



Georgia Power Company
Plant McIntosh Landfill No. 4
Permit No. 051-010D(LI)
Effingham County

**2022 ANNUAL GROUNDWATER MONITORING AND
CORRECTIVE ACTION REPORT**



**ATLANTIC COAST
CONSULTING, INC.**

PROFESSIONAL CERTIFICATION

This 2022 Annual Groundwater Monitoring and Corrective Action Report, Georgia Power Company – Plant McIntosh Existing Landfill No. 4 has been prepared in compliance with the United States Environmental Protection Agency Coal Combustion Residuals Rule [40 Code of Federal Regulations (CFR) 257 Subpart D] and the Georgia Environmental Protection Division Rules for Solid Waste Management 391-3-4-.10 and 391-3-4-.14 by a qualified groundwater scientist or engineer with Atlantic Coast Consulting, Inc. (ACC). I hereby certify that I am a qualified groundwater scientist, in accordance with the Georgia Rules of Solid Waste Management, and 40 CFR Part 258.50(g).

ATLANTIC COAST CONSULTING, INC.



Charles B. Adams, P.G.
Project Manager
Date: January 31, 2023



Chad Hall, PhD, P.E.
Senior Professional Engineer
Date: January 31, 2023

SUMMARY

This summary of the *2022 Annual Groundwater Monitoring and Corrective Action Report* provides the January through December 2022 groundwater monitoring and corrective action program status for Georgia Power Company (Georgia Power) Plant McIntosh Existing Landfill No. 4 (Site). This summary was prepared by Atlantic Coast Consulting, Inc. (ACC) on behalf of Georgia Power to meet the requirements listed in Part A, Section¹ 6 of the United States Environmental Protection Agency (US EPA) Coal Combustion Residuals (CCR) Rule [40 Code of Federal Regulations (CFR) 257 Subpart D].

Plant McIntosh is located at 981 Old Augusta Central Road, approximately 4 miles northeast of the City of Rincon, and 20 miles north of the City of Savannah in Effingham County, Georgia. The Site is located on the western portion of the Plant McIntosh property.

Groundwater at the Site is monitored using a comprehensive monitoring system of wells installed to meet federal and state monitoring requirements of Permit No. 051-010D(LI). Routine sampling and reporting began after background groundwater conditions were established between August 2004 and November 2006 in accordance with the Solid Waste Permit requirements

specified in the Design and Operation (D&O) Plan. The monitoring program was modified to include Appendix III parameters² to meet the requirements of 40 CFR § 257.90 through § 257.95. Background groundwater conditions for Appendix III and IV parameters³ were established between April 2016 and July 2017. During the annual reporting period, the Site remained in detection monitoring.

During the 2022 annual reporting period, ACC conducted semiannual groundwater sampling events in February and August 2022. Groundwater samples were submitted to Eurofins Environment Testing America (Eurofins) for analysis. Per the CCR Rule, groundwater results for 2022 data were evaluated in accordance with the certified statistical methods. That



PLANT MCINTOSH AND SITE

¹ 80 FR 21468, Apr. 17, 2015, as amended at 81 FR 51807, Aug. 5, 2016; 83 FR 36452, July 30, 2018; 85 FR 53561, Aug. 28, 2020

² Boron, calcium, chloride, fluoride, pH, sulfate, and total dissolved solids (TDS)

³ Antimony, arsenic, barium, beryllium, cadmium, chromium, cobalt, fluoride, lead, lithium, mercury, molybdenum, selenium, thallium, and radium 226+228

evaluation indicated no statistically significant values of required parameters in any well, except for chloride in GWC-9 during the first 2022 event, which is attributed to an alternate source.

Based on review of the Appendix III statistical results completed for the groundwater monitoring and corrective action program from January through December 2022, the Site will continue in detection monitoring. Georgia Power will continue routine groundwater monitoring and reporting at the Site. Reports will be posted to Georgia Power's website and provided to the Georgia Environmental Protection Division (EPD) semiannually.

TABLE OF CONTENTS

Section	Page No.
1.0 INTRODUCTION	1
1.1 Site Description and Background	1
1.2 Regional Geology and Hydrogeologic Setting	1
1.3 Groundwater Monitoring Well Network and CCR Unit Description	2
2.0 GROUNDWATER MONITORING ACTIVITIES.....	2
2.1 Monitoring Well Installation and Maintenance.....	2
2.2 Detection Monitoring Program.....	3
2.3 Additional Sampling.....	3
3.0 SAMPLE METHODOLOGY AND ANALYSIS.....	3
3.1 Groundwater Flow Direction, Gradient, and Velocity.....	3
3.2 Groundwater Sampling.....	4
3.3 Laboratory Analyses	4
3.4 Quality Assurance and Quality Control	5
4.0 STATISTICAL ANALYSIS.....	5
4.1 Methods	5
4.1.1 State Appendix I Parameters	6
4.1.2 Appendix III Parameters	6
4.2 Summary of Statistical Analyses Results for Appendix I Permit Parameters.....	7
4.2.1 Summary of Appendix I Permit Results for February 2022	7
4.2.2 Summary of Appendix I Permit Results for August 2022.....	7
4.3 Summary of Statistical Analyses Results for Appendix III Parameters.....	7
4.3.1 Summary of Appendix III Results for February 2022	7
4.3.2 Summary of Appendix III Results for August 2022.....	7
5.0 ALTERNATE SOURCE DEMONSTRATIONS	7
6.0 MONITORING PROGRAM STATUS	8
7.0 CONCLUSIONS AND FUTURE ACTIONS.....	8
8.0 REFERENCES	8

Tables

- Table 1 – Monitoring Network Well Summary
- Table 2 – Groundwater Sampling Event Summary
- Table 3A – Summary of Groundwater Elevations – February 2022
- Table 3B – Summary of Groundwater Elevations – August 2022
- Table 4A – Horizontal Groundwater Flow Velocity Calculations – February 2022
- Table 4B – Horizontal Groundwater Flow Velocity Calculations – August 2022
- Table 5A – Summary of Groundwater Analytical Data – February 2022
- Table 5B – Summary of Groundwater Analytical Data – August 2022
- Table 6 – Statistical Method Summary

Figures

- Figure 1 – Site Location Map
- Figure 2 – Well Location Map
- Figure 3A – Potentiometric Contour Map – February 2022
- Figure 3B – Potentiometric Contour Map – August 2022

Appendices

- Appendix A – Laboratory Analytical and Field Sampling Reports
- Appendix B – Statistical Analysis Reports

1.0 INTRODUCTION

In accordance with the United States Environmental Protection Agency (US EPA) Coal Combustion Residuals (CCR) Rule [40 Code of Federal Regulations (CFR) 257 Subpart D] and the Georgia Environmental Protection Division (EPD) Rules for Solid Waste Management 391-3-4-.10, Atlantic Coast Consulting, Inc. (ACC) has prepared this *2022 Annual Groundwater Monitoring and Corrective Action Report* to document groundwater monitoring activities conducted at the Georgia Power Company (Georgia Power) Plant McIntosh Existing Landfill No. 4 (Site). Semiannual monitoring and reporting for the CCR Unit are performed in accordance with the monitoring requirements of 40 CFR § 257.90 through § 257.95 of the Federal CCR Rule and Georgia EPD Rules for Solid Waste Management 391-3-4-.10(6)(a).

Groundwater monitoring is currently performed in accordance with the Solid Waste Permit No. 051-010D(LI) requirements specified in the Design and Operation (D&O) Plan (Georgia Power, 2010). A Georgia EPD-approved 2017 permit minor modification added parameters included in Appendix III and IV of 40 CFR § 257 Subpart D to the groundwater monitoring plan. An application for a new Georgia CCR permit was submitted to Georgia EPD in November 2018 for the facility to replace the existing Solid Waste Permit.

This report provides the results of the sampling events conducted February 2022 and August 2022 and includes: (1) results for the list of constituents from Appendix I of 40 CFR § 258 included in the D&O Plan in the permit; and (2) CCR detection monitoring sampling events for 40 CFR § 257 Appendix III constituents.

This document serves as the *2022 Annual Groundwater Monitoring and Corrective Action Report* in accordance with Georgia EPD Rule 391-3-4-.10(6)(a).

1.1 Site Description and Background

Plant McIntosh is located at 981 Old Augusta Central Road, in Effingham County, Georgia, approximately 4 miles northeast of the City of Rincon, and 20 miles north of the City of Savannah. The plant is situated on approximately 2,300 acres (Figure 1, Site Location Map) west of the Savannah River. The Site is located on the western portion of the plant property.

Landfill No. 4 is comprised of Cells 1 and 2A (Figure 2, Well Location Map). Closure construction for Cell 1 of Landfill No. 4 began in June 2015 and final cover construction was completed in August 2016. Georgia Power began construction of Cell 2A in June 2015 and received approval to begin receiving solid waste for disposal on July 20, 2017. Cell 2A of Landfill No. 4 began receiving CCR waste in September 2017. Cell 2A was covered with interim cover in May 2022. Cells 2B, 3, and 4 are for future development.

1.2 Regional Geology and Hydrogeologic Setting

Plant McIntosh is located in the Atlantic Coastal Plain Physiographic Province and situated on sediments that were deposited from the Cretaceous to Pleistocene periods. Regional lithology consists of stratified marine deposits and materials eroded from crystalline rock of the Piedmont Physiographic Province. Boring logs describe soils as interbedded clays, silts, and sands typical of Atlantic Coastal Plain sediments (GEI, 2018).

Monitoring wells and piezometers are screened in the surficial aquifer between approximately 40 and 10 feet North American Vertical Datum of 1988 (NAVD88). The predominant groundwater flow direction is generally to the north but ranges from slightly northeast near Cell 1 to north-northwest near Cell 2B.

1.3 Groundwater Monitoring Well Network and CCR Unit Description

A groundwater monitoring system was installed within the uppermost aquifer at Plant McIntosh Existing Landfill No. 4. The monitoring system is designed to monitor groundwater within the uppermost aquifer passing the waste boundary of the CCR Unit. Table 1, Monitoring Network Well Summary, provides well construction details and Figure 2 shows the monitoring well locations. The monitoring system forms a perimeter network around Cells 1, 2A, and 2B (Figure 2). Since Cell 2B has not been developed, monitoring network wells associated with this cell are considered background monitoring locations until future cell construction occurs. Wells were located to serve as upgradient and downgradient monitoring points based on groundwater flow direction (Figures 3A and 3B, Potentiometric Contour Map – February 2022 and August 2022). Note that well nomenclature used during the August 2022 event is consistent with the nomenclature submitted in the 2022 CCR permit submittal.

2.0 GROUNDWATER MONITORING ACTIVITIES

Pursuant to 40 CFR § 257.90(e), the following describes monitoring-related activities performed during the annual monitoring period and discusses any change in status of the monitoring program. All groundwater sampling was performed in accordance with 40 CFR § 257.93. Samples were collected from each well in the certified monitoring system shown on Figure 2 in February and August 2022. Pursuant to 40 CFR § 257.90(e)(3), a summary and description of groundwater sampling events completed at the Site during the annual period is shown on Table 2, Groundwater Sampling Event Summary.

2.1 Monitoring Well Installation and Maintenance

There were no changes to the groundwater monitoring system during the reporting period; the network remains the same as in the previous reporting period and is shown on Figure 2. Monitoring well-related activities were limited to the following: visual inspection of well conditions prior to sampling, recording the site conditions, and performing exterior maintenance necessary for sampling under safe and clean conditions. Well inspection checklists completed during semiannual sampling are included in Appendix A, Laboratory Analytical and Field Sampling Reports.

Monitoring wells are inspected semiannually to determine if any repairs or corrective actions are necessary to meet the requirements of the Georgia Water Well Standards Act (O.C.G.A. § 12-5-134(5)(d)(vii)). Monitoring wells were inspected as documented in Appendix A. This documentation was performed under the direction of a professional geologist registered in the State of Georgia.

2.2 Detection Monitoring Program

Detection monitoring is performed on a semiannual basis in accordance with the approved Georgia EPD Solid Waste Permit and the Site's D&O Plan. The semiannual sampling events were conducted in February and August 2022.

Groundwater samples from wells in the detection monitoring system were collected from each monitoring well and analyzed for:

- A state-modified Appendix I list of detection parameters according to Georgia EPD Rules for Solid Waste Management 391-3-4-.14 and the approved D&O Plan. The state-modified analyte list includes antimony, arsenic, barium, beryllium, cadmium, chromium, cobalt, copper, lead, nickel, selenium, silver, thallium, vanadium, and zinc; and
- Appendix III constituents according to 40 CFR § 257.94(a).

Copies of the analytical data packages for the semiannual detection monitoring events are included in Appendix A.

2.3 Additional Sampling

No additional sampling was conducted during the monitoring period.

3.0 SAMPLE METHODOLOGY AND ANALYSIS

The following sections describe the methods used to conduct groundwater monitoring at the Site.

3.1 Groundwater Flow Direction, Gradient, and Velocity

Prior to the sampling events, groundwater elevations were recorded from each well in the network at the Site. Groundwater elevations recorded during the monitoring events are summarized in Tables 3A and 3B, Summary of Groundwater Elevations - February 2022 and August 2022, respectively. Groundwater elevation data were used to develop Figures 3A and 3B, respectively. As shown on the figures, the flow direction is generally to the north but ranges from slightly northeast near Cell 1 to north-northwest near Cell 2B. Groundwater flow patterns observed during the February 2022 and August 2022 monitoring events are consistent with historical patterns.

The groundwater flow velocity at the Site was calculated using a derivation of Darcy's Law. Specifically:

Equation

$$v = \frac{K (dh/dl)}{P_e} \quad \text{where:} \quad \begin{array}{l} v = \text{groundwater velocity} \\ K = \text{hydraulic conductivity} \\ dh/dl = \text{hydraulic gradient} \\ P_e = \text{effective porosity} \end{array}$$

The groundwater flow velocity was calculated for the Site based on average hydraulic gradients, hydraulic conductivity based on the geometric mean aquifer rising head test data, and an estimated effective porosity of 0.20. The groundwater flow velocity has been calculated and is

tabulated on Tables 4A and 4B, Horizontal Groundwater Flow Velocity Calculations – February 2022 and August 2022, respectively. The calculated flow velocity was approximately 0.052 feet per day during the February 2022 event and 0.046 feet per day during the August 2022 event.

The calculated groundwater velocity across the Site is generally consistent with historical calculations and with the expected velocity in the Site-specific geology, therefore confirming the groundwater monitoring network is properly located to monitor the uppermost aquifer.

3.2 Groundwater Sampling

Groundwater samples were collected using low-flow sampling procedures in accordance with 40 CFR § 257.93(a). Purging and sampling was performed using either a peristaltic pump or non-dedicated QED bladder pump. In all cases pump intakes were located at the midpoint of the well screen (or as appropriate determined by the water level). All non-disposable equipment was decontaminated before use and between well locations using procedures described in the latest version of the Region 4 US EPA Lab Services and Applied Science Division (LSASD) Operating Procedure for Field Equipment Cleaning and Decontamination as a guide (US EPA, 2020).

A SmarTroll or AquaTroll (In-Situ field instruments) water quality meter was used to monitor and record field parameters (pH, specific conductance, oxidation-reduction potential [ORP], dissolved oxygen [DO], and temperature) during well purging prior to sampling. Turbidity was measured using a Hach 2100Q portable turbidimeter. Groundwater samples were collected when the following stabilization criteria were met:

- ± 0.1 standard units for pH,
- $\pm 5\%$ for specific conductance,
- $\pm 10\%$ or 0.2 milligrams per liter (mg/L), whichever is greater, for DO where DO > 0.5 mg/L. No criterion applies if DO < 0.5 mg/L,
- Turbidity measurements less than 5 nephelometric turbidity units (NTU).

Once stabilization was achieved, samples were collected directly into appropriately preserved laboratory-supplied sample containers. Sample bottles were placed in ice-packed coolers and submitted to Eurofins Environment Testing America (Eurofins) of Pittsburgh, Pennsylvania (February 2022), Pittsburgh, Pennsylvania and Savannah, Georgia (August 2022) laboratory following chain-of-custody protocol. Stabilization logs and field calibration logs for each well during each monitoring event are included in Appendix A.

3.3 Laboratory Analyses

Analytical methods used for groundwater monitoring parameters are provided in laboratory reports in Appendix A. Samples were analyzed for Appendix I and Appendix III parameters required by the current state permit during the monitoring events performed in February 2022 and August 2022. Analytical data collected in the monitoring event are summarized in Tables 5A and 5B, Summary of Groundwater Analytical Data – February 2022 and August 2022, respectively.

Laboratory analyses were performed by Eurofins. Eurofins is accredited by the National Environmental Laboratory Accreditation Program (NELAP) and maintains a NELAP certification for all parameters analyzed for this project. In addition, Eurofins is certified to perform analysis

by the State of Georgia. Laboratory reports and chain-of-custody records for the monitoring events are presented in Appendix A. Note that the well identifications in the laboratory reports and laboratory data validations reflect the well names before the 2022 CCR permit application.

3.4 Quality Assurance and Quality Control

During each sampling event, quality assurance/quality control (QA/QC) samples are collected at a rate of one set of QA/QC samples per every 10 samples. A set of QA/QC samples includes equipment blanks, field blanks, and duplicate samples. QA/QC sample data were evaluated during data validation and are included in Appendix A.

Groundwater quality data in this report were validated in accordance with US EPA guidance (US EPA, 2011) and the analytical methods. Data validation generally consisted of reviewing sample integrity, holding times, laboratory method blanks, laboratory control samples, matrix spike/matrix spike duplicate recoveries and relative percent differences (RPDs), post digestion spikes, laboratory and field duplicate RPDs, field and equipment blanks, and reporting limits. The data are considered usable for meeting project objectives and the results are considered valid. The associated data validation report is included in Appendix A.

Values followed by a "J" flag in Tables 5A and 5B indicate that the value is an estimated analyte concentration detected between the method detection limit (MDL) and the laboratory reporting limit. The estimated value is positively identified but is below the lowest level that can be reliably achieved within specified limits of precision and accuracy under routine laboratory operating conditions.

4.0 STATISTICAL ANALYSIS

Statistical analysis of groundwater monitoring data was performed by Groundwater Stats Consulting, LLC (GSC) following the appropriate certified statistical methodology for the Site. A summary of the statistical methodology used at the Site for routine groundwater monitoring is provided in Table 6, Statistical Method Summary. Statistical analysis methods and results are provided in Appendix B, Statistical Analysis Reports. A summary of methods and results is provided in the following sections.

4.1 Methods

The statistical method used at the Site was developed by GSC, using methodology presented in *Statistical Analysis of Groundwater Data at RCRA Facilities, Unified Guidance*, March 2009, US EPA 530/ R-09-007 (US EPA, 2009). To develop the statistical methods, analytical data collected during the background period were evaluated and used to develop statistical limits for each Appendix I and Appendix III parameter. Sanitas groundwater statistical software was used to screen the data and perform the statistical analyses. Sanitas is a decision support software package that incorporates the statistical tests required of Subtitle C and D facilities by US EPA regulations.

Statistical analysis of the February 2022 and August 2022 monitoring events included a two-step analysis similar in concept to the procedure used in compliance monitoring programs where an interwell statistical limit is used to determine background (US EPA Unified Guidance [2009], Chapter 7, Section 7.5).

Statistically significant increasing trends identified in upgradient wells are not considered statistically significant increases (SSIs) and are used only for evaluation of natural variability in background conditions. Typically, when changes in concentrations are present upgradient of the facility, it is an indication of naturally changing groundwater quality.

4.1.1 State Appendix I Parameters

A permit minor modification was approved by Georgia EPD on August 20, 2019, following submittal of the *2019 First Semiannual Groundwater Monitoring Report* to allow for intrawell methods to be used for evaluation of state Appendix I parameters. A permit minor modification was approved by Georgia EPD on April 19, 2021, to implement a two-step statistical approach for the detection monitoring program to address an initial SSI over background for Appendix I constituents currently using an intrawell statistical approach. Statistical tests used to evaluate the groundwater monitoring data consist of intrawell prediction limits combined with a 1-of-2 verification resample plan for all required Appendix I parameters. Intrawell prediction limits are constructed from historical data within a given well, and the most recent sample is compared to background. Intrawell statistical methods are a conservative first step that may be overly sensitive to natural variation, particularly for nonparametric limits with small background sample sizes. Therefore, for instances where an apparent Appendix I SSI is identified by intrawell statistical methods, interwell statistical methods may be used as a reasonable second step to determine if the initial exceedance is below sitewide background.

If data from a sampling event initially exceeds the prediction limit, the resampling strategy may be used to verify the result. In 1-of-2 resampling, one independent resample may be collected and evaluated within 90 days to determine whether the initial exceedance is verified. If the resample exceeds the prediction limit, the initial exceedance is verified, and an SSI is identified. When a resample result does not verify the initial result, and does not exceed the prediction limit, there is no SSI. If resampling is not performed, the initial exceedance is a confirmed exceedance.

4.1.2 Appendix III Parameters

Statistical tests used to evaluate the groundwater monitoring data consist of interwell prediction limits combined with a 1-of-2 verification resample plan for Appendix III parameters boron, calcium, chloride, fluoride, pH, and total dissolved solids (TDS). Interwell prediction limits pool upgradient well data to establish a background limit for an individual constituent, and the most recent sample from each downgradient well is compared to the same limit for each parameter.

Monitoring results for sulfate were evaluated using intrawell prediction limits combined with a 1-of-2 verification resample plan. As with the Appendix I methodology, a two-step statistical approach was approved on April 19, 2021; where an intrawell statistical exceedance for sulfate is identified, interwell statistical methods may be used to determine if the initial exceedance is below sitewide background prior to SSI identification.

4.2 Summary of Statistical Analyses Results for Appendix I Permit Parameters

4.2.1 Summary of Appendix I Permit Results for February 2022

The concentration of zinc in GWC-23 exceeded the intrawell limit but did not exceed the interwell limit using the two-step approach. Therefore, no exceedances of Appendix I parameters were identified during the February 2022 semiannual event.

4.2.2 Summary of Appendix I Permit Results for August 2022

The concentrations of nickel in GWC-12 and GWC-19, vanadium in GWC-12, and zinc in GWC-21 and GWC-23 exceeded the respective intrawell limits but did not exceed the respective interwell limits using the two-step approach. Therefore, no exceedances of Appendix I parameters were identified during the August 2022 semiannual event.

4.3 Summary of Statistical Analyses Results for Appendix III Parameters

4.3.1 Summary of Appendix III Results for February 2022

The chloride concentration in the sample from GWC-9 exceeded the interwell prediction limit during the February 2022 semiannual event. As described in the alternate source demonstration (ASD) submitted in August 2020 the occurrence of chloride is a natural variation of groundwater quality (chloride was detected at levels higher than 9.9 mg/L prior to receiving waste, which began in September 2017). The exceedance is consistent with the conditions outlined in the August 2020 ASD; therefore, the previous ASD remains relevant. No other exceedances were identified during the February 2022 semiannual event.

4.3.2 Summary of Appendix III Results for August 2022

No exceedances were identified during the August 2022 semiannual event.

5.0 ALTERNATE SOURCE DEMONSTRATIONS

ASDs were previously submitted to Georgia EPD under separate report covers to address SSIs of Appendix I and Appendix III constituents. Based on Georgia EPD guidance, ASDs no longer require concurrence if an SSI has not been detected for two consecutive events, which indicates natural variability. The only exceedance confirmed in this reporting period is addressed by a previous ASD. The confirmed chloride exceedance during the first semiannual event (February 2022) and the lack of statistical exceedance of chloride in GWC-9 in the second semiannual event (August 2022) is further evidence that previous exceedances are due to natural variability as summarized below.

Reference	SSI(s)	Well(s)	Status
Atlantic Coast Consulting, Inc. (ACC), Alternate Source Demonstration – Plant McIntosh Existing Landfill No. 4, August 2020.	Chloride	GWC-9	ASD submitted

6.0 MONITORING PROGRAM STATUS

The only verified SSI for an Appendix III parameter was addressed by a previous ASD and there were no SSIs for Appendix I parameters. Therefore, the Site remains in detection monitoring.

7.0 CONCLUSIONS AND FUTURE ACTIONS

This *2022 Annual Groundwater Monitoring and Corrective Action Report* for Georgia Power Company's Plant McIntosh Existing Landfill No. 4 was prepared to fulfill the requirements of US EPA's CCR Rule and Georgia EPD Rules for Solid Waste Management Chapter 391-3-4-.10.

Statistical evaluations of the groundwater monitoring data for the Site identified an SSI for an Appendix III parameter. The verified SSI has been addressed by a previous ASD, and the Site remains in detection monitoring. There were no other SSIs of Appendix I or Appendix III parameters identified during the February 2022 and August 2022 semiannual events. The Site will remain in detection monitoring.

The next semiannual detection monitoring event is tentatively scheduled for February 2023.

8.0 REFERENCES

- Atlantic Coast Consulting, Inc. (ACC), 2020. *August 2020 Alternate Source Demonstration*. August 2020.
- Atlantic Coast Consulting, Inc. (ACC), 2020. *September 2020 Well Installation Addendum*. September 2020.
- Georgia Environmental Protection Division, 1997. *Criteria for Performing Site Acceptability Studies for Solid Waste Landfills in Georgia – Circular 14*.
- Groundwater Stats Consulting, 2019. *Plant McIntosh Landfill No. 4 Background Data Screening & Recommended Statistical Methods*. August 2019.
- Groundwater Stats Consulting, 2021. *Plant McIntosh Landfill No. 4 Statistical Analysis – March 2021*. August 2021.
- MacStat Consulting, Ltd., 2017. *Statistical Analysis Plan – Plant McIntosh Landfill No. 4*.
- Sanitas: Groundwater Statistical Software, Sanitas Technologies, Shawnee, KS, 2007.
- ERM, 2018. *Alternate Source Demonstration – Plant McIntosh Coal Combustion By-product Landfill No. 4*. January 2018.
- GEI, 2018. *Hydrogeologic Assessment Report (Revision 01) – Plant McIntosh Ash Pond 1 (AP-1)*. November 2018 (revised December 2019).
- GEI, 2019. *Alternate Source Demonstration – Plant McIntosh Landfill No. 4*. February 2019.
- GEI, 2020. *Alternate Source Demonstration – Plant McIntosh Landfill No. 4*. April 2020.
- Georgia Power, 2004. *Plant McIntosh Coal Combustion By-Product (CCB) Landfill No. 4 Design & Operation Plan Groundwater Monitoring Plan*. 2004, Revised August 2019.

- Southern Company Services - Earth Science and Environmental Engineering (SCS ES&EE), 2002. *Savannah Electric Plant McIntosh Proposed Ash Monofill Site Acceptability Report*. July 2002.
- US EPA Waste Management Division Office of Solid Waste, 1989. US EPA 530/SW89-031 Interim Final RCRA Facility Investigation (RFI) Guidance, Volume II or IV.
- US EPA, 2009. *Unified Guidance*, Statistical Analysis of Groundwater Monitoring Data at RCRA Facilities. Office of Solid Waste Management Division, US EPA, Washington, D.C.
- US EPA, 2011. *Region IV Data Validation Standard Operating Procedures*. Science and Ecosystem Support Division. Athens, Georgia.
- US EPA, 2017. Groundwater Sampling – Operating Procedure: SESDPROC-3-1-R4, Athens, Georgia, 34 p.
- US EPA, 2020. Field Equipment Cleaning and Decontamination – Operating Procedure: LSASDPROC-205-R4, Athens, Georgia, 16 p.
- US EPA, 2017. *National Functional Guidelines for Inorganic Superfund Methods Data Review*, Office of Superfund Remediation and Technology Innovation. OLEM 9355.0-135 [US EPA-540-R-2017-001]. Washington, DC.

TABLES

Table 1
Monitoring Network Well Summary
Plant McIntosh Landfill No. 4
Effingham County, Georgia

Well	Installation Date (mm/dd/yyyy)	Northing	Easting	Top of Casing Elevation (NAVD88)	Bottom Depth (ft BTOC)	Bottom Elevation (NAVD88)	Depth to Top of Screen (ft BTOC)	Top of Screen Elevation (NAVD88)	Purpose
GWC-1	08/17/2004	855444.67	958416.09	46.85	28.29	18.56	17.79	29.06	Downgradient Detection
GWA-2	08/17/2004	855307.00	958105.74	53.43	28.47	24.96	17.97	35.46	Upgradient Detection
GWA-3	08/17/2004	855168.65	957788.07	57.75	38.31	19.44	27.81	29.94	Upgradient Detection
GWA-4A*	08/04/2016	855352.40	957496.55	65.00	39.00	26.00	25.00	40.00	Upgradient Detection
GWA-5*	08/18/2004	855677.36	957324.69	62.09	41.71	20.38	31.21	30.88	Upgradient Detection
GWC-9	08/16/2004	856726.86	957902.73	53.38	38.05	15.33	27.55	25.83	Downgradient Detection
GWC-10	08/19/2004	856427.33	958081.67	49.39	33.16	16.23	22.66	26.73	Downgradient Detection
GWC-11	08/18/2004	856116.10	958251.47	57.74	43.22	14.52	32.72	25.02	Downgradient Detection
GWC-12	08/18/2004	855803.06	958419.42	57.05	41.10	15.95	30.60	26.45	Downgradient Detection
GWA-13	10/23/2015	855669.78	957006.93	60.93	40.11	20.82	29.81	31.12	Upgradient Detection
GWA-14	10/27/2015	855474.34	956656.93	61.59	49.90	11.69	39.60	21.99	Upgradient Detection
GWA-15*	10/27/2015	855322.04	956314.43	56.86	40.30	16.56	30.00	26.86	Upgradient Detection
GWA-16	10/27/2015	855639.94	956094.72	54.67	40.27	14.40	29.97	24.70	Upgradient Detection
GWC-17**	10/28/2015	856011.11	956102.53	54.29	40.05	14.24	29.75	24.54	Upgradient Detection
GWC-18**	10/29/2015	856205.60	956438.23	59.74	42.20	17.54	31.90	27.84	Upgradient Detection
GWC-19	10/29/2015	856400.67	956801.55	53.59	36.95	16.64	26.65	26.94	Downgradient Detection
GWC-20	10/30/2015	856561.94	957093.84	47.36	30.13	17.23	19.83	27.53	Downgradient Detection
GWC-21	11/04/2015	856734.02	957390.27	45.22	27.16	18.06	16.86	28.36	Downgradient Detection
GWC-23	05/26/2016	856905.61	957714.35	52.43	33.70	18.73	22.73	29.70	Downgradient Detection
PZ-22*	11/04/2015	856950.76	957722.56	51.17	31.65	19.52	21.35	29.82	Piezometer

Notes:

1. Northings and Eastings are feet relative to North American Datum 1983 (NAD83), State Plane Georgia East Zone.
2. NAVD88 indicates feet relative to North American Vertical Datum of 1988.
3. ft BTOC indicates feet below top of casing.
4. * Well identification as described in 2022 permit submittal.
5. ** Wells GWC-17 and GWC-18 were approved by GA EPD for use in the background monitoring pool until Cell 2B is constructed and waste is placed.

Table 2
Groundwater Sampling Event Summary
Plant McIntosh Landfill No. 4
Effingham County, Georgia

Well	Hydraulic Location	Feb. 22-23, 2022	Aug. 2-4, 2022
Purpose of Sampling Event		Semiannual Detection	Semiannual Detection
GWC-1	Downgradient	X	X
GWA-2	Upgradient	X	X
GWA-3	Upgradient	X	X
GWA-4A*	Upgradient	X	X
GWA-5*	Upgradient	X	X
GWC-9	Downgradient	X	X
GWC-10	Downgradient	X	X
GWC-11	Downgradient	X	X
GWC-12	Downgradient	X	X
GWA-13	Upgradient	X	X
GWA-14	Upgradient	X	X
GWA-15*	Upgradient	X	X
GWA-16	Upgradient	X	X
GWC-17**	Upgradient	X	X
GWC-18**	Upgradient	X	X
GWC-19	Downgradient	X	X
GWC-20	Downgradient	X	X
GWC-21	Downgradient	X	X
GWC-23	Downgradient	X	X

Notes:

1. X indicates sample was collected.
2. Semiannual Detection Event includes state-modified Appendix I and Appendix III.
3. * Well identification as described in 2022 permit submittal.
4. ** Wells GWC-17 and GWC-18 were approved by GA EPD for use in the background monitoring pool until Cell 2B is constructed and waste is placed.

Table 3A
Summary of Groundwater Elevations
February 2022
Plant McIntosh Landfill No. 4
Effingham County, Georgia

Well ID	Top of Casing Elevation (NAVD88)	Depth to Water (ft BTOC)	Groundwater Elevation (NAVD88)
GWC-1	46.85	15.55	31.30
GWA-2	53.43	17.44	35.99
GWA-3	57.75	22.52	35.23
GWA-4A*	65.00	26.41	38.59
GWA-5*	62.09	25.17	36.92
GWC-9	53.38	29.56	23.82
GWC-10	49.39	24.97	24.42
GWC-11	57.74	33.42	24.32
GWC-12	57.05	27.63	29.42
GWA-13	60.93	25.53	35.40
GWA-14	61.59	26.48	35.11
GWA-15*	56.86	23.00	33.86
GWA-16	54.67	24.92	29.75
GWC-17	54.29	27.73	26.56
GWC-18	59.74	35.96	23.78
GWC-19	53.59	29.95	23.64
GWC-20	47.36	23.35	24.01
GWC-21	45.22	21.42	23.80
PZ-22*	51.17	28.16	23.01
GWC-23	52.43	29.91	22.52

Notes:

1. NAVD88 indicates feet North American Vertical Datum of 1988.
2. ft BTOC = feet below top of casing.
3. Depths to water measured February 21, 2022.
4. * Well identification as described in 2022 permit submittal.

Table 3B
Summary of Groundwater Elevations
August 2022
Plant McIntosh Landfill No. 4
Effingham County, Georgia

Well ID	Top of Casing Elevation (NAVD88)	Depth to Water (ft BTOC)	Groundwater Elevation (NAVD88)
GWC-1	46.85	15.67	31.18
GWA-2	53.43	17.52	35.91
GWA-3	57.75	25.80	31.95
GWA-4A*	65.00	26.93	38.07
GWA-5*	62.09	25.65	36.44
GWC-9	53.38	29.86	23.52
GWC-10	49.39	25.30	24.09
GWC-11	57.74	33.81	23.93
GWC-12	57.05	27.99	29.06
GWA-13	60.93	26.07	34.86
GWA-14	61.59	27.11	34.48
GWA-15*	56.86	23.51	33.35
GWA-16	54.67	25.29	29.38
GWC-17	54.29	28.05	26.24
GWC-18	59.74	36.12	23.62
GWC-19	53.59	30.09	23.50
GWC-20	47.36	23.50	23.86
GWC-21	45.22	21.85	23.37
PZ-22*	51.17	28.41	22.76
GWC-23	52.43	29.42	23.01

Notes:

1. NAVD88 indicates feet North American Vertical Datum of 1988.
2. ft BTOC = feet below top of casing.
3. Depths to water measured August 1, 2022.
4. * Well identification as described in 2022 permit submittal.

Table 4A
HORIZONTAL GROUNDWATER FLOW VELOCITY CALCULATIONS
February 2022
Plant McIntosh Landfill No. 4
Effingham County, Georgia

Equation

$$v = \frac{K (dh/dl)}{P_e}$$

where: v = groundwater velocity
K = hydraulic conductivity
dh/dl = hydraulic gradient
P_e = effective porosity

Values Used in Calculation

Value			Source
K =	3.0E-04	cm/sec	See note 1.
	0.86	ft/day	
dh/dl ₁ =	0.010	ft/ft unitless	Hydraulic gradient from GWA-3 to GWC-11
dh/dl ₂ =	0.011	ft/ft unitless	GWA-5 to GWC-23
dh/dl ₃ =	0.015	ft/ft unitless	GWA-14 to GWC-18
dh/dl _{avg} =	0.012	unitless	Average of dh/dl _{1,2,3}
P _e =	0.20	unitless	See note 2.

Calculated Flow Velocity

$$v = \frac{(0.86)(0.012)}{0.20}$$

v = 0.052 ft/day, or 19 ft/year

Notes

- (1) Slug tests performed by Southern Company Services, Inc. (2002)
- (2) Default value for silty sands from Interim Final RCRA Investigation (EPA, 1989)

Table 4B
HORIZONTAL GROUNDWATER FLOW VELOCITY CALCULATIONS
August 2022
Plant McIntosh Landfill No. 4
Effingham County, Georgia

Equation

$$v = \frac{K (dh/dl)}{P_e}$$

where: v = groundwater velocity
 K = hydraulic conductivity
 dh/dl = hydraulic gradient
 P_e = effective porosity

Values Used in Calculation

Value			Source
K =	3.0E-04	cm/sec	See note 1.
	0.86	ft/day	
dh/dl ₁ =	0.008	ft/ft unitless	Hydraulic gradient from GWA-3 to GWC-11
dh/dl ₂ =	0.010	ft/ft unitless	GWA-5 to GWC-23
dh/dl ₃ =	0.014	ft/ft unitless	GWA-14 to GWC-18
dh/dl _{avg} =	0.011	unitless	Average of dh/dl _{1,2,3}
P _e =	0.20	unitless	See note 2.

Calculated Flow Velocity

$$v = \frac{(0.86)(0.011)}{0.20}$$

$$v = 0.046 \text{ ft/day, or } 17 \text{ ft/year}$$

Notes

- (1) Slug tests performed by Southern Company Services, Inc. (2002)
- (2) Default value for silty sands from Interim Final RCRA Investigation (EPA, 1989)

Table 5A
Summary of Groundwater Analytical Data - February 2022
Plant McIntosh Landfill No. 4
Effingham County, Georgia

Parameter		Sample ID							
		GWC-1	GWA-2	GWA-3	GWA-4A	GWA-5	GWC-9	GWC-10	GWC-11
		2/23/2022	2/22/2022	2/22/2022	2/23/2022	2/22/2022	2/23/2022	2/23/2022	2/23/2022
APPENDIX III	Boron	<0.060	0.11	0.065 J	0.096	<0.060	<0.060	0.069 J	<0.060
	Calcium	1.4	0.42 J	0.72	0.35 J	2.3	1.0	22	8.1
	Chloride	5.6	4.6	3.4	3.7	3.8	9.9	6.8	4.8
	Fluoride	<0.026	<0.026	<0.026	<0.026	<0.026	0.049 J	0.13	0.36
	pH	4.92	4.69	4.90	4.80	5.34	5.07	6.46	6.28
	Sulfate	1.6	<0.76	<0.76	2.7	<0.76	<0.76	3.4	2.9
	TDS	31	27	16	21	21	30	130	70
Required by Permit	Antimony	<0.00051	<0.00051	<0.00051	<0.00051	<0.00051	<0.00051	<0.00051	<0.00051
	Arsenic	<0.00028	<0.00028	<0.00028	0.00035 J	<0.00028	<0.00028	0.00048 J	0.0013
	Barium	0.039	0.038	0.015	0.015	0.041	0.026	0.018	0.010
	Beryllium	<0.00027	<0.00027	<0.00027	<0.00027	<0.00027	<0.00027	<0.00027	<0.00027
	Cadmium	<0.00022	<0.00022	<0.00022	0.00024 J	<0.00022	<0.00022	<0.00022	<0.00022
	Chromium	<0.0015	0.0018 J	<0.0015	<0.0015	<0.0015	<0.0015	0.0031	0.0050
	Cobalt	0.0017 J	0.0015 J	0.00037 J	0.0013 J	0.00076 J	0.00064 J	<0.00026	<0.00026
	Copper	<0.0011	<0.0011	<0.0011	0.0012 J	<0.0011	<0.0011	<0.0011	<0.0011
	Lead	<0.00017	0.0054	<0.00017	0.00019 J	<0.00017	<0.00017	<0.00017	0.00017 J
	Nickel	0.0012	0.00092 J	<0.00052	<0.00052	<0.00052	0.00076 J	<0.00052	<0.00052
	Selenium	<0.00074	<0.00074	<0.00074	<0.00074	<0.00074	<0.00074	<0.00074	<0.00074
	Silver	<0.00022	<0.00022	<0.00022	<0.00022	<0.00022	<0.00022	<0.00022	<0.00022
	Thallium	<0.00047	<0.00047	<0.00047	<0.00047	<0.00047	<0.00047	<0.00047	<0.00047
	Vanadium	<0.00078	0.0010	<0.00078	<0.00078	<0.00078	<0.00078	0.0011	0.0013
Zinc	<0.0029	0.0055	<0.0029	<0.0029	<0.0029	<0.0029	<0.0029	<0.0029	

Notes:

1. Results for substances are reported in milligrams per liter (mg/L). pH results are reported in Standard Units.
2. < indicates the substance was not detected above the relevant laboratory method detection limit (MDL).
3. J indicates the substance was detected at such low levels that the precision of the laboratory instruments could not produce a reliable value.
Therefore, the value displayed (value J) is qualified by the laboratory as an estimated number.
4. TDS indicates total dissolved solids.
5. Appendix III = indicator parameters evaluated during Detection Monitoring.
6. Parameters required by Permit are Appendix I parameters included to meet EPD Rule 391-3-4-.14 requirements.
7. Proposed name changes as described in 2022 permit submittal for GWC-4A, GWC-5, GWC-15, and GWA-16 are GWA-4A, GWA-5, GWA-15, and GWA-16, respectively.

Table 5A
Summary of Groundwater Analytical Data - February 2022
Plant McIntosh Landfill No. 4
Effingham County, Georgia

Parameter		Sample ID							
		GWC-12	GWA-13	GWA-14	GWA-15	GWA-16	GWC-17	GWC-18	GWC-19
		2/23/2022	2/22/2022	2/22/2022	2/22/2022	2/22/2022	2/22/2022	2/23/2022	2/23/2022
APPENDIX III	Boron	<0.060	<0.060	<0.060	<0.060	<0.060	<0.060	<0.060	<0.060
	Calcium	0.64	0.35 J	0.52	0.92	0.43 J	2.0	9.1	6.3
	Chloride	4.1	3.8	4.0	3.7	3.7	4.5	5.0	5.8
	Fluoride	0.043 J	<0.026	<0.026	<0.026	<0.026	0.062 J	0.66	0.11
	pH	5.10	4.91	5.20	5.15	4.98	5.29	6.20	5.63
	Sulfate	1.1	<0.76	<0.76	<0.76	<0.76	<0.76	4.5	3.1
	TDS	16	17	16	22	17	27	54	41
Required by Permit	Antimony	<0.00051	<0.00051	<0.00051	<0.00051	<0.00051	<0.00051	<0.00051	<0.00051
	Arsenic	<0.00028	<0.00028	<0.00028	<0.00028	<0.00028	<0.00028	0.00098 J	0.00028 J
	Barium	0.010	0.019	0.014	0.026	0.026	0.019	0.012	0.010
	Beryllium	<0.00027	<0.00027	<0.00027	<0.00027	<0.00027	0.00078 J	<0.00027	0.00031 J
	Cadmium	<0.00022	<0.00022	<0.00022	<0.00022	<0.00022	0.00064 J	<0.00022	<0.00022
	Chromium	0.0016 J	<0.0015	<0.0015	<0.0015	0.0015 J	0.0030	0.0025	0.0016 J
	Cobalt	0.00049 J	0.00052 J	0.00042 J	0.00051 J	0.00048 J	<0.00026	<0.00026	<0.00026
	Copper	<0.0011	<0.0011	<0.0011	<0.0011	<0.0011	<0.0011	<0.0011	<0.0011
	Lead	<0.00017	<0.00017	<0.00017	<0.00017	<0.00017	<0.00017	0.00026 J	<0.00017
	Nickel	0.0011	<0.00052	<0.00052	0.00061 J	<0.00052	0.0017	0.0010	0.0011
	Selenium	<0.00074	<0.00074	<0.00074	<0.00074	<0.00074	<0.00074	<0.00074	<0.00074
	Silver	<0.00022	<0.00022	<0.00022	<0.00022	<0.00022	<0.00022	<0.00022	<0.00022
	Thallium	<0.00047	<0.00047	<0.00047	<0.00047	<0.00047	<0.00047	<0.00047	<0.00047
Vanadium	<0.00078	<0.00078	<0.00078	<0.00078	<0.00078	<0.00078	0.0025	0.00088 J	
Zinc	<0.0029	<0.0029	0.0054	0.0057	0.0076	0.0046 J	<0.0029	<0.0029	

Notes:

1. Results for substances are reported in milligrams per liter (mg/L). pH results are reported in Standard Units.
2. < indicates the substance was not detected above the relevant laboratory method detection limit (MDL).
3. J indicates the substance was detected at such low levels that the precision of the laboratory instruments could not produce a reliable value.
Therefore, the value displayed (value J) is qualified by the laboratory as an estimated number.
4. TDS indicates total dissolved solids.
5. Appendix III = indicator parameters evaluated during Detection Monitoring.
6. Parameters required by Permit are Appendix I parameters included to meet EPD Rule 391-3-4-.14 requirements.
7. Proposed name changes as described in 2022 permit submittal for GWC-4A, GWC-5, GWC-15, and GWA-16 are GWA-4A, GWA-5, GWA-15, and GWA-16, respectively.

Table 5A
Summary of Groundwater Analytical Data - February 2022
Plant McIntosh Landfill No. 4
Effingham County, Georgia

Parameter		Sample ID		
		GWC-20	GWC-21	GWC-23
		2/22/2022	2/23/2022	2/23/2022
APPENDIX III	Boron	<0.060	<0.060	<0.060
	Calcium	1.3	1.1	0.92
	Chloride	7.7	7.3	5.2
	Fluoride	0.033 J	0.037 J	0.030 J
	pH	5.02	4.87	5.11
	Sulfate	1.4	1.0	2.4
	TDS	33	26	23
Required by Permit	Antimony	<0.00051	<0.00051	<0.00051
	Arsenic	<0.00028	<0.00028	<0.00028
	Barium	0.018	0.020	0.024
	Beryllium	<0.00027	<0.00027	<0.00027
	Cadmium	<0.00022	<0.00022	<0.00022
	Chromium	<0.0015	<0.0015	0.0028
	Cobalt	0.00090 J	0.00079 J	0.0026
	Copper	<0.0011	<0.0011	<0.0011
	Lead	<0.00017	<0.00017	<0.00017
	Nickel	0.00092 J	0.00071 J	0.0013
	Selenium	<0.00074	<0.00074	<0.00074
	Silver	<0.00022	<0.00022	<0.00022
	Thallium	<0.00047	<0.00047	<0.00047
	Vanadium	<0.00078	<0.00078	<0.00078
Zinc	0.0034 J	0.0040 J	0.017	

Notes:

1. Results for substances are reported in milligrams per liter (mg/L). pH results are reported in Standard Units.
2. < indicates the substance was not detected above the relevant laboratory method detection limit (MDL).
3. J indicates the substance was detected at such low levels that the precision of the laboratory instruments could not produce a reliable value.
Therefore, the value displayed (value J) is qualified by the laboratory as an estimated number.
4. TDS indicates total dissolved solids.
5. Appendix III = indicator parameters evaluated during Detection Monitoring.
6. Parameters required by Permit are Appendix I parameters included to meet EPD Rule 391-3-4-.14 requirements.
7. Proposed name changes as described in 2022 permit submittal for GWC-4A, GWC-5, GWC-15, and GWA-16 are GWA-4A, GWA-5, GWA-15, and GWA-16, respectively.

Table 5B
Summary of Groundwater Analytical Data - August 2022
Plant McIntosh Landfill No. 4
Effingham County, Georgia

Parameter		Sample ID							
		GWC-1	GWA-2	GWA-3	GWA-4A	GWA-5	GWC-9	GWC-10	GWC-11
		8/3/2022	8/2/2022	8/2/2022	8/3/2022	8/2/2022	8/3/2022	8/3/2022	8/2/2022
APPENDIX III	Boron	0.064 J	<0.060	<0.060	<0.060	<0.060	<0.060	<0.060	<0.060
	Calcium	2.6	0.51	0.70	1.1	2.5	2.8	21	9.6
	Chloride	5.5	4.7	3.5	3.4	4.0	8.6	6.4	4.6
	Fluoride	<0.040	<0.040	<0.040	<0.040	<0.040	0.059 J	0.098 J	0.28
	pH	4.83	4.57	4.75	4.79	5.23	5.29	6.34	6.40
	Sulfate	0.45 J	<0.40	0.40 J	2.0	<0.40	<0.40	1.6	2.7
	TDS	33	12	11	20	11	42	130	35
Required by Permit	Antimony	0.00057 J	<0.00051	<0.00051	<0.00051	<0.00051	<0.00051	<0.00051	<0.00051
	Arsenic	<0.00028	<0.00028	<0.00028	<0.00028	<0.00028	<0.00028	0.00052 J	0.0013
	Barium	0.029	0.032	0.012	0.032	0.043	0.030	0.017	0.011
	Beryllium	<0.00020	<0.00020	<0.00020	<0.00020	<0.00020	<0.00020	<0.00020	<0.00020
	Cadmium	0.00010 J	<0.000078	<0.000078	<0.000078	<0.000078	0.00011 J	<0.000078	<0.000078
	Chromium	0.0015 J	0.0015 J	<0.0015	<0.0015	<0.0015	<0.0015	0.0031	0.0046
	Cobalt	0.00034 J	0.0013 J	0.00031 J	0.0017 J	0.00085 J	0.00034 J	<0.00022	<0.00022
	Copper	<0.0011	<0.0011	<0.0011	<0.0011	<0.0011	<0.0011	<0.0011	<0.0011
	Lead	<0.00017	0.00043 J	0.015	0.0037	<0.00017	<0.00017	<0.00017	<0.00017
	Nickel	0.0013	0.00086 J	0.00054 J	0.00078 J	<0.00052	0.0015	<0.00052	<0.00052
	Selenium	<0.0012	<0.0012	<0.0012	<0.0012	<0.0012	<0.0012	<0.0012	<0.0012
	Silver	<0.00039	<0.00039	<0.00039	<0.00039	<0.00039	<0.00039	<0.00039	<0.00039
	Thallium	<0.00026	<0.00026	<0.00026	<0.00026	<0.00026	<0.00026	<0.00026	<0.00026
	Vanadium	<0.00078	<0.00078	<0.00078	0.00097 J	<0.00078	0.0016	0.0020	0.0014
Zinc	0.0073	0.0074	0.033	0.012	0.0051	0.0050	0.0046 J	0.0052	

Notes:

1. Results for substances are reported in milligrams per liter (mg/L). pH results are reported in Standard Units.
2. < indicates the substance was not detected above the relevant laboratory method detection limit (MDL).
3. J indicates the substance was detected at such low levels that the precision of the laboratory instruments could not produce a reliable value.
Therefore, the value displayed (value J) is qualified by the laboratory as an estimated number.
4. TDS indicates total dissolved solids.
5. Appendix III = indicator parameters evaluated during Detection Monitoring.
6. Parameters required by Permit are Appendix I parameters included to meet EPD Rule 391-3-4-.14 requirements.
7. Proposed name changes as described in 2022 permit submittal for GWC-4A, GWC-5, GWC-15, and GWA-16 are GWA-4A, GWA-5, GWA-15, and GWA-16, respectively.

Table 5B
Summary of Groundwater Analytical Data - August 2022
Plant McIntosh Landfill No. 4
Effingham County, Georgia

Parameter		Sample ID							
		GWC-12	GWA-13	GWA-14	GWA-15	GWA-16	GWC-17	GWC-18	GWC-19
		8/3/2022	8/2/2022	8/2/2022	8/2/2022	8/2/2022	8/2/2022	8/2/2022	8/3/2022
APPENDIX III	Boron	<0.060	<0.060	<0.060	<0.060	<0.060	<0.060	<0.060	<0.060
	Calcium	0.82	0.36 J	0.70	0.42 J	0.44 J	2.0	11	6.5
	Chloride	3.9	3.7	4.3	3.7	3.9	4.7	4.6	5.9
	Fluoride	<0.040	<0.040	<0.040	<0.040	<0.040	0.12	0.54	0.096 J
	pH	4.98	4.86	5.05	4.90	4.93	5.18	6.41	5.62
	Sulfate	<0.40	<0.40	<0.40	<0.40	<0.40	<0.40	1.8	1.7
	TDS	25	<10	13	11	<10	15	39	50
Required by Permit	Antimony	<0.00051	<0.00051	<0.00051	<0.00051	<0.00051	<0.00051	<0.00051	<0.00051
	Arsenic	<0.00028	<0.00028	<0.00028	<0.00028	<0.00028	<0.00028	0.00090 J	<0.00028
	Barium	0.011	0.016	0.014	0.023	0.029	0.017	0.013	0.011
	Beryllium	0.00027 J	<0.00020	<0.00020	<0.00020	<0.00020	0.00057 J	<0.00020	<0.00020
	Cadmium	<0.000078	<0.000078	<0.000078	<0.000078	<0.000078	0.00057 J	<0.000078	0.00016 J
	Chromium	0.0019 J	<0.0015	<0.0015	<0.0015	<0.0015	0.0033	0.0025	0.0017 J
	Cobalt	0.00068 J	0.00044 J	0.00038 J	0.00042 J	0.00049 J	<0.00022	<0.00022	<0.00022
	Copper	<0.0011	<0.0011	<0.0011	<0.0011	<0.0011	<0.0011	<0.0011	<0.0011
	Lead	<0.00017	<0.00017	<0.00017	<0.00017	<0.00017	<0.00017	0.00029 J	<0.00017
	Nickel	0.0064	<0.00052	<0.00052	<0.00052	<0.00052	0.0019	0.00086 J	0.0051
	Selenium	<0.0012	<0.0012	<0.0012	<0.0012	<0.0012	<0.0012	<0.0012	<0.0012
	Silver	<0.00039	<0.00039	<0.00039	<0.00039	<0.00039	<0.00039	<0.00039	<0.00039
	Thallium	<0.00026	<0.00026	<0.00026	<0.00026	<0.00026	<0.00026	<0.00026	<0.00026
	Vanadium	0.0016	<0.00078	<0.00078	<0.00078	<0.00078	<0.00078	0.0028	0.0022
Zinc	0.0071	<0.0029	0.0042 J	0.0039 J	0.0032 J	0.0074	0.0058	0.0057	

Notes:

1. Results for substances are reported in milligrams per liter (mg/L). pH results are reported in Standard Units.
2. < indicates the substance was not detected above the relevant laboratory method detection limit (MDL).
3. J indicates the substance was detected at such low levels that the precision of the laboratory instruments could not produce a reliable value.
Therefore, the value displayed (value J) is qualified by the laboratory as an estimated number.
4. TDS indicates total dissolved solids.
5. Appendix III = indicator parameters evaluated during Detection Monitoring.
6. Parameters required by Permit are Appendix I parameters included to meet EPD Rule 391-3-4-.14 requirements.
7. Proposed name changes as described in 2022 permit submittal for GWC-4A, GWC-5, GWC-15, and GWA-16 are GWA-4A, GWA-5, GWA-15, and GWA-16, respectively.

Table 5B
Summary of Groundwater Analytical Data - August 2022
Plant McIntosh Landfill No. 4
Effingham County, Georgia

Parameter		Sample ID		
		GWC-20	GWC-21	GWC-23
		8/3/2022	8/4/2022	8/4/2022
APPENDIX III	Boron	<0.060	<0.060	<0.060
	Calcium	1.4	1.1	0.51
	Chloride	7.3	6.7	5.5
	Fluoride	0.052 J	<0.040	<0.040
	pH	4.98	4.83	5.12
	Sulfate	<0.40	<0.40	1.8
	TDS	35	26	33
Required by Permit	Antimony	<0.00051	<0.00051	<0.00051
	Arsenic	<0.00028	<0.00028	0.00053 J
	Barium	0.018	0.022	0.017
	Beryllium	0.00031 J	<0.00020	<0.00020
	Cadmium	0.00016 J	0.00014 J	<0.000078
	Chromium	<0.0015	<0.0015	0.0029
	Cobalt	0.00091 J	0.00083 J	0.0016 J
	Copper	<0.0011	<0.0011	<0.0011
	Lead	<0.00017	<0.00017	0.00034 J
	Nickel	0.0010	0.00065 J	0.0016
	Selenium	<0.0012	<0.0012	<0.0012
	Silver	<0.00039	<0.00039	<0.00039
	Thallium	<0.00026	<0.00026	<0.00026
	Vanadium	0.0017	0.0019	0.00095 J
Zinc	0.0042 J	0.016	0.016	

Notes:

1. Results for substances are reported in milligrams per liter (mg/L). pH results are reported in Standard Units.
2. < indicates the substance was not detected above the relevant laboratory method detection limit (MDL).
3. J indicates the substance was detected at such low levels that the precision of the laboratory instruments could not produce a reliable value.
Therefore, the value displayed (value J) is qualified by the laboratory as an estimated number.
4. TDS indicates total dissolved solids.
5. Appendix III = indicator parameters evaluated during Detection Monitoring.
6. Parameters required by Permit are Appendix I parameters included to meet EPD Rule 391-3-4-.14 requirements.
7. Proposed name changes as described in 2022 permit submittal for GWC-4A, GWC-5, GWC-15, and GWA-16 are GWA-4A, GWA-5, GWA-15, and GWA-16, respectively.

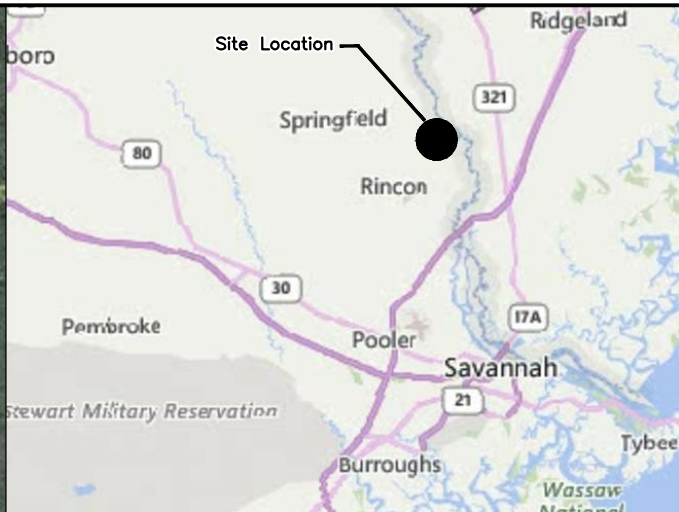
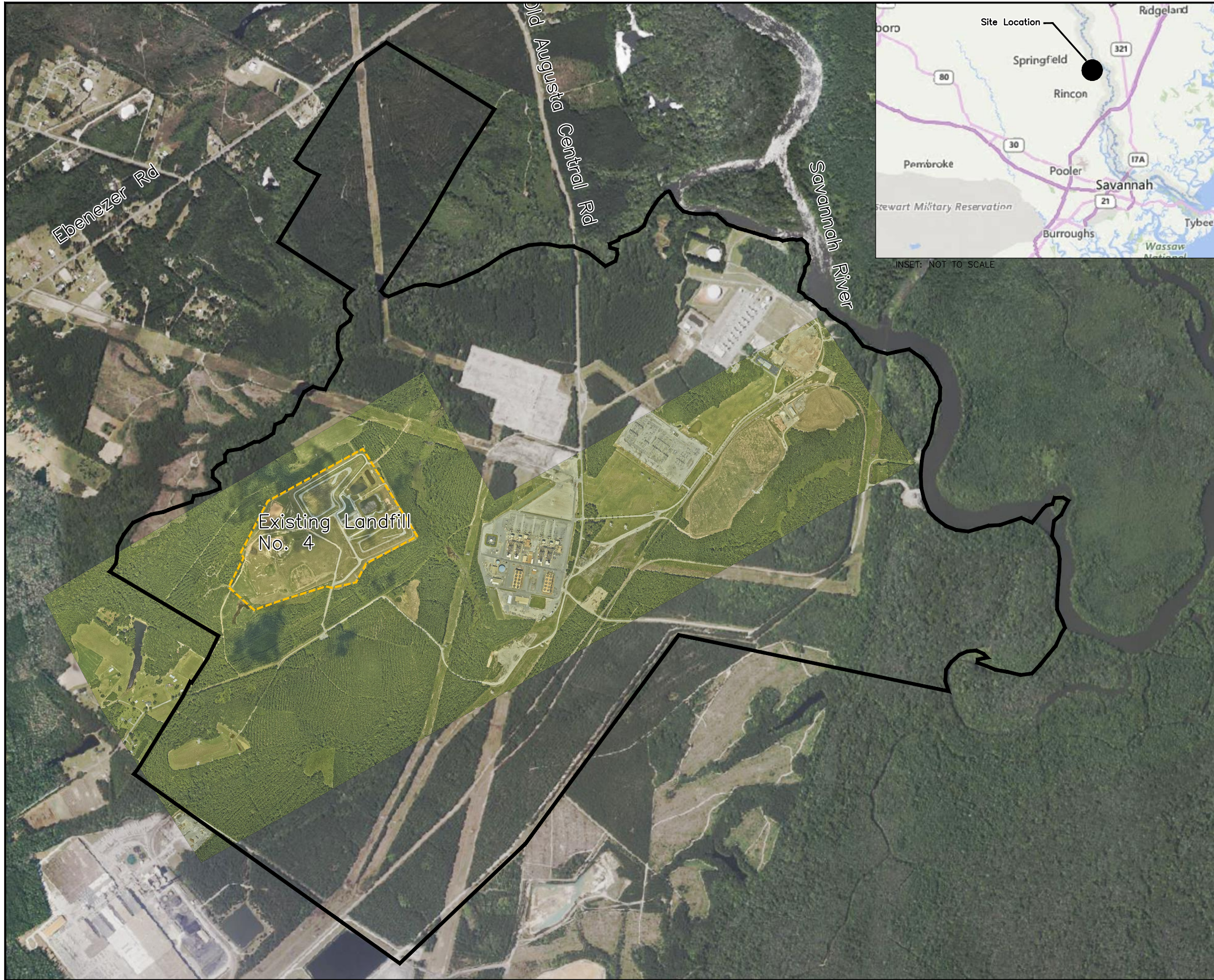
Table 6
Statistical Method Summary
Plant McIntosh Landfill No. 4
Effingham County, Georgia

Plant McIntosh Existing Landfill No. 4 Statistical Method Summary		
Monitoring Well Network	Upgradient Wells	GWA-2, GWA-3, GWA-4A, GWA-5, GWA-13, GWA-14, GWA-15, GWA-16, GWC-17, and GWC-18
	Downgradient Wells	GWC-1, GWC-9, GWC-10, GWC-11, GWC-12, GWC-19, GWC-20, GWC-21, and GWC-23
CCR Monitoring Parameters	Appendix III (Detection Monitoring)	Boron, Calcium, Chloride, Fluoride, pH, Sulfate, and TDS
	Appendix IV (Assessment Monitoring)	Antimony, Arsenic, Barium, Beryllium, Cadmium, Chromium, Cobalt, Combined Radium 226 + 228, Fluoride, Lead, Lithium, Mercury, Molybdenum, Selenium, and Thallium
Georgia EPD Permit Metals	Detection Monitoring	Antimony, Arsenic, Barium, Beryllium, Cadmium, Chromium, Cobalt, Copper, Lead, Nickel, Selenium, Silver, Thallium, Vanadium, and Zinc
Statistical Methodology	Data Screening Proposed Background	Evaluate outliers, trends, and seasonality when sufficient data are available
	Statistical Limits	Interwell (boron, calcium, chloride, fluoride, pH, and TDS) or intrawell (sulfate and EPD Permit Metals) statistical limits are on constituent specific basis, depending on the appropriateness of the method as determined by the Analysis of Variance. Intrawell exceedances are further evaluated by interwell analysis per the two-step statistical method.

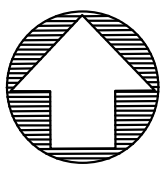

Notes:

1. Well identification as described in 2022 permit submittal.
2. Wells GWC-17 and GWC-18 were approved by GA EPD for use in the background monitoring pool until Cell 2B is constructed and waste is placed.

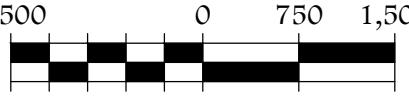
FIGURES



INSET: NOT TO SCALE






ATLANTIC COAST CONSULTING, INC.




SCALE (IN FEET)

LEGEND:

EXISTING	DESCRIPTION
	APPROXIMATE PROPERTY BOUNDARY
	LANDFILL No. 4

NOTES:
 1. AERIAL DATED 8/25/2022 FROM SAM, LLC.
 ADDITIONAL PHOTOGRAPHY DATED 2022 FROM MICROSOFT CORPORATION, MAXAR, CNES, DISTRIBUTION AIRBUS DS.

PROJECT

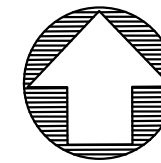


GEORGIA POWER COMPANY
 PLANT McINTOSH LANDFILL No. 4

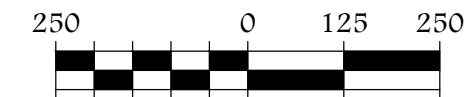
2022 ANNUAL GROUNDWATER MONITORING AND
 CORRECTIVE ACTION REPORT

SITE LOCATION MAP

PROJECT NO. I054-117		October 2022
<u>DRAWN BY:</u>	MM	<u>FIGURE:</u> 1
<u>CHECKED BY:</u>	CA	



ATLANTIC COAST
CONSULTING, INC.



SCALE (IN FEET)

LEGEND:

EXISTING	DESCRIPTION
	APPROXIMATE LANDFILL BOUNDARY
	APPROXIMATE CELL BOUNDARY
	GWC-1 DETECTION WELL
	PZ-22 PIEZOMETER

NOTES:

1. WELL IDENTIFICATIONS SHOWN ARE AS LISTED IN THE 2022 PERMIT APPLICATION.
2. MONITORING WELLS GWC-17 AND GWC-18 WERE APPROVED BY GEORGIA EPD FOR USE IN THE BACKGROUND MONITORING POOL UNTIL SUCH TIME THAT CELL 2B IS CONSTRUCTED AND WASTE IS PLACED.
3. AERIAL DATED 8/25/2022 FROM SAM, LLC. ADDITIONAL PHOTOGRAPHY DATED 2022 FROM MICROSOFT CORPORATION, MAXAR, CNES, DISTRIBUTION AIRBUS DS.

PROJECT



GEORGIA POWER COMPANY
PLANT MCINTOSH LANDFILL NO. 4

2022 ANNUAL GROUNDWATER MONITORING AND
CORRECTIVE ACTION REPORT

WELL LOCATION MAP

PROJECT NO. I054-117

October 2022

DRAWN BY: MM


FIGURE:

CHECKED BY: CA

2

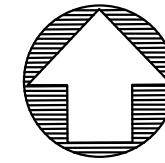


Summary of Groundwater Elevations
Plant McIntosh Landfill No. 4
February 2022 Sampling Event

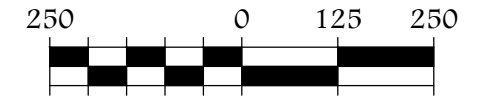


Monitoring Well ID	Total Depth (ft BTOC)	Top of Casing (ft NAVD)	Depth to Water (ft BTOC)	Groundwater Elevation (ft NAVD)
GWC-1	28.29	46.85	15.55	31.30
GWA-2	28.47	53.43	17.44	35.99
GWA-3	38.31	57.75	22.52	35.23
GWA-4A	39.00	65.00	26.41	38.59
GWA-5	41.71	62.09	25.17	36.92
GWC-9	38.05	53.38	29.56	23.82
GWC-10	33.16	49.39	24.97	24.42
GWC-11	43.22	57.74	33.42	24.32
GWC-12	41.10	57.05	27.63	29.42
GWA-13	40.11	60.93	25.53	35.40
GWA-14	49.90	61.59	26.48	35.11
GWA-15	40.30	56.86	23.00	33.86
GWA-16	40.27	54.67	24.92	29.75
GWC-17	40.05	54.29	27.73	26.56
GWC-18	42.20	59.74	35.96	23.78
GWC-19	36.95	53.59	29.95	23.64
GWC-20	30.13	47.36	23.35	24.01
GWC-21	27.16	45.22	21.42	23.80
PZ-22	31.65	51.17	28.16	23.01
GWC-23	33.70	52.43	29.91	22.52

Notes: Depths to water measured within a 24-hour period on February 21, 2022.
ft NAVD = feet North American Vertical Datum of 1988
ft BTOC = feet below top of casing



ATLANTIC COAST CONSULTING, INC.

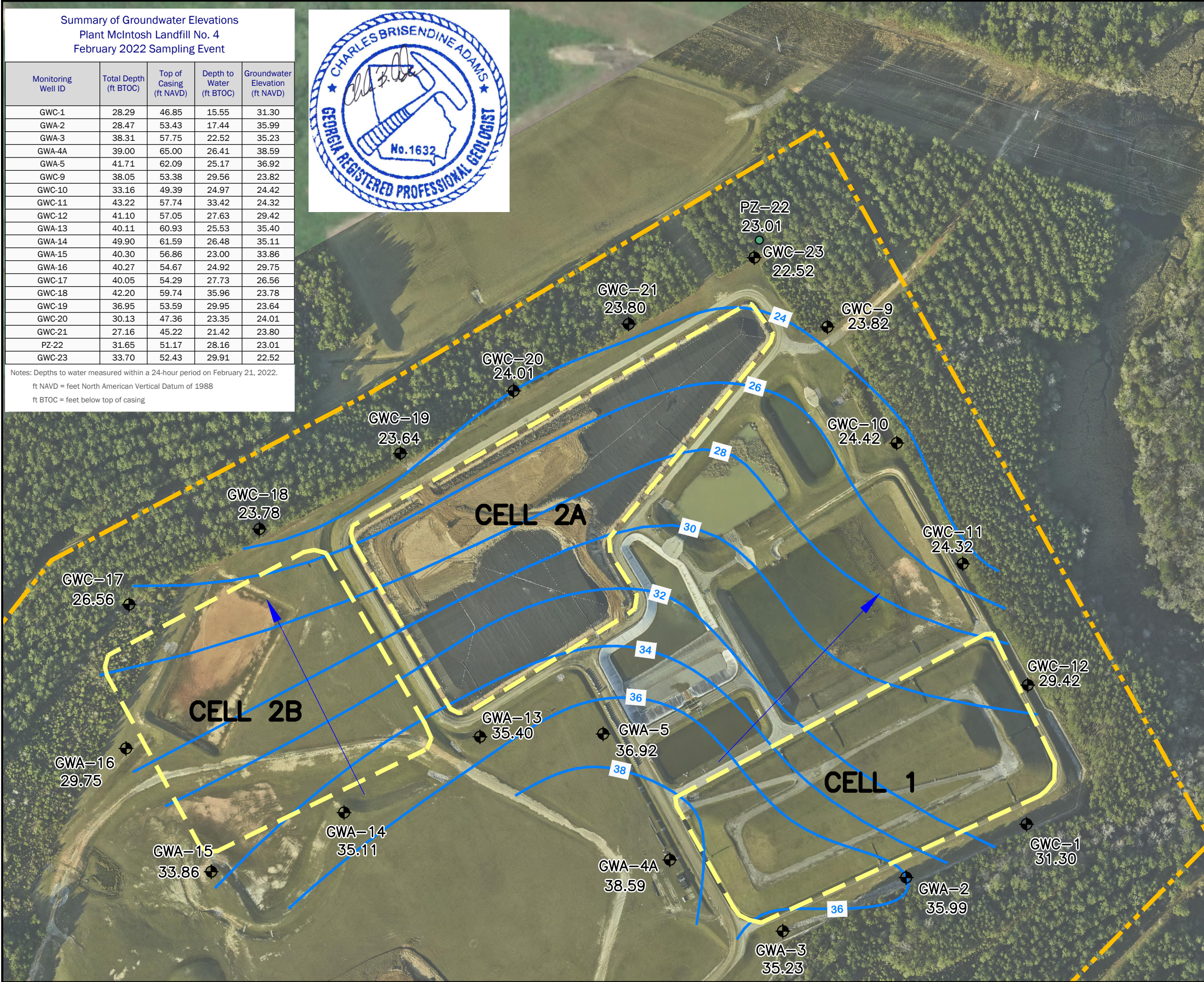


SCALE (IN FEET)

LEGEND:

EXISTING	DESCRIPTION
	APPROXIMATE LANDFILL BOUNDARY
	APPROXIMATE CELL BOUNDARY
	DETECTION WELL GROUNDWATER ELEVATION
	PIEZOMETER GROUNDWATER ELEVATION
	GROUNDWATER ELEVATION CONTOUR
	GROUNDWATER FLOW DIRECTION

- NOTES:
1. WELL ID'S ARE CHANGED AS LISTED IN THE 2022 PERMIT APPLICATION.
 2. MONITORING WELLS GWC-17 AND GWC-18 WERE APPROVED BY GEORGIA EPD FOR USE IN THE BACKGROUND MONITORING POOL UNTIL SUCH TIME THAT CELL 2B IS CONSTRUCTED AND WASTE IS PLACED.
 3. AERIAL DATED 2/15/2022 FROM SAM, LLC.



PROJECT



GEORGIA POWER COMPANY
PLANT MCINTOSH LANDFILL NO. 4
2022 ANNUAL GROUNDWATER MONITORING AND
CORRECTIVE ACTION REPORT

POTENTIOMETRIC CONTOUR MAP
FEBRUARY 2022

PROJECT NO. I054-117

March 2022

DRAWN BY: RW

FIGURE:

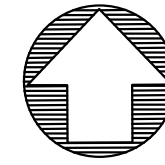
CHECKED BY: MM

3A

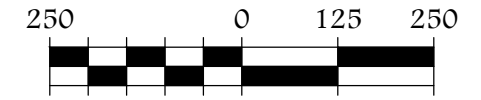
Summary of Groundwater Elevations
Plant McIntosh Landfill No. 4
August 2022 Sampling Event

Monitoring Well ID	Total Depth (ft BTOC)	Top of Casing (ft NAVD)	Depth to Water (ft BTOC)	Groundwater Elevation (ft NAVD)
GWC-1	28.29	46.85	15.67	31.18
GWA-2	28.47	53.43	17.52	35.91
GWA-3	38.31	57.75	25.80	31.95
GWA-4A	39.00	65.00	26.93	38.07
GWA-5	41.71	62.09	25.65	36.44
GWC-9	38.05	53.38	29.86	23.52
GWC-10	33.16	49.39	25.30	24.09
GWC-11	43.22	57.74	33.81	23.93
GWC-12	41.10	57.05	27.99	29.06
GWA-13	40.11	60.93	26.07	34.86
GWA-14	49.90	61.59	27.11	34.48
GWA-15	40.30	56.86	23.51	33.35
GWA-16	40.27	54.67	25.29	29.38
GWC-17	40.05	54.29	28.05	26.24
GWC-18	42.20	59.74	36.12	23.62
GWC-19	36.95	53.59	30.09	23.50
GWC-20	30.13	47.36	23.50	23.86
GWC-21	27.16	45.22	21.85	23.37
PZ-22	31.65	51.17	28.41	22.76
GWC-23	33.70	52.43	29.42	23.01

Notes: Depths to water measured within a 24-hour period on August 1, 2022.
ft NAVD = feet North American Vertical Datum of 1988
ft BTOC = feet below top of casing



ATLANTIC COAST CONSULTING, INC.



SCALE (IN FEET)

LEGEND:

EXISTING	DESCRIPTION
	APPROXIMATE LANDFILL BOUNDARY
	APPROXIMATE CELL BOUNDARY
	DETECTION WELL GROUNDWATER ELEVATION
	PIEZOMETER GROUNDWATER ELEVATION
	GROUNDWATER ELEVATION CONTOUR
	GROUNDWATER FLOW DIRECTION

NOTES:

1. WELL IDENTIFICATIONS SHOWN ARE AS LISTED IN THE 2022 PERMIT APPLICATION.
2. MONITORING WELLS GWC-17 AND GWC-18 WERE APPROVED BY GEORGIA EPD FOR USE IN THE BACKGROUND MONITORING POOL UNTIL SUCH TIME THAT CELL 2B IS CONSTRUCTED AND WASTE IS PLACED.
3. AERIAL DATED 8/25/2022 FROM SAM, LLC. ADDITIONAL PHOTOGRAPHY DATED 2022 FROM MICROSOFT CORPORATION, MAXAR, CNES, DISTRIBUTION AIRBUS DS.

PROJECT



GEORGIA POWER COMPANY
PLANT MCINTOSH LANDFILL NO. 4

2022 ANNUAL GROUNDWATER MONITORING AND
CORRECTIVE ACTION REPORT

POTENTIOMETRIC CONTOUR MAP
AUGUST 2022

PROJECT NO. I054-117

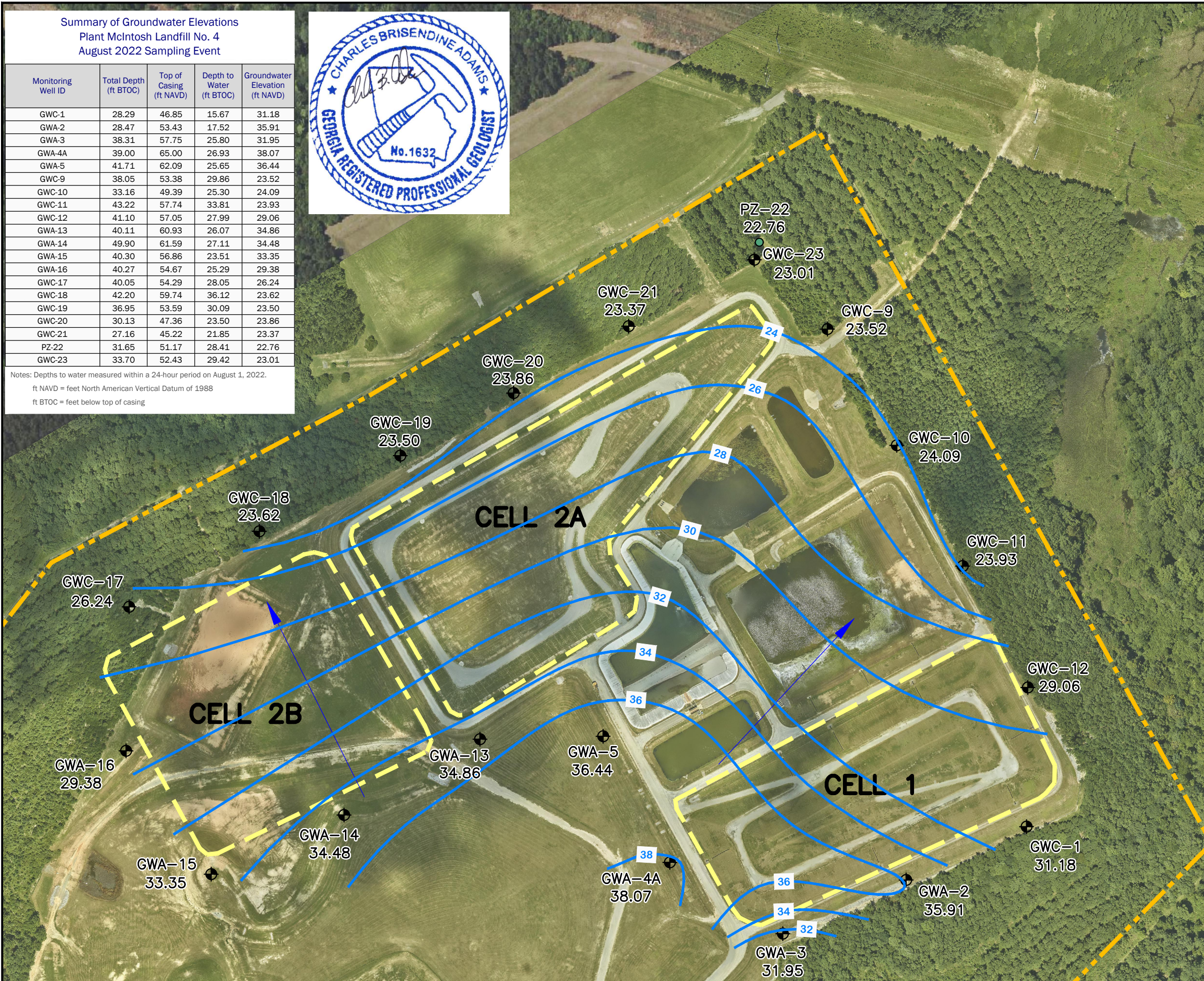
October 2022

DRAWN BY: RW

FIGURE:

CHECKED BY: MM

3B



APPENDICES

APPENDIX A
LABORATORY ANALYTICAL AND FIELD SAMPLING
REPORTS

APPENDIX A

Laboratory Analytical and Field Sampling Reports February 2022 Monitoring Event

ANALYTICAL REPORT

Eurofins Pittsburgh
301 Alpha Drive
RIDC Park
Pittsburgh, PA 15238
Tel: (412)963-7058

Laboratory Job ID: 180-134224-1

Client Project/Site: Plant McIntosh Landfill #4

For:

Southern Company
241 Ralph McGill Blvd SE
B10185
Atlanta, Georgia 30308

Attn: Kristen N Jurinko



Authorized for release by:
3/9/2022 8:16:57 PM

Shali Brown, Project Manager II
(615)301-5031
Shali.Brown@Eurofinset.com

LINKS

Review your project
results through
TotalAccess

Have a Question?



Visit us at:

www.eurofinsus.com/Env

This report has been electronically signed and authorized by the signatory. Electronic signature is intended to be the legally binding equivalent of a traditionally handwritten signature.

Results relate only to the items tested and the sample(s) as received by the laboratory.

PA Lab ID: 02-00416



Table of Contents

Cover Page	1
Table of Contents	2
Case Narrative	3
Definitions/Glossary	4
Certification Summary	5
Sample Summary	6
Method Summary	7
Lab Chronicle	8
Client Sample Results	17
QC Sample Results	42
QC Association Summary	49
Chain of Custody	53
Receipt Checklists	57

Case Narrative

Client: Southern Company
Project/Site: Plant McIntosh Landfill #4

Job ID: 180-134224-1

Job ID: 180-134224-1

Laboratory: Eurofins Pittsburgh

Narrative

Job Narrative 180-134224-1

Receipt

The samples were received on 2/24/2022 12:30 PM and 2/26/2022 10:00 AM. Unless otherwise noted below, the samples arrived in good condition, and, where required, properly preserved and on ice. The temperatures of the 3 coolers at receipt time were 3.4°C, 4.0°C and 4.5°C

HPLC/IC

Method 300_ORGFM_28D: The matrix spike / matrix spike duplicate (MS/MSD) recoveries for analytical batch 180-390373 were outside control limits. Sample matrix interference and/or non-homogeneity are suspected because the associated laboratory control sample (LCS) recovery was within acceptance limits.

No additional analytical or quality issues were noted, other than those described above or in the Definitions/ Glossary page.

Metals

Method 6020B: The continuing calibration blank (CCB) associated with batch 180-390197 recovered above the upper control limit for zinc. The samples associated with this CCB were less than the RL for the affected analytes; therefore, the data have been reported. The associated samples are impacted: GWC-1 (180-134312-1), GWC-4A (180-134312-2), GWC-9 (180-134312-3), GWC-10 (180-134312-4), GWC-11 (180-134312-5), GWC-12 (180-134312-6), GWC-18 (180-134312-7), GWC-19 (180-134312-8), GWC-21 (180-134312-9), DUP-2 (180-134312-11), FB-2 (180-134312-12), EB-2 (180-134312-13), (CCB 180-390197/11), (CCB 180-390197/31), (CCB 180-390197/42), (LCS 180-389898/2-A), (MB 180-389898/1-A), (180-134312-B-1-B MS), (180-134312-B-1-C MSD), (180-134312-B-1-A PDS) and (180-134312-B-1-A SD ^5).

Method 6020B: The continuing calibration blank (CCB) associated with batch 180-390197 recovered above the upper control limit for zinc. The samples associated with this CCB were less than the RL for the affected analytes; therefore, the data have been reported. The associated samples are impacted: GWA-3 (180-134224-2), GWA-13 (180-134224-3), GWC-17 (180-134224-7), GWC-20 (180-134224-8), FB-1 (180-134224-10), EB-1 (180-134224-11), GWC-5 (180-134224-12), (CCB 180-390197/46), (CCB 180-390197/57), (CCB 180-390197/68), (LCS 180-389897/2-A) and (MB 180-389897/1-A).

No additional analytical or quality issues were noted, other than those described above or in the Definitions/ Glossary page.

General Chemistry

No additional analytical or quality issues were noted, other than those described above or in the Definitions/ Glossary page.

Field Service / Mobile Lab

No additional analytical or quality issues were noted, other than those described above or in the Definitions/ Glossary page.

Definitions/Glossary

Client: Southern Company
Project/Site: Plant McIntosh Landfill #4

Job ID: 180-134224-1

Qualifiers

HPLC/IC

Qualifier	Qualifier Description
F1	MS and/or MSD recovery exceeds control limits.
J	Result is less than the RL but greater than or equal to the MDL and the concentration is an approximate value.

Metals

Qualifier	Qualifier Description
^2	Calibration Blank (ICB and/or CCB) is outside acceptance limits.
J	Result is less than the RL but greater than or equal to the MDL and the concentration is an approximate value.

Glossary

Abbreviation	These commonly used abbreviations may or may not be present in this report.
▫	Listed under the "D" column to designate that the result is reported on a dry weight basis
%R	Percent Recovery
CFL	Contains Free Liquid
CFU	Colony Forming Unit
CNF	Contains No Free Liquid
DER	Duplicate Error Ratio (normalized absolute difference)
Dil Fac	Dilution Factor
DL	Detection Limit (DoD/DOE)
DL, RA, RE, IN	Indicates a Dilution, Re-analysis, Re-extraction, or additional Initial metals/anion analysis of the sample
DLC	Decision Level Concentration (Radiochemistry)
EDL	Estimated Detection Limit (Dioxin)
LOD	Limit of Detection (DoD/DOE)
LOQ	Limit of Quantitation (DoD/DOE)
MCL	EPA recommended "Maximum Contaminant Level"
MDA	Minimum Detectable Activity (Radiochemistry)
MDC	Minimum Detectable Concentration (Radiochemistry)
MDL	Method Detection Limit
ML	Minimum Level (Dioxin)
MPN	Most Probable Number
MQL	Method Quantitation Limit
NC	Not Calculated
ND	Not Detected at the reporting limit (or MDL or EDL if shown)
NEG	Negative / Absent
POS	Positive / Present
PQL	Practical Quantitation Limit
PRES	Presumptive
QC	Quality Control
RER	Relative Error Ratio (Radiochemistry)
RL	Reporting Limit or Requested Limit (Radiochemistry)
RPD	Relative Percent Difference, a measure of the relative difference between two points
TEF	Toxicity Equivalent Factor (Dioxin)
TEQ	Toxicity Equivalent Quotient (Dioxin)
TNTC	Too Numerous To Count

Accreditation/Certification Summary

Client: Southern Company
 Project/Site: Plant McIntosh Landfill #4

Job ID: 180-134224-1

Laboratory: Eurofins Pittsburgh

All accreditations/certifications held by this laboratory are listed. Not all accreditations/certifications are applicable to this report.

Authority	Program	Identification Number	Expiration Date
Arkansas DEQ	State	19-033-0	06-27-22
California	State	2891	04-30-22
Connecticut	State	PH-0688	09-30-22
Florida	NELAP	E871008	06-30-22
Georgia	State	PA 02-00416	04-30-22
Illinois	NELAP	004375	06-30-22
Kansas	NELAP	E-10350	03-31-22
Kentucky (UST)	State	162013	04-30-22
Kentucky (WW)	State	KY98043	12-31-22
Louisiana	NELAP	04041	06-30-22
Maine	State	PA00164	03-06-22
Minnesota	NELAP	042-999-482	12-31-22
Nevada	State	PA00164	08-31-22
New Hampshire	NELAP	2030	04-05-22
New Jersey	NELAP	PA005	06-30-23
New York	NELAP	11182	04-02-22
North Carolina (WW/SW)	State	434	12-31-22
North Dakota	State	R-227	04-30-22
Oregon	NELAP	PA-2151	02-06-22 *
Pennsylvania	NELAP	02-00416	04-30-22
Rhode Island	State	LAO00362	12-31-21 *
South Carolina	State	89014	06-30-22
Texas	NELAP	T104704528	03-31-22
USDA	Federal	P-Soil-01	06-26-22
USDA	US Federal Programs	P330-16-00211	06-26-22
Utah	NELAP	PA001462019-8	05-31-22
Virginia	NELAP	10043	09-15-22
West Virginia DEP	State	142	01-31-23
Wisconsin	State	998027800	08-31-22

* Accreditation/Certification renewal pending - accreditation/certification considered valid.

Sample Summary

Client: Southern Company
Project/Site: Plant McIntosh Landfill #4

Job ID: 180-134224-1

Lab Sample ID	Client Sample ID	Matrix	Collected	Received
180-134224-1	GWA-2	Water	02/22/22 13:57	02/24/22 12:30
180-134224-2	GWA-3	Water	02/22/22 10:14	02/24/22 12:30
180-134224-3	GWA-13	Water	02/22/22 14:39	02/24/22 12:30
180-134224-4	GWA-14	Water	02/22/22 11:40	02/24/22 12:30
180-134224-5	GWA-16	Water	02/22/22 10:17	02/24/22 12:30
180-134224-6	GWC-15	Water	02/22/22 13:09	02/24/22 12:30
180-134224-7	GWC-17	Water	02/22/22 15:17	02/24/22 12:30
180-134224-8	GWC-20	Water	02/22/22 17:00	02/24/22 12:30
180-134224-9	DUP-1	Water	02/22/22 00:01	02/24/22 12:30
180-134224-10	FB-1	Water	02/22/22 12:00	02/24/22 12:30
180-134224-11	EB-1	Water	02/22/22 16:20	02/24/22 12:30
180-134224-12	GWC-5	Water	02/22/22 16:19	02/24/22 12:30
180-134312-1	GWC-1	Water	02/23/22 10:52	02/26/22 10:00
180-134312-2	GWC-4A	Water	02/23/22 09:49	02/26/22 10:00
180-134312-3	GWC-9	Water	02/23/22 16:27	02/26/22 10:00
180-134312-4	GWC-10	Water	02/23/22 14:52	02/26/22 10:00
180-134312-5	GWC-11	Water	02/23/22 12:34	02/26/22 10:00
180-134312-6	GWC-12	Water	02/23/22 13:15	02/26/22 10:00
180-134312-7	GWC-18	Water	02/23/22 10:10	02/26/22 10:00
180-134312-8	GWC-19	Water	02/23/22 16:25	02/26/22 10:00
180-134312-9	GWC-21	Water	02/23/22 16:04	02/26/22 10:00
180-134312-10	GWC-23	Water	02/23/22 14:17	02/26/22 10:00
180-134312-11	DUP-2	Water	02/23/22 00:01	02/26/22 10:00
180-134312-12	FB-2	Water	02/23/22 10:53	02/26/22 10:00
180-134312-13	EB-2	Water	02/23/22 13:45	02/26/22 10:00



Method Summary

Client: Southern Company
Project/Site: Plant McIntosh Landfill #4

Job ID: 180-134224-1

Method	Method Description	Protocol	Laboratory
EPA 300.0 R2.1	Anions, Ion Chromatography	EPA	TAL PIT
EPA 6020B	Metals (ICP/MS)	SW846	TAL PIT
SM 2540C	Solids, Total Dissolved (TDS)	SM	TAL PIT
Field Sampling	Field Sampling	EPA	TAL PIT
3005A	Preparation, Total Recoverable or Dissolved Metals	SW846	TAL PIT

Protocol References:

EPA = US Environmental Protection Agency

SM = "Standard Methods For The Examination Of Water And Wastewater"

SW846 = "Test Methods For Evaluating Solid Waste, Physical/Chemical Methods", Third Edition, November 1986 And Its Updates.

Laboratory References:

TAL PIT = Eurofins Pittsburgh, 301 Alpha Drive, RIDC Park, Pittsburgh, PA 15238, TEL (412)963-7058

Lab Chronicle

Client: Southern Company
Project/Site: Plant McIntosh Landfill #4

Job ID: 180-134224-1

Client Sample ID: GWA-2
Date Collected: 02/22/22 13:57
Date Received: 02/24/22 12:30

Lab Sample ID: 180-134224-1
Matrix: Water

Prep Type	Batch Type	Batch Method	Run	Dil Factor	Initial Amount	Final Amount	Batch Number	Prepared or Analyzed	Analyst	Lab
Total/NA	Analysis	EPA 300.0 R2.1 Instrument ID: INTEGRION		1			389895	03/01/22 13:10	JRB	TAL PIT
Total Recoverable	Prep	3005A			50 mL	50 mL	389897	03/01/22 09:47	RGM	TAL PIT
Total Recoverable	Analysis	EPA 6020B Instrument ID: A		1			390197	03/02/22 16:16	RSK	TAL PIT
Total Recoverable	Prep	3005A			50 mL	50 mL	389897	03/01/22 09:47	RGM	TAL PIT
Total Recoverable	Analysis	EPA 6020B Instrument ID: DORY		1			390347	03/03/22 13:02	RSK	TAL PIT
Total/NA	Analysis	SM 2540C Instrument ID: NOEQUIP		1	100 mL	100 mL	389840	02/28/22 17:18	JCR	TAL PIT
Total/NA	Analysis	Field Sampling Instrument ID: NOEQUIP		1			390456	02/22/22 13:57	FDS	TAL PIT

Client Sample ID: GWA-3
Date Collected: 02/22/22 10:14
Date Received: 02/24/22 12:30

Lab Sample ID: 180-134224-2
Matrix: Water

Prep Type	Batch Type	Batch Method	Run	Dil Factor	Initial Amount	Final Amount	Batch Number	Prepared or Analyzed	Analyst	Lab
Total/NA	Analysis	EPA 300.0 R2.1 Instrument ID: INTEGRION		1			389895	03/01/22 14:25	JRB	TAL PIT
Total Recoverable	Prep	3005A			50 mL	50 mL	389897	03/01/22 09:47	RGM	TAL PIT
Total Recoverable	Analysis	EPA 6020B Instrument ID: A		1			390197	03/02/22 16:27	RSK	TAL PIT
Total/NA	Analysis	SM 2540C Instrument ID: NOEQUIP		1	100 mL	100 mL	389840	02/28/22 17:18	JCR	TAL PIT
Total/NA	Analysis	Field Sampling Instrument ID: NOEQUIP		1			390456	02/22/22 10:14	FDS	TAL PIT

Client Sample ID: GWA-13
Date Collected: 02/22/22 14:39
Date Received: 02/24/22 12:30

Lab Sample ID: 180-134224-3
Matrix: Water

Prep Type	Batch Type	Batch Method	Run	Dil Factor	Initial Amount	Final Amount	Batch Number	Prepared or Analyzed	Analyst	Lab
Total/NA	Analysis	EPA 300.0 R2.1 Instrument ID: INTEGRION		1			389895	03/01/22 14:50	JRB	TAL PIT
Total Recoverable	Prep	3005A			50 mL	50 mL	389897	03/01/22 09:47	RGM	TAL PIT
Total Recoverable	Analysis	EPA 6020B Instrument ID: A		1			390197	03/02/22 16:31	RSK	TAL PIT
Total/NA	Analysis	SM 2540C Instrument ID: NOEQUIP		1	100 mL	100 mL	389840	02/28/22 17:18	JCR	TAL PIT
Total/NA	Analysis	Field Sampling Instrument ID: NOEQUIP		1			390456	02/22/22 14:39	FDS	TAL PIT

Lab Chronicle

Client: Southern Company
 Project/Site: Plant McIntosh Landfill #4

Job ID: 180-134224-1

Client Sample ID: GWA-14

Lab Sample ID: 180-134224-4

Date Collected: 02/22/22 11:40

Matrix: Water

Date Received: 02/24/22 12:30

Prep Type	Batch Type	Batch Method	Run	Dil Factor	Initial Amount	Final Amount	Batch Number	Prepared or Analyzed	Analyst	Lab
Total/NA	Analysis	EPA 300.0 R2.1		1			389895	03/01/22 15:15	JRB	TAL PIT
Instrument ID: INTEGRION										
Total Recoverable	Prep	3005A			50 mL	50 mL	389897	03/01/22 09:47	RGM	TAL PIT
Total Recoverable	Analysis	EPA 6020B		1			390197	03/02/22 16:34	RSK	TAL PIT
Instrument ID: A										
Total Recoverable	Prep	3005A			50 mL	50 mL	389897	03/01/22 09:47	RGM	TAL PIT
Total Recoverable	Analysis	EPA 6020B		1			390347	03/03/22 13:05	RSK	TAL PIT
Instrument ID: DORY										
Total/NA	Analysis	SM 2540C		1	100 mL	100 mL	389840	02/28/22 17:18	JCR	TAL PIT
Instrument ID: NOEQUIP										
Total/NA	Analysis	Field Sampling		1			390456	02/22/22 11:40	FDS	TAL PIT
Instrument ID: NOEQUIP										

Client Sample ID: GWA-16

Lab Sample ID: 180-134224-5

Date Collected: 02/22/22 10:17

Matrix: Water

Date Received: 02/24/22 12:30

Prep Type	Batch Type	Batch Method	Run	Dil Factor	Initial Amount	Final Amount	Batch Number	Prepared or Analyzed	Analyst	Lab
Total/NA	Analysis	EPA 300.0 R2.1		1			389895	03/01/22 15:40	JRB	TAL PIT
Instrument ID: INTEGRION										
Total Recoverable	Prep	3005A			50 mL	50 mL	389897	03/01/22 09:47	RGM	TAL PIT
Total Recoverable	Analysis	EPA 6020B		1			390197	03/02/22 16:38	RSK	TAL PIT
Instrument ID: A										
Total Recoverable	Prep	3005A			50 mL	50 mL	389897	03/01/22 09:47	RGM	TAL PIT
Total Recoverable	Analysis	EPA 6020B		1			390347	03/03/22 13:09	RSK	TAL PIT
Instrument ID: DORY										
Total/NA	Analysis	SM 2540C		1	100 mL	100 mL	389840	02/28/22 17:18	JCR	TAL PIT
Instrument ID: NOEQUIP										
Total/NA	Analysis	Field Sampling		1			390456	02/22/22 10:17	FDS	TAL PIT
Instrument ID: NOEQUIP										

Client Sample ID: GWC-15

Lab Sample ID: 180-134224-6

Date Collected: 02/22/22 13:09

Matrix: Water

Date Received: 02/24/22 12:30

Prep Type	Batch Type	Batch Method	Run	Dil Factor	Initial Amount	Final Amount	Batch Number	Prepared or Analyzed	Analyst	Lab
Total/NA	Analysis	EPA 300.0 R2.1		1			389895	03/01/22 16:05	JRB	TAL PIT
Instrument ID: INTEGRION										
Total Recoverable	Prep	3005A			50 mL	50 mL	389897	03/01/22 09:47	RGM	TAL PIT
Total Recoverable	Analysis	EPA 6020B		1			390197	03/02/22 16:42	RSK	TAL PIT
Instrument ID: A										
Total Recoverable	Prep	3005A			50 mL	50 mL	389897	03/01/22 09:47	RGM	TAL PIT
Total Recoverable	Analysis	EPA 6020B		1			390347	03/03/22 13:19	RSK	TAL PIT
Instrument ID: DORY										

Eurofins Pittsburgh

Lab Chronicle

Client: Southern Company
Project/Site: Plant McIntosh Landfill #4

Job ID: 180-134224-1

Client Sample ID: GWC-15

Date Collected: 02/22/22 13:09

Date Received: 02/24/22 12:30

Lab Sample ID: 180-134224-6

Matrix: Water

Prep Type	Batch Type	Batch Method	Run	Dil Factor	Initial Amount	Final Amount	Batch Number	Prepared or Analyzed	Analyst	Lab
Total/NA	Analysis	SM 2540C		1	100 mL	100 mL	389840	02/28/22 17:18	JCR	TAL PIT
Total/NA	Analysis	Field Sampling		1			390456	02/22/22 13:09	FDS	TAL PIT
Instrument ID: NOEQUIP										

Client Sample ID: GWC-17

Date Collected: 02/22/22 15:17

Date Received: 02/24/22 12:30

Lab Sample ID: 180-134224-7

Matrix: Water

Prep Type	Batch Type	Batch Method	Run	Dil Factor	Initial Amount	Final Amount	Batch Number	Prepared or Analyzed	Analyst	Lab
Total/NA	Analysis	EPA 300.0 R2.1		1			389895	03/01/22 17:20	JRB	TAL PIT
Instrument ID: INTEGRION										
Total Recoverable	Prep	3005A			50 mL	50 mL	389897	03/01/22 09:47	RGM	TAL PIT
Total Recoverable	Analysis	EPA 6020B		1			390197	03/02/22 16:45	RSK	TAL PIT
Instrument ID: A										
Total/NA	Analysis	SM 2540C		1	100 mL	100 mL	389840	02/28/22 17:18	JCR	TAL PIT
Instrument ID: NOEQUIP										
Total/NA	Analysis	Field Sampling		1			390456	02/22/22 15:17	FDS	TAL PIT
Instrument ID: NOEQUIP										

Client Sample ID: GWC-20

Date Collected: 02/22/22 17:00

Date Received: 02/24/22 12:30

Lab Sample ID: 180-134224-8

Matrix: Water

Prep Type	Batch Type	Batch Method	Run	Dil Factor	Initial Amount	Final Amount	Batch Number	Prepared or Analyzed	Analyst	Lab
Total/NA	Analysis	EPA 300.0 R2.1		1			389895	03/01/22 17:45	JRB	TAL PIT
Instrument ID: INTEGRION										
Total Recoverable	Prep	3005A			50 mL	50 mL	389897	03/01/22 09:47	RGM	TAL PIT
Total Recoverable	Analysis	EPA 6020B		1			390197	03/02/22 16:49	RSK	TAL PIT
Instrument ID: A										
Total/NA	Analysis	SM 2540C		1	100 mL	100 mL	389840	02/28/22 17:18	JCR	TAL PIT
Instrument ID: NOEQUIP										
Total/NA	Analysis	Field Sampling		1			390456	02/22/22 17:00	FDS	TAL PIT
Instrument ID: NOEQUIP										

Client Sample ID: DUP-1

Date Collected: 02/22/22 00:01

Date Received: 02/24/22 12:30

Lab Sample ID: 180-134224-9

Matrix: Water

Prep Type	Batch Type	Batch Method	Run	Dil Factor	Initial Amount	Final Amount	Batch Number	Prepared or Analyzed	Analyst	Lab
Total/NA	Analysis	EPA 300.0 R2.1		1			389895	03/01/22 19:00	JRB	TAL PIT
Instrument ID: INTEGRION										
Total Recoverable	Prep	3005A			50 mL	50 mL	389897	03/01/22 09:47	RGM	TAL PIT
Total Recoverable	Analysis	EPA 6020B		1			390197	03/02/22 16:53	RSK	TAL PIT
Instrument ID: A										

Eurofins Pittsburgh

Lab Chronicle

Client: Southern Company
 Project/Site: Plant McIntosh Landfill #4

Job ID: 180-134224-1

Client Sample ID: DUP-1
Date Collected: 02/22/22 00:01
Date Received: 02/24/22 12:30

Lab Sample ID: 180-134224-9
Matrix: Water

Prep Type	Batch Type	Batch Method	Run	Dil Factor	Initial Amount	Final Amount	Batch Number	Prepared or Analyzed	Analyst	Lab
Total Recoverable	Prep	3005A			50 mL	50 mL	389897	03/01/22 09:47	RGM	TAL PIT
Total Recoverable	Analysis	EPA 6020B		1			390347	03/03/22 13:23	RSK	TAL PIT
		Instrument ID: DORY								
Total/NA	Analysis	SM 2540C		1	100 mL	100 mL	389840	02/28/22 17:18	JCR	TAL PIT
		Instrument ID: NOEQUIP								

Client Sample ID: FB-1
Date Collected: 02/22/22 12:00
Date Received: 02/24/22 12:30

Lab Sample ID: 180-134224-10
Matrix: Water

Prep Type	Batch Type	Batch Method	Run	Dil Factor	Initial Amount	Final Amount	Batch Number	Prepared or Analyzed	Analyst	Lab
Total/NA	Analysis	EPA 300.0 R2.1		1			389895	03/01/22 18:10	JRB	TAL PIT
		Instrument ID: INTEGRION								
Total Recoverable	Prep	3005A			50 mL	50 mL	389897	03/01/22 09:47	RGM	TAL PIT
Total Recoverable	Analysis	EPA 6020B		1			390197	03/02/22 16:56	RSK	TAL PIT
		Instrument ID: A								
Total/NA	Analysis	SM 2540C		1	100 mL	100 mL	389840	02/28/22 17:18	JCR	TAL PIT
		Instrument ID: NOEQUIP								

Client Sample ID: EB-1
Date Collected: 02/22/22 16:20
Date Received: 02/24/22 12:30

Lab Sample ID: 180-134224-11
Matrix: Water

Prep Type	Batch Type	Batch Method	Run	Dil Factor	Initial Amount	Final Amount	Batch Number	Prepared or Analyzed	Analyst	Lab
Total/NA	Analysis	EPA 300.0 R2.1		1			389895	03/01/22 18:35	JRB	TAL PIT
		Instrument ID: INTEGRION								
Total Recoverable	Prep	3005A			50 mL	50 mL	389897	03/01/22 09:47	RGM	TAL PIT
Total Recoverable	Analysis	EPA 6020B		1			390197	03/02/22 17:07	RSK	TAL PIT
		Instrument ID: A								
Total/NA	Analysis	SM 2540C		1	100 mL	100 mL	389842	02/28/22 17:28	JCR	TAL PIT
		Instrument ID: NOEQUIP								

Client Sample ID: GWC-5
Date Collected: 02/22/22 16:19
Date Received: 02/24/22 12:30

Lab Sample ID: 180-134224-12
Matrix: Water

Prep Type	Batch Type	Batch Method	Run	Dil Factor	Initial Amount	Final Amount	Batch Number	Prepared or Analyzed	Analyst	Lab
Total/NA	Analysis	EPA 300.0 R2.1		1			389895	03/01/22 20:15	JRB	TAL PIT
		Instrument ID: INTEGRION								
Total Recoverable	Prep	3005A			50 mL	50 mL	389897	03/01/22 09:47	RGM	TAL PIT
Total Recoverable	Analysis	EPA 6020B		1			390197	03/02/22 17:11	RSK	TAL PIT
		Instrument ID: A								
Total/NA	Analysis	SM 2540C		1	100 mL	100 mL	389842	02/28/22 17:28	JCR	TAL PIT
		Instrument ID: NOEQUIP								
Total/NA	Analysis	Field Sampling		1			390456	02/22/22 16:19	FDS	TAL PIT
		Instrument ID: NOEQUIP								

Eurofins Pittsburgh

Lab Chronicle

Client: Southern Company
 Project/Site: Plant McIntosh Landfill #4

Job ID: 180-134224-1

Client Sample ID: GWC-1
Date Collected: 02/23/22 10:52
Date Received: 02/26/22 10:00

Lab Sample ID: 180-134312-1
Matrix: Water

Prep Type	Batch Type	Batch Method	Run	Dil Factor	Initial Amount	Final Amount	Batch Number	Prepared or Analyzed	Analyst	Lab
Total/NA	Analysis	EPA 300.0 R2.1 Instrument ID: CHICS2100B		1			390373	03/04/22 21:37	JRB	TAL PIT
Total Recoverable	Prep	3005A			50 mL	50 mL	389898	03/01/22 09:50	RGM	TAL PIT
Total Recoverable	Analysis	EPA 6020B Instrument ID: A		1			390197	03/02/22 12:53	RSK	TAL PIT
Total/NA	Analysis	SM 2540C Instrument ID: NOEQUIP		1	100 mL	100 mL	389842	02/28/22 17:28	JCR	TAL PIT
Total/NA	Analysis	Field Sampling Instrument ID: NOEQUIP		1			390471	02/23/22 10:52	FDS	TAL PIT

Client Sample ID: GWC-4A
Date Collected: 02/23/22 09:49
Date Received: 02/26/22 10:00

Lab Sample ID: 180-134312-2
Matrix: Water

Prep Type	Batch Type	Batch Method	Run	Dil Factor	Initial Amount	Final Amount	Batch Number	Prepared or Analyzed	Analyst	Lab
Total/NA	Analysis	EPA 300.0 R2.1 Instrument ID: CHICS2100B		1			390373	03/04/22 21:23	JRB	TAL PIT
Total Recoverable	Prep	3005A			50 mL	50 mL	389898	03/01/22 09:50	RGM	TAL PIT
Total Recoverable	Analysis	EPA 6020B Instrument ID: A		1			390197	03/02/22 13:18	RSK	TAL PIT
Total/NA	Analysis	SM 2540C Instrument ID: NOEQUIP		1	100 mL	100 mL	389842	02/28/22 17:28	JCR	TAL PIT
Total/NA	Analysis	Field Sampling Instrument ID: NOEQUIP		1			390471	02/23/22 09:49	FDS	TAL PIT

Client Sample ID: GWC-9
Date Collected: 02/23/22 16:27
Date Received: 02/26/22 10:00

Lab Sample ID: 180-134312-3
Matrix: Water

Prep Type	Batch Type	Batch Method	Run	Dil Factor	Initial Amount	Final Amount	Batch Number	Prepared or Analyzed	Analyst	Lab
Total/NA	Analysis	EPA 300.0 R2.1 Instrument ID: CHICS2100B		1			390373	03/04/22 22:45	JRB	TAL PIT
Total Recoverable	Prep	3005A			50 mL	50 mL	389898	03/01/22 09:50	RGM	TAL PIT
Total Recoverable	Analysis	EPA 6020B Instrument ID: A		1			390197	03/02/22 13:22	RSK	TAL PIT
Total/NA	Analysis	SM 2540C Instrument ID: NOEQUIP		1	100 mL	100 mL	389843	02/28/22 17:34	JCR	TAL PIT
Total/NA	Analysis	Field Sampling Instrument ID: NOEQUIP		1			390471	02/23/22 16:27	FDS	TAL PIT

Lab Chronicle

Client: Southern Company
 Project/Site: Plant McIntosh Landfill #4

Job ID: 180-134224-1

Client Sample ID: GWC-10

Lab Sample ID: 180-134312-4

Date Collected: 02/23/22 14:52

Matrix: Water

Date Received: 02/26/22 10:00

Prep Type	Batch Type	Batch Method	Run	Dil Factor	Initial Amount	Final Amount	Batch Number	Prepared or Analyzed	Analyst	Lab
Total/NA	Analysis	EPA 300.0 R2.1 Instrument ID: CHICS2100B		1			390373	03/04/22 22:59	JRB	TAL PIT
Total Recoverable	Prep	3005A			50 mL	50 mL	389898	03/01/22 09:50	RGM	TAL PIT
Total Recoverable	Analysis	EPA 6020B Instrument ID: A		1			390197	03/02/22 13:26	RSK	TAL PIT
Total/NA	Analysis	SM 2540C Instrument ID: NOEQUIP		1	100 mL	100 mL	389843	02/28/22 17:34	JCR	TAL PIT
Total/NA	Analysis	Field Sampling Instrument ID: NOEQUIP		1			390471	02/23/22 14:52	FDS	TAL PIT

Client Sample ID: GWC-11

Lab Sample ID: 180-134312-5

Date Collected: 02/23/22 12:34

Matrix: Water

Date Received: 02/26/22 10:00

Prep Type	Batch Type	Batch Method	Run	Dil Factor	Initial Amount	Final Amount	Batch Number	Prepared or Analyzed	Analyst	Lab
Total/NA	Analysis	EPA 300.0 R2.1 Instrument ID: CHICS2100B		1			390373	03/04/22 23:12	JRB	TAL PIT
Total Recoverable	Prep	3005A			50 mL	50 mL	389898	03/01/22 09:50	RGM	TAL PIT
Total Recoverable	Analysis	EPA 6020B Instrument ID: A		1			390197	03/02/22 13:29	RSK	TAL PIT
Total/NA	Analysis	SM 2540C Instrument ID: NOEQUIP		1	100 mL	100 mL	389843	02/28/22 17:34	JCR	TAL PIT
Total/NA	Analysis	Field Sampling Instrument ID: NOEQUIP		1			390471	02/23/22 12:34	FDS	TAL PIT

Client Sample ID: GWC-12

Lab Sample ID: 180-134312-6

Date Collected: 02/23/22 13:15

Matrix: Water

Date Received: 02/26/22 10:00

Prep Type	Batch Type	Batch Method	Run	Dil Factor	Initial Amount	Final Amount	Batch Number	Prepared or Analyzed	Analyst	Lab
Total/NA	Analysis	EPA 300.0 R2.1 Instrument ID: CHICS2100B		1			390373	03/04/22 23:26	JRB	TAL PIT
Total Recoverable	Prep	3005A			50 mL	50 mL	389898	03/01/22 09:50	RGM	TAL PIT
Total Recoverable	Analysis	EPA 6020B Instrument ID: A		1			390197	03/02/22 13:33	RSK	TAL PIT
Total/NA	Analysis	SM 2540C Instrument ID: NOEQUIP		1	100 mL	100 mL	389843	02/28/22 17:34	JCR	TAL PIT
Total/NA	Analysis	Field Sampling Instrument ID: NOEQUIP		1			390471	02/23/22 13:15	FDS	TAL PIT

Lab Chronicle

Client: Southern Company
 Project/Site: Plant McIntosh Landfill #4

Job ID: 180-134224-1

Client Sample ID: GWC-18

Lab Sample ID: 180-134312-7

Date Collected: 02/23/22 10:10

Matrix: Water

Date Received: 02/26/22 10:00

Prep Type	Batch Type	Batch Method	Run	Dil Factor	Initial Amount	Final Amount	Batch Number	Prepared or Analyzed	Analyst	Lab
Total/NA	Analysis	EPA 300.0 R2.1 Instrument ID: CHICS2100B		1			390373	03/04/22 23:39	JRB	TAL PIT
Total Recoverable	Prep	3005A			50 mL	50 mL	389898	03/01/22 09:50	RGM	TAL PIT
Total Recoverable	Analysis	EPA 6020B Instrument ID: A		1			390197	03/02/22 13:36	RSK	TAL PIT
Total/NA	Analysis	SM 2540C Instrument ID: NOEQUIP		1	100 mL	100 mL	389843	02/28/22 17:34	JCR	TAL PIT
Total/NA	Analysis	Field Sampling Instrument ID: NOEQUIP		1			390471	02/23/22 10:10	FDS	TAL PIT

Client Sample ID: GWC-19

Lab Sample ID: 180-134312-8

Date Collected: 02/23/22 16:25

Matrix: Water

Date Received: 02/26/22 10:00

Prep Type	Batch Type	Batch Method	Run	Dil Factor	Initial Amount	Final Amount	Batch Number	Prepared or Analyzed	Analyst	Lab
Total/NA	Analysis	EPA 300.0 R2.1 Instrument ID: CHICS2100B		1			390373	03/04/22 23:53	JRB	TAL PIT
Total Recoverable	Prep	3005A			50 mL	50 mL	389898	03/01/22 09:50	RGM	TAL PIT
Total Recoverable	Analysis	EPA 6020B Instrument ID: A		1			390197	03/02/22 13:47	RSK	TAL PIT
Total/NA	Analysis	SM 2540C Instrument ID: NOEQUIP		1	100 mL	100 mL	389843	02/28/22 17:34	JCR	TAL PIT
Total/NA	Analysis	Field Sampling Instrument ID: NOEQUIP		1			390471	02/23/22 16:25	FDS	TAL PIT

Client Sample ID: GWC-21

Lab Sample ID: 180-134312-9

Date Collected: 02/23/22 16:04

Matrix: Water

Date Received: 02/26/22 10:00

Prep Type	Batch Type	Batch Method	Run	Dil Factor	Initial Amount	Final Amount	Batch Number	Prepared or Analyzed	Analyst	Lab
Total/NA	Analysis	EPA 300.0 R2.1 Instrument ID: CHICS2100B		1			390373	03/05/22 00:07	JRB	TAL PIT
Total Recoverable	Prep	3005A			50 mL	50 mL	389898	03/01/22 09:50	RGM	TAL PIT
Total Recoverable	Analysis	EPA 6020B Instrument ID: A		1			390197	03/02/22 13:51	RSK	TAL PIT
Total/NA	Analysis	SM 2540C Instrument ID: NOEQUIP		1	100 mL	100 mL	389843	02/28/22 17:34	JCR	TAL PIT
Total/NA	Analysis	Field Sampling Instrument ID: NOEQUIP		1			390471	02/23/22 16:04	FDS	TAL PIT

Lab Chronicle

Client: Southern Company
Project/Site: Plant McIntosh Landfill #4

Job ID: 180-134224-1

Client Sample ID: GWC-23

Lab Sample ID: 180-134312-10

Date Collected: 02/23/22 14:17

Matrix: Water

Date Received: 02/26/22 10:00

Prep Type	Batch Type	Batch Method	Run	Dil Factor	Initial Amount	Final Amount	Batch Number	Prepared or Analyzed	Analyst	Lab
Total/NA	Analysis	EPA 300.0 R2.1		1			390373	03/05/22 00:20	JRB	TAL PIT
Instrument ID: CHICS2100B										
Total Recoverable	Prep	3005A			50 mL	50 mL	389898	03/01/22 09:50	RGM	TAL PIT
Total Recoverable	Analysis	EPA 6020B		1			390197	03/02/22 13:55	RSK	TAL PIT
Instrument ID: A										
Total Recoverable	Prep	3005A			50 mL	50 mL	389898	03/01/22 09:50	RGM	TAL PIT
Total Recoverable	Analysis	EPA 6020B		1			390347	03/03/22 12:16	RSK	TAL PIT
Instrument ID: DORY										
Total/NA	Analysis	SM 2540C		1	100 mL	100 mL	389843	02/28/22 17:34	JCR	TAL PIT
Instrument ID: NOEQUIP										
Total/NA	Analysis	Field Sampling		1			390471	02/23/22 14:17	FDS	TAL PIT
Instrument ID: NOEQUIP										

Client Sample ID: DUP-2

Lab Sample ID: 180-134312-11

Date Collected: 02/23/22 00:01

Matrix: Water

Date Received: 02/26/22 10:00

Prep Type	Batch Type	Batch Method	Run	Dil Factor	Initial Amount	Final Amount	Batch Number	Prepared or Analyzed	Analyst	Lab
Total/NA	Analysis	EPA 300.0 R2.1		1			390373	03/05/22 03:18	JRB	TAL PIT
Instrument ID: CHICS2100B										
Total Recoverable	Prep	3005A			50 mL	50 mL	389898	03/01/22 09:50	RGM	TAL PIT
Total Recoverable	Analysis	EPA 6020B		1			390197	03/02/22 13:58	RSK	TAL PIT
Instrument ID: A										
Total/NA	Analysis	SM 2540C		1	100 mL	100 mL	389843	02/28/22 17:34	JCR	TAL PIT
Instrument ID: NOEQUIP										

Client Sample ID: FB-2

Lab Sample ID: 180-134312-12

Date Collected: 02/23/22 10:53

Matrix: Water

Date Received: 02/26/22 10:00

Prep Type	Batch Type	Batch Method	Run	Dil Factor	Initial Amount	Final Amount	Batch Number	Prepared or Analyzed	Analyst	Lab
Total/NA	Analysis	EPA 300.0 R2.1		1			390373	03/05/22 00:34	JRB	TAL PIT
Instrument ID: CHICS2100B										
Total Recoverable	Prep	3005A			50 mL	50 mL	389898	03/01/22 09:50	RGM	TAL PIT
Total Recoverable	Analysis	EPA 6020B		1			390197	03/02/22 14:02	RSK	TAL PIT
Instrument ID: A										
Total/NA	Analysis	SM 2540C		1	100 mL	100 mL	389843	02/28/22 17:34	JCR	TAL PIT
Instrument ID: NOEQUIP										

Client Sample ID: EB-2

Lab Sample ID: 180-134312-13

Date Collected: 02/23/22 13:45

Matrix: Water

Date Received: 02/26/22 10:00

Prep Type	Batch Type	Batch Method	Run	Dil Factor	Initial Amount	Final Amount	Batch Number	Prepared or Analyzed	Analyst	Lab
Total/NA	Analysis	EPA 300.0 R2.1		1			390373	03/05/22 04:26	JRB	TAL PIT
Instrument ID: CHICS2100B										

Eurofins Pittsburgh

Lab Chronicle

Client: Southern Company
 Project/Site: Plant McIntosh Landfill #4

Job ID: 180-134224-1

Client Sample ID: EB-2

Lab Sample ID: 180-134312-13

Date Collected: 02/23/22 13:45

Matrix: Water

Date Received: 02/26/22 10:00

Prep Type	Batch Type	Batch Method	Run	Dil Factor	Initial Amount	Final Amount	Batch Number	Prepared or Analyzed	Analyst	Lab
Total Recoverable	Prep	3005A			50 mL	50 mL	389898	03/01/22 09:50	RGM	TAL PIT
Total Recoverable	Analysis	EPA 6020B		1			390197	03/02/22 14:06	RSK	TAL PIT
	Instrument ID: A									
Total/NA	Analysis	SM 2540C		1	100 mL	100 mL	389843	02/28/22 17:34	JCR	TAL PIT
	Instrument ID: NOEQUIP									

Laboratory References:

TAL PIT = Eurofins Pittsburgh, 301 Alpha Drive, RIDC Park, Pittsburgh, PA 15238, TEL (412)963-7058

Analyst References:

Lab: TAL PIT

Batch Type: Prep

RGM = Rebecca Manns

Batch Type: Analysis

FDS = Sampler Field

JCR = Jessica Rodgers

JRB = James Burzio

RSK = Robert Kurtz



Client Sample Results

Client: Southern Company
 Project/Site: Plant McIntosh Landfill #4

Job ID: 180-134224-1

Client Sample ID: GWA-2

Lab Sample ID: 180-134224-1

Date Collected: 02/22/22 13:57

Matrix: Water

Date Received: 02/24/22 12:30

Method: EPA 300.0 R2.1 - Anions, Ion Chromatography

Analyte	Result	Qualifier	RL	MDL	Unit	D	Prepared	Analyzed	Dil Fac
Chloride	4.6		1.0	0.71	mg/L			03/01/22 13:10	1
Fluoride	<0.026		0.10	0.026	mg/L			03/01/22 13:10	1
Sulfate	<0.76		1.0	0.76	mg/L			03/01/22 13:10	1

Method: EPA 6020B - Metals (ICP/MS) - Total Recoverable

Analyte	Result	Qualifier	RL	MDL	Unit	D	Prepared	Analyzed	Dil Fac
Antimony	<0.00051		0.0020	0.00051	mg/L		03/01/22 09:47	03/02/22 16:16	1
Arsenic	<0.00028		0.0010	0.00028	mg/L		03/01/22 09:47	03/02/22 16:16	1
Barium	0.038		0.010	0.0031	mg/L		03/01/22 09:47	03/02/22 16:16	1
Beryllium	<0.00027		0.0025	0.00027	mg/L		03/01/22 09:47	03/02/22 16:16	1
Boron	0.11		0.080	0.060	mg/L		03/01/22 09:47	03/02/22 16:16	1
Cadmium	<0.00022		0.0025	0.00022	mg/L		03/01/22 09:47	03/02/22 16:16	1
Calcium	0.42	J	0.50	0.13	mg/L		03/01/22 09:47	03/02/22 16:16	1
Chromium	0.0018	J	0.0020	0.0015	mg/L		03/01/22 09:47	03/02/22 16:16	1
Cobalt	0.0015	J	0.0025	0.00026	mg/L		03/01/22 09:47	03/02/22 16:16	1
Copper	<0.0011		0.0020	0.0011	mg/L		03/01/22 09:47	03/02/22 16:16	1
Lead	0.0054		0.0010	0.00017	mg/L		03/01/22 09:47	03/02/22 16:16	1
Nickel	0.00092	J	0.0010	0.00052	mg/L		03/01/22 09:47	03/02/22 16:16	1
Selenium	<0.00074		0.0050	0.00074	mg/L		03/01/22 09:47	03/02/22 16:16	1
Silver	<0.00022		0.0010	0.00022	mg/L		03/01/22 09:47	03/02/22 16:16	1
Thallium	<0.00047		0.0010	0.00047	mg/L		03/01/22 09:47	03/02/22 16:16	1
Vanadium	0.0010		0.0010	0.00078	mg/L		03/01/22 09:47	03/02/22 16:16	1
Zinc	0.0055		0.0050	0.0029	mg/L		03/01/22 09:47	03/03/22 13:02	1

General Chemistry

Analyte	Result	Qualifier	RL	MDL	Unit	D	Prepared	Analyzed	Dil Fac
Total Dissolved Solids	27		10	10	mg/L			02/28/22 17:18	1

Method: Field Sampling - Field Sampling

Analyte	Result	Qualifier	RL	MDL	Unit	D	Prepared	Analyzed	Dil Fac
pH	4.69				SU			02/22/22 13:57	1

Client Sample Results

Client: Southern Company
 Project/Site: Plant McIntosh Landfill #4

Job ID: 180-134224-1

Client Sample ID: GWA-3

Lab Sample ID: 180-134224-2

Date Collected: 02/22/22 10:14

Matrix: Water

Date Received: 02/24/22 12:30

Method: EPA 300.0 R2.1 - Anions, Ion Chromatography

Analyte	Result	Qualifier	RL	MDL	Unit	D	Prepared	Analyzed	Dil Fac
Chloride	3.4		1.0	0.71	mg/L			03/01/22 14:25	1
Fluoride	<0.026		0.10	0.026	mg/L			03/01/22 14:25	1
Sulfate	<0.76		1.0	0.76	mg/L			03/01/22 14:25	1

Method: EPA 6020B - Metals (ICP/MS) - Total Recoverable

Analyte	Result	Qualifier	RL	MDL	Unit	D	Prepared	Analyzed	Dil Fac
Antimony	<0.00051		0.0020	0.00051	mg/L		03/01/22 09:47	03/02/22 16:27	1
Arsenic	<0.00028		0.0010	0.00028	mg/L		03/01/22 09:47	03/02/22 16:27	1
Barium	0.015		0.010	0.0031	mg/L		03/01/22 09:47	03/02/22 16:27	1
Beryllium	<0.00027		0.0025	0.00027	mg/L		03/01/22 09:47	03/02/22 16:27	1
Boron	0.065	J	0.080	0.060	mg/L		03/01/22 09:47	03/02/22 16:27	1
Cadmium	<0.00022		0.0025	0.00022	mg/L		03/01/22 09:47	03/02/22 16:27	1
Calcium	0.72		0.50	0.13	mg/L		03/01/22 09:47	03/02/22 16:27	1
Chromium	<0.0015		0.0020	0.0015	mg/L		03/01/22 09:47	03/02/22 16:27	1
Cobalt	0.00037	J	0.0025	0.00026	mg/L		03/01/22 09:47	03/02/22 16:27	1
Copper	<0.0011		0.0020	0.0011	mg/L		03/01/22 09:47	03/02/22 16:27	1
Lead	<0.00017		0.0010	0.00017	mg/L		03/01/22 09:47	03/02/22 16:27	1
Nickel	<0.00052		0.0010	0.00052	mg/L		03/01/22 09:47	03/02/22 16:27	1
Selenium	<0.00074		0.0050	0.00074	mg/L		03/01/22 09:47	03/02/22 16:27	1
Silver	<0.00022		0.0010	0.00022	mg/L		03/01/22 09:47	03/02/22 16:27	1
Thallium	<0.00047		0.0010	0.00047	mg/L		03/01/22 09:47	03/02/22 16:27	1
Vanadium	<0.00078		0.0010	0.00078	mg/L		03/01/22 09:47	03/02/22 16:27	1
Zinc	<0.0029		0.0050	0.0029	mg/L		03/01/22 09:47	03/02/22 16:27	1

General Chemistry

Analyte	Result	Qualifier	RL	MDL	Unit	D	Prepared	Analyzed	Dil Fac
Total Dissolved Solids	16		10	10	mg/L			02/28/22 17:18	1

Method: Field Sampling - Field Sampling

Analyte	Result	Qualifier	RL	MDL	Unit	D	Prepared	Analyzed	Dil Fac
pH	4.90				SU			02/22/22 10:14	1

Client Sample Results

Client: Southern Company
Project/Site: Plant McIntosh Landfill #4

Job ID: 180-134224-1

Client Sample ID: GWA-13

Lab Sample ID: 180-134224-3

Date Collected: 02/22/22 14:39

Matrix: Water

Date Received: 02/24/22 12:30

Method: EPA 300.0 R2.1 - Anions, Ion Chromatography

Analyte	Result	Qualifier	RL	MDL	Unit	D	Prepared	Analyzed	Dil Fac
Chloride	3.8		1.0	0.71	mg/L			03/01/22 14:50	1
Fluoride	<0.026		0.10	0.026	mg/L			03/01/22 14:50	1
Sulfate	<0.76		1.0	0.76	mg/L			03/01/22 14:50	1

Method: EPA 6020B - Metals (ICP/MS) - Total Recoverable

Analyte	Result	Qualifier	RL	MDL	Unit	D	Prepared	Analyzed	Dil Fac
Antimony	<0.00051		0.0020	0.00051	mg/L		03/01/22 09:47	03/02/22 16:31	1
Arsenic	<0.00028		0.0010	0.00028	mg/L		03/01/22 09:47	03/02/22 16:31	1
Barium	0.019		0.010	0.0031	mg/L		03/01/22 09:47	03/02/22 16:31	1
Beryllium	<0.00027		0.0025	0.00027	mg/L		03/01/22 09:47	03/02/22 16:31	1
Boron	<0.060		0.080	0.060	mg/L		03/01/22 09:47	03/02/22 16:31	1
Cadmium	<0.00022		0.0025	0.00022	mg/L		03/01/22 09:47	03/02/22 16:31	1
Calcium	0.35 J		0.50	0.13	mg/L		03/01/22 09:47	03/02/22 16:31	1
Chromium	<0.0015		0.0020	0.0015	mg/L		03/01/22 09:47	03/02/22 16:31	1
Cobalt	0.00052 J		0.0025	0.00026	mg/L		03/01/22 09:47	03/02/22 16:31	1
Copper	<0.0011		0.0020	0.0011	mg/L		03/01/22 09:47	03/02/22 16:31	1
Lead	<0.00017		0.0010	0.00017	mg/L		03/01/22 09:47	03/02/22 16:31	1
Nickel	<0.00052		0.0010	0.00052	mg/L		03/01/22 09:47	03/02/22 16:31	1
Selenium	<0.00074		0.0050	0.00074	mg/L		03/01/22 09:47	03/02/22 16:31	1
Silver	<0.00022		0.0010	0.00022	mg/L		03/01/22 09:47	03/02/22 16:31	1
Thallium	<0.00047		0.0010	0.00047	mg/L		03/01/22 09:47	03/02/22 16:31	1
Vanadium	<0.00078		0.0010	0.00078	mg/L		03/01/22 09:47	03/02/22 16:31	1
Zinc	<0.0029		0.0050	0.0029	mg/L		03/01/22 09:47	03/02/22 16:31	1

General Chemistry

Analyte	Result	Qualifier	RL	MDL	Unit	D	Prepared	Analyzed	Dil Fac
Total Dissolved Solids	17		10	10	mg/L			02/28/22 17:18	1

Method: Field Sampling - Field Sampling

Analyte	Result	Qualifier	RL	MDL	Unit	D	Prepared	Analyzed	Dil Fac
pH	4.91				SU			02/22/22 14:39	1

Client Sample Results

Client: Southern Company
 Project/Site: Plant McIntosh Landfill #4

Job ID: 180-134224-1

Client Sample ID: GWA-14

Lab Sample ID: 180-134224-4

Date Collected: 02/22/22 11:40

Matrix: Water

Date Received: 02/24/22 12:30

Method: EPA 300.0 R2.1 - Anions, Ion Chromatography

Analyte	Result	Qualifier	RL	MDL	Unit	D	Prepared	Analyzed	Dil Fac
Chloride	4.0		1.0	0.71	mg/L			03/01/22 15:15	1
Fluoride	<0.026		0.10	0.026	mg/L			03/01/22 15:15	1
Sulfate	<0.76		1.0	0.76	mg/L			03/01/22 15:15	1

Method: EPA 6020B - Metals (ICP/MS) - Total Recoverable

Analyte	Result	Qualifier	RL	MDL	Unit	D	Prepared	Analyzed	Dil Fac
Antimony	<0.00051		0.0020	0.00051	mg/L		03/01/22 09:47	03/02/22 16:34	1
Arsenic	<0.00028		0.0010	0.00028	mg/L		03/01/22 09:47	03/02/22 16:34	1
Barium	0.014		0.010	0.0031	mg/L		03/01/22 09:47	03/02/22 16:34	1
Beryllium	<0.00027		0.0025	0.00027	mg/L		03/01/22 09:47	03/02/22 16:34	1
Boron	<0.060		0.080	0.060	mg/L		03/01/22 09:47	03/02/22 16:34	1
Cadmium	<0.00022		0.0025	0.00022	mg/L		03/01/22 09:47	03/02/22 16:34	1
Calcium	0.52		0.50	0.13	mg/L		03/01/22 09:47	03/02/22 16:34	1
Chromium	<0.0015		0.0020	0.0015	mg/L		03/01/22 09:47	03/02/22 16:34	1
Cobalt	0.00042 J		0.0025	0.00026	mg/L		03/01/22 09:47	03/02/22 16:34	1
Copper	<0.0011		0.0020	0.0011	mg/L		03/01/22 09:47	03/02/22 16:34	1
Lead	<0.00017		0.0010	0.00017	mg/L		03/01/22 09:47	03/02/22 16:34	1
Nickel	<0.00052		0.0010	0.00052	mg/L		03/01/22 09:47	03/02/22 16:34	1
Selenium	<0.00074		0.0050	0.00074	mg/L		03/01/22 09:47	03/02/22 16:34	1
Silver	<0.00022		0.0010	0.00022	mg/L		03/01/22 09:47	03/02/22 16:34	1
Thallium	<0.00047		0.0010	0.00047	mg/L		03/01/22 09:47	03/02/22 16:34	1
Vanadium	<0.00078		0.0010	0.00078	mg/L		03/01/22 09:47	03/02/22 16:34	1
Zinc	0.0054		0.0050	0.0029	mg/L		03/01/22 09:47	03/03/22 13:05	1

General Chemistry

Analyte	Result	Qualifier	RL	MDL	Unit	D	Prepared	Analyzed	Dil Fac
Total Dissolved Solids	16		10	10	mg/L			02/28/22 17:18	1

Method: Field Sampling - Field Sampling

Analyte	Result	Qualifier	RL	MDL	Unit	D	Prepared	Analyzed	Dil Fac
pH	5.20				SU			02/22/22 11:40	1

Client Sample Results

Client: Southern Company
Project/Site: Plant McIntosh Landfill #4

Job ID: 180-134224-1

Client Sample ID: GWA-16

Lab Sample ID: 180-134224-5

Date Collected: 02/22/22 10:17

Matrix: Water

Date Received: 02/24/22 12:30

Method: EPA 300.0 R2.1 - Anions, Ion Chromatography

Analyte	Result	Qualifier	RL	MDL	Unit	D	Prepared	Analyzed	Dil Fac
Chloride	3.7		1.0	0.71	mg/L			03/01/22 15:40	1
Fluoride	<0.026		0.10	0.026	mg/L			03/01/22 15:40	1
Sulfate	<0.76		1.0	0.76	mg/L			03/01/22 15:40	1

Method: EPA 6020B - Metals (ICP/MS) - Total Recoverable

Analyte	Result	Qualifier	RL	MDL	Unit	D	Prepared	Analyzed	Dil Fac
Antimony	<0.00051		0.0020	0.00051	mg/L		03/01/22 09:47	03/02/22 16:38	1
Arsenic	<0.00028		0.0010	0.00028	mg/L		03/01/22 09:47	03/02/22 16:38	1
Barium	0.026		0.010	0.0031	mg/L		03/01/22 09:47	03/02/22 16:38	1
Beryllium	<0.00027		0.0025	0.00027	mg/L		03/01/22 09:47	03/02/22 16:38	1
Boron	<0.060		0.080	0.060	mg/L		03/01/22 09:47	03/02/22 16:38	1
Cadmium	<0.00022		0.0025	0.00022	mg/L		03/01/22 09:47	03/02/22 16:38	1
Calcium	0.43	J	0.50	0.13	mg/L		03/01/22 09:47	03/02/22 16:38	1
Chromium	0.0015	J	0.0020	0.0015	mg/L		03/01/22 09:47	03/02/22 16:38	1
Cobalt	0.00048	J	0.0025	0.00026	mg/L		03/01/22 09:47	03/02/22 16:38	1
Copper	<0.0011		0.0020	0.0011	mg/L		03/01/22 09:47	03/02/22 16:38	1
Lead	<0.00017		0.0010	0.00017	mg/L		03/01/22 09:47	03/02/22 16:38	1
Nickel	<0.00052		0.0010	0.00052	mg/L		03/01/22 09:47	03/02/22 16:38	1
Selenium	<0.00074		0.0050	0.00074	mg/L		03/01/22 09:47	03/02/22 16:38	1
Silver	<0.00022		0.0010	0.00022	mg/L		03/01/22 09:47	03/02/22 16:38	1
Thallium	<0.00047		0.0010	0.00047	mg/L		03/01/22 09:47	03/02/22 16:38	1
Vanadium	<0.00078		0.0010	0.00078	mg/L		03/01/22 09:47	03/02/22 16:38	1
Zinc	0.0076		0.0050	0.0029	mg/L		03/01/22 09:47	03/03/22 13:09	1

General Chemistry

Analyte	Result	Qualifier	RL	MDL	Unit	D	Prepared	Analyzed	Dil Fac
Total Dissolved Solids	17		10	10	mg/L			02/28/22 17:18	1

Method: Field Sampling - Field Sampling

Analyte	Result	Qualifier	RL	MDL	Unit	D	Prepared	Analyzed	Dil Fac
pH	4.98				SU			02/22/22 10:17	1

Client Sample Results

Client: Southern Company
 Project/Site: Plant McIntosh Landfill #4

Job ID: 180-134224-1

Client Sample ID: GWC-15

Lab Sample ID: 180-134224-6

Date Collected: 02/22/22 13:09

Matrix: Water

Date Received: 02/24/22 12:30

Method: EPA 300.0 R2.1 - Anions, Ion Chromatography

Analyte	Result	Qualifier	RL	MDL	Unit	D	Prepared	Analyzed	Dil Fac
Chloride	3.7		1.0	0.71	mg/L			03/01/22 16:05	1
Fluoride	<0.026		0.10	0.026	mg/L			03/01/22 16:05	1
Sulfate	<0.76		1.0	0.76	mg/L			03/01/22 16:05	1

Method: EPA 6020B - Metals (ICP/MS) - Total Recoverable

Analyte	Result	Qualifier	RL	MDL	Unit	D	Prepared	Analyzed	Dil Fac
Antimony	<0.00051		0.0020	0.00051	mg/L		03/01/22 09:47	03/02/22 16:42	1
Arsenic	<0.00028		0.0010	0.00028	mg/L		03/01/22 09:47	03/02/22 16:42	1
Barium	0.026		0.010	0.0031	mg/L		03/01/22 09:47	03/02/22 16:42	1
Beryllium	<0.00027		0.0025	0.00027	mg/L		03/01/22 09:47	03/02/22 16:42	1
Boron	<0.060		0.080	0.060	mg/L		03/01/22 09:47	03/02/22 16:42	1
Cadmium	<0.00022		0.0025	0.00022	mg/L		03/01/22 09:47	03/02/22 16:42	1
Calcium	0.92		0.50	0.13	mg/L		03/01/22 09:47	03/02/22 16:42	1
Chromium	<0.0015		0.0020	0.0015	mg/L		03/01/22 09:47	03/02/22 16:42	1
Cobalt	0.00051 J		0.0025	0.00026	mg/L		03/01/22 09:47	03/02/22 16:42	1
Copper	<0.0011		0.0020	0.0011	mg/L		03/01/22 09:47	03/02/22 16:42	1
Lead	<0.00017		0.0010	0.00017	mg/L		03/01/22 09:47	03/02/22 16:42	1
Nickel	0.00061 J		0.0010	0.00052	mg/L		03/01/22 09:47	03/02/22 16:42	1
Selenium	<0.00074		0.0050	0.00074	mg/L		03/01/22 09:47	03/02/22 16:42	1
Silver	<0.00022		0.0010	0.00022	mg/L		03/01/22 09:47	03/02/22 16:42	1
Thallium	<0.00047		0.0010	0.00047	mg/L		03/01/22 09:47	03/02/22 16:42	1
Vanadium	<0.00078		0.0010	0.00078	mg/L		03/01/22 09:47	03/02/22 16:42	1
Zinc	0.0057		0.0050	0.0029	mg/L		03/01/22 09:47	03/03/22 13:19	1

General Chemistry

Analyte	Result	Qualifier	RL	MDL	Unit	D	Prepared	Analyzed	Dil Fac
Total Dissolved Solids	22		10	10	mg/L			02/28/22 17:18	1

Method: Field Sampling - Field Sampling

Analyte	Result	Qualifier	RL	MDL	Unit	D	Prepared	Analyzed	Dil Fac
pH	5.15				SU			02/22/22 13:09	1

Client Sample Results

Client: Southern Company
 Project/Site: Plant McIntosh Landfill #4

Job ID: 180-134224-1

Client Sample ID: GWC-17

Lab Sample ID: 180-134224-7

Date Collected: 02/22/22 15:17

Matrix: Water

Date Received: 02/24/22 12:30

Method: EPA 300.0 R2.1 - Anions, Ion Chromatography

Analyte	Result	Qualifier	RL	MDL	Unit	D	Prepared	Analyzed	Dil Fac
Chloride	4.5		1.0	0.71	mg/L			03/01/22 17:20	1
Fluoride	0.062	J	0.10	0.026	mg/L			03/01/22 17:20	1
Sulfate	<0.76		1.0	0.76	mg/L			03/01/22 17:20	1

Method: EPA 6020B - Metals (ICP/MS) - Total Recoverable

Analyte	Result	Qualifier	RL	MDL	Unit	D	Prepared	Analyzed	Dil Fac
Antimony	<0.00051		0.0020	0.00051	mg/L		03/01/22 09:47	03/02/22 16:45	1
Arsenic	<0.00028		0.0010	0.00028	mg/L		03/01/22 09:47	03/02/22 16:45	1
Barium	0.019		0.010	0.0031	mg/L		03/01/22 09:47	03/02/22 16:45	1
Beryllium	0.00078	J	0.0025	0.00027	mg/L		03/01/22 09:47	03/02/22 16:45	1
Boron	<0.060		0.080	0.060	mg/L		03/01/22 09:47	03/02/22 16:45	1
Cadmium	0.00064	J	0.0025	0.00022	mg/L		03/01/22 09:47	03/02/22 16:45	1
Calcium	2.0		0.50	0.13	mg/L		03/01/22 09:47	03/02/22 16:45	1
Chromium	0.0030		0.0020	0.0015	mg/L		03/01/22 09:47	03/02/22 16:45	1
Cobalt	<0.00026		0.0025	0.00026	mg/L		03/01/22 09:47	03/02/22 16:45	1
Copper	<0.0011		0.0020	0.0011	mg/L		03/01/22 09:47	03/02/22 16:45	1
Lead	<0.00017		0.0010	0.00017	mg/L		03/01/22 09:47	03/02/22 16:45	1
Nickel	0.0017		0.0010	0.00052	mg/L		03/01/22 09:47	03/02/22 16:45	1
Selenium	<0.00074		0.0050	0.00074	mg/L		03/01/22 09:47	03/02/22 16:45	1
Silver	<0.00022		0.0010	0.00022	mg/L		03/01/22 09:47	03/02/22 16:45	1
Thallium	<0.00047		0.0010	0.00047	mg/L		03/01/22 09:47	03/02/22 16:45	1
Vanadium	<0.00078		0.0010	0.00078	mg/L		03/01/22 09:47	03/02/22 16:45	1
Zinc	0.0046	J ^2	0.0050	0.0029	mg/L		03/01/22 09:47	03/02/22 16:45	1

General Chemistry

Analyte	Result	Qualifier	RL	MDL	Unit	D	Prepared	Analyzed	Dil Fac
Total Dissolved Solids	27		10	10	mg/L			02/28/22 17:18	1

Method: Field Sampling - Field Sampling

Analyte	Result	Qualifier	RL	MDL	Unit	D	Prepared	Analyzed	Dil Fac
pH	5.29				SU			02/22/22 15:17	1

Client Sample Results

Client: Southern Company
Project/Site: Plant McIntosh Landfill #4

Job ID: 180-134224-1

Client Sample ID: GWC-20

Lab Sample ID: 180-134224-8

Date Collected: 02/22/22 17:00

Matrix: Water

Date Received: 02/24/22 12:30

Method: EPA 300.0 R2.1 - Anions, Ion Chromatography

Analyte	Result	Qualifier	RL	MDL	Unit	D	Prepared	Analyzed	Dil Fac
Chloride	7.7		1.0	0.71	mg/L			03/01/22 17:45	1
Fluoride	0.033	J	0.10	0.026	mg/L			03/01/22 17:45	1
Sulfate	1.4		1.0	0.76	mg/L			03/01/22 17:45	1

Method: EPA 6020B - Metals (ICP/MS) - Total Recoverable

Analyte	Result	Qualifier	RL	MDL	Unit	D	Prepared	Analyzed	Dil Fac
Antimony	<0.00051		0.0020	0.00051	mg/L		03/01/22 09:47	03/02/22 16:49	1
Arsenic	<0.00028		0.0010	0.00028	mg/L		03/01/22 09:47	03/02/22 16:49	1
Barium	0.018		0.010	0.0031	mg/L		03/01/22 09:47	03/02/22 16:49	1
Beryllium	<0.00027		0.0025	0.00027	mg/L		03/01/22 09:47	03/02/22 16:49	1
Boron	<0.060		0.080	0.060	mg/L		03/01/22 09:47	03/02/22 16:49	1
Cadmium	<0.00022		0.0025	0.00022	mg/L		03/01/22 09:47	03/02/22 16:49	1
Calcium	1.3		0.50	0.13	mg/L		03/01/22 09:47	03/02/22 16:49	1
Chromium	<0.0015		0.0020	0.0015	mg/L		03/01/22 09:47	03/02/22 16:49	1
Cobalt	0.00090	J	0.0025	0.00026	mg/L		03/01/22 09:47	03/02/22 16:49	1
Copper	<0.0011		0.0020	0.0011	mg/L		03/01/22 09:47	03/02/22 16:49	1
Lead	<0.00017		0.0010	0.00017	mg/L		03/01/22 09:47	03/02/22 16:49	1
Nickel	0.00092	J	0.0010	0.00052	mg/L		03/01/22 09:47	03/02/22 16:49	1
Selenium	<0.00074		0.0050	0.00074	mg/L		03/01/22 09:47	03/02/22 16:49	1
Silver	<0.00022		0.0010	0.00022	mg/L		03/01/22 09:47	03/02/22 16:49	1
Thallium	<0.00047		0.0010	0.00047	mg/L		03/01/22 09:47	03/02/22 16:49	1
Vanadium	<0.00078		0.0010	0.00078	mg/L		03/01/22 09:47	03/02/22 16:49	1
Zinc	0.0034	J ^2	0.0050	0.0029	mg/L		03/01/22 09:47	03/02/22 16:49	1

General Chemistry

Analyte	Result	Qualifier	RL	MDL	Unit	D	Prepared	Analyzed	Dil Fac
Total Dissolved Solids	33		10	10	mg/L			02/28/22 17:18	1

Method: Field Sampling - Field Sampling

Analyte	Result	Qualifier	RL	MDL	Unit	D	Prepared	Analyzed	Dil Fac
pH	5.02				SU			02/22/22 17:00	1

Client Sample Results

Client: Southern Company
 Project/Site: Plant McIntosh Landfill #4

Job ID: 180-134224-1

Client Sample ID: DUP-1
 Date Collected: 02/22/22 00:01
 Date Received: 02/24/22 12:30

Lab Sample ID: 180-134224-9
 Matrix: Water

Method: EPA 300.0 R2.1 - Anions, Ion Chromatography

Analyte	Result	Qualifier	RL	MDL	Unit	D	Prepared	Analyzed	Dil Fac
Chloride	3.7		1.0	0.71	mg/L			03/01/22 19:00	1
Fluoride	<0.026		0.10	0.026	mg/L			03/01/22 19:00	1
Sulfate	<0.76		1.0	0.76	mg/L			03/01/22 19:00	1

Method: EPA 6020B - Metals (ICP/MS) - Total Recoverable

Analyte	Result	Qualifier	RL	MDL	Unit	D	Prepared	Analyzed	Dil Fac
Antimony	<0.00051		0.0020	0.00051	mg/L		03/01/22 09:47	03/02/22 16:53	1
Arsenic	<0.00028		0.0010	0.00028	mg/L		03/01/22 09:47	03/02/22 16:53	1
Barium	0.019		0.010	0.0031	mg/L		03/01/22 09:47	03/02/22 16:53	1
Beryllium	<0.00027		0.0025	0.00027	mg/L		03/01/22 09:47	03/02/22 16:53	1
Boron	<0.060		0.080	0.060	mg/L		03/01/22 09:47	03/02/22 16:53	1
Cadmium	<0.00022		0.0025	0.00022	mg/L		03/01/22 09:47	03/02/22 16:53	1
Calcium	0.35 J		0.50	0.13	mg/L		03/01/22 09:47	03/02/22 16:53	1
Chromium	<0.0015		0.0020	0.0015	mg/L		03/01/22 09:47	03/02/22 16:53	1
Cobalt	0.00047 J		0.0025	0.00026	mg/L		03/01/22 09:47	03/02/22 16:53	1
Copper	<0.0011		0.0020	0.0011	mg/L		03/01/22 09:47	03/02/22 16:53	1
Lead	<0.00017		0.0010	0.00017	mg/L		03/01/22 09:47	03/02/22 16:53	1
Nickel	<0.00052		0.0010	0.00052	mg/L		03/01/22 09:47	03/02/22 16:53	1
Selenium	<0.00074		0.0050	0.00074	mg/L		03/01/22 09:47	03/02/22 16:53	1
Silver	<0.00022		0.0010	0.00022	mg/L		03/01/22 09:47	03/02/22 16:53	1
Thallium	<0.00047		0.0010	0.00047	mg/L		03/01/22 09:47	03/02/22 16:53	1
Vanadium	<0.00078		0.0010	0.00078	mg/L		03/01/22 09:47	03/02/22 16:53	1
Zinc	0.0074		0.0050	0.0029	mg/L		03/01/22 09:47	03/03/22 13:23	1

General Chemistry

Analyte	Result	Qualifier	RL	MDL	Unit	D	Prepared	Analyzed	Dil Fac
Total Dissolved Solids	18		10	10	mg/L			02/28/22 17:18	1

Client Sample Results

Client: Southern Company
 Project/Site: Plant McIntosh Landfill #4

Job ID: 180-134224-1

Client Sample ID: FB-1

Lab Sample ID: 180-134224-10

Date Collected: 02/22/22 12:00

Matrix: Water

Date Received: 02/24/22 12:30

Method: EPA 300.0 R2.1 - Anions, Ion Chromatography

Analyte	Result	Qualifier	RL	MDL	Unit	D	Prepared	Analyzed	Dil Fac
Chloride	<0.71		1.0	0.71	mg/L			03/01/22 18:10	1
Fluoride	<0.026		0.10	0.026	mg/L			03/01/22 18:10	1
Sulfate	<0.76		1.0	0.76	mg/L			03/01/22 18:10	1

Method: EPA 6020B - Metals (ICP/MS) - Total Recoverable

Analyte	Result	Qualifier	RL	MDL	Unit	D	Prepared	Analyzed	Dil Fac
Antimony	<0.00051		0.0020	0.00051	mg/L		03/01/22 09:47	03/02/22 16:56	1
Arsenic	<0.00028		0.0010	0.00028	mg/L		03/01/22 09:47	03/02/22 16:56	1
Barium	<0.0031		0.010	0.0031	mg/L		03/01/22 09:47	03/02/22 16:56	1
Beryllium	<0.00027		0.0025	0.00027	mg/L		03/01/22 09:47	03/02/22 16:56	1
Boron	<0.060		0.080	0.060	mg/L		03/01/22 09:47	03/02/22 16:56	1
Cadmium	<0.00022		0.0025	0.00022	mg/L		03/01/22 09:47	03/02/22 16:56	1
Calcium	<0.13		0.50	0.13	mg/L		03/01/22 09:47	03/02/22 16:56	1
Chromium	<0.0015		0.0020	0.0015	mg/L		03/01/22 09:47	03/02/22 16:56	1
Cobalt	<0.00026		0.0025	0.00026	mg/L		03/01/22 09:47	03/02/22 16:56	1
Copper	<0.0011		0.0020	0.0011	mg/L		03/01/22 09:47	03/02/22 16:56	1
Lead	<0.00017		0.0010	0.00017	mg/L		03/01/22 09:47	03/02/22 16:56	1
Nickel	<0.00052		0.0010	0.00052	mg/L		03/01/22 09:47	03/02/22 16:56	1
Selenium	<0.00074		0.0050	0.00074	mg/L		03/01/22 09:47	03/02/22 16:56	1
Silver	<0.00022		0.0010	0.00022	mg/L		03/01/22 09:47	03/02/22 16:56	1
Thallium	<0.00047		0.0010	0.00047	mg/L		03/01/22 09:47	03/02/22 16:56	1
Vanadium	<0.00078		0.0010	0.00078	mg/L		03/01/22 09:47	03/02/22 16:56	1
Zinc	<0.0029		0.0050	0.0029	mg/L		03/01/22 09:47	03/02/22 16:56	1

General Chemistry

Analyte	Result	Qualifier	RL	MDL	Unit	D	Prepared	Analyzed	Dil Fac
Total Dissolved Solids	<10		10	10	mg/L			02/28/22 17:18	1

Client Sample Results

Client: Southern Company
Project/Site: Plant McIntosh Landfill #4

Job ID: 180-134224-1

Client Sample ID: EB-1

Lab Sample ID: 180-134224-11

Date Collected: 02/22/22 16:20

Matrix: Water

Date Received: 02/24/22 12:30

Method: EPA 300.0 R2.1 - Anions, Ion Chromatography

Analyte	Result	Qualifier	RL	MDL	Unit	D	Prepared	Analyzed	Dil Fac
Chloride	<0.71		1.0	0.71	mg/L			03/01/22 18:35	1
Fluoride	<0.026		0.10	0.026	mg/L			03/01/22 18:35	1
Sulfate	<0.76		1.0	0.76	mg/L			03/01/22 18:35	1

Method: EPA 6020B - Metals (ICP/MS) - Total Recoverable

Analyte	Result	Qualifier	RL	MDL	Unit	D	Prepared	Analyzed	Dil Fac
Antimony	<0.00051		0.0020	0.00051	mg/L		03/01/22 09:47	03/02/22 17:07	1
Arsenic	<0.00028		0.0010	0.00028	mg/L		03/01/22 09:47	03/02/22 17:07	1
Barium	<0.0031		0.010	0.0031	mg/L		03/01/22 09:47	03/02/22 17:07	1
Beryllium	<0.00027		0.0025	0.00027	mg/L		03/01/22 09:47	03/02/22 17:07	1
Boron	<0.060		0.080	0.060	mg/L		03/01/22 09:47	03/02/22 17:07	1
Cadmium	<0.00022		0.0025	0.00022	mg/L		03/01/22 09:47	03/02/22 17:07	1
Calcium	<0.13		0.50	0.13	mg/L		03/01/22 09:47	03/02/22 17:07	1
Chromium	<0.0015		0.0020	0.0015	mg/L		03/01/22 09:47	03/02/22 17:07	1
Cobalt	<0.00026		0.0025	0.00026	mg/L		03/01/22 09:47	03/02/22 17:07	1
Copper	<0.0011		0.0020	0.0011	mg/L		03/01/22 09:47	03/02/22 17:07	1
Lead	<0.00017		0.0010	0.00017	mg/L		03/01/22 09:47	03/02/22 17:07	1
Nickel	<0.00052		0.0010	0.00052	mg/L		03/01/22 09:47	03/02/22 17:07	1
Selenium	<0.00074		0.0050	0.00074	mg/L		03/01/22 09:47	03/02/22 17:07	1
Silver	<0.00022		0.0010	0.00022	mg/L		03/01/22 09:47	03/02/22 17:07	1
Thallium	<0.00047		0.0010	0.00047	mg/L		03/01/22 09:47	03/02/22 17:07	1
Vanadium	<0.00078		0.0010	0.00078	mg/L		03/01/22 09:47	03/02/22 17:07	1
Zinc	<0.0029		0.0050	0.0029	mg/L		03/01/22 09:47	03/02/22 17:07	1

General Chemistry

Analyte	Result	Qualifier	RL	MDL	Unit	D	Prepared	Analyzed	Dil Fac
Total Dissolved Solids	<10		10	10	mg/L			02/28/22 17:28	1

Client Sample Results

Client: Southern Company
Project/Site: Plant McIntosh Landfill #4

Job ID: 180-134224-1

Client Sample ID: GWC-5

Lab Sample ID: 180-134224-12

Date Collected: 02/22/22 16:19

Matrix: Water

Date Received: 02/24/22 12:30

Method: EPA 300.0 R2.1 - Anions, Ion Chromatography

Analyte	Result	Qualifier	RL	MDL	Unit	D	Prepared	Analyzed	Dil Fac
Chloride	3.8		1.0	0.71	mg/L			03/01/22 20:15	1
Fluoride	<0.026		0.10	0.026	mg/L			03/01/22 20:15	1
Sulfate	<0.76		1.0	0.76	mg/L			03/01/22 20:15	1

Method: EPA 6020B - Metals (ICP/MS) - Total Recoverable

Analyte	Result	Qualifier	RL	MDL	Unit	D	Prepared	Analyzed	Dil Fac
Antimony	<0.00051		0.0020	0.00051	mg/L		03/01/22 09:47	03/02/22 17:11	1
Arsenic	<0.00028		0.0010	0.00028	mg/L		03/01/22 09:47	03/02/22 17:11	1
Barium	0.041		0.010	0.0031	mg/L		03/01/22 09:47	03/02/22 17:11	1
Beryllium	<0.00027		0.0025	0.00027	mg/L		03/01/22 09:47	03/02/22 17:11	1
Boron	<0.060		0.080	0.060	mg/L		03/01/22 09:47	03/02/22 17:11	1
Cadmium	<0.00022		0.0025	0.00022	mg/L		03/01/22 09:47	03/02/22 17:11	1
Calcium	2.3		0.50	0.13	mg/L		03/01/22 09:47	03/02/22 17:11	1
Chromium	<0.0015		0.0020	0.0015	mg/L		03/01/22 09:47	03/02/22 17:11	1
Cobalt	0.00076 J		0.0025	0.00026	mg/L		03/01/22 09:47	03/02/22 17:11	1
Copper	<0.0011		0.0020	0.0011	mg/L		03/01/22 09:47	03/02/22 17:11	1
Lead	<0.00017		0.0010	0.00017	mg/L		03/01/22 09:47	03/02/22 17:11	1
Nickel	<0.00052		0.0010	0.00052	mg/L		03/01/22 09:47	03/02/22 17:11	1
Selenium	<0.00074		0.0050	0.00074	mg/L		03/01/22 09:47	03/02/22 17:11	1
Silver	<0.00022		0.0010	0.00022	mg/L		03/01/22 09:47	03/02/22 17:11	1
Thallium	<0.00047		0.0010	0.00047	mg/L		03/01/22 09:47	03/02/22 17:11	1
Vanadium	<0.00078		0.0010	0.00078	mg/L		03/01/22 09:47	03/02/22 17:11	1
Zinc	<0.0029		0.0050	0.0029	mg/L		03/01/22 09:47	03/02/22 17:11	1

General Chemistry

Analyte	Result	Qualifier	RL	MDL	Unit	D	Prepared	Analyzed	Dil Fac
Total Dissolved Solids	21		10	10	mg/L			02/28/22 17:28	1

Method: Field Sampling - Field Sampling

Analyte	Result	Qualifier	RL	MDL	Unit	D	Prepared	Analyzed	Dil Fac
pH	5.34				SU			02/22/22 16:19	1

Client Sample Results

Client: Southern Company
Project/Site: Plant McIntosh Landfill #4

Job ID: 180-134224-1

Client Sample ID: GWC-1

Lab Sample ID: 180-134312-1

Date Collected: 02/23/22 10:52

Matrix: Water

Date Received: 02/26/22 10:00

Method: EPA 300.0 R2.1 - Anions, Ion Chromatography

Analyte	Result	Qualifier	RL	MDL	Unit	D	Prepared	Analyzed	Dil Fac
Chloride	5.6		1.0	0.71	mg/L			03/04/22 21:37	1
Fluoride	<0.026		0.10	0.026	mg/L			03/04/22 21:37	1
Sulfate	1.6		1.0	0.76	mg/L			03/04/22 21:37	1

Method: EPA 6020B - Metals (ICP/MS) - Total Recoverable

Analyte	Result	Qualifier	RL	MDL	Unit	D	Prepared	Analyzed	Dil Fac
Antimony	<0.00051		0.0020	0.00051	mg/L		03/01/22 09:50	03/02/22 12:53	1
Arsenic	<0.00028		0.0010	0.00028	mg/L		03/01/22 09:50	03/02/22 12:53	1
Barium	0.039		0.010	0.0031	mg/L		03/01/22 09:50	03/02/22 12:53	1
Beryllium	<0.00027		0.0025	0.00027	mg/L		03/01/22 09:50	03/02/22 12:53	1
Boron	<0.060		0.080	0.060	mg/L		03/01/22 09:50	03/02/22 12:53	1
Cadmium	<0.00022		0.0025	0.00022	mg/L		03/01/22 09:50	03/02/22 12:53	1
Calcium	1.4		0.50	0.13	mg/L		03/01/22 09:50	03/02/22 12:53	1
Chromium	<0.0015		0.0020	0.0015	mg/L		03/01/22 09:50	03/02/22 12:53	1
Cobalt	0.0017 J		0.0025	0.00026	mg/L		03/01/22 09:50	03/02/22 12:53	1
Copper	<0.0011		0.0020	0.0011	mg/L		03/01/22 09:50	03/02/22 12:53	1
Lead	<0.00017		0.0010	0.00017	mg/L		03/01/22 09:50	03/02/22 12:53	1
Nickel	0.0012		0.0010	0.00052	mg/L		03/01/22 09:50	03/02/22 12:53	1
Selenium	<0.00074		0.0050	0.00074	mg/L		03/01/22 09:50	03/02/22 12:53	1
Silver	<0.00022		0.0010	0.00022	mg/L		03/01/22 09:50	03/02/22 12:53	1
Thallium	<0.00047		0.0010	0.00047	mg/L		03/01/22 09:50	03/02/22 12:53	1
Vanadium	<0.00078		0.0010	0.00078	mg/L		03/01/22 09:50	03/02/22 12:53	1
Zinc	<0.0029		0.0050	0.0029	mg/L		03/01/22 09:50	03/02/22 12:53	1

General Chemistry

Analyte	Result	Qualifier	RL	MDL	Unit	D	Prepared	Analyzed	Dil Fac
Total Dissolved Solids	31		10	10	mg/L			02/28/22 17:28	1

Method: Field Sampling - Field Sampling

Analyte	Result	Qualifier	RL	MDL	Unit	D	Prepared	Analyzed	Dil Fac
pH	4.92				SU			02/23/22 10:52	1

Client Sample Results

Client: Southern Company
 Project/Site: Plant McIntosh Landfill #4

Job ID: 180-134224-1

Client Sample ID: GWC-4A

Lab Sample ID: 180-134312-2

Date Collected: 02/23/22 09:49

Matrix: Water

Date Received: 02/26/22 10:00

Method: EPA 300.0 R2.1 - Anions, Ion Chromatography

Analyte	Result	Qualifier	RL	MDL	Unit	D	Prepared	Analyzed	Dil Fac
Chloride	3.7		1.0	0.71	mg/L			03/04/22 21:23	1
Fluoride	<0.026		0.10	0.026	mg/L			03/04/22 21:23	1
Sulfate	2.7		1.0	0.76	mg/L			03/04/22 21:23	1

Method: EPA 6020B - Metals (ICP/MS) - Total Recoverable

Analyte	Result	Qualifier	RL	MDL	Unit	D	Prepared	Analyzed	Dil Fac
Antimony	<0.00051		0.0020	0.00051	mg/L		03/01/22 09:50	03/02/22 13:18	1
Arsenic	0.00035	J	0.0010	0.00028	mg/L		03/01/22 09:50	03/02/22 13:18	1
Barium	0.015		0.010	0.0031	mg/L		03/01/22 09:50	03/02/22 13:18	1
Beryllium	<0.00027		0.0025	0.00027	mg/L		03/01/22 09:50	03/02/22 13:18	1
Boron	0.096		0.080	0.060	mg/L		03/01/22 09:50	03/02/22 13:18	1
Cadmium	0.00024	J	0.0025	0.00022	mg/L		03/01/22 09:50	03/02/22 13:18	1
Calcium	0.35	J	0.50	0.13	mg/L		03/01/22 09:50	03/02/22 13:18	1
Chromium	<0.0015		0.0020	0.0015	mg/L		03/01/22 09:50	03/02/22 13:18	1
Cobalt	0.0013	J	0.0025	0.00026	mg/L		03/01/22 09:50	03/02/22 13:18	1
Copper	0.0012	J	0.0020	0.0011	mg/L		03/01/22 09:50	03/02/22 13:18	1
Lead	0.00019	J	0.0010	0.00017	mg/L		03/01/22 09:50	03/02/22 13:18	1
Nickel	<0.00052		0.0010	0.00052	mg/L		03/01/22 09:50	03/02/22 13:18	1
Selenium	<0.00074		0.0050	0.00074	mg/L		03/01/22 09:50	03/02/22 13:18	1
Silver	<0.00022		0.0010	0.00022	mg/L		03/01/22 09:50	03/02/22 13:18	1
Thallium	<0.00047		0.0010	0.00047	mg/L		03/01/22 09:50	03/02/22 13:18	1
Vanadium	<0.00078		0.0010	0.00078	mg/L		03/01/22 09:50	03/02/22 13:18	1
Zinc	<0.0029		0.0050	0.0029	mg/L		03/01/22 09:50	03/02/22 13:18	1

General Chemistry

Analyte	Result	Qualifier	RL	MDL	Unit	D	Prepared	Analyzed	Dil Fac
Total Dissolved Solids	21		10	10	mg/L			02/28/22 17:28	1

Method: Field Sampling - Field Sampling

Analyte	Result	Qualifier	RL	MDL	Unit	D	Prepared	Analyzed	Dil Fac
pH	4.80				SU			02/23/22 09:49	1

Client Sample Results

Client: Southern Company
 Project/Site: Plant McIntosh Landfill #4

Job ID: 180-134224-1

Client Sample ID: GWC-9

Lab Sample ID: 180-134312-3

Date Collected: 02/23/22 16:27

Matrix: Water

Date Received: 02/26/22 10:00

Method: EPA 300.0 R2.1 - Anions, Ion Chromatography

Analyte	Result	Qualifier	RL	MDL	Unit	D	Prepared	Analyzed	Dil Fac
Chloride	9.9		1.0	0.71	mg/L			03/04/22 22:45	1
Fluoride	0.049	J	0.10	0.026	mg/L			03/04/22 22:45	1
Sulfate	<0.76		1.0	0.76	mg/L			03/04/22 22:45	1

Method: EPA 6020B - Metals (ICP/MS) - Total Recoverable

Analyte	Result	Qualifier	RL	MDL	Unit	D	Prepared	Analyzed	Dil Fac
Antimony	<0.00051		0.0020	0.00051	mg/L		03/01/22 09:50	03/02/22 13:22	1
Arsenic	<0.00028		0.0010	0.00028	mg/L		03/01/22 09:50	03/02/22 13:22	1
Barium	0.026		0.010	0.0031	mg/L		03/01/22 09:50	03/02/22 13:22	1
Beryllium	<0.00027		0.0025	0.00027	mg/L		03/01/22 09:50	03/02/22 13:22	1
Boron	<0.060		0.080	0.060	mg/L		03/01/22 09:50	03/02/22 13:22	1
Cadmium	<0.00022		0.0025	0.00022	mg/L		03/01/22 09:50	03/02/22 13:22	1
Calcium	1.0		0.50	0.13	mg/L		03/01/22 09:50	03/02/22 13:22	1
Chromium	<0.0015		0.0020	0.0015	mg/L		03/01/22 09:50	03/02/22 13:22	1
Cobalt	0.00064	J	0.0025	0.00026	mg/L		03/01/22 09:50	03/02/22 13:22	1
Copper	<0.0011		0.0020	0.0011	mg/L		03/01/22 09:50	03/02/22 13:22	1
Lead	<0.00017		0.0010	0.00017	mg/L		03/01/22 09:50	03/02/22 13:22	1
Nickel	0.00076	J	0.0010	0.00052	mg/L		03/01/22 09:50	03/02/22 13:22	1
Selenium	<0.00074		0.0050	0.00074	mg/L		03/01/22 09:50	03/02/22 13:22	1
Silver	<0.00022		0.0010	0.00022	mg/L		03/01/22 09:50	03/02/22 13:22	1
Thallium	<0.00047		0.0010	0.00047	mg/L		03/01/22 09:50	03/02/22 13:22	1
Vanadium	<0.00078		0.0010	0.00078	mg/L		03/01/22 09:50	03/02/22 13:22	1
Zinc	<0.0029		0.0050	0.0029	mg/L		03/01/22 09:50	03/02/22 13:22	1

General Chemistry

Analyte	Result	Qualifier	RL	MDL	Unit	D	Prepared	Analyzed	Dil Fac
Total Dissolved Solids	30		10	10	mg/L			02/28/22 17:34	1

Method: Field Sampling - Field Sampling

Analyte	Result	Qualifier	RL	MDL	Unit	D	Prepared	Analyzed	Dil Fac
pH	5.07				SU			02/23/22 16:27	1

Client Sample Results

Client: Southern Company
 Project/Site: Plant McIntosh Landfill #4

Job ID: 180-134224-1

Client Sample ID: GWC-10

Lab Sample ID: 180-134312-4

Date Collected: 02/23/22 14:52

Matrix: Water

Date Received: 02/26/22 10:00

Method: EPA 300.0 R2.1 - Anions, Ion Chromatography

Analyte	Result	Qualifier	RL	MDL	Unit	D	Prepared	Analyzed	Dil Fac
Chloride	6.8		1.0	0.71	mg/L			03/04/22 22:59	1
Fluoride	0.13		0.10	0.026	mg/L			03/04/22 22:59	1
Sulfate	3.4		1.0	0.76	mg/L			03/04/22 22:59	1

Method: EPA 6020B - Metals (ICP/MS) - Total Recoverable

Analyte	Result	Qualifier	RL	MDL	Unit	D	Prepared	Analyzed	Dil Fac
Antimony	<0.00051		0.0020	0.00051	mg/L		03/01/22 09:50	03/02/22 13:26	1
Arsenic	0.00048	J	0.0010	0.00028	mg/L		03/01/22 09:50	03/02/22 13:26	1
Barium	0.018		0.010	0.0031	mg/L		03/01/22 09:50	03/02/22 13:26	1
Beryllium	<0.00027		0.0025	0.00027	mg/L		03/01/22 09:50	03/02/22 13:26	1
Boron	0.069	J	0.080	0.060	mg/L		03/01/22 09:50	03/02/22 13:26	1
Cadmium	<0.00022		0.0025	0.00022	mg/L		03/01/22 09:50	03/02/22 13:26	1
Calcium	22		0.50	0.13	mg/L		03/01/22 09:50	03/02/22 13:26	1
Chromium	0.0031		0.0020	0.0015	mg/L		03/01/22 09:50	03/02/22 13:26	1
Cobalt	<0.00026		0.0025	0.00026	mg/L		03/01/22 09:50	03/02/22 13:26	1
Copper	<0.0011		0.0020	0.0011	mg/L		03/01/22 09:50	03/02/22 13:26	1
Lead	<0.00017		0.0010	0.00017	mg/L		03/01/22 09:50	03/02/22 13:26	1
Nickel	<0.00052		0.0010	0.00052	mg/L		03/01/22 09:50	03/02/22 13:26	1
Selenium	<0.00074		0.0050	0.00074	mg/L		03/01/22 09:50	03/02/22 13:26	1
Silver	<0.00022		0.0010	0.00022	mg/L		03/01/22 09:50	03/02/22 13:26	1
Thallium	<0.00047		0.0010	0.00047	mg/L		03/01/22 09:50	03/02/22 13:26	1
Vanadium	0.0011		0.0010	0.00078	mg/L		03/01/22 09:50	03/02/22 13:26	1
Zinc	<0.0029		0.0050	0.0029	mg/L		03/01/22 09:50	03/02/22 13:26	1

General Chemistry

Analyte	Result	Qualifier	RL	MDL	Unit	D	Prepared	Analyzed	Dil Fac
Total Dissolved Solids	130		10	10	mg/L			02/28/22 17:34	1

Method: Field Sampling - Field Sampling

Analyte	Result	Qualifier	RL	MDL	Unit	D	Prepared	Analyzed	Dil Fac
pH	6.46				SU			02/23/22 14:52	1

Client Sample Results

Client: Southern Company
 Project/Site: Plant McIntosh Landfill #4

Job ID: 180-134224-1

Client Sample ID: GWC-11

Lab Sample ID: 180-134312-5

Date Collected: 02/23/22 12:34

Matrix: Water

Date Received: 02/26/22 10:00

Method: EPA 300.0 R2.1 - Anions, Ion Chromatography

Analyte	Result	Qualifier	RL	MDL	Unit	D	Prepared	Analyzed	Dil Fac
Chloride	4.8		1.0	0.71	mg/L			03/04/22 23:12	1
Fluoride	0.36		0.10	0.026	mg/L			03/04/22 23:12	1
Sulfate	2.9		1.0	0.76	mg/L			03/04/22 23:12	1

Method: EPA 6020B - Metals (ICP/MS) - Total Recoverable

Analyte	Result	Qualifier	RL	MDL	Unit	D	Prepared	Analyzed	Dil Fac
Antimony	<0.00051		0.0020	0.00051	mg/L		03/01/22 09:50	03/02/22 13:29	1
Arsenic	0.0013		0.0010	0.00028	mg/L		03/01/22 09:50	03/02/22 13:29	1
Barium	0.010		0.010	0.0031	mg/L		03/01/22 09:50	03/02/22 13:29	1
Beryllium	<0.00027		0.0025	0.00027	mg/L		03/01/22 09:50	03/02/22 13:29	1
Boron	<0.060		0.080	0.060	mg/L		03/01/22 09:50	03/02/22 13:29	1
Cadmium	<0.00022		0.0025	0.00022	mg/L		03/01/22 09:50	03/02/22 13:29	1
Calcium	8.1		0.50	0.13	mg/L		03/01/22 09:50	03/02/22 13:29	1
Chromium	0.0050		0.0020	0.0015	mg/L		03/01/22 09:50	03/02/22 13:29	1
Cobalt	<0.00026		0.0025	0.00026	mg/L		03/01/22 09:50	03/02/22 13:29	1
Copper	<0.0011		0.0020	0.0011	mg/L		03/01/22 09:50	03/02/22 13:29	1
Lead	0.00017	J	0.0010	0.00017	mg/L		03/01/22 09:50	03/02/22 13:29	1
Nickel	<0.00052		0.0010	0.00052	mg/L		03/01/22 09:50	03/02/22 13:29	1
Selenium	<0.00074		0.0050	0.00074	mg/L		03/01/22 09:50	03/02/22 13:29	1
Silver	<0.00022		0.0010	0.00022	mg/L		03/01/22 09:50	03/02/22 13:29	1
Thallium	<0.00047		0.0010	0.00047	mg/L		03/01/22 09:50	03/02/22 13:29	1
Vanadium	0.0013		0.0010	0.00078	mg/L		03/01/22 09:50	03/02/22 13:29	1
Zinc	<0.0029		0.0050	0.0029	mg/L		03/01/22 09:50	03/02/22 13:29	1

General Chemistry

Analyte	Result	Qualifier	RL	MDL	Unit	D	Prepared	Analyzed	Dil Fac
Total Dissolved Solids	70		10	10	mg/L			02/28/22 17:34	1

Method: Field Sampling - Field Sampling

Analyte	Result	Qualifier	RL	MDL	Unit	D	Prepared	Analyzed	Dil Fac
pH	6.28				SU			02/23/22 12:34	1

Client Sample Results

Client: Southern Company
Project/Site: Plant McIntosh Landfill #4

Job ID: 180-134224-1

Client Sample ID: GWC-12

Lab Sample ID: 180-134312-6

Date Collected: 02/23/22 13:15

Matrix: Water

Date Received: 02/26/22 10:00

Method: EPA 300.0 R2.1 - Anions, Ion Chromatography

Analyte	Result	Qualifier	RL	MDL	Unit	D	Prepared	Analyzed	Dil Fac
Chloride	4.1		1.0	0.71	mg/L			03/04/22 23:26	1
Fluoride	0.043	J	0.10	0.026	mg/L			03/04/22 23:26	1
Sulfate	1.1		1.0	0.76	mg/L			03/04/22 23:26	1

Method: EPA 6020B - Metals (ICP/MS) - Total Recoverable

Analyte	Result	Qualifier	RL	MDL	Unit	D	Prepared	Analyzed	Dil Fac
Antimony	<0.00051		0.0020	0.00051	mg/L		03/01/22 09:50	03/02/22 13:33	1
Arsenic	<0.00028		0.0010	0.00028	mg/L		03/01/22 09:50	03/02/22 13:33	1
Barium	0.010		0.010	0.0031	mg/L		03/01/22 09:50	03/02/22 13:33	1
Beryllium	<0.00027		0.0025	0.00027	mg/L		03/01/22 09:50	03/02/22 13:33	1
Boron	<0.060		0.080	0.060	mg/L		03/01/22 09:50	03/02/22 13:33	1
Cadmium	<0.00022		0.0025	0.00022	mg/L		03/01/22 09:50	03/02/22 13:33	1
Calcium	0.64		0.50	0.13	mg/L		03/01/22 09:50	03/02/22 13:33	1
Chromium	0.0016	J	0.0020	0.0015	mg/L		03/01/22 09:50	03/02/22 13:33	1
Cobalt	0.00049	J	0.0025	0.00026	mg/L		03/01/22 09:50	03/02/22 13:33	1
Copper	<0.0011		0.0020	0.0011	mg/L		03/01/22 09:50	03/02/22 13:33	1
Lead	<0.00017		0.0010	0.00017	mg/L		03/01/22 09:50	03/02/22 13:33	1
Nickel	0.0011		0.0010	0.00052	mg/L		03/01/22 09:50	03/02/22 13:33	1
Selenium	<0.00074		0.0050	0.00074	mg/L		03/01/22 09:50	03/02/22 13:33	1
Silver	<0.00022		0.0010	0.00022	mg/L		03/01/22 09:50	03/02/22 13:33	1
Thallium	<0.00047		0.0010	0.00047	mg/L		03/01/22 09:50	03/02/22 13:33	1
Vanadium	<0.00078		0.0010	0.00078	mg/L		03/01/22 09:50	03/02/22 13:33	1
Zinc	<0.0029		0.0050	0.0029	mg/L		03/01/22 09:50	03/02/22 13:33	1

General Chemistry

Analyte	Result	Qualifier	RL	MDL	Unit	D	Prepared	Analyzed	Dil Fac
Total Dissolved Solids	16		10	10	mg/L			02/28/22 17:34	1

Method: Field Sampling - Field Sampling

Analyte	Result	Qualifier	RL	MDL	Unit	D	Prepared	Analyzed	Dil Fac
pH	5.10				SU			02/23/22 13:15	1

Client Sample Results

Client: Southern Company
 Project/Site: Plant McIntosh Landfill #4

Job ID: 180-134224-1

Client Sample ID: GWC-18

Lab Sample ID: 180-134312-7

Date Collected: 02/23/22 10:10

Matrix: Water

Date Received: 02/26/22 10:00

Method: EPA 300.0 R2.1 - Anions, Ion Chromatography

Analyte	Result	Qualifier	RL	MDL	Unit	D	Prepared	Analyzed	Dil Fac
Chloride	5.0		1.0	0.71	mg/L			03/04/22 23:39	1
Fluoride	0.66		0.10	0.026	mg/L			03/04/22 23:39	1
Sulfate	4.5		1.0	0.76	mg/L			03/04/22 23:39	1

Method: EPA 6020B - Metals (ICP/MS) - Total Recoverable

Analyte	Result	Qualifier	RL	MDL	Unit	D	Prepared	Analyzed	Dil Fac
Antimony	<0.00051		0.0020	0.00051	mg/L		03/01/22 09:50	03/02/22 13:36	1
Arsenic	0.00098	J	0.0010	0.00028	mg/L		03/01/22 09:50	03/02/22 13:36	1
Barium	0.012		0.010	0.0031	mg/L		03/01/22 09:50	03/02/22 13:36	1
Beryllium	<0.00027		0.0025	0.00027	mg/L		03/01/22 09:50	03/02/22 13:36	1
Boron	<0.060		0.080	0.060	mg/L		03/01/22 09:50	03/02/22 13:36	1
Cadmium	<0.00022		0.0025	0.00022	mg/L		03/01/22 09:50	03/02/22 13:36	1
Calcium	9.1		0.50	0.13	mg/L		03/01/22 09:50	03/02/22 13:36	1
Chromium	0.0025		0.0020	0.0015	mg/L		03/01/22 09:50	03/02/22 13:36	1
Cobalt	<0.00026		0.0025	0.00026	mg/L		03/01/22 09:50	03/02/22 13:36	1
Copper	<0.0011		0.0020	0.0011	mg/L		03/01/22 09:50	03/02/22 13:36	1
Lead	0.00026	J	0.0010	0.00017	mg/L		03/01/22 09:50	03/02/22 13:36	1
Nickel	0.0010		0.0010	0.00052	mg/L		03/01/22 09:50	03/02/22 13:36	1
Selenium	<0.00074		0.0050	0.00074	mg/L		03/01/22 09:50	03/02/22 13:36	1
Silver	<0.00022		0.0010	0.00022	mg/L		03/01/22 09:50	03/02/22 13:36	1
Thallium	<0.00047		0.0010	0.00047	mg/L		03/01/22 09:50	03/02/22 13:36	1
Vanadium	0.0025		0.0010	0.00078	mg/L		03/01/22 09:50	03/02/22 13:36	1
Zinc	<0.0029		0.0050	0.0029	mg/L		03/01/22 09:50	03/02/22 13:36	1

General Chemistry

Analyte	Result	Qualifier	RL	MDL	Unit	D	Prepared	Analyzed	Dil Fac
Total Dissolved Solids	54		10	10	mg/L			02/28/22 17:34	1

Method: Field Sampling - Field Sampling

Analyte	Result	Qualifier	RL	MDL	Unit	D	Prepared	Analyzed	Dil Fac
pH	6.20				SU			02/23/22 10:10	1

Client Sample Results

Client: Southern Company
 Project/Site: Plant McIntosh Landfill #4

Job ID: 180-134224-1

Client Sample ID: GWC-19

Lab Sample ID: 180-134312-8

Date Collected: 02/23/22 16:25

Matrix: Water

Date Received: 02/26/22 10:00

Method: EPA 300.0 R2.1 - Anions, Ion Chromatography

Analyte	Result	Qualifier	RL	MDL	Unit	D	Prepared	Analyzed	Dil Fac
Chloride	5.8		1.0	0.71	mg/L			03/04/22 23:53	1
Fluoride	0.11		0.10	0.026	mg/L			03/04/22 23:53	1
Sulfate	3.1		1.0	0.76	mg/L			03/04/22 23:53	1

Method: EPA 6020B - Metals (ICP/MS) - Total Recoverable

Analyte	Result	Qualifier	RL	MDL	Unit	D	Prepared	Analyzed	Dil Fac
Antimony	<0.00051		0.0020	0.00051	mg/L		03/01/22 09:50	03/02/22 13:47	1
Arsenic	0.00028	J	0.0010	0.00028	mg/L		03/01/22 09:50	03/02/22 13:47	1
Barium	0.010		0.010	0.0031	mg/L		03/01/22 09:50	03/02/22 13:47	1
Beryllium	0.00031	J	0.0025	0.00027	mg/L		03/01/22 09:50	03/02/22 13:47	1
Boron	<0.060		0.080	0.060	mg/L		03/01/22 09:50	03/02/22 13:47	1
Cadmium	<0.00022		0.0025	0.00022	mg/L		03/01/22 09:50	03/02/22 13:47	1
Calcium	6.3		0.50	0.13	mg/L		03/01/22 09:50	03/02/22 13:47	1
Chromium	0.0016	J	0.0020	0.0015	mg/L		03/01/22 09:50	03/02/22 13:47	1
Cobalt	<0.00026		0.0025	0.00026	mg/L		03/01/22 09:50	03/02/22 13:47	1
Copper	<0.0011		0.0020	0.0011	mg/L		03/01/22 09:50	03/02/22 13:47	1
Lead	<0.00017		0.0010	0.00017	mg/L		03/01/22 09:50	03/02/22 13:47	1
Nickel	0.0011		0.0010	0.00052	mg/L		03/01/22 09:50	03/02/22 13:47	1
Selenium	<0.00074		0.0050	0.00074	mg/L		03/01/22 09:50	03/02/22 13:47	1
Silver	<0.00022		0.0010	0.00022	mg/L		03/01/22 09:50	03/02/22 13:47	1
Thallium	<0.00047		0.0010	0.00047	mg/L		03/01/22 09:50	03/02/22 13:47	1
Vanadium	0.00088	J	0.0010	0.00078	mg/L		03/01/22 09:50	03/02/22 13:47	1
Zinc	<0.0029		0.0050	0.0029	mg/L		03/01/22 09:50	03/02/22 13:47	1

General Chemistry

Analyte	Result	Qualifier	RL	MDL	Unit	D	Prepared	Analyzed	Dil Fac
Total Dissolved Solids	41		10	10	mg/L			02/28/22 17:34	1

Method: Field Sampling - Field Sampling

Analyte	Result	Qualifier	RL	MDL	Unit	D	Prepared	Analyzed	Dil Fac
pH	5.63				SU			02/23/22 16:25	1

Client Sample Results

Client: Southern Company
 Project/Site: Plant McIntosh Landfill #4

Job ID: 180-134224-1

Client Sample ID: GWC-21

Lab Sample ID: 180-134312-9

Date Collected: 02/23/22 16:04

Matrix: Water

Date Received: 02/26/22 10:00

Method: EPA 300.0 R2.1 - Anions, Ion Chromatography

Analyte	Result	Qualifier	RL	MDL	Unit	D	Prepared	Analyzed	Dil Fac
Chloride	7.3		1.0	0.71	mg/L			03/05/22 00:07	1
Fluoride	0.037	J	0.10	0.026	mg/L			03/05/22 00:07	1
Sulfate	1.0		1.0	0.76	mg/L			03/05/22 00:07	1

Method: EPA 6020B - Metals (ICP/MS) - Total Recoverable

Analyte	Result	Qualifier	RL	MDL	Unit	D	Prepared	Analyzed	Dil Fac
Antimony	<0.00051		0.0020	0.00051	mg/L		03/01/22 09:50	03/02/22 13:51	1
Arsenic	<0.00028		0.0010	0.00028	mg/L		03/01/22 09:50	03/02/22 13:51	1
Barium	0.020		0.010	0.0031	mg/L		03/01/22 09:50	03/02/22 13:51	1
Beryllium	<0.00027		0.0025	0.00027	mg/L		03/01/22 09:50	03/02/22 13:51	1
Boron	<0.060		0.080	0.060	mg/L		03/01/22 09:50	03/02/22 13:51	1
Cadmium	<0.00022		0.0025	0.00022	mg/L		03/01/22 09:50	03/02/22 13:51	1
Calcium	1.1		0.50	0.13	mg/L		03/01/22 09:50	03/02/22 13:51	1
Chromium	<0.0015		0.0020	0.0015	mg/L		03/01/22 09:50	03/02/22 13:51	1
Cobalt	0.00079	J	0.0025	0.00026	mg/L		03/01/22 09:50	03/02/22 13:51	1
Copper	<0.0011		0.0020	0.0011	mg/L		03/01/22 09:50	03/02/22 13:51	1
Lead	<0.00017		0.0010	0.00017	mg/L		03/01/22 09:50	03/02/22 13:51	1
Nickel	0.00071	J	0.0010	0.00052	mg/L		03/01/22 09:50	03/02/22 13:51	1
Selenium	<0.00074		0.0050	0.00074	mg/L		03/01/22 09:50	03/02/22 13:51	1
Silver	<0.00022		0.0010	0.00022	mg/L		03/01/22 09:50	03/02/22 13:51	1
Thallium	<0.00047		0.0010	0.00047	mg/L		03/01/22 09:50	03/02/22 13:51	1
Vanadium	<0.00078		0.0010	0.00078	mg/L		03/01/22 09:50	03/02/22 13:51	1
Zinc	0.0040	J ^2	0.0050	0.0029	mg/L		03/01/22 09:50	03/02/22 13:51	1

General Chemistry

Analyte	Result	Qualifier	RL	MDL	Unit	D	Prepared	Analyzed	Dil Fac
Total Dissolved Solids	26		10	10	mg/L			02/28/22 17:34	1

Method: Field Sampling - Field Sampling

Analyte	Result	Qualifier	RL	MDL	Unit	D	Prepared	Analyzed	Dil Fac
pH	4.87				SU			02/23/22 16:04	1

Client Sample Results

Client: Southern Company
Project/Site: Plant McIntosh Landfill #4

Job ID: 180-134224-1

Client Sample ID: GWC-23

Lab Sample ID: 180-134312-10

Date Collected: 02/23/22 14:17

Matrix: Water

Date Received: 02/26/22 10:00

Method: EPA 300.0 R2.1 - Anions, Ion Chromatography

Analyte	Result	Qualifier	RL	MDL	Unit	D	Prepared	Analyzed	Dil Fac
Chloride	5.2		1.0	0.71	mg/L			03/05/22 00:20	1
Fluoride	0.030	J	0.10	0.026	mg/L			03/05/22 00:20	1
Sulfate	2.4		1.0	0.76	mg/L			03/05/22 00:20	1

Method: EPA 6020B - Metals (ICP/MS) - Total Recoverable

Analyte	Result	Qualifier	RL	MDL	Unit	D	Prepared	Analyzed	Dil Fac
Antimony	<0.00051		0.0020	0.00051	mg/L		03/01/22 09:50	03/02/22 13:55	1
Arsenic	<0.00028		0.0010	0.00028	mg/L		03/01/22 09:50	03/02/22 13:55	1
Barium	0.024		0.010	0.0031	mg/L		03/01/22 09:50	03/02/22 13:55	1
Beryllium	<0.00027		0.0025	0.00027	mg/L		03/01/22 09:50	03/02/22 13:55	1
Boron	<0.060		0.080	0.060	mg/L		03/01/22 09:50	03/02/22 13:55	1
Cadmium	<0.00022		0.0025	0.00022	mg/L		03/01/22 09:50	03/02/22 13:55	1
Calcium	0.92		0.50	0.13	mg/L		03/01/22 09:50	03/02/22 13:55	1
Chromium	0.0028		0.0020	0.0015	mg/L		03/01/22 09:50	03/02/22 13:55	1
Cobalt	0.0026		0.0025	0.00026	mg/L		03/01/22 09:50	03/02/22 13:55	1
Copper	<0.0011		0.0020	0.0011	mg/L		03/01/22 09:50	03/02/22 13:55	1
Lead	<0.00017		0.0010	0.00017	mg/L		03/01/22 09:50	03/02/22 13:55	1
Nickel	0.0013		0.0010	0.00052	mg/L		03/01/22 09:50	03/02/22 13:55	1
Selenium	<0.00074		0.0050	0.00074	mg/L		03/01/22 09:50	03/02/22 13:55	1
Silver	<0.00022		0.0010	0.00022	mg/L		03/01/22 09:50	03/02/22 13:55	1
Thallium	<0.00047		0.0010	0.00047	mg/L		03/01/22 09:50	03/02/22 13:55	1
Vanadium	<0.00078		0.0010	0.00078	mg/L		03/01/22 09:50	03/02/22 13:55	1
Zinc	0.017		0.0050	0.0029	mg/L		03/01/22 09:50	03/03/22 12:16	1

General Chemistry

Analyte	Result	Qualifier	RL	MDL	Unit	D	Prepared	Analyzed	Dil Fac
Total Dissolved Solids	23		10	10	mg/L			02/28/22 17:34	1

Method: Field Sampling - Field Sampling

Analyte	Result	Qualifier	RL	MDL	Unit	D	Prepared	Analyzed	Dil Fac
pH	5.11				SU			02/23/22 14:17	1

Client Sample Results

Client: Southern Company
 Project/Site: Plant McIntosh Landfill #4

Job ID: 180-134224-1

Client Sample ID: DUP-2

Lab Sample ID: 180-134312-11

Date Collected: 02/23/22 00:01

Matrix: Water

Date Received: 02/26/22 10:00

Method: EPA 300.0 R2.1 - Anions, Ion Chromatography

Analyte	Result	Qualifier	RL	MDL	Unit	D	Prepared	Analyzed	Dil Fac
Chloride	6.4	F1	1.0	0.71	mg/L			03/05/22 03:18	1
Fluoride	0.13	F1	0.10	0.026	mg/L			03/05/22 03:18	1
Sulfate	3.4	F1	1.0	0.76	mg/L			03/05/22 03:18	1

Method: EPA 6020B - Metals (ICP/MS) - Total Recoverable

Analyte	Result	Qualifier	RL	MDL	Unit	D	Prepared	Analyzed	Dil Fac
Antimony	<0.00051		0.0020	0.00051	mg/L		03/01/22 09:50	03/02/22 13:58	1
Arsenic	0.00046	J	0.0010	0.00028	mg/L		03/01/22 09:50	03/02/22 13:58	1
Barium	0.018		0.010	0.0031	mg/L		03/01/22 09:50	03/02/22 13:58	1
Beryllium	<0.00027		0.0025	0.00027	mg/L		03/01/22 09:50	03/02/22 13:58	1
Boron	<0.060		0.080	0.060	mg/L		03/01/22 09:50	03/02/22 13:58	1
Cadmium	<0.00022		0.0025	0.00022	mg/L		03/01/22 09:50	03/02/22 13:58	1
Calcium	21		0.50	0.13	mg/L		03/01/22 09:50	03/02/22 13:58	1
Chromium	0.0029		0.0020	0.0015	mg/L		03/01/22 09:50	03/02/22 13:58	1
Cobalt	<0.00026		0.0025	0.00026	mg/L		03/01/22 09:50	03/02/22 13:58	1
Copper	<0.0011		0.0020	0.0011	mg/L		03/01/22 09:50	03/02/22 13:58	1
Lead	<0.00017		0.0010	0.00017	mg/L		03/01/22 09:50	03/02/22 13:58	1
Nickel	0.00059	J	0.0010	0.00052	mg/L		03/01/22 09:50	03/02/22 13:58	1
Selenium	<0.00074		0.0050	0.00074	mg/L		03/01/22 09:50	03/02/22 13:58	1
Silver	<0.00022		0.0010	0.00022	mg/L		03/01/22 09:50	03/02/22 13:58	1
Thallium	<0.00047		0.0010	0.00047	mg/L		03/01/22 09:50	03/02/22 13:58	1
Vanadium	0.0012		0.0010	0.00078	mg/L		03/01/22 09:50	03/02/22 13:58	1
Zinc	<0.0029		0.0050	0.0029	mg/L		03/01/22 09:50	03/02/22 13:58	1

General Chemistry

Analyte	Result	Qualifier	RL	MDL	Unit	D	Prepared	Analyzed	Dil Fac
Total Dissolved Solids	130		10	10	mg/L			02/28/22 17:34	1

Client Sample Results

Client: Southern Company
 Project/Site: Plant McIntosh Landfill #4

Job ID: 180-134224-1

Client Sample ID: FB-2

Lab Sample ID: 180-134312-12

Date Collected: 02/23/22 10:53

Matrix: Water

Date Received: 02/26/22 10:00

Method: EPA 300.0 R2.1 - Anions, Ion Chromatography

Analyte	Result	Qualifier	RL	MDL	Unit	D	Prepared	Analyzed	Dil Fac
Chloride	<0.71		1.0	0.71	mg/L			03/05/22 00:34	1
Fluoride	0.031	J	0.10	0.026	mg/L			03/05/22 00:34	1
Sulfate	<0.76		1.0	0.76	mg/L			03/05/22 00:34	1

Method: EPA 6020B - Metals (ICP/MS) - Total Recoverable

Analyte	Result	Qualifier	RL	MDL	Unit	D	Prepared	Analyzed	Dil Fac
Antimony	<0.00051		0.0020	0.00051	mg/L		03/01/22 09:50	03/02/22 14:02	1
Arsenic	<0.00028		0.0010	0.00028	mg/L		03/01/22 09:50	03/02/22 14:02	1
Barium	<0.0031		0.010	0.0031	mg/L		03/01/22 09:50	03/02/22 14:02	1
Beryllium	<0.00027		0.0025	0.00027	mg/L		03/01/22 09:50	03/02/22 14:02	1
Boron	<0.060		0.080	0.060	mg/L		03/01/22 09:50	03/02/22 14:02	1
Cadmium	<0.00022		0.0025	0.00022	mg/L		03/01/22 09:50	03/02/22 14:02	1
Calcium	<0.13		0.50	0.13	mg/L		03/01/22 09:50	03/02/22 14:02	1
Chromium	<0.0015		0.0020	0.0015	mg/L		03/01/22 09:50	03/02/22 14:02	1
Cobalt	<0.00026		0.0025	0.00026	mg/L		03/01/22 09:50	03/02/22 14:02	1
Copper	<0.0011		0.0020	0.0011	mg/L		03/01/22 09:50	03/02/22 14:02	1
Lead	<0.00017		0.0010	0.00017	mg/L		03/01/22 09:50	03/02/22 14:02	1
Nickel	<0.00052		0.0010	0.00052	mg/L		03/01/22 09:50	03/02/22 14:02	1
Selenium	<0.00074		0.0050	0.00074	mg/L		03/01/22 09:50	03/02/22 14:02	1
Silver	<0.00022		0.0010	0.00022	mg/L		03/01/22 09:50	03/02/22 14:02	1
Thallium	<0.00047		0.0010	0.00047	mg/L		03/01/22 09:50	03/02/22 14:02	1
Vanadium	<0.00078		0.0010	0.00078	mg/L		03/01/22 09:50	03/02/22 14:02	1
Zinc	<0.0029		0.0050	0.0029	mg/L		03/01/22 09:50	03/02/22 14:02	1

General Chemistry

Analyte	Result	Qualifier	RL	MDL	Unit	D	Prepared	Analyzed	Dil Fac
Total Dissolved Solids	<10		10	10	mg/L			02/28/22 17:34	1

Client Sample Results

Client: Southern Company
 Project/Site: Plant McIntosh Landfill #4

Job ID: 180-134224-1

Client Sample ID: EB-2

Lab Sample ID: 180-134312-13

Date Collected: 02/23/22 13:45

Matrix: Water

Date Received: 02/26/22 10:00

Method: EPA 300.0 R2.1 - Anions, Ion Chromatography

Analyte	Result	Qualifier	RL	MDL	Unit	D	Prepared	Analyzed	Dil Fac
Chloride	<0.71		1.0	0.71	mg/L			03/05/22 04:26	1
Fluoride	0.053	J	0.10	0.026	mg/L			03/05/22 04:26	1
Sulfate	<0.76		1.0	0.76	mg/L			03/05/22 04:26	1

Method: EPA 6020B - Metals (ICP/MS) - Total Recoverable

Analyte	Result	Qualifier	RL	MDL	Unit	D	Prepared	Analyzed	Dil Fac
Antimony	<0.00051		0.0020	0.00051	mg/L		03/01/22 09:50	03/02/22 14:06	1
Arsenic	<0.00028		0.0010	0.00028	mg/L		03/01/22 09:50	03/02/22 14:06	1
Barium	<0.0031		0.010	0.0031	mg/L		03/01/22 09:50	03/02/22 14:06	1
Beryllium	<0.00027		0.0025	0.00027	mg/L		03/01/22 09:50	03/02/22 14:06	1
Boron	<0.060		0.080	0.060	mg/L		03/01/22 09:50	03/02/22 14:06	1
Cadmium	<0.00022		0.0025	0.00022	mg/L		03/01/22 09:50	03/02/22 14:06	1
Calcium	<0.13		0.50	0.13	mg/L		03/01/22 09:50	03/02/22 14:06	1
Chromium	<0.0015		0.0020	0.0015	mg/L		03/01/22 09:50	03/02/22 14:06	1
Cobalt	<0.00026		0.0025	0.00026	mg/L		03/01/22 09:50	03/02/22 14:06	1
Copper	<0.0011		0.0020	0.0011	mg/L		03/01/22 09:50	03/02/22 14:06	1
Lead	<0.00017		0.0010	0.00017	mg/L		03/01/22 09:50	03/02/22 14:06	1
Nickel	<0.00052		0.0010	0.00052	mg/L		03/01/22 09:50	03/02/22 14:06	1
Selenium	<0.00074		0.0050	0.00074	mg/L		03/01/22 09:50	03/02/22 14:06	1
Silver	<0.00022		0.0010	0.00022	mg/L		03/01/22 09:50	03/02/22 14:06	1
Thallium	<0.00047		0.0010	0.00047	mg/L		03/01/22 09:50	03/02/22 14:06	1
Vanadium	<0.00078		0.0010	0.00078	mg/L		03/01/22 09:50	03/02/22 14:06	1
Zinc	<0.0029		0.0050	0.0029	mg/L		03/01/22 09:50	03/02/22 14:06	1

General Chemistry

Analyte	Result	Qualifier	RL	MDL	Unit	D	Prepared	Analyzed	Dil Fac
Total Dissolved Solids	<10		10	10	mg/L			02/28/22 17:34	1

QC Sample Results

Client: Southern Company
 Project/Site: Plant McIntosh Landfill #4

Job ID: 180-134224-1

Method: EPA 300.0 R2.1 - Anions, Ion Chromatography

Lab Sample ID: MB 180-389895/7
Matrix: Water
Analysis Batch: 389895

Client Sample ID: Method Blank
Prep Type: Total/NA

Analyte	MB Result	MB Qualifier	RL	MDL	Unit	D	Prepared	Analyzed	Dil Fac
Chloride	<0.71		1.0	0.71	mg/L			03/01/22 12:32	1
Fluoride	<0.026		0.10	0.026	mg/L			03/01/22 12:32	1
Sulfate	<0.76		1.0	0.76	mg/L			03/01/22 12:32	1

Lab Sample ID: LCS 180-389895/6
Matrix: Water
Analysis Batch: 389895

Client Sample ID: Lab Control Sample
Prep Type: Total/NA

Analyte	Spike Added	LCS Result	LCS Qualifier	Unit	D	%Rec	%Rec. Limits
Chloride	50.0	49.8		mg/L		100	90 - 110
Fluoride	2.50	2.52		mg/L		101	90 - 110
Sulfate	50.0	50.6		mg/L		101	90 - 110

Lab Sample ID: 180-134224-1 MS
Matrix: Water
Analysis Batch: 389895

Client Sample ID: GWA-2
Prep Type: Total/NA

Analyte	Sample Result	Sample Qualifier	Spike Added	MS Result	MS Qualifier	Unit	D	%Rec	%Rec. Limits
Chloride	4.6		50.0	52.9		mg/L		97	90 - 110
Fluoride	<0.026		2.50	2.44		mg/L		98	90 - 110
Sulfate	<0.76		50.0	49.4		mg/L		99	90 - 110

Lab Sample ID: 180-134224-1 MSD
Matrix: Water
Analysis Batch: 389895

Client Sample ID: GWA-2
Prep Type: Total/NA

Analyte	Sample Result	Sample Qualifier	Spike Added	MSD Result	MSD Qualifier	Unit	D	%Rec	%Rec. Limits	RPD	RPD Limit
Chloride	4.6		50.0	53.2		mg/L		97	90 - 110	1	20
Fluoride	<0.026		2.50	2.46		mg/L		99	90 - 110	1	20
Sulfate	<0.76		50.0	49.9		mg/L		100	90 - 110	1	20

Lab Sample ID: 180-134224-9 MS
Matrix: Water
Analysis Batch: 389895

Client Sample ID: DUP-1
Prep Type: Total/NA

Analyte	Sample Result	Sample Qualifier	Spike Added	MS Result	MS Qualifier	Unit	D	%Rec	%Rec. Limits
Chloride	3.7		50.0	52.4		mg/L		97	90 - 110
Fluoride	<0.026		2.50	2.45		mg/L		98	90 - 110
Sulfate	<0.76		50.0	49.9		mg/L		100	90 - 110

Lab Sample ID: 180-134224-9 MSD
Matrix: Water
Analysis Batch: 389895

Client Sample ID: DUP-1
Prep Type: Total/NA

Analyte	Sample Result	Sample Qualifier	Spike Added	MSD Result	MSD Qualifier	Unit	D	%Rec	%Rec. Limits	RPD	RPD Limit
Chloride	3.7		50.0	52.5		mg/L		98	90 - 110	0	20
Fluoride	<0.026		2.50	2.46		mg/L		98	90 - 110	0	20
Sulfate	<0.76		50.0	50.2		mg/L		100	90 - 110	0	20

Eurofins Pittsburgh

QC Sample Results

Client: Southern Company
Project/Site: Plant McIntosh Landfill #4

Job ID: 180-134224-1

Method: EPA 300.0 R2.1 - Anions, Ion Chromatography (Continued)

Lab Sample ID: MB 180-390373/50
Matrix: Water
Analysis Batch: 390373

Client Sample ID: Method Blank
Prep Type: Total/NA

Analyte	MB Result	MB Qualifier	RL	MDL	Unit	D	Prepared	Analyzed	Dil Fac
Chloride	<0.71		1.0	0.71	mg/L			03/05/22 03:04	1
Fluoride	<0.026		0.10	0.026	mg/L			03/05/22 03:04	1
Sulfate	<0.76		1.0	0.76	mg/L			03/05/22 03:04	1

Lab Sample ID: MB 180-390373/7
Matrix: Water
Analysis Batch: 390373

Client Sample ID: Method Blank
Prep Type: Total/NA

Analyte	MB Result	MB Qualifier	RL	MDL	Unit	D	Prepared	Analyzed	Dil Fac
Chloride	<0.71		1.0	0.71	mg/L			03/04/22 17:09	1
Fluoride	<0.026		0.10	0.026	mg/L			03/04/22 17:09	1
Sulfate	<0.76		1.0	0.76	mg/L			03/04/22 17:09	1

Lab Sample ID: LCS 180-390373/49
Matrix: Water
Analysis Batch: 390373

Client Sample ID: Lab Control Sample
Prep Type: Total/NA

Analyte	Spike Added	LCS Result	LCS Qualifier	Unit	D	%Rec	%Rec. Limits
Chloride	50.0	50.2		mg/L		100	90 - 110
Fluoride	2.50	2.64		mg/L		105	90 - 110
Sulfate	50.0	50.7		mg/L		101	90 - 110

Lab Sample ID: LCS 180-390373/6
Matrix: Water
Analysis Batch: 390373

Client Sample ID: Lab Control Sample
Prep Type: Total/NA

Analyte	Spike Added	LCS Result	LCS Qualifier	Unit	D	%Rec	%Rec. Limits
Chloride	50.0	49.2		mg/L		98	90 - 110
Fluoride	2.50	2.59		mg/L		103	90 - 110
Sulfate	50.0	49.7		mg/L		99	90 - 110

Lab Sample ID: 180-134312-1 MS
Matrix: Water
Analysis Batch: 390373

Client Sample ID: GWC-1
Prep Type: Total/NA

Analyte	Sample Result	Sample Qualifier	Spike Added	MS Result	MS Qualifier	Unit	D	%Rec	%Rec. Limits
Chloride	5.6		50.0	51.4		mg/L		92	90 - 110
Fluoride	<0.026		2.50	2.37		mg/L		95	90 - 110
Sulfate	1.6		50.0	48.8		mg/L		94	90 - 110

Lab Sample ID: 180-134312-1 MSD
Matrix: Water
Analysis Batch: 390373

Client Sample ID: GWC-1
Prep Type: Total/NA

Analyte	Sample Result	Sample Qualifier	Spike Added	MSD Result	MSD Qualifier	Unit	D	%Rec	%Rec. Limits	RPD	RPD Limit
Chloride	5.6		50.0	57.0		mg/L		103	90 - 110	10	20
Fluoride	<0.026		2.50	2.61		mg/L		104	90 - 110	10	20
Sulfate	1.6		50.0	53.4		mg/L		104	90 - 110	9	20

Eurofins Pittsburgh

QC Sample Results

Client: Southern Company
 Project/Site: Plant McIntosh Landfill #4

Job ID: 180-134224-1

Method: EPA 300.0 R2.1 - Anions, Ion Chromatography (Continued)

Lab Sample ID: 180-134312-11 MS
Matrix: Water
Analysis Batch: 390373

Client Sample ID: DUP-2
Prep Type: Total/NA

Analyte	Sample Result	Sample Qualifier	Spike Added	MS Result	MS Qualifier	Unit	D	%Rec	%Rec. Limits
Chloride	6.4	F1	50.0	63.1	F1	mg/L		113	90 - 110
Fluoride	0.13	F1	2.50	3.00	F1	mg/L		115	90 - 110
Sulfate	3.4	F1	50.0	60.3	F1	mg/L		114	90 - 110

Lab Sample ID: 180-134312-11 MSD
Matrix: Water
Analysis Batch: 390373

Client Sample ID: DUP-2
Prep Type: Total/NA

Analyte	Sample Result	Sample Qualifier	Spike Added	MSD Result	MSD Qualifier	Unit	D	%Rec	%Rec. Limits	RPD	RPD Limit
Chloride	6.4	F1	50.0	60.8		mg/L		109	90 - 110	4	20
Fluoride	0.13	F1	2.50	2.91	F1	mg/L		111	90 - 110	3	20
Sulfate	3.4	F1	50.0	58.0		mg/L		109	90 - 110	4	20

Method: EPA 6020B - Metals (ICP/MS)

Lab Sample ID: MB 180-389897/1-A
Matrix: Water
Analysis Batch: 390197

Client Sample ID: Method Blank
Prep Type: Total Recoverable
Prep Batch: 389897

Analyte	MB Result	MB Qualifier	RL	MDL	Unit	D	Prepared	Analyzed	Dil Fac
Antimony	<0.00051		0.0020	0.00051	mg/L		03/01/22 09:47	03/02/22 14:42	1
Arsenic	<0.00028		0.0010	0.00028	mg/L		03/01/22 09:47	03/02/22 14:42	1
Barium	<0.0031		0.010	0.0031	mg/L		03/01/22 09:47	03/02/22 14:42	1
Beryllium	<0.00027		0.0025	0.00027	mg/L		03/01/22 09:47	03/02/22 14:42	1
Boron	<0.060		0.080	0.060	mg/L		03/01/22 09:47	03/02/22 14:42	1
Cadmium	<0.00022		0.0025	0.00022	mg/L		03/01/22 09:47	03/02/22 14:42	1
Calcium	<0.13		0.50	0.13	mg/L		03/01/22 09:47	03/02/22 14:42	1
Chromium	<0.0015		0.0020	0.0015	mg/L		03/01/22 09:47	03/02/22 14:42	1
Cobalt	<0.00026		0.0025	0.00026	mg/L		03/01/22 09:47	03/02/22 14:42	1
Copper	<0.0011		0.0020	0.0011	mg/L		03/01/22 09:47	03/02/22 14:42	1
Lead	<0.00017		0.0010	0.00017	mg/L		03/01/22 09:47	03/02/22 14:42	1
Nickel	<0.00052		0.0010	0.00052	mg/L		03/01/22 09:47	03/02/22 14:42	1
Selenium	<0.00074		0.0050	0.00074	mg/L		03/01/22 09:47	03/02/22 14:42	1
Silver	<0.00022		0.0010	0.00022	mg/L		03/01/22 09:47	03/02/22 14:42	1
Thallium	<0.00047		0.0010	0.00047	mg/L		03/01/22 09:47	03/02/22 14:42	1
Vanadium	<0.00078		0.0010	0.00078	mg/L		03/01/22 09:47	03/02/22 14:42	1
Zinc	<0.0029		0.0050	0.0029	mg/L		03/01/22 09:47	03/02/22 14:42	1

Lab Sample ID: LCS 180-389897/2-A
Matrix: Water
Analysis Batch: 390197

Client Sample ID: Lab Control Sample
Prep Type: Total Recoverable
Prep Batch: 389897

Analyte	Spike Added	LCS Result	LCS Qualifier	Unit	D	%Rec	%Rec. Limits
Antimony	0.250	0.245		mg/L		98	80 - 120
Arsenic	1.00	0.938		mg/L		94	80 - 120
Barium	1.00	0.963		mg/L		96	80 - 120
Beryllium	0.500	0.505		mg/L		101	80 - 120
Boron	1.25	1.18		mg/L		95	80 - 120
Cadmium	0.500	0.492		mg/L		98	80 - 120

Eurofins Pittsburgh

QC Sample Results

Client: Southern Company
Project/Site: Plant McIntosh Landfill #4

Job ID: 180-134224-1

Method: EPA 6020B - Metals (ICP/MS) (Continued)

Lab Sample ID: LCS 180-389897/2-A
Matrix: Water
Analysis Batch: 390197

Client Sample ID: Lab Control Sample
Prep Type: Total Recoverable
Prep Batch: 389897

Analyte	Spike Added	LCS Result	LCS Qualifier	Unit	D	%Rec	%Rec. Limits
Calcium	25.0	25.3		mg/L		101	80 - 120
Chromium	0.500	0.492		mg/L		98	80 - 120
Cobalt	0.500	0.482		mg/L		96	80 - 120
Copper	0.500	0.472		mg/L		94	80 - 120
Lead	0.500	0.494		mg/L		99	80 - 120
Nickel	0.500	0.489		mg/L		98	80 - 120
Selenium	1.00	0.970		mg/L		97	80 - 120
Silver	0.250	0.241		mg/L		96	80 - 120
Thallium	1.00	1.03		mg/L		103	80 - 120
Vanadium	0.500	0.490		mg/L		98	80 - 120
Zinc	0.250	0.242		mg/L		97	80 - 120

Lab Sample ID: MB 180-389898/1-A
Matrix: Water
Analysis Batch: 390197

Client Sample ID: Method Blank
Prep Type: Total Recoverable
Prep Batch: 389898

Analyte	MB Result	MB Qualifier	RL	MDL	Unit	D	Prepared	Analyzed	Dil Fac
Antimony	0.000563	J	0.0020	0.00051	mg/L		03/01/22 09:50	03/02/22 12:35	1
Arsenic	<0.00028		0.0010	0.00028	mg/L		03/01/22 09:50	03/02/22 12:35	1
Barium	<0.0031		0.010	0.0031	mg/L		03/01/22 09:50	03/02/22 12:35	1
Beryllium	<0.00027		0.0025	0.00027	mg/L		03/01/22 09:50	03/02/22 12:35	1
Boron	<0.060		0.080	0.060	mg/L		03/01/22 09:50	03/02/22 12:35	1
Cadmium	<0.00022		0.0025	0.00022	mg/L		03/01/22 09:50	03/02/22 12:35	1
Calcium	<0.13		0.50	0.13	mg/L		03/01/22 09:50	03/02/22 12:35	1
Chromium	<0.0015		0.0020	0.0015	mg/L		03/01/22 09:50	03/02/22 12:35	1
Cobalt	<0.00026		0.0025	0.00026	mg/L		03/01/22 09:50	03/02/22 12:35	1
Copper	<0.0011		0.0020	0.0011	mg/L		03/01/22 09:50	03/02/22 12:35	1
Lead	<0.00017		0.0010	0.00017	mg/L		03/01/22 09:50	03/02/22 12:35	1
Nickel	<0.00052		0.0010	0.00052	mg/L		03/01/22 09:50	03/02/22 12:35	1
Selenium	<0.00074		0.0050	0.00074	mg/L		03/01/22 09:50	03/02/22 12:35	1
Silver	<0.00022		0.0010	0.00022	mg/L		03/01/22 09:50	03/02/22 12:35	1
Thallium	<0.00047		0.0010	0.00047	mg/L		03/01/22 09:50	03/02/22 12:35	1
Vanadium	<0.00078		0.0010	0.00078	mg/L		03/01/22 09:50	03/02/22 12:35	1
Zinc	<0.0029		0.0050	0.0029	mg/L		03/01/22 09:50	03/02/22 12:35	1

Lab Sample ID: LCS 180-389898/2-A
Matrix: Water
Analysis Batch: 390197

Client Sample ID: Lab Control Sample
Prep Type: Total Recoverable
Prep Batch: 389898

Analyte	Spike Added	LCS Result	LCS Qualifier	Unit	D	%Rec	%Rec. Limits
Antimony	0.250	0.246		mg/L		98	80 - 120
Arsenic	1.00	0.964		mg/L		96	80 - 120
Barium	1.00	0.981		mg/L		98	80 - 120
Beryllium	0.500	0.513		mg/L		103	80 - 120
Boron	1.25	1.16		mg/L		93	80 - 120
Cadmium	0.500	0.495		mg/L		99	80 - 120
Calcium	25.0	25.5		mg/L		102	80 - 120
Chromium	0.500	0.489		mg/L		98	80 - 120
Cobalt	0.500	0.490		mg/L		98	80 - 120

Eurofins Pittsburgh

QC Sample Results

Client: Southern Company
Project/Site: Plant McIntosh Landfill #4

Job ID: 180-134224-1

Method: EPA 6020B - Metals (ICP/MS) (Continued)

Lab Sample ID: LCS 180-389898/2-A
Matrix: Water
Analysis Batch: 390197

Client Sample ID: Lab Control Sample
Prep Type: Total Recoverable
Prep Batch: 389898

Analyte	Spike Added	LCS Result	LCS Qualifier	Unit	D	%Rec	%Rec. Limits
Copper	0.500	0.474		mg/L		95	80 - 120
Lead	0.500	0.495		mg/L		99	80 - 120
Nickel	0.500	0.495		mg/L		99	80 - 120
Selenium	1.00	0.974		mg/L		97	80 - 120
Silver	0.250	0.240		mg/L		96	80 - 120
Thallium	1.00	1.03		mg/L		103	80 - 120
Vanadium	0.500	0.489		mg/L		98	80 - 120
Zinc	0.250	0.244		mg/L		97	80 - 120

Lab Sample ID: 180-134312-1 MS
Matrix: Water
Analysis Batch: 390197

Client Sample ID: GWC-1
Prep Type: Total Recoverable
Prep Batch: 389898

Analyte	Sample Result	Sample Qualifier	Spike Added	MS Result	MS Qualifier	Unit	D	%Rec	%Rec. Limits
Antimony	<0.00051		0.250	0.250		mg/L		100	75 - 125
Arsenic	<0.00028		1.00	0.947		mg/L		95	75 - 125
Barium	0.039		1.00	1.01		mg/L		97	75 - 125
Beryllium	<0.00027		0.500	0.515		mg/L		103	75 - 125
Boron	<0.060		1.25	1.21		mg/L		97	75 - 125
Cadmium	<0.00022		0.500	0.496		mg/L		99	75 - 125
Calcium	1.4		25.0	26.7		mg/L		101	75 - 125
Chromium	<0.0015		0.500	0.497		mg/L		99	75 - 125
Cobalt	0.0017 J		0.500	0.486		mg/L		97	75 - 125
Copper	<0.0011		0.500	0.474		mg/L		95	75 - 125
Lead	<0.00017		0.500	0.497		mg/L		99	75 - 125
Nickel	0.0012		0.500	0.492		mg/L		98	75 - 125
Selenium	<0.00074		1.00	0.970		mg/L		97	75 - 125
Silver	<0.00022		0.250	0.242		mg/L		97	75 - 125
Thallium	<0.00047		1.00	1.04		mg/L		104	75 - 125
Vanadium	<0.00078		0.500	0.495		mg/L		99	75 - 125
Zinc	<0.0029		0.250	0.244		mg/L		98	75 - 125

Lab Sample ID: 180-134312-1 MSD
Matrix: Water
Analysis Batch: 390197

Client Sample ID: GWC-1
Prep Type: Total Recoverable
Prep Batch: 389898

Analyte	Sample Result	Sample Qualifier	Spike Added	MSD Result	MSD Qualifier	Unit	D	%Rec	%Rec. Limits	RPD	RPD Limit
Antimony	<0.00051		0.250	0.245		mg/L		98	75 - 125	2	20
Arsenic	<0.00028		1.00	0.940		mg/L		94	75 - 125	1	20
Barium	0.039		1.00	0.997		mg/L		96	75 - 125	1	20
Beryllium	<0.00027		0.500	0.507		mg/L		101	75 - 125	2	20
Boron	<0.060		1.25	1.23		mg/L		99	75 - 125	2	20
Cadmium	<0.00022		0.500	0.490		mg/L		98	75 - 125	1	20
Calcium	1.4		25.0	26.6		mg/L		101	75 - 125	0	20
Chromium	<0.0015		0.500	0.482		mg/L		96	75 - 125	3	20
Cobalt	0.0017 J		0.500	0.480		mg/L		96	75 - 125	1	20
Copper	<0.0011		0.500	0.468		mg/L		94	75 - 125	1	20
Lead	<0.00017		0.500	0.488		mg/L		98	75 - 125	2	20
Nickel	0.0012		0.500	0.485		mg/L		97	75 - 125	1	20

Eurofins Pittsburgh

QC Sample Results

Client: Southern Company
Project/Site: Plant McIntosh Landfill #4

Job ID: 180-134224-1

Method: EPA 6020B - Metals (ICP/MS) (Continued)

Lab Sample ID: 180-134312-1 MSD
Matrix: Water
Analysis Batch: 390197

Client Sample ID: GWC-1
Prep Type: Total Recoverable
Prep Batch: 389898

Analyte	Sample Result	Sample Qualifier	Spike Added	MSD Result	MSD Qualifier	Unit	D	%Rec	%Rec. Limits	RPD	RPD Limit
Selenium	<0.00074		1.00	0.959		mg/L		96	75 - 125	1	20
Silver	<0.00022		0.250	0.242		mg/L		97	75 - 125	0	20
Thallium	<0.00047		1.00	1.02		mg/L		102	75 - 125	2	20
Vanadium	<0.00078		0.500	0.480		mg/L		96	75 - 125	3	20
Zinc	<0.0029		0.250	0.243		mg/L		97	75 - 125	0	20

Method: SM 2540C - Solids, Total Dissolved (TDS)

Lab Sample ID: MB 180-389840/2
Matrix: Water
Analysis Batch: 389840

Client Sample ID: Method Blank
Prep Type: Total/NA

Analyte	MB Result	MB Qualifier	RL	MDL	Unit	D	Prepared	Analyzed	Dil Fac
Total Dissolved Solids	<10		10	10	mg/L			02/28/22 17:18	1

Lab Sample ID: LCS 180-389840/1
Matrix: Water
Analysis Batch: 389840

Client Sample ID: Lab Control Sample
Prep Type: Total/NA

Analyte	Spike Added	LCS Result	LCS Qualifier	Unit	D	%Rec	%Rec. Limits
Total Dissolved Solids	469	468		mg/L		100	85 - 115

Lab Sample ID: 180-134224-1 DU
Matrix: Water
Analysis Batch: 389840

Client Sample ID: GWA-2
Prep Type: Total/NA

Analyte	Sample Result	Sample Qualifier	DU Result	DU Qualifier	Unit	D	RPD	RPD Limit
Total Dissolved Solids	27		25.0		mg/L		8	10

Lab Sample ID: MB 180-389842/2
Matrix: Water
Analysis Batch: 389842

Client Sample ID: Method Blank
Prep Type: Total/NA

Analyte	MB Result	MB Qualifier	RL	MDL	Unit	D	Prepared	Analyzed	Dil Fac
Total Dissolved Solids	<10		10	10	mg/L			02/28/22 17:28	1

Lab Sample ID: LCS 180-389842/1
Matrix: Water
Analysis Batch: 389842

Client Sample ID: Lab Control Sample
Prep Type: Total/NA

Analyte	Spike Added	LCS Result	LCS Qualifier	Unit	D	%Rec	%Rec. Limits
Total Dissolved Solids	469	456		mg/L		97	85 - 115

Lab Sample ID: 180-134224-11 DU
Matrix: Water
Analysis Batch: 389842

Client Sample ID: EB-1
Prep Type: Total/NA

Analyte	Sample Result	Sample Qualifier	DU Result	DU Qualifier	Unit	D	RPD	RPD Limit
Total Dissolved Solids	<10		<10		mg/L		NC	10

Eurofins Pittsburgh

QC Sample Results

Client: Southern Company
 Project/Site: Plant McIntosh Landfill #4

Job ID: 180-134224-1

Method: SM 2540C - Solids, Total Dissolved (TDS) (Continued)

Lab Sample ID: MB 180-389843/2
Matrix: Water
Analysis Batch: 389843

Client Sample ID: Method Blank
Prep Type: Total/NA

Analyte	MB Result	MB Qualifier	RL	MDL	Unit	D	Prepared	Analyzed	Dil Fac
Total Dissolved Solids	<10		10	10	mg/L			02/28/22 17:34	1

Lab Sample ID: LCS 180-389843/1
Matrix: Water
Analysis Batch: 389843

Client Sample ID: Lab Control Sample
Prep Type: Total/NA

Analyte	Spike Added	LCS Result	LCS Qualifier	Unit	D	%Rec	%Rec. Limits
Total Dissolved Solids	469	454		mg/L		97	85 - 115

Lab Sample ID: 180-134312-9 DU
Matrix: Water
Analysis Batch: 389843

Client Sample ID: GWC-21
Prep Type: Total/NA

Analyte	Sample Result	Sample Qualifier	DU Result	DU Qualifier	Unit	D	RPD	RPD Limit
Total Dissolved Solids	26		25.0		mg/L		4	10

QC Association Summary

Client: Southern Company
Project/Site: Plant McIntosh Landfill #4

Job ID: 180-134224-1

HPLC/IC

Analysis Batch: 389895

Lab Sample ID	Client Sample ID	Prep Type	Matrix	Method	Prep Batch
180-134224-1	GWA-2	Total/NA	Water	EPA 300.0 R2.1	
180-134224-2	GWA-3	Total/NA	Water	EPA 300.0 R2.1	
180-134224-3	GWA-13	Total/NA	Water	EPA 300.0 R2.1	
180-134224-4	GWA-14	Total/NA	Water	EPA 300.0 R2.1	
180-134224-5	GWA-16	Total/NA	Water	EPA 300.0 R2.1	
180-134224-6	GWC-15	Total/NA	Water	EPA 300.0 R2.1	
180-134224-7	GWC-17	Total/NA	Water	EPA 300.0 R2.1	
180-134224-8	GWC-20	Total/NA	Water	EPA 300.0 R2.1	
180-134224-9	DUP-1	Total/NA	Water	EPA 300.0 R2.1	
180-134224-10	FB-1	Total/NA	Water	EPA 300.0 R2.1	
180-134224-11	EB-1	Total/NA	Water	EPA 300.0 R2.1	
180-134224-12	GWC-5	Total/NA	Water	EPA 300.0 R2.1	
MB 180-389895/7	Method Blank	Total/NA	Water	EPA 300.0 R2.1	
LCS 180-389895/6	Lab Control Sample	Total/NA	Water	EPA 300.0 R2.1	
180-134224-1 MS	GWA-2	Total/NA	Water	EPA 300.0 R2.1	
180-134224-1 MSD	GWA-2	Total/NA	Water	EPA 300.0 R2.1	
180-134224-9 MS	DUP-1	Total/NA	Water	EPA 300.0 R2.1	
180-134224-9 MSD	DUP-1	Total/NA	Water	EPA 300.0 R2.1	

Analysis Batch: 390373

Lab Sample ID	Client Sample ID	Prep Type	Matrix	Method	Prep Batch
180-134312-1	GWC-1	Total/NA	Water	EPA 300.0 R2.1	
180-134312-2	GWC-4A	Total/NA	Water	EPA 300.0 R2.1	
180-134312-3	GWC-9	Total/NA	Water	EPA 300.0 R2.1	
180-134312-4	GWC-10	Total/NA	Water	EPA 300.0 R2.1	
180-134312-5	GWC-11	Total/NA	Water	EPA 300.0 R2.1	
180-134312-6	GWC-12	Total/NA	Water	EPA 300.0 R2.1	
180-134312-7	GWC-18	Total/NA	Water	EPA 300.0 R2.1	
180-134312-8	GWC-19	Total/NA	Water	EPA 300.0 R2.1	
180-134312-9	GWC-21	Total/NA	Water	EPA 300.0 R2.1	
180-134312-10	GWC-23	Total/NA	Water	EPA 300.0 R2.1	
180-134312-11	DUP-2	Total/NA	Water	EPA 300.0 R2.1	
180-134312-12	FB-2	Total/NA	Water	EPA 300.0 R2.1	
180-134312-13	EB-2	Total/NA	Water	EPA 300.0 R2.1	
MB 180-390373/50	Method Blank	Total/NA	Water	EPA 300.0 R2.1	
MB 180-390373/7	Method Blank	Total/NA	Water	EPA 300.0 R2.1	
LCS 180-390373/49	Lab Control Sample	Total/NA	Water	EPA 300.0 R2.1	
LCS 180-390373/6	Lab Control Sample	Total/NA	Water	EPA 300.0 R2.1	
180-134312-1 MS	GWC-1	Total/NA	Water	EPA 300.0 R2.1	
180-134312-1 MSD	GWC-1	Total/NA	Water	EPA 300.0 R2.1	
180-134312-11 MS	DUP-2	Total/NA	Water	EPA 300.0 R2.1	
180-134312-11 MSD	DUP-2	Total/NA	Water	EPA 300.0 R2.1	

Metals

Prep Batch: 389897

Lab Sample ID	Client Sample ID	Prep Type	Matrix	Method	Prep Batch
180-134224-1	GWA-2	Total Recoverable	Water	3005A	
180-134224-2	GWA-3	Total Recoverable	Water	3005A	
180-134224-3	GWA-13	Total Recoverable	Water	3005A	
180-134224-4	GWA-14	Total Recoverable	Water	3005A	

Eurofins Pittsburgh

QC Association Summary

Client: Southern Company
 Project/Site: Plant McIntosh Landfill #4

Job ID: 180-134224-1

Metals (Continued)

Prep Batch: 389897 (Continued)

Lab Sample ID	Client Sample ID	Prep Type	Matrix	Method	Prep Batch
180-134224-5	GWA-16	Total Recoverable	Water	3005A	
180-134224-6	GWC-15	Total Recoverable	Water	3005A	
180-134224-7	GWC-17	Total Recoverable	Water	3005A	
180-134224-8	GWC-20	Total Recoverable	Water	3005A	
180-134224-9	DUP-1	Total Recoverable	Water	3005A	
180-134224-10	FB-1	Total Recoverable	Water	3005A	
180-134224-11	EB-1	Total Recoverable	Water	3005A	
180-134224-12	GWC-5	Total Recoverable	Water	3005A	
MB 180-389897/1-A	Method Blank	Total Recoverable	Water	3005A	
LCS 180-389897/2-A	Lab Control Sample	Total Recoverable	Water	3005A	

Prep Batch: 389898

Lab Sample ID	Client Sample ID	Prep Type	Matrix	Method	Prep Batch
180-134312-1	GWC-1	Total Recoverable	Water	3005A	
180-134312-2	GWC-4A	Total Recoverable	Water	3005A	
180-134312-3	GWC-9	Total Recoverable	Water	3005A	
180-134312-4	GWC-10	Total Recoverable	Water	3005A	
180-134312-5	GWC-11	Total Recoverable	Water	3005A	
180-134312-6	GWC-12	Total Recoverable	Water	3005A	
180-134312-7	GWC-18	Total Recoverable	Water	3005A	
180-134312-8	GWC-19	Total Recoverable	Water	3005A	
180-134312-9	GWC-21	Total Recoverable	Water	3005A	
180-134312-10	GWC-23	Total Recoverable	Water	3005A	
180-134312-11	DUP-2	Total Recoverable	Water	3005A	
180-134312-12	FB-2	Total Recoverable	Water	3005A	
180-134312-13	EB-2	Total Recoverable	Water	3005A	
MB 180-389898/1-A	Method Blank	Total Recoverable	Water	3005A	
LCS 180-389898/2-A	Lab Control Sample	Total Recoverable	Water	3005A	
180-134312-1 MS	GWC-1	Total Recoverable	Water	3005A	
180-134312-1 MSD	GWC-1	Total Recoverable	Water	3005A	

Analysis Batch: 390197

Lab Sample ID	Client Sample ID	Prep Type	Matrix	Method	Prep Batch
180-134224-1	GWA-2	Total Recoverable	Water	EPA 6020B	389897
180-134224-2	GWA-3	Total Recoverable	Water	EPA 6020B	389897
180-134224-3	GWA-13	Total Recoverable	Water	EPA 6020B	389897
180-134224-4	GWA-14	Total Recoverable	Water	EPA 6020B	389897
180-134224-5	GWA-16	Total Recoverable	Water	EPA 6020B	389897
180-134224-6	GWC-15	Total Recoverable	Water	EPA 6020B	389897
180-134224-7	GWC-17	Total Recoverable	Water	EPA 6020B	389897
180-134224-8	GWC-20	Total Recoverable	Water	EPA 6020B	389897
180-134224-9	DUP-1	Total Recoverable	Water	EPA 6020B	389897
180-134224-10	FB-1	Total Recoverable	Water	EPA 6020B	389897
180-134224-11	EB-1	Total Recoverable	Water	EPA 6020B	389897
180-134224-12	GWC-5	Total Recoverable	Water	EPA 6020B	389897
180-134312-1	GWC-1	Total Recoverable	Water	EPA 6020B	389898
180-134312-2	GWC-4A	Total Recoverable	Water	EPA 6020B	389898
180-134312-3	GWC-9	Total Recoverable	Water	EPA 6020B	389898
180-134312-4	GWC-10	Total Recoverable	Water	EPA 6020B	389898
180-134312-5	GWC-11	Total Recoverable	Water	EPA 6020B	389898
180-134312-6	GWC-12	Total Recoverable	Water	EPA 6020B	389898

Eurofins Pittsburgh

QC Association Summary

Client: Southern Company
Project/Site: Plant McIntosh Landfill #4

Job ID: 180-134224-1

Metals (Continued)

Analysis Batch: 390197 (Continued)

Lab Sample ID	Client Sample ID	Prep Type	Matrix	Method	Prep Batch
180-134312-7	GWC-18	Total Recoverable	Water	EPA 6020B	389898
180-134312-8	GWC-19	Total Recoverable	Water	EPA 6020B	389898
180-134312-9	GWC-21	Total Recoverable	Water	EPA 6020B	389898
180-134312-10	GWC-23	Total Recoverable	Water	EPA 6020B	389898
180-134312-11	DUP-2	Total Recoverable	Water	EPA 6020B	389898
180-134312-12	FB-2	Total Recoverable	Water	EPA 6020B	389898
180-134312-13	EB-2	Total Recoverable	Water	EPA 6020B	389898
MB 180-389897/1-A	Method Blank	Total Recoverable	Water	EPA 6020B	389897
MB 180-389898/1-A	Method Blank	Total Recoverable	Water	EPA 6020B	389898
LCS 180-389897/2-A	Lab Control Sample	Total Recoverable	Water	EPA 6020B	389897
LCS 180-389898/2-A	Lab Control Sample	Total Recoverable	Water	EPA 6020B	389898
180-134312-1 MS	GWC-1	Total Recoverable	Water	EPA 6020B	389898
180-134312-1 MSD	GWC-1	Total Recoverable	Water	EPA 6020B	389898

Analysis Batch: 390347

Lab Sample ID	Client Sample ID	Prep Type	Matrix	Method	Prep Batch
180-134224-1	GWA-2	Total Recoverable	Water	EPA 6020B	389897
180-134224-4	GWA-14	Total Recoverable	Water	EPA 6020B	389897
180-134224-5	GWA-16	Total Recoverable	Water	EPA 6020B	389897
180-134224-6	GWC-15	Total Recoverable	Water	EPA 6020B	389897
180-134224-9	DUP-1	Total Recoverable	Water	EPA 6020B	389897
180-134312-10	GWC-23	Total Recoverable	Water	EPA 6020B	389898

General Chemistry

Analysis Batch: 389840

Lab Sample ID	Client Sample ID	Prep Type	Matrix	Method	Prep Batch
180-134224-1	GWA-2	Total/NA	Water	SM 2540C	
180-134224-2	GWA-3	Total/NA	Water	SM 2540C	
180-134224-3	GWA-13	Total/NA	Water	SM 2540C	
180-134224-4	GWA-14	Total/NA	Water	SM 2540C	
180-134224-5	GWA-16	Total/NA	Water	SM 2540C	
180-134224-6	GWC-15	Total/NA	Water	SM 2540C	
180-134224-7	GWC-17	Total/NA	Water	SM 2540C	
180-134224-8	GWC-20	Total/NA	Water	SM 2540C	
180-134224-9	DUP-1	Total/NA	Water	SM 2540C	
180-134224-10	FB-1	Total/NA	Water	SM 2540C	
MB 180-389840/2	Method Blank	Total/NA	Water	SM 2540C	
LCS 180-389840/1	Lab Control Sample	Total/NA	Water	SM 2540C	
180-134224-1 DU	GWA-2	Total/NA	Water	SM 2540C	

Analysis Batch: 389842

Lab Sample ID	Client Sample ID	Prep Type	Matrix	Method	Prep Batch
180-134224-11	EB-1	Total/NA	Water	SM 2540C	
180-134224-12	GWC-5	Total/NA	Water	SM 2540C	
180-134312-1	GWC-1	Total/NA	Water	SM 2540C	
180-134312-2	GWC-4A	Total/NA	Water	SM 2540C	
MB 180-389842/2	Method Blank	Total/NA	Water	SM 2540C	
LCS 180-389842/1	Lab Control Sample	Total/NA	Water	SM 2540C	
180-134224-11 DU	EB-1	Total/NA	Water	SM 2540C	

Eurofins Pittsburgh

QC Association Summary

Client: Southern Company
Project/Site: Plant McIntosh Landfill #4

Job ID: 180-134224-1

General Chemistry

Analysis Batch: 389843

Lab Sample ID	Client Sample ID	Prep Type	Matrix	Method	Prep Batch
180-134312-3	GWC-9	Total/NA	Water	SM 2540C	
180-134312-4	GWC-10	Total/NA	Water	SM 2540C	
180-134312-5	GWC-11	Total/NA	Water	SM 2540C	
180-134312-6	GWC-12	Total/NA	Water	SM 2540C	
180-134312-7	GWC-18	Total/NA	Water	SM 2540C	
180-134312-8	GWC-19	Total/NA	Water	SM 2540C	
180-134312-9	GWC-21	Total/NA	Water	SM 2540C	
180-134312-10	GWC-23	Total/NA	Water	SM 2540C	
180-134312-11	DUP-2	Total/NA	Water	SM 2540C	
180-134312-12	FB-2	Total/NA	Water	SM 2540C	
180-134312-13	EB-2	Total/NA	Water	SM 2540C	
MB 180-389843/2	Method Blank	Total/NA	Water	SM 2540C	
LCS 180-389843/1	Lab Control Sample	Total/NA	Water	SM 2540C	
180-134312-9 DU	GWC-21	Total/NA	Water	SM 2540C	

Field Service / Mobile Lab

Analysis Batch: 390456

Lab Sample ID	Client Sample ID	Prep Type	Matrix	Method	Prep Batch
180-134224-1	GWA-2	Total/NA	Water	Field Sampling	
180-134224-2	GWA-3	Total/NA	Water	Field Sampling	
180-134224-3	GWA-13	Total/NA	Water	Field Sampling	
180-134224-4	GWA-14	Total/NA	Water	Field Sampling	
180-134224-5	GWA-16	Total/NA	Water	Field Sampling	
180-134224-6	GWC-15	Total/NA	Water	Field Sampling	
180-134224-7	GWC-17	Total/NA	Water	Field Sampling	
180-134224-8	GWC-20	Total/NA	Water	Field Sampling	
180-134224-12	GWC-5	Total/NA	Water	Field Sampling	

Analysis Batch: 390471

Lab Sample ID	Client Sample ID	Prep Type	Matrix	Method	Prep Batch
180-134312-1	GWC-1	Total/NA	Water	Field Sampling	
180-134312-2	GWC-4A	Total/NA	Water	Field Sampling	
180-134312-3	GWC-9	Total/NA	Water	Field Sampling	
180-134312-4	GWC-10	Total/NA	Water	Field Sampling	
180-134312-5	GWC-11	Total/NA	Water	Field Sampling	
180-134312-6	GWC-12	Total/NA	Water	Field Sampling	
180-134312-7	GWC-18	Total/NA	Water	Field Sampling	
180-134312-8	GWC-19	Total/NA	Water	Field Sampling	
180-134312-9	GWC-21	Total/NA	Water	Field Sampling	
180-134312-10	GWC-23	Total/NA	Water	Field Sampling	


Eurofins TestAmerica, Pittsburgh

301 Alpha Drive RIDC Park
Pittsburgh, PA 15238
Phone (412) 963-7058 Fax (412) 963-2468

Chain of Custody Record



Client Information				Sampler: <u>T. Goble / T. Johnson</u>		Lab PM: <u>Brown, Shali</u>		Carrier Tracking No(s):		COC No:			
Client Contact: SCS Contacts				Phone: <u>770-594-5996</u>		E-Mail: <u>shali.brown@eurofinset.com</u>				Page: <u>1 of 1</u>			
Company: GA Power				Analysis Requested								Job #:	
Address: 241 Ralph McGill Blvd SE				Due Date Requested:				TAT Requested (days): <u>standard</u>		Preservation Codes: A - HCL M - Hexan B - NaOH N - None C - Zn Acetate O - AsNaO2 D - Nitric Q4S		303 1203 14 dodecahydrate te ; (specify)	
City: Atlanta				PO #:				WO #:		Project #: 18019955		Project Name: Plant McIntosh Landfill #4	
State, Zip: GA, 30308				Site: Georgia				SSOW#:		Sb, As, Ba, Be, Cd, Cr, Co, Cu, Pb, Ni, Se, Ag, Ti, V, Zn		APP III Metals: B, Ca	
Phone: 404-506-7116(Tel)				Sb, As, Ba, Be, Cd, Cr, Co, Cu, Pb, Ni, Se, Ag, Ti, V, Zn				APP III Metals: B, Ca		Cl, F, SO ₄ & TDS (EPA 300.0 & SM 2540C)		Custom State 15 Permit Metals (EPA 6020)	
Email: SCS Contacts				Sb, As, Ba, Be, Cd, Cr, Co, Cu, Pb, Ni, Se, Ag, Ti, V, Zn				APP III Metals: B, Ca		Cl, F, SO ₄ & TDS (EPA 300.0 & SM 2540C)		Custom State 15 Permit Metals (EPA 6020)	
Project Name: Plant McIntosh Landfill #4				Sb, As, Ba, Be, Cd, Cr, Co, Cu, Pb, Ni, Se, Ag, Ti, V, Zn				APP III Metals: B, Ca		Cl, F, SO ₄ & TDS (EPA 300.0 & SM 2540C)		Custom State 15 Permit Metals (EPA 6020)	
Site: Georgia				Sb, As, Ba, Be, Cd, Cr, Co, Cu, Pb, Ni, Se, Ag, Ti, V, Zn				APP III Metals: B, Ca		Cl, F, SO ₄ & TDS (EPA 300.0 & SM 2540C)		Custom State 15 Permit Metals (EPA 6020)	
Sample Identification			Sample Date	Sample Time	Sample Type (C=Comp, G=grab)	Matrix (W=water, S=solid, O=waste/oil, BT=Tissue, A=Air)	Field Filtered Sample (Yes or No)	Permit Metals (EPA 6020)	APP III Metals: B, Ca	Cl, F, SO ₄ & TDS (EPA 300.0 & SM 2540C)	Custom State 15 Permit Metals (EPA 6020)	Total Number of	Special Instructions/Note: APP III plus 15 State Metals
GWA-2			2-22-22	1357	G	W	NN	✓	✓	✓	2	pH = 4.69	
GWA-3			2-22-22	1014	G	W	NN	✓	✓	✓	2	pH = 4.90	
GWA-13			2-22-22	1439	G	W	NN	✓	✓	✓	2	pH = 4.91	
GWA-14			2-22-22	1140	G	W	NN	✓	✓	✓	2	pH = 5.20	
GWA-16			2-22-22	1017	G	W	NN	✓	✓	✓	2	pH = 4.98	
GWC-15			2-22-22	1309	G	W	NN	✓	✓	✓	2	pH = 5.15	
GWC-17			2-22-22	1517	G	W	NN	✓	✓	✓	2	pH = 5.29	
GWC-20			2-22-22	1700	G	W	NN	✓	✓	✓	2	pH = 5.02	
Dup-1			2-22-22	—	G	W	NN	✓	✓	✓	2	pH = —	
EB-1			2-22-22	1200	G	W	NN	✓	✓	✓	2	pH = —	
EB-1			2-22-22	1620	G	W	NN	✓	✓	✓	2	—	



Chain of Custody Record

Client Information		Sampler: <i>T. Goble/T. Johnson</i>	Lab PM: <i>Brown, Shali</i>	Carrier Tracking No(s):	COC No:																
Client Contact: SCS Contacts		Phone: <i>770-594-5998</i>	E-Mail: <i>shali.brown@eurofinset.com</i>		Page: <i>2 of 2</i>																
Company: GA Power		Analysis Requested			Job #:																
Address: 241 Ralph McGill Blvd SE					Field Filled Sample (Yes or No) <input type="checkbox"/> APP III Metals: B, Ca <input type="checkbox"/> Cl, F, SO ₄ & TDS (EPA 300.0 & SM 2540C) <input type="checkbox"/> Custom State 15 Permit Metals (EPA 6020): <input type="checkbox"/> Sb, As, Ba, Be, Cd, Cr, Co, Cu, Pb, Ni, Se, Ag, Ti, V, Zn <input type="checkbox"/>			Preservation Codes: A - HCL B - NaOH C - Zn Acetate D - Nitric Acid E - NaHSO ₄ F - MeOH G - Amchlor H - Ascorbic Acid I - Ice J - DI Water K - EDTA L - EDA M - Hexane N - None O - AsNaO ₂ P - Na ₂ O ₄ S Q - Na ₂ SO ₃ R - Na ₂ S ₂ O ₃ S - H ₂ SO ₄ T - TSP Dodecahydrate U - Acetone V - MCAA W - pH 4-5 Z - other (specify)													
City: Atlanta		Due Date Requested:						Other:													
State, Zip: GA, 30308		TAT Requested (days): <i>Standard</i>							Special Instructions/Note: APP III plus 15 State Metals												
Phone: 404-506-7116(Tel)		PO #:																			
Email: SCS Contacts		WO #:																			
Project Name: Plant McIntosh Landfill #4		Project #: 18019955																			
Site: Georgia		SSOW#:			Total Number of containers																
Sample Identification	Sample Date	Sample Time	Sample Type (C=comp, G=grab)	Matrix (W=water, S=solid, O=waste/soil, BT=Tissue, A=Air)																	
Preservation Code: <input type="checkbox"/>											<input checked="" type="checkbox"/>	<input checked="" type="checkbox"/>	<input checked="" type="checkbox"/>	<input type="checkbox"/>	<input type="checkbox"/>	<input type="checkbox"/>	<input type="checkbox"/>	<input type="checkbox"/>	<input type="checkbox"/>	<input type="checkbox"/>	<input type="checkbox"/>
<i>GWC-5</i>	<i>2-22-22</i>	<i>1619</i>	<i>G</i>	<i>W</i>	<i>NN</i>	<input checked="" type="checkbox"/>	<input checked="" type="checkbox"/>	<input checked="" type="checkbox"/>					<i>2</i>	<i>pH = 5.34</i>							
														<i>pH =</i>							
														<i>pH =</i>							
														<i>pH =</i>							
														<i>pH =</i>							
														<i>pH =</i>							
														<i>pH =</i>							
														<i>pH =</i>							
Possible Hazard Identification <input type="checkbox"/> Non-Hazard <input type="checkbox"/> Flammable <input type="checkbox"/> Skin Irritant <input type="checkbox"/> Poison B <input checked="" type="checkbox"/> Unknown <input type="checkbox"/> Radiological						Sample Disposal (A fee may be assessed if samples are retained longer than 1 month) <input type="checkbox"/> Return To Client <input checked="" type="checkbox"/> Disposal By Lab <input type="checkbox"/> Archive For _____ Months															
Deliverable Requested: I, II, III, IV, Other (specify)						Special Instructions/QC Requirements: State Permit Metals: antimony, arsenic, barium, beryllium, cadmium, chromium, cobalt, copper, lead, nickel, selenium, silver, thallium, vanadium, zinc															
Empty Kit Relinquished by:			Date:			Time:			Method of Shipment:												
Relinquished by:			Date/Time: <i>2/23/22 0959</i>			Company: <i>Acc</i>			Received by:												
Relinquished by:			Date/Time:			Company:			Received by:												
Relinquished by:			Date/Time:			Company:			Received by:												
Custody Seals Intact: <input type="checkbox"/> Yes <input type="checkbox"/> No		Custody Seal No.:		Cooler Temperature(s) °C and Other Remarks:																	

Eurofins TestAmerica, Pittsburgh

301 Alpha Drive RIDC Park
Pittsburgh, PA 15238
Phone (412) 963-7058 Fax (412) 963-2468

Chain of Custody Record

244-ATLANTA Eurofins Environment Testing America

Client Information		Sampler: <u>T. Goble/T. Johnson</u>		Lab PM: Brown, Shali		Carrier Tracking No(s):		COC No:	
Client Contact SCS Contacts		Phone: <u>770-594-5998</u>		E-Mail: <u>shali.brown@eurofinset.com</u>				Page: <u>1 of 2</u>	
Company: GA Power						Analysis Requested		Job #:	
Address: 241 Ralph McGill Blvd SE		Due Date Requested:						Preservation Codes: A - HCL B - NaOH C - 7a Acetic	
City: Atlanta		TAT Requested (days):						M - Hexane N - None O - AsNaO2 P - Na2O4S Q - Na2SO3 R - Na2S2O3 S - H2SO4 T - TSP Dodecahydrate U - Acetone V - MCAA W - pH 4-5 Z - other (specify)	
State, Zip: GA, 30308		PO #:							
Phone: 404-506-7116(Tel)		WO #:							
Email: SCS Contacts		Project #: 18019955							
Project Name: Plant McIntosh Landfill #4		SSOW#:							
Site: Georgia									

Sample Identification	Sample Date	Sample Time	Sample Type (C=comp, G=grab)	Matrix (W=water, S=solid, O=waste/oil, BT=Tissue, A=Air)	Field Filtered Sample (Yes or No) Y/N	APP III Metals: B, Ca Cl, F, SO, & TDS (EPA 300.0 & SM 2540C) Custom State 15 Permit Metals (EPA 6020): Sb, As, Ba, Be, Cd, Cr, Co, Cu, Pb, Ni, Se, Ag, Tl, V, Zn	Total Number of Co	Special Instructions/Note: APP III plus 15 State Metals
GWC-1	2-23-22	1052	G	W	N	D I D	2	pH = 4.92
GWC-4A	2-23-22	0949	G	W	N		2	pH = 4.80
GWC-9	2-23-22	1627	G	W	N		2	pH = 5.07
GWC-10	2-23-22	1452	G	W	N		2	pH = 6.46
GWC-11	2-23-22	1234	G	W	N		2	pH = 6.28
GWC-12	2-23-22	1315	G	W	N		2	pH = 5.10
GWC-18	2-23-22	1010	G	W	N		2	pH = 6.20
GWC-19	2-23-22	1625	G	W	N		2	pH = 5.63
GWC-21	2-23-22	1604	G	W	N		2	pH = 4.87
GWC-23	2-23-22	1417	G	W	N		2	pH = 5.11
Dup-2	2-23-22	-	G	W	N		2	-

Possible Hazard Identification <input type="checkbox"/> Non-Hazard <input type="checkbox"/> Flammable <input type="checkbox"/> Skin Irritant <input type="checkbox"/> Poison B <input type="checkbox"/> Unknown <input type="checkbox"/> Radiological				Sample Disposal (A fee may be assessed if samples are retained longer than 1 month) <input type="checkbox"/> Return To Client <input type="checkbox"/> Disposal By Lab <input type="checkbox"/> Archive For _____ Months			
Deliverable Requested: I, II, III, IV, Other (specify)				Special Instructions/QC Requirements: State Permit Metals: antimony, arsenic, barium, beryllium, cadmium, chromium, cobalt, copper, lead, nickel, selenium, silver, thallium, vanadium, zinc			

Empty Kit Relinquished by:		Date:		Time:		Method of Shipment:	
Relinquished by: <u>[Signature]</u>		Date/Time: <u>2/24/22 13:20</u>		Company: <u>BTM</u>		Received by: <u>[Signature]</u>	
Relinquished by: <u>[Signature]</u>		Date/Time: <u>2/24/22 16:00</u>		Company: <u>BTM</u>		Received by: <u>[Signature]</u>	
Relinquished by: <u>[Signature]</u>		Date/Time: <u>2/26/22 1000</u>		Company: <u>BTM</u>		Received by: <u>[Signature]</u>	


Custody Seals Intact: Δ Yes Δ No	Custody Seal No.:	Cooler Temperature(s) °C and Other Remarks:
-------------------------------------	-------------------	---

Eurofins TestAmerica, Pittsburgh

301 Alpha Drive RIDC Park
 Pittsburgh, PA 15238
 Phone (412) 963-7058 Fax (412) 963-2468

Chain of Custody Record

244- ATLANTA | Eurofins Environment Testing America

Client Information		Sampler: <u>T. Goble / T. Johnson</u>		Lab PM: <u>Brown, Shali</u>		Carrier Tracking No(s):		COC No:			
Client Contact: SCS Contacts		Phone: <u>770-594-5998</u>		E-Mail: <u>shali.brown@eurofinset.com</u>				Page: <u>2 of 2</u>			
Company: GA Power				Analysis Requested				Job #:			
Address: 241 Ralph McGill Blvd SE		Due Date Requested:						Preservation Codes: A - HCL M - Hexane B - NaOH N - None C - Zn Acetate O - AsNaO2 D - Nitric Acid P - Na2O4S E - NaHSO4 Q - Na2SO3 F - MeOH R - Na2S2O3 G - Amchlor S - H2SO4 H - Ascorbic Acid T - TSP Dodecahydrate I - Ice U - Acetone J - DI Water V - MCAA K - EDTA W - pH 4-5 L - EDA Z - other (specify)		Other:	
City: Atlanta		TAT Requested (days):		Field Filtered Sample (Yes or No)		Total Number of containers		Special Instructions/Note: APP III plus 15 State Metals			
State, Zip: GA, 30308				Perform MS/MSD (Yes or No)							
Phone: 404-506-7116(Tel)		PO #:		APP III Metals: B, Ca							
Email: SCS Contacts		WO #:		Cl, F, SO ₄ & TDS (EPA 300.0 & SM 2540C)							
Project Name: Plant McIntosh Landfill #4		Project #: 18019955		Custom State 15 Permit Metals (EPA 6020): Sb, As, Ba, Be, Cd, Cr, Co, Cu, Pb, Ni, Se, Ag, Tl, V, Zn							
Site: Georgia		SSOW#:									
Sample Identification		Sample Date	Sample Time	Sample Type (C=comp, G=grab)	Matrix (W=water, S=solid, O=waste/oil, BT= tissue, A=Air)	Field Filtered Sample (Yes or No)	Perform MS/MSD (Yes or No)	Total Number of containers			
				Preservation Code:							
FB-2		2-23-22	1053	G	W	N	N	2	pH = —		
FB-2		2-23-22	1345	G	W	M	M	2	pH = —		
									pH =		
									pH =		
									pH =		
									pH =		
									pH =		
									pH =		
									pH =		
									pH =		
Possible Hazard Identification		<input type="checkbox"/> Non-Hazard		<input type="checkbox"/> Flammable		<input type="checkbox"/> Skin Irritant		<input type="checkbox"/> Poison B			
		<input type="checkbox"/> Unknown		<input type="checkbox"/> Radiological		Sample Disposal (A fee may be assessed if samples are retained longer than 1 month)					
		<input type="checkbox"/> Return To Client		<input type="checkbox"/> Disposal By Lab		<input type="checkbox"/> Archive For _____ Months					
Deliverable Requested: I, II, III, IV, Other (specify)		Special Instructions/QC Requirements: State Permit Metals: antimony, arsenic, barium, beryllium, cadmium, chromium, cobalt, copper, lead, nickel, selenium, silver, thallium, vanadium, zinc									
Empty Kit Relinquished by:			Date:			Time:			Method of Shipment:		
Relinquished by: 			Date/Time: <u>2/24/22 1320</u>			Company: <u>ETA</u>			Received by: <u>[Signature]</u>		
Relinquished by: <u>[Signature]</u>			Date/Time: <u>2/24/22 16:00</u>			Company: <u>ETA</u>			Received by: <u>[Signature]</u>		
Relinquished by: <u>[Signature]</u>			Date/Time: <u>2/24/22 16:00</u>			Company: <u>ETA</u>			Received by: <u>[Signature]</u>		
Custody Seals Intact: <input type="checkbox"/> Yes <input type="checkbox"/> No			Custody Seal No.:			Cooler Temperature(s) °C and Other Remarks:					

Login Sample Receipt Checklist

Client: Southern Company

Job Number: 180-134224-1

Login Number: 134224

List Source: Eurofins Pittsburgh

List Number: 1

Creator: Abernathy, Eric L

Question	Answer	Comment
Radioactivity wasn't checked or is </= background as measured by a survey meter.	N/A	
The cooler's custody seal, if present, is intact.	True	
Sample custody seals, if present, are intact.	True	
The cooler or samples do not appear to have been compromised or tampered with.	True	
Samples were received on ice.	True	
Cooler Temperature is acceptable.	True	
Cooler Temperature is recorded.	True	
COC is present.	True	
COC is filled out in ink and legible.	True	
COC is filled out with all pertinent information.	True	
Is the Field Sampler's name present on COC?	True	
There are no discrepancies between the containers received and the COC.	True	
Samples are received within Holding Time (excluding tests with immediate HTs)	True	
Sample containers have legible labels.	True	
Containers are not broken or leaking.	True	
Sample collection date/times are provided.	True	
Appropriate sample containers are used.	True	
Sample bottles are completely filled.	True	
Sample Preservation Verified.	True	
There is sufficient vol. for all requested analyses, incl. any requested MS/MSDs	True	
Containers requiring zero headspace have no headspace or bubble is <6mm (1/4").	True	
Multiphasic samples are not present.	True	
Samples do not require splitting or compositing.	True	
Residual Chlorine Checked.	N/A	



Login Sample Receipt Checklist

Client: Southern Company

Job Number: 180-134224-1

Login Number: 134312

List Source: Eurofins Pittsburgh

List Number: 1

Creator: Abernathy, Eric L

Question	Answer	Comment
Radioactivity wasn't checked or is </= background as measured by a survey meter.	N/A	
The cooler's custody seal, if present, is intact.	True	
Sample custody seals, if present, are intact.	True	
The cooler or samples do not appear to have been compromised or tampered with.	True	
Samples were received on ice.	True	
Cooler Temperature is acceptable.	True	
Cooler Temperature is recorded.	True	
COC is present.	True	
COC is filled out in ink and legible.	True	
COC is filled out with all pertinent information.	True	
Is the Field Sampler's name present on COC?	True	
There are no discrepancies between the containers received and the COC.	True	
Samples are received within Holding Time (excluding tests with immediate HTs)	True	
Sample containers have legible labels.	True	
Containers are not broken or leaking.	True	
Sample collection date/times are provided.	True	
Appropriate sample containers are used.	True	
Sample bottles are completely filled.	True	
Sample Preservation Verified.	True	
There is sufficient vol. for all requested analyses, incl. any requested MS/MSDs	True	
Containers requiring zero headspace have no headspace or bubble is <6mm (1/4").	True	
Multiphasic samples are not present.	True	
Samples do not require splitting or compositing.	True	
Residual Chlorine Checked.	N/A	



LEVEL 2A LABORATORY DATA VALIDATIONS

McIntosh Landfill No. 4

Semiannual Event

February 2022

Georgia Power Company – McIntosh Landfill 4

Quality Control Review of Analytical Data – February 2022

This narrative presents results of the Quality Control (QC) data review performed on analytical data submitted by Eurofins Environment Testing America, Pittsburgh for groundwater samples collected at McIntosh LF4 between February 22, 2022 and February 23, 2022. The chemical data were reviewed to identify quality issues which could affect the use of the data for decision-making purposes.

Information regarding the primary sample locations, analytical parameters, QC samples, sampling dates, and laboratory sample delivery group (SDG) designations is summarized in Table 1 of this Appendix.

In accordance with groundwater monitoring and corrective action procedures discussed in Title 40 Code of Federal Regulations (CFR), Subpart D – Standards for the Disposal of Coal Combustion Residuals in Landfills and Surface Impoundments, the samples were analyzed for detection monitoring constituents listed in 40 CFR, Part 257, Appendix III and assessment monitoring constituents listed in 40 CFR, Part 257, Appendix IV. Test methods included Inductively Coupled Plasma – Mass Spectrometry (USEPA Method 6020B), Determination of Inorganic Anions (USEPA Method 300.0), and Solids in Water (Standard Methods 2540C).

Data were reviewed in accordance with the USEPA Region IV Data Validation Standard Operating Procedures for Contract Laboratory Program Inorganic Data by Inductively Coupled Plasma – Atomic Emission Spectroscopy and Inductively Coupled Plasma – Mass Spectroscopy (September 2011, Rev. 2.0)¹ and the National Functional Guidelines for Inorganic Superfund Methods Data Review (January 2017)². The review included an assessment of the results for completeness, precision (laboratory duplicate recoveries and matrix spike/matrix spike duplicate recoveries), accuracy (laboratory control samples and matrix spike samples), and blank contamination (field, equipment, and laboratory blanks). Sample receipt conditions, holding times, and chains of custody were reviewed. Where there was a discrepancy between the QC criteria in the guidelines and the QC criterion established in the analytical methodology, method-specific criteria or professional judgment were used.

DATA QUALITY OBJECTIVES

- Laboratory Precision:** Laboratory goals for precision were met.
- Field Precision:** Field goals for precision were met.
- Accuracy:** Laboratory goals for accuracy were met.
- Detection Limits:** Project goals for detection limits were met.
- Completeness:** There were no rejected analytical results for this event, resulting in a completion of 100%.
- Holding Times:** Holding time requirements were met.

QUALIFICATIONS

In general, chemical results for the samples collected at the site were qualified on the basis of low precision or low accuracy or on the basis of professional judgment. The following definitions provide brief explanations of the qualifiers which may have been assigned to data by the laboratory during the validation process:

- J:** The analyte was positively identified above the method detection limit; however, the associated numerical value is the approximate concentration of the analyte in the sample.
- ND:** The analyte was not detected above the method detection limit.

The data generated as part of this sampling event met the QC criteria established in the respective analytical methods and data validation guidelines. No sample qualifications were required.

Atlantic Coast Consulting, Inc. reviewed the laboratory data from McIntosh LF4 sampled between February 22, 2022 and February 23, 2022 in accordance with the analytical methods, the laboratory-specified QC criteria, and the guidelines. As described above, the results were acceptable for project use.

REFERENCES

¹USEPA, September 2011, Region 4, Science and Ecosystem Support Division, Quality Assurance Section, MTSB, Data Validation Standard Operating Procedures for Contract Laboratory Program Inorganic Data by Inductively Coupled Plasma – Atomic Emission Spectroscopy and Inductively Coupled Plasma – Mass Spectroscopy, Revision 2.0

²USEPA, January 2017, National Office of Superfund Remediation and Technology Innovation, National Functional Guidelines for Inorganic Superfund Methods Data Review, Revision 0.0

Plant McIntosh Landfill No. 4
2022 Annual Groundwater Monitoring and Corrective Action Report

TABLE 1
Georgia Power Company – McIntosh LF4
Sample Summary Table – February 2022

SDG	Field Identification	Collection Date	Lab Identification	Matrix	QC Samples	Analyses		
						Metals (6020B)	Anions (300.0)	TDS (SM 2540C)
134224	GWA-2	2/22/2022	180-134224-1	GW		X	X	X
134224	GWA-3	2/22/2022	180-134224-2	GW		X	X	X
134224	GWA-13	2/22/2022	180-134224-3	GW		X	X	X
134224	GWA-14	2/22/2022	180-134224-4	GW		X	X	X
134224	GWA-16	2/22/2022	180-134224-5	GW		X	X	X
134224	GWC-15	2/22/2022	180-134224-6	GW		X	X	X
134224	GWC-17	2/22/2022	180-134224-7	GW		X	X	X
134224	GWC-20	2/22/2022	180-134224-8	GW		X	X	X
134224	DUP-1	2/22/2022	180-134224-9	GW	FD (GWA-13)	X	X	X
134224	FB-1	2/22/2022	180-134224-10	WQ	FB	X	X	X
134224	EB-1	2/22/2022	180-134224-11	WQ	EB	X	X	X
134224	GWC-5	2/22/2022	180-134224-12	GW		X	X	X
134224	GWC-1	2/23/2022	180-134312-1	GW		X	X	X
134224	GWC-4A	2/23/2022	180-134312-2	GW		X	X	X
134224	GWC-9	2/23/2022	180-134312-3	GW		X	X	X
134224	GWC-10	2/23/2022	180-134312-4	GW		X	X	X
134224	GWC-11	2/23/2022	180-134312-5	GW		X	X	X
134224	GWC-12	2/23/2022	180-134312-6	GW		X	X	X
134224	GWC-18	2/23/2022	180-134312-7	GW		X	X	X
134224	GWC-19	2/23/2022	180-134312-8	GW		X	X	X
134224	GWC-21	2/23/2022	180-134312-9	GW		X	X	X
134224	GWC-23	2/23/2022	180-134312-10	GW		X	X	X
134224	DUP-2	2/23/2022	180-134312-11	GW	FD (GWC-10)	X	X	X
134224	FB-2	2/23/2022	180-134312-12	WQ	FB	X	X	X
134224	EB-2	2/23/2022	180-134312-13	WQ	EB	X	X	X

Abbreviations:
 EB – Equipment Blank
 FB – Field Blank
 FD – Field Duplicate
 GW – Groundwater
 QC – Quality Control
 TDS – Total Dissolved Solids
 WQ – Water Quality Control

Low-Flow Test Report:

Test Date / Time: 2/22/2022 10:55:19 AM

Project: Plant McIntosh LF4

Operator Name: Toby Johnson

Location Name: GWA-2 Well Diameter: 2 in Casing Type: PVC Screen Length: 10 ft Top of Screen: 18.47 ft Total Depth: 28.47 ft Initial Depth to Water: 17.45 ft	Pump Type: Peri Pump Tubing Type: Poly Pump Intake From TOC: 23 ft Estimated Total Volume Pumped: 18101.666 ml Flow Cell Volume: 90 ml Final Flow Rate: 100 ml/min Final Draw Down: 0.05 ft	Instrument Used: Aqua TROLL 400 Serial Number: 843593
--	--	--

Test Notes:

Sample collected at 1357, sunny 70s

Low-Flow Readings:

Date Time	Elapsed Time	pH	Temperature	Specific Conductivity	RDO Concentration	Turbidity	ORP	Depth to Water	Flow
		+/- 0.1	+/- 2	+/- 5 %	+/- 0.2	+/- 10	+/- 25	+/- 0.3	
2/22/2022 10:55 AM	00:00	4.74 pH	22.31 °C	32.32 µS/cm	4.68 mg/L	30.00 NTU	161.5 mV	17.45 ft	100.00 ml/min
2/22/2022 11:00 AM	05:00	4.70 pH	20.80 °C	33.04 µS/cm	4.01 mg/L	23.80 NTU	120.6 mV	17.50 ft	100.00 ml/min
2/22/2022 11:05 AM	10:00	4.69 pH	20.66 °C	33.15 µS/cm	3.97 mg/L	22.10 NTU	153.4 mV	17.50 ft	100.00 ml/min
2/22/2022 11:10 AM	15:00	4.68 pH	20.35 °C	33.31 µS/cm	3.92 mg/L	18.70 NTU	111.9 mV	17.50 ft	100.00 ml/min
2/22/2022 11:15 AM	20:00	4.70 pH	20.68 °C	33.39 µS/cm	3.89 mg/L	18.50 NTU	111.2 mV	17.50 ft	100.00 ml/min
2/22/2022 11:20 AM	25:00	4.66 pH	20.69 °C	33.47 µS/cm	3.84 mg/L	17.20 NTU	110.6 mV	17.50 ft	100.00 ml/min
2/22/2022 11:25 AM	30:00	4.69 pH	20.59 °C	33.41 µS/cm	3.90 mg/L	17.70 NTU	149.0 mV	17.50 ft	100.00 ml/min
2/22/2022 11:30 AM	35:00	4.67 pH	20.75 °C	33.39 µS/cm	3.79 mg/L	15.30 NTU	152.0 mV	17.50 ft	100.00 ml/min
2/22/2022 11:35 AM	40:00	4.68 pH	20.91 °C	33.67 µS/cm	3.90 mg/L	14.60 NTU	107.9 mV	17.50 ft	100.00 ml/min
2/22/2022 11:40 AM	45:00	4.84 pH	20.75 °C	32.73 µS/cm	5.45 mg/L	14.20 NTU	116.0 mV	17.50 ft	100.00 ml/min
2/22/2022 11:45 AM	50:00	4.71 pH	20.92 °C	33.00 µS/cm	3.84 mg/L	14.30 NTU	151.6 mV	17.50 ft	100.00 ml/min
2/22/2022 11:50 AM	55:00	4.69 pH	20.78 °C	32.91 µS/cm	3.93 mg/L	15.10 NTU	112.5 mV	17.50 ft	100.00 ml/min
2/22/2022 11:55 AM	01:00:00	4.69 pH	21.24 °C	32.98 µS/cm	3.73 mg/L	15.60 NTU	149.4 mV	17.50 ft	100.00 ml/min
2/22/2022 12:00 PM	01:05:00	4.68 pH	21.47 °C	33.03 µS/cm	3.86 mg/L	15.10 NTU	107.6 mV	17.50 ft	100.00 ml/min
2/22/2022 12:05 PM	01:10:00	4.69 pH	21.18 °C	32.26 µS/cm	3.89 mg/L	15.30 NTU	111.5 mV	17.50 ft	100.00 ml/min

2/22/2022 12:10 PM	01:15:00	4.69 pH	21.28 °C	32.25 µS/cm	3.92 mg/L	15.80 NTU	111.3 mV	17.50 ft	100.00 ml/min
2/22/2022 12:15 PM	01:20:00	4.69 pH	21.51 °C	32.86 µS/cm	3.76 mg/L	13.60 NTU	106.6 mV	17.50 ft	100.00 ml/min
2/22/2022 12:20 PM	01:25:00	4.68 pH	21.55 °C	33.09 µS/cm	3.82 mg/L	14.50 NTU	106.0 mV	17.50 ft	100.00 ml/min
2/22/2022 12:25 PM	01:30:00	4.68 pH	21.60 °C	32.90 µS/cm	3.77 mg/L	13.60 NTU	150.5 mV	17.50 ft	100.00 ml/min
2/22/2022 12:30 PM	01:35:00	4.67 pH	21.55 °C	32.94 µS/cm	3.71 mg/L	12.70 NTU	112.7 mV	17.50 ft	100.00 ml/min
2/22/2022 12:35 PM	01:40:00	4.68 pH	21.77 °C	32.96 µS/cm	3.70 mg/L	12.10 NTU	107.6 mV	17.50 ft	100.00 ml/min
2/22/2022 12:40 PM	01:45:00	4.67 pH	21.91 °C	32.72 µS/cm	3.71 mg/L	12.60 NTU	107.5 mV	17.50 ft	100.00 ml/min
2/22/2022 12:45 PM	01:50:00	4.68 pH	22.04 °C	32.78 µS/cm	3.76 mg/L	11.80 NTU	112.4 mV	17.50 ft	100.00 ml/min
2/22/2022 12:50 PM	01:55:00	4.68 pH	22.27 °C	32.70 µS/cm	3.75 mg/L	11.40 NTU	151.6 mV	17.50 ft	100.00 ml/min
2/22/2022 12:55 PM	02:00:00	4.68 pH	22.24 °C	32.19 µS/cm	3.76 mg/L	10.80 NTU	109.6 mV	17.50 ft	100.00 ml/min
2/22/2022 1:00 PM	02:05:00	4.68 pH	22.04 °C	32.53 µS/cm	3.63 mg/L	10.80 NTU	150.7 mV	17.50 ft	100.00 ml/min
2/22/2022 1:05 PM	02:10:00	4.68 pH	21.94 °C	32.44 µS/cm	3.75 mg/L	10.50 NTU	107.8 mV	17.50 ft	100.00 ml/min
2/22/2022 1:10 PM	02:15:00	4.69 pH	21.80 °C	32.47 µS/cm	3.74 mg/L	10.10 NTU	104.5 mV	17.50 ft	100.00 ml/min
2/22/2022 1:15 PM	02:20:00	4.70 pH	21.95 °C	32.60 µS/cm	3.76 mg/L	10.00 NTU	109.7 mV	17.50 ft	100.00 ml/min
2/22/2022 1:20 PM	02:25:00	4.70 pH	22.89 °C	32.46 µS/cm	3.76 mg/L	10.00 NTU	108.1 mV	17.50 ft	100.00 ml/min
2/22/2022 1:25 PM	02:30:00	4.70 pH	23.29 °C	32.42 µS/cm	3.75 mg/L	9.48 NTU	107.8 mV	17.50 ft	100.00 ml/min
2/22/2022 1:30 PM	02:35:00	4.69 pH	23.25 °C	32.39 µS/cm	3.69 mg/L	9.01 NTU	106.3 mV	17.50 ft	100.00 ml/min
2/22/2022 1:35 PM	02:40:00	4.67 pH	23.98 °C	32.40 µS/cm	3.77 mg/L	8.86 NTU	108.3 mV	17.50 ft	100.00 ml/min
2/22/2022 1:40 PM	02:45:00	4.69 pH	24.33 °C	32.26 µS/cm	3.64 mg/L	8.20 NTU	109.5 mV	17.50 ft	100.00 ml/min
2/22/2022 1:45 PM	02:50:00	4.69 pH	24.31 °C	32.23 µS/cm	3.65 mg/L	7.61 NTU	108.2 mV	17.50 ft	100.00 ml/min
2/22/2022 1:50 PM	02:55:00	4.69 pH	23.91 °C	31.78 µS/cm	3.76 mg/L	7.64 NTU	109.7 mV	17.50 ft	100.00 ml/min
2/22/2022 1:55 PM	03:00:00	4.69 pH	23.16 °C	32.17 µS/cm	3.62 mg/L	7.99 NTU	107.1 mV	17.50 ft	100.00 ml/min
2/22/2022 1:56 PM	03:01:01	4.69 pH	22.94 °C	32.35 µS/cm	3.60 mg/L	7.99 NTU	106.3 mV	17.50 ft	100.00 ml/min

Samples

Sample ID:	Description:
------------	--------------

Low-Flow Test Report:

Test Date / Time: 2/22/2022 9:42:09 AM

Project: Plant McIntosh LF4

Operator Name: Toby Johnson

Location Name: GWA-3 Well Diameter: 2 in Casing Type: PVC Screen Length: 10 ft Top of Screen: 28.31 ft Total Depth: 38.31 ft Initial Depth to Water: 22.54 ft	Pump Type: Peri Pump Tubing Type: Poly Pump Intake From TOC: 32 ft Estimated Total Volume Pumped: 3000 ml Flow Cell Volume: 90 ml Final Flow Rate: 100 ml/min Final Draw Down: 2.36 ft	Instrument Used: Aqua TROLL 400 Serial Number: 843593
--	---	--

Test Notes:

Sampled at 1014, sunny 70s

Low-Flow Readings:

Date Time	Elapsed Time	pH	Temperature	Specific Conductivity	RDO Concentration	Turbidity	ORP	Depth to Water	Flow
		+/- 0.1	+/- 2	+/- 5 %	+/- 0.2	+/- 10	+/- 25	+/- 0.3	
2/22/2022 9:42 AM	00:00	5.05 pH	21.64 °C	29.40 µS/cm	5.78 mg/L	0.69 NTU	179.2 mV	22.54 ft	100.00 ml/min
2/22/2022 9:47 AM	05:00	5.01 pH	20.75 °C	23.77 µS/cm	6.24 mg/L	1.53 NTU	142.1 mV	23.70 ft	100.00 ml/min
2/22/2022 9:52 AM	10:00	5.03 pH	20.83 °C	23.84 µS/cm	6.10 mg/L	0.97 NTU	125.3 mV	24.20 ft	100.00 ml/min
2/22/2022 9:57 AM	15:00	5.03 pH	20.79 °C	23.93 µS/cm	6.04 mg/L	0.79 NTU	117.0 mV	24.60 ft	100.00 ml/min
2/22/2022 10:02 AM	20:00	4.97 pH	20.92 °C	23.95 µS/cm	5.78 mg/L	0.80 NTU	113.9 mV	24.80 ft	100.00 ml/min
2/22/2022 10:07 AM	25:00	4.95 pH	21.02 °C	24.01 µS/cm	5.57 mg/L	0.66 NTU	116.8 mV	24.90 ft	100.00 ml/min
2/22/2022 10:12 AM	30:00	4.90 pH	20.97 °C	24.11 µS/cm	5.43 mg/L	0.55 NTU	110.6 mV	24.90 ft	100.00 ml/min

Samples

Sample ID:	Description:
------------	--------------

Low-Flow Test Report:

Test Date / Time: 2/22/2022 2:09:33 PM

Project: Plant McIntosh LF4

Operator Name: Taylor Goble

Location Name: GWA-13 Well Diameter: 2 in Casing Type: PVC Screen Length: 10 ft Top of Screen: 30.11 ft Total Depth: 40.11 ft Initial Depth to Water: 25.53 ft	Pump Type: Peri Pump Tubing Type: Poly Pump Intake From TOC: 35 ft Estimated Total Volume Pumped: 7200 ml Flow Cell Volume: 90 ml Final Flow Rate: 240 ml/min Final Draw Down: 0.08 ft	Instrument Used: Aqua TROLL 400 Serial Number: 850724
---	---	--

Test Notes: Sampled at 1439. Fair 78 degrees. Dup-1 here.

Low-Flow Readings:

Date Time	Elapsed Time	pH	Temperature	Specific Conductivity	RDO Concentration	Turbidity	ORP	Depth To Water	Flow
		+/- 0.1	+/- 2	+/- 5 %	+/- 10 %	+/- 10	+/- 25	+/- 0.3	
2/22/2022 2:09 PM	00:00	5.20 pH	30.19 °C	19.40 µS/cm	6.65 mg/L	4.40 NTU	230.7 mV	25.61 ft	240.00 ml/min
2/22/2022 2:14 PM	05:00	5.01 pH	23.63 °C	22.31 µS/cm	6.65 mg/L	3.78 NTU	271.9 mV	25.61 ft	240.00 ml/min
2/22/2022 2:19 PM	10:00	4.98 pH	23.46 °C	23.65 µS/cm	6.36 mg/L	2.77 NTU	269.5 mV	25.61 ft	240.00 ml/min
2/22/2022 2:24 PM	15:00	4.95 pH	23.38 °C	24.48 µS/cm	6.14 mg/L	2.44 NTU	206.4 mV	25.61 ft	240.00 ml/min
2/22/2022 2:29 PM	20:00	4.92 pH	23.38 °C	24.95 µS/cm	5.95 mg/L	2.20 NTU	195.4 mV	25.61 ft	240.00 ml/min
2/22/2022 2:34 PM	25:00	4.93 pH	23.38 °C	25.09 µS/cm	5.85 mg/L	1.89 NTU	189.4 mV	25.61 ft	240.00 ml/min
2/22/2022 2:39 PM	30:00	4.91 pH	23.43 °C	25.57 µS/cm	5.87 mg/L	1.60 NTU	186.7 mV	25.61 ft	240.00 ml/min

Samples

Sample ID:	Description:
------------	--------------

Low-Flow Test Report:

Test Date / Time: 2/22/2022 11:10:01 AM

Project: Plant McIntosh LF4

Operator Name: Taylor Goble

Location Name: GWA-14 Well Diameter: 2 in Casing Type: PVC Screen Length: 10 ft Top of Screen: 39.90 ft Total Depth: 49.90 ft Initial Depth to Water: 26.48 ft	Pump Type: Peri Pump Tubing Type: Poly Pump Intake From TOC: 45 ft Estimated Total Volume Pumped: 4500 ml Flow Cell Volume: 90 ml Final Flow Rate: 150 ml/min Final Draw Down: 0.74 ft	Instrument Used: Aqua TROLL 400 Serial Number: 850724
---	---	--

Test Notes:

Sampled at 1140. Mostly cloudy 74 degrees. FB-1 here.

Low-Flow Readings:

Date Time	Elapsed Time	pH	Temperature	Specific Conductivity	RDO Concentration	Turbidity	ORP	Depth To Water	Flow
		+/- 0.1	+/- 2	+/- 5 %	+/- 10 %	+/- 10	+/- 25	+/- 0.3	
2/22/2022 11:10 AM	00:00	5.69 pH	26.63 °C	28.12 µS/cm	6.96 mg/L	5.55 NTU	214.6 mV	26.81 ft	150.00 ml/min
2/22/2022 11:15 AM	05:00	5.46 pH	23.25 °C	27.84 µS/cm	6.02 mg/L	5.10 NTU	197.6 mV	27.02 ft	150.00 ml/min
2/22/2022 11:20 AM	10:00	5.40 pH	23.52 °C	27.81 µS/cm	5.71 mg/L	4.72 NTU	197.9 mV	27.07 ft	150.00 ml/min
2/22/2022 11:25 AM	15:00	5.34 pH	23.44 °C	27.34 µS/cm	5.68 mg/L	4.36 NTU	199.3 mV	27.12 ft	150.00 ml/min
2/22/2022 11:30 AM	20:00	5.27 pH	23.10 °C	27.36 µS/cm	5.82 mg/L	4.48 NTU	202.6 mV	27.16 ft	150.00 ml/min
2/22/2022 11:35 AM	25:00	5.23 pH	23.47 °C	26.92 µS/cm	5.85 mg/L	4.62 NTU	204.2 mV	27.20 ft	150.00 ml/min
2/22/2022 11:40 AM	30:00	5.20 pH	22.86 °C	27.01 µS/cm	6.17 mg/L	4.50 NTU	204.9 mV	27.22 ft	150.00 ml/min

Samples

Sample ID:	Description:
------------	--------------

Low-Flow Test Report:

Test Date / Time: 2/22/2022 9:46:58 AM

Project: Plant McIntosh LF4

Operator Name: Taylor Goble

Location Name: GWA-16 Well Diameter: 2 in Casing Type: PVC Screen Length: 10 ft Top of Screen: 30.27 ft Total Depth: 40.27 ft Initial Depth to Water: 24.97 ft	Pump Type: Peri Pump Tubing Type: Poly Pump Intake From TOC: 35 ft Estimated Total Volume Pumped: 4610 ml Flow Cell Volume: 90 ml Final Flow Rate: 150 ml/min Final Draw Down: 2 in	Instrument Used: Aqua TROLL 400 Serial Number: 850724
---	--	--

Test Notes:

Sampled at 1017. Partly cloudy 70 degrees.

Low-Flow Readings:

Date Time	Elapsed Time	pH	Temperature	Specific Conductivity	RDO Concentration	Turbidity	ORP	Depth To Water	Flow
		+/- 0.1	+/- 2	+/- 5 %	+/- 10 %	+/- 10	+/- 25	+/- 0.3	
2/22/2022 9:46 AM	00:00	6.67 pH	23.81 °C	54.21 µS/cm	6.51 mg/L	6.12 NTU	207.1 mV	25.14 ft	150.00 ml/min
2/22/2022 9:51 AM	05:00	4.99 pH	21.99 °C	25.46 µS/cm	6.68 mg/L	5.45 NTU	249.8 mV	25.22 ft	150.00 ml/min
2/22/2022 9:56 AM	10:00	4.96 pH	22.40 °C	25.35 µS/cm	6.62 mg/L	4.17 NTU	254.8 mV	25.25 ft	150.00 ml/min
2/22/2022 10:02 AM	15:44	4.97 pH	22.58 °C	25.17 µS/cm	6.95 mg/L	3.35 NTU	261.4 mV	25.25 ft	150.00 ml/min
2/22/2022 10:07 AM	20:44	4.97 pH	22.61 °C	25.07 µS/cm	6.93 mg/L	3.13 NTU	251.7 mV	25.25 ft	150.00 ml/min
2/22/2022 10:12 AM	25:44	4.98 pH	22.73 °C	25.04 µS/cm	6.64 mg/L	2.98 NTU	247.8 mV	25.25 ft	150.00 ml/min
2/22/2022 10:17 AM	30:44	4.98 pH	22.58 °C	25.08 µS/cm	6.57 mg/L	2.55 NTU	302.7 mV	25.25 ft	150.00 ml/min

Samples

Sample ID:	Description:
------------	--------------

Low-Flow Test Report:

Test Date / Time: 2/23/2022 10:20:28 AM

Project: Plant McIntosh LF4

Operator Name: Toby Johnson

Location Name: GWC-1 Well Diameter: 2 in Casing Type: PVC Screen Length: 10 ft Top of Screen: 18.29 ft Total Depth: 28.29 ft Initial Depth to Water: 15.57 ft	Pump Type: Peri Pump Tubing Type: Poly Pump Intake From TOC: 22 ft Estimated Total Volume Pumped: 3600 ml Flow Cell Volume: 90 ml Final Flow Rate: 120 ml/min Final Draw Down: 0.13 ft	Instrument Used: Aqua TROLL 400 Serial Number: 843593
--	---	--

Test Notes:

Sampled collected at 1052, sunny 70s, FB-2 collected at 1053

Low-Flow Readings:

Date Time	Elapsed Time	pH	Temperature	Specific Conductivity	RDO Concentration	Turbidity	ORP	Depth to Water	Flow
		+/- 0.1	+/- 2	+/- 5 %	+/- 0.2	+/- 10	+/- 25	+/- 0.3	
2/23/2022 10:20 AM	00:00	4.95 pH	23.97 °C	42.40 µS/cm	4.47 mg/L	2.54 NTU	172.0 mV	15.57 ft	120.00 ml/min
2/23/2022 10:25 AM	05:00	4.92 pH	20.73 °C	44.43 µS/cm	2.90 mg/L	3.33 NTU	114.8 mV	15.70 ft	120.00 ml/min
2/23/2022 10:30 AM	10:00	4.91 pH	20.61 °C	44.52 µS/cm	2.83 mg/L	3.73 NTU	98.5 mV	15.70 ft	120.00 ml/min
2/23/2022 10:35 AM	15:00	4.92 pH	20.48 °C	44.63 µS/cm	2.84 mg/L	3.38 NTU	94.0 mV	15.70 ft	120.00 ml/min
2/23/2022 10:40 AM	20:00	4.91 pH	20.44 °C	44.68 µS/cm	2.93 mg/L	3.05 NTU	129.1 mV	15.70 ft	120.00 ml/min
2/23/2022 10:45 AM	25:00	4.91 pH	20.48 °C	44.81 µS/cm	2.90 mg/L	2.87 NTU	94.4 mV	15.70 ft	120.00 ml/min
2/23/2022 10:50 AM	30:00	4.92 pH	20.70 °C	44.35 µS/cm	2.83 mg/L	3.04 NTU	95.7 mV	15.70 ft	120.00 ml/min

Samples

Sample ID:	Description:
------------	--------------

Low-Flow Test Report:

Test Date / Time: 2/23/2022 9:17:31 AM

Project: Plant McIntosh LF4

Operator Name: Toby Johnson

Location Name: GWC-4A Well Diameter: 2 in Casing Type: PVC Screen Length: 10 ft Top of Screen: 29.00 ft Total Depth: 39.00 ft Initial Depth to Water: 26.46 ft	Pump Type: Peri Pump Tubing Type: Poly Pump Intake From TOC: 34 ft Estimated Total Volume Pumped: 3600 ml Flow Cell Volume: 90 ml Final Flow Rate: 120 ml/min Final Draw Down: 0.14 ft	Instrument Used: Aqua TROLL 400 Serial Number: 843593
---	---	--

Test Notes:

Sample collected at 0949, sunny 70s

Low-Flow Readings:

Date Time	Elapsed Time	pH	Temperature	Specific Conductivity	RDO Concentration	Turbidity	ORP	Depth to Water	Flow
		+/- 0.1	+/- 2	+/- 5 %	+/- 0.2	+/- 10	+/- 25	+/- 0.3	
2/23/2022 9:17 AM	00:00	5.01 pH	23.06 °C	47.70 µS/cm	6.12 mg/L	1.21 NTU	183.3 mV	26.46 ft	120.00 ml/min
2/23/2022 9:22 AM	05:00	4.79 pH	22.22 °C	29.84 µS/cm	5.29 mg/L	1.76 NTU	148.0 mV	26.60 ft	120.00 ml/min
2/23/2022 9:27 AM	10:00	4.78 pH	22.40 °C	29.66 µS/cm	5.16 mg/L	0.80 NTU	127.9 mV	26.60 ft	120.00 ml/min
2/23/2022 9:32 AM	15:00	4.80 pH	22.62 °C	29.64 µS/cm	4.66 mg/L	1.47 NTU	121.5 mV	26.60 ft	120.00 ml/min
2/23/2022 9:37 AM	20:00	4.80 pH	22.87 °C	29.57 µS/cm	4.63 mg/L	0.99 NTU	167.2 mV	26.60 ft	120.00 ml/min
2/23/2022 9:42 AM	25:00	4.81 pH	22.98 °C	29.56 µS/cm	4.61 mg/L	1.40 NTU	168.3 mV	26.60 ft	120.00 ml/min
2/23/2022 9:47 AM	30:00	4.80 pH	23.17 °C	29.53 µS/cm	4.61 mg/L	0.98 NTU	120.3 mV	26.60 ft	120.00 ml/min

Samples

Sample ID:	Description:
------------	--------------

Low-Flow Test Report:

Test Date / Time: 2/22/2022 3:48:12 PM

Project: Plant McIntosh LF4

Operator Name: Toby Johnson

Location Name: GWC-5 Well Diameter: 2 in Casing Type: PVC Screen Length: 10 ft Top of Screen: 31.71 ft Total Depth: 41.71 ft Initial Depth to Water: 25.18 ft	Pump Type: Peri Pump Tubing Type: Poly Pump Intake From TOC: 35 ft Estimated Total Volume Pumped: 4500 ml Flow Cell Volume: 90 ml Final Flow Rate: 150 ml/min Final Draw Down: 0.12 ft	Instrument Used: Aqua TROLL 400 Serial Number: 843593
--	---	--

Test Notes:

Sample collected at 1619, sunny 70s, EB-1 collected at 1620

Low-Flow Readings:

Date Time	Elapsed Time	pH	Temperature	Specific Conductivity	RDO Concentration	Turbidity	ORP	Depth to Water	Flow
		+/- 0.1	+/- 2	+/- 5 %	+/- 0.2	+/- 10	+/- 25	+/- 0.3	
2/22/2022 3:48 PM	00:00	5.36 pH	25.56 °C	29.45 µS/cm	4.64 mg/L	0.90 NTU	145.4 mV	25.18 ft	150.00 ml/min
2/22/2022 3:53 PM	05:00	5.29 pH	23.47 °C	28.62 µS/cm	4.06 mg/L	0.52 NTU	99.3 mV	25.20 ft	150.00 ml/min
2/22/2022 3:58 PM	10:00	5.35 pH	22.87 °C	30.64 µS/cm	3.86 mg/L	0.79 NTU	88.4 mV	25.30 ft	150.00 ml/min
2/22/2022 4:03 PM	15:00	5.32 pH	22.54 °C	29.24 µS/cm	3.90 mg/L	0.85 NTU	85.3 mV	25.30 ft	150.00 ml/min
2/22/2022 4:08 PM	20:00	5.31 pH	22.42 °C	29.00 µS/cm	3.90 mg/L	0.73 NTU	120.0 mV	25.30 ft	150.00 ml/min
2/22/2022 4:13 PM	25:00	5.35 pH	22.29 °C	30.28 µS/cm	3.89 mg/L	0.79 NTU	85.4 mV	25.30 ft	150.00 ml/min
2/22/2022 4:18 PM	30:00	5.34 pH	22.25 °C	29.77 µS/cm	3.99 mg/L	0.70 NTU	88.2 mV	25.30 ft	150.00 ml/min

Samples

Sample ID:	Description:
------------	--------------

Low-Flow Test Report:

Test Date / Time: 2/23/2022 3:25:09 PM

Project: Plant McIntosh LF4

Operator Name: Toby Johnson

Location Name: GWC-9 Well Diameter: 2 in Casing Type: PVC Screen Length: 10 ft Top of Screen: 28.05 ft Total Depth: 38.05 ft Initial Depth to Water: 29.49 ft	Pump Type: Peri Pump Tubing Type: Poly Pump Intake From TOC: 32 ft Estimated Total Volume Pumped: 15000 ml Flow Cell Volume: 90 ml Final Flow Rate: 250 ml/min Final Draw Down: 0.11 ft	Instrument Used: Aqua TROLL 400 Serial Number: 843593
--	--	--

Test Notes:

Sample collected at 1627, sunny 80s

Low-Flow Readings:

Date Time	Elapsed Time	pH	Temperature	Specific Conductivity	RDO Concentration	Turbidity	ORP	Depth to Water	Flow
		+/- 0.1	+/- 2	+/- 5 %	+/- 0.2	+/- 10	+/- 25	+/- 0.3	
2/23/2022 3:25 PM	00:00	5.55 pH	29.79 °C	49.94 µS/cm	5.50 mg/L	3.50 NTU	136.0 mV	29.49 ft	250.00 ml/min
2/23/2022 3:30 PM	05:00	5.06 pH	24.87 °C	50.47 µS/cm	7.41 mg/L	3.60 NTU	117.5 mV	29.60 ft	250.00 ml/min
2/23/2022 3:35 PM	10:00	5.07 pH	24.56 °C	50.29 µS/cm	6.75 mg/L	2.32 NTU	109.8 mV	29.60 ft	250.00 ml/min
2/23/2022 3:40 PM	15:00	5.07 pH	24.42 °C	49.38 µS/cm	7.78 mg/L	1.93 NTU	107.4 mV	29.60 ft	250.00 ml/min
2/23/2022 3:45 PM	20:00	5.07 pH	23.81 °C	50.04 µS/cm	7.23 mg/L	1.45 NTU	141.6 mV	29.60 ft	250.00 ml/min
2/23/2022 3:50 PM	25:00	5.07 pH	23.54 °C	49.59 µS/cm	7.38 mg/L	1.65 NTU	144.6 mV	29.60 ft	250.00 ml/min
2/23/2022 3:55 PM	30:00	5.06 pH	23.47 °C	49.61 µS/cm	7.78 mg/L	1.29 NTU	145.6 mV	29.60 ft	250.00 ml/min
2/23/2022 4:00 PM	35:00	5.05 pH	23.57 °C	49.99 µS/cm	7.53 mg/L	1.19 NTU	113.2 mV	29.60 ft	250.00 ml/min
2/23/2022 4:05 PM	40:00	5.07 pH	23.52 °C	50.02 µS/cm	7.32 mg/L	1.08 NTU	106.7 mV	29.60 ft	250.00 ml/min
2/23/2022 4:10 PM	45:00	5.06 pH	23.23 °C	49.92 µS/cm	7.43 mg/L	1.13 NTU	108.7 mV	29.60 ft	250.00 ml/min
2/23/2022 4:15 PM	50:00	5.07 pH	23.38 °C	50.03 µS/cm	7.11 mg/L	0.87 NTU	104.6 mV	29.60 ft	250.00 ml/min
2/23/2022 4:20 PM	55:00	5.07 pH	23.21 °C	50.14 µS/cm	7.33 mg/L	0.62 NTU	139.5 mV	29.60 ft	250.00 ml/min
2/23/2022 4:25 PM	01:00:00	5.07 pH	22.98 °C	50.24 µS/cm	7.44 mg/L	0.66 NTU	109.0 mV	29.60 ft	250.00 ml/min

Samples

Low-Flow Test Report:

Test Date / Time: 2/23/2022 1:55:28 PM

Project: Plant McIntosh LF4

Operator Name: Toby Johnson

Location Name: GWC-10 Well Diameter: 2 in Casing Type: PVC Screen Length: 10 ft Top of Screen: 23.16 ft Total Depth: 33.16 ft Initial Depth to Water: 24.99 ft	Pump Type: Peri Pump Tubing Type: Poly Pump Intake From TOC: 27 ft Estimated Total Volume Pumped: 13750 ml Flow Cell Volume: 90 ml Final Flow Rate: 250 ml/min Final Draw Down: 0.11 ft	Instrument Used: Aqua TROLL 400 Serial Number: 843593
---	--	--

Test Notes:

Sample collected at 1452, sunny 80s, Dup-2 here

Low-Flow Readings:

Date Time	Elapsed Time	pH	Temperature	Specific Conductivity	RDO Concentration	Turbidity	ORP	Depth to Water	Flow
		+/- 0.1	+/- 2	+/- 5 %	+/- 0.2	+/- 10	+/- 25	+/- 0.3	
2/23/2022 1:55 PM	00:00	6.63 pH	29.53 °C	288.12 µS/cm	2.52 mg/L	2.36 NTU	137.1 mV	24.99 ft	250.00 ml/min
2/23/2022 2:00 PM	05:00	6.76 pH	23.35 °C	286.89 µS/cm	1.41 mg/L	4.03 NTU	66.3 mV	25.00 ft	250.00 ml/min
2/23/2022 2:05 PM	10:00	6.68 pH	23.11 °C	267.73 µS/cm	1.59 mg/L	2.42 NTU	55.3 mV	25.00 ft	250.00 ml/min
2/23/2022 2:10 PM	15:00	6.66 pH	23.16 °C	267.51 µS/cm	1.71 mg/L	1.48 NTU	51.7 mV	25.00 ft	250.00 ml/min
2/23/2022 2:15 PM	20:00	6.59 pH	22.94 °C	250.98 µS/cm	1.75 mg/L	1.20 NTU	53.4 mV	25.00 ft	250.00 ml/min
2/23/2022 2:20 PM	25:00	6.55 pH	23.12 °C	244.44 µS/cm	1.75 mg/L	0.92 NTU	53.4 mV	25.00 ft	250.00 ml/min
2/23/2022 2:25 PM	30:00	6.54 pH	23.25 °C	243.46 µS/cm	1.51 mg/L	0.77 NTU	51.7 mV	25.00 ft	250.00 ml/min
2/23/2022 2:30 PM	35:00	6.52 pH	23.17 °C	237.58 µS/cm	1.62 mg/L	0.65 NTU	68.5 mV	25.00 ft	250.00 ml/min
2/23/2022 2:35 PM	40:00	6.51 pH	22.75 °C	232.07 µS/cm	1.81 mg/L	0.47 NTU	55.5 mV	25.10 ft	250.00 ml/min
2/23/2022 2:40 PM	45:00	6.48 pH	23.16 °C	228.88 µS/cm	1.95 mg/L	0.48 NTU	53.1 mV	25.10 ft	250.00 ml/min
2/23/2022 2:45 PM	50:00	6.47 pH	23.16 °C	227.53 µS/cm	1.94 mg/L	0.59 NTU	54.3 mV	25.10 ft	250.00 ml/min
2/23/2022 2:50 PM	55:00	6.46 pH	22.92 °C	224.52 µS/cm	1.91 mg/L	0.68 NTU	54.1 mV	25.10 ft	250.00 ml/min

Samples

Sample ID:	Description:
------------	--------------

Low-Flow Test Report:

Test Date / Time: 2/23/2022 11:04:18 AM

Project: Plant McIntosh LF4

Operator Name: Taylor Goble

Location Name: GWC-11 Well Diameter: 2 in Casing Type: PVC Screen Length: 10 ft Top of Screen: 33.22 ft Total Depth: 43.22 ft Initial Depth to Water: 33.42 ft	Pump Type: Bladder Pump Tubing Type: Poly Pump Intake From TOC: 38 ft Estimated Total Volume Pumped: 22000 ml Flow Cell Volume: 90 ml Final Flow Rate: 250 ml/min Final Draw Down: 0.11 ft	Instrument Used: Aqua TROLL 400 Serial Number: 850724
---	---	--

Test Notes:

Sampled at 1234. Sunny 80 degrees.

Low-Flow Readings:

Date Time	Elapsed Time	pH	Temperature	Specific Conductivity	RDO Concentration	Turbidity	ORP	Depth To Water	Flow
		+/- 0.1	+/- 2	+/- 5 %	+/- 10 %	+/- 10	+/- 25	+/- 0.3	
2/23/2022 11:04 AM	00:00	6.61 pH	26.99 °C	118.02 µS/cm	5.91 mg/L	12.20 NTU	154.9 mV	33.53 ft	200.00 ml/min
2/23/2022 11:09 AM	05:00	6.56 pH	22.13 °C	121.90 µS/cm	3.93 mg/L	6.79 NTU	99.0 mV	33.53 ft	200.00 ml/min
2/23/2022 11:14 AM	10:00	6.57 pH	21.73 °C	126.26 µS/cm	3.51 mg/L	5.85 NTU	114.9 mV	33.53 ft	200.00 ml/min
2/23/2022 11:19 AM	15:00	6.58 pH	21.75 °C	125.26 µS/cm	3.18 mg/L	5.05 NTU	86.3 mV	33.53 ft	200.00 ml/min
2/23/2022 11:24 AM	20:00	6.57 pH	21.55 °C	125.37 µS/cm	2.98 mg/L	3.87 NTU	109.0 mV	33.53 ft	200.00 ml/min
2/23/2022 11:29 AM	25:00	6.53 pH	21.53 °C	122.20 µS/cm	2.90 mg/L	3.33 NTU	86.1 mV	33.53 ft	200.00 ml/min
2/23/2022 11:34 AM	30:00	6.53 pH	21.82 °C	119.00 µS/cm	2.82 mg/L	2.96 NTU	116.0 mV	33.53 ft	200.00 ml/min
2/23/2022 11:39 AM	35:00	6.50 pH	21.90 °C	114.04 µS/cm	2.91 mg/L	3.12 NTU	85.8 mV	33.53 ft	200.00 ml/min
2/23/2022 11:44 AM	40:00	6.45 pH	21.97 °C	110.69 µS/cm	2.90 mg/L	3.01 NTU	108.5 mV	33.53 ft	200.00 ml/min
2/23/2022 11:49 AM	45:00	6.44 pH	21.98 °C	107.64 µS/cm	2.94 mg/L	2.90 NTU	84.8 mV	33.53 ft	200.00 ml/min
2/23/2022 11:54 AM	50:00	6.41 pH	22.04 °C	103.63 µS/cm	3.01 mg/L	2.71 NTU	86.4 mV	33.53 ft	200.00 ml/min
2/23/2022 11:59 AM	55:00	6.38 pH	22.06 °C	101.29 µS/cm	2.99 mg/L	2.56 NTU	85.1 mV	33.53 ft	200.00 ml/min
2/23/2022 12:04 PM	01:00:00	6.38 pH	22.04 °C	99.37 µS/cm	3.29 mg/L	2.42 NTU	107.3 mV	33.53 ft	200.00 ml/min
2/23/2022 12:09 PM	01:05:00	6.34 pH	22.14 °C	96.75 µS/cm	3.37 mg/L	2.37 NTU	83.9 mV	33.53 ft	200.00 ml/min
2/23/2022 12:14 PM	01:10:00	6.33 pH	22.21 °C	95.10 µS/cm	3.48 mg/L	2.65 NTU	105.1 mV	33.53 ft	200.00 ml/min

2/23/2022 12:19 PM	01:15:00	6.31 pH	22.17 °C	93.46 µS/cm	3.45 mg/L	2.24 NTU	81.6 mV	33.53 ft	200.00 ml/min
2/23/2022 12:24 PM	01:20:00	6.30 pH	22.18 °C	92.13 µS/cm	3.51 mg/L	2.37 NTU	79.9 mV	33.53 ft	200.00 ml/min
2/23/2022 12:29 PM	01:25:00	6.29 pH	22.26 °C	90.95 µS/cm	3.36 mg/L	3.03 NTU	101.5 mV	33.53 ft	200.00 ml/min
2/23/2022 12:34 PM	01:30:00	6.28 pH	22.22 °C	89.85 µS/cm	3.35 mg/L	2.90 NTU	79.6 mV	33.53 ft	200.00 ml/min

Samples

Sample ID:	Description:
------------	--------------

Low-Flow Test Report:

Test Date / Time: 2/23/2022 12:42:44 PM

Project: Plant McIntosh LF4

Operator Name: Toby Johnson

Location Name: GWC-12 Well Diameter: 2 in Casing Type: PVC Screen Length: 10 ft Top of Screen: 31.10 ft Total Depth: 41.10 ft Initial Depth to Water: 27.65 ft	Pump Type: Peri Pump Tubing Type: Poly Pump Intake From TOC: 36 ft Estimated Total Volume Pumped: 3600 ml Flow Cell Volume: 90 ml Final Flow Rate: 120 ml/min Final Draw Down: 0.05 ft	Instrument Used: Aqua TROLL 400 Serial Number: 843593
---	---	--

Test Notes:

Sample collected at 1315, sunny 80s

Low-Flow Readings:

Date Time	Elapsed Time	pH	Temperature	Specific Conductivity	RDO Concentration	Turbidity	ORP	Depth to Water	Flow
		+/- 0.1	+/- 2	+/- 5 %	+/- 0.2	+/- 10	+/- 25	+/- 0.3	
2/23/2022 12:42 PM	00:00	5.18 pH	30.81 °C	23.29 µS/cm	5.85 mg/L	3.43 NTU	173.4 mV	27.65 ft	120.00 ml/min
2/23/2022 12:47 PM	05:00	5.13 pH	25.75 °C	24.30 µS/cm	5.64 mg/L	1.05 NTU	120.1 mV	27.70 ft	120.00 ml/min
2/23/2022 12:52 PM	10:00	5.11 pH	25.15 °C	24.43 µS/cm	5.58 mg/L	1.01 NTU	109.5 mV	27.70 ft	120.00 ml/min
2/23/2022 12:57 PM	15:00	5.11 pH	25.13 °C	24.50 µS/cm	5.61 mg/L	0.89 NTU	104.3 mV	27.70 ft	120.00 ml/min
2/23/2022 1:02 PM	20:00	5.10 pH	25.15 °C	24.45 µS/cm	5.51 mg/L	0.68 NTU	105.7 mV	27.70 ft	120.00 ml/min
2/23/2022 1:07 PM	25:00	5.09 pH	24.74 °C	24.30 µS/cm	5.60 mg/L	0.68 NTU	105.3 mV	27.70 ft	120.00 ml/min
2/23/2022 1:12 PM	30:00	5.10 pH	24.93 °C	24.48 µS/cm	5.49 mg/L	0.84 NTU	138.8 mV	27.70 ft	120.00 ml/min

Samples

Sample ID:	Description:
------------	--------------

Low-Flow Test Report:

Test Date / Time: 2/22/2022 12:39:17 PM

Project: Plant McIntosh LF4

Operator Name: Taylor Goble

Location Name: GWC-15 Well Diameter: 2 in Casing Type: PVC Screen Length: 10 ft Top of Screen: 30.30 ft Total Depth: 40.30 ft Initial Depth to Water: 23 ft	Pump Type: Peri Pump Tubing Type: Poly Pump Intake From TOC: 35 ft Estimated Total Volume Pumped: 4800 ml Flow Cell Volume: 90 ml Final Flow Rate: 160 ml/min Final Draw Down: 0.32 ft	Instrument Used: Aqua TROLL 400 Serial Number: 850724
--	---	--

Test Notes:

Sampled at 1309. Fair 77 degrees.

Low-Flow Readings:

Date Time	Elapsed Time	pH	Temperature	Specific Conductivity	RDO Concentration	Turbidity	ORP	Depth To Water	Flow
		+/- 0.1	+/- 2	+/- 5 %	+/- 10 %	+/- 10	+/- 25	+/- 0.3	
2/22/2022 12:39 PM	00:00	5.39 pH	27.57 °C	29.44 µS/cm	6.84 mg/L	5.99 NTU	219.6 mV	23.22 ft	160.00 ml/min
2/22/2022 12:44 PM	05:00	5.30 pH	24.27 °C	29.70 µS/cm	6.81 mg/L	6.06 NTU	199.8 mV	23.26 ft	160.00 ml/min
2/22/2022 12:49 PM	10:00	5.19 pH	23.92 °C	28.22 µS/cm	7.16 mg/L	5.32 NTU	199.8 mV	23.30 ft	160.00 ml/min
2/22/2022 12:54 PM	15:00	5.18 pH	23.75 °C	27.66 µS/cm	7.11 mg/L	4.47 NTU	195.2 mV	23.32 ft	160.00 ml/min
2/22/2022 12:59 PM	20:00	5.16 pH	23.74 °C	27.13 µS/cm	7.17 mg/L	3.93 NTU	191.9 mV	23.32 ft	160.00 ml/min
2/22/2022 1:04 PM	25:00	5.16 pH	23.69 °C	27.26 µS/cm	7.05 mg/L	3.66 NTU	188.4 mV	23.32 ft	160.00 ml/min
2/22/2022 1:09 PM	30:00	5.15 pH	23.73 °C	26.81 µS/cm	6.99 mg/L	3.41 NTU	185.8 mV	23.32 ft	160.00 ml/min

Samples

Sample ID:	Description:
------------	--------------

Low-Flow Test Report:

Test Date / Time: 2/22/2022 2:45:44 PM

Project: Plant McIntosh LF4

Operator Name: Toby Johnson

Location Name: GWC-17 Well Diameter: 2 in Casing Type: PVC Screen Length: 10 ft Top of Screen: 30.05 ft Total Depth: 40.05 ft Initial Depth to Water: 27.72 ft	Pump Type: Peri Pump Tubing Type: Poly Pump Intake From TOC: 35 ft Estimated Total Volume Pumped: 3900 ml Flow Cell Volume: 90 ml Final Flow Rate: 130 ml/min Final Draw Down: 0.08 ft	Instrument Used: Aqua TROLL 400 Serial Number: 843593
---	---	--

Test Notes:

Sample collected at 1517, sunny 70s

Low-Flow Readings:

Date Time	Elapsed Time	pH	Temperature	Specific Conductivity	RDO Concentration	Turbidity	ORP	Depth to Water	Flow
		+/- 0.1	+/- 2	+/- 5 %	+/- 0.2	+/- 10	+/- 25	+/- 0.3	
2/22/2022 2:45 PM	00:00	5.32 pH	27.46 °C	27.20 µS/cm	5.31 mg/L	2.19 NTU	156.4 mV	27.72 ft	130.00 ml/min
2/22/2022 2:50 PM	05:00	5.29 pH	25.42 °C	28.18 µS/cm	5.25 mg/L	1.31 NTU	110.9 mV	27.80 ft	130.00 ml/min
2/22/2022 2:55 PM	10:00	5.30 pH	25.60 °C	27.94 µS/cm	5.28 mg/L	1.94 NTU	136.7 mV	27.80 ft	130.00 ml/min
2/22/2022 3:00 PM	15:00	5.29 pH	25.46 °C	27.88 µS/cm	5.18 mg/L	0.60 NTU	98.0 mV	27.80 ft	130.00 ml/min
2/22/2022 3:05 PM	20:00	5.29 pH	25.24 °C	27.91 µS/cm	5.22 mg/L	0.60 NTU	132.6 mV	27.80 ft	130.00 ml/min
2/22/2022 3:10 PM	25:00	5.29 pH	24.67 °C	28.10 µS/cm	5.22 mg/L	0.54 NTU	96.8 mV	27.80 ft	130.00 ml/min
2/22/2022 3:15 PM	30:00	5.29 pH	23.79 °C	28.01 µS/cm	5.20 mg/L	0.77 NTU	93.0 mV	27.80 ft	130.00 ml/min

Samples

Sample ID:	Description:
------------	--------------

Low-Flow Test Report:

Test Date / Time: 2/23/2022 9:17:51 AM

Project: Plant McIntosh LF4

Operator Name: Taylor Goble

Location Name: GWC-18 Well Diameter: 2 in Casing Type: PVC Screen Length: 10 ft Top of Screen: 32.20 ft Total Depth: 42.20 ft Initial Depth to Water: 35.96 ft	Pump Type: Bladder Pump Tubing Type: Poly Pump Intake From TOC: 37 ft Estimated Total Volume Pumped: 13066.667 ml Flow Cell Volume: 90 ml Final Flow Rate: 250 ml/min Final Draw Down: 0.4 ft	Instrument Used: Aqua TROLL 400 Serial Number: 850724
---	--	--

Test Notes:

Sampled at 1010. Sunny 70 degrees.

Low-Flow Readings:

Date Time	Elapsed Time	pH	Temperature	Specific Conductivity	RDO Concentration	Turbidity	ORP	Depth To Water	Flow
		+/- 0.1	+/- 2	+/- 5 %	+/- 10 %	+/- 10	+/- 25	+/- 0.3	
2/23/2022 9:17 AM	00:00	6.77 pH	24.19 °C	94.61 µS/cm	7.82 mg/L	13.70 NTU	151.0 mV	35.96 ft	250.00 ml/min
2/23/2022 9:22 AM	05:00	6.17 pH	22.22 °C	83.01 µS/cm	7.13 mg/L	12.50 NTU	169.3 mV	36.12 ft	250.00 ml/min
2/23/2022 9:25 AM	07:15	6.17 pH	22.20 °C	81.51 µS/cm	7.13 mg/L	10.80 NTU	129.4 mV	36.15 ft	250.00 ml/min
2/23/2022 9:30 AM	12:16	6.17 pH	21.59 °C	81.19 µS/cm	7.19 mg/L	9.12 NTU	129.1 mV	36.22 ft	250.00 ml/min
2/23/2022 9:35 AM	17:16	6.17 pH	21.38 °C	81.62 µS/cm	7.21 mg/L	8.12 NTU	162.1 mV	36.27 ft	250.00 ml/min
2/23/2022 9:40 AM	22:16	6.18 pH	21.31 °C	81.99 µS/cm	7.13 mg/L	7.58 NTU	159.5 mV	36.32 ft	250.00 ml/min
2/23/2022 9:45 AM	27:16	6.18 pH	21.41 °C	82.70 µS/cm	7.02 mg/L	6.11 NTU	158.4 mV	36.35 ft	250.00 ml/min
2/23/2022 9:50 AM	32:16	6.18 pH	21.42 °C	83.58 µS/cm	6.89 mg/L	5.62 NTU	157.4 mV	36.36 ft	250.00 ml/min
2/23/2022 9:55 AM	37:16	6.18 pH	21.50 °C	84.03 µS/cm	6.77 mg/L	4.98 NTU	120.8 mV	36.36 ft	250.00 ml/min
2/23/2022 10:00 AM	42:16	6.18 pH	21.64 °C	85.33 µS/cm	6.70 mg/L	4.91 NTU	154.1 mV	36.36 ft	250.00 ml/min
2/23/2022 10:05 AM	47:16	6.19 pH	21.82 °C	85.53 µS/cm	6.56 mg/L	4.70 NTU	119.2 mV	36.36 ft	250.00 ml/min
2/23/2022 10:10 AM	52:16	6.20 pH	21.86 °C	86.72 µS/cm	6.46 mg/L	4.63 NTU	152.2 mV	36.36 ft	250.00 ml/min

Samples

Sample ID:	Description:
------------	--------------

Low-Flow Test Report:

Test Date / Time: 2/23/2022 3:10:06 PM

Project: Plant McIntosh LF4

Operator Name: J. Berisford

Location Name: GWC-19 Well Diameter: 2 in Casing Type: PVC Screen Length: 10 ft Top of Screen: 26.95 ft Total Depth: 36.95 ft Initial Depth to Water: 29.95 ft	Pump Type: Peri. Pump Tubing Type: Poly Pump Intake From TOC: 32 ft Estimated Total Volume Pumped: 16.8 liter Flow Cell Volume: 90 ml Final Flow Rate: 225 ml/min Final Draw Down: 3 in	Instrument Used: Aqua TROLL 400 Serial Number: 884189
---	--	--

Test Notes:

Sunny, 70s, sample time-1625. WL in screen, 3 well volumes purged.

Low-Flow Readings:

Date Time	Elapsed Time	pH	Temperature	Specific Conductivity	RDO Concentration	Turbidity	ORP	Depth to Water	Flow
		+/- 0.1	+/- 10	+/- 5 %	+/- 10 %	+/- 5	+/- 25	+/- 0.3	
2/23/2022 3:10 PM	00:00	10.82 pH	34.70 °C	0.00 µS/cm	6.95 mg/L	132.00 NTU	76.2 mV	29.95 ft	225.00 ml/min
2/23/2022 3:15 PM	05:00	6.40 pH	27.50 °C	135.69 µS/cm	3.44 mg/L	17.00 NTU	3.0 mV	30.10 ft	225.00 ml/min
2/23/2022 3:20 PM	10:00	5.68 pH	23.42 °C	60.47 µS/cm	4.84 mg/L	11.00 NTU	91.0 mV	30.20 ft	225.00 ml/min
2/23/2022 3:25 PM	15:00	5.65 pH	23.00 °C	61.50 µS/cm	5.87 mg/L	6.11 NTU	92.6 mV	30.20 ft	225.00 ml/min
2/23/2022 3:30 PM	20:00	5.63 pH	22.72 °C	60.73 µS/cm	5.76 mg/L	2.37 NTU	91.1 mV	30.20 ft	225.00 ml/min
2/23/2022 3:35 PM	25:00	5.60 pH	22.54 °C	60.67 µS/cm	4.33 mg/L	2.22 NTU	90.4 mV	30.20 ft	225.00 ml/min
2/23/2022 3:40 PM	30:00	5.59 pH	22.49 °C	60.15 µS/cm	4.45 mg/L	3.21 NTU	90.2 mV	30.20 ft	225.00 ml/min
2/23/2022 3:45 PM	35:00	5.63 pH	22.32 °C	60.72 µS/cm	4.67 mg/L	2.55 NTU	89.8 mV	30.20 ft	225.00 ml/min
2/23/2022 3:50 PM	40:00	5.61 pH	22.35 °C	59.26 µS/cm	5.52 mg/L	2.01 NTU	87.7 mV	30.20 ft	225.00 ml/min
2/23/2022 3:55 PM	45:00	5.59 pH	22.27 °C	59.59 µS/cm	5.84 mg/L	1.88 NTU	88.1 mV	30.20 ft	225.00 ml/min
2/23/2022 4:00 PM	50:00	5.59 pH	22.27 °C	61.20 µS/cm	4.44 mg/L	1.05 NTU	87.4 mV	30.20 ft	225.00 ml/min
2/23/2022 4:05 PM	55:00	5.60 pH	22.49 °C	60.83 µS/cm	4.67 mg/L	1.11 NTU	86.0 mV	30.20 ft	225.00 ml/min
2/23/2022 4:10 PM	01:00:00	5.62 pH	22.31 °C	60.63 µS/cm	6.06 mg/L	0.95 NTU	86.9 mV	30.20 ft	225.00 ml/min
2/23/2022 4:15 PM	01:05:00	5.62 pH	22.21 °C	60.87 µS/cm	4.70 mg/L	1.27 NTU	75.1 mV	30.20 ft	225.00 ml/min
2/23/2022 4:20 PM	01:10:00	5.62 pH	22.09 °C	60.77 µS/cm	4.78 mg/L	1.32 NTU	84.7 mV	30.20 ft	225.00 ml/min

2/23/2022 4:25 PM	01:15:00	5.63 pH	22.20 °C	60.24 µS/cm	4.77 mg/L	1.26 NTU	86.2 mV	30.20 ft	225.00 ml/min
----------------------	----------	---------	----------	-------------	-----------	----------	---------	----------	---------------

Samples

Sample ID:	Description:
------------	--------------

Low-Flow Test Report:

Test Date / Time: 2/22/2022 4:15:23 PM

Project: Plant McIntosh LF4

Operator Name: Taylor Goble

Location Name: GWC-20 Well Diameter: 2 in Casing Type: PVC Screen Length: 10 ft Top of Screen: 20.13 ft Total Depth: 30.13 ft Initial Depth to Water: 23.25 ft	Pump Type: Peri Pump Tubing Type: Poly Pump Intake From TOC: 25 ft Estimated Total Volume Pumped: 13050 ml Flow Cell Volume: 90 ml Final Flow Rate: 290 ml/min Final Draw Down: 0.17 ft	Instrument Used: Aqua TROLL 400 Serial Number: 850724
---	--	--

Test Notes:

Sampled at 1700. Fair 76 degrees.

Low-Flow Readings:

Date Time	Elapsed Time	pH	Temperature	Specific Conductivity	RDO Concentration	Turbidity	ORP	Depth To Water	Flow
		+/- 0.1	+/- 2	+/- 5 %	+/- 10 %	+/- 10	+/- 25	+/- 0.3	
2/22/2022 4:15 PM	00:00	5.01 pH	25.01 °C	42.36 µS/cm	5.28 mg/L	12.50 NTU	243.7 mV	23.42 ft	290.00 ml/min
2/22/2022 4:20 PM	05:00	4.97 pH	21.64 °C	42.66 µS/cm	5.38 mg/L	10.70 NTU	204.7 mV	23.42 ft	290.00 ml/min
2/22/2022 4:25 PM	10:00	5.01 pH	21.54 °C	41.95 µS/cm	5.65 mg/L	8.34 NTU	186.4 mV	23.42 ft	290.00 ml/min
2/22/2022 4:30 PM	15:00	5.02 pH	21.46 °C	41.10 µS/cm	5.78 mg/L	5.56 NTU	176.6 mV	23.42 ft	290.00 ml/min
2/22/2022 4:35 PM	20:00	5.06 pH	21.37 °C	41.53 µS/cm	5.33 mg/L	3.92 NTU	170.7 mV	23.42 ft	290.00 ml/min
2/22/2022 4:40 PM	25:00	5.03 pH	21.28 °C	41.86 µS/cm	5.60 mg/L	2.74 NTU	169.2 mV	23.42 ft	290.00 ml/min
2/22/2022 4:45 PM	30:00	4.99 pH	21.19 °C	42.58 µS/cm	5.65 mg/L	2.18 NTU	169.7 mV	23.42 ft	290.00 ml/min
2/22/2022 4:50 PM	35:00	5.02 pH	21.14 °C	41.60 µS/cm	5.25 mg/L	1.97 NTU	167.0 mV	23.42 ft	290.00 ml/min
2/22/2022 4:55 PM	40:00	4.99 pH	21.10 °C	42.09 µS/cm	5.68 mg/L	1.52 NTU	166.8 mV	23.42 ft	290.00 ml/min
2/22/2022 5:00 PM	45:00	5.02 pH	21.05 °C	42.17 µS/cm	5.63 mg/L	1.31 NTU	165.9 mV	23.42 ft	290.00 ml/min

Samples

Sample ID:	Description:
------------	--------------

Low-Flow Test Report:

Test Date / Time: 2/23/2022 3:09:14 PM

Project: Plant McIntosh LF4

Operator Name: Taylor Goble

Location Name: GWC-21 Well Diameter: 2 in Casing Type: PVC Screen Length: 10 ft Top of Screen: 17.16 ft Total Depth: 27.16 ft Initial Depth to Water: 21.42 ft	Pump Type: Peri Pump Tubing Type: Poly Pump Intake From TOC: 24 ft Estimated Total Volume Pumped: 11550 ml Flow Cell Volume: 90 ml Final Flow Rate: 210 ml/min Final Draw Down: 0.63 ft	Instrument Used: Aqua TROLL 400 Serial Number: 850724
---	--	--

Test Notes:

Sampled at 1604. Sunny 84 degrees.

Low-Flow Readings:

Date Time	Elapsed Time	pH	Temperature	Specific Conductivity	RDO Concentration	Turbidity	ORP	Depth To Water	Flow
		+/- 0.1	+/- 2	+/- 5 %	+/- 10 %	+/- 10	+/- 25	+/- 0.3	
2/23/2022 3:09 PM	00:00	4.93 pH	24.81 °C	38.84 µS/cm	3.63 mg/L	20.90 NTU	247.9 mV	21.80 ft	210.00 ml/min
2/23/2022 3:14 PM	05:00	4.92 pH	22.64 °C	40.34 µS/cm	4.48 mg/L	16.60 NTU	196.2 mV	21.86 ft	210.00 ml/min
2/23/2022 3:19 PM	10:00	4.92 pH	22.55 °C	40.21 µS/cm	4.57 mg/L	14.40 NTU	177.9 mV	21.92 ft	210.00 ml/min
2/23/2022 3:24 PM	15:00	4.91 pH	22.49 °C	40.34 µS/cm	4.67 mg/L	11.70 NTU	165.7 mV	21.97 ft	210.00 ml/min
2/23/2022 3:29 PM	20:00	4.91 pH	22.67 °C	40.09 µS/cm	4.48 mg/L	9.05 NTU	166.4 mV	22.02 ft	210.00 ml/min
2/23/2022 3:34 PM	25:00	4.91 pH	22.40 °C	39.98 µS/cm	4.36 mg/L	7.88 NTU	163.9 mV	22.05 ft	210.00 ml/min
2/23/2022 3:39 PM	30:00	4.90 pH	22.30 °C	39.93 µS/cm	4.20 mg/L	6.17 NTU	160.8 mV	22.05 ft	210.00 ml/min
2/23/2022 3:44 PM	35:00	4.90 pH	22.22 °C	40.24 µS/cm	4.04 mg/L	5.27 NTU	208.9 mV	22.05 ft	210.00 ml/min
2/23/2022 3:49 PM	40:00	4.90 pH	22.43 °C	40.24 µS/cm	3.93 mg/L	4.04 NTU	212.5 mV	22.05 ft	210.00 ml/min
2/23/2022 3:54 PM	45:00	4.87 pH	22.26 °C	39.81 µS/cm	3.83 mg/L	3.82 NTU	164.9 mV	22.05 ft	210.00 ml/min
2/23/2022 3:59 PM	50:00	4.87 pH	22.15 °C	40.03 µS/cm	3.76 mg/L	3.40 NTU	158.7 mV	22.05 ft	210.00 ml/min
2/23/2022 4:04 PM	55:00	4.87 pH	22.23 °C	40.33 µS/cm	3.47 mg/L	3.32 NTU	160.8 mV	22.05 ft	210.00 ml/min

Samples

Sample ID:	Description:
------------	--------------

Low-Flow Test Report:

Test Date / Time: 2/23/2022 1:20:44 PM

Project: Plant McIntosh LF4

Operator Name: Taylor Goble

Location Name: GWC-23 Well Diameter: 2 in Casing Type: PVC Screen Length: 10 ft Top of Screen: 23.70 ft Total Depth: 33.70 ft Initial Depth to Water: 29.21 ft	Pump Type: Peri Pump Tubing Type: Poly Pump Intake From TOC: 31 ft Estimated Total Volume Pumped: 8800 ml Flow Cell Volume: 90 ml Final Flow Rate: 160 ml/min Final Draw Down: 1.02 ft	Instrument Used: Aqua TROLL 400 Serial Number: 850724
---	---	--

Test Notes:

Sampled at 1417. Sunny 83 degrees.

Low-Flow Readings:

Date Time	Elapsed Time	pH	Temperature	Specific Conductivity	RDO Concentration	Turbidity	ORP	Depth To Water	Flow
		+/- 0.1	+/- 2	+/- 5 %	+/- 10 %	+/- 10	+/- 25	+/- 0.3	
2/23/2022 1:20 PM	00:00	5.47 pH	29.86 °C	47.44 µS/cm	2.75 mg/L	2.90 NTU	171.8 mV	29.35 ft	160.00 ml/min
2/23/2022 1:25 PM	05:00	5.13 pH	25.50 °C	37.02 µS/cm	3.49 mg/L	2.27 NTU	196.7 mV	29.53 ft	160.00 ml/min
2/23/2022 1:30 PM	10:00	5.10 pH	25.73 °C	35.55 µS/cm	4.49 mg/L	1.93 NTU	199.0 mV	29.73 ft	160.00 ml/min
2/23/2022 1:35 PM	15:00	5.10 pH	25.57 °C	35.44 µS/cm	5.23 mg/L	1.88 NTU	194.0 mV	29.84 ft	160.00 ml/min
2/23/2022 1:40 PM	20:00	5.11 pH	25.56 °C	35.35 µS/cm	5.63 mg/L	1.81 NTU	188.7 mV	29.95 ft	160.00 ml/min
2/23/2022 1:45 PM	25:00	5.11 pH	25.60 °C	35.72 µS/cm	6.11 mg/L	1.72 NTU	184.6 mV	30.06 ft	160.00 ml/min
2/23/2022 1:50 PM	30:00	5.11 pH	25.80 °C	35.28 µS/cm	6.09 mg/L	1.75 NTU	181.5 mV	30.18 ft	160.00 ml/min
2/23/2022 1:55 PM	35:00	5.11 pH	25.68 °C	35.69 µS/cm	6.00 mg/L	1.60 NTU	178.3 mV	30.22 ft	160.00 ml/min
2/23/2022 2:00 PM	40:00	5.09 pH	25.64 °C	35.54 µS/cm	5.52 mg/L	1.55 NTU	176.0 mV	30.23 ft	160.00 ml/min
2/23/2022 2:05 PM	45:00	5.11 pH	25.92 °C	35.78 µS/cm	5.77 mg/L	1.88 NTU	174.3 mV	30.23 ft	160.00 ml/min
2/23/2022 2:10 PM	50:00	5.11 pH	25.20 °C	35.93 µS/cm	5.94 mg/L	2.24 NTU	170.9 mV	30.23 ft	160.00 ml/min
2/23/2022 2:15 PM	55:00	5.11 pH	25.24 °C	36.58 µS/cm	5.37 mg/L	1.85 NTU	168.9 mV	30.23 ft	160.00 ml/min

Samples

Sample ID:	Description:
------------	--------------



Daily Instrument Calibration Log

SITE: Plant McIntosh LF4
TECHNICIAN: T. Goble

WATER LEVEL: 50 inst
WATER LEVEL S/N: 236986

INSTRUMENT S/N: 850724
INSTRUMENT TYPE: Smartroll

CAL. SOLUTION/S:	ID:	LOT #:	EXP. DATE:
	<u>pH 10</u>	<u>28009056</u>	<u>4/23</u>
	<u>pH 7</u>	<u>21380102</u>	<u>4/23</u>
	<u>pH 4</u>	<u>21470032</u>	<u>4/23</u>
	<u>Cond</u>	<u>21470032</u>	<u>4/23</u>
	<u>ORP</u>	<u>21140143</u>	<u>4/23</u>
	ID:	LOT #:	EXP. DATE:
	ID:	LOT #:	EXP. DATE:

Calibration Date: 2-22-22
 RDO: 100% sat. = 101.18
 PH: 4.00 = 4.20 7.00 = 7.08 10.00 = 10.05
 CONDUCTIVITY: 4490 = 4464
 ORP (mV) 228 = 223.6

*midday
pH check = 7.05*

Calibration Date: 2-23-22
 RDO: 100% sat. = 98.38
 PH: 4.00 = 4.04 7.00 = 7.04 10.00 = 10.03
 CONDUCTIVITY: 4490 = 4596
 ORP (mV) 228 = 231.8

*midday
pH check = 7.07*

Calibration Date:
 RDO: 100% sat. =
 PH: 4.00 = 7.00 = 10.00 =
 CONDUCTIVITY: _____
 ORP (mV) _____

Calibration Date:
 RDO: 100% sat. =
 PH: 4.00 = 7.00 = 10.00 =
 CONDUCTIVITY: _____
 ORP (mV) _____

Calibration Date:
 RDO: 100% sat. =
 PH: 4.00 = 7.00 = 10.00 =
 CONDUCTIVITY: _____
 ORP (mV) _____



Daily Instrument Calibration Log

SITE: Plant McIntosh LF4
 TECHNICIAN: T. Goble

INSTRUMENT S/N: P UACH 20000
 INSTRUMENT TYPE: 16040C049767
 CAL. SOLUTION: 0 NTU - LOT # - EXP. DATE: New DI
 10 NTU - LOT # 2961801 EXP. DATE: 4/22
 20 NTU - LOT # 2684801 EXP. DATE: 4/22

Calibration Date:

2-22-22

Calibration Solution	Instrument Reading	
0.0	<u>0.22</u>	NTU
10.0	<u>10.2</u>	NTU
20.0	<u>19.4</u>	NTU

100 = 99.8
 800 = 805

Calibration Date:

2-23-22

Calibration Solution	Instrument Reading	
0.0	<u>0.26</u>	NTU
10.0	<u>10.2</u>	NTU
20.0	<u>20.8</u>	NTU

100 = 102
 800 = 804

Calibration Date:

Calibration Solution	Instrument Reading	
0.0		NTU
10.0		NTU
20.0		NTU

Calibration Date:

Calibration Solution	Instrument Reading	
0.0		NTU
10.0		NTU
20.0		NTU

Calibration Date:

Calibration Solution	Instrument Reading	
0.0		NTU
10.0		NTU
20.0		NTU

Calibration Date:

Calibration Solution	Instrument Reading	
0.0		NTU
10.0		NTU
20.0		NTU



Daily Instrument Calibration Log

SITE: Plant McIntosh LF#4
TECHNICIAN: Toby Johnson

WATER LEVEL: Solinst
WATER LEVEL S/N: 322101

INSTRUMENT S/N: 843593
INSTRUMENT TYPE: Agua Troll 400
CAL. SOLUTIONS/ID: PH 7 LOT #: 16I081 EXP. DATE: 9/23
ID: PH10 LOT #: 16F458 EXP. DATE: 6/23
ID: PH4 LOT #: 166104 EXP. DATE: 7/23
ID: 1.413 conductivity LOT #: 166973 EXP. DATE: 7/22
ID: ORP LOT #: 16K009 EXP. DATE: 8/22
ID: _____ LOT #: _____ EXP. DATE: _____
ID: _____ LOT #: _____ EXP. DATE: _____

Calibration Date: 2/22/22
RDO: 100% sat. = 112.90
PH: 4.00 = 4.13 7.00 = 7.08 10.00 = 10.02 PH: 7.01
CONDUCTIVITY: 1531.9 *mid day check*
ORP (mV) 233.2

Calibration Date: 2/23/22
RDO: 100% sat. = 91.48
PH: 4.00 = 4.02 7.00 = 7.02 10.00 = 10.05 PH: 7.02
CONDUCTIVITY: 1198.5 *Mid day check*
ORP (mV) 235.3

Calibration Date: _____
RDO: 100% sat. = _____
PH: 4.00 = _____ 7.00 = _____ 10.00 = _____
CONDUCTIVITY: _____
ORP (mV) _____

Calibration Date: _____
RDO: 100% sat. = _____
PH: 4.00 = _____ 7.00 = _____ 10.00 = _____
CONDUCTIVITY: _____
ORP (mV) _____

Calibration Date: _____
RDO: 100% sat. = _____
PH: 4.00 = _____ 7.00 = _____ 10.00 = _____
CONDUCTIVITY: _____
ORP (mV) _____



Daily Instrument Calibration Log

SITE: Plant McIntosh LF #4
 TECHNICIAN: Toby Johnson

INSTRUMENT S/N: 12050C017682
 INSTRUMENT TYPE: Hach 2100Q
 CAL. SOLUTION: 0 NTU - LOT # P.I water EXP. DATE: New
 10 NTU - LOT # A1062 EXP. DATE: 6/22
 20 NTU - LOT # 2681801 EXP. DATE: 4/22

Calibration Date: 2/22/22

Calibration Solution	Instrument Reading	
0.0	<u>0.31</u>	NTU
10.0	<u>9.26</u>	NTU
20.0	<u>20.2</u>	NTU

Calibration Date: 2/23/22

Calibration Solution	Instrument Reading	
0.0	<u>0.21</u>	NTU
10.0	<u>9.90</u>	NTU
20.0	<u>20.1</u>	NTU

Calibration Date:

Calibration Solution	Instrument Reading	
0.0		NTU
10.0		NTU
20.0		NTU

Calibration Date:

Calibration Solution	Instrument Reading	
0.0		NTU
10.0		NTU
20.0		NTU

Calibration Date:

Calibration Solution	Instrument Reading	
0.0		NTU
10.0		NTU
20.0		NTU

Calibration Date:

Calibration Solution	Instrument Reading	
0.0		NTU
10.0		NTU
20.0		NTU



Daily Instrument Calibration Log

SITE: M. Tarkenton App-1
 TECHNICIAN: J. Berke
 WATER LEVEL: Solent
 WATER LEVEL S/N: 267309

INSTRUMENT S/N: 824189
 INSTRUMENT TYPE: AquaTroll
 CAL. SOLUTIONS:
 ID: Dist. Cal LOT #: 21070193 EXP. DATE: 8/22
 ID: pH 7 LOT #: 2100060 EXP. DATE: 8/22
 ID: pH 10 LOT #: 21080189 EXP. DATE: 6/22
 ID: ORP LOT #: 21140141 EXP. DATE: 8/22
 ID: Cond LOT #: 1649948 EXP. DATE: 8/22

Midday pH check
 Must be less than .10
 (6.90-7.10 range)
 Recalibrate if not within range

Calibration Date: 2/22/22
 RDO: 100% sat. = 104% **Midday pH check**
 PH: 4.00 = 4.21 7.00 = 6.98 10.00 = 10.07 7.0 = 6.96
 PH Recal (if needed): 4.00 = 7.00 = 10.00 = 7.0 = post recal check
 CONDUCTIVITY: 1413 = 1542
 ORP (mV) 228 = 223.4

Calibration Date: 2/23/22
 RDO: 100% sat. = 98.6% **Midday pH check**
 PH: 4.00 = 4.13 7.00 = 7.02 10.00 = 9.81 7.0 = 7.03
 PH Recal (if needed): 4.00 = 7.00 = 10.00 = 7.0 = post recal check
 CONDUCTIVITY: 1413 = 1442
 ORP (mV) 228 = 233.1

Calibration Date:
 RDO: 100% sat. = **Midday pH check**
 PH: 4.00 = 7.00 = 10.00 = 7.0 =
 PH Recal (if needed): 4.00 = 7.00 = 10.00 = 7.0 = post recal check
 CONDUCTIVITY: =
 ORP (mV) =

Calibration Date:
 RDO: 100% sat. = **Midday pH check**
 PH: 4.00 = 7.00 = 10.00 = 7.0 =
 PH Recal (if needed): 4.00 = 7.00 = 10.00 = 7.0 = post recal check
 CONDUCTIVITY: =
 ORP (mV) =

Calibration Date:
 RDO: 100% sat. = **Midday pH check**
 PH: 4.00 = 7.00 = 10.00 = 7.0 =
 PH Recal (if needed): 4.00 = 7.00 = 10.00 = 7.0 = post recal check
 CONDUCTIVITY: =
 ORP (mV) =



Daily Instrument Calibration Log

SITE: Plant McIntosh
 TECHNICIAN: J. Benson

INSTRUMENT S/N: 150406040490
 INSTRUMENT TYPE: Hach 2100Q
 CAL. SOLUTION: 0 NTU - LOT # N/A — EXP. DATE: DI H₂O
10 NTU - LOT # A1013 EXP. DATE: 4/22
20 NTU - LOT # A1013 EXP. DATE: 4/22

Calibration Date: 2/22/22

Calibration Solution	Instrument Reading	
0.0	0.54	NTU
10.0	9.78	NTU
20.0	26.2	NTU

Calibration Date: 2/23/22

Calibration Solution	Instrument Reading	
0.0	0.41	NTU
10.0	9.82	NTU
20.0	26.8	NTU

Calibration Date:

Calibration Solution	Instrument Reading	
0.0		NTU
10.0		NTU
20.0		NTU

Calibration Date:

Calibration Solution	Instrument Reading	
0.0		NTU
10.0		NTU
20.0		NTU

Calibration Date:

Calibration Solution	Instrument Reading	
0.0		NTU
10.0		NTU
20.0		NTU

Calibration Date:

Calibration Solution	Instrument Reading	
0.0		NTU
10.0		NTU
20.0		NTU

**Plant McIntosh Landfill No. 4
February 2022 Well Inspection Form**



Permit No.: 051-010D(LI)

1- <u>Location/Identification</u>		GWC-1	GWA-2	GWA-3	GWC-4A (*GWB-4A)	GWC-5 (*GWB-5)	GWC-9	GWC-10	GWC-11	GWC-12	GWA-13
a	Is the well visible and accessible?	Yes	Yes	Yes	Yes	Yes	Yes	Yes	Yes	Yes	Yes
b	Is the well properly identified with the correct well ID?	Yes	Yes	Yes	Yes	Yes	Yes	Yes	Yes	Yes	Yes
c	Does the well require protection from traffic?	No	No	No	No	No	No	No	No	No	No
d	Is the drainage around the well acceptable? (No standing water, nor is well located in obvious drainage flow path)	Yes	Yes	Yes	Yes	Yes	Yes	Yes	Yes	Yes	Yes

NOTE: * Well shown within parentheses is proposed name change as described in 2018 permit submittal; Form Derived from "Georgia EPD's Groundwater Monitoring Well Integrity Form".

**Plant McIntosh Landfill No. 4
February 2022 Well Inspection Form**



Permit No.: 051-010D(LI)

2 - <u>Protective Outer Casing</u>		GWC-1	GWA-2	GWA-3	GWC-4A (GWB-4A)	GWC-5 (GWB-5)	GWC-9	GWC-10	GWC-11	GWC-12	GWA-13
a	Is the protective casing free from apparent damage?	Yes	Yes	Yes	Yes	Yes	Yes	Yes	Yes	Yes	Yes
b	Is the casing free of degradation or deterioration?	Yes	Yes	Yes	Yes	Yes	Yes	Yes	Yes	Yes	Yes
c	Does the casing have a functioning weep hole?	Yes	Yes	Yes	Yes	Yes	Yes	Yes	Yes	Yes	Yes
d	Is the annular space between casings filled with pea gravel or sand?	Yes	Yes	Yes	Yes	Yes	Yes	Yes	Yes	Yes	Yes
e	Is the well locked, and is the lock in good working condition?	Yes	Yes	Yes	Yes	Yes	Yes	Yes	Yes	Yes	Yes

NOTE: Form Derived from "Georgia EPD's Groundwater Monitoring Well Integrity Form".

**Plant McIntosh Landfill No. 4
February 2022 Well Inspection Form**



Permit No.: 051-010D(LI)

3 - <u>Surface Pad</u>		GWC-1	GWA-2	GWA-3	GWC-4A (GWB-4A)	GWC-5 (GWB-5)	GWC-9	GWC-10	GWC-11	GWC-12	GWA-13
a	Is the well pad in good condition? (Not cracked or broken)	Yes	Yes	Yes	Yes	Yes	Yes	Yes	Yes	Yes	Yes
b	Does the well pad provide adequate surface seal and stability to the well?	Yes	Yes	Yes	Yes	Yes	Yes	Yes	Yes	Yes	Yes
c	Is the well pad in complete contact with the protective casing?	Yes	Yes	Yes	Yes	Yes	Yes	Yes	Yes	Yes	Yes
d	Is the well pad in complete contact with the ground surface? (Not undermined by erosion, animal burrows, and does not move when stepped on)	Yes	Yes	Yes	Yes	Yes	Yes	Yes	Yes	Yes	Yes
e	Is the pad surface clean? (Not covered by soil or debris)	Yes	Yes	Yes	Yes	Yes	Yes	Yes	Yes	Yes	Yes

NOTE: Form Derived from "Georgia EPD's Groundwater Monitoring Well Integrity Form".

**Plant McIntosh Landfill No. 4
February 2022 Well Inspection Form**



Permit No.: 051-010D(LI)

4 - Internal Well Casing		GWC-1	GWA-2	GWA-3	GWC-4A (GWB-4A)	GWC-5 (GWB-5)	GWC-9	GWC-10	GWA-13	GWC-12	GWA-13
a	Does the well cap prevent entry of foreign material into the well?	Yes	Yes	Yes	Yes	Yes	Yes	Yes	Yes	Yes	Yes
b	Is the casing free of kinks or bends, or any obstruction from foreign objects (such as bailers) ?	Yes	Yes	Yes	Yes	Yes	Yes	Yes	Yes	Yes	Yes
c	Does the well have a venting hole near the top of casing?	Yes	Yes	Yes	Yes	Yes	Yes	Yes	Yes	Yes	Yes
d	Is the survey point clearly marked on the inner casing?	Yes	Yes	Yes	Yes	Yes	Yes	Yes	Yes	Yes	Yes
e	Is the depth of the well consistent with the original well log?	Yes	Yes	Yes	Yes	Yes	Yes	Yes	Yes	Yes	Yes
f	Does the PVC casing move easily when touched or can it be taken apart by hand due to lack of grout or use of slip couplings in construction?	No	No	No	No	No	No	No	No	No	No

NOTE: Form Derived from "Georgia EPD's Groundwater Monitoring Well Integrity Form".

**Plant McIntosh Landfill No. 4
February 2022 Well Inspection Form**



Permit No.: 051-010D(LI)

5 - Sampling (Groundwater Monitoring Wells Only):

		GWC-1	GWA-2	GWA-3	GWC-4A (GWB-4A)	GWC-5 (GWB-5)	GWC-9	GWC-10	GWA-13	GWC-12	GWA-13
a	Does the well recharge adequately when purged?	Yes	Yes	Yes	Yes	Yes	Yes	Yes	Yes	Yes	Yes
b	If dedicated sampling equipment is installed, is it in good condition?	N/A	N/A	N/A	N/A	N/A	N/A	N/A	N/A	N/A	N/A
c	Does the well require redevelopment due to slow recharge or turbidity > 10 NTUs?	No	No	No	No	No	No	No	No	No	No

Note: N/A - Not Applicable

6 - Based on your professional judgment, is the well construction / location appropriate to:

		GWC-1	GWA-2	GWA-3	GWC-4A (GWB-4A)	GWC-5 (GWB-5)	GWC-9	GWC-10	GWA-13	GWC-12	GWA-13
	1) achieve the objectives of the facility Groundwater Monitoring Program, and 2) comply with the applicable regulatory requirements?	Yes	Yes	Yes	Yes	Yes	Yes	Yes	Yes	Yes	Yes

7 - Corrective actions completed and Notes:

Staff: T. Goble
Date: 2/22/2022

NOTE: Form Derived from "Georgia EPD's Groundwater Monitoring Well Integrity Form".

**Plant McIntosh Landfill No. 4
February 2022 Well Inspection Form**



Permit No.: 051-010D(LI)

1 - <u>Location/Identification</u>		GWA-14	GWC-15 (*GWB-15)	GWA-16 (*GWB-16)	GWC-17	GWC-18	GWC-19	GWC-20	GWC-21	GWC-22 (*PZ-22)	GWC-23
a	Is the well visible and accessible?	Yes	Yes	Yes	Yes	Yes	Yes	Yes	Yes	Yes	Yes
b	Is the well properly identified with the correct well ID?	Yes	Yes	Yes	Yes	Yes	Yes	Yes	Yes	Yes	Yes
c	Does the well require protection from traffic?	No	No	No	No	No	No	No	No	No	No
d	Is the drainage around the well acceptable? (No standing water, nor is well located in obvious drainage flow path)	Yes	Yes	Yes	Yes	Yes	Yes	Yes	Yes	Yes	Yes

NOTE: * Well shown within parentheses is proposed name change as described in 2018 permit submittal; Form Derived from "Georgia EPD's Groundwater Monitoring Well Integrity Form".

**Plant McIntosh Landfill No. 4
February 2022 Well Inspection Form**



Permit No.: 051-010D(LI)

2 - <u>Protective Outer Casing</u>		GWA-14	GWC-15 (GWB-15)	GWA-16 (GWB-16)	GWC-17	GWC-18	GWC-19	GWC-20	GWC-21	GWC-22 (PZ-22)	GWC-23
a	Is the protective casing free from apparent damage?	Yes	Yes	Yes	Yes	Yes	Yes	Yes	Yes	Yes	Yes
b	Is the casing free of degradation or deterioration?	Yes	Yes	Yes	Yes	Yes	Yes	Yes	Yes	Yes	Yes
c	Does the casing have a functioning weep hole?	Yes	Yes	Yes	Yes	Yes	Yes	Yes	Yes	Yes	Yes
d	Is the annular space between casings filled with pea gravel or sand?	Yes	Yes	Yes	Yes	Yes	Yes	Yes	Yes	Yes	Yes
e	Is the well locked, and is the lock in good working condition?	Yes	Yes	Yes	Yes	Yes	Yes	Yes	Yes	Yes	Yes

NOTE: Form Derived from "Georgia EPD's Groundwater Monitoring Well Integrity Form".

**Plant McIntosh Landfill No. 4
February 2022 Well Inspection Form**



Permit No.: 051-010D(LI)

3 - <u>Surface Pad</u>		GWA-14	GWC-15 (GWB-15)	GWA-16 (GWB-16)	GWC-17	GWC-18	GWC-19	GWC-20	GWC-21	GWC-22 (PZ-22)	GWC-23
a	Is the well pad in good condition? (Not cracked or broken)	Yes	Yes	Yes	Yes	Yes	Yes	Yes	Yes	Yes	Yes
b	Does the well pad provide adequate surface seal and stability to the well?	Yes	Yes	Yes	Yes	Yes	Yes	Yes	Yes	Yes	Yes
c	Is the well pad in complete contact with the protective casing?	Yes	Yes	Yes	Yes	Yes	Yes	Yes	Yes	Yes	Yes
d	Is the well pad in complete contact with the ground surface? (Not undermined by erosion, animal burrows, and does not move when stepped on)	Yes	Yes	Yes	Yes	Yes	Yes	Yes	Yes	Yes	Yes
e	Is the pad surface clean? (Not covered by soil or debris)	Yes	Yes	Yes	Yes	Yes	Yes	Yes	Yes	Yes	Yes

NOTE: Form Derived from "Georgia EPD's Groundwater Monitoring Well Integrity Form".

**Plant McIntosh Landfill No. 4
February 2022 Well Inspection Form**



Permit No.: 051-010D(LI)

4 - Internal Well Casing		GWA-14	GWC-15 (GWB-15)	GWA-16 (GWB-16)	GWC-17	GWC-18	GWC-19	GWC-20	GWC-21	GWC-22 (PZ-22)	GWC-23
a	Does the well cap prevent entry of foreign material into the well?	Yes	Yes	Yes	Yes	Yes	Yes	Yes	Yes	Yes	Yes
b	Is the casing free of kinks or bends, or any obstruction from foreign objects (such as bailers) ?	Yes	Yes	Yes	Yes	Yes	Yes	Yes	Yes	Yes	Yes
c	Does the well have a venting hole near the top of casing?	Yes	Yes	Yes	Yes	Yes	Yes	Yes	Yes	Yes	Yes
d	Is the survey point clearly marked on the inner casing?	Yes	Yes	Yes	Yes	Yes	Yes	Yes	Yes	Yes	Yes
e	Is the depth of the well consistent with the original well log?	Yes	Yes	Yes	Yes	Yes	Yes	Yes	Yes	Yes	Yes
f	Does the PVC casing move easily when touched or can it be taken apart by hand due to lack of grout or use of slip couplings in construction?	No	No	No	No	No	No	No	No	No	No

NOTE: Form Derived from "Georgia EPD's Groundwater Monitoring Well Integrity Form".

**Plant McIntosh Landfill No. 4
February 2022 Well Inspection Form**



Permit No.: 051-010D(LI)

5 - Sampling (Groundwater Monitoring Wells Only):

		GWA-14	GWC-15 (GWB-15)	GWA-16 (GWB-16)	GWC-17	GWC-18	GWC-19	GWC-20	GWC-21	GWC-22 (PZ-22)	GWC-23
a	Does the well recharge adequately when purged?	Yes	Yes	Yes	Yes	Yes	Yes	Yes	Yes	N/A	Yes
b	If dedicated sampling equipment is installed, is it in good condition?	N/A	N/A	N/A	N/A	N/A	N/A	N/A	N/A	N/A	N/A
c	Does the well require redevelopment due to slow recharge or turbidity > 10 NTUs?	No	No	No	No	No	No	No	No	N/A	No

Note: N/A - Not Applicable

6 - Based on your professional judgment, is the well construction / location appropriate to:

	GWA-14	GWC-15 (GWB-15)	GWA-16 (GWB-16)	GWC-17	GWC-18	GWC-19	GWC-20	GWC-21	GWC-22 (PZ-22)	GWC-23
1) achieve the objectives of the facility Groundwater Monitoring Program, and 2) comply with the applicable regulatory requirements?	Yes	Yes	Yes	Yes	Yes	Yes	Yes	Yes	Yes	Yes

7 - Corrective actions completed and Notes:

Staff: T. Goble
Date: 2/22/2022

NOTE: Form Derived from "Georgia EPD's Groundwater Monitoring Well Integrity Form".

APPENDIX A

*Laboratory Analytical and Field Sampling Reports
August 2022 Monitoring Event*

ANALYTICAL REPORT

Eurofins Savannah
5102 LaRoche Avenue
Savannah, GA 31404
Tel: (912)354-7858

Laboratory Job ID: 680-219194-1
Client Project/Site: Plant McIntosh Landfill 4
Revision: 1

For:
Southern Company
241 Ralph McGill Blvd SE
B10185
Atlanta, Georgia 30308

Attn: Kristen N Jurinko



Authorized for release by:
10/21/2022 3:30:49 PM

David Fuller, Project Manager
(770)344-8986
David.Fuller@et.eurofinsus.com

LINKS

Review your project
results through



Have a Question?



Visit us at:

www.eurofinsus.com/Env

The test results in this report meet all 2003 NELAC, 2009 TNI, and 2016 TNI requirements for accredited parameters, exceptions are noted in this report. This report may not be reproduced except in full, and with written approval from the laboratory. For questions please contact the Project Manager at the e-mail address or telephone number listed on this page.

This report has been electronically signed and authorized by the signatory. Electronic signature is intended to be the legally binding equivalent of a traditionally handwritten signature.

Results relate only to the items tested and the sample(s) as received by the laboratory.

Definitions/Glossary

Client: Southern Company
Project/Site: Plant McIntosh Landfill 4

Job ID: 680-219194-1

Qualifiers

HPLC/IC

Qualifier	Qualifier Description
4	MS, MSD: The analyte present in the original sample is greater than 4 times the matrix spike concentration; therefore, control limits are not applicable.
F1	MS and/or MSD recovery exceeds control limits.
J	Result is less than the RL but greater than or equal to the MDL and the concentration is an approximate value.

Metals

Qualifier	Qualifier Description
B	Compound was found in the blank and sample.
J	Result is less than the RL but greater than or equal to the MDL and the concentration is an approximate value.

General Chemistry

Qualifier	Qualifier Description
F3	Duplicate RPD exceeds the control limit
F5	Duplicate RPD exceeds limit, and one or both sample results are less than 5 times RL, and the absolute difference between results is < the upper reporting limits for both.

Glossary

Abbreviation	These commonly used abbreviations may or may not be present in this report.
α	Listed under the "D" column to designate that the result is reported on a dry weight basis
%R	Percent Recovery
CFL	Contains Free Liquid
CFU	Colony Forming Unit
CNF	Contains No Free Liquid
DER	Duplicate Error Ratio (normalized absolute difference)
Dil Fac	Dilution Factor
DL	Detection Limit (DoD/DOE)
DL, RA, RE, IN	Indicates a Dilution, Re-analysis, Re-extraction, or additional Initial metals/anion analysis of the sample
DLC	Decision Level Concentration (Radiochemistry)
EDL	Estimated Detection Limit (Dioxin)
LOD	Limit of Detection (DoD/DOE)
LOQ	Limit of Quantitation (DoD/DOE)
MCL	EPA recommended "Maximum Contaminant Level"
MDA	Minimum Detectable Activity (Radiochemistry)
MDC	Minimum Detectable Concentration (Radiochemistry)
MDL	Method Detection Limit
ML	Minimum Level (Dioxin)
MPN	Most Probable Number
MQL	Method Quantitation Limit
NC	Not Calculated
ND	Not Detected at the reporting limit (or MDL or EDL if shown)
NEG	Negative / Absent
POS	Positive / Present
PQL	Practical Quantitation Limit
PRES	Presumptive
QC	Quality Control
RER	Relative Error Ratio (Radiochemistry)
RL	Reporting Limit or Requested Limit (Radiochemistry)
RPD	Relative Percent Difference, a measure of the relative difference between two points
TEF	Toxicity Equivalent Factor (Dioxin)
TEQ	Toxicity Equivalent Quotient (Dioxin)
TNTC	Too Numerous To Count

Sample Summary

Client: Southern Company
Project/Site: Plant McIntosh Landfill 4

Job ID: 680-219194-1

Lab Sample ID	Client Sample ID	Matrix	Collected	Received
680-219194-1	GWA-2	Water	08/02/22 10:24	08/03/22 11:05
680-219194-2	GWA-3	Water	08/02/22 10:53	08/03/22 11:05
680-219194-3	GWA-13	Water	08/02/22 12:10	08/03/22 11:05
680-219194-4	GWA-14	Water	08/02/22 11:30	08/03/22 11:05
680-219194-5	GWA-16	Water	08/02/22 13:18	08/03/22 11:05
680-219194-6	GWC-5	Water	08/02/22 16:07	08/03/22 11:05
680-219194-7	GWC-15	Water	08/02/22 16:52	08/03/22 11:05
680-219194-8	GWC-17	Water	08/02/22 14:37	08/03/22 11:05
680-219194-9	GWC-18	Water	08/02/22 15:42	08/03/22 11:05
680-219194-10	GWC-11	Water	08/02/22 14:00	08/03/22 11:05
680-219194-11	FD-03	Water	08/02/22 00:00	08/03/22 11:05
680-219194-12	FB-05	Water	08/02/22 13:40	08/03/22 11:05
680-219194-13	EB-07	Water	08/02/22 15:25	08/03/22 11:05
680-219328-1	GWC-1	Water	08/03/22 10:23	08/05/22 09:20
680-219328-2	GWC-4A	Water	08/03/22 16:22	08/05/22 09:20
680-219328-3	GWC-9	Water	08/03/22 12:35	08/05/22 09:20
680-219328-4	GWC-10	Water	08/03/22 10:59	08/05/22 09:20
680-219328-5	GWC-12	Water	08/03/22 11:11	08/05/22 09:20
680-219328-6	GWC-19	Water	08/03/22 12:40	08/05/22 09:20
680-219328-7	GWC-20	Water	08/03/22 14:10	08/05/22 09:20
680-219328-8	GWC-21	Water	08/04/22 10:01	08/05/22 09:20
680-219328-9	GWC-23	Water	08/04/22 11:22	08/05/22 09:20
680-219328-10	FD-04	Water	08/03/22 00:00	08/05/22 09:20
680-219328-11	FB-06	Water	08/03/22 12:35	08/05/22 09:20
680-219328-12	EB-08	Water	08/04/22 11:45	08/05/22 09:20

Case Narrative

Client: Southern Company
Project/Site: Plant McIntosh Landfill 4

Job ID: 680-219194-1

Job ID: 680-219194-1

Laboratory: Eurofins Savannah

Narrative

Job Narrative 680-219194-1

Revision 1

The report being provided is a revision of the original report sent on 8/31/2022. The report (revision 1) is being revised in order to add missing batch QC results, appropriate lab certification information, relevant internal COCs, and lab sample rechecks on GWA-3 (680-219194-2), GWC-12 (680-219328-5), GWC-19 (680-219328-6), GWC-4A (680-219328-2), FD-04 (680-219328-10), and FB-06 (680-219328-11). NOTE: All sample labeling was confirmed as correct. Based on sample checks in the lab the results for GWA-3 have been corrected.

Receipt

The samples were received on 8/3/2022 11:05 AM and 8/5/2022 9:20 AM. Unless otherwise noted below, the samples arrived in good condition, and, where required, properly preserved and on ice. The temperatures of the 4 coolers at receipt time were 1.2°C, 1.3°C, 3.2°C and 3.5°C

HPLC/IC

Method 300.0: The matrix spike / matrix spike duplicate (MS/MSD) recoveries for analytical batch 680-736293 were outside control limits. Sample matrix interference and/or non-homogeneity are suspected because the associated laboratory control sample (LCS) recovery was within acceptance limits.

No additional analytical or quality issues were noted, other than those described above or in the Definitions/ Glossary page.

Metals

No additional analytical or quality issues were noted, other than those described above or in the Definitions/ Glossary page.

General Chemistry

Methods 160.1, SM 2540C: The sample duplicate precision for the following sample associated with analytical batch 680-734357 was outside control limits: (680-219089-G-1 DU) and (680-219271-F-1 DU). The associated Laboratory Control Sample / Laboratory Control Sample Duplicate (LCS/LCSD) precision met acceptance criteria.

No additional analytical or quality issues were noted, other than those described above or in the Definitions/ Glossary page.

Field Service / Mobile Lab

No additional analytical or quality issues were noted, other than those described above or in the Definitions/ Glossary page.

Client Sample Results

Client: Southern Company
Project/Site: Plant McIntosh Landfill 4

Job ID: 680-219194-1

Client Sample ID: GWA-2

Lab Sample ID: 680-219194-1

Date Collected: 08/02/22 10:24

Matrix: Water

Date Received: 08/03/22 11:05

Method: MCAWW 300.0-1993 R2.1 - Anions, Ion Chromatography

Analyte	Result	Qualifier	RL	MDL	Unit	D	Prepared	Analyzed	Dil Fac
Chloride	4.7		1.0	0.20	mg/L			08/13/22 17:51	1
Fluoride	<0.040		0.10	0.040	mg/L			08/13/22 17:51	1
Sulfate	<0.40		1.0	0.40	mg/L			08/13/22 17:51	1

Method: SW846 6020B - Metals (ICP/MS) - Total Recoverable

Analyte	Result	Qualifier	RL	MDL	Unit	D	Prepared	Analyzed	Dil Fac
Barium	0.032		0.010	0.00089	mg/L		08/04/22 05:44	08/04/22 21:55	1
Beryllium	<0.00020		0.0025	0.00020	mg/L		08/04/22 05:44	08/04/22 21:55	1
Cadmium	<0.000078		0.0025	0.000078	mg/L		08/04/22 05:44	08/04/22 21:55	1
Calcium	0.51		0.50	0.14	mg/L		08/04/22 05:44	08/04/22 21:55	1
Cobalt	0.0013	J	0.0025	0.00022	mg/L		08/04/22 05:44	08/04/22 21:55	1
Selenium	<0.0012		0.0050	0.0012	mg/L		08/04/22 05:44	08/04/22 21:55	1
Silver	<0.00039		0.0010	0.00039	mg/L		08/04/22 05:44	08/04/22 21:55	1
Thallium	<0.00026		0.0010	0.00026	mg/L		08/04/22 05:44	08/04/22 21:55	1

Method: SW846 EPA 6020B - Metals (ICP/MS) - Total Recoverable

Analyte	Result	Qualifier	RL	MDL	Unit	D	Prepared	Analyzed	Dil Fac
Antimony	<0.00051		0.0020	0.00051	mg/L		08/18/22 16:44	08/20/22 08:03	1
Arsenic	<0.00028		0.0010	0.00028	mg/L		08/18/22 16:44	08/20/22 08:03	1
Boron	<0.060		0.080	0.060	mg/L		08/18/22 16:44	08/20/22 08:03	1
Chromium	0.0015	J	0.0020	0.0015	mg/L		08/18/22 16:44	08/20/22 08:03	1
Copper	<0.0011		0.0020	0.0011	mg/L		08/18/22 16:44	08/20/22 08:03	1
Lead	0.00043	J	0.0010	0.00017	mg/L		08/18/22 16:44	08/20/22 08:03	1
Nickel	0.00086	J	0.0010	0.00052	mg/L		08/18/22 16:44	08/20/22 08:03	1
Vanadium	<0.00078		0.0010	0.00078	mg/L		08/18/22 16:44	08/20/22 08:03	1
Zinc	0.0074		0.0050	0.0029	mg/L		08/18/22 16:44	08/20/22 08:03	1

General Chemistry

Analyte	Result	Qualifier	RL	MDL	Unit	D	Prepared	Analyzed	Dil Fac
Total Dissolved Solids (SM 2540C-2011)	12		10	10	mg/L			08/05/22 11:45	1

Method: EPA Field Sampling - Field Sampling

Analyte	Result	Qualifier	RL	MDL	Unit	D	Prepared	Analyzed	Dil Fac
Field pH	4.57				SU			08/02/22 10:24	1

Client Sample ID: GWA-3

Lab Sample ID: 680-219194-2

Date Collected: 08/02/22 10:53

Matrix: Water

Date Received: 08/03/22 11:05

Method: MCAWW 300.0-1993 R2.1 - Anions, Ion Chromatography

Analyte	Result	Qualifier	RL	MDL	Unit	D	Prepared	Analyzed	Dil Fac
Chloride	3.5		1.0	0.20	mg/L			08/13/22 18:54	1
Fluoride	<0.040		0.10	0.040	mg/L			08/13/22 18:54	1
Sulfate	0.40	J	1.0	0.40	mg/L			08/13/22 18:54	1

Method: SW846 6020B - Metals (ICP/MS) - Total Recoverable

Analyte	Result	Qualifier	RL	MDL	Unit	D	Prepared	Analyzed	Dil Fac
Barium	0.012		0.010	0.00089	mg/L		08/04/22 05:44	08/04/22 21:58	1
Beryllium	<0.00020		0.0025	0.00020	mg/L		08/04/22 05:44	08/04/22 21:58	1
Cadmium	<0.000078		0.0025	0.000078	mg/L		08/04/22 05:44	08/04/22 21:58	1

Eurofins Savannah

Client Sample Results

Client: Southern Company
Project/Site: Plant McIntosh Landfill 4

Job ID: 680-219194-1

Client Sample ID: GWA-3

Lab Sample ID: 680-219194-2

Date Collected: 08/02/22 10:53

Matrix: Water

Date Received: 08/03/22 11:05

Method: SW846 6020B - Metals (ICP/MS) - Total Recoverable (Continued)

Analyte	Result	Qualifier	RL	MDL	Unit	D	Prepared	Analyzed	Dil Fac
Calcium	0.70		0.50	0.14	mg/L		08/04/22 05:44	08/04/22 21:58	1
Cobalt	0.00031	J	0.0025	0.00022	mg/L		08/04/22 05:44	08/04/22 21:58	1
Selenium	<0.0012		0.0050	0.0012	mg/L		08/04/22 05:44	08/04/22 21:58	1
Silver	<0.00039		0.0010	0.00039	mg/L		08/04/22 05:44	08/04/22 21:58	1
Thallium	<0.00026		0.0010	0.00026	mg/L		08/04/22 05:44	08/04/22 21:58	1

Method: SW846 EPA 6020B - Metals (ICP/MS) - Total Recoverable

Analyte	Result	Qualifier	RL	MDL	Unit	D	Prepared	Analyzed	Dil Fac
Antimony	<0.00051		0.0020	0.00051	mg/L		08/18/22 16:44	08/20/22 08:06	1
Arsenic	<0.00028		0.0010	0.00028	mg/L		08/18/22 16:44	08/20/22 08:06	1
Boron	<0.060		0.080	0.060	mg/L		08/18/22 16:44	08/20/22 08:06	1
Chromium	<0.0015		0.0020	0.0015	mg/L		08/18/22 16:44	08/20/22 08:06	1
Copper	<0.0011		0.0020	0.0011	mg/L		10/19/22 12:05	10/20/22 15:18	1
Lead	0.015		0.0010	0.00017	mg/L		08/18/22 16:44	08/20/22 08:06	1
Nickel	0.00054	J	0.0010	0.00052	mg/L		08/18/22 16:44	08/20/22 08:06	1
Vanadium	<0.00078		0.0010	0.00078	mg/L		08/18/22 16:44	08/20/22 08:06	1
Zinc	0.033		0.0050	0.0029	mg/L		08/18/22 16:44	08/20/22 08:06	1

General Chemistry

Analyte	Result	Qualifier	RL	MDL	Unit	D	Prepared	Analyzed	Dil Fac
Total Dissolved Solids (SM 2540C-2011)	11		10	10	mg/L			08/05/22 11:45	1

Method: EPA Field Sampling - Field Sampling

Analyte	Result	Qualifier	RL	MDL	Unit	D	Prepared	Analyzed	Dil Fac
Field pH	4.75				SU			08/02/22 10:53	1

Client Sample ID: GWA-13

Lab Sample ID: 680-219194-3

Date Collected: 08/02/22 12:10

Matrix: Water

Date Received: 08/03/22 11:05

Method: MCAWW 300.0-1993 R2.1 - Anions, Ion Chromatography

Analyte	Result	Qualifier	RL	MDL	Unit	D	Prepared	Analyzed	Dil Fac
Chloride	3.7		1.0	0.20	mg/L			08/13/22 19:32	1
Fluoride	<0.040		0.10	0.040	mg/L			08/13/22 19:32	1
Sulfate	<0.40		1.0	0.40	mg/L			08/13/22 19:32	1

Method: SW846 6020B - Metals (ICP/MS) - Total Recoverable

Analyte	Result	Qualifier	RL	MDL	Unit	D	Prepared	Analyzed	Dil Fac
Barium	0.016		0.010	0.00089	mg/L		08/04/22 05:44	08/04/22 22:00	1
Beryllium	<0.00020		0.0025	0.00020	mg/L		08/04/22 05:44	08/04/22 22:00	1
Cadmium	<0.000078		0.0025	0.000078	mg/L		08/04/22 05:44	08/04/22 22:00	1
Calcium	0.36	J	0.50	0.14	mg/L		08/04/22 05:44	08/04/22 22:00	1
Cobalt	0.00044	J	0.0025	0.00022	mg/L		08/04/22 05:44	08/04/22 22:00	1
Selenium	<0.0012		0.0050	0.0012	mg/L		08/04/22 05:44	08/04/22 22:00	1
Silver	<0.00039		0.0010	0.00039	mg/L		08/04/22 05:44	08/04/22 22:00	1
Thallium	<0.00026		0.0010	0.00026	mg/L		08/04/22 05:44	08/04/22 22:00	1

Method: SW846 EPA 6020B - Metals (ICP/MS) - Total Recoverable

Analyte	Result	Qualifier	RL	MDL	Unit	D	Prepared	Analyzed	Dil Fac
Antimony	<0.00051		0.0020	0.00051	mg/L		08/18/22 16:44	08/20/22 08:13	1

Eurofins Savannah

Client Sample Results

Client: Southern Company
Project/Site: Plant McIntosh Landfill 4

Job ID: 680-219194-1

Client Sample ID: GWA-13

Lab Sample ID: 680-219194-3

Date Collected: 08/02/22 12:10

Matrix: Water

Date Received: 08/03/22 11:05

Method: SW846 EPA 6020B - Metals (ICP/MS) - Total Recoverable (Continued)

Analyte	Result	Qualifier	RL	MDL	Unit	D	Prepared	Analyzed	Dil Fac
Arsenic	<0.00028		0.0010	0.00028	mg/L		08/18/22 16:44	08/20/22 08:13	1
Boron	<0.060		0.080	0.060	mg/L		08/18/22 16:44	08/20/22 08:13	1
Chromium	<0.0015		0.0020	0.0015	mg/L		08/18/22 16:44	08/20/22 08:13	1
Copper	<0.0011		0.0020	0.0011	mg/L		08/18/22 16:44	08/20/22 08:13	1
Lead	<0.00017		0.0010	0.00017	mg/L		08/18/22 16:44	08/20/22 08:13	1
Nickel	<0.00052		0.0010	0.00052	mg/L		08/18/22 16:44	08/20/22 08:13	1
Vanadium	<0.00078		0.0010	0.00078	mg/L		08/18/22 16:44	08/20/22 08:13	1
Zinc	<0.0029		0.0050	0.0029	mg/L		08/18/22 16:44	08/20/22 08:13	1

General Chemistry

Analyte	Result	Qualifier	RL	MDL	Unit	D	Prepared	Analyzed	Dil Fac
Total Dissolved Solids (SM 2540C-2011)	<10		10	10	mg/L			08/05/22 11:45	1

Method: EPA Field Sampling - Field Sampling

Analyte	Result	Qualifier	RL	MDL	Unit	D	Prepared	Analyzed	Dil Fac
Field pH	4.86				SU			08/02/22 12:10	1

Client Sample ID: GWA-14

Lab Sample ID: 680-219194-4

Date Collected: 08/02/22 11:30

Matrix: Water

Date Received: 08/03/22 11:05

Method: MCAWW 300.0-1993 R2.1 - Anions, Ion Chromatography

Analyte	Result	Qualifier	RL	MDL	Unit	D	Prepared	Analyzed	Dil Fac
Chloride	4.3		1.0	0.20	mg/L			08/13/22 19:45	1
Fluoride	<0.040		0.10	0.040	mg/L			08/13/22 19:45	1
Sulfate	<0.40		1.0	0.40	mg/L			08/13/22 19:45	1

Method: SW846 6020B - Metals (ICP/MS) - Total Recoverable

Analyte	Result	Qualifier	RL	MDL	Unit	D	Prepared	Analyzed	Dil Fac
Barium	0.014		0.010	0.00089	mg/L		08/04/22 05:44	08/04/22 22:03	1
Beryllium	<0.00020		0.0025	0.00020	mg/L		08/04/22 05:44	08/04/22 22:03	1
Cadmium	<0.000078		0.0025	0.000078	mg/L		08/04/22 05:44	08/04/22 22:03	1
Calcium	0.70		0.50	0.14	mg/L		08/04/22 05:44	08/04/22 22:03	1
Cobalt	0.00038	J	0.0025	0.00022	mg/L		08/04/22 05:44	08/04/22 22:03	1
Selenium	<0.0012		0.0050	0.0012	mg/L		08/04/22 05:44	08/04/22 22:03	1
Silver	<0.00039		0.0010	0.00039	mg/L		08/04/22 05:44	08/04/22 22:03	1
Thallium	<0.00026		0.0010	0.00026	mg/L		08/04/22 05:44	08/04/22 22:03	1

Method: SW846 EPA 6020B - Metals (ICP/MS) - Total Recoverable

Analyte	Result	Qualifier	RL	MDL	Unit	D	Prepared	Analyzed	Dil Fac
Antimony	<0.00051		0.0020	0.00051	mg/L		08/18/22 16:44	08/20/22 08:16	1
Arsenic	<0.00028		0.0010	0.00028	mg/L		08/18/22 16:44	08/20/22 08:16	1
Boron	<0.060		0.080	0.060	mg/L		08/18/22 16:44	08/20/22 08:16	1
Chromium	<0.0015		0.0020	0.0015	mg/L		08/18/22 16:44	08/20/22 08:16	1
Copper	<0.0011		0.0020	0.0011	mg/L		08/18/22 16:44	08/20/22 08:16	1
Lead	<0.00017		0.0010	0.00017	mg/L		08/18/22 16:44	08/20/22 08:16	1
Nickel	<0.00052		0.0010	0.00052	mg/L		08/18/22 16:44	08/20/22 08:16	1
Vanadium	<0.00078		0.0010	0.00078	mg/L		08/18/22 16:44	08/20/22 08:16	1
Zinc	0.0042	J	0.0050	0.0029	mg/L		08/18/22 16:44	08/20/22 08:16	1

Eurofins Savannah

Client Sample Results

Client: Southern Company
Project/Site: Plant McIntosh Landfill 4

Job ID: 680-219194-1

Client Sample ID: GWA-14

Date Collected: 08/02/22 11:30

Date Received: 08/03/22 11:05

Lab Sample ID: 680-219194-4

Matrix: Water

General Chemistry

Analyte	Result	Qualifier	RL	MDL	Unit	D	Prepared	Analyzed	Dil Fac
Total Dissolved Solids (SM 2540C-2011)	13		10	10	mg/L			08/05/22 11:45	1

Method: EPA Field Sampling - Field Sampling

Analyte	Result	Qualifier	RL	MDL	Unit	D	Prepared	Analyzed	Dil Fac
Field pH	5.05				SU			08/02/22 11:30	1

Client Sample ID: GWA-16

Date Collected: 08/02/22 13:18

Date Received: 08/03/22 11:05

Lab Sample ID: 680-219194-5

Matrix: Water

Method: MCAWW 300.0-1993 R2.1 - Anions, Ion Chromatography

Analyte	Result	Qualifier	RL	MDL	Unit	D	Prepared	Analyzed	Dil Fac
Chloride	3.9		1.0	0.20	mg/L			08/13/22 19:58	1
Fluoride	<0.040		0.10	0.040	mg/L			08/13/22 19:58	1
Sulfate	<0.40		1.0	0.40	mg/L			08/13/22 19:58	1

Method: SW846 6020B - Metals (ICP/MS) - Total Recoverable

Analyte	Result	Qualifier	RL	MDL	Unit	D	Prepared	Analyzed	Dil Fac
Barium	0.029		0.010	0.00089	mg/L		08/04/22 05:44	08/04/22 22:11	1
Beryllium	<0.00020		0.0025	0.00020	mg/L		08/04/22 05:44	08/04/22 22:11	1
Cadmium	<0.000078		0.0025	0.000078	mg/L		08/04/22 05:44	08/04/22 22:11	1
Calcium	0.44	J	0.50	0.14	mg/L		08/04/22 05:44	08/04/22 22:11	1
Cobalt	0.00049	J	0.0025	0.00022	mg/L		08/04/22 05:44	08/04/22 22:11	1
Selenium	<0.0012		0.0050	0.0012	mg/L		08/04/22 05:44	08/04/22 22:11	1
Silver	<0.00039		0.0010	0.00039	mg/L		08/04/22 05:44	08/04/22 22:11	1
Thallium	<0.00026		0.0010	0.00026	mg/L		08/04/22 05:44	08/04/22 22:11	1

Method: SW846 EPA 6020B - Metals (ICP/MS) - Total Recoverable

Analyte	Result	Qualifier	RL	MDL	Unit	D	Prepared	Analyzed	Dil Fac
Antimony	<0.00051		0.0020	0.00051	mg/L		08/18/22 16:44	08/20/22 08:19	1
Arsenic	<0.00028		0.0010	0.00028	mg/L		08/18/22 16:44	08/20/22 08:19	1
Boron	<0.060		0.080	0.060	mg/L		08/18/22 16:44	08/20/22 08:19	1
Chromium	<0.0015		0.0020	0.0015	mg/L		08/18/22 16:44	08/20/22 08:19	1
Copper	<0.0011		0.0020	0.0011	mg/L		08/18/22 16:44	08/20/22 08:19	1
Lead	<0.00017		0.0010	0.00017	mg/L		08/18/22 16:44	08/20/22 08:19	1
Nickel	<0.00052		0.0010	0.00052	mg/L		08/18/22 16:44	08/20/22 08:19	1
Vanadium	<0.00078		0.0010	0.00078	mg/L		08/18/22 16:44	08/20/22 08:19	1
Zinc	0.0032	J	0.0050	0.0029	mg/L		08/18/22 16:44	08/20/22 08:19	1

General Chemistry

Analyte	Result	Qualifier	RL	MDL	Unit	D	Prepared	Analyzed	Dil Fac
Total Dissolved Solids (SM 2540C-2011)	<10		10	10	mg/L			08/05/22 11:45	1

Method: EPA Field Sampling - Field Sampling

Analyte	Result	Qualifier	RL	MDL	Unit	D	Prepared	Analyzed	Dil Fac
Field pH	4.93				SU			08/02/22 13:18	1

Eurofins Savannah

Client Sample Results

Client: Southern Company
Project/Site: Plant McIntosh Landfill 4

Job ID: 680-219194-1

Client Sample ID: GWC-5

Lab Sample ID: 680-219194-6

Date Collected: 08/02/22 16:07

Matrix: Water

Date Received: 08/03/22 11:05

Method: MCAWW 300.0-1993 R2.1 - Anions, Ion Chromatography

Analyte	Result	Qualifier	RL	MDL	Unit	D	Prepared	Analyzed	Dil Fac
Chloride	4.0		1.0	0.20	mg/L			08/13/22 20:10	1
Fluoride	<0.040		0.10	0.040	mg/L			08/13/22 20:10	1
Sulfate	<0.40		1.0	0.40	mg/L			08/13/22 20:10	1

Method: SW846 6020B - Metals (ICP/MS) - Total Recoverable

Analyte	Result	Qualifier	RL	MDL	Unit	D	Prepared	Analyzed	Dil Fac
Barium	0.043		0.010	0.00089	mg/L		08/04/22 05:44	08/04/22 22:13	1
Beryllium	<0.00020		0.0025	0.00020	mg/L		08/04/22 05:44	08/04/22 22:13	1
Cadmium	<0.000078		0.0025	0.000078	mg/L		08/04/22 05:44	08/04/22 22:13	1
Calcium	2.5		0.50	0.14	mg/L		08/04/22 05:44	08/04/22 22:13	1
Cobalt	0.00085	J	0.0025	0.00022	mg/L		08/04/22 05:44	08/04/22 22:13	1
Selenium	<0.0012		0.0050	0.0012	mg/L		08/04/22 05:44	08/04/22 22:13	1
Silver	<0.00039		0.0010	0.00039	mg/L		08/04/22 05:44	08/04/22 22:13	1
Thallium	<0.00026		0.0010	0.00026	mg/L		08/04/22 05:44	08/04/22 22:13	1

Method: SW846 EPA 6020B - Metals (ICP/MS) - Total Recoverable

Analyte	Result	Qualifier	RL	MDL	Unit	D	Prepared	Analyzed	Dil Fac
Antimony	<0.00051		0.0020	0.00051	mg/L		08/18/22 16:44	08/20/22 08:21	1
Arsenic	<0.00028		0.0010	0.00028	mg/L		08/18/22 16:44	08/20/22 08:21	1
Boron	<0.060		0.080	0.060	mg/L		08/18/22 16:44	08/20/22 08:21	1
Chromium	<0.0015		0.0020	0.0015	mg/L		08/18/22 16:44	08/20/22 08:21	1
Copper	<0.0011		0.0020	0.0011	mg/L		08/18/22 16:44	08/20/22 08:21	1
Lead	<0.00017		0.0010	0.00017	mg/L		08/18/22 16:44	08/20/22 08:21	1
Nickel	<0.00052		0.0010	0.00052	mg/L		08/18/22 16:44	08/20/22 08:21	1
Vanadium	<0.00078		0.0010	0.00078	mg/L		08/18/22 16:44	08/20/22 08:21	1
Zinc	0.0051		0.0050	0.0029	mg/L		08/18/22 16:44	08/20/22 08:21	1

General Chemistry

Analyte	Result	Qualifier	RL	MDL	Unit	D	Prepared	Analyzed	Dil Fac
Total Dissolved Solids (SM 2540C-2011)	11		10	10	mg/L			08/05/22 11:45	1

Method: EPA Field Sampling - Field Sampling

Analyte	Result	Qualifier	RL	MDL	Unit	D	Prepared	Analyzed	Dil Fac
Field pH	5.23				SU			08/02/22 16:07	1

Client Sample ID: GWC-15

Lab Sample ID: 680-219194-7

Date Collected: 08/02/22 16:52

Matrix: Water

Date Received: 08/03/22 11:05

Method: MCAWW 300.0-1993 R2.1 - Anions, Ion Chromatography

Analyte	Result	Qualifier	RL	MDL	Unit	D	Prepared	Analyzed	Dil Fac
Chloride	3.7		1.0	0.20	mg/L			08/13/22 20:23	1
Fluoride	<0.040		0.10	0.040	mg/L			08/13/22 20:23	1
Sulfate	<0.40		1.0	0.40	mg/L			08/13/22 20:23	1

Method: SW846 6020B - Metals (ICP/MS) - Total Recoverable

Analyte	Result	Qualifier	RL	MDL	Unit	D	Prepared	Analyzed	Dil Fac
Barium	0.023		0.010	0.00089	mg/L		08/04/22 05:44	08/04/22 22:16	1
Beryllium	<0.00020		0.0025	0.00020	mg/L		08/04/22 05:44	08/04/22 22:16	1
Cadmium	<0.000078		0.0025	0.000078	mg/L		08/04/22 05:44	08/04/22 22:16	1

Eurofins Savannah

Client Sample Results

Client: Southern Company
Project/Site: Plant McIntosh Landfill 4

Job ID: 680-219194-1

Client Sample ID: GWC-15

Lab Sample ID: 680-219194-7

Date Collected: 08/02/22 16:52

Matrix: Water

Date Received: 08/03/22 11:05

Method: SW846 6020B - Metals (ICP/MS) - Total Recoverable (Continued)

Analyte	Result	Qualifier	RL	MDL	Unit	D	Prepared	Analyzed	Dil Fac
Calcium	0.42	J	0.50	0.14	mg/L		08/04/22 05:44	08/04/22 22:16	1
Cobalt	0.00042	J	0.0025	0.00022	mg/L		08/04/22 05:44	08/04/22 22:16	1
Selenium	<0.0012		0.0050	0.0012	mg/L		08/04/22 05:44	08/04/22 22:16	1
Silver	<0.00039		0.0010	0.00039	mg/L		08/04/22 05:44	08/04/22 22:16	1
Thallium	<0.00026		0.0010	0.00026	mg/L		08/04/22 05:44	08/04/22 22:16	1

Method: SW846 EPA 6020B - Metals (ICP/MS) - Total Recoverable

Analyte	Result	Qualifier	RL	MDL	Unit	D	Prepared	Analyzed	Dil Fac
Antimony	<0.00051		0.0020	0.00051	mg/L		08/18/22 16:44	08/20/22 08:24	1
Arsenic	<0.00028		0.0010	0.00028	mg/L		08/18/22 16:44	08/20/22 08:24	1
Boron	<0.060		0.080	0.060	mg/L		08/18/22 16:44	08/20/22 08:24	1
Chromium	<0.0015		0.0020	0.0015	mg/L		08/18/22 16:44	08/20/22 08:24	1
Copper	<0.0011		0.0020	0.0011	mg/L		08/18/22 16:44	08/20/22 08:24	1
Lead	<0.00017		0.0010	0.00017	mg/L		08/18/22 16:44	08/20/22 08:24	1
Nickel	<0.00052		0.0010	0.00052	mg/L		08/18/22 16:44	08/20/22 08:24	1
Vanadium	<0.00078		0.0010	0.00078	mg/L		08/18/22 16:44	08/20/22 08:24	1
Zinc	0.0039	J	0.0050	0.0029	mg/L		08/18/22 16:44	08/20/22 08:24	1

General Chemistry

Analyte	Result	Qualifier	RL	MDL	Unit	D	Prepared	Analyzed	Dil Fac
Total Dissolved Solids (SM 2540C-2011)	11		10	10	mg/L			08/05/22 11:45	1

Method: EPA Field Sampling - Field Sampling

Analyte	Result	Qualifier	RL	MDL	Unit	D	Prepared	Analyzed	Dil Fac
Field pH	4.90				SU			08/02/22 16:52	1

Client Sample ID: GWC-17

Lab Sample ID: 680-219194-8

Date Collected: 08/02/22 14:37

Matrix: Water

Date Received: 08/03/22 11:05

Method: MCAWW 300.0-1993 R2.1 - Anions, Ion Chromatography

Analyte	Result	Qualifier	RL	MDL	Unit	D	Prepared	Analyzed	Dil Fac
Chloride	4.7		1.0	0.20	mg/L			08/13/22 20:36	1
Fluoride	0.12		0.10	0.040	mg/L			08/13/22 20:36	1
Sulfate	<0.40		1.0	0.40	mg/L			08/13/22 20:36	1

Method: SW846 6020B - Metals (ICP/MS) - Total Recoverable

Analyte	Result	Qualifier	RL	MDL	Unit	D	Prepared	Analyzed	Dil Fac
Barium	0.017		0.010	0.00089	mg/L		08/04/22 05:44	08/04/22 22:18	1
Beryllium	0.00057	J	0.0025	0.00020	mg/L		08/04/22 05:44	08/04/22 22:18	1
Cadmium	0.00057	J	0.0025	0.000078	mg/L		08/04/22 05:44	08/04/22 22:18	1
Calcium	2.0		0.50	0.14	mg/L		08/04/22 05:44	08/04/22 22:18	1
Cobalt	<0.00022		0.0025	0.00022	mg/L		08/04/22 05:44	08/04/22 22:18	1
Selenium	<0.0012		0.0050	0.0012	mg/L		08/04/22 05:44	08/04/22 22:18	1
Silver	<0.00039		0.0010	0.00039	mg/L		08/04/22 05:44	08/04/22 22:18	1
Thallium	<0.00026		0.0010	0.00026	mg/L		08/04/22 05:44	08/04/22 22:18	1

Method: SW846 EPA 6020B - Metals (ICP/MS) - Total Recoverable

Analyte	Result	Qualifier	RL	MDL	Unit	D	Prepared	Analyzed	Dil Fac
Antimony	<0.00051		0.0020	0.00051	mg/L		08/18/22 16:44	08/20/22 08:27	1

Eurofins Savannah

Client Sample Results

Client: Southern Company
Project/Site: Plant McIntosh Landfill 4

Job ID: 680-219194-1

Client Sample ID: GWC-17

Lab Sample ID: 680-219194-8

Date Collected: 08/02/22 14:37

Matrix: Water

Date Received: 08/03/22 11:05

Method: SW846 EPA 6020B - Metals (ICP/MS) - Total Recoverable (Continued)

Analyte	Result	Qualifier	RL	MDL	Unit	D	Prepared	Analyzed	Dil Fac
Arsenic	<0.00028		0.0010	0.00028	mg/L		08/18/22 16:44	08/20/22 08:27	1
Boron	<0.060		0.080	0.060	mg/L		08/18/22 16:44	08/20/22 08:27	1
Chromium	0.0033		0.0020	0.0015	mg/L		08/18/22 16:44	08/20/22 08:27	1
Copper	<0.0011		0.0020	0.0011	mg/L		08/18/22 16:44	08/20/22 08:27	1
Lead	<0.00017		0.0010	0.00017	mg/L		08/18/22 16:44	08/20/22 08:27	1
Nickel	0.0019		0.0010	0.00052	mg/L		08/18/22 16:44	08/20/22 08:27	1
Vanadium	<0.00078		0.0010	0.00078	mg/L		08/18/22 16:44	08/20/22 08:27	1
Zinc	0.0074		0.0050	0.0029	mg/L		08/18/22 16:44	08/20/22 08:27	1

General Chemistry

Analyte	Result	Qualifier	RL	MDL	Unit	D	Prepared	Analyzed	Dil Fac
Total Dissolved Solids (SM 2540C-2011)	15		10	10	mg/L			08/05/22 11:45	1

Method: EPA Field Sampling - Field Sampling

Analyte	Result	Qualifier	RL	MDL	Unit	D	Prepared	Analyzed	Dil Fac
Field pH	5.18				SU			08/02/22 14:37	1

Client Sample ID: GWC-18

Lab Sample ID: 680-219194-9

Date Collected: 08/02/22 15:42

Matrix: Water

Date Received: 08/03/22 11:05

Method: MCAWW 300.0-1993 R2.1 - Anions, Ion Chromatography

Analyte	Result	Qualifier	RL	MDL	Unit	D	Prepared	Analyzed	Dil Fac
Chloride	4.6		1.0	0.20	mg/L			08/13/22 20:48	1
Fluoride	0.54		0.10	0.040	mg/L			08/13/22 20:48	1
Sulfate	1.8		1.0	0.40	mg/L			08/13/22 20:48	1

Method: SW846 6020B - Metals (ICP/MS) - Total Recoverable

Analyte	Result	Qualifier	RL	MDL	Unit	D	Prepared	Analyzed	Dil Fac
Barium	0.013		0.010	0.00089	mg/L		08/04/22 05:44	08/04/22 22:21	1
Beryllium	<0.00020		0.0025	0.00020	mg/L		08/04/22 05:44	08/04/22 22:21	1
Cadmium	<0.000078		0.0025	0.000078	mg/L		08/04/22 05:44	08/04/22 22:21	1
Calcium	11		0.50	0.14	mg/L		08/04/22 05:44	08/04/22 22:21	1
Cobalt	<0.00022		0.0025	0.00022	mg/L		08/04/22 05:44	08/04/22 22:21	1
Selenium	<0.0012		0.0050	0.0012	mg/L		08/04/22 05:44	08/04/22 22:21	1
Silver	<0.00039		0.0010	0.00039	mg/L		08/04/22 05:44	08/04/22 22:21	1
Thallium	<0.00026		0.0010	0.00026	mg/L		08/04/22 05:44	08/04/22 22:21	1

Method: SW846 EPA 6020B - Metals (ICP/MS) - Total Recoverable

Analyte	Result	Qualifier	RL	MDL	Unit	D	Prepared	Analyzed	Dil Fac
Antimony	<0.00051		0.0020	0.00051	mg/L		08/18/22 16:44	08/20/22 08:29	1
Arsenic	0.00090	J	0.0010	0.00028	mg/L		08/18/22 16:44	08/20/22 08:29	1
Boron	<0.060		0.080	0.060	mg/L		08/18/22 16:44	08/20/22 08:29	1
Chromium	0.0025		0.0020	0.0015	mg/L		08/18/22 16:44	08/20/22 08:29	1
Copper	<0.0011		0.0020	0.0011	mg/L		08/18/22 16:44	08/20/22 08:29	1
Lead	0.00029	J	0.0010	0.00017	mg/L		08/18/22 16:44	08/20/22 08:29	1
Nickel	0.00086	J	0.0010	0.00052	mg/L		08/18/22 16:44	08/20/22 08:29	1
Vanadium	0.0028		0.0010	0.00078	mg/L		08/18/22 16:44	08/20/22 08:29	1
Zinc	0.0058		0.0050	0.0029	mg/L		08/18/22 16:44	08/20/22 08:29	1

Eurofins Savannah

Client Sample Results

Client: Southern Company
Project/Site: Plant McIntosh Landfill 4

Job ID: 680-219194-1

Client Sample ID: GWC-18

Date Collected: 08/02/22 15:42

Date Received: 08/03/22 11:05

Lab Sample ID: 680-219194-9

Matrix: Water

General Chemistry

Analyte	Result	Qualifier	RL	MDL	Unit	D	Prepared	Analyzed	Dil Fac
Total Dissolved Solids (SM 2540C-2011)	39		10	10	mg/L			08/05/22 11:45	1

Method: EPA Field Sampling - Field Sampling

Analyte	Result	Qualifier	RL	MDL	Unit	D	Prepared	Analyzed	Dil Fac
Field pH	6.41				SU			08/02/22 15:42	1

Client Sample ID: GWC-11

Date Collected: 08/02/22 14:00

Date Received: 08/03/22 11:05

Lab Sample ID: 680-219194-10

Matrix: Water

Method: MCAWW 300.0-1993 R2.1 - Anions, Ion Chromatography

Analyte	Result	Qualifier	RL	MDL	Unit	D	Prepared	Analyzed	Dil Fac
Chloride	4.6		1.0	0.20	mg/L			08/13/22 21:01	1
Fluoride	0.28		0.10	0.040	mg/L			08/13/22 21:01	1
Sulfate	2.7		1.0	0.40	mg/L			08/13/22 21:01	1

Method: SW846 6020B - Metals (ICP/MS) - Total Recoverable

Analyte	Result	Qualifier	RL	MDL	Unit	D	Prepared	Analyzed	Dil Fac
Barium	0.011		0.010	0.00089	mg/L		08/04/22 05:44	08/04/22 22:24	1
Beryllium	<0.00020		0.0025	0.00020	mg/L		08/04/22 05:44	08/04/22 22:24	1
Cadmium	<0.000078		0.0025	0.000078	mg/L		08/04/22 05:44	08/04/22 22:24	1
Calcium	9.6		0.50	0.14	mg/L		08/04/22 05:44	08/04/22 22:24	1
Cobalt	<0.00022		0.0025	0.00022	mg/L		08/04/22 05:44	08/04/22 22:24	1
Selenium	<0.0012		0.0050	0.0012	mg/L		08/04/22 05:44	08/04/22 22:24	1
Silver	<0.00039		0.0010	0.00039	mg/L		08/04/22 05:44	08/04/22 22:24	1
Thallium	<0.00026		0.0010	0.00026	mg/L		08/04/22 05:44	08/04/22 22:24	1

Method: SW846 EPA 6020B - Metals (ICP/MS) - Total Recoverable

Analyte	Result	Qualifier	RL	MDL	Unit	D	Prepared	Analyzed	Dil Fac
Antimony	<0.00051		0.0020	0.00051	mg/L		08/18/22 16:44	08/20/22 08:32	1
Arsenic	0.0013		0.0010	0.00028	mg/L		08/18/22 16:44	08/20/22 08:32	1
Boron	<0.060		0.080	0.060	mg/L		08/18/22 16:44	08/20/22 08:32	1
Chromium	0.0046		0.0020	0.0015	mg/L		08/18/22 16:44	08/20/22 08:32	1
Copper	<0.0011		0.0020	0.0011	mg/L		08/18/22 16:44	08/20/22 08:32	1
Lead	<0.00017		0.0010	0.00017	mg/L		08/18/22 16:44	08/20/22 08:32	1
Nickel	<0.00052		0.0010	0.00052	mg/L		08/18/22 16:44	08/20/22 08:32	1
Vanadium	0.0014		0.0010	0.00078	mg/L		08/18/22 16:44	08/20/22 08:32	1
Zinc	0.0052		0.0050	0.0029	mg/L		08/18/22 16:44	08/20/22 08:32	1

General Chemistry

Analyte	Result	Qualifier	RL	MDL	Unit	D	Prepared	Analyzed	Dil Fac
Total Dissolved Solids (SM 2540C-2011)	35		10	10	mg/L			08/05/22 11:45	1

Method: EPA Field Sampling - Field Sampling

Analyte	Result	Qualifier	RL	MDL	Unit	D	Prepared	Analyzed	Dil Fac
Field pH	6.40				SU			08/02/22 14:00	1

Eurofins Savannah

Client Sample Results

Client: Southern Company
Project/Site: Plant McIntosh Landfill 4

Job ID: 680-219194-1

Client Sample ID: FD-03
Date Collected: 08/02/22 00:00
Date Received: 08/03/22 11:05

Lab Sample ID: 680-219194-11
Matrix: Water

Method: MCAWW 300.0-1993 R2.1 - Anions, Ion Chromatography

Analyte	Result	Qualifier	RL	MDL	Unit	D	Prepared	Analyzed	Dil Fac
Chloride	4.2		1.0	0.20	mg/L			08/13/22 21:14	1
Fluoride	<0.040		0.10	0.040	mg/L			08/13/22 21:14	1
Sulfate	<0.40		1.0	0.40	mg/L			08/13/22 21:14	1

Method: SW846 6020B - Metals (ICP/MS) - Total Recoverable

Analyte	Result	Qualifier	RL	MDL	Unit	D	Prepared	Analyzed	Dil Fac
Barium	0.014		0.010	0.00089	mg/L		08/04/22 05:44	08/04/22 22:26	1
Beryllium	<0.00020		0.0025	0.00020	mg/L		08/04/22 05:44	08/04/22 22:26	1
Cadmium	<0.000078		0.0025	0.000078	mg/L		08/04/22 05:44	08/04/22 22:26	1
Calcium	0.56		0.50	0.14	mg/L		08/04/22 05:44	08/04/22 22:26	1
Cobalt	0.00039	J	0.0025	0.00022	mg/L		08/04/22 05:44	08/04/22 22:26	1
Selenium	<0.0012		0.0050	0.0012	mg/L		08/04/22 05:44	08/04/22 22:26	1
Silver	<0.00039		0.0010	0.00039	mg/L		08/04/22 05:44	08/04/22 22:26	1
Thallium	<0.00026		0.0010	0.00026	mg/L		08/04/22 05:44	08/04/22 22:26	1

Method: SW846 EPA 6020B - Metals (ICP/MS) - Total Recoverable

Analyte	Result	Qualifier	RL	MDL	Unit	D	Prepared	Analyzed	Dil Fac
Antimony	<0.00051		0.0020	0.00051	mg/L		08/18/22 16:44	08/20/22 08:35	1
Arsenic	<0.00028		0.0010	0.00028	mg/L		08/18/22 16:44	08/20/22 08:35	1
Boron	<0.060		0.080	0.060	mg/L		08/18/22 16:44	08/20/22 08:35	1
Chromium	<0.0015		0.0020	0.0015	mg/L		08/18/22 16:44	08/20/22 08:35	1
Copper	<0.0011		0.0020	0.0011	mg/L		08/18/22 16:44	08/20/22 08:35	1
Lead	<0.00017		0.0010	0.00017	mg/L		08/18/22 16:44	08/20/22 08:35	1
Nickel	0.00053	J	0.0010	0.00052	mg/L		08/18/22 16:44	08/20/22 08:35	1
Vanadium	<0.00078		0.0010	0.00078	mg/L		08/18/22 16:44	08/20/22 08:35	1
Zinc	0.0053		0.0050	0.0029	mg/L		08/18/22 16:44	08/20/22 08:35	1

General Chemistry

Analyte	Result	Qualifier	RL	MDL	Unit	D	Prepared	Analyzed	Dil Fac
Total Dissolved Solids (SM 2540C-2011)	<10		10	10	mg/L			08/05/22 11:45	1

Client Sample ID: FB-05
Date Collected: 08/02/22 13:40
Date Received: 08/03/22 11:05

Lab Sample ID: 680-219194-12
Matrix: Water

Method: MCAWW 300.0-1993 R2.1 - Anions, Ion Chromatography

Analyte	Result	Qualifier	RL	MDL	Unit	D	Prepared	Analyzed	Dil Fac
Chloride	<0.20		1.0	0.20	mg/L			08/16/22 14:41	1
Fluoride	<0.040		0.10	0.040	mg/L			08/16/22 14:41	1
Sulfate	<0.40		1.0	0.40	mg/L			08/16/22 14:41	1

Method: SW846 6020B - Metals (ICP/MS) - Total Recoverable

Analyte	Result	Qualifier	RL	MDL	Unit	D	Prepared	Analyzed	Dil Fac
Barium	<0.00089		0.010	0.00089	mg/L		08/04/22 05:44	08/04/22 22:29	1
Beryllium	<0.00020		0.0025	0.00020	mg/L		08/04/22 05:44	08/04/22 22:29	1
Cadmium	<0.000078		0.0025	0.000078	mg/L		08/04/22 05:44	08/04/22 22:29	1
Calcium	<0.14		0.50	0.14	mg/L		08/04/22 05:44	08/04/22 22:29	1
Cobalt	<0.00022		0.0025	0.00022	mg/L		08/04/22 05:44	08/04/22 22:29	1
Selenium	<0.0012		0.0050	0.0012	mg/L		08/04/22 05:44	08/04/22 22:29	1
Silver	<0.00039		0.0010	0.00039	mg/L		08/04/22 05:44	08/04/22 22:29	1

Eurofins Savannah

Client Sample Results

Client: Southern Company
Project/Site: Plant McIntosh Landfill 4

Job ID: 680-219194-1

Client Sample ID: FB-05
Date Collected: 08/02/22 13:40
Date Received: 08/03/22 11:05

Lab Sample ID: 680-219194-12
Matrix: Water

Method: SW846 6020B - Metals (ICP/MS) - Total Recoverable (Continued)

Analyte	Result	Qualifier	RL	MDL	Unit	D	Prepared	Analyzed	Dil Fac
Thallium	<0.00026		0.0010	0.00026	mg/L		08/04/22 05:44	08/04/22 22:29	1

Method: SW846 EPA 6020B - Metals (ICP/MS) - Total Recoverable

Analyte	Result	Qualifier	RL	MDL	Unit	D	Prepared	Analyzed	Dil Fac
Antimony	<0.00051		0.0020	0.00051	mg/L		08/18/22 16:44	08/20/22 08:42	1
Arsenic	<0.00028		0.0010	0.00028	mg/L		08/18/22 16:44	08/20/22 08:42	1
Boron	<0.060		0.080	0.060	mg/L		08/18/22 16:44	08/20/22 08:42	1
Chromium	<0.0015		0.0020	0.0015	mg/L		08/18/22 16:44	08/20/22 08:42	1
Copper	<0.0011		0.0020	0.0011	mg/L		08/18/22 16:44	08/20/22 08:42	1
Lead	<0.00017		0.0010	0.00017	mg/L		08/18/22 16:44	08/20/22 08:42	1
Nickel	<0.00052		0.0010	0.00052	mg/L		08/18/22 16:44	08/20/22 08:42	1
Vanadium	<0.00078		0.0010	0.00078	mg/L		08/18/22 16:44	08/20/22 08:42	1
Zinc	<0.0029		0.0050	0.0029	mg/L		08/18/22 16:44	08/20/22 08:42	1

General Chemistry

Analyte	Result	Qualifier	RL	MDL	Unit	D	Prepared	Analyzed	Dil Fac
Total Dissolved Solids (SM 2540C-2011)	<10		10	10	mg/L			08/05/22 11:45	1

Client Sample ID: EB-07
Date Collected: 08/02/22 15:25
Date Received: 08/03/22 11:05

Lab Sample ID: 680-219194-13
Matrix: Water

Method: MCAWW 300.0-1993 R2.1 - Anions, Ion Chromatography

Analyte	Result	Qualifier	RL	MDL	Unit	D	Prepared	Analyzed	Dil Fac
Chloride	<0.20		1.0	0.20	mg/L			08/16/22 14:53	1
Fluoride	<0.040		0.10	0.040	mg/L			08/16/22 14:53	1
Sulfate	<0.40		1.0	0.40	mg/L			08/16/22 14:53	1

Method: SW846 6020B - Metals (ICP/MS) - Total Recoverable

Analyte	Result	Qualifier	RL	MDL	Unit	D	Prepared	Analyzed	Dil Fac
Barium	<0.00089		0.010	0.00089	mg/L		08/04/22 05:44	08/04/22 22:31	1
Beryllium	<0.00020		0.0025	0.00020	mg/L		08/04/22 05:44	08/04/22 22:31	1
Cadmium	<0.000078		0.0025	0.000078	mg/L		08/04/22 05:44	08/04/22 22:31	1
Calcium	<0.14		0.50	0.14	mg/L		08/04/22 05:44	08/04/22 22:31	1
Cobalt	<0.00022		0.0025	0.00022	mg/L		08/04/22 05:44	08/04/22 22:31	1
Selenium	<0.0012		0.0050	0.0012	mg/L		08/04/22 05:44	08/04/22 22:31	1
Silver	<0.00039		0.0010	0.00039	mg/L		08/04/22 05:44	08/04/22 22:31	1
Thallium	<0.00026		0.0010	0.00026	mg/L		08/04/22 05:44	08/04/22 22:31	1

Method: SW846 EPA 6020B - Metals (ICP/MS) - Total Recoverable

Analyte	Result	Qualifier	RL	MDL	Unit	D	Prepared	Analyzed	Dil Fac
Antimony	<0.00051		0.0020	0.00051	mg/L		08/18/22 16:44	08/20/22 08:45	1
Arsenic	<0.00028		0.0010	0.00028	mg/L		08/18/22 16:44	08/20/22 08:45	1
Boron	<0.060		0.080	0.060	mg/L		08/18/22 16:44	08/20/22 08:45	1
Chromium	<0.0015		0.0020	0.0015	mg/L		08/18/22 16:44	08/20/22 08:45	1
Copper	<0.0011		0.0020	0.0011	mg/L		08/18/22 16:44	08/20/22 08:45	1
Lead	<0.00017		0.0010	0.00017	mg/L		08/18/22 16:44	08/20/22 08:45	1
Nickel	<0.00052		0.0010	0.00052	mg/L		08/18/22 16:44	08/20/22 08:45	1
Vanadium	<0.00078		0.0010	0.00078	mg/L		08/18/22 16:44	08/20/22 08:45	1
Zinc	<0.0029		0.0050	0.0029	mg/L		08/18/22 16:44	08/20/22 08:45	1

Eurofins Savannah

Client Sample Results

Client: Southern Company
Project/Site: Plant McIntosh Landfill 4

Job ID: 680-219194-1

Client Sample ID: EB-07
Date Collected: 08/02/22 15:25
Date Received: 08/03/22 11:05

Lab Sample ID: 680-219194-13
Matrix: Water

General Chemistry

Analyte	Result	Qualifier	RL	MDL	Unit	D	Prepared	Analyzed	Dil Fac
Total Dissolved Solids (SM 2540C-2011)	<10		10	10	mg/L			08/05/22 11:45	1

Client Sample ID: GWC-1
Date Collected: 08/03/22 10:23
Date Received: 08/05/22 09:20

Lab Sample ID: 680-219328-1
Matrix: Water

Method: MCAWW 300.0-1993 R2.1 - Anions, Ion Chromatography

Analyte	Result	Qualifier	RL	MDL	Unit	D	Prepared	Analyzed	Dil Fac
Chloride	5.5		1.0	0.20	mg/L			08/17/22 17:34	1
Fluoride	<0.040		0.10	0.040	mg/L			08/17/22 17:34	1
Sulfate	0.45	J	1.0	0.40	mg/L			08/17/22 17:34	1

Method: SW846 6020B - Metals (ICP/MS) - Total Recoverable

Analyte	Result	Qualifier	RL	MDL	Unit	D	Prepared	Analyzed	Dil Fac
Barium	0.029		0.010	0.00089	mg/L		08/15/22 08:15	08/16/22 18:46	1
Beryllium	<0.00020		0.0025	0.00020	mg/L		08/15/22 08:15	08/16/22 18:46	1
Cadmium	0.00010	J	0.0025	0.000078	mg/L		08/15/22 08:15	08/16/22 18:46	1
Calcium	2.6		0.50	0.14	mg/L		08/15/22 08:15	08/16/22 18:46	1
Cobalt	0.00034	J	0.0025	0.00022	mg/L		08/15/22 08:15	08/16/22 18:46	1
Selenium	<0.0012		0.0050	0.0012	mg/L		08/15/22 08:15	08/16/22 18:46	1
Silver	<0.00039		0.0010	0.00039	mg/L		08/15/22 08:15	08/16/22 18:46	1
Thallium	<0.00026		0.0010	0.00026	mg/L		08/15/22 08:15	08/16/22 18:46	1

Method: SW846 EPA 6020B - Metals (ICP/MS) - Total Recoverable

Analyte	Result	Qualifier	RL	MDL	Unit	D	Prepared	Analyzed	Dil Fac
Antimony	0.00057	J B	0.0020	0.00051	mg/L		08/19/22 12:45	08/20/22 14:20	1
Arsenic	<0.00028		0.0010	0.00028	mg/L		08/19/22 12:45	08/20/22 14:20	1
Boron	0.064	J	0.080	0.060	mg/L		08/19/22 12:45	08/26/22 11:06	1
Chromium	0.0015	J	0.0020	0.0015	mg/L		08/19/22 12:45	08/20/22 14:20	1
Copper	<0.0011		0.0020	0.0011	mg/L		08/19/22 12:45	08/20/22 14:20	1
Lead	<0.00017		0.0010	0.00017	mg/L		08/19/22 12:45	08/20/22 14:20	1
Nickel	0.0013		0.0010	0.00052	mg/L		08/19/22 12:45	08/20/22 14:20	1
Vanadium	<0.00078		0.0010	0.00078	mg/L		08/19/22 12:45	08/20/22 14:20	1
Zinc	0.0073		0.0050	0.0029	mg/L		08/19/22 12:45	08/20/22 14:20	1

General Chemistry

Analyte	Result	Qualifier	RL	MDL	Unit	D	Prepared	Analyzed	Dil Fac
Total Dissolved Solids (SM 2540C-2011)	33		10	10	mg/L			08/08/22 09:37	1

Method: EPA Field Sampling - Field Sampling

Analyte	Result	Qualifier	RL	MDL	Unit	D	Prepared	Analyzed	Dil Fac
Field pH	4.83				SU			08/03/22 10:23	1

Client Sample ID: GWC-4A
Date Collected: 08/03/22 16:22
Date Received: 08/05/22 09:20

Lab Sample ID: 680-219328-2
Matrix: Water

Method: MCAWW 300.0-1993 R2.1 - Anions, Ion Chromatography

Analyte	Result	Qualifier	RL	MDL	Unit	D	Prepared	Analyzed	Dil Fac
Chloride	3.4		1.0	0.20	mg/L			08/17/22 17:47	1

Eurofins Savannah

Client Sample Results

Client: Southern Company
Project/Site: Plant McIntosh Landfill 4

Job ID: 680-219194-1

Client Sample ID: GWC-4A

Lab Sample ID: 680-219328-2

Date Collected: 08/03/22 16:22

Matrix: Water

Date Received: 08/05/22 09:20

Method: MCAWW 300.0-1993 R2.1 - Anions, Ion Chromatography (Continued)

Analyte	Result	Qualifier	RL	MDL	Unit	D	Prepared	Analyzed	Dil Fac
Fluoride	<0.040		0.10	0.040	mg/L			08/17/22 17:47	1
Sulfate	2.0		1.0	0.40	mg/L			08/17/22 17:47	1

Method: SW846 6020B - Metals (ICP/MS) - Total Recoverable

Analyte	Result	Qualifier	RL	MDL	Unit	D	Prepared	Analyzed	Dil Fac
Barium	0.032		0.010	0.00089	mg/L		08/15/22 08:15	08/16/22 18:43	1
Beryllium	<0.00020		0.0025	0.00020	mg/L		08/15/22 08:15	08/16/22 18:43	1
Cadmium	<0.000078		0.0025	0.000078	mg/L		08/15/22 08:15	08/16/22 18:43	1
Calcium	1.1		0.50	0.14	mg/L		08/15/22 08:15	08/16/22 18:43	1
Cobalt	0.0017	J	0.0025	0.00022	mg/L		08/15/22 08:15	08/16/22 18:43	1
Selenium	<0.0012		0.0050	0.0012	mg/L		08/15/22 08:15	08/16/22 18:43	1
Silver	<0.00039		0.0010	0.00039	mg/L		08/15/22 08:15	08/16/22 18:43	1
Thallium	<0.00026		0.0010	0.00026	mg/L		08/15/22 08:15	08/16/22 18:43	1

Method: SW846 EPA 6020B - Metals (ICP/MS) - Total Recoverable

Analyte	Result	Qualifier	RL	MDL	Unit	D	Prepared	Analyzed	Dil Fac
Antimony	<0.00051		0.0020	0.00051	mg/L		08/19/22 12:45	08/20/22 14:24	1
Arsenic	<0.00028		0.0010	0.00028	mg/L		08/19/22 12:45	08/20/22 14:24	1
Boron	<0.060		0.080	0.060	mg/L		08/19/22 12:45	08/26/22 11:09	1
Chromium	<0.0015		0.0020	0.0015	mg/L		08/19/22 12:45	08/20/22 14:24	1
Copper	<0.0011		0.0020	0.0011	mg/L		08/19/22 12:45	08/20/22 14:24	1
Lead	0.0037		0.0010	0.00017	mg/L		08/19/22 12:45	08/20/22 14:24	1
Nickel	0.00078	J	0.0010	0.00052	mg/L		08/19/22 12:45	08/20/22 14:24	1
Vanadium	0.00097	J	0.0010	0.00078	mg/L		08/19/22 12:45	08/20/22 14:24	1
Zinc	0.012		0.0050	0.0029	mg/L		08/19/22 12:45	08/20/22 14:24	1

General Chemistry

Analyte	Result	Qualifier	RL	MDL	Unit	D	Prepared	Analyzed	Dil Fac
Total Dissolved Solids (SM 2540C-2011)	20		10	10	mg/L			08/08/22 09:37	1

Method: EPA Field Sampling - Field Sampling

Analyte	Result	Qualifier	RL	MDL	Unit	D	Prepared	Analyzed	Dil Fac
Field pH	4.79				SU			08/03/22 16:22	1

Client Sample ID: GWC-9

Lab Sample ID: 680-219328-3

Date Collected: 08/03/22 12:35

Matrix: Water

Date Received: 08/05/22 09:20

Method: MCAWW 300.0-1993 R2.1 - Anions, Ion Chromatography

Analyte	Result	Qualifier	RL	MDL	Unit	D	Prepared	Analyzed	Dil Fac
Chloride	8.6		1.0	0.20	mg/L			08/17/22 18:51	1
Fluoride	0.059	J	0.10	0.040	mg/L			08/17/22 18:51	1
Sulfate	<0.40		1.0	0.40	mg/L			08/17/22 18:51	1

Method: SW846 6020B - Metals (ICP/MS) - Total Recoverable

Analyte	Result	Qualifier	RL	MDL	Unit	D	Prepared	Analyzed	Dil Fac
Barium	0.030		0.010	0.00089	mg/L		08/15/22 08:15	08/16/22 18:28	1
Beryllium	<0.00020		0.0025	0.00020	mg/L		08/15/22 08:15	08/16/22 18:28	1
Cadmium	0.00011	J	0.0025	0.000078	mg/L		08/15/22 08:15	08/16/22 18:28	1
Calcium	2.8		0.50	0.14	mg/L		08/15/22 08:15	08/16/22 18:28	1

Eurofins Savannah

Client Sample Results

Client: Southern Company
Project/Site: Plant McIntosh Landfill 4

Job ID: 680-219194-1

Client Sample ID: GWC-9

Lab Sample ID: 680-219328-3

Date Collected: 08/03/22 12:35

Matrix: Water

Date Received: 08/05/22 09:20

Method: SW846 6020B - Metals (ICP/MS) - Total Recoverable (Continued)

Analyte	Result	Qualifier	RL	MDL	Unit	D	Prepared	Analyzed	Dil Fac
Cobalt	0.00034	J	0.0025	0.00022	mg/L		08/15/22 08:15	08/16/22 18:28	1
Selenium	<0.0012		0.0050	0.0012	mg/L		08/15/22 08:15	08/16/22 18:28	1
Silver	<0.00039		0.0010	0.00039	mg/L		08/15/22 08:15	08/16/22 18:28	1
Thallium	<0.00026		0.0010	0.00026	mg/L		08/15/22 08:15	08/16/22 18:28	1

Method: SW846 EPA 6020B - Metals (ICP/MS) - Total Recoverable

Analyte	Result	Qualifier	RL	MDL	Unit	D	Prepared	Analyzed	Dil Fac
Antimony	<0.00051		0.0020	0.00051	mg/L		08/19/22 12:45	08/20/22 14:28	1
Arsenic	<0.00028		0.0010	0.00028	mg/L		08/19/22 12:45	08/20/22 14:28	1
Boron	<0.060		0.080	0.060	mg/L		08/19/22 12:45	08/23/22 14:25	1
Chromium	<0.0015		0.0020	0.0015	mg/L		08/19/22 12:45	08/20/22 14:28	1
Copper	<0.0011		0.0020	0.0011	mg/L		08/19/22 12:45	08/20/22 14:28	1
Lead	<0.00017		0.0010	0.00017	mg/L		08/19/22 12:45	08/20/22 14:28	1
Nickel	0.0015		0.0010	0.00052	mg/L		08/19/22 12:45	08/20/22 14:28	1
Vanadium	0.0016		0.0010	0.00078	mg/L		08/19/22 12:45	08/20/22 14:28	1
Zinc	0.0050		0.0050	0.0029	mg/L		08/19/22 12:45	08/20/22 14:28	1

General Chemistry

Analyte	Result	Qualifier	RL	MDL	Unit	D	Prepared	Analyzed	Dil Fac
Total Dissolved Solids (SM 2540C-2011)	42		10	10	mg/L			08/08/22 09:37	1

Method: EPA Field Sampling - Field Sampling

Analyte	Result	Qualifier	RL	MDL	Unit	D	Prepared	Analyzed	Dil Fac
Field pH	5.29				SU			08/03/22 12:35	1

Client Sample ID: GWC-10

Lab Sample ID: 680-219328-4

Date Collected: 08/03/22 10:59

Matrix: Water

Date Received: 08/05/22 09:20

Method: MCAWW 300.0-1993 R2.1 - Anions, Ion Chromatography

Analyte	Result	Qualifier	RL	MDL	Unit	D	Prepared	Analyzed	Dil Fac
Chloride	6.4		1.0	0.20	mg/L			08/17/22 19:30	1
Fluoride	0.098	J	0.10	0.040	mg/L			08/17/22 19:30	1
Sulfate	1.6		1.0	0.40	mg/L			08/17/22 19:30	1

Method: SW846 6020B - Metals (ICP/MS) - Total Recoverable

Analyte	Result	Qualifier	RL	MDL	Unit	D	Prepared	Analyzed	Dil Fac
Barium	0.017		0.010	0.00089	mg/L		08/15/22 08:15	08/16/22 18:38	1
Beryllium	<0.00020		0.0025	0.00020	mg/L		08/15/22 08:15	08/16/22 18:38	1
Cadmium	<0.000078		0.0025	0.000078	mg/L		08/15/22 08:15	08/16/22 18:38	1
Calcium	21		0.50	0.14	mg/L		08/15/22 08:15	08/16/22 18:38	1
Cobalt	<0.00022		0.0025	0.00022	mg/L		08/15/22 08:15	08/16/22 18:38	1
Selenium	<0.0012		0.0050	0.0012	mg/L		08/15/22 08:15	08/16/22 18:38	1
Silver	<0.00039		0.0010	0.00039	mg/L		08/15/22 08:15	08/16/22 18:38	1
Thallium	<0.00026		0.0010	0.00026	mg/L		08/15/22 08:15	08/16/22 18:38	1

Method: SW846 EPA 6020B - Metals (ICP/MS) - Total Recoverable

Analyte	Result	Qualifier	RL	MDL	Unit	D	Prepared	Analyzed	Dil Fac
Antimony	<0.00051		0.0020	0.00051	mg/L		08/19/22 12:45	08/20/22 14:31	1
Arsenic	0.00052	J	0.0010	0.00028	mg/L		08/19/22 12:45	08/20/22 14:31	1

Eurofins Savannah

Client Sample Results

Client: Southern Company
Project/Site: Plant McIntosh Landfill 4

Job ID: 680-219194-1

Client Sample ID: GWC-10

Lab Sample ID: 680-219328-4

Date Collected: 08/03/22 10:59

Matrix: Water

Date Received: 08/05/22 09:20

Method: SW846 EPA 6020B - Metals (ICP/MS) - Total Recoverable (Continued)

Analyte	Result	Qualifier	RL	MDL	Unit	D	Prepared	Analyzed	Dil Fac
Boron	<0.060		0.080	0.060	mg/L		08/19/22 12:45	08/23/22 14:29	1
Chromium	0.0031		0.0020	0.0015	mg/L		08/19/22 12:45	08/20/22 14:31	1
Copper	<0.0011		0.0020	0.0011	mg/L		08/19/22 12:45	08/20/22 14:31	1
Lead	<0.00017		0.0010	0.00017	mg/L		08/19/22 12:45	08/20/22 14:31	1
Nickel	<0.00052		0.0010	0.00052	mg/L		08/19/22 12:45	08/20/22 14:31	1
Vanadium	0.0020		0.0010	0.00078	mg/L		08/19/22 12:45	08/20/22 14:31	1
Zinc	0.0046	J	0.0050	0.0029	mg/L		08/19/22 12:45	08/20/22 14:31	1

General Chemistry

Analyte	Result	Qualifier	RL	MDL	Unit	D	Prepared	Analyzed	Dil Fac
Total Dissolved Solids (SM 2540C-2011)	130		10	10	mg/L			08/08/22 09:37	1

Method: EPA Field Sampling - Field Sampling

Analyte	Result	Qualifier	RL	MDL	Unit	D	Prepared	Analyzed	Dil Fac
Field pH	6.34				SU			08/03/22 10:59	1

Client Sample ID: GWC-12

Lab Sample ID: 680-219328-5

Date Collected: 08/03/22 11:11

Matrix: Water

Date Received: 08/05/22 09:20

Method: MCAWW 300.0-1993 R2.1 - Anions, Ion Chromatography

Analyte	Result	Qualifier	RL	MDL	Unit	D	Prepared	Analyzed	Dil Fac
Chloride	3.9		1.0	0.20	mg/L			08/17/22 19:43	1
Fluoride	<0.040		0.10	0.040	mg/L			08/17/22 19:43	1
Sulfate	<0.40		1.0	0.40	mg/L			08/17/22 19:43	1

Method: SW846 6020B - Metals (ICP/MS) - Total Recoverable

Analyte	Result	Qualifier	RL	MDL	Unit	D	Prepared	Analyzed	Dil Fac
Barium	0.011		0.010	0.00089	mg/L		08/15/22 08:56	08/16/22 15:28	1
Beryllium	0.00027	J	0.0025	0.00020	mg/L		08/15/22 08:56	08/16/22 15:28	1
Cadmium	<0.000078		0.0025	0.000078	mg/L		08/15/22 08:56	08/16/22 15:28	1
Calcium	0.82		0.50	0.14	mg/L		08/15/22 08:56	08/16/22 15:28	1
Cobalt	0.00068	J	0.0025	0.00022	mg/L		08/15/22 08:56	08/16/22 15:28	1
Selenium	<0.0012		0.0050	0.0012	mg/L		08/15/22 08:56	08/16/22 15:28	1
Silver	<0.00039		0.0010	0.00039	mg/L		08/15/22 08:56	08/16/22 15:28	1
Thallium	<0.00026		0.0010	0.00026	mg/L		08/15/22 08:56	08/16/22 15:28	1

Method: SW846 EPA 6020B - Metals (ICP/MS) - Total Recoverable

Analyte	Result	Qualifier	RL	MDL	Unit	D	Prepared	Analyzed	Dil Fac
Antimony	<0.00051		0.0020	0.00051	mg/L		08/19/22 12:45	08/20/22 14:35	1
Arsenic	<0.00028		0.0010	0.00028	mg/L		08/19/22 12:45	08/20/22 14:35	1
Boron	<0.060		0.080	0.060	mg/L		08/19/22 12:45	08/23/22 14:32	1
Chromium	0.0019	J	0.0020	0.0015	mg/L		08/19/22 12:45	08/20/22 14:35	1
Copper	<0.0011		0.0020	0.0011	mg/L		08/19/22 12:45	08/20/22 14:35	1
Lead	<0.00017		0.0010	0.00017	mg/L		08/19/22 12:45	08/20/22 14:35	1
Nickel	0.0064		0.0010	0.00052	mg/L		08/19/22 12:45	08/20/22 14:35	1
Vanadium	0.0016		0.0010	0.00078	mg/L		08/19/22 12:45	08/20/22 14:35	1
Zinc	0.0071		0.0050	0.0029	mg/L		08/19/22 12:45	08/20/22 14:35	1

Eurofins Savannah

Client Sample Results

Client: Southern Company
Project/Site: Plant McIntosh Landfill 4

Job ID: 680-219194-1

Client Sample ID: GWC-12

Lab Sample ID: 680-219328-5

Date Collected: 08/03/22 11:11

Matrix: Water

Date Received: 08/05/22 09:20

General Chemistry

Analyte	Result	Qualifier	RL	MDL	Unit	D	Prepared	Analyzed	Dil Fac
Total Dissolved Solids (SM 2540C-2011)	25		10	10	mg/L			08/08/22 09:37	1

Method: EPA Field Sampling - Field Sampling

Analyte	Result	Qualifier	RL	MDL	Unit	D	Prepared	Analyzed	Dil Fac
Field pH	4.98				SU			08/03/22 11:11	1

Client Sample ID: GWC-19

Lab Sample ID: 680-219328-6

Date Collected: 08/03/22 12:40

Matrix: Water

Date Received: 08/05/22 09:20

Method: MCAWW 300.0-1993 R2.1 - Anions, Ion Chromatography

Analyte	Result	Qualifier	RL	MDL	Unit	D	Prepared	Analyzed	Dil Fac
Chloride	5.9		1.0	0.20	mg/L			08/17/22 19:56	1
Fluoride	0.096	J	0.10	0.040	mg/L			08/17/22 19:56	1
Sulfate	1.7		1.0	0.40	mg/L			08/17/22 19:56	1

Method: SW846 6020B - Metals (ICP/MS) - Total Recoverable

Analyte	Result	Qualifier	RL	MDL	Unit	D	Prepared	Analyzed	Dil Fac
Barium	0.011		0.010	0.00089	mg/L		08/15/22 08:15	08/16/22 18:35	1
Beryllium	<0.00020		0.0025	0.00020	mg/L		08/15/22 08:15	08/16/22 18:35	1
Cadmium	0.00016	J	0.0025	0.000078	mg/L		08/15/22 08:15	08/16/22 18:35	1
Calcium	6.5		0.50	0.14	mg/L		08/15/22 08:15	08/16/22 18:35	1
Cobalt	<0.00022		0.0025	0.00022	mg/L		08/15/22 08:15	08/16/22 18:35	1
Selenium	<0.0012		0.0050	0.0012	mg/L		08/15/22 08:15	08/16/22 18:35	1
Silver	<0.00039		0.0010	0.00039	mg/L		08/15/22 08:15	08/16/22 18:35	1
Thallium	<0.00026		0.0010	0.00026	mg/L		08/15/22 08:15	08/16/22 18:35	1

Method: SW846 EPA 6020B - Metals (ICP/MS) - Total Recoverable

Analyte	Result	Qualifier	RL	MDL	Unit	D	Prepared	Analyzed	Dil Fac
Antimony	<0.00051		0.0020	0.00051	mg/L		08/19/22 12:45	08/20/22 14:39	1
Arsenic	<0.00028		0.0010	0.00028	mg/L		08/19/22 12:45	08/20/22 14:39	1
Boron	<0.060		0.080	0.060	mg/L		08/19/22 12:45	08/23/22 14:36	1
Chromium	0.0017	J	0.0020	0.0015	mg/L		08/19/22 12:45	08/20/22 14:39	1
Copper	<0.0011		0.0020	0.0011	mg/L		08/19/22 12:45	08/20/22 14:39	1
Lead	<0.00017		0.0010	0.00017	mg/L		08/19/22 12:45	08/20/22 14:39	1
Nickel	0.0051		0.0010	0.00052	mg/L		08/19/22 12:45	08/20/22 14:39	1
Vanadium	0.0022		0.0010	0.00078	mg/L		08/19/22 12:45	08/20/22 14:39	1
Zinc	0.0057		0.0050	0.0029	mg/L		08/19/22 12:45	08/20/22 14:39	1

General Chemistry

Analyte	Result	Qualifier	RL	MDL	Unit	D	Prepared	Analyzed	Dil Fac
Total Dissolved Solids (SM 2540C-2011)	50		10	10	mg/L			08/08/22 09:37	1

Method: EPA Field Sampling - Field Sampling

Analyte	Result	Qualifier	RL	MDL	Unit	D	Prepared	Analyzed	Dil Fac
Field pH	5.62				SU			08/03/22 12:40	1

Eurofins Savannah

Client Sample Results

Client: Southern Company
Project/Site: Plant McIntosh Landfill 4

Job ID: 680-219194-1

Client Sample ID: GWC-20

Lab Sample ID: 680-219328-7

Date Collected: 08/03/22 14:10

Matrix: Water

Date Received: 08/05/22 09:20

Method: MCAWW 300.0-1993 R2.1 - Anions, Ion Chromatography

Analyte	Result	Qualifier	RL	MDL	Unit	D	Prepared	Analyzed	Dil Fac
Chloride	7.3		1.0	0.20	mg/L			08/17/22 20:09	1
Fluoride	0.052	J	0.10	0.040	mg/L			08/17/22 20:09	1
Sulfate	<0.40		1.0	0.40	mg/L			08/17/22 20:09	1

Method: SW846 6020B - Metals (ICP/MS) - Total Recoverable

Analyte	Result	Qualifier	RL	MDL	Unit	D	Prepared	Analyzed	Dil Fac
Barium	0.018		0.010	0.00089	mg/L		08/15/22 08:15	08/16/22 18:30	1
Beryllium	0.00031	J	0.0025	0.00020	mg/L		08/15/22 08:15	08/16/22 18:30	1
Cadmium	0.00016	J	0.0025	0.000078	mg/L		08/15/22 08:15	08/16/22 18:30	1
Calcium	1.4		0.50	0.14	mg/L		08/15/22 08:15	08/16/22 18:30	1
Cobalt	0.00091	J	0.0025	0.00022	mg/L		08/15/22 08:15	08/16/22 18:30	1
Selenium	<0.0012		0.0050	0.0012	mg/L		08/15/22 08:15	08/16/22 18:30	1
Silver	<0.00039		0.0010	0.00039	mg/L		08/15/22 08:15	08/16/22 18:30	1
Thallium	<0.00026		0.0010	0.00026	mg/L		08/15/22 08:15	08/16/22 18:30	1

Method: SW846 EPA 6020B - Metals (ICP/MS) - Total Recoverable

Analyte	Result	Qualifier	RL	MDL	Unit	D	Prepared	Analyzed	Dil Fac
Antimony	<0.00051		0.0020	0.00051	mg/L		08/19/22 12:45	08/20/22 14:42	1
Arsenic	<0.00028		0.0010	0.00028	mg/L		08/19/22 12:45	08/20/22 14:42	1
Boron	<0.060		0.080	0.060	mg/L		08/19/22 12:45	08/23/22 14:39	1
Chromium	<0.0015		0.0020	0.0015	mg/L		08/19/22 12:45	08/20/22 14:42	1
Copper	<0.0011		0.0020	0.0011	mg/L		08/19/22 12:45	08/20/22 14:42	1
Lead	<0.00017		0.0010	0.00017	mg/L		08/19/22 12:45	08/20/22 14:42	1
Nickel	0.0010		0.0010	0.00052	mg/L		08/19/22 12:45	08/20/22 14:42	1
Vanadium	0.0017		0.0010	0.00078	mg/L		08/19/22 12:45	08/20/22 14:42	1
Zinc	0.0042	J	0.0050	0.0029	mg/L		08/19/22 12:45	08/20/22 14:42	1

General Chemistry

Analyte	Result	Qualifier	RL	MDL	Unit	D	Prepared	Analyzed	Dil Fac
Total Dissolved Solids (SM 2540C-2011)	35		10	10	mg/L			08/08/22 09:37	1

Method: EPA Field Sampling - Field Sampling

Analyte	Result	Qualifier	RL	MDL	Unit	D	Prepared	Analyzed	Dil Fac
Field pH	4.98				SU			08/03/22 14:10	1

Client Sample ID: GWC-21

Lab Sample ID: 680-219328-8

Date Collected: 08/04/22 10:01

Matrix: Water

Date Received: 08/05/22 09:20

Method: MCAWW 300.0-1993 R2.1 - Anions, Ion Chromatography

Analyte	Result	Qualifier	RL	MDL	Unit	D	Prepared	Analyzed	Dil Fac
Chloride	6.7		1.0	0.20	mg/L			08/17/22 20:22	1
Fluoride	<0.040		0.10	0.040	mg/L			08/17/22 20:22	1
Sulfate	<0.40		1.0	0.40	mg/L			08/17/22 20:22	1

Method: SW846 6020B - Metals (ICP/MS) - Total Recoverable

Analyte	Result	Qualifier	RL	MDL	Unit	D	Prepared	Analyzed	Dil Fac
Barium	0.022		0.010	0.00089	mg/L		08/15/22 08:56	08/16/22 15:23	1
Beryllium	<0.00020		0.0025	0.00020	mg/L		08/15/22 08:56	08/16/22 15:23	1
Cadmium	0.00014	J	0.0025	0.000078	mg/L		08/15/22 08:56	08/16/22 15:23	1

Eurofins Savannah

Client Sample Results

Client: Southern Company
Project/Site: Plant McIntosh Landfill 4

Job ID: 680-219194-1

Client Sample ID: GWC-21

Lab Sample ID: 680-219328-8

Date Collected: 08/04/22 10:01

Matrix: Water

Date Received: 08/05/22 09:20

Method: SW846 6020B - Metals (ICP/MS) - Total Recoverable (Continued)

Analyte	Result	Qualifier	RL	MDL	Unit	D	Prepared	Analyzed	Dil Fac
Calcium	1.1		0.50	0.14	mg/L		08/15/22 08:56	08/16/22 15:23	1
Cobalt	0.00083	J	0.0025	0.00022	mg/L		08/15/22 08:56	08/16/22 15:23	1
Selenium	<0.0012		0.0050	0.0012	mg/L		08/15/22 08:56	08/16/22 15:23	1
Silver	<0.00039		0.0010	0.00039	mg/L		08/15/22 08:56	08/16/22 15:23	1
Thallium	<0.00026		0.0010	0.00026	mg/L		08/15/22 08:56	08/16/22 15:23	1

Method: SW846 EPA 6020B - Metals (ICP/MS) - Total Recoverable

Analyte	Result	Qualifier	RL	MDL	Unit	D	Prepared	Analyzed	Dil Fac
Antimony	<0.00051		0.0020	0.00051	mg/L		08/19/22 12:45	08/20/22 14:46	1
Arsenic	<0.00028		0.0010	0.00028	mg/L		08/19/22 12:45	08/20/22 14:46	1
Boron	<0.060		0.080	0.060	mg/L		08/19/22 12:45	08/23/22 14:43	1
Chromium	<0.0015		0.0020	0.0015	mg/L		08/19/22 12:45	08/20/22 14:46	1
Copper	<0.0011		0.0020	0.0011	mg/L		08/19/22 12:45	08/20/22 14:46	1
Lead	<0.00017		0.0010	0.00017	mg/L		08/19/22 12:45	08/20/22 14:46	1
Nickel	0.00065	J	0.0010	0.00052	mg/L		08/19/22 12:45	08/20/22 14:46	1
Vanadium	0.0019		0.0010	0.00078	mg/L		08/19/22 12:45	08/20/22 14:46	1
Zinc	0.016		0.0050	0.0029	mg/L		08/19/22 12:45	08/20/22 14:46	1

General Chemistry

Analyte	Result	Qualifier	RL	MDL	Unit	D	Prepared	Analyzed	Dil Fac
Total Dissolved Solids (SM 2540C-2011)	26		10	10	mg/L			08/09/22 10:35	1

Method: EPA Field Sampling - Field Sampling

Analyte	Result	Qualifier	RL	MDL	Unit	D	Prepared	Analyzed	Dil Fac
Field pH	4.83				SU			08/04/22 10:01	1

Client Sample ID: GWC-23

Lab Sample ID: 680-219328-9

Date Collected: 08/04/22 11:22

Matrix: Water

Date Received: 08/05/22 09:20

Method: MCAWW 300.0-1993 R2.1 - Anions, Ion Chromatography

Analyte	Result	Qualifier	RL	MDL	Unit	D	Prepared	Analyzed	Dil Fac
Chloride	5.5		1.0	0.20	mg/L			08/17/22 20:35	1
Fluoride	<0.040		0.10	0.040	mg/L			08/17/22 20:35	1
Sulfate	1.8		1.0	0.40	mg/L			08/17/22 20:35	1

Method: SW846 6020B - Metals (ICP/MS) - Total Recoverable

Analyte	Result	Qualifier	RL	MDL	Unit	D	Prepared	Analyzed	Dil Fac
Barium	0.017		0.010	0.00089	mg/L		08/15/22 08:15	08/16/22 18:40	1
Beryllium	<0.00020		0.0025	0.00020	mg/L		08/15/22 08:15	08/16/22 18:40	1
Cadmium	<0.000078		0.0025	0.000078	mg/L		08/15/22 08:15	08/16/22 18:40	1
Calcium	0.51		0.50	0.14	mg/L		08/15/22 08:15	08/16/22 18:40	1
Cobalt	0.0016	J	0.0025	0.00022	mg/L		08/15/22 08:15	08/16/22 18:40	1
Selenium	<0.0012		0.0050	0.0012	mg/L		08/15/22 08:15	08/16/22 18:40	1
Silver	<0.00039		0.0010	0.00039	mg/L		08/15/22 08:15	08/16/22 18:40	1
Thallium	<0.00026		0.0010	0.00026	mg/L		08/15/22 08:15	08/16/22 18:40	1

Method: SW846 EPA 6020B - Metals (ICP/MS) - Total Recoverable

Analyte	Result	Qualifier	RL	MDL	Unit	D	Prepared	Analyzed	Dil Fac
Antimony	<0.00051		0.0020	0.00051	mg/L		08/19/22 12:49	08/20/22 16:02	1

Eurofins Savannah

Client Sample Results

Client: Southern Company
Project/Site: Plant McIntosh Landfill 4

Job ID: 680-219194-1

Client Sample ID: GWC-23

Lab Sample ID: 680-219328-9

Date Collected: 08/04/22 11:22

Matrix: Water

Date Received: 08/05/22 09:20

Method: SW846 EPA 6020B - Metals (ICP/MS) - Total Recoverable (Continued)

Analyte	Result	Qualifier	RL	MDL	Unit	D	Prepared	Analyzed	Dil Fac
Arsenic	0.00053	J	0.0010	0.00028	mg/L		08/19/22 12:49	08/20/22 16:02	1
Boron	<0.060		0.080	0.060	mg/L		08/19/22 12:49	08/20/22 16:02	1
Chromium	0.0029		0.0020	0.0015	mg/L		08/19/22 12:49	08/20/22 16:02	1
Copper	<0.0011		0.0020	0.0011	mg/L		08/19/22 12:49	08/20/22 16:02	1
Lead	0.00034	J	0.0010	0.00017	mg/L		08/19/22 12:49	08/20/22 16:02	1
Nickel	0.0016		0.0010	0.00052	mg/L		08/19/22 12:49	08/20/22 16:02	1
Vanadium	0.00095	J	0.0010	0.00078	mg/L		08/19/22 12:49	08/23/22 15:56	1
Zinc	0.016		0.0050	0.0029	mg/L		08/19/22 12:49	08/20/22 16:02	1

General Chemistry

Analyte	Result	Qualifier	RL	MDL	Unit	D	Prepared	Analyzed	Dil Fac
Total Dissolved Solids (SM 2540C-2011)	33		10	10	mg/L			08/09/22 10:35	1

Method: EPA Field Sampling - Field Sampling

Analyte	Result	Qualifier	RL	MDL	Unit	D	Prepared	Analyzed	Dil Fac
Field pH	5.12				SU			08/04/22 11:22	1

Client Sample ID: FD-04

Lab Sample ID: 680-219328-10

Date Collected: 08/03/22 00:00

Matrix: Water

Date Received: 08/05/22 09:20

Method: MCAWW 300.0-1993 R2.1 - Anions, Ion Chromatography

Analyte	Result	Qualifier	RL	MDL	Unit	D	Prepared	Analyzed	Dil Fac
Chloride	8.6		1.0	0.20	mg/L			08/17/22 20:47	1
Fluoride	0.056	J	0.10	0.040	mg/L			08/17/22 20:47	1
Sulfate	<0.40		1.0	0.40	mg/L			08/17/22 20:47	1

Method: SW846 6020B - Metals (ICP/MS) - Total Recoverable

Analyte	Result	Qualifier	RL	MDL	Unit	D	Prepared	Analyzed	Dil Fac
Barium	<0.00089		0.010	0.00089	mg/L		08/15/22 08:56	08/16/22 15:25	1
Beryllium	<0.00020		0.0025	0.00020	mg/L		08/15/22 08:56	08/16/22 15:25	1
Cadmium	<0.000078		0.0025	0.000078	mg/L		08/15/22 08:56	08/16/22 15:25	1
Calcium	<0.14		0.50	0.14	mg/L		08/15/22 08:56	08/16/22 15:25	1
Cobalt	<0.00022		0.0025	0.00022	mg/L		08/15/22 08:56	08/16/22 15:25	1
Selenium	<0.0012		0.0050	0.0012	mg/L		08/15/22 08:56	08/16/22 15:25	1
Silver	<0.00039		0.0010	0.00039	mg/L		08/15/22 08:56	08/16/22 15:25	1
Thallium	<0.00026		0.0010	0.00026	mg/L		08/15/22 08:56	08/16/22 15:25	1

Method: SW846 EPA 6020B - Metals (ICP/MS) - Total Recoverable

Analyte	Result	Qualifier	RL	MDL	Unit	D	Prepared	Analyzed	Dil Fac
Antimony	<0.00051		0.0020	0.00051	mg/L		08/19/22 12:49	08/20/22 16:06	1
Arsenic	0.00033	J	0.0010	0.00028	mg/L		08/19/22 12:49	08/20/22 16:06	1
Boron	<0.060		0.080	0.060	mg/L		08/19/22 12:49	08/20/22 16:06	1
Chromium	<0.0015		0.0020	0.0015	mg/L		08/19/22 12:49	08/20/22 16:06	1
Copper	<0.0011		0.0020	0.0011	mg/L		08/19/22 12:49	08/20/22 16:06	1
Lead	<0.00017		0.0010	0.00017	mg/L		08/19/22 12:49	08/20/22 16:06	1
Nickel	0.00090	J	0.0010	0.00052	mg/L		08/19/22 12:49	08/20/22 16:06	1
Vanadium	0.0011		0.0010	0.00078	mg/L		08/19/22 12:49	08/23/22 15:59	1
Zinc	0.0042	J	0.0050	0.0029	mg/L		08/19/22 12:49	08/20/22 16:06	1

Eurofins Savannah

Client Sample Results

Client: Southern Company
Project/Site: Plant McIntosh Landfill 4

Job ID: 680-219194-1

Client Sample ID: FD-04
Date Collected: 08/03/22 00:00
Date Received: 08/05/22 09:20

Lab Sample ID: 680-219328-10
Matrix: Water

General Chemistry

Analyte	Result	Qualifier	RL	MDL	Unit	D	Prepared	Analyzed	Dil Fac
Total Dissolved Solids (SM 2540C-2011)	42		10	10	mg/L			08/08/22 09:37	1

Client Sample ID: FB-06
Date Collected: 08/03/22 12:35
Date Received: 08/05/22 09:20

Lab Sample ID: 680-219328-11
Matrix: Water

Method: MCAWW 300.0-1993 R2.1 - Anions, Ion Chromatography

Analyte	Result	Qualifier	RL	MDL	Unit	D	Prepared	Analyzed	Dil Fac
Chloride	<0.20		1.0	0.20	mg/L			08/17/22 21:00	1
Fluoride	<0.040		0.10	0.040	mg/L			08/17/22 21:00	1
Sulfate	<0.40		1.0	0.40	mg/L			08/17/22 21:00	1

Method: SW846 6020B - Metals (ICP/MS) - Total Recoverable

Analyte	Result	Qualifier	RL	MDL	Unit	D	Prepared	Analyzed	Dil Fac
Barium	0.024		0.010	0.00089	mg/L		08/15/22 08:15	08/16/22 18:33	1
Beryllium	<0.00020		0.0025	0.00020	mg/L		08/15/22 08:15	08/16/22 18:33	1
Cadmium	0.00014	J	0.0025	0.000078	mg/L		08/15/22 08:15	08/16/22 18:33	1
Calcium	1.2		0.50	0.14	mg/L		08/15/22 08:15	08/16/22 18:33	1
Cobalt	0.0024	J	0.0025	0.00022	mg/L		08/15/22 08:15	08/16/22 18:33	1
Selenium	<0.0012		0.0050	0.0012	mg/L		08/15/22 08:15	08/16/22 18:33	1
Silver	<0.00039		0.0010	0.00039	mg/L		08/15/22 08:15	08/16/22 18:33	1
Thallium	<0.00026		0.0010	0.00026	mg/L		08/15/22 08:15	08/16/22 18:33	1

Method: SW846 EPA 6020B - Metals (ICP/MS) - Total Recoverable

Analyte	Result	Qualifier	RL	MDL	Unit	D	Prepared	Analyzed	Dil Fac
Antimony	0.00099	J B	0.0020	0.00051	mg/L		08/19/22 12:49	08/20/22 16:21	1
Arsenic	<0.00028		0.0010	0.00028	mg/L		08/19/22 12:49	08/20/22 16:21	1
Boron	<0.060		0.080	0.060	mg/L		08/19/22 12:49	08/20/22 16:21	1
Chromium	<0.0015		0.0020	0.0015	mg/L		08/19/22 12:49	08/20/22 16:21	1
Copper	<0.0011		0.0020	0.0011	mg/L		08/19/22 12:49	08/20/22 16:21	1
Lead	<0.00017		0.0010	0.00017	mg/L		08/19/22 12:49	08/20/22 16:21	1
Nickel	<0.00052		0.0010	0.00052	mg/L		08/19/22 12:49	08/20/22 16:21	1
Vanadium	<0.00078		0.0010	0.00078	mg/L		08/19/22 12:49	08/23/22 16:06	1
Zinc	<0.0029		0.0050	0.0029	mg/L		08/19/22 12:49	08/20/22 16:21	1

General Chemistry

Analyte	Result	Qualifier	RL	MDL	Unit	D	Prepared	Analyzed	Dil Fac
Total Dissolved Solids (SM 2540C-2011)	<10		10	10	mg/L			08/08/22 09:37	1

Client Sample ID: EB-08
Date Collected: 08/04/22 11:45
Date Received: 08/05/22 09:20

Lab Sample ID: 680-219328-12
Matrix: Water

Method: MCAWW 300.0-1993 R2.1 - Anions, Ion Chromatography

Analyte	Result	Qualifier	RL	MDL	Unit	D	Prepared	Analyzed	Dil Fac
Chloride	<0.20		1.0	0.20	mg/L			08/17/22 21:13	1
Fluoride	<0.040		0.10	0.040	mg/L			08/17/22 21:13	1
Sulfate	<0.40		1.0	0.40	mg/L			08/17/22 21:13	1

Eurofins Savannah

Client Sample Results

Client: Southern Company
Project/Site: Plant McIntosh Landfill 4

Job ID: 680-219194-1

Client Sample ID: EB-08

Lab Sample ID: 680-219328-12

Date Collected: 08/04/22 11:45

Matrix: Water

Date Received: 08/05/22 09:20

Method: SW846 6020B - Metals (ICP/MS) - Total Recoverable

Analyte	Result	Qualifier	RL	MDL	Unit	D	Prepared	Analyzed	Dil Fac
Barium	<0.00089		0.010	0.00089	mg/L		08/15/22 08:56	08/16/22 15:12	1
Beryllium	<0.00020		0.0025	0.00020	mg/L		08/15/22 08:56	08/16/22 15:12	1
Cadmium	<0.000078		0.0025	0.000078	mg/L		08/15/22 08:56	08/16/22 15:12	1
Calcium	<0.14		0.50	0.14	mg/L		08/15/22 08:56	08/16/22 15:12	1
Cobalt	<0.00022		0.0025	0.00022	mg/L		08/15/22 08:56	08/16/22 15:12	1
Selenium	<0.0012		0.0050	0.0012	mg/L		08/15/22 08:56	08/16/22 15:12	1
Silver	<0.00039		0.0010	0.00039	mg/L		08/15/22 08:56	08/16/22 15:12	1
Thallium	<0.00026		0.0010	0.00026	mg/L		08/15/22 08:56	08/16/22 15:12	1

Method: SW846 EPA 6020B - Metals (ICP/MS) - Total Recoverable

Analyte	Result	Qualifier	RL	MDL	Unit	D	Prepared	Analyzed	Dil Fac
Antimony	<0.00051		0.0020	0.00051	mg/L		08/19/22 12:49	08/20/22 16:10	1
Arsenic	<0.00028		0.0010	0.00028	mg/L		08/19/22 12:49	08/20/22 16:10	1
Boron	<0.060		0.080	0.060	mg/L		08/19/22 12:49	08/20/22 16:10	1
Chromium	<0.0015		0.0020	0.0015	mg/L		08/19/22 12:49	08/20/22 16:10	1
Copper	<0.0011		0.0020	0.0011	mg/L		08/19/22 12:49	08/20/22 16:10	1
Lead	<0.00017		0.0010	0.00017	mg/L		08/19/22 12:49	08/20/22 16:10	1
Nickel	<0.00052		0.0010	0.00052	mg/L		08/19/22 12:49	08/20/22 16:10	1
Vanadium	<0.00078		0.0010	0.00078	mg/L		08/19/22 12:49	08/23/22 16:03	1
Zinc	<0.0029		0.0050	0.0029	mg/L		08/19/22 12:49	08/20/22 16:10	1

General Chemistry

Analyte	Result	Qualifier	RL	MDL	Unit	D	Prepared	Analyzed	Dil Fac
Total Dissolved Solids (SM 2540C-2011)	<10		10	10	mg/L			08/09/22 10:35	1

QC Sample Results

Client: Southern Company
Project/Site: Plant McIntosh Landfill 4

Job ID: 680-219194-1

Method: 300.0-1993 R2.1 - Anions, Ion Chromatography

Lab Sample ID: MB 680-735701/11
Matrix: Water
Analysis Batch: 735701

Client Sample ID: Method Blank
Prep Type: Total/NA

Analyte	MB Result	MB Qualifier	RL	MDL	Unit	D	Prepared	Analyzed	Dil Fac
Chloride	<0.20		1.0	0.20	mg/L			08/13/22 14:41	1
Fluoride	<0.040		0.10	0.040	mg/L			08/13/22 14:41	1
Sulfate	<0.40		1.0	0.40	mg/L			08/13/22 14:41	1

Lab Sample ID: LCS 680-735701/12
Matrix: Water
Analysis Batch: 735701

Client Sample ID: Lab Control Sample
Prep Type: Total/NA

Analyte	Spike Added	LCS Result	LCS Qualifier	Unit	D	%Rec	%Rec Limits
Chloride	10.0	10.1		mg/L		101	90 - 110
Fluoride	2.00	1.97		mg/L		98	90 - 110
Sulfate	10.0	9.80		mg/L		98	90 - 110

Lab Sample ID: LCSD 680-735701/13
Matrix: Water
Analysis Batch: 735701

Client Sample ID: Lab Control Sample Dup
Prep Type: Total/NA

Analyte	Spike Added	LCSD Result	LCSD Qualifier	Unit	D	%Rec	%Rec Limits	RPD	RPD Limit
Chloride	10.0	10.1		mg/L		101	90 - 110	0	15
Fluoride	2.00	1.98		mg/L		99	90 - 110	1	15
Sulfate	10.0	9.83		mg/L		98	90 - 110	0	15

Lab Sample ID: 680-219187-F-1 MS
Matrix: Water
Analysis Batch: 735701

Client Sample ID: Matrix Spike
Prep Type: Total/NA

Analyte	Sample Result	Sample Qualifier	Spike Added	MS Result	MS Qualifier	Unit	D	%Rec	%Rec Limits
Chloride	7.4		10.0	17.9		mg/L		105	80 - 120
Fluoride	<0.040		2.00	2.05		mg/L		103	80 - 120
Sulfate	<0.40		10.0	10.1		mg/L		101	80 - 120

Lab Sample ID: 680-219187-F-1 MSD
Matrix: Water
Analysis Batch: 735701

Client Sample ID: Matrix Spike Duplicate
Prep Type: Total/NA

Analyte	Sample Result	Sample Qualifier	Spike Added	MSD Result	MSD Qualifier	Unit	D	%Rec	%Rec Limits	RPD	RPD Limit
Chloride	7.4		10.0	18.0		mg/L		106	80 - 120	1	15
Fluoride	<0.040		2.00	2.08		mg/L		104	80 - 120	1	15
Sulfate	<0.40		10.0	10.2		mg/L		102	80 - 120	1	15

Lab Sample ID: 680-219194-2 MS
Matrix: Water
Analysis Batch: 735701

Client Sample ID: GWA-3
Prep Type: Total/NA

Analyte	Sample Result	Sample Qualifier	Spike Added	MS Result	MS Qualifier	Unit	D	%Rec	%Rec Limits
Chloride	3.5		10.0	13.8		mg/L		103	80 - 120
Fluoride	<0.040		2.00	1.98		mg/L		99	80 - 120
Sulfate	0.40	J	10.0	10.3		mg/L		103	80 - 120

Eurofins Savannah

QC Sample Results

Client: Southern Company
Project/Site: Plant McIntosh Landfill 4

Job ID: 680-219194-1

Method: 300.0-1993 R2.1 - Anions, Ion Chromatography (Continued)

Lab Sample ID: 680-219194-2 MSD
Matrix: Water
Analysis Batch: 735701

Client Sample ID: GWA-3
Prep Type: Total/NA

Analyte	Sample Result	Sample Qualifier	Spike Added	MSD Result	MSD Qualifier	Unit	D	%Rec	%Rec Limits	RPD	RPD Limit
Chloride	3.5		10.0	13.7		mg/L		102	80 - 120	1	15
Fluoride	<0.040		2.00	1.97		mg/L		99	80 - 120	0	15
Sulfate	0.40	J	10.0	10.2		mg/L		102	80 - 120	1	15

Lab Sample ID: MB 680-736072/2
Matrix: Water
Analysis Batch: 736072

Client Sample ID: Method Blank
Prep Type: Total/NA

Analyte	MB Result	MB Qualifier	RL	MDL	Unit	D	Prepared	Analyzed	Dil Fac
Chloride	<0.20		1.0	0.20	mg/L			08/16/22 10:56	1
Fluoride	<0.040		0.10	0.040	mg/L			08/16/22 10:56	1
Sulfate	<0.40		1.0	0.40	mg/L			08/16/22 10:56	1

Lab Sample ID: LCS 680-736072/3
Matrix: Water
Analysis Batch: 736072

Client Sample ID: Lab Control Sample
Prep Type: Total/NA

Analyte	Spike Added	LCS Result	LCS Qualifier	Unit	D	%Rec	%Rec Limits
Chloride	10.0	10.0		mg/L		100	90 - 110
Fluoride	2.00	1.92		mg/L		96	90 - 110
Sulfate	10.0	9.70		mg/L		97	90 - 110

Lab Sample ID: LCSD 680-736072/4
Matrix: Water
Analysis Batch: 736072

Client Sample ID: Lab Control Sample Dup
Prep Type: Total/NA

Analyte	Spike Added	LCSD Result	LCSD Qualifier	Unit	D	%Rec	%Rec Limits	RPD	RPD Limit
Chloride	10.0	10.1		mg/L		101	90 - 110	0	15
Fluoride	2.00	1.93		mg/L		97	90 - 110	0	15
Sulfate	10.0	9.75		mg/L		98	90 - 110	0	15

Lab Sample ID: 160-46291-D-1 MS
Matrix: Water
Analysis Batch: 736072

Client Sample ID: Matrix Spike
Prep Type: Total/NA

Analyte	Sample Result	Sample Qualifier	Spike Added	MS Result	MS Qualifier	Unit	D	%Rec	%Rec Limits
Chloride	5.6		10.0	15.9		mg/L		103	80 - 120
Fluoride	0.15		2.00	2.06		mg/L		96	80 - 120
Sulfate	39		10.0	48.4		mg/L		97	80 - 120

Lab Sample ID: 160-46291-D-1 MSD
Matrix: Water
Analysis Batch: 736072

Client Sample ID: Matrix Spike Duplicate
Prep Type: Total/NA

Analyte	Sample Result	Sample Qualifier	Spike Added	MSD Result	MSD Qualifier	Unit	D	%Rec	%Rec Limits	RPD	RPD Limit
Chloride	5.6		10.0	16.1		mg/L		105	80 - 120	1	15
Fluoride	0.15		2.00	2.16		mg/L		101	80 - 120	5	15
Sulfate	39		10.0	48.6		mg/L		99	80 - 120	0	15

Eurofins Savannah

QC Sample Results

Client: Southern Company
Project/Site: Plant McIntosh Landfill 4

Job ID: 680-219194-1

Method: 300.0-1993 R2.1 - Anions, Ion Chromatography (Continued)

Lab Sample ID: MB 680-736293/2
Matrix: Water
Analysis Batch: 736293

Client Sample ID: Method Blank
Prep Type: Total/NA

Analyte	MB Result	MB Qualifier	RL	MDL	Unit	D	Prepared	Analyzed	Dil Fac
Chloride	<0.20		1.0	0.20	mg/L			08/17/22 10:45	1
Fluoride	<0.040		0.10	0.040	mg/L			08/17/22 10:45	1
Sulfate	<0.40		1.0	0.40	mg/L			08/17/22 10:45	1

Lab Sample ID: LCS 680-736293/3
Matrix: Water
Analysis Batch: 736293

Client Sample ID: Lab Control Sample
Prep Type: Total/NA

Analyte	Spike Added	LCS Result	LCS Qualifier	Unit	D	%Rec	%Rec Limits
Chloride	10.0	10.2		mg/L		102	90 - 110
Fluoride	2.00	2.02		mg/L		101	90 - 110
Sulfate	10.0	9.62		mg/L		96	90 - 110

Lab Sample ID: LCSD 680-736293/4
Matrix: Water
Analysis Batch: 736293

Client Sample ID: Lab Control Sample Dup
Prep Type: Total/NA

Analyte	Spike Added	LCSD Result	LCSD Qualifier	Unit	D	%Rec	%Rec Limits	RPD	RPD Limit
Chloride	10.0	10.2		mg/L		102	90 - 110	0	15
Fluoride	2.00	2.06		mg/L		103	90 - 110	2	15
Sulfate	10.0	10.2		mg/L		102	90 - 110	6	15

Lab Sample ID: 660-122486-S-2 MS
Matrix: Water
Analysis Batch: 736293

Client Sample ID: Matrix Spike
Prep Type: Total/NA

Analyte	Sample Result	Sample Qualifier	Spike Added	MS Result	MS Qualifier	Unit	D	%Rec	%Rec Limits
Chloride	3700		250	3140	4	mg/L		-213	80 - 120
Fluoride	<1.0	F1	50.0	56.4		mg/L		113	80 - 120
Sulfate	520	F1	250	678	F1	mg/L		64	80 - 120

Lab Sample ID: 660-122486-S-2 MSD
Matrix: Water
Analysis Batch: 736293

Client Sample ID: Matrix Spike Duplicate
Prep Type: Total/NA

Analyte	Sample Result	Sample Qualifier	Spike Added	MSD Result	MSD Qualifier	Unit	D	%Rec	%Rec Limits	RPD	RPD Limit
Chloride	3700		250	3290	4	mg/L		-151	80 - 120	5	15
Fluoride	<1.0	F1	50.0	60.9	F1	mg/L		122	80 - 120	8	15
Sulfate	520	F1	250	727		mg/L		83	80 - 120	7	15

Lab Sample ID: MB 680-736367/33
Matrix: Water
Analysis Batch: 736367

Client Sample ID: Method Blank
Prep Type: Total/NA

Analyte	MB Result	MB Qualifier	RL	MDL	Unit	D	Prepared	Analyzed	Dil Fac
Chloride	<0.20		1.0	0.20	mg/L			08/17/22 18:13	1
Fluoride	<0.040		0.10	0.040	mg/L			08/17/22 18:13	1
Sulfate	<0.40		1.0	0.40	mg/L			08/17/22 18:13	1

Eurofins Savannah

QC Sample Results

Client: Southern Company
Project/Site: Plant McIntosh Landfill 4

Job ID: 680-219194-1

Method: 300.0-1993 R2.1 - Anions, Ion Chromatography (Continued)

Lab Sample ID: LCS 680-736367/34
Matrix: Water
Analysis Batch: 736367

Client Sample ID: Lab Control Sample
Prep Type: Total/NA

Analyte	Spike Added	LCS Result	LCS Qualifier	Unit	D	%Rec	%Rec Limits
Chloride	10.0	10.3		mg/L		103	90 - 110
Fluoride	2.00	2.07		mg/L		103	90 - 110
Sulfate	10.0	9.82		mg/L		98	90 - 110

Lab Sample ID: LCSD 680-736367/35
Matrix: Water
Analysis Batch: 736367

Client Sample ID: Lab Control Sample Dup
Prep Type: Total/NA

Analyte	Spike Added	LCSD Result	LCSD Qualifier	Unit	D	%Rec	%Rec Limits	RPD	RPD Limit
Chloride	10.0	10.3		mg/L		103	90 - 110	0	15
Fluoride	2.00	2.05		mg/L		103	90 - 110	1	15
Sulfate	10.0	9.71		mg/L		97	90 - 110	1	15

Lab Sample ID: 680-219328-3 MS
Matrix: Water
Analysis Batch: 736367

Client Sample ID: GWC-9
Prep Type: Total/NA

Analyte	Sample Result	Sample Qualifier	Spike Added	MS Result	MS Qualifier	Unit	D	%Rec	%Rec Limits
Chloride	8.6		10.0	20.7		mg/L		120	80 - 120
Fluoride	0.059	J	2.00	2.31		mg/L		112	80 - 120
Sulfate	<0.40		10.0	10.2		mg/L		102	80 - 120

Lab Sample ID: 680-219328-3 MSD
Matrix: Water
Analysis Batch: 736367

Client Sample ID: GWC-9
Prep Type: Total/NA

Analyte	Sample Result	Sample Qualifier	Spike Added	MSD Result	MSD Qualifier	Unit	D	%Rec	%Rec Limits	RPD	RPD Limit
Chloride	8.6		10.0	19.6		mg/L		110	80 - 120	5	15
Fluoride	0.059	J	2.00	2.33		mg/L		113	80 - 120	1	15
Sulfate	<0.40		10.0	10.2		mg/L		102	80 - 120	1	15

Method: 6020B - Metals (ICP/MS)

Lab Sample ID: MB 680-735776/1-A
Matrix: Water
Analysis Batch: 736267

Client Sample ID: Method Blank
Prep Type: Total Recoverable
Prep Batch: 735776

Analyte	MB Result	MB Qualifier	RL	MDL	Unit	D	Prepared	Analyzed	Dil Fac
Barium	<0.00089		0.010	0.00089	mg/L		08/15/22 08:15	08/17/22 08:50	1
Beryllium	<0.00020		0.0025	0.00020	mg/L		08/15/22 08:15	08/17/22 08:50	1
Cadmium	<0.000078		0.0025	0.000078	mg/L		08/15/22 08:15	08/17/22 08:50	1
Calcium	<0.14		0.50	0.14	mg/L		08/15/22 08:15	08/17/22 08:50	1
Cobalt	<0.00022		0.0025	0.00022	mg/L		08/15/22 08:15	08/17/22 08:50	1
Selenium	<0.0012		0.0050	0.0012	mg/L		08/15/22 08:15	08/17/22 08:50	1
Silver	<0.00039		0.0010	0.00039	mg/L		08/15/22 08:15	08/17/22 08:50	1
Thallium	<0.00026		0.0010	0.00026	mg/L		08/15/22 08:15	08/17/22 08:50	1

Eurofins Savannah

QC Sample Results

Client: Southern Company
Project/Site: Plant McIntosh Landfill 4

Job ID: 680-219194-1

Method: 6020B - Metals (ICP/MS) (Continued)

Lab Sample ID: LCS 680-735776/2-A
Matrix: Water
Analysis Batch: 736267

Client Sample ID: Lab Control Sample
Prep Type: Total Recoverable
Prep Batch: 735776

Analyte	Spike Added	LCS Result	LCS Qualifier	Unit	D	%Rec	%Rec Limits
Barium	0.100	0.107		mg/L		107	80 - 120
Beryllium	0.0500	0.0589		mg/L		118	80 - 120
Cadmium	0.0500	0.0525		mg/L		105	80 - 120
Calcium	5.00	5.44		mg/L		109	80 - 120
Cobalt	0.0500	0.0545		mg/L		109	80 - 120
Selenium	0.100	0.108		mg/L		108	80 - 120
Silver	0.0500	0.0532		mg/L		106	80 - 120
Thallium	0.0500	0.0533		mg/L		107	80 - 120

Lab Sample ID: 680-219642-A-24-E MS
Matrix: Water
Analysis Batch: 736267

Client Sample ID: Matrix Spike
Prep Type: Total Recoverable
Prep Batch: 735776

Analyte	Sample Result	Sample Qualifier	Spike Added	MS Result	MS Qualifier	Unit	D	%Rec	%Rec Limits
Barium	0.087		0.100	0.196		mg/L		109	75 - 125
Beryllium	<0.00020		0.0500	0.0611		mg/L		122	75 - 125
Cadmium	<0.000078		0.0500	0.0552		mg/L		110	75 - 125
Calcium	0.92		5.00	6.65		mg/L		115	75 - 125
Cobalt	0.0022	J	0.0500	0.0587		mg/L		113	75 - 125
Selenium	<0.0012		0.100	0.114		mg/L		114	75 - 125
Silver	<0.00039		0.0500	0.0560		mg/L		112	75 - 125
Thallium	<0.00026		0.0500	0.0571		mg/L		114	75 - 125

Lab Sample ID: 680-219642-A-24-F MSD
Matrix: Water
Analysis Batch: 736267

Client Sample ID: Matrix Spike Duplicate
Prep Type: Total Recoverable
Prep Batch: 735776

Analyte	Sample Result	Sample Qualifier	Spike Added	MSD Result	MSD Qualifier	Unit	D	%Rec	%Rec Limits	RPD	Limit
Barium	0.087		0.100	0.191		mg/L		104	75 - 125	2	20
Beryllium	<0.00020		0.0500	0.0576		mg/L		115	75 - 125	6	20
Cadmium	<0.000078		0.0500	0.0541		mg/L		108	75 - 125	2	20
Calcium	0.92		5.00	6.51		mg/L		112	75 - 125	2	20
Cobalt	0.0022	J	0.0500	0.0576		mg/L		111	75 - 125	2	20
Selenium	<0.0012		0.100	0.110		mg/L		110	75 - 125	4	20
Silver	<0.00039		0.0500	0.0548		mg/L		110	75 - 125	2	20
Thallium	<0.00026		0.0500	0.0562		mg/L		112	75 - 125	1	20

Lab Sample ID: MB 680-735782/1-A
Matrix: Water
Analysis Batch: 736217

Client Sample ID: Method Blank
Prep Type: Total Recoverable
Prep Batch: 735782

Analyte	MB Result	MB Qualifier	RL	MDL	Unit	D	Prepared	Analyzed	Dil Fac
Barium	<0.00089		0.010	0.00089	mg/L		08/15/22 08:56	08/16/22 14:24	1
Beryllium	<0.00020		0.0025	0.00020	mg/L		08/15/22 08:56	08/16/22 14:24	1
Cadmium	<0.000078		0.0025	0.000078	mg/L		08/15/22 08:56	08/16/22 14:24	1
Calcium	<0.14		0.50	0.14	mg/L		08/15/22 08:56	08/16/22 14:24	1
Cobalt	<0.00022		0.0025	0.00022	mg/L		08/15/22 08:56	08/16/22 14:24	1
Selenium	<0.0012		0.0050	0.0012	mg/L		08/15/22 08:56	08/16/22 14:24	1
Silver	<0.00039		0.0010	0.00039	mg/L		08/15/22 08:56	08/16/22 14:24	1

Eurofins Savannah

QC Sample Results

Client: Southern Company
Project/Site: Plant McIntosh Landfill 4

Job ID: 680-219194-1

Method: 6020B - Metals (ICP/MS) (Continued)

Lab Sample ID: MB 680-735782/1-A
Matrix: Water
Analysis Batch: 736217

Client Sample ID: Method Blank
Prep Type: Total Recoverable
Prep Batch: 735782

Analyte	MB Result	MB Qualifier	RL	MDL	Unit	D	Prepared	Analyzed	Dil Fac
Thallium	<0.00026		0.0010	0.00026	mg/L		08/15/22 08:56	08/16/22 14:24	1

Lab Sample ID: LCS 680-735782/2-A
Matrix: Water
Analysis Batch: 736217

Client Sample ID: Lab Control Sample
Prep Type: Total Recoverable
Prep Batch: 735782

Analyte	Spike Added	LCS Result	LCS Qualifier	Unit	D	%Rec	%Rec Limits
Barium	0.100	0.105		mg/L		105	80 - 120
Beryllium	0.0500	0.0562		mg/L		112	80 - 120
Cadmium	0.0500	0.0521		mg/L		104	80 - 120
Calcium	5.00	5.45		mg/L		109	80 - 120
Cobalt	0.0500	0.0537		mg/L		108	80 - 120
Selenium	0.100	0.111		mg/L		111	80 - 120
Silver	0.0500	0.0534		mg/L		107	80 - 120
Thallium	0.0500	0.0537		mg/L		107	80 - 120

Lab Sample ID: LCSD 680-735782/3-A
Matrix: Water
Analysis Batch: 736217

Client Sample ID: Lab Control Sample Dup
Prep Type: Total Recoverable
Prep Batch: 735782

Analyte	Spike Added	LCSD Result	LCSD Qualifier	Unit	D	%Rec	%Rec Limits	RPD	RPD Limit
Barium	0.100	0.111		mg/L		111	80 - 120	6	20
Beryllium	0.0500	0.0600		mg/L		120	80 - 120	7	20
Cadmium	0.0500	0.0546		mg/L		109	80 - 120	5	20
Calcium	5.00	5.69		mg/L		114	80 - 120	4	20
Cobalt	0.0500	0.0569		mg/L		114	80 - 120	6	20
Selenium	0.100	0.115		mg/L		115	80 - 120	3	20
Silver	0.0500	0.0561		mg/L		112	80 - 120	5	20
Thallium	0.0500	0.0570		mg/L		114	80 - 120	6	20

Method: EPA 6020B - Metals (ICP/MS)

Lab Sample ID: MB 180-409263/1-A
Matrix: Water
Analysis Batch: 409654

Client Sample ID: Method Blank
Prep Type: Total Recoverable
Prep Batch: 409263

Analyte	MB Result	MB Qualifier	RL	MDL	Unit	D	Prepared	Analyzed	Dil Fac
Antimony	<0.00051		0.0020	0.00051	mg/L		08/18/22 16:44	08/20/22 07:20	1
Arsenic	<0.00028		0.0010	0.00028	mg/L		08/18/22 16:44	08/20/22 07:20	1
Boron	<0.060		0.080	0.060	mg/L		08/18/22 16:44	08/20/22 07:20	1
Chromium	<0.0015		0.0020	0.0015	mg/L		08/18/22 16:44	08/20/22 07:20	1
Copper	<0.0011		0.0020	0.0011	mg/L		08/18/22 16:44	08/20/22 07:20	1
Lead	<0.00017		0.0010	0.00017	mg/L		08/18/22 16:44	08/20/22 07:20	1
Nickel	<0.00052		0.0010	0.00052	mg/L		08/18/22 16:44	08/20/22 07:20	1
Vanadium	<0.00078		0.0010	0.00078	mg/L		08/18/22 16:44	08/20/22 07:20	1
Zinc	<0.0029		0.0050	0.0029	mg/L		08/18/22 16:44	08/20/22 07:20	1

Eurofins Savannah

QC Sample Results

Client: Southern Company
Project/Site: Plant McIntosh Landfill 4

Job ID: 680-219194-1

Method: EPA 6020B - Metals (ICP/MS) (Continued)

Lab Sample ID: LCS 180-409263/2-A
Matrix: Water
Analysis Batch: 409654

Client Sample ID: Lab Control Sample
Prep Type: Total Recoverable
Prep Batch: 409263

Analyte	Spike Added	LCS Result	LCS Qualifier	Unit	D	%Rec	%Rec Limits
Antimony	0.250	0.242		mg/L		97	80 - 120
Arsenic	1.00	0.848		mg/L		85	80 - 120
Boron	1.25	1.24		mg/L		99	80 - 120
Chromium	0.500	0.485		mg/L		97	80 - 120
Copper	0.500	0.493		mg/L		99	80 - 120
Lead	0.500	0.502		mg/L		100	80 - 120
Nickel	0.500	0.516		mg/L		103	80 - 120
Vanadium	0.500	0.489		mg/L		98	80 - 120
Zinc	0.250	0.265		mg/L		106	80 - 120

Lab Sample ID: 180-142930-B-1-G MS
Matrix: Water
Analysis Batch: 409654

Client Sample ID: Matrix Spike
Prep Type: Total Recoverable
Prep Batch: 409263

Analyte	Sample Result	Sample Qualifier	Spike Added	MS Result	MS Qualifier	Unit	D	%Rec	%Rec Limits
Antimony	0.0040		0.250	0.281		mg/L		111	75 - 125
Arsenic	0.0020		1.00	1.08		mg/L		108	75 - 125
Boron	1.4		1.25	2.72		mg/L		104	75 - 125
Chromium	0.0021		0.500	0.483		mg/L		96	75 - 125
Copper	0.010		0.500	0.522		mg/L		102	75 - 125
Lead	0.0010		0.500	0.526		mg/L		105	75 - 125
Nickel	0.0043		0.500	0.536		mg/L		106	75 - 125
Vanadium	<0.00078		0.500	0.515		mg/L		103	75 - 125
Zinc	0.44		0.250	0.691		mg/L		100	75 - 125

Lab Sample ID: 180-142930-B-1-H MSD
Matrix: Water
Analysis Batch: 409654

Client Sample ID: Matrix Spike Duplicate
Prep Type: Total Recoverable
Prep Batch: 409263

Analyte	Sample Result	Sample Qualifier	Spike Added	MSD Result	MSD Qualifier	Unit	D	%Rec	%Rec Limits	RPD	RPD Limit
Antimony	0.0040		0.250	0.281		mg/L		111	75 - 125	0	20
Arsenic	0.0020		1.00	1.11		mg/L		111	75 - 125	3	20
Boron	1.4		1.25	2.67		mg/L		100	75 - 125	2	20
Chromium	0.0021		0.500	0.519		mg/L		103	75 - 125	7	20
Copper	0.010		0.500	0.518		mg/L		102	75 - 125	1	20
Lead	0.0010		0.500	0.526		mg/L		105	75 - 125	0	20
Nickel	0.0043		0.500	0.526		mg/L		104	75 - 125	2	20
Vanadium	<0.00078		0.500	0.523		mg/L		105	75 - 125	2	20
Zinc	0.44		0.250	0.671		mg/L		92	75 - 125	3	20

Lab Sample ID: MB 180-409372/1-A
Matrix: Water
Analysis Batch: 409603

Client Sample ID: Method Blank
Prep Type: Total Recoverable
Prep Batch: 409372

Analyte	MB Result	MB Qualifier	RL	MDL	Unit	D	Prepared	Analyzed	Dil Fac
Antimony	0.000729	J	0.0020	0.00051	mg/L		08/19/22 12:45	08/20/22 11:55	1
Arsenic	<0.00028		0.0010	0.00028	mg/L		08/19/22 12:45	08/20/22 11:55	1
Chromium	<0.0015		0.0020	0.0015	mg/L		08/19/22 12:45	08/20/22 11:55	1
Copper	<0.0011		0.0020	0.0011	mg/L		08/19/22 12:45	08/20/22 11:55	1

Eurofins Savannah

QC Sample Results

Client: Southern Company
Project/Site: Plant McIntosh Landfill 4

Job ID: 680-219194-1

Method: EPA 6020B - Metals (ICP/MS) (Continued)

Lab Sample ID: MB 180-409372/1-A
Matrix: Water
Analysis Batch: 409603

Client Sample ID: Method Blank
Prep Type: Total Recoverable
Prep Batch: 409372

Analyte	MB Result	MB Qualifier	RL	MDL	Unit	D	Prepared	Analyzed	Dil Fac
Lead	<0.00017		0.0010	0.00017	mg/L		08/19/22 12:45	08/20/22 11:55	1
Nickel	<0.00052		0.0010	0.00052	mg/L		08/19/22 12:45	08/20/22 11:55	1
Vanadium	<0.00078		0.0010	0.00078	mg/L		08/19/22 12:45	08/20/22 11:55	1
Zinc	<0.0029		0.0050	0.0029	mg/L		08/19/22 12:45	08/20/22 11:55	1

Lab Sample ID: MB 180-409372/1-A
Matrix: Water
Analysis Batch: 410047

Client Sample ID: Method Blank
Prep Type: Total Recoverable
Prep Batch: 409372

Analyte	MB Result	MB Qualifier	RL	MDL	Unit	D	Prepared	Analyzed	Dil Fac
Boron	<0.060		0.080	0.060	mg/L		08/19/22 12:45	08/23/22 12:51	1

Lab Sample ID: LCS 180-409372/2-A
Matrix: Water
Analysis Batch: 409603

Client Sample ID: Lab Control Sample
Prep Type: Total Recoverable
Prep Batch: 409372

Analyte	Spike Added	LCS Result	LCS Qualifier	Unit	D	%Rec	%Rec Limits
Antimony	0.250	0.269		mg/L		108	80 - 120
Arsenic	1.00	1.01		mg/L		101	80 - 120
Chromium	0.500	0.498		mg/L		100	80 - 120
Copper	0.500	0.495		mg/L		99	80 - 120
Lead	0.500	0.517		mg/L		103	80 - 120
Nickel	0.500	0.514		mg/L		103	80 - 120
Vanadium	0.500	0.499		mg/L		100	80 - 120
Zinc	0.250	0.260		mg/L		104	80 - 120

Lab Sample ID: LCS 180-409372/2-A
Matrix: Water
Analysis Batch: 410047

Client Sample ID: Lab Control Sample
Prep Type: Total Recoverable
Prep Batch: 409372

Analyte	Spike Added	LCS Result	LCS Qualifier	Unit	D	%Rec	%Rec Limits
Boron	1.25	1.31		mg/L		105	80 - 120

Lab Sample ID: 180-142545-J-1-B MS
Matrix: Water
Analysis Batch: 409603

Client Sample ID: Matrix Spike
Prep Type: Total Recoverable
Prep Batch: 409372

Analyte	Sample Result	Sample Qualifier	Spike Added	MS Result	MS Qualifier	Unit	D	%Rec	%Rec Limits
Antimony	0.0013	J B	0.250	0.271		mg/L		108	75 - 125
Arsenic	0.0051		1.00	1.19		mg/L		118	75 - 125
Chromium	<0.0015		0.500	0.454		mg/L		91	75 - 125
Copper	0.0069		0.500	0.553		mg/L		109	75 - 125
Lead	0.00027	J	0.500	0.521		mg/L		104	75 - 125
Nickel	0.0046		0.500	0.578		mg/L		115	75 - 125
Vanadium	<0.00078		0.500	0.472		mg/L		94	75 - 125
Zinc	0.026		0.250	0.313		mg/L		115	75 - 125

QC Sample Results

Client: Southern Company
Project/Site: Plant McIntosh Landfill 4

Job ID: 680-219194-1

Method: EPA 6020B - Metals (ICP/MS) (Continued)

Lab Sample ID: 180-142545-J-1-C MSD
Matrix: Water
Analysis Batch: 409603

Client Sample ID: Matrix Spike Duplicate
Prep Type: Total Recoverable
Prep Batch: 409372

Analyte	Sample	Sample	Spike	MSD	MSD	Unit	D	%Rec	%Rec	RPD	Limit
	Result	Qualifier	Added	Result	Qualifier				Limits		
Antimony	0.0013	J B	0.250	0.274		mg/L		109	75 - 125	1	20
Arsenic	0.0051		1.00	1.22		mg/L		122	75 - 125	3	20
Chromium	<0.0015		0.500	0.465		mg/L		93	75 - 125	2	20
Copper	0.0069		0.500	0.563		mg/L		111	75 - 125	2	20
Lead	0.00027	J	0.500	0.529		mg/L		106	75 - 125	1	20
Nickel	0.0046		0.500	0.589		mg/L		117	75 - 125	2	20
Vanadium	<0.00078		0.500	0.482		mg/L		96	75 - 125	2	20
Zinc	0.026		0.250	0.317		mg/L		116	75 - 125	1	20

Lab Sample ID: MB 180-409375/1-A
Matrix: Water
Analysis Batch: 409603

Client Sample ID: Method Blank
Prep Type: Total Recoverable
Prep Batch: 409375

Analyte	MB	MB	RL	MDL	Unit	D	Prepared	Analyzed	Dil Fac
	Result	Qualifier							
Antimony	0.000732	J	0.0020	0.00051	mg/L		08/19/22 12:49	08/20/22 15:55	1
Arsenic	<0.00028		0.0010	0.00028	mg/L		08/19/22 12:49	08/20/22 15:55	1
Boron	<0.060		0.080	0.060	mg/L		08/19/22 12:49	08/20/22 15:55	1
Chromium	<0.0015		0.0020	0.0015	mg/L		08/19/22 12:49	08/20/22 15:55	1
Copper	<0.0011		0.0020	0.0011	mg/L		08/19/22 12:49	08/20/22 15:55	1
Lead	<0.00017		0.0010	0.00017	mg/L		08/19/22 12:49	08/20/22 15:55	1
Nickel	<0.00052		0.0010	0.00052	mg/L		08/19/22 12:49	08/20/22 15:55	1
Zinc	<0.0029		0.0050	0.0029	mg/L		08/19/22 12:49	08/20/22 15:55	1

Lab Sample ID: MB 180-409375/1-A
Matrix: Water
Analysis Batch: 410047

Client Sample ID: Method Blank
Prep Type: Total Recoverable
Prep Batch: 409375

Analyte	MB	MB	RL	MDL	Unit	D	Prepared	Analyzed	Dil Fac
	Result	Qualifier							
Vanadium	<0.00078		0.0010	0.00078	mg/L		08/19/22 12:49	08/23/22 15:49	1

Lab Sample ID: LCS 180-409375/2-A
Matrix: Water
Analysis Batch: 409603

Client Sample ID: Lab Control Sample
Prep Type: Total Recoverable
Prep Batch: 409375

Analyte	Spike Added	LCS Result	LCS Qualifier	Unit	D	%Rec	%Rec
							Limits
Antimony	0.250	0.267		mg/L		107	80 - 120
Arsenic	1.00	0.991		mg/L		99	80 - 120
Boron	1.25	1.24		mg/L		99	80 - 120
Chromium	0.500	0.494		mg/L		99	80 - 120
Copper	0.500	0.480		mg/L		96	80 - 120
Lead	0.500	0.505		mg/L		101	80 - 120
Nickel	0.500	0.497		mg/L		99	80 - 120
Zinc	0.250	0.261		mg/L		104	80 - 120

QC Sample Results

Client: Southern Company
Project/Site: Plant McIntosh Landfill 4

Job ID: 680-219194-1

Method: EPA 6020B - Metals (ICP/MS) (Continued)

Lab Sample ID: LCS 180-409375/2-A
Matrix: Water
Analysis Batch: 410047

Client Sample ID: Lab Control Sample
Prep Type: Total Recoverable
Prep Batch: 409375

Analyte	Spike Added	LCS Result	LCS Qualifier	Unit	D	%Rec	%Rec Limits
Vanadium	0.500	0.511		mg/L		102	80 - 120

Lab Sample ID: MB 180-415539/1-A
Matrix: Water
Analysis Batch: 415759

Client Sample ID: Method Blank
Prep Type: Total Recoverable
Prep Batch: 415539

Analyte	MB Result	MB Qualifier	RL	MDL	Unit	D	Prepared	Analyzed	Dil Fac
Antimony	<0.00051		0.0020	0.00051	mg/L		10/19/22 12:05	10/20/22 13:48	1
Arsenic	<0.00028		0.0010	0.00028	mg/L		10/19/22 12:05	10/20/22 13:48	1
Boron	<0.060		0.080	0.060	mg/L		10/19/22 12:05	10/20/22 13:48	1
Chromium	<0.0015		0.0020	0.0015	mg/L		10/19/22 12:05	10/20/22 13:48	1
Copper	<0.0011		0.0020	0.0011	mg/L		10/19/22 12:05	10/20/22 13:48	1
Lead	<0.00017		0.0010	0.00017	mg/L		10/19/22 12:05	10/20/22 13:48	1
Nickel	<0.00052		0.0010	0.00052	mg/L		10/19/22 12:05	10/20/22 13:48	1
Vanadium	<0.00078		0.0010	0.00078	mg/L		10/19/22 12:05	10/20/22 13:48	1
Zinc	<0.0029		0.0050	0.0029	mg/L		10/19/22 12:05	10/20/22 13:48	1

Lab Sample ID: LCS 180-415539/2-A
Matrix: Water
Analysis Batch: 415759

Client Sample ID: Lab Control Sample
Prep Type: Total Recoverable
Prep Batch: 415539

Analyte	Spike Added	LCS Result	LCS Qualifier	Unit	D	%Rec	%Rec Limits
Antimony	0.250	0.284		mg/L		114	80 - 120
Arsenic	1.00	0.956		mg/L		96	80 - 120
Boron	1.25	1.24		mg/L		99	80 - 120
Chromium	0.500	0.504		mg/L		101	80 - 120
Copper	0.500	0.508		mg/L		102	80 - 120
Lead	0.500	0.504		mg/L		101	80 - 120
Nickel	0.500	0.493		mg/L		99	80 - 120
Vanadium	0.500	0.504		mg/L		101	80 - 120
Zinc	0.250	0.263		mg/L		105	80 - 120

Lab Sample ID: 680-220434-G-6-D MS
Matrix: Water
Analysis Batch: 415759

Client Sample ID: Matrix Spike
Prep Type: Total Recoverable
Prep Batch: 415539

Analyte	Sample Result	Sample Qualifier	Spike Added	MS Result	MS Qualifier	Unit	D	%Rec	%Rec Limits
Antimony	<0.00051		0.250	0.280		mg/L		112	75 - 125
Arsenic	<0.00028		1.00	0.971		mg/L		97	75 - 125
Boron	<0.060		1.25	1.21		mg/L		97	75 - 125
Chromium	<0.0015		0.500	0.505		mg/L		101	75 - 125
Copper	<0.0011		0.500	0.504		mg/L		101	75 - 125
Lead	<0.00017		0.500	0.505		mg/L		101	75 - 125
Nickel	<0.00052		0.500	0.495		mg/L		99	75 - 125
Vanadium	0.0022		0.500	0.506		mg/L		101	75 - 125
Zinc	<0.0029		0.250	0.271		mg/L		109	75 - 125

Eurofins Savannah

QC Sample Results

Client: Southern Company
Project/Site: Plant McIntosh Landfill 4

Job ID: 680-219194-1

Method: EPA 6020B - Metals (ICP/MS) (Continued)

Lab Sample ID: 680-220434-G-6-E MSD
Matrix: Water
Analysis Batch: 415759

Client Sample ID: Matrix Spike Duplicate
Prep Type: Total Recoverable
Prep Batch: 415539

Analyte	Sample	Sample Qualifier	Spike Added	MSD	MSD	Unit	D	%Rec	%Rec	RPD	Limit
	Result			Result	Qualifier				Limits		
Antimony	<0.00051		0.250	0.281		mg/L		112	75 - 125	0	20
Arsenic	<0.00028		1.00	0.969		mg/L		97	75 - 125	0	20
Boron	<0.060		1.25	1.27		mg/L		102	75 - 125	5	20
Chromium	<0.0015		0.500	0.504		mg/L		101	75 - 125	0	20
Copper	<0.0011		0.500	0.495		mg/L		99	75 - 125	2	20
Lead	<0.00017		0.500	0.506		mg/L		101	75 - 125	0	20
Nickel	<0.00052		0.500	0.493		mg/L		99	75 - 125	0	20
Vanadium	0.0022		0.500	0.506		mg/L		101	75 - 125	0	20
Zinc	<0.0029		0.250	0.273		mg/L		109	75 - 125	1	20

Lab Sample ID: 180-142576-A-2-B MSD
Matrix: Water
Analysis Batch: 409603

Client Sample ID: Matrix Spike Duplicate
Prep Type: Dissolved
Prep Batch: 409375

Analyte	Sample	Sample Qualifier	Spike Added	MSD	MSD	Unit	D	%Rec	%Rec	RPD	Limit
	Result			Result	Qualifier				Limits		
Antimony	<0.00051		0.250	0.259		mg/L		103	75 - 125	6	20
Arsenic	0.0013		1.00	0.949		mg/L		95	75 - 125	1	20
Boron	0.075	J	1.25	1.08		mg/L		80	75 - 125	6	20
Chromium	0.0022		0.500	0.507		mg/L		101	75 - 125	1	20
Copper	0.0063		0.500	0.482		mg/L		95	75 - 125	0	20
Lead	0.00070	J	0.500	0.512		mg/L		102	75 - 125	0	20
Nickel	0.17		0.500	0.655		mg/L		97	75 - 125	1	20
Zinc	0.66		0.250	0.893		mg/L		95	75 - 125	0	20

Lab Sample ID: 180-142576-A-2-B MSD
Matrix: Water
Analysis Batch: 410047

Client Sample ID: Matrix Spike Duplicate
Prep Type: Dissolved
Prep Batch: 409375

Analyte	Sample	Sample Qualifier	Spike Added	MSD	MSD	Unit	D	%Rec	%Rec	RPD	Limit
	Result			Result	Qualifier				Limits		
Vanadium	<0.00078		0.500	0.527		mg/L		105	75 - 125	0	20

Lab Sample ID: 180-142576-B-2-D MS
Matrix: Water
Analysis Batch: 409603

Client Sample ID: Matrix Spike
Prep Type: Dissolved
Prep Batch: 409375

Analyte	Sample	Sample Qualifier	Spike Added	MS	MS	Unit	D	%Rec	%Rec	RPD	Limit
	Result			Result	Qualifier				Limits		
Antimony	<0.00051		0.250	0.274		mg/L		110	75 - 125		
Arsenic	0.0013		1.00	0.962		mg/L		96	75 - 125		
Boron	0.075	J	1.25	1.15		mg/L		86	75 - 125		
Chromium	0.0022		0.500	0.513		mg/L		102	75 - 125		
Copper	0.0063		0.500	0.481		mg/L		95	75 - 125		
Lead	0.00070	J	0.500	0.514		mg/L		103	75 - 125		
Nickel	0.17		0.500	0.652		mg/L		96	75 - 125		
Zinc	0.66		0.250	0.892		mg/L		95	75 - 125		

QC Sample Results

Client: Southern Company
Project/Site: Plant McIntosh Landfill 4

Job ID: 680-219194-1

Method: EPA 6020B - Metals (ICP/MS) (Continued)

Lab Sample ID: 180-142576-B-2-D MS
Matrix: Water
Analysis Batch: 410047

Client Sample ID: Matrix Spike
Prep Type: Dissolved
Prep Batch: 409375

Analyte	Sample Result	Sample Qualifier	Spike Added	MS Result	MS Qualifier	Unit	D	%Rec	%Rec Limits
Vanadium	<0.00078		0.500	0.529		mg/L		106	75 - 125

Method: 2540C-2011 - Total Dissolved Solids (Dried at 180 °C)

Lab Sample ID: MB 680-734357/1
Matrix: Water
Analysis Batch: 734357

Client Sample ID: Method Blank
Prep Type: Total/NA

Analyte	MB Result	MB Qualifier	RL	MDL	Unit	D	Prepared	Analyzed	Dil Fac
Total Dissolved Solids	<10		10	10	mg/L			08/05/22 11:45	1

Lab Sample ID: LCS 680-734357/2
Matrix: Water
Analysis Batch: 734357

Client Sample ID: Lab Control Sample
Prep Type: Total/NA

Analyte	Spike Added	LCS Result	LCS Qualifier	Unit	D	%Rec	%Rec Limits
Total Dissolved Solids	2440	2460		mg/L		101	80 - 120

Lab Sample ID: LCSD 680-734357/3
Matrix: Water
Analysis Batch: 734357

Client Sample ID: Lab Control Sample Dup
Prep Type: Total/NA

Analyte	Spike Added	LCSD Result	LCSD Qualifier	Unit	D	%Rec	%Rec Limits	RPD	RPD Limit
Total Dissolved Solids	2440	2450		mg/L		100	80 - 120	0	25

Lab Sample ID: 680-219089-G-1 DU
Matrix: Water
Analysis Batch: 734357

Client Sample ID: Duplicate
Prep Type: Total/NA

Analyte	Sample Result	Sample Qualifier	DU Result	DU Qualifier	Unit	D	RPD	RPD Limit
Total Dissolved Solids	660		624	F3	mg/L		6	5

Lab Sample ID: 680-219271-F-1 DU
Matrix: Water
Analysis Batch: 734357

Client Sample ID: Duplicate
Prep Type: Total/NA

Analyte	Sample Result	Sample Qualifier	DU Result	DU Qualifier	Unit	D	RPD	RPD Limit
Total Dissolved Solids	130		122	F5	mg/L		6	5

Lab Sample ID: MB 680-734678/1
Matrix: Water
Analysis Batch: 734678

Client Sample ID: Method Blank
Prep Type: Total/NA

Analyte	MB Result	MB Qualifier	RL	MDL	Unit	D	Prepared	Analyzed	Dil Fac
Total Dissolved Solids	<10		10	10	mg/L			08/08/22 09:37	1

QC Sample Results

Client: Southern Company
Project/Site: Plant McIntosh Landfill 4

Job ID: 680-219194-1

Method: 2540C-2011 - Total Dissolved Solids (Dried at 180 °C) (Continued)

Lab Sample ID: LCS 680-734678/2
Matrix: Water
Analysis Batch: 734678

Client Sample ID: Lab Control Sample
Prep Type: Total/NA

Analyte	Spike Added	LCS Result	LCS Qualifier	Unit	D	%Rec	%Rec Limits
Total Dissolved Solids	2420	2480		mg/L		102	80 - 120

Lab Sample ID: LCSD 680-734678/3
Matrix: Water
Analysis Batch: 734678

Client Sample ID: Lab Control Sample Dup
Prep Type: Total/NA

Analyte	Spike Added	LCSD Result	LCSD Qualifier	Unit	D	%Rec	%Rec Limits	RPD	RPD Limit
Total Dissolved Solids	2420	2440		mg/L		101	80 - 120	2	25

Lab Sample ID: 680-219305-C-1 DU
Matrix: Water
Analysis Batch: 734678

Client Sample ID: Duplicate
Prep Type: Total/NA

Analyte	Sample Result	Sample Qualifier	DU Result	DU Qualifier	Unit	D	RPD	RPD Limit
Total Dissolved Solids	260		266		mg/L		2	5

Lab Sample ID: 680-219323-C-7 DU
Matrix: Water
Analysis Batch: 734678

Client Sample ID: Duplicate
Prep Type: Total/NA

Analyte	Sample Result	Sample Qualifier	DU Result	DU Qualifier	Unit	D	RPD	RPD Limit
Total Dissolved Solids	400		388		mg/L		2	5

Lab Sample ID: MB 680-734912/1
Matrix: Water
Analysis Batch: 734912

Client Sample ID: Method Blank
Prep Type: Total/NA

Analyte	MB Result	MB Qualifier	RL	MDL	Unit	D	Prepared	Analyzed	Dil Fac
Total Dissolved Solids	<10		10	10	mg/L			08/09/22 10:35	1

Lab Sample ID: LCS 680-734912/2
Matrix: Water
Analysis Batch: 734912

Client Sample ID: Lab Control Sample
Prep Type: Total/NA

Analyte	Spike Added	LCS Result	LCS Qualifier	Unit	D	%Rec	%Rec Limits
Total Dissolved Solids	2420	2400		mg/L		99	80 - 120

Lab Sample ID: LCSD 680-734912/3
Matrix: Water
Analysis Batch: 734912

Client Sample ID: Lab Control Sample Dup
Prep Type: Total/NA

Analyte	Spike Added	LCSD Result	LCSD Qualifier	Unit	D	%Rec	%Rec Limits	RPD	RPD Limit
Total Dissolved Solids	2420	2400		mg/L		99	80 - 120	0	25

Lab Sample ID: 680-219323-C-1 DU
Matrix: Water
Analysis Batch: 734912

Client Sample ID: Duplicate
Prep Type: Total/NA

Analyte	Sample Result	Sample Qualifier	DU Result	DU Qualifier	Unit	D	RPD	RPD Limit
Total Dissolved Solids	470		472		mg/L		1	5

Eurofins Savannah

QC Sample Results

Client: Southern Company
Project/Site: Plant McIntosh Landfill 4

Job ID: 680-219194-1

Method: 2540C-2011 - Total Dissolved Solids (Dried at 180 °C)

Lab Sample ID: 680-219323-C-4 DU
Matrix: Water
Analysis Batch: 734912

Client Sample ID: Duplicate
Prep Type: Total/NA

Analyte	Sample Result	Sample Qualifier	DU Result	DU Qualifier	Unit	D	RPD	RPD Limit
Total Dissolved Solids	620		602		mg/L		2	5

- 1
- 2
- 3
- 4
- 5
- 6
- 7
- 8
- 9
- 10
- 11
- 12

QC Association Summary

Client: Southern Company
Project/Site: Plant McIntosh Landfill 4

Job ID: 680-219194-1

HPLC/IC

Analysis Batch: 735701

Lab Sample ID	Client Sample ID	Prep Type	Matrix	Method	Prep Batch
680-219194-1	GWA-2	Total/NA	Water	300.0-1993 R2.1	
680-219194-2	GWA-3	Total/NA	Water	300.0-1993 R2.1	
680-219194-3	GWA-13	Total/NA	Water	300.0-1993 R2.1	
680-219194-4	GWA-14	Total/NA	Water	300.0-1993 R2.1	
680-219194-5	GWA-16	Total/NA	Water	300.0-1993 R2.1	
680-219194-6	GWC-5	Total/NA	Water	300.0-1993 R2.1	
680-219194-7	GWC-15	Total/NA	Water	300.0-1993 R2.1	
680-219194-8	GWC-17	Total/NA	Water	300.0-1993 R2.1	
680-219194-9	GWC-18	Total/NA	Water	300.0-1993 R2.1	
680-219194-10	GWC-11	Total/NA	Water	300.0-1993 R2.1	
680-219194-11	FD-03	Total/NA	Water	300.0-1993 R2.1	
MB 680-735701/11	Method Blank	Total/NA	Water	300.0-1993 R2.1	
LCS 680-735701/12	Lab Control Sample	Total/NA	Water	300.0-1993 R2.1	
LCSD 680-735701/13	Lab Control Sample Dup	Total/NA	Water	300.0-1993 R2.1	
680-219187-F-1 MS	Matrix Spike	Total/NA	Water	300.0-1993 R2.1	
680-219187-F-1 MSD	Matrix Spike Duplicate	Total/NA	Water	300.0-1993 R2.1	
680-219194-2 MS	GWA-3	Total/NA	Water	300.0-1993 R2.1	
680-219194-2 MSD	GWA-3	Total/NA	Water	300.0-1993 R2.1	

Analysis Batch: 736072

Lab Sample ID	Client Sample ID	Prep Type	Matrix	Method	Prep Batch
680-219194-12	FB-05	Total/NA	Water	300.0-1993 R2.1	
680-219194-13	EB-07	Total/NA	Water	300.0-1993 R2.1	
MB 680-736072/2	Method Blank	Total/NA	Water	300.0-1993 R2.1	
LCS 680-736072/3	Lab Control Sample	Total/NA	Water	300.0-1993 R2.1	
LCSD 680-736072/4	Lab Control Sample Dup	Total/NA	Water	300.0-1993 R2.1	
160-46291-D-1 MS	Matrix Spike	Total/NA	Water	300.0-1993 R2.1	
160-46291-D-1 MSD	Matrix Spike Duplicate	Total/NA	Water	300.0-1993 R2.1	

Analysis Batch: 736293

Lab Sample ID	Client Sample ID	Prep Type	Matrix	Method	Prep Batch
680-219328-1	GWC-1	Total/NA	Water	300.0-1993 R2.1	
680-219328-2	GWC-4A	Total/NA	Water	300.0-1993 R2.1	
MB 680-736293/2	Method Blank	Total/NA	Water	300.0-1993 R2.1	
LCS 680-736293/3	Lab Control Sample	Total/NA	Water	300.0-1993 R2.1	
LCSD 680-736293/4	Lab Control Sample Dup	Total/NA	Water	300.0-1993 R2.1	
660-122486-S-2 MS	Matrix Spike	Total/NA	Water	300.0-1993 R2.1	
660-122486-S-2 MSD	Matrix Spike Duplicate	Total/NA	Water	300.0-1993 R2.1	

Analysis Batch: 736367

Lab Sample ID	Client Sample ID	Prep Type	Matrix	Method	Prep Batch
680-219328-3	GWC-9	Total/NA	Water	300.0-1993 R2.1	
680-219328-4	GWC-10	Total/NA	Water	300.0-1993 R2.1	
680-219328-5	GWC-12	Total/NA	Water	300.0-1993 R2.1	
680-219328-6	GWC-19	Total/NA	Water	300.0-1993 R2.1	
680-219328-7	GWC-20	Total/NA	Water	300.0-1993 R2.1	
680-219328-8	GWC-21	Total/NA	Water	300.0-1993 R2.1	
680-219328-9	GWC-23	Total/NA	Water	300.0-1993 R2.1	
680-219328-10	FD-04	Total/NA	Water	300.0-1993 R2.1	
680-219328-11	FB-06	Total/NA	Water	300.0-1993 R2.1	
680-219328-12	EB-08	Total/NA	Water	300.0-1993 R2.1	

Eurofins Savannah

QC Association Summary

Client: Southern Company
Project/Site: Plant McIntosh Landfill 4

Job ID: 680-219194-1

HPLC/IC (Continued)

Analysis Batch: 736367 (Continued)

Lab Sample ID	Client Sample ID	Prep Type	Matrix	Method	Prep Batch
MB 680-736367/33	Method Blank	Total/NA	Water	300.0-1993 R2.1	
LCS 680-736367/34	Lab Control Sample	Total/NA	Water	300.0-1993 R2.1	
LCSD 680-736367/35	Lab Control Sample Dup	Total/NA	Water	300.0-1993 R2.1	
680-219328-3 MS	GWC-9	Total/NA	Water	300.0-1993 R2.1	
680-219328-3 MSD	GWC-9	Total/NA	Water	300.0-1993 R2.1	

Metals

Prep Batch: 409263

Lab Sample ID	Client Sample ID	Prep Type	Matrix	Method	Prep Batch
680-219194-1	GWA-2	Total Recoverable	Water	3005A	
680-219194-2	GWA-3	Total Recoverable	Water	3005A	
680-219194-3	GWA-13	Total Recoverable	Water	3005A	
680-219194-4	GWA-14	Total Recoverable	Water	3005A	
680-219194-5	GWA-16	Total Recoverable	Water	3005A	
680-219194-6	GWC-5	Total Recoverable	Water	3005A	
680-219194-7	GWC-15	Total Recoverable	Water	3005A	
680-219194-8	GWC-17	Total Recoverable	Water	3005A	
680-219194-9	GWC-18	Total Recoverable	Water	3005A	
680-219194-10	GWC-11	Total Recoverable	Water	3005A	
680-219194-11	FD-03	Total Recoverable	Water	3005A	
680-219194-12	FB-05	Total Recoverable	Water	3005A	
680-219194-13	EB-07	Total Recoverable	Water	3005A	
MB 180-409263/1-A	Method Blank	Total Recoverable	Water	3005A	
LCS 180-409263/2-A	Lab Control Sample	Total Recoverable	Water	3005A	
180-142930-B-1-G MS	Matrix Spike	Total Recoverable	Water	3005A	
180-142930-B-1-H MSD	Matrix Spike Duplicate	Total Recoverable	Water	3005A	

Prep Batch: 409372

Lab Sample ID	Client Sample ID	Prep Type	Matrix	Method	Prep Batch
680-219328-1	GWC-1	Total Recoverable	Water	3005A	
680-219328-2	GWC-4A	Total Recoverable	Water	3005A	
680-219328-3	GWC-9	Total Recoverable	Water	3005A	
680-219328-4	GWC-10	Total Recoverable	Water	3005A	
680-219328-5	GWC-12	Total Recoverable	Water	3005A	
680-219328-6	GWC-19	Total Recoverable	Water	3005A	
680-219328-7	GWC-20	Total Recoverable	Water	3005A	
680-219328-8	GWC-21	Total Recoverable	Water	3005A	
MB 180-409372/1-A	Method Blank	Total Recoverable	Water	3005A	
LCS 180-409372/2-A	Lab Control Sample	Total Recoverable	Water	3005A	
180-142545-J-1-B MS	Matrix Spike	Total Recoverable	Water	3005A	
180-142545-J-1-C MSD	Matrix Spike Duplicate	Total Recoverable	Water	3005A	

Prep Batch: 409375

Lab Sample ID	Client Sample ID	Prep Type	Matrix	Method	Prep Batch
680-219328-9	GWC-23	Total Recoverable	Water	3005A	
680-219328-10	FD-04	Total Recoverable	Water	3005A	
680-219328-11	FB-06	Total Recoverable	Water	3005A	
680-219328-12	EB-08	Total Recoverable	Water	3005A	
MB 180-409375/1-A	Method Blank	Total Recoverable	Water	3005A	
LCS 180-409375/2-A	Lab Control Sample	Total Recoverable	Water	3005A	

Eurofins Savannah

QC Association Summary

Client: Southern Company
Project/Site: Plant McIntosh Landfill 4

Job ID: 680-219194-1

Metals (Continued)

Prep Batch: 409375 (Continued)

Lab Sample ID	Client Sample ID	Prep Type	Matrix	Method	Prep Batch
180-142576-A-2-B MSD	Matrix Spike Duplicate	Dissolved	Water	3005A	
180-142576-B-2-D MS	Matrix Spike	Dissolved	Water	3005A	

Analysis Batch: 409603

Lab Sample ID	Client Sample ID	Prep Type	Matrix	Method	Prep Batch
680-219328-1	GWC-1	Total Recoverable	Water	EPA 6020B	409372
680-219328-2	GWC-4A	Total Recoverable	Water	EPA 6020B	409372
680-219328-3	GWC-9	Total Recoverable	Water	EPA 6020B	409372
680-219328-4	GWC-10	Total Recoverable	Water	EPA 6020B	409372
680-219328-5	GWC-12	Total Recoverable	Water	EPA 6020B	409372
680-219328-6	GWC-19	Total Recoverable	Water	EPA 6020B	409372
680-219328-7	GWC-20	Total Recoverable	Water	EPA 6020B	409372
680-219328-8	GWC-21	Total Recoverable	Water	EPA 6020B	409372
680-219328-9	GWC-23	Total Recoverable	Water	EPA 6020B	409375
680-219328-10	FD-04	Total Recoverable	Water	EPA 6020B	409375
680-219328-11	FB-06	Total Recoverable	Water	EPA 6020B	409375
680-219328-12	EB-08	Total Recoverable	Water	EPA 6020B	409375
MB 180-409372/1-A	Method Blank	Total Recoverable	Water	EPA 6020B	409372
MB 180-409375/1-A	Method Blank	Total Recoverable	Water	EPA 6020B	409375
LCS 180-409372/2-A	Lab Control Sample	Total Recoverable	Water	EPA 6020B	409372
LCS 180-409375/2-A	Lab Control Sample	Total Recoverable	Water	EPA 6020B	409375
180-142545-J-1-B MS	Matrix Spike	Total Recoverable	Water	EPA 6020B	409372
180-142545-J-1-C MSD	Matrix Spike Duplicate	Total Recoverable	Water	EPA 6020B	409372
180-142576-A-2-B MSD	Matrix Spike Duplicate	Dissolved	Water	EPA 6020B	409375
180-142576-B-2-D MS	Matrix Spike	Dissolved	Water	EPA 6020B	409375

Analysis Batch: 409654

Lab Sample ID	Client Sample ID	Prep Type	Matrix	Method	Prep Batch
680-219194-1	GWA-2	Total Recoverable	Water	EPA 6020B	409263
680-219194-2	GWA-3	Total Recoverable	Water	EPA 6020B	409263
680-219194-3	GWA-13	Total Recoverable	Water	EPA 6020B	409263
680-219194-4	GWA-14	Total Recoverable	Water	EPA 6020B	409263
680-219194-5	GWA-16	Total Recoverable	Water	EPA 6020B	409263
680-219194-6	GWC-5	Total Recoverable	Water	EPA 6020B	409263
680-219194-7	GWC-15	Total Recoverable	Water	EPA 6020B	409263
680-219194-8	GWC-17	Total Recoverable	Water	EPA 6020B	409263
680-219194-9	GWC-18	Total Recoverable	Water	EPA 6020B	409263
680-219194-10	GWC-11	Total Recoverable	Water	EPA 6020B	409263
680-219194-11	FD-03	Total Recoverable	Water	EPA 6020B	409263
680-219194-12	FB-05	Total Recoverable	Water	EPA 6020B	409263
680-219194-13	EB-07	Total Recoverable	Water	EPA 6020B	409263
MB 180-409263/1-A	Method Blank	Total Recoverable	Water	EPA 6020B	409263
LCS 180-409263/2-A	Lab Control Sample	Total Recoverable	Water	EPA 6020B	409263
180-142930-B-1-G MS	Matrix Spike	Total Recoverable	Water	EPA 6020B	409263
180-142930-B-1-H MSD	Matrix Spike Duplicate	Total Recoverable	Water	EPA 6020B	409263

Analysis Batch: 410047

Lab Sample ID	Client Sample ID	Prep Type	Matrix	Method	Prep Batch
680-219328-3	GWC-9	Total Recoverable	Water	EPA 6020B	409372
680-219328-4	GWC-10	Total Recoverable	Water	EPA 6020B	409372
680-219328-5	GWC-12	Total Recoverable	Water	EPA 6020B	409372

Eurofins Savannah

QC Association Summary

Client: Southern Company
Project/Site: Plant McIntosh Landfill 4

Job ID: 680-219194-1

Metals (Continued)

Analysis Batch: 410047 (Continued)

Lab Sample ID	Client Sample ID	Prep Type	Matrix	Method	Prep Batch
680-219328-6	GWC-19	Total Recoverable	Water	EPA 6020B	409372
680-219328-7	GWC-20	Total Recoverable	Water	EPA 6020B	409372
680-219328-8	GWC-21	Total Recoverable	Water	EPA 6020B	409372
680-219328-9	GWC-23	Total Recoverable	Water	EPA 6020B	409375
680-219328-10	FD-04	Total Recoverable	Water	EPA 6020B	409375
680-219328-11	FB-06	Total Recoverable	Water	EPA 6020B	409375
680-219328-12	EB-08	Total Recoverable	Water	EPA 6020B	409375
MB 180-409372/1-A	Method Blank	Total Recoverable	Water	EPA 6020B	409372
MB 180-409375/1-A	Method Blank	Total Recoverable	Water	EPA 6020B	409375
LCS 180-409372/2-A	Lab Control Sample	Total Recoverable	Water	EPA 6020B	409372
LCS 180-409375/2-A	Lab Control Sample	Total Recoverable	Water	EPA 6020B	409375
180-142576-A-2-B MSD	Matrix Spike Duplicate	Dissolved	Water	EPA 6020B	409375
180-142576-B-2-D MS	Matrix Spike	Dissolved	Water	EPA 6020B	409375

Analysis Batch: 410429

Lab Sample ID	Client Sample ID	Prep Type	Matrix	Method	Prep Batch
680-219328-1	GWC-1	Total Recoverable	Water	EPA 6020B	409372
680-219328-2	GWC-4A	Total Recoverable	Water	EPA 6020B	409372

Prep Batch: 415539

Lab Sample ID	Client Sample ID	Prep Type	Matrix	Method	Prep Batch
680-219194-2	GWA-3	Total Recoverable	Water	3005A	
MB 180-415539/1-A	Method Blank	Total Recoverable	Water	3005A	
LCS 180-415539/2-A	Lab Control Sample	Total Recoverable	Water	3005A	
680-220434-G-6-D MS	Matrix Spike	Total Recoverable	Water	3005A	
680-220434-G-6-E MSD	Matrix Spike Duplicate	Total Recoverable	Water	3005A	

Analysis Batch: 415759

Lab Sample ID	Client Sample ID	Prep Type	Matrix	Method	Prep Batch
680-219194-2	GWA-3	Total Recoverable	Water	EPA 6020B	415539
MB 180-415539/1-A	Method Blank	Total Recoverable	Water	EPA 6020B	415539
LCS 180-415539/2-A	Lab Control Sample	Total Recoverable	Water	EPA 6020B	415539
680-220434-G-6-D MS	Matrix Spike	Total Recoverable	Water	EPA 6020B	415539
680-220434-G-6-E MSD	Matrix Spike Duplicate	Total Recoverable	Water	EPA 6020B	415539

Prep Batch: 734013

Lab Sample ID	Client Sample ID	Prep Type	Matrix	Method	Prep Batch
680-219194-1	GWA-2	Total Recoverable	Water	3005A	
680-219194-2	GWA-3	Total Recoverable	Water	3005A	
680-219194-3	GWA-13	Total Recoverable	Water	3005A	
680-219194-4	GWA-14	Total Recoverable	Water	3005A	
680-219194-5	GWA-16	Total Recoverable	Water	3005A	
680-219194-6	GWC-5	Total Recoverable	Water	3005A	
680-219194-7	GWC-15	Total Recoverable	Water	3005A	
680-219194-8	GWC-17	Total Recoverable	Water	3005A	
680-219194-9	GWC-18	Total Recoverable	Water	3005A	
680-219194-10	GWC-11	Total Recoverable	Water	3005A	
680-219194-11	FD-03	Total Recoverable	Water	3005A	
680-219194-12	FB-05	Total Recoverable	Water	3005A	
680-219194-13	EB-07	Total Recoverable	Water	3005A	

Eurofins Savannah

QC Association Summary

Client: Southern Company
Project/Site: Plant McIntosh Landfill 4

Job ID: 680-219194-1

Metals

Analysis Batch: 734238

Lab Sample ID	Client Sample ID	Prep Type	Matrix	Method	Prep Batch
680-219194-1	GWA-2	Total Recoverable	Water	6020B	734013
680-219194-2	GWA-3	Total Recoverable	Water	6020B	734013
680-219194-3	GWA-13	Total Recoverable	Water	6020B	734013
680-219194-4	GWA-14	Total Recoverable	Water	6020B	734013
680-219194-5	GWA-16	Total Recoverable	Water	6020B	734013
680-219194-6	GWC-5	Total Recoverable	Water	6020B	734013
680-219194-7	GWC-15	Total Recoverable	Water	6020B	734013
680-219194-8	GWC-17	Total Recoverable	Water	6020B	734013
680-219194-9	GWC-18	Total Recoverable	Water	6020B	734013
680-219194-10	GWC-11	Total Recoverable	Water	6020B	734013
680-219194-11	FD-03	Total Recoverable	Water	6020B	734013
680-219194-12	FB-05	Total Recoverable	Water	6020B	734013
680-219194-13	EB-07	Total Recoverable	Water	6020B	734013

Prep Batch: 735776

Lab Sample ID	Client Sample ID	Prep Type	Matrix	Method	Prep Batch
680-219328-1	GWC-1	Total Recoverable	Water	3005A	
680-219328-2	GWC-4A	Total Recoverable	Water	3005A	
680-219328-3	GWC-9	Total Recoverable	Water	3005A	
680-219328-4	GWC-10	Total Recoverable	Water	3005A	
680-219328-6	GWC-19	Total Recoverable	Water	3005A	
680-219328-7	GWC-20	Total Recoverable	Water	3005A	
680-219328-9	GWC-23	Total Recoverable	Water	3005A	
680-219328-11	FB-06	Total Recoverable	Water	3005A	
MB 680-735776/1-A	Method Blank	Total Recoverable	Water	3005A	
LCS 680-735776/2-A	Lab Control Sample	Total Recoverable	Water	3005A	
680-219642-A-24-E MS	Matrix Spike	Total Recoverable	Water	3005A	
680-219642-A-24-F MSD	Matrix Spike Duplicate	Total Recoverable	Water	3005A	

Prep Batch: 735782

Lab Sample ID	Client Sample ID	Prep Type	Matrix	Method	Prep Batch
680-219328-5	GWC-12	Total Recoverable	Water	3005A	
680-219328-8	GWC-21	Total Recoverable	Water	3005A	
680-219328-10	FD-04	Total Recoverable	Water	3005A	
680-219328-12	EB-08	Total Recoverable	Water	3005A	
MB 680-735782/1-A	Method Blank	Total Recoverable	Water	3005A	
LCS 680-735782/2-A	Lab Control Sample	Total Recoverable	Water	3005A	
LCSD 680-735782/3-A	Lab Control Sample Dup	Total Recoverable	Water	3005A	

Analysis Batch: 736217

Lab Sample ID	Client Sample ID	Prep Type	Matrix	Method	Prep Batch
680-219328-5	GWC-12	Total Recoverable	Water	6020B	735782
680-219328-8	GWC-21	Total Recoverable	Water	6020B	735782
680-219328-10	FD-04	Total Recoverable	Water	6020B	735782
680-219328-12	EB-08	Total Recoverable	Water	6020B	735782
MB 680-735782/1-A	Method Blank	Total Recoverable	Water	6020B	735782
LCS 680-735782/2-A	Lab Control Sample	Total Recoverable	Water	6020B	735782
LCSD 680-735782/3-A	Lab Control Sample Dup	Total Recoverable	Water	6020B	735782

Eurofins Savannah

QC Association Summary

Client: Southern Company
Project/Site: Plant McIntosh Landfill 4

Job ID: 680-219194-1

Metals

Analysis Batch: 736267

Lab Sample ID	Client Sample ID	Prep Type	Matrix	Method	Prep Batch
680-219328-1	GWC-1	Total Recoverable	Water	6020B	735776
680-219328-2	GWC-4A	Total Recoverable	Water	6020B	735776
680-219328-3	GWC-9	Total Recoverable	Water	6020B	735776
680-219328-4	GWC-10	Total Recoverable	Water	6020B	735776
680-219328-6	GWC-19	Total Recoverable	Water	6020B	735776
680-219328-7	GWC-20	Total Recoverable	Water	6020B	735776
680-219328-9	GWC-23	Total Recoverable	Water	6020B	735776
680-219328-11	FB-06	Total Recoverable	Water	6020B	735776
MB 680-735776/1-A	Method Blank	Total Recoverable	Water	6020B	735776
LCS 680-735776/2-A	Lab Control Sample	Total Recoverable	Water	6020B	735776
680-219642-A-24-E MS	Matrix Spike	Total Recoverable	Water	6020B	735776
680-219642-A-24-F MSD	Matrix Spike Duplicate	Total Recoverable	Water	6020B	735776

General Chemistry

Analysis Batch: 734357

Lab Sample ID	Client Sample ID	Prep Type	Matrix	Method	Prep Batch
680-219194-1	GWA-2	Total/NA	Water	2540C-2011	
680-219194-2	GWA-3	Total/NA	Water	2540C-2011	
680-219194-3	GWA-13	Total/NA	Water	2540C-2011	
680-219194-4	GWA-14	Total/NA	Water	2540C-2011	
680-219194-5	GWA-16	Total/NA	Water	2540C-2011	
680-219194-6	GWC-5	Total/NA	Water	2540C-2011	
680-219194-7	GWC-15	Total/NA	Water	2540C-2011	
680-219194-8	GWC-17	Total/NA	Water	2540C-2011	
680-219194-9	GWC-18	Total/NA	Water	2540C-2011	
680-219194-10	GWC-11	Total/NA	Water	2540C-2011	
680-219194-11	FD-03	Total/NA	Water	2540C-2011	
680-219194-12	FB-05	Total/NA	Water	2540C-2011	
680-219194-13	EB-07	Total/NA	Water	2540C-2011	
MB 680-734357/1	Method Blank	Total/NA	Water	2540C-2011	
LCS 680-734357/2	Lab Control Sample	Total/NA	Water	2540C-2011	
LCSD 680-734357/3	Lab Control Sample Dup	Total/NA	Water	2540C-2011	
680-219089-G-1 DU	Duplicate	Total/NA	Water	2540C-2011	
680-219271-F-1 DU	Duplicate	Total/NA	Water	2540C-2011	

Analysis Batch: 734678

Lab Sample ID	Client Sample ID	Prep Type	Matrix	Method	Prep Batch
680-219328-1	GWC-1	Total/NA	Water	2540C-2011	
680-219328-2	GWC-4A	Total/NA	Water	2540C-2011	
680-219328-3	GWC-9	Total/NA	Water	2540C-2011	
680-219328-4	GWC-10	Total/NA	Water	2540C-2011	
680-219328-5	GWC-12	Total/NA	Water	2540C-2011	
680-219328-6	GWC-19	Total/NA	Water	2540C-2011	
680-219328-7	GWC-20	Total/NA	Water	2540C-2011	
680-219328-10	FD-04	Total/NA	Water	2540C-2011	
680-219328-11	FB-06	Total/NA	Water	2540C-2011	
MB 680-734678/1	Method Blank	Total/NA	Water	2540C-2011	
LCS 680-734678/2	Lab Control Sample	Total/NA	Water	2540C-2011	
LCSD 680-734678/3	Lab Control Sample Dup	Total/NA	Water	2540C-2011	
680-219305-C-1 DU	Duplicate	Total/NA	Water	2540C-2011	

Eurofins Savannah

QC Association Summary

Client: Southern Company
Project/Site: Plant McIntosh Landfill 4

Job ID: 680-219194-1

General Chemistry (Continued)

Analysis Batch: 734678 (Continued)

Lab Sample ID	Client Sample ID	Prep Type	Matrix	Method	Prep Batch
680-219323-C-7 DU	Duplicate	Total/NA	Water	2540C-2011	

Analysis Batch: 734912

Lab Sample ID	Client Sample ID	Prep Type	Matrix	Method	Prep Batch
680-219328-8	GWC-21	Total/NA	Water	2540C-2011	
680-219328-9	GWC-23	Total/NA	Water	2540C-2011	
680-219328-12	EB-08	Total/NA	Water	2540C-2011	
MB 680-734912/1	Method Blank	Total/NA	Water	2540C-2011	
LCS 680-734912/2	Lab Control Sample	Total/NA	Water	2540C-2011	
LCS 680-734912/3	Lab Control Sample Dup	Total/NA	Water	2540C-2011	
680-219323-C-1 DU	Duplicate	Total/NA	Water	2540C-2011	
680-219323-C-4 DU	Duplicate	Total/NA	Water	2540C-2011	

Field Service / Mobile Lab

Analysis Batch: 734010

Lab Sample ID	Client Sample ID	Prep Type	Matrix	Method	Prep Batch
680-219194-1	GWA-2	Total/NA	Water	Field Sampling	
680-219194-2	GWA-3	Total/NA	Water	Field Sampling	
680-219194-3	GWA-13	Total/NA	Water	Field Sampling	
680-219194-4	GWA-14	Total/NA	Water	Field Sampling	
680-219194-5	GWA-16	Total/NA	Water	Field Sampling	
680-219194-6	GWC-5	Total/NA	Water	Field Sampling	
680-219194-7	GWC-15	Total/NA	Water	Field Sampling	
680-219194-8	GWC-17	Total/NA	Water	Field Sampling	
680-219194-9	GWC-18	Total/NA	Water	Field Sampling	
680-219194-10	GWC-11	Total/NA	Water	Field Sampling	

Analysis Batch: 734816

Lab Sample ID	Client Sample ID	Prep Type	Matrix	Method	Prep Batch
680-219328-1	GWC-1	Total/NA	Water	Field Sampling	
680-219328-2	GWC-4A	Total/NA	Water	Field Sampling	
680-219328-3	GWC-9	Total/NA	Water	Field Sampling	
680-219328-4	GWC-10	Total/NA	Water	Field Sampling	
680-219328-5	GWC-12	Total/NA	Water	Field Sampling	
680-219328-6	GWC-19	Total/NA	Water	Field Sampling	
680-219328-7	GWC-20	Total/NA	Water	Field Sampling	
680-219328-8	GWC-21	Total/NA	Water	Field Sampling	
680-219328-9	GWC-23	Total/NA	Water	Field Sampling	

Lab Chronicle

Client: Southern Company
Project/Site: Plant McIntosh Landfill 4

Job ID: 680-219194-1

Client Sample ID: GWA-2

Date Collected: 08/02/22 10:24

Date Received: 08/03/22 11:05

Lab Sample ID: 680-219194-1

Matrix: Water

Prep Type	Batch Type	Batch Method	Run	Dil Factor	Initial Amount	Final Amount	Batch Number	Prepared or Analyzed	Analyst	Lab
Total/NA	Analysis	300.0-1993 R2.1 Instrument ID: CICK		1	5 mL	5 mL	735701	08/13/22 17:51	UI	EET SAV
Total Recoverable	Prep	3005A			50 mL	250 mL	734013	08/04/22 05:44	RR	EET SAV
Total Recoverable	Analysis	6020B Instrument ID: ICPMSD		1			734238	08/04/22 21:55	BWR	EET SAV
Total Recoverable	Prep	3005A			25 mL	25 mL	409263	08/18/22 16:44	DLL	EET PIT
Total Recoverable	Analysis	EPA 6020B Instrument ID: NEMO		1			409654	08/20/22 08:03	RSK	EET PIT
Total/NA	Analysis	2540C-2011 Instrument ID: NOEQUIP		1	200 mL	200 mL	734357	08/05/22 11:45	AS	EET SAV
Total/NA	Analysis	Field Sampling Instrument ID: NOEQUIP		1			734010	08/02/22 10:24	T1C	EET SAV

Client Sample ID: GWA-3

Date Collected: 08/02/22 10:53

Date Received: 08/03/22 11:05

Lab Sample ID: 680-219194-2

Matrix: Water

Prep Type	Batch Type	Batch Method	Run	Dil Factor	Initial Amount	Final Amount	Batch Number	Prepared or Analyzed	Analyst	Lab
Total/NA	Analysis	300.0-1993 R2.1 Instrument ID: CICK		1	5 mL	5 mL	735701	08/13/22 18:54	UI	EET SAV
Total Recoverable	Prep	3005A			50 mL	250 mL	734013	08/04/22 05:44	RR	EET SAV
Total Recoverable	Analysis	6020B Instrument ID: ICPMSD		1			734238	08/04/22 21:58	BWR	EET SAV
Total Recoverable	Prep	3005A			25 mL	25 mL	415539	10/19/22 12:05	HCY	EET PIT
Total Recoverable	Analysis	EPA 6020B Instrument ID: A		1			415759	10/20/22 15:18	RSK	EET PIT
Total Recoverable	Prep	3005A			25 mL	25 mL	409263	08/18/22 16:44	DLL	EET PIT
Total Recoverable	Analysis	EPA 6020B Instrument ID: NEMO		1			409654	08/20/22 08:06	RSK	EET PIT
Total/NA	Analysis	2540C-2011 Instrument ID: NOEQUIP		1	200 mL	200 mL	734357	08/05/22 11:45	AS	EET SAV
Total/NA	Analysis	Field Sampling Instrument ID: NOEQUIP		1			734010	08/02/22 10:53	T1C	EET SAV

Client Sample ID: GWA-13

Date Collected: 08/02/22 12:10

Date Received: 08/03/22 11:05

Lab Sample ID: 680-219194-3

Matrix: Water

Prep Type	Batch Type	Batch Method	Run	Dil Factor	Initial Amount	Final Amount	Batch Number	Prepared or Analyzed	Analyst	Lab
Total/NA	Analysis	300.0-1993 R2.1 Instrument ID: CICK		1	5 mL	5 mL	735701	08/13/22 19:32	UI	EET SAV
Total Recoverable	Prep	3005A			50 mL	250 mL	734013	08/04/22 05:44	RR	EET SAV
Total Recoverable	Analysis	6020B Instrument ID: ICPMSD		1			734238	08/04/22 22:00	BWR	EET SAV

Eurofins Savannah

Lab Chronicle

Client: Southern Company
Project/Site: Plant McIntosh Landfill 4

Job ID: 680-219194-1

Client Sample ID: GWA-13

Date Collected: 08/02/22 12:10

Date Received: 08/03/22 11:05

Lab Sample ID: 680-219194-3

Matrix: Water

Prep Type	Batch Type	Batch Method	Run	Dil Factor	Initial Amount	Final Amount	Batch Number	Prepared or Analyzed	Analyst	Lab
Total Recoverable	Prep	3005A			25 mL	25 mL	409263	08/18/22 16:44	DLL	EET PIT
Total Recoverable	Analysis	EPA 6020B		1			409654	08/20/22 08:13	RSK	EET PIT
Instrument ID: NEMO										
Total/NA	Analysis	2540C-2011		1	200 mL	200 mL	734357	08/05/22 11:45	AS	EET SAV
Instrument ID: NOEQUIP										
Total/NA	Analysis	Field Sampling		1			734010	08/02/22 12:10	T1C	EET SAV
Instrument ID: NOEQUIP										

Client Sample ID: GWA-14

Date Collected: 08/02/22 11:30

Date Received: 08/03/22 11:05

Lab Sample ID: 680-219194-4

Matrix: Water

Prep Type	Batch Type	Batch Method	Run	Dil Factor	Initial Amount	Final Amount	Batch Number	Prepared or Analyzed	Analyst	Lab
Total/NA	Analysis	300.0-1993 R2.1		1	5 mL	5 mL	735701	08/13/22 19:45	UI	EET SAV
Instrument ID: CICK										
Total Recoverable	Prep	3005A			50 mL	250 mL	734013	08/04/22 05:44	RR	EET SAV
Total Recoverable	Analysis	6020B		1			734238	08/04/22 22:03	BWR	EET SAV
Instrument ID: ICPMSD										
Total Recoverable	Prep	3005A			25 mL	25 mL	409263	08/18/22 16:44	DLL	EET PIT
Total Recoverable	Analysis	EPA 6020B		1			409654	08/20/22 08:16	RSK	EET PIT
Instrument ID: NEMO										
Total/NA	Analysis	2540C-2011		1	200 mL	200 mL	734357	08/05/22 11:45	AS	EET SAV
Instrument ID: NOEQUIP										
Total/NA	Analysis	Field Sampling		1			734010	08/02/22 11:30	T1C	EET SAV
Instrument ID: NOEQUIP										

Client Sample ID: GWA-16

Date Collected: 08/02/22 13:18

Date Received: 08/03/22 11:05

Lab Sample ID: 680-219194-5

Matrix: Water

Prep Type	Batch Type	Batch Method	Run	Dil Factor	Initial Amount	Final Amount	Batch Number	Prepared or Analyzed	Analyst	Lab
Total/NA	Analysis	300.0-1993 R2.1		1	5 mL	5 mL	735701	08/13/22 19:58	UI	EET SAV
Instrument ID: CICK										
Total Recoverable	Prep	3005A			50 mL	250 mL	734013	08/04/22 05:44	RR	EET SAV
Total Recoverable	Analysis	6020B		1			734238	08/04/22 22:11	BWR	EET SAV
Instrument ID: ICPMSD										
Total Recoverable	Prep	3005A			25 mL	25 mL	409263	08/18/22 16:44	DLL	EET PIT
Total Recoverable	Analysis	EPA 6020B		1			409654	08/20/22 08:19	RSK	EET PIT
Instrument ID: NEMO										
Total/NA	Analysis	2540C-2011		1	200 mL	200 mL	734357	08/05/22 11:45	AS	EET SAV
Instrument ID: NOEQUIP										
Total/NA	Analysis	Field Sampling		1			734010	08/02/22 13:18	T1C	EET SAV
Instrument ID: NOEQUIP										

Eurofins Savannah

Lab Chronicle

Client: Southern Company
Project/Site: Plant McIntosh Landfill 4

Job ID: 680-219194-1

Client Sample ID: GWC-5
Date Collected: 08/02/22 16:07
Date Received: 08/03/22 11:05

Lab Sample ID: 680-219194-6
Matrix: Water

Prep Type	Batch Type	Batch Method	Run	Dil Factor	Initial Amount	Final Amount	Batch Number	Prepared or Analyzed	Analyst	Lab
Total/NA	Analysis	300.0-1993 R2.1 Instrument ID: CICK		1	5 mL	5 mL	735701	08/13/22 20:10	UI	EET SAV
Total Recoverable	Prep	3005A			50 mL	250 mL	734013	08/04/22 05:44	RR	EET SAV
Total Recoverable	Analysis	6020B Instrument ID: ICPMSD		1			734238	08/04/22 22:13	BWR	EET SAV
Total Recoverable	Prep	3005A			25 mL	25 mL	409263	08/18/22 16:44	DLL	EET PIT
Total Recoverable	Analysis	EPA 6020B Instrument ID: NEMO		1			409654	08/20/22 08:21	RSK	EET PIT
Total/NA	Analysis	2540C-2011 Instrument ID: NOEQUIP		1	200 mL	200 mL	734357	08/05/22 11:45	AS	EET SAV
Total/NA	Analysis	Field Sampling Instrument ID: NOEQUIP		1			734010	08/02/22 16:07	T1C	EET SAV

Client Sample ID: GWC-15
Date Collected: 08/02/22 16:52
Date Received: 08/03/22 11:05

Lab Sample ID: 680-219194-7
Matrix: Water

Prep Type	Batch Type	Batch Method	Run	Dil Factor	Initial Amount	Final Amount	Batch Number	Prepared or Analyzed	Analyst	Lab
Total/NA	Analysis	300.0-1993 R2.1 Instrument ID: CICK		1	5 mL	5 mL	735701	08/13/22 20:23	UI	EET SAV
Total Recoverable	Prep	3005A			50 mL	250 mL	734013	08/04/22 05:44	RR	EET SAV
Total Recoverable	Analysis	6020B Instrument ID: ICPMSD		1			734238	08/04/22 22:16	BWR	EET SAV
Total Recoverable	Prep	3005A			25 mL	25 mL	409263	08/18/22 16:44	DLL	EET PIT
Total Recoverable	Analysis	EPA 6020B Instrument ID: NEMO		1			409654	08/20/22 08:24	RSK	EET PIT
Total/NA	Analysis	2540C-2011 Instrument ID: NOEQUIP		1	200 mL	200 mL	734357	08/05/22 11:45	AS	EET SAV
Total/NA	Analysis	Field Sampling Instrument ID: NOEQUIP		1			734010	08/02/22 16:52	T1C	EET SAV

Client Sample ID: GWC-17
Date Collected: 08/02/22 14:37
Date Received: 08/03/22 11:05

Lab Sample ID: 680-219194-8
Matrix: Water

Prep Type	Batch Type	Batch Method	Run	Dil Factor	Initial Amount	Final Amount	Batch Number	Prepared or Analyzed	Analyst	Lab
Total/NA	Analysis	300.0-1993 R2.1 Instrument ID: CICK		1	5 mL	5 mL	735701	08/13/22 20:36	UI	EET SAV
Total Recoverable	Prep	3005A			50 mL	250 mL	734013	08/04/22 05:44	RR	EET SAV
Total Recoverable	Analysis	6020B Instrument ID: ICPMSD		1			734238	08/04/22 22:18	BWR	EET SAV
Total Recoverable	Prep	3005A			25 mL	25 mL	409263	08/18/22 16:44	DLL	EET PIT
Total Recoverable	Analysis	EPA 6020B Instrument ID: NEMO		1			409654	08/20/22 08:27	RSK	EET PIT

Eurofins Savannah

Lab Chronicle

Client: Southern Company
 Project/Site: Plant McIntosh Landfill 4

Job ID: 680-219194-1

Client Sample ID: GWC-17

Lab Sample ID: 680-219194-8

Date Collected: 08/02/22 14:37

Matrix: Water

Date Received: 08/03/22 11:05

Prep Type	Batch Type	Batch Method	Run	Dil Factor	Initial Amount	Final Amount	Batch Number	Prepared or Analyzed	Analyst	Lab
Total/NA	Analysis	2540C-2011		1	200 mL	200 mL	734357	08/05/22 11:45	AS	EET SAV
Total/NA	Analysis	Field Sampling		1			734010	08/02/22 14:37	T1C	EET SAV
Instrument ID: NOEQUIP										

Client Sample ID: GWC-18

Lab Sample ID: 680-219194-9

Date Collected: 08/02/22 15:42

Matrix: Water

Date Received: 08/03/22 11:05

Prep Type	Batch Type	Batch Method	Run	Dil Factor	Initial Amount	Final Amount	Batch Number	Prepared or Analyzed	Analyst	Lab
Total/NA	Analysis	300.0-1993 R2.1		1	5 mL	5 mL	735701	08/13/22 20:48	UI	EET SAV
Instrument ID: CICK										
Total Recoverable	Prep	3005A			50 mL	250 mL	734013	08/04/22 05:44	RR	EET SAV
Total Recoverable	Analysis	6020B		1			734238	08/04/22 22:21	BWR	EET SAV
Instrument ID: ICPMSD										
Total Recoverable	Prep	3005A			25 mL	25 mL	409263	08/18/22 16:44	DLL	EET PIT
Total Recoverable	Analysis	EPA 6020B		1			409654	08/20/22 08:29	RSK	EET PIT
Instrument ID: NEMO										
Total/NA	Analysis	2540C-2011		1	200 mL	200 mL	734357	08/05/22 11:45	AS	EET SAV
Instrument ID: NOEQUIP										
Total/NA	Analysis	Field Sampling		1			734010	08/02/22 15:42	T1C	EET SAV
Instrument ID: NOEQUIP										

Client Sample ID: GWC-11

Lab Sample ID: 680-219194-10

Date Collected: 08/02/22 14:00

Matrix: Water

Date Received: 08/03/22 11:05

Prep Type	Batch Type	Batch Method	Run	Dil Factor	Initial Amount	Final Amount	Batch Number	Prepared or Analyzed	Analyst	Lab
Total/NA	Analysis	300.0-1993 R2.1		1	5 mL	5 mL	735701	08/13/22 21:01	UI	EET SAV
Instrument ID: CICK										
Total Recoverable	Prep	3005A			50 mL	250 mL	734013	08/04/22 05:44	RR	EET SAV
Total Recoverable	Analysis	6020B		1			734238	08/04/22 22:24	BWR	EET SAV
Instrument ID: ICPMSD										
Total Recoverable	Prep	3005A			25 mL	25 mL	409263	08/18/22 16:44	DLL	EET PIT
Total Recoverable	Analysis	EPA 6020B		1			409654	08/20/22 08:32	RSK	EET PIT
Instrument ID: NEMO										
Total/NA	Analysis	2540C-2011		1	200 mL	200 mL	734357	08/05/22 11:45	AS	EET SAV
Instrument ID: NOEQUIP										
Total/NA	Analysis	Field Sampling		1			734010	08/02/22 14:00	T1C	EET SAV
Instrument ID: NOEQUIP										

Lab Chronicle

Client: Southern Company
 Project/Site: Plant McIntosh Landfill 4

Job ID: 680-219194-1

Client Sample ID: FD-03

Lab Sample ID: 680-219194-11

Date Collected: 08/02/22 00:00

Matrix: Water

Date Received: 08/03/22 11:05

Prep Type	Batch Type	Batch Method	Run	Dil Factor	Initial Amount	Final Amount	Batch Number	Prepared or Analyzed	Analyst	Lab
Total/NA	Analysis	300.0-1993 R2.1		1	5 mL	5 mL	735701	08/13/22 21:14	UI	EET SAV
Instrument ID: CICK										
Total Recoverable	Prep	3005A			50 mL	250 mL	734013	08/04/22 05:44	RR	EET SAV
Total Recoverable	Analysis	6020B		1			734238	08/04/22 22:26	BWR	EET SAV
Instrument ID: ICPMSD										
Total Recoverable	Prep	3005A			25 mL	25 mL	409263	08/18/22 16:44	DLL	EET PIT
Total Recoverable	Analysis	EPA 6020B		1			409654	08/20/22 08:35	RSK	EET PIT
Instrument ID: NEMO										
Total/NA	Analysis	2540C-2011		1	200 mL	200 mL	734357	08/05/22 11:45	AS	EET SAV
Instrument ID: NOEQUIP										

Client Sample ID: FB-05

Lab Sample ID: 680-219194-12

Date Collected: 08/02/22 13:40

Matrix: Water

Date Received: 08/03/22 11:05

Prep Type	Batch Type	Batch Method	Run	Dil Factor	Initial Amount	Final Amount	Batch Number	Prepared or Analyzed	Analyst	Lab
Total/NA	Analysis	300.0-1993 R2.1		1	5 mL	5 mL	736072	08/16/22 14:41	UI	EET SAV
Instrument ID: CICK										
Total Recoverable	Prep	3005A			50 mL	250 mL	734013	08/04/22 05:44	RR	EET SAV
Total Recoverable	Analysis	6020B		1			734238	08/04/22 22:29	BWR	EET SAV
Instrument ID: ICPMSD										
Total Recoverable	Prep	3005A			25 mL	25 mL	409263	08/18/22 16:44	DLL	EET PIT
Total Recoverable	Analysis	EPA 6020B		1			409654	08/20/22 08:42	RSK	EET PIT
Instrument ID: NEMO										
Total/NA	Analysis	2540C-2011		1	200 mL	200 mL	734357	08/05/22 11:45	AS	EET SAV
Instrument ID: NOEQUIP										

Client Sample ID: EB-07

Lab Sample ID: 680-219194-13

Date Collected: 08/02/22 15:25

Matrix: Water

Date Received: 08/03/22 11:05

Prep Type	Batch Type	Batch Method	Run	Dil Factor	Initial Amount	Final Amount	Batch Number	Prepared or Analyzed	Analyst	Lab
Total/NA	Analysis	300.0-1993 R2.1		1	5 mL	5 mL	736072	08/16/22 14:53	UI	EET SAV
Instrument ID: CICK										
Total Recoverable	Prep	3005A			50 mL	250 mL	734013	08/04/22 05:44	RR	EET SAV
Total Recoverable	Analysis	6020B		1			734238	08/04/22 22:31	BWR	EET SAV
Instrument ID: ICPMSD										
Total Recoverable	Prep	3005A			25 mL	25 mL	409263	08/18/22 16:44	DLL	EET PIT
Total Recoverable	Analysis	EPA 6020B		1			409654	08/20/22 08:45	RSK	EET PIT
Instrument ID: NEMO										
Total/NA	Analysis	2540C-2011		1	200 mL	200 mL	734357	08/05/22 11:45	AS	EET SAV
Instrument ID: NOEQUIP										

Lab Chronicle

Client: Southern Company
Project/Site: Plant McIntosh Landfill 4

Job ID: 680-219194-1

Client Sample ID: GWC-1
Date Collected: 08/03/22 10:23
Date Received: 08/05/22 09:20

Lab Sample ID: 680-219328-1
Matrix: Water

Prep Type	Batch Type	Batch Method	Run	Dil Factor	Initial Amount	Final Amount	Batch Number	Prepared or Analyzed	Analyst	Lab
Total/NA	Analysis	300.0-1993 R2.1 Instrument ID: CICH		1	5 mL	5 mL	736293	08/17/22 17:34	UI	EET SAV
Total Recoverable	Prep	3005A			50 mL	250 mL	735776	08/15/22 08:15	RR	EET SAV
Total Recoverable	Analysis	6020B Instrument ID: ICPMSD		1			736267	08/16/22 18:46	BWR	EET SAV
Total Recoverable	Prep	3005A			25 mL	25 mL	409372	08/19/22 12:45	NAF	EET PIT
Total Recoverable	Analysis	EPA 6020B Instrument ID: A		1			409603	08/20/22 14:20	RSK	EET PIT
Total Recoverable	Prep	3005A			25 mL	25 mL	409372	08/19/22 12:45	NAF	EET PIT
Total Recoverable	Analysis	EPA 6020B Instrument ID: DORY		1			410429	08/26/22 11:06	RSK	EET PIT
Total/NA	Analysis	2540C-2011 Instrument ID: NOEQUIP		1	200 mL	200 mL	734678	08/08/22 09:37	AS	EET SAV
Total/NA	Analysis	Field Sampling Instrument ID: NOEQUIP		1			734816	08/03/22 10:23	T1C	EET SAV

Client Sample ID: GWC-4A
Date Collected: 08/03/22 16:22
Date Received: 08/05/22 09:20

Lab Sample ID: 680-219328-2
Matrix: Water

Prep Type	Batch Type	Batch Method	Run	Dil Factor	Initial Amount	Final Amount	Batch Number	Prepared or Analyzed	Analyst	Lab
Total/NA	Analysis	300.0-1993 R2.1 Instrument ID: CICH		1	5 mL	5 mL	736293	08/17/22 17:47	UI	EET SAV
Total Recoverable	Prep	3005A			50 mL	250 mL	735776	08/15/22 08:15	RR	EET SAV
Total Recoverable	Analysis	6020B Instrument ID: ICPMSD		1			736267	08/16/22 18:43	BWR	EET SAV
Total Recoverable	Prep	3005A			25 mL	25 mL	409372	08/19/22 12:45	NAF	EET PIT
Total Recoverable	Analysis	EPA 6020B Instrument ID: A		1			409603	08/20/22 14:24	RSK	EET PIT
Total Recoverable	Prep	3005A			25 mL	25 mL	409372	08/19/22 12:45	NAF	EET PIT
Total Recoverable	Analysis	EPA 6020B Instrument ID: DORY		1			410429	08/26/22 11:09	RSK	EET PIT
Total/NA	Analysis	2540C-2011 Instrument ID: NOEQUIP		1	200 mL	200 mL	734678	08/08/22 09:37	AS	EET SAV
Total/NA	Analysis	Field Sampling Instrument ID: NOEQUIP		1			734816	08/03/22 16:22	T1C	EET SAV

Client Sample ID: GWC-9
Date Collected: 08/03/22 12:35
Date Received: 08/05/22 09:20

Lab Sample ID: 680-219328-3
Matrix: Water

Prep Type	Batch Type	Batch Method	Run	Dil Factor	Initial Amount	Final Amount	Batch Number	Prepared or Analyzed	Analyst	Lab
Total/NA	Analysis	300.0-1993 R2.1 Instrument ID: CICH		1	5 mL	5 mL	736367	08/17/22 18:51	UI	EET SAV

Eurofins Savannah

Lab Chronicle

Client: Southern Company
Project/Site: Plant McIntosh Landfill 4

Job ID: 680-219194-1

Client Sample ID: GWC-9

Lab Sample ID: 680-219328-3

Date Collected: 08/03/22 12:35

Matrix: Water

Date Received: 08/05/22 09:20

Prep Type	Batch Type	Batch Method	Run	Dil Factor	Initial Amount	Final Amount	Batch Number	Prepared or Analyzed	Analyst	Lab
Total Recoverable	Prep	3005A			50 mL	250 mL	735776	08/15/22 08:15	RR	EET SAV
Total Recoverable	Analysis	6020B		1			736267	08/16/22 18:28	BWR	EET SAV
Instrument ID: ICPMSD										
Total Recoverable	Prep	3005A			25 mL	25 mL	409372	08/19/22 12:45	NAF	EET PIT
Total Recoverable	Analysis	EPA 6020B		1			409603	08/20/22 14:28	RSK	EET PIT
Instrument ID: A										
Total Recoverable	Prep	3005A			25 mL	25 mL	409372	08/19/22 12:45	NAF	EET PIT
Total Recoverable	Analysis	EPA 6020B		1			410047	08/23/22 14:25	RSK	EET PIT
Instrument ID: DORY										
Total/NA	Analysis	2540C-2011		1	200 mL	200 mL	734678	08/08/22 09:37	AS	EET SAV
Instrument ID: NOEQUIP										
Total/NA	Analysis	Field Sampling		1			734816	08/03/22 12:35	T1C	EET SAV
Instrument ID: NOEQUIP										

Client Sample ID: GWC-10

Lab Sample ID: 680-219328-4

Date Collected: 08/03/22 10:59

Matrix: Water

Date Received: 08/05/22 09:20

Prep Type	Batch Type	Batch Method	Run	Dil Factor	Initial Amount	Final Amount	Batch Number	Prepared or Analyzed	Analyst	Lab
Total/NA	Analysis	300.0-1993 R2.1		1	5 mL	5 mL	736367	08/17/22 19:30	UI	EET SAV
Instrument ID: CICH										
Total Recoverable	Prep	3005A			50 mL	250 mL	735776	08/15/22 08:15	RR	EET SAV
Total Recoverable	Analysis	6020B		1			736267	08/16/22 18:38	BWR	EET SAV
Instrument ID: ICPMSD										
Total Recoverable	Prep	3005A			25 mL	25 mL	409372	08/19/22 12:45	NAF	EET PIT
Total Recoverable	Analysis	EPA 6020B		1			409603	08/20/22 14:31	RSK	EET PIT
Instrument ID: A										
Total Recoverable	Prep	3005A			25 mL	25 mL	409372	08/19/22 12:45	NAF	EET PIT
Total Recoverable	Analysis	EPA 6020B		1			410047	08/23/22 14:29	RSK	EET PIT
Instrument ID: DORY										
Total/NA	Analysis	2540C-2011		1	200 mL	200 mL	734678	08/08/22 09:37	AS	EET SAV
Instrument ID: NOEQUIP										
Total/NA	Analysis	Field Sampling		1			734816	08/03/22 10:59	T1C	EET SAV
Instrument ID: NOEQUIP										

Client Sample ID: GWC-12

Lab Sample ID: 680-219328-5

Date Collected: 08/03/22 11:11

Matrix: Water

Date Received: 08/05/22 09:20

Prep Type	Batch Type	Batch Method	Run	Dil Factor	Initial Amount	Final Amount	Batch Number	Prepared or Analyzed	Analyst	Lab
Total/NA	Analysis	300.0-1993 R2.1		1	5 mL	5 mL	736367	08/17/22 19:43	UI	EET SAV
Instrument ID: CICH										
Total Recoverable	Prep	3005A			50 mL	250 mL	735782	08/15/22 08:56	RR	EET SAV
Total Recoverable	Analysis	6020B		1			736217	08/16/22 15:28	BWR	EET SAV
Instrument ID: ICPMSD										

Eurofins Savannah

Lab Chronicle

Client: Southern Company
 Project/Site: Plant McIntosh Landfill 4

Job ID: 680-219194-1

Client Sample ID: GWC-12

Lab Sample ID: 680-219328-5

Date Collected: 08/03/22 11:11

Matrix: Water

Date Received: 08/05/22 09:20

Prep Type	Batch Type	Batch Method	Run	Dil Factor	Initial Amount	Final Amount	Batch Number	Prepared or Analyzed	Analyst	Lab
Total Recoverable	Prep	3005A			25 mL	25 mL	409372	08/19/22 12:45	NAF	EET PIT
Total Recoverable	Analysis	EPA 6020B		1			409603	08/20/22 14:35	RSK	EET PIT
Instrument ID: A										
Total Recoverable	Prep	3005A			25 mL	25 mL	409372	08/19/22 12:45	NAF	EET PIT
Total Recoverable	Analysis	EPA 6020B		1			410047	08/23/22 14:32	RSK	EET PIT
Instrument ID: DORY										
Total/NA	Analysis	2540C-2011		1	200 mL	200 mL	734678	08/08/22 09:37	AS	EET SAV
Instrument ID: NOEQUIP										
Total/NA	Analysis	Field Sampling		1			734816	08/03/22 11:11	T1C	EET SAV
Instrument ID: NOEQUIP										

Client Sample ID: GWC-19

Lab Sample ID: 680-219328-6

Date Collected: 08/03/22 12:40

Matrix: Water

Date Received: 08/05/22 09:20

Prep Type	Batch Type	Batch Method	Run	Dil Factor	Initial Amount	Final Amount	Batch Number	Prepared or Analyzed	Analyst	Lab
Total/NA	Analysis	300.0-1993 R2.1		1	5 mL	5 mL	736367	08/17/22 19:56	UI	EET SAV
Instrument ID: CICH										
Total Recoverable	Prep	3005A			50 mL	250 mL	735776	08/15/22 08:15	RR	EET SAV
Total Recoverable	Analysis	6020B		1			736267	08/16/22 18:35	BWR	EET SAV
Instrument ID: ICPMSD										
Total Recoverable	Prep	3005A			25 mL	25 mL	409372	08/19/22 12:45	NAF	EET PIT
Total Recoverable	Analysis	EPA 6020B		1			409603	08/20/22 14:39	RSK	EET PIT
Instrument ID: A										
Total Recoverable	Prep	3005A			25 mL	25 mL	409372	08/19/22 12:45	NAF	EET PIT
Total Recoverable	Analysis	EPA 6020B		1			410047	08/23/22 14:36	RSK	EET PIT
Instrument ID: DORY										
Total/NA	Analysis	2540C-2011		1	200 mL	200 mL	734678	08/08/22 09:37	AS	EET SAV
Instrument ID: NOEQUIP										
Total/NA	Analysis	Field Sampling		1			734816	08/03/22 12:40	T1C	EET SAV
Instrument ID: NOEQUIP										

Client Sample ID: GWC-20

Lab Sample ID: 680-219328-7

Date Collected: 08/03/22 14:10

Matrix: Water

Date Received: 08/05/22 09:20

Prep Type	Batch Type	Batch Method	Run	Dil Factor	Initial Amount	Final Amount	Batch Number	Prepared or Analyzed	Analyst	Lab
Total/NA	Analysis	300.0-1993 R2.1		1	5 mL	5 mL	736367	08/17/22 20:09	UI	EET SAV
Instrument ID: CICH										
Total Recoverable	Prep	3005A			50 mL	250 mL	735776	08/15/22 08:15	RR	EET SAV
Total Recoverable	Analysis	6020B		1			736267	08/16/22 18:30	BWR	EET SAV
Instrument ID: ICPMSD										
Total Recoverable	Prep	3005A			25 mL	25 mL	409372	08/19/22 12:45	NAF	EET PIT
Total Recoverable	Analysis	EPA 6020B		1			409603	08/20/22 14:42	RSK	EET PIT
Instrument ID: A										

Eurofins Savannah

Lab Chronicle

Client: Southern Company
Project/Site: Plant McIntosh Landfill 4

Job ID: 680-219194-1

Client Sample ID: GWC-20
Date Collected: 08/03/22 14:10
Date Received: 08/05/22 09:20

Lab Sample ID: 680-219328-7
Matrix: Water

Prep Type	Batch Type	Batch Method	Run	Dil Factor	Initial Amount	Final Amount	Batch Number	Prepared or Analyzed	Analyst	Lab
Total Recoverable	Prep	3005A			25 mL	25 mL	409372	08/19/22 12:45	NAF	EET PIT
Total Recoverable	Analysis	EPA 6020B		1			410047	08/23/22 14:39	RSK	EET PIT
		Instrument ID: DORY								
Total/NA	Analysis	2540C-2011		1	200 mL	200 mL	734678	08/08/22 09:37	AS	EET SAV
		Instrument ID: NOEQUIP								
Total/NA	Analysis	Field Sampling		1			734816	08/03/22 14:10	T1C	EET SAV
		Instrument ID: NOEQUIP								

Client Sample ID: GWC-21
Date Collected: 08/04/22 10:01
Date Received: 08/05/22 09:20

Lab Sample ID: 680-219328-8
Matrix: Water

Prep Type	Batch Type	Batch Method	Run	Dil Factor	Initial Amount	Final Amount	Batch Number	Prepared or Analyzed	Analyst	Lab
Total/NA	Analysis	300.0-1993 R2.1		1	5 mL	5 mL	736367	08/17/22 20:22	UI	EET SAV
		Instrument ID: CICH								
Total Recoverable	Prep	3005A			50 mL	250 mL	735782	08/15/22 08:56	RR	EET SAV
Total Recoverable	Analysis	6020B		1			736217	08/16/22 15:23	BWR	EET SAV
		Instrument ID: ICPMSD								
Total Recoverable	Prep	3005A			25 mL	25 mL	409372	08/19/22 12:45	NAF	EET PIT
Total Recoverable	Analysis	EPA 6020B		1			409603	08/20/22 14:46	RSK	EET PIT
		Instrument ID: A								
Total Recoverable	Prep	3005A			25 mL	25 mL	409372	08/19/22 12:45	NAF	EET PIT
Total Recoverable	Analysis	EPA 6020B		1			410047	08/23/22 14:43	RSK	EET PIT
		Instrument ID: DORY								
Total/NA	Analysis	2540C-2011		1	200 mL	200 mL	734912	08/09/22 10:35	PG	EET SAV
		Instrument ID: NOEQUIP								
Total/NA	Analysis	Field Sampling		1			734816	08/04/22 10:01	T1C	EET SAV
		Instrument ID: NOEQUIP								

Client Sample ID: GWC-23
Date Collected: 08/04/22 11:22
Date Received: 08/05/22 09:20

Lab Sample ID: 680-219328-9
Matrix: Water

Prep Type	Batch Type	Batch Method	Run	Dil Factor	Initial Amount	Final Amount	Batch Number	Prepared or Analyzed	Analyst	Lab
Total/NA	Analysis	300.0-1993 R2.1		1	5 mL	5 mL	736367	08/17/22 20:35	UI	EET SAV
		Instrument ID: CICH								
Total Recoverable	Prep	3005A			50 mL	250 mL	735776	08/15/22 08:15	RR	EET SAV
Total Recoverable	Analysis	6020B		1			736267	08/16/22 18:40	BWR	EET SAV
		Instrument ID: ICPMSD								
Total Recoverable	Prep	3005A			25 mL	25 mL	409375	08/19/22 12:49	NAF	EET PIT
Total Recoverable	Analysis	EPA 6020B		1			409603	08/20/22 16:02	RSK	EET PIT
		Instrument ID: A								
Total Recoverable	Prep	3005A			25 mL	25 mL	409375	08/19/22 12:49	NAF	EET PIT
Total Recoverable	Analysis	EPA 6020B		1			410047	08/23/22 15:56	RSK	EET PIT
		Instrument ID: DORY								

Eurofins Savannah

Lab Chronicle

Client: Southern Company
Project/Site: Plant McIntosh Landfill 4

Job ID: 680-219194-1

Client Sample ID: GWC-23

Lab Sample ID: 680-219328-9

Date Collected: 08/04/22 11:22

Matrix: Water

Date Received: 08/05/22 09:20

Prep Type	Batch Type	Batch Method	Run	Dil Factor	Initial Amount	Final Amount	Batch Number	Prepared or Analyzed	Analyst	Lab
Total/NA	Analysis	2540C-2011		1	200 mL	200 mL	734912	08/09/22 10:35	PG	EET SAV
Total/NA	Analysis	Field Sampling		1			734816	08/04/22 11:22	T1C	EET SAV
Instrument ID: NOEQUIP										

Client Sample ID: FD-04

Lab Sample ID: 680-219328-10

Date Collected: 08/03/22 00:00

Matrix: Water

Date Received: 08/05/22 09:20

Prep Type	Batch Type	Batch Method	Run	Dil Factor	Initial Amount	Final Amount	Batch Number	Prepared or Analyzed	Analyst	Lab
Total/NA	Analysis	300.0-1993 R2.1		1	5 mL	5 mL	736367	08/17/22 20:47	UI	EET SAV
Instrument ID: CICH										
Total Recoverable	Prep	3005A			50 mL	250 mL	735782	08/15/22 08:56	RR	EET SAV
Total Recoverable	Analysis	6020B		1			736217	08/16/22 15:25	BWR	EET SAV
Instrument ID: ICPMSD										
Total Recoverable	Prep	3005A			25 mL	25 mL	409375	08/19/22 12:49	NAF	EET PIT
Total Recoverable	Analysis	EPA 6020B		1			409603	08/20/22 16:06	RSK	EET PIT
Instrument ID: A										
Total Recoverable	Prep	3005A			25 mL	25 mL	409375	08/19/22 12:49	NAF	EET PIT
Total Recoverable	Analysis	EPA 6020B		1			410047	08/23/22 15:59	RSK	EET PIT
Instrument ID: DORY										
Total/NA	Analysis	2540C-2011		1	200 mL	200 mL	734678	08/08/22 09:37	AS	EET SAV
Instrument ID: NOEQUIP										

Client Sample ID: FB-06

Lab Sample ID: 680-219328-11

Date Collected: 08/03/22 12:35

Matrix: Water

Date Received: 08/05/22 09:20

Prep Type	Batch Type	Batch Method	Run	Dil Factor	Initial Amount	Final Amount	Batch Number	Prepared or Analyzed	Analyst	Lab
Total/NA	Analysis	300.0-1993 R2.1		1	5 mL	5 mL	736367	08/17/22 21:00	UI	EET SAV
Instrument ID: CICH										
Total Recoverable	Prep	3005A			50 mL	250 mL	735776	08/15/22 08:15	RR	EET SAV
Total Recoverable	Analysis	6020B		1			736267	08/16/22 18:33	BWR	EET SAV
Instrument ID: ICPMSD										
Total Recoverable	Prep	3005A			25 mL	25 mL	409375	08/19/22 12:49	NAF	EET PIT
Total Recoverable	Analysis	EPA 6020B		1			409603	08/20/22 16:21	RSK	EET PIT
Instrument ID: A										
Total Recoverable	Prep	3005A			25 mL	25 mL	409375	08/19/22 12:49	NAF	EET PIT
Total Recoverable	Analysis	EPA 6020B		1			410047	08/23/22 16:06	RSK	EET PIT
Instrument ID: DORY										
Total/NA	Analysis	2540C-2011		1	200 mL	200 mL	734678	08/08/22 09:37	AS	EET SAV
Instrument ID: NOEQUIP										

Lab Chronicle

Client: Southern Company
 Project/Site: Plant McIntosh Landfill 4

Job ID: 680-219194-1

Client Sample ID: EB-08
Date Collected: 08/04/22 11:45
Date Received: 08/05/22 09:20

Lab Sample ID: 680-219328-12
Matrix: Water

Prep Type	Batch Type	Batch Method	Run	Dil Factor	Initial Amount	Final Amount	Batch Number	Prepared or Analyzed	Analyst	Lab
Total/NA	Analysis	300.0-1993 R2.1		1	5 mL	5 mL	736367	08/17/22 21:13	UI	EET SAV
Instrument ID: CICH										
Total Recoverable	Prep	3005A			50 mL	250 mL	735782	08/15/22 08:56	RR	EET SAV
Total Recoverable	Analysis	6020B		1			736217	08/16/22 15:12	BWR	EET SAV
Instrument ID: ICPMSD										
Total Recoverable	Prep	3005A			25 mL	25 mL	409375	08/19/22 12:49	NAF	EET PIT
Total Recoverable	Analysis	EPA 6020B		1			409603	08/20/22 16:10	RSK	EET PIT
Instrument ID: A										
Total Recoverable	Prep	3005A			25 mL	25 mL	409375	08/19/22 12:49	NAF	EET PIT
Total Recoverable	Analysis	EPA 6020B		1			410047	08/23/22 16:03	RSK	EET PIT
Instrument ID: DORY										
Total/NA	Analysis	2540C-2011		1	200 mL	200 mL	734912	08/09/22 10:35	PG	EET SAV
Instrument ID: NOEQUIP										

Laboratory References:

EET PIT = Eurofins Pittsburgh, 301 Alpha Drive, RIDC Park, Pittsburgh, PA 15238, TEL (412)963-7058

EET SAV = Eurofins Savannah, 5102 LaRoche Avenue, Savannah, GA 31404, TEL (912)354-7858

Accreditation/Certification Summary

Client: Southern Company
Project/Site: Plant McIntosh Landfill 4

Job ID: 680-219194-1

Laboratory: Eurofins Savannah

The accreditations/certifications listed below are applicable to this report.

Authority	Program	Identification Number	Expiration Date
Florida	NELAP	E87052	09-14-22
Georgia	State	E87052	06-30-23

Laboratory: Eurofins Pittsburgh

The accreditations/certifications listed below are applicable to this report.

Authority	Program	Identification Number	Expiration Date
Georgia	State	PA 02-00416	04-30-23
Pennsylvania	NELAP	02-00416	04-30-23



Method Summary

Client: Southern Company
Project/Site: Plant McIntosh Landfill 4

Job ID: 680-219194-1

Method	Method Description	Protocol	Laboratory
300.0-1993 R2.1	Anions, Ion Chromatography	MCAWW	EET SAV
6020B	Metals (ICP/MS)	SW846	EET SAV
EPA 6020B	Metals (ICP/MS)	SW846	EET PIT
2540C-2011	Total Dissolved Solids (Dried at 180 °C)	SM	EET SAV
Field Sampling	Field Sampling	EPA	EET SAV
3005A	Preparation, Total Recoverable or Dissolved Metals	SW846	EET PIT
3005A	Preparation, Total Recoverable or Dissolved Metals	SW846	EET SAV

Protocol References:

EPA = US Environmental Protection Agency

MCAWW = "Methods For Chemical Analysis Of Water And Wastes", EPA-600/4-79-020, March 1983 And Subsequent Revisions.

SM = "Standard Methods For The Examination Of Water And Wastewater"


SW846 = "Test Methods For Evaluating Solid Waste, Physical/Chemical Methods", Third Edition, November 1986 And Its Updates.

Laboratory References:

EET PIT = Eurofins Pittsburgh, 301 Alpha Drive, RIDC Park, Pittsburgh, PA 15238, TEL (412)963-7058

EET SAV = Eurofins Savannah, 5102 LaRoche Avenue, Savannah, GA 31404, TEL (912)354-7858

Chain of Custody Record

Client Information		Sampler: <u>Taylor Goble/Hunter Auld</u>		Lab PM: <u>Fuller, David</u>	Carrier Tracking No(s):	COC No:			
Client Contact: SCS Contacts		Phone: <u>770-594-5998</u>		E-Mail: <u>david.fuller@et.eurofins.com</u>	Page: <u>1 of 2</u>				
Company: GA Power		Address: <u>241 Ralph McGill Blvd SE</u>		Job #:					
City: <u>Atlanta</u>		State Zip: <u>GA, 30308</u>		Preservation Codes: A - HCL M - Hexane					
Phone: <u>404-506-7116(Tel)</u>		Email: <u>68027746</u>		 680-219194 Chain of Custody					
Project Name: <u>Plant McIntosh Landfill 4</u>		Project #:		Analysis Requested					
Site: <u>Georgia</u>		SSOW#:		Total Number of Contact: <u>3</u>					
Sample Identification GWA-2 GWA-3 GWA-13 GWA-14 GWA-16 GWA-5 GWA-15 GWA-17 GWA-18 GWA-11 FD-03		Sample Date (mm/dd/yy) 08/02/22 08/02/22 08/02/22 08/02/22 08/02/22 08/02/22 08/02/22 08/02/22 08/02/22 08/02/22		Sample Time (hhmm) 1024 1053 1210 1130 1318 1607 1652 1437 1542 1400 ---		Sample Type (C=comp, G=grab) G G G G G G G G G G G			
Matrix (W=ground water, W=surface water, W=quality control) W W W W W W W W W W W		Preservation Code: WG WG WG WG WG WG WG WG WG WG WG		Field Filtered Sample (Yes or No) N N N N N N N N N N N		Perform MS/MSD (Yes or No) X X X X X X X X X X X			
AP III Metals: B, Ca Cl F SO ₄ & TDS EPA 300.0 & SM 2540C State 15 Permit Metals (EPA 6020) Sb, Ba, Be, Cd, Cr, Co, Cu, Pb, Ni, Se, Ag, Tl, V, Zn		AP III plus 15 State Metals PH = 4.57 PH = 4.75 PH = 4.96 PH = 5.05 PH = 4.93 PH = 5.23 PH = 4.90 PH = 5.14 PH = 6.41 PH = 6.40 PH = ---		Special Instructions/Note: APP III plus 15 State Metals		L - EDA Other Z - other (specify)			
Possible Hazard Identification <input type="checkbox"/> Non-Hazard <input type="checkbox"/> Flammable <input type="checkbox"/> Skin Irritant <input type="checkbox"/> Poison B <input type="checkbox"/> Unknown <input type="checkbox"/> Radiological		Sample Disposal (A fee may be assessed if samples are retained longer than 1 month) <input type="checkbox"/> Return To Client <input type="checkbox"/> Disposal By Lab <input type="checkbox"/> Archive For _____ Months		Special Instructions/QC Requirements: State Permit Metals: antimony, arsenic, barium, beryllium, cadmium, chromium, cobalt, copper, lead, nickel, selenium, silver, thallium, vanadium, zinc			Method of Shipment:		
Relinquished by: <u>Taylor Goble</u>		Date/Time: <u>8-3-22/0905</u>		Company: <u>ACC</u>		Date/Time: <u>8/3/22 9:05</u>		Company: <u>ACC</u>	
Relinquished by: <u>Taylor Goble</u>		Date/Time: <u>8/3/22</u>		Company: <u>ACC</u>		Date/Time: <u>8/3/22 11:05</u>		Company: <u>ACC</u>	
Relinquished by: <u>Taylor Goble</u>		Date/Time: <u>8/3/22</u>		Company: <u>ACC</u>		Date/Time: <u>8/3/22 11:05</u>		Company: <u>ACC</u>	
Custody Seals Intact: Δ Yes Δ No		Custody Seal No		Cooler Temperature(s) °C and Other Remarks: <u>3.3/3.2</u>					



Chain of Custody Record



Client Information Client Contact: Taylor Goble / Hunter Avid SCS Contacts: 170-594-5993 Phone: 170-594-5993 E-Mail: david.fuller@eurofins.com		Lab P.M.: Fuller, David E-Mail: david.fuller@eurofins.com		Carrier Tracking No(s)		COC No Page: 2 of 2 Job #:	
Due Date Requested TAT Requested (days)		Analysis Requested		Preservation Codes: A - HCL B - NaOH C - Zn Acetate D - Nitric Acid E - NaHSO4 F - MeOH G - Amchlor H - Ascorbic Acid I - Ice J - DI Water K - EDTA L - EDA Other:		Special Instructions/Note: APP III plus 15 State Metals	
Lab Project #: 68027746 PO #:		Field Filtered Sample (Yes or No)		Perform MS/MSD (Yes or No)		Total Number of Containers	
Project Name: Plant McIntosh Landfill 4 Site: Georgia		Sample Date (mm/dd/yy) 08/02/22 08/02/22		Sample Time (hh:mm) 1340 1525		Sample Type (C=comp, G=grab) G G	
Matrix (W=ground water, WQ=quality control) WQ WQ		Preservation Code: WQ WQ		APP III Metals: B, Ca Cl F SO4 & TDS (EPA 300.0 & SM 2540C) Custom State 15 Permit Metals (EPA 6020) Sp,As,Ba Be Cd,Cr Co Cu Pb,Mn Se,Ag Ti V,Zn		pH = pH = pH = pH = pH = pH = pH = pH = pH =	
Possible Hazard Identification <input type="checkbox"/> Non-Hazard <input type="checkbox"/> Flammable <input type="checkbox"/> Skin Irritant <input type="checkbox"/> Poison B <input type="checkbox"/> Unknown <input type="checkbox"/> Radiological		Sample Disposal (A fee may be assessed if samples are retained longer than 1 month) <input type="checkbox"/> Return To Client <input type="checkbox"/> Disposal By Lab <input type="checkbox"/> Archive For _____ Months		Special Instructions/QC Requirements State Permit Metals antimony arsenic, barium beryllium cadmium, chromium, cobalt, copper, lead, nickel, selenium, silver, thallium, vanadium, zinc		Method of Shipment:	
Relinquished by: Taylor Goble Relinquished by: Hunter Avid Relinquished by:		Date/Time: 8-3-22/0905 Date/Time: 8/3/22 Date/Time:		Received by: [Signature] Received by: [Signature] Received by: [Signature]		Date/Time: 8/3/22 905 Date/Time: 8/3 11:05 Date/Time: 8/3 16:05	
Custody Seals Intact: Δ Yes Δ No		Custody Seal No		Cooler Temperature(s) °C and Other Remarks: 3-6/3-5		Ver 8/8/2019	



Chain of Custody Record



Environment Testing
 America

Client Information		Sampler: <u>Lybil Cobble / Harte r Acid</u>		Lab PM: <u>Fuller, David</u>	Carrier Tracking No(s):	COC No:
Client Contact: <u>SCS Contacts</u>		Phone: <u>770-594-5998</u>		E-Mail: <u>david.fuller@eurofins.com</u>		Page: <u>1 of 2</u>
Company: <u>GA Power</u>		Due Date Requested:		Analysis Requested		
Address: <u>241 Ralph McGill Blvd SE</u>		TAT Requested (days):		A - HCL B - NaOH C - Zn Acetate D - Nitric Acid E - NaHSO4 F - MeOH G - Amchlor Acid M - Hexane N - None O - AsNaO2 P - Na2O4S Q - Na2SO3 R - Na2SO3 S - H2SO4 T - TSP Dodecylsulfate U - Acetone V - MCAA W - pH 4-5 Z - other (specify)		
City: <u>Atlanta</u>		Lab Project #: <u>68027746</u>		680-219328 Chain of Custody		
State Zip: <u>GA, 30308</u>		PO #:				
Phone: <u>404-506-7116(Tel)</u>		Project #:		APP III plus 15 State Metals		
Email: <u>SCS Contacts / ACC Contacts</u>		SSOW#:		Special Instructions/Note:		
Project Name: <u>Plant Michtosh Landfill 4</u>				APP III plus 15 State Metals		
Site: <u>Georgia</u>				Total Ni		
				3 pH = 4.83		
				3 pH = 4.79		
				3 pH = 5.29		
				3 pH = 6.34		
				3 pH = 4.98		
				3 pH = 5.62		
				3 pH = 4.83		
				3 pH = 5.12		
				3 pH = —		
				3 pH = —		

Sample Identification	Sample Date (mm/dd/yy)	Sample Time (hh:mm)	Sample Type (C=Comp, G=grab)	Matrix (WC=ground water, WS=surface water, WQ=quality control)	Field Filtered Sample (Yes or No)	Form MS/MSD (Yes or No)	APP III Metals, B, Ca	Cl, F, SO4, & TDS (EPA 300 & SM 2540C)	Custom State 15 Permit Metals (EPA 6020)	Sb, As, Ba, Be, Cd, Cr, Co, Cu, Pb, Ni, Se, Ag, Tl, V, Zn	D	I	D
GWC-1	08/03/22	1023	G	WG	N	N	✓	✓	✓	✓	✓	✓	✓
GWC-4A	08/03/22	1622	G	WG	N	N	✓	✓	✓	✓	✓	✓	✓
GWC-9	08/03/22	1235	G	WG	N	N	✓	✓	✓	✓	✓	✓	✓
GWC-10	08/03/22	1059	G	WG	N	N	✓	✓	✓	✓	✓	✓	✓
GWC-12	08/03/22	1111	G	WG	N	N	✓	✓	✓	✓	✓	✓	✓
GWC-19	08/03/22	1240	G	WG	N	N	✓	✓	✓	✓	✓	✓	✓
GWC-20	08/03/22	1410	G	WG	N	N	✓	✓	✓	✓	✓	✓	✓
GWC-21	08/04/22	1001	G	WG	N	N	✓	✓	✓	✓	✓	✓	✓
GWC-23	08/04/22	1122	G	WG	N	N	✓	✓	✓	✓	✓	✓	✓
FD-04	08/03/22	—	G	WG	N	N	✓	✓	✓	✓	✓	✓	✓
FB-06	08/03/22	1235	G	WQ	N	N	✓	✓	✓	✓	✓	✓	✓

Possible Hazard Identification
 Non-Hazard Flammable Skin Irritant Poison B Unknown Radiological

Deliverable Requested I II III IV Other (specify)

Empty Kit Relinquished by: Taylor Zell Date: 8-4-22/1345 Company: ACC

Relinquished by: Taylor Zell Date: 8/5/22 9:15 Company: ACC

Relinquished by: Taylor Zell Date: 8/5/22 9:15 Company: ACC

Custody Seals Intact: Yes Custody Seal No: 1.3 | 1.2 | 1.4 | 1.3

Special Instructions/OC Requirements: State Permit Metals antimony, arsenic, barium, beryllium, cadmium, chromium, cobalt, copper, lead, nickel, selenium, silver, thallium, vanadium, zinc.

Method of Shipment: Company

Received by: Taylor Zell Date/Time: 8/4/22 1345 Company: ACC

Received by: Taylor Zell Date/Time: 8/5/22 9:15 Company: ACC

Received by: Taylor Zell Date/Time: 8/5/22 9:15 Company: ACC

Cooler Temperature(s) °C and Other Remarks: 1.3 | 1.2 | 1.4 | 1.3



Chain of Custody Record

Client Information Client Contact: Taylor Gold SCS Contacts: 770-594-5996 Company: GA Power Address: 241 Ralph McGill Blvd SE City: Atlanta State Zip: GA, 30308 Phone: 404-506-7116 (Tel) Email: SCS Contacts / ACC Contacts Project Name: Plant McIntosh Landfill 4 Site: Georgia		Sampler: Taylor Gold Lab PM: Fuller David Phone: 770-594-5996 E-Mail: david.fuller@et.eurofinsus.com		Carrier Tracking No(s): COC No: 2 & 2 Page: 2 of 2 Job #:	
Due Date Requested: TAT Requested (days) Lab Project #: 68027746 PO #: Project #: SSOW#:		Analysis Requested Perform MS/MSD (Yes or No) <input checked="" type="checkbox"/> D I D APP III Metals, B, Ca Cl F SO ₄ & TDS Custom State 15 Permit Metals (EPA 6020): Sb, As, Ba, Be, Cd, Cr, Co, Cu, Pb, Ni, Se, Ag, Tl, V, Zn			
Sample Identification Sample Date (mm/dd/yy): 08/04/22 Sample Time (hh:mm): 11:45 Sample Type (C=comp, G=grab): G Preservation Code: WBS-10		Field Filtered Sample (Yes or No) <input checked="" type="checkbox"/> N Matrix (V=ground water, W=quality control): WBS-10			
Sample ID: FB-08		Total Number of Containers: 3 pH = pH = pH = pH = pH = pH = pH = pH = pH = pH = pH = pH =			
Possible Hazard Identification <input type="checkbox"/> Non-Hazard <input type="checkbox"/> Flammable <input type="checkbox"/> Skin Irritant <input type="checkbox"/> Poison B <input type="checkbox"/> Unknown <input type="checkbox"/> Radiological		Sample Disposal (A fee may be assessed if samples are retained longer than 1 month) <input type="checkbox"/> Return To Client <input type="checkbox"/> Disposal By Lab <input type="checkbox"/> Archive For Months			
Deliverable Requested I II III IV Other (specify)		Special Instructions/QC Requirements: State Permit Metals, antimony arsenic, barium beryllium cadmium, chromium, cobalt, copper, lead, nickel, selenium, silver, thallium, vanadium, zinc.			
Empty Kit Relinquished by: Taylor Gold Date/Time: 8-4-22 11:35 Company: ACC		Method of Shipment:			
Relinquished by: Taylor Gold Date/Time: 8/5/22 9:15 Company: ACC		Received by: [Signature] Date/Time: 8/5/22 13:45 Company: ACC			
Relinquished by: [Signature] Date/Time: 8/5/22 9:15 Company: ACC		Received by: [Signature] Date/Time: 8/5/22 9:26 Company: ACC			
Custody Seals Intact <input type="checkbox"/> Yes <input type="checkbox"/> No		Cooler Temperature(s) °C and Other Remarks:			



- 1
- 2
- 3
- 4
- 5
- 6
- 7
- 8
- 9
- 10
- 11
- 12


PT-MI-SR-001 effective 11/8/18
 CF Initials *[Handwritten Signature]*
 Thermometer ID *[Handwritten]*
 Uncorrected temp *[Handwritten]*



15238 PA-US PIT

XN AGCA

TRK# 1328 9416 1844
 THU - 11 AUG 10:30A
 PRIORITY OVERNIGHT



J12220202020202

SHIPPING/RECEIVING
 EUROFINS ENVIRONMENT TESTING NORTH
 301 ALPHA DRIVE
 RIDG PARK
 PITTSBURGH PA 15238
 REF: 8680-138270
 PO: YES (412) 963-7068

ORIGIN ID SAVA (912) 354-7858
 SHIPPING EUROFINS/TESTAMERICA
 5102 LA ROCHE AVE
 SAVANNAH GA 31404
 UNITED STATES US

SHIP DATE 10AUG22
 ACTWT 5.00 LB MAN
 CAD 0801261/CAFE3814
 BILL SENDER

5712/7389/4326

TestAmerica
 RT 98
 THE LEADER
 10 30
 1841
 08 11
 SHIPPING

Part # 159469-434 MTW EXP 01/23



680-219194 Waybill

TestAmerica

THE LEADER IN ENVIRONMENTAL TESTING

Part # 159469-434 MTW EXP 01/23

ORIGIN ID:SAVA (912) 354-7858
SHIPPING
EUROFINS/TESTAMERICA
5102 LA ROUCHE AVE
SAVANNAH, GA 31404
UNITED STATES US

SHIP DATE: 08AUG22
ACTWGT: 5.00 LB MAN
CAD: 0801261/CAFE3614


BILL SENDER

TO SHIPPING/RECEIVING
EUROFINS ENVIRONMENT TESTING NORTHE
301 ALPHA DRIVE
RIDC PARK
PITTSBURGH PA 15238

(412) 963-7058
PO: YES

REF: S680-138195

02/P/185/F/CLLS



FedEx
Express



AN L0322020232

680-219328 Waybill



0A
HT
38
IT

TRK# 1328 9416 1400
0201


TUE -
PRIOR

XN AGCA

Uncorrected temp 3.3 °C
Thermometer ID 8

CF -0.7 Initials [Signature]

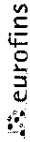
PT-WI-SR-001 effective 11/8/18



Eurofins Savannah

5102 LaRoche Avenue
Savannah, GA 31404
Phone: 912-354-7858 Fax: 912-352-0165

Chain of Custody Record



Environment Testing
America

Client Information (Sub Contract Lab)

Client Contact: **Shipping/Receiving**
 Company: Eurofins Environment Testing Northeast, State Georgia
 Address: 301 Alpha Drive RIDC Park, Pittsburg PA, 15238
 Phone: 412-963-7058 (Tel) 412-963-2468 (Fax)
 Email:
 Project Name: Plant McIntosh Landfill 4
 Site:
 Due Date Requested: 8/16/2022
 TAT Requested (days):
 PO #:
 WO #:
 Project #: 68027746
 SOW#:
 Lab Pkt: Fuller David
 E-Mail: David.Fuller@et.eurofins.com
 Accreditations Required (See note): State Georgia

680-219194-1
 Preservation Codes:
 A HCL M Hexane
 B NaOH N None
 C Zn Acetate O AsNaO2
 D Nitric Acid P Na2O4S
 E NaHSD4 Q Na2SO3
 F MeOH R Na2S2O3
 G Amchlor S H2SO4
 H Ascorbic Acid T TSP Dodecahydrate
 I Ice U Acetone
 J DI Water V MCAA
 K EDTA W pH 4-5
 L EDA Y Trizma
 Other: Z other (specify)

Sample Identification	Client ID (Lab ID)	Sample Date	Sample Time	Sample Type (C=Comp, G=grab)	Matrix (N=Neut, S=Acid, O=Other)	Field Filtered Sample (Yes or No)	Perform MS/MSD (Yes or No)	60208/3005A Custom 9 (App III and State 8)	Total Number of Containers	Special Instructions/Note:
GWA-2 (680-219194-1)		8/2/22	10:24 Eastern	Water	Water	X	X	X	1	
GWA-3 (680-219194-2)		8/2/22	10:53 Eastern	Water	Water	X	X	X	1	
GWA-13 (680-219194-3)		8/2/22	12:10 Eastern	Water	Water	X	X	X	1	
GWA-14 (680-219194-4)		8/2/22	11:30 Eastern	Water	Water	X	X	X	1	
GWA-16 (680-219194-5)		8/2/22	13:18 Eastern	Water	Water	X	X	X	1	
GWC-5 (680-219194-6)		8/2/22	16:07 Eastern	Water	Water	X	X	X	1	
GWC-15 (680-219194-7)		8/2/22	16:52 Eastern	Water	Water	X	X	X	1	
GWC-17 (680-219194-8)		8/2/22	14:37 Eastern	Water	Water	X	X	X	1	
GWC-18 (680-219194-9)		8/2/22	15:42 Eastern	Water	Water	X	X	X	1	

Possible Hazard Identification
 Unconfirmed Deliverable Requested: I II III IV Other (specify) Primary Deliverable Rank: 2
 Sample Disposal (A fee may be assessed if samples are retained longer than 1 month)
 Return To Client Disposal By Lab Archive For Months

Empty Kit Relinquished by	Date:	Time:	Method of Shipment:
Relinquished by: <i>[Signature]</i>	8/10/22	10:00	Company
Relinquished by:			Company
Relinquished by:			Company
Custody Seals Intact: <input type="checkbox"/> Yes <input type="checkbox"/> No	Custody Seal No.		

Chain of Custody Record



Client Information (Sub Contract Lab)		Lab PM: Fuller David	Carrier Tracking No(s): 680-704291.2
Client Contact: Shipping/Receiving		E-Mail: David.Fuller@et.eurofins.com	State of Origin: Georgia
Company: Eurofins Environment Testing Northeast		Accreditations Required (See note): State Georgia	
Address: 301 Alpha Drive, RIDC Park, Pittsburgh PA, 15238		Due Date Requested: 8/16/2022	
Phone: 412-963-7058(Tel) 412-963-2468(Fax)		TAT Requested (days):	
Email:		PO #:	
Project Name: Plant McIntosh Landfill 4		WO #:	
Site:		Project #: 68027746	
		SSOW#:	

Sample Identification	Client ID (Lab ID)	Sample Date	Sample Time	Sample Type (C=comp, G=grab)	Matrix (Water, Solid, On-water)	Field Filtered Sample (Yes or No)	Perform MS/MSD (Yes or No)	6020B/3005A Custom 9 (App III and State 8)	Total Number of Containers	Special Instructions/Note.
GWC-11 (680-219194-10)		8/2/22	14:00 Eastern	Water	Water	X	X	X	1	
FD-03 (680-219194-11)		8/2/22	Eastern	Water	Water	X	X	X	1	
FB-05 (680-219194-12)		8/2/22	13:40 Eastern	Water	Water	X	X	X	1	
EB-07 (680-219194-13)		8/2/22	13:25 Eastern	Water	Water	X	X	X	1	

Sample Disposal (A fee may be assessed if samples are retained longer than 1 month)
 Return To Client Disposal By Lab Archive For _____ Months

Special Instructions/QC Requirements:

Primary Deliverable Rank: 2

Empty Kit Relinquished by: *[Signature]* Date: 8/10/22 10:00 Company: Company

Relinquished by: *[Signature]* Date: 8/10/22 10:00 Company: Company

Relinquished by: Date: Company: Company

Custody Seals Intact: Yes No Custody Seal No. _____

Method of Shipment: _____ Date/Time: _____ Company: _____

Received by: *[Signature]* Date/Time: 8/10/22 9:00 Company: _____

Received by: Date/Time: Company: _____

Received by: Date/Time: Company: _____

Cooler Temperature(s) °C and Other Remarks:



Eurofins Savannah

5102 LaRoche Avenue
Savannah, GA 31404
Phone 912-354-7858 Fax 912-352-0165

Chain of Custody Record

Environment Testing
America



Client Information (Sub Contract Lab) Client Contact: Shipping/Receiving Company: Eurofins Environment Testing Northeast Address: 301 Alpha Drive, RIDC Park, Pittsburgh PA, 15238 State, Zip Phone: 412-963-7058(Tel) 412-963-2468(Fax) Email:		Lab PM: Fuller, David E-Mail: David.Fuller@et.eurofins.com Accreditations Required (See note): State - Georgia	
Due Date Requested: 8/18/2022 TAT Requested (days):		Analysis Requested	
PO #: WO #: Project #: SOW#	6020B/3005A Custom - 5 (App III and State 4) Perform MS/MSD (Yes or No)		
Sample Date Sample Time Sample Type (C=comp, G=grab) Matrix (W=water, S=solid, O=wastewater, BT=Tissue, AA=Air)	Sample Date Sample Time Sample Type (C=comp, G=grab) Matrix (W=water, S=solid, O=wastewater, BT=Tissue, AA=Air)	Field Filtered Sample (Yes or No)	Total Number of Containers
Sample Identification - Client ID (Lab ID) GWC-1 (680-219328-1) GWC-4A (680-219328-2) GWC-9 (680-219328-3) GWC-10 (680-219328-4) GWC-12 (680-219328-5) GWC-19 (680-219328-6) GWC-20 (680-219328-7) GWC-21 (680-219328-8) GWC-23 (680-219328-9)	8/3/22 8/3/22 8/3/22 8/3/22 8/3/22 8/3/22 8/3/22 8/4/22	X X X X X X X X	1 1 1 1 1 1 1 1
Special Instructions/Note:			
Preservation Codes: M - Hexane N - None O - AsNaO2 P - Na2O4S Q - Na2SO3 R - Na2SO4 S - H2SO4 T - TSP Dodecahydrate U - Acetone V - MCAA W - pH 4-5 X - EDTA Y - Trizma Z - other (specify) Other:			

Possible Hazard Identification
 Unconfirmed
 Deliverable Requested I, II, III, IV, Other (specify): Primary Deliverable Rank. 2
 Empty Kit Relinquished by: [Signature]
 Relinquished by: [Signature]
 Relinquished by: [Signature]
 Relinquished by: [Signature]
 Custody Seals Intact: Yes No
 Custody Seal No: [Blank]
 Cooler Temperature(s) °C and Other Remarks: [Blank]

Sample Disposal (A fee may be assessed if samples are retained longer than 1 month)
 Return To Client Disposal By Lab Archive For _____ Months
 Special Instructions/QC Requirements: [Blank]

Method of Shipment:
 Date/Time Received by: 8/19/22 9:50
 Date/Time Received by: [Blank]
 Date/Time Received by: [Blank]
 Company: [Blank]
 Company: [Blank]
 Company: [Blank]



Chain of Custody Record

Client Information (Sub Contract Lab)		Sampler	Lab PM	Carrier Tracking No(s)	COC No
Client Contact:		Fuller, David	Fuller, David		680-703920 2
Shipping/Receiving		E-Mail	State of Origin	Page	Page 2 of 2
Company		David Fuller@et.eurofins.com	Georgia	Job #	
Address		Accreditations Required (See note)			
Eurofins Environment Testing Northeast,		State - Georgia			
301 Alpha Drive, RIDC Park,		Due Date Requested:		Preservation Codes:	
Pittsburgh		8/18/2022		A - HCL N - None O - AsNaO2 P - Na2O4S Q - Na2SO3 R - Na2S2O3 S - H2SO4 T - TSP Dodecahydrate U - Acetone V - MCAA W - pH 4-5 Y - Trizma Z - other (specify)	
State, Zip		TAT Requested (days):		M - Hexane N - None O - AsNaO2 P - Na2O4S Q - Na2SO3 R - Na2S2O3 S - H2SO4 T - TSP Dodecahydrate U - Acetone V - MCAA W - pH 4-5 Y - Trizma Z - other (specify)	
PA, 15238		6020B/3005A Custom - 5 (App III and State 4)		Other:	
Phone		Form MS/MSD (Yes or No)		Total Number of containers	
412-963-7058(Tel) 412-963-2488(Fax)		Field Filtered Sample (Yes or No)		Special Instructions/Note:	
Email		X			
Project Name		X			
Plant McIntosh Landfill 4		X			
Site		X			
SSOW#					
Project #					
68027746					
Sample Identification - Client ID (Lab ID)		Preservation Code:			
		Sample Date			
		Sample Time			
		Sample Type (C=Comp, G=grab)			
		Matrix (W=Water, S=Solid, O=Other)			
		Sample Date			
		Sample Time			
		Sample Type (C=Comp, G=grab)			
		Matrix (W=Water, S=Solid, O=Other)			
FD-04 (680-219328-10)		8/3/22		Eastern	
FB-06 (680-219328-11)		8/3/22		12 35 Eastern	
EB-08 (680-219328-12)		8/4/22		11 45 Eastern	

Note: Since laboratory accreditations are subject to change Eurofins Environment Testing Southeast, LLC places the ownership of method analyte & accreditation compliance upon subcontract laboratories. This sample shipment is forwarded under chain-of-custody. If the laboratory does not currently maintain accreditation in the State of Origin listed above for analysis/test/matrix being analyzed the samples must be shipped back to the Eurofins Environment Testing Southeast, LLC laboratory or other instructions will be provided. Any changes to accreditation status should be brought to Eurofins Environment Testing Southeast, LLC attention immediately. If all requested accreditations are current to date return the signed Chain of Custody attesting to said compliance to Eurofins Environment Testing Southeast, LLC.

Possible Hazard Identification
 Unconfirmed
 Return To Client
 Disposal By Lab
 Archive For _____ Months

Special Instructions/QC Requirements
 Primary Deliverable Rank 2

Empty Kit Relinquished by	Date	Time	Method of Shipment:
Relinquished by <i>[Signature]</i>	8/5	7:00	Company
Relinquished by			Company
Relinquished by			Company
Custody Seals Intact <input type="checkbox"/> Yes <input type="checkbox"/> No	Cooler Temperature(s) °C and Other Remarks:		

Login Sample Receipt Checklist

Client: Southern Company

Job Number: 680-219194-1

Login Number: 219194

List Source: Eurofins Savannah

List Number: 1

Creator: Bissonnette, Ian

Question	Answer	Comment
Radioactivity wasn't checked or is </= background as measured by a survey meter.	N/A	
The cooler's custody seal, if present, is intact.	True	
Sample custody seals, if present, are intact.	True	
The cooler or samples do not appear to have been compromised or tampered with.	True	
Samples were received on ice.	True	
Cooler Temperature is acceptable.	True	
Cooler Temperature is recorded.	True	
COC is present.	True	
COC is filled out in ink and legible.	True	
COC is filled out with all pertinent information.	True	
Is the Field Sampler's name present on COC?	True	
There are no discrepancies between the containers received and the COC.	True	
Samples are received within Holding Time (excluding tests with immediate HTs)	True	
Sample containers have legible labels.	True	
Containers are not broken or leaking.	True	
Sample collection date/times are provided.	True	
Appropriate sample containers are used.	True	
Sample bottles are completely filled.	True	
Sample Preservation Verified.	N/A	
There is sufficient vol. for all requested analyses, incl. any requested MS/MSDs	True	
Containers requiring zero headspace have no headspace or bubble is <6mm (1/4").	N/A	
Multiphasic samples are not present.	True	
Samples do not require splitting or compositing.	True	
Residual Chlorine Checked.	N/A	



Login Sample Receipt Checklist

Client: Southern Company

Job Number: 680-219194-1

Login Number: 219194

List Number: 2

Creator: Watson, Debbie

List Source: Eurofins Pittsburgh

List Creation: 08/11/22 01:16 PM

Question	Answer	Comment
Radioactivity wasn't checked or is \leq background as measured by a survey meter.	N/A	
The cooler's custody seal, if present, is intact.	True	
Sample custody seals, if present, are intact.	True	
The cooler or samples do not appear to have been compromised or tampered with.	True	
Samples were received on ice.	True	
Cooler Temperature is acceptable.	True	
Cooler Temperature is recorded.	True	
COC is present.	True	
COC is filled out in ink and legible.	True	
COC is filled out with all pertinent information.	True	
Is the Field Sampler's name present on COC?	N/A	
There are no discrepancies between the containers received and the COC.	True	
Samples are received within Holding Time (excluding tests with immediate HTs)	True	
Sample containers have legible labels.	True	
Containers are not broken or leaking.	True	
Sample collection date/times are provided.	True	
Appropriate sample containers are used.	True	
Sample bottles are completely filled.	True	
Sample Preservation Verified.	True	
There is sufficient vol. for all requested analyses, incl. any requested MS/MSDs	True	
Containers requiring zero headspace have no headspace or bubble is <math><6\text{mm}</math> (1/4").	True	
Multiphasic samples are not present.	True	
Samples do not require splitting or compositing.	True	
Residual Chlorine Checked.	N/A	

Login Sample Receipt Checklist

Client: Southern Company

Job Number: 680-219194-1

Login Number: 219328

List Source: Eurofins Savannah

List Number: 1

Creator: Padayao, Abigail

Question	Answer	Comment
Radioactivity wasn't checked or is \leq background as measured by a survey meter.	N/A	
The cooler's custody seal, if present, is intact.	True	
Sample custody seals, if present, are intact.	True	
The cooler or samples do not appear to have been compromised or tampered with.	True	
Samples were received on ice.	True	
Cooler Temperature is acceptable.	True	
Cooler Temperature is recorded.	True	
COC is present.	True	
COC is filled out in ink and legible.	True	
COC is filled out with all pertinent information.	True	
Is the Field Sampler's name present on COC?	True	
There are no discrepancies between the containers received and the COC.	True	
Samples are received within Holding Time (excluding tests with immediate HTs)	True	
Sample containers have legible labels.	True	
Containers are not broken or leaking.	True	
Sample collection date/times are provided.	True	
Appropriate sample containers are used.	True	
Sample bottles are completely filled.	True	
Sample Preservation Verified.	True	
There is sufficient vol. for all requested analyses, incl. any requested MS/MSDs	True	
Containers requiring zero headspace have no headspace or bubble is <math><6\text{mm}</math> (1/4").	True	
Multiphasic samples are not present.	True	
Samples do not require splitting or compositing.	True	
Residual Chlorine Checked.	N/A	

Login Sample Receipt Checklist

Client: Southern Company

Job Number: 680-219194-1

Login Number: 219328

List Number: 2

Creator: Watson, Debbie

List Source: Eurofins Pittsburgh

List Creation: 08/09/22 07:08 PM

Question	Answer	Comment
Radioactivity wasn't checked or is \leq background as measured by a survey meter.	True	
The cooler's custody seal, if present, is intact.	N/A	
Sample custody seals, if present, are intact.	True	
The cooler or samples do not appear to have been compromised or tampered with.	True	
Samples were received on ice.	True	
Cooler Temperature is acceptable.	True	
Cooler Temperature is recorded.	True	
COC is present.	True	
COC is filled out in ink and legible.	True	
COC is filled out with all pertinent information.	True	
Is the Field Sampler's name present on COC?	N/A	
There are no discrepancies between the containers received and the COC.	True	
Samples are received within Holding Time (excluding tests with immediate HTs)	True	
Sample containers have legible labels.	True	
Containers are not broken or leaking.	True	
Sample collection date/times are provided.	True	
Appropriate sample containers are used.	True	
Sample bottles are completely filled.	True	
Sample Preservation Verified.	True	
There is sufficient vol. for all requested analyses, incl. any requested MS/MSDs	True	
Containers requiring zero headspace have no headspace or bubble is <math><6\text{mm}</math> (1/4").	True	
Multiphasic samples are not present.	True	
Samples do not require splitting or compositing.	True	
Residual Chlorine Checked.	N/A	



LEVEL 2A LABORATORY DATA VALIDATIONS

McIntosh Landfill No. 4

Annual Event

August 2022

Georgia Power Company – McIntosh Landfill 4

Quality Control Review of Analytical Data – August 2022

This narrative presents results of the Quality Control (QC) data review performed on analytical data submitted by Eurofins Environment Testing America, Pittsburgh and Savannah for groundwater samples collected at McIntosh Landfill 4 (LF4) between August 2, 2022 and August 4, 2022. The chemical data were reviewed to identify quality issues which could affect the use of the data for decision-making purposes.

Information regarding the primary sample locations, analytical parameters, QC samples, sampling dates, and laboratory sample delivery group (SDG) designations is summarized in Table 1 of this Appendix. Work order 680-219194-1 was revised for the lab to correct errant data following reanalysis and to add missing QC information.

In accordance with groundwater monitoring and corrective action procedures discussed in Title 40 Code of Federal Regulations (CFR), Subpart D – Standards for the Disposal of Coal Combustion Residuals in Landfills and Surface Impoundments, the samples were analyzed for detection monitoring constituents listed in 40 CFR, Part 257, Appendix III and assessment monitoring constituents listed in 40 CFR, Part 257, Appendix IV. Test methods included Inductively Coupled Plasma – Mass Spectrometry (USEPA Method 6020B), Determination of Inorganic Anions (USEPA Method 300.0), and Solids in Water (Standard Methods 2540C).

Data were reviewed in accordance with the USEPA Region IV Data Validation Standard Operating Procedures for Contract Laboratory Program Inorganic Data by Inductively Coupled Plasma – Atomic Emission Spectroscopy and Inductively Coupled Plasma – Mass Spectroscopy (September 2011, Rev. 2.0)¹ and the National Functional Guidelines for Inorganic Superfund Methods Data Review (January 2017)². The review included an assessment of the results for completeness, precision (laboratory duplicate recoveries and matrix spike/matrix spike duplicate recoveries), accuracy (laboratory control samples and matrix spike samples), and blank contamination (field, equipment, and laboratory blanks). Sample receipt conditions, holding times, and chains of custody were reviewed. Where there was a discrepancy between the QC criteria in the guidelines and the QC criterion established in the analytical methodology, method-specific criteria or professional judgment were used.

DATA QUALITY OBJECTIVES

- Laboratory Precision:** Laboratory goals for precision were met.
- Field Precision:** Field goals for precision were met, except for zinc on GWA-14 (680-219194-4) and vanadium on GWC-9 (680-219328-3) as described in the qualifications section below.
- Accuracy:** Laboratory goals for accuracy were met.
- Detection Limits:** Project goals for detection limits were met.
- Completeness:** There were no rejected analytical results for this event, resulting in a completion of 100%.
- Holding Times:** Holding time requirements were met.

QUALIFICATIONS

In general, chemical results for the samples collected at the site were qualified on the basis of low precision or low accuracy or on the basis of professional judgment. The following definitions provide brief explanations of the qualifiers which may have been assigned to data by the laboratory during the validation process:

- J:** The analyte was positively identified above the method detection limit; however, the associated numerical value is the approximate concentration of the analyte in the sample.
- ND:** The analyte was not detected above the method detection limit.

The data generated as part of this sampling event met the QC criteria established in the respective analytical methods and data validation guidelines except as specified below. The applied qualifications may not have been required for all samples collected at the site. A summary of sample qualifications can be found in Table 2 of this Appendix.

- Samples GWA-14 (680-219194-4) and FD-03 (680-219194-11) were qualified as estimated (J) for zinc as the relative percent difference (RPD) exceeded QC criteria (23.2%, above the limit of 20).
- Samples GWC-9 (680-219328-3) and FD-04 (680-219328-10) were qualified as estimated (J) for vanadium as the RPD exceeded QC criteria (37.0%, above the limit of 20).

- Certain antimony results on work order 680-219328-1 were qualified as non-detect (ND) due to the analyte being detected at a similar concentration in an associated blank sample. As shown in Table 2, when the original sample result was below the reporting limit (RL), the new method detection limit (MDL) was raised to the sample result as part of the qualification process.

Atlantic Coast Consulting, Inc. reviewed the laboratory data from McIntosh LF4 sampled between August 2, 2022 and August 4, 2022 in accordance with the analytical methods, the laboratory-specified QC criteria, and the guidelines. As described above, the results were acceptable for project use.

REFERENCES

¹USEPA, September 2011, Region 4, Science and Ecosystem Support Division, Quality Assurance Section, MTSB, Data Validation Standard Operating Procedures for Contract Laboratory Program Inorganic Data by Inductively Coupled Plasma – Atomic Emission Spectroscopy and Inductively Coupled Plasma – Mass Spectroscopy, Revision 2.0

²USEPA, January 2017, National Office of Superfund Remediation and Technology Innovation, National Functional Guidelines for Inorganic Superfund Methods Data Review, Revision 0.0

Plant McIntosh Landfill No. 4
2022 Annual Groundwater Monitoring and Corrective Action Report

TABLE 1
Georgia Power Company – McIntosh LF4
Sample Summary Table – August 2022

SDG	Field Identification	Collection Date	Lab Identification	Matrix	QC Samples	Analyses		
						Metals (6020B)	Anions (300.0)	TDS (SM 2540C)
219194	GWA-2	8/2/2022	680-219194-1	WG		X	X	X
219194	GWA-3	8/2/2022	680-219194-2	WG		X	X	X
219194	GWA-13	8/2/2022	680-219194-3	WG		X	X	X
219194	GWA-14	8/2/2022	680-219194-4	WG		X	X	X
219194	GWA-16	8/2/2022	680-219194-5	WG		X	X	X
219194	GWC-5	8/2/2022	680-219194-6	WG		X	X	X
219194	GWC-15	8/2/2022	680-219194-7	WG		X	X	X
219194	GWC-17	8/2/2022	680-219194-8	WG		X	X	X
219194	GWC-18	8/2/2022	680-219194-9	WG		X	X	X
219194	GWC-11	8/2/2022	680-219194-10	WG		X	X	X
219194	FD-03	8/2/2022	680-219194-11	WG	FD (GWA-14)	X	X	X
219194	FB-05	8/2/2022	680-219194-12	WQ	FB	X	X	X
219194	EB-07	8/2/2022	680-219194-13	WQ	EB	X	X	X
219194	GWC-1	8/3/2022	680-219328-1	WG		X	X	X
219194	GWC-4A	8/3/2022	680-219328-2	WG		X	X	X
219194	GWC-9	8/3/2022	680-219328-3	WG		X	X	X
219194	GWC-10	8/3/2022	680-219328-4	WG		X	X	X
219194	GWC-12	8/3/2022	680-219328-5	WG		X	X	X
219194	GWC-19	8/3/2022	680-219328-6	WG		X	X	X
219194	GWC-20	8/3/2022	680-219328-7	WG		X	X	X
219194	GWC-21	8/4/2022	680-219328-8	WG		X	X	X
219194	GWC-23	8/4/2022	680-219328-9	WG		X	X	X
219194	FD-04	8/3/2022	680-219328-10	WG	FD (GWC-9)	X	X	X
219194	FB-06	8/3/2022	680-219328-11	WQ	FB	X	X	X
219194	EB-08	8/4/2022	680-219328-12	WQ	EB	X	X	X

Abbreviations:
 EB – Equipment Blank
 FB – Field Blank
 FD – Field Duplicate
 WG – Groundwater
 QC – Quality Control
 SDG – Sample Delivery Group
 TDS – Total Dissolved Solids
 WQ – Water Quality Control

Plant McIntosh Landfill No. 4
 2022 Annual Groundwater Monitoring and Corrective Action Report

TABLE 2
 Georgia Power Company – McIntosh LF4
 Qualifier Summary Table – August 2022

SDG	Field Identification	Constituent	New RL	New MDL or MDC	Qualifier	Reason
219194	GWA-14	Zinc			J	RPD exceeds field goal
219194	FD-03	Zinc			J	RPD exceeds field goal
219194	GWC-9	Vanadium			J	RPD exceeds field goal
219194	FD-04	Vanadium			J	RPD exceeds field goal
219194	GWC-1	Antimony		0.00057	ND	Blank detection
219194	FB-01	Antimony		0.00099	ND	Blank detection

Abbreviations:

MDC – Minimum Detectable Concentration
 MS/MSD – Matrix Spike / Matrix Spike Duplicate
 MDL – Method Detection Limit
 RL – Reporting Limit
 RPD – Relative Percent Difference
 SDG – Sample Delivery Group
 TDS – Total Dissolved Solids

Qualifiers:

J – Estimated Result
 ND – Non-Detect Result

Low-Flow Test Report:

Test Date / Time: 8/2/2022 9:58:09 AM

Project: Plant McIntosh LF4

Operator Name: Hunter Auld

Location Name: GWA-2 Well Diameter: 2 in Casing Type: PVC Screen Length: 10 ft Top of Screen: 18.47 ft Total Depth: 28.47 ft Initial Depth to Water: 17.52 ft	Pump Type: Peri Pump Tubing Type: Poly Pump Intake From TOC: 23.47 ft Estimated Total Volume Pumped: 1.14 liter Flow Cell Volume: 90 ml Final Flow Rate: 150 ml/min Final Draw Down: 1 in	Instrument Used: Aqua TROLL 400 Serial Number: 850751
--	--	--

Test Notes:

Sampled at 1024 on 8-2-22. Cloudy, 80s.

Low-Flow Readings:

Date Time	Elapsed Time	pH	Temperature	Specific Conductivity	RDO Concentration	Turbidity	ORP	Depth to Water	Flow
		+/- 0.1	+/- 2	+/- 5 %	+/- 10 %	+/- 5	+/- 100	+/- 0.3	
8/2/2022 9:58 AM	00:00	4.59 pH	25.41 °C	36.75 µS/cm	4.22 mg/L	1.50 NTU	73.3 mV	17.52 ft	150.00 ml/min
8/2/2022 10:03 AM	05:00	4.58 pH	24.05 °C	37.13 µS/cm	4.15 mg/L	1.48 NTU	75.0 mV	17.55 ft	150.00 ml/min
8/2/2022 10:08 AM	10:00	4.58 pH	23.71 °C	36.90 µS/cm	4.15 mg/L	5.70 NTU	78.3 mV	17.60 ft	150.00 ml/min
8/2/2022 10:13 AM	15:00	4.57 pH	23.52 °C	37.48 µS/cm	4.14 mg/L	9.30 NTU	83.4 mV	17.60 ft	150.00 ml/min
8/2/2022 10:18 AM	20:00	4.57 pH	23.48 °C	37.70 µS/cm	4.19 mg/L	5.40 NTU	89.6 mV	17.60 ft	150.00 ml/min
8/2/2022 10:23 AM	25:00	4.57 pH	23.35 °C	37.74 µS/cm	4.13 mg/L	3.95 NTU	95.6 mV	17.60 ft	150.00 ml/min

Samples

Sample ID:	Description:
------------	--------------

Low-Flow Test Report:

Test Date / Time: 8/2/2022 10:28:34 AM

Project: Plant McIntosh LF4

Operator Name: Taylor Goble

Location Name: GWA-3 Well Diameter: 2 in Casing Type: PVC Screen Length: 10 ft Top of Screen: 28.31 ft Total Depth: 38.31 ft Initial Depth to Water: 25.8 ft	Pump Type: Peri pump Tubing Type: Poly Pump Intake From TOC: 33 ft Estimated Total Volume Pumped: 2500 ml Flow Cell Volume: 90 ml Final Flow Rate: 100 ml/min Final Draw Down: 0.09 ft	Instrument Used: Aqua TROLL 400 Serial Number: 883536
---	---	--

Test Notes:

Sampled at 1053. Partly cloudy 83 degrees.

Low-Flow Readings:

Date Time	Elapsed Time	pH	Temperature	Specific Conductivity	RDO Concentration	Turbidity	ORP	Depth to Water	Flow
		+/- 0.1	+/- 0.5	+/- 5 %	+/- 10 %	+/- 10	+/- 25	+/- 0.1	
8/2/2022 10:28 AM	00:00	4.81 pH	24.06 °C	28.33 µS/cm	6.15 mg/L	4.40 NTU	192.9 mV	25.80 ft	100.00 ml/min
8/2/2022 10:33 AM	05:00	4.80 pH	23.88 °C	28.42 µS/cm	6.12 mg/L	4.41 NTU	182.9 mV	25.85 ft	100.00 ml/min
8/2/2022 10:38 AM	10:00	4.77 pH	24.16 °C	28.35 µS/cm	6.10 mg/L	4.56 NTU	183.4 mV	25.89 ft	100.00 ml/min
8/2/2022 10:43 AM	15:00	4.76 pH	24.76 °C	28.51 µS/cm	6.07 mg/L	4.30 NTU	182.7 mV	25.89 ft	100.00 ml/min
8/2/2022 10:48 AM	20:00	4.75 pH	26.05 °C	28.74 µS/cm	6.01 mg/L	4.18 NTU	183.8 mV	25.89 ft	100.00 ml/min
8/2/2022 10:53 AM	25:00	4.75 pH	27.16 °C	28.83 µS/cm	5.94 mg/L	4.04 NTU	184.2 mV	25.89 ft	100.00 ml/min

Samples

Sample ID:	Description:
------------	--------------

Low-Flow Test Report:

Test Date / Time: 8/2/2022 11:35:50 AM

Project: Plant McIntosh LF4

Operator Name: Taylor Goble

Location Name: GWA-13 Well Diameter: 2 in Casing Type: PVC Screen Length: 10 ft Top of Screen: 30.11 ft Total Depth: 40.11 ft Initial Depth to Water: 26.1 ft	Pump Type: Peri pump Tubing Type: Poly Pump Intake From TOC: 35 ft Estimated Total Volume Pumped: 10150 ml Flow Cell Volume: 90 ml Final Flow Rate: 290 ml/min Final Draw Down: 0.08 ft	Instrument Used: Aqua TROLL 400 Serial Number: 883536
--	--	--

Test Notes:

Sampled at 1210. Partly cloudy 88 degrees.

Low-Flow Readings:

Date Time	Elapsed Time	pH	Temperature	Specific Conductivity	RDO Concentration	Turbidity	ORP	Depth to Water	Flow
		+/- 0.1	+/- 0.5	+/- 5 %	+/- 10 %	+/- 10	+/- 25	+/- 0.1	
8/2/2022 11:35 AM	00:00	5.23 pH	32.58 °C	19.73 µS/cm	6.93 mg/L	16.00 NTU	175.0 mV	26.10 ft	290.00 ml/min
8/2/2022 11:40 AM	05:00	5.04 pH	23.38 °C	20.79 µS/cm	8.32 mg/L	14.60 NTU	156.8 mV	26.16 ft	290.00 ml/min
8/2/2022 11:45 AM	10:00	4.92 pH	23.45 °C	21.87 µS/cm	8.20 mg/L	11.14 NTU	154.3 mV	26.18 ft	290.00 ml/min
8/2/2022 11:50 AM	15:00	4.89 pH	23.20 °C	23.62 µS/cm	7.88 mg/L	7.68 NTU	150.4 mV	26.18 ft	290.00 ml/min
8/2/2022 11:55 AM	20:00	4.88 pH	23.47 °C	24.32 µS/cm	7.47 mg/L	6.66 NTU	149.7 mV	26.18 ft	290.00 ml/min
8/2/2022 12:00 PM	25:00	4.87 pH	24.11 °C	24.76 µS/cm	7.09 mg/L	6.15 NTU	150.9 mV	26.18 ft	290.00 ml/min
8/2/2022 12:05 PM	30:00	4.83 pH	24.42 °C	24.80 µS/cm	6.89 mg/L	5.24 NTU	153.2 mV	26.18 ft	290.00 ml/min
8/2/2022 12:10 PM	35:00	4.86 pH	24.48 °C	25.40 µS/cm	6.93 mg/L	4.70 NTU	152.6 mV	26.18 ft	290.00 ml/min

Samples

Sample ID:	Description:
------------	--------------

Low-Flow Test Report:

Test Date / Time: 8/2/2022 11:00:26 AM

Project: Plant McIntosh LF4

Operator Name: Hunter Auld

Location Name: GWA-14 Well Diameter: 2 in Casing Type: PVC Screen Length: 10 ft Top of Screen: 39.9 ft Total Depth: 49.9 ft Initial Depth to Water: 27.15 ft	Pump Type: Peri Pump Tubing Type: Poly Pump Intake From TOC: 44 ft Estimated Total Volume Pumped: 1.2 liter Flow Cell Volume: 90 ml Final Flow Rate: 150 ml/min Final Draw Down: 5.4 in	Instrument Used: Aqua TROLL 400 Serial Number: 850751
---	--	--

Test Notes:

Sampled at 1130 on 8-2-22. Partly cloudy, 80s. FD-03 collected.

Low-Flow Readings:

Date Time	Elapsed Time	pH	Temperature	Specific Conductivity	RDO Concentration	Turbidity	ORP	Depth to Water	Flow
		+/- 0.1	+/- 2	+/- 5 %	+/- 10 %	+/- 5	+/- 100	+/- 0.3	
8/2/2022 11:00 AM	00:00	5.09 pH	34.21 °C	0.00 µS/cm	6.60 mg/L	1.40 NTU	154.2 mV	27.15 ft	150.00 ml/min
8/2/2022 11:05 AM	05:00	5.02 pH	28.45 °C	26.28 µS/cm	6.09 mg/L	1.40 NTU	128.8 mV	27.50 ft	150.00 ml/min
8/2/2022 11:07 AM	07:07	5.01 pH	26.35 °C	27.00 µS/cm	6.03 mg/L	1.40 NTU	125.8 mV	27.50 ft	150.00 ml/min
8/2/2022 11:12 AM	12:07	5.01 pH	25.42 °C	27.57 µS/cm	6.09 mg/L	2.20 NTU	126.2 mV	27.60 ft	150.00 ml/min
8/2/2022 11:17 AM	17:07	5.04 pH	25.06 °C	27.49 µS/cm	6.13 mg/L	2.40 NTU	120.6 mV	27.60 ft	150.00 ml/min
8/2/2022 11:22 AM	22:07	5.04 pH	24.80 °C	27.45 µS/cm	6.09 mg/L	1.80 NTU	123.5 mV	27.60 ft	150.00 ml/min
8/2/2022 11:27 AM	27:07	5.05 pH	24.65 °C	27.49 µS/cm	6.15 mg/L	1.60 NTU	125.8 mV	27.60 ft	150.00 ml/min

Samples

Sample ID:	Description:
------------	--------------

Low-Flow Test Report:

Test Date / Time: 8/2/2022 12:48:08 PM

Project: Plant McIntosh LF4

Operator Name: Taylor Goble

Location Name: GWA-16 Well Diameter: 2 ft Casing Type: PVC Screen Length: 10 ft Top of Screen: 30.27 ft Total Depth: 40.27 ft Initial Depth to Water: 25.31 ft	Pump Type: Peri pump Tubing Type: Poly Pump Intake From TOC: 35 ft Estimated Total Volume Pumped: 4800 ml Flow Cell Volume: 90 ml Final Flow Rate: 160 ml/min Final Draw Down: 0.54 ft	Instrument Used: Aqua TROLL 400 Serial Number: 883536
---	---	--

Test Notes:

Sampled at 1318. Partly cloudy 90 degrees. FB-05 collected.

Low-Flow Readings:

Date Time	Elapsed Time	pH	Temperature	Specific Conductivity	RDO Concentration	Turbidity	ORP	Depth to Water	Flow
		+/- 0.1	+/- 0.5	+/- 5 %	+/- 10 %	+/- 10	+/- 25	+/- 0.1	
8/2/2022 12:48 PM	00:00	5.05 pH	36.10 °C	20.89 µS/cm	5.92 mg/L	7.27 NTU	182.3 mV	25.72 ft	160.00 ml/min
8/2/2022 12:53 PM	05:00	4.96 pH	25.10 °C	25.23 µS/cm	7.12 mg/L	6.60 NTU	166.1 mV	25.77 ft	160.00 ml/min
8/2/2022 12:58 PM	10:00	4.95 pH	24.82 °C	25.23 µS/cm	7.08 mg/L	5.13 NTU	162.5 mV	25.81 ft	160.00 ml/min
8/2/2022 1:03 PM	15:00	4.95 pH	24.57 °C	25.21 µS/cm	7.40 mg/L	4.45 NTU	161.7 mV	25.83 ft	160.00 ml/min
8/2/2022 1:08 PM	20:00	4.95 pH	24.48 °C	25.18 µS/cm	7.39 mg/L	4.13 NTU	161.3 mV	25.85 ft	160.00 ml/min
8/2/2022 1:13 PM	25:00	4.94 pH	24.83 °C	24.98 µS/cm	7.25 mg/L	3.89 NTU	161.1 mV	25.85 ft	160.00 ml/min
8/2/2022 1:18 PM	30:00	4.93 pH	24.91 °C	24.97 µS/cm	7.19 mg/L	3.36 NTU	161.0 mV	25.85 ft	160.00 ml/min

Samples

Sample ID:	Description:
------------	--------------

Low-Flow Test Report:

Test Date / Time: 8/3/2022 9:55:10 AM

Project: Plant McIntosh LF4

Operator Name: Hunter Auld

Location Name: GWC-1 Well Diameter: 2 in Casing Type: PVC Screen Length: 10 ft Top of Screen: 18.29 ft Total Depth: 28.29 ft Initial Depth to Water: 15.73 ft	Pump Type: Peri pump Tubing Type: Poly Pump Intake From TOC: 23.5 ft Estimated Total Volume Pumped: 4.9 liter Flow Cell Volume: 90 ml Final Flow Rate: 175 ml/min Final Draw Down: 2 in	Instrument Used: Aqua TROLL 400 Serial Number: 850751
--	--	--

Test Notes:

Sampled at 1023 on 8-3-22. Cloudy, 80s.

Low-Flow Readings:

Date Time	Elapsed Time	pH	Temperature	Specific Conductivity	RDO Concentration	Turbidity	ORP	Depth to Water	Flow
		+/- 0.1	+/- 2	+/- 5 %	+/- 10 %	+/- 5	+/- 100	+/- 0.3	
8/3/2022 9:55 AM	00:00	5.29 pH	30.76 °C	145.15 µS/cm	6.51 mg/L	5.00 NTU	138.1 mV	15.73 ft	175.00 ml/min
8/3/2022 10:00 AM	05:00	4.82 pH	24.38 °C	45.55 µS/cm	3.12 mg/L	3.00 NTU	70.7 mV	15.90 ft	175.00 ml/min
8/3/2022 10:05 AM	10:00	4.83 pH	23.61 °C	45.87 µS/cm	3.18 mg/L	3.10 NTU	70.7 mV	15.90 ft	175.00 ml/min
8/3/2022 10:06 AM	11:39	4.83 pH	23.61 °C	45.51 µS/cm	3.13 mg/L	3.10 NTU	72.0 mV	15.90 ft	175.00 ml/min
8/3/2022 10:11 AM	16:39	4.84 pH	23.57 °C	45.29 µS/cm	3.07 mg/L	3.00 NTU	75.8 mV	15.90 ft	175.00 ml/min
8/3/2022 10:16 AM	21:39	4.83 pH	23.44 °C	44.19 µS/cm	3.05 mg/L	2.70 NTU	81.0 mV	15.90 ft	175.00 ml/min
8/3/2022 10:21 AM	26:39	4.83 pH	23.39 °C	43.28 µS/cm	3.02 mg/L	2.60 NTU	86.4 mV	15.90 ft	175.00 ml/min

Samples

Sample ID:	Description:
------------	--------------

Low-Flow Test Report:

Test Date / Time: 8/3/2022 3:52:30 PM

Project: Plant McIntosh LF4

Operator Name: Taylor Goble

Location Name: GWC-4A Well Diameter: 2 in Casing Type: PVC Screen Length: 10 ft Top of Screen: 29 ft Total Depth: 39 ft Initial Depth to Water: 26.93 ft	Pump Type: Peri pump Tubing Type: Poly Pump Intake From TOC: 34 ft Estimated Total Volume Pumped: 3900 ml Flow Cell Volume: 90 ml Final Flow Rate: 130 ml/min Final Draw Down: 0.35 ft	Instrument Used: Aqua TROLL 400 Serial Number: 883536
---	---	--

Test Notes:

Sampled at 1622. Mostly cloudy 72 degrees.

Low-Flow Readings:

Date Time	Elapsed Time	pH	Temperature	Specific Conductivity	RDO Concentration	Turbidity	ORP	Depth to Water	Flow
		+/- 0.1	+/- 0.5	+/- 5 %	+/- 10 %	+/- 10	+/- 25	+/- 0.1	
8/3/2022 3:52 PM	00:00	4.81 pH	25.23 °C	28.66 µS/cm	6.39 mg/L	2.19 NTU	191.5 mV	27.28 ft	130.00 ml/min
8/3/2022 3:57 PM	05:00	4.74 pH	22.58 °C	29.93 µS/cm	5.06 mg/L	1.90 NTU	154.0 mV	27.28 ft	130.00 ml/min
8/3/2022 4:02 PM	10:00	4.74 pH	22.38 °C	29.98 µS/cm	5.05 mg/L	1.72 NTU	148.9 mV	27.28 ft	130.00 ml/min
8/3/2022 4:07 PM	15:00	4.76 pH	22.29 °C	29.68 µS/cm	5.04 mg/L	1.55 NTU	148.0 mV	27.28 ft	130.00 ml/min
8/3/2022 4:12 PM	20:00	4.74 pH	22.28 °C	29.51 µS/cm	5.04 mg/L	1.32 NTU	148.5 mV	27.28 ft	130.00 ml/min
8/3/2022 4:17 PM	25:00	4.76 pH	22.30 °C	28.59 µS/cm	5.08 mg/L	1.45 NTU	148.8 mV	27.28 ft	130.00 ml/min
8/3/2022 4:22 PM	30:00	4.79 pH	22.17 °C	28.17 µS/cm	5.25 mg/L	1.64 NTU	150.2 mV	27.28 ft	130.00 ml/min

Samples

Sample ID:	Description:
------------	--------------

Low-Flow Test Report:

Test Date / Time: 8/2/2022 3:37:01 PM

Project: Plant McIntosh LF4

Operator Name: Taylor Goble

Location Name: GWC-5 Well Diameter: 2 in Casing Type: PVC Screen Length: 10 ft Top of Screen: 31.71 ft Total Depth: 41.71 ft Initial Depth to Water: 25.58 ft	Pump Type: Peri pump Tubing Type: Poly Pump Intake From TOC: 36 ft Estimated Total Volume Pumped: 4500 ml Flow Cell Volume: 90 ml Final Flow Rate: 150 ml/min Final Draw Down: 0.27 ft	Instrument Used: Aqua TROLL 400 Serial Number: 883536
--	---	--

Test Notes:

Sampled at 1607. Partly cloudy 94 degrees.

Low-Flow Readings:

Date Time	Elapsed Time	pH	Temperature	Specific Conductivity	RDO Concentration	Turbidity	ORP	Depth to Water	Flow
		+/- 0.1	+/- 0.5	+/- 5 %	+/- 10 %	+/- 10	+/- 25	+/- 0.1	
8/2/2022 3:37 PM	00:00	5.32 pH	30.54 °C	35.38 µS/cm	3.99 mg/L	4.44 NTU	171.5 mV	25.58 ft	150.00 ml/min
8/2/2022 3:42 PM	05:00	5.27 pH	25.18 °C	37.68 µS/cm	4.37 mg/L	3.82 NTU	167.8 mV	25.72 ft	150.00 ml/min
8/2/2022 3:47 PM	10:00	5.22 pH	25.27 °C	36.75 µS/cm	4.34 mg/L	3.55 NTU	216.4 mV	25.79 ft	150.00 ml/min
8/2/2022 3:52 PM	15:00	5.22 pH	25.41 °C	36.33 µS/cm	4.43 mg/L	3.36 NTU	163.5 mV	25.83 ft	150.00 ml/min
8/2/2022 3:57 PM	20:00	5.20 pH	25.35 °C	36.50 µS/cm	4.46 mg/L	3.27 NTU	153.7 mV	25.85 ft	150.00 ml/min
8/2/2022 4:02 PM	25:00	5.22 pH	25.23 °C	35.52 µS/cm	4.52 mg/L	3.03 NTU	147.4 mV	25.85 ft	150.00 ml/min
8/2/2022 4:07 PM	30:00	5.23 pH	25.13 °C	36.41 µS/cm	4.61 mg/L	3.14 NTU	143.2 mV	25.85 ft	150.00 ml/min

Samples

Sample ID:	Description:
------------	--------------

Low-Flow Test Report:

Test Date / Time: 8/3/2022 11:40:58 AM

Project: Plant McIntosh LF4

Operator Name: Taylor Goble

Location Name: GWC-9 Well Diameter: 2 in Casing Type: PVC Screen Length: 10 ft Top of Screen: 28.05 ft Total Depth: 38.05 ft Initial Depth to Water: 29.9 ft	Pump Type: Peri pump Tubing Type: Poly Pump Intake From TOC: 33 ft Estimated Total Volume Pumped: 15400 ml Flow Cell Volume: 90 ml Final Flow Rate: 280 ml/min Final Draw Down: 0.81 ft	Instrument Used: Aqua TROLL 400 Serial Number: 883536
---	--	--

Test Notes:

Sampled at 1235. Partly cloudy 91 degrees. FD-04 collected.

Low-Flow Readings:

Date Time	Elapsed Time	pH	Temperature	Specific Conductivity	RDO Concentration	Turbidity	ORP	Depth to Water	Flow
		+/- 0.1	+/- 0.5	+/- 5 %	+/- 10 %	+/- 10	+/- 25	+/- 0.1	
8/3/2022 11:40 AM	00:00	5.70 pH	29.48 °C	51.64 µS/cm	6.34 mg/L	9.87 NTU	128.9 mV	29.90 ft	280.00 ml/min
8/3/2022 11:45 AM	05:00	5.28 pH	23.90 °C	54.73 µS/cm	7.50 mg/L	9.20 NTU	141.6 mV	30.25 ft	280.00 ml/min
8/3/2022 11:50 AM	10:00	5.32 pH	23.97 °C	57.68 µS/cm	7.50 mg/L	8.76 NTU	138.8 mV	30.58 ft	280.00 ml/min
8/3/2022 11:55 AM	15:00	5.32 pH	23.54 °C	59.61 µS/cm	7.07 mg/L	7.11 NTU	136.4 mV	30.71 ft	280.00 ml/min
8/3/2022 12:00 PM	20:00	5.29 pH	23.84 °C	57.87 µS/cm	7.12 mg/L	5.99 NTU	135.4 mV	30.71 ft	280.00 ml/min
8/3/2022 12:05 PM	25:00	5.30 pH	23.40 °C	59.27 µS/cm	7.08 mg/L	5.08 NTU	134.3 mV	30.71 ft	280.00 ml/min
8/3/2022 12:10 PM	30:00	5.31 pH	23.29 °C	58.80 µS/cm	7.14 mg/L	4.41 NTU	133.6 mV	30.71 ft	280.00 ml/min
8/3/2022 12:15 PM	35:00	5.29 pH	23.30 °C	58.31 µS/cm	7.64 mg/L	4.10 NTU	133.2 mV	30.71 ft	280.00 ml/min
8/3/2022 12:20 PM	40:00	5.30 pH	23.34 °C	59.19 µS/cm	7.84 mg/L	3.85 NTU	132.5 mV	30.71 ft	280.00 ml/min
8/3/2022 12:25 PM	45:00	5.30 pH	23.40 °C	58.82 µS/cm	7.13 mg/L	3.75 NTU	132.1 mV	30.71 ft	280.00 ml/min
8/3/2022 12:30 PM	50:00	5.29 pH	23.20 °C	58.96 µS/cm	7.75 mg/L	3.59 NTU	131.8 mV	30.71 ft	280.00 ml/min
8/3/2022 12:35 PM	55:00	5.29 pH	23.18 °C	58.57 µS/cm	7.66 mg/L	3.54 NTU	178.5 mV	30.71 ft	280.00 ml/min

Samples

Sample ID:	Description:
------------	--------------

Low-Flow Test Report:

Test Date / Time: 8/3/2022 9:59:06 AM

Project: Plant McIntosh LF4

Operator Name: Taylor Goble

Location Name: GWC-10 Well Diameter: 2 in Casing Type: PVC Screen Length: 10 ft Top of Screen: 23.16 ft Total Depth: 33.16 ft Initial Depth to Water: 25.35 ft	Pump Type: Peri pump Tubing Type: Poly Pump Intake From TOC: 28 ft Estimated Total Volume Pumped: 16200 ml Flow Cell Volume: 90 ml Final Flow Rate: 270 ml/min Final Draw Down: 0.18 ft	Instrument Used: Aqua TROLL 400 Serial Number: 883536
---	--	--

Test Notes:

Sampled at 1059. Partly cloudy 86 degrees.

Low-Flow Readings:

Date Time	Elapsed Time	pH	Temperature	Specific Conductivity	RDO Concentration	Turbidity	ORP	Depth to Water	Flow
		+/- 0.1	+/- 0.5	+/- 5 %	+/- 10 %	+/- 10	+/- 25	+/- 0.1	
8/3/2022 9:59 AM	00:00	7.17 pH	27.20 °C	292.64 µS/cm	1.88 mg/L	3.98 NTU	146.9 mV	25.51 ft	270.00 ml/min
8/3/2022 10:04 AM	05:00	6.69 pH	22.09 °C	269.42 µS/cm	1.52 mg/L	3.45 NTU	132.7 mV	25.53 ft	270.00 ml/min
8/3/2022 10:09 AM	10:00	6.61 pH	21.74 °C	252.79 µS/cm	1.66 mg/L	3.12 NTU	92.1 mV	25.53 ft	270.00 ml/min
8/3/2022 10:14 AM	15:00	6.55 pH	21.71 °C	254.79 µS/cm	1.78 mg/L	2.80 NTU	89.2 mV	25.53 ft	270.00 ml/min
8/3/2022 10:19 AM	20:00	6.52 pH	21.74 °C	238.87 µS/cm	2.05 mg/L	2.17 NTU	112.9 mV	25.53 ft	270.00 ml/min
8/3/2022 10:24 AM	25:00	6.48 pH	21.72 °C	236.99 µS/cm	1.98 mg/L	2.22 NTU	88.4 mV	25.53 ft	270.00 ml/min
8/3/2022 10:29 AM	30:00	6.45 pH	21.78 °C	233.38 µS/cm	1.91 mg/L	2.04 NTU	86.7 mV	25.53 ft	270.00 ml/min
8/3/2022 10:34 AM	35:00	6.43 pH	21.68 °C	221.96 µS/cm	2.00 mg/L	1.93 NTU	111.2 mV	25.53 ft	270.00 ml/min
8/3/2022 10:39 AM	40:00	6.39 pH	21.86 °C	223.21 µS/cm	1.91 mg/L	1.96 NTU	88.5 mV	25.53 ft	270.00 ml/min
8/3/2022 10:44 AM	45:00	6.38 pH	21.99 °C	214.46 µS/cm	1.66 mg/L	1.76 NTU	112.4 mV	25.53 ft	270.00 ml/min
8/3/2022 10:49 AM	50:00	6.37 pH	21.73 °C	208.28 µS/cm	1.88 mg/L	1.62 NTU	114.5 mV	25.53 ft	270.00 ml/min
8/3/2022 10:54 AM	55:00	6.35 pH	21.90 °C	208.13 µS/cm	1.86 mg/L	1.54 NTU	89.1 mV	25.53 ft	270.00 ml/min
8/3/2022 10:59 AM	01:00:00	6.34 pH	21.98 °C	205.96 µS/cm	1.80 mg/L	1.50 NTU	113.3 mV	25.53 ft	270.00 ml/min

Samples

Low-Flow Test Report:

Test Date / Time: 8/2/2022 12:27:38 PM

Project: Plant McIntosh LF4

Operator Name: Hunter Auld

Location Name: GWC-11 Well Diameter: 2 in Casing Type: PVC Screen Length: 10 ft Top of Screen: 33.22 ft Total Depth: 43.22 ft Initial Depth to Water: 33.8 ft	Pump Type: Bladder Pump Tubing Type: Poly Pump Intake From TOC: 38.5 ft Estimated Total Volume Pumped: 22.5 liter Flow Cell Volume: 90 ml Final Flow Rate: 250 ml/min Final Draw Down: 0 in	Instrument Used: Aqua TROLL 400 Serial Number: 850751
--	--	--

Test Notes:

Sampled at 1400 on 8-2-22. Sunny, 90s.

Low-Flow Readings:

Date Time	Elapsed Time	pH	Temperature	Specific Conductivity	RDO Concentration	Turbidity	ORP	Depth to Water	Flow
		+/- 0.1	+/- 2	+/- 5 %	+/- 10 %	+/- 5	+/- 100	+/- 0.3	
8/2/2022 12:27 PM	00:00	6.22 pH	33.33 °C	142.82 µS/cm	3.52 mg/L	1.90 NTU	131.3 mV	33.80 ft	250.00 ml/min
8/2/2022 12:32 PM	05:00	7.23 pH	25.06 °C	221.88 µS/cm	0.66 mg/L	18.30 NTU	29.8 mV	33.80 ft	250.00 ml/min
8/2/2022 12:37 PM	10:00	7.47 pH	23.61 °C	225.51 µS/cm	0.44 mg/L	18.30 NTU	-1.9 mV	33.80 ft	250.00 ml/min
8/2/2022 12:42 PM	15:00	7.49 pH	23.17 °C	219.24 µS/cm	0.48 mg/L	23.80 NTU	-21.6 mV	33.80 ft	250.00 ml/min
8/2/2022 12:47 PM	20:00	7.18 pH	23.27 °C	179.63 µS/cm	1.15 mg/L	19.00 NTU	-17.7 mV	33.80 ft	250.00 ml/min
8/2/2022 12:52 PM	25:00	6.79 pH	23.43 °C	144.89 µS/cm	1.90 mg/L	16.00 NTU	-2.1 mV	33.80 ft	250.00 ml/min
8/2/2022 12:57 PM	30:00	6.69 pH	23.60 °C	140.40 µS/cm	1.94 mg/L	8.60 NTU	6.4 mV	33.80 ft	250.00 ml/min
8/2/2022 1:02 PM	35:00	6.65 pH	23.84 °C	138.33 µS/cm	1.91 mg/L	8.30 NTU	11.8 mV	33.80 ft	250.00 ml/min
8/2/2022 1:07 PM	40:00	6.63 pH	23.75 °C	136.21 µS/cm	1.91 mg/L	7.60 NTU	16.3 mV	33.80 ft	250.00 ml/min
8/2/2022 1:12 PM	45:00	6.62 pH	23.60 °C	134.55 µS/cm	1.91 mg/L	6.80 NTU	19.5 mV	33.80 ft	250.00 ml/min
8/2/2022 1:17 PM	50:00	6.59 pH	23.76 °C	133.04 µS/cm	1.89 mg/L	6.30 NTU	21.8 mV	33.80 ft	250.00 ml/min
8/2/2022 1:22 PM	55:00	6.58 pH	24.13 °C	130.29 µS/cm	1.88 mg/L	5.10 NTU	24.2 mV	33.80 ft	250.00 ml/min
8/2/2022 1:27 PM	01:00:00	6.56 pH	24.22 °C	128.36 µS/cm	1.96 mg/L	3.80 NTU	26.1 mV	33.80 ft	250.00 ml/min
8/2/2022 1:32 PM	01:05:00	6.53 pH	24.33 °C	123.13 µS/cm	2.07 mg/L	3.70 NTU	28.5 mV	33.80 ft	250.00 ml/min
8/2/2022 1:37 PM	01:10:00	6.50 pH	24.06 °C	119.89 µS/cm	2.18 mg/L	3.20 NTU	31.2 mV	33.80 ft	250.00 ml/min

8/2/2022 1:42 PM	01:15:00	6.48 pH	23.84 °C	116.44 µS/cm	2.27 mg/L	2.60 NTU	34.3 mV	33.80 ft	250.00 ml/min
8/2/2022 1:47 PM	01:20:00	6.45 pH	24.24 °C	113.03 µS/cm	2.36 mg/L	2.90 NTU	36.4 mV	33.80 ft	250.00 ml/min
8/2/2022 1:52 PM	01:25:00	6.43 pH	24.46 °C	110.27 µS/cm	2.46 mg/L	2.20 NTU	38.6 mV	33.80 ft	250.00 ml/min
8/2/2022 1:57 PM	01:30:00	6.40 pH	24.34 °C	108.33 µS/cm	2.55 mg/L	2.30 NTU	41.2 mV	33.80 ft	250.00 ml/min

Samples

Sample ID:	Description:
------------	--------------

Low-Flow Test Report:

Test Date / Time: 8/3/2022 10:44:39 AM

Project: Plant McIntosh LF4

Operator Name: Hunter Auld

Location Name: GWC-12 Well Diameter: 2 in Casing Type: PVC Screen Length: 10 ft Top of Screen: 31.1 ft Total Depth: 41.1 ft Initial Depth to Water: 28.03 ft	Pump Type: Peri pump Tubing Type: Poly Pump Intake From TOC: 36.5 ft Estimated Total Volume Pumped: 4.7 liter Flow Cell Volume: 90 ml Final Flow Rate: 175 ml/min Final Draw Down: 2 in	Instrument Used: Aqua TROLL 400 Serial Number: 850751
---	--	--

Test Notes:

Sampled at 1111 on 8-3-22. Partly cloudy, 80s.

Low-Flow Readings:

Date Time	Elapsed Time	pH	Temperature	Specific Conductivity	RDO Concentration	Turbidity	ORP	Depth to Water	Flow
		+/- 0.1	+/- 2	+/- 5 %	+/- 10 %	+/- 5	+/- 100	+/- 0.3	
8/3/2022 10:44 AM	00:00	5.27 pH	28.64 °C	0.10 µS/cm	7.20 mg/L	5.00 NTU	77.2 mV	28.03 ft	175.00 ml/min
8/3/2022 10:49 AM	05:00	4.98 pH	24.97 °C	24.62 µS/cm	5.38 mg/L	0.81 NTU	106.3 mV	28.10 ft	175.00 ml/min
8/3/2022 10:54 AM	10:00	4.98 pH	23.79 °C	25.10 µS/cm	5.46 mg/L	1.00 NTU	110.9 mV	28.15 ft	175.00 ml/min
8/3/2022 10:59 AM	15:00	4.98 pH	23.70 °C	25.12 µS/cm	5.60 mg/L	0.70 NTU	115.9 mV	28.20 ft	175.00 ml/min
8/3/2022 11:04 AM	20:00	4.99 pH	23.77 °C	25.11 µS/cm	5.36 mg/L	1.00 NTU	120.5 mV	28.20 ft	175.00 ml/min
8/3/2022 11:09 AM	25:00	4.98 pH	23.70 °C	25.02 µS/cm	5.38 mg/L	0.90 NTU	125.2 mV	28.20 ft	175.00 ml/min

Samples

Sample ID:	Description:
------------	--------------

Low-Flow Test Report:

Test Date / Time: 8/2/2022 4:24:51 PM

Project: Plant McIntosh LF4

Operator Name: Hunter Auld

Location Name: GWC-15 Well Diameter: 2 in Casing Type: PVC Screen Length: 10 ft Top of Screen: 30.3 ft Total Depth: 40.3 ft Initial Depth to Water: 23.42 ft	Pump Type: Peri pump Tubing Type: Poly Pump Intake From TOC: 35.3 ft Estimated Total Volume Pumped: 4.3 liter Flow Cell Volume: 90 ml Final Flow Rate: 160 ml/min Final Draw Down: 3.4 in	Instrument Used: Aqua TROLL 400 Serial Number: 850751
---	--	--

Test Notes:

Sampled at 1652 on 8-2-22. Sunny, 90s.

Low-Flow Readings:

Date Time	Elapsed Time	pH	Temperature	Specific Conductivity	RDO Concentration	Turbidity	ORP	Depth to Water	Flow
		+/- 0.1	+/- 2	+/- 5 %	+/- 10 %	+/- 5	+/- 100	+/- 0.3	
8/2/2022 4:24 PM	00:00	5.58 pH	35.50 °C	24.88 µS/cm	6.25 mg/L	5.00 NTU	133.0 mV	23.42 ft	160.00 ml/min
8/2/2022 4:29 PM	05:00	4.95 pH	27.87 °C	25.32 µS/cm	5.73 mg/L	5.70 NTU	183.1 mV	23.60 ft	160.00 ml/min
8/2/2022 4:34 PM	10:00	4.92 pH	26.88 °C	25.39 µS/cm	5.73 mg/L	4.50 NTU	196.8 mV	23.60 ft	160.00 ml/min
8/2/2022 4:39 PM	15:00	4.91 pH	26.42 °C	25.44 µS/cm	5.88 mg/L	4.00 NTU	200.1 mV	23.60 ft	160.00 ml/min
8/2/2022 4:44 PM	20:00	4.91 pH	26.10 °C	25.44 µS/cm	5.85 mg/L	2.30 NTU	199.7 mV	23.70 ft	160.00 ml/min
8/2/2022 4:49 PM	25:00	4.90 pH	26.52 °C	25.50 µS/cm	5.81 mg/L	1.40 NTU	198.4 mV	23.70 ft	160.00 ml/min

Samples

Sample ID:	Description:
------------	--------------

Low-Flow Test Report:

Test Date / Time: 8/2/2022 2:07:14 PM

Project: Plant McIntosh LF4

Operator Name: Taylor Goble

Location Name: GWC-17 Well Diameter: 2 ft Casing Type: PVC Screen Length: 10 ft Top of Screen: 30.05 ft Total Depth: 40.05 ft Initial Depth to Water: 28.06 ft	Pump Type: Peri pump Tubing Type: Poly Pump Intake From TOC: 35 ft Estimated Total Volume Pumped: 4500 ml Flow Cell Volume: 90 ml Final Flow Rate: 150 ml/min Final Draw Down: 0.54 ft	Instrument Used: Aqua TROLL 400 Serial Number: 883536
---	---	--

Test Notes:

Sampled at 1437. Partly cloudy 91 degrees.

Low-Flow Readings:

Date Time	Elapsed Time	pH	Temperature	Specific Conductivity	RDO Concentration	Turbidity	ORP	Depth to Water	Flow
		+/- 0.1	+/- 0.5	+/- 5 %	+/- 10 %	+/- 10	+/- 25	+/- 0.1	
8/2/2022 2:07 PM	00:00	5.29 pH	37.11 °C	29.12 µS/cm	4.90 mg/L	3.12 NTU	171.5 mV	28.40 ft	150.00 ml/min
8/2/2022 2:12 PM	05:00	5.26 pH	24.15 °C	35.80 µS/cm	6.78 mg/L	2.46 NTU	161.8 mV	28.47 ft	150.00 ml/min
8/2/2022 2:17 PM	10:00	5.21 pH	23.65 °C	34.69 µS/cm	7.17 mg/L	3.11 NTU	153.0 mV	28.54 ft	150.00 ml/min
8/2/2022 2:22 PM	15:00	5.20 pH	23.20 °C	34.79 µS/cm	7.16 mg/L	3.50 NTU	196.6 mV	28.60 ft	150.00 ml/min
8/2/2022 2:27 PM	20:00	5.19 pH	23.18 °C	34.67 µS/cm	7.05 mg/L	3.77 NTU	149.0 mV	28.60 ft	150.00 ml/min
8/2/2022 2:32 PM	25:00	5.18 pH	23.33 °C	34.50 µS/cm	6.71 mg/L	4.04 NTU	142.4 mV	28.60 ft	150.00 ml/min
8/2/2022 2:37 PM	30:00	5.18 pH	23.20 °C	34.20 µS/cm	7.00 mg/L	4.22 NTU	143.0 mV	28.60 ft	150.00 ml/min

Samples

Sample ID:	Description:
------------	--------------

Low-Flow Test Report:

Test Date / Time: 8/2/2022 2:40:09 PM

Project: Plant McIntosh LF4

Operator Name: Hunter Auld

Location Name: GWC-18 Well Diameter: 2 in Casing Type: PVC Screen Length: 10 ft Top of Screen: 32.2 ft Total Depth: 42.2 ft Initial Depth to Water: 36.12 ft	Pump Type: Portable bladder pump Tubing Type: Poly Pump Intake From TOC: 39 ft Estimated Total Volume Pumped: 16.1 liter Flow Cell Volume: 90 ml Final Flow Rate: 260 ml/min Final Draw Down: 11.8 in	Instrument Used: Aqua TROLL 400 Serial Number: 850751
---	--	--

Test Notes:

Sampled at 1542 on 8-2-22. Sunny, 90s. EB-07 here at 1525 (bladder).

Low-Flow Readings:

Date Time	Elapsed Time	pH	Temperature	Specific Conductivity	RDO Concentration	Turbidity	ORP	Depth to Water	Flow
		+/- 0.1	+/- 2	+/- 5 %	+/- 10 %	+/- 5	+/- 100	+/- 0.3	
8/2/2022 2:40 PM	00:00	6.29 pH	29.72 °C	77.67 µS/cm	5.28 mg/L		57.0 mV	36.12 ft	260.00 ml/min
8/2/2022 2:45 PM	05:00	6.26 pH	22.88 °C	77.88 µS/cm	5.78 mg/L	23.00 NTU	64.8 mV	36.30 ft	260.00 ml/min
8/2/2022 2:50 PM	10:00	6.25 pH	22.22 °C	78.76 µS/cm	5.87 mg/L	25.00 NTU	68.6 mV	36.40 ft	260.00 ml/min
8/2/2022 2:55 PM	15:00	6.24 pH	22.31 °C	81.34 µS/cm	5.53 mg/L	21.00 NTU	70.7 mV	36.50 ft	260.00 ml/min
8/2/2022 3:00 PM	20:00	6.22 pH	22.31 °C	83.95 µS/cm	5.23 mg/L	17.00 NTU	73.5 mV	36.60 ft	260.00 ml/min
8/2/2022 3:05 PM	25:00	6.21 pH	22.18 °C	87.93 µS/cm	4.97 mg/L	14.00 NTU	77.2 mV	36.60 ft	260.00 ml/min
8/2/2022 3:10 PM	30:00	6.24 pH	22.14 °C	91.93 µS/cm	4.83 mg/L	10.00 NTU	79.1 mV	36.70 ft	260.00 ml/min
8/2/2022 3:15 PM	35:00	6.27 pH	22.23 °C	96.14 µS/cm	4.65 mg/L	9.30 NTU	80.8 mV	36.70 ft	260.00 ml/min
8/2/2022 3:20 PM	40:00	6.30 pH	22.27 °C	100.00 µS/cm	4.65 mg/L	7.10 NTU	82.3 mV	36.70 ft	260.00 ml/min
8/2/2022 3:25 PM	45:00	6.34 pH	22.05 °C	102.82 µS/cm	4.46 mg/L	6.30 NTU	83.6 mV	36.80 ft	260.00 ml/min
8/2/2022 3:30 PM	50:00	6.36 pH	22.05 °C	105.58 µS/cm	4.43 mg/L	5.90 NTU	84.9 mV	36.90 ft	260.00 ml/min
8/2/2022 3:35 PM	55:00	6.39 pH	22.04 °C	107.98 µS/cm	4.39 mg/L	5.20 NTU	85.6 mV	37.00 ft	260.00 ml/min
8/2/2022 3:40 PM	01:00:00	6.41 pH	22.07 °C	110.02 µS/cm	4.36 mg/L	4.80 NTU	86.3 mV	37.10 ft	260.00 ml/min

Samples

Low-Flow Test Report:

Test Date / Time: 8/3/2022 11:44:14 AM

Project: Plant McIntosh LF4

Operator Name: Hunter Auld

Location Name: GWC-19 Well Diameter: 2 in Casing Type: PVC Screen Length: 10 ft Top of Screen: 26.95 ft Total Depth: 36.95 ft Initial Depth to Water: 30.1 ft	Pump Type: Peri pump Tubing Type: Poly Pump Intake From TOC: 34 ft Estimated Total Volume Pumped: 14 liter Flow Cell Volume: 90 ml Final Flow Rate: 250 ml/min Final Draw Down: 0.1 in	Instrument Used: Aqua TROLL 400 Serial Number: 850751
--	---	--

Test Notes:

Sampled at 1240 on 8-3-22. Sunny 80s. FB-06 here at 1235.

Low-Flow Readings:

Date Time	Elapsed Time	pH	Temperature	Specific Conductivity	RDO Concentration	Turbidity	ORP	Depth to Water	Flow
		+/- 0.1	+/- 2	+/- 5 %	+/- 10 %	+/- 5	+/- 100	+/- 0.3	
8/3/2022 11:44 AM	00:00	5.19 pH	30.51 °C	0.00 µS/cm	7.01 mg/L	5.00 NTU	83.1 mV	30.10 ft	250.00 ml/min
8/3/2022 11:49 AM	05:00	6.02 pH	26.15 °C	102.13 µS/cm	1.32 mg/L	103.00 NTU	60.3 mV	30.20 ft	250.00 ml/min
8/3/2022 11:54 AM	10:00	5.84 pH	24.85 °C	87.23 µS/cm	2.59 mg/L	6.20 NTU	75.4 mV	30.20 ft	250.00 ml/min
8/3/2022 11:59 AM	15:00	5.78 pH	24.65 °C	82.49 µS/cm	3.17 mg/L	2.70 NTU	86.5 mV	30.20 ft	250.00 ml/min
8/3/2022 12:04 PM	20:00	5.75 pH	24.74 °C	77.83 µS/cm	3.58 mg/L	2.00 NTU	95.6 mV	30.20 ft	250.00 ml/min
8/3/2022 12:09 PM	25:00	5.69 pH	24.29 °C	72.27 µS/cm	3.77 mg/L	1.20 NTU	104.4 mV	30.20 ft	250.00 ml/min
8/3/2022 12:14 PM	30:00	5.65 pH	24.15 °C	69.47 µS/cm	3.91 mg/L	1.50 NTU	111.3 mV	30.20 ft	250.00 ml/min
8/3/2022 12:19 PM	35:00	5.63 pH	24.28 °C	68.17 µS/cm	3.93 mg/L	1.40 NTU	117.8 mV	30.20 ft	250.00 ml/min
8/3/2022 12:24 PM	40:00	5.62 pH	24.15 °C	67.56 µS/cm	3.96 mg/L	1.30 NTU	122.7 mV	30.20 ft	250.00 ml/min
8/3/2022 12:29 PM	45:00	5.62 pH	24.15 °C	68.02 µS/cm	3.94 mg/L	1.10 NTU	126.1 mV	30.20 ft	250.00 ml/min
8/3/2022 12:34 PM	50:00	5.63 pH	24.19 °C	68.28 µS/cm	4.01 mg/L	1.00 NTU	128.8 mV	30.20 ft	250.00 ml/min
8/3/2022 12:39 PM	55:00	5.62 pH	24.26 °C	67.75 µS/cm	3.97 mg/L	1.00 NTU	130.8 mV	30.20 ft	250.00 ml/min

Samples

Sample ID:	Description:
------------	--------------

Low-Flow Test Report:

Test Date / Time: 8/3/2022 1:25:01 PM

Project: Plant McIntosh LF4

Operator Name: Taylor Goble

Location Name: GWC-20 Well Diameter: 2 in Casing Type: PVC Screen Length: 10 ft Top of Screen: 20.13 ft Total Depth: 30.13 ft Initial Depth to Water: 23.51 ft	Pump Type: Peri pump Tubing Type: Poly Pump Intake From TOC: 25 ft Estimated Total Volume Pumped: 12150 ml Flow Cell Volume: 90 ml Final Flow Rate: 270 ml/min Final Draw Down: 0.1 ft	Instrument Used: Aqua TROLL 400 Serial Number: 883536
---	---	--

Test Notes:

Sampled at 1410. Mostly cloudy 88 degrees.

Low-Flow Readings:

Date Time	Elapsed Time	pH	Temperature	Specific Conductivity	RDO Concentration	Turbidity	ORP	Depth to Water	Flow
		+/- 0.1	+/- 0.5	+/- 5 %	+/- 10 %	+/- 10	+/- 25	+/- 0.1	
8/3/2022 1:25 PM	00:00	4.97 pH	27.19 °C	38.03 µS/cm	4.15 mg/L	7.78 NTU	159.1 mV	23.61 ft	270.00 ml/min
8/3/2022 1:30 PM	05:00	4.98 pH	22.11 °C	41.75 µS/cm	4.66 mg/L	5.11 NTU	136.4 mV	23.61 ft	270.00 ml/min
8/3/2022 1:35 PM	10:00	4.99 pH	21.96 °C	40.92 µS/cm	4.54 mg/L	5.78 NTU	131.8 mV	23.61 ft	270.00 ml/min
8/3/2022 1:40 PM	15:00	4.99 pH	21.90 °C	40.22 µS/cm	4.47 mg/L	4.56 NTU	128.2 mV	23.61 ft	270.00 ml/min
8/3/2022 1:45 PM	20:00	5.00 pH	22.17 °C	40.25 µS/cm	4.37 mg/L	4.44 NTU	126.9 mV	23.61 ft	270.00 ml/min
8/3/2022 1:50 PM	25:00	4.99 pH	21.93 °C	40.46 µS/cm	4.33 mg/L	3.21 NTU	127.2 mV	23.61 ft	270.00 ml/min
8/3/2022 1:55 PM	30:00	4.99 pH	21.84 °C	40.62 µS/cm	4.34 mg/L	2.95 NTU	129.6 mV	23.61 ft	270.00 ml/min
8/3/2022 2:00 PM	35:00	4.95 pH	21.61 °C	40.28 µS/cm	4.34 mg/L	2.27 NTU	130.8 mV	23.61 ft	270.00 ml/min
8/3/2022 2:05 PM	40:00	4.94 pH	21.48 °C	40.73 µS/cm	4.21 mg/L	2.77 NTU	128.7 mV	23.61 ft	270.00 ml/min
8/3/2022 2:10 PM	45:00	4.98 pH	21.41 °C	40.44 µS/cm	4.32 mg/L	2.50 NTU	127.6 mV	23.61 ft	270.00 ml/min

Samples

Sample ID:	Description:
------------	--------------

Low-Flow Test Report:

Test Date / Time: 8/4/2022 9:15:55 AM

Project: Plant McIntosh LF4

Operator Name: Taylor Goble

Location Name: GWC-21 Well Diameter: 2 in Casing Type: PVC Screen Length: 10 ft Top of Screen: 17.16 ft Total Depth: 27.16 ft Initial Depth to Water: 21.65 ft	Pump Type: Peri pump Tubing Type: Poly Pump Intake From TOC: 22 ft Estimated Total Volume Pumped: 9900 ml Flow Cell Volume: 90 ml Final Flow Rate: 220 ml/min Final Draw Down: 0.43 ft	Instrument Used: Aqua TROLL 400 Serial Number: 883536
---	---	--

Test Notes:

Sampled at 1001. Partly cloudy 81 degrees.

Low-Flow Readings:

Date Time	Elapsed Time	pH	Temperature	Specific Conductivity	RDO Concentration	Turbidity	ORP	Depth to Water	Flow
		+/- 0.1	+/- 0.5	+/- 5 %	+/- 10 %	+/- 10	+/- 25	+/- 0.1	
8/4/2022 9:15 AM	00:00	4.93 pH	23.11 °C	41.71 µS/cm	4.32 mg/L	60.30 NTU	168.0 mV	22.08 ft	220.00 ml/min
8/4/2022 9:20 AM	05:00	4.84 pH	21.85 °C	41.61 µS/cm	3.99 mg/L	48.80 NTU	148.3 mV	22.08 ft	220.00 ml/min
8/4/2022 9:25 AM	10:00	4.83 pH	21.83 °C	41.60 µS/cm	3.97 mg/L	42.20 NTU	144.9 mV	22.08 ft	220.00 ml/min
8/4/2022 9:30 AM	15:00	4.84 pH	21.97 °C	41.07 µS/cm	3.83 mg/L	22.70 NTU	144.7 mV	22.08 ft	220.00 ml/min
8/4/2022 9:35 AM	20:00	4.82 pH	22.08 °C	41.25 µS/cm	3.60 mg/L	10.00 NTU	142.8 mV	22.08 ft	220.00 ml/min
8/4/2022 9:40 AM	25:00	4.83 pH	22.10 °C	41.29 µS/cm	3.16 mg/L	8.80 NTU	140.7 mV	22.08 ft	220.00 ml/min
8/4/2022 9:45 AM	30:00	4.84 pH	22.13 °C	41.08 µS/cm	3.29 mg/L	7.42 NTU	138.6 mV	22.08 ft	220.00 ml/min
8/4/2022 9:50 AM	35:00	4.83 pH	22.26 °C	41.48 µS/cm	3.23 mg/L	5.95 NTU	136.7 mV	22.08 ft	220.00 ml/min
8/4/2022 9:55 AM	40:00	4.83 pH	22.35 °C	41.10 µS/cm	3.30 mg/L	4.72 NTU	139.4 mV	22.08 ft	220.00 ml/min
8/4/2022 10:00 AM	45:00	4.83 pH	22.46 °C	41.06 µS/cm	3.39 mg/L	4.33 NTU	132.8 mV	22.08 ft	220.00 ml/min

Samples

Sample ID:	Description:
------------	--------------

Low-Flow Test Report:

Test Date / Time: 8/4/2022 10:37:19 AM

Project: Plant McIntosh LF4

Operator Name: Taylor Goble

Location Name: GWC-23 Well Diameter: 2 in Casing Type: PVC Screen Length: 10 ft Top of Screen: 23.7 ft Total Depth: 33.7 ft Initial Depth to Water: 29.51 ft	Pump Type: Peri pump Tubing Type: Poly Pump Intake From TOC: 30 ft Estimated Total Volume Pumped: 7875 ml Flow Cell Volume: 90 ml Final Flow Rate: 175 ml/min Final Draw Down: 0.81 ft	Instrument Used: Aqua TROLL 400 Serial Number: 883536
---	---	--

Test Notes:

Sampled at 1122. Mostly cloudy 86 degrees.

Low-Flow Readings:

Date Time	Elapsed Time	pH	Temperature	Specific Conductivity	RDO Concentration	Turbidity	ORP	Depth to Water	Flow
		+/- 0.1	+/- 0.5	+/- 5 %	+/- 10 %	+/- 10	+/- 25	+/- 0.1	
8/4/2022 10:37 AM	00:00	5.10 pH	27.38 °C	36.20 µS/cm	4.42 mg/L	6.26 NTU	159.9 mV	29.88 ft	175.00 ml/min
8/4/2022 10:42 AM	05:00	5.07 pH	26.93 °C	37.36 µS/cm	5.11 mg/L	5.13 NTU	142.5 mV	30.02 ft	175.00 ml/min
8/4/2022 10:47 AM	10:00	5.07 pH	26.69 °C	36.36 µS/cm	5.69 mg/L	4.45 NTU	139.9 mV	30.18 ft	175.00 ml/min
8/4/2022 10:52 AM	15:00	5.14 pH	27.07 °C	37.70 µS/cm	5.66 mg/L	4.14 NTU	170.4 mV	30.25 ft	175.00 ml/min
8/4/2022 10:57 AM	20:00	5.10 pH	26.69 °C	36.87 µS/cm	6.48 mg/L	3.89 NTU	133.6 mV	30.30 ft	175.00 ml/min
8/4/2022 11:02 AM	25:00	5.10 pH	26.41 °C	37.43 µS/cm	6.25 mg/L	3.75 NTU	129.8 mV	30.32 ft	175.00 ml/min
8/4/2022 11:07 AM	30:00	5.11 pH	26.69 °C	37.82 µS/cm	6.11 mg/L	3.22 NTU	126.0 mV	30.32 ft	175.00 ml/min
8/4/2022 11:12 AM	35:00	5.11 pH	27.25 °C	37.77 µS/cm	6.26 mg/L	3.13 NTU	123.7 mV	30.32 ft	175.00 ml/min
8/4/2022 11:17 AM	40:00	5.11 pH	26.72 °C	38.01 µS/cm	6.18 mg/L	3.35 NTU	121.3 mV	30.32 ft	175.00 ml/min
8/4/2022 11:22 AM	45:00	5.12 pH	26.51 °C	37.70 µS/cm	6.47 mg/L	3.99 NTU	158.9 mV	30.32 ft	175.00 ml/min

Samples

Sample ID:	Description:
------------	--------------



Daily Instrument Calibration Log

SITE: Plant McIntosh LF4
 TECHNICIAN: T. Gobie
 WATER LEVEL: Solinst
 WATER LEVEL S/N: 236956

INSTRUMENT S/N: 883536
 INSTRUMENT TYPE: AquaTroll
 CAL. SOLUTIONS: ID: pH 4 LOT #: 21470032 EXP. DATE: 4/23
 ID: pH 7 LOT #: 21380102 EXP. DATE: 4/23
 ID: pH 10 LOT #: 20080056 EXP. DATE: 4/23
 ID: Cond LOT #: 21470032 EXP. DATE: 4/23
 ID: ORP LOT #: 21140143 EXP. DATE: 4/23

Midday pH check
 Must be less than .10
 (6.90-7.10 range)
 Recalibrate if not within range

Calibration Date: 8-2-22
 RDO: 100% sat. = 102.76 recal = 91.41%
 PH: 4.00 = 4.02 7.00 = 7.23 10.00 = 10.48 7.0 = 7.04
 PH Recal (if needed): 4.00 = 7.00 = 10.00 = 7.0 = post recal check NA
 CONDUCTIVITY: 4490 = 4862
 ORP (mV) 228 = 215.7

Midday pH check

Calibration Date: 8-3-22
 RDO: 100% sat. = 110.77
 PH: 4.00 = 4.01 7.00 = 6.89 10.00 = 9.89 7.0 = 7.02
 PH Recal (if needed): 4.00 = 7.00 = 10.00 = 7.0 = post recal check NA
 CONDUCTIVITY: 4490 = 4631
 ORP (mV) 228 = 226.5

Midday pH check

Calibration Date: 8-4-22
 RDO: 100% sat. = 100.27
 PH: 4.00 = 4.01 7.00 = 7.02 10.00 = 9.99 7.0 = 7.05
 PH Recal (if needed): 4.00 = 7.00 = 10.00 = 7.0 = post recal check NA
 CONDUCTIVITY: 4490 = 4488
 ORP (mV) 228 = 229.1

Midday pH check

Calibration Date:
 RDO: 100% sat. =
 PH: 4.00 = 7.00 = 10.00 = 7.0 =
 PH Recal (if needed): 4.00 = 7.00 = 10.00 = 7.0 = post recal check
 CONDUCTIVITY: =
 ORP (mV) =

Midday pH check

Calibration Date:
 RDO: 100% sat. =
 PH: 4.00 = 7.00 = 10.00 = 7.0 =
 PH Recal (if needed): 4.00 = 7.00 = 10.00 = 7.0 = post recal check
 CONDUCTIVITY: =
 ORP (mV) =

Midday pH check



Daily Instrument Calibration Log

SITE: Plant McIntosh
 TECHNICIAN: T. Goble

INSTRUMENT S/N: 16040C049767
 INSTRUMENT TYPE: Hach 2100Q
 CAL. SOLUTION: 0 NTU - LOT # — EXP. DATE: New DI
10 NTU - LOT # 42122 EXP. DATE: 8/23
20 NTU - LOT # 42124 EXP. DATE: 8/23

Calibration Date: 8-2-22

Calibration Solution	Instrument Reading	
0.0	0.40	NTU
10.0	10.3	NTU
20.0	19.3	NTU

100 = 96.7
 800 = 792

Calibration Date: 8-3-22

Calibration Solution	Instrument Reading	
0.0	0.52	NTU
10.0	10.3	NTU
20.0	20.9	NTU

100 = 104
 800 = 798

Calibration Date: 8-4-22

Calibration Solution	Instrument Reading	
0.0	0.52	NTU
10.0	10.8	NTU
20.0	20.2	NTU

100 = 98.3
 800 = 804

Calibration Date:

Calibration Solution	Instrument Reading	
0.0		NTU
10.0		NTU
20.0		NTU

Calibration Date:

Calibration Solution	Instrument Reading	
0.0		NTU
10.0		NTU
20.0		NTU

Calibration Date:

Calibration Solution	Instrument Reading	
0.0		NTU
10.0		NTU
20.0		NTU



Daily Instrument Calibration Log

SITE: Plant McIntosh
 TECHNICIAN: H. Aniel
 WATER LEVEL: Solinst
 WATER LEVEL S/N: 48832

INSTRUMENT S/N: 850751
 INSTRUMENT TYPE: AquaTroll
 CAL. SOLUTIONS: ID: Antical LOT #: 21470032 EXP. DATE: 04/2023
 ID: pH7 LOT #: 21320102 EXP. DATE: 04/2023
 ID: pH10 LOT #: 20080058 EXP. DATE: 04/2023
 ID: ORP LOT #: 21140143 EXP. DATE: 04/2023
 ID: _____ LOT #: _____ EXP. DATE: _____ **Midday pH check**
 ID: _____ LOT #: _____ EXP. DATE: _____ **Must be less than .10**
 ID: _____ LOT #: _____ EXP. DATE: _____ **(6.90-7.10 range)**
 Recalibrate if not within range

Calibration Date: 8-2-22
 RDO: 100% sat. = 100.93 **Midday pH check**
 PH: 4.00 = 4.71 7.00 = 7.09 10.00 = 10.47 7.0 = 7.03
 PH Recal (if needed): 4.00 = _____ 7.00 = _____ 10.00 = _____ 7.0 = post recal check
 CONDUCTIVITY: 5286 / 4490 = 5286
 ORP (mV) 228 = 216

Calibration Date: 8-3-22
 RDO: 100% sat. = 101.85 **Midday pH check**
 PH: 4.00 = 3.99 7.00 = 7.12 10.00 = 9.98 7.0 = 7.05
 PH Recal (if needed): 4.00 = _____ 7.00 = _____ 10.00 = _____ 7.0 = post recal check
 CONDUCTIVITY: 4490 = 4578
 ORP (mV) 228 = 222

Calibration Date: _____
 RDO: 100% sat. = _____ **Midday pH check**
 PH: 4.00 = _____ 7.00 = _____ 10.00 = _____ 7.0 = _____
 PH Recal (if needed): 4.00 = _____ 7.00 = _____ 10.00 = _____ 7.0 = post recal check
 CONDUCTIVITY: _____ = _____
 ORP (mV) _____ = _____

Calibration Date: _____
 RDO: 100% sat. = _____ **Midday pH check**
 PH: 4.00 = _____ 7.00 = _____ 10.00 = _____ 7.0 = _____
 PH Recal (if needed): 4.00 = _____ 7.00 = _____ 10.00 = _____ 7.0 = post recal check
 CONDUCTIVITY: _____ = _____
 ORP (mV) _____ = _____

Calibration Date: _____
 RDO: 100% sat. = _____ **Midday pH check**
 PH: 4.00 = _____ 7.00 = _____ 10.00 = _____ 7.0 = _____
 PH Recal (if needed): 4.00 = _____ 7.00 = _____ 10.00 = _____ 7.0 = post recal check
 CONDUCTIVITY: _____ = _____
 ORP (mV) _____ = _____



Daily Instrument Calibration Log

SITE: Plant McIntosh
TECHNICIAN: H. Auld

INSTRUMENT S/N: 150406040190
INSTRUMENT TYPE: Hach 2100Q
CAL. SOLUTION: 0 NTU - LOT # NA EXP. DATE:
10 NTU - LOT # A2090 EXP. DATE: 07/23
20 NTU - LOT # A2085 EXP. DATE: 07/2023
A2085

Calibration Date: 8-2-22

Calibration Solution	Instrument Reading	
0.0	0.2	NTU
10.0	11.0	NTU
20.0	19.5	NTU

Calibration Date: 8-3-22

Calibration Solution	Instrument Reading	
0.0	0.3	NTU
10.0	10.5	NTU
20.0	19.3	NTU

Calibration Date:

Calibration Solution	Instrument Reading	
0.0		NTU
10.0		NTU
20.0		NTU

Calibration Date:

Calibration Solution	Instrument Reading	
0.0		NTU
10.0		NTU
20.0		NTU

Calibration Date:

Calibration Solution	Instrument Reading	
0.0		NTU
10.0		NTU
20.0		NTU

Calibration Date:

Calibration Solution	Instrument Reading	
0.0		NTU
10.0		NTU
20.0		NTU

**Plant McIntosh Landfill No. 4
August 2022 Well Inspection Form**



Permit No.: 051-010D(LI)

1 - <u>Location/Identification</u>		GWC-1	GWA-2	GWA-3	GWC-4A (*GWB-4A)	GWC-5 (*GWB-5)	GWC-9	GWC-10	GWC-11	GWC-12	GWA-13
a	Is the well visible and accessible?	Yes	Yes	Yes	Yes	Yes	Yes	Yes	Yes	Yes	Yes
b	Is the well properly identified with the correct well ID?	Yes	Yes	Yes	Yes	Yes	Yes	Yes	Yes	Yes	Yes
c	Does the well require protection from traffic?	No	No	No	No	No	No	No	No	No	No
d	Is the drainage around the well acceptable? (No standing water, nor is well located in obvious drainage flow path)	Yes	Yes	Yes	Yes	Yes	Yes	Yes	Yes	Yes	Yes

NOTE: * Well shown within parentheses is proposed name change as described in 2018 permit submittal; Form Derived from "Georgia EPD's Groundwater Monitoring Well Integrity Form".

**Plant McIntosh Landfill No. 4
August 2022 Well Inspection Form**



Permit No.: 051-010D(LI)

2 - Protective Outer Casing		GWC-1	GWA-2	GWA-3	GWC-4A (GWB-4A)	GWC-5 (GWB-5)	GWC-9	GWC-10	GWC-11	GWC-12	GWA-13
a	Is the protective casing free from apparent damage?	Yes	Yes	Yes	Yes	Yes	Yes	Yes	Yes	Yes	Yes
b	Is the casing free of degradation or deterioration?	Yes	Yes	Yes	Yes	Yes	Yes	Yes	Yes	Yes	Yes
c	Does the casing have a functioning weep hole?	Yes	Yes	Yes	Yes	Yes	Yes	Yes	Yes	Yes	Yes
d	Is the annular space between casings filled with pea gravel or sand?	Yes	Yes	Yes	Yes	Yes	Yes	Yes	Yes	Yes	Yes
e	Is the well locked, and is the lock in good working condition?	Yes	Yes	Yes	Yes	Yes	Yes	Yes	Yes	Yes	Yes

NOTE: Form Derived from "Georgia EPD's Groundwater Monitoring Well Integrity Form".

**Plant McIntosh Landfill No. 4
August 2022 Well Inspection Form**



Permit No.: 051-010D(LI)

3 - Surface Pad		GWC-1	GWA-2	GWA-3	GWC-4A (GWB-4A)	GWC-5 (GWB-5)	GWC-9	GWC-10	GWC-11	GWC-12	GWA-13
a	Is the well pad in good condition? (Not cracked or broken)	Yes	Yes	Yes	Yes	Yes	Yes	Yes	Yes	Yes	Yes
b	Does the well pad provide adequate surface seal and stability to the well?	Yes	Yes	Yes	Yes	Yes	Yes	Yes	Yes	Yes	Yes
c	Is the well pad in complete contact with the protective casing?	Yes	Yes	Yes	Yes	Yes	Yes	Yes	Yes	Yes	Yes
d	Is the well pad in complete contact with the ground surface? (Not undermined by erosion, animal burrows, and does not move when stepped on)	Yes	Yes	Yes	Yes	Yes	Yes	Yes	Yes	Yes	Yes
e	Is the pad surface clean? (Not covered by soil or debris)	Yes	Yes	Yes	Yes	Yes	Yes	Yes	Yes	Yes	Yes

NOTE: Form Derived from "Georgia EPD's Groundwater Monitoring Well Integrity Form".

**Plant McIntosh Landfill No. 4
August 2022 Well Inspection Form**



Permit No.: 051-010D(LI)

4 - <u>Internal Well Casing</u>		GWC-1	GWA-2	GWA-3	GWC-4A (GWB-4A)	GWC-5 (GWB-5)	GWC-9	GWC-10	GWA-13	GWC-12	GWA-13
a	Does the well cap prevent entry of foreign material into the well?	Yes	Yes	Yes	Yes	Yes	Yes	Yes	Yes	Yes	Yes
b	Is the casing free of kinks or bends, or any obstruction from foreign objects (such as bailers) ?	Yes	Yes	Yes	Yes	Yes	Yes	Yes	Yes	Yes	Yes
c	Does the well have a venting hole near the top of casing?	Yes	Yes	Yes	Yes	Yes	Yes	Yes	Yes	Yes	Yes
d	Is the survey point clearly marked on the inner casing?	Yes	Yes	Yes	Yes	Yes	Yes	Yes	Yes	Yes	Yes
e	Is the depth of the well consistent with the original well log?	Yes	Yes	Yes	Yes	Yes	Yes	Yes	Yes	Yes	Yes
f	Does the PVC casing move easily when touched or can it be taken apart by hand due to lack of grout or use of slip couplings in construction?	No	No	No	No	No	No	No	No	No	No

NOTE: Form Derived from "Georgia EPD's Groundwater Monitoring Well Integrity Form".

**Plant McIntosh Landfill No. 4
August 2022 Well Inspection Form**



Permit No.: 051-010D(LI)

5 - Sampling (Groundwater Monitoring Wells Only):

		GWC-1	GWA-2	GWA-3	GWC-4A (GWB-4A)	GWC-5 (GWB-5)	GWC-9	GWC-10	GWA-13	GWC-12	GWA-13
a	Does the well recharge adequately when purged?	Yes	Yes	Yes	Yes	Yes	Yes	Yes	Yes	Yes	Yes
b	If dedicated sampling equipment is installed, is it in good condition?	N/A	N/A	N/A	N/A	N/A	N/A	N/A	N/A	N/A	N/A
c	Does the well require redevelopment due to slow recharge or turbidity > 10 NTUs?	No	No	No	No	No	No	No	No	No	No

Note: N/A - Not Applicable

6 - Based on your professional judgment, is the well construction / location appropriate to:

		GWC-1	GWA-2	GWA-3	GWC-4A (GWB-4A)	GWC-5 (GWB-5)	GWC-9	GWC-10	GWA-13	GWC-12	GWA-13
	1) achieve the objectives of the facility Groundwater Monitoring Program, and 2) comply with the applicable regulatory requirements?	Yes	Yes	Yes	Yes	Yes	Yes	Yes	Yes	Yes	Yes

7 - Corrective actions completed and Notes:

Staff: T. Goble
Date: 8/1/2022

NOTE: Form Derived from "Georgia EPD's Groundwater Monitoring Well Integrity Form".

**Plant McIntosh Landfill No. 4
August 2022 Well Inspection Form**



Permit No.: 051-010D(LI)

1 - <u>Location/Identification</u>		GWA-14	GWC-15 (*GWB-15)	GWA-16 (*GWB-16)	GWC-17	GWC-18	GWC-19	GWC-20	GWC-21	GWC-22 (*PZ-22)	GWC-23
a	Is the well visible and accessible?	Yes	Yes	Yes	Yes	Yes	Yes	Yes	Yes	Yes	Yes
b	Is the well properly identified with the correct well ID?	Yes	Yes	Yes	Yes	Yes	Yes	Yes	Yes	Yes	Yes
c	Does the well require protection from traffic?	No	No	No	No	No	No	No	No	No	No
d	Is the drainage around the well acceptable? (No standing water, nor is well located in obvious drainage flow path)	Yes	Yes	Yes	Yes	Yes	Yes	Yes	Yes	Yes	Yes

NOTE: * Well shown within parentheses is proposed name change as described in 2018 permit submittal; Form Derived from "Georgia EPD's Groundwater Monitoring Well Integrity Form".

**Plant McIntosh Landfill No. 4
August 2022 Well Inspection Form**



Permit No.: 051-010D(LI)

2 - Protective Outer Casing		GWA-14	GWC-15 (GWB-15)	GWA-16 (GWB-16)	GWC-17	GWC-18	GWC-19	GWC-20	GWC-21	GWC-22 (PZ-22)	GWC-23
a	Is the protective casing free from apparent damage?	Yes	Yes	Yes	Yes	Yes	Yes	Yes	Yes	Yes	Yes
b	Is the casing free of degradation or deterioration?	Yes	Yes	Yes	Yes	Yes	Yes	Yes	Yes	Yes	Yes
c	Does the casing have a functioning weep hole?	Yes	Yes	Yes	Yes	Yes	Yes	Yes	Yes	Yes	Yes
d	Is the annular space between casings filled with pea gravel or sand?	Yes	Yes	Yes	Yes	Yes	Yes	Yes	Yes	Yes	Yes
e	Is the well locked, and is the lock in good working condition?	Yes	Yes	Yes	Yes	Yes	Yes	Yes	Yes	Yes	Yes

NOTE: Form Derived from "Georgia EPD's Groundwater Monitoring Well Integrity Form".

**Plant McIntosh Landfill No. 4
August 2022 Well Inspection Form**



Permit No.: 051-010D(LI)

3 - Surface Pad		GWA-14	GWC-15 (GWB-15)	GWA-16 (GWB-16)	GWC-17	GWC-18	GWC-19	GWC-20	GWC-21	GWC-22 (PZ-22)	GWC-23
a	Is the well pad in good condition? (Not cracked or broken)	Yes	Yes	Yes	Yes	Yes	Yes	Yes	Yes	Yes	Yes
b	Does the well pad provide adequate surface seal and stability to the well?	Yes	Yes	Yes	Yes	Yes	Yes	Yes	Yes	Yes	Yes
c	Is the well pad in complete contact with the protective casing?	Yes	Yes	Yes	Yes	Yes	Yes	Yes	Yes	Yes	Yes
d	Is the well pad in complete contact with the ground surface? (Not undermined by erosion, animal burrows, and does not move when stepped on)	Yes	Yes	Yes	Yes	Yes	Yes	Yes	Yes	Yes	Yes
e	Is the pad surface clean? (Not covered by soil or debris)	Yes	Yes	Yes	Yes	Yes	Yes	Yes	Yes	Yes	Yes

NOTE: Form Derived from "Georgia EPD's Groundwater Monitoring Well Integrity Form".

**Plant McIntosh Landfill No. 4
August 2022 Well Inspection Form**



Permit No.: 051-010D(LI)

4 - Internal Well Casing		GWA-14	GWC-15 (GWB-15)	GWA-16 (GWB-16)	GWC-17	GWC-18	GWC-19	GWC-20	GWC-21	GWC-22 (PZ-22)	GWC-23
a	Does the well cap prevent entry of foreign material into the well?	Yes	Yes	Yes	Yes	Yes	Yes	Yes	Yes	Yes	Yes
b	Is the casing free of kinks or bends, or any obstruction from foreign objects (such as bailers) ?	Yes	Yes	Yes	Yes	Yes	Yes	Yes	Yes	Yes	Yes
c	Does the well have a venting hole near the top of casing?	Yes	Yes	Yes	Yes	Yes	Yes	Yes	Yes	Yes	Yes
d	Is the survey point clearly marked on the inner casing?	Yes	Yes	Yes	Yes	Yes	Yes	Yes	Yes	Yes	Yes
e	Is the depth of the well consistent with the original well log?	Yes	Yes	Yes	Yes	Yes	Yes	Yes	Yes	Yes	Yes
f	Does the PVC casing move easily when touched or can it be taken apart by hand due to lack of grout or use of slip couplings in construction?	No	No	No	No	No	No	No	No	No	No

NOTE: Form Derived from "Georgia EPD's Groundwater Monitoring Well Integrity Form".

**Plant McIntosh Landfill No. 4
August 2022 Well Inspection Form**



Permit No.: 051-010D(LI)

5 - Sampling (Groundwater Monitoring Wells Only):

		GWA-14	GWC-15 (GWB-15)	GWA-16 (GWB-16)	GWC-17	GWC-18	GWC-19	GWC-20	GWC-21	GWC-22 (PZ-22)	GWC-23
a	Does the well recharge adequately when purged?	Yes	Yes	Yes	Yes	Yes	Yes	Yes	Yes	N/A	Yes
b	If dedicated sampling equipment is installed, is it in good condition?	N/A	N/A	N/A	N/A	N/A	N/A	N/A	N/A	N/A	N/A
c	Does the well require redevelopment due to slow recharge or turbidity > 10 NTUs?	No	No	No	No	No	No	No	No	N/A	No

Note: N/A - Not Applicable

6 - Based on your professional judgment, is the well construction / location appropriate to:

	GWA-14	GWC-15 (GWB-15)	GWA-16 (GWB-16)	GWC-17	GWC-18	GWC-19	GWC-20	GWC-21	GWC-22 (PZ-22)	GWC-23
1) achieve the objectives of the facility Groundwater Monitoring Program, and 2) comply with the applicable regulatory requirements?	Yes	Yes	Yes	Yes	Yes	Yes	Yes	Yes	Yes	Yes

7 - Corrective actions completed and Notes:

GWC-15 - Well casing lid hinge broken. New hinge installed.

Staff: T. Goble

Date: 8/1/2022

NOTE: Form Derived from "Georgia EPD's Groundwater Monitoring Well Integrity Form".

APPENDIX B
STATISTICAL ANALYSIS REPORTS


APPENDIX B

*Statistical Analysis Report
February 2022 Monitoring Event*

GROUNDWATER STATS CONSULTING

August 31, 2022

Southern Company Services
Attn: Ms. Lauren Coker
241 Ralph McGill Blvd NE, Bin 10160
Atlanta, Georgia 30308



Re: Plant McIntosh Landfill #4
February 2022 Background Update and Statistical Analysis

Dear Ms. Coker,

Groundwater Stats Consulting, formerly the statistical consulting division of Sanitas Technologies, is pleased to provide background update and statistical analysis of the February 2022 Semi-Annual Groundwater Detection Monitoring statistical analysis for Georgia Power Company's McIntosh Landfill #4. The analysis complies with the federal rule for the Disposal of Coal Combustion Residuals (CCR) from Electric Utilities (CCR Rule, 2015), the Georgia Environmental Protection Division (EPD) Rules for Solid Waste Management Chapter 391-3-4-.10, and follows the United States Environmental Protection Agency (USEPA) Unified Guidance (2009).

Sampling began for the CCR program in 2016, and sampling for 16 parameters in accordance with the Georgia EPD's Solid Waste Permit began for some wells in 2006. At least 8 background samples have been collected at each of the groundwater monitoring wells. Semi-annual sampling for select constituents has been performed for several years in accordance with the Georgia Department of Natural Resources, Environmental Protection Division groundwater monitoring regulations; and all available data are screened in this report.

The monitoring well network, as provided by Southern Company Services, consists of the following:

- **Upgradient:** GWA-2, GWA-3, GWA-4A, GWA-5, GWA-13, GWA-14, GWA-15, GWA-16, GWC-17, and GWC-18

- **Downgradient:** GWC-1, GWC-9, GWC-10, GWC-11, GWC-12, GWC-19, GWC-20, GWC-21, and GWC-23

Data were sent electronically to Groundwater Stats Consulting, and the statistical analysis was reviewed by Kristina Rayner, Founder and Senior Statistician to Groundwater Stats Consulting. The analysis is prepared according to the recommended statistical methodology prepared in the Fall 2017 by Dr. Kirk Cameron, PhD Statistician with MacStat Consulting, primary author of the USEPA Unified Guidance.

The following constituents were evaluated:

- **CCR Appendix III** - boron, calcium, chloride, fluoride, pH, sulfate, and TDS
- **Georgia EPD Appendix I** - antimony, arsenic, barium, beryllium, cadmium, chromium, cobalt, copper, lead, mercury, nickel, selenium, silver, thallium, vanadium, and zinc

Note that when there are no detections present in downgradient wells for a given constituent, statistical analyses are not required. A list of Appendix I well/constituent pairs with 100% non-detects follows this letter. Since mercury was not required by the previous permit, time series and box plots are provided, but no statistical analyses were required for this constituent.

Due to varying detection limits in background data sets, generally due to improved laboratory practices, a substitution of the most recent reporting limit is used for all non-detects. Note that for calculation of intrawell prediction limits, substitution of the most recent reporting limit is performed separately for each well/parameter pair which can result in a different reporting limit for individual wells. This substitution method generally gives the most conservative limit in each case. In the time series plots, a single reporting limit substitution is used across all wells for a given parameter since the wells are plotted as a group.

Time series plots for CCR Appendix III and Georgia EPD Appendix I parameters at all wells are provided for the purpose of screening data at these wells (Figure A). Additionally, a separate section of box plots is included for all constituents at upgradient and downgradient wells (Figure B). The time series plots are used to initially screen for suspected outliers and trends, while the box plots provide visual representation of variation within individual wells and between all wells. Values in background which have been flagged as outliers may be seen in a lighter font and as a disconnected symbol on the graphs.

Data at all wells were evaluated during the background screening in 2019 for the following: 1) outliers; 2) trends; 3) most appropriate statistical method based on site characteristics of groundwater data upgradient of the facility; and 4) eligibility of downgradient wells when intrawell statistical methods are recommended. Power curves are provided in this screening to demonstrate that the selected statistical methods for the parameters listed above comply with the USEPA Unified Guidance and the Georgia Environmental Protection Division Rules for Solid Waste Management Chapter 391-3-4-.10. The EPA suggests the selected statistical method should provide at least 55% power at 3 standard deviations or at least 80% power at 4 standard deviations. Power curves were based on the following:

Georgia EPD Appendix I Constituents:

- Semi-Annual Sampling
- Intrawell Prediction Limits with 1-of-2 resample plan (all Georgia EPD parameters)
- # Constituents: 15 (Mercury not included)
- # Downgradient wells: 9

CCR Appendix III Constituents:

- Semi-Annual Sampling
- Intrawell Prediction Limits with 1-of-2 resample plan – (sulfate)
- Interwell Prediction Limits with 1-of-2 resample plan – (boron, calcium, chloride, fluoride, pH, and TDS)
- # Constituents: 7
- # Downgradient wells: 9

Parametric prediction limits are utilized when the screened historical data follow a normal or transformed-normal distribution. When data cannot be normalized or the majority of data are non-detects, a nonparametric test is utilized. While the false positive rate associated with the parametric limits is based on an annual 10% (5% for each semi-annual sample event) as recommended by the EPA Unified Guidance (2009), the false positive rate associated with the nonparametric limits is dependent upon the available background sample size, number of future comparisons, and verification resample plan. The distribution of data is tested using the Shapiro-Wilk/Shapiro-Francia test for normality. After testing for normality and performing any adjustments as discussed below (US EPA, 2009), data are analyzed using either parametric or non-parametric prediction limits. Non-detects are handled as follows:

- No statistical analyses are required on wells and analytes containing 100% non-detects (USEPA Unified Guidance, 2009, Chapter 6).
- When data contain <15% non-detects in background, simple substitution of one-half the reporting limit is utilized in the statistical analysis. The reporting limit utilized for non-detects is the most recent practical quantification limit (PQL) as reported by the laboratory.
- When data contain between 15-50% non-detects, the Kaplan-Meier non-detect adjustment is applied to the background data. This technique adjusts the mean and standard deviation of the historical concentrations to account for concentrations below the reporting limit.
- Nonparametric prediction limits are used on data containing greater than 50% non-detects.

Natural systems continuously evolve due to physical changes made to the environment. Examples include capping a landfill, paving areas near a well, or lining a drainage channel to prevent erosion. Periodic updating of background statistical limits is necessary to accommodate these types of changes. In the interwell case, prediction limits are updated with upgradient well data during each event after careful screening for any new outliers. In the intrawell case, data for all wells and constituents may re-evaluated when a minimum of 4 new data points are available to determine whether earlier concentrations are representative of present-day groundwater quality. In some cases, an earlier portion of data is deselected prior to construction of limits to provide sensitive limits that will rapidly detect changes in groundwater quality. Even though the data are excluded from the calculation, the values will continue to be reported and shown in tables and graphs.

Two-Step Statistical Analysis

Intrawell statistical methods, combined with a 1-of-2 resample plan, may be used as a conservative first step for identifying potential facility impacts in downgradient wells. Intrawell methods use background data for individual wells and may be overly sensitive to natural variation. In particular for nonparametric limits with small background sample sizes, the probability of a false positive is much higher than the desired annual sitewide rate of 10%. Therefore, a large number of exceedances may occur as a result of natural variation rather than facility impacts. A second step can be used to further evaluate those exceedances and reduce the overall number of SSIs that result from natural variation. In instances where intrawell statistical methods identify an apparent SSI, a second step of interwell statistical evaluation may be used to determine whether the measurement exceeds the sitewide background limit based on pooled upgradient well data. This is similar in concept to the procedure used in compliance monitoring programs where an interwell statistical limit is used to determine "background" (USEPA Unified Guidance

(2009), Chapter 7, Section 7.5). For the detection monitoring program, if the result does not exceed sitewide (interwell) background, an SSI is not declared.

When the result exceeds the sitewide (interwell) background, the 1-of-2 resample plan allows for collection of an independent resample to confirm or disconfirm the initial finding. A statistically significant increase is not declared unless the resample also exceeds the intrawell prediction limit (United States Environmental Protection Agency (USEPA) Unified Guidance, March 2009, Chapter 19). When the resamples confirm the initial exceedance, further research would be required to identify the cause of the exceedance (i.e., impact from the site, natural variation, or an off-site source). When any resample falls within the statistical limit, the initial exceedance is considered to be a false positive result, and no further action is necessary. In cases where intrawell and interwell exceedances are noted and no resamples are collected, the initial exceedance will be considered a confirmed statistically significant increase (SSI).

Trend tests, in addition to interwell prediction limits, are recommended for well/constituent pairs found to have an initial intrawell SSI. Trend analysis will provide for detection of long-term changes and potential facility impacts at a given well in cases where the concentrations at that well remain below the sitewide upgradient limits. Thus, the two-step approach has additional capability to detect long-term changes at downgradient wells compared to interwell methods alone. While a trend may be identified by visual inspection, a quantification of the trend and its significance is needed to identify whether concentrations are statistically significantly increasing, decreasing, or remaining stable over time. The absence of a statistically significant increasing trend indicates that an initial intrawell exceedance is short-term and may be the result of natural variation rather than a facility impact to groundwater. If a facility impact has occurred, it will likely result in additional exceedances in future sampling events. When a statistically significant increasing trend is noted, additional data may be needed to provide reasonable evidence that the initial intrawell statistical exceedance is a result of natural variation rather than facility impact.

Background Screening Summary – Georgia EPD Appendix I Constituents – Conducted in August 2019

Outlier Analysis

Time series plots were used to identify suspected outliers, or extreme values that would result in limits that are not representative of the current background data population. Suspected outliers at all wells and parameters are formally tested using Tukey's box plot

method and, when identified, flagged in the computer database with "o" and deselected prior to construction of statistical limits.

Using the Tukey box plot method, several outliers were identified. When the most recent values are identified as outliers, values are not flagged in the database at that time (except in cases where they would cause background limits to be elevated) as they may represent a possible trend. If future values do not remain at similar concentrations, these values will be flagged as outliers and deselected. Several low values exist in the data sets and appear on the graphs as possible low outliers relative to the laboratory's Practical Quantitation Limit. However, these values are observed trace values (i.e., measurements reported by the laboratory between the Method Detection Limit and the Practical Quantitation Limit) and, therefore, were not flagged as outliers. Due to changing reporting limits for many constituents, when the non-detects are replaced with the most recent reporting limit, previously flagged "J" values (or estimated values) may require flagging as outliers if they are much higher than current reporting limits. This was not required during the 2019 screening.

Of the outliers identified by Tukey's method, several values were flagged in the database, and the remaining values were similar to other measurements within a given well or neighboring wells or were reported non-detects. Several other values were flagged in addition to those identified by Tukey's because the values were higher than all remaining concentrations and would cause the statistical limits to be elevated. All flagged values were re-evaluated during the June 2020 analysis. An additional value of cobalt was flagged in well GWC-21. Values for several constituents were unflagged when they were only slightly higher than other detected values and appeared to represent natural variation. The resulting prediction limits will still be conservative, yet less prone to false positives.

Additionally, when any values are flagged in the database as outliers, they are plotted in a disconnected and lighter symbol on the time series graph. The accompanying data pages display the flagged value in a lighter font as well. A substitution of the most recent reporting limit is applied when varying detection limits exist in the data.

Seasonality

No obvious seasonal patterns were observed on the time series plots for any of the detected data; therefore, no deseasonalizing adjustments were made to the data. When seasonal patterns are observed, data may be deseasonalized so that the resulting limits will correctly account for the seasonality as a predictable pattern rather than random variation or a release.

Trend Tests

While trends may be identified by visual inspection, a quantification of the trend and its significance is needed. The Sen's Slope/Mann Kendall trend test, which tests for statistically significant increasing or decreasing trends, was used to evaluate data at all upgradient wells and downgradient wells with detections.

In the absence of suspected contamination, significant trending data are typically not included as part of the background data used for construction of prediction limits. This step serves to eliminate the trend and, thus, reduce variation in background. When statistically significant decreasing trends are present, all available data are evaluated to determine whether earlier concentration levels are significantly different from current reported concentrations and are deselected as necessary. A few statistically significant increasing trends were noted for barium in wells GWA-2, GWC-1, and GWA-5 (formerly GWB-5) and adjustments were made to eliminate the trend. The trend test results were included with the screening report, and a summary report of special cases of date ranges used in construction of the statistical limits follows this report.

Determination of Spatial Variation

The Analysis of Variance (ANOVA) was used to statistically evaluate differences in average concentrations among upgradient wells for constituents detected in downgradient wells. The ANOVA assists in identifying the most appropriate statistical approach. Interwell tests, which compare downgradient well data to statistical limits constructed from pooled upgradient well data, are appropriate when average concentrations are similar across upgradient wells. Intrawell tests, which compare compliance data from a single well to screened historical data within the same well, are appropriate when upgradient wells exhibit spatial variation; when statistical limits constructed from upgradient wells are not representative of the current background data population; and when downgradient water quality is unimpacted compared to upgradient water quality for the same parameter.

The ANOVA identified significant differences among upgradient well data for: arsenic, barium, beryllium, cadmium, calcium, chromium, cobalt, copper, nickel, and thallium. No significant differences were noted for antimony, lead, selenium, vanadium, and zinc. The ANOVA could not test silver as there was no variation in the measurements among the upgradient wells.

Where variation is not identified, this suggests that interwell analysis would be the most appropriate statistical method for these constituents. However, because this is a lined landfill with pre-waste data showing that metals occur naturally in low level

concentrations, intrawell methods are recommended as the primary statistical method for all detected well/constituent pairs.

Summary of Background Updates

Background Update Summary – CCR Appendix III – Conducted in March 2020

Prior to updating background data, Tukey's outlier test and visual screening were used to evaluate data from all wells for intrawell parameters (sulfate) and upgradient wells for interwell parameters (boron, calcium, chloride, fluoride, pH, and TDS) through September 2019. Tukey's test noted potential outliers for all parameters except boron and fluoride, but not all of these values were flagged as most appeared to be representative of natural variation. Only values for sulfate in upgradient well GWC-18 and downgradient well GWC-23 were flagged. As mentioned above, any flagged data are displayed in a lighter font and as a disconnected symbol on the time series reports, as well as in a lighter font on the accompanying data pages.

For constituents requiring intrawell prediction limits (only sulfate in this instance), the Mann-Whitney (Wilcoxon Rank Sum) test was used to compare the medians of historical data through April 2017 to the new compliance samples at each well through September 2019. If the medians of the two groups are not significantly different at the 99% confidence level, background data are typically updated to include the newer compliance data. Statistically significant differences were found between the two groups for the following well/constituent pairs: sulfate in downgradient wells GWC-19, GWC-20, GWC-21, and GWC-23.

Typically, when the test concludes that the medians of the two groups are significantly different, particularly in the downgradient wells, the background data are not updated to include the newer data unless it can be reasonably justified that the change in concentrations reflects a naturally occurring shift unrelated to practices at the site. In studies such as the current one, in which at least one of the segments being compared is of short duration, the comparison is complicated by the fact that normal short-term variation may be mistaken for long-term change in medians. The more recent sulfate concentrations in all four cases with statistically significant Mann-Whitney results tended toward more stable concentrations at slightly lower levels than before; therefore, all four cases were updated and a summary of these results was included in the March 2020 background update.

Appendix I and Appendix III Background Update Summary – Conducted in March 2022

Outlier Testing

Prior to updating background data during this analysis, Tukey's outlier test and visual screening were used to re-evaluate data through August 2021 at all wells for parameters using intrawell prediction limits (All Appendix I parameters and sulfate for Appendix III parameters) and through February 2022 at all upgradient wells for parameters utilizing interwell prediction limits (boron, calcium, chloride, fluoride, pH, and TDS). Tukey's test confirmed previously flagged values and identified potential outliers, but not all of these values were flagged as some measurements appeared to be representative of natural variation. Among the identified values, the highest values for chloride in upgradient well GWA-5, cobalt in downgradient well GWC-12, vanadium in wells GWC-10 and GWC-11, and zinc in upgradient well GWC-18. Although not identified by Tukey's test, high values for vanadium in downgradient wells GWC-9 and GWC-12 were flagged as outliers. This step results in conservative (i.e., lower) limits from a regulatory perspective. Any flagged data are displayed in a lighter font and as a disconnected symbol on the time series reports, as well as in a lighter font on the accompanying data pages. A summary of flagged outliers follows this letter (Figure C).

Mann Whitney Testing - Intrawell

For constituents requiring intrawell prediction limits (All Appendix I parameters and sulfate for Appendix III parameters), the Mann-Whitney (Wilcoxon Rank Sum) test was used to compare the medians of historical data through July 2018 for Appendix I constituents and through September 2019 for Appendix III constituents to the medians of the new compliance samples at each well through August 2021 (Figures D and E, respectively). Previously truncated data sets discussed above were also compared to the most recent set of measurements through August 2021. If the medians of the two groups are not significantly different at the 99% confidence level, background data are typically updated to include the newer compliance data.

Several statistically significant differences were found between the two groups for the Appendix I and III constituents. Typically, when the test concludes that the medians of the two groups are significantly different, particularly in the downgradient wells, the background data are not updated to include the newer data unless it can be reasonably justified that the change in concentrations reflects a naturally occurring shift unrelated to practices at the site. In studies in which at least one of the segments being compared is

of short duration, the comparison is complicated by the fact that normal short-term variation may be mistaken for long-term change in medians.

In most cases with significant differences for Appendix I parameters, either the current reported measurements were similar to those reported historically, or the magnitudes of the differences in medians were low relative to average concentrations, including the increases in medians for vanadium in downgradient well GWC-10 and thallium in upgradient well GWC-18. For vanadium in GWC-10, the compliance values are within historical concentrations at this well; and for thallium in upgradient well GWC-18, the increase in median value is influence by historical trace values and the compliance values are not above the reporting limit. The records for these well/constituent pairs were updated through August 2021.

Exceptions were the decreases in medians for barium in upgradient well GWC-18 and downgradient wells GWC-19, GWC-20, and GWC-23 and for cobalt in downgradient well GWC-20. For these well/constituent pairs, earlier portions of the records were truncated for the construction of prediction limits in order represent present-day groundwater quality.

Regarding Appendix III parameters that are tested using intrawell prediction limits (sulfate), no statistically significant increases in medians were identified; however, statistically significant decreases in medians were identified for sulfate in downgradient well GWC-23 and upgradient well GWC-18. The records for these well/constituent pairs were updated because the lower concentrations for downgradient well GWC-23 resulted in construction of a more conservative (i.e., lower) statistical limit while the lower concentrations for GWC-18 are upgradient of the facility and resulted in a marginal increase in statistical limits. For upgradient well GWA-14 and downgradient wells GWC-17 and GWC-20, earlier portions of the records were truncated for similar reasons as Appendix I parameters stated above.

All other records were updated through August 2021. A summary of special cases with background data sets utilizing a truncated portion of their record follows this letter.

Interwell – Trend Test Evaluation

For parameters which are tested using interwell prediction limits, the Sen's Slope/Mann-Kendall trend test was used to test data in upgradient wells to determine whether concentrations are statistically increasing, decreasing or stable (Figure F). Statistically significant trends were identified for the following well/constituent pairs:

Increasing

- None

Decreasing

- Calcium: GWA-4A, and GWC-18
- Chloride: GWA-3
- pH: GWA-5, GWA-14, GWA-16, and GWC-18

Although decreasing trends were identified for calcium, chloride, and pH in among upgradient wells, the magnitude of the decrease is marginal relative to the concentrations; therefore, no adjustments were made at this time. As more data are collected, all upgradient well data will be re-evaluated for possible deselection of earlier portions of the records if the measurements no longer represent present-day groundwater quality conditions.

Statistical Analysis of Georgia EPD Appendix I Constituents – February 2022

Intrawell limits constructed from carefully screened background data from within each well serve to provide statistical limits that are representative of the background data population, and that will rapidly identify a change in more recent compliance data from within a given well. The most recent sample from the same well is compared to its respective background. This statistical method removes the element of variation from across wells and eliminates the chance of mistaking natural spatial variation for a release from the facility.

In cases where downgradient average concentrations are higher than observed upgradient concentrations for a given constituent where intrawell analyses are recommended, the current assumption is that this is due to natural spatial variation rather than a result of practices at the landfill. Validation of this assumption requires a separate analysis or investigation that is beyond the scope of this data screening study. However, for this site, the pre-waste data support the assumption of natural variation rather than impacts of the landfill.

Intrawell Prediction Limits

Intrawell prediction limits, combined with a 1-of-2 resample plan, were constructed using all available data, except for the cases mentioned above, through August 2021 within each well with detections. (Figure G). Compliance data are compared to these intrawell background limits during each subsequent semi-annual sampling event. As mentioned above, no statistical analyses were included for well/constituent pairs with 100% non-detects.

In the event of an initial exceedance of compliance well data, the 1-of-2 resample plan allows for collection of two additional samples to determine whether the initial exceedance is confirmed. When the resample confirms the initial exceedance, a statistically significant increase (SSI) is identified, and further research would be required to identify the cause of the exceedance (i.e., impact from the site, natural variation, or an off-site source). If any resample falls within the statistical limit, the initial exceedance is considered to be a false positive result, and no further action is necessary. A summary of prediction limits follows this report. Statistical exceedances were noted for the following well/constituent pairs:

- Lead: GWA-2 (upgradient)
- Zinc: GWA-16 (upgradient) and GWC-23

Two-Step Approach

Following the Two-Step analysis procedure, interwell prediction limits were then constructed using pooled upgradient well data to evaluate the intrawell prediction limit exceedance for zinc in downgradient well GWC-23 (Figure H). The reported measurement for zinc of 0.017 mg/L in downgradient well GWC-23 was within the respective interwell prediction limit of 0.045 mg/L; therefore, no further action is necessary.

Trend Tests

When prediction limit exceedances occur in any of the downgradient wells, data are further evaluated using the Sen's Slope/Mann Kendall trend test to determine whether concentrations are statistically increasing, decreasing, or stable (Figure I). Upgradient wells are included in the trend analyses to identify whether similar patterns exist upgradient of the site which is an indication of natural variability in groundwater unrelated to practices at the site. Both a summary and complete graphical results of the trend tests follow this report. The following statistically significant trend was noted:

Increasing

- Zinc: GWA-14 (upgradient)

Statistical Analysis of CCR Appendix III Parameters – February 2022

Intrawell Prediction Limits

For sulfate, intrawell prediction limits, combined with a 1-of-2 resample plan, were constructed using all historical data through August 2021 (Figure J). As mentioned above, intrawell limits constructed from carefully screened background data from within each

well serve to provide statistical limits that are representative of the background data population, and that will rapidly identify a change in more recent compliance data from within a given well. The February 2022 samples are compared to these intrawell background limits during this sample event. Exceedances were identified for the following well/constituent pairs:

- Sulfate: GWC-12 and GWC-19

Two-Step Approach

Following the Two-Step approach, an interwell prediction limit using pooled upgradient well data was then constructed to further evaluate the apparent intrawell prediction limit exceedances for sulfate (Figure K). The reported measurements of sulfate in wells GWC-12 and GWC-19 did not exceed the respective limit; therefore, no statistically significant increases are identified and no further action is necessary.

Interwell Prediction Limits

For boron, calcium, chloride, fluoride, pH, and TDS, interwell prediction limits, combined with a 1-of-2 resample plan, were constructed using all historical upgradient well data through February 2022 (Figure L). Interwell prediction limits pool upgradient well data to establish a background limit for an individual constituent. The February 2022 sample from each downgradient well is compared to the background limit to determine whether SSIs are present.

In the event of an initial exceedance of compliance well data, the 1-of-2 resample plan allows for collection of one additional sample to determine whether the initial exceedance is confirmed. If the resample falls within the statistical limit, the initial exceedance is considered to be a false positive result; therefore, no exceedance is noted, and no further action is necessary. If no resample is collected, the original result is considered a confirmed exceedance. Exceedances were identified for the following well/constituent pairs:

- Chloride: GWC-9

Trend Tests

When prediction limit exceedances occur in any of the downgradient wells, data are further evaluated using the Sen's Slope/Mann Kendall trend test to determine whether concentrations are statistically increasing, decreasing, or stable (Figure M). Upgradient wells are included in the trend analyses to identify whether similar patterns exist

upgradient of the site which is an indication of natural variability in groundwater unrelated to practices at the site. Both a summary and complete graphical results of the trend tests follow this report. The following statistically significant trends were noted:

Increasing:

- None

Decreasing:

- Chloride: GWA-3 (upgradient) and GWC-9
- Sulfate: GWA-14 and GWC-17 (both upgradient)

Summary

Georgia EPD Appendix I

Based on the results of the Appendix I prediction limits, the following exceedances were identified:

Appendix I Intrawell

- Lead: GWA-2 (upgradient)
- Zinc: GWA-16 (upgradient) and GWC-23

After testing using the two-step approach for the apparent zinc exceedance, no exceedance was identified.

CCR Appendix III

Based on the results of the Appendix I and III constituents requiring interwell prediction limits, the following exceedances were identified:

Appendix III Intrawell

- Sulfate: GWC-12 and GWC-19

Appendix III Interwell:

- Chloride: GWC-9

After testing using the two-step approach for the apparent sulfate exceedances, no exceedances were identified.

Thank you for the opportunity to assist you in the statistical analysis of groundwater quality for Plant McIntosh's Landfill #4. If you have any questions or comments, please feel free to contact us.

For Groundwater Stats Consulting,

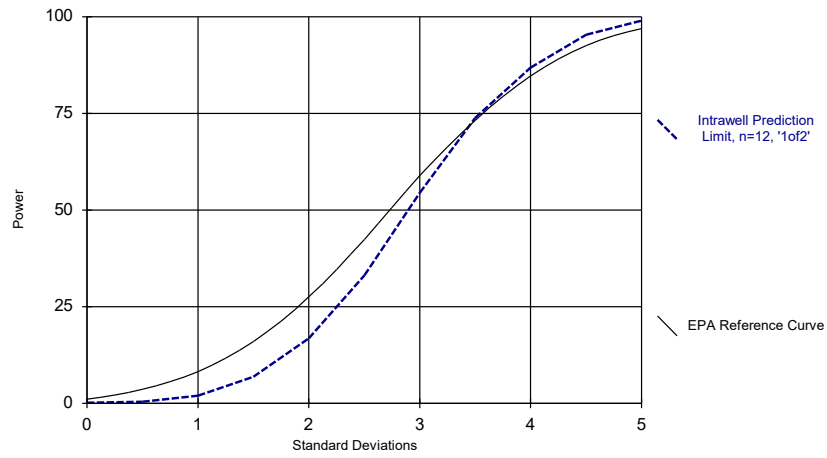


Andrew Collins
Project Manager



Kristina Rayner
Senior Statistician

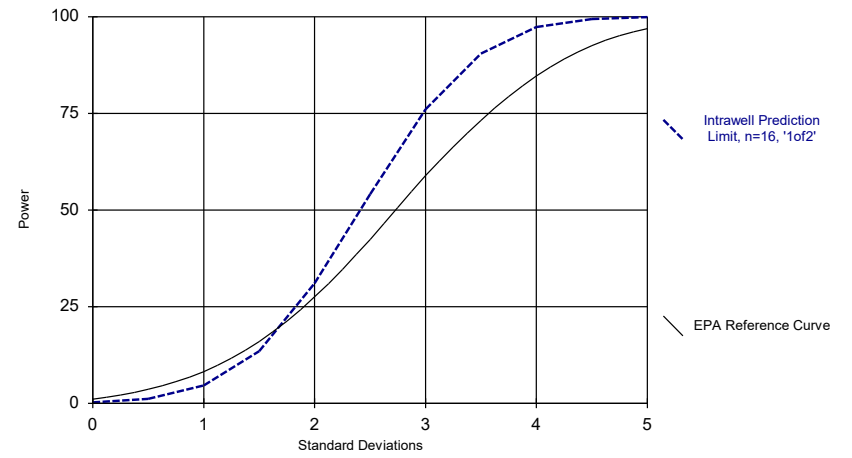
Appendix I Intrawell Power Curve



Kappa = 2.874, based on 9 compliance wells and 15 constituents, evaluated semi-annually (this report reflects annual total).

Analysis Run 4/5/2022 3:00 PM View: Appendix I - Intrawell
Plant McIntosh Client: Southern Company Data: McIntosh LF4 CCR

Appendix III Intrawell Power Curve



Kappa = 2.351, based on 9 compliance wells and 7 constituents, evaluated semi-annually (this report reflects annual total).

Analysis Run 4/5/2022 3:00 PM View: Appendix I - Intrawell
Plant McIntosh Client: Southern Company Data: McIntosh LF4 CCR

100% Non-Detects: Appendix I

Analysis Run 4/5/2022 3:18 PM View: Appendix I - Intrawell
Plant McIntosh Client: Southern Company Data: McIntosh LF4 CCR

Antimony (mg/L)

GWA-16, GWC-1, GWC-10, GWC-11, GWC-12, GWA-15, GWC-17, GWC-19, GWC-20, GWC-21, GWC-23, GWA-4A, GWA-5, GWC-9

Arsenic (mg/L)

GWA-2

Cadmium (mg/L)

GWA-2, GWA-3, GWC-1, GWC-10, GWC-11, GWC-12, GWA-15, GWA-5, GWC-9

Copper (mg/L)

GWC-10

Lead (mg/L)

GWA-3, GWC-1, GWC-10, GWC-12, GWA-15, GWC-17, GWC-19, GWC-9

Selenium (mg/L)

GWA-14, GWC-12, GWC-17, GWC-23

Silver (mg/L)

GWA-13, GWA-14, GWA-16, GWA-2, GWA-3, GWC-1, GWC-10, GWC-12, GWA-15, GWC-17, GWC-18, GWC-19, GWC-20, GWC-21, GWC-23, GWA-4A, GWA-5, GWC-9

Thallium (mg/L)

GWC-1, GWA-15

Date Ranges

Date: 8/2/2022 3:42 PM

Plant McIntosh Client: Southern Company Data: McIntosh LF4 CCR

Barium (mg/L)

- GWA-2 background:1/16/2015-8/17/2021
- GWC-1 background:1/20/2013-8/18/2021
- GWC-18 background:8/11/2016-8/19/2021
- GWC-19 background:4/19/2016-8/19/2021
- GWC-20 background:6/16/2016-8/19/2021
- GWC-23 background:7/13/2017-8/19/2021
- GWA-5 background:1/19/2013-8/19/2021

Cobalt (mg/L)

- GWC-20 background:6/16/2016-8/19/2021

Sulfate (mg/L)

- GWA-14 background:8/9/2016-8/17/2021
- GWC-17 background:6/15/2016-8/19/2021
- GWC-20 background:8/10/2016-8/19/2021

Appendix I Welch's t-test/Mann-Whitney - Significant Results

Plant McIntosh Client: Southern Company Data: McIntosh LF4 CCR Printed 8/2/2022, 4:38 PM

<u>Constituent</u>	<u>Well</u>	<u>Calc.</u>	<u>0.01</u>	<u>Method</u>
Arsenic (mg/L)	GWC-10	-4.461	Yes	Mann-W
Barium (mg/L)	GWC-12	-2.742	Yes	Mann-W
Barium (mg/L)	GWC-18 (bg)	-2.952	Yes	Mann-W
Barium (mg/L)	GWC-20	-3.272	Yes	Mann-W
Barium (mg/L)	GWC-23	-3.545	Yes	Mann-W
Beryllium (mg/L)	GWC-11	-3.333	Yes	Mann-W
Cobalt (mg/L)	GWA-3 (bg)	-4.002	Yes	Mann-W
Cobalt (mg/L)	GWC-20	-3.677	Yes	Mann-W
Cobalt (mg/L)	GWC-21	-2.687	Yes	Mann-W
Copper (mg/L)	GWC-12	-3.065	Yes	Mann-W
Copper (mg/L)	GWA-4A (bg)	-3.452	Yes	Mann-W
Copper (mg/L)	GWC-9	-2.737	Yes	Mann-W
Lead (mg/L)	GWA-4A (bg)	-3.333	Yes	Mann-W
Nickel (mg/L)	GWA-14 (bg)	-2.95	Yes	Mann-W
Nickel (mg/L)	GWA-16 (bg)	-3.088	Yes	Mann-W
Nickel (mg/L)	GWA-2 (bg)	-4.253	Yes	Mann-W
Nickel (mg/L)	GWA-3 (bg)	-4.285	Yes	Mann-W
Nickel (mg/L)	GWC-1	-3.272	Yes	Mann-W
Nickel (mg/L)	GWC-11	-3.889	Yes	Mann-W
Nickel (mg/L)	GWC-12	-3.788	Yes	Mann-W
Nickel (mg/L)	GWA-15 (bg)	-2.691	Yes	Mann-W
Nickel (mg/L)	GWC-17 (bg)	-3.386	Yes	Mann-W
Nickel (mg/L)	GWC-20	-3.314	Yes	Mann-W
Nickel (mg/L)	GWC-21	-2.8	Yes	Mann-W
Nickel (mg/L)	GWA-4A (bg)	-3.372	Yes	Mann-W
Nickel (mg/L)	GWA-5 (bg)	-3.648	Yes	Mann-W
Nickel (mg/L)	GWC-9	-3.731	Yes	Mann-W
Thallium (mg/L)	GWA-2 (bg)	-4.006	Yes	Mann-W
Thallium (mg/L)	GWA-3 (bg)	-3.246	Yes	Mann-W
Thallium (mg/L)	GWC-10	-4.006	Yes	Mann-W
Thallium (mg/L)	GWC-12	-3.246	Yes	Mann-W
Thallium (mg/L)	GWC-18 (bg)	2.811	Yes	Mann-W
Vanadium (mg/L)	GWC-10	3.575	Yes	Mann-W

Appendix I Welch's t-test/Mann-Whitney - All Results

Plant McIntosh Client: Southern Company Data: McIntosh LF4 CCR Printed 8/2/2022, 4:38 PM

Constituent	Well	Calc.	0.01	Method
Antimony (mg/L)	GWA-13 (bg)	-1.606	No	Mann-W
Antimony (mg/L)	GWA-14 (bg)	-1.606	No	Mann-W
Antimony (mg/L)	GWA-2 (bg)	-2.361	No	Mann-W
Antimony (mg/L)	GWA-3 (bg)	-1.956	No	Mann-W
Antimony (mg/L)	GWC-18 (bg)	0.5669	No	Mann-W
Arsenic (mg/L)	GWA-13 (bg)	-1.606	No	Mann-W
Arsenic (mg/L)	GWA-14 (bg)	-1.606	No	Mann-W
Arsenic (mg/L)	GWA-16 (bg)	-1.606	No	Mann-W
Arsenic (mg/L)	GWA-3 (bg)	1.75	No	Mann-W
Arsenic (mg/L)	GWC-1	-2.361	No	Mann-W
Arsenic (mg/L)	GWC-10	-4.461	Yes	Mann-W
Arsenic (mg/L)	GWC-11	-2.379	No	Mann-W
Arsenic (mg/L)	GWC-12	0.2895	No	Mann-W
Arsenic (mg/L)	GWA-15 (bg)	-1.483	No	Mann-W
Arsenic (mg/L)	GWC-17 (bg)	-0.8594	No	Mann-W
Arsenic (mg/L)	GWC-18 (bg)	-0.2697	No	Mann-W
Arsenic (mg/L)	GWC-19	-0.1712	No	Mann-W
Arsenic (mg/L)	GWC-20	-0.05705	No	Mann-W
Arsenic (mg/L)	GWC-21	-1.254	No	Mann-W
Arsenic (mg/L)	GWC-23	-0.7462	No	Mann-W
Arsenic (mg/L)	GWA-4A (bg)	-1.814	No	Mann-W
Arsenic (mg/L)	GWA-5 (bg)	-1.357	No	Mann-W
Arsenic (mg/L)	GWC-9	-2.496	No	Mann-W
Barium (mg/L)	GWA-13 (bg)	2.095	No	Mann-W
Barium (mg/L)	GWA-14 (bg)	0.6477	No	Mann-W
Barium (mg/L)	GWA-16 (bg)	0.5726	No	Mann-W
Barium (mg/L)	GWA-2 (bg)	2.442	No	Mann-W
Barium (mg/L)	GWA-3 (bg)	-0.2961	No	Mann-W
Barium (mg/L)	GWC-1	-0.1673	No	Mann-W
Barium (mg/L)	GWC-10	0.1608	No	Mann-W
Barium (mg/L)	GWC-11	0.03318	No	Mann-W
Barium (mg/L)	GWC-12	-2.742	Yes	Mann-W
Barium (mg/L)	GWA-15 (bg)	0.4761	No	Mann-W
Barium (mg/L)	GWC-17 (bg)	0.6992	No	Mann-W
Barium (mg/L)	GWC-18 (bg)	-2.952	Yes	Mann-W
Barium (mg/L)	GWC-19	-2.521	No	Mann-W
Barium (mg/L)	GWC-20	-3.272	Yes	Mann-W
Barium (mg/L)	GWC-21	0.7732	No	Mann-W
Barium (mg/L)	GWC-23	-3.545	Yes	Mann-W
Barium (mg/L)	GWA-4A (bg)	-1.702	No	Mann-W
Barium (mg/L)	GWA-5 (bg)	1.188	No	Mann-W
Barium (mg/L)	GWC-9	1.755	No	Mann-W
Beryllium (mg/L)	GWA-13 (bg)	-1.299	No	Mann-W
Beryllium (mg/L)	GWA-14 (bg)	-0.6149	No	Mann-W
Beryllium (mg/L)	GWA-16 (bg)	-0.6149	No	Mann-W
Beryllium (mg/L)	GWA-2 (bg)	-2.366	No	Mann-W
Beryllium (mg/L)	GWA-3 (bg)	0.5778	No	Mann-W
Beryllium (mg/L)	GWC-1	-1.207	No	Mann-W
Beryllium (mg/L)	GWC-10	-0.8077	No	Mann-W
Beryllium (mg/L)	GWC-11	-3.333	Yes	Mann-W
Beryllium (mg/L)	GWC-12	-0.5486	No	Mann-W
Beryllium (mg/L)	GWA-15 (bg)	0.5669	No	Mann-W
Beryllium (mg/L)	GWC-17 (bg)	1.769	No	Mann-W
Beryllium (mg/L)	GWC-18 (bg)	-1.606	No	Mann-W
Beryllium (mg/L)	GWC-19	0.0369	No	Mann-W
Beryllium (mg/L)	GWC-20	-1.293	No	Mann-W
Beryllium (mg/L)	GWC-21	-0.7515	No	Mann-W
Beryllium (mg/L)	GWC-23	-1.907	No	Mann-W
Beryllium (mg/L)	GWA-4A (bg)	-1.834	No	Mann-W
Beryllium (mg/L)	GWA-5 (bg)	0.7144	No	Mann-W

Appendix I Welch's t-test/Mann-Whitney - All Results

Plant McIntosh Client: Southern Company Data: McIntosh LF4 CCR Printed 8/2/2022, 4:38 PM

Constituent	Well	Calc.	0.01	Method
Beryllium (mg/L)	GWC-9	-1.834	No	Mann-W
Cadmium (mg/L)	GWA-13 (bg)	-0.7515	No	Mann-W
Cadmium (mg/L)	GWA-14 (bg)	-0.6149	No	Mann-W
Cadmium (mg/L)	GWA-16 (bg)	-1.606	No	Mann-W
Cadmium (mg/L)	GWC-17 (bg)	-1.171	No	Mann-W
Cadmium (mg/L)	GWC-18 (bg)	0.5669	No	Mann-W
Cadmium (mg/L)	GWC-19	-0.7583	No	Mann-W
Cadmium (mg/L)	GWC-20	0.07589	No	Mann-W
Cadmium (mg/L)	GWC-21	-0.9605	No	Mann-W
Cadmium (mg/L)	GWC-23	-1.907	No	Mann-W
Cadmium (mg/L)	GWA-4A (bg)	-0.8077	No	Mann-W
Chromium (mg/L)	GWA-13 (bg)	-0.2666	No	Mann-W
Chromium (mg/L)	GWA-14 (bg)	0.7086	No	Mann-W
Chromium (mg/L)	GWA-16 (bg)	0.9768	No	Mann-W
Chromium (mg/L)	GWA-2 (bg)	-0.6298	No	Mann-W
Chromium (mg/L)	GWA-3 (bg)	0.03365	No	Mann-W
Chromium (mg/L)	GWC-1	0.3492	No	Mann-W
Chromium (mg/L)	GWC-10	1.128	No	Mann-W
Chromium (mg/L)	GWC-11	-1.605	No	Mann-W
Chromium (mg/L)	GWC-12	-0.4033	No	Mann-W
Chromium (mg/L)	GWA-15 (bg)	0.4089	No	Mann-W
Chromium (mg/L)	GWC-17 (bg)	0.7101	No	Mann-W
Chromium (mg/L)	GWC-18 (bg)	2.412	No	Mann-W
Chromium (mg/L)	GWC-19	-0.07089	No	Mann-W
Chromium (mg/L)	GWC-20	-0.05238	No	Mann-W
Chromium (mg/L)	GWC-21	0.6739	No	Mann-W
Chromium (mg/L)	GWC-23	0.2062	No	Mann-W
Chromium (mg/L)	GWA-4A (bg)	0.2387	No	Mann-W
Chromium (mg/L)	GWA-5 (bg)	0.5535	No	Mann-W
Chromium (mg/L)	GWC-9	0.1778	No	Mann-W
Cobalt (mg/L)	GWA-13 (bg)	-0.7044	No	Mann-W
Cobalt (mg/L)	GWA-14 (bg)	-1.999	No	Mann-W
Cobalt (mg/L)	GWA-16 (bg)	-0.8044	No	Mann-W
Cobalt (mg/L)	GWA-2 (bg)	-2.438	No	Mann-W
Cobalt (mg/L)	GWA-3 (bg)	-4.002	Yes	Mann-W
Cobalt (mg/L)	GWC-1	-1.418	No	Mann-W
Cobalt (mg/L)	GWC-10	-0.8811	No	Mann-W
Cobalt (mg/L)	GWC-11	-1.574	No	Mann-W
Cobalt (mg/L)	GWC-12	-2.573	No	Mann-W
Cobalt (mg/L)	GWA-15 (bg)	-1.476	No	Mann-W
Cobalt (mg/L)	GWC-17 (bg)	-1.776	No	Mann-W
Cobalt (mg/L)	GWC-18 (bg)	-0.7515	No	Mann-W
Cobalt (mg/L)	GWC-19	0.4165	No	Mann-W
Cobalt (mg/L)	GWC-20	-3.677	Yes	Mann-W
Cobalt (mg/L)	GWC-21	-2.687	Yes	Mann-W
Cobalt (mg/L)	GWC-23	-2.039	No	Mann-W
Cobalt (mg/L)	GWA-4A (bg)	0.3602	No	Mann-W
Cobalt (mg/L)	GWA-5 (bg)	-2.364	No	Mann-W
Cobalt (mg/L)	GWC-9	-2.248	No	Mann-W
Copper (mg/L)	GWA-13 (bg)	-1.315	No	Mann-W
Copper (mg/L)	GWA-14 (bg)	-0.4356	No	Mann-W
Copper (mg/L)	GWA-16 (bg)	1.133	No	Mann-W
Copper (mg/L)	GWA-2 (bg)	-0.5431	No	Mann-W
Copper (mg/L)	GWA-3 (bg)	-2.479	No	Mann-W
Copper (mg/L)	GWC-1	-2.139	No	Mann-W
Copper (mg/L)	GWC-11	-2.156	No	Mann-W
Copper (mg/L)	GWC-12	-3.065	Yes	Mann-W
Copper (mg/L)	GWA-15 (bg)	0.7171	No	Mann-W
Copper (mg/L)	GWC-17 (bg)	-0.807	No	Mann-W
Copper (mg/L)	GWC-18 (bg)	-0.2855	No	Mann-W

Appendix I Welch's t-test/Mann-Whitney - All Results

Plant McIntosh Client: Southern Company Data: McIntosh LF4 CCR Printed 8/2/2022, 4:38 PM

Constituent	Well	Calc.	0.01	Method
Copper (mg/L)	GWC-19	-0.2613	No	Mann-W
Copper (mg/L)	GWC-20	-0.2613	No	Mann-W
Copper (mg/L)	GWC-21	0.3106	No	Mann-W
Copper (mg/L)	GWC-23	-0.4263	No	Mann-W
Copper (mg/L)	GWA-4A (bg)	-3.452	Yes	Mann-W
Copper (mg/L)	GWA-5 (bg)	-0.04865	No	Mann-W
Copper (mg/L)	GWC-9	-2.737	Yes	Mann-W
Lead (mg/L)	GWA-13 (bg)	-1.606	No	Mann-W
Lead (mg/L)	GWA-14 (bg)	-2.254	No	Mann-W
Lead (mg/L)	GWA-16 (bg)	-2.254	No	Mann-W
Lead (mg/L)	GWA-2 (bg)	-2.361	No	Mann-W
Lead (mg/L)	GWC-11	-1.962	No	Mann-W
Lead (mg/L)	GWC-18 (bg)	-2.546	No	Mann-W
Lead (mg/L)	GWC-20	-1.606	No	Mann-W
Lead (mg/L)	GWC-21	-0.7515	No	Mann-W
Lead (mg/L)	GWC-23	-1.907	No	Mann-W
Lead (mg/L)	GWA-4A (bg)	-3.333	Yes	Mann-W
Lead (mg/L)	GWA-5 (bg)	-0.5631	No	Mann-W
Nickel (mg/L)	GWA-13 (bg)	-2.274	No	Mann-W
Nickel (mg/L)	GWA-14 (bg)	-2.95	Yes	Mann-W
Nickel (mg/L)	GWA-16 (bg)	-3.088	Yes	Mann-W
Nickel (mg/L)	GWA-2 (bg)	-4.253	Yes	Mann-W
Nickel (mg/L)	GWA-3 (bg)	-4.285	Yes	Mann-W
Nickel (mg/L)	GWC-1	-3.272	Yes	Mann-W
Nickel (mg/L)	GWC-10	-0.2819	No	Mann-W
Nickel (mg/L)	GWC-11	-3.889	Yes	Mann-W
Nickel (mg/L)	GWC-12	-3.788	Yes	Mann-W
Nickel (mg/L)	GWA-15 (bg)	-2.691	Yes	Mann-W
Nickel (mg/L)	GWC-17 (bg)	-3.386	Yes	Mann-W
Nickel (mg/L)	GWC-18 (bg)	-2.076	No	Mann-W
Nickel (mg/L)	GWC-19	-1.818	No	Mann-W
Nickel (mg/L)	GWC-20	-3.314	Yes	Mann-W
Nickel (mg/L)	GWC-21	-2.8	Yes	Mann-W
Nickel (mg/L)	GWC-23	-1.149	No	Mann-W
Nickel (mg/L)	GWA-4A (bg)	-3.372	Yes	Mann-W
Nickel (mg/L)	GWA-5 (bg)	-3.648	Yes	Mann-W
Nickel (mg/L)	GWC-9	-3.731	Yes	Mann-W
Selenium (mg/L)	GWA-13 (bg)	0.5669	No	Mann-W
Selenium (mg/L)	GWA-16 (bg)	0.5669	No	Mann-W
Selenium (mg/L)	GWA-2 (bg)	0.7342	No	Mann-W
Selenium (mg/L)	GWA-3 (bg)	0.9898	No	Mann-W
Selenium (mg/L)	GWC-1	0.5778	No	Mann-W
Selenium (mg/L)	GWC-10	0.5778	No	Mann-W
Selenium (mg/L)	GWC-11	1.103	No	Mann-W
Selenium (mg/L)	GWA-15 (bg)	0.5669	No	Mann-W
Selenium (mg/L)	GWC-18 (bg)	0.5669	No	Mann-W
Selenium (mg/L)	GWC-19	0.5669	No	Mann-W
Selenium (mg/L)	GWC-20	0.5669	No	Mann-W
Selenium (mg/L)	GWC-21	0.5669	No	Mann-W
Selenium (mg/L)	GWA-4A (bg)	0.7342	No	Mann-W
Selenium (mg/L)	GWA-5 (bg)	0.3679	No	Mann-W
Selenium (mg/L)	GWC-9	-0.4971	No	Mann-W
Selenium (mg/L)	GWC-11	0.4073	No	Mann-W
Thallium (mg/L)	GWA-13 (bg)	-0.7583	No	Mann-W
Thallium (mg/L)	GWA-14 (bg)	-1.971	No	Mann-W
Thallium (mg/L)	GWA-16 (bg)	-2.254	No	Mann-W
Thallium (mg/L)	GWA-2 (bg)	-4.006	Yes	Mann-W
Thallium (mg/L)	GWA-3 (bg)	-3.246	Yes	Mann-W
Thallium (mg/L)	GWC-10	-4.006	Yes	Mann-W
Thallium (mg/L)	GWC-11	-2.343	No	Mann-W

Appendix I Welch's t-test/Mann-Whitney - All Results

Plant McIntosh Client: Southern Company Data: McIntosh LF4 CCR Printed 8/2/2022, 4:39 PM

Constituent	Well	Calc.	0.01	Method
Thallium (mg/L)	GWC-12	-3.246	Yes	Mann-W
Thallium (mg/L)	GWC-17 (bg)	1.774	No	Mann-W
Thallium (mg/L)	GWC-18 (bg)	2.811	Yes	Mann-W
Thallium (mg/L)	GWC-19	-1.369	No	Mann-W
Thallium (mg/L)	GWC-20	1.271	No	Mann-W
Thallium (mg/L)	GWC-21	-0.05705	No	Mann-W
Thallium (mg/L)	GWC-23	-0.2699	No	Mann-W
Thallium (mg/L)	GWA-4A (bg)	-1.28	No	Mann-W
Thallium (mg/L)	GWA-5 (bg)	0.3728	No	Mann-W
Thallium (mg/L)	GWC-9	-2.3	No	Mann-W
Vanadium (mg/L)	GWA-13 (bg)	1.181	No	Mann-W
Vanadium (mg/L)	GWA-14 (bg)	1.307	No	Mann-W
Vanadium (mg/L)	GWA-16 (bg)	1.247	No	Mann-W
Vanadium (mg/L)	GWA-2 (bg)	1.635	No	Mann-W
Vanadium (mg/L)	GWA-3 (bg)	0.9645	No	Mann-W
Vanadium (mg/L)	GWC-1	1.118	No	Mann-W
Vanadium (mg/L)	GWC-10	3.575	Yes	Mann-W
Vanadium (mg/L)	GWC-11	-1.907	No	Mann-W
Vanadium (mg/L)	GWC-12	1.195	No	Mann-W
Vanadium (mg/L)	GWA-15 (bg)	1.115	No	Mann-W
Vanadium (mg/L)	GWC-17 (bg)	2.164	No	Mann-W
Vanadium (mg/L)	GWC-18 (bg)	1.278	No	Mann-W
Vanadium (mg/L)	GWC-19	-1.215	No	Mann-W
Vanadium (mg/L)	GWC-20	0.3633	No	Mann-W
Vanadium (mg/L)	GWC-21	0.05709	No	Mann-W
Vanadium (mg/L)	GWC-23	0.1734	No	Mann-W
Vanadium (mg/L)	GWA-4A (bg)	1.666	No	Mann-W
Vanadium (mg/L)	GWA-5 (bg)	1.602	No	Mann-W
Vanadium (mg/L)	GWC-9	1.631	No	Mann-W
Zinc (mg/L)	GWA-13 (bg)	2.061	No	Mann-W
Zinc (mg/L)	GWA-14 (bg)	2.096	No	Mann-W
Zinc (mg/L)	GWA-16 (bg)	1.012	No	Mann-W
Zinc (mg/L)	GWA-2 (bg)	0.572	No	Mann-W
Zinc (mg/L)	GWA-3 (bg)	0.4328	No	Mann-W
Zinc (mg/L)	GWC-1	0.3332	No	Mann-W
Zinc (mg/L)	GWC-10	0.7992	No	Mann-W
Zinc (mg/L)	GWC-11	0.4549	No	Mann-W
Zinc (mg/L)	GWC-12	1.99	No	Mann-W
Zinc (mg/L)	GWA-15 (bg)	1.197	No	Mann-W
Zinc (mg/L)	GWC-17 (bg)	-0.2459	No	Mann-W
Zinc (mg/L)	GWC-18 (bg)	0.7167	No	Mann-W
Zinc (mg/L)	GWC-19	1.466	No	Mann-W
Zinc (mg/L)	GWC-20	-0.05287	No	Mann-W
Zinc (mg/L)	GWC-21	0.1585	No	Mann-W
Zinc (mg/L)	GWC-23	-2.07	No	Mann-W
Zinc (mg/L)	GWA-4A (bg)	-0.01954	No	Mann-W
Zinc (mg/L)	GWA-5 (bg)	0.4613	No	Mann-W
Zinc (mg/L)	GWC-9	0.9141	No	Mann-W

Appendix III Welch's t-test/Mann-Whitney - Significant Results

Plant McIntosh Client: Southern Company Data: McIntosh LF4 CCR Printed 8/2/2022, 4:43 PM

<u>Constituent</u>	<u>Well</u>	<u>Calc.</u>	<u>0.01</u>	<u>Method</u>
Sulfate (mg/L)	GWC-18 (bg)	-2.822	Yes	Mann-W
Sulfate (mg/L)	GWC-23	-2.731	Yes	Mann-W

Appendix III Welch's t-test/Mann-Whitney - All Results

Plant McIntosh Client: Southern Company Data: McIntosh LF4 CCR Printed 8/2/2022, 4:43 PM

<u>Constituent</u>	<u>Well</u>	<u>Calc.</u>	<u>0.01</u>	<u>Method</u>
Sulfate (mg/L)	GWA-13 (bg)	0.302	No	Mann-W
Sulfate (mg/L)	GWA-14 (bg)	-0.9663	No	Mann-W
Sulfate (mg/L)	GWA-16 (bg)	-1.075	No	Mann-W
Sulfate (mg/L)	GWA-2 (bg)	0	No	Mann-W
Sulfate (mg/L)	GWA-3 (bg)	-0.398	No	Mann-W
Sulfate (mg/L)	GWC-1	0.3752	No	Mann-W
Sulfate (mg/L)	GWC-10	-1.224	No	Mann-W
Sulfate (mg/L)	GWC-11	-0.2662	No	Mann-W
Sulfate (mg/L)	GWC-12	-0.8222	No	Mann-W
Sulfate (mg/L)	GWA-15 (bg)	-1.632	No	Mann-W
Sulfate (mg/L)	GWC-17 (bg)	-1.192	No	Mann-W
Sulfate (mg/L)	GWC-18 (bg)	-2.822	Yes	Mann-W
Sulfate (mg/L)	GWC-19	0.3738	No	Mann-W
Sulfate (mg/L)	GWC-20	-1.544	No	Mann-W
Sulfate (mg/L)	GWC-21	-1.925	No	Mann-W
Sulfate (mg/L)	GWC-23	-2.731	Yes	Mann-W
Sulfate (mg/L)	GWA-4A (bg)	-1.913	No	Mann-W
Sulfate (mg/L)	GWA-5 (bg)	0.2016	No	Mann-W
Sulfate (mg/L)	GWC-9	0.05473	No	Mann-W

Appendix III Trend Tests - Upgradient Wells - Significant Results

Plant McIntosh Client: Southern Company Data: McIntosh LF4 CCR Printed 8/2/2022, 4:48 PM

Constituent	Well	Slope	Calc.	Critical	Sig.	N	%NDs	Normality	Xform	Alpha	Method
Calcium (mg/L)	GWC-18 (bg)	-1.808	-158	-81	Yes	20	0	n/a	n/a	0.01	NP
Calcium (mg/L)	GWA-4A (bg)	-0.2005	-127	-74	Yes	19	0	n/a	n/a	0.01	NP
Chloride (mg/L)	GWA-3 (bg)	-0.7892	-142	-74	Yes	19	0	n/a	n/a	0.01	NP
pH (S.U.)	GWA-14 (bg)	-0.04402	-98	-87	Yes	21	0	n/a	n/a	0.01	NP
pH (S.U.)	GWA-16 (bg)	-0.03903	-94	-87	Yes	21	0	n/a	n/a	0.01	NP
pH (S.U.)	GWC-18 (bg)	-0.1282	-132	-87	Yes	21	0	n/a	n/a	0.01	NP
pH (S.U.)	GWA-5 (bg)	-0.07045	-109	-87	Yes	21	0	n/a	n/a	0.01	NP

Appendix III Trend Tests - Upgradient Wells - All Results

Plant McIntosh Client: Southern Company Data: McIntosh LF4 CCR Printed 8/2/2022, 4:48 PM

Constituent	Well	Slope	Calc.	Critical	Sig.	N	%NDs	Normality	Xform	Alpha	Method
Boron (mg/L)	GWA-13 (bg)	0	-7	-74	No	19	84.21	n/a	n/a	0.01	NP
Boron (mg/L)	GWA-14 (bg)	0	31	74	No	19	89.47	n/a	n/a	0.01	NP
Boron (mg/L)	GWA-16 (bg)	0	1	74	No	19	89.47	n/a	n/a	0.01	NP
Boron (mg/L)	GWA-2 (bg)	0	16	74	No	19	73.68	n/a	n/a	0.01	NP
Boron (mg/L)	GWA-3 (bg)	0	-11	-74	No	19	84.21	n/a	n/a	0.01	NP
Boron (mg/L)	GWA-15 (bg)	0	16	74	No	19	94.74	n/a	n/a	0.01	NP
Boron (mg/L)	GWA-17 (bg)	0	16	74	No	19	94.74	n/a	n/a	0.01	NP
Boron (mg/L)	GWC-18 (bg)	0	16	74	No	19	94.74	n/a	n/a	0.01	NP
Boron (mg/L)	GWA-4A (bg)	0	14	74	No	19	78.95	n/a	n/a	0.01	NP
Boron (mg/L)	GWA-5 (bg)	0	5	74	No	19	89.47	n/a	n/a	0.01	NP
Calcium (mg/L)	GWA-13 (bg)	0.01651	48	74	No	19	0	n/a	n/a	0.01	NP
Calcium (mg/L)	GWA-14 (bg)	0	-11	-74	No	19	0	n/a	n/a	0.01	NP
Calcium (mg/L)	GWA-16 (bg)	0.008548	59	74	No	19	0	n/a	n/a	0.01	NP
Calcium (mg/L)	GWA-2 (bg)	-0.02944	-66	-74	No	19	0	n/a	n/a	0.01	NP
Calcium (mg/L)	GWA-3 (bg)	-0.005685	-24	-74	No	19	0	n/a	n/a	0.01	NP
Calcium (mg/L)	GWA-15 (bg)	0.06952	62	74	No	19	0	n/a	n/a	0.01	NP
Calcium (mg/L)	GWC-17 (bg)	0	-10	-74	No	19	0	n/a	n/a	0.01	NP
Calcium (mg/L)	GWC-18 (bg)	-1.808	-158	-81	Yes	20	0	n/a	n/a	0.01	NP
Calcium (mg/L)	GWA-4A (bg)	-0.2005	-127	-74	Yes	19	0	n/a	n/a	0.01	NP
Calcium (mg/L)	GWA-5 (bg)	-0.04011	-27	-74	No	19	0	n/a	n/a	0.01	NP
Chloride (mg/L)	GWA-13 (bg)	0.02934	29	74	No	19	0	n/a	n/a	0.01	NP
Chloride (mg/L)	GWA-14 (bg)	-0.05214	-51	-74	No	19	0	n/a	n/a	0.01	NP
Chloride (mg/L)	GWA-16 (bg)	0	-7	-74	No	19	0	n/a	n/a	0.01	NP
Chloride (mg/L)	GWA-2 (bg)	-0.03728	-33	-74	No	19	0	n/a	n/a	0.01	NP
Chloride (mg/L)	GWA-3 (bg)	-0.7892	-142	-74	Yes	19	0	n/a	n/a	0.01	NP
Chloride (mg/L)	GWA-15 (bg)	0	2	74	No	19	0	n/a	n/a	0.01	NP
Chloride (mg/L)	GWC-17 (bg)	0.07026	53	74	No	19	0	n/a	n/a	0.01	NP
Chloride (mg/L)	GWC-18 (bg)	-0.06718	-44	-74	No	19	0	n/a	n/a	0.01	NP
Chloride (mg/L)	GWA-4A (bg)	0.09648	52	74	No	19	0	n/a	n/a	0.01	NP
Chloride (mg/L)	GWA-5 (bg)	0.05267	33	68	No	18	0	n/a	n/a	0.01	NP
Fluoride (mg/L)	GWA-13 (bg)	0	3	74	No	19	84.21	n/a	n/a	0.01	NP
Fluoride (mg/L)	GWA-14 (bg)	0	-12	-74	No	19	78.95	n/a	n/a	0.01	NP
Fluoride (mg/L)	GWA-16 (bg)	0	-3	-74	No	19	84.21	n/a	n/a	0.01	NP
Fluoride (mg/L)	GWA-2 (bg)	0	-9	-74	No	19	68.42	n/a	n/a	0.01	NP
Fluoride (mg/L)	GWA-3 (bg)	0	-3	-74	No	19	84.21	n/a	n/a	0.01	NP
Fluoride (mg/L)	GWA-15 (bg)	0	-12	-74	No	19	78.95	n/a	n/a	0.01	NP
Fluoride (mg/L)	GWC-17 (bg)	-0.006675	-49	-74	No	19	5.263	n/a	n/a	0.01	NP
Fluoride (mg/L)	GWC-18 (bg)	-0.02027	-58	-81	No	20	0	n/a	n/a	0.01	NP
Fluoride (mg/L)	GWA-4A (bg)	0	1	74	No	19	84.21	n/a	n/a	0.01	NP
Fluoride (mg/L)	GWA-5 (bg)	0	-35	-74	No	19	68.42	n/a	n/a	0.01	NP
pH (S.U.)	GWA-13 (bg)	-0.03167	-54	-87	No	21	0	n/a	n/a	0.01	NP
pH (S.U.)	GWA-14 (bg)	-0.04402	-98	-87	Yes	21	0	n/a	n/a	0.01	NP
pH (S.U.)	GWA-16 (bg)	-0.03903	-94	-87	Yes	21	0	n/a	n/a	0.01	NP
pH (S.U.)	GWA-2 (bg)	-0.02753	-52	-87	No	21	0	n/a	n/a	0.01	NP
pH (S.U.)	GWA-3 (bg)	-0.01933	-53	-87	No	21	0	n/a	n/a	0.01	NP
pH (S.U.)	GWA-15 (bg)	-0.01003	-15	-87	No	21	0	n/a	n/a	0.01	NP
pH (S.U.)	GWC-17 (bg)	0.009597	34	87	No	21	0	n/a	n/a	0.01	NP
pH (S.U.)	GWC-18 (bg)	-0.1282	-132	-87	Yes	21	0	n/a	n/a	0.01	NP
pH (S.U.)	GWA-4A (bg)	-0.09904	-72	-87	No	21	0	n/a	n/a	0.01	NP
pH (S.U.)	GWA-5 (bg)	-0.07045	-109	-87	Yes	21	0	n/a	n/a	0.01	NP
Total Dissolved Solids (mg/L)	GWA-13 (bg)	1.162	19	74	No	19	15.79	n/a	n/a	0.01	NP
Total Dissolved Solids (mg/L)	GWA-14 (bg)	-0.2307	-10	-74	No	19	15.79	n/a	n/a	0.01	NP
Total Dissolved Solids (mg/L)	GWA-16 (bg)	2.086	27	74	No	19	15.79	n/a	n/a	0.01	NP
Total Dissolved Solids (mg/L)	GWA-2 (bg)	2.558	32	74	No	19	5.263	n/a	n/a	0.01	NP
Total Dissolved Solids (mg/L)	GWA-3 (bg)	-1.051	-22	-74	No	19	10.53	n/a	n/a	0.01	NP
Total Dissolved Solids (mg/L)	GWA-15 (bg)	1.594	30	74	No	19	10.53	n/a	n/a	0.01	NP
Total Dissolved Solids (mg/L)	GWC-17 (bg)	1.118	20	74	No	19	5.263	n/a	n/a	0.01	NP
Total Dissolved Solids (mg/L)	GWC-18 (bg)	-8.249	-55	-74	No	19	0	n/a	n/a	0.01	NP
Total Dissolved Solids (mg/L)	GWA-4A (bg)	0	-1	-74	No	19	15.79	n/a	n/a	0.01	NP
Total Dissolved Solids (mg/L)	GWA-5 (bg)	1.759	16	74	No	19	10.53	n/a	n/a	0.01	NP

Appendix I Intrawell Prediction Limit - Significant Results

Plant McIntosh Client: Southern Company Data: McIntosh LF4 CCR Printed 8/2/2022, 5:13 PM

Constituent	Well	Upper Lim.	Lower Lim.	Date	Observ.	Sig.	Bg.N	Bg Mean	Std. Dev.	%NDs	ND Adj.	Transform	Alpha	Method
Lead (mg/L)	GWA-2	0.001	n/a	2/22/2022	0.0054	Yes	44	n/a	n/a	97.73	n/a	n/a	0.0009963	NP Intra (NDs) 1 of 2
Zinc (mg/L)	GWA-16	0.006209	n/a	2/22/2022	0.0076	Yes	17	0.003746	0.0009541	41.18	Kaplan-Meier	No	0.0003901	Param Intra 1 of 2
Zinc (mg/L)	GWC-23	0.01473	n/a	2/23/2022	0.017	Yes	12	0.07662	0.01557	33.33	Kaplan-Meier	sqrt(x)	0.0003901	Param Intra 1 of 2

Appendix I IntraWell Prediction Limit - All Results

Plant McIntosh Client: Southern Company Data: McIntosh LF4 CCR Printed 8/2/2022, 5:13 PM

Constituent	Well	Upper Lim.	Lower Lim.	Date	Observ.	Sig.	Bg N	Bg Mean	Std. Dev.	%NDs	ND Adj.	Transform	Alpha	Method
Antimony (mg/L)	GWA-13	0.002	n/a	2/22/2022	0.002ND	No	23	n/a	n/a	95.65	n/a	n/a	0.003415	NP Intra (NDs) 1 of 2
Antimony (mg/L)	GWA-14	0.002	n/a	2/22/2022	0.002ND	No	23	n/a	n/a	95.65	n/a	n/a	0.003415	NP Intra (NDs) 1 of 2
Antimony (mg/L)	GWA-2	0.002	n/a	2/22/2022	0.002ND	No	44	n/a	n/a	97.73	n/a	n/a	0.0009963	NP Intra (NDs) 1 of 2
Antimony (mg/L)	GWA-3	0.0022	n/a	2/22/2022	0.002ND	No	44	n/a	n/a	95.45	n/a	n/a	0.0009963	NP Intra (NDs) 1 of 2
Antimony (mg/L)	GWC-18	0.002	n/a	2/23/2022	0.002ND	No	23	n/a	n/a	95.65	n/a	n/a	0.003415	NP Intra (NDs) 1 of 2
Arsenic (mg/L)	GWA-13	0.001	n/a	2/22/2022	0.001ND	No	23	n/a	n/a	95.65	n/a	n/a	0.003415	NP Intra (NDs) 1 of 2
Arsenic (mg/L)	GWA-14	0.001	n/a	2/22/2022	0.001ND	No	23	n/a	n/a	95.65	n/a	n/a	0.003415	NP Intra (NDs) 1 of 2
Arsenic (mg/L)	GWA-16	0.001	n/a	2/22/2022	0.001ND	No	23	n/a	n/a	95.65	n/a	n/a	0.003415	NP Intra (NDs) 1 of 2
Arsenic (mg/L)	GWA-3	0.0011	n/a	2/22/2022	0.001ND	No	43	n/a	n/a	93.02	n/a	n/a	0.001037	NP Intra (NDs) 1 of 2
Arsenic (mg/L)	GWC-1	0.001	n/a	2/23/2022	0.001ND	No	44	n/a	n/a	97.73	n/a	n/a	0.0009963	NP Intra (NDs) 1 of 2
Arsenic (mg/L)	GWC-10	0.0013	n/a	2/23/2022	0.00048J	No	44	n/a	n/a	79.55	n/a	n/a	0.0009963	NP Intra (NDs) 1 of 2
Arsenic (mg/L)	GWC-11	0.005	n/a	2/23/2022	0.0013	No	44	n/a	n/a	59.09	n/a	n/a	0.0009963	NP Intra (NDs) 1 of 2
Arsenic (mg/L)	GWC-12	0.0011	n/a	2/23/2022	0.001ND	No	44	n/a	n/a	90.91	n/a	n/a	0.0009963	NP Intra (NDs) 1 of 2
Arsenic (mg/L)	GWA-15	0.001	n/a	2/22/2022	0.001ND	No	23	n/a	n/a	86.96	n/a	n/a	0.003415	NP Intra (NDs) 1 of 2
Arsenic (mg/L)	GWC-17	0.001	n/a	2/22/2022	0.001ND	No	23	n/a	n/a	82.61	n/a	n/a	0.003415	NP Intra (NDs) 1 of 2
Arsenic (mg/L)	GWC-18	0.001599	n/a	2/23/2022	0.00098J	No	23	0.0008505	0.0003091	26.09	Kaplan-Meier	No	0.0003901	Param Intra 1 of 2
Arsenic (mg/L)	GWC-19	0.001	n/a	2/23/2022	0.00028J	No	23	n/a	n/a	86.96	n/a	n/a	0.003415	NP Intra (NDs) 1 of 2
Arsenic (mg/L)	GWC-20	0.001	n/a	2/22/2022	0.001ND	No	23	n/a	n/a	86.96	n/a	n/a	0.003415	NP Intra (NDs) 1 of 2
Arsenic (mg/L)	GWC-21	0.0022	n/a	2/23/2022	0.001ND	No	23	n/a	n/a	73.91	n/a	n/a	0.003415	NP Intra (NDs) 1 of 2
Arsenic (mg/L)	GWC-23	0.0021	n/a	2/23/2022	0.001ND	No	18	n/a	n/a	55.56	n/a	n/a	0.005373	NP Intra (NDs) 1 of 2
Arsenic (mg/L)	GWA-4A	0.0027	n/a	2/23/2022	0.00035J	No	44	n/a	n/a	75	n/a	n/a	0.0009963	NP Intra (NDs) 1 of 2
Arsenic (mg/L)	GWA-5	0.0027	n/a	2/22/2022	0.001ND	No	46	n/a	n/a	93.48	n/a	n/a	0.0009151	NP Intra (NDs) 1 of 2
Arsenic (mg/L)	GWC-9	0.001	n/a	2/23/2022	0.001ND	No	44	n/a	n/a	93.18	n/a	n/a	0.0009963	NP Intra (NDs) 1 of 2
Barium (mg/L)	GWA-13	0.03	n/a	2/22/2022	0.019	No	23	n/a	n/a	0	n/a	n/a	0.003415	NP Intra (normality) 1 of 2
Barium (mg/L)	GWA-14	0.018	n/a	2/22/2022	0.014	No	23	n/a	n/a	0	n/a	n/a	0.003415	NP Intra (normality) 1 of 2
Barium (mg/L)	GWA-16	0.039	n/a	2/22/2022	0.026	No	23	n/a	n/a	0	n/a	n/a	0.003415	NP Intra (normality) 1 of 2
Barium (mg/L)	GWA-2	0.03951	n/a	2/22/2022	0.038	No	21	0.001061	0.000203	0	None	x^2	0.0003901	Param Intra 1 of 2
Barium (mg/L)	GWA-3	0.02824	n/a	2/22/2022	0.015	No	41	0.1253	0.01911	0	None	sqrt(x)	0.0003901	Param Intra 1 of 2
Barium (mg/L)	GWC-1	0.05868	n/a	2/23/2022	0.039	No	26	0.04082	0.007541	0	None	No	0.0003901	Param Intra 1 of 2
Barium (mg/L)	GWC-10	0.04584	n/a	2/23/2022	0.018	No	44	-3.805	0.3247	0	None	ln(x)	0.0003901	Param Intra 1 of 2
Barium (mg/L)	GWC-11	0.026	n/a	2/23/2022	0.01	No	43	n/a	n/a	0	n/a	n/a	0.001037	NP Intra (normality) 1 of 2
Barium (mg/L)	GWC-12	0.016	n/a	2/23/2022	0.01	No	44	n/a	n/a	0	n/a	n/a	0.0009963	NP Intra (normality) 1 of 2
Barium (mg/L)	GWA-15	0.0298	n/a	2/22/2022	0.026	No	23	0.02488	0.002035	0	None	No	0.0003901	Param Intra 1 of 2
Barium (mg/L)	GWC-17	0.021	n/a	2/22/2022	0.019	No	23	n/a	n/a	0	n/a	n/a	0.003415	NP Intra (normality) 1 of 2
Barium (mg/L)	GWC-18	0.02733	n/a	2/23/2022	0.012	No	16	0.01725	0.003856	0	None	No	0.0003901	Param Intra 1 of 2
Barium (mg/L)	GWC-19	0.02234	n/a	2/23/2022	0.01	No	18	0.0143	0.003157	0	None	No	0.0003901	Param Intra 1 of 2
Barium (mg/L)	GWC-20	0.02816	n/a	2/22/2022	0.018	No	17	0.02041	0.003001	0	None	No	0.0003901	Param Intra 1 of 2
Barium (mg/L)	GWC-21	0.02892	n/a	2/23/2022	0.02	No	23	0.1356	0.01422	0	None	sqrt(x)	0.0003901	Param Intra 1 of 2
Barium (mg/L)	GWC-23	0.05222	n/a	2/23/2022	0.024	No	11	0.02973	0.007511	0	None	No	0.0003901	Param Intra 1 of 2
Barium (mg/L)	GWA-4A	0.03912	n/a	2/23/2022	0.015	No	44	0.02332	0.007101	0	None	No	0.0003901	Param Intra 1 of 2
Barium (mg/L)	GWA-5	0.07111	n/a	2/22/2022	0.041	No	26	0.04259	0.01205	0	None	No	0.0003901	Param Intra 1 of 2
Barium (mg/L)	GWC-9	0.03659	n/a	2/23/2022	0.026	No	44	0.02483	0.005288	0	None	No	0.0003901	Param Intra 1 of 2
Beryllium (mg/L)	GWA-13	0.0025	n/a	2/22/2022	0.0025ND	No	22	n/a	n/a	86.36	n/a	n/a	0.003707	NP Intra (NDs) 1 of 2
Beryllium (mg/L)	GWA-14	0.0025	n/a	2/22/2022	0.0025ND	No	23	n/a	n/a	91.3	n/a	n/a	0.003415	NP Intra (NDs) 1 of 2
Beryllium (mg/L)	GWA-16	0.0025	n/a	2/22/2022	0.0025ND	No	23	n/a	n/a	91.3	n/a	n/a	0.003415	NP Intra (NDs) 1 of 2
Beryllium (mg/L)	GWA-2	0.0025	n/a	2/22/2022	0.0025ND	No	44	n/a	n/a	86.36	n/a	n/a	0.0009963	NP Intra (NDs) 1 of 2
Beryllium (mg/L)	GWA-3	0.0025	n/a	2/22/2022	0.0025ND	No	44	n/a	n/a	95.45	n/a	n/a	0.0009963	NP Intra (NDs) 1 of 2
Beryllium (mg/L)	GWC-1	0.0025	n/a	2/23/2022	0.0025ND	No	44	n/a	n/a	79.55	n/a	n/a	0.0009963	NP Intra (NDs) 1 of 2
Beryllium (mg/L)	GWC-10	0.0025	n/a	2/23/2022	0.0025ND	No	44	n/a	n/a	93.18	n/a	n/a	0.0009963	NP Intra (NDs) 1 of 2
Beryllium (mg/L)	GWC-11	0.0025	n/a	2/23/2022	0.0025ND	No	44	n/a	n/a	95.45	n/a	n/a	0.0009963	NP Intra (NDs) 1 of 2
Beryllium (mg/L)	GWC-12	0.0025	n/a	2/23/2022	0.0025ND	No	44	n/a	n/a	81.82	n/a	n/a	0.0009963	NP Intra (NDs) 1 of 2
Beryllium (mg/L)	GWA-15	0.0025	n/a	2/22/2022	0.0025ND	No	23	n/a	n/a	95.65	n/a	n/a	0.003415	NP Intra (NDs) 1 of 2
Beryllium (mg/L)	GWC-17	0.001	n/a	2/22/2022	0.00078J	No	22	n/a	n/a	0	n/a	n/a	0.003707	NP Intra (normality) 1 of 2
Beryllium (mg/L)	GWC-18	0.0025	n/a	2/23/2022	0.0025ND	No	23	n/a	n/a	95.65	n/a	n/a	0.003415	NP Intra (NDs) 1 of 2
Beryllium (mg/L)	GWC-19	0.0025	n/a	2/23/2022	0.00031J	No	23	n/a	n/a	56.52	n/a	n/a	0.003415	NP Intra (NDs) 1 of 2
Beryllium (mg/L)	GWC-20	0.0025	n/a	2/22/2022	0.0025ND	No	23	n/a	n/a	56.52	n/a	n/a	0.003415	NP Intra (NDs) 1 of 2
Beryllium (mg/L)	GWC-21	0.0025	n/a	2/23/2022	0.0025ND	No	23	n/a	n/a	91.3	n/a	n/a	0.003415	NP Intra (NDs) 1 of 2
Beryllium (mg/L)	GWC-23	0.0025	n/a	2/23/2022	0.0025ND	No	18	n/a	n/a	88.89	n/a	n/a	0.005373	NP Intra (NDs) 1 of 2
Beryllium (mg/L)	GWA-4A	0.0025	n/a	2/23/2022	0.0025ND	No	44	n/a	n/a	90.91	n/a	n/a	0.0009963	NP Intra (NDs) 1 of 2
Beryllium (mg/L)	GWA-5	0.0025	n/a	2/22/2022	0.0025ND	No	46	n/a	n/a	93.48	n/a	n/a	0.0009151	NP Intra (NDs) 1 of 2

Appendix I IntraWell Prediction Limit - All Results

Plant McIntosh Client: Southern Company Data: McIntosh LF4 CCR Printed 8/2/2022, 5:13 PM

Constituent	Well	Upper Lim.	Lower Lim.	Date	Observ.	Sig.	Bg N	Bg Mean	Std. Dev.	%NDs	ND Adj.	Transform	Alpha	Method
Beryllium (mg/L)	GWC-9	0.0025	n/a	2/23/2022	0.0025ND	No	44	n/a	n/a	90.91	n/a	n/a	0.0009963	NP Intra (NDs) 1 of 2
Cadmium (mg/L)	GWA-13	0.0025	n/a	2/22/2022	0.0025ND	No	23	n/a	n/a	91.3	n/a	n/a	0.003415	NP Intra (NDs) 1 of 2
Cadmium (mg/L)	GWA-14	0.0025	n/a	2/22/2022	0.0025ND	No	23	n/a	n/a	91.3	n/a	n/a	0.003415	NP Intra (NDs) 1 of 2
Cadmium (mg/L)	GWA-16	0.0025	n/a	2/22/2022	0.0025ND	No	23	n/a	n/a	95.65	n/a	n/a	0.003415	NP Intra (NDs) 1 of 2
Cadmium (mg/L)	GWC-17	0.0008068	n/a	2/22/2022	0.00064J	No	23	0.0005767	0.00009507	0	None	No	0.0003901	Param Intra 1 of 2
Cadmium (mg/L)	GWC-18	0.0025	n/a	2/23/2022	0.0025ND	No	23	n/a	n/a	95.65	n/a	n/a	0.003415	NP Intra (NDs) 1 of 2
Cadmium (mg/L)	GWC-19	0.0025	n/a	2/23/2022	0.0025ND	No	23	n/a	n/a	82.61	n/a	n/a	0.003415	NP Intra (NDs) 1 of 2
Cadmium (mg/L)	GWC-20	0.0025	n/a	2/22/2022	0.0025ND	No	23	n/a	n/a	60.87	n/a	n/a	0.003415	NP Intra (NDs) 1 of 2
Cadmium (mg/L)	GWC-21	0.0025	n/a	2/23/2022	0.0025ND	No	23	n/a	n/a	82.61	n/a	n/a	0.003415	NP Intra (NDs) 1 of 2
Cadmium (mg/L)	GWC-23	0.0025	n/a	2/23/2022	0.0025ND	No	18	n/a	n/a	88.89	n/a	n/a	0.005373	NP Intra (NDs) 1 of 2
Cadmium (mg/L)	GWA-4A	0.0025	n/a	2/23/2022	0.00024J	No	44	n/a	n/a	93.18	n/a	n/a	0.0009963	NP Intra (NDs) 1 of 2
Chromium (mg/L)	GWA-13	0.0094	n/a	2/22/2022	0.002ND	No	21	n/a	n/a	66.67	n/a	n/a	0.003999	NP Intra (NDs) 1 of 2
Chromium (mg/L)	GWA-14	0.0047	n/a	2/22/2022	0.002ND	No	22	n/a	n/a	86.36	n/a	n/a	0.003707	NP Intra (NDs) 1 of 2
Chromium (mg/L)	GWA-16	0.024	n/a	2/22/2022	0.0015J	No	22	n/a	n/a	36.36	n/a	n/a	0.003707	NP Intra (normality) 1 of 2
Chromium (mg/L)	GWA-2	0.003313	n/a	2/22/2022	0.0018J	No	43	0.03944	0.008126	20.93	Kaplan-Meier sqrt(x)		0.0003901	Param Intra 1 of 2
Chromium (mg/L)	GWA-3	0.003714	n/a	2/22/2022	0.002ND	No	43	-6.638	0.4673	34.88	Kaplan-Meier ln(x)		0.0003901	Param Intra 1 of 2
Chromium (mg/L)	GWC-1	0.005	n/a	2/23/2022	0.002ND	No	44	n/a	n/a	40.91	n/a	n/a	0.0009963	NP Intra (normality) 1 of 2
Chromium (mg/L)	GWC-10	0.01	n/a	2/23/2022	0.0031	No	44	n/a	n/a	20.45	n/a	n/a	0.0009963	NP Intra (normality) 1 of 2
Chromium (mg/L)	GWC-11	0.01042	n/a	2/23/2022	0.005	No	44	0.005738	0.002105	2.273	None	No	0.0003901	Param Intra 1 of 2
Chromium (mg/L)	GWC-12	0.01	n/a	2/23/2022	0.0016J	No	44	n/a	n/a	18.18	n/a	n/a	0.0009963	NP Intra (normality) 1 of 2
Chromium (mg/L)	GWA-15	0.0051	n/a	2/22/2022	0.002ND	No	22	n/a	n/a	63.64	n/a	n/a	0.003707	NP Intra (NDs) 1 of 2
Chromium (mg/L)	GWC-17	0.01	n/a	2/22/2022	0.003	No	22	n/a	n/a	22.73	n/a	n/a	0.003707	NP Intra (normality) 1 of 2
Chromium (mg/L)	GWC-18	0.006324	n/a	2/23/2022	0.0025	No	22	-6.022	0.3929	0	None	ln(x)	0.0003901	Param Intra 1 of 2
Chromium (mg/L)	GWC-19	0.0056	n/a	2/23/2022	0.0016J	No	22	n/a	n/a	13.64	n/a	n/a	0.003707	NP Intra (normality) 1 of 2
Chromium (mg/L)	GWC-20	0.005	n/a	2/22/2022	0.002ND	No	22	n/a	n/a	81.82	n/a	n/a	0.003707	NP Intra (NDs) 1 of 2
Chromium (mg/L)	GWC-21	0.0044	n/a	2/23/2022	0.002ND	No	21	n/a	n/a	85.71	n/a	n/a	0.003999	NP Intra (NDs) 1 of 2
Chromium (mg/L)	GWC-23	0.004	n/a	2/23/2022	0.0028	No	18	n/a	n/a	61.11	n/a	n/a	0.005373	NP Intra (NDs) 1 of 2
Chromium (mg/L)	GWA-4A	0.0096	n/a	2/23/2022	0.002ND	No	44	n/a	n/a	70.45	n/a	n/a	0.0009963	NP Intra (NDs) 1 of 2
Chromium (mg/L)	GWA-5	0.0054	n/a	2/22/2022	0.002ND	No	45	n/a	n/a	68.89	n/a	n/a	0.0009557	NP Intra (NDs) 1 of 2
Chromium (mg/L)	GWC-9	0.0043	n/a	2/23/2022	0.002ND	No	43	n/a	n/a	67.44	n/a	n/a	0.001037	NP Intra (NDs) 1 of 2
Cobalt (mg/L)	GWA-13	0.001556	n/a	2/22/2022	0.00052J	No	23	-7.415	0.3922	17.39	Kaplan-Meier ln(x)		0.0003901	Param Intra 1 of 2
Cobalt (mg/L)	GWA-14	0.0025	n/a	2/22/2022	0.00042J	No	23	n/a	n/a	39.13	n/a	n/a	0.003415	NP Intra (normality) 1 of 2
Cobalt (mg/L)	GWA-16	0.0025	n/a	2/22/2022	0.00048J	No	23	n/a	n/a	13.04	n/a	n/a	0.003415	NP Intra (normality) 1 of 2
Cobalt (mg/L)	GWA-2	0.01	n/a	2/22/2022	0.0015J	No	44	n/a	n/a	47.73	n/a	n/a	0.0009963	NP Intra (normality) 1 of 2
Cobalt (mg/L)	GWA-3	0.0025	n/a	2/22/2022	0.00037J	No	43	n/a	n/a	79.07	n/a	n/a	0.001037	NP Intra (NDs) 1 of 2
Cobalt (mg/L)	GWC-1	0.0025	n/a	2/23/2022	0.0017J	No	44	n/a	n/a	45.45	n/a	n/a	0.0009963	NP Intra (normality) 1 of 2
Cobalt (mg/L)	GWC-10	0.0025	n/a	2/23/2022	0.0025ND	No	44	n/a	n/a	93.18	n/a	n/a	0.0009963	NP Intra (NDs) 1 of 2
Cobalt (mg/L)	GWC-11	0.0071	n/a	2/23/2022	0.0025ND	No	44	n/a	n/a	81.82	n/a	n/a	0.0009963	NP Intra (NDs) 1 of 2
Cobalt (mg/L)	GWC-12	0.005	n/a	2/23/2022	0.00049J	No	43	n/a	n/a	48.84	n/a	n/a	0.001037	NP Intra (normality) 1 of 2
Cobalt (mg/L)	GWA-15	0.0025	n/a	2/22/2022	0.00051J	No	23	n/a	n/a	17.39	n/a	n/a	0.003415	NP Intra (normality) 1 of 2
Cobalt (mg/L)	GWC-17	0.002151	n/a	2/22/2022	0.0025ND	No	23	0.02623	0.008328	17.39	Kaplan-Meier sqrt(x)		0.0003901	Param Intra 1 of 2
Cobalt (mg/L)	GWC-18	0.0025	n/a	2/23/2022	0.0025ND	No	23	n/a	n/a	91.3	n/a	n/a	0.003415	NP Intra (NDs) 1 of 2
Cobalt (mg/L)	GWC-19	0.0025	n/a	2/23/2022	0.0025ND	No	23	n/a	n/a	78.26	n/a	n/a	0.003415	NP Intra (NDs) 1 of 2
Cobalt (mg/L)	GWC-20	0.003273	n/a	2/22/2022	0.0009J	No	17	0.001572	0.0006589	0	None	No	0.0003901	Param Intra 1 of 2
Cobalt (mg/L)	GWC-21	0.002693	n/a	2/23/2022	0.00079J	No	22	0.001493	0.0004917	9.091	None	No	0.0003901	Param Intra 1 of 2
Cobalt (mg/L)	GWC-23	0.01076	n/a	2/23/2022	0.0026	No	18	0.005633	0.002013	0	None	No	0.0003901	Param Intra 1 of 2
Cobalt (mg/L)	GWA-4A	0.013	n/a	2/23/2022	0.0013J	No	44	n/a	n/a	50	n/a	n/a	0.0009963	NP Intra (normality) 1 of 2
Cobalt (mg/L)	GWA-5	0.011	n/a	2/22/2022	0.00076J	No	46	n/a	n/a	43.48	n/a	n/a	0.0009151	NP Intra (normality) 1 of 2
Cobalt (mg/L)	GWC-9	0.0055	n/a	2/23/2022	0.00064J	No	44	n/a	n/a	50	n/a	n/a	0.0009963	NP Intra (normality) 1 of 2
Copper (mg/L)	GWA-13	0.002	n/a	2/22/2022	0.002ND	No	17	n/a	n/a	94.12	n/a	n/a	0.005914	NP Intra (NDs) 1 of 2
Copper (mg/L)	GWA-14	0.002	n/a	2/22/2022	0.002ND	No	17	n/a	n/a	88.24	n/a	n/a	0.005914	NP Intra (NDs) 1 of 2
Copper (mg/L)	GWA-16	0.002	n/a	2/22/2022	0.002ND	No	17	n/a	n/a	88.24	n/a	n/a	0.005914	NP Intra (NDs) 1 of 2
Copper (mg/L)	GWA-2	0.003	n/a	2/22/2022	0.002ND	No	38	n/a	n/a	97.37	n/a	n/a	0.001294	NP Intra (NDs) 1 of 2
Copper (mg/L)	GWA-3	0.0034	n/a	2/22/2022	0.002ND	No	37	n/a	n/a	86.49	n/a	n/a	0.001361	NP Intra (NDs) 1 of 2
Copper (mg/L)	GWC-1	0.002	n/a	2/23/2022	0.002ND	No	37	n/a	n/a	97.3	n/a	n/a	0.001361	NP Intra (NDs) 1 of 2
Copper (mg/L)	GWC-11	0.0027	n/a	2/23/2022	0.002ND	No	38	n/a	n/a	89.47	n/a	n/a	0.001294	NP Intra (NDs) 1 of 2
Copper (mg/L)	GWC-12	0.002	n/a	2/23/2022	0.002ND	No	38	n/a	n/a	94.74	n/a	n/a	0.001294	NP Intra (NDs) 1 of 2
Copper (mg/L)	GWA-15	0.002	n/a	2/22/2022	0.002ND	No	17	n/a	n/a	94.12	n/a	n/a	0.005914	NP Intra (NDs) 1 of 2
Copper (mg/L)	GWC-17	0.0021	n/a	2/22/2022	0.002ND	No	17	n/a	n/a	82.35	n/a	n/a	0.005914	NP Intra (NDs) 1 of 2
Copper (mg/L)	GWC-18	0.0021	n/a	2/23/2022	0.002ND	No	17	n/a	n/a	64.71	n/a	n/a	0.005914	NP Intra (NDs) 1 of 2

Appendix I IntraWell Prediction Limit - All Results

Plant McIntosh Client: Southern Company Data: McIntosh LF4 CCR Printed 8/2/2022, 5:13 PM

Constituent	Well	Upper Lim.	Lower Lim.	Date	Observ.	Sig.	Bg N	Bg Mean	Std. Dev.	%NDs	ND Adj.	Transform	Alpha	Method
Copper (mg/L)	GWC-19	0.002	n/a	2/23/2022	0.002ND	No	17	n/a	n/a	88.24	n/a	n/a	0.005914	NP Intra (NDs) 1 of 2
Copper (mg/L)	GWC-20	0.002	n/a	2/22/2022	0.002ND	No	17	n/a	n/a	88.24	n/a	n/a	0.005914	NP Intra (NDs) 1 of 2
Copper (mg/L)	GWC-21	0.002	n/a	2/23/2022	0.002ND	No	16	n/a	n/a	81.25	n/a	n/a	0.006456	NP Intra (NDs) 1 of 2
Copper (mg/L)	GWC-23	0.002	n/a	2/23/2022	0.002ND	No	12	n/a	n/a	75	n/a	n/a	0.01077	NP Intra (NDs) 1 of 2
Copper (mg/L)	GWA-4A	0.0051	n/a	2/23/2022	0.0012J	No	38	n/a	n/a	81.58	n/a	n/a	0.001294	NP Intra (NDs) 1 of 2
Copper (mg/L)	GWA-5	0.0021	n/a	2/22/2022	0.002ND	No	38	n/a	n/a	94.74	n/a	n/a	0.001294	NP Intra (NDs) 1 of 2
Copper (mg/L)	GWC-9	0.0021	n/a	2/23/2022	0.002ND	No	38	n/a	n/a	92.11	n/a	n/a	0.001294	NP Intra (NDs) 1 of 2
Lead (mg/L)	GWA-13	0.001	n/a	2/22/2022	0.001ND	No	23	n/a	n/a	95.65	n/a	n/a	0.003415	NP Intra (NDs) 1 of 2
Lead (mg/L)	GWA-14	0.001	n/a	2/22/2022	0.001ND	No	23	n/a	n/a	91.3	n/a	n/a	0.003415	NP Intra (NDs) 1 of 2
Lead (mg/L)	GWA-16	0.001	n/a	2/22/2022	0.001ND	No	23	n/a	n/a	91.3	n/a	n/a	0.003415	NP Intra (NDs) 1 of 2
Lead (mg/L)	GWA-2	0.001	n/a	2/22/2022	0.0054	Yes	44	n/a	n/a	97.73	n/a	n/a	0.0009963	NP Intra (NDs) 1 of 2
Lead (mg/L)	GWC-11	0.001	n/a	2/23/2022	0.00017J	No	44	n/a	n/a	90.91	n/a	n/a	0.0009963	NP Intra (NDs) 1 of 2
Lead (mg/L)	GWC-18	0.001	n/a	2/23/2022	0.00026J	No	23	n/a	n/a	78.26	n/a	n/a	0.003415	NP Intra (NDs) 1 of 2
Lead (mg/L)	GWC-20	0.001	n/a	2/22/2022	0.001ND	No	23	n/a	n/a	95.65	n/a	n/a	0.003415	NP Intra (NDs) 1 of 2
Lead (mg/L)	GWC-21	0.001	n/a	2/23/2022	0.001ND	No	23	n/a	n/a	91.3	n/a	n/a	0.003415	NP Intra (NDs) 1 of 2
Lead (mg/L)	GWC-23	0.001	n/a	2/23/2022	0.001ND	No	18	n/a	n/a	88.89	n/a	n/a	0.005373	NP Intra (NDs) 1 of 2
Lead (mg/L)	GWA-4A	0.001	n/a	2/23/2022	0.00019J	No	44	n/a	n/a	95.45	n/a	n/a	0.0009963	NP Intra (NDs) 1 of 2
Lead (mg/L)	GWA-5	0.001	n/a	2/22/2022	0.001ND	No	46	n/a	n/a	91.3	n/a	n/a	0.0009151	NP Intra (NDs) 1 of 2
Nickel (mg/L)	GWA-13	0.001	n/a	2/22/2022	0.001ND	No	17	n/a	n/a	82.35	n/a	n/a	0.005914	NP Intra (NDs) 1 of 2
Nickel (mg/L)	GWA-14	0.001	n/a	2/22/2022	0.001ND	No	17	n/a	n/a	58.82	n/a	n/a	0.005914	NP Intra (NDs) 1 of 2
Nickel (mg/L)	GWA-16	0.001	n/a	2/22/2022	0.001ND	No	17	n/a	n/a	70.59	n/a	n/a	0.005914	NP Intra (NDs) 1 of 2
Nickel (mg/L)	GWA-2	0.0043	n/a	2/22/2022	0.00092J	No	38	n/a	n/a	73.68	n/a	n/a	0.001294	NP Intra (NDs) 1 of 2
Nickel (mg/L)	GWA-3	0.001	n/a	2/22/2022	0.001ND	No	36	n/a	n/a	88.89	n/a	n/a	0.001429	NP Intra (NDs) 1 of 2
Nickel (mg/L)	GWC-1	0.0025	n/a	2/23/2022	0.0012	No	37	n/a	n/a	75.68	n/a	n/a	0.001361	NP Intra (NDs) 1 of 2
Nickel (mg/L)	GWC-10	0.0013	n/a	2/23/2022	0.001ND	No	38	n/a	n/a	92.11	n/a	n/a	0.001294	NP Intra (NDs) 1 of 2
Nickel (mg/L)	GWC-11	0.0049	n/a	2/23/2022	0.001ND	No	38	n/a	n/a	76.32	n/a	n/a	0.001294	NP Intra (NDs) 1 of 2
Nickel (mg/L)	GWC-12	0.0057	n/a	2/23/2022	0.0011	No	38	n/a	n/a	76.32	n/a	n/a	0.001294	NP Intra (NDs) 1 of 2
Nickel (mg/L)	GWA-15	0.001	n/a	2/22/2022	0.00061J	No	17	n/a	n/a	76.47	n/a	n/a	0.005914	NP Intra (NDs) 1 of 2
Nickel (mg/L)	GWC-17	0.004232	n/a	2/22/2022	0.0017	No	17	0.04658	0.007156	5.882	None	sqrt(x)	0.0003901	Param Intra 1 of 2
Nickel (mg/L)	GWC-18	0.0025	n/a	2/23/2022	0.001	No	17	n/a	n/a	41.18	n/a	n/a	0.005914	NP Intra (normality) 1 of 2
Nickel (mg/L)	GWC-19	0.002989	n/a	2/23/2022	0.0011	No	17	0.001765	0.0004743	5.882	None	No	0.0003901	Param Intra 1 of 2
Nickel (mg/L)	GWC-20	0.006632	n/a	2/22/2022	0.00092J	No	17	0.002119	0.001748	29.41	Kaplan-Meier	No	0.0003901	Param Intra 1 of 2
Nickel (mg/L)	GWC-21	0.0025	n/a	2/23/2022	0.00071J	No	17	n/a	n/a	64.71	n/a	n/a	0.005914	NP Intra (NDs) 1 of 2
Nickel (mg/L)	GWC-23	0.003189	n/a	2/23/2022	0.0013	No	12	0.001522	0.0005802	16.67	Kaplan-Meier	No	0.0003901	Param Intra 1 of 2
Nickel (mg/L)	GWA-4A	0.0072	n/a	2/23/2022	0.001ND	No	38	n/a	n/a	60.53	n/a	n/a	0.001294	NP Intra (NDs) 1 of 2
Nickel (mg/L)	GWA-5	0.0031	n/a	2/22/2022	0.001ND	No	38	n/a	n/a	84.21	n/a	n/a	0.001294	NP Intra (NDs) 1 of 2
Nickel (mg/L)	GWC-9	0.0033	n/a	2/23/2022	0.00076J	No	38	n/a	n/a	81.58	n/a	n/a	0.001294	NP Intra (NDs) 1 of 2
Selenium (mg/L)	GWA-13	0.005	n/a	2/22/2022	0.005ND	No	23	n/a	n/a	95.65	n/a	n/a	0.003415	NP Intra (NDs) 1 of 2
Selenium (mg/L)	GWA-16	0.005	n/a	2/22/2022	0.005ND	No	23	n/a	n/a	95.65	n/a	n/a	0.003415	NP Intra (NDs) 1 of 2
Selenium (mg/L)	GWA-2	0.005	n/a	2/22/2022	0.005ND	No	44	n/a	n/a	93.18	n/a	n/a	0.0009963	NP Intra (NDs) 1 of 2
Selenium (mg/L)	GWA-3	0.005	n/a	2/22/2022	0.005ND	No	44	n/a	n/a	88.64	n/a	n/a	0.0009963	NP Intra (NDs) 1 of 2
Selenium (mg/L)	GWC-1	0.005	n/a	2/23/2022	0.005ND	No	44	n/a	n/a	95.45	n/a	n/a	0.0009963	NP Intra (NDs) 1 of 2
Selenium (mg/L)	GWC-10	0.005	n/a	2/23/2022	0.005ND	No	44	n/a	n/a	95.45	n/a	n/a	0.0009963	NP Intra (NDs) 1 of 2
Selenium (mg/L)	GWC-11	0.005	n/a	2/23/2022	0.005ND	No	44	n/a	n/a	86.36	n/a	n/a	0.0009963	NP Intra (NDs) 1 of 2
Selenium (mg/L)	GWA-15	0.005	n/a	2/22/2022	0.005ND	No	23	n/a	n/a	95.65	n/a	n/a	0.003415	NP Intra (NDs) 1 of 2
Selenium (mg/L)	GWC-18	0.005	n/a	2/23/2022	0.005ND	No	23	n/a	n/a	95.65	n/a	n/a	0.003415	NP Intra (NDs) 1 of 2
Selenium (mg/L)	GWC-19	0.005	n/a	2/23/2022	0.005ND	No	23	n/a	n/a	95.65	n/a	n/a	0.003415	NP Intra (NDs) 1 of 2
Selenium (mg/L)	GWC-20	0.005	n/a	2/22/2022	0.005ND	No	23	n/a	n/a	95.65	n/a	n/a	0.003415	NP Intra (NDs) 1 of 2
Selenium (mg/L)	GWC-21	0.005	n/a	2/23/2022	0.005ND	No	23	n/a	n/a	95.65	n/a	n/a	0.003415	NP Intra (NDs) 1 of 2
Selenium (mg/L)	GWA-4A	0.005	n/a	2/23/2022	0.005ND	No	44	n/a	n/a	93.18	n/a	n/a	0.0009963	NP Intra (NDs) 1 of 2
Selenium (mg/L)	GWA-5	0.005	n/a	2/22/2022	0.005ND	No	45	n/a	n/a	97.78	n/a	n/a	0.0009557	NP Intra (NDs) 1 of 2
Selenium (mg/L)	GWC-9	0.0058	n/a	2/23/2022	0.005ND	No	44	n/a	n/a	97.73	n/a	n/a	0.0009963	NP Intra (NDs) 1 of 2
Silver (mg/L)	GWC-11	0.001	n/a	2/23/2022	0.001ND	No	38	n/a	n/a	97.37	n/a	n/a	0.001294	NP Intra (NDs) 1 of 2
Thallium (mg/L)	GWA-13	0.001	n/a	2/22/2022	0.001ND	No	23	n/a	n/a	82.61	n/a	n/a	0.003415	NP Intra (NDs) 1 of 2
Thallium (mg/L)	GWA-14	0.001	n/a	2/22/2022	0.001ND	No	23	n/a	n/a	82.61	n/a	n/a	0.003415	NP Intra (NDs) 1 of 2
Thallium (mg/L)	GWA-16	0.001	n/a	2/22/2022	0.001ND	No	23	n/a	n/a	91.3	n/a	n/a	0.003415	NP Intra (NDs) 1 of 2
Thallium (mg/L)	GWA-2	0.001	n/a	2/22/2022	0.001ND	No	42	n/a	n/a	92.86	n/a	n/a	0.001077	NP Intra (NDs) 1 of 2
Thallium (mg/L)	GWA-3	0.001	n/a	2/22/2022	0.001ND	No	42	n/a	n/a	95.24	n/a	n/a	0.001077	NP Intra (NDs) 1 of 2
Thallium (mg/L)	GWC-10	0.001	n/a	2/23/2022	0.001ND	No	42	n/a	n/a	92.86	n/a	n/a	0.001077	NP Intra (NDs) 1 of 2
Thallium (mg/L)	GWC-11	0.001	n/a	2/23/2022	0.001ND	No	42	n/a	n/a	92.86	n/a	n/a	0.001077	NP Intra (NDs) 1 of 2

Appendix I Intrawell Prediction Limit - All Results

Plant McIntosh Client: Southern Company Data: McIntosh LF4 CCR Printed 8/2/2022, 5:13 PM

Constituent	Well	Upper Lim.	Lower Lim.	Date	Observ.	Sig.	Bg N	Bg Mean	Std. Dev.	%NDs	ND Adj.	Transform	Alpha	Method
Thallium (mg/L)	GWC-12	0.001	n/a	2/23/2022	0.001ND	No	42	n/a	n/a	95.24	n/a	n/a	0.001077	NP Intra (NDs) 1 of 2
Thallium (mg/L)	GWC-17	0.001	n/a	2/22/2022	0.001ND	No	23	n/a	n/a	73.91	n/a	n/a	0.003415	NP Intra (NDs) 1 of 2
Thallium (mg/L)	GWC-18	0.001	n/a	2/23/2022	0.001ND	No	23	n/a	n/a	26.09	n/a	n/a	0.003415	NP Intra (normality) 1 of 2
Thallium (mg/L)	GWC-19	0.001	n/a	2/23/2022	0.001ND	No	23	n/a	n/a	86.96	n/a	n/a	0.003415	NP Intra (NDs) 1 of 2
Thallium (mg/L)	GWC-20	0.001	n/a	2/22/2022	0.001ND	No	23	n/a	n/a	69.57	n/a	n/a	0.003415	NP Intra (NDs) 1 of 2
Thallium (mg/L)	GWC-21	0.001	n/a	2/23/2022	0.001ND	No	23	n/a	n/a	86.96	n/a	n/a	0.003415	NP Intra (NDs) 1 of 2
Thallium (mg/L)	GWC-23	0.001	n/a	2/23/2022	0.001ND	No	18	n/a	n/a	66.67	n/a	n/a	0.005373	NP Intra (NDs) 1 of 2
Thallium (mg/L)	GWA-4A	0.001	n/a	2/23/2022	0.001ND	No	42	n/a	n/a	95.24	n/a	n/a	0.001077	NP Intra (NDs) 1 of 2
Thallium (mg/L)	GWA-5	0.001	n/a	2/22/2022	0.001ND	No	44	n/a	n/a	97.73	n/a	n/a	0.0009963	NP Intra (NDs) 1 of 2
Thallium (mg/L)	GWC-9	0.001	n/a	2/23/2022	0.001ND	No	42	n/a	n/a	97.62	n/a	n/a	0.001077	NP Intra (NDs) 1 of 2
Vanadium (mg/L)	GWA-13	0.0027	n/a	2/22/2022	0.001ND	No	17	n/a	n/a	76.47	n/a	n/a	0.005914	NP Intra (NDs) 1 of 2
Vanadium (mg/L)	GWA-14	0.002	n/a	2/22/2022	0.001ND	No	17	n/a	n/a	88.24	n/a	n/a	0.005914	NP Intra (NDs) 1 of 2
Vanadium (mg/L)	GWA-16	0.0019	n/a	2/22/2022	0.001ND	No	17	n/a	n/a	76.47	n/a	n/a	0.005914	NP Intra (NDs) 1 of 2
Vanadium (mg/L)	GWA-2	0.0051	n/a	2/22/2022	0.001	No	38	n/a	n/a	86.84	n/a	n/a	0.001294	NP Intra (NDs) 1 of 2
Vanadium (mg/L)	GWA-3	0.005	n/a	2/22/2022	0.001ND	No	37	n/a	n/a	81.08	n/a	n/a	0.001361	NP Intra (NDs) 1 of 2
Vanadium (mg/L)	GWC-1	0.0032	n/a	2/23/2022	0.001ND	No	37	n/a	n/a	83.78	n/a	n/a	0.001361	NP Intra (NDs) 1 of 2
Vanadium (mg/L)	GWC-10	0.0027	n/a	2/23/2022	0.0011	No	36	n/a	n/a	72.22	n/a	n/a	0.001429	NP Intra (NDs) 1 of 2
Vanadium (mg/L)	GWC-11	0.0025	n/a	2/23/2022	0.0013	No	36	n/a	n/a	63.89	n/a	n/a	0.001429	NP Intra (NDs) 1 of 2
Vanadium (mg/L)	GWC-12	0.0015	n/a	2/23/2022	0.001ND	No	36	n/a	n/a	91.67	n/a	n/a	0.001429	NP Intra (NDs) 1 of 2
Vanadium (mg/L)	GWA-15	0.0041	n/a	2/22/2022	0.001ND	No	17	n/a	n/a	76.47	n/a	n/a	0.005914	NP Intra (NDs) 1 of 2
Vanadium (mg/L)	GWC-17	0.004	n/a	2/22/2022	0.001ND	No	17	n/a	n/a	76.47	n/a	n/a	0.005914	NP Intra (NDs) 1 of 2
Vanadium (mg/L)	GWC-18	0.007255	n/a	2/23/2022	0.0025	No	17	0.05511	0.01165	0	None	sqrt(x)	0.0003901	Param Intra 1 of 2
Vanadium (mg/L)	GWC-19	0.0067	n/a	2/23/2022	0.00088J	No	17	n/a	n/a	41.18	n/a	n/a	0.005914	NP Intra (normality) 1 of 2
Vanadium (mg/L)	GWC-20	0.0074	n/a	2/22/2022	0.001ND	No	17	n/a	n/a	70.59	n/a	n/a	0.005914	NP Intra (NDs) 1 of 2
Vanadium (mg/L)	GWC-21	0.0058	n/a	2/23/2022	0.001ND	No	17	n/a	n/a	64.71	n/a	n/a	0.005914	NP Intra (NDs) 1 of 2
Vanadium (mg/L)	GWC-23	0.009186	n/a	2/23/2022	0.001ND	No	12	-6.822	0.742	50	Kaplan-Meier	ln(x)	0.0003901	Param Intra 1 of 2
Vanadium (mg/L)	GWA-4A	0.0033	n/a	2/23/2022	0.001ND	No	38	n/a	n/a	86.84	n/a	n/a	0.001294	NP Intra (NDs) 1 of 2
Vanadium (mg/L)	GWA-5	0.0035	n/a	2/22/2022	0.001ND	No	38	n/a	n/a	86.84	n/a	n/a	0.001294	NP Intra (NDs) 1 of 2
Vanadium (mg/L)	GWC-9	0.006	n/a	2/23/2022	0.001ND	No	37	n/a	n/a	86.49	n/a	n/a	0.001361	NP Intra (NDs) 1 of 2
Zinc (mg/L)	GWA-13	0.0061	n/a	2/22/2022	0.005ND	No	17	n/a	n/a	52.94	n/a	n/a	0.005914	NP Intra (NDs) 1 of 2
Zinc (mg/L)	GWA-14	0.024	n/a	2/22/2022	0.0054	No	17	n/a	n/a	35.29	n/a	n/a	0.005914	NP Intra (normality) 1 of 2
Zinc (mg/L)	GWA-16	0.006209	n/a	2/22/2022	0.0076	Yes	17	0.003746	0.0009541	41.18	Kaplan-Meier	No	0.0003901	Param Intra 1 of 2
Zinc (mg/L)	GWA-2	0.02	n/a	2/22/2022	0.0055	No	38	n/a	n/a	28.95	n/a	n/a	0.001294	NP Intra (normality) 1 of 2
Zinc (mg/L)	GWA-3	0.045	n/a	2/22/2022	0.005ND	No	37	n/a	n/a	48.65	n/a	n/a	0.001361	NP Intra (normality) 1 of 2
Zinc (mg/L)	GWC-1	0.015	n/a	2/23/2022	0.005ND	No	37	n/a	n/a	27.03	n/a	n/a	0.001361	NP Intra (normality) 1 of 2
Zinc (mg/L)	GWC-10	0.019	n/a	2/23/2022	0.005ND	No	38	n/a	n/a	71.05	n/a	n/a	0.001294	NP Intra (NDs) 1 of 2
Zinc (mg/L)	GWC-11	0.0089	n/a	2/23/2022	0.005ND	No	37	n/a	n/a	64.86	n/a	n/a	0.001361	NP Intra (NDs) 1 of 2
Zinc (mg/L)	GWC-12	0.007519	n/a	2/23/2022	0.005ND	No	38	0.1521	0.01943	36.84	Kaplan-Meier	x^(1/3)	0.0003901	Param Intra 1 of 2
Zinc (mg/L)	GWA-15	0.01172	n/a	2/22/2022	0.0057	No	17	-5.418	0.3761	35.29	Kaplan-Meier	ln(x)	0.0003901	Param Intra 1 of 2
Zinc (mg/L)	GWC-17	0.02	n/a	2/22/2022	0.0046J	No	17	n/a	n/a	23.53	n/a	n/a	0.005914	NP Intra (normality) 1 of 2
Zinc (mg/L)	GWC-18	0.02397	n/a	2/23/2022	0.005ND	No	16	-5.62	0.7225	31.25	Kaplan-Meier	ln(x)	0.0003901	Param Intra 1 of 2
Zinc (mg/L)	GWC-19	0.017	n/a	2/23/2022	0.005ND	No	17	n/a	n/a	41.18	n/a	n/a	0.005914	NP Intra (normality) 1 of 2
Zinc (mg/L)	GWC-20	0.0084	n/a	2/22/2022	0.0034J	No	17	n/a	n/a	52.94	n/a	n/a	0.005914	NP Intra (NDs) 1 of 2
Zinc (mg/L)	GWC-21	0.0097	n/a	2/23/2022	0.004J	No	17	n/a	n/a	52.94	n/a	n/a	0.005914	NP Intra (NDs) 1 of 2
Zinc (mg/L)	GWC-23	0.01473	n/a	2/23/2022	0.017	Yes	12	0.07662	0.01557	33.33	Kaplan-Meier	sqrt(x)	0.0003901	Param Intra 1 of 2
Zinc (mg/L)	GWA-4A	0.0148	n/a	2/23/2022	0.005ND	No	37	0.1719	0.03256	24.32	Kaplan-Meier	x^(1/3)	0.0003901	Param Intra 1 of 2
Zinc (mg/L)	GWA-5	0.022	n/a	2/22/2022	0.005ND	No	38	n/a	n/a	34.21	n/a	n/a	0.001294	NP Intra (normality) 1 of 2
Zinc (mg/L)	GWC-9	0.051	n/a	2/23/2022	0.005ND	No	38	n/a	n/a	63.16	n/a	n/a	0.001294	NP Intra (NDs) 1 of 2

Appendix I Interwell Prediction Limit - Two-Step - All Results (No Significant)

Plant McIntosh Client: Southern Company Data: McIntosh LF4 CCR Printed 8/2/2022, 5:18 PM

Constituent	Well	Upper Lim.	Lower Lim.	Date	Observ.	Sig.	Bg.N	Bg Mean	Std. Dev.	%NDs	ND Adj.	Transform	Alpha	Method
Zinc (mg/L)	GWC-23	0.045	n/a	2/23/2022	0.017	No	261	n/a	n/a	35.63	n/a	n/a	0.00004916	NP Inter (normality) 1 of 2

Appendix I Trend Tests - Significant Results

Plant McIntosh Client: Southern Company Data: McIntosh LF4 CCR Printed 8/2/2022, 5:23 PM

<u>Constituent</u>	<u>Well</u>	<u>Slope</u>	<u>Calc.</u>	<u>Critical</u>	<u>Sig.</u>	<u>N</u>	<u>%NDs</u>	<u>Normality</u>	<u>Xform</u>	<u>Alpha</u>	<u>Method</u>
Zinc (mg/L)	GWA-14 (bg)	0.0004927	81	68	Yes	18	33.33	n/a	n/a	0.01	NP

Appendix I Trend Tests - All Results

Plant McIntosh Client: Southern Company Data: McIntosh LF4 CCR Printed 8/2/2022, 5:23 PM

Constituent	Well	Slope	Calc.	Critical	Sig.	N	%NDs	Normality	Xform	Alpha	Method
Zinc (mg/L)	GWA-13 (bg)	0.0002574	62	68	No	18	55.56	n/a	n/a	0.01	NP
Zinc (mg/L)	GWA-14 (bg)	0.0004927	81	68	Yes	18	33.33	n/a	n/a	0.01	NP
Zinc (mg/L)	GWA-16 (bg)	0.0001533	48	68	No	18	38.89	n/a	n/a	0.01	NP
Zinc (mg/L)	GWA-2 (bg)	0	11	214	No	39	28.21	n/a	n/a	0.01	NP
Zinc (mg/L)	GWA-3 (bg)	0	-61	-206	No	38	50	n/a	n/a	0.01	NP
Zinc (mg/L)	GWA-15 (bg)	0.0001555	32	68	No	18	33.33	n/a	n/a	0.01	NP
Zinc (mg/L)	GWA-17 (bg)	0	-3	-68	No	18	22.22	n/a	n/a	0.01	NP
Zinc (mg/L)	GWC-18 (bg)	0.0003986	43	63	No	17	35.29	n/a	n/a	0.01	NP
Zinc (mg/L)	GWC-23	-0.0008752	-23	-43	No	13	30.77	n/a	n/a	0.01	NP
Zinc (mg/L)	GWA-4A (bg)	0	28	206	No	38	26.32	n/a	n/a	0.01	NP
Zinc (mg/L)	GWA-5 (bg)	0	-18	-214	No	39	35.9	n/a	n/a	0.01	NP

Appendix III Intrawell Prediction Limit - Significant Results

Plant McIntosh Client: Southern Company Data: McIntosh LF4 CCR Printed 8/2/2022, 5:41 PM

Constituent	Well	Upper Lim.	Lower Lim.	Date	Observ.	Sig.	Bg.N	Bg Mean	Std. Dev.	%NDs	ND Adj.	Transform	Alpha	Method
Sulfate (mg/L)	GWC-12	1	n/a	2/23/2022	1.1	Yes	18	n/a	n/a	61.11	n/a	n/a	0.005373	NP Intra (NDs) 1 of 2
Sulfate (mg/L)	GWC-19	2.906	n/a	2/23/2022	3.1	Yes	18	1.956	0.4137	0	None	No	0.0008358	Param Intra 1 of 2

Appendix III Intrawell Prediction Limit - All Results

Plant McIntosh Client: Southern Company Data: McIntosh LF4 CCR Printed 8/2/2022, 5:41 PM

Constituent	Well	Upper Lim.	Lower Lim.	Date	Observ.	Sig.	Bg N	Bg Mean	Std. Dev.	%NDs	ND Adj.	Transform	Alpha	Method
Sulfate (mg/L)	GWA-13	1.4	n/a	2/22/2022	1ND	No	18	n/a	n/a	61.11	n/a	n/a	0.005373	NP Intra (NDs) 1 of 2
Sulfate (mg/L)	GWA-14	2.481	n/a	2/22/2022	1ND	No	16	1.001	0.2444	31.25	Kaplan-Meier sqrt(x)		0.0008358	Param Intra 1 of 2
Sulfate (mg/L)	GWA-16	1	n/a	2/22/2022	1ND	No	18	n/a	n/a	66.67	n/a	n/a	0.005373	NP Intra (NDs) 1 of 2
Sulfate (mg/L)	GWA-2	1.7	n/a	2/22/2022	1ND	No	18	n/a	n/a	55.56	n/a	n/a	0.005373	NP Intra (NDs) 1 of 2
Sulfate (mg/L)	GWA-3	1.172	n/a	2/22/2022	1ND	No	18	0.6226	0.4296	44.44	Kaplan-Meier x^3		0.0008358	Param Intra 1 of 2
Sulfate (mg/L)	GWC-1	2.421	n/a	2/23/2022	1.6	No	18	1.493	0.4043	0	None	No	0.0008358	Param Intra 1 of 2
Sulfate (mg/L)	GWC-10	5.704	n/a	2/23/2022	3.4	No	18	3.391	1.008	0	None	No	0.0008358	Param Intra 1 of 2
Sulfate (mg/L)	GWC-11	6.207	n/a	2/23/2022	2.9	No	18	4.554	0.7201	0	None	No	0.0008358	Param Intra 1 of 2
Sulfate (mg/L)	GWC-12	1	n/a	2/23/2022	1.1	Yes	18	n/a	n/a	61.11	n/a	n/a	0.005373	NP Intra (NDs) 1 of 2
Sulfate (mg/L)	GWA-15	1.2	n/a	2/22/2022	1ND	No	18	n/a	n/a	55.56	n/a	n/a	0.005373	NP Intra (NDs) 1 of 2
Sulfate (mg/L)	GWC-17	1.8	n/a	2/22/2022	1ND	No	17	n/a	n/a	52.94	n/a	n/a	0.005914	NP Intra (NDs) 1 of 2
Sulfate (mg/L)	GWC-18	6.18	n/a	2/23/2022	4.5	No	18	4.48	0.7404	0	None	No	0.0008358	Param Intra 1 of 2
Sulfate (mg/L)	GWC-19	2.906	n/a	2/23/2022	3.1	Yes	18	1.956	0.4137	0	None	No	0.0008358	Param Intra 1 of 2
Sulfate (mg/L)	GWC-20	2.893	n/a	2/22/2022	1.4	No	16	1.468	0.6062	0	None	No	0.0008358	Param Intra 1 of 2
Sulfate (mg/L)	GWC-21	1.761	n/a	2/23/2022	1	No	18	0.9549	0.3511	16.67	Kaplan-Meier	No	0.0008358	Param Intra 1 of 2
Sulfate (mg/L)	GWC-23	3.614	n/a	2/23/2022	2.4	No	17	2.418	0.5151	0	None	No	0.0008358	Param Intra 1 of 2
Sulfate (mg/L)	GWA-4A	13.33	n/a	2/23/2022	2.7	No	18	6.884	2.809	0	None	No	0.0008358	Param Intra 1 of 2
Sulfate (mg/L)	GWA-5	1	n/a	2/22/2022	1ND	No	18	n/a	n/a	72.22	n/a	n/a	0.005373	NP Intra (NDs) 1 of 2
Sulfate (mg/L)	GWC-9	4.1	n/a	2/23/2022	1ND	No	18	n/a	n/a	38.89	n/a	n/a	0.005373	NP Intra (normality) 1 of 2

Appendix III Interwell Prediction Limit - Two-Step - All Results (No Significant)

Plant McIntosh Client: Southern Company Data: McIntosh LF4 CCR Printed 8/2/2022, 6:39 PM

Constituent	Well	Upper Lim.	Lower Lim.	Date	Observ.	Sig.	Bg.N	Bg Mean	Std. Dev.	%NDs	ND Adj.	Transform	Alpha	Method
Sulfate (mg/L)	GWC-12	14	n/a	2/23/2022	1.1	No	190	n/a	n/a	45.26	n/a	n/a	0.00005485	NP Inter (normality) 1 of 2
Sulfate (mg/L)	GWC-19	14	n/a	2/23/2022	3.1	No	190	n/a	n/a	45.26	n/a	n/a	0.00005485	NP Inter (normality) 1 of 2

Appendix III Interwell Prediction Limit - Significant Results

Plant McIntosh Client: Southern Company Data: McIntosh LF4 CCR Printed 8/2/2022, 6:42 PM

Constituent	Well	Upper Lim.	Lower Lim.	Date	Observ.	Sig.	Bg.N	Bg Mean	Std. Dev.	%NDs	ND Adj.	Transform	Alpha	Method
Chloride (mg/L)	GWC-9	9.4	n/a	2/23/2022	9.9	Yes	189	n/a	n/a	0	n/a	n/a	0.00005542	NP Inter (normality) 1 of 2

Appendix III Interwell Prediction Limit - All Results

Plant McIntosh Client: Southern Company Data: McIntosh LF4 CCR Printed 8/2/2022, 6:42 PM

Constituent	Well	Upper Lim.	Lower Lim.	Date	Observ.	Sig.	Bg N	Bg Mean	Std. Dev.	%NDs	ND Adj.	Transform	Alpha	Method
Boron (mg/L)	GWC-1	0.11	n/a	2/23/2022	0.08ND	No	190	n/a	n/a	87.37	n/a	n/a	0.00005485	NP Inter (NDs) 1 of 2
Boron (mg/L)	GWC-10	0.11	n/a	2/23/2022	0.069J	No	190	n/a	n/a	87.37	n/a	n/a	0.00005485	NP Inter (NDs) 1 of 2
Boron (mg/L)	GWC-11	0.11	n/a	2/23/2022	0.08ND	No	190	n/a	n/a	87.37	n/a	n/a	0.00005485	NP Inter (NDs) 1 of 2
Boron (mg/L)	GWC-12	0.11	n/a	2/23/2022	0.08ND	No	190	n/a	n/a	87.37	n/a	n/a	0.00005485	NP Inter (NDs) 1 of 2
Boron (mg/L)	GWC-19	0.11	n/a	2/23/2022	0.08ND	No	190	n/a	n/a	87.37	n/a	n/a	0.00005485	NP Inter (NDs) 1 of 2
Boron (mg/L)	GWC-20	0.11	n/a	2/22/2022	0.08ND	No	190	n/a	n/a	87.37	n/a	n/a	0.00005485	NP Inter (NDs) 1 of 2
Boron (mg/L)	GWC-21	0.11	n/a	2/23/2022	0.08ND	No	190	n/a	n/a	87.37	n/a	n/a	0.00005485	NP Inter (NDs) 1 of 2
Boron (mg/L)	GWC-23	0.11	n/a	2/23/2022	0.08ND	No	190	n/a	n/a	87.37	n/a	n/a	0.00005485	NP Inter (NDs) 1 of 2
Boron (mg/L)	GWC-9	0.11	n/a	2/23/2022	0.08ND	No	190	n/a	n/a	87.37	n/a	n/a	0.00005485	NP Inter (NDs) 1 of 2
Calcium (mg/L)	GWC-1	33.2	n/a	2/23/2022	1.4	No	191	n/a	n/a	0	n/a	n/a	0.00005428	NP Inter (normality) 1 of 2
Calcium (mg/L)	GWC-10	33.2	n/a	2/23/2022	22	No	191	n/a	n/a	0	n/a	n/a	0.00005428	NP Inter (normality) 1 of 2
Calcium (mg/L)	GWC-11	33.2	n/a	2/23/2022	8.1	No	191	n/a	n/a	0	n/a	n/a	0.00005428	NP Inter (normality) 1 of 2
Calcium (mg/L)	GWC-12	33.2	n/a	2/23/2022	0.64	No	191	n/a	n/a	0	n/a	n/a	0.00005428	NP Inter (normality) 1 of 2
Calcium (mg/L)	GWC-19	33.2	n/a	2/23/2022	6.3	No	191	n/a	n/a	0	n/a	n/a	0.00005428	NP Inter (normality) 1 of 2
Calcium (mg/L)	GWC-20	33.2	n/a	2/22/2022	1.3	No	191	n/a	n/a	0	n/a	n/a	0.00005428	NP Inter (normality) 1 of 2
Calcium (mg/L)	GWC-21	33.2	n/a	2/23/2022	1.1	No	191	n/a	n/a	0	n/a	n/a	0.00005428	NP Inter (normality) 1 of 2
Calcium (mg/L)	GWC-23	33.2	n/a	2/23/2022	0.92	No	191	n/a	n/a	0	n/a	n/a	0.00005428	NP Inter (normality) 1 of 2
Calcium (mg/L)	GWC-9	33.2	n/a	2/23/2022	1	No	191	n/a	n/a	0	n/a	n/a	0.00005428	NP Inter (normality) 1 of 2
Chloride (mg/L)	GWC-1	9.4	n/a	2/23/2022	5.6	No	189	n/a	n/a	0	n/a	n/a	0.00005542	NP Inter (normality) 1 of 2
Chloride (mg/L)	GWC-10	9.4	n/a	2/23/2022	6.8	No	189	n/a	n/a	0	n/a	n/a	0.00005542	NP Inter (normality) 1 of 2
Chloride (mg/L)	GWC-11	9.4	n/a	2/23/2022	4.8	No	189	n/a	n/a	0	n/a	n/a	0.00005542	NP Inter (normality) 1 of 2
Chloride (mg/L)	GWC-12	9.4	n/a	2/23/2022	4.1	No	189	n/a	n/a	0	n/a	n/a	0.00005542	NP Inter (normality) 1 of 2
Chloride (mg/L)	GWC-19	9.4	n/a	2/23/2022	5.8	No	189	n/a	n/a	0	n/a	n/a	0.00005542	NP Inter (normality) 1 of 2
Chloride (mg/L)	GWC-20	9.4	n/a	2/22/2022	7.7	No	189	n/a	n/a	0	n/a	n/a	0.00005542	NP Inter (normality) 1 of 2
Chloride (mg/L)	GWC-21	9.4	n/a	2/23/2022	7.3	No	189	n/a	n/a	0	n/a	n/a	0.00005542	NP Inter (normality) 1 of 2
Chloride (mg/L)	GWC-23	9.4	n/a	2/23/2022	5.2	No	189	n/a	n/a	0	n/a	n/a	0.00005542	NP Inter (normality) 1 of 2
Chloride (mg/L)	GWC-9	9.4	n/a	2/23/2022	9.9	Yes	189	n/a	n/a	0	n/a	n/a	0.00005542	NP Inter (normality) 1 of 2
Fluoride (mg/L)	GWC-1	0.74	n/a	2/23/2022	0.1ND	No	191	n/a	n/a	63.35	n/a	n/a	0.00005428	NP Inter (NDs) 1 of 2
Fluoride (mg/L)	GWC-10	0.74	n/a	2/23/2022	0.13	No	191	n/a	n/a	63.35	n/a	n/a	0.00005428	NP Inter (NDs) 1 of 2
Fluoride (mg/L)	GWC-11	0.74	n/a	2/23/2022	0.36	No	191	n/a	n/a	63.35	n/a	n/a	0.00005428	NP Inter (NDs) 1 of 2
Fluoride (mg/L)	GWC-12	0.74	n/a	2/23/2022	0.043J	No	191	n/a	n/a	63.35	n/a	n/a	0.00005428	NP Inter (NDs) 1 of 2
Fluoride (mg/L)	GWC-19	0.74	n/a	2/23/2022	0.11	No	191	n/a	n/a	63.35	n/a	n/a	0.00005428	NP Inter (NDs) 1 of 2
Fluoride (mg/L)	GWC-20	0.74	n/a	2/22/2022	0.033J	No	191	n/a	n/a	63.35	n/a	n/a	0.00005428	NP Inter (NDs) 1 of 2
Fluoride (mg/L)	GWC-21	0.74	n/a	2/23/2022	0.037J	No	191	n/a	n/a	63.35	n/a	n/a	0.00005428	NP Inter (NDs) 1 of 2
Fluoride (mg/L)	GWC-23	0.74	n/a	2/23/2022	0.03J	No	191	n/a	n/a	63.35	n/a	n/a	0.00005428	NP Inter (NDs) 1 of 2
Fluoride (mg/L)	GWC-9	0.74	n/a	2/23/2022	0.049J	No	191	n/a	n/a	63.35	n/a	n/a	0.00005428	NP Inter (NDs) 1 of 2
pH (S.U.)	GWC-1	7.1	4.21	2/23/2022	4.92	No	210	n/a	n/a	0	n/a	n/a	0.00009831	NP Inter (normality) 1 of 2
pH (S.U.)	GWC-10	7.1	4.21	2/23/2022	6.46	No	210	n/a	n/a	0	n/a	n/a	0.00009831	NP Inter (normality) 1 of 2
pH (S.U.)	GWC-11	7.1	4.21	2/23/2022	6.28	No	210	n/a	n/a	0	n/a	n/a	0.00009831	NP Inter (normality) 1 of 2
pH (S.U.)	GWC-12	7.1	4.21	2/23/2022	5.1	No	210	n/a	n/a	0	n/a	n/a	0.00009831	NP Inter (normality) 1 of 2
pH (S.U.)	GWC-19	7.1	4.21	2/23/2022	5.63	No	210	n/a	n/a	0	n/a	n/a	0.00009831	NP Inter (normality) 1 of 2
pH (S.U.)	GWC-20	7.1	4.21	2/22/2022	5.02	No	210	n/a	n/a	0	n/a	n/a	0.00009831	NP Inter (normality) 1 of 2
pH (S.U.)	GWC-21	7.1	4.21	2/23/2022	4.87	No	210	n/a	n/a	0	n/a	n/a	0.00009831	NP Inter (normality) 1 of 2
pH (S.U.)	GWC-23	7.1	4.21	2/23/2022	5.11	No	210	n/a	n/a	0	n/a	n/a	0.00009831	NP Inter (normality) 1 of 2
pH (S.U.)	GWC-9	7.1	4.21	2/23/2022	5.07	No	210	n/a	n/a	0	n/a	n/a	0.00009831	NP Inter (normality) 1 of 2
Total Dissolved Solids (mg/L)	GWC-1	150	n/a	2/23/2022	31	No	190	n/a	n/a	10.53	n/a	n/a	0.00005485	NP Inter (normality) 1 of 2
Total Dissolved Solids (mg/L)	GWC-10	150	n/a	2/23/2022	130	No	190	n/a	n/a	10.53	n/a	n/a	0.00005485	NP Inter (normality) 1 of 2
Total Dissolved Solids (mg/L)	GWC-11	150	n/a	2/23/2022	70	No	190	n/a	n/a	10.53	n/a	n/a	0.00005485	NP Inter (normality) 1 of 2
Total Dissolved Solids (mg/L)	GWC-12	150	n/a	2/23/2022	16	No	190	n/a	n/a	10.53	n/a	n/a	0.00005485	NP Inter (normality) 1 of 2
Total Dissolved Solids (mg/L)	GWC-19	150	n/a	2/23/2022	41	No	190	n/a	n/a	10.53	n/a	n/a	0.00005485	NP Inter (normality) 1 of 2
Total Dissolved Solids (mg/L)	GWC-20	150	n/a	2/22/2022	33	No	190	n/a	n/a	10.53	n/a	n/a	0.00005485	NP Inter (normality) 1 of 2
Total Dissolved Solids (mg/L)	GWC-21	150	n/a	2/23/2022	26	No	190	n/a	n/a	10.53	n/a	n/a	0.00005485	NP Inter (normality) 1 of 2
Total Dissolved Solids (mg/L)	GWC-23	150	n/a	2/23/2022	23	No	190	n/a	n/a	10.53	n/a	n/a	0.00005485	NP Inter (normality) 1 of 2
Total Dissolved Solids (mg/L)	GWC-9	150	n/a	2/23/2022	30	No	190	n/a	n/a	10.53	n/a	n/a	0.00005485	NP Inter (normality) 1 of 2

Appendix III Trend Tests - Significant Results

Plant McIntosh Client: Southern Company Data: McIntosh LF4 CCR Printed 8/2/2022, 6:48 PM

Constituent	Well	Slope	Calc.	Critical	Sig.	N	%NDs	Normality	Xform	Alpha	Method
Chloride (mg/L)	GWA-3 (bg)	-0.7892	-142	-74	Yes	19	0	n/a	n/a	0.01	NP
Chloride (mg/L)	GWC-9	-0.6528	-127	-92	Yes	22	0	n/a	n/a	0.01	NP
Sulfate (mg/L)	GWA-14 (bg)	-0.2267	-93	-74	Yes	19	31.58	n/a	n/a	0.01	NP
Sulfate (mg/L)	GWC-17 (bg)	-0.1	-91	-74	Yes	19	52.63	n/a	n/a	0.01	NP

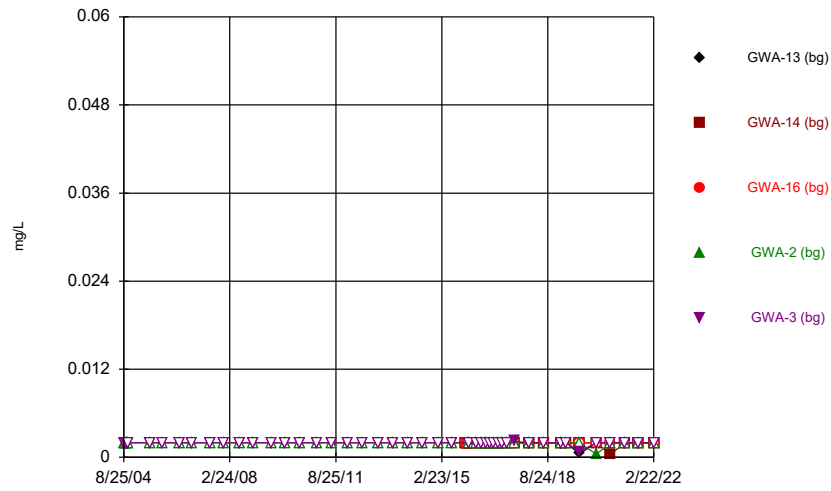
Appendix III Trend Tests - All Results

Plant McIntosh Client: Southern Company Data: McIntosh LF4 CCR Printed 8/2/2022, 6:48 PM

Constituent	Well	Slope	Calc.	Critical	Sig.	N	%NDs	Normality	Xform	Alpha	Method
Chloride (mg/L)	GWA-13 (bg)	0.02934	29	74	No	19	0	n/a	n/a	0.01	NP
Chloride (mg/L)	GWA-14 (bg)	-0.05214	-51	-74	No	19	0	n/a	n/a	0.01	NP
Chloride (mg/L)	GWA-16 (bg)	0	-7	-74	No	19	0	n/a	n/a	0.01	NP
Chloride (mg/L)	GWA-2 (bg)	-0.03728	-33	-74	No	19	0	n/a	n/a	0.01	NP
Chloride (mg/L)	GWA-3 (bg)	-0.7892	-142	-74	Yes	19	0	n/a	n/a	0.01	NP
Chloride (mg/L)	GWA-15 (bg)	0	2	74	No	19	0	n/a	n/a	0.01	NP
Chloride (mg/L)	GWC-17 (bg)	0.07026	53	74	No	19	0	n/a	n/a	0.01	NP
Chloride (mg/L)	GWC-18 (bg)	-0.06718	-44	-74	No	19	0	n/a	n/a	0.01	NP
Chloride (mg/L)	GWA-4A (bg)	0.09648	52	74	No	19	0	n/a	n/a	0.01	NP
Chloride (mg/L)	GWA-5 (bg)	0.05267	33	68	No	18	0	n/a	n/a	0.01	NP
Chloride (mg/L)	GWC-9	-0.6528	-127	-92	Yes	22	0	n/a	n/a	0.01	NP
Sulfate (mg/L)	GWA-13 (bg)	0	23	74	No	19	63.16	n/a	n/a	0.01	NP
Sulfate (mg/L)	GWA-14 (bg)	-0.2267	-93	-74	Yes	19	31.58	n/a	n/a	0.01	NP
Sulfate (mg/L)	GWA-16 (bg)	0	-3	-74	No	19	68.42	n/a	n/a	0.01	NP
Sulfate (mg/L)	GWA-2 (bg)	0	-28	-74	No	19	57.89	n/a	n/a	0.01	NP
Sulfate (mg/L)	GWA-3 (bg)	0	-13	-74	No	19	47.37	n/a	n/a	0.01	NP
Sulfate (mg/L)	GWC-12	0	15	74	No	19	57.89	n/a	n/a	0.01	NP
Sulfate (mg/L)	GWA-15 (bg)	0	-4	-74	No	19	57.89	n/a	n/a	0.01	NP
Sulfate (mg/L)	GWC-17 (bg)	-0.1	-91	-74	Yes	19	52.63	n/a	n/a	0.01	NP
Sulfate (mg/L)	GWC-18 (bg)	-0.2361	-74	-74	No	19	0	n/a	n/a	0.01	NP
Sulfate (mg/L)	GWC-19	-0.09555	-32	-74	No	19	0	n/a	n/a	0.01	NP
Sulfate (mg/L)	GWA-4A (bg)	-0.1482	-12	-74	No	19	0	n/a	n/a	0.01	NP
Sulfate (mg/L)	GWA-5 (bg)	0	18	74	No	19	73.68	n/a	n/a	0.01	NP

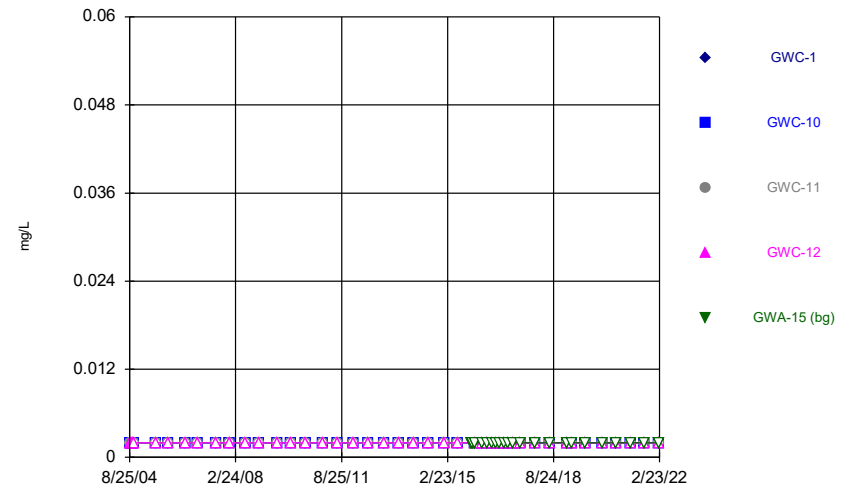
FIGURE A.

Time Series



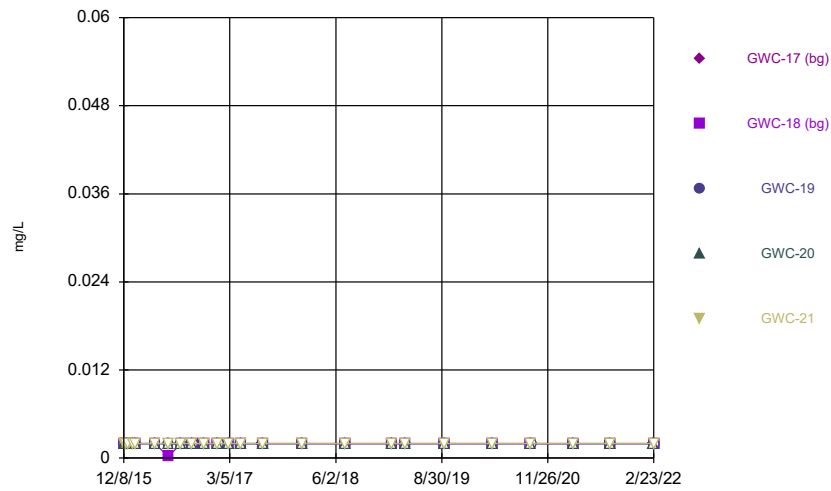
Constituent: Antimony Analysis Run 8/2/2022 3:43 PM
Plant McIntosh Client: Southern Company Data: McIntosh LF4 CCR

Time Series



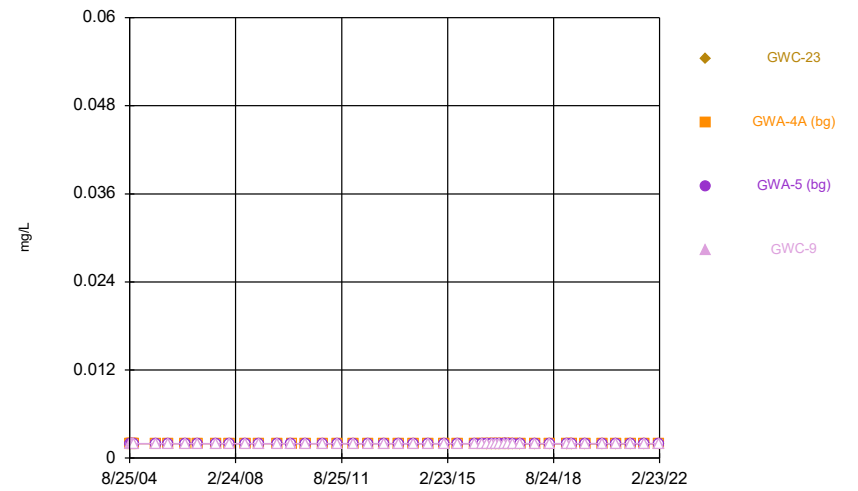
Constituent: Antimony Analysis Run 8/2/2022 3:43 PM
Plant McIntosh Client: Southern Company Data: McIntosh LF4 CCR

Time Series



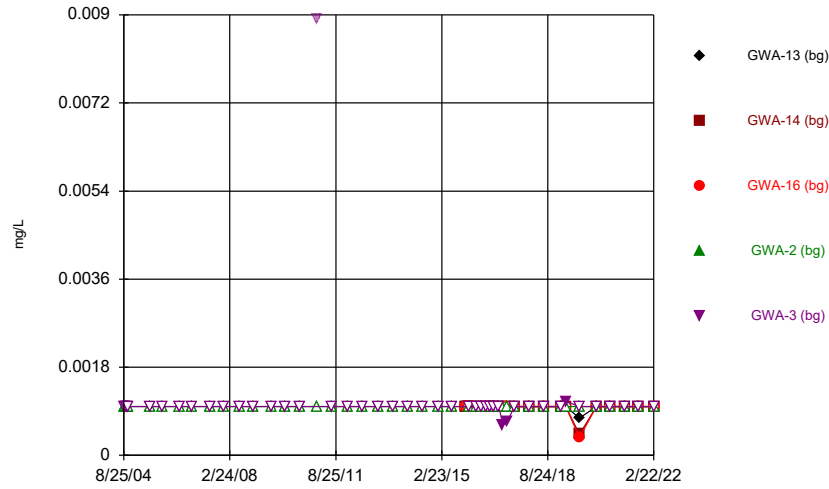
Constituent: Antimony Analysis Run 8/2/2022 3:43 PM
Plant McIntosh Client: Southern Company Data: McIntosh LF4 CCR

Time Series



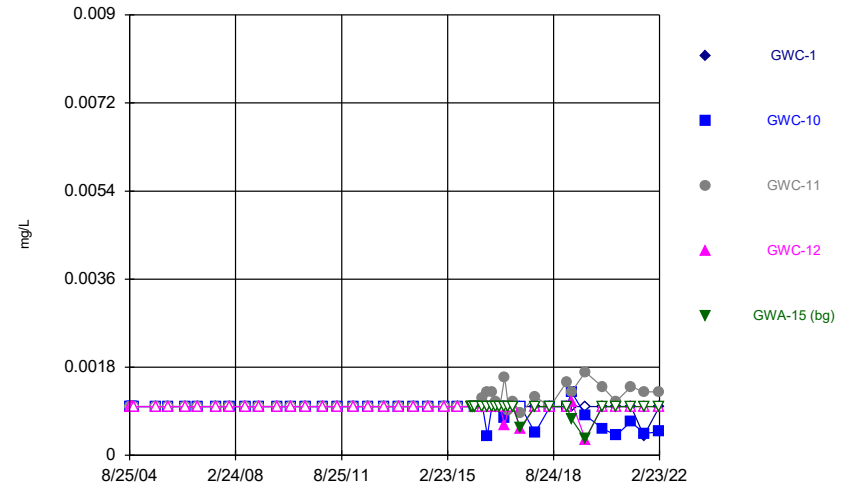
Constituent: Antimony Analysis Run 8/2/2022 3:43 PM
Plant McIntosh Client: Southern Company Data: McIntosh LF4 CCR

Time Series



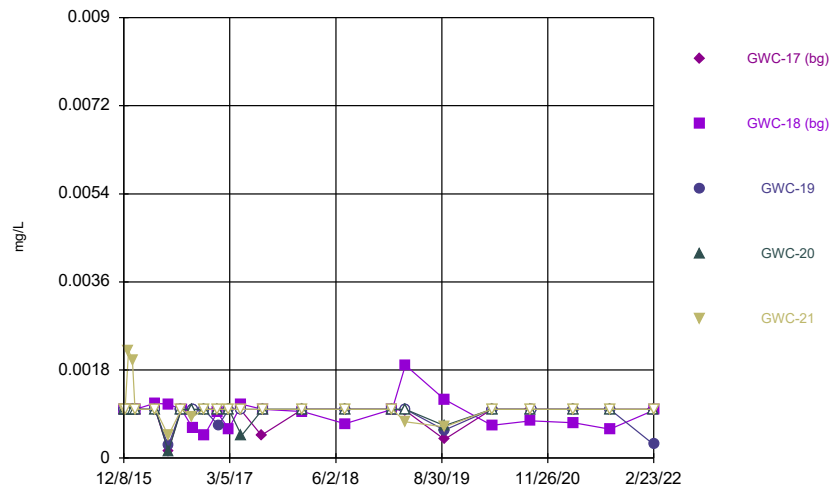
Constituent: Arsenic Analysis Run 8/2/2022 3:43 PM
Plant McIntosh Client: Southern Company Data: McIntosh LF4 CCR

Time Series



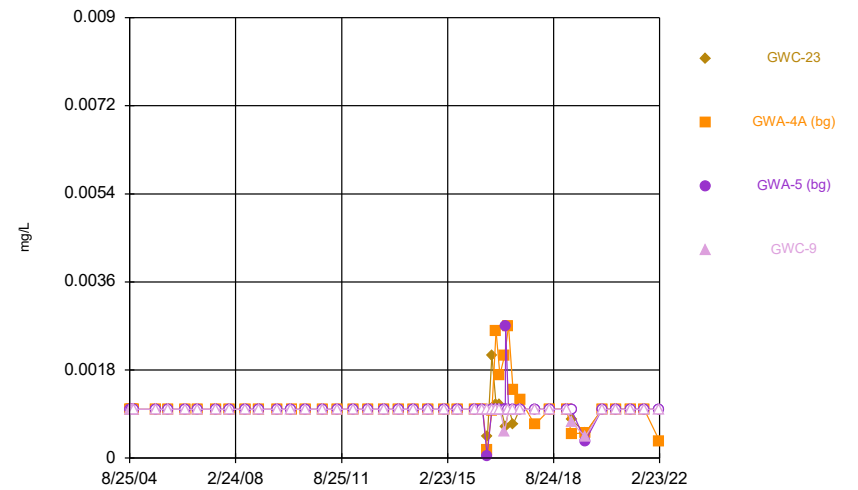
Constituent: Arsenic Analysis Run 8/2/2022 3:43 PM
Plant McIntosh Client: Southern Company Data: McIntosh LF4 CCR

Time Series



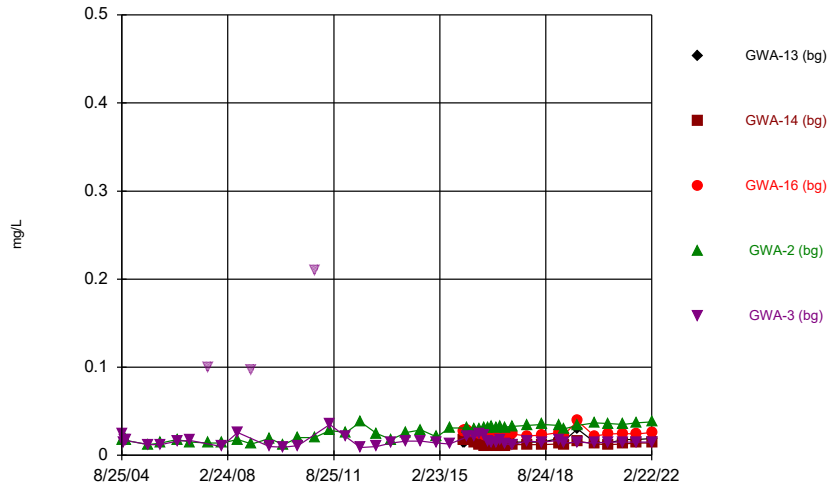
Constituent: Arsenic Analysis Run 8/2/2022 3:43 PM
Plant McIntosh Client: Southern Company Data: McIntosh LF4 CCR

Time Series



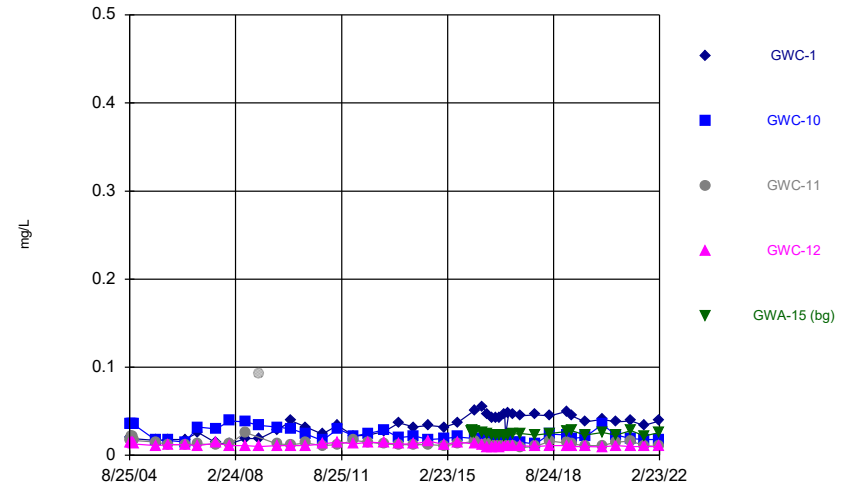
Constituent: Arsenic Analysis Run 8/2/2022 3:43 PM
Plant McIntosh Client: Southern Company Data: McIntosh LF4 CCR

Time Series



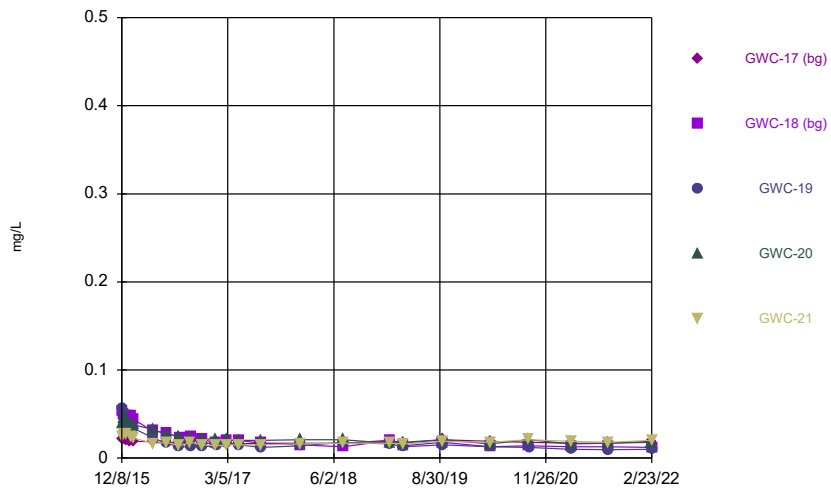
Constituent: Barium Analysis Run 8/2/2022 3:43 PM
Plant McIntosh Client: Southern Company Data: McIntosh LF4 CCR

Time Series



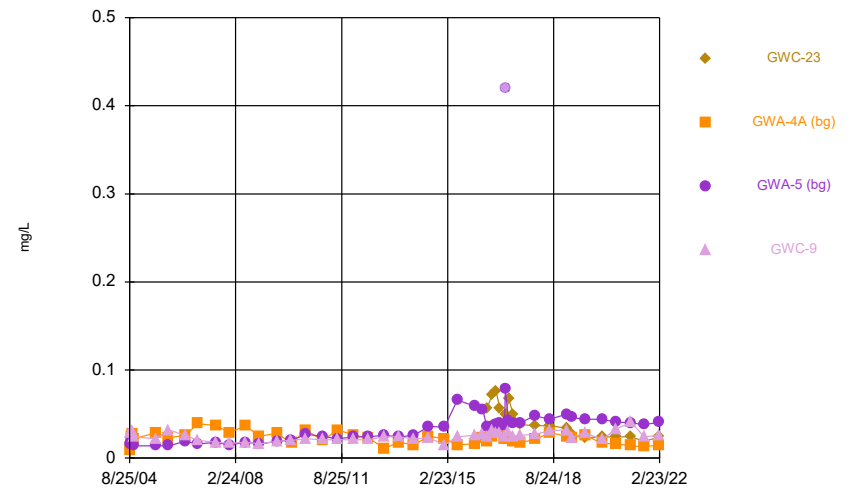
Constituent: Barium Analysis Run 8/2/2022 3:43 PM
Plant McIntosh Client: Southern Company Data: McIntosh LF4 CCR

Time Series



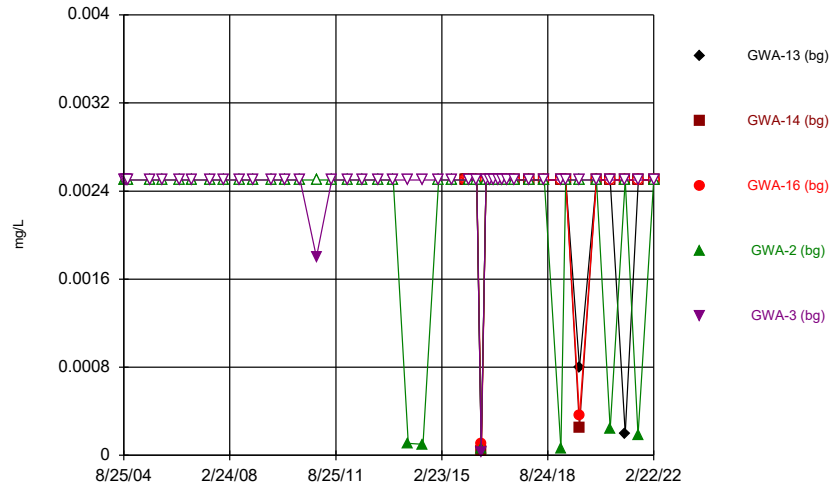
Constituent: Barium Analysis Run 8/2/2022 3:43 PM
Plant McIntosh Client: Southern Company Data: McIntosh LF4 CCR

Time Series



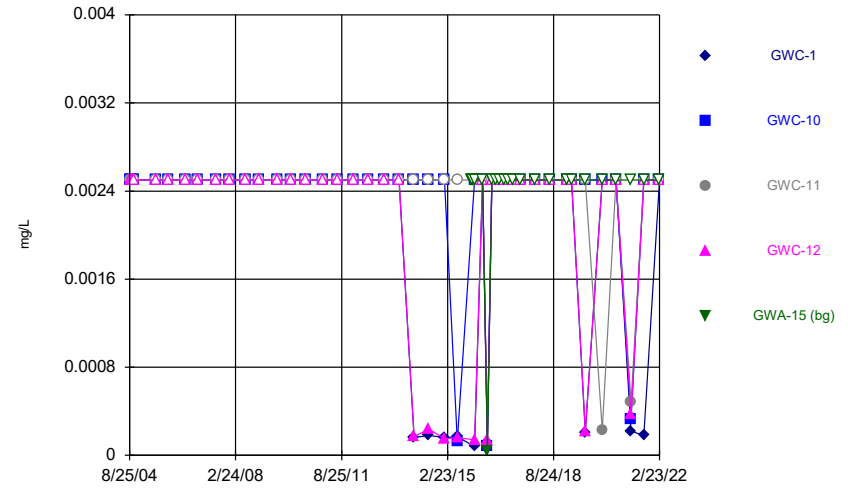
Constituent: Barium Analysis Run 8/2/2022 3:43 PM
Plant McIntosh Client: Southern Company Data: McIntosh LF4 CCR

Time Series



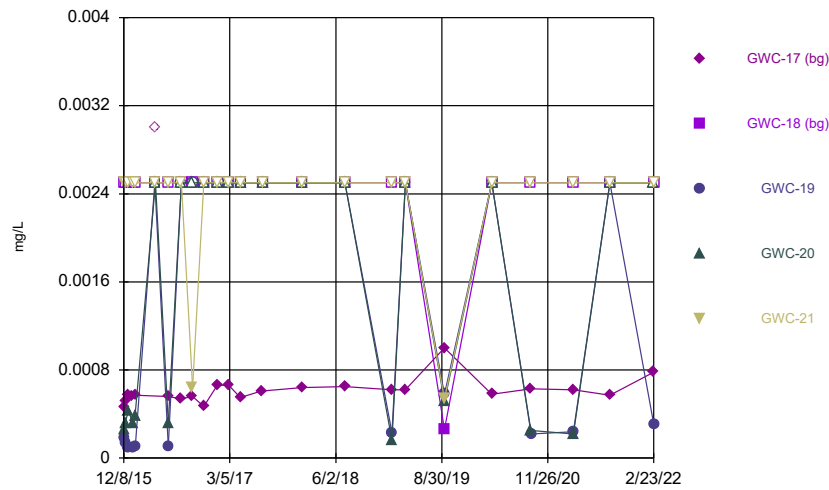
Constituent: Beryllium Analysis Run 8/2/2022 3:43 PM
Plant McIntosh Client: Southern Company Data: McIntosh LF4 CCR

Time Series



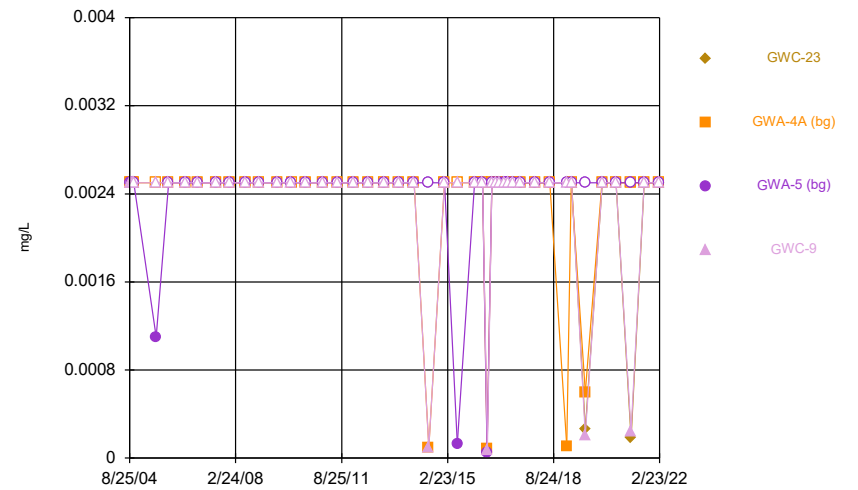
Constituent: Beryllium Analysis Run 8/2/2022 3:43 PM
Plant McIntosh Client: Southern Company Data: McIntosh LF4 CCR

Time Series



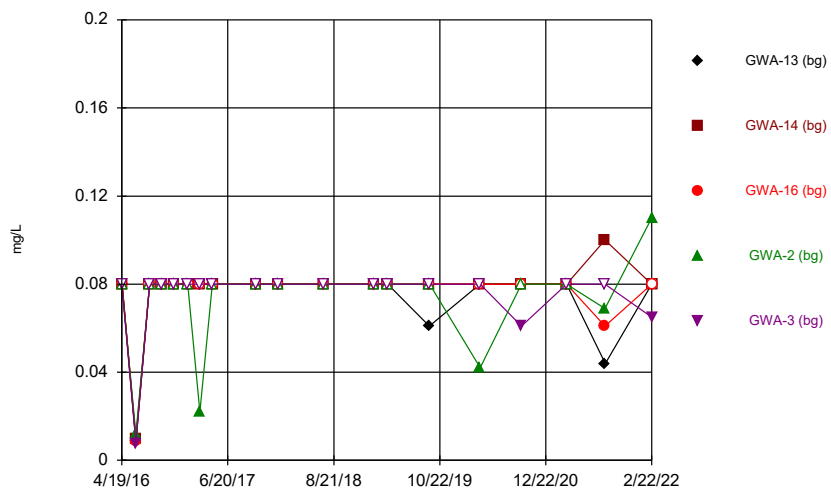
Constituent: Beryllium Analysis Run 8/2/2022 3:43 PM
Plant McIntosh Client: Southern Company Data: McIntosh LF4 CCR

Time Series



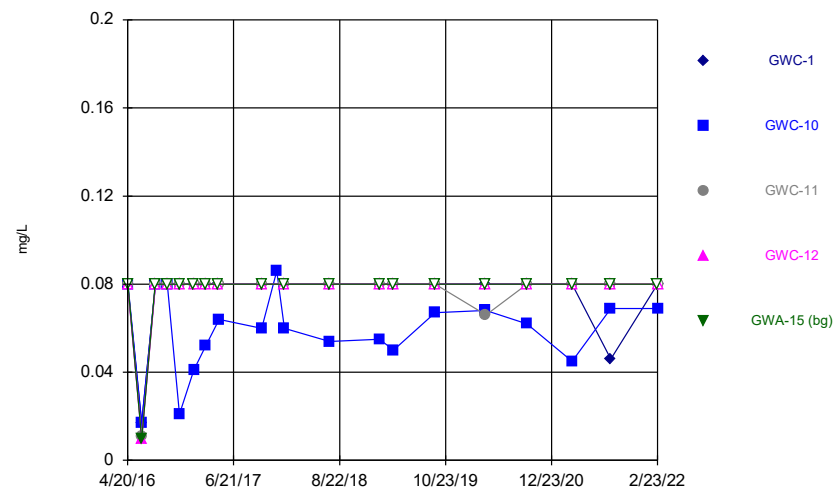
Constituent: Beryllium Analysis Run 8/2/2022 3:43 PM
Plant McIntosh Client: Southern Company Data: McIntosh LF4 CCR

Time Series



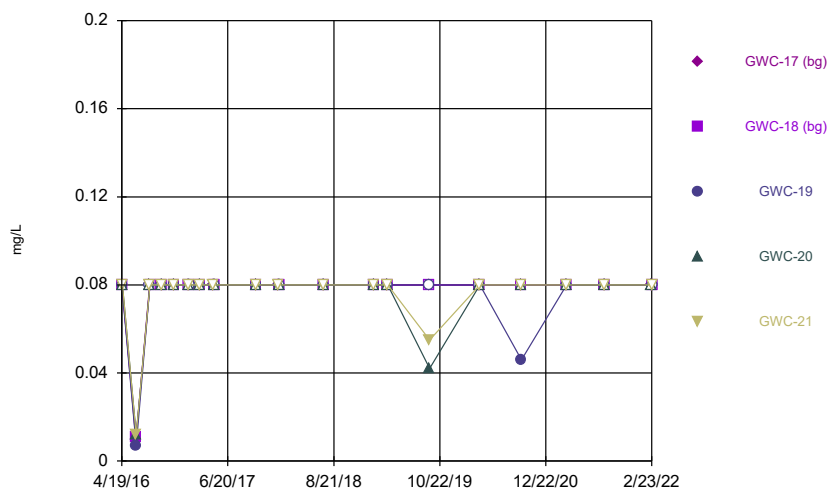
Constituent: Boron Analysis Run 8/2/2022 3:43 PM
Plant McIntosh Client: Southern Company Data: McIntosh LF4 CCR

Time Series



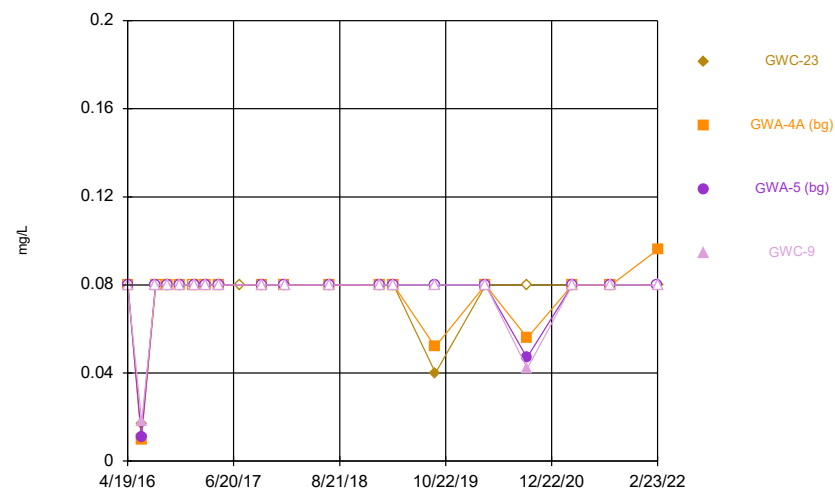
Constituent: Boron Analysis Run 8/2/2022 3:43 PM
Plant McIntosh Client: Southern Company Data: McIntosh LF4 CCR

Time Series



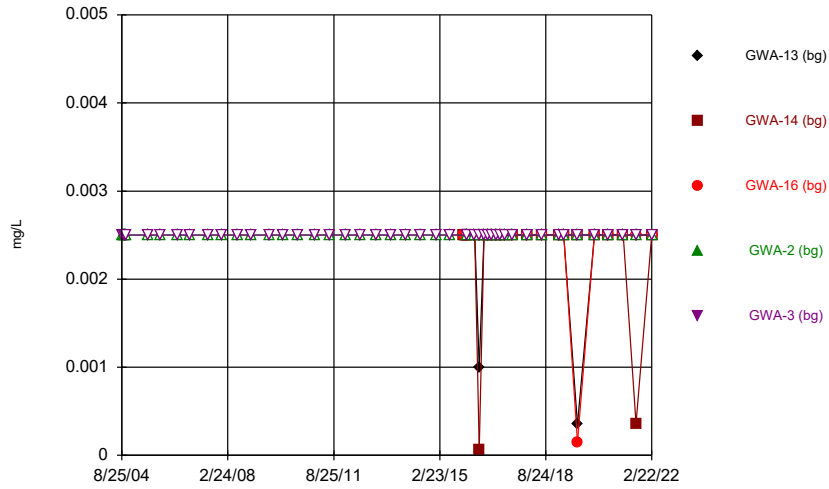
Constituent: Boron Analysis Run 8/2/2022 3:43 PM
Plant McIntosh Client: Southern Company Data: McIntosh LF4 CCR

Time Series



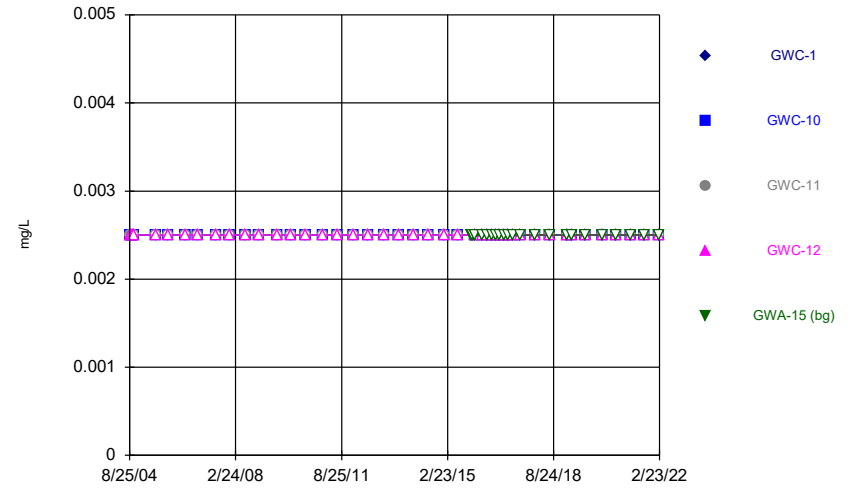
Constituent: Boron Analysis Run 8/2/2022 3:43 PM
Plant McIntosh Client: Southern Company Data: McIntosh LF4 CCR

Time Series



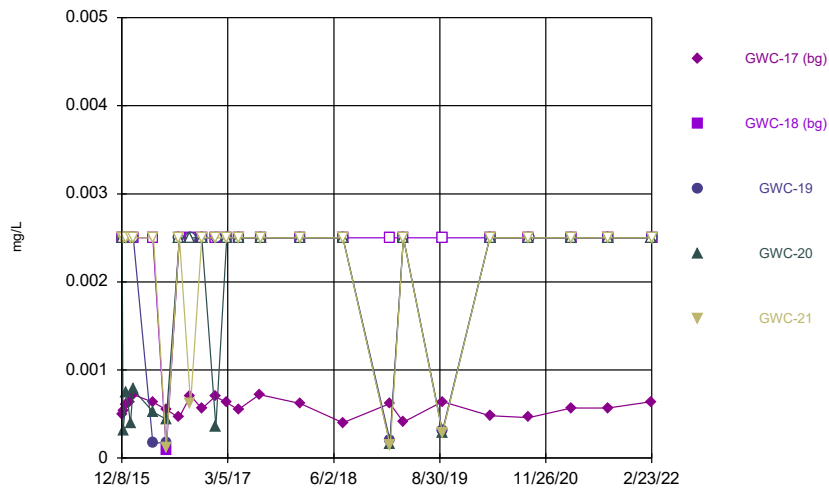
Constituent: Cadmium Analysis Run 8/2/2022 3:43 PM
Plant McIntosh Client: Southern Company Data: McIntosh LF4 CCR

Time Series



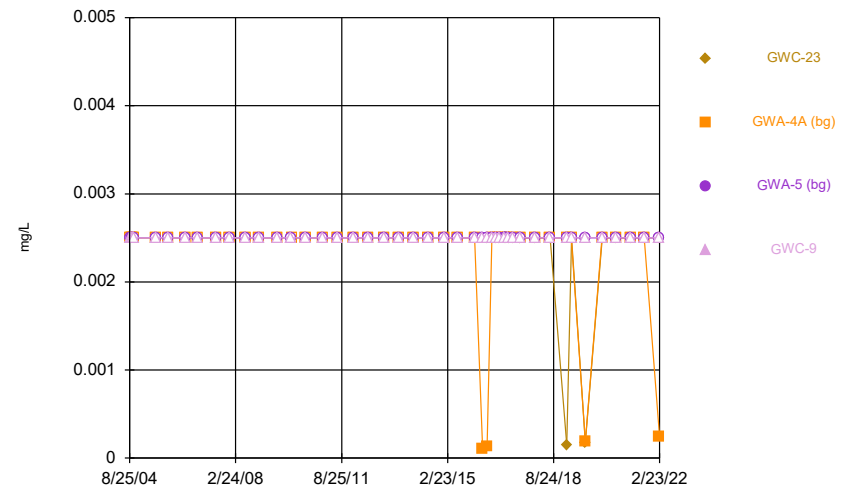
Constituent: Cadmium Analysis Run 8/2/2022 3:43 PM
Plant McIntosh Client: Southern Company Data: McIntosh LF4 CCR

Time Series



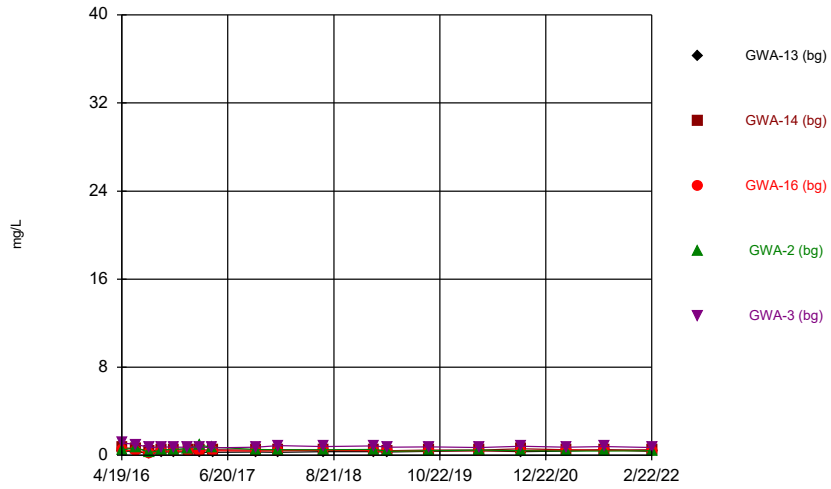
Constituent: Cadmium Analysis Run 8/2/2022 3:43 PM
Plant McIntosh Client: Southern Company Data: McIntosh LF4 CCR

Time Series



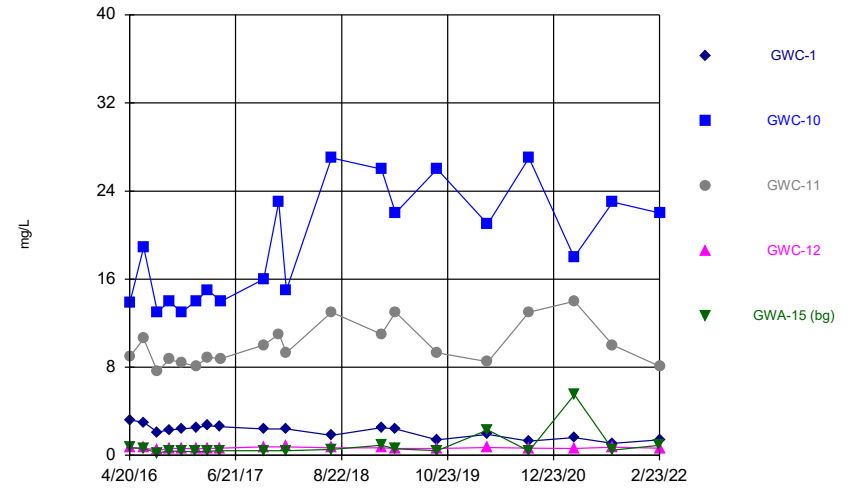
Constituent: Cadmium Analysis Run 8/2/2022 3:43 PM
Plant McIntosh Client: Southern Company Data: McIntosh LF4 CCR

Time Series



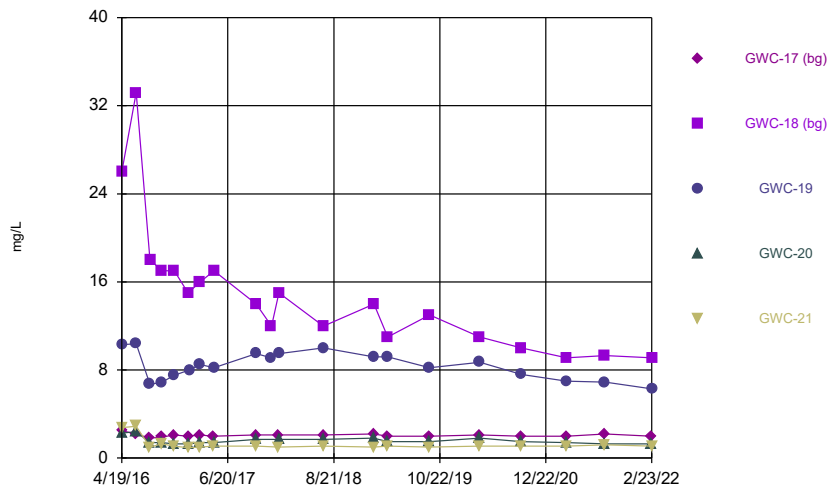
Constituent: Calcium Analysis Run 8/2/2022 3:43 PM
Plant McIntosh Client: Southern Company Data: McIntosh LF4 CCR

Time Series



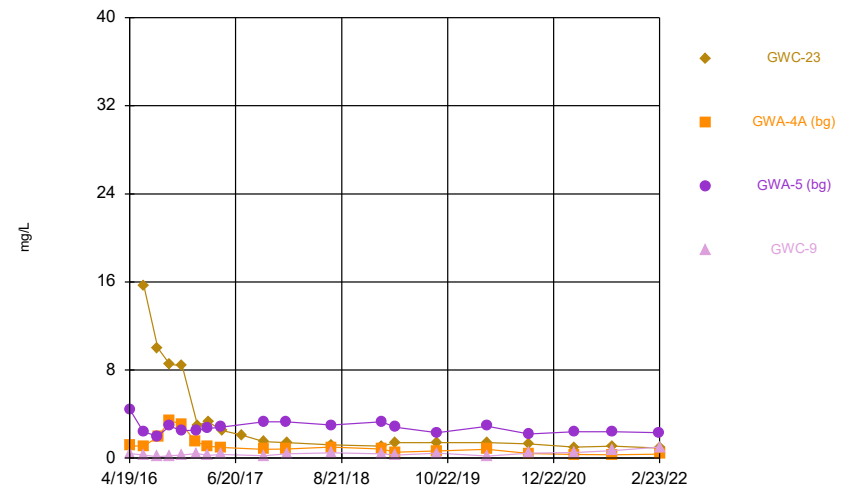
Constituent: Calcium Analysis Run 8/2/2022 3:43 PM
Plant McIntosh Client: Southern Company Data: McIntosh LF4 CCR

Time Series



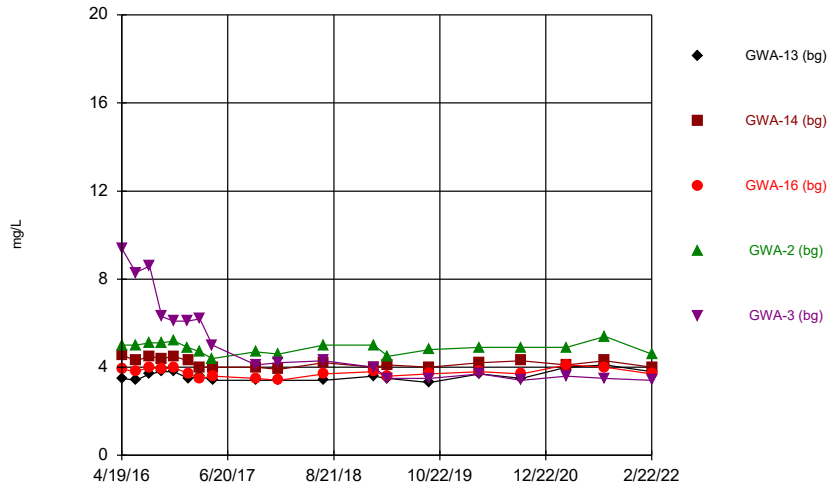
Constituent: Calcium Analysis Run 8/2/2022 3:43 PM
Plant McIntosh Client: Southern Company Data: McIntosh LF4 CCR

Time Series



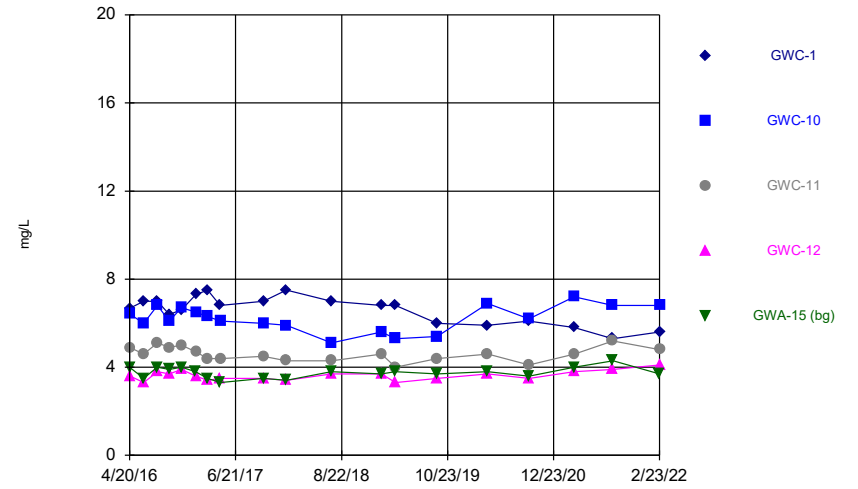
Constituent: Calcium Analysis Run 8/2/2022 3:43 PM
Plant McIntosh Client: Southern Company Data: McIntosh LF4 CCR

Time Series



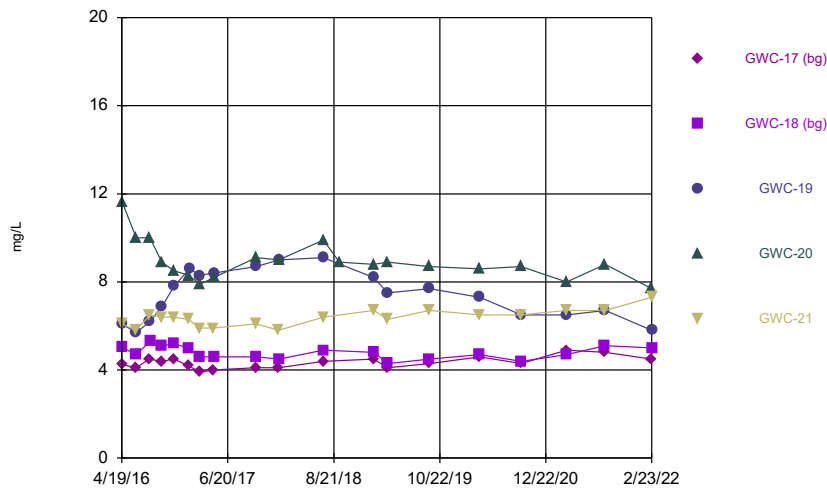
Constituent: Chloride Analysis Run 8/2/2022 3:43 PM
Plant McIntosh Client: Southern Company Data: McIntosh LF4 CCR

Time Series



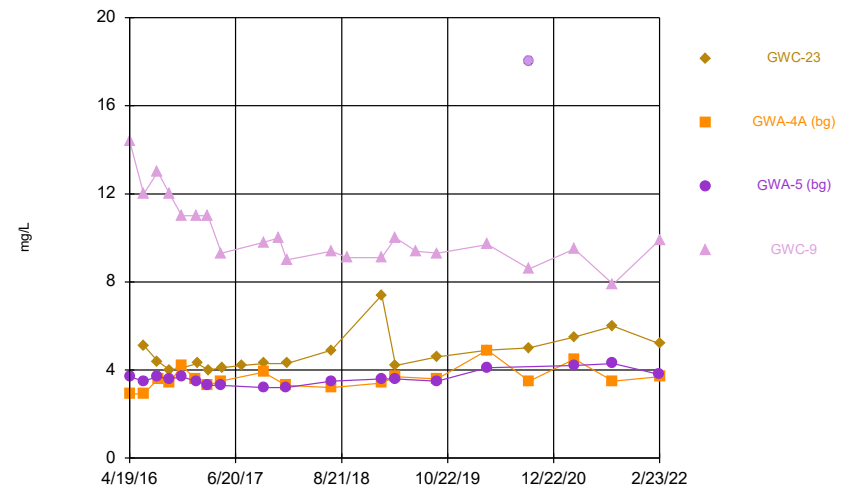
Constituent: Chloride Analysis Run 8/2/2022 3:43 PM
Plant McIntosh Client: Southern Company Data: McIntosh LF4 CCR

Time Series



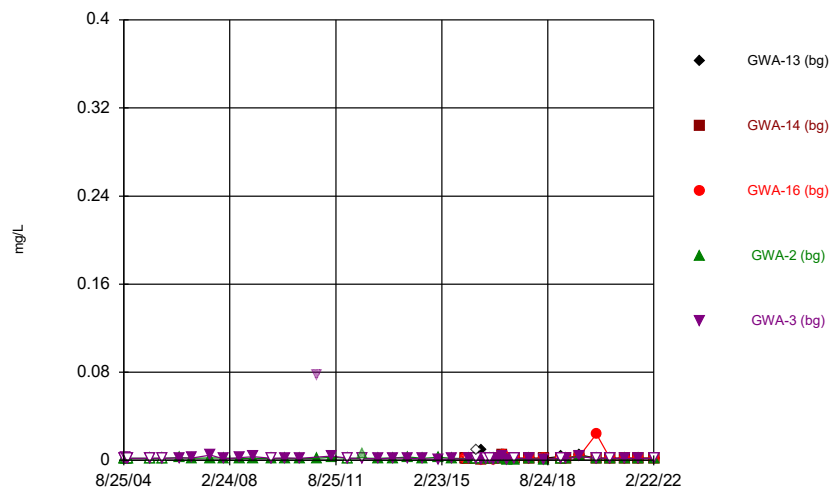
Constituent: Chloride Analysis Run 8/2/2022 3:43 PM
Plant McIntosh Client: Southern Company Data: McIntosh LF4 CCR

Time Series



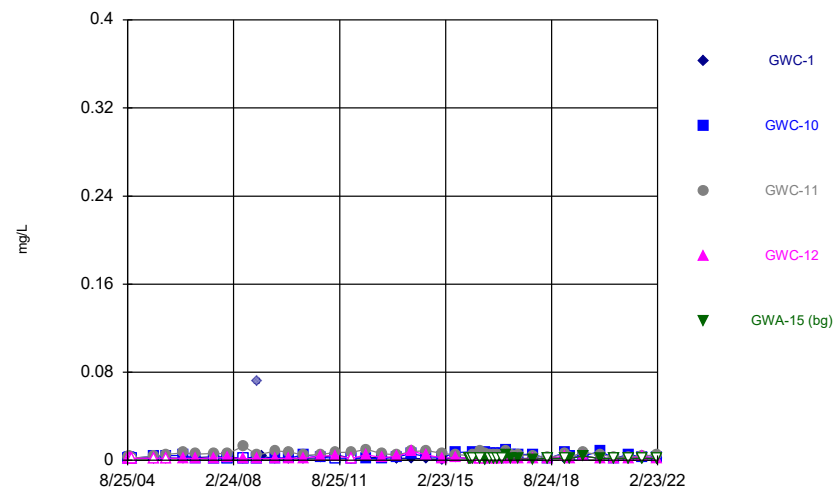
Constituent: Chloride Analysis Run 8/2/2022 3:43 PM
Plant McIntosh Client: Southern Company Data: McIntosh LF4 CCR

Time Series



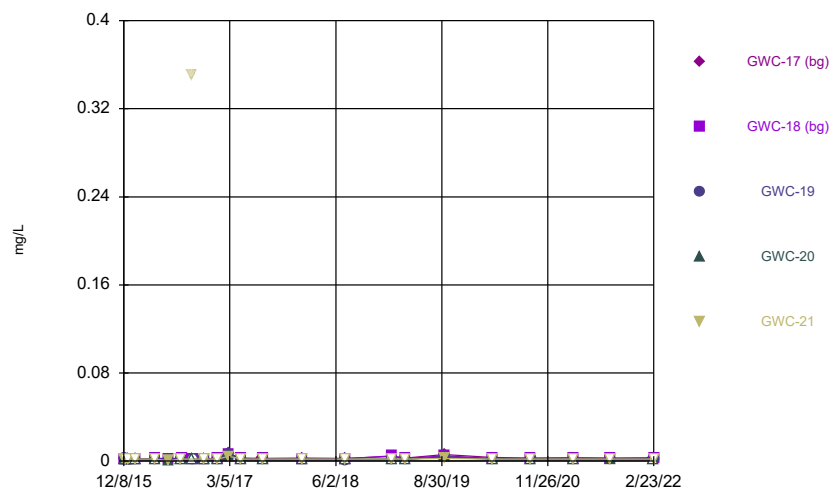
Constituent: Chromium Analysis Run 8/2/2022 3:43 PM
Plant McIntosh Client: Southern Company Data: McIntosh LF4 CCR

Time Series



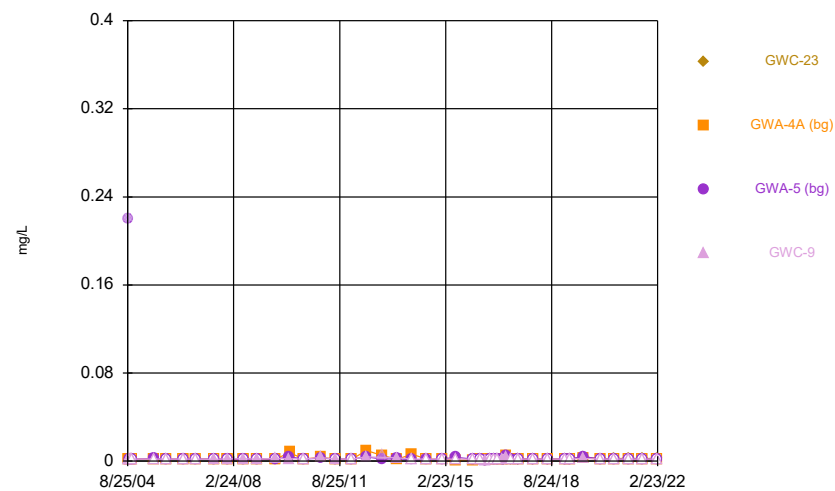
Constituent: Chromium Analysis Run 8/2/2022 3:43 PM
Plant McIntosh Client: Southern Company Data: McIntosh LF4 CCR

Time Series



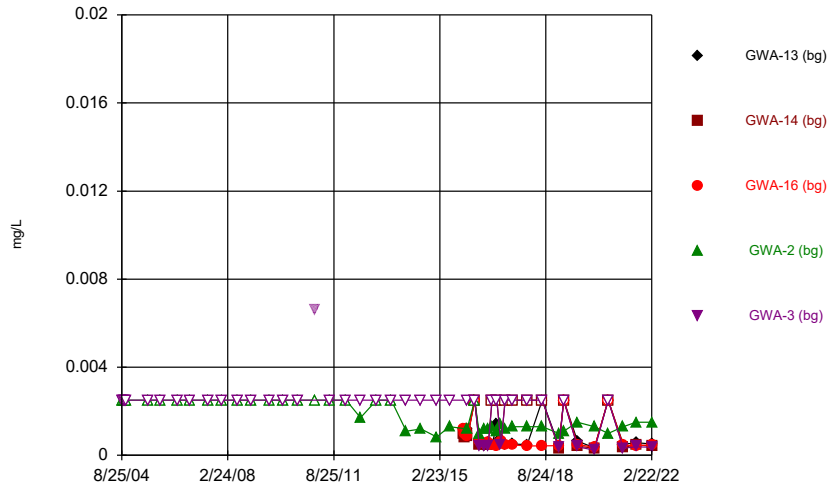
Constituent: Chromium Analysis Run 8/2/2022 3:43 PM
Plant McIntosh Client: Southern Company Data: McIntosh LF4 CCR

Time Series



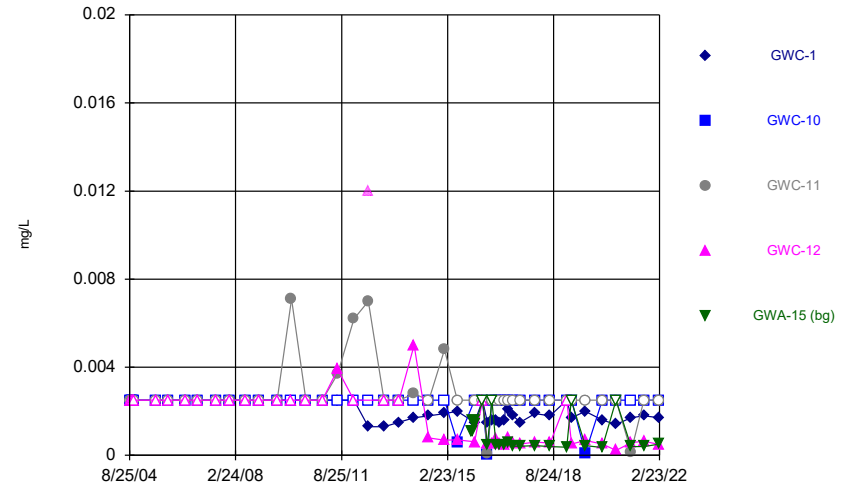
Constituent: Chromium Analysis Run 8/2/2022 3:43 PM
Plant McIntosh Client: Southern Company Data: McIntosh LF4 CCR

Time Series



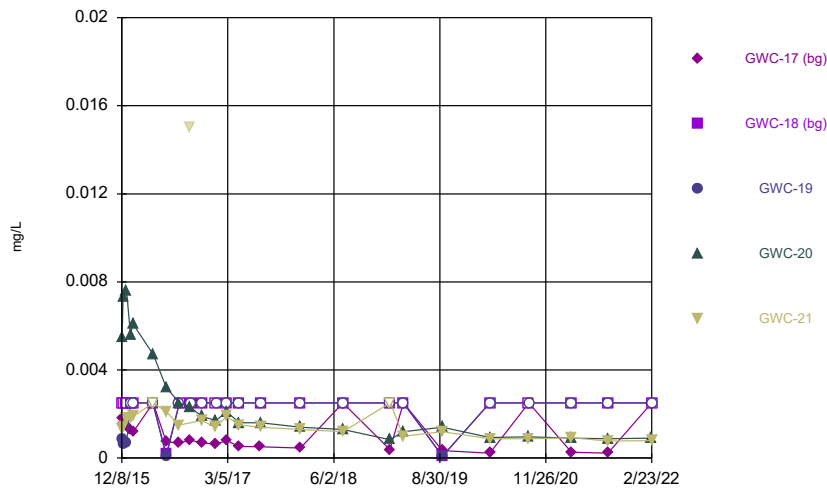
Constituent: Cobalt Analysis Run 8/2/2022 3:44 PM
Plant McIntosh Client: Southern Company Data: McIntosh LF4 CCR

Time Series



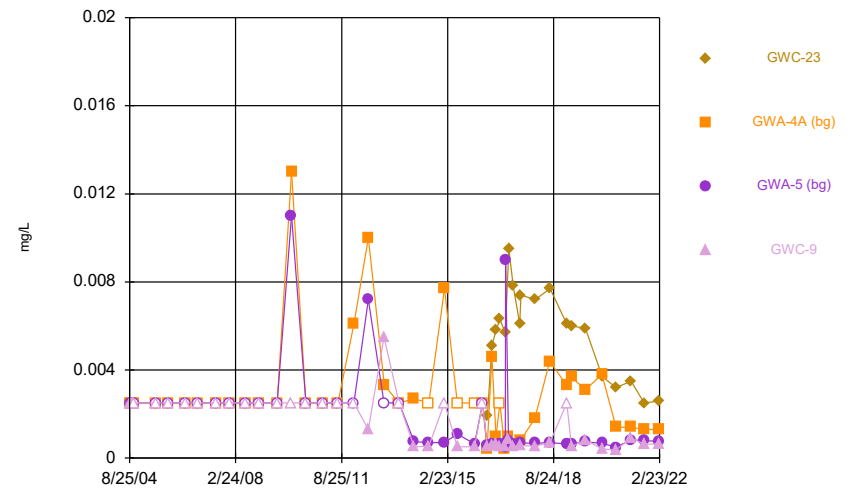
Constituent: Cobalt Analysis Run 8/2/2022 3:44 PM
Plant McIntosh Client: Southern Company Data: McIntosh LF4 CCR

Time Series



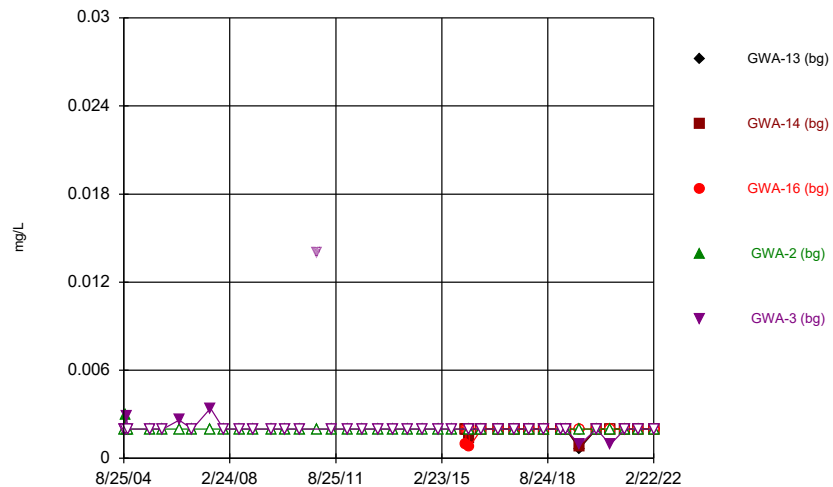
Constituent: Cobalt Analysis Run 8/2/2022 3:44 PM
Plant McIntosh Client: Southern Company Data: McIntosh LF4 CCR

Time Series



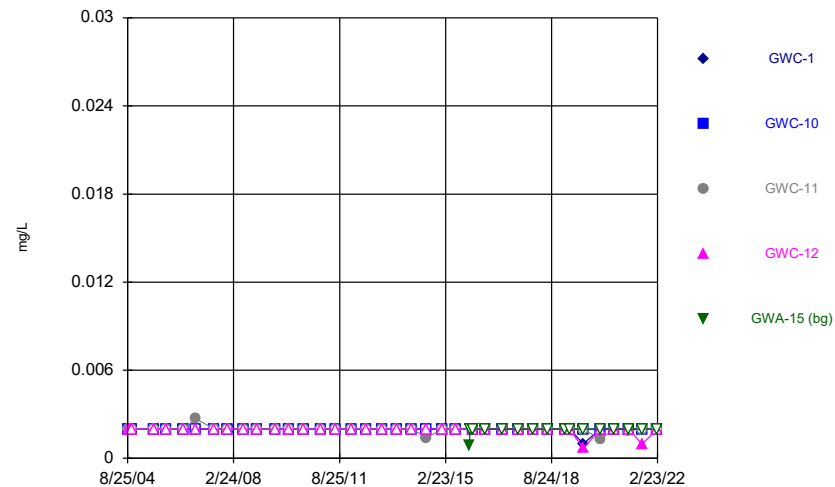
Constituent: Cobalt Analysis Run 8/2/2022 3:44 PM
Plant McIntosh Client: Southern Company Data: McIntosh LF4 CCR

Time Series



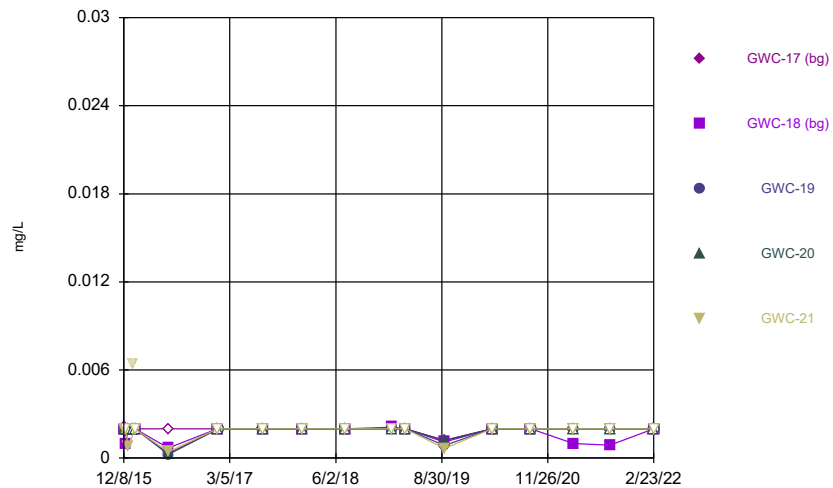
Constituent: Copper Analysis Run 8/2/2022 3:44 PM
Plant McIntosh Client: Southern Company Data: McIntosh LF4 CCR

Time Series



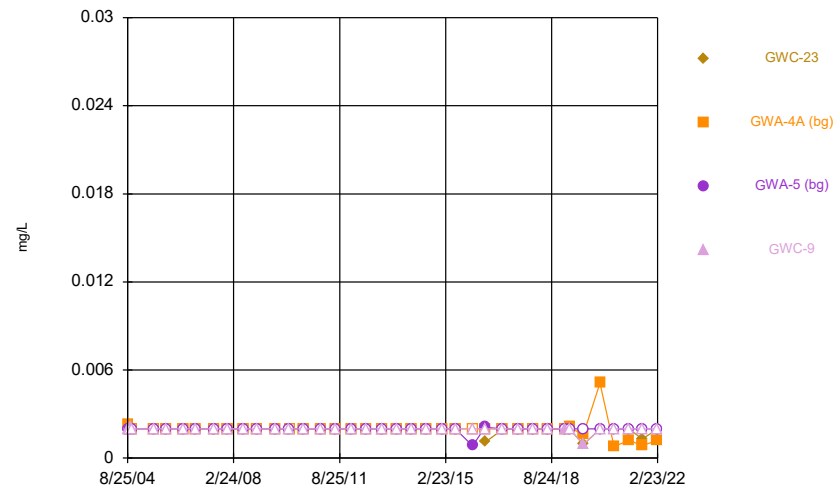
Constituent: Copper Analysis Run 8/2/2022 3:44 PM
Plant McIntosh Client: Southern Company Data: McIntosh LF4 CCR

Time Series



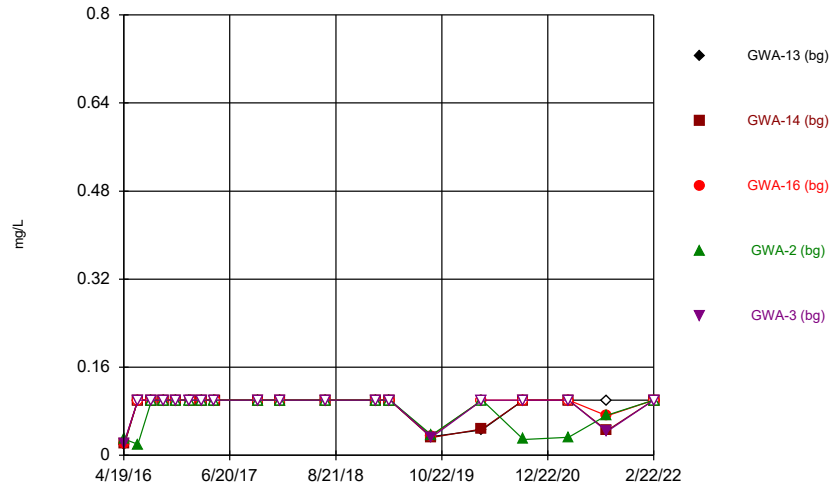
Constituent: Copper Analysis Run 8/2/2022 3:44 PM
Plant McIntosh Client: Southern Company Data: McIntosh LF4 CCR

Time Series



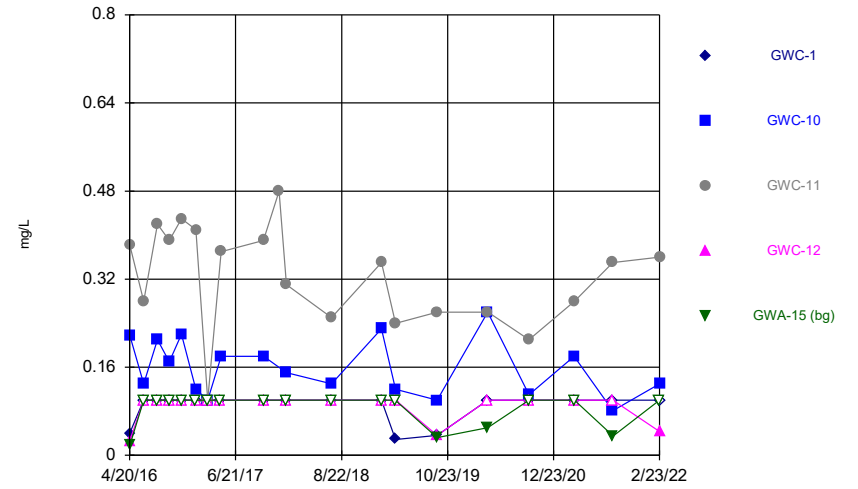
Constituent: Copper Analysis Run 8/2/2022 3:44 PM
Plant McIntosh Client: Southern Company Data: McIntosh LF4 CCR

Time Series



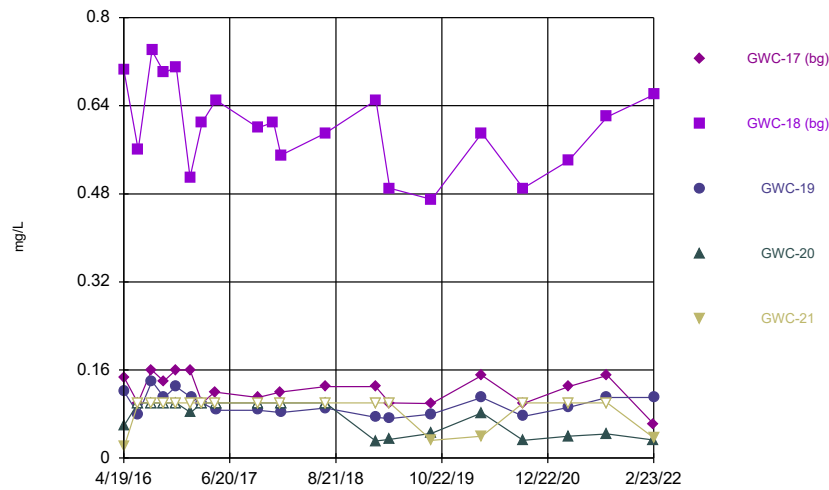
Constituent: Fluoride Analysis Run 8/2/2022 3:44 PM
Plant McIntosh Client: Southern Company Data: McIntosh LF4 CCR

Time Series



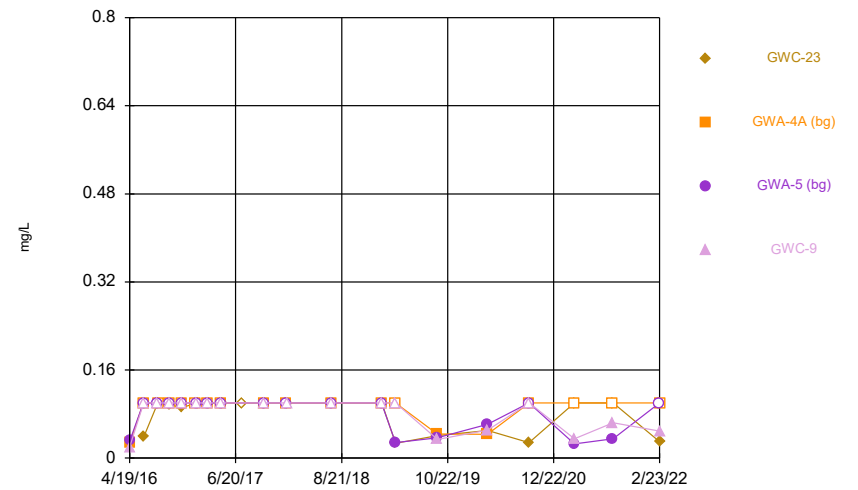
Constituent: Fluoride Analysis Run 8/2/2022 3:44 PM
Plant McIntosh Client: Southern Company Data: McIntosh LF4 CCR

Time Series



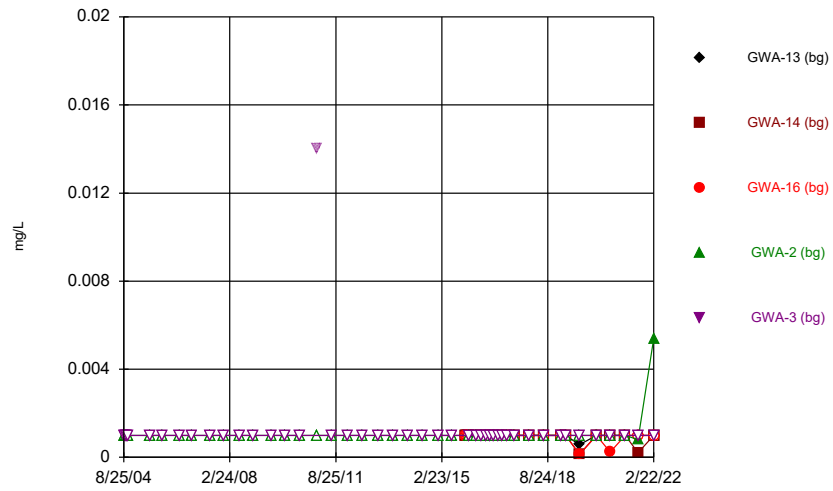
Constituent: Fluoride Analysis Run 8/2/2022 3:44 PM
Plant McIntosh Client: Southern Company Data: McIntosh LF4 CCR

Time Series



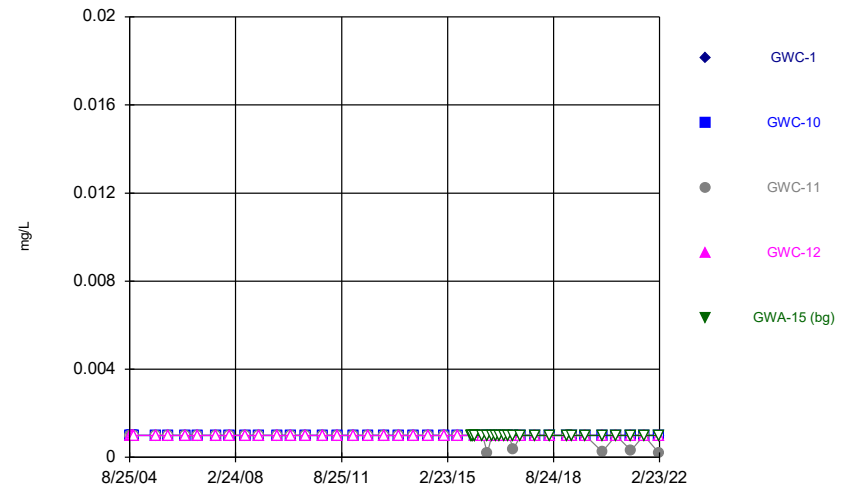
Constituent: Fluoride Analysis Run 8/2/2022 3:44 PM
Plant McIntosh Client: Southern Company Data: McIntosh LF4 CCR

Time Series



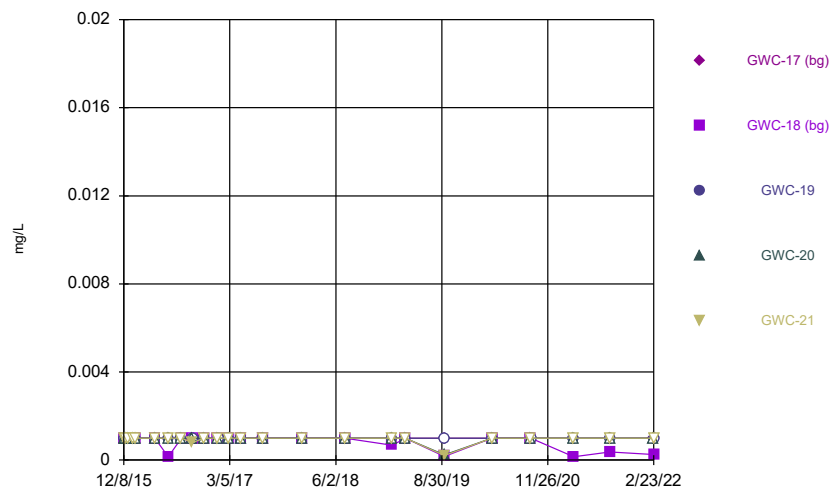
Constituent: Lead Analysis Run 8/2/2022 3:44 PM
Plant McIntosh Client: Southern Company Data: McIntosh LF4 CCR

Time Series



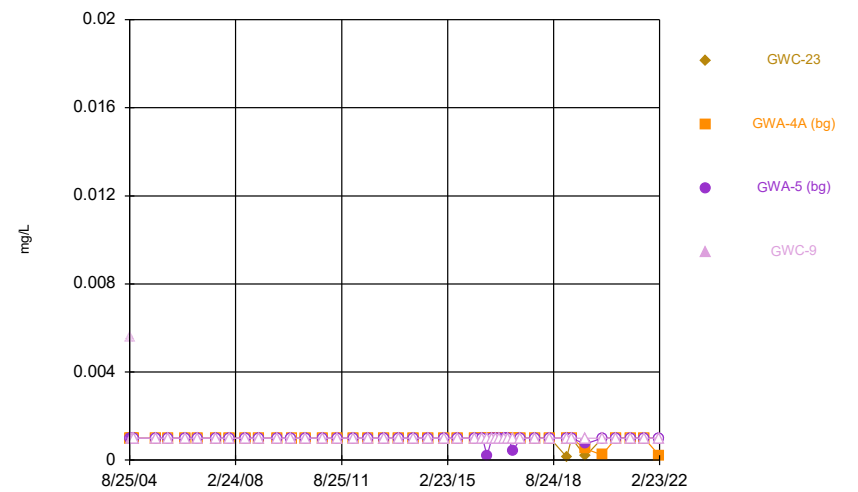
Constituent: Lead Analysis Run 8/2/2022 3:44 PM
Plant McIntosh Client: Southern Company Data: McIntosh LF4 CCR

Time Series



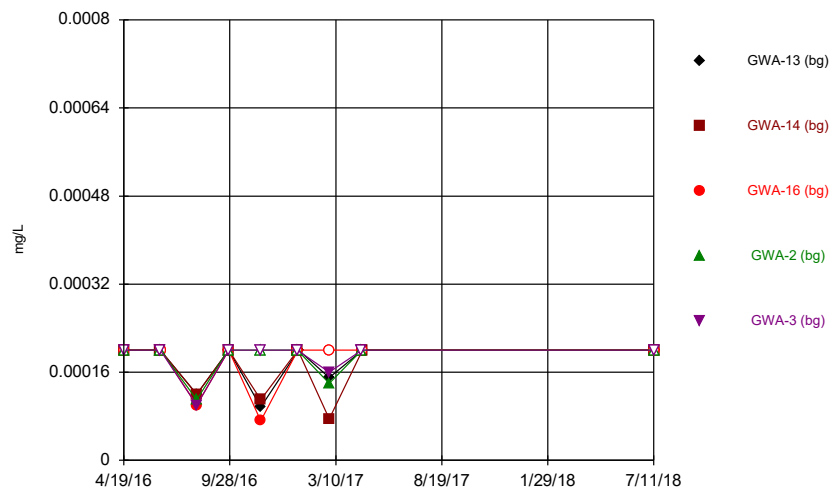
Constituent: Lead Analysis Run 8/2/2022 3:44 PM
Plant McIntosh Client: Southern Company Data: McIntosh LF4 CCR

Time Series



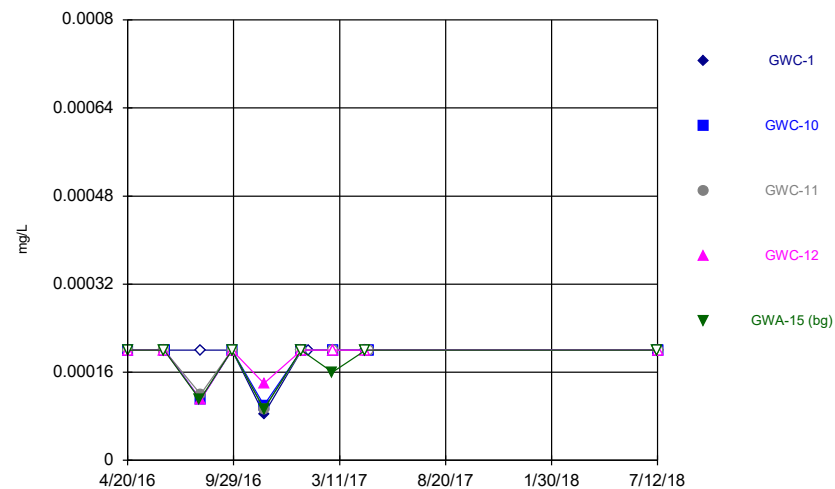
Constituent: Lead Analysis Run 8/2/2022 3:44 PM
Plant McIntosh Client: Southern Company Data: McIntosh LF4 CCR

Time Series



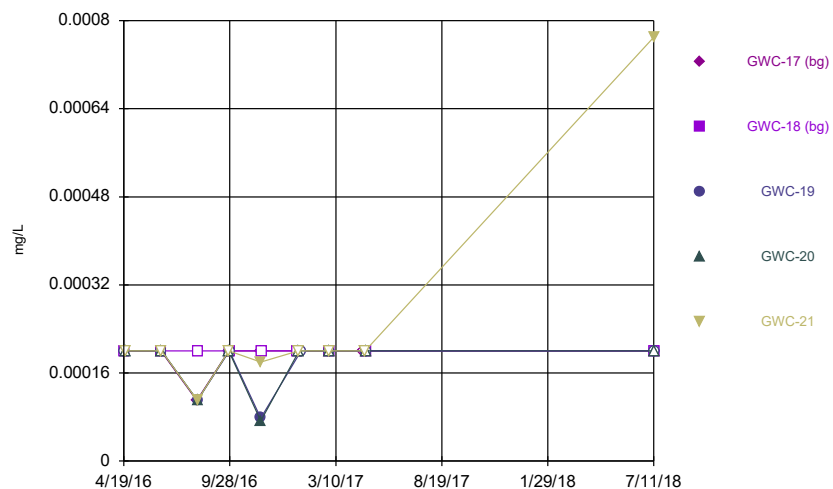
Constituent: Mercury Analysis Run 8/2/2022 3:44 PM
Plant McIntosh Client: Southern Company Data: McIntosh LF4 CCR

Time Series



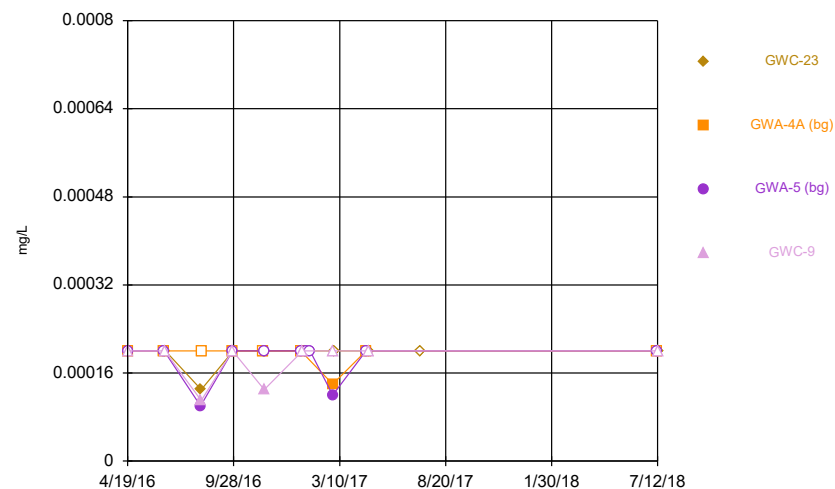
Constituent: Mercury Analysis Run 8/2/2022 3:44 PM
Plant McIntosh Client: Southern Company Data: McIntosh LF4 CCR

Time Series



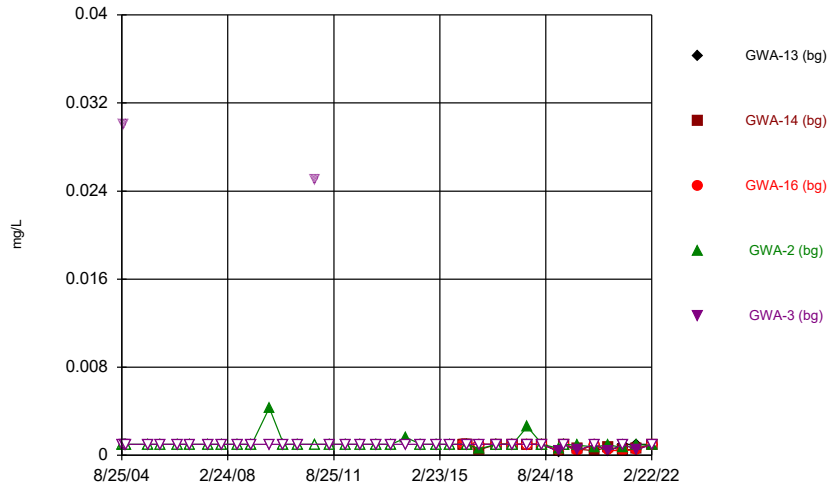
Constituent: Mercury Analysis Run 8/2/2022 3:44 PM
Plant McIntosh Client: Southern Company Data: McIntosh LF4 CCR

Time Series



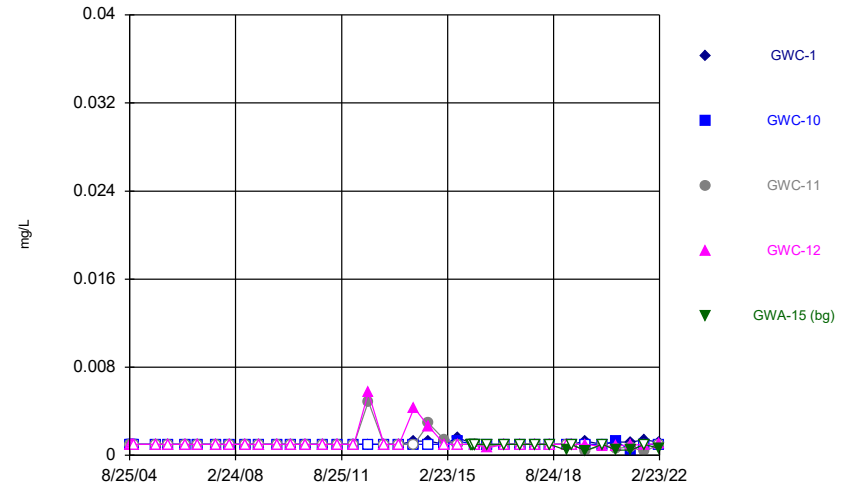
Constituent: Mercury Analysis Run 8/2/2022 3:44 PM
Plant McIntosh Client: Southern Company Data: McIntosh LF4 CCR

Time Series



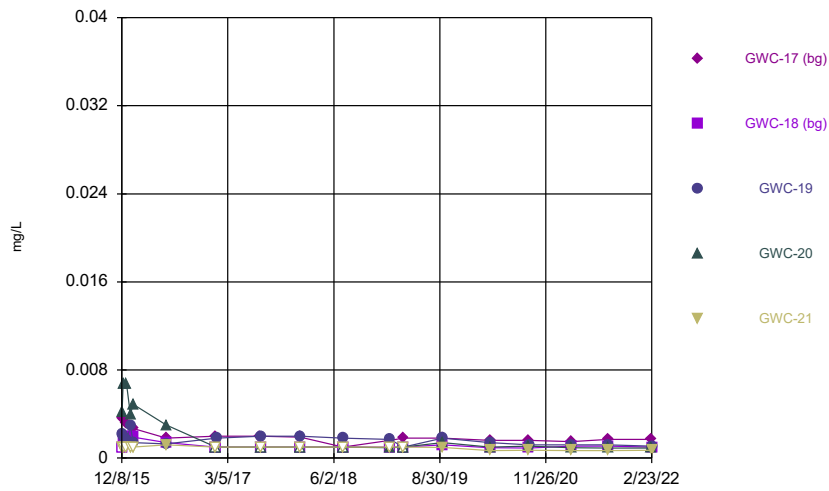
Constituent: Nickel Analysis Run 8/2/2022 3:44 PM
Plant McIntosh Client: Southern Company Data: McIntosh LF4 CCR

Time Series



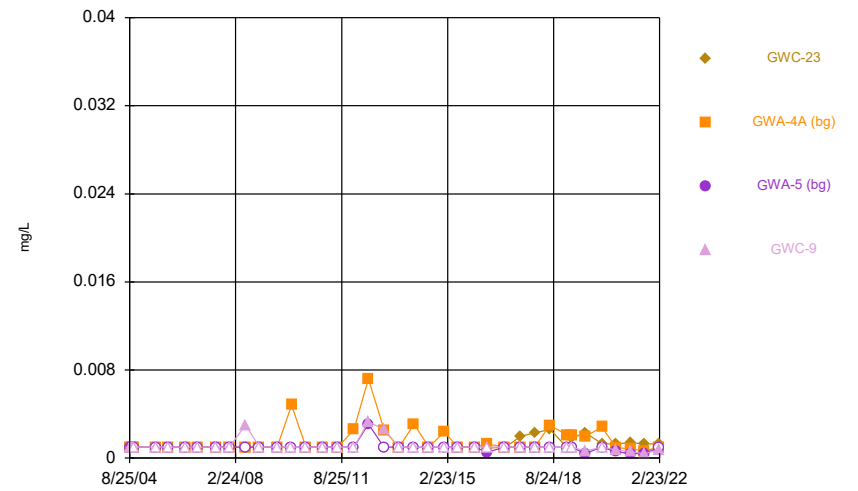
Constituent: Nickel Analysis Run 8/2/2022 3:44 PM
Plant McIntosh Client: Southern Company Data: McIntosh LF4 CCR

Time Series



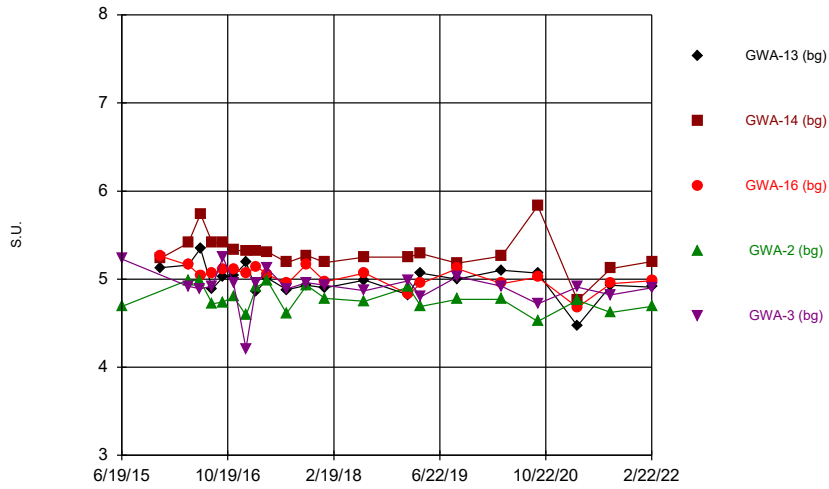
Constituent: Nickel Analysis Run 8/2/2022 3:44 PM
Plant McIntosh Client: Southern Company Data: McIntosh LF4 CCR

Time Series



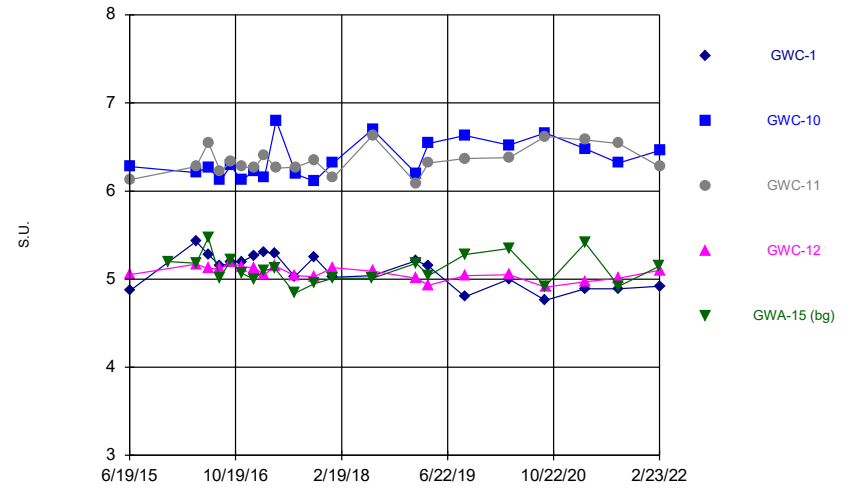
Constituent: Nickel Analysis Run 8/2/2022 3:44 PM
Plant McIntosh Client: Southern Company Data: McIntosh LF4 CCR

Time Series



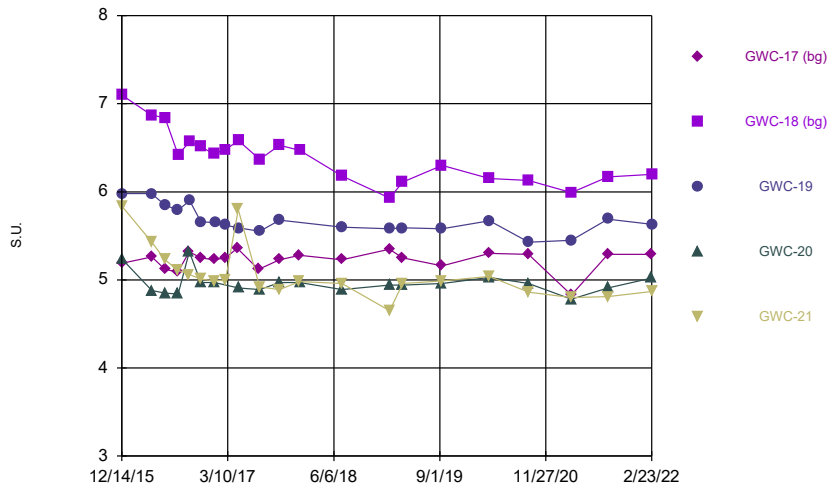
Constituent: pH Analysis Run 8/2/2022 3:44 PM
 Plant McIntosh Client: Southern Company Data: McIntosh LF4 CCR

Time Series



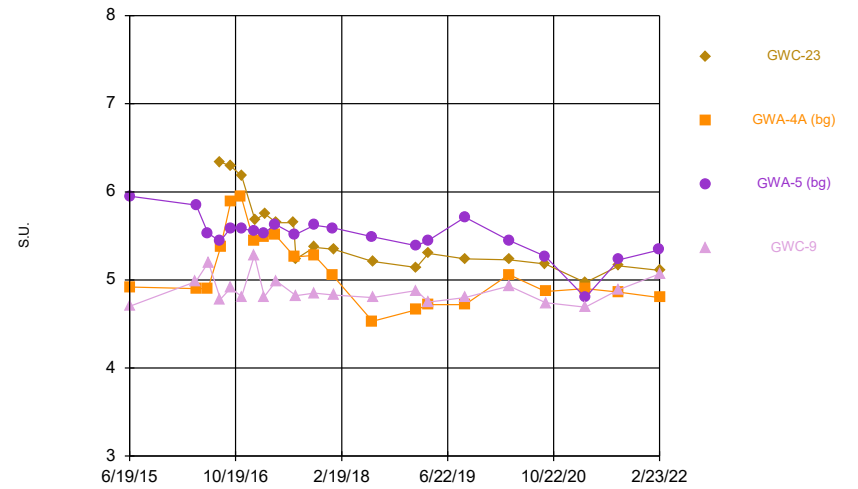
Constituent: pH Analysis Run 8/2/2022 3:44 PM
 Plant McIntosh Client: Southern Company Data: McIntosh LF4 CCR

Time Series



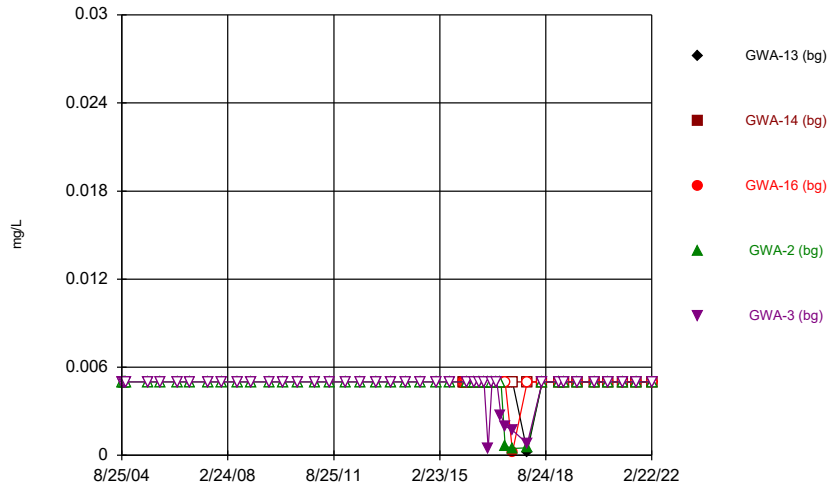
Constituent: pH Analysis Run 8/2/2022 3:44 PM
 Plant McIntosh Client: Southern Company Data: McIntosh LF4 CCR

Time Series



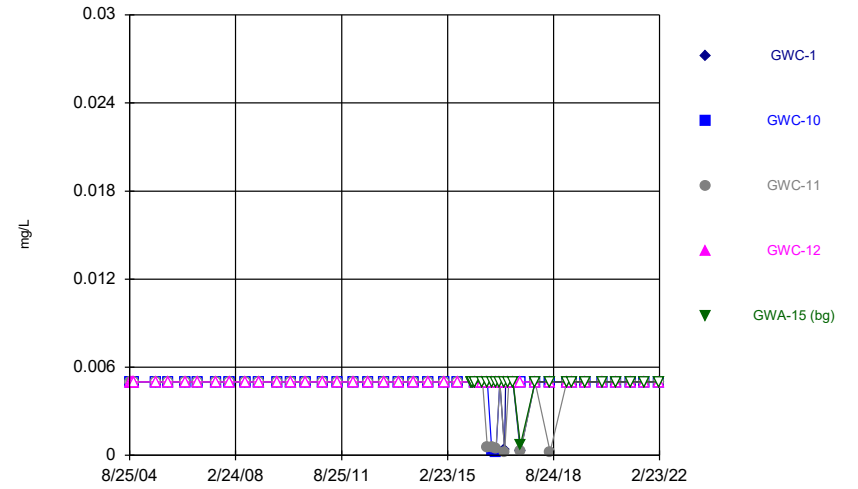
Constituent: pH Analysis Run 8/2/2022 3:44 PM
 Plant McIntosh Client: Southern Company Data: McIntosh LF4 CCR

Time Series



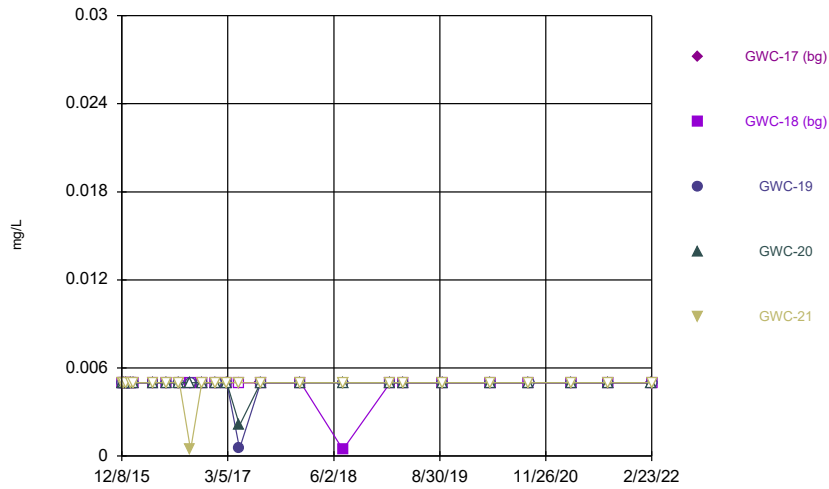
Constituent: Seleniun Analysis Run 8/2/2022 3:44 PM
Plant McIntosh Client: Southern Company Data: McIntosh LF4 CCR

Time Series



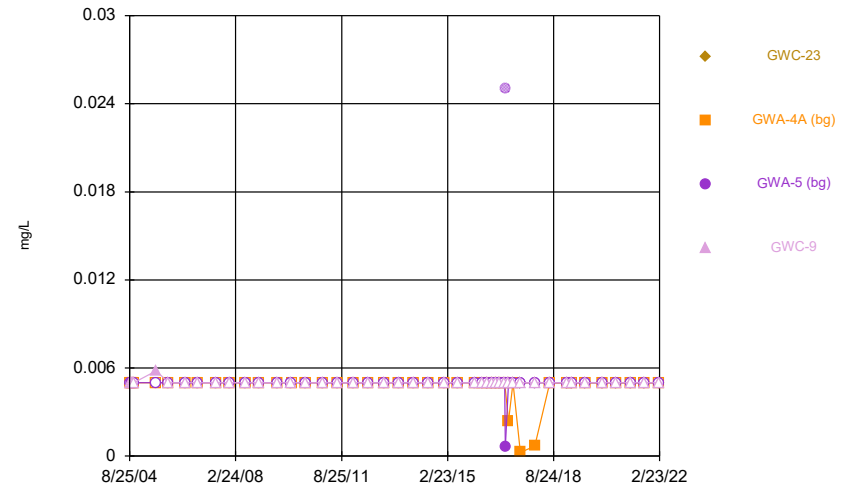
Constituent: Seleniun Analysis Run 8/2/2022 3:44 PM
Plant McIntosh Client: Southern Company Data: McIntosh LF4 CCR

Time Series



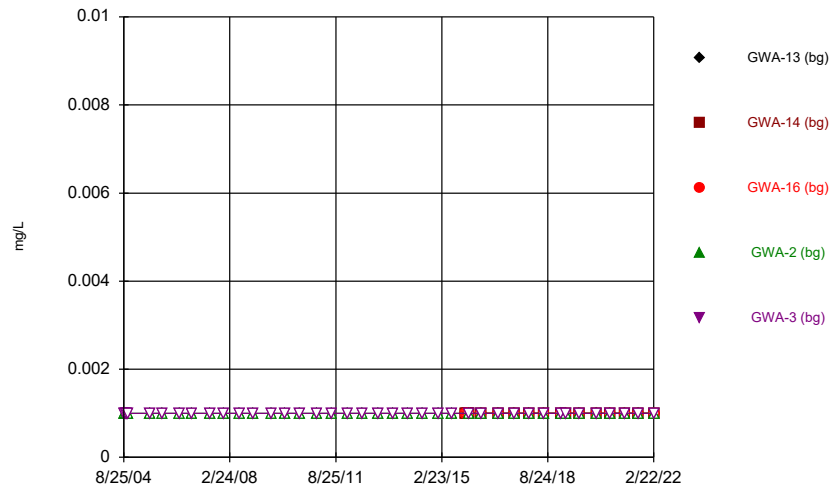
Constituent: Seleniun Analysis Run 8/2/2022 3:44 PM
Plant McIntosh Client: Southern Company Data: McIntosh LF4 CCR

Time Series



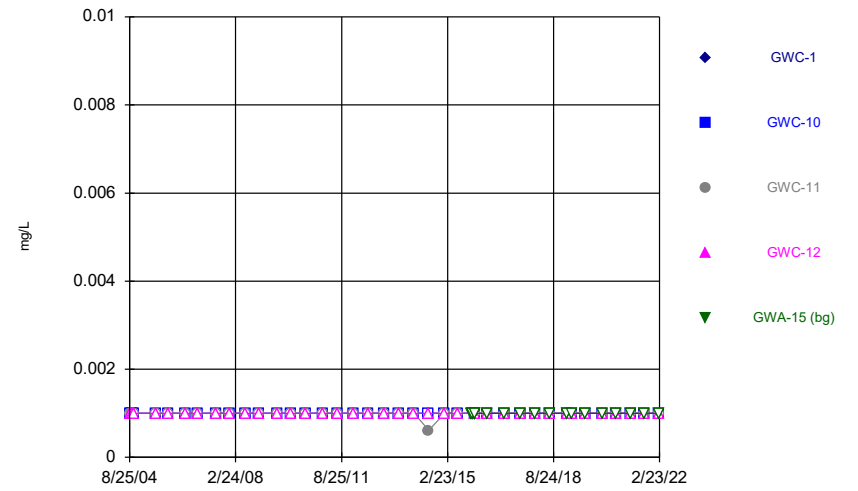
Constituent: Seleniun Analysis Run 8/2/2022 3:44 PM
Plant McIntosh Client: Southern Company Data: McIntosh LF4 CCR

Time Series



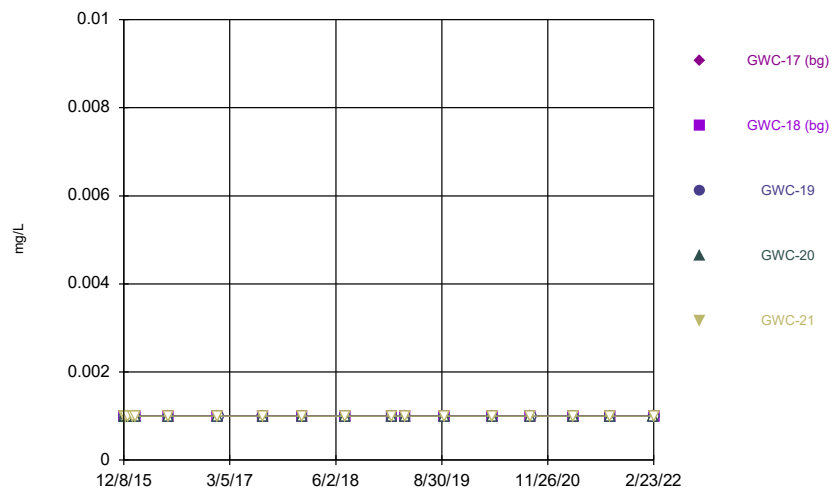
Constituent: Silver Analysis Run 8/2/2022 3:44 PM
Plant McIntosh Client: Southern Company Data: McIntosh LF4 CCR

Time Series



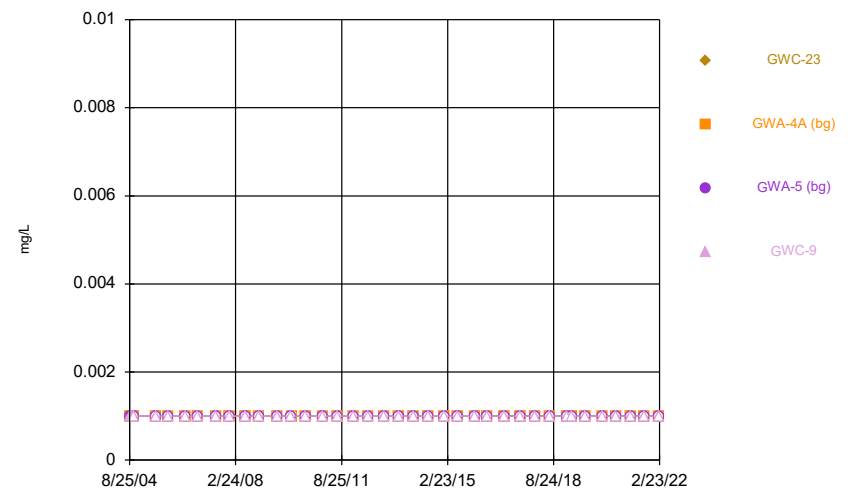
Constituent: Silver Analysis Run 8/2/2022 3:44 PM
Plant McIntosh Client: Southern Company Data: McIntosh LF4 CCR

Time Series



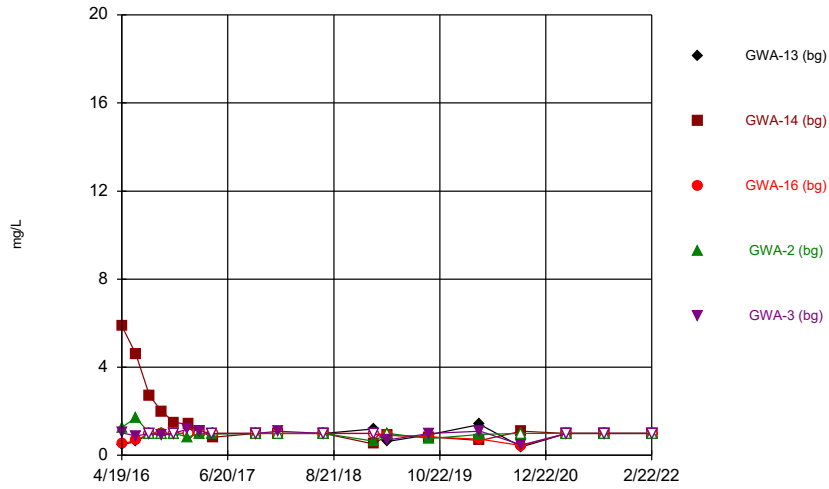
Constituent: Silver Analysis Run 8/2/2022 3:44 PM
Plant McIntosh Client: Southern Company Data: McIntosh LF4 CCR

Time Series



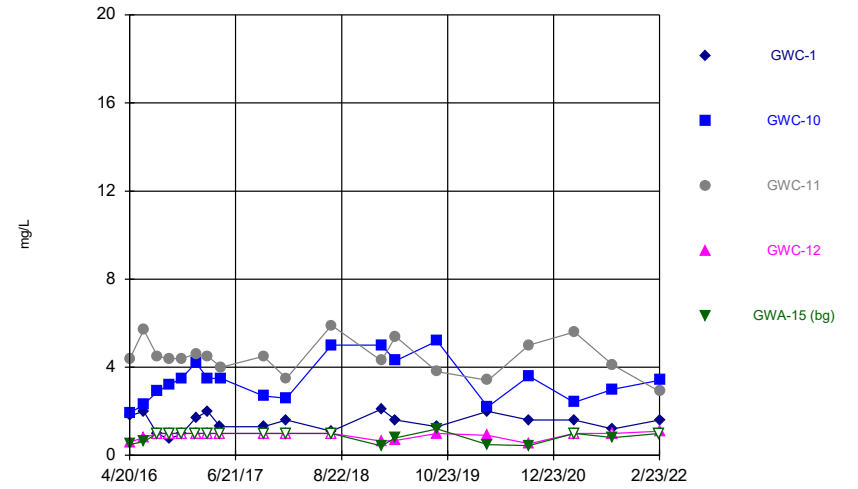
Constituent: Silver Analysis Run 8/2/2022 3:44 PM
Plant McIntosh Client: Southern Company Data: McIntosh LF4 CCR

Time Series



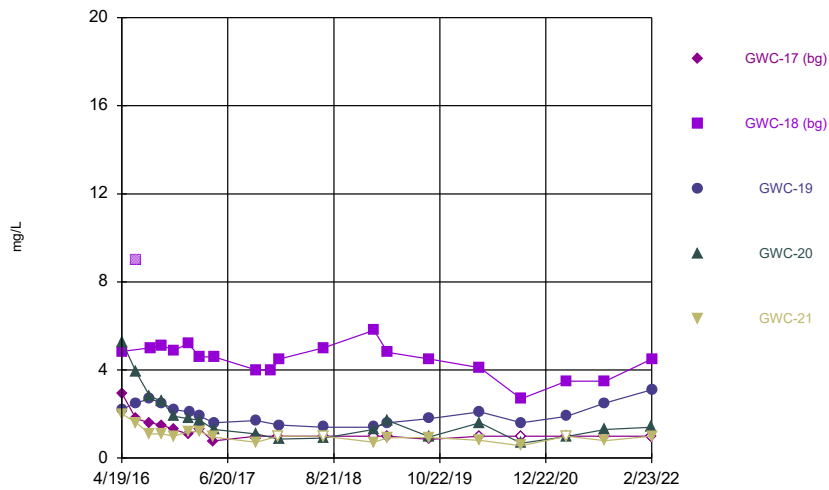
Constituent: Sulfate Analysis Run 8/2/2022 3:44 PM
Plant McIntosh Client: Southern Company Data: McIntosh LF4 CCR

Time Series



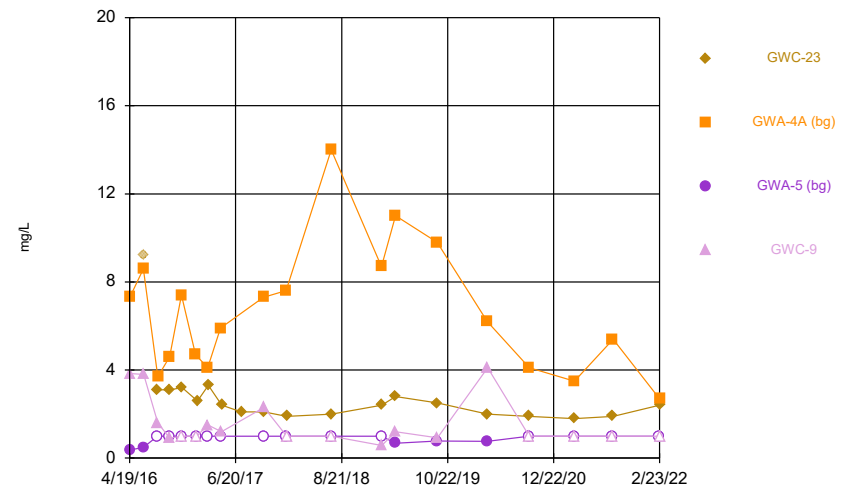
Constituent: Sulfate Analysis Run 8/2/2022 3:44 PM
Plant McIntosh Client: Southern Company Data: McIntosh LF4 CCR

Time Series



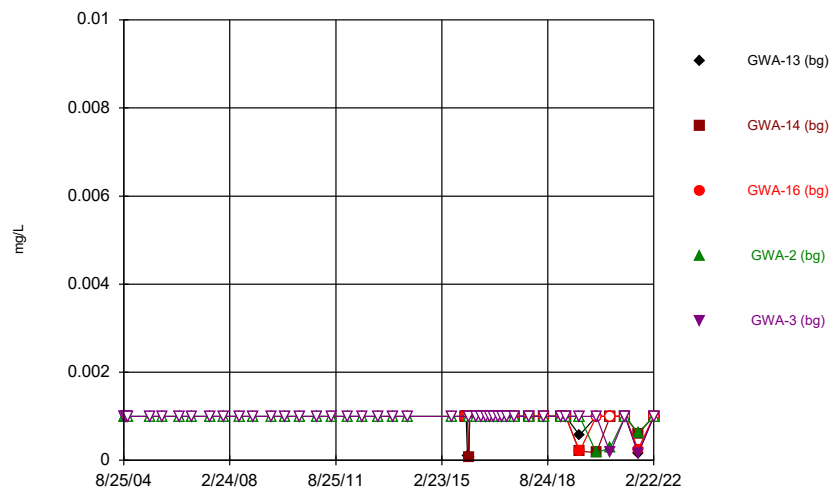
Constituent: Sulfate Analysis Run 8/2/2022 3:44 PM
Plant McIntosh Client: Southern Company Data: McIntosh LF4 CCR

Time Series



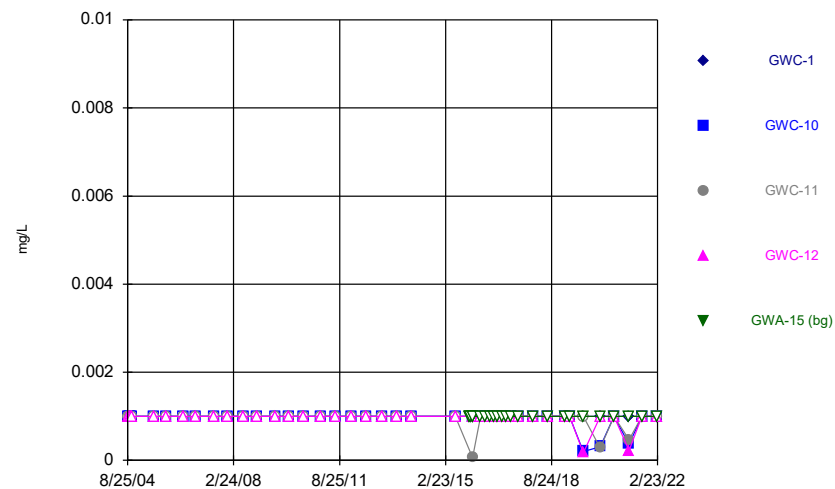
Constituent: Sulfate Analysis Run 8/2/2022 3:44 PM
Plant McIntosh Client: Southern Company Data: McIntosh LF4 CCR

Time Series



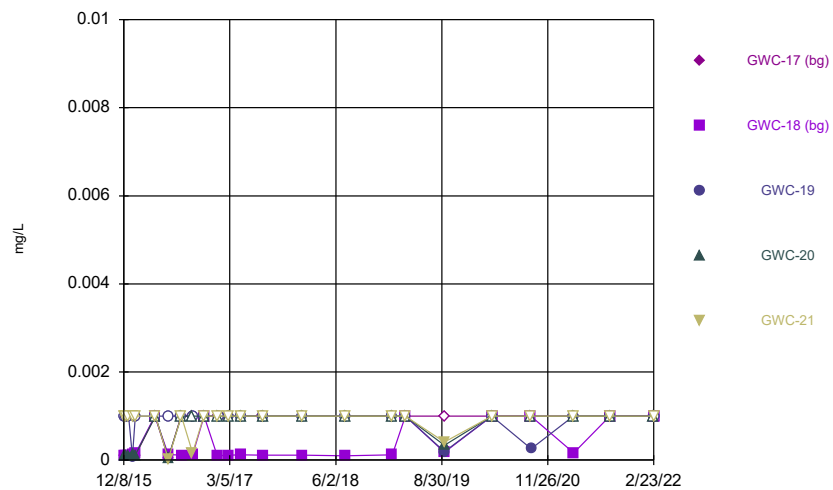
Constituent: Thallium Analysis Run 8/2/2022 3:44 PM
Plant McIntosh Client: Southern Company Data: McIntosh LF4 CCR

Time Series



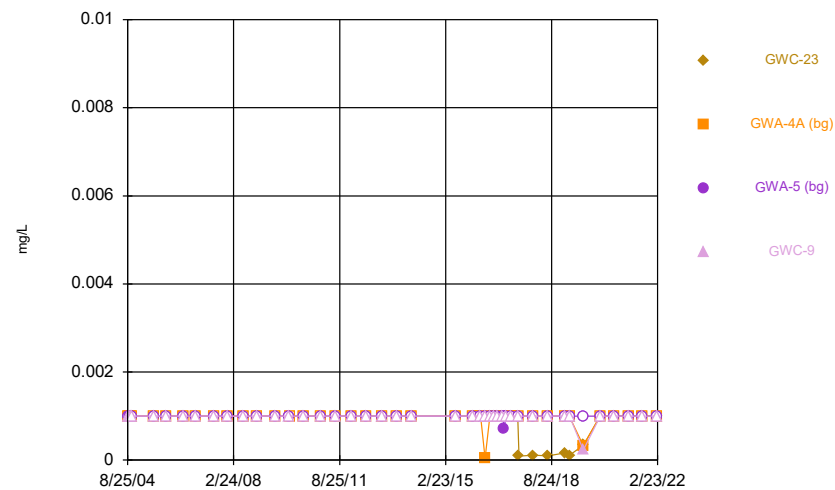
Constituent: Thallium Analysis Run 8/2/2022 3:44 PM
Plant McIntosh Client: Southern Company Data: McIntosh LF4 CCR

Time Series



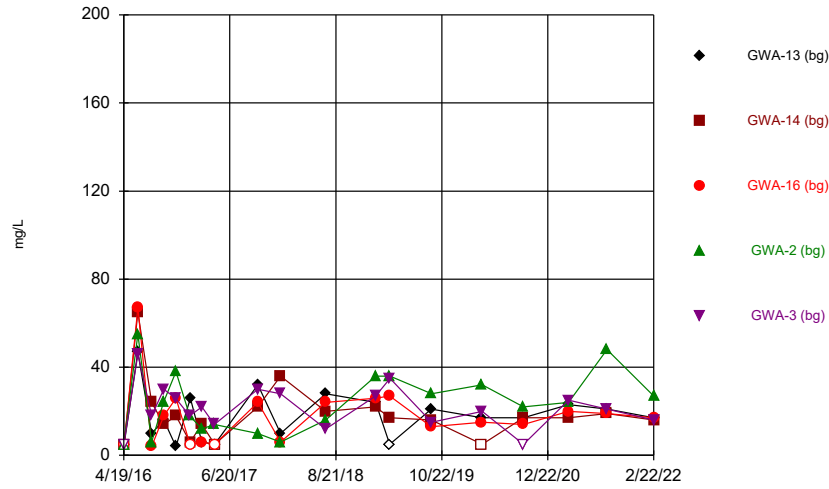
Constituent: Thallium Analysis Run 8/2/2022 3:44 PM
Plant McIntosh Client: Southern Company Data: McIntosh LF4 CCR

Time Series



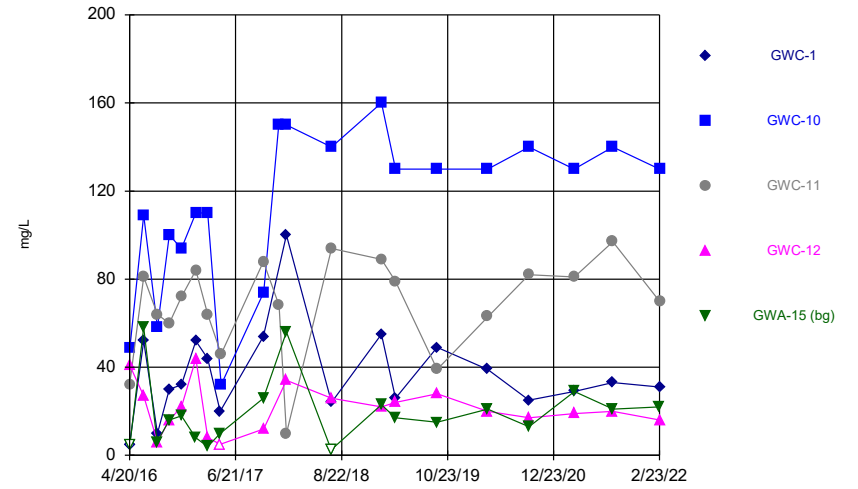
Constituent: Thallium Analysis Run 8/2/2022 3:44 PM
Plant McIntosh Client: Southern Company Data: McIntosh LF4 CCR

Time Series



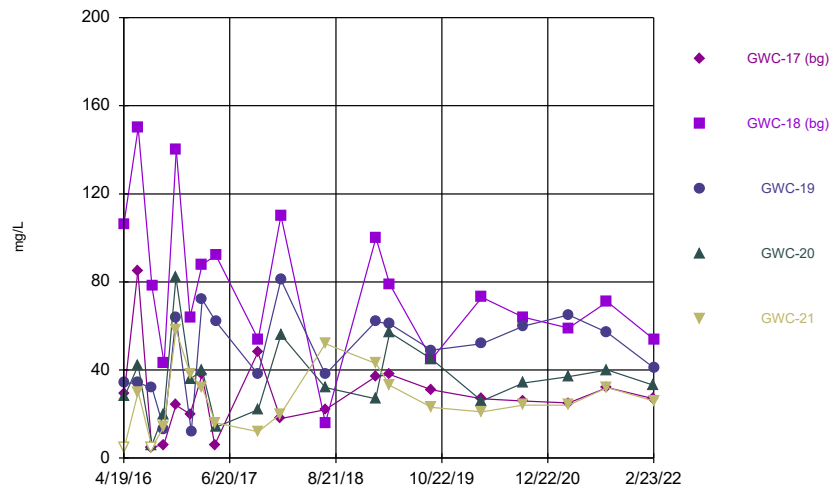
Constituent: Total Dissolved Solids Analysis Run 8/2/2022 3:44 PM
Plant McIntosh Client: Southern Company Data: McIntosh LF4 CCR

Time Series



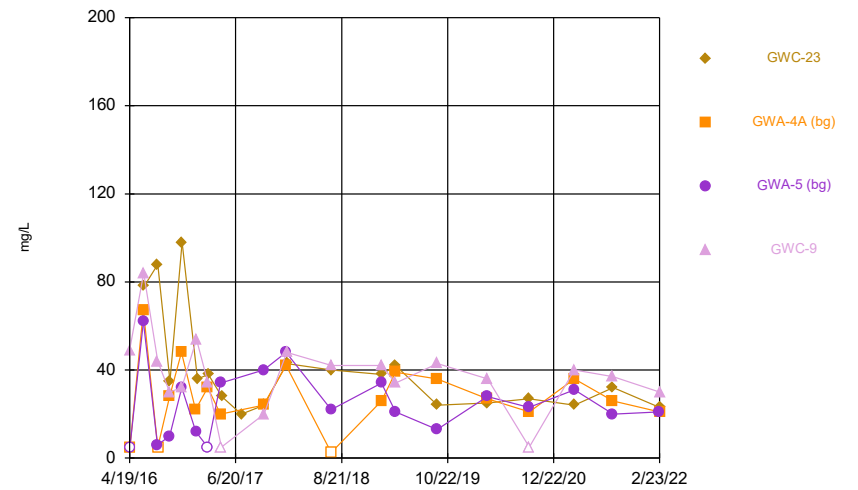
Constituent: Total Dissolved Solids Analysis Run 8/2/2022 3:44 PM
Plant McIntosh Client: Southern Company Data: McIntosh LF4 CCR

Time Series



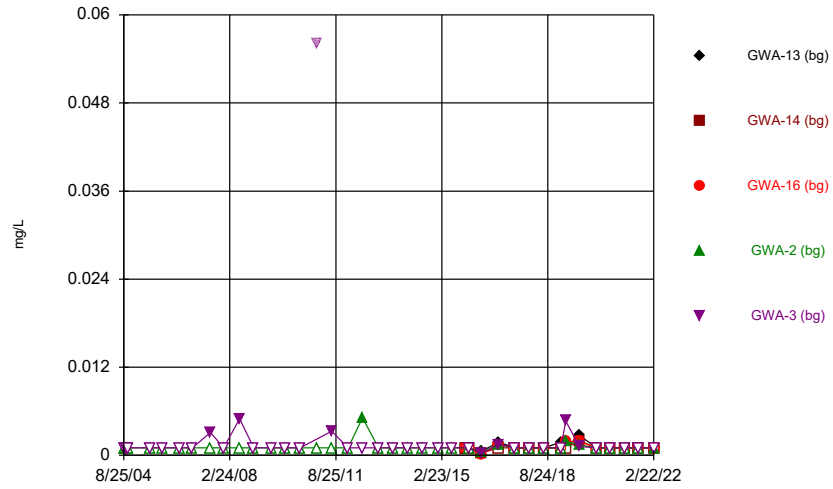
Constituent: Total Dissolved Solids Analysis Run 8/2/2022 3:44 PM
Plant McIntosh Client: Southern Company Data: McIntosh LF4 CCR

Time Series



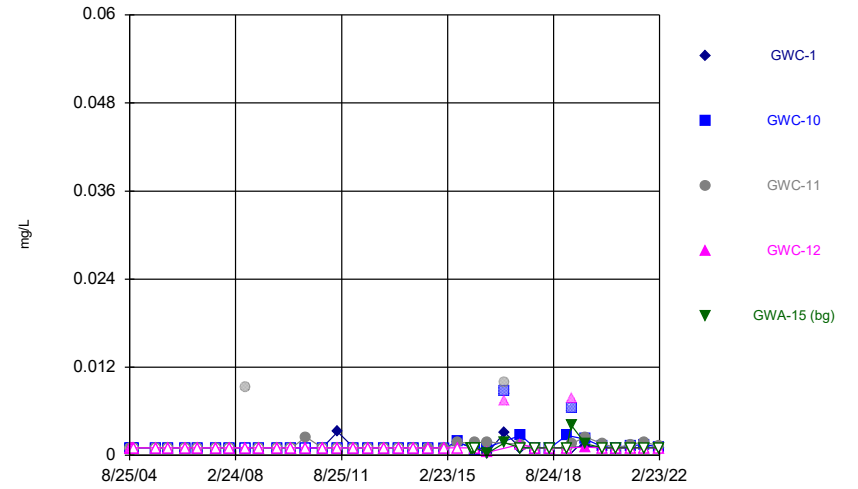
Constituent: Total Dissolved Solids Analysis Run 8/2/2022 3:44 PM
Plant McIntosh Client: Southern Company Data: McIntosh LF4 CCR

Time Series



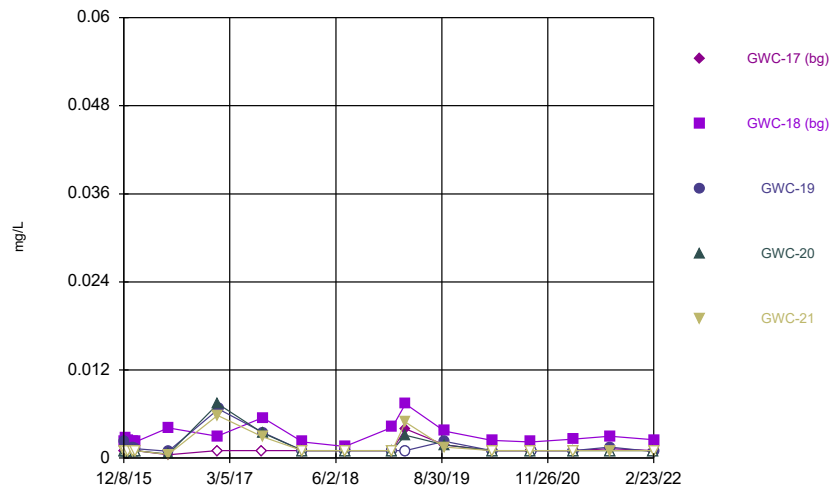
Constituent: Vanadium Analysis Run 8/2/2022 3:44 PM
Plant McIntosh Client: Southern Company Data: McIntosh LF4 CCR

Time Series



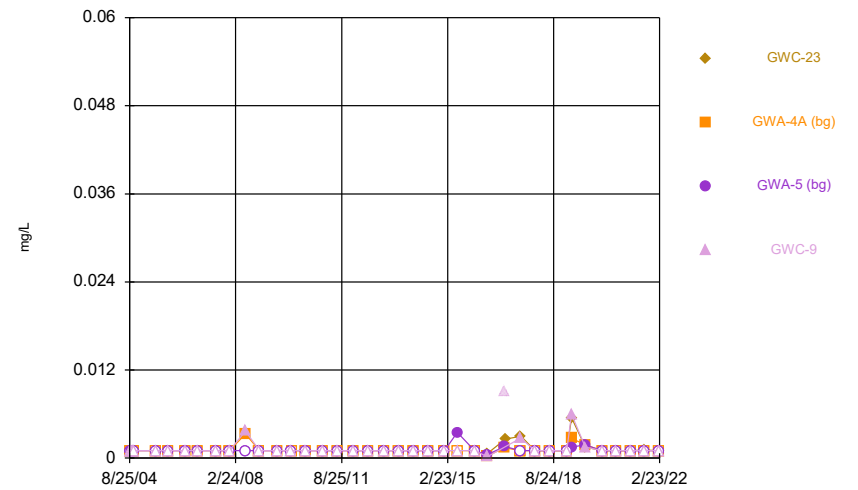
Constituent: Vanadium Analysis Run 8/2/2022 3:44 PM
Plant McIntosh Client: Southern Company Data: McIntosh LF4 CCR

Time Series



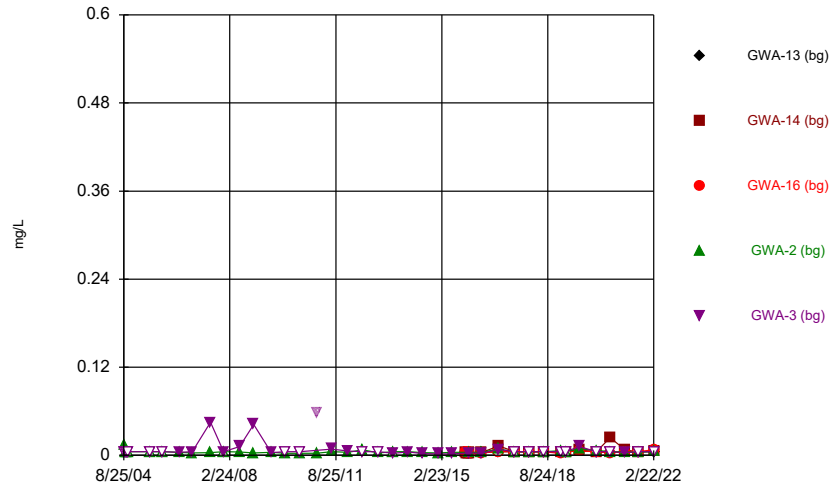
Constituent: Vanadium Analysis Run 8/2/2022 3:44 PM
Plant McIntosh Client: Southern Company Data: McIntosh LF4 CCR

Time Series



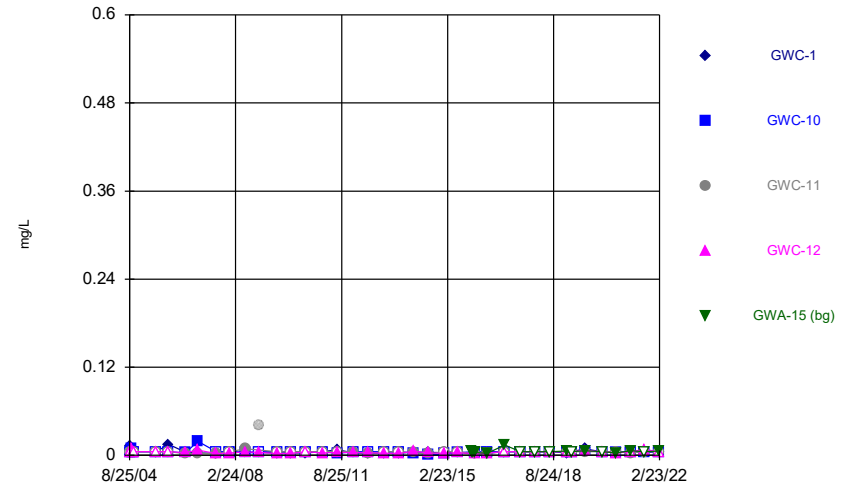
Constituent: Vanadium Analysis Run 8/2/2022 3:44 PM
Plant McIntosh Client: Southern Company Data: McIntosh LF4 CCR

Time Series



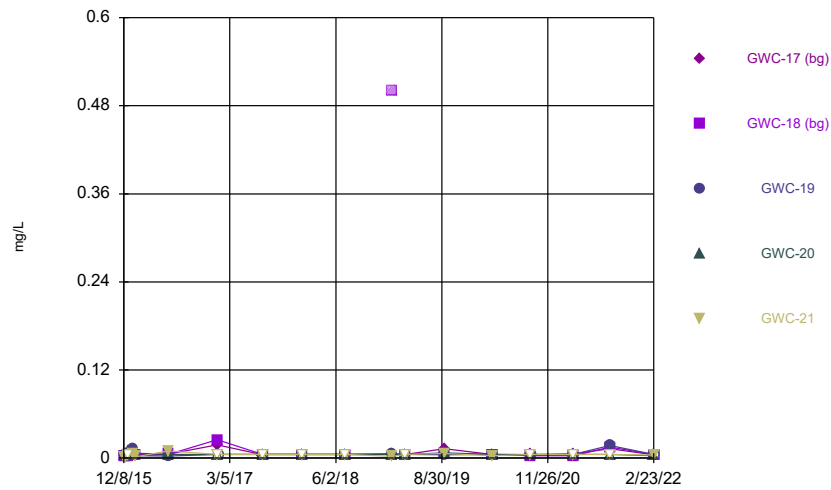
Constituent: Zinc Analysis Run 8/2/2022 3:44 PM
Plant McIntosh Client: Southern Company Data: McIntosh LF4 CCR

Time Series



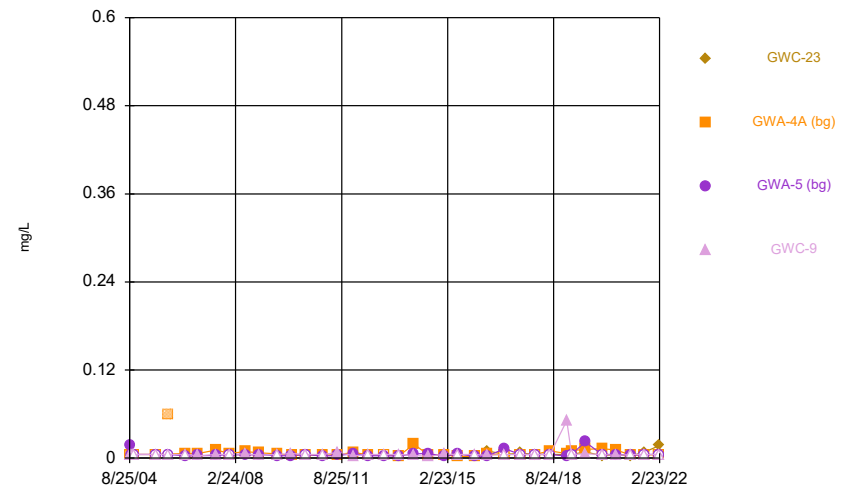
Constituent: Zinc Analysis Run 8/2/2022 3:44 PM
Plant McIntosh Client: Southern Company Data: McIntosh LF4 CCR

Time Series



Constituent: Zinc Analysis Run 8/2/2022 3:44 PM
Plant McIntosh Client: Southern Company Data: McIntosh LF4 CCR

Time Series



Constituent: Zinc Analysis Run 8/2/2022 3:44 PM
Plant McIntosh Client: Southern Company Data: McIntosh LF4 CCR

Time Series

Constituent: Antimony (mg/L) Analysis Run 8/2/2022 3:45 PM
Plant McIntosh Client: Southern Company Data: McIntosh LF4 CCR

	GWA-13 (bg)	GWA-14 (bg)	GWA-16 (bg)	GWA-2 (bg)	GWA-3 (bg)
8/25/2004				<0.002	<0.002
9/11/2004				<0.002	<0.002
9/26/2004				<0.002	<0.002
10/13/2004				<0.002	<0.002
7/11/2005				<0.002	<0.002
12/7/2005				<0.002	<0.002
6/22/2006				<0.002	<0.002
11/28/2006				<0.002	<0.002
7/6/2007				<0.002	<0.002
12/13/2007				<0.002	<0.002
6/20/2008				<0.002	<0.002
12/7/2008				<0.002	<0.002
7/9/2009				<0.002	<0.002
12/28/2009				<0.002	<0.002
6/22/2010				<0.002	<0.002
1/4/2011				<0.002	
1/5/2011					<0.002
7/9/2011				<0.002	<0.002
1/20/2012					<0.002
1/21/2012				<0.002	
7/11/2012				<0.002	<0.002
1/19/2013					<0.002
1/20/2013				<0.002	
7/18/2013					<0.002
7/19/2013				<0.002	
1/15/2014				<0.002	<0.002
7/11/2014				<0.002 (D)	<0.002 (D)
1/15/2015					<0.002
1/16/2015				<0.002	
6/19/2015					<0.002
6/20/2015				<0.002	
12/7/2015	<0.002	<0.002	<0.002		
12/14/2015			<0.002		
12/15/2015	<0.002	<0.002			
12/28/2015			<0.002		
12/29/2015	<0.002	<0.002			
1/13/2016	<0.002	<0.002	<0.002		
1/16/2016				<0.002	<0.002
1/25/2016	<0.002	<0.002	<0.002		
4/19/2016				<0.002	<0.002
4/20/2016	<0.002	<0.002	<0.002		
6/14/2016	<0.002	<0.002		<0.002	<0.002
6/15/2016			<0.002		
8/9/2016	<0.002	<0.002	<0.002	<0.002	<0.002
9/26/2016				<0.002	
9/27/2016	<0.002	<0.002	<0.002		<0.002
11/14/2016					<0.002
11/15/2016	<0.002	<0.002	<0.002	<0.002	
1/10/2017				<0.002	<0.002
1/11/2017		<0.002	<0.002		
1/12/2017	<0.002				
2/28/2017	<0.002	<0.002		<0.002	<0.002

Time Series

Constituent: Antimony (mg/L) Analysis Run 8/2/2022 3:45 PM
Plant McIntosh Client: Southern Company Data: McIntosh LF4 CCR

	GWA-13 (bg)	GWA-14 (bg)	GWA-16 (bg)	GWA-2 (bg)	GWA-3 (bg)
3/1/2017			<0.002		
4/19/2017				<0.002	<0.002
4/20/2017	<0.002	<0.002	<0.002		
7/17/2017				<0.002	
7/18/2017	<0.002				0.0022 (J)
7/19/2017		<0.002	<0.002		
1/10/2018	<0.002			<0.002	<0.002
1/11/2018		<0.002	<0.002		
7/11/2018	<0.002	<0.002	<0.002	<0.002	<0.002
1/29/2019	<0.002	<0.002	<0.002	<0.002	<0.002
3/26/2019	<0.002	<0.002	<0.002		
3/27/2019				<0.002	<0.002
9/10/2019	0.00052 (J)	<0.002	<0.002		
9/11/2019				<0.002	0.00081 (J)
3/31/2020	<0.002				
4/1/2020		<0.002	<0.002	0.0004 (J)	<0.002
9/15/2020	<0.002	0.00039 (J)	<0.002	<0.002	<0.002
3/16/2021	<0.002	<0.002	<0.002	<0.002	<0.002
8/17/2021		<0.002	<0.002	<0.002	<0.002
8/18/2021	<0.002				
2/22/2022	<0.002	<0.002	<0.002	<0.002	<0.002

Time Series

Constituent: Antimony (mg/L) Analysis Run 8/2/2022 3:45 PM
Plant McIntosh Client: Southern Company Data: McIntosh LF4 CCR

	GWC-1	GWC-10	GWC-11	GWC-12	GWA-15 (bg)
8/25/2004	<0.002	<0.002	<0.002	<0.002	
9/11/2004	<0.002	<0.002	<0.002	<0.002	
9/26/2004	<0.002	<0.002	<0.002	<0.002	
10/13/2004		<0.002	<0.002	<0.002	
7/11/2005	<0.002	<0.002	<0.002	<0.002	
12/7/2005	<0.002	<0.002	<0.002	<0.002	
6/22/2006	<0.002	<0.002	<0.002	<0.002	
11/28/2006	<0.002	<0.002	<0.002	<0.002	
7/6/2007	<0.002	<0.002	<0.002	<0.002	
12/13/2007	<0.002	<0.002	<0.002	<0.002	
6/20/2008	<0.002	<0.002	<0.002	<0.002	
12/7/2008	<0.002	<0.002	<0.002	<0.002	
7/9/2009	<0.002				
7/10/2009		<0.002	<0.002	<0.002	
12/28/2009	<0.002			<0.002	
12/29/2009		<0.002	<0.002		
6/22/2010	<0.002	<0.002	<0.002	<0.002	
1/4/2011	<0.002	<0.002		<0.002	
1/5/2011			<0.002		
7/9/2011	<0.002		<0.002	<0.002	
7/10/2011		<0.002			
1/20/2012				<0.002	
1/21/2012	<0.002	<0.002	<0.002		
7/11/2012	<0.002	<0.002	<0.002	<0.002	
1/19/2013			<0.002	<0.002	
1/20/2013	<0.002	<0.002			
7/18/2013				<0.002	
7/19/2013	<0.002	<0.002	<0.002		
1/15/2014	<0.002		<0.002	<0.002	
1/16/2014		<0.002			
7/10/2014		<0.002 (D)			
7/11/2014	<0.002 (D)		<0.002 (D)	<0.002 (D)	
1/15/2015				<0.002	
1/16/2015	<0.002	<0.002	<0.002		
6/19/2015				<0.002	
6/20/2015	<0.002	<0.002	<0.002		
12/7/2015					<0.002
12/15/2015					<0.002
12/28/2015					<0.002
1/13/2016					<0.002
1/14/2016			<0.002		
1/16/2016	<0.002	<0.002		<0.002	
1/25/2016					<0.002
4/20/2016	<0.002		<0.002	<0.002	
4/21/2016		<0.002			<0.002
6/15/2016	<0.002		<0.002	<0.002	<0.002
6/16/2016		<0.002			
8/9/2016					<0.002
8/10/2016	<0.002	<0.002	<0.002	<0.002	
9/27/2016	<0.002	<0.002	<0.002	<0.002	<0.002
11/15/2016	<0.002	<0.002	<0.002	<0.002	<0.002
1/11/2017					<0.002

Time Series

Constituent: Antimony (mg/L) Analysis Run 8/2/2022 3:45 PM
Plant McIntosh Client: Southern Company Data: McIntosh LF4 CCR

	GWC-1	GWC-10	GWC-11	GWC-12	GWA-15 (bg)
1/12/2017	<0.002	<0.002	<0.002	<0.002	
1/23/2017	<0.002				
2/28/2017					<0.002
3/1/2017	<0.002	<0.002	<0.002	<0.002	
4/20/2017	<0.002			<0.002	<0.002
4/24/2017		<0.002	<0.002		
7/19/2017	<0.002				<0.002
7/20/2017				<0.002	
7/24/2017		<0.002	<0.002		
1/11/2018	<0.002	<0.002	<0.002	<0.002	<0.002
7/11/2018					<0.002
7/12/2018	<0.002	<0.002	<0.002	<0.002	
1/29/2019					<0.002
1/30/2019	<0.002	<0.002	<0.002	<0.002	
3/26/2019					<0.002
3/27/2019	<0.002	<0.002	<0.002	<0.002	
9/11/2019	<0.002	<0.002	<0.002	<0.002	<0.002
4/1/2020	<0.002	<0.002		<0.002	<0.002
4/2/2020			<0.002		
9/15/2020	<0.002	<0.002	<0.002		<0.002
9/16/2020				<0.002	
3/16/2021	<0.002	<0.002		<0.002	
3/17/2021			<0.002		<0.002
8/18/2021	<0.002	<0.002	<0.002	<0.002	
8/19/2021					<0.002
2/22/2022					<0.002
2/23/2022	<0.002	<0.002	<0.002	<0.002	

Time Series

Constituent: Antimony (mg/L) Analysis Run 8/2/2022 3:45 PM
Plant McIntosh Client: Southern Company Data: McIntosh LF4 CCR

	GWC-17 (bg)	GWC-18 (bg)	GWC-19	GWC-20	GWC-21
12/8/2015	<0.002	<0.002	<0.002		
12/9/2015				<0.002	<0.002
12/14/2015	<0.002	<0.002		<0.002	<0.002
12/15/2015			<0.002		
12/28/2015	<0.002	<0.002	<0.002		
12/29/2015				<0.002	<0.002
1/13/2016	<0.002				
1/14/2016		<0.002	<0.002	<0.002	<0.002
1/25/2016				<0.002	<0.002
1/26/2016	<0.002	<0.002	<0.002		
4/19/2016		<0.002	<0.002		
4/20/2016	<0.002				
4/21/2016				<0.002	<0.002
6/15/2016	<0.002				
6/16/2016		0.00022 (J)	<0.002	<0.002	<0.002
8/9/2016	<0.002				
8/10/2016			<0.002	<0.002	<0.002
8/11/2016		<0.002			
9/27/2016	<0.002			<0.002	<0.002
9/28/2016		<0.002	<0.002		
11/15/2016	<0.002		<0.002	<0.002	<0.002
11/16/2016		<0.002			
1/11/2017	<0.002	<0.002			
1/12/2017					<0.002
1/13/2017				<0.002	
1/16/2017			<0.002		
3/1/2017	<0.002	<0.002	<0.002	<0.002	<0.002
4/20/2017	<0.002				
4/24/2017					<0.002
4/25/2017		<0.002	<0.002	<0.002	
7/19/2017	<0.002				
7/25/2017		<0.002	<0.002	<0.002	<0.002
1/11/2018	<0.002				<0.002
1/12/2018		<0.002	<0.002	<0.002	
7/11/2018	<0.002	<0.002	<0.002	<0.002	<0.002
1/29/2019	<0.002		<0.002	<0.002	
1/30/2019		<0.002			<0.002
3/27/2019	<0.002	<0.002	<0.002	<0.002	<0.002
9/11/2019	<0.002	<0.002	<0.002	<0.002	<0.002
4/1/2020	<0.002	<0.002	<0.002	<0.002	<0.002
9/15/2020	<0.002	<0.002		<0.002	<0.002
9/16/2020			<0.002		
3/16/2021	<0.002		<0.002	<0.002	
3/17/2021		<0.002			<0.002
8/19/2021	<0.002	<0.002	<0.002	<0.002	<0.002
2/22/2022	<0.002			<0.002	
2/23/2022		<0.002	<0.002		<0.002

Time Series

Constituent: Antimony (mg/L) Analysis Run 8/2/2022 3:45 PM
Plant McIntosh Client: Southern Company Data: McIntosh LF4 CCR

	GWC-23	GWA-4A (bg)	GWA-5 (bg)	GWC-9
8/25/2004		<0.002	<0.002	<0.002
9/11/2004		<0.002	<0.002	<0.002
9/26/2004		<0.002	<0.002	<0.002
10/13/2004		<0.002	<0.002	<0.002
7/11/2005		<0.002	<0.002	<0.002
12/7/2005		<0.002	<0.002	<0.002
6/22/2006		<0.002	<0.002	<0.002
11/28/2006		<0.002	<0.002	<0.002
7/6/2007		<0.002	<0.002	<0.002
12/13/2007		<0.002	<0.002	<0.002
6/20/2008		<0.002	<0.002	<0.002
12/7/2008		<0.002	<0.002	<0.002
7/9/2009		<0.002	<0.002	<0.002
12/29/2009			<0.002	<0.002
12/30/2009		<0.002		
6/22/2010		<0.002	<0.002	<0.002
1/4/2011		<0.002	<0.002	
1/5/2011				<0.002
7/9/2011			<0.002	<0.002
7/10/2011		<0.002		
1/21/2012		<0.002	<0.002	<0.002
7/11/2012		<0.002	<0.002	<0.002
1/19/2013			<0.002	<0.002
1/20/2013		<0.002		
7/18/2013			<0.002	<0.002
7/19/2013		<0.002		
1/15/2014			<0.002	<0.002
1/16/2014		<0.002		
7/10/2014		<0.002 (D)	<0.002 (D)	<0.002 (D)
1/15/2015			<0.002	
1/16/2015		<0.002		<0.002
6/19/2015			<0.002	
6/20/2015		<0.002		<0.002
1/14/2016		<0.002	<0.002	<0.002
4/19/2016				<0.002
4/20/2016		<0.002	<0.002	
6/14/2016		<0.002	<0.002	
6/15/2016				<0.002
6/16/2016	<0.002			
8/9/2016			<0.002	
8/10/2016	<0.002			<0.002
8/11/2016		<0.002		
9/27/2016		<0.002	<0.002	<0.002
9/28/2016	<0.002			
11/14/2016		<0.002		
11/15/2016			<0.002	<0.002
11/16/2016	<0.002			
1/10/2017		<0.002		
1/11/2017			<0.002	
1/13/2017				<0.002
1/17/2017	<0.002			
1/19/2017			<0.002	

Time Series

Constituent: Antimony (mg/L) Analysis Run 8/2/2022 3:45 PM
Plant McIntosh Client: Southern Company Data: McIntosh LF4 CCR

	GWC-23	GWA-4A (bg)	GWA-5 (bg)	GWC-9
1/24/2017			<0.002	
2/28/2017		<0.002	<0.002	
3/1/2017				<0.002
3/2/2017	<0.002			
4/20/2017		<0.002	<0.002	
4/24/2017				<0.002
4/25/2017	<0.002			
7/13/2017	<0.002			
7/18/2017		<0.002	<0.002	
7/24/2017				<0.002
7/25/2017	<0.002			
1/10/2018		<0.002	<0.002	
1/12/2018	<0.002			<0.002
7/11/2018		<0.002	<0.002	
7/12/2018	<0.002			<0.002
1/29/2019		<0.002	<0.002	
1/30/2019	<0.002			<0.002
3/26/2019		<0.002	<0.002	
3/27/2019	<0.002			<0.002
9/10/2019		<0.002	<0.002	
9/11/2019	<0.002			<0.002
3/31/2020		<0.002	<0.002	
4/1/2020	<0.002			<0.002
9/15/2020	<0.002		<0.002	
9/16/2020		<0.002		<0.002
3/17/2021	<0.002	<0.002	<0.002	<0.002
8/19/2021	<0.002	<0.002	<0.002	<0.002
2/22/2022			<0.002	
2/23/2022	<0.002	<0.002		<0.002

Time Series

Constituent: Arsenic (mg/L) Analysis Run 8/2/2022 3:45 PM
Plant McIntosh Client: Southern Company Data: McIntosh LF4 CCR

	GWA-13 (bg)	GWA-14 (bg)	GWA-16 (bg)	GWA-2 (bg)	GWA-3 (bg)
8/25/2004				<0.001	<0.001
9/11/2004				<0.001	<0.001
9/26/2004				<0.001	<0.001
10/13/2004				<0.001	<0.001
7/11/2005				<0.001	<0.001
12/7/2005				<0.001	<0.001
6/22/2006				<0.001	<0.001
11/28/2006				<0.001	<0.001
7/6/2007				<0.001	<0.001
12/13/2007				<0.001	<0.001
6/20/2008				<0.001	<0.001
12/7/2008				<0.001	<0.001
7/9/2009				<0.001	<0.001
12/28/2009				<0.001	<0.001
6/22/2010				<0.001	<0.001
1/4/2011				<0.001	
1/5/2011					0.0089 (o)
7/9/2011				<0.001	<0.001
1/20/2012					<0.001
1/21/2012				<0.001	
7/11/2012				<0.001	<0.001
1/19/2013					<0.001
1/20/2013				<0.001	
7/18/2013					<0.001
7/19/2013				<0.001	
1/15/2014				<0.001	<0.001
7/11/2014				<0.001	<0.001
1/15/2015					<0.001
1/16/2015				<0.001	
6/19/2015					<0.001
6/20/2015				<0.001	
12/7/2015	<0.001	<0.001	<0.001		
12/14/2015			<0.001		
12/15/2015	<0.001	<0.001			
12/28/2015			<0.001		
12/29/2015	<0.001	<0.001			
1/13/2016	<0.001	<0.001	<0.001		
1/16/2016				<0.001	<0.001
1/25/2016	<0.001	<0.001	<0.001		
4/19/2016				<0.001	<0.001
4/20/2016	<0.001	<0.001	<0.001		
6/14/2016	<0.001	<0.001		<0.001	<0.001
6/15/2016			<0.001		
8/9/2016	<0.001	<0.001	<0.001	<0.001	<0.001
9/26/2016				<0.001	
9/27/2016	<0.001	<0.001	<0.001		<0.001
11/14/2016					<0.001
11/15/2016	<0.001	<0.001	<0.001	<0.001	
1/10/2017				<0.001	<0.001
1/11/2017		<0.001	<0.001		
1/12/2017	<0.001				
2/28/2017	<0.001	<0.001		<0.001	0.00061 (J)

Time Series

Constituent: Arsenic (mg/L) Analysis Run 8/2/2022 3:45 PM
Plant McIntosh Client: Southern Company Data: McIntosh LF4 CCR

	GWA-13 (bg)	GWA-14 (bg)	GWA-16 (bg)	GWA-2 (bg)	GWA-3 (bg)
3/1/2017			<0.001		
4/19/2017				<0.001	0.00069 (J)
4/20/2017	<0.001	<0.001	<0.001		
7/17/2017				<0.001	
7/18/2017	<0.001				<0.001
7/19/2017		<0.001	<0.001		
1/10/2018	<0.001			<0.001	<0.001
1/11/2018		<0.001	<0.001		
7/11/2018	<0.001	<0.001	<0.001	<0.001	<0.001
1/29/2019	<0.001	<0.001	<0.001	<0.001	<0.001
3/26/2019	<0.001	<0.001	<0.001		
3/27/2019				<0.001	0.0011
9/10/2019	0.00076 (J)	0.00043 (J)	0.00036 (J)		
9/11/2019				<0.001	<0.001
3/31/2020	<0.001				
4/1/2020		<0.001	<0.001	<0.001	<0.001
9/15/2020	<0.001	<0.001	<0.001	<0.001	<0.001
3/16/2021	<0.001	<0.001	<0.001	<0.001	<0.001
8/17/2021		<0.001	<0.001	<0.001	<0.001
8/18/2021	<0.001				
2/22/2022	<0.001	<0.001	<0.001	<0.001	<0.001

Time Series

Constituent: Arsenic (mg/L) Analysis Run 8/2/2022 3:45 PM
Plant McIntosh Client: Southern Company Data: McIntosh LF4 CCR

	GWC-1	GWC-10	GWC-11	GWC-12	GWA-15 (bg)
8/25/2004	<0.001	<0.001	<0.001	<0.001	
9/11/2004	<0.001	<0.001	<0.001	<0.001	
9/26/2004	<0.001	<0.001	<0.001	<0.001	
10/13/2004		<0.001	<0.001	<0.001	
7/11/2005	<0.001	<0.001	<0.001	<0.001	
12/7/2005	<0.001	<0.001	<0.001	<0.001	
6/22/2006	<0.001	<0.001	<0.001	<0.001	
11/28/2006	<0.001	<0.001	<0.001	<0.001	
7/6/2007	<0.001	<0.001	<0.001	<0.001	
12/13/2007	<0.001	<0.001	<0.001	<0.001	
6/20/2008	<0.001	<0.001	<0.001	<0.001	
12/7/2008	<0.001	<0.001	<0.001	<0.001	
7/9/2009	<0.001				
7/10/2009		<0.001	<0.001	<0.001	
12/28/2009	<0.001			<0.001	
12/29/2009		<0.001	<0.001		
6/22/2010	<0.001	<0.001	<0.001	<0.001	
1/4/2011	<0.001	<0.001		<0.001	
1/5/2011			<0.001		
7/9/2011	<0.001		<0.001	<0.001	
7/10/2011		<0.001			
1/20/2012				<0.001	
1/21/2012	<0.001	<0.001	<0.001		
7/11/2012	<0.001	<0.001	<0.001	<0.001	
1/19/2013			<0.001	<0.001	
1/20/2013	<0.001	<0.001			
7/18/2013				<0.001	
7/19/2013	<0.001	<0.001	<0.001		
1/15/2014	<0.001		<0.001	<0.001	
1/16/2014		<0.001			
7/10/2014		<0.001			
7/11/2014	<0.001		<0.001	<0.001	
1/15/2015				<0.001	
1/16/2015	<0.001	<0.001	<0.001		
6/19/2015				<0.001	
6/20/2015	<0.001	<0.001	<0.001		
12/7/2015					<0.001
12/15/2015					<0.001
12/28/2015					<0.001
1/13/2016					<0.001
1/14/2016			<0.001		
1/16/2016	<0.001	<0.001		<0.001	
1/25/2016					<0.001
4/20/2016	<0.001		0.00117 (J)	<0.001	
4/21/2016		<0.001			<0.001
6/15/2016	<0.001		0.0013 (J)	<0.001	<0.001
6/16/2016		0.0004 (J)			
8/9/2016					<0.001
8/10/2016	<0.001	<0.001	0.0013	<0.001	
9/27/2016	<0.001	<0.001	0.0011 (J)	<0.001	<0.001
11/15/2016	<0.001	<0.001	0.001 (J)	<0.001	<0.001
1/11/2017					<0.001

Time Series

Constituent: Arsenic (mg/L) Analysis Run 8/2/2022 3:45 PM
Plant McIntosh Client: Southern Company Data: McIntosh LF4 CCR

	GWC-1	GWC-10	GWC-11	GWC-12	GWA-15 (bg)
1/12/2017	<0.001	0.00077 (J)	0.0016	0.00062 (J)	
1/23/2017	<0.001				
2/28/2017					<0.001
3/1/2017	<0.001	<0.001	0.00092 (J)	<0.001	
4/20/2017	<0.001			<0.001	<0.001
4/24/2017		<0.001	0.0011 (J)		
7/19/2017	<0.001				0.00056 (J)
7/20/2017				0.00053 (J)	
7/24/2017		<0.001	0.00086 (J)		
1/11/2018	<0.001	0.00046 (J)	0.0012 (J)	<0.001	<0.001
7/11/2018					<0.001
7/12/2018	<0.001	<0.001	0.001 (J)	<0.001	
1/29/2019					<0.001
1/30/2019	<0.001	<0.001	0.0015 (J)	<0.001	
3/26/2019					0.00075
3/27/2019	<0.001	0.0013	0.0013	0.0011	
9/11/2019	<0.001	0.00082 (J)	0.0017	0.00032 (J)	0.00033 (J)
4/1/2020	<0.001	0.00055 (J)		<0.001	<0.001
4/2/2020			0.0014		
9/15/2020	<0.001	0.00041 (J)	0.0011		<0.001
9/16/2020				<0.001	
3/16/2021	<0.001	0.00069 (J)		<0.001	
3/17/2021			0.0014		<0.001
8/18/2021	0.0004 (J)	0.00045 (J)	0.0013	<0.001	
8/19/2021					<0.001
2/22/2022					<0.001
2/23/2022	<0.001	0.00048 (J)	0.0013	<0.001	

Time Series

Constituent: Arsenic (mg/L) Analysis Run 8/2/2022 3:45 PM
 Plant McIntosh Client: Southern Company Data: McIntosh LF4 CCR

	GWC-17 (bg)	GWC-18 (bg)	GWC-19	GWC-20	GWC-21
12/8/2015	<0.001	<0.001	<0.001		
12/9/2015				<0.001	<0.001
12/14/2015	<0.001	<0.001		<0.001	<0.001
12/15/2015			<0.001		
12/28/2015	<0.001	<0.001	<0.001		
12/29/2015				<0.001	0.0022 (J)
1/13/2016	<0.001				
1/14/2016		<0.001	<0.001	<0.001	0.002 (J)
1/25/2016				<0.001	<0.001
1/26/2016	<0.001	<0.001	<0.001		
4/19/2016		0.00112 (J)	<0.001		
4/20/2016	<0.001				
4/21/2016				<0.001	<0.001
6/15/2016	0.00015 (J)				
6/16/2016		0.0011 (J)	0.00026 (J)	0.00014 (J)	0.00046 (J)
8/9/2016	<0.001				
8/10/2016			<0.001	<0.001	<0.001
8/11/2016		0.001 (J)			
9/27/2016	<0.001			<0.001	0.00084 (J)
9/28/2016		0.00062 (J)	<0.001		
11/15/2016	<0.001		<0.001	<0.001	<0.001
11/16/2016		0.00046 (J)			
1/11/2017	<0.001	0.00093 (J)			
1/12/2017					<0.001
1/13/2017				<0.001	
1/16/2017			0.00067 (J)		
3/1/2017	<0.001	0.0006 (J)	<0.001	<0.001	<0.001
4/20/2017	<0.001				
4/24/2017					<0.001
4/25/2017		0.0011 (J)	<0.001	0.00046 (J)	
7/19/2017	0.00047 (J)				
7/25/2017		0.001 (J)	<0.001	<0.001	<0.001
1/11/2018	<0.001				<0.001
1/12/2018		0.00095 (J)	<0.001	<0.001	
7/11/2018	<0.001	0.0007 (J)	<0.001	<0.001	<0.001
1/29/2019	<0.001		<0.001	<0.001	
1/30/2019		<0.001			<0.001
3/27/2019	0.00097	0.0019	<0.001	<0.001	0.00074
9/11/2019	0.00038 (J)	0.0012	0.00057 (J)	0.00066 (J)	0.00064 (J)
4/1/2020	<0.001	0.00067	<0.001	<0.001	<0.001
9/15/2020	<0.001	0.00076 (J)		<0.001	<0.001
9/16/2020			<0.001		
3/16/2021	<0.001		<0.001	<0.001	
3/17/2021		0.00072 (J)			<0.001
8/19/2021	<0.001	0.00059 (J)	<0.001	<0.001	<0.001
2/22/2022	<0.001			<0.001	
2/23/2022		0.00098 (J)	0.00028 (J)		<0.001

Time Series

Constituent: Arsenic (mg/L) Analysis Run 8/2/2022 3:45 PM
Plant McIntosh Client: Southern Company Data: McIntosh LF4 CCR

	GWC-23	GWA-4A (bg)	GWA-5 (bg)	GWC-9
8/25/2004		<0.001	<0.001	<0.001
9/11/2004		<0.001	<0.001	<0.001
9/26/2004		<0.001	<0.001	<0.001
10/13/2004		<0.001	<0.001	<0.001
7/11/2005		<0.001	<0.001	<0.001
12/7/2005		<0.001	<0.001	<0.001
6/22/2006		<0.001	<0.001	<0.001
11/28/2006		<0.001	<0.001	<0.001
7/6/2007		<0.001	<0.001	<0.001
12/13/2007		<0.001	<0.001	<0.001
6/20/2008		<0.001	<0.001	<0.001
12/7/2008		<0.001	<0.001	<0.001
7/9/2009		<0.001	<0.001	<0.001
12/29/2009			<0.001	<0.001
12/30/2009		<0.001		
6/22/2010		<0.001	<0.001	<0.001
1/4/2011		<0.001	<0.001	
1/5/2011				<0.001
7/9/2011			<0.001	<0.001
7/10/2011		<0.001		
1/21/2012		<0.001	<0.001	<0.001
7/11/2012		<0.001	<0.001	<0.001
1/19/2013			<0.001	<0.001
1/20/2013		<0.001		
7/18/2013			<0.001	<0.001
7/19/2013		<0.001		
1/15/2014			<0.001	<0.001
1/16/2014		<0.001		
7/10/2014		<0.001	<0.001	<0.001
1/15/2015			<0.001	
1/16/2015		<0.001		<0.001
6/19/2015			<0.001	
6/20/2015		<0.001		<0.001
1/14/2016		<0.001	<0.001	<0.001
4/19/2016				<0.001
4/20/2016		<0.001	<0.001	
6/14/2016		0.00016 (J)	5E-05 (J)	
6/15/2016				<0.001
6/16/2016	0.00043 (J)			
8/9/2016			<0.001	
8/10/2016	0.0021			<0.001
8/11/2016		0.00096 (J)		
9/27/2016		0.0026	<0.001	<0.001
9/28/2016	0.0011 (J)			
11/14/2016		0.0017		
11/15/2016			<0.001	<0.001
11/16/2016	0.0011 (J)			
1/10/2017		0.0021		
1/11/2017			<0.001	
1/13/2017				0.00055 (J)
1/17/2017	0.00064 (J)			
1/19/2017			<0.001	

Time Series

Constituent: Arsenic (mg/L) Analysis Run 8/2/2022 3:45 PM
Plant McIntosh Client: Southern Company Data: McIntosh LF4 CCR

	GWC-23	GWA-4A (bg)	GWA-5 (bg)	GWC-9
1/24/2017			0.0027	
2/28/2017		0.0027	<0.001	
3/1/2017				<0.001
3/2/2017	<0.001			
4/20/2017		0.0014	<0.001	
4/24/2017				<0.001
4/25/2017	0.0007 (J)			
7/13/2017	<0.001			
7/18/2017		0.0012 (J)	<0.001	
7/24/2017				<0.001
7/25/2017	<0.001			
1/10/2018		0.00068 (J)	<0.001	
1/12/2018	<0.001			<0.001
7/11/2018		<0.001	<0.001	
7/12/2018	<0.001			<0.001
1/29/2019		<0.001	<0.001	
1/30/2019	<0.001			<0.001
3/26/2019		0.0005	<0.001	
3/27/2019	0.00079			0.00073
9/10/2019		0.00051 (J)	0.00035 (J)	
9/11/2019	0.00051 (J)			0.00044 (J)
3/31/2020		<0.001	<0.001	
4/1/2020	<0.001			<0.001
9/15/2020	<0.001		<0.001	
9/16/2020		<0.001		<0.001
3/17/2021	<0.001	<0.001	<0.001	<0.001
8/19/2021	<0.001	<0.001	<0.001	<0.001
2/22/2022			<0.001	
2/23/2022	<0.001	0.00035 (J)		<0.001

Time Series

Constituent: Barium (mg/L) Analysis Run 8/2/2022 3:45 PM
 Plant McIntosh Client: Southern Company Data: McIntosh LF4 CCR

	GWA-13 (bg)	GWA-14 (bg)	GWA-16 (bg)	GWA-2 (bg)	GWA-3 (bg)
8/25/2004				0.018	0.025
9/11/2004				0.019	0.015
9/26/2004				0.02	0.017
10/13/2004				0.017	0.017
7/11/2005				0.012	0.012
12/7/2005				0.014	0.012
6/22/2006				0.018	0.016
11/28/2006				0.015	0.017
7/6/2007				0.014	0.1 (O)
12/13/2007				0.014	0.01
6/20/2008				0.018	0.026
12/7/2008				0.013	0.097 (O)
7/9/2009				0.019	0.01
12/28/2009				0.012	0.0091
6/22/2010				0.02	0.011
1/4/2011				0.02	
1/5/2011					0.21 (O)
7/9/2011				0.028	0.035
1/20/2012					0.021
1/21/2012				0.026	
7/11/2012				0.038	0.009
1/19/2013					0.01
1/20/2013				0.025	
7/18/2013					0.014
7/19/2013				0.018	
1/15/2014				0.026	0.016
7/11/2014				0.029	0.016
1/15/2015					0.014
1/16/2015				0.021	
6/19/2015					0.013
6/20/2015				0.031	
12/7/2015	0.015	0.018	0.027		
12/14/2015			0.028		
12/15/2015	0.015	0.017			
12/28/2015			0.029		
12/29/2015	0.016	0.018			
1/13/2016	0.017	0.018	0.028		
1/16/2016				0.031	0.021
1/25/2016	0.017	0.018	0.027		
4/19/2016				0.0305	0.0217
4/20/2016	0.0144	0.0143	0.0259		
6/14/2016	0.015	0.012		0.03	0.024
6/15/2016			0.024		
8/9/2016	0.013	0.011	0.023	0.032	0.023
9/26/2016				0.031	
9/27/2016	0.015	0.01	0.021		0.016
11/14/2016					0.014
11/15/2016	0.015	0.012	0.023	0.033	
1/10/2017				0.031	0.015
1/11/2017		0.011	0.021		
1/12/2017	0.012				
2/28/2017	0.016	0.011		0.033	0.017

Time Series

Constituent: Barium (mg/L) Analysis Run 8/2/2022 3:45 PM
Plant McIntosh Client: Southern Company Data: McIntosh LF4 CCR

	GWA-13 (bg)	GWA-14 (bg)	GWA-16 (bg)	GWA-2 (bg)	GWA-3 (bg)
3/1/2017			0.022		
4/19/2017				0.032	0.013
4/20/2017	0.015	0.011	0.022		
7/17/2017				0.033	
7/18/2017	0.015				0.012
7/19/2017		0.012	0.024		
1/10/2018	0.015			0.034	0.016
1/11/2018		0.012	0.022		
7/11/2018	0.015	0.012	0.023	0.035	0.015
1/29/2019	0.019	0.013	0.026	0.034	0.017
3/26/2019	0.016	0.012	0.023		
3/27/2019				0.03	0.014
9/10/2019	0.03	0.016	0.039		
9/11/2019				0.034	0.015
3/31/2020	0.015				
4/1/2020		0.013	0.022	0.037	0.014
9/15/2020	0.014	0.012	0.024	0.036	0.015
3/16/2021	0.018	0.013	0.025	0.035	0.015
8/17/2021		0.014	0.024	0.037	0.015
8/18/2021	0.018				
2/22/2022	0.019	0.014	0.026	0.038	0.015

Time Series

Constituent: Barium (mg/L) Analysis Run 8/2/2022 3:45 PM
 Plant McIntosh Client: Southern Company Data: McIntosh LF4 CCR

	GWC-1	GWC-10	GWC-11	GWC-12	GWA-15 (bg)
8/25/2004	0.02	0.036	0.018	0.014	
9/11/2004	0.021	0.036	0.022	0.014	
9/26/2004	0.019	0.035	0.022	0.014	
10/13/2004		0.035	0.017	0.013	
7/11/2005	0.017	0.017	0.015	0.011	
12/7/2005	0.018	0.017	0.012	0.012	
6/22/2006	0.018	0.015	0.012	0.012	
11/28/2006	0.026	0.032	0.013	0.011	
7/6/2007	0.014	0.03	0.012	0.014	
12/13/2007	0.013	0.039	0.013	0.011	
6/20/2008	0.019	0.038	0.026	0.011	
12/7/2008	0.019	0.034	0.093 (O)	0.01	
7/9/2009	0.029				
7/10/2009		0.032	0.013	0.011	
12/28/2009	0.039			0.011	
12/29/2009		0.03	0.012		
6/22/2010	0.032	0.024	0.014	0.011	
1/4/2011	0.024	0.017		0.013	
1/5/2011			0.011		
7/9/2011	0.034		0.012	0.015	
7/10/2011		0.03			
1/20/2012				0.013	
1/21/2012	0.022	0.022	0.017		
7/11/2012	0.023	0.025	0.015	0.015	
1/19/2013			0.013	0.014	
1/20/2013	0.027	0.029			
7/18/2013				0.013	
7/19/2013	0.037	0.02	0.012		
1/15/2014	0.032		0.012	0.013	
1/16/2014		0.022			
7/10/2014		0.018			
7/11/2014	0.034		0.012	0.016	
1/15/2015				0.012	
1/16/2015	0.032	0.019	0.011		
6/19/2015				0.015	
6/20/2015	0.037	0.021	0.013		
12/7/2015					0.027
12/15/2015					0.028
12/28/2015					0.026
1/13/2016					0.026
1/14/2016			0.016		
1/16/2016	0.051	0.019		0.013	
1/25/2016					0.027
4/20/2016	0.0554		0.0113	0.0114	
4/21/2016		0.0178			0.0262
6/15/2016	0.046		0.013	0.0095 (J)	0.024
6/16/2016		0.022			
8/9/2016					0.023
8/10/2016	0.042	0.015	0.01	0.0094	
9/27/2016	0.042	0.014	0.01	0.011	0.023
11/15/2016	0.042	0.015	0.011	0.0096	0.023
1/11/2017					0.022

Time Series

Constituent: Barium (mg/L) Analysis Run 8/2/2022 3:45 PM
Plant McIntosh Client: Southern Company Data: McIntosh LF4 CCR

	GWC-1	GWC-10	GWC-11	GWC-12	GWA-15 (bg)
1/12/2017	0.046	0.015	0.01	0.01	
1/23/2017	0.023				
2/28/2017					0.023
3/1/2017	0.048	0.017	0.011	0.011	
4/20/2017	0.046			0.01	0.024
4/24/2017		0.014	0.01		
7/19/2017	0.045				0.025
7/20/2017				0.011	
7/24/2017		0.015	0.0089		
1/11/2018	0.046	0.013	0.01	0.01	0.023
7/11/2018					0.025
7/12/2018	0.045	0.024	0.016	0.011	
1/29/2019					0.027
1/30/2019	0.05	0.023	0.014 (J)	0.011 (J)	
3/26/2019					0.028
3/27/2019	0.045	0.019	0.013	0.0099	
9/11/2019	0.038	0.021	0.011	0.01	0.023
4/1/2020	0.041	0.035		0.0097 (J)	0.026
4/2/2020			0.011		
9/15/2020	0.038	0.023	0.015		0.023
9/16/2020				0.011	
3/16/2021	0.039	0.019		0.01	
3/17/2021			0.016		0.028
8/18/2021	0.034	0.018	0.011	0.01	
8/19/2021					0.022
2/22/2022					0.026
2/23/2022	0.039	0.018	0.01	0.01	

Time Series

Constituent: Barium (mg/L) Analysis Run 8/2/2022 3:45 PM
Plant McIntosh Client: Southern Company Data: McIntosh LF4 CCR

	GWC-17 (bg)	GWC-18 (bg)	GWC-19	GWC-20	GWC-21
12/8/2015	0.021	0.053	0.057		
12/9/2015				0.039	0.024
12/14/2015	0.021	0.049		0.045	0.027
12/15/2015			0.052		
12/28/2015	0.02	0.048	0.041		
12/29/2015				0.045	0.027
1/13/2016	0.019				
1/14/2016		0.048	0.038	0.034	0.025
1/25/2016				0.038	0.023
1/26/2016	0.019	0.044	0.034		
4/19/2016		0.0308	0.023		
4/20/2016	0.0188				
4/21/2016				0.0325	0.0165
6/15/2016	0.017				
6/16/2016		0.029	0.017	0.027	0.018
8/9/2016	0.018				
8/10/2016			0.013	0.025	0.014
8/11/2016		0.023			
9/27/2016	0.016			0.023	0.018
9/28/2016		0.024	0.013		
11/15/2016	0.017		0.013	0.022	0.015
11/16/2016		0.022			
1/11/2017	0.017	0.017			
1/12/2017					0.014
1/13/2017				0.021	
1/16/2017			0.014		
3/1/2017	0.017	0.02	0.017	0.021	0.015
4/20/2017	0.016				
4/24/2017					0.015
4/25/2017		0.02	0.015	0.02	
7/19/2017	0.017				
7/25/2017		0.017	0.012	0.02	0.015
1/11/2018	0.017				0.016
1/12/2018		0.015	0.014	0.021	
7/11/2018	0.017	0.013	0.018	0.021	0.017
1/29/2019	0.02		0.016	0.017	
1/30/2019		0.02			0.017
3/27/2019	0.017	0.014	0.013	0.018	0.016
9/11/2019	0.021	0.018	0.015	0.021	0.019
4/1/2020	0.019	0.013	0.013	0.016	0.018
9/15/2020	0.018	0.014		0.021	0.021
9/16/2020			0.012		
3/16/2021	0.017		0.0099 (J)	0.016	
3/17/2021		0.013			0.019
8/19/2021	0.017	0.013	0.0095 (J)	0.017	0.018
2/22/2022	0.019			0.018	
2/23/2022		0.012	0.01		0.02

Time Series

Constituent: Barium (mg/L) Analysis Run 8/2/2022 3:45 PM
Plant McIntosh Client: Southern Company Data: McIntosh LF4 CCR

	GWC-23	GWA-4A (bg)	GWA-5 (bg)	GWC-9
8/25/2004		0.0096	0.016	0.029
9/11/2004		0.024	0.02	0.031
9/26/2004		0.027	0.016	0.03
10/13/2004		0.022	0.014	0.024
7/11/2005		0.029	0.014	0.022
12/7/2005		0.023	0.014	0.032
6/22/2006		0.026	0.019	0.026
11/28/2006		0.039	0.016	0.02
7/6/2007		0.037	0.018	0.018
12/13/2007		0.029	0.015	0.017
6/20/2008		0.037	0.018	0.018
12/7/2008		0.025	0.016	0.016
7/9/2009		0.028	0.019	0.019
12/29/2009			0.02	0.02
12/30/2009		0.017		
6/22/2010		0.032	0.027	0.022
1/4/2011		0.02	0.025	
1/5/2011				0.021
7/9/2011			0.022	0.021
7/10/2011		0.032		
1/21/2012		0.026	0.024	0.021
7/11/2012		0.023	0.024	0.021
1/19/2013			0.026	0.024
1/20/2013		0.011		
7/18/2013			0.024	0.024
7/19/2013		0.018		
1/15/2014			0.026	0.022
1/16/2014		0.015		
7/10/2014		0.025	0.036	0.023
1/15/2015			0.035	
1/16/2015		0.022		0.015
6/19/2015			0.066	
6/20/2015		0.015		0.024
1/14/2016		0.016	0.059	0.026
4/19/2016				0.0274
4/20/2016		0.0234	0.0553	
6/14/2016		0.019	0.035	
6/15/2016				0.024
6/16/2016	0.057			
8/9/2016			0.035	
8/10/2016	0.072			0.031
8/11/2016		0.024		
9/27/2016		0.035	0.038	0.029
9/28/2016	0.076			
11/14/2016		0.034		
11/15/2016			0.039	0.029
11/16/2016	0.057			
1/10/2017		0.021		
1/11/2017			0.037	
1/13/2017				0.025
1/17/2017	0.049			
1/19/2017			0.079	

Time Series

Constituent: Barium (mg/L) Analysis Run 8/2/2022 3:45 PM
Plant McIntosh Client: Southern Company Data: McIntosh LF4 CCR

	GWC-23	GWA-4A (bg)	GWA-5 (bg)	GWC-9
1/24/2017			0.42 (o)	
2/28/2017		0.021	0.042	
3/1/2017				0.03
3/2/2017	0.067			
4/20/2017		0.019	0.04	
4/24/2017				0.024
4/25/2017	0.049			
7/13/2017	0.04			
7/18/2017		0.018	0.04	
7/24/2017				0.026
7/25/2017	0.038			
1/10/2018		0.021	0.048	
1/12/2018	0.037			0.027
7/11/2018		0.029	0.044	
7/12/2018	0.037			0.031
1/29/2019		0.025	0.05	
1/30/2019	0.034			0.032
3/26/2019		0.023	0.046	
3/27/2019	0.027			0.023
9/10/2019		0.026	0.044	
9/11/2019	0.023			0.029
3/31/2020		0.017	0.044	
4/1/2020	0.024			0.021
9/15/2020	0.024		0.041	
9/16/2020		0.016		0.033
3/17/2021	0.024	0.014	0.04	0.041
8/19/2021	0.019	0.013	0.038	0.024
2/22/2022			0.041	
2/23/2022	0.024	0.015		0.026

Time Series

Constituent: Beryllium (mg/L) Analysis Run 8/2/2022 3:45 PM
Plant McIntosh Client: Southern Company Data: McIntosh LF4 CCR

	GWA-13 (bg)	GWA-14 (bg)	GWA-16 (bg)	GWA-2 (bg)	GWA-3 (bg)
8/25/2004				<0.0025	<0.0025
9/11/2004				<0.0025	<0.0025
9/26/2004				<0.0025	<0.0025
10/13/2004				<0.0025	<0.0025
7/11/2005				<0.0025	<0.0025
12/7/2005				<0.0025	<0.0025
6/22/2006				<0.0025	<0.0025
11/28/2006				<0.0025	<0.0025
7/6/2007				<0.0025	<0.0025
12/13/2007				<0.0025	<0.0025
6/20/2008				<0.0025	<0.0025
12/7/2008				<0.0025	<0.0025
7/9/2009				<0.0025	<0.0025
12/28/2009				<0.0025	<0.0025
6/22/2010				<0.0025	<0.0025
1/4/2011				<0.0025	
1/5/2011					0.0018
7/9/2011				<0.0025	<0.0025
1/20/2012					<0.0025
1/21/2012				<0.0025	
7/11/2012				<0.0025	<0.0025
1/19/2013					<0.0025
1/20/2013				<0.0025	
7/18/2013					<0.0025
7/19/2013				<0.0025	
1/15/2014				0.00011 (J)	<0.0025
7/11/2014				0.0001 (J)	<0.0025
1/15/2015					<0.0025
1/16/2015				<0.0025	
6/19/2015					<0.0025
6/20/2015				<0.0025	
12/7/2015	<0.0025	<0.0025	<0.0025		
12/14/2015			<0.0025		
12/15/2015	<0.0025	<0.0025			
12/28/2015			<0.0025		
12/29/2015		<0.0025			
1/13/2016	<0.0025	<0.0025	<0.0025		
1/16/2016				<0.0025	<0.0025
1/25/2016	<0.0025	<0.0025	<0.0025		
4/19/2016				<0.0025	<0.0025
4/20/2016	<0.0025	<0.0025	<0.0025		
6/14/2016	7.1E-05 (J)	4.4E-05 (J)		6.5E-05 (J)	3.2E-05 (J)
6/15/2016			0.00011 (J)		
8/9/2016	<0.0025	<0.0025	<0.0025	<0.0025	<0.0025
9/26/2016				<0.0025	
9/27/2016	<0.0025	<0.0025	<0.0025		<0.0025
11/14/2016					<0.0025
11/15/2016	<0.0025	<0.0025	<0.0025	<0.0025	
1/10/2017				<0.0025	<0.0025
1/11/2017		<0.0025	<0.0025		
1/12/2017	<0.0025				
2/28/2017	<0.0025	<0.0025		<0.0025	<0.0025

Time Series

Constituent: Beryllium (mg/L) Analysis Run 8/2/2022 3:45 PM
Plant McIntosh Client: Southern Company Data: McIntosh LF4 CCR

	GWA-13 (bg)	GWA-14 (bg)	GWA-16 (bg)	GWA-2 (bg)	GWA-3 (bg)
3/1/2017			<0.0025		
4/19/2017				<0.0025	<0.0025
4/20/2017	<0.0025	<0.0025	<0.0025		
7/17/2017				<0.0025	
7/18/2017	<0.0025				<0.0025
7/19/2017		<0.0025	<0.0025		
1/10/2018	<0.0025			<0.0025	<0.0025
1/11/2018		<0.0025	<0.0025		
7/11/2018	<0.0025	<0.0025	<0.0025	<0.0025	<0.0025
1/29/2019	<0.0025	<0.0025	<0.0025	6.3E-05 (J)	<0.0025
3/26/2019	<0.0025	<0.0025	<0.0025		
3/27/2019				<0.0025	<0.0025
9/10/2019	0.0008 (J)	0.00025 (J)	0.00036 (J)		
9/11/2019				<0.0025	<0.0025
3/31/2020	<0.0025				
4/1/2020		<0.0025	<0.0025	<0.0025	<0.0025
9/15/2020	<0.0025	<0.0025	<0.0025	0.00024 (J)	<0.0025
3/16/2021	0.0002 (J)	<0.0025	<0.0025	<0.0025	<0.0025
8/17/2021		<0.0025	<0.0025	0.00018 (J)	<0.0025
8/18/2021	<0.0025				
2/22/2022	<0.0025	<0.0025	<0.0025	<0.0025	<0.0025

Time Series

Constituent: Beryllium (mg/L) Analysis Run 8/2/2022 3:45 PM
Plant McIntosh Client: Southern Company Data: McIntosh LF4 CCR

	GWC-1	GWC-10	GWC-11	GWC-12	GWA-15 (bg)
8/25/2004	<0.0025	<0.0025	<0.0025	<0.0025	
9/11/2004	<0.0025	<0.0025	<0.0025	<0.0025	
9/26/2004	<0.0025	<0.0025	<0.0025	<0.0025	
10/13/2004		<0.0025	<0.0025	<0.0025	
7/11/2005	<0.0025	<0.0025	<0.0025	<0.0025	
12/7/2005	<0.0025	<0.0025	<0.0025	<0.0025	
6/22/2006	<0.0025	<0.0025	<0.0025	<0.0025	
11/28/2006	<0.0025	<0.0025	<0.0025	<0.0025	
7/6/2007	<0.0025	<0.0025	<0.0025	<0.0025	
12/13/2007	<0.0025	<0.0025	<0.0025	<0.0025	
6/20/2008	<0.0025	<0.0025	<0.0025	<0.0025	
12/7/2008	<0.0025	<0.0025	<0.0025	<0.0025	
7/9/2009	<0.0025				
7/10/2009		<0.0025	<0.0025	<0.0025	
12/28/2009	<0.0025			<0.0025	
12/29/2009		<0.0025	<0.0025		
6/22/2010	<0.0025	<0.0025	<0.0025	<0.0025	
1/4/2011	<0.0025	<0.0025		<0.0025	
1/5/2011			<0.0025		
7/9/2011	<0.0025		<0.0025	<0.0025	
7/10/2011		<0.0025			
1/20/2012				<0.0025	
1/21/2012	<0.0025	<0.0025	<0.0025		
7/11/2012	<0.0025	<0.0025	<0.0025	<0.0025	
1/19/2013			<0.0025	<0.0025	
1/20/2013	<0.0025	<0.0025			
7/18/2013				<0.0025	
7/19/2013	<0.0025	<0.0025	<0.0025		
1/15/2014	0.00016 (J)		<0.0025	0.00017 (J)	
1/16/2014		<0.0025			
7/10/2014		<0.0025			
7/11/2014	0.00018 (J)		<0.0025	0.00024 (J)	
1/15/2015				0.00015 (J)	
1/16/2015	0.00016 (J)	<0.0025	<0.0025		
6/19/2015				0.00016 (J)	
6/20/2015	0.00017 (J)	0.00013 (J)	<0.0025		
12/7/2015					<0.0025
12/15/2015					<0.0025
12/28/2015					<0.0025
1/13/2016					<0.0025
1/14/2016			<0.0025		
1/16/2016	8E-05 (J)	<0.0025		0.00014 (J)	
1/25/2016					<0.0025
4/20/2016	<0.0025		<0.0025	<0.0025	
4/21/2016		<0.0025			<0.0025
6/15/2016	0.00012 (J)		<0.0025	0.00014 (J)	3.8E-05 (J)
6/16/2016		8.5E-05 (J)			
8/9/2016					<0.0025
8/10/2016	<0.0025	<0.0025	<0.0025	<0.0025	
9/27/2016	<0.0025	<0.0025	<0.0025	<0.0025	<0.0025
11/15/2016	<0.0025	<0.0025	<0.0025	<0.0025	<0.0025
1/11/2017					<0.0025

Time Series

Constituent: Beryllium (mg/L) Analysis Run 8/2/2022 3:45 PM
Plant McIntosh Client: Southern Company Data: McIntosh LF4 CCR

	GWC-1	GWC-10	GWC-11	GWC-12	GWA-15 (bg)
1/12/2017	<0.0025	<0.0025	<0.0025	<0.0025	
1/23/2017	<0.0025				
2/28/2017					<0.0025
3/1/2017	<0.0025	<0.0025	<0.0025	<0.0025	
4/20/2017	<0.0025			<0.0025	<0.0025
4/24/2017		<0.0025	<0.0025		
7/19/2017	<0.0025				<0.0025
7/20/2017				<0.0025	
7/24/2017		<0.0025	<0.0025		
1/11/2018	<0.0025	<0.0025	<0.0025	<0.0025	<0.0025
7/11/2018					<0.0025
7/12/2018	<0.0025	<0.0025	<0.0025	<0.0025	
1/29/2019					<0.0025
1/30/2019	<0.0025	<0.0025	<0.0025	<0.0025	
3/26/2019					<0.0025
3/27/2019	<0.0025	<0.0025	<0.0025	<0.0025	
9/11/2019	0.00021 (J)	<0.0025	<0.0025	0.00022 (J)	<0.0025
4/1/2020	<0.0025	<0.0025		<0.0025	<0.0025
4/2/2020			0.00023 (J)		
9/15/2020	<0.0025	<0.0025	<0.0025		<0.0025
9/16/2020				<0.0025	
3/16/2021	0.00022 (J)	0.00033 (J)		0.00037 (J)	
3/17/2021			0.00048 (J)		<0.0025
8/18/2021	0.00018 (J)	<0.0025	<0.0025	<0.0025	
8/19/2021					<0.0025
2/22/2022					<0.0025
2/23/2022	<0.0025	<0.0025	<0.0025	<0.0025	

Time Series

Constituent: Beryllium (mg/L) Analysis Run 8/2/2022 3:45 PM
 Plant McIntosh Client: Southern Company Data: McIntosh LF4 CCR

	GWC-17 (bg)	GWC-18 (bg)	GWC-19	GWC-20	GWC-21
12/8/2015	0.00046 (J)	<0.0025	0.00018 (J)		
12/9/2015				0.00026 (J)	<0.0025
12/14/2015	0.00052 (J)	<0.0025		0.00032 (J)	<0.0025
12/15/2015			0.00014 (J)		
12/28/2015	0.00057 (J)	<0.0025	9E-05 (J)		
12/29/2015				0.00043 (J)	<0.0025
1/13/2016	0.00056 (J)				
1/14/2016		<0.0025	0.0001 (J)	0.00032 (J)	<0.0025
1/25/2016				0.00038 (J)	<0.0025
1/26/2016	0.00057 (J)	<0.0025	0.00011 (J)		
4/19/2016		<0.0025	<0.0025		
4/20/2016	<0.003 (o)				
4/21/2016				<0.0025	<0.0025
6/15/2016	0.00056 (J)				
6/16/2016		<0.0025	0.00011 (J)	0.00032 (J)	<0.0025
8/9/2016	0.00054 (J)				
8/10/2016			<0.0025	<0.0025	<0.0025
8/11/2016		<0.0025			
9/27/2016	0.00056 (J)			<0.0025	0.00064 (J)
9/28/2016		<0.0025	<0.0025		
11/15/2016	0.00047 (J)		<0.0025	<0.0025	<0.0025
11/16/2016		<0.0025			
1/11/2017	0.00066 (J)	<0.0025			
1/12/2017					<0.0025
1/13/2017				<0.0025	
1/16/2017			<0.0025		
3/1/2017	0.00066 (J)	<0.0025	<0.0025	<0.0025	<0.0025
4/20/2017	0.00055 (J)				
4/24/2017					<0.0025
4/25/2017		<0.0025	<0.0025	<0.0025	
7/19/2017	0.00061 (J)				
7/25/2017		<0.0025	<0.0025	<0.0025	<0.0025
1/11/2018	0.00064 (J)				<0.0025
1/12/2018		<0.0025	<0.0025	<0.0025	
7/11/2018	0.00065 (J)	<0.0025	<0.0025	<0.0025	<0.0025
1/29/2019	0.00062 (J)		0.00023 (J)	0.00016 (J)	
1/30/2019		<0.0025			<0.0025
3/27/2019	0.00062	<0.0025	<0.0025	<0.0025	<0.0025
9/11/2019	0.001	0.00026 (J)	0.00058 (J)	0.00052 (J)	0.00054 (J)
4/1/2020	0.00058 (J)	<0.0025	<0.0025	<0.0025	<0.0025
9/15/2020	0.00063 (J)	<0.0025		0.00025 (J)	<0.0025
9/16/2020			0.00022 (J)		
3/16/2021	0.00062 (J)		0.00024 (J)	0.00022 (J)	
3/17/2021		<0.0025			<0.0025
8/19/2021	0.00057 (J)	<0.0025	<0.0025	<0.0025	<0.0025
2/22/2022	0.00078 (J)			<0.0025	
2/23/2022		<0.0025	0.00031 (J)		<0.0025

Time Series

Constituent: Beryllium (mg/L) Analysis Run 8/2/2022 3:45 PM
Plant McIntosh Client: Southern Company Data: McIntosh LF4 CCR

	GWC-23	GWA-4A (bg)	GWA-5 (bg)	GWC-9
8/25/2004		<0.0025	<0.0025	<0.0025
9/11/2004		<0.0025	<0.0025	<0.0025
9/26/2004		<0.0025	<0.0025	<0.0025
10/13/2004		<0.0025	<0.0025	<0.0025
7/11/2005		<0.0025	0.0011	<0.0025
12/7/2005		<0.0025	<0.0025	<0.0025
6/22/2006		<0.0025	<0.0025	<0.0025
11/28/2006		<0.0025	<0.0025	<0.0025
7/6/2007		<0.0025	<0.0025	<0.0025
12/13/2007		<0.0025	<0.0025	<0.0025
6/20/2008		<0.0025	<0.0025	<0.0025
12/7/2008		<0.0025	<0.0025	<0.0025
7/9/2009		<0.0025	<0.0025	<0.0025
12/29/2009			<0.0025	<0.0025
12/30/2009		<0.0025		
6/22/2010		<0.0025	<0.0025	<0.0025
1/4/2011		<0.0025	<0.0025	
1/5/2011				<0.0025
7/9/2011			<0.0025	<0.0025
7/10/2011		<0.0025		
1/21/2012		<0.0025	<0.0025	<0.0025
7/11/2012		<0.0025	<0.0025	<0.0025
1/19/2013			<0.0025	<0.0025
1/20/2013		<0.0025		
7/18/2013			<0.0025	<0.0025
7/19/2013		<0.0025		
1/15/2014			<0.0025	<0.0025
1/16/2014		<0.0025		
7/10/2014		0.0001 (J)	<0.0025	0.0001 (J)
1/15/2015			<0.0025	
1/16/2015		<0.0025		<0.0025
6/19/2015			0.00013 (J)	
6/20/2015		<0.0025		<0.0025
1/14/2016		<0.0025	<0.0025	<0.0025
4/19/2016				<0.0025
4/20/2016		<0.0025	<0.0025	
6/14/2016		8.7E-05 (J)	5.4E-05 (J)	
6/15/2016				7.7E-05 (J)
6/16/2016	<0.0025			
8/9/2016			<0.0025	
8/10/2016	<0.0025			<0.0025
8/11/2016		<0.0025		
9/27/2016		<0.0025	<0.0025	<0.0025
9/28/2016	<0.0025			
11/14/2016		<0.0025		
11/15/2016			<0.0025	<0.0025
11/16/2016	<0.0025			
1/10/2017		<0.0025		
1/11/2017			<0.0025	
1/13/2017				<0.0025
1/17/2017	<0.0025			
1/19/2017			<0.0025	

Time Series

Constituent: Beryllium (mg/L) Analysis Run 8/2/2022 3:45 PM
Plant McIntosh Client: Southern Company Data: McIntosh LF4 CCR

	GWC-23	GWA-4A (bg)	GWA-5 (bg)	GWC-9
1/24/2017			<0.0025	
2/28/2017		<0.0025	<0.0025	
3/1/2017				<0.0025
3/2/2017	<0.0025			
4/20/2017		<0.0025	<0.0025	
4/24/2017				<0.0025
4/25/2017	<0.0025			
7/13/2017	<0.0025			
7/18/2017		<0.0025	<0.0025	
7/24/2017				<0.0025
7/25/2017	<0.0025			
1/10/2018		<0.0025	<0.0025	
1/12/2018	<0.0025			<0.0025
7/11/2018		<0.0025	<0.0025	
7/12/2018	<0.0025			<0.0025
1/29/2019		0.00011 (J)	<0.0025	
1/30/2019	<0.0025			<0.0025
3/26/2019		<0.0025	<0.0025	
3/27/2019	<0.0025			<0.0025
9/10/2019		0.0006 (J)	<0.0025	
9/11/2019	0.00026 (J)			0.00021 (J)
3/31/2020		<0.0025	<0.0025	
4/1/2020	<0.0025			<0.0025
9/15/2020	<0.0025		<0.0025	
9/16/2020		<0.0025		<0.0025
3/17/2021	0.00018 (J)	<0.0025	<0.0025	0.00024 (J)
8/19/2021	<0.0025	<0.0025	<0.0025	<0.0025
2/22/2022			<0.0025	
2/23/2022	<0.0025	<0.0025		<0.0025

Time Series

Constituent: Boron (mg/L) Analysis Run 8/2/2022 3:45 PM

Plant McIntosh Client: Southern Company Data: McIntosh LF4 CCR

	GWA-13 (bg)	GWA-14 (bg)	GWA-16 (bg)	GWA-2 (bg)	GWA-3 (bg)
4/19/2016				<0.08	<0.08
4/20/2016	<0.08	<0.08	<0.08		
6/14/2016	0.0086 (J)	0.0098 (J)		0.012 (J)	0.0077 (J)
6/15/2016			0.0085 (J)		
8/9/2016	<0.08	<0.08	<0.08	<0.08	<0.08
9/26/2016				<0.08	
9/27/2016	<0.08	<0.08	<0.08		<0.08
11/14/2016					<0.08
11/15/2016	<0.08	<0.08	<0.08	<0.08	
1/10/2017				<0.08	<0.08
1/11/2017		<0.08	<0.08		
1/12/2017	<0.08				
2/28/2017	<0.08	<0.08		0.022 (J)	<0.08
3/1/2017			<0.08		
4/19/2017				<0.08	<0.08
4/20/2017	<0.08	<0.08	<0.08		
10/10/2017				<0.08	
10/11/2017	<0.08	<0.08	<0.08		<0.08
1/10/2018	<0.08			<0.08	<0.08
1/11/2018		<0.08	<0.08		
7/11/2018	<0.08	<0.08	<0.08	<0.08	<0.08
1/29/2019	<0.08	<0.08	<0.08	<0.08	<0.08
3/26/2019	<0.08	<0.08	<0.08		
3/27/2019				<0.08	<0.08
9/10/2019	0.061 (J)	<0.08	<0.08		
9/11/2019				<0.08	<0.08
3/31/2020	<0.08				
4/1/2020		<0.08	<0.08	0.042 (J)	<0.08
9/15/2020	<0.08	<0.08	<0.08	<0.08	0.061 (J)
3/16/2021	<0.08	<0.08	<0.08	<0.08	<0.08
8/17/2021		0.1	0.061 (J)	0.069 (J)	<0.08
8/18/2021	0.044 (J)				
2/22/2022	<0.08	<0.08	<0.08	0.11	0.065 (J)

Time Series

Constituent: Boron (mg/L) Analysis Run 8/2/2022 3:45 PM
Plant McIntosh Client: Southern Company Data: McIntosh LF4 CCR

	GWC-1	GWC-10	GWC-11	GWC-12	GWA-15 (bg)
4/20/2016	<0.08		<0.08	<0.08	
4/21/2016		<0.08			<0.08
6/15/2016	0.017 (J)		0.011 (J)	0.01 (J)	0.0095 (J)
6/16/2016		0.017 (J)			
8/9/2016					<0.08
8/10/2016	<0.08	<0.08	<0.08	<0.08	
9/27/2016	<0.08	<0.08	<0.08	<0.08	<0.08
11/15/2016	<0.08	0.021 (J)	<0.08	<0.08	<0.08
1/11/2017					<0.08
1/12/2017	<0.08	0.041 (J)	<0.08	<0.08	
2/28/2017					<0.08
3/1/2017	<0.08	0.052	<0.08	<0.08	
4/20/2017	<0.08			<0.08	<0.08
4/24/2017		0.064	<0.08		
10/11/2017	<0.08		<0.08		<0.08
10/12/2017		0.06		<0.08	
12/12/2017		0.086			
1/11/2018	<0.08	0.06	<0.08	<0.08	<0.08
7/11/2018					<0.08
7/12/2018	<0.08	0.054	<0.08	<0.08	
1/29/2019					<0.08
1/30/2019	<0.08	0.055	<0.08	<0.08	
3/26/2019					<0.08
3/27/2019	<0.08	0.05	<0.08	<0.08	
9/11/2019	<0.08	0.067 (J)	<0.08	<0.08	<0.08
4/1/2020	<0.08	0.068 (J)		<0.08	<0.08
4/2/2020			0.066 (J)		
9/15/2020	<0.08	0.062 (J)	<0.08		<0.08
9/16/2020				<0.08	
3/16/2021	<0.08	0.045 (J)		<0.08	
3/17/2021			<0.08		<0.08
8/18/2021	0.046 (J)	0.069 (J)	<0.08	<0.08	
8/19/2021					<0.08
2/22/2022					<0.08
2/23/2022	<0.08	0.069 (J)	<0.08	<0.08	

Time Series

Constituent: Boron (mg/L) Analysis Run 8/2/2022 3:45 PM
Plant McIntosh Client: Southern Company Data: McIntosh LF4 CCR

	GWC-17 (bg)	GWC-18 (bg)	GWC-19	GWC-20	GWC-21
4/19/2016		<0.08	<0.08		
4/20/2016	<0.08				
4/21/2016				<0.08	<0.08
6/15/2016	0.0095 (J)				
6/16/2016		0.011 (J)	0.0069 (J)	0.012 (J)	0.012 (J)
8/9/2016	<0.08				
8/10/2016			<0.08	<0.08	<0.08
8/11/2016		<0.08			
9/27/2016	<0.08			<0.08	<0.08
9/28/2016		<0.08	<0.08		
11/15/2016	<0.08		<0.08	<0.08	<0.08
11/16/2016		<0.08			
1/11/2017	<0.08	<0.08			
1/12/2017					<0.08
1/13/2017				<0.08	
1/16/2017			<0.08		
3/1/2017	<0.08	<0.08	<0.08	<0.08	<0.08
4/20/2017	<0.08				
4/24/2017					<0.08
4/25/2017		<0.08	<0.08	<0.08	
10/11/2017	<0.08				
10/12/2017		<0.08	<0.08	<0.08	<0.08
1/11/2018	<0.08				<0.08
1/12/2018		<0.08	<0.08	<0.08	
7/11/2018	<0.08	<0.08	<0.08	<0.08	<0.08
1/29/2019	<0.08		<0.08	<0.08	
1/30/2019		<0.08			<0.08
3/27/2019	<0.08	<0.08	<0.08	<0.08	<0.08
9/11/2019	<0.08	<0.08	<0.08	0.042 (J)	0.055 (J)
4/1/2020	<0.08	<0.08	<0.08	<0.08	<0.08
9/15/2020	<0.08	<0.08		<0.08	<0.08
9/16/2020			0.046 (J)		
3/16/2021	<0.08		<0.08	<0.08	
3/17/2021		<0.08			<0.08
8/19/2021	<0.08	<0.08	<0.08	<0.08	<0.08
2/22/2022	<0.08			<0.08	
2/23/2022		<0.08	<0.08		<0.08

Time Series

Constituent: Boron (mg/L) Analysis Run 8/2/2022 3:45 PM
Plant McIntosh Client: Southern Company Data: McIntosh LF4 CCR

	GWC-23	GWA-4A (bg)	GWA-5 (bg)	GWC-9
4/19/2016				<0.08
4/20/2016		<0.08	<0.08	
6/14/2016		0.01 (J)	0.011 (J)	
6/15/2016				0.018 (J)
6/16/2016	0.017 (J)			
8/9/2016			<0.08	
8/10/2016	<0.08			<0.08
8/11/2016		<0.08		
9/27/2016		<0.08	<0.08	<0.08
9/28/2016	<0.08			
11/14/2016		<0.08		
11/15/2016			<0.08	<0.08
11/16/2016	<0.08			
1/10/2017		<0.08		
1/11/2017			<0.08	
1/13/2017				<0.08
1/17/2017	<0.08			
2/28/2017		<0.08	<0.08	
3/1/2017				<0.08
3/2/2017	<0.08			
4/20/2017		<0.08	<0.08	
4/24/2017				<0.08
4/25/2017	<0.08			
7/13/2017	<0.08			
10/10/2017		<0.08		
10/11/2017			<0.08	
10/12/2017	<0.08			<0.08
1/10/2018		<0.08	<0.08	
1/12/2018	<0.08			<0.08
7/11/2018		<0.08	<0.08	
7/12/2018	<0.08			<0.08
1/29/2019		<0.08	<0.08	
1/30/2019	<0.08			<0.08
3/26/2019		<0.08	<0.08	
3/27/2019	<0.08			<0.08
9/10/2019		0.052 (J)	<0.08	
9/11/2019	0.04 (J)			<0.08
3/31/2020		<0.08	<0.08	
4/1/2020	<0.08			<0.08
9/15/2020	<0.08		0.047 (J)	
9/16/2020		0.056 (J)		0.042 (J)
3/17/2021	<0.08	<0.08	<0.08	<0.08
8/19/2021	<0.08	<0.08	<0.08	<0.08
2/22/2022			<0.08	
2/23/2022	<0.08	0.096		<0.08

Time Series

Constituent: Cadmium (mg/L) Analysis Run 8/2/2022 3:45 PM
Plant McIntosh Client: Southern Company Data: McIntosh LF4 CCR

	GWA-13 (bg)	GWA-14 (bg)	GWA-16 (bg)	GWA-2 (bg)	GWA-3 (bg)
8/25/2004				<0.0025	<0.0025
9/11/2004				<0.0025	<0.0025
9/26/2004				<0.0025	<0.0025
10/13/2004				<0.0025	<0.0025
7/11/2005				<0.0025	<0.0025
12/7/2005				<0.0025	<0.0025
6/22/2006				<0.0025	<0.0025
11/28/2006				<0.0025	<0.0025
7/6/2007				<0.0025	<0.0025
12/13/2007				<0.0025	<0.0025
6/20/2008				<0.0025	<0.0025
12/7/2008				<0.0025	<0.0025
7/9/2009				<0.0025	<0.0025
12/28/2009				<0.0025	<0.0025
6/22/2010				<0.0025	<0.0025
1/4/2011				<0.0025	
1/5/2011					<0.0025
7/9/2011				<0.0025	<0.0025
1/20/2012					<0.0025
1/21/2012				<0.0025	
7/11/2012				<0.0025	<0.0025
1/19/2013					<0.0025
1/20/2013				<0.0025	
7/18/2013					<0.0025
7/19/2013				<0.0025	
1/15/2014				<0.0025	<0.0025
7/11/2014				<0.0025	<0.0025
1/15/2015					<0.0025
1/16/2015				<0.0025	
6/19/2015					<0.0025
6/20/2015				<0.0025	
12/7/2015	<0.0025	<0.0025	<0.0025		
12/14/2015			<0.0025		
12/15/2015	<0.0025	<0.0025			
12/28/2015			<0.0025		
12/29/2015	<0.0025	<0.0025			
1/13/2016	<0.0025	<0.0025	<0.0025		
1/16/2016				<0.0025	<0.0025
1/25/2016	<0.0025	<0.0025	<0.0025		
4/19/2016				<0.0025	<0.0025
4/20/2016	<0.0025	<0.0025	<0.0025		
6/14/2016	0.001	6.2E-05 (J)		<0.0025	<0.0025
6/15/2016			<0.0025		
8/9/2016	<0.0025	<0.0025	<0.0025	<0.0025	<0.0025
9/26/2016				<0.0025	
9/27/2016	<0.0025	<0.0025	<0.0025		<0.0025
11/14/2016					<0.0025
11/15/2016	<0.0025	<0.0025	<0.0025	<0.0025	
1/10/2017				<0.0025	<0.0025
1/11/2017		<0.0025	<0.0025		
1/12/2017	<0.0025				
2/28/2017	<0.0025	<0.0025		<0.0025	<0.0025

Time Series

Constituent: Cadmium (mg/L) Analysis Run 8/2/2022 3:45 PM
Plant McIntosh Client: Southern Company Data: McIntosh LF4 CCR

	GWA-13 (bg)	GWA-14 (bg)	GWA-16 (bg)	GWA-2 (bg)	GWA-3 (bg)
3/1/2017			<0.0025		
4/19/2017				<0.0025	<0.0025
4/20/2017	<0.0025	<0.0025	<0.0025		
7/17/2017				<0.0025	
7/18/2017	<0.0025				<0.0025
7/19/2017		<0.0025	<0.0025		
1/10/2018	<0.0025			<0.0025	<0.0025
1/11/2018		<0.0025	<0.0025		
7/11/2018	<0.0025	<0.0025	<0.0025	<0.0025	<0.0025
1/29/2019	<0.0025	<0.0025	<0.0025	<0.0025	<0.0025
3/26/2019	<0.0025	<0.0025	<0.0025		
3/27/2019				<0.0025	<0.0025
9/10/2019	0.00035 (J)	<0.0025	0.00015 (J)		
9/11/2019				<0.0025	<0.0025
3/31/2020	<0.0025				
4/1/2020		<0.0025	<0.0025	<0.0025	<0.0025
9/15/2020	<0.0025	<0.0025	<0.0025	<0.0025	<0.0025
3/16/2021	<0.0025	<0.0025	<0.0025	<0.0025	<0.0025
8/17/2021		0.00036 (J)	<0.0025	<0.0025	<0.0025
8/18/2021	<0.0025				
2/22/2022	<0.0025	<0.0025	<0.0025	<0.0025	<0.0025

Time Series

Constituent: Cadmium (mg/L) Analysis Run 8/2/2022 3:45 PM
Plant McIntosh Client: Southern Company Data: McIntosh LF4 CCR

	GWC-1	GWC-10	GWC-11	GWC-12	GWA-15 (bg)
8/25/2004	<0.0025	<0.0025	<0.0025	<0.0025	
9/11/2004	<0.0025	<0.0025	<0.0025	<0.0025	
9/26/2004	<0.0025	<0.0025	<0.0025	<0.0025	
10/13/2004		<0.0025	<0.0025	<0.0025	
7/11/2005	<0.0025	<0.0025	<0.0025	<0.0025	
12/7/2005	<0.0025	<0.0025	<0.0025	<0.0025	
6/22/2006	<0.0025	<0.0025	<0.0025	<0.0025	
11/28/2006	<0.0025	<0.0025	<0.0025	<0.0025	
7/6/2007	<0.0025	<0.0025	<0.0025	<0.0025	
12/13/2007	<0.0025	<0.0025	<0.0025	<0.0025	
6/20/2008	<0.0025	<0.0025	<0.0025	<0.0025	
12/7/2008	<0.0025	<0.0025	<0.0025	<0.0025	
7/9/2009	<0.0025				
7/10/2009		<0.0025	<0.0025	<0.0025	
12/28/2009	<0.0025			<0.0025	
12/29/2009		<0.0025	<0.0025		
6/22/2010	<0.0025	<0.0025	<0.0025	<0.0025	
1/4/2011	<0.0025	<0.0025		<0.0025	
1/5/2011			<0.0025		
7/9/2011	<0.0025		<0.0025	<0.0025	
7/10/2011		<0.0025			
1/20/2012				<0.0025	
1/21/2012	<0.0025	<0.0025	<0.0025		
7/11/2012	<0.0025	<0.0025	<0.0025	<0.0025	
1/19/2013			<0.0025	<0.0025	
1/20/2013	<0.0025	<0.0025			
7/18/2013				<0.0025	
7/19/2013	<0.0025	<0.0025	<0.0025		
1/15/2014	<0.0025		<0.0025	<0.0025	
1/16/2014		<0.0025			
7/10/2014		<0.0025			
7/11/2014	<0.0025		<0.0025	<0.0025	
1/15/2015				<0.0025	
1/16/2015	<0.0025	<0.0025	<0.0025		
6/19/2015				<0.0025	
6/20/2015	<0.0025	<0.0025	<0.0025		
12/7/2015					<0.0025
12/15/2015					<0.0025
12/28/2015					<0.0025
1/13/2016					<0.0025
1/14/2016			<0.0025		
1/16/2016	<0.0025	<0.0025		<0.0025	
1/25/2016					<0.0025
4/20/2016	<0.0025		<0.0025	<0.0025	
4/21/2016		<0.0025			<0.0025
6/15/2016	<0.0025		<0.0025	<0.0025	<0.0025
6/16/2016		<0.0025			
8/9/2016					<0.0025
8/10/2016	<0.0025	<0.0025	<0.0025	<0.0025	
9/27/2016	<0.0025	<0.0025	<0.0025	<0.0025	<0.0025
11/15/2016	<0.0025	<0.0025	<0.0025	<0.0025	<0.0025
1/11/2017					<0.0025

Time Series

Constituent: Cadmium (mg/L) Analysis Run 8/2/2022 3:45 PM
Plant McIntosh Client: Southern Company Data: McIntosh LF4 CCR

	GWC-1	GWC-10	GWC-11	GWC-12	GWA-15 (bg)
1/12/2017	<0.0025	<0.0025	<0.0025	<0.0025	
1/23/2017	<0.0025				
2/28/2017					<0.0025
3/1/2017	<0.0025	<0.0025	<0.0025	<0.0025	
4/20/2017	<0.0025			<0.0025	<0.0025
4/24/2017		<0.0025	<0.0025		
7/19/2017	<0.0025				<0.0025
7/20/2017				<0.0025	
7/24/2017		<0.0025	<0.0025		
1/11/2018	<0.0025	<0.0025	<0.0025	<0.0025	<0.0025
7/11/2018					<0.0025
7/12/2018	<0.0025	<0.0025	<0.0025	<0.0025	
1/29/2019					<0.0025
1/30/2019	<0.0025	<0.0025	<0.0025	<0.0025	
3/26/2019					<0.0025
3/27/2019	<0.0025	<0.0025	<0.0025	<0.0025	
9/11/2019	<0.0025	<0.0025	<0.0025	<0.0025	<0.0025
4/1/2020	<0.0025	<0.0025		<0.0025	<0.0025
4/2/2020			<0.0025		
9/15/2020	<0.0025	<0.0025	<0.0025		<0.0025
9/16/2020				<0.0025	
3/16/2021	<0.0025	<0.0025		<0.0025	
3/17/2021			<0.0025		<0.0025
8/18/2021	<0.0025	<0.0025	<0.0025	<0.0025	
8/19/2021					<0.0025
2/22/2022					<0.0025
2/23/2022	<0.0025	<0.0025	<0.0025	<0.0025	

Time Series

Constituent: Cadmium (mg/L) Analysis Run 8/2/2022 3:45 PM
Plant McIntosh Client: Southern Company Data: McIntosh LF4 CCR

	GWC-17 (bg)	GWC-18 (bg)	GWC-19	GWC-20	GWC-21
12/8/2015	0.00049 (J)	<0.0025	<0.0025		
12/9/2015				<0.0025	<0.0025
12/14/2015	0.00053 (J)	<0.0025		0.00031 (J)	<0.0025
12/15/2015			<0.0025		
12/28/2015	0.00061 (J)	<0.0025	<0.0025		
12/29/2015				0.00075 (J)	<0.0025
1/13/2016	0.00063 (J)				
1/14/2016		<0.0025	<0.0025	0.00039 (J)	<0.0025
1/25/2016				0.00078 (J)	<0.0025
1/26/2016	0.00072 (J)	<0.0025	<0.0025		
4/19/2016		<0.0025	0.00017 (J)		
4/20/2016	0.000633 (J)				
4/21/2016				0.00052 (J)	<0.0025
6/15/2016	0.00055 (J)				
6/16/2016		8.5E-05 (J)	0.00018 (J)	0.00044 (J)	0.00012 (J)
8/9/2016	0.00046 (J)				
8/10/2016			<0.0025	<0.0025	<0.0025
8/11/2016		<0.0025			
9/27/2016	0.00071 (J)			<0.0025	0.00062 (J)
9/28/2016		<0.0025	<0.0025		
11/15/2016	0.00056 (J)		<0.0025	<0.0025	<0.0025
11/16/2016		<0.0025			
1/11/2017	0.0007 (J)	<0.0025			
1/12/2017					<0.0025
1/13/2017				0.00036 (J)	
1/16/2017			<0.0025		
3/1/2017	0.00063 (J)	<0.0025	<0.0025	<0.0025	<0.0025
4/20/2017	0.00055 (J)				
4/24/2017					<0.0025
4/25/2017		<0.0025	<0.0025	<0.0025	
7/19/2017	0.00072 (J)				
7/25/2017		<0.0025	<0.0025	<0.0025	<0.0025
1/11/2018	0.00062 (J)				<0.0025
1/12/2018		<0.0025	<0.0025	<0.0025	
7/11/2018	0.0004 (J)	<0.0025	<0.0025	<0.0025	<0.0025
1/29/2019	0.00062 (J)		0.0002 (J)	0.00016 (J)	
1/30/2019		<0.0025			0.00014 (J)
3/27/2019	0.00041	<0.0025	<0.0025	<0.0025	<0.0025
9/11/2019	0.00064 (J)	<0.0025	0.00031 (J)	0.00029 (J)	0.00029 (J)
4/1/2020	0.00048 (J)	<0.0025	<0.0025	<0.0025	<0.0025
9/15/2020	0.00046 (J)	<0.0025		<0.0025	<0.0025
9/16/2020			<0.0025		
3/16/2021	0.00057 (J)		<0.0025	<0.0025	
3/17/2021		<0.0025			<0.0025
8/19/2021	0.00057 (J)	<0.0025	<0.0025	<0.0025	<0.0025
2/22/2022	0.00064 (J)			<0.0025	
2/23/2022		<0.0025	<0.0025		<0.0025

Time Series

Constituent: Cadmium (mg/L) Analysis Run 8/2/2022 3:45 PM

Plant McIntosh Client: Southern Company Data: McIntosh LF4 CCR

	GWC-23	GWA-4A (bg)	GWA-5 (bg)	GWC-9
8/25/2004		<0.0025	<0.0025	<0.0025
9/11/2004		<0.0025	<0.0025	<0.0025
9/26/2004		<0.0025	<0.0025	<0.0025
10/13/2004		<0.0025	<0.0025	<0.0025
7/11/2005		<0.0025	<0.0025	<0.0025
12/7/2005		<0.0025	<0.0025	<0.0025
6/22/2006		<0.0025	<0.0025	<0.0025
11/28/2006		<0.0025	<0.0025	<0.0025
7/6/2007		<0.0025	<0.0025	<0.0025
12/13/2007		<0.0025	<0.0025	<0.0025
6/20/2008		<0.0025	<0.0025	<0.0025
12/7/2008		<0.0025	<0.0025	<0.0025
7/9/2009		<0.0025	<0.0025	<0.0025
12/29/2009			<0.0025	<0.0025
12/30/2009		<0.0025		
6/22/2010		<0.0025	<0.0025	<0.0025
1/4/2011		<0.0025	<0.0025	
1/5/2011				<0.0025
7/9/2011			<0.0025	<0.0025
7/10/2011		<0.0025		
1/21/2012		<0.0025	<0.0025	<0.0025
7/11/2012		<0.0025	<0.0025	<0.0025
1/19/2013			<0.0025	<0.0025
1/20/2013		<0.0025		
7/18/2013			<0.0025	<0.0025
7/19/2013		<0.0025		
1/15/2014			<0.0025	<0.0025
1/16/2014		<0.0025		
7/10/2014		<0.0025	<0.0025	<0.0025
1/15/2015			<0.0025	
1/16/2015		<0.0025		<0.0025
6/19/2015			<0.0025	
6/20/2015		<0.0025		<0.0025
1/14/2016		<0.0025	<0.0025	<0.0025
4/19/2016				<0.0025
4/20/2016		0.000111 (J)	<0.0025	
6/14/2016		0.00013 (J)	<0.0025	
6/15/2016				<0.0025
6/16/2016	<0.0025			
8/9/2016			<0.0025	
8/10/2016	<0.0025			<0.0025
8/11/2016		<0.0025		
9/27/2016		<0.0025	<0.0025	<0.0025
9/28/2016	<0.0025			
11/14/2016		<0.0025		
11/15/2016			<0.0025	<0.0025
11/16/2016	<0.0025			
1/10/2017		<0.0025		
1/11/2017			<0.0025	
1/13/2017				<0.0025
1/17/2017	<0.0025			
1/19/2017			<0.0025	

Time Series

Constituent: Cadmium (mg/L) Analysis Run 8/2/2022 3:45 PM
Plant McIntosh Client: Southern Company Data: McIntosh LF4 CCR

	GWC-23	GWA-4A (bg)	GWA-5 (bg)	GWC-9
1/24/2017			<0.0025	
2/28/2017		<0.0025	<0.0025	
3/1/2017				<0.0025
3/2/2017	<0.0025			
4/20/2017		<0.0025	<0.0025	
4/24/2017				<0.0025
4/25/2017	<0.0025			
7/13/2017	<0.0025			
7/18/2017		<0.0025	<0.0025	
7/24/2017				<0.0025
7/25/2017	<0.0025			
1/10/2018		<0.0025	<0.0025	
1/12/2018	<0.0025			<0.0025
7/11/2018		<0.0025	<0.0025	
7/12/2018	<0.0025			<0.0025
1/29/2019		<0.0025	<0.0025	
1/30/2019	0.00015 (J)			<0.0025
3/26/2019		<0.0025	<0.0025	
3/27/2019	<0.0025			<0.0025
9/10/2019		0.00019 (J)	<0.0025	
9/11/2019	0.00018 (J)			<0.0025
3/31/2020		<0.0025	<0.0025	
4/1/2020	<0.0025			<0.0025
9/15/2020	<0.0025		<0.0025	
9/16/2020		<0.0025		<0.0025
3/17/2021	<0.0025	<0.0025	<0.0025	<0.0025
8/19/2021	<0.0025	<0.0025	<0.0025	<0.0025
2/22/2022			<0.0025	
2/23/2022	<0.0025	0.00024 (J)		<0.0025

Time Series

Constituent: Calcium (mg/L) Analysis Run 8/2/2022 3:45 PM
Plant McIntosh Client: Southern Company Data: McIntosh LF4 CCR

	GWA-13 (bg)	GWA-14 (bg)	GWA-16 (bg)	GWA-2 (bg)	GWA-3 (bg)
4/19/2016				0.485 (J)	1.13
4/20/2016	0.389 (J)	0.686	0.472 (J)		
6/14/2016	0.37 (J)	0.62		0.72	1
6/15/2016			0.42 (J)		
8/9/2016	0.14 (J)	0.39	0.19	0.24 (J)	0.71
9/26/2016				0.48	
9/27/2016	0.33	0.52	0.39		0.77
11/14/2016					0.75
11/15/2016	0.28	0.5	0.39	0.54	
1/10/2017				0.62	0.73
1/11/2017		0.47	0.36		
1/12/2017	0.37				
2/28/2017	0.26	0.47		0.91	0.76
3/1/2017			0.38		
4/19/2017				0.75	0.69
4/20/2017	0.27	0.5	0.41		
10/10/2017				0.54	
10/11/2017	0.3	0.49	0.4		0.73
1/10/2018	0.27			0.52	0.88
1/11/2018		0.51	0.43		
7/11/2018	0.32	0.47	0.45	0.5	0.81
1/29/2019	0.33	0.51	0.41	0.53	0.85
3/26/2019	0.3	0.42	0.37		
3/27/2019				0.37	0.73
9/10/2019	0.37 (J)	0.47 (J)	0.41 (J)		
9/11/2019				0.43 (J)	0.76
3/31/2020	0.42 (J)				
4/1/2020		0.49 (J)	0.43 (J)	0.47 (J)	0.72
9/15/2020	0.32 (J)	0.6	0.42 (J)	0.42 (J)	0.84
3/16/2021	0.4 (J)	0.51	0.48 (J)	0.4 (J)	0.75
8/17/2021		0.47 (J)	0.46 (J)	0.4 (J)	0.81
8/18/2021	0.51				
2/22/2022	0.35 (J)	0.52	0.43 (J)	0.42 (J)	0.72

Time Series

Constituent: Calcium (mg/L) Analysis Run 8/2/2022 3:45 PM
Plant McIntosh Client: Southern Company Data: McIntosh LF4 CCR

	GWC-1	GWC-10	GWC-11	GWC-12	GWA-15 (bg)
4/20/2016	3.22		8.94	0.69	
4/21/2016		13.9			0.686
6/15/2016	3		10.6	0.69	0.61
6/16/2016		18.9			
8/9/2016					0.21 (J)
8/10/2016	2.1	13	7.6	0.45	
9/27/2016	2.3	14	8.7	0.61	0.4
11/15/2016	2.4	13	8.4	0.61	0.35
1/11/2017					0.34
1/12/2017	2.5	14	8.1	0.6	
2/28/2017					0.37
3/1/2017	2.7	15	8.9	0.61	
4/20/2017	2.6			0.65	0.43
4/24/2017		14	8.8		
10/11/2017	2.4		10		0.41
10/12/2017		16		0.76	
12/12/2017		23			
12/13/2017			11		
1/11/2018	2.4	15	9.3	0.78	0.41
7/11/2018					0.53
7/12/2018	1.8	27	13	0.67	
1/29/2019					0.91
1/30/2019	2.5	26	11	0.68 (J)	
3/26/2019					0.58
3/27/2019	2.4	22	13	0.62	
9/11/2019	1.4	26	9.3	0.62	0.42 (J)
4/1/2020	1.9	21		0.7	2.3
4/2/2020			8.5		
9/15/2020	1.3	27	13		0.38 (J)
9/16/2020				0.64	
3/16/2021	1.6	18		0.62	
3/17/2021			14		5.5
8/18/2021	1.1	23	10	0.75	
8/19/2021					0.49 (J)
2/22/2022					0.92
2/23/2022	1.4	22	8.1	0.64	

Time Series

Constituent: Calcium (mg/L) Analysis Run 8/2/2022 3:45 PM
Plant McIntosh Client: Southern Company Data: McIntosh LF4 CCR

	GWC-17 (bg)	GWC-18 (bg)	GWC-19	GWC-20	GWC-21
4/19/2016		26	10.3		
4/20/2016	2.48				
4/21/2016				2.29	2.78
6/15/2016	2.2				
6/16/2016		33.2	10.4	2.4	2.9
8/9/2016	1.8				
8/10/2016			6.7	1.4	0.99
8/11/2016		18			
9/27/2016	1.9			1.4	1.3
9/28/2016		17	6.9		
11/15/2016	2.1		7.5	1.3	1.1
11/16/2016		17			
1/11/2017	2	15			
1/12/2017					0.93
1/13/2017				1.3	
1/16/2017			8		
3/1/2017	2.1	16	8.5	1.4	1
4/20/2017	2				
4/24/2017					1.1
4/25/2017		17	8.2	1.4	
10/11/2017	2.1				
10/12/2017		14	9.5	1.7	1.1
12/12/2017			9.1		
12/13/2017		12			
1/11/2018	2.1				1
1/12/2018		15	9.5	1.7	
7/11/2018	2.1	12	10	1.7	1.1
1/29/2019	2.2		9.2	1.8	
1/30/2019		14			1 (J)
3/27/2019	2	11	9.2	1.5	1.1
9/11/2019	2	13	8.2	1.5	1
4/1/2020	2.1	11	8.7	1.8	1.1
9/15/2020	2	10		1.5	1.1
9/16/2020			7.6		
3/16/2021	2		7	1.4	
3/17/2021		9.1			1.1
8/19/2021	2.2	9.3	6.9	1.3	1.2
2/22/2022	2			1.3	
2/23/2022		9.1	6.3		1.1

Time Series

Constituent: Calcium (mg/L) Analysis Run 8/2/2022 3:45 PM
Plant McIntosh Client: Southern Company Data: McIntosh LF4 CCR

	GWC-23	GWA-4A (bg)	GWA-5 (bg)	GWC-9
4/19/2016				0.431 (J)
4/20/2016		1.12	4.39	
6/14/2016		1.1	2.4	
6/15/2016				0.27 (J)
6/16/2016	15.6			
8/9/2016			2	
8/10/2016	10			0.13 (J)
8/11/2016		1.9		
9/27/2016		3.4	2.9	0.21 (J)
9/28/2016	8.5			
11/14/2016		3.1		
11/15/2016			2.5	0.27
11/16/2016	8.4			
1/10/2017		1.5		
1/11/2017			2.5	
1/13/2017				0.41
1/17/2017	3			
2/28/2017		1.1	2.7	
3/1/2017				0.25
3/2/2017	3.3			
4/20/2017		0.98	2.8	
4/24/2017				0.34
4/25/2017	2.5			
7/13/2017	2.1			
10/10/2017		0.8		
10/11/2017			3.3	
10/12/2017	1.5			0.21 (J)
1/10/2018		0.82	3.3	
1/12/2018	1.4			0.4
7/11/2018		1	3	
7/12/2018	1.2			0.49
1/29/2019		0.83	3.3	
1/30/2019	1.1 (J)			0.38 (J)
3/26/2019		0.53	2.8	
3/27/2019	1.4			0.28
9/10/2019		0.64	2.3	
9/11/2019	1.4			0.44 (J)
3/31/2020		0.8	2.9	
4/1/2020	1.4			0.2 (J)
9/15/2020	1.3		2.2	
9/16/2020		0.43 (J)		0.45 (J)
3/17/2021	0.99	0.33 (J)	2.4	0.51
8/19/2021	1.1	0.3 (J)	2.4	0.67
2/22/2022			2.3	
2/23/2022	0.92	0.35 (J)		1

Time Series

Constituent: Chloride (mg/L) Analysis Run 8/2/2022 3:45 PM
Plant McIntosh Client: Southern Company Data: McIntosh LF4 CCR

	GWA-13 (bg)	GWA-14 (bg)	GWA-16 (bg)	GWA-2 (bg)	GWA-3 (bg)
4/19/2016				5.01	9.4
4/20/2016	3.49	4.55	3.92		
6/14/2016	3.4	4.3		5	8.3
6/15/2016			3.8		
8/9/2016	3.7	4.5	4	5.1	8.6
9/26/2016				5.1	
9/27/2016	3.8	4.4	3.9		6.3
11/14/2016					6.1
11/15/2016	3.8	4.5	4	5.2	
1/10/2017				4.9	6.1
1/11/2017		4.3	3.7		
1/12/2017	3.5				
2/28/2017	3.6	4		4.7	6.2
3/1/2017			3.5		
4/19/2017				4.4	5
4/20/2017	3.4	4	3.6		
10/10/2017				4.7	
10/11/2017	3.4	4	3.5		4.1
1/10/2018	3.4			4.6	4.2
1/11/2018		3.9	3.4		
7/11/2018	3.4	4.2	3.7	5	4.3
1/29/2019	3.6	4	3.8	5	4
3/26/2019	3.5	4.1	3.6		
3/27/2019				4.5	3.5
9/10/2019	3.3	4	3.7		
9/11/2019				4.8	3.5
3/31/2020	3.7				
4/1/2020		4.2	3.8	4.9	3.7
9/15/2020	3.5	4.3	3.7	4.9	3.4
3/16/2021	4	4.1	4.1	4.9	3.6
8/17/2021		4.3	4	5.4	3.5
8/18/2021	4.1				
2/22/2022	3.8	4	3.7	4.6	3.4

Time Series

Constituent: Chloride (mg/L) Analysis Run 8/2/2022 3:45 PM
Plant McIntosh Client: Southern Company Data: McIntosh LF4 CCR

	GWC-1	GWC-10	GWC-11	GWC-12	GWA-15 (bg)
4/20/2016	6.68		4.9	3.61	
4/21/2016		6.41			3.99
6/15/2016	7		4.6	3.3	3.5
6/16/2016		6			
8/9/2016					4
8/10/2016	7	6.8	5.1	3.8	
9/27/2016	6.4	6.1	4.9	3.7	3.9
11/15/2016	6.6	6.7	5	3.9	4
1/11/2017					3.8
1/12/2017	7.3	6.5	4.7	3.6	
2/28/2017					3.5
3/1/2017	7.5	6.3	4.4	3.4	
4/20/2017	6.8			3.5	3.3
4/24/2017		6.1	4.4		
10/11/2017	7		4.5		3.5
10/12/2017		6		3.5	
1/11/2018	7.5	5.9	4.3	3.4	3.4
7/11/2018					3.8
7/12/2018	7	5.1	4.3	3.7	
1/29/2019					3.7
1/30/2019	6.8	5.6	4.6	3.7	
3/26/2019					3.8
3/27/2019	6.8	5.3	4	3.3	
9/11/2019	6	5.4	4.4	3.5	3.7
4/1/2020	5.9	6.9		3.7	3.8
4/2/2020			4.6		
9/15/2020	6.1	6.2	4.1		3.6
9/16/2020				3.5	
3/16/2021	5.8	7.2		3.8	
3/17/2021			4.6		4
8/18/2021	5.3	6.8	5.2	3.9	
8/19/2021					4.3
2/22/2022					3.7
2/23/2022	5.6	6.8	4.8	4.1	

Time Series

Constituent: Chloride (mg/L) Analysis Run 8/2/2022 3:45 PM
Plant McIntosh Client: Southern Company Data: McIntosh LF4 CCR

	GWC-17 (bg)	GWC-18 (bg)	GWC-19	GWC-20	GWC-21
4/19/2016		5.03	6.1		
4/20/2016	4.25				
4/21/2016				11.6	6.08
6/15/2016	4.1				
6/16/2016		4.7	5.7	10	5.8
8/9/2016	4.5				
8/10/2016			6.2	10	6.5
8/11/2016		5.3			
9/27/2016	4.4			8.9	6.4
9/28/2016		5.1	6.9		
11/15/2016	4.5		7.8	8.5	6.4
11/16/2016		5.2			
1/11/2017	4.2	5			
1/12/2017					6.3
1/13/2017				8.3	
1/16/2017			8.6		
3/1/2017	3.9	4.6	8.3	7.9	5.9
4/20/2017	4				
4/24/2017					5.9
4/25/2017		4.6	8.4	8.2	
10/11/2017	4.1				
10/12/2017		4.6	8.7	9.1	6.1
1/11/2018	4.1				5.8
1/12/2018		4.5	9	9	
7/11/2018	4.4	4.9	9.1	9.9	6.4
9/13/2018				8.9	
1/29/2019	4.5		8.2	8.8	
1/30/2019		4.8			6.7
3/27/2019	4.1	4.3	7.5	8.9	6.3
9/11/2019	4.3	4.5	7.7	8.7	6.7
4/1/2020	4.6	4.7	7.3	8.6	6.5
9/15/2020	4.3	4.4		8.7	6.5
9/16/2020			6.5		
3/16/2021	4.9		6.5	8	
3/17/2021		4.7			6.7
8/19/2021	4.8	5.1	6.7	8.8	6.7
2/22/2022	4.5			7.7	
2/23/2022		5	5.8		7.3

Time Series

Constituent: Chloride (mg/L) Analysis Run 8/2/2022 3:45 PM
Plant McIntosh Client: Southern Company Data: McIntosh LF4 CCR

	GWC-23	GWA-4A (bg)	GWA-5 (bg)	GWC-9
4/19/2016				14.4
4/20/2016		2.93	3.69	
6/14/2016		2.9	3.5	
6/15/2016				12
6/16/2016	5.1			
8/9/2016			3.7	
8/10/2016	4.4			13
8/11/2016		3.6		
9/27/2016		3.4	3.6	12
9/28/2016	4			
11/14/2016		4.2		
11/15/2016			3.7	11
11/16/2016	4.1			
1/10/2017		3.6		
1/11/2017			3.5	
1/13/2017				11
1/17/2017	4.3			
2/28/2017		3.3	3.3	
3/1/2017				11
3/2/2017	4			
4/20/2017		3.5	3.3	
4/24/2017				9.3
4/25/2017	4.1			
7/13/2017	4.2			
10/10/2017		3.9		
10/11/2017			3.2	
10/12/2017	4.3			9.8
12/12/2017				10
1/10/2018		3.3	3.2	
1/12/2018	4.3			9
7/11/2018		3.2	3.5	
7/12/2018	4.9			9.4
9/13/2018				9.1
1/29/2019		3.4	3.6	
1/30/2019	7.4			9.1
3/26/2019		3.7	3.6	
3/27/2019	4.2			10
6/17/2019				9.4
9/10/2019		3.6	3.5	
9/11/2019	4.6			9.3
3/31/2020		4.9	4.1	
4/1/2020	4.9			9.7
9/15/2020	5		18 (o)	
9/16/2020		3.5		8.6
3/17/2021	5.5	4.5	4.2	9.5
8/19/2021	6	3.5	4.3	7.9
2/22/2022			3.8	
2/23/2022	5.2	3.7		9.9

Time Series

Constituent: Chromium (mg/L) Analysis Run 8/2/2022 3:45 PM
 Plant McIntosh Client: Southern Company Data: McIntosh LF4 CCR

	GWA-13 (bg)	GWA-14 (bg)	GWA-16 (bg)	GWA-2 (bg)	GWA-3 (bg)
8/25/2004				<0.002	<0.002
9/11/2004				<0.002	0.0024
9/26/2004				<0.002	<0.002
10/13/2004				<0.002	<0.002
7/11/2005				<0.002	<0.002
12/7/2005				<0.002	<0.002
6/22/2006				0.0024	0.0021
11/28/2006				0.0019	0.0023
7/6/2007				0.0021	0.0049
12/13/2007				0.0021	0.0013
6/20/2008				0.0017	0.0025
12/7/2008				0.0018	0.0034
7/9/2009				0.0015	<0.002
12/28/2009				0.002	0.0021
6/22/2010				0.0017	0.0018
1/4/2011				0.002	
1/5/2011					0.077 (O)
7/9/2011				0.0027	0.004
1/20/2012					<0.002
1/21/2012				<0.002	
7/11/2012				0.0061 (O)	<0.002
1/19/2013					0.0013
1/20/2013				0.002	
7/18/2013					0.0022
7/19/2013				0.0021	
1/15/2014				0.0029	0.0019
7/11/2014				0.002	0.0014
1/15/2015					0.0011 (J)
1/16/2015				0.0026	
6/19/2015					0.0012 (J)
6/20/2015				0.002	
12/7/2015	<0.002	<0.002	<0.002		
12/14/2015			<0.002		
12/15/2015	<0.002	<0.002			
12/28/2015			<0.002		
12/29/2015	<0.002	<0.002			
1/16/2016				0.0015	0.0014
1/25/2016	<0.002	<0.002	<0.002		
4/19/2016				<0.002	<0.002
4/20/2016	<0.01 (o)	<0.002	<0.002		
6/14/2016	0.0094 (J)	0.00086 (J)		0.0017 (J)	0.00085 (J)
6/15/2016			0.00072 (J)		
8/9/2016	<0.002	<0.002	<0.002	0.0014 (J)	<0.002
9/26/2016				0.0016 (J)	
9/27/2016	<0.002	<0.002	<0.002		<0.002
11/14/2016					0.0011 (J)
11/15/2016	<0.002	<0.002	0.0011 (J)	0.0015 (J)	
1/10/2017				0.0015 (J)	0.0012 (J)
1/11/2017		<0.002	0.0012 (J)		
1/12/2017	<0.002				
2/28/2017	0.0049	0.0047		0.0044	0.004
3/1/2017			0.0052		

Time Series

Constituent: Chromium (mg/L) Analysis Run 8/2/2022 3:45 PM
Plant McIntosh Client: Southern Company Data: McIntosh LF4 CCR

	GWA-13 (bg)	GWA-14 (bg)	GWA-16 (bg)	GWA-2 (bg)	GWA-3 (bg)
4/19/2017				0.0011 (J)	0.0011 (J)
4/20/2017	0.0011 (J)	<0.002	0.0013 (J)		
7/17/2017				0.0011 (J)	
7/18/2017	<0.002				<0.002
7/19/2017		<0.002	0.0015 (J)		
1/10/2018	<0.002			0.0014 (J)	0.0012 (J)
1/11/2018		<0.002	0.0013 (J)		
7/11/2018	<0.002	<0.002	0.0012 (J)	0.0011 (J)	0.0011 (J)
1/29/2019	0.0037 (J)	<0.002	<0.002	<0.002	<0.002
3/26/2019	0.0014	<0.002	0.0015		
3/27/2019				0.0016	0.0014
9/10/2019	0.0052	0.004	0.004		
9/11/2019				0.004	0.0034
3/31/2020	0.0019 (J)				
4/1/2020		<0.002	0.024	0.0017 (J)	<0.002
9/15/2020	<0.002	<0.002	0.0015 (J)	0.0015 (J)	<0.002
3/16/2021	<0.002	<0.002	0.0017 (J)	0.0015 (J)	0.0015 (J)
8/17/2021		<0.002	0.0019 (J)	0.0016 (J)	0.0015 (J)
8/18/2021	<0.002				
2/22/2022	<0.002	<0.002	0.0015 (J)	0.0018 (J)	<0.002

Time Series

Constituent: Chromium (mg/L) Analysis Run 8/2/2022 3:45 PM
Plant McIntosh Client: Southern Company Data: McIntosh LF4 CCR

	GWC-1	GWC-10	GWC-11	GWC-12	GWA-15 (bg)
8/25/2004	<0.002	<0.002	0.0033	<0.002	
9/11/2004	<0.002	0.0027	0.0038	<0.002	
9/26/2004	<0.002	<0.002	0.0031	<0.002	
10/13/2004		<0.002	<0.002	<0.002	
7/11/2005	<0.002	0.0036	0.0039	<0.002	
12/7/2005	0.0021	0.0042	0.0053	<0.002	
6/22/2006	0.002	0.0045	0.0069	0.002	
11/28/2006	0.0024	0.0017	0.0056	0.0015	
7/6/2007	0.0034	<0.002	0.0063	0.0021	
12/13/2007	0.0029	<0.002	0.0058	0.0025	
6/20/2008	0.002	<0.002	0.013	0.0017	
12/7/2008	0.072 (Q)	<0.002	0.0048	0.0016	
2/6/2009	0.0035				
7/9/2009	0.0017				
7/10/2009		0.0021	0.0086	0.0017	
12/28/2009	<0.002			0.0018	
12/29/2009		0.0023	0.0077		
6/22/2010	<0.002	0.0051	0.0046	0.0018	
1/4/2011	0.0023	0.0026		0.0039	
1/5/2011			0.0053		
7/9/2011	0.005		0.007	0.0041	
7/10/2011		<0.002			
1/20/2012				<0.002	
1/21/2012	<0.002	<0.002	0.0073		
7/11/2012	0.0023	0.0018	0.01	0.0052	
1/19/2013			0.0058	0.0025	
1/20/2013	0.003	0.0014			
7/18/2013				0.0035	
7/19/2013	<0.002	0.0032	0.005		
1/15/2014	0.002		0.0081	0.0082	
1/16/2014		0.0058			
7/10/2014		0.0034			
7/11/2014	0.0012 (J)		0.0087	0.0048	
1/15/2015				0.0022	
1/16/2015	0.0011 (J)	0.0024	0.0061		
6/19/2015				0.0024	
6/20/2015	0.0028	0.0072	0.005		
12/7/2015					<0.002
12/15/2015					<0.002
12/28/2015					<0.002
1/14/2016			0.0045		
1/16/2016	0.0013	0.0076		0.002	
1/25/2016					<0.002
4/20/2016	<0.002		0.00856 (J)	<0.002	
4/21/2016		0.00617 (J)			<0.002
6/15/2016	0.0011 (J)		0.0061 (J)	0.0016 (J)	0.0008 (J)
6/16/2016		0.007 (J)			
8/9/2016					<0.002
8/10/2016	0.0015 (J)	0.0056	0.0052	0.0016 (J)	
9/27/2016	0.0018 (J)	0.0057	0.0051	0.0019 (J)	<0.002
11/15/2016	0.0019 (J)	0.0062	0.005	0.0017 (J)	<0.002
1/11/2017					<0.002

Time Series

Constituent: Chromium (mg/L) Analysis Run 8/2/2022 3:45 PM
Plant McIntosh Client: Southern Company Data: McIntosh LF4 CCR

	GWC-1	GWC-10	GWC-11	GWC-12	GWA-15 (bg)
1/12/2017	0.0012 (J)	0.0061	0.0051	0.0017 (J)	
1/23/2017	<0.002				
2/28/2017					0.0051
3/1/2017	0.0049	0.01	0.0088	0.0055	
4/20/2017	<0.002			0.0016 (J)	0.0012 (J)
4/24/2017		0.0053	0.0049		
7/19/2017	0.0017 (J)				0.0013 (J)
7/20/2017				0.0017 (J)	
7/24/2017		0.0055	0.0049		
1/11/2018	<0.002	0.0055	0.0044	0.0016 (J)	0.0011 (J)
7/11/2018					<0.002
7/12/2018	<0.002	0.0017 (J)	0.0023 (J)	0.0015 (J)	
1/29/2019					<0.002
1/30/2019	<0.002	0.0071 (J)	0.006 (J)	0.0039 (J)	
3/26/2019					0.0016
3/27/2019	<0.002	0.0035	0.0031	0.0019	
9/11/2019	0.0035	0.004	0.0071	0.0036	0.0038
4/1/2020	<0.002	0.0084		0.0019 (J)	0.0015 (J)
4/2/2020			0.0055		
9/15/2020	<0.002	0.0018 (J)	0.0028		<0.002
9/16/2020				0.0016 (J)	
3/16/2021	<0.002	0.0054		0.0019 (J)	
3/17/2021			0.0031		<0.002
8/18/2021	0.0018 (J)	0.0026	0.004	0.0037	
8/19/2021					<0.002
2/22/2022					<0.002
2/23/2022	<0.002	0.0031	0.005	0.0016 (J)	

Time Series

Constituent: Chromium (mg/L) Analysis Run 8/2/2022 3:45 PM
 Plant McIntosh Client: Southern Company Data: McIntosh LF4 CCR

	GWC-17 (bg)	GWC-18 (bg)	GWC-19	GWC-20	GWC-21
12/8/2015	<0.002	0.0012 (J)	0.0026		
12/9/2015				<0.002	<0.002
12/14/2015	<0.002	0.0018		<0.002	<0.002
12/15/2015			0.0017		
12/28/2015	<0.002	0.0017	0.0016		
12/29/2015				<0.002	<0.002
1/25/2016				<0.002	<0.002
1/26/2016	<0.002	0.0013	0.0016		
4/19/2016		0.00277 (J)	0.002		
4/20/2016	<0.002				
4/21/2016				<0.002	<0.002
6/15/2016	0.0018 (J)				
6/16/2016		0.0021 (J)	0.0016 (J)	0.0008 (J)	0.00031 (J)
8/9/2016	0.002 (J)				
8/10/2016			0.0016 (J)	<0.002	<0.002
8/11/2016		0.0023 (J)			
9/27/2016	0.0021 (J)			<0.002	0.35 (o)
9/28/2016		0.0022 (J)	<0.002		
11/15/2016	0.002 (J)		<0.002	<0.002	<0.002
11/16/2016		0.0019 (J)			
1/11/2017	0.0025	0.0025			
1/12/2017					<0.002
1/13/2017				<0.002	
1/16/2017			0.0013 (J)		
3/1/2017	0.0067	0.0065	0.0056	0.005	0.0044
4/20/2017	0.0024 (J)				
4/24/2017					<0.002
4/25/2017		0.0026	0.0019 (J)	<0.002	
7/19/2017	0.0025				
7/25/2017		0.0023 (J)	0.0013 (J)	<0.002	<0.002
1/11/2018	0.0026				<0.002
1/12/2018		0.002 (J)	0.0017 (J)	<0.002	
7/11/2018	0.0025	0.0022 (J)	0.0011 (J)	<0.002	<0.002
1/29/2019	0.0041 (J)		<0.002	<0.002	
1/30/2019		0.0049 (J)			<0.002
3/27/2019	0.0028	0.0025	0.0014	<0.002	<0.002
9/11/2019	0.0059	0.0049	0.0043	0.0034	0.0025
4/1/2020	0.0032	0.0025	0.0018 (J)	<0.002	<0.002
9/15/2020	0.0027	0.0025		<0.002	<0.002
9/16/2020			0.0015 (J)		
3/16/2021	0.0031		0.0017 (J)	<0.002	
3/17/2021		0.0027			<0.002
8/19/2021	0.0027	0.0025	0.0015 (J)	0.0018 (J)	<0.002
2/22/2022	0.003			<0.002	
2/23/2022		0.0025	0.0016 (J)		<0.002

Time Series

Constituent: Chromium (mg/L) Analysis Run 8/2/2022 3:45 PM
 Plant McIntosh Client: Southern Company Data: McIntosh LF4 CCR

	GWC-23	GWA-4A (bg)	GWA-5 (bg)	GWC-9
8/25/2004		0.0022	0.22 (O)	<0.002
9/11/2004		<0.002	<0.002	<0.002
9/26/2004		<0.002	<0.002	<0.002
10/13/2004		<0.002	<0.002	<0.002
7/11/2005		<0.002	0.0023	<0.002
12/7/2005		<0.002	<0.002	<0.002
6/22/2006		<0.002	<0.002	<0.002
11/28/2006		<0.002	<0.002	<0.002
7/6/2007		<0.002	<0.002	0.0017
12/13/2007		<0.002	<0.002	0.0021
6/20/2008		<0.002	<0.002	0.0021
12/7/2008		<0.002	<0.002	0.0018
7/9/2009		<0.002	<0.002	0.0024
12/29/2009			0.004	0.0021
12/30/2009		0.0078		
6/22/2010		<0.002	<0.002	<0.002
1/4/2011		0.0037	0.0027	
1/5/2011				0.0034
7/9/2011			<0.002	0.0018
7/10/2011		<0.002		
1/21/2012		<0.002	<0.002	<0.002
7/11/2012		0.0096	0.0038	0.0038
1/19/2013			0.002	0.0065 (o)
1/20/2013		0.0052		
7/18/2013			0.0023	0.0029
7/19/2013		0.002		
1/15/2014			0.0012 (J)	<0.002
1/16/2014		0.0061		
7/10/2014		<0.002	0.0012 (J)	<0.002
1/15/2015			<0.002	
1/16/2015		0.002		<0.002
6/19/2015			0.0037	
6/20/2015		0.0011 (J)		<0.002
1/14/2016		0.0011 (J)	<0.002	<0.002
4/19/2016				<0.002
4/20/2016		<0.002	<0.002	
6/14/2016		0.0013 (J)	0.0011 (J)	
6/15/2016				0.00021
6/16/2016	0.00023 (J)			
8/9/2016			<0.002	
8/10/2016	<0.002			<0.002
8/11/2016		<0.002		
9/27/2016		<0.002	<0.002	<0.002
9/28/2016	<0.002			
11/14/2016		<0.002		
11/15/2016			<0.002	<0.002
11/16/2016	<0.002			
1/10/2017		<0.002		
1/11/2017			<0.002	
1/13/2017				0.0012 (J)
1/17/2017	<0.002			
1/19/2017			0.002 (J)	

Time Series

Constituent: Chromium (mg/L) Analysis Run 8/2/2022 3:45 PM
Plant McIntosh Client: Southern Company Data: McIntosh LF4 CCR

	GWC-23	GWA-4A (bg)	GWA-5 (bg)	GWC-9
1/24/2017			<0.002	
2/28/2017		0.0048	0.0054	
3/1/2017				0.0043
3/2/2017	0.0017 (J)			
4/20/2017		<0.002	0.0013 (J)	
4/24/2017				<0.002
4/25/2017	<0.002			
7/13/2017	<0.002			
7/18/2017		<0.002	<0.002	
7/24/2017				<0.002
7/25/2017	<0.002			
1/10/2018		<0.002	<0.002	
1/12/2018	<0.002			<0.002
7/11/2018		<0.002	<0.002	
7/12/2018	<0.002			<0.002
1/29/2019		<0.002	<0.002	
1/30/2019	<0.002			<0.002
3/26/2019		<0.002	<0.002	
3/27/2019	<0.002			<0.002
9/10/2019		0.0031	0.0041	
9/11/2019	0.004			0.0025
3/31/2020		<0.002	<0.002	
4/1/2020	0.0022			<0.002
9/15/2020	0.0023		<0.002	
9/16/2020		<0.002		<0.002
3/17/2021	0.0027	<0.002	<0.002	<0.002
8/19/2021	0.0023	<0.002	<0.002	<0.002
2/22/2022			<0.002	
2/23/2022	0.0028	<0.002		<0.002

Time Series

Constituent: Cobalt (mg/L) Analysis Run 8/2/2022 3:45 PM
Plant McIntosh Client: Southern Company Data: McIntosh LF4 CCR

	GWA-13 (bg)	GWA-14 (bg)	GWA-16 (bg)	GWA-2 (bg)	GWA-3 (bg)
8/25/2004				<0.0025	<0.0025
9/11/2004				<0.0025	<0.0025
9/26/2004				<0.0025	<0.0025
10/13/2004				<0.0025	<0.0025
7/11/2005				<0.0025	<0.0025
12/7/2005				<0.0025	<0.0025
6/22/2006				<0.0025	<0.0025
11/28/2006				<0.0025	<0.0025
7/6/2007				<0.0025	<0.0025
12/13/2007				<0.0025	<0.0025
6/20/2008				<0.0025	<0.0025
12/7/2008				<0.0025	<0.0025
7/9/2009				<0.0025	<0.0025
12/28/2009				<0.0025	<0.0025
6/22/2010				<0.0025	<0.0025
1/4/2011				<0.0025	
1/5/2011					0.0066 (o)
7/9/2011				<0.0025	<0.0025
1/20/2012					<0.0025
1/21/2012				<0.0025	
7/11/2012				0.0017	<0.0025
1/19/2013					<0.0025
1/20/2013				<0.0025	
7/18/2013					<0.0025
7/19/2013				<0.0025	
1/15/2014				0.0011 (J)	<0.0025
7/11/2014				0.0012 (J)	<0.0025
1/15/2015					<0.0025
1/16/2015				0.00083 (J)	
6/19/2015					<0.0025
6/20/2015				0.0013	
12/7/2015	0.0012 (J)	0.001 (J)	0.0012 (J)		
12/14/2015			0.001 (J)		
12/15/2015	0.00099 (J)	0.00078 (J)			
12/28/2015			0.0012 (J)		
12/29/2015	0.0012 (J)	0.00094 (J)			
1/13/2016	0.0012 (J)	0.001 (J)	0.001 (J)		
1/16/2016				0.0012 (J)	<0.0025
1/25/2016	0.00095 (J)	0.00085 (J)	0.00089 (J)		
4/19/2016				<0.0025	<0.0025
4/20/2016	<0.0025	<0.0025	<0.0025		
6/14/2016	0.00072 (J)	0.00048 (J)		0.001 (J)	0.00044 (J)
6/15/2016			0.00063 (J)		
8/9/2016	0.00041 (J)	0.00045 (J)	0.00055 (J)	0.0012 (J)	0.00042 (J)
9/26/2016				0.0012 (J)	
9/27/2016	0.00058 (J)	0.00046 (J)	0.00059 (J)		0.00042 (J)
11/14/2016					<0.0025
11/15/2016	0.00048 (J)	<0.0025	0.0005 (J)	0.0013 (J)	
1/10/2017				0.0011 (J)	<0.0025
1/11/2017		<0.0025	0.00044 (J)		
1/12/2017	0.0014 (J)				
2/28/2017	0.00075 (J)	0.00051 (J)		0.0014 (J)	0.00048 (J)

Time Series

Constituent: Cobalt (mg/L) Analysis Run 8/2/2022 3:45 PM
Plant McIntosh Client: Southern Company Data: McIntosh LF4 CCR

	GWA-13 (bg)	GWA-14 (bg)	GWA-16 (bg)	GWA-2 (bg)	GWA-3 (bg)
3/1/2017			0.00066 (J)		
4/19/2017				0.0012 (J)	<0.0025
4/20/2017	0.0005 (J)	<0.0025	0.00045 (J)		
7/17/2017				0.0013 (J)	
7/18/2017	0.00051 (J)				<0.0025
7/19/2017		<0.0025	0.00047 (J)		
1/10/2018	0.00049 (J)			0.0013 (J)	<0.0025
1/11/2018		<0.0025	0.00043 (J)		
7/11/2018	<0.0025	<0.0025	0.00043 (J)	0.0013 (J)	<0.0025
1/29/2019	0.00043 (J)	0.00029 (J)	0.00044 (J)	0.001 (J)	0.00035 (J)
3/26/2019	<0.0025	<0.0025	<0.0025		
3/27/2019				0.0011	<0.0025
9/10/2019	0.00064	0.00042 (J)	0.0005		
9/11/2019				0.0015	0.00039 (J)
3/31/2020	0.00034 (J)				
4/1/2020		0.00033 (J)	0.00036 (J)	0.0013 (J)	0.00024 (J)
9/15/2020	<0.0025	<0.0025	<0.0025	0.00099 (J)	<0.0025
3/16/2021	0.0005 (J)	0.00035 (J)	0.00047 (J)	0.0013 (J)	0.00033 (J)
8/17/2021		0.00048 (J)	0.00043 (J)	0.0015 (J)	0.00039 (J)
8/18/2021	0.00058 (J)				
2/22/2022	0.00052 (J)	0.00042 (J)	0.00048 (J)	0.0015 (J)	0.00037 (J)

Time Series

Constituent: Cobalt (mg/L) Analysis Run 8/2/2022 3:45 PM
 Plant McIntosh Client: Southern Company Data: McIntosh LF4 CCR

	GWC-1	GWC-10	GWC-11	GWC-12	GWA-15 (bg)
8/25/2004	<0.0025	<0.0025	<0.0025	<0.0025	
9/11/2004	<0.0025	<0.0025	<0.0025	<0.0025	
9/26/2004	<0.0025	<0.0025	<0.0025	<0.0025	
10/13/2004		<0.0025	<0.0025	<0.0025	
7/11/2005	<0.0025	<0.0025	<0.0025	<0.0025	
12/7/2005	<0.0025	<0.0025	<0.0025	<0.0025	
6/22/2006	<0.0025	<0.0025	<0.0025	<0.0025	
11/28/2006	<0.0025	<0.0025	<0.0025	<0.0025	
7/6/2007	<0.0025	<0.0025	<0.0025	<0.0025	
12/13/2007	<0.0025	<0.0025	<0.0025	<0.0025	
6/20/2008	<0.0025	<0.0025	<0.0025	<0.0025	
12/7/2008	<0.0025	<0.0025	<0.0025	<0.0025	
7/9/2009	<0.0025				
7/10/2009		<0.0025	<0.0025	<0.0025	
12/28/2009	<0.0025			<0.0025	
12/29/2009		<0.0025	0.0071		
6/22/2010	<0.0025	<0.0025	<0.0025	<0.0025	
1/4/2011	<0.0025	<0.0025		<0.0025	
1/5/2011			<0.0025		
7/9/2011	<0.0025		0.0037	0.0039	
7/10/2011		<0.0025			
1/20/2012				<0.0025	
1/21/2012	<0.0025	<0.0025	0.0062		
7/11/2012	0.0013	<0.0025	0.007	0.012 (o)	
1/19/2013			<0.0025	<0.0025	
1/20/2013	0.0013	<0.0025			
7/18/2013				<0.0025	
7/19/2013	0.0015	<0.0025	<0.0025		
1/15/2014	0.0017		0.0028	0.005	
1/16/2014		<0.0025			
7/10/2014		<0.0025			
7/11/2014	0.0018		<0.0025	0.00079 (J)	
1/15/2015				0.00069 (J)	
1/16/2015	0.0019	<0.0025	0.0048		
6/19/2015				0.0007 (J)	
6/20/2015	0.002	0.0006 (J)	<0.0025		
12/7/2015					0.0011 (J)
12/15/2015					0.0011 (J)
12/28/2015					0.0016
1/13/2016					0.0016
1/14/2016			<0.0025		
1/16/2016	0.0015	<0.0025		0.00061 (J)	
1/25/2016					0.0014
4/20/2016	<0.0025		<0.0025	<0.0025	
4/21/2016		<0.0025			<0.0025
6/15/2016	0.0015 (J)		0.00011 (J)	0.00051 (J)	0.00047 (J)
6/16/2016		1E-05 (J)			
8/9/2016					<0.0025
8/10/2016	0.0016 (J)	<0.0025	<0.0025	0.00052 (J)	
9/27/2016	0.0016 (J)	<0.0025	<0.0025	0.00077 (J)	0.00045 (J)
11/15/2016	0.0015 (J)	<0.0025	<0.0025	0.00055 (J)	0.00048 (J)
1/11/2017					0.00046 (J)

Time Series

Constituent: Cobalt (mg/L) Analysis Run 8/2/2022 3:45 PM
Plant McIntosh Client: Southern Company Data: McIntosh LF4 CCR

	GWC-1	GWC-10	GWC-11	GWC-12	GWA-15 (bg)
1/12/2017	0.0016 (J)	<0.0025	<0.0025	0.0005 (J)	
1/23/2017	<0.0025				
2/28/2017					0.00061 (J)
3/1/2017	0.0021 (J)	<0.0025	<0.0025	0.00079 (J)	
4/20/2017	0.0018 (J)			0.00056 (J)	0.00042 (J)
4/24/2017		<0.0025	<0.0025		
7/19/2017	0.0015 (J)				0.00041 (J)
7/20/2017				0.00051 (J)	
7/24/2017		<0.0025	<0.0025		
1/11/2018	0.0019 (J)	<0.0025	<0.0025	0.0006 (J)	0.00044 (J)
7/11/2018					0.0004 (J)
7/12/2018	0.0018 (J)	<0.0025	<0.0025	0.00056 (J)	
1/29/2019					0.00037 (J)
1/30/2019	<0.0025	<0.0025	<0.0025	<0.0025	
3/26/2019					<0.0025
3/27/2019	0.0017	<0.0025	<0.0025	0.00051	
9/11/2019	0.002	0.0001 (J)	<0.0025	0.00067	0.00044 (J)
4/1/2020	0.0016 (J)	<0.0025		0.00051 (J)	0.00036 (J)
4/2/2020			<0.0025		
9/15/2020	0.0014 (J)	<0.0025	<0.0025		<0.0025
9/16/2020				0.00023 (J)	
3/16/2021	0.0017 (J)	<0.0025		0.00058 (J)	
3/17/2021			0.00016 (J)		0.0004 (J)
8/18/2021	0.0018 (J)	<0.0025	<0.0025	0.00065 (J)	
8/19/2021					0.0004 (J)
2/22/2022					0.00051 (J)
2/23/2022	0.0017 (J)	<0.0025	<0.0025	0.00049 (J)	

Time Series

Constituent: Cobalt (mg/L) Analysis Run 8/2/2022 3:45 PM
 Plant McIntosh Client: Southern Company Data: McIntosh LF4 CCR

	GWC-17 (bg)	GWC-18 (bg)	GWC-19	GWC-20	GWC-21
12/8/2015	0.0018	<0.0025	0.00084 (J)		
12/9/2015				0.0055	0.0013
12/14/2015	0.0016	<0.0025		0.0073	0.0014
12/15/2015			0.00063 (J)		
12/28/2015	0.0015	<0.0025	0.00071 (J)		
12/29/2015				0.0076	0.0018
1/13/2016	0.0013				
1/14/2016		<0.0025	<0.0025	0.0056	0.0018
1/25/2016				0.0061	0.0019
1/26/2016	0.0012 (J)	<0.0025	<0.0025		
4/19/2016		<0.0025	<0.0025		
4/20/2016	<0.0025				
4/21/2016				0.00468 (J)	<0.0025
6/15/2016	0.00073 (J)				
6/16/2016		0.00017 (J)	6.7E-05 (J)	0.0032 (J)	0.0021 (J)
8/9/2016	0.00069 (J)				
8/10/2016			<0.0025	0.0025	0.0015 (J)
8/11/2016		<0.0025			
9/27/2016	0.00081 (J)			0.0023 (J)	0.015 (o)
9/28/2016		<0.0025	<0.0025		
11/15/2016	0.00071 (J)		<0.0025	0.0019 (J)	0.0017 (J)
11/16/2016		<0.0025			
1/11/2017	0.00062 (J)	<0.0025			
1/12/2017					0.0014 (J)
1/13/2017				0.0017 (J)	
1/16/2017			<0.0025		
3/1/2017	0.00081 (J)	<0.0025	<0.0025	0.0021 (J)	0.0019 (J)
4/20/2017	0.00053 (J)				
4/24/2017					0.0015 (J)
4/25/2017		<0.0025	<0.0025	0.0016 (J)	
7/19/2017	0.00051 (J)				
7/25/2017		<0.0025	<0.0025	0.0016 (J)	0.0014 (J)
1/11/2018	0.00046 (J)				0.0013 (J)
1/12/2018		<0.0025	<0.0025	0.0014 (J)	
7/11/2018	<0.0025	<0.0025	<0.0025	0.0013 (J)	0.0012 (J)
1/29/2019	0.00038 (J)		<0.0025	0.00084 (J)	
1/30/2019		<0.0025			<0.0025
3/27/2019	<0.0025	<0.0025	<0.0025	0.0012	0.001
9/11/2019	0.00034 (J)	8.2E-05 (J)	9.9E-05 (J)	0.0014	0.0012
4/1/2020	0.00023 (J)	<0.0025	<0.0025	0.00094 (J)	0.00088 (J)
9/15/2020	<0.0025	<0.0025		0.00097 (J)	0.00088 (J)
9/16/2020			<0.0025		
3/16/2021	0.00027 (J)		<0.0025	0.0009 (J)	
3/17/2021		<0.0025			0.00092 (J)
8/19/2021	0.00023 (J)	<0.0025	<0.0025	0.00088 (J)	0.00077 (J)
2/22/2022	<0.0025			0.0009 (J)	
2/23/2022		<0.0025	<0.0025		0.00079 (J)

Time Series

Constituent: Cobalt (mg/L) Analysis Run 8/2/2022 3:45 PM
 Plant McIntosh Client: Southern Company Data: McIntosh LF4 CCR

	GWC-23	GWA-4A (bg)	GWA-5 (bg)	GWC-9
8/25/2004		<0.0025	<0.0025	<0.0025
9/11/2004		<0.0025	<0.0025	<0.0025
9/26/2004		<0.0025	<0.0025	<0.0025
10/13/2004		<0.0025	<0.0025	<0.0025
7/11/2005		<0.0025	<0.0025	<0.0025
12/7/2005		<0.0025	<0.0025	<0.0025
6/22/2006		<0.0025	<0.0025	<0.0025
11/28/2006		<0.0025	<0.0025	<0.0025
7/6/2007		<0.0025	<0.0025	<0.0025
12/13/2007		<0.0025	<0.0025	<0.0025
6/20/2008		<0.0025	<0.0025	<0.0025
12/7/2008		<0.0025	<0.0025	<0.0025
7/9/2009		<0.0025	<0.0025	<0.0025
12/29/2009			0.011	<0.0025
12/30/2009		0.013		
6/22/2010		<0.0025	<0.0025	<0.0025
1/4/2011		<0.0025	<0.0025	
1/5/2011				<0.0025
7/9/2011			<0.0025	<0.0025
7/10/2011		<0.0025		
1/21/2012		0.0061	<0.0025	<0.0025
7/11/2012		0.01	0.0072	0.0013
1/19/2013			<0.0025	0.0055
1/20/2013		0.0033		
7/18/2013			<0.0025	<0.0025
7/19/2013		<0.0025		
1/15/2014			0.00075 (J)	0.00052 (J)
1/16/2014		0.0027		
7/10/2014		<0.0025	0.0007 (J)	0.00055 (J)
1/15/2015			0.0007 (J)	
1/16/2015		0.0077		<0.0025
6/19/2015			0.0011 (J)	
6/20/2015		<0.0025		0.00052 (J)
1/14/2016		<0.0025	0.00064 (J)	0.00051 (J)
4/19/2016				<0.0025
4/20/2016		<0.0025	<0.0025	
6/14/2016		0.0004 (J)	0.0006 (J)	
6/15/2016				0.00052 (J)
6/16/2016	0.0019 (J)			
8/9/2016			0.00062 (J)	
8/10/2016	0.0051			0.0006 (J)
8/11/2016		0.0046		
9/27/2016		0.001 (J)	0.00059 (J)	0.00063 (J)
9/28/2016	0.0058			
11/14/2016		<0.0025		
11/15/2016			0.00064 (J)	0.00053 (J)
11/16/2016	0.0063			
1/10/2017		0.00044 (J)		
1/11/2017			0.00064 (J)	
1/13/2017				0.00052 (J)
1/17/2017	0.0057			
1/19/2017			0.00046 (J)	

Time Series

Constituent: Cobalt (mg/L) Analysis Run 8/2/2022 3:45 PM
Plant McIntosh Client: Southern Company Data: McIntosh LF4 CCR

	GWC-23	GWA-4A (bg)	GWA-5 (bg)	GWC-9
1/24/2017			0.009	
2/28/2017		0.001 (J)	0.00078 (J)	
3/1/2017				0.00084 (J)
3/2/2017	0.0095			
4/20/2017		0.00059 (J)	0.00065 (J)	
4/24/2017				0.00055 (J)
4/25/2017	0.0078			
7/13/2017	0.0061			
7/18/2017		0.00079 (J)	0.00069 (J)	
7/24/2017				0.00058 (J)
7/25/2017	0.0074			
1/10/2018		0.0018 (J)	0.00068 (J)	
1/12/2018	0.0072			0.00054 (J)
7/11/2018		0.0044	0.00071 (J)	
7/12/2018	0.0077			0.00072 (J)
1/29/2019		0.0033	0.00064 (J)	
1/30/2019	0.0061			<0.0025
3/26/2019		0.0037	0.00064	
3/27/2019	0.006			0.00051
9/10/2019		0.0031	0.00074	
9/11/2019	0.0059			0.00083
3/31/2020		0.0038	0.00067 (J)	
4/1/2020	0.0037			0.00042 (J)
9/15/2020	0.0032		0.0005 (J)	
9/16/2020		0.0014 (J)		0.00037 (J)
3/17/2021	0.0035	0.0014 (J)	0.00083 (J)	0.00092 (J)
8/19/2021	0.0025	0.0013 (J)	0.00079 (J)	0.00063 (J)
2/22/2022			0.00076 (J)	
2/23/2022	0.0026	0.0013 (J)		0.00064 (J)

Time Series

Constituent: Copper (mg/L) Analysis Run 8/2/2022 3:45 PM
 Plant McIntosh Client: Southern Company Data: McIntosh LF4 CCR

	GWA-13 (bg)	GWA-14 (bg)	GWA-16 (bg)	GWA-2 (bg)	GWA-3 (bg)
8/25/2004				<0.002	<0.002
9/11/2004				0.003	<0.002
9/26/2004				<0.002	0.0029
10/13/2004				<0.002	<0.002
7/11/2005				<0.002	<0.002
12/7/2005				<0.002	<0.002
6/22/2006				<0.002	0.0026
11/28/2006				<0.002	<0.002
7/6/2007				<0.002	0.0034
12/13/2007				<0.002	<0.002
6/20/2008				<0.002	<0.002
12/7/2008				<0.002	<0.002
7/9/2009				<0.002	<0.002
12/28/2009				<0.002	<0.002
6/22/2010				<0.002	<0.002
1/4/2011				<0.002	
1/5/2011					0.014 (o)
7/9/2011				<0.002	<0.002
1/20/2012					<0.002
1/21/2012				<0.002	
7/11/2012				<0.002	<0.002
1/19/2013					<0.002
1/20/2013				<0.002	
7/18/2013					<0.002
7/19/2013				<0.002	
1/15/2014				<0.002	<0.002
7/11/2014				<0.002	<0.002
1/15/2015					<0.002
1/16/2015				<0.002	
6/19/2015					<0.002
6/20/2015				<0.002	
12/7/2015	<0.002	<0.002	0.001 (J)		
12/14/2015			<0.002		
12/15/2015	<0.002	<0.002			
12/28/2015			<0.002		
12/29/2015	<0.002	<0.002			
1/13/2016	<0.002	<0.002	<0.002		
1/16/2016				<0.002	<0.002
1/25/2016	<0.002	0.0014 (J)	0.00081 (J)		
6/14/2016	<0.002	<0.002		<0.002	<0.002
6/15/2016			<0.002		
1/10/2017				<0.002	<0.002
1/11/2017		<0.002	<0.002		
1/12/2017	<0.002				
7/17/2017				<0.002	
7/18/2017	<0.002				<0.002
7/19/2017		<0.002	<0.002		
1/10/2018	<0.002			<0.002	<0.002
1/11/2018		<0.002	<0.002		
7/11/2018	<0.002	<0.002	<0.002	<0.002	<0.002
1/29/2019	<0.002	<0.002	<0.002	<0.002	<0.002
3/26/2019	<0.002	<0.002	<0.002		

Time Series

Constituent: Copper (mg/L) Analysis Run 8/2/2022 3:45 PM
Plant McIntosh Client: Southern Company Data: McIntosh LF4 CCR

	GWA-13 (bg)	GWA-14 (bg)	GWA-16 (bg)	GWA-2 (bg)	GWA-3 (bg)
3/27/2019				<0.002	<0.002
9/10/2019	0.00066 (J)	0.00076 (J)	<0.002		
9/11/2019				<0.002	0.00092 (J)
3/31/2020	<0.002				
4/1/2020		<0.002	<0.002	<0.002	<0.002
9/15/2020	<0.002	<0.002	<0.002	<0.002	0.00095 (J)
3/16/2021	<0.002	<0.002	<0.002	<0.002	<0.002
8/17/2021		<0.002	<0.002	<0.002	<0.002
8/18/2021	<0.002				
2/22/2022	<0.002	<0.002	<0.002	<0.002	<0.002

Time Series

Constituent: Copper (mg/L) Analysis Run 8/2/2022 3:45 PM
Plant McIntosh Client: Southern Company Data: McIntosh LF4 CCR

	GWC-1	GWC-10	GWC-11	GWC-12	GWA-15 (bg)
8/25/2004	<0.002	<0.002	<0.002	<0.002	
9/11/2004	<0.002	<0.002	<0.002	<0.002	
9/26/2004	<0.002	<0.002	<0.002	<0.002	
10/13/2004		<0.002	<0.002	<0.002	
7/11/2005	<0.002	<0.002	<0.002	<0.002	
12/7/2005	<0.002	<0.002	<0.002	<0.002	
6/22/2006	<0.002	<0.002	<0.002	<0.002	
11/28/2006	<0.002	<0.002	0.0027	<0.002	
7/6/2007	<0.002	<0.002	<0.002	<0.002	
12/13/2007	<0.002	<0.002	<0.002	<0.002	
6/20/2008	<0.002	<0.002	<0.002	<0.002	
12/7/2008	<0.002	<0.002	<0.002	<0.002	
7/9/2009	<0.002				
7/10/2009		<0.002	<0.002	<0.002	
12/28/2009	<0.002			<0.002	
12/29/2009		<0.002	<0.002		
6/22/2010	<0.002	<0.002	<0.002	<0.002	
1/4/2011	<0.002	<0.002		<0.002	
1/5/2011			<0.002		
7/9/2011	<0.002		<0.002	<0.002	
7/10/2011		<0.002			
1/20/2012				<0.002	
1/21/2012	<0.002	<0.002	<0.002		
7/11/2012	<0.002	<0.002	<0.002	<0.002	
1/19/2013			<0.002	<0.002	
1/20/2013	<0.002	<0.002			
7/18/2013				<0.002	
7/19/2013	<0.002	<0.002	<0.002		
1/15/2014	<0.002		<0.002	<0.002	
1/16/2014		<0.002			
7/10/2014		<0.002			
7/11/2014	<0.002		0.0014 (J)	<0.002	
1/15/2015				<0.002	
1/16/2015	<0.002	<0.002	<0.002		
6/19/2015				<0.002	
6/20/2015	<0.002	<0.002	<0.002		
12/7/2015					0.00084 (J)
12/15/2015					<0.002
12/28/2015					<0.002
1/13/2016					<0.002
1/14/2016			<0.002		
1/16/2016	<0.002	<0.002		<0.002	
1/25/2016					<0.002
6/15/2016	<0.002		<0.002	<0.002	<0.002
6/16/2016		<0.002			
1/11/2017					<0.002
1/12/2017	<0.002	<0.002	<0.002	<0.002	
7/19/2017	<0.002				<0.002
7/20/2017				<0.002	
7/24/2017		<0.002	<0.002		
1/11/2018	<0.002	<0.002	<0.002	<0.002	<0.002
7/11/2018					<0.002

Time Series

Constituent: Copper (mg/L) Analysis Run 8/2/2022 3:45 PM
Plant McIntosh Client: Southern Company Data: McIntosh LF4 CCR

	GWC-1	GWC-10	GWC-11	GWC-12	GWA-15 (bg)
7/12/2018	<0.002	<0.002	<0.002	<0.002	
1/29/2019					<0.002
1/30/2019	<0.002	<0.002	<0.002	<0.002	
3/26/2019					<0.002
3/27/2019	<0.002	<0.002	<0.002	<0.002	
9/11/2019	0.001 (J)	<0.002	<0.002	0.00069 (J)	<0.002
4/1/2020	<0.002	<0.002		<0.002	<0.002
4/2/2020			0.0013 (J)		
9/15/2020	<0.002	<0.002	<0.002		<0.002
9/16/2020				<0.002	
3/16/2021	<0.002	<0.002		<0.002	
3/17/2021			0.0019 (J)		<0.002
8/18/2021	<0.002	<0.002	<0.002	0.00096 (J)	
8/19/2021					<0.002
2/22/2022					<0.002
2/23/2022	<0.002	<0.002	<0.002	<0.002	

Time Series

Constituent: Copper (mg/L) Analysis Run 8/2/2022 3:45 PM
Plant McIntosh Client: Southern Company Data: McIntosh LF4 CCR

	GWC-17 (bg)	GWC-18 (bg)	GWC-19	GWC-20	GWC-21
12/8/2015	0.0021 (J)	<0.002	<0.002		
12/9/2015				<0.002	<0.002
12/14/2015	0.0018 (J)	0.00096 (J)		<0.002	<0.002
12/15/2015			<0.002		
12/28/2015	<0.002	<0.002	<0.002		
12/29/2015				<0.002	0.00082 (J)
1/13/2016	<0.002				
1/14/2016		<0.002	<0.002	<0.002	0.0064 (o)
1/25/2016				<0.002	<0.002
1/26/2016	<0.002	<0.002	<0.002		
6/15/2016	<0.002				
6/16/2016		0.00068 (J)	0.00024 (J)	0.00032 (J)	0.00042 (J)
1/11/2017	<0.002	<0.002			
1/12/2017					<0.002
1/13/2017				<0.002	
1/16/2017			<0.002		
7/19/2017	<0.002				
7/25/2017		<0.002	<0.002	<0.002	<0.002
1/11/2018	<0.002				<0.002
1/12/2018		<0.002	<0.002	<0.002	
7/11/2018	<0.002	<0.002	<0.002	<0.002	<0.002
1/29/2019	<0.002		<0.002	<0.002	
1/30/2019		0.0021 (J)			<0.002
3/27/2019	<0.002	<0.002	<0.002	<0.002	<0.002
9/11/2019	0.0012 (J)	0.0011 (J)	0.00085 (J)	0.0012 (J)	0.00066 (J)
4/1/2020	<0.002	<0.002	<0.002	<0.002	<0.002
9/15/2020	<0.002	<0.002		<0.002	<0.002
9/16/2020			<0.002		
3/16/2021	<0.002		<0.002	<0.002	
3/17/2021		0.001 (J)			<0.002
8/19/2021	<0.002	0.00089 (J)	<0.002	<0.002	<0.002
2/22/2022	<0.002			<0.002	
2/23/2022		<0.002	<0.002		<0.002

Time Series

Constituent: Copper (mg/L) Analysis Run 8/2/2022 3:45 PM
Plant McIntosh Client: Southern Company Data: McIntosh LF4 CCR

	GWC-23	GWA-4A (bg)	GWA-5 (bg)	GWC-9
8/25/2004		0.0023	<0.002	<0.002
9/11/2004		<0.002	<0.002	<0.002
9/26/2004		<0.002	<0.002	0.0021
10/13/2004		<0.002	<0.002	<0.002
7/11/2005		<0.002	<0.002	<0.002
12/7/2005		<0.002	<0.002	<0.002
6/22/2006		<0.002	<0.002	<0.002
11/28/2006		<0.002	<0.002	<0.002
7/6/2007		<0.002	<0.002	<0.002
12/13/2007		<0.002	<0.002	<0.002
6/20/2008		<0.002	<0.002	<0.002
12/7/2008		<0.002	<0.002	<0.002
7/9/2009		<0.002	<0.002	<0.002
12/29/2009			<0.002	<0.002
12/30/2009		<0.002		
6/22/2010		<0.002	<0.002	<0.002
1/4/2011		<0.002	<0.002	
1/5/2011				<0.002
7/9/2011			<0.002	<0.002
7/10/2011		<0.002		
1/21/2012		<0.002	<0.002	<0.002
7/11/2012		<0.002	<0.002	<0.002
1/19/2013			<0.002	<0.002
1/20/2013		<0.002		
7/18/2013			<0.002	<0.002
7/19/2013		<0.002		
1/15/2014			<0.002	<0.002
1/16/2014		<0.002		
7/10/2014		<0.002	<0.002	<0.002
1/15/2015			<0.002	
1/16/2015		<0.002		<0.002
6/19/2015			<0.002	
6/20/2015		<0.002		<0.002
1/14/2016		<0.002	0.00084 (J)	<0.002
6/14/2016		<0.002	0.0021 (J)	
6/15/2016				<0.002
6/16/2016	0.0011 (J)			
1/10/2017		<0.002		
1/11/2017			<0.002	
1/13/2017				<0.002
1/17/2017	<0.002			
7/18/2017		<0.002	<0.002	
7/24/2017				<0.002
7/25/2017	<0.002			
1/10/2018		<0.002	<0.002	
1/12/2018	<0.002			<0.002
7/11/2018		<0.002	<0.002	
7/12/2018	<0.002			<0.002
1/29/2019		<0.002	<0.002	
1/30/2019	<0.002			0.002 (J)
3/26/2019		0.0021	<0.002	
3/27/2019	<0.002			<0.002

Time Series

Constituent: Copper (mg/L) Analysis Run 8/2/2022 3:45 PM
Plant McIntosh Client: Southern Company Data: McIntosh LF4 CCR

	GWC-23	GWA-4A (bg)	GWA-5 (bg)	GWC-9
9/10/2019		0.0016 (J)	<0.002	
9/11/2019	0.00092 (J)			0.00092 (J)
3/31/2020		0.0051	<0.002	
4/1/2020	<0.002			<0.002
9/15/2020	<0.002		<0.002	
9/16/2020		0.00079 (J)		<0.002
3/17/2021	<0.002	0.0012 (J)	<0.002	<0.002
8/19/2021	0.0013 (J)	0.00087 (J)	<0.002	<0.002
2/22/2022			<0.002	
2/23/2022	<0.002	0.0012 (J)		<0.002

Time Series

Constituent: Fluoride (mg/L) Analysis Run 8/2/2022 3:45 PM
Plant McIntosh Client: Southern Company Data: McIntosh LF4 CCR

	GWA-13 (bg)	GWA-14 (bg)	GWA-16 (bg)	GWA-2 (bg)	GWA-3 (bg)
4/19/2016				0.03 (J)	0.022 (J)
4/20/2016	0.018 (J)	0.021 (J)	0.022 (J)		
6/14/2016	<0.1	<0.1		0.02 (J)	<0.1
6/15/2016			<0.1		
8/9/2016	<0.1	<0.1	<0.1	<0.1	<0.1
9/26/2016				<0.1	
9/27/2016	<0.1	<0.1	<0.1		<0.1
11/14/2016					<0.1
11/15/2016	<0.1	<0.1	<0.1	<0.1	
1/10/2017				<0.1	<0.1
1/11/2017		<0.1	<0.1		
1/12/2017	<0.1				
2/28/2017	<0.1	<0.1		<0.1	<0.1
3/1/2017			<0.1		
4/19/2017				<0.1	<0.1
4/20/2017	<0.1	<0.1	<0.1		
10/10/2017				<0.1	
10/11/2017	<0.1	<0.1	<0.1		<0.1
1/10/2018	<0.1			<0.1	<0.1
1/11/2018		<0.1	<0.1		
7/11/2018	<0.1	<0.1	<0.1	<0.1	<0.1
1/29/2019	<0.1	<0.1	<0.1	<0.1	<0.1
3/26/2019	<0.1	<0.1	<0.1		
3/27/2019				<0.1	<0.1
9/10/2019	0.034 (J)	0.032 (J)	0.035 (J)		
9/11/2019				0.037 (J)	0.033 (J)
3/31/2020	0.046 (J)				
4/1/2020		0.048 (J)	<0.1	<0.1	<0.1
9/15/2020	<0.1	<0.1	<0.1	0.029 (J)	<0.1
3/16/2021	<0.1	<0.1	<0.1	0.033 (J)	<0.1
8/17/2021		0.045 (J)	0.072 (J)	0.073 (J)	0.043 (J)
8/18/2021	<0.1				
2/22/2022	<0.1	<0.1	<0.1	<0.1	<0.1

Time Series

Constituent: Fluoride (mg/L) Analysis Run 8/2/2022 3:45 PM
Plant McIntosh Client: Southern Company Data: McIntosh LF4 CCR

	GWC-1	GWC-10	GWC-11	GWC-12	GWA-15 (bg)
4/20/2016	0.04 (J)		0.383	0.026 (J)	
4/21/2016		0.217 (J)			0.019 (J)
6/15/2016	<0.1		0.28 (J)	<0.1	<0.1
6/16/2016		0.13 (J)			
8/9/2016					<0.1
8/10/2016	<0.1	0.21	0.42	<0.1	
9/27/2016	<0.1	0.17 (J)	0.39	<0.1	<0.1
11/15/2016	<0.1	0.22	0.43	<0.1	<0.1
1/11/2017					<0.1
1/12/2017	<0.1	0.12 (J)	0.41	<0.1	
2/28/2017					<0.1
3/1/2017	<0.1	<0.1	<0.1	<0.1	
4/20/2017	<0.1			<0.1	<0.1
4/24/2017		0.18 (J)	0.37		
10/11/2017	<0.1		0.39		<0.1
10/12/2017		0.18 (J)		<0.1	
12/13/2017			0.48		
1/11/2018	<0.1	0.15 (J)	0.31	<0.1	<0.1
7/11/2018					<0.1
7/12/2018	<0.1	0.13 (J)	0.25	<0.1	
1/29/2019					<0.1
1/30/2019	<0.1	0.23 (J)	0.35	<0.1	
3/26/2019					<0.1
3/27/2019	0.029	0.12	0.24	<0.1	
9/11/2019	0.036 (J)	0.1	0.26	0.036 (J)	0.032 (J)
4/1/2020	<0.1	0.26		<0.1	0.05 (J)
4/2/2020			0.26		
9/15/2020	<0.1	0.11	0.21		<0.1
9/16/2020				<0.1	
3/16/2021	<0.1	0.18		<0.1	
3/17/2021			0.28		<0.1
8/18/2021	<0.1	0.081 (J)	0.35	<0.1	
8/19/2021					0.035 (J)
2/22/2022					<0.1
2/23/2022	<0.1	0.13	0.36	0.043 (J)	

Time Series

Constituent: Fluoride (mg/L) Analysis Run 8/2/2022 3:45 PM
Plant McIntosh Client: Southern Company Data: McIntosh LF4 CCR

	GWC-17 (bg)	GWC-18 (bg)	GWC-19	GWC-20	GWC-21
4/19/2016		0.706	0.122 (J)		
4/20/2016	0.147 (J)				
4/21/2016				0.06 (J)	0.022 (J)
6/15/2016	0.1 (J)				
6/16/2016		0.56	0.08 (J)	<0.1	<0.1
8/9/2016	0.16 (J)				
8/10/2016			0.14 (J)	<0.1	<0.1
8/11/2016		0.74			
9/27/2016	0.14 (J)			<0.1	<0.1
9/28/2016		0.7	0.11 (J)		
11/15/2016	0.16 (J)		0.13 (J)	<0.1	<0.1
11/16/2016		0.71			
1/11/2017	0.16 (J)	0.51			
1/12/2017					<0.1
1/13/2017				0.083 (J)	
1/16/2017			0.11 (J)		
3/1/2017	<0.1	0.61	<0.1	<0.1	<0.1
4/20/2017	0.12 (J)				
4/24/2017					<0.1
4/25/2017		0.65	0.087 (J)	<0.1	
10/11/2017	0.11 (J)				
10/12/2017		0.6	0.087 (J)	<0.1	<0.1
12/13/2017		0.61			
1/11/2018	0.12 (J)				<0.1
1/12/2018		0.55	0.083 (J)	<0.1	
7/11/2018	0.13 (J)	0.59	0.091 (J)	<0.1	<0.1
1/29/2019	0.13 (J)		0.074 (J)	0.031 (J)	
1/30/2019		0.65			<0.1
3/27/2019	0.1	0.49	0.072	0.034	<0.1
9/11/2019	0.099 (J)	0.47	0.08 (J)	0.045 (J)	0.032 (J)
4/1/2020	0.15	0.59	0.11	0.082 (J)	0.04 (J)
9/15/2020	0.099 (J)	0.49		0.032 (J)	<0.1
9/16/2020			0.076 (J)		
3/16/2021	0.13		0.092 (J)	0.04 (J)	
3/17/2021		0.54			<0.1
8/19/2021	0.15	0.62	0.11	0.044 (J)	<0.1
2/22/2022	0.062 (J)			0.033 (J)	
2/23/2022		0.66	0.11		0.037 (J)

Time Series

Constituent: Fluoride (mg/L) Analysis Run 8/2/2022 3:45 PM
Plant McIntosh Client: Southern Company Data: McIntosh LF4 CCR

	GWC-23	GWA-4A (bg)	GWA-5 (bg)	GWC-9
4/19/2016				0.02 (J)
4/20/2016		0.028 (J)	0.032 (J)	
6/14/2016		<0.1	<0.1	
6/15/2016				<0.1
6/16/2016	0.04 (J)			
8/9/2016			<0.1	
8/10/2016	<0.1			<0.1
8/11/2016		<0.1		
9/27/2016		<0.1	<0.1	<0.1
9/28/2016	0.097 (J)			
11/14/2016		<0.1		
11/15/2016			<0.1	<0.1
11/16/2016	0.092 (J)			
1/10/2017		<0.1		
1/11/2017			<0.1	
1/13/2017				<0.1
1/17/2017	<0.1			
2/28/2017		<0.1	<0.1	
3/1/2017				<0.1
3/2/2017	<0.1			
4/20/2017		<0.1	<0.1	
4/24/2017				<0.1
4/25/2017	<0.1			
7/13/2017	<0.1			
10/10/2017		<0.1		
10/11/2017			<0.1	
10/12/2017	<0.1			<0.1
1/10/2018		<0.1	<0.1	
1/12/2018	<0.1			<0.1
7/11/2018		<0.1	<0.1	
7/12/2018	<0.1			<0.1
1/29/2019		<0.1	<0.1	
1/30/2019	<0.1			<0.1
3/26/2019		<0.1	0.028	
3/27/2019	0.027			<0.1
9/10/2019		0.044 (J)	0.037 (J)	
9/11/2019	0.041 (J)			0.034 (J)
3/31/2020		0.043 (J)	0.061 (J)	
4/1/2020	0.05 (J)			0.051 (J)
9/15/2020	0.028 (J)		<0.1	
9/16/2020		<0.1		<0.1
3/17/2021	<0.1	<0.1	0.026 (J)	0.035 (J)
8/19/2021	<0.1	<0.1	0.035 (J)	0.064 (J)
2/22/2022			<0.1	
2/23/2022	0.03 (J)	<0.1		0.049 (J)

Time Series

Constituent: Lead (mg/L) Analysis Run 8/2/2022 3:45 PM

Plant McIntosh Client: Southern Company Data: McIntosh LF4 CCR

	GWA-13 (bg)	GWA-14 (bg)	GWA-16 (bg)	GWA-2 (bg)	GWA-3 (bg)
8/25/2004				<0.001	<0.001
9/11/2004				<0.001	<0.001
9/26/2004				<0.001	<0.001
10/13/2004				<0.001	<0.001
7/11/2005				<0.001	<0.001
12/7/2005				<0.001	<0.001
6/22/2006				<0.001	<0.001
11/28/2006				<0.001	<0.001
7/6/2007				<0.001	<0.001
12/13/2007				<0.001	<0.001
6/20/2008				<0.001	<0.001
12/7/2008				<0.001	<0.001
7/9/2009				<0.001	<0.001
12/28/2009				<0.001	<0.001
6/22/2010				<0.001	<0.001
1/4/2011				<0.001	
1/5/2011					0.014 (o)
7/9/2011				<0.001	<0.001
1/20/2012					<0.001
1/21/2012				<0.001	
7/11/2012				<0.001	<0.001
1/19/2013					<0.001
1/20/2013				<0.001	
7/18/2013					<0.001
7/19/2013				<0.001	
1/15/2014				<0.001	<0.001
7/11/2014				<0.001	<0.001
1/15/2015					<0.001
1/16/2015				<0.001	
6/19/2015					<0.001
6/20/2015				<0.001	
12/7/2015	<0.001	<0.001	<0.001		
12/14/2015			<0.001		
12/15/2015	<0.001	<0.001			
12/28/2015			<0.001		
12/29/2015	<0.001	<0.001			
1/13/2016	<0.001	<0.001	<0.001		
1/16/2016				<0.001	<0.001
1/25/2016	<0.001	<0.001	<0.001		
4/19/2016				<0.001	<0.001
4/20/2016	<0.001	<0.001	<0.001		
6/14/2016	<0.001	<0.001		<0.001	<0.001
6/15/2016			<0.001		
8/9/2016	<0.001	<0.001	<0.001	<0.001	<0.001
9/26/2016				<0.001	
9/27/2016	<0.001	<0.001	<0.001		<0.001
11/14/2016					<0.001
11/15/2016	<0.001	<0.001	<0.001	<0.001	
1/10/2017				<0.001	<0.001
1/11/2017		<0.001	<0.001		
1/12/2017	<0.001				
2/28/2017	<0.001	<0.001		<0.001	<0.001

Time Series

Constituent: Lead (mg/L) Analysis Run 8/2/2022 3:45 PM
Plant McIntosh Client: Southern Company Data: McIntosh LF4 CCR

	GWA-13 (bg)	GWA-14 (bg)	GWA-16 (bg)	GWA-2 (bg)	GWA-3 (bg)
3/1/2017			<0.001		
4/19/2017				<0.001	<0.001
4/20/2017	<0.001	<0.001	<0.001		
7/17/2017				<0.001	
7/18/2017	<0.001				<0.001
7/19/2017		<0.001	<0.001		
1/10/2018	<0.001			<0.001	<0.001
1/11/2018		<0.001	<0.001		
7/11/2018	<0.001	<0.001	<0.001	<0.001	<0.001
1/29/2019	<0.001	<0.001	<0.001	<0.001	<0.001
3/26/2019	<0.001	<0.001	<0.001		
3/27/2019				<0.001	<0.001
9/10/2019	0.00058 (J)	0.00013 (J)	0.00013 (J)		
9/11/2019				<0.001	<0.001
3/31/2020	<0.001				
4/1/2020		<0.001	<0.001	<0.001	<0.001
9/15/2020	<0.001	<0.001	0.00024 (J)	<0.001	<0.001
3/16/2021	<0.001	<0.001	<0.001	<0.001	<0.001
8/17/2021		0.00021 (J)	<0.001	0.00081 (J)	<0.001
8/18/2021	<0.001				
2/22/2022	<0.001	<0.001	<0.001	0.0054	<0.001

Time Series

Constituent: Lead (mg/L) Analysis Run 8/2/2022 3:45 PM

Plant McIntosh Client: Southern Company Data: McIntosh LF4 CCR

	GWC-1	GWC-10	GWC-11	GWC-12	GWA-15 (bg)
8/25/2004	<0.001	<0.001	<0.001	<0.001	
9/11/2004	<0.001	<0.001	<0.001	<0.001	
9/26/2004	<0.001	<0.001	<0.001	<0.001	
10/13/2004		<0.001	<0.001	<0.001	
7/11/2005	<0.001	<0.001	<0.001	<0.001	
12/7/2005	<0.001	<0.001	<0.001	<0.001	
6/22/2006	<0.001	<0.001	<0.001	<0.001	
11/28/2006	<0.001	<0.001	<0.001	<0.001	
7/6/2007	<0.001	<0.001	<0.001	<0.001	
12/13/2007	<0.001	<0.001	<0.001	<0.001	
6/20/2008	<0.001	<0.001	<0.001	<0.001	
12/7/2008	<0.001	<0.001	<0.001	<0.001	
7/9/2009	<0.001				
7/10/2009		<0.001	<0.001	<0.001	
12/28/2009	<0.001			<0.001	
12/29/2009		<0.001	<0.001		
6/22/2010	<0.001	<0.001	<0.001	<0.001	
1/4/2011	<0.001	<0.001		<0.001	
1/5/2011			<0.001		
7/9/2011	<0.001		<0.001	<0.001	
7/10/2011		<0.001			
1/20/2012				<0.001	
1/21/2012	<0.001	<0.001	<0.001		
7/11/2012	<0.001	<0.001	<0.001	<0.001	
1/19/2013			<0.001	<0.001	
1/20/2013	<0.001	<0.001			
7/18/2013				<0.001	
7/19/2013	<0.001	<0.001	<0.001		
1/15/2014	<0.001		<0.001	<0.001	
1/16/2014		<0.001			
7/10/2014		<0.001			
7/11/2014	<0.001		<0.001	<0.001	
1/15/2015				<0.001	
1/16/2015	<0.001	<0.001	<0.001		
6/19/2015				<0.001	
6/20/2015	<0.001	<0.001	<0.001		
12/7/2015					<0.001
12/15/2015					<0.001
12/28/2015					<0.001
1/13/2016					<0.001
1/14/2016			<0.001		
1/16/2016	<0.001	<0.001		<0.001	
1/25/2016					<0.001
4/20/2016	<0.001		<0.001	<0.001	
4/21/2016		<0.001			<0.001
6/15/2016	<0.001		0.0002 (J)	<0.001	<0.001
6/16/2016		<0.001			
8/9/2016					<0.001
8/10/2016	<0.001	<0.001	<0.001	<0.001	
9/27/2016	<0.001	<0.001	<0.001	<0.001	<0.001
11/15/2016	<0.001	<0.001	<0.001	<0.001	<0.001
1/11/2017					<0.001

Time Series

Constituent: Lead (mg/L) Analysis Run 8/2/2022 3:45 PM
Plant McIntosh Client: Southern Company Data: McIntosh LF4 CCR

	GWC-1	GWC-10	GWC-11	GWC-12	GWA-15 (bg)
1/12/2017	<0.001	<0.001	<0.001	<0.001	
1/23/2017	<0.001				
2/28/2017					<0.001
3/1/2017	<0.001	<0.001	<0.001	<0.001	
4/20/2017	<0.001			<0.001	<0.001
4/24/2017		<0.001	0.00037 (J)		
7/19/2017	<0.001				<0.001
7/20/2017				<0.001	
7/24/2017		<0.001	<0.001		
1/11/2018	<0.001	<0.001	<0.001	<0.001	<0.001
7/11/2018					<0.001
7/12/2018	<0.001	<0.001	<0.001	<0.001	
1/29/2019					<0.001
1/30/2019	<0.001	<0.001	<0.001	<0.001	
3/26/2019					<0.001
3/27/2019	<0.001	<0.001	<0.001	<0.001	
9/11/2019	<0.001	<0.001	<0.001	<0.001	<0.001
4/1/2020	<0.001	<0.001		<0.001	<0.001
4/2/2020			0.00025 (J)		
9/15/2020	<0.001	<0.001	<0.001		<0.001
9/16/2020				<0.001	
3/16/2021	<0.001	<0.001		<0.001	
3/17/2021			0.00031 (J)		<0.001
8/18/2021	<0.001	<0.001	<0.001	<0.001	
8/19/2021					<0.001
2/22/2022					<0.001
2/23/2022	<0.001	<0.001	0.00017 (J)	<0.001	

Time Series

Constituent: Lead (mg/L) Analysis Run 8/2/2022 3:45 PM

Plant McIntosh Client: Southern Company Data: McIntosh LF4 CCR

	GWC-17 (bg)	GWC-18 (bg)	GWC-19	GWC-20	GWC-21
12/8/2015	<0.001	<0.001	<0.001		
12/9/2015				<0.001	<0.001
12/14/2015	<0.001	<0.001		<0.001	<0.001
12/15/2015			<0.001		
12/28/2015	<0.001	<0.001	<0.001		
12/29/2015				<0.001	<0.001
1/13/2016	<0.001				
1/14/2016		<0.001	<0.001	<0.001	<0.001
1/25/2016				<0.001	<0.001
1/26/2016	<0.001	<0.001	<0.001		
4/19/2016		<0.001	<0.001		
4/20/2016	<0.001				
4/21/2016				<0.001	<0.001
6/15/2016	<0.001				
6/16/2016		0.00015 (J)	<0.001	<0.001	<0.001
8/9/2016	<0.001				
8/10/2016			<0.001	<0.001	<0.001
8/11/2016		<0.001			
9/27/2016	<0.001			<0.001	0.00079 (J)
9/28/2016		<0.001	<0.001		
11/15/2016	<0.001		<0.001	<0.001	<0.001
11/16/2016		<0.001			
1/11/2017	<0.001	<0.001			
1/12/2017					<0.001
1/13/2017				<0.001	
1/16/2017			<0.001		
3/1/2017	<0.001	<0.001	<0.001	<0.001	<0.001
4/20/2017	<0.001				
4/24/2017					<0.001
4/25/2017		<0.001	<0.001	<0.001	
7/19/2017	<0.001				
7/25/2017		<0.001	<0.001	<0.001	<0.001
1/11/2018	<0.001				<0.001
1/12/2018		<0.001	<0.001	<0.001	
7/11/2018	<0.001	<0.001	<0.001	<0.001	<0.001
1/29/2019	<0.001		<0.001	<0.001	
1/30/2019		0.00067 (J)			<0.001
3/27/2019	<0.001	<0.001	<0.001	<0.001	<0.001
9/11/2019	<0.001	0.00017 (J)	<0.001	0.00024 (J)	0.00021 (J)
4/1/2020	<0.001	<0.001	<0.001	<0.001	<0.001
9/15/2020	<0.001	<0.001		<0.001	<0.001
9/16/2020			<0.001		
3/16/2021	<0.001		<0.001	<0.001	
3/17/2021		0.00015 (J)			<0.001
8/19/2021	<0.001	0.00037 (J)	<0.001	<0.001	<0.001
2/22/2022	<0.001			<0.001	
2/23/2022		0.00026 (J)	<0.001		<0.001

Time Series

Constituent: Lead (mg/L) Analysis Run 8/2/2022 3:45 PM

Plant McIntosh Client: Southern Company Data: McIntosh LF4 CCR

	GWC-23	GWA-4A (bg)	GWA-5 (bg)	GWC-9
8/25/2004		<0.001	<0.001	0.0056 (o)
9/11/2004		<0.001	<0.001	<0.001
9/26/2004		<0.001	<0.001	<0.001
10/13/2004		<0.001	<0.001	<0.001
7/11/2005		<0.001	<0.001	<0.001
12/7/2005		<0.001	<0.001	<0.001
6/22/2006		<0.001	<0.001	<0.001
11/28/2006		<0.001	<0.001	<0.001
7/6/2007		<0.001	<0.001	<0.001
12/13/2007		<0.001	<0.001	<0.001
6/20/2008		<0.001	<0.001	<0.001
12/7/2008		<0.001	<0.001	<0.001
7/9/2009		<0.001	<0.001	<0.001
12/29/2009			<0.001	<0.001
12/30/2009		<0.001		
6/22/2010		<0.001	<0.001	<0.001
1/4/2011		<0.001	<0.001	
1/5/2011				<0.001
7/9/2011			<0.001	<0.001
7/10/2011		<0.001		
1/21/2012		<0.001	<0.001	<0.001
7/11/2012		<0.001	<0.001	<0.001
1/19/2013			<0.001	<0.001
1/20/2013		<0.001		
7/18/2013			<0.001	<0.001
7/19/2013		<0.001		
1/15/2014			<0.001	<0.001
1/16/2014		<0.001		
7/10/2014		<0.001	<0.001	<0.001
1/15/2015			<0.001	
1/16/2015		<0.001		<0.001
6/19/2015			<0.001	
6/20/2015		<0.001		<0.001
1/14/2016		<0.001	<0.001	<0.001
4/19/2016				<0.001
4/20/2016		<0.001	<0.001	
6/14/2016		<0.001	0.00019 (J)	
6/15/2016				<0.001
6/16/2016	<0.001			
8/9/2016			<0.001	
8/10/2016	<0.001			<0.001
8/11/2016		<0.001		
9/27/2016		<0.001	<0.001	<0.001
9/28/2016	<0.001			
11/14/2016		<0.001		
11/15/2016			<0.001	<0.001
11/16/2016	<0.001			
1/10/2017		<0.001		
1/11/2017			<0.001	
1/13/2017				<0.001
1/17/2017	<0.001			
1/19/2017			0.001 (J)	

Time Series

Constituent: Lead (mg/L) Analysis Run 8/2/2022 3:45 PM
Plant McIntosh Client: Southern Company Data: McIntosh LF4 CCR

	GWC-23	GWA-4A (bg)	GWA-5 (bg)	GWC-9
1/24/2017			<0.001	
2/28/2017		<0.001	<0.001	
3/1/2017				<0.001
3/2/2017	<0.001			
4/20/2017		<0.001	0.00041 (J)	
4/24/2017				<0.001
4/25/2017	<0.001			
7/13/2017	<0.001			
7/18/2017		<0.001	<0.001	
7/24/2017				<0.001
7/25/2017	<0.001			
1/10/2018		<0.001	<0.001	
1/12/2018	<0.001			<0.001
7/11/2018		<0.001	<0.001	
7/12/2018	<0.001			<0.001
1/29/2019		<0.001	<0.001	
1/30/2019	0.00013 (J)			<0.001
3/26/2019		<0.001	<0.001	
3/27/2019	<0.001			<0.001
9/10/2019		0.00051 (J)	0.00074 (J)	
9/11/2019	0.00018 (J)			<0.001
3/31/2020		0.00024 (J)	<0.001	
4/1/2020	<0.001			<0.001
9/15/2020	<0.001		<0.001	
9/16/2020		<0.001		<0.001
3/17/2021	<0.001	<0.001	<0.001	<0.001
8/19/2021	<0.001	<0.001	<0.001	<0.001
2/22/2022			<0.001	
2/23/2022	<0.001	0.00019 (J)		<0.001

Time Series

Constituent: Mercury (mg/L) Analysis Run 8/2/2022 3:45 PM
Plant McIntosh Client: Southern Company Data: McIntosh LF4 CCR

	GWA-13 (bg)	GWA-14 (bg)	GWA-16 (bg)	GWA-2 (bg)	GWA-3 (bg)
4/19/2016				<0.0002	<0.0002
4/20/2016	<0.0002	<0.0002	<0.0002		
6/14/2016	<0.0002	<0.0002		<0.0002	<0.0002
6/15/2016			<0.0002		
8/9/2016	0.00012 (J)	0.00012 (J)	0.0001 (J)	0.00011 (J)	0.0001 (J)
9/26/2016				<0.0002	
9/27/2016	<0.0002	<0.0002	<0.0002		<0.0002
11/14/2016					<0.0002
11/15/2016	9.7E-05 (J)	0.00011 (J)	7.2E-05 (J)	<0.0002	
1/10/2017				<0.0002	<0.0002
1/11/2017		<0.0002	<0.0002		
1/12/2017	<0.0002				
2/28/2017	0.00015 (J)	7.5E-05 (J)		0.00014 (J)	0.00016 (J)
3/1/2017			<0.0002		
4/19/2017				<0.0002	<0.0002
4/20/2017	<0.0002	<0.0002	<0.0002		
7/11/2018	<0.0002	<0.0002	<0.0002	<0.0002	<0.0002

Time Series

Constituent: Mercury (mg/L) Analysis Run 8/2/2022 3:45 PM
Plant McIntosh Client: Southern Company Data: McIntosh LF4 CCR

	GWC-1	GWC-10	GWC-11	GWC-12	GWA-15 (bg)
4/20/2016	<0.0002		<0.0002	<0.0002	
4/21/2016		<0.0002			<0.0002
6/15/2016	<0.0002		<0.0002	<0.0002	<0.0002
6/16/2016		<0.0002			
8/9/2016					0.00011 (J)
8/10/2016	<0.0002	0.00011 (J)	0.00012 (J)	0.00011 (J)	
9/27/2016	<0.0002	<0.0002	<0.0002	<0.0002	<0.0002
11/15/2016	8.4E-05 (J)	0.0001 (J)	9.3E-05 (J)	0.00014 (J)	9.3E-05 (J)
1/11/2017					<0.0002
1/12/2017	<0.0002	<0.0002	<0.0002	<0.0002	
1/23/2017	<0.0002				
2/28/2017					0.00016 (J)
3/1/2017	<0.0002	<0.0002	<0.0002	<0.0002	
4/20/2017	<0.0002			<0.0002	<0.0002
4/24/2017		<0.0002	<0.0002		
7/11/2018					<0.0002
7/12/2018	<0.0002	<0.0002	<0.0002	<0.0002	

Time Series

Constituent: Mercury (mg/L) Analysis Run 8/2/2022 3:45 PM
Plant McIntosh Client: Southern Company Data: McIntosh LF4 CCR

	GWC-17 (bg)	GWC-18 (bg)	GWC-19	GWC-20	GWC-21
4/19/2016		<0.0002	<0.0002		
4/20/2016	<0.0002				
4/21/2016				<0.0002	<0.0002
6/15/2016	<0.0002				
6/16/2016		<0.0002	<0.0002	<0.0002	<0.0002
8/9/2016	0.00011 (J)				
8/10/2016			0.00011 (J)	0.00011 (J)	0.00011 (J)
8/11/2016		<0.0002			
9/27/2016	<0.0002			<0.0002	<0.0002
9/28/2016		<0.0002	<0.0002		
11/15/2016	<0.0002		7.8E-05 (J)	7.3E-05 (J)	0.00018 (J)
11/16/2016		<0.0002			
1/11/2017	<0.0002	<0.0002			
1/12/2017					<0.0002
1/13/2017				<0.0002	
1/16/2017			<0.0002		
3/1/2017	<0.0002	<0.0002	<0.0002	<0.0002	<0.0002
4/20/2017	<0.0002				
4/24/2017					<0.0002
4/25/2017		<0.0002	<0.0002	<0.0002	
7/11/2018	<0.0002	<0.0002	<0.0002	<0.0002	0.00077

Time Series

Constituent: Mercury (mg/L) Analysis Run 8/2/2022 3:45 PM
Plant McIntosh Client: Southern Company Data: McIntosh LF4 CCR

	GWC-23	GWA-4A (bg)	GWA-5 (bg)	GWC-9
4/19/2016				<0.0002
4/20/2016		<0.0002	<0.0002	
6/14/2016		<0.0002	<0.0002	
6/15/2016				<0.0002
6/16/2016	<0.0002			
8/9/2016			0.0001 (J)	
8/10/2016	0.00013 (J)			0.00011 (J)
8/11/2016		<0.0002		
9/27/2016		<0.0002	<0.0002	<0.0002
9/28/2016	<0.0002			
11/14/2016		<0.0002		
11/15/2016			<0.0002	0.00013 (J)
11/16/2016	<0.0002			
1/10/2017		<0.0002		
1/11/2017			<0.0002	
1/13/2017				<0.0002
1/17/2017	<0.0002			
1/19/2017			<0.0002	
1/24/2017			<0.0002	
2/28/2017		0.00014 (J)	0.00012 (J)	
3/1/2017				<0.0002
3/2/2017	<0.0002			
4/20/2017		<0.0002	<0.0002	
4/24/2017				<0.0002
4/25/2017	<0.0002			
7/13/2017	<0.0002			
7/11/2018		<0.0002	<0.0002	
7/12/2018	<0.0002			<0.0002

Time Series

Constituent: Nickel (mg/L) Analysis Run 8/2/2022 3:45 PM
 Plant McIntosh Client: Southern Company Data: McIntosh LF4 CCR

	GWA-13 (bg)	GWA-14 (bg)	GWA-16 (bg)	GWA-2 (bg)	GWA-3 (bg)
8/25/2004				<0.001	<0.001
9/11/2004				<0.001	0.03 (O)
9/26/2004				<0.001	<0.001
10/13/2004				<0.001	<0.001
7/11/2005				<0.001	<0.001
12/7/2005				<0.001	<0.001
6/22/2006				<0.001	<0.001
11/28/2006				<0.001	<0.001
7/6/2007				<0.001	<0.001
12/13/2007				<0.001	<0.001
6/20/2008				<0.001	<0.001
12/7/2008				<0.001	<0.001
7/9/2009				0.0043	<0.001
12/28/2009				<0.001	<0.001
6/22/2010				<0.001	<0.001
1/4/2011				<0.001	
1/5/2011					0.025 (O)
7/9/2011				<0.001	<0.001
1/20/2012					<0.001
1/21/2012				<0.001	
7/11/2012				<0.001	<0.001
1/19/2013					<0.001
1/20/2013				<0.001	
7/18/2013					<0.001
7/19/2013				<0.001	
1/15/2014				0.0016 (J)	<0.001
7/11/2014				<0.001	<0.001
1/15/2015					<0.001
1/16/2015				<0.001	
6/19/2015					<0.001
6/20/2015				<0.001	
12/7/2015	<0.001	<0.001	<0.001		
12/14/2015			<0.001		
12/15/2015	<0.001	<0.001			
12/28/2015			<0.001		
12/29/2015	<0.001	<0.001			
1/13/2016	<0.001	<0.001	<0.001		
1/16/2016				<0.001	<0.001
1/25/2016	<0.001	<0.001	<0.001		
6/14/2016	<0.001	0.00052 (J)		0.0006 (J)	<0.001
6/15/2016			<0.001		
1/10/2017				<0.001	<0.001
1/11/2017		<0.001	<0.001		
1/12/2017	<0.001				
7/17/2017				<0.001	
7/18/2017	<0.001				<0.001
7/19/2017		<0.001	<0.001		
1/10/2018	<0.001			0.0026	<0.001
1/11/2018		<0.001	<0.001		
7/11/2018	<0.001	<0.001	<0.001	<0.001	<0.001
1/29/2019	0.00033 (J)	0.0004 (J)	0.0004 (J)	0.00063 (J)	0.00034 (J)
3/26/2019	<0.001	<0.001	<0.001		

Time Series

Constituent: Nickel (mg/L) Analysis Run 8/2/2022 3:45 PM
Plant McIntosh Client: Southern Company Data: McIntosh LF4 CCR

	GWA-13 (bg)	GWA-14 (bg)	GWA-16 (bg)	GWA-2 (bg)	GWA-3 (bg)
3/27/2019				<0.001	<0.001
9/10/2019	0.0004 (J)	0.00056 (J)	0.00036 (J)		
9/11/2019				0.00091 (J)	0.00045 (J)
3/31/2020	<0.001				
4/1/2020		0.00043 (J)	<0.001	0.00077 (J)	<0.001
9/15/2020	0.00037 (J)	0.00075 (J)	0.00045 (J)	0.00094 (J)	0.00038 (J)
3/16/2021	<0.001	0.00045 (J)	0.00043 (J)	0.00072 (J)	<0.001
8/17/2021		0.00061 (J)	0.00052 (J)	0.00097 (J)	0.00047 (J)
8/18/2021	<0.001				
2/22/2022	<0.001	<0.001	<0.001	0.00092 (J)	<0.001

Time Series

Constituent: Nickel (mg/L) Analysis Run 8/2/2022 3:45 PM

Plant McIntosh Client: Southern Company Data: McIntosh LF4 CCR

	GWC-1	GWC-10	GWC-11	GWC-12	GWA-15 (bg)
8/25/2004	<0.001	<0.001	<0.001	<0.001	
9/11/2004	<0.001	<0.001	<0.001	<0.001	
9/26/2004	<0.001	<0.001	<0.001	<0.001	
10/13/2004		<0.001	<0.001	<0.001	
7/11/2005	<0.001	<0.001	<0.001	<0.001	
12/7/2005	<0.001	<0.001	<0.001	<0.001	
6/22/2006	<0.001	<0.001	<0.001	<0.001	
11/28/2006	<0.001	<0.001	<0.001	<0.001	
7/6/2007	<0.001	<0.001	<0.001	<0.001	
12/13/2007	<0.001	<0.001	<0.001	<0.001	
6/20/2008	<0.001	<0.001	<0.001	<0.001	
12/7/2008	<0.001	<0.001	<0.001	<0.001	
7/9/2009	<0.001				
7/10/2009		<0.001	<0.001	<0.001	
12/28/2009	<0.001			<0.001	
12/29/2009		<0.001	<0.001		
6/22/2010	<0.001	<0.001	<0.001	<0.001	
1/4/2011	<0.001	<0.001		<0.001	
1/5/2011			<0.001		
7/9/2011	<0.001		<0.001	<0.001	
7/10/2011		<0.001			
1/20/2012				<0.001	
1/21/2012	<0.001	<0.001	<0.001		
7/11/2012	<0.001	<0.001	0.0049	0.0057	
1/19/2013			<0.001	<0.001	
1/20/2013	<0.001	<0.001			
7/18/2013				<0.001	
7/19/2013	<0.001	<0.001	<0.001		
1/15/2014	0.0013 (J)		<0.001	0.0043	
1/16/2014		<0.001			
7/10/2014		<0.001			
7/11/2014	0.0013 (J)		0.0029	0.0026	
1/15/2015				<0.001	
1/16/2015	<0.001	<0.001	0.0014 (J)		
6/19/2015				<0.001	
6/20/2015	0.0016 (J)	0.0013 (J)	<0.001		
12/7/2015					<0.001
12/15/2015					<0.001
12/28/2015					<0.001
1/13/2016					<0.001
1/14/2016			<0.001		
1/16/2016	<0.001	<0.001		<0.001	
1/25/2016					<0.001
6/15/2016	0.00088 (J)		0.00085 (J)	0.00068 (J)	<0.001
6/16/2016		<0.001			
1/11/2017					<0.001
1/12/2017	<0.001	<0.001	<0.001	<0.001	
7/19/2017	<0.001				<0.001
7/20/2017				<0.001	
7/24/2017		<0.001	<0.001		
1/11/2018	<0.001	<0.001	<0.001	<0.001	<0.001
7/11/2018					<0.001

Time Series

Constituent: Nickel (mg/L) Analysis Run 8/2/2022 3:45 PM
Plant McIntosh Client: Southern Company Data: McIntosh LF4 CCR

	GWC-1	GWC-10	GWC-11	GWC-12	GWA-15 (bg)
7/12/2018	<0.001	<0.001	<0.001	<0.001	
1/29/2019					0.00046 (J)
1/30/2019	<0.001	<0.001	<0.001	<0.001	
3/26/2019					<0.001
3/27/2019	<0.001	<0.001	<0.001	<0.001	
9/11/2019	0.0013	<0.001	0.00042 (J)	0.001	0.00042 (J)
4/1/2020	0.00099 (J)	<0.001		0.0008 (J)	<0.001
4/2/2020			0.0009 (J)		
9/15/2020	0.0012	0.0013	0.00063 (J)		0.00047 (J)
9/16/2020				0.00088 (J)	
3/16/2021	0.0012	0.00043 (J)		0.00093 (J)	
3/17/2021			0.00077 (J)		0.00047 (J)
8/18/2021	0.0014	<0.001	0.00034 (J)	0.00097 (J)	
8/19/2021					<0.001
2/22/2022					0.00061 (J)
2/23/2022	0.0012	<0.001	<0.001	0.0011	

Time Series

Constituent: Nickel (mg/L) Analysis Run 8/2/2022 3:45 PM

Plant McIntosh Client: Southern Company Data: McIntosh LF4 CCR

	GWC-17 (bg)	GWC-18 (bg)	GWC-19	GWC-20	GWC-21
12/8/2015	0.0036	<0.001	0.0022 (J)		
12/9/2015				0.0042	<0.001
12/14/2015	0.0035	0.0019 (J)		0.0067	<0.001
12/15/2015			0.0019 (J)		
12/28/2015	0.0032	0.0018 (J)	0.0017 (J)		
12/29/2015				0.0067	<0.001
1/13/2016	0.0029				
1/14/2016		0.0017 (J)	0.0029	0.0039	<0.001
1/25/2016				0.0049	<0.001
1/26/2016	0.0027	0.0019 (J)	0.0014 (J)		
6/15/2016	0.0018 (J)				
6/16/2016		0.0014 (J)	0.0013 (J)	0.003 (J)	0.0012 (J)
1/11/2017	0.002 (J)	<0.001			
1/12/2017					<0.001
1/13/2017				<0.001	
1/16/2017			0.0018 (J)		
7/19/2017	0.002 (J)				
7/25/2017		<0.001	0.002 (J)	<0.001	<0.001
1/11/2018	0.0019 (J)				<0.001
1/12/2018		<0.001	0.002 (J)	<0.001	
7/11/2018	<0.001	<0.001	0.0018 (J)	<0.001	<0.001
1/29/2019	0.0016 (J)		0.0017 (J)	0.00093 (J)	
1/30/2019		<0.001			<0.001
3/27/2019	0.0018	<0.001	<0.001	<0.001	<0.001
9/11/2019	0.0018	0.0012	0.0018	0.0014	0.00097 (J)
4/1/2020	0.0016	0.00095	0.0014	0.001	0.00067 (J)
9/15/2020	0.0016	0.00092 (J)		0.0011	0.0007 (J)
9/16/2020			0.0012		
3/16/2021	0.0015		0.0012	0.00093 (J)	
3/17/2021		0.0011			0.00068 (J)
8/19/2021	0.0017	0.0011	0.0012	0.00092 (J)	0.00067 (J)
2/22/2022	0.0017			0.00092 (J)	
2/23/2022		0.001	0.0011		0.00071 (J)

Time Series

Constituent: Nickel (mg/L) Analysis Run 8/2/2022 3:45 PM

Plant McIntosh Client: Southern Company Data: McIntosh LF4 CCR

	GWC-23	GWA-4A (bg)	GWA-5 (bg)	GWC-9
8/25/2004		<0.001	<0.001	<0.001
9/11/2004		<0.001	<0.001	<0.001
9/26/2004		<0.001	<0.001	<0.001
10/13/2004		<0.001	<0.001	<0.001
7/11/2005		<0.001	<0.001	<0.001
12/7/2005		<0.001	<0.001	<0.001
6/22/2006		<0.001	<0.001	<0.001
11/28/2006		<0.001	<0.001	<0.001
7/6/2007		<0.001	<0.001	<0.001
12/13/2007		<0.001	<0.001	<0.001
6/20/2008		<0.001	<0.001	0.003
12/7/2008		<0.001	<0.001	<0.001
7/9/2009		<0.001	<0.001	<0.001
12/29/2009			<0.001	<0.001
12/30/2009		0.0048		
6/22/2010		<0.001	<0.001	<0.001
1/4/2011		<0.001	<0.001	
1/5/2011				<0.001
7/9/2011			<0.001	<0.001
7/10/2011		<0.001		
1/21/2012		0.0026	<0.001	<0.001
7/11/2012		0.0072	0.0031	0.0033
1/19/2013			<0.001	0.0026
1/20/2013		0.0025		
7/18/2013			<0.001	<0.001
7/19/2013		<0.001		
1/15/2014			<0.001	<0.001
1/16/2014		0.0031		
7/10/2014		<0.001	<0.001	<0.001
1/15/2015			<0.001	
1/16/2015		0.0024 (J)		<0.001
6/19/2015			<0.001	
6/20/2015		<0.001		<0.001
1/14/2016		<0.001	<0.001	<0.001
6/14/2016		0.0013 (J)	0.00054 (J)	
6/15/2016				<0.001
6/16/2016	0.0009 (J)			
1/10/2017		<0.001		
1/11/2017			<0.001	
1/13/2017				<0.001
1/17/2017	<0.001			
7/18/2017		<0.001	<0.001	
7/24/2017				<0.001
7/25/2017	0.002 (J)			
1/10/2018		<0.001	<0.001	
1/12/2018	0.0023 (J)			<0.001
7/11/2018		0.003	<0.001	
7/12/2018	0.0026			<0.001
1/29/2019		0.0021 (J)	<0.001	
1/30/2019	<0.001			<0.001
3/26/2019		0.0021	<0.001	
3/27/2019	0.0018			<0.001

Time Series

Constituent: Nickel (mg/L) Analysis Run 8/2/2022 3:45 PM
Plant McIntosh Client: Southern Company Data: McIntosh LF4 CCR

	GWC-23	GWA-4A (bg)	GWA-5 (bg)	GWC-9
9/10/2019		0.002	0.00043 (J)	
9/11/2019	0.0023			0.00065 (J)
3/31/2020		0.0028	<0.001	
4/1/2020	0.0013			<0.001
9/15/2020	0.0013		0.00056 (J)	
9/16/2020		0.00096 (J)		0.00075 (J)
3/17/2021	0.0014	0.00083 (J)	0.00041 (J)	0.0006 (J)
8/19/2021	0.0013	0.00065 (J)	0.00043 (J)	0.00038 (J)
2/22/2022			<0.001	
2/23/2022	0.0013	<0.001		0.00076 (J)

Time Series

Constituent: pH (S.U.) Analysis Run 8/2/2022 3:45 PM
Plant McIntosh Client: Southern Company Data: McIntosh LF4 CCR

	GWA-13 (bg)	GWA-14 (bg)	GWA-16 (bg)	GWA-2 (bg)	GWA-3 (bg)
6/19/2015					5.23
6/20/2015				4.69	
12/14/2015			5.26		
12/15/2015	5.13	5.24			
4/19/2016				4.99	4.92
4/20/2016	5.16	5.41	5.16		
6/14/2016				4.98	4.89
6/15/2016	5.35	5.74	5.04		
8/9/2016	4.89	5.41	5.07	4.72	4.92
9/26/2016				4.74	
9/27/2016	5.02	5.42	5.11		5.25
11/14/2016					4.96
11/15/2016	5.04	5.33	5.11	4.8	
1/10/2017				4.59	4.21
1/11/2017		5.32	5.07		
1/12/2017	5.19				
2/28/2017	4.86	5.32		4.91	4.95
3/1/2017			5.14		
4/19/2017				4.98	5.12
4/20/2017	5.01	5.31	5.05		
7/17/2017				4.61	
7/18/2017	4.88				4.89
7/19/2017		5.19	4.95		
10/17/2017	4.93	5.27	5.17	4.93	4.96
1/10/2018	4.9			4.78	4.93
1/11/2018		5.19	4.97		
7/11/2018	4.99 (D)	5.25 (D)	5.07	4.75 (D)	4.87 (D)
1/29/2019	4.82	5.25	4.83	4.91	4.98
3/26/2019	5.07	5.29	4.95		
3/27/2019				4.69	4.8
9/10/2019	5	5.18	5.12		
9/11/2019				4.77	5.03
3/31/2020	5.1				
4/1/2020		5.26	4.95	4.77	4.92
9/15/2020	5.07	5.83	5.02	4.52	4.72
3/16/2021	4.47	4.76	4.68	4.76	4.91
8/17/2021		5.12	4.95	4.62	4.82
8/18/2021	4.93				
2/22/2022	4.91	5.2	4.98	4.69	4.9

Time Series

Constituent: pH (S.U.) Analysis Run 8/2/2022 3:45 PM
Plant McIntosh Client: Southern Company Data: McIntosh LF4 CCR

	GWC-1	GWC-10	GWC-11	GWC-12	GWA-15 (bg)
6/19/2015				5.05	
6/20/2015	4.87	6.28	6.13		
12/15/2015					5.2
4/20/2016	5.43		6.28	5.17	
4/21/2016		6.21			5.18
6/15/2016	5.28		6.55	5.12	5.47
6/16/2016		6.27			
8/9/2016					5.01
8/10/2016	5.15	6.12	6.22	5.12	
9/27/2016	5.19	6.29	6.33	5.19	5.22
11/15/2016	5.2	6.12	6.28	5.14	5.07
1/11/2017					5
1/12/2017	5.27	6.23	6.26	5.13	
2/28/2017					5.1
3/1/2017	5.31	6.15	6.41	5.05	
4/20/2017	5.29			5.15	5.12
4/24/2017		6.8	6.26		
7/19/2017	5.03				4.84
7/20/2017				5.04	
7/24/2017		6.19	6.27		
10/17/2017	5.25	6.11	6.35	5.03	4.95
1/11/2018	5.02	6.32	6.15	5.13	5.01
7/11/2018					5.01
7/12/2018	5.04 (D)	6.7 (D)	6.63 (D)	5.09 (D)	
1/29/2019					5.18
1/30/2019	5.21	6.2	6.09	5.01	
3/26/2019					5.04
3/27/2019	5.15	6.54	6.32	4.93	
9/11/2019	4.8	6.63	6.37	5.04	5.28
4/1/2020	5	6.52		5.05	5.35
4/2/2020			6.38		
9/15/2020	4.76	6.66	6.62		4.92
9/16/2020				4.91	
3/16/2021	4.89	6.48		4.97	
3/17/2021			6.58		5.41
8/18/2021	4.89	6.32	6.54	5.01	
8/19/2021					4.92
2/22/2022					5.15
2/23/2022	4.92	6.46	6.28	5.1	

Time Series

Constituent: pH (S.U.) Analysis Run 8/2/2022 3:45 PM

Plant McIntosh Client: Southern Company Data: McIntosh LF4 CCR

	GWC-17 (bg)	GWC-18 (bg)	GWC-19	GWC-20	GWC-21
12/14/2015	5.19	7.1		5.24	5.84
12/15/2015			5.98		
4/19/2016		6.87	5.98		
4/20/2016	5.26				
4/21/2016				4.88	5.43
6/15/2016	5.12				
6/16/2016		6.84	5.85	4.85	5.23
8/9/2016	5.09				
8/10/2016			5.79	4.84	5.11
8/11/2016		6.42			
9/27/2016	5.32			5.32	5.06
9/28/2016		6.57	5.9		
11/15/2016	5.25		5.66	4.97	5.01
11/16/2016		6.51			
1/11/2017	5.23	6.43			
1/12/2017					4.99
1/13/2017				4.97	
1/16/2017			5.65		
3/1/2017	5.25	6.48	5.62		5
4/20/2017	5.36				
4/24/2017					5.8
4/25/2017		6.58	5.59	4.91	
7/19/2017	5.12				
7/25/2017		6.37	5.55	4.89	4.92
10/17/2017	5.23	6.53	5.68	4.97	4.89
1/11/2018	5.28				4.98
1/12/2018		6.47		4.97	
7/11/2018	5.23 (D)	6.18 (D)	5.6 (D)	4.89 (D)	4.96 (D)
1/29/2019	5.35		5.58	4.94	
1/30/2019		5.93			4.65
3/27/2019	5.25	6.11	5.59	4.94	4.96
9/11/2019	5.16	6.3	5.58	4.96	4.99
4/1/2020	5.3	6.15	5.67	5.03	5.04
9/15/2020	5.29	6.13		4.96	4.86
9/16/2020			5.43		
3/16/2021	4.83		5.45	4.78	
3/17/2021		5.99			4.8
8/19/2021	5.29	6.17	5.69	4.91	4.81
2/22/2022	5.29			5.02	
2/23/2022		6.2	5.63		4.87

Time Series

Constituent: pH (S.U.) Analysis Run 8/2/2022 3:45 PM
Plant McIntosh Client: Southern Company Data: McIntosh LF4 CCR

	GWC-23	GWA-4A (bg)	GWA-5 (bg)	GWC-9
6/19/2015			5.95	
6/20/2015		4.92		4.7
4/19/2016				4.98
4/20/2016		4.9	5.85	
6/14/2016		4.9	5.53	
6/15/2016				5.2
8/9/2016			5.44	
8/10/2016	6.34			4.78
8/11/2016		5.37		
9/27/2016		5.89	5.59	4.91
9/28/2016	6.29			
11/14/2016		5.94		
11/15/2016			5.58	4.81
11/16/2016	6.18			
1/10/2017		5.44		
1/11/2017			5.56	
1/13/2017				5.28
1/17/2017	5.68			
2/28/2017		5.49	5.53	
3/1/2017				4.81
3/2/2017	5.75			
4/20/2017		5.51	5.63	
4/24/2017				4.99
4/25/2017	5.65			
7/13/2017	5.65			
7/18/2017		5.26	5.51	
7/24/2017				4.82
7/25/2017	5.24			
10/17/2017	5.37	5.28	5.62	4.85
1/10/2018		5.05	5.59	
1/12/2018	5.35			4.83
7/11/2018		4.53	5.49	
7/12/2018	5.21 (D)			4.8 (D)
1/29/2019		4.66	5.39	
1/30/2019	5.14			4.88
3/26/2019		4.72	5.45	
3/27/2019	5.3			4.75
9/10/2019		4.72	5.71	
9/11/2019	5.24			4.8
3/31/2020		5.06	5.45	
4/1/2020	5.23			4.93
9/15/2020	5.18		5.27	
9/16/2020		4.87		4.74
3/17/2021	4.97	4.9	4.8	4.69
8/19/2021	5.16	4.86	5.23	4.89
2/22/2022			5.34	
2/23/2022	5.11	4.8		5.07

Time Series

Constituent: Selenium (mg/L) Analysis Run 8/2/2022 3:45 PM
Plant McIntosh Client: Southern Company Data: McIntosh LF4 CCR

	GWA-13 (bg)	GWA-14 (bg)	GWA-16 (bg)	GWA-2 (bg)	GWA-3 (bg)
8/25/2004				<0.005	<0.005
9/11/2004				<0.005	<0.005
9/26/2004				<0.005	<0.005
10/13/2004				<0.005	<0.005
7/11/2005				<0.005	<0.005
12/7/2005				<0.005	<0.005
6/22/2006				<0.005	<0.005
11/28/2006				<0.005	<0.005
7/6/2007				<0.005	<0.005
12/13/2007				<0.005	<0.005
6/20/2008				<0.005	<0.005
12/7/2008				<0.005	<0.005
7/9/2009				<0.005	<0.005
12/28/2009				<0.005	<0.005
6/22/2010				<0.005	<0.005
1/4/2011				<0.005	
1/5/2011					<0.005
7/9/2011				<0.005	<0.005
1/20/2012					<0.005
1/21/2012				<0.005	
7/11/2012				<0.005	<0.005
1/19/2013					<0.005
1/20/2013				<0.005	
7/18/2013					<0.005
7/19/2013				<0.005	
1/15/2014				<0.005	<0.005
7/11/2014				<0.005	<0.005
1/15/2015					<0.005
1/16/2015				<0.005	
6/19/2015					<0.005
6/20/2015				<0.005	
12/7/2015	<0.005	<0.005	<0.005		
12/14/2015			<0.005		
12/15/2015	<0.005	<0.005			
12/28/2015			<0.005		
12/29/2015	<0.005	<0.005			
1/13/2016	<0.005	<0.005	<0.005		
1/16/2016				<0.005	<0.005
1/25/2016	<0.005	<0.005	<0.005		
4/19/2016				<0.005	<0.005
4/20/2016	<0.005	<0.005	<0.005		
6/14/2016	<0.005	<0.005		<0.005	<0.005
6/15/2016			<0.005		
8/9/2016	<0.005	<0.005	<0.005	<0.005	<0.005
9/26/2016				<0.005	
9/27/2016	<0.005	<0.005	<0.005		0.00045 (J)
11/14/2016					<0.005
11/15/2016	<0.005	<0.005	<0.005	<0.005	
1/10/2017				<0.005	<0.005
1/11/2017		<0.005	<0.005		
1/12/2017	<0.005				
2/28/2017	<0.005	<0.005		<0.005	0.0027

Time Series

Constituent: Selenium (mg/L) Analysis Run 8/2/2022 3:45 PM
Plant McIntosh Client: Southern Company Data: McIntosh LF4 CCR

	GWA-13 (bg)	GWA-14 (bg)	GWA-16 (bg)	GWA-2 (bg)	GWA-3 (bg)
3/1/2017			<0.005		
4/19/2017				0.00065 (J)	0.002
4/20/2017	<0.005	<0.005	<0.005		
7/17/2017				0.00047 (J)	
7/18/2017	<0.005				0.0017
7/19/2017		<0.005	0.00025 (J)		
1/10/2018	0.00025 (J)			0.00052 (J)	0.00079 (J)
1/11/2018		<0.005	<0.005		
7/11/2018	<0.005	<0.005	<0.005	<0.005	<0.005
1/29/2019	<0.005	<0.005	<0.005	<0.005	<0.005
3/26/2019	<0.005	<0.005	<0.005		
3/27/2019				<0.005	<0.005
9/10/2019	<0.005	<0.005	<0.005		
9/11/2019				<0.005	<0.005
3/31/2020	<0.005				
4/1/2020		<0.005	<0.005	<0.005	<0.005
9/15/2020	<0.005	<0.005	<0.005	<0.005	<0.005
3/16/2021	<0.005	<0.005	<0.005	<0.005	<0.005
8/17/2021		<0.005	<0.005	<0.005	<0.005
8/18/2021	<0.005				
2/22/2022	<0.005	<0.005	<0.005	<0.005	<0.005

Time Series

Constituent: Selenium (mg/L) Analysis Run 8/2/2022 3:45 PM
Plant McIntosh Client: Southern Company Data: McIntosh LF4 CCR

	GWC-1	GWC-10	GWC-11	GWC-12	GWA-15 (bg)
8/25/2004	<0.005	<0.005	<0.005	<0.005	
9/11/2004	<0.005	<0.005	<0.005	<0.005	
9/26/2004	<0.005	<0.005	<0.005	<0.005	
10/13/2004		<0.005	<0.005	<0.005	
7/11/2005	<0.005	<0.005	<0.005	<0.005	
12/7/2005	<0.005	<0.005	<0.005	<0.005	
6/22/2006	<0.005	<0.005	<0.005	<0.005	
11/28/2006	<0.005	<0.005	<0.005	<0.005	
7/6/2007	<0.005	<0.005	<0.005	<0.005	
12/13/2007	<0.005	<0.005	<0.005	<0.005	
6/20/2008	<0.005	<0.005	<0.005	<0.005	
12/7/2008	<0.005	<0.005	<0.005	<0.005	
7/9/2009	<0.005				
7/10/2009		<0.005	<0.005	<0.005	
12/28/2009	<0.005			<0.005	
12/29/2009		<0.005	<0.005		
6/22/2010	<0.005	<0.005	<0.005	<0.005	
1/4/2011	<0.005	<0.005		<0.005	
1/5/2011			<0.005		
7/9/2011	<0.005		<0.005	<0.005	
7/10/2011		<0.005			
1/20/2012				<0.005	
1/21/2012	<0.005	<0.005	<0.005		
7/11/2012	<0.005	<0.005	<0.005	<0.005	
1/19/2013			<0.005	<0.005	
1/20/2013	<0.005	<0.005			
7/18/2013				<0.005	
7/19/2013	<0.005	<0.005	<0.005		
1/15/2014	<0.005		<0.005	<0.005	
1/16/2014		<0.005			
7/10/2014		<0.005			
7/11/2014	<0.005		<0.005	<0.005	
1/15/2015				<0.005	
1/16/2015	<0.005	<0.005	<0.005		
6/19/2015				<0.005	
6/20/2015	<0.005	<0.005	<0.005		
12/7/2015					<0.005
12/15/2015					<0.005
12/28/2015					<0.005
1/13/2016					<0.005
1/14/2016			<0.005		
1/16/2016	<0.005	<0.005		<0.005	
1/25/2016					<0.005
4/20/2016	<0.005		<0.005	<0.005	
4/21/2016		<0.005			<0.005
6/15/2016	<0.005		0.00052 (J)	<0.005	<0.005
6/16/2016		<0.005			
8/9/2016					<0.005
8/10/2016	<0.005	0.00026 (J)	0.00053 (J)	<0.005	
9/27/2016	<0.005	0.00024 (J)	0.00047 (J)	<0.005	<0.005
11/15/2016	<0.005	<0.005	<0.005	<0.005	<0.005
1/11/2017					<0.005

Time Series

Constituent: Selenium (mg/L) Analysis Run 8/2/2022 3:45 PM
Plant McIntosh Client: Southern Company Data: McIntosh LF4 CCR

	GWC-1	GWC-10	GWC-11	GWC-12	GWA-15 (bg)
1/12/2017	0.00035 (J)	<0.005	0.00025 (J)	<0.005	
1/23/2017	<0.005				
2/28/2017					<0.005
3/1/2017	<0.005	<0.005	<0.005	<0.005	
4/20/2017	<0.005			<0.005	<0.005
4/24/2017		<0.005	<0.005		
7/19/2017	0.00026 (J)				0.00071 (J)
7/20/2017				<0.005	
7/24/2017		<0.005	0.00032 (J)		
1/11/2018	<0.005	<0.005	<0.005	<0.005	<0.005
7/11/2018					<0.005
7/12/2018	<0.005	<0.005	0.00025 (J)	<0.005	
1/29/2019					<0.005
1/30/2019	<0.005	<0.005	<0.005	<0.005	
3/26/2019					<0.005
3/27/2019	<0.005	<0.005	<0.005	<0.005	
9/11/2019	<0.005	<0.005	<0.005	<0.005	<0.005
4/1/2020	<0.005	<0.005		<0.005	<0.005
4/2/2020			<0.005		
9/15/2020	<0.005	<0.005	<0.005		<0.005
9/16/2020				<0.005	
3/16/2021	<0.005	<0.005		<0.005	
3/17/2021			<0.005		<0.005
8/18/2021	<0.005	<0.005	<0.005	<0.005	
8/19/2021					<0.005
2/22/2022					<0.005
2/23/2022	<0.005	<0.005	<0.005	<0.005	

Time Series

Constituent: Selenium (mg/L) Analysis Run 8/2/2022 3:45 PM
Plant McIntosh Client: Southern Company Data: McIntosh LF4 CCR

	GWC-17 (bg)	GWC-18 (bg)	GWC-19	GWC-20	GWC-21
12/8/2015	<0.005	<0.005	<0.005		
12/9/2015				<0.005	<0.005
12/14/2015	<0.005	<0.005		<0.005	<0.005
12/15/2015			<0.005		
12/28/2015	<0.005	<0.005	<0.005		
12/29/2015				<0.005	<0.005
1/13/2016	<0.005				
1/14/2016		<0.005	<0.005	<0.005	<0.005
1/25/2016				<0.005	<0.005
1/26/2016	<0.005	<0.005	<0.005		
4/19/2016		<0.005	<0.005		
4/20/2016	<0.005				
4/21/2016				<0.005	<0.005
6/15/2016	<0.005				
6/16/2016		<0.005	<0.005	<0.005	<0.005
8/9/2016	<0.005				
8/10/2016			<0.005	<0.005	<0.005
8/11/2016		<0.005			
9/27/2016	<0.005			<0.005	0.00043 (J)
9/28/2016		<0.005	<0.005		
11/15/2016	<0.005		<0.005	<0.005	<0.005
11/16/2016		<0.005			
1/11/2017	<0.005	<0.005			
1/12/2017					<0.005
1/13/2017				<0.005	
1/16/2017			<0.005		
3/1/2017	<0.005	<0.005	<0.005	<0.005	<0.005
4/20/2017	<0.005				
4/24/2017					<0.005
4/25/2017		<0.005	0.00052 (J)	0.0021	
7/19/2017	<0.005				
7/25/2017		<0.005	<0.005	<0.005	<0.005
1/11/2018	<0.005				<0.005
1/12/2018		<0.005	<0.005	<0.005	
7/11/2018	<0.005	0.00044 (J)	<0.005	<0.005	<0.005
1/29/2019	<0.005		<0.005	<0.005	
1/30/2019		<0.005			<0.005
3/27/2019	<0.005	<0.005	<0.005	<0.005	<0.005
9/11/2019	<0.005	<0.005	<0.005	<0.005	<0.005
4/1/2020	<0.005	<0.005	<0.005	<0.005	<0.005
9/15/2020	<0.005	<0.005		<0.005	<0.005
9/16/2020			<0.005		
3/16/2021	<0.005		<0.005	<0.005	
3/17/2021		<0.005			<0.005
8/19/2021	<0.005	<0.005	<0.005	<0.005	<0.005
2/22/2022	<0.005			<0.005	
2/23/2022		<0.005	<0.005		<0.005

Time Series

Constituent: Selenium (mg/L) Analysis Run 8/2/2022 3:45 PM
Plant McIntosh Client: Southern Company Data: McIntosh LF4 CCR

	GWC-23	GWA-4A (bg)	GWA-5 (bg)	GWC-9
8/25/2004		<0.005	<0.005	<0.005
9/11/2004		<0.005	<0.005	<0.005
9/26/2004		<0.005	<0.005	<0.005
10/13/2004		<0.005	<0.005	<0.005
7/11/2005		<0.005	<0.005	0.0058
12/7/2005		<0.005	<0.005	<0.005
6/22/2006		<0.005	<0.005	<0.005
11/28/2006		<0.005	<0.005	<0.005
7/6/2007		<0.005	<0.005	<0.005
12/13/2007		<0.005	<0.005	<0.005
6/20/2008		<0.005	<0.005	<0.005
12/7/2008		<0.005	<0.005	<0.005
7/9/2009		<0.005	<0.005	<0.005
12/29/2009			<0.005	<0.005
12/30/2009		<0.005		
6/22/2010		<0.005	<0.005	<0.005
1/4/2011		<0.005	<0.005	
1/5/2011				<0.005
7/9/2011			<0.005	<0.005
7/10/2011		<0.005		
1/21/2012		<0.005	<0.005	<0.005
7/11/2012		<0.005	<0.005	<0.005
1/19/2013			<0.005	<0.005
1/20/2013		<0.005		
7/18/2013			<0.005	<0.005
7/19/2013		<0.005		
1/15/2014			<0.005	<0.005
1/16/2014		<0.005		
7/10/2014		<0.005	<0.005	<0.005
1/15/2015			<0.005	
1/16/2015		<0.005		<0.005
6/19/2015			<0.005	
6/20/2015		<0.005		<0.005
1/14/2016		<0.005	<0.005	<0.005
4/19/2016				<0.005
4/20/2016		<0.005	<0.005	
6/14/2016		<0.005	<0.005	
6/15/2016				<0.005
6/16/2016	<0.005			
8/9/2016			<0.005	
8/10/2016	<0.005			<0.005
8/11/2016		<0.005		
9/27/2016		<0.005	<0.005	<0.005
9/28/2016	<0.005			
11/14/2016		<0.005		
11/15/2016			<0.005	<0.005
11/16/2016	<0.005			
1/10/2017		<0.005		
1/11/2017			<0.005	
1/13/2017				<0.005
1/17/2017	<0.005			
1/19/2017			0.0006 (J)	

Time Series

Constituent: Selenium (mg/L) Analysis Run 8/2/2022 3:45 PM
Plant McIntosh Client: Southern Company Data: McIntosh LF4 CCR

	GWC-23	GWA-4A (bg)	GWA-5 (bg)	GWC-9
1/24/2017			0.025 (o)	
2/28/2017		0.0024	<0.005	
3/1/2017				<0.005
3/2/2017	<0.005			
4/20/2017		<0.005	<0.005	
4/24/2017				<0.005
4/25/2017	<0.005			
7/13/2017	<0.005			
7/18/2017		0.00026 (J)	<0.005	
7/24/2017				<0.005
7/25/2017	<0.005			
1/10/2018		0.00069 (J)	<0.005	
1/12/2018	<0.005			<0.005
7/11/2018		<0.005	<0.005	
7/12/2018	<0.005			<0.005
1/29/2019		<0.005	<0.005	
1/30/2019	<0.005			<0.005
3/26/2019		<0.005	<0.005	
3/27/2019	<0.005			<0.005
9/10/2019		<0.005	<0.005	
9/11/2019	<0.005			<0.005
3/31/2020		<0.005	<0.005	
4/1/2020	<0.005			<0.005
9/15/2020	<0.005		<0.005	
9/16/2020		<0.005		<0.005
3/17/2021	<0.005	<0.005	<0.005	<0.005
8/19/2021	<0.005	<0.005	<0.005	<0.005
2/22/2022			<0.005	
2/23/2022	<0.005	<0.005		<0.005

Time Series

Constituent: Silver (mg/L) Analysis Run 8/2/2022 3:45 PM

Plant McIntosh Client: Southern Company Data: McIntosh LF4 CCR

	GWA-13 (bg)	GWA-14 (bg)	GWA-16 (bg)	GWA-2 (bg)	GWA-3 (bg)
8/25/2004				<0.001	<0.001
9/11/2004				<0.001	<0.001
9/26/2004				<0.001	<0.001
10/13/2004				<0.001	<0.001
7/11/2005				<0.001	<0.001
12/7/2005				<0.001	<0.001
6/22/2006				<0.001	<0.001
11/28/2006				<0.001	<0.001
7/6/2007				<0.001	<0.001
12/13/2007				<0.001	<0.001
6/20/2008				<0.001	<0.001
12/7/2008				<0.001	<0.001
7/9/2009				<0.001	<0.001
12/28/2009				<0.001	<0.001
6/22/2010				<0.001	<0.001
1/4/2011				<0.001	
1/5/2011					<0.001
7/9/2011				<0.001	<0.001
1/20/2012					<0.001
1/21/2012				<0.001	
7/11/2012				<0.001	<0.001
1/19/2013					<0.001
1/20/2013				<0.001	
7/18/2013					<0.001
7/19/2013				<0.001	
1/15/2014				<0.001	<0.001
7/11/2014				<0.001	<0.001
1/15/2015					<0.001
1/16/2015				<0.001	
6/19/2015					<0.001
6/20/2015				<0.001	
12/7/2015	<0.001	<0.001	<0.001		
12/14/2015			<0.001		
12/15/2015	<0.001	<0.001			
12/28/2015			<0.001		
12/29/2015	<0.001	<0.001			
1/13/2016	<0.001	<0.001	<0.001		
1/16/2016				<0.001	<0.001
1/25/2016	<0.001	<0.001	<0.001		
6/14/2016	<0.001	<0.001		<0.001	<0.001
6/15/2016			<0.001		
1/10/2017				<0.001	<0.001
1/11/2017		<0.001	<0.001		
1/12/2017	<0.001				
7/17/2017				<0.001	
7/18/2017	<0.001				<0.001
7/19/2017		<0.001	<0.001		
1/10/2018	<0.001			<0.001	<0.001
1/11/2018		<0.001	<0.001		
7/11/2018	<0.001	<0.001	<0.001	<0.001	<0.001
1/29/2019	<0.001	<0.001	<0.001	<0.001	<0.001
3/26/2019	<0.001	<0.001	<0.001		

Time Series

Constituent: Silver (mg/L) Analysis Run 8/2/2022 3:45 PM
Plant McIntosh Client: Southern Company Data: McIntosh LF4 CCR

	GWA-13 (bg)	GWA-14 (bg)	GWA-16 (bg)	GWA-2 (bg)	GWA-3 (bg)
3/27/2019				<0.001	<0.001
9/10/2019	<0.001	<0.001	<0.001		
9/11/2019				<0.001	<0.001
3/31/2020	<0.001				
4/1/2020		<0.001	<0.001	<0.001	<0.001
9/15/2020	<0.001	<0.001	<0.001	<0.001	<0.001
3/16/2021	<0.001	<0.001	<0.001	<0.001	<0.001
8/17/2021		<0.001	<0.001	<0.001	<0.001
8/18/2021	<0.001				
2/22/2022	<0.001	<0.001	<0.001	<0.001	<0.001

Time Series

Constituent: Silver (mg/L) Analysis Run 8/2/2022 3:45 PM
Plant McIntosh Client: Southern Company Data: McIntosh LF4 CCR

	GWC-1	GWC-10	GWC-11	GWC-12	GWA-15 (bg)
8/25/2004	<0.001	<0.001	<0.001	<0.001	
9/11/2004	<0.001	<0.001	<0.001	<0.001	
9/26/2004	<0.001	<0.001	<0.001	<0.001	
10/13/2004		<0.001	<0.001	<0.001	
7/11/2005	<0.001	<0.001	<0.001	<0.001	
12/7/2005	<0.001	<0.001	<0.001	<0.001	
6/22/2006	<0.001	<0.001	<0.001	<0.001	
11/28/2006	<0.001	<0.001	<0.001	<0.001	
7/6/2007	<0.001	<0.001	<0.001	<0.001	
12/13/2007	<0.001	<0.001	<0.001	<0.001	
6/20/2008	<0.001	<0.001	<0.001	<0.001	
12/7/2008	<0.001	<0.001	<0.001	<0.001	
7/9/2009	<0.001				
7/10/2009		<0.001	<0.001	<0.001	
12/28/2009	<0.001			<0.001	
12/29/2009		<0.001	<0.001		
6/22/2010	<0.001	<0.001	<0.001	<0.001	
1/4/2011	<0.001	<0.001		<0.001	
1/5/2011			<0.001		
7/9/2011	<0.001		<0.001	<0.001	
7/10/2011		<0.001			
1/20/2012				<0.001	
1/21/2012	<0.001	<0.001	<0.001		
7/11/2012	<0.001	<0.001	<0.001	<0.001	
1/19/2013			<0.001	<0.001	
1/20/2013	<0.001	<0.001			
7/18/2013				<0.001	
7/19/2013	<0.001	<0.001	<0.001		
1/15/2014	<0.001		<0.001	<0.001	
1/16/2014		<0.001			
7/10/2014		<0.001			
7/11/2014	<0.001		0.00061 (J)	<0.001	
1/15/2015				<0.001	
1/16/2015	<0.001	<0.001	<0.001		
6/19/2015				<0.001	
6/20/2015	<0.001	<0.001	<0.001		
12/7/2015					<0.001
12/15/2015					<0.001
12/28/2015					<0.001
1/13/2016					<0.001
1/14/2016			<0.001		
1/16/2016	<0.001	<0.001		<0.001	
1/25/2016					<0.001
6/15/2016	<0.001		<0.001	<0.001	<0.001
6/16/2016		<0.001			
1/11/2017					<0.001
1/12/2017	<0.001	<0.001	<0.001	<0.001	
7/19/2017	<0.001				<0.001
7/20/2017				<0.001	
7/24/2017		<0.001	<0.001		
1/11/2018	<0.001	<0.001	<0.001	<0.001	<0.001
7/11/2018					<0.001

Time Series

Constituent: Silver (mg/L) Analysis Run 8/2/2022 3:45 PM
Plant McIntosh Client: Southern Company Data: McIntosh LF4 CCR

	GWC-1	GWC-10	GWC-11	GWC-12	GWA-15 (bg)
7/12/2018	<0.001	<0.001	<0.001	<0.001	
1/29/2019					<0.001
1/30/2019	<0.001	<0.001	<0.001	<0.001	
3/26/2019					<0.001
3/27/2019	<0.001	<0.001	<0.001	<0.001	
9/11/2019	<0.001	<0.001	<0.001	<0.001	<0.001
4/1/2020	<0.001	<0.001		<0.001	<0.001
4/2/2020			<0.001		
9/15/2020	<0.001	<0.001	<0.001		<0.001
9/16/2020				<0.001	
3/16/2021	<0.001	<0.001		<0.001	
3/17/2021			<0.001		<0.001
8/18/2021	<0.001	<0.001	<0.001	<0.001	
8/19/2021					<0.001
2/22/2022					<0.001
2/23/2022	<0.001	<0.001	<0.001	<0.001	

Time Series

Constituent: Silver (mg/L) Analysis Run 8/2/2022 3:45 PM

Plant McIntosh Client: Southern Company Data: McIntosh LF4 CCR

	GWC-17 (bg)	GWC-18 (bg)	GWC-19	GWC-20	GWC-21
12/8/2015	<0.001	<0.001	<0.001		
12/9/2015				<0.001	<0.001
12/14/2015	<0.001	<0.001		<0.001	<0.001
12/15/2015			<0.001		
12/28/2015	<0.001	<0.001	<0.001		
12/29/2015				<0.001	<0.001
1/13/2016	<0.001				
1/14/2016		<0.001	<0.001	<0.001	<0.001
1/25/2016				<0.001	<0.001
1/26/2016	<0.001	<0.001	<0.001		
6/15/2016	<0.001				
6/16/2016		<0.001	<0.001	<0.001	<0.001
1/11/2017	<0.001	<0.001			
1/12/2017					<0.001
1/13/2017				<0.001	
1/16/2017			<0.001		
7/19/2017	<0.001				
7/25/2017		<0.001	<0.001	<0.001	<0.001
1/11/2018	<0.001				<0.001
1/12/2018		<0.001	<0.001	<0.001	
7/11/2018	<0.001	<0.001	<0.001	<0.001	<0.001
1/29/2019	<0.001		<0.001	<0.001	
1/30/2019		<0.001			<0.001
3/27/2019	<0.001	<0.001	<0.001	<0.001	<0.001
9/11/2019	<0.001	<0.001	<0.001	<0.001	<0.001
4/1/2020	<0.001	<0.001	<0.001	<0.001	<0.001
9/15/2020	<0.001	<0.001		<0.001	<0.001
9/16/2020			<0.001		
3/16/2021	<0.001		<0.001	<0.001	
3/17/2021		<0.001			<0.001
8/19/2021	<0.001	<0.001	<0.001	<0.001	<0.001
2/22/2022	<0.001			<0.001	
2/23/2022		<0.001	<0.001		<0.001

Time Series

Constituent: Silver (mg/L) Analysis Run 8/2/2022 3:45 PM
Plant McIntosh Client: Southern Company Data: McIntosh LF4 CCR

	GWC-23	GWA-4A (bg)	GWA-5 (bg)	GWC-9
8/25/2004		<0.001	<0.001	<0.001
9/11/2004		<0.001	<0.001	<0.001
9/26/2004		<0.001	<0.001	<0.001
10/13/2004		<0.001	<0.001	<0.001
7/11/2005		<0.001	<0.001	<0.001
12/7/2005		<0.001	<0.001	<0.001
6/22/2006		<0.001	<0.001	<0.001
11/28/2006		<0.001	<0.001	<0.001
7/6/2007		<0.001	<0.001	<0.001
12/13/2007		<0.001	<0.001	<0.001
6/20/2008		<0.001	<0.001	<0.001
12/7/2008		<0.001	<0.001	<0.001
7/9/2009		<0.001	<0.001	<0.001
12/29/2009			<0.001	<0.001
12/30/2009		<0.001		
6/22/2010		<0.001	<0.001	<0.001
1/4/2011		<0.001	<0.001	
1/5/2011				<0.001
7/9/2011			<0.001	<0.001
7/10/2011		<0.001		
1/21/2012		<0.001	<0.001	<0.001
7/11/2012		<0.001	<0.001	<0.001
1/19/2013			<0.001	<0.001
1/20/2013		<0.001		
7/18/2013			<0.001	<0.001
7/19/2013		<0.001		
1/15/2014			<0.001	<0.001
1/16/2014		<0.001		
7/10/2014		<0.001	<0.001	<0.001
1/15/2015			<0.001	
1/16/2015		<0.001		<0.001
6/19/2015			<0.001	
6/20/2015		<0.001		<0.001
1/14/2016		<0.001	<0.001	<0.001
6/14/2016		<0.001	<0.001	
6/15/2016				<0.001
6/16/2016	<0.001			
1/10/2017		<0.001		
1/11/2017			<0.001	
1/13/2017				<0.001
1/17/2017	<0.001			
7/18/2017		<0.001	<0.001	
7/24/2017				<0.001
7/25/2017	<0.001			
1/10/2018		<0.001	<0.001	
1/12/2018	<0.001			<0.001
7/11/2018		<0.001	<0.001	
7/12/2018	<0.001			<0.001
1/29/2019		<0.001	<0.001	
1/30/2019	<0.001			<0.001
3/26/2019		<0.001	<0.001	
3/27/2019	<0.001			<0.001

Time Series

Constituent: Silver (mg/L) Analysis Run 8/2/2022 3:45 PM
Plant McIntosh Client: Southern Company Data: McIntosh LF4 CCR

	GWC-23	GWA-4A (bg)	GWA-5 (bg)	GWC-9
9/10/2019		<0.001	<0.001	
9/11/2019	<0.001			<0.001
3/31/2020		<0.001	<0.001	
4/1/2020	<0.001			<0.001
9/15/2020	<0.001		<0.001	
9/16/2020		<0.001		<0.001
3/17/2021	<0.001	<0.001	<0.001	<0.001
8/19/2021	<0.001	<0.001	<0.001	<0.001
2/22/2022			<0.001	
2/23/2022	<0.001	<0.001		<0.001

Time Series

Constituent: Sulfate (mg/L) Analysis Run 8/2/2022 3:45 PM
Plant McIntosh Client: Southern Company Data: McIntosh LF4 CCR

	GWA-13 (bg)	GWA-14 (bg)	GWA-16 (bg)	GWA-2 (bg)	GWA-3 (bg)
4/19/2016				1.27	1.03
4/20/2016	0.496 (J)	5.85	0.53 (J)		
6/14/2016	0.62 (J)	4.6		1.7	0.88 (J)
6/15/2016			0.67 (J)		
8/9/2016	<1	2.7	<1	<1	<1
9/26/2016				<1	
9/27/2016	<1	2	<1		0.9 (J)
11/14/2016					<1
11/15/2016	<1	1.5	<1	<1	
1/10/2017				0.83 (J)	1.2
1/11/2017		1.4	<1		
1/12/2017	<1				
2/28/2017	<1	1.1		0.99 (J)	1.1
3/1/2017			<1		
4/19/2017				0.97 (J)	<1
4/20/2017	<1	0.82 (J)	<1		
10/10/2017				<1	
10/11/2017	<1	<1	<1		<1
1/10/2018	<1			<1	1.1
1/11/2018		<1	<1		
7/11/2018	<1	<1	<1	<1	<1
1/29/2019	1.2	0.52 (J)	<1	0.64 (J)	<1
3/26/2019	0.63	0.92	0.9		
3/27/2019				<1	0.7
9/10/2019	0.93 (J)	0.83 (J)	0.83 (J)		
9/11/2019				0.76 (J)	1
3/31/2020	1.4				
4/1/2020		0.67 (J)	0.73 (J)	0.95 (J)	1.1
9/15/2020	0.38 (J)	1.1	0.44 (J)	<1	0.47 (J)
3/16/2021	<1	<1	<1	<1	<1
8/17/2021		<1	<1	<1	<1
8/18/2021	<1				
2/22/2022	<1	<1	<1	<1	<1

Time Series

Constituent: Sulfate (mg/L) Analysis Run 8/2/2022 3:45 PM
Plant McIntosh Client: Southern Company Data: McIntosh LF4 CCR

	GWC-1	GWC-10	GWC-11	GWC-12	GWA-15 (bg)
4/20/2016	1.79		4.37	0.601 (J)	
4/21/2016		1.93			0.503 (J)
6/15/2016	2		5.7	0.8 (J)	0.62 (J)
6/16/2016		2.3			
8/9/2016					<1
8/10/2016	0.96 (J)	2.9	4.5	<1	
9/27/2016	0.75 (J)	3.2	4.4	<1	<1
11/15/2016	0.97 (J)	3.5	4.4	<1	<1
1/11/2017					<1
1/12/2017	1.7	4.2	4.6	<1	
2/28/2017					<1
3/1/2017	2	3.5	4.5	<1	
4/20/2017	1.3			<1	<1
4/24/2017		3.5	4		
10/11/2017	1.3		4.5		<1
10/12/2017		2.7		<1	
1/11/2018	1.6	2.6	3.5	<1	<1
7/11/2018					<1
7/12/2018	1.1	5	5.9	<1	
1/29/2019					0.43 (J)
1/30/2019	2.1	5	4.3	0.65 (J)	
3/26/2019					0.79
3/27/2019	1.6	4.3	5.4	0.67	
9/11/2019	1.3	5.2	3.8	1	1.2
4/1/2020	2	2.2		0.91 (J)	0.49 (J)
4/2/2020			3.4		
9/15/2020	1.6	3.6	5		0.44 (J)
9/16/2020				0.53 (J)	
3/16/2021	1.6	2.4		<1	
3/17/2021			5.6		<1
8/18/2021	1.2	3	4.1	<1	
8/19/2021					0.8 (J)
2/22/2022					<1
2/23/2022	1.6	3.4	2.9	1.1	

Time Series

Constituent: Sulfate (mg/L) Analysis Run 8/2/2022 3:45 PM
Plant McIntosh Client: Southern Company Data: McIntosh LF4 CCR

	GWC-17 (bg)	GWC-18 (bg)	GWC-19	GWC-20	GWC-21
4/19/2016		4.84	2.21		
4/20/2016	2.93				
4/21/2016				5.25	1.99
6/15/2016	1.8				
6/16/2016		9 (O)	2.5	3.9	1.6
8/9/2016	1.6				
8/10/2016			2.7	2.8	1.1
8/11/2016		5			
9/27/2016	1.5			2.6	1.1
9/28/2016		5.1	2.5		
11/15/2016	1.3		2.2	1.9	1
11/16/2016		4.9			
1/11/2017	1.1	5.2			
1/12/2017					1.2
1/13/2017				1.8	
1/16/2017			2.1		
3/1/2017	1.3	4.6	1.9	1.7	1.2
4/20/2017	0.77 (J)				
4/24/2017					0.95 (J)
4/25/2017		4.6	1.6	1.3	
10/11/2017	<1				
10/12/2017		4	1.7	1.1	0.72 (J)
12/13/2017		4			
1/11/2018	<1				<1
1/12/2018		4.5	1.5	0.86 (J)	
7/11/2018	<1	5	1.4	0.9 (J)	<1
1/29/2019	<1		1.4	1.3	
1/30/2019		5.8			0.72 (J)
3/27/2019	<1	4.8	1.6	1.7	0.92
9/11/2019	0.85 (J)	4.5	1.8	0.97 (J)	0.94 (J)
4/1/2020	<1	4.1	2.1	1.6	0.81 (J)
9/15/2020	<1	2.7		0.67 (J)	0.56 (J)
9/16/2020			1.6		
3/16/2021	<1		1.9	0.98 (J)	
3/17/2021		3.5			<1
8/19/2021	<1	3.5	2.5	1.3	0.79 (J)
2/22/2022	<1			1.4	
2/23/2022		4.5	3.1		1

Time Series

Constituent: Sulfate (mg/L) Analysis Run 8/2/2022 3:45 PM
Plant McIntosh Client: Southern Company Data: McIntosh LF4 CCR

	GWC-23	GWA-4A (bg)	GWA-5 (bg)	GWC-9
4/19/2016				3.84
4/20/2016		7.31	0.367 (J)	
6/14/2016		8.6	0.48 (J)	
6/15/2016				3.8
6/16/2016	9.2 (o)			
8/9/2016			<1	
8/10/2016	3.1			1.6
8/11/2016		3.7		
9/27/2016		4.6	<1	0.91 (J)
9/28/2016	3.1			
11/14/2016		7.4		
11/15/2016			<1	<1
11/16/2016	3.2			
1/10/2017		4.7		
1/11/2017			<1	
1/13/2017				<1
1/17/2017	2.6			
2/28/2017		4.1	<1	
3/1/2017				1.5
3/2/2017	3.3			
4/20/2017		5.9	<1	
4/24/2017				1.2
4/25/2017	2.4			
7/13/2017	2.1			
10/10/2017		7.3		
10/11/2017			<1	
10/12/2017	2.1			2.3
1/10/2018		7.6	<1	
1/12/2018	1.9			<1
7/11/2018		14	<1	
7/12/2018	2			<1
1/29/2019		8.7	<1	
1/30/2019	2.4			0.58 (J)
3/26/2019		11	0.68	
3/27/2019	2.8			1.2
9/10/2019		9.8	0.77 (J)	
9/11/2019	2.5			0.92 (J)
3/31/2020		6.2	0.76 (J)	
4/1/2020	2			4.1
9/15/2020	1.9		<1	
9/16/2020		4.1		<1
3/17/2021	1.8	3.5	<1	<1
8/19/2021	1.9	5.4	<1	<1
2/22/2022			<1	
2/23/2022	2.4	2.7		<1

Time Series

Constituent: Thallium (mg/L) Analysis Run 8/2/2022 3:45 PM
Plant McIntosh Client: Southern Company Data: McIntosh LF4 CCR

	GWA-13 (bg)	GWA-14 (bg)	GWA-16 (bg)	GWA-2 (bg)	GWA-3 (bg)
8/25/2004				<0.001	<0.001
9/11/2004				<0.001	<0.001
9/26/2004				<0.001	<0.001
10/13/2004				<0.001	<0.001
7/11/2005				<0.001	<0.001
12/7/2005				<0.001	<0.001
6/22/2006				<0.001	<0.001
11/28/2006				<0.001	<0.001
7/6/2007				<0.001	<0.001
12/13/2007				<0.001	<0.001
6/20/2008				<0.001	<0.001
12/7/2008				<0.001	<0.001
7/9/2009				<0.001	<0.001
12/28/2009				<0.001	<0.001
6/22/2010				<0.001	<0.001
1/4/2011				<0.001	<0.001
7/9/2011				<0.001	<0.001
1/20/2012					<0.001
1/21/2012				<0.001	
7/11/2012				<0.001	<0.001
1/19/2013					<0.001
1/20/2013				<0.001	
7/18/2013					<0.001
7/19/2013				<0.001	
1/15/2014				<0.001	<0.001
6/19/2015					<0.001
6/20/2015				<0.001	
12/7/2015	<0.001	<0.001	<0.001		
12/14/2015			<0.001		
12/15/2015	<0.001	<0.001			
12/28/2015			<0.001		
12/29/2015	0.0001 (J)	<0.001			
1/13/2016	6E-05 (J)	7.9E-05 (J)	<0.001		
1/16/2016				<0.001	<0.001
1/25/2016	<0.001	<0.001	<0.001		
4/19/2016				<0.001	<0.001
4/20/2016	<0.001	<0.001	<0.001		
6/14/2016	<0.001	<0.001		<0.001	<0.001
6/15/2016			<0.001		
8/9/2016	<0.001	<0.001	<0.001	<0.001	<0.001
9/26/2016				<0.001	
9/27/2016	<0.001	<0.001	<0.001		<0.001
11/14/2016					<0.001
11/15/2016	<0.001	<0.001	<0.001	<0.001	
1/10/2017				<0.001	<0.001
1/11/2017		<0.001	<0.001		
1/12/2017	<0.001				
2/28/2017	<0.001	<0.001		<0.001	<0.001
3/1/2017			<0.001		
4/19/2017				<0.001	<0.001
4/20/2017	<0.001	<0.001	<0.001		
7/17/2017				<0.001	

Time Series

Constituent: Thallium (mg/L) Analysis Run 8/2/2022 3:45 PM
Plant McIntosh Client: Southern Company Data: McIntosh LF4 CCR

	GWA-13 (bg)	GWA-14 (bg)	GWA-16 (bg)	GWA-2 (bg)	GWA-3 (bg)
7/18/2017	<0.001				<0.001
7/19/2017		<0.001	<0.001		
1/10/2018	<0.001			<0.001	<0.001
1/11/2018		<0.001	<0.001		
7/11/2018	<0.001	<0.001	<0.001	<0.001	<0.001
1/29/2019	<0.001	<0.001	<0.001	<0.001	<0.001
3/26/2019	<0.001	<0.001	<0.001		
3/27/2019				<0.001	<0.001
9/10/2019	0.00057 (J)	0.00021 (J)	0.0002 (J)		
9/11/2019				<0.001	<0.001
3/31/2020	<0.001				
4/1/2020		0.00018 (J)	<0.001	0.00017 (J)	<0.001
9/15/2020	<0.001	<0.001	<0.001	0.00029 (J)	0.00017 (J)
3/16/2021	<0.001	<0.001	<0.001	<0.001	<0.001
8/17/2021		0.0006 (J)	0.00025 (J)	0.00062 (J)	0.00015 (J)
8/18/2021	0.00016 (J)				
2/22/2022	<0.001	<0.001	<0.001	<0.001	<0.001

Time Series

Constituent: Thallium (mg/L) Analysis Run 8/2/2022 3:45 PM
Plant McIntosh Client: Southern Company Data: McIntosh LF4 CCR

	GWC-1	GWC-10	GWC-11	GWC-12	GWA-15 (bg)
8/25/2004	<0.001	<0.001	<0.001	<0.001	
9/11/2004	<0.001	<0.001	<0.001	<0.001	
9/26/2004	<0.001	<0.001	<0.001	<0.001	
10/13/2004	<0.001	<0.001	<0.001	<0.001	
7/11/2005	<0.001	<0.001	<0.001	<0.001	
12/7/2005	<0.001	<0.001	<0.001	<0.001	
6/22/2006	<0.001	<0.001	<0.001	<0.001	
11/28/2006	<0.001	<0.001	<0.001	<0.001	
7/6/2007	<0.001	<0.001	<0.001	<0.001	
12/13/2007	<0.001	<0.001	<0.001	<0.001	
6/20/2008	<0.001	<0.001	<0.001	<0.001	
12/7/2008	<0.001	<0.001	<0.001	<0.001	
7/9/2009	<0.001				
7/10/2009		<0.001	<0.001	<0.001	
12/28/2009	<0.001			<0.001	
12/29/2009		<0.001	<0.001		
6/22/2010	<0.001	<0.001	<0.001	<0.001	
1/4/2011	<0.001	<0.001		<0.001	
1/5/2011			<0.001		
7/9/2011	<0.001	<0.001	<0.001	<0.001	
1/20/2012				<0.001	
1/21/2012	<0.001	<0.001	<0.001		
7/11/2012	<0.001	<0.001	<0.001	<0.001	
1/19/2013			<0.001	<0.001	
1/20/2013	<0.001	<0.001			
7/18/2013		<0.001		<0.001	
7/19/2013	<0.001		<0.001		
1/15/2014	<0.001		<0.001	<0.001	
1/16/2014		<0.001			
6/19/2015				<0.001	
6/20/2015	<0.001	<0.001	<0.001		
12/7/2015					<0.001
12/15/2015					<0.001
12/28/2015					<0.001
1/13/2016					<0.001
1/14/2016			6.1E-05 (J)		
1/16/2016	<0.001	<0.001		<0.001	
1/25/2016					<0.001
4/20/2016	<0.001		<0.001	<0.001	
4/21/2016		<0.001			<0.001
6/15/2016	<0.001		<0.001	<0.001	<0.001
6/16/2016		<0.001			
8/9/2016					<0.001
8/10/2016	<0.001	<0.001	<0.001	<0.001	
9/27/2016	<0.001	<0.001	<0.001	<0.001	<0.001
11/15/2016	<0.001	<0.001	<0.001	<0.001	<0.001
1/11/2017					<0.001
1/12/2017	<0.001	<0.001	<0.001	<0.001	
1/23/2017	<0.001				
2/28/2017					<0.001
3/1/2017	<0.001	<0.001	<0.001	<0.001	
4/20/2017	<0.001			<0.001	<0.001

Time Series

Constituent: Thallium (mg/L) Analysis Run 8/2/2022 3:45 PM
Plant McIntosh Client: Southern Company Data: McIntosh LF4 CCR

	GWC-1	GWC-10	GWC-11	GWC-12	GWA-15 (bg)
4/24/2017		<0.001	<0.001		
7/19/2017	<0.001				<0.001
7/20/2017				<0.001	
7/24/2017		<0.001	<0.001		
1/11/2018	<0.001	<0.001	<0.001	<0.001	<0.001
7/11/2018					<0.001
7/12/2018	<0.001	<0.001	<0.001	<0.001	
1/29/2019					<0.001
1/30/2019	<0.001	<0.001	<0.001	<0.001	
3/26/2019					<0.001
3/27/2019	<0.001	<0.001	<0.001	<0.001	
9/11/2019	<0.001	0.0002 (J)	<0.001	0.00017 (J)	<0.001
4/1/2020	<0.001	0.00031 (J)		<0.001	<0.001
4/2/2020			0.00028 (J)		
9/15/2020	<0.001	<0.001	<0.001		<0.001
9/16/2020				<0.001	
3/16/2021	<0.001	0.00037 (J)		0.00022 (J)	
3/17/2021			0.00047 (J)		<0.001
8/18/2021	<0.001	<0.001	<0.001	<0.001	
8/19/2021					<0.001
2/22/2022					<0.001
2/23/2022	<0.001	<0.001	<0.001	<0.001	

Time Series

Constituent: Thallium (mg/L) Analysis Run 8/2/2022 3:45 PM
Plant McIntosh Client: Southern Company Data: McIntosh LF4 CCR

	GWC-17 (bg)	GWC-18 (bg)	GWC-19	GWC-20	GWC-21
12/8/2015	0.0001 (J)	0.0001 (J)	<0.001		
12/9/2015				0.0001 (J)	<0.001
12/14/2015	9E-05 (J)	0.0001 (J)		9E-05 (J)	<0.001
12/15/2015			<0.001		
12/28/2015	9E-05 (J)	0.0001 (J)	<0.001		
12/29/2015				0.0001 (J)	<0.001
1/13/2016	0.0001 (J)				
1/14/2016		0.000137 (J)	7.9E-05 (J)	0.000118 (J)	<0.001
1/25/2016				0.000102 (J)	<0.001
1/26/2016	9.5E-05 (J)	0.000142 (J)	<0.001		
4/19/2016		<0.001	<0.001		
4/20/2016	<0.001				
4/21/2016				<0.001	<0.001
6/15/2016	3.8E-05 (J)				
6/16/2016		0.00013 (J)	<0.001	5.2E-05 (J)	2.7E-05 (J)
8/9/2016	<0.001				
8/10/2016			<0.001	<0.001	<0.001
8/11/2016		0.00011 (J)			
9/27/2016	<0.001			<0.001	0.00016 (J)
9/28/2016		0.00012 (J)	<0.001		
11/15/2016	<0.001		<0.001	<0.001	<0.001
11/16/2016		<0.001			
1/11/2017	<0.001	9.5E-05 (J)			
1/12/2017					<0.001
1/13/2017				<0.001	
1/16/2017			<0.001		
3/1/2017	<0.001	0.00011 (J)	<0.001	<0.001	<0.001
4/20/2017	<0.001				
4/24/2017					<0.001
4/25/2017		0.00012 (J)	<0.001	<0.001	
7/19/2017	<0.001				
7/25/2017		0.00011 (J)	<0.001	<0.001	<0.001
1/11/2018	<0.001				<0.001
1/12/2018		0.00011 (J)	<0.001	<0.001	
7/11/2018	<0.001	9.5E-05 (J)	<0.001	<0.001	<0.001
1/29/2019	<0.001		<0.001	<0.001	
1/30/2019		0.00012 (J)			<0.001
3/27/2019	<0.001	<0.001	<0.001	<0.001	<0.001
9/11/2019	<0.001	0.00018 (J)	0.00019 (J)	0.00034 (J)	0.00041 (J)
4/1/2020	<0.001	<0.001	<0.001	<0.001	<0.001
9/15/2020	<0.001	<0.001		<0.001	<0.001
9/16/2020			0.00026 (J)		
3/16/2021	<0.001		<0.001	<0.001	
3/17/2021		0.00016 (J)			<0.001
8/19/2021	<0.001	<0.001	<0.001	<0.001	<0.001
2/22/2022	<0.001			<0.001	
2/23/2022		<0.001	<0.001		<0.001

Time Series

Constituent: Thallium (mg/L) Analysis Run 8/2/2022 3:45 PM
Plant McIntosh Client: Southern Company Data: McIntosh LF4 CCR

	GWC-23	GWA-4A (bg)	GWA-5 (bg)	GWC-9
8/25/2004		<0.001	<0.001	<0.001
9/11/2004		<0.001	<0.001	<0.001
9/26/2004		<0.001	<0.001	<0.001
10/13/2004		<0.001	<0.001	<0.001
7/11/2005		<0.001	<0.001	<0.001
12/7/2005		<0.001	<0.001	<0.001
6/22/2006		<0.001	<0.001	<0.001
11/28/2006		<0.001	<0.001	<0.001
7/6/2007		<0.001	<0.001	<0.001
12/13/2007		<0.001	<0.001	<0.001
6/20/2008		<0.001	<0.001	<0.001
12/7/2008		<0.001	<0.001	<0.001
7/9/2009		<0.001	<0.001	<0.001
12/29/2009			<0.001	<0.001
12/30/2009		<0.001		
6/22/2010		<0.001	<0.001	<0.001
1/4/2011		<0.001	<0.001	
1/5/2011				<0.001
7/9/2011		<0.001	<0.001	<0.001
1/21/2012		<0.001	<0.001	<0.001
7/11/2012		<0.001	<0.001	<0.001
1/19/2013			<0.001	<0.001
1/20/2013		<0.001		
7/18/2013			<0.001	<0.001
7/19/2013		<0.001		
1/15/2014			<0.001	<0.001
1/16/2014		<0.001		
6/19/2015			<0.001	
6/20/2015		<0.001		<0.001
1/14/2016		<0.001	<0.001	<0.001
4/19/2016				<0.001
4/20/2016		<0.001	<0.001	
6/14/2016		3.6E-05 (J)	<0.001	
6/15/2016				<0.001
6/16/2016	<0.001			
8/9/2016			<0.001	
8/10/2016	<0.001			<0.001
8/11/2016		<0.001		
9/27/2016		<0.001	<0.001	<0.001
9/28/2016	<0.001			
11/14/2016		<0.001		
11/15/2016			<0.001	<0.001
11/16/2016	<0.001			
1/10/2017		<0.001		
1/11/2017			<0.001	
1/13/2017				<0.001
1/17/2017	<0.001			
1/19/2017			<0.001	
1/24/2017			0.00072	
2/28/2017		<0.001	<0.001	
3/1/2017				<0.001
3/2/2017	<0.001			

Time Series

Constituent: Thallium (mg/L) Analysis Run 8/2/2022 3:45 PM
Plant McIntosh Client: Southern Company Data: McIntosh LF4 CCR

	GWC-23	GWA-4A (bg)	GWA-5 (bg)	GWC-9
4/20/2017		<0.001	<0.001	
4/24/2017				<0.001
4/25/2017	<0.001			
7/13/2017	<0.001			
7/18/2017		<0.001	<0.001	
7/24/2017				<0.001
7/25/2017	9E-05 (J)			
1/10/2018		<0.001	<0.001	
1/12/2018	0.00011 (J)			<0.001
7/11/2018		<0.001	<0.001	
7/12/2018	0.0001 (J)			<0.001
1/29/2019		<0.001	<0.001	
1/30/2019	0.00016 (J)			<0.001
3/26/2019		<0.001	<0.001	
3/27/2019	0.00011			<0.001
9/10/2019		0.00033 (J)	<0.001	
9/11/2019	0.00034 (J)			0.00023 (J)
3/31/2020		<0.001	<0.001	
4/1/2020	<0.001			<0.001
9/15/2020	<0.001		<0.001	
9/16/2020		<0.001		<0.001
3/17/2021	<0.001	<0.001	<0.001	<0.001
8/19/2021	<0.001	<0.001	<0.001	<0.001
2/22/2022			<0.001	
2/23/2022	<0.001	<0.001		<0.001

Time Series

Constituent: Total Dissolved Solids (mg/L) Analysis Run 8/2/2022 3:45 PM

Plant McIntosh Client: Southern Company Data: McIntosh LF4 CCR

	GWA-13 (bg)	GWA-14 (bg)	GWA-16 (bg)	GWA-2 (bg)	GWA-3 (bg)
4/19/2016				<10	<10
4/20/2016	<10	<10	<10		
6/14/2016	47	65		55	46
6/15/2016			67		
8/9/2016	10	24	4 (J)	6	18
9/26/2016				24	
9/27/2016	16	14	18		30
11/14/2016					26
11/15/2016	4 (J)	18	26	38	
1/10/2017				18	18
1/11/2017		6	<10		
1/12/2017	26				
2/28/2017	6	14		12	22
3/1/2017			6		
4/19/2017				14	14
4/20/2017	<10	<10	<10		
10/10/2017				10	
10/11/2017	32	22	24		30
1/10/2018	10			6	28
1/11/2018		36	6		
7/11/2018	28 (J)	20 (J)	24 (J)	16 (J)	12 (J)
1/29/2019	24	22	26	36	27
3/26/2019	<10	17	27		
3/27/2019				36	35
9/10/2019	21	16	13		
9/11/2019				28	15
3/31/2020	17				
4/1/2020		<10	15	32	20
9/15/2020	17	17	14	22	<10
3/16/2021	23	17	20	24	25
8/17/2021		19	19	48	21
8/18/2021	21				
2/22/2022	17	16	17	27	16

Time Series

Constituent: Total Dissolved Solids (mg/L) Analysis Run 8/2/2022 3:45 PM

Plant McIntosh Client: Southern Company Data: McIntosh LF4 CCR

	GWC-1	GWC-10	GWC-11	GWC-12	GWA-15 (bg)
4/20/2016	<10		32	41	
4/21/2016		49			<10
6/15/2016	52		81	27	58
6/16/2016		109			
8/9/2016					6
8/10/2016	10	58	64	6	
9/27/2016	30	100	60	16	16
11/15/2016	32	94	72	22	18
1/11/2017					8
1/12/2017	52	110	84	44	
2/28/2017					4 (J)
3/1/2017	44	110	64	8	
4/20/2017	20			<10	10
4/24/2017		32	46		
10/11/2017	54		88		26
10/12/2017		74		12	
12/12/2017		150			
12/13/2017			68		
1/11/2018	100	150	10	34	56
7/11/2018					<5 (J)
7/12/2018	24 (J)	140 (J)	94 (J)	26 (J)	
1/29/2019					23
1/30/2019	55 (J)	160 (J)	89 (J)	22 (J)	
3/26/2019					17
3/27/2019	26	130	79	24	
9/11/2019	49	130	39	28	15
4/1/2020	39	130		20	21
4/2/2020			63		
9/15/2020	25	140	82		13
9/16/2020				17	
3/16/2021	29	130		19	
3/17/2021			81		29
8/18/2021	33	140	97	20	
8/19/2021					21
2/22/2022					22
2/23/2022	31	130	70	16	

Time Series

Constituent: Total Dissolved Solids (mg/L) Analysis Run 8/2/2022 3:45 PM

Plant McIntosh Client: Southern Company Data: McIntosh LF4 CCR

	GWC-17 (bg)	GWC-18 (bg)	GWC-19	GWC-20	GWC-21
4/19/2016		106	34		
4/20/2016	29				
4/21/2016				28	<10
6/15/2016	85				
6/16/2016		150	34	42	30
8/9/2016	<10				
8/10/2016			32	6	<10
8/11/2016		78			
9/27/2016	6			20	14
9/28/2016		43	13		
11/15/2016	24		64	82	58
11/16/2016		140			
1/11/2017	20	64			
1/12/2017					38
1/13/2017				36	
1/16/2017			12		
3/1/2017	38	88	72	40	32
4/20/2017	6				
4/24/2017					16
4/25/2017		92	62	14	
10/11/2017	48				
10/12/2017		54	38	22	12
1/11/2018	18				20
1/12/2018		110	81	56	
7/11/2018	22 (J)	16 (J)	38 (J)	32 (J)	52 (J)
1/29/2019	37		62	27	
1/30/2019		100 (J)			43 (J)
3/27/2019	38	79	61	57	33
9/11/2019	31	45	49	45	23
4/1/2020	27	73	52	26	21
9/15/2020	26	64		34	24
9/16/2020			60		
3/16/2021	25		65	37	
3/17/2021		59			24
8/19/2021	32	71	57	40	32
2/22/2022	27			33	
2/23/2022		54	41		26

Time Series

Constituent: Total Dissolved Solids (mg/L) Analysis Run 8/2/2022 3:45 PM

Plant McIntosh Client: Southern Company Data: McIntosh LF4 CCR

	GWC-23	GWA-4A (bg)	GWA-5 (bg)	GWC-9
4/19/2016				49
4/20/2016		<10	<10	
6/14/2016		67	62	
6/15/2016				84
6/16/2016	78			
8/9/2016			6	
8/10/2016	88			44
8/11/2016		<10		
9/27/2016		28	10	30
9/28/2016	35			
11/14/2016		48		
11/15/2016			32	32
11/16/2016	98			
1/10/2017		22		
1/11/2017			12	
1/13/2017				54
1/17/2017	36			
2/28/2017		32	<10	
3/1/2017				34
3/2/2017	38			
4/20/2017		20	34	
4/24/2017				<10
4/25/2017	28			
7/13/2017	20			
10/10/2017		24		
10/11/2017			40	
10/12/2017	24			20
1/10/2018		42	48	
1/12/2018	43			48
7/11/2018		<5 (J)	22 (J)	
7/12/2018	40			42 (J)
1/29/2019		26	34	
1/30/2019	38 (J)			42 (J)
3/26/2019		39	21	
3/27/2019	42			34
9/10/2019		36	13	
9/11/2019	24			43
3/31/2020		27	28	
4/1/2020	25			36
9/15/2020	27		23	
9/16/2020		21		<10
3/17/2021	24	36	31	40
8/19/2021	32	26	20	37
2/22/2022			21	
2/23/2022	23	21		30

Time Series

Constituent: Vanadium (mg/L) Analysis Run 8/2/2022 3:45 PM
 Plant McIntosh Client: Southern Company Data: McIntosh LF4 CCR

	GWA-13 (bg)	GWA-14 (bg)	GWA-16 (bg)	GWA-2 (bg)	GWA-3 (bg)
8/25/2004				<0.001	<0.001
9/11/2004				<0.001	<0.001
9/26/2004				<0.001	<0.001
10/13/2004				<0.001	<0.001
7/11/2005				<0.001	<0.001
12/7/2005				<0.001	<0.001
6/22/2006				<0.001	<0.001
11/28/2006				<0.001	<0.001
7/6/2007				<0.001	0.0031
12/13/2007				<0.001	<0.001
6/20/2008				<0.001	0.005
12/7/2008				<0.001	<0.001
7/9/2009				<0.001	<0.001
12/28/2009				<0.001	<0.001
6/22/2010				<0.001	<0.001
1/4/2011				<0.001	
1/5/2011					0.056 (O)
7/9/2011				<0.001	0.0033
1/20/2012					<0.001
1/21/2012				<0.001	
7/11/2012				0.0051	<0.001
1/19/2013					<0.001
1/20/2013				<0.001	
7/18/2013					<0.001
7/19/2013				<0.001	
1/15/2014				<0.001	<0.001
7/11/2014				<0.001	<0.001
1/15/2015					<0.001
1/16/2015				<0.001	
6/19/2015					<0.001
6/20/2015				<0.001	
12/7/2015	<0.001	<0.001	<0.001		
12/14/2015			<0.001		
12/15/2015	<0.001	<0.001			
12/28/2015			<0.001		
12/29/2015	<0.001	<0.001			
1/13/2016	<0.001	<0.001	<0.001		
1/16/2016				<0.001	<0.001
1/25/2016	<0.001	<0.001	<0.001		
6/14/2016	0.00055 (J)	0.00033 (J)		0.00044 (J)	0.00027 (J)
6/15/2016			0.00015 (J)		
1/10/2017				0.0014 (J)	0.0015 (J)
1/11/2017		<0.001	0.0015 (J)		
1/12/2017	0.0018 (J)				
7/17/2017				<0.001	
7/18/2017	<0.001				<0.001
7/19/2017		<0.001	<0.001		
1/10/2018	<0.001			<0.001	<0.001
1/11/2018		<0.001	<0.001		
7/11/2018	<0.001	<0.001	<0.001	<0.001	<0.001
1/29/2019	0.0018 (J)	<0.001	<0.001	<0.001	<0.001
3/26/2019	<0.001	<0.001	0.0019		

Time Series

Constituent: Vanadium (mg/L) Analysis Run 8/2/2022 3:45 PM
Plant McIntosh Client: Southern Company Data: McIntosh LF4 CCR

	GWA-13 (bg)	GWA-14 (bg)	GWA-16 (bg)	GWA-2 (bg)	GWA-3 (bg)
3/27/2019				0.0019	0.0047
9/10/2019	0.0027	0.002	0.0019		
9/11/2019				0.0014	0.0012
3/31/2020	<0.001				
4/1/2020		<0.001	<0.001	<0.001	<0.001
9/15/2020	<0.001	<0.001	<0.001	<0.001	<0.001
3/16/2021	<0.001	<0.001	<0.001	<0.001	<0.001
8/17/2021		<0.001	<0.001	<0.001	<0.001
8/18/2021	<0.001				
2/22/2022	<0.001	<0.001	<0.001	0.001	<0.001

Time Series

Constituent: Vanadium (mg/L) Analysis Run 8/2/2022 3:45 PM
Plant McIntosh Client: Southern Company Data: McIntosh LF4 CCR

	GWC-1	GWC-10	GWC-11	GWC-12	GWA-15 (bg)
8/25/2004	<0.001	<0.001	<0.001	<0.001	
9/11/2004	<0.001	<0.001	<0.001	<0.001	
9/26/2004	<0.001	<0.001	<0.001	<0.001	
10/13/2004		<0.001	<0.001	<0.001	
7/11/2005	<0.001	<0.001	<0.001	<0.001	
12/7/2005	<0.001	<0.001	<0.001	<0.001	
6/22/2006	<0.001	<0.001	<0.001	<0.001	
11/28/2006	<0.001	<0.001	<0.001	<0.001	
7/6/2007	<0.001	<0.001	<0.001	<0.001	
12/13/2007	<0.001	<0.001	<0.001	<0.001	
6/20/2008	<0.001	<0.001	0.0093 (o)	<0.001	
12/7/2008	<0.001	<0.001	<0.001	<0.001	
7/9/2009	<0.001				
7/10/2009		<0.001	<0.001	<0.001	
12/28/2009	<0.001			<0.001	
12/29/2009		<0.001	<0.001		
6/22/2010	<0.001	<0.001	0.0025	<0.001	
1/4/2011	<0.001	<0.001		<0.001	
1/5/2011			<0.001		
7/9/2011	0.0032		<0.001	<0.001	
7/10/2011		<0.001			
1/20/2012				<0.001	
1/21/2012	<0.001	<0.001	<0.001		
7/11/2012	<0.001	<0.001	<0.001	<0.001	
1/19/2013			<0.001	<0.001	
1/20/2013	<0.001	<0.001			
7/18/2013				<0.001	
7/19/2013	<0.001	<0.001	<0.001		
1/15/2014	<0.001		<0.001	<0.001	
1/16/2014		<0.001			
7/10/2014		<0.001			
7/11/2014	<0.001		0.001 (J)	<0.001	
1/15/2015				<0.001	
1/16/2015	<0.001	0.00098 (J)	0.00089 (J)		
6/19/2015				<0.001	
6/20/2015	0.0017 (J)	0.0019 (J)	0.0017 (J)		
12/7/2015					<0.001
12/15/2015					<0.001
12/28/2015					<0.001
1/13/2016					<0.001
1/14/2016			0.0017 (J)		
1/16/2016	<0.001	0.0008 (J)		<0.001	
1/25/2016					<0.001
6/15/2016	0.00031 (J)		0.0018 (J)	0.0004 (J)	0.0003 (J)
6/16/2016		0.0011 (J)			
1/11/2017					0.0017 (J)
1/12/2017	0.0031	0.0087 (o)	0.01 (o)	0.0075 (o)	
7/19/2017	<0.001				<0.001
7/20/2017				0.0015 (J)	
7/24/2017		0.0027	0.0015 (J)		
1/11/2018	<0.001	<0.001	<0.001	<0.001	<0.001
7/11/2018					<0.001

Time Series

Constituent: Vanadium (mg/L) Analysis Run 8/2/2022 3:45 PM
Plant McIntosh Client: Southern Company Data: McIntosh LF4 CCR

	GWC-1	GWC-10	GWC-11	GWC-12	GWA-15 (bg)
7/12/2018	<0.001	<0.001	<0.001	<0.001	
1/29/2019					<0.001
1/30/2019	<0.001	0.0027 (J)	<0.001	<0.001	
3/26/2019					0.0041
3/27/2019	<0.001	0.0065 (o)	0.0016	0.0078 (o)	
9/11/2019	0.0013	0.0022	0.0025	0.0011	0.0016
4/1/2020	<0.001	0.0012		<0.001	<0.001
4/2/2020			0.0016		
9/15/2020	<0.001	<0.001	0.001		<0.001
9/16/2020				<0.001	
3/16/2021	<0.001	0.0013		<0.001	
3/17/2021			0.0015		<0.001
8/18/2021	0.0011	0.0015	0.0018	<0.001	
8/19/2021					<0.001
2/22/2022					<0.001
2/23/2022	<0.001	0.0011	0.0013	<0.001	

Time Series

Constituent: Vanadium (mg/L) Analysis Run 8/2/2022 3:45 PM
Plant McIntosh Client: Southern Company Data: McIntosh LF4 CCR

	GWC-17 (bg)	GWC-18 (bg)	GWC-19	GWC-20	GWC-21
12/8/2015	<0.001	0.0023 (J)	0.0023 (J)		
12/9/2015				<0.001	<0.001
12/14/2015	<0.001	0.0028 (J)		<0.001	<0.001
12/15/2015			0.0016 (J)		
12/28/2015	<0.001	0.0024 (J)	0.0013 (J)		
12/29/2015				<0.001	<0.001
1/13/2016	<0.001				
1/14/2016		0.0022 (J)	0.0014 (J)	<0.001	<0.001
1/25/2016				<0.001	<0.001
1/26/2016	<0.001	0.0022 (J)	0.0013 (J)		
6/15/2016	0.00047 (J)				
6/16/2016		0.0041 (J)	0.00092 (J)	0.00054 (J)	0.00048 (J)
1/11/2017	<0.001	0.003			
1/12/2017					0.0058
1/13/2017				0.0074	
1/16/2017			0.0067		
7/19/2017	<0.001				
7/25/2017		0.0055	0.0035	0.0034	0.0029
1/11/2018	<0.001				<0.001
1/12/2018		0.0022 (J)	<0.001	<0.001	
7/11/2018	<0.001	0.0016 (J)	<0.001	<0.001	<0.001
1/29/2019	<0.001		<0.001	<0.001	
1/30/2019		0.0042 (J)			<0.001
3/27/2019	0.004	0.0074	<0.001	0.0031	0.0049
9/11/2019	0.0018	0.0037	0.0023	0.0018	0.0015
4/1/2020	<0.001	0.0024	<0.001	<0.001	<0.001
9/15/2020	<0.001	0.0022		<0.001	<0.001
9/16/2020			<0.001		
3/16/2021	<0.001		<0.001	<0.001	
3/17/2021		0.0026			<0.001
8/19/2021	0.0013	0.003	0.0015	<0.001	0.001
2/22/2022	<0.001			<0.001	
2/23/2022		0.0025	0.00088 (J)		<0.001

Time Series

Constituent: Vanadium (mg/L) Analysis Run 8/2/2022 3:45 PM
 Plant McIntosh Client: Southern Company Data: McIntosh LF4 CCR

	GWC-23	GWA-4A (bg)	GWA-5 (bg)	GWC-9
8/25/2004		<0.001	<0.001	<0.001
9/11/2004		<0.001	<0.001	<0.001
9/26/2004		<0.001	<0.001	<0.001
10/13/2004		<0.001	<0.001	<0.001
7/11/2005		<0.001	<0.001	<0.001
12/7/2005		<0.001	<0.001	<0.001
6/22/2006		<0.001	<0.001	<0.001
11/28/2006		<0.001	<0.001	<0.001
7/6/2007		<0.001	<0.001	<0.001
12/13/2007		<0.001	<0.001	<0.001
6/20/2008		0.0033	<0.001	0.0037
12/7/2008		<0.001	<0.001	<0.001
7/9/2009		<0.001	<0.001	<0.001
12/29/2009			<0.001	<0.001
12/30/2009		<0.001		
6/22/2010		<0.001	<0.001	<0.001
1/4/2011		<0.001	<0.001	
1/5/2011				<0.001
7/9/2011			<0.001	<0.001
7/10/2011		<0.001		
1/21/2012		<0.001	<0.001	<0.001
7/11/2012		<0.001	<0.001	<0.001
1/19/2013			<0.001	<0.001
1/20/2013		<0.001		
7/18/2013			<0.001	<0.001
7/19/2013		<0.001		
1/15/2014			<0.001	<0.001
1/16/2014		<0.001		
7/10/2014		<0.001	<0.001	<0.001
1/15/2015			<0.001	
1/16/2015		<0.001		<0.001
6/19/2015			0.0035 (J)	
6/20/2015		<0.001		<0.001
1/14/2016		<0.001	<0.001	<0.001
6/14/2016		0.00028 (J)	0.00047 (J)	
6/15/2016				0.00019 (J)
6/16/2016	0.00063 (J)			
1/10/2017		0.0014 (J)		
1/11/2017			0.0016 (J)	
1/13/2017				0.0091 (o)
1/17/2017	0.0026			
7/18/2017		<0.001	<0.001	
7/24/2017				0.0027
7/25/2017	0.003			
1/10/2018		<0.001	<0.001	
1/12/2018	<0.001			<0.001
7/11/2018		<0.001	<0.001	
7/12/2018	<0.001			<0.001
1/29/2019		<0.001	<0.001	
1/30/2019	<0.001			<0.001
3/26/2019		0.0027	0.0015	
3/27/2019	0.0055			0.006

Time Series

Constituent: Vanadium (mg/L) Analysis Run 8/2/2022 3:45 PM
Plant McIntosh Client: Southern Company Data: McIntosh LF4 CCR

	GWC-23	GWA-4A (bg)	GWA-5 (bg)	GWC-9
9/10/2019		0.0018	0.0018	
9/11/2019	0.0015			0.0015
3/31/2020		<0.001	<0.001	
4/1/2020	<0.001			<0.001
9/15/2020	<0.001		<0.001	
9/16/2020		<0.001		<0.001
3/17/2021	<0.001	<0.001	<0.001	<0.001
8/19/2021	0.0011	<0.001	<0.001	<0.001
2/22/2022			<0.001	
2/23/2022	<0.001	<0.001		<0.001

Time Series

Constituent: Zinc (mg/L) Analysis Run 8/2/2022 3:45 PM
 Plant McIntosh Client: Southern Company Data: McIntosh LF4 CCR

	GWA-13 (bg)	GWA-14 (bg)	GWA-16 (bg)	GWA-2 (bg)	GWA-3 (bg)
8/25/2004				0.014	<0.005
9/11/2004				<0.005	<0.005
9/26/2004				<0.005	<0.005
10/13/2004				<0.005	<0.005
7/11/2005				<0.005	<0.005
12/7/2005				<0.005	<0.005
6/22/2006				0.0041	0.0042
11/28/2006				0.0033	0.0048
7/6/2007				0.0036	0.045
12/13/2007				<0.005	0.005
6/20/2008				0.0045	0.012
12/7/2008				0.0031	0.042
7/9/2009				0.004	0.0038
12/28/2009				0.0027	<0.005
6/22/2010				0.0028	<0.005
1/4/2011				0.0027	
1/5/2011					0.057 (O)
7/9/2011				0.0051	0.0085
1/20/2012					0.0057
1/21/2012				0.004	
7/11/2012				0.0075	<0.005
1/19/2013					<0.005
1/20/2013				0.0034	
7/18/2013					0.0028
7/19/2013				<0.005	
1/15/2014				0.0049	0.0047
7/11/2014				0.0038	0.0025
1/15/2015					0.002 (J)
1/16/2015				0.0032	
6/19/2015					0.0019 (J)
6/20/2015				0.0042	
12/7/2015	0.0034	0.0044	0.0048		
12/14/2015			0.0038		
12/15/2015	0.003	0.0031			
12/28/2015			0.0042		
12/29/2015	0.0028	0.0028			
1/13/2016	0.0025	0.0028	0.0036		
1/16/2016				0.0042	0.0033
1/25/2016	0.0022 (J)	0.0034	0.0033		
6/14/2016	0.0042 (J)	0.0036 (J)		0.0043 (J)	0.0028 (J)
6/15/2016			0.0032 (J)		
1/10/2017				0.0084 (J)	0.0079 (J)
1/11/2017		0.013 (J)	<0.005		
1/12/2017	<0.005				
7/17/2017				<0.005	
7/18/2017	<0.005				<0.005
7/19/2017		<0.005	<0.005		
1/10/2018	<0.005			<0.005	<0.005
1/11/2018		<0.005	<0.005		
7/11/2018	<0.005	<0.005	<0.005	<0.005	<0.005
1/29/2019	<0.005	0.0048 (J)	0.0024 (J)	0.0064 (J)	<0.005
3/26/2019	<0.005	<0.005	<0.005		

Time Series

Constituent: Zinc (mg/L) Analysis Run 8/2/2022 3:45 PM
Plant McIntosh Client: Southern Company Data: McIntosh LF4 CCR

	GWA-13 (bg)	GWA-14 (bg)	GWA-16 (bg)	GWA-2 (bg)	GWA-3 (bg)
3/27/2019				<0.005	<0.005
9/10/2019	0.0061	0.0069	0.006		
9/11/2019				0.0089	0.012
3/31/2020	<0.005				
4/1/2020		<0.005	<0.005	0.0066	<0.005
9/15/2020	0.0037 (J)	0.024	0.0033 (J)	0.0049 (J)	<0.005
3/16/2021	<0.005	0.007	0.005	0.0045 (J)	0.0035 (J)
8/17/2021		<0.005	<0.005	0.004 (J)	<0.005
8/18/2021	<0.005				
2/22/2022	<0.005	0.0054	0.0076	0.0055	<0.005

Time Series

Constituent: Zinc (mg/L) Analysis Run 8/2/2022 3:45 PM
 Plant McIntosh Client: Southern Company Data: McIntosh LF4 CCR

	GWC-1	GWC-10	GWC-11	GWC-12	GWA-15 (bg)
8/25/2004	0.012	<0.005	<0.005	<0.005	
9/11/2004	<0.005	0.01	<0.005	0.01	
9/26/2004	<0.005	<0.005	<0.005	<0.005	
10/13/2004		<0.005	<0.005	<0.005	
7/11/2005	<0.005	<0.005	<0.005	<0.005	
12/7/2005	0.015	<0.005	<0.005	<0.005	
6/22/2006	0.0044	0.0034	0.0025	0.0038	
11/28/2006	0.0034	0.019	0.0026	0.007	
7/6/2007	0.0029	<0.005	0.0025	0.0025	
12/13/2007	<0.005	<0.005	<0.005	0.0032	
6/20/2008	0.0035	0.0039	0.0089	0.0044	
12/7/2008	0.0036	<0.005	0.041 (O)	0.0042	
7/9/2009	0.0032				
7/10/2009		<0.005	<0.005	0.0025	
12/28/2009	0.0032			0.0027	
12/29/2009		<0.005	<0.005		
6/22/2010	0.0032	<0.005	<0.005	<0.005	
1/4/2011	<0.005	<0.005		0.0033	
1/5/2011			<0.005		
7/9/2011	0.0076		<0.005	0.0043	
7/10/2011		0.0026			
1/20/2012				0.0038	
1/21/2012	0.0034	<0.005	0.005		
7/11/2012	0.0028	<0.005	0.0025	0.0035	
1/19/2013			<0.005	0.0028	
1/20/2013	0.0032	<0.005			
7/18/2013				0.0028	
7/19/2013	0.0028	<0.005	<0.005		
1/15/2014	0.0047		0.0034	0.0053	
1/16/2014		0.0031			
7/10/2014		0.0012 (J)			
7/11/2014	0.0041		0.0019 (J)	0.0034	
1/15/2015				0.003	
1/16/2015	0.0035	0.0017 (J)	<0.005		
6/19/2015				0.0035	
6/20/2015	0.0043	0.0036	<0.005		
12/7/2015					0.0052
12/15/2015					0.0046
12/28/2015					0.0042
1/13/2016					0.0038
1/14/2016			0.0022 (J)		
1/16/2016	0.002 (J)	<0.005		0.0023 (J)	
1/25/2016					0.0036
6/15/2016	0.0027 (J)		0.0028 (J)	0.0031 (J)	0.0028 (J)
6/16/2016		<0.005			
1/11/2017					0.014 (J)
1/12/2017	<0.005	<0.005	<0.005	<0.005	
7/19/2017	<0.005				<0.005
7/20/2017				<0.005	
7/24/2017		<0.005	<0.005		
1/11/2018	<0.005	<0.005	<0.005	<0.005	<0.005
7/11/2018					<0.005

Time Series

Constituent: Zinc (mg/L) Analysis Run 8/2/2022 3:45 PM
Plant McIntosh Client: Southern Company Data: McIntosh LF4 CCR

	GWC-1	GWC-10	GWC-11	GWC-12	GWA-15 (bg)
7/12/2018	<0.005	<0.005	<0.005	<0.005	
1/29/2019					0.0059 (J)
1/30/2019	0.0031 (J)	<0.005	<0.005	<0.005	
3/26/2019					<0.005
3/27/2019	<0.005	<0.005	<0.005	<0.005	
9/11/2019	0.0088	0.0058	0.005	0.0066	0.0062
4/1/2020	0.0046 (J)	<0.005		<0.005	<0.005
4/2/2020			0.0049 (J)		
9/15/2020	0.0049 (J)	0.0043 (J)	<0.005		0.0033 (J)
9/16/2020				0.0033 (J)	
3/16/2021	0.0047 (J)	<0.005		<0.005	
3/17/2021			0.0032 (J)		0.0063
8/18/2021	0.0035 (J)	<0.005	<0.005	0.0081	
8/19/2021					<0.005
2/22/2022					0.0057
2/23/2022	<0.005	<0.005	<0.005	<0.005	

Time Series

Constituent: Zinc (mg/L) Analysis Run 8/2/2022 3:45 PM
Plant McIntosh Client: Southern Company Data: McIntosh LF4 CCR

	GWC-17 (bg)	GWC-18 (bg)	GWC-19	GWC-20	GWC-21
12/8/2015	0.0058	0.0017 (J)	0.0035		
12/9/2015				0.0035	0.0016 (J)
12/14/2015	0.006	0.0028		0.0056	0.0015 (J)
12/15/2015			0.0028		
12/28/2015	0.0058	0.0024 (J)	0.0023 (J)		
12/29/2015				0.0084	<0.005
1/13/2016	0.0056				
1/14/2016		0.0036	0.012	0.0048	0.0052
1/25/2016				0.0069	0.0017 (J)
1/26/2016	0.0046	0.0036	0.0034		
6/15/2016	0.0053 (J)				
6/16/2016		0.0052 (J)	0.0026 (J)	0.0048 (J)	0.0097 (J)
1/11/2017	0.018 (J)	0.025			
1/12/2017					<0.005
1/13/2017				<0.005	
1/16/2017			<0.005		
7/19/2017	<0.005				
7/25/2017		<0.005	<0.005	<0.005	<0.005
1/11/2018	<0.005				<0.005
1/12/2018		<0.005	<0.005	<0.005	
7/11/2018	<0.005	<0.005	<0.005	<0.005	<0.005
1/29/2019	0.0059 (J)		0.0051 (J)	<0.005	
1/30/2019		0.5 (o)			0.0025 (J)
3/27/2019	<0.005	<0.005	<0.005	<0.005	<0.005
9/11/2019	0.013	0.0058	0.0046 (J)	0.0073	0.0063
4/1/2020	0.005	<0.005	<0.005	<0.005	0.0032 (J)
9/15/2020	0.0052	0.0032 (J)		0.0044 (J)	<0.005
9/16/2020			0.004 (J)		
3/16/2021	0.006		<0.005	<0.005	
3/17/2021		0.0032 (J)			<0.005
8/19/2021	0.013	0.015	0.017	<0.005	<0.005
2/22/2022	0.0046 (J)			0.0034 (J)	
2/23/2022		<0.005	<0.005		0.004 (J)

Time Series

Constituent: Zinc (mg/L) Analysis Run 8/2/2022 3:45 PM
Plant McIntosh Client: Southern Company Data: McIntosh LF4 CCR

	GWC-23	GWA-4A (bg)	GWA-5 (bg)	GWC-9
8/25/2004		<0.005	0.017	<0.005
9/11/2004		<0.005	<0.005	<0.005
9/26/2004		<0.005	<0.005	<0.005
10/13/2004		<0.005	<0.005	<0.005
7/11/2005		<0.005	<0.005	<0.005
12/7/2005		0.06 (O)	<0.005	<0.005
6/22/2006		0.0061	0.0033	<0.005
11/28/2006		0.0064	0.0034	0.0034
7/6/2007		0.011	0.0037	0.0049
12/13/2007		0.0061	<0.005	<0.005
6/20/2008		0.009	0.0042	0.006
12/7/2008		0.0071	0.0049	0.0043
7/9/2009		0.0059	0.0032	<0.005
12/29/2009			0.0031	0.0061
12/30/2009		0.0038		
6/22/2010		0.0044	<0.005	<0.005
1/4/2011		0.0038	0.0029	
1/5/2011				<0.005
7/9/2011			0.0038	0.0077
7/10/2011		0.005		
1/21/2012		0.0074	0.0057	0.0032
7/11/2012		0.0047	0.0032	<0.005
1/19/2013			0.0032	<0.005
1/20/2013		<0.005		
7/18/2013			0.0027	<0.005
7/19/2013		0.0032		
1/15/2014			0.0059	0.0036
1/16/2014		0.019		
7/10/2014		0.0038	0.0064	0.0024 (J)
1/15/2015			0.0024 (J)	
1/16/2015		0.0045		0.0055
6/19/2015			0.0057	
6/20/2015		0.0023 (J)		<0.005
1/14/2016		0.0024 (J)	0.0022 (J)	<0.005
6/14/2016		0.0053 (J)	0.0028 (J)	
6/15/2016				0.0037 (J)
6/16/2016	0.0098 (J)			
1/10/2017		<0.005		
1/11/2017			0.013 (J)	
1/13/2017				<0.005
1/17/2017	<0.005			
7/18/2017		<0.005	<0.005	
7/24/2017				<0.005
7/25/2017	0.0069 (J)			
1/10/2018		<0.005	<0.005	
1/12/2018	<0.005			<0.005
7/11/2018		0.0098 (J)	<0.005	
7/12/2018	<0.005			<0.005
1/29/2019		0.0064 (J)	0.0027 (J)	
1/30/2019	0.0049 (J)			0.051
3/26/2019		0.01	<0.005	
3/27/2019	<0.005			<0.005

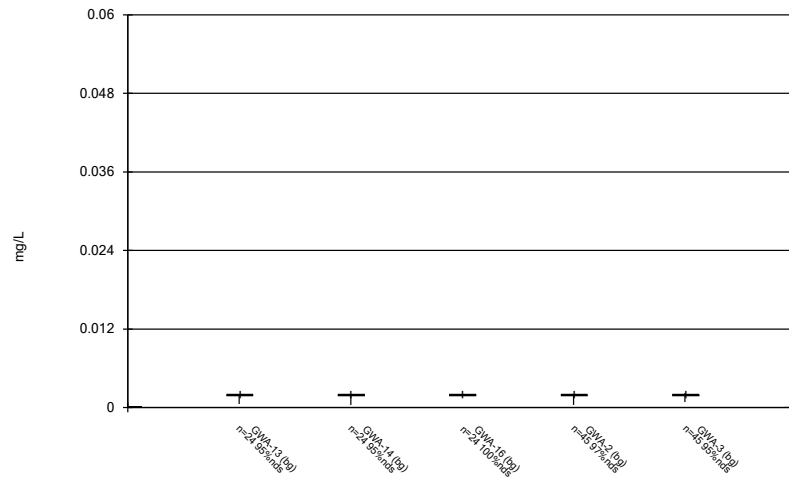
Time Series

Constituent: Zinc (mg/L) Analysis Run 8/2/2022 3:45 PM
Plant McIntosh Client: Southern Company Data: McIntosh LF4 CCR

	GWC-23	GWA-4A (bg)	GWA-5 (bg)	GWC-9
9/10/2019		0.012	0.022	
9/11/2019	0.0086			0.0058
3/31/2020		0.013	<0.005	
4/1/2020	0.0033 (J)			<0.005
9/15/2020	0.004 (J)		0.0049 (J)	
9/16/2020		0.011		0.0035 (J)
3/17/2021	0.0033 (J)	0.0039 (J)	0.0041 (J)	<0.005
8/19/2021	0.0081	0.004 (J)	<0.005	<0.005
2/22/2022			<0.005	
2/23/2022	0.017	<0.005		<0.005

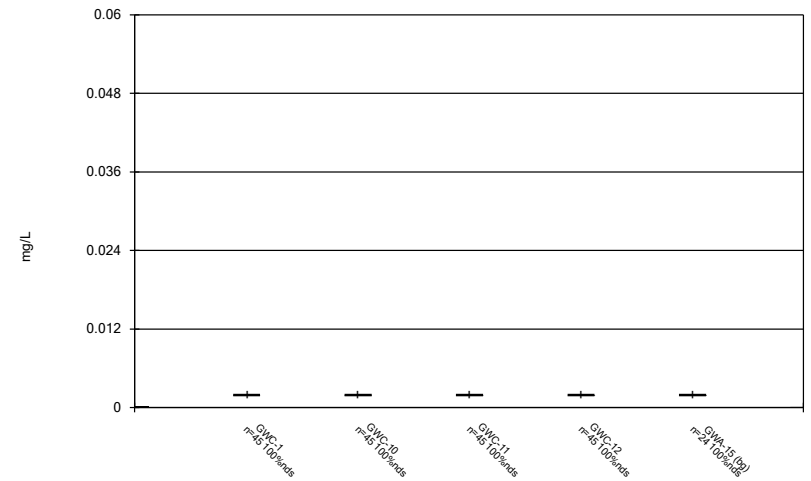
FIGURE B.

Box & Whiskers Plot



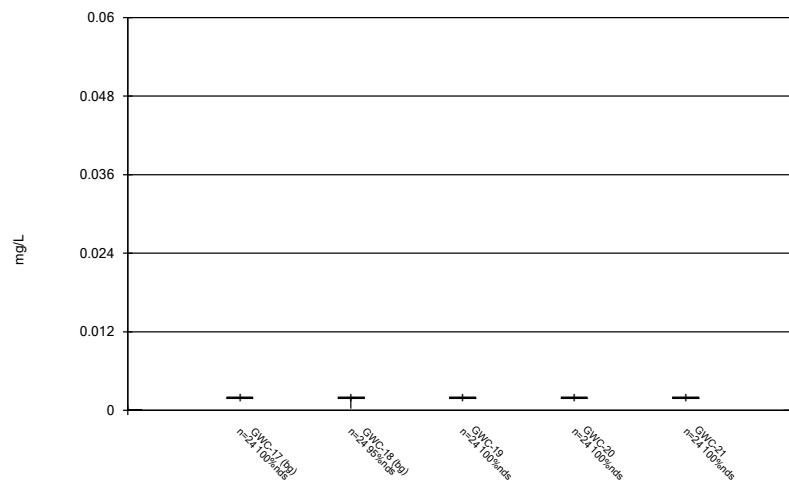
Constituent: Antimony Analysis Run 8/2/2022 3:46 PM
Plant McIntosh Client: Southern Company Data: McIntosh LF4 CCR

Box & Whiskers Plot



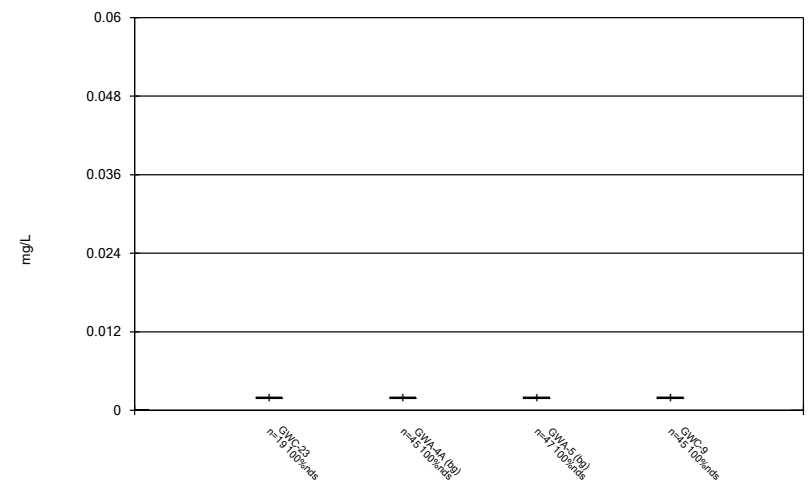
Constituent: Antimony Analysis Run 8/2/2022 3:46 PM
Plant McIntosh Client: Southern Company Data: McIntosh LF4 CCR

Box & Whiskers Plot



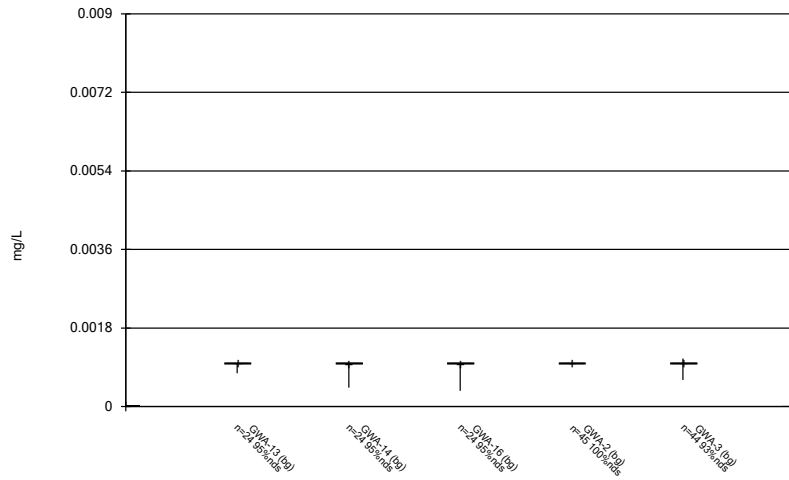
Constituent: Antimony Analysis Run 8/2/2022 3:46 PM
Plant McIntosh Client: Southern Company Data: McIntosh LF4 CCR

Box & Whiskers Plot



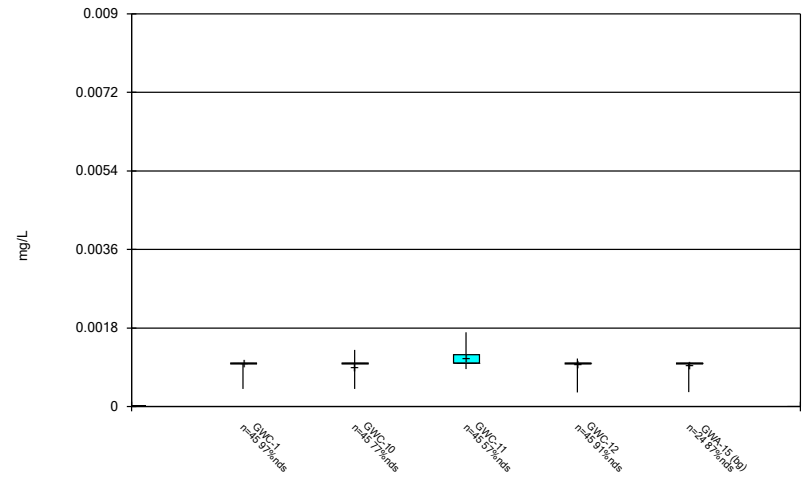
Constituent: Antimony Analysis Run 8/2/2022 3:46 PM
Plant McIntosh Client: Southern Company Data: McIntosh LF4 CCR

Box & Whiskers Plot



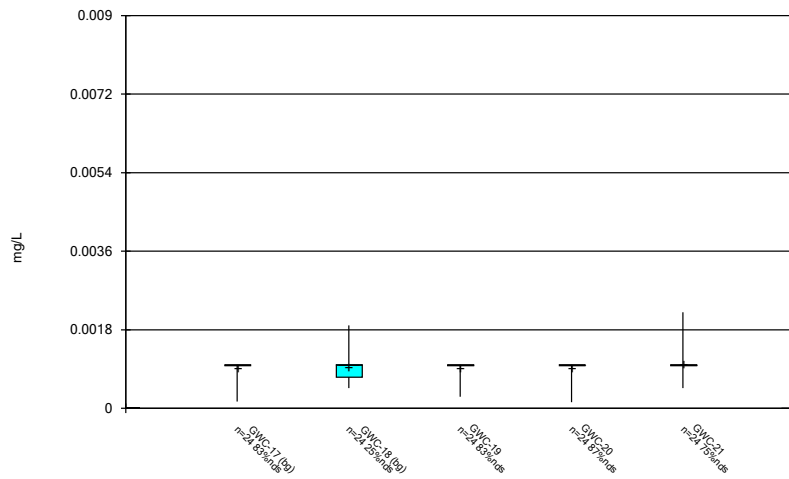
Constituent: Arsenic Analysis Run 8/2/2022 3:46 PM
Plant McIntosh Client: Southern Company Data: McIntosh LF4 CCR

Box & Whiskers Plot



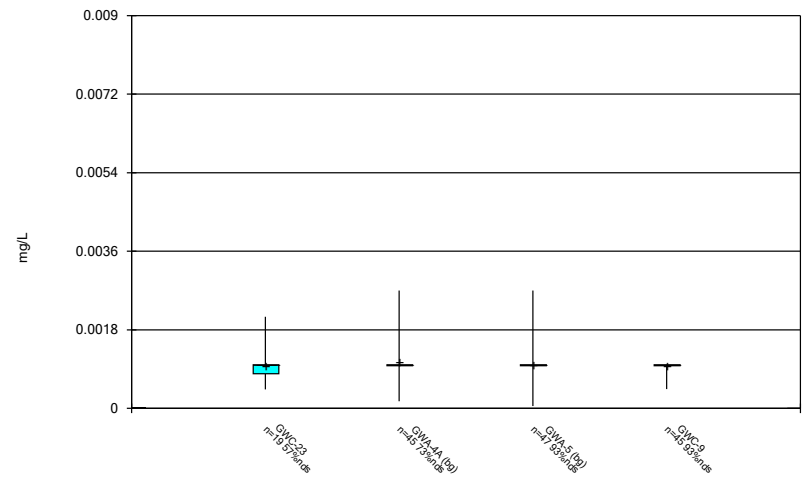
Constituent: Arsenic Analysis Run 8/2/2022 3:46 PM
Plant McIntosh Client: Southern Company Data: McIntosh LF4 CCR

Box & Whiskers Plot



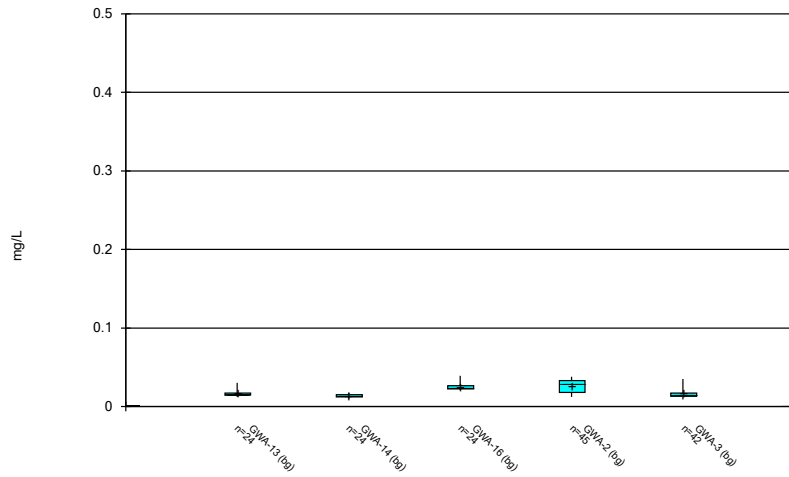
Constituent: Arsenic Analysis Run 8/2/2022 3:46 PM
Plant McIntosh Client: Southern Company Data: McIntosh LF4 CCR

Box & Whiskers Plot



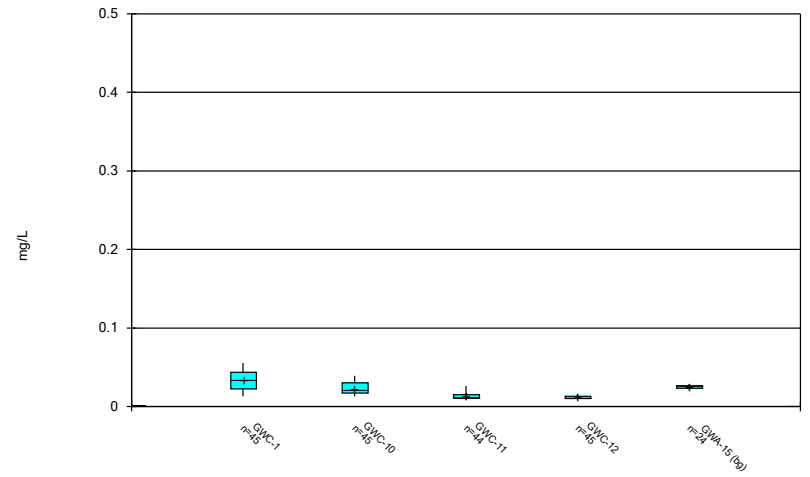
Constituent: Arsenic Analysis Run 8/2/2022 3:46 PM
Plant McIntosh Client: Southern Company Data: McIntosh LF4 CCR

Box & Whiskers Plot



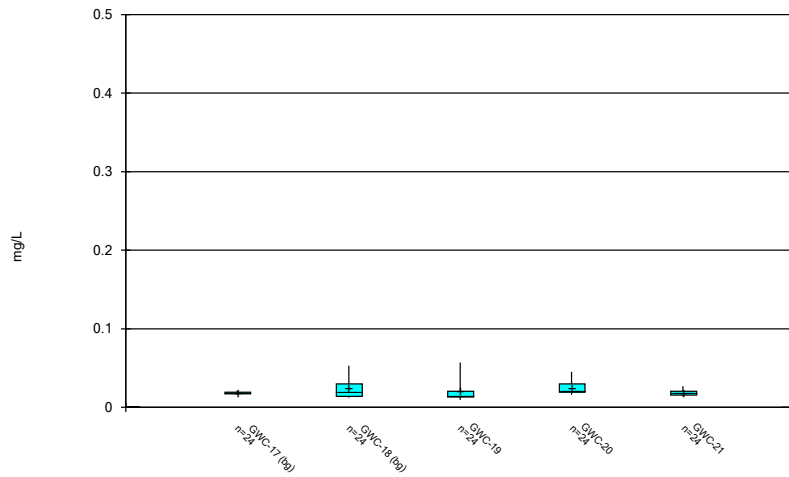
Constituent: Barium Analysis Run 8/2/2022 3:46 PM
Plant McIntosh Client: Southern Company Data: McIntosh LF4 CCR

Box & Whiskers Plot



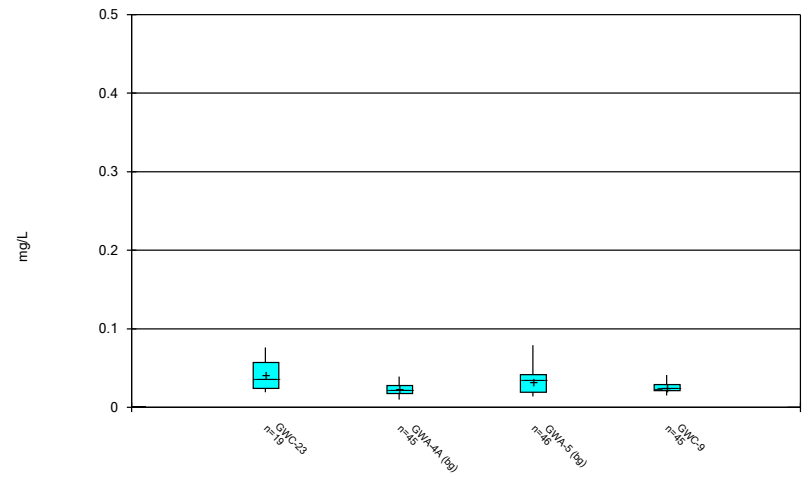
Constituent: Barium Analysis Run 8/2/2022 3:46 PM
Plant McIntosh Client: Southern Company Data: McIntosh LF4 CCR

Box & Whiskers Plot



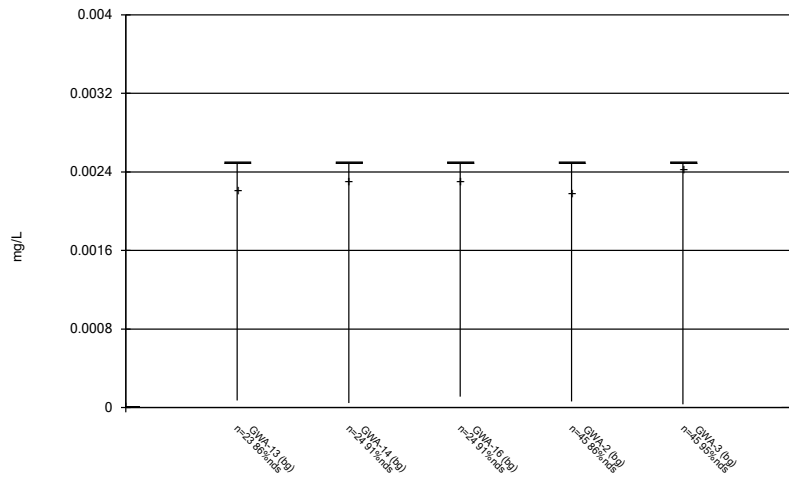
Constituent: Barium Analysis Run 8/2/2022 3:46 PM
Plant McIntosh Client: Southern Company Data: McIntosh LF4 CCR

Box & Whiskers Plot



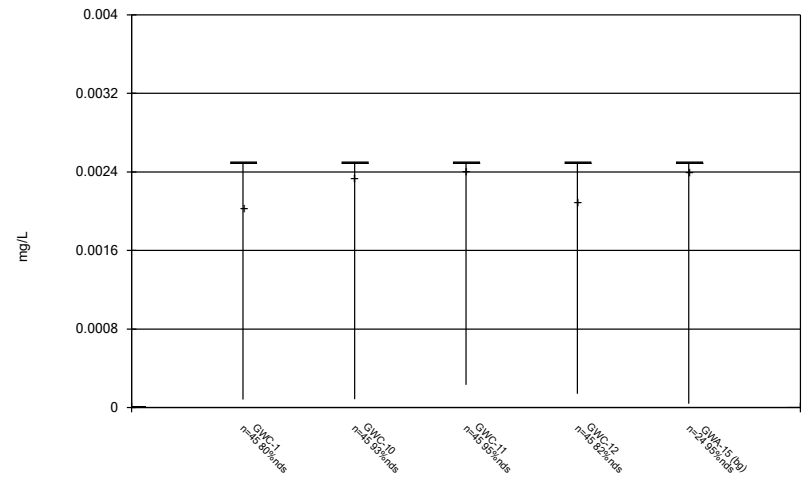
Constituent: Barium Analysis Run 8/2/2022 3:46 PM
Plant McIntosh Client: Southern Company Data: McIntosh LF4 CCR

Box & Whiskers Plot



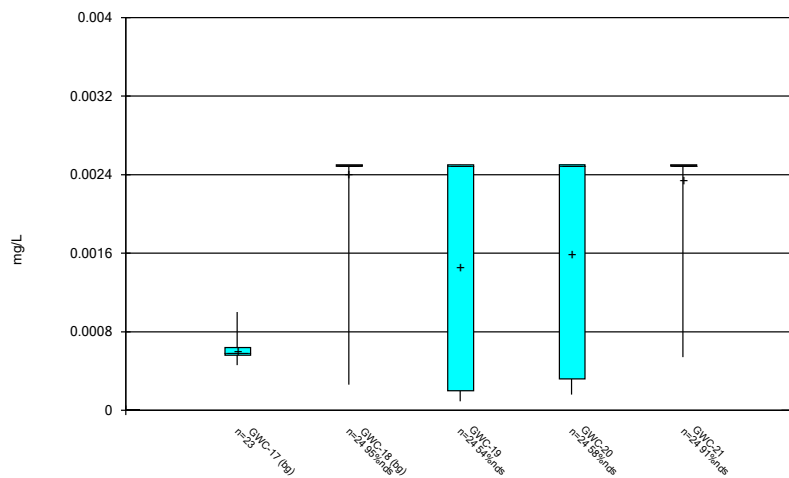
Constituent: Beryllium Analysis Run 8/2/2022 3:46 PM
 Plant McIntosh Client: Southern Company Data: McIntosh LF4 CCR

Box & Whiskers Plot



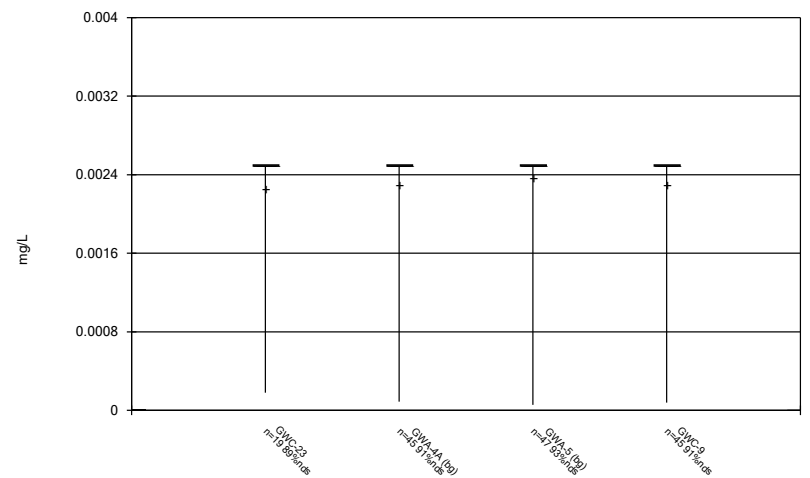
Constituent: Beryllium Analysis Run 8/2/2022 3:46 PM
 Plant McIntosh Client: Southern Company Data: McIntosh LF4 CCR

Box & Whiskers Plot



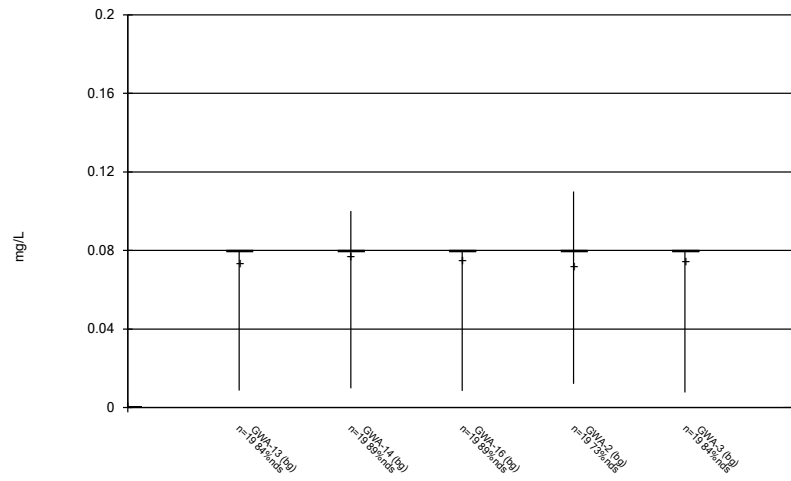
Constituent: Beryllium Analysis Run 8/2/2022 3:46 PM
 Plant McIntosh Client: Southern Company Data: McIntosh LF4 CCR

Box & Whiskers Plot



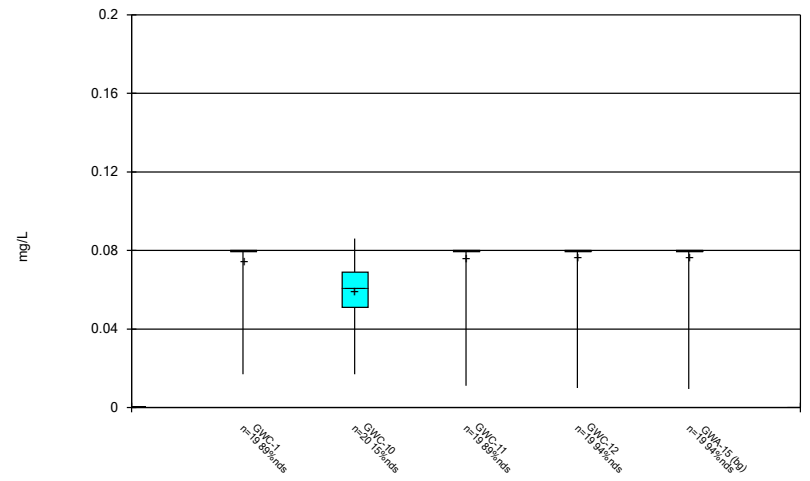
Constituent: Beryllium Analysis Run 8/2/2022 3:46 PM
 Plant McIntosh Client: Southern Company Data: McIntosh LF4 CCR

Box & Whiskers Plot



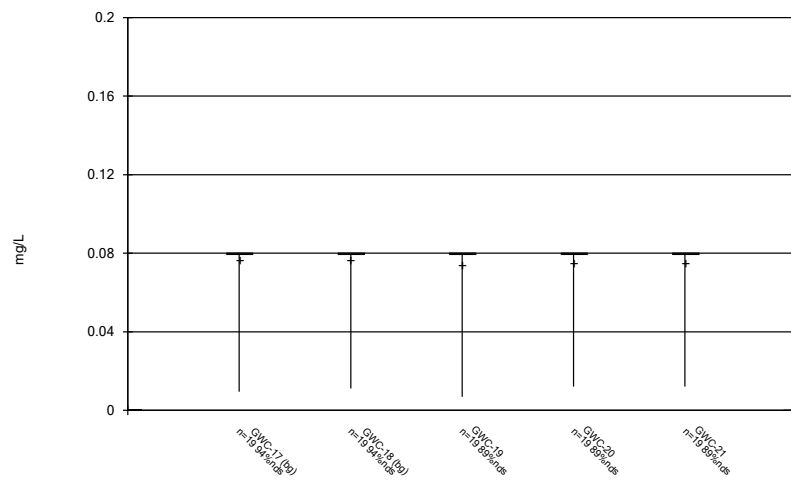
Constituent: Boron Analysis Run 8/2/2022 3:46 PM
 Plant McIntosh Client: Southern Company Data: McIntosh LF4 CCR

Box & Whiskers Plot



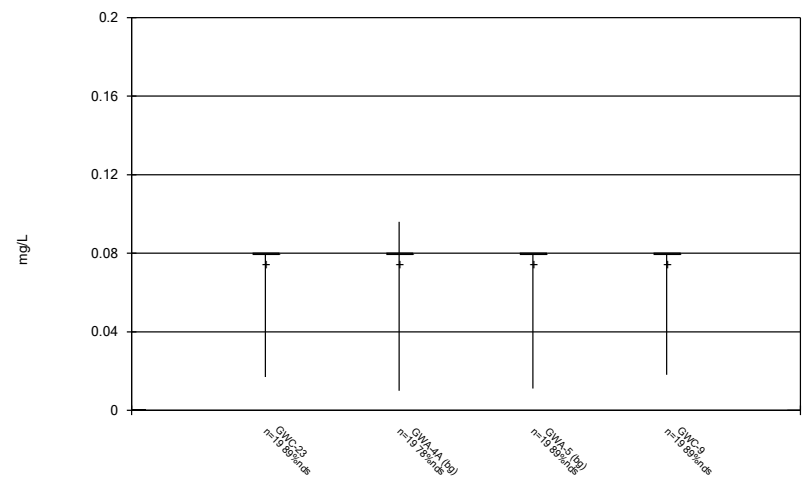
Constituent: Boron Analysis Run 8/2/2022 3:46 PM
 Plant McIntosh Client: Southern Company Data: McIntosh LF4 CCR

Box & Whiskers Plot



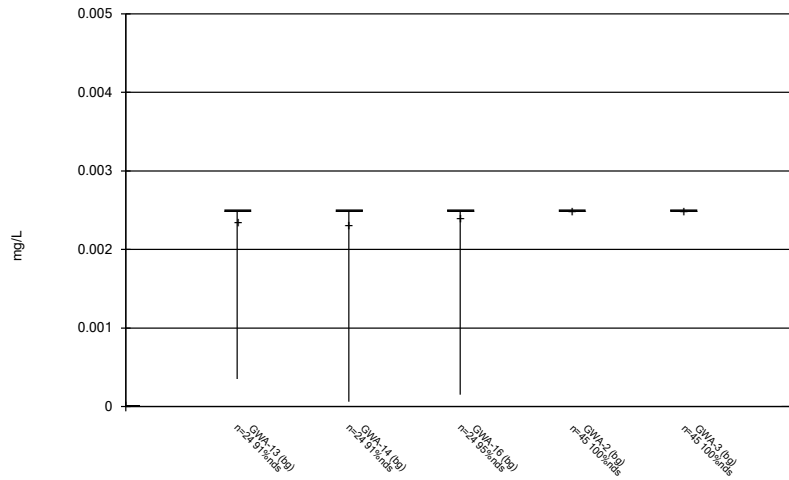
Constituent: Boron Analysis Run 8/2/2022 3:46 PM
 Plant McIntosh Client: Southern Company Data: McIntosh LF4 CCR

Box & Whiskers Plot



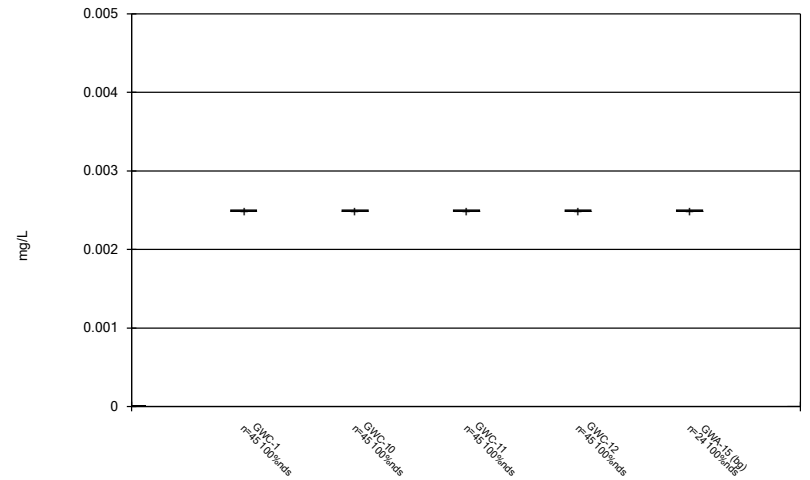
Constituent: Boron Analysis Run 8/2/2022 3:46 PM
 Plant McIntosh Client: Southern Company Data: McIntosh LF4 CCR

Box & Whiskers Plot



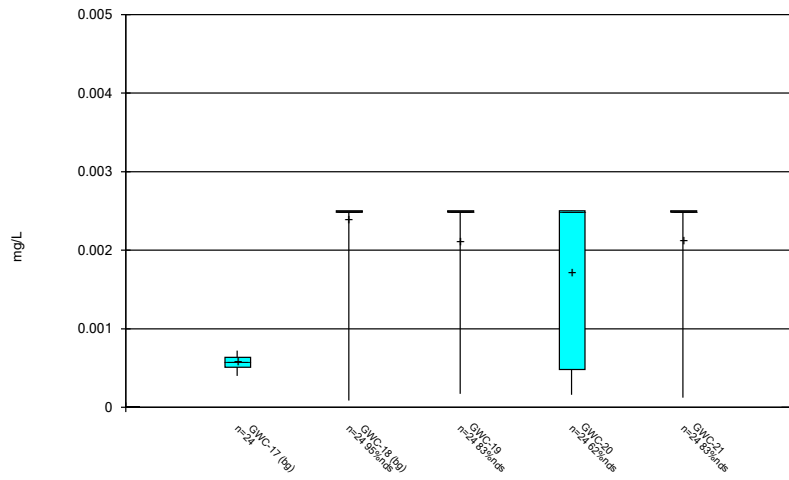
Constituent: Cadmium Analysis Run 8/2/2022 3:46 PM
Plant McIntosh Client: Southern Company Data: McIntosh LF4 CCR

Box & Whiskers Plot



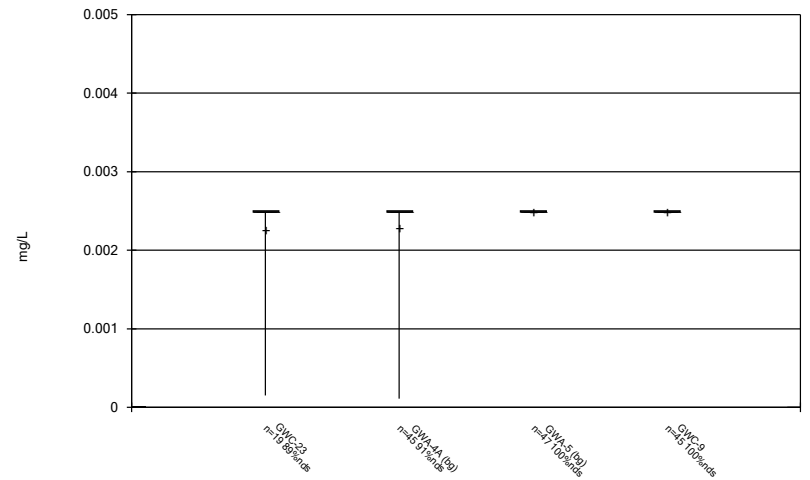
Constituent: Cadmium Analysis Run 8/2/2022 3:46 PM
Plant McIntosh Client: Southern Company Data: McIntosh LF4 CCR

Box & Whiskers Plot



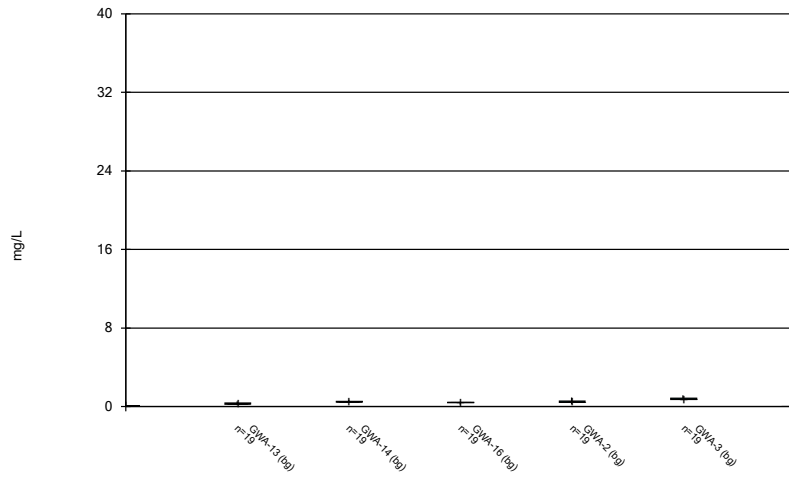
Constituent: Cadmium Analysis Run 8/2/2022 3:46 PM
Plant McIntosh Client: Southern Company Data: McIntosh LF4 CCR

Box & Whiskers Plot



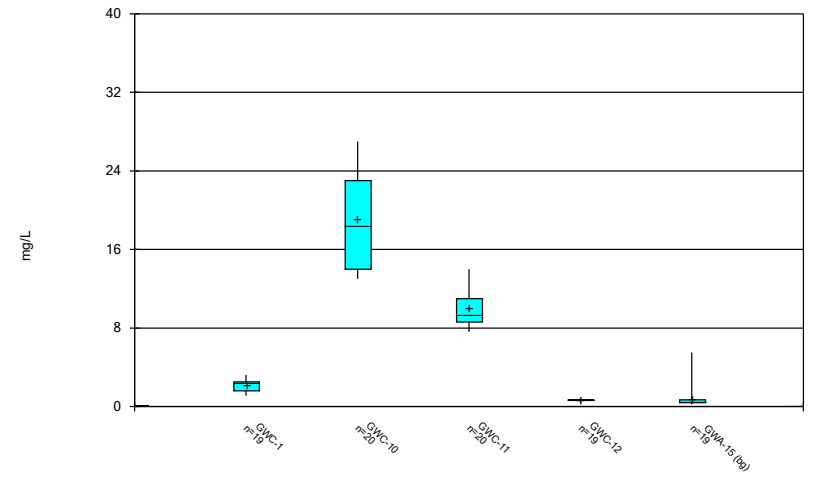
Constituent: Cadmium Analysis Run 8/2/2022 3:46 PM
Plant McIntosh Client: Southern Company Data: McIntosh LF4 CCR

Box & Whiskers Plot



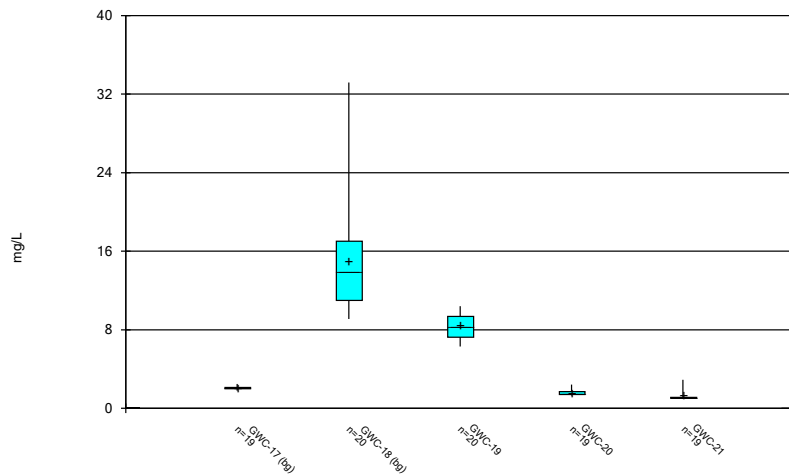
Constituent: Calcium Analysis Run 8/2/2022 3:46 PM
Plant McIntosh Client: Southern Company Data: McIntosh LF4 CCR

Box & Whiskers Plot



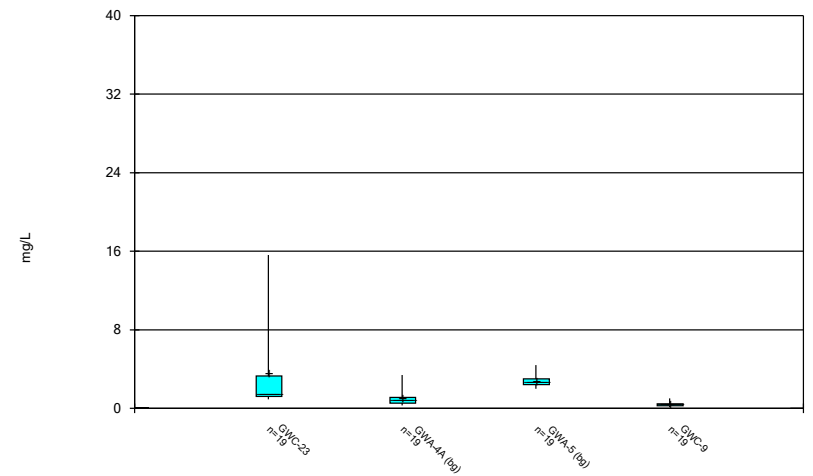
Constituent: Calcium Analysis Run 8/2/2022 3:47 PM
Plant McIntosh Client: Southern Company Data: McIntosh LF4 CCR

Box & Whiskers Plot



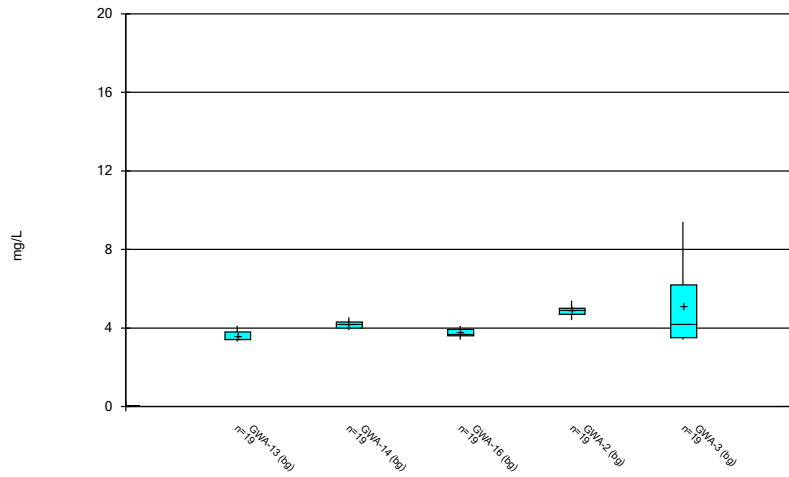
Constituent: Calcium Analysis Run 8/2/2022 3:47 PM
Plant McIntosh Client: Southern Company Data: McIntosh LF4 CCR

Box & Whiskers Plot



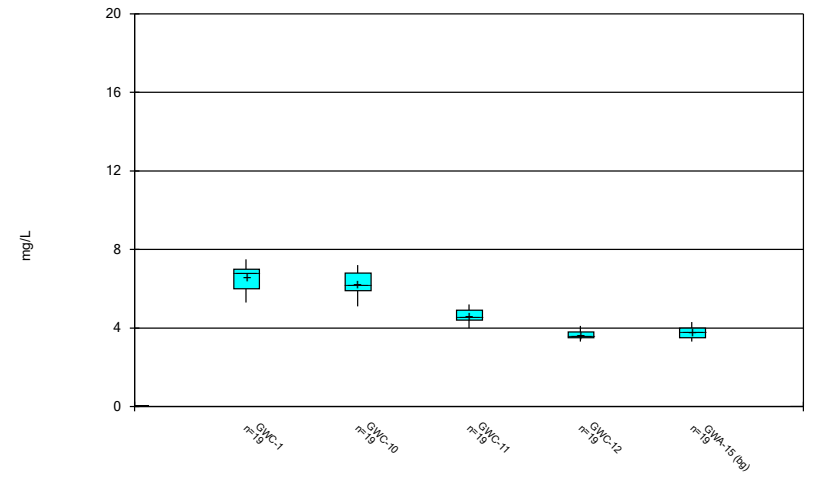
Constituent: Calcium Analysis Run 8/2/2022 3:47 PM
Plant McIntosh Client: Southern Company Data: McIntosh LF4 CCR

Box & Whiskers Plot



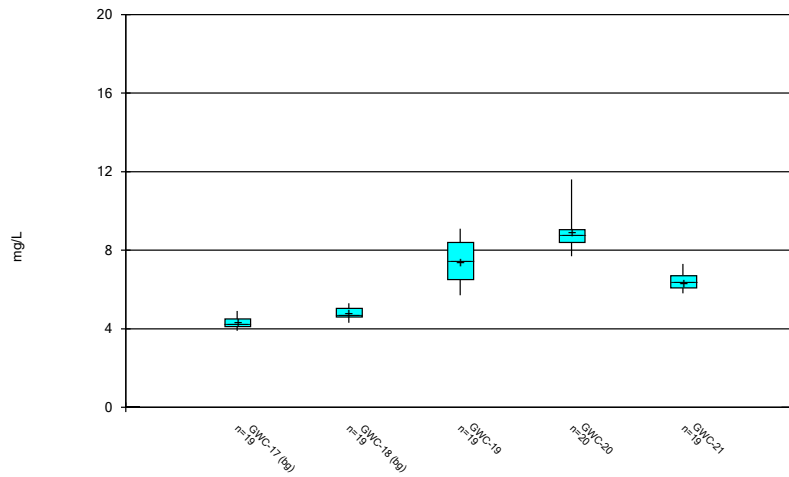
Constituent: Chloride Analysis Run 8/2/2022 3:47 PM
 Plant McIntosh Client: Southern Company Data: McIntosh LF4 CCR

Box & Whiskers Plot



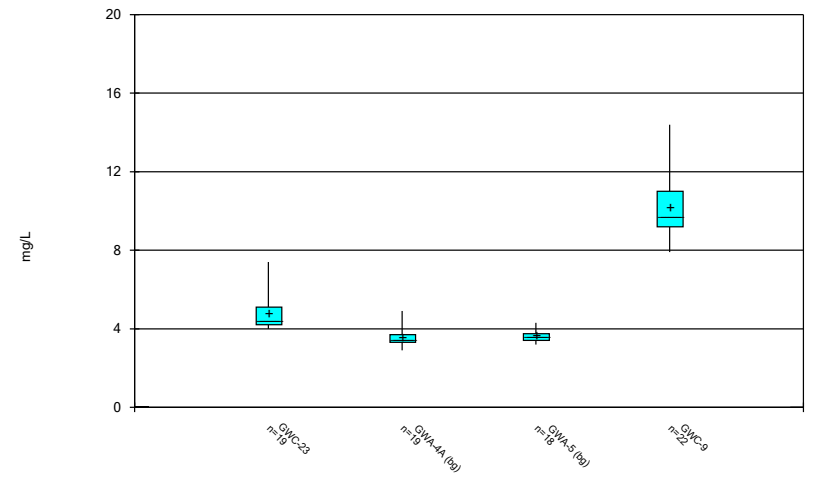
Constituent: Chloride Analysis Run 8/2/2022 3:47 PM
 Plant McIntosh Client: Southern Company Data: McIntosh LF4 CCR

Box & Whiskers Plot



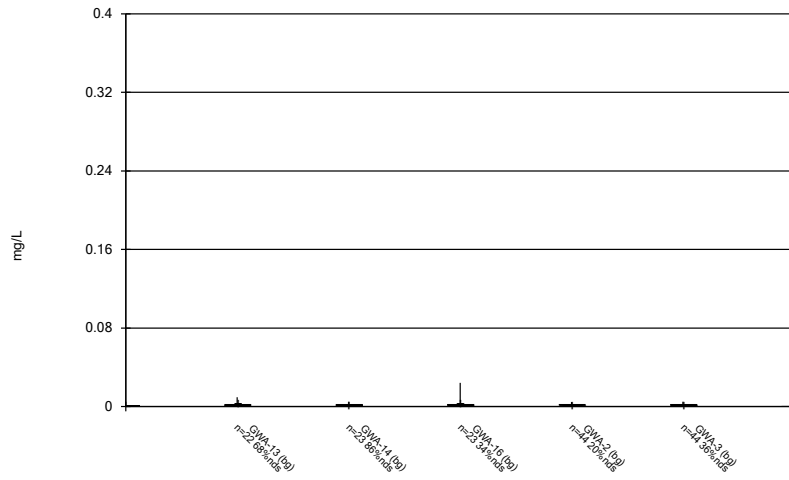
Constituent: Chloride Analysis Run 8/2/2022 3:47 PM
 Plant McIntosh Client: Southern Company Data: McIntosh LF4 CCR

Box & Whiskers Plot



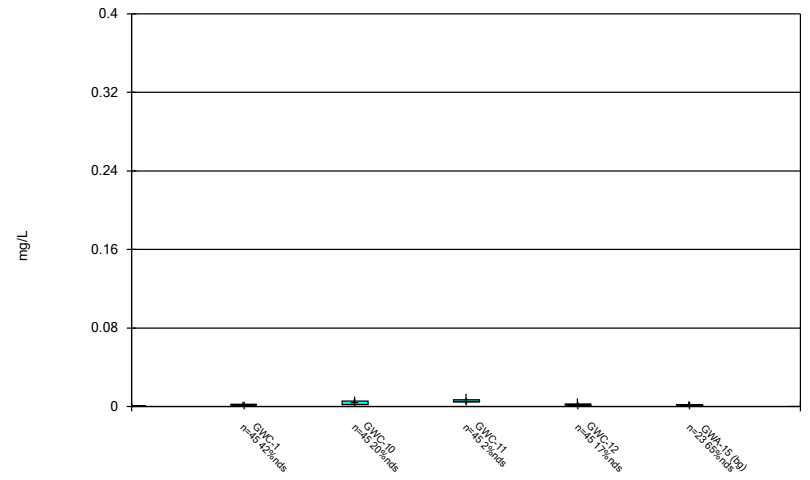
Constituent: Chloride Analysis Run 8/2/2022 3:47 PM
 Plant McIntosh Client: Southern Company Data: McIntosh LF4 CCR

Box & Whiskers Plot



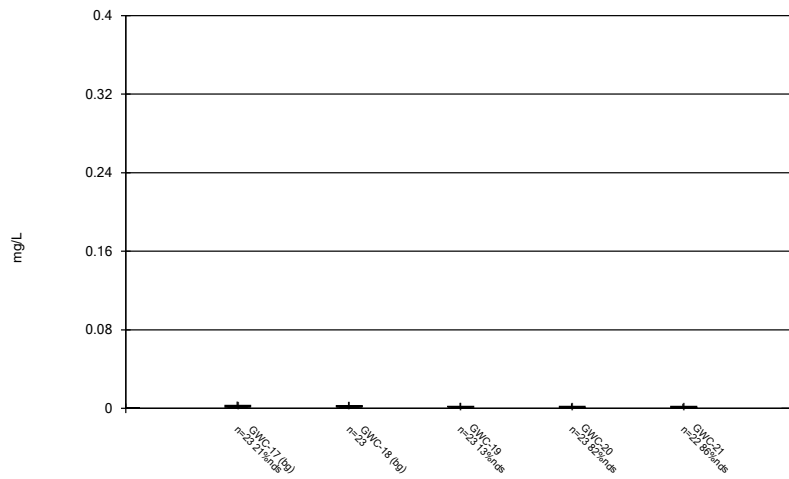
Constituent: Chromium Analysis Run 8/2/2022 3:47 PM
Plant McIntosh Client: Southern Company Data: McIntosh LF4 CCR

Box & Whiskers Plot



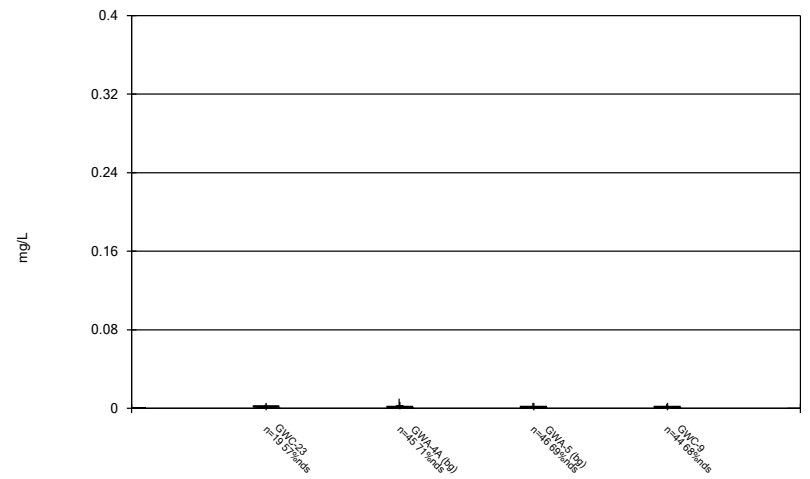
Constituent: Chromium Analysis Run 8/2/2022 3:47 PM
Plant McIntosh Client: Southern Company Data: McIntosh LF4 CCR

Box & Whiskers Plot



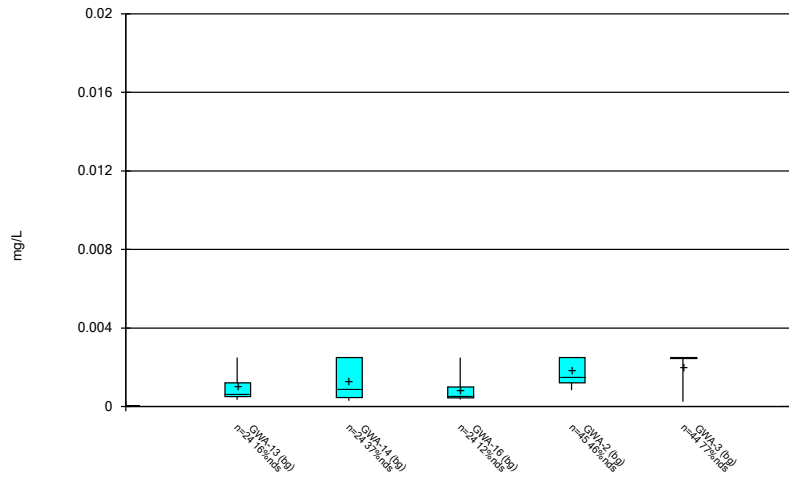
Constituent: Chromium Analysis Run 8/2/2022 3:47 PM
Plant McIntosh Client: Southern Company Data: McIntosh LF4 CCR

Box & Whiskers Plot



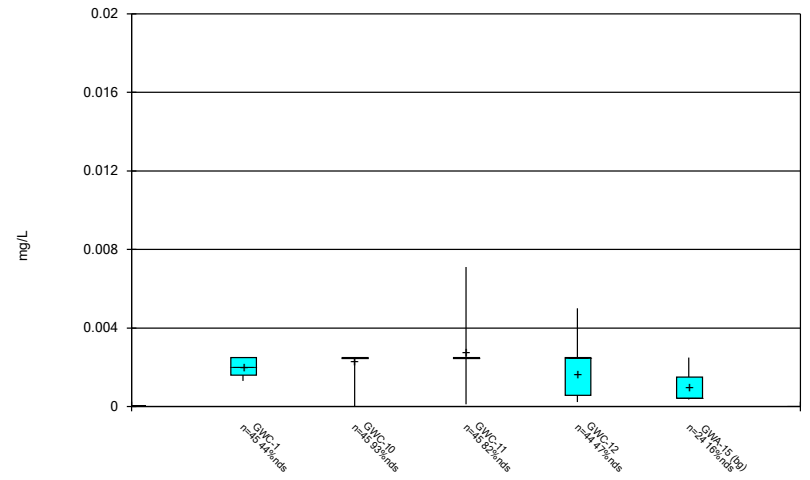
Constituent: Chromium Analysis Run 8/2/2022 3:47 PM
Plant McIntosh Client: Southern Company Data: McIntosh LF4 CCR

Box & Whiskers Plot



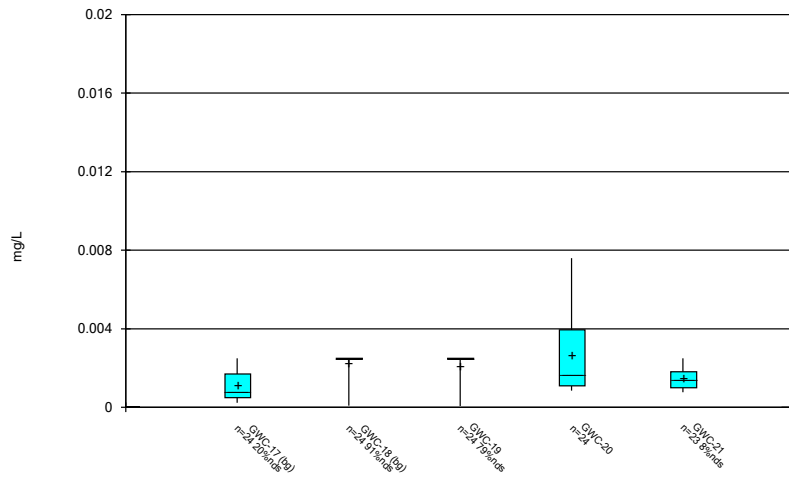
Constituent: Cobalt Analysis Run 8/2/2022 3:47 PM
 Plant McIntosh Client: Southern Company Data: McIntosh LF4 CCR

Box & Whiskers Plot



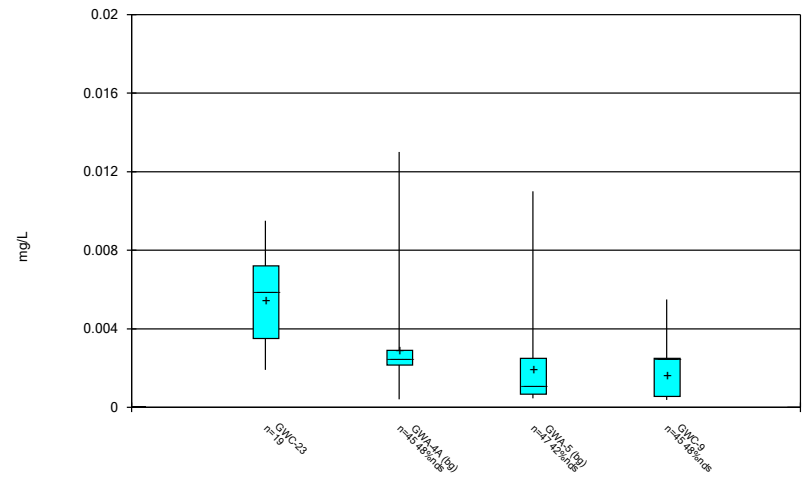
Constituent: Cobalt Analysis Run 8/2/2022 3:47 PM
 Plant McIntosh Client: Southern Company Data: McIntosh LF4 CCR

Box & Whiskers Plot



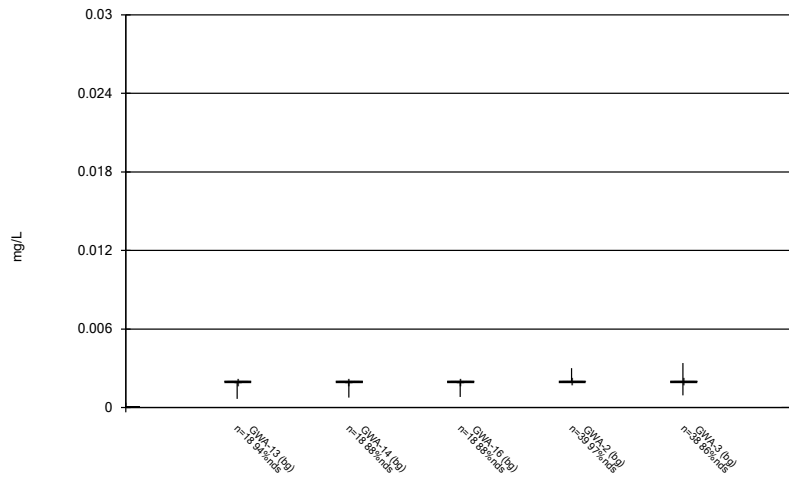
Constituent: Cobalt Analysis Run 8/2/2022 3:47 PM
 Plant McIntosh Client: Southern Company Data: McIntosh LF4 CCR

Box & Whiskers Plot



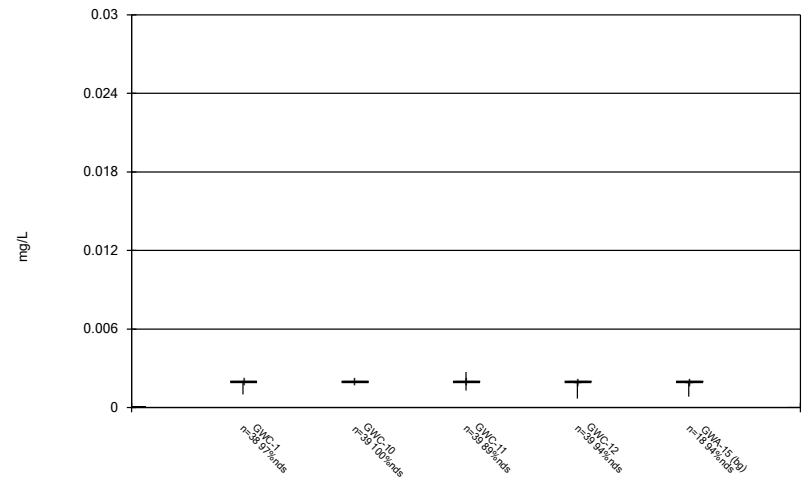
Constituent: Cobalt Analysis Run 8/2/2022 3:47 PM
 Plant McIntosh Client: Southern Company Data: McIntosh LF4 CCR

Box & Whiskers Plot



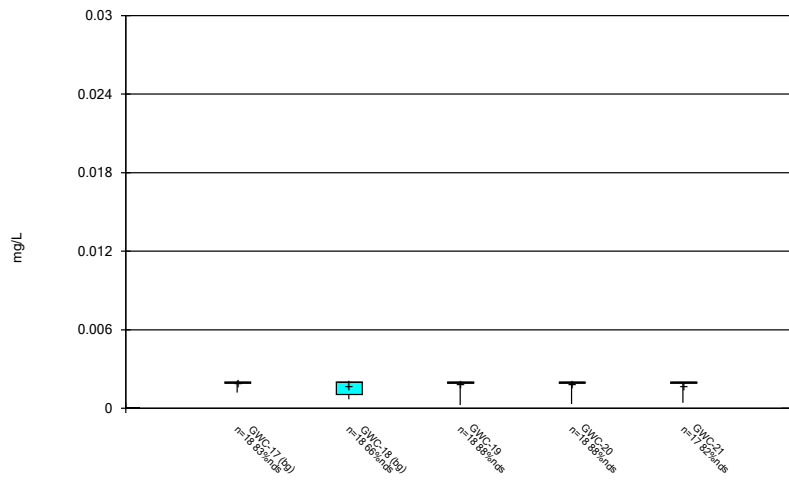
Constituent: Copper Analysis Run 8/2/2022 3:47 PM
 Plant McIntosh Client: Southern Company Data: McIntosh LF4 CCR

Box & Whiskers Plot



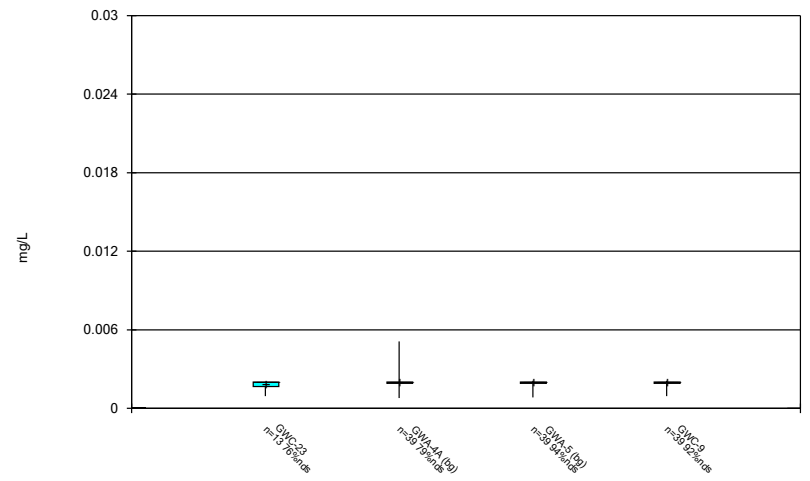
Constituent: Copper Analysis Run 8/2/2022 3:47 PM
 Plant McIntosh Client: Southern Company Data: McIntosh LF4 CCR

Box & Whiskers Plot



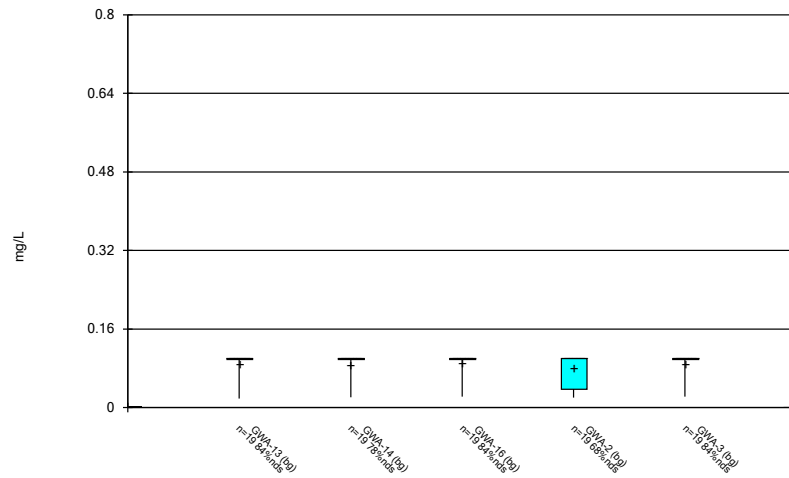
Constituent: Copper Analysis Run 8/2/2022 3:47 PM
 Plant McIntosh Client: Southern Company Data: McIntosh LF4 CCR

Box & Whiskers Plot



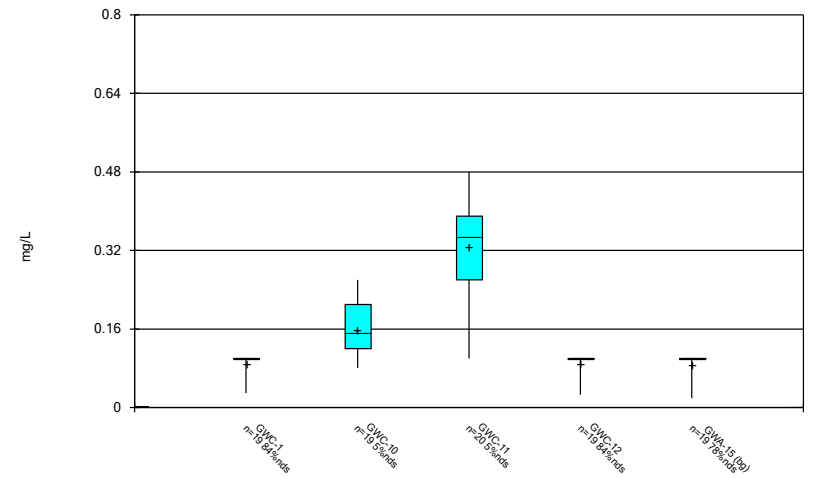
Constituent: Copper Analysis Run 8/2/2022 3:47 PM
 Plant McIntosh Client: Southern Company Data: McIntosh LF4 CCR

Box & Whiskers Plot



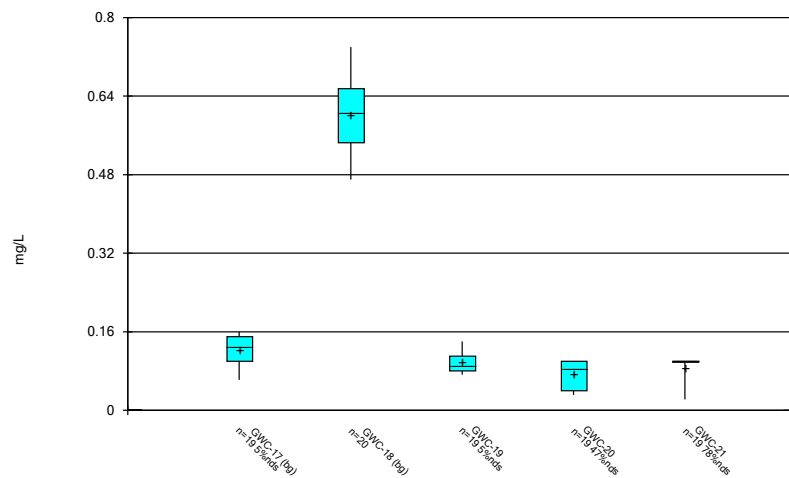
Constituent: Fluoride Analysis Run 8/2/2022 3:47 PM
 Plant McIntosh Client: Southern Company Data: McIntosh LF4 CCR

Box & Whiskers Plot



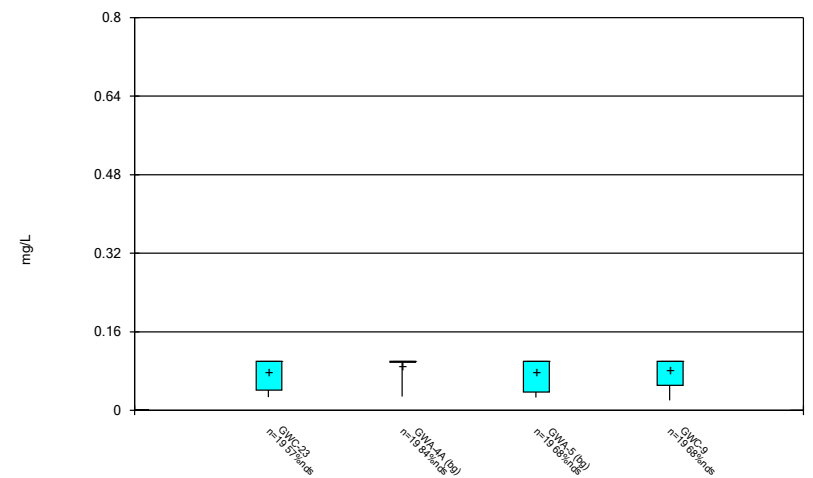
Constituent: Fluoride Analysis Run 8/2/2022 3:47 PM
 Plant McIntosh Client: Southern Company Data: McIntosh LF4 CCR

Box & Whiskers Plot



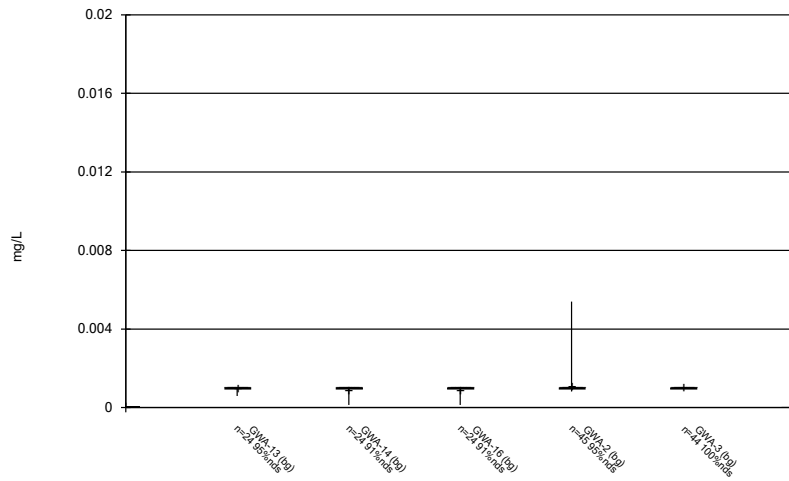
Constituent: Fluoride Analysis Run 8/2/2022 3:47 PM
 Plant McIntosh Client: Southern Company Data: McIntosh LF4 CCR

Box & Whiskers Plot



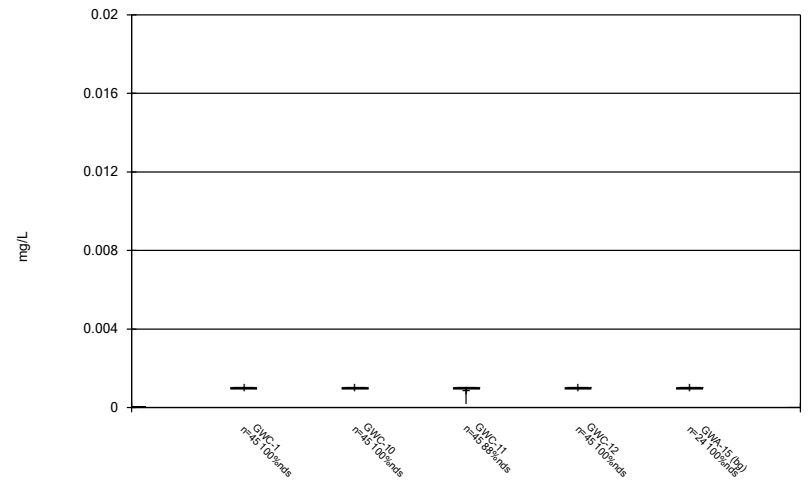
Constituent: Fluoride Analysis Run 8/2/2022 3:47 PM
 Plant McIntosh Client: Southern Company Data: McIntosh LF4 CCR

Box & Whiskers Plot



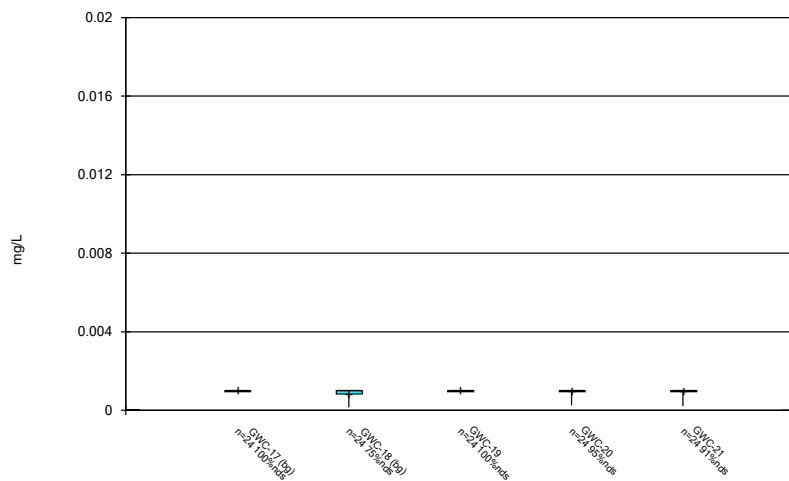
Constituent: Lead Analysis Run 8/2/2022 3:47 PM
Plant McIntosh Client: Southern Company Data: McIntosh LF4 CCR

Box & Whiskers Plot



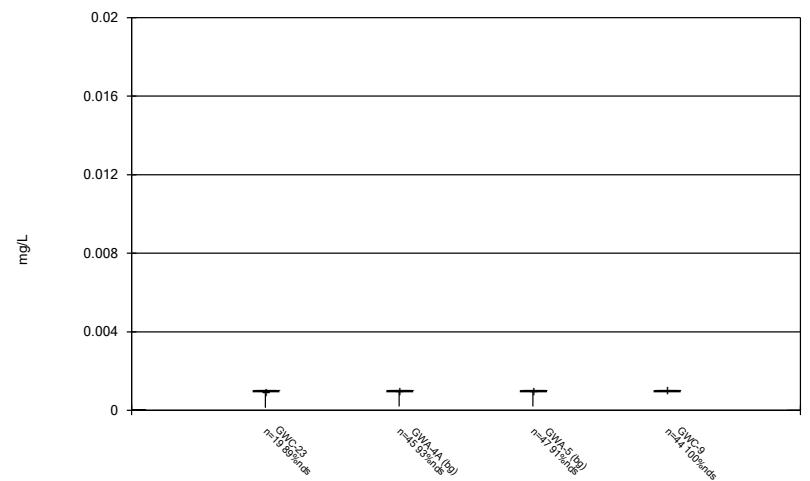
Constituent: Lead Analysis Run 8/2/2022 3:47 PM
Plant McIntosh Client: Southern Company Data: McIntosh LF4 CCR

Box & Whiskers Plot



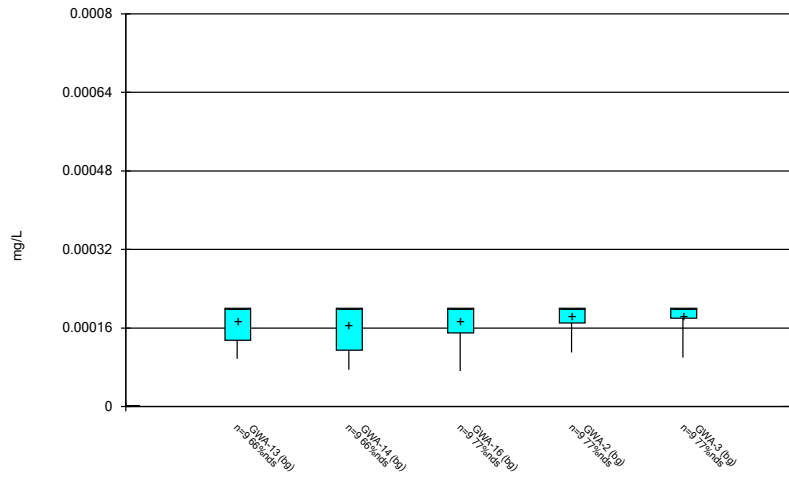
Constituent: Lead Analysis Run 8/2/2022 3:47 PM
Plant McIntosh Client: Southern Company Data: McIntosh LF4 CCR

Box & Whiskers Plot



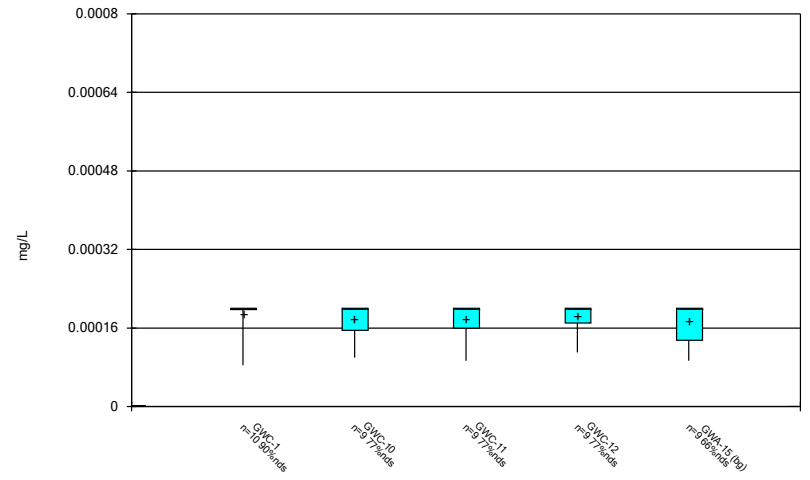
Constituent: Lead Analysis Run 8/2/2022 3:47 PM
Plant McIntosh Client: Southern Company Data: McIntosh LF4 CCR

Box & Whiskers Plot



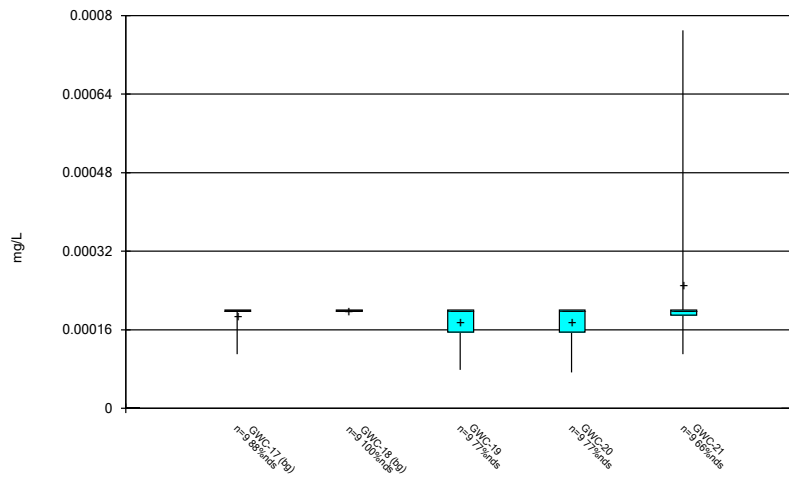
Constituent: Mercury Analysis Run 8/2/2022 3:47 PM
 Plant McIntosh Client: Southern Company Data: McIntosh LF4 CCR

Box & Whiskers Plot



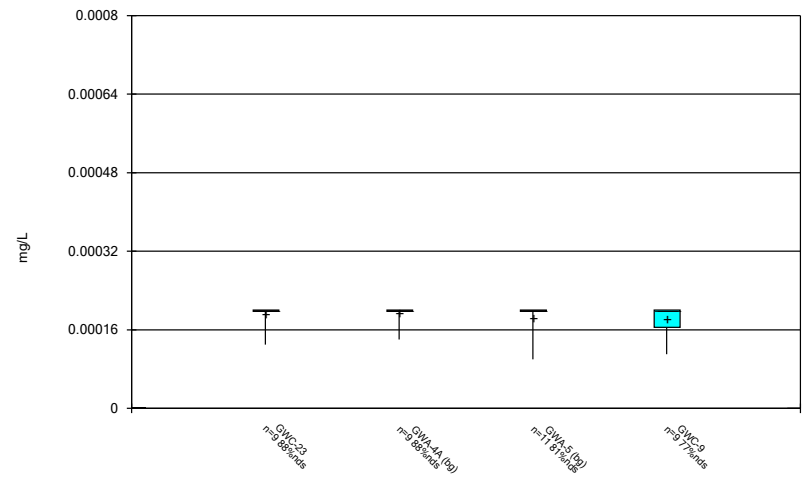
Constituent: Mercury Analysis Run 8/2/2022 3:47 PM
 Plant McIntosh Client: Southern Company Data: McIntosh LF4 CCR

Box & Whiskers Plot



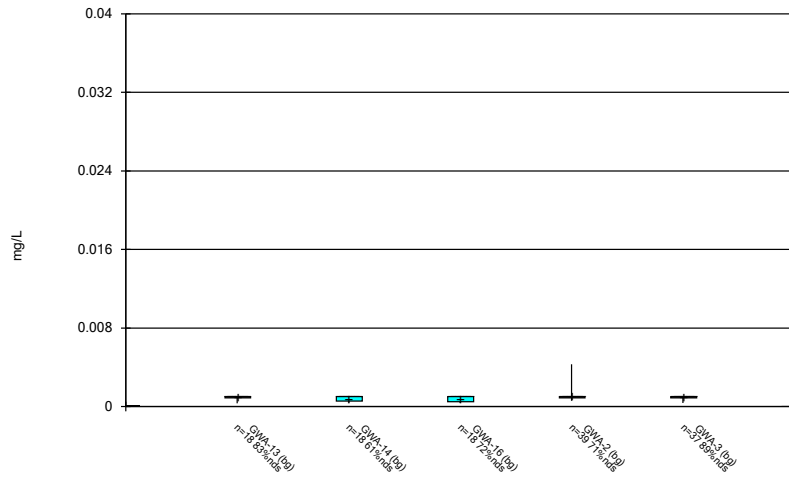
Constituent: Mercury Analysis Run 8/2/2022 3:47 PM
 Plant McIntosh Client: Southern Company Data: McIntosh LF4 CCR

Box & Whiskers Plot



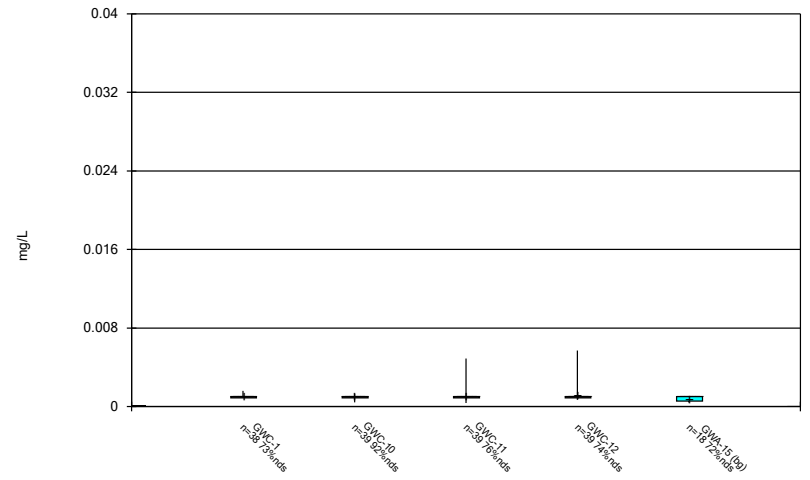
Constituent: Mercury Analysis Run 8/2/2022 3:47 PM
 Plant McIntosh Client: Southern Company Data: McIntosh LF4 CCR

Box & Whiskers Plot



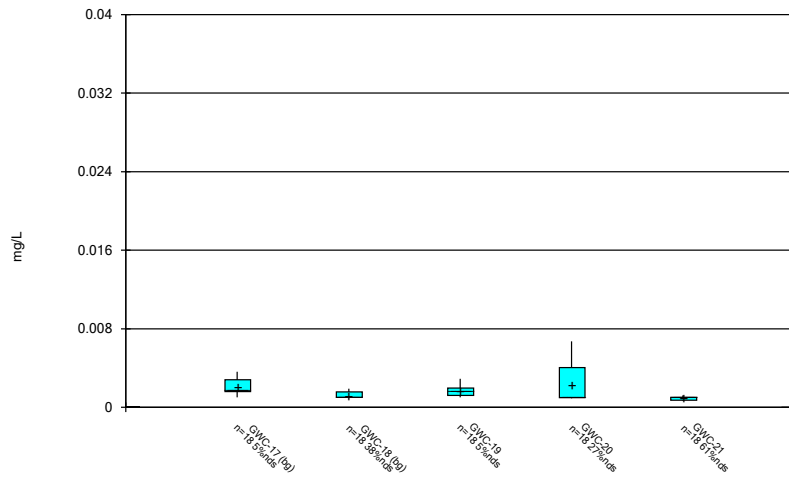
Constituent: Nickel Analysis Run 8/2/2022 3:47 PM
Plant McIntosh Client: Southern Company Data: McIntosh LF4 CCR

Box & Whiskers Plot



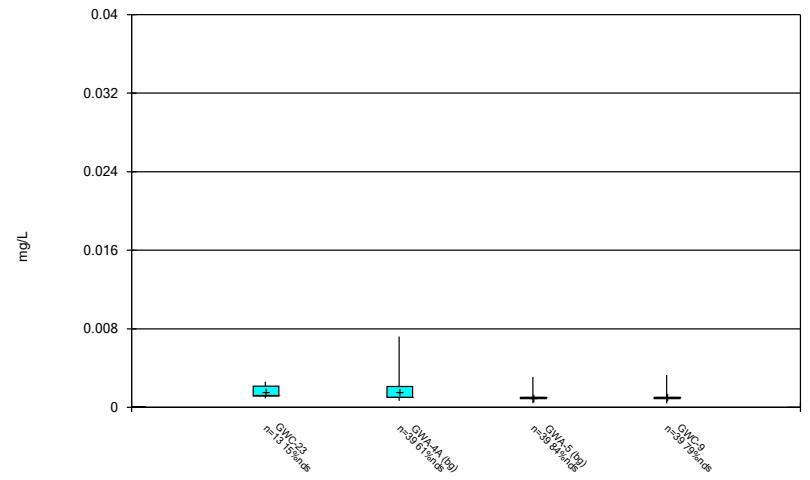
Constituent: Nickel Analysis Run 8/2/2022 3:47 PM
Plant McIntosh Client: Southern Company Data: McIntosh LF4 CCR

Box & Whiskers Plot



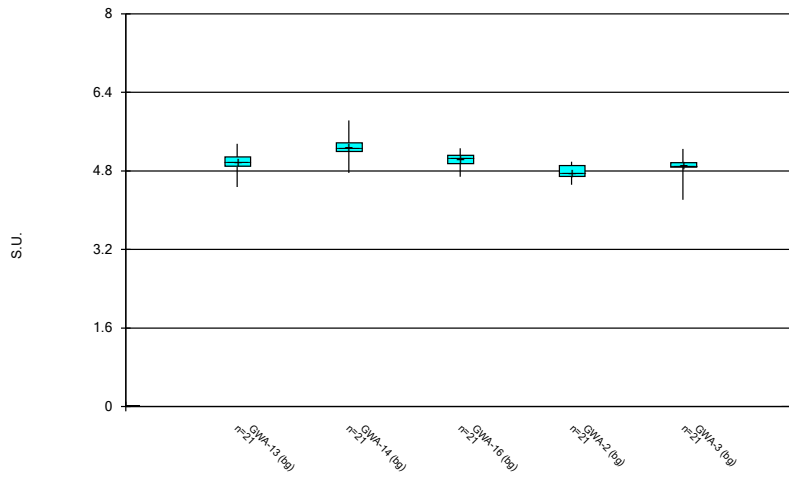
Constituent: Nickel Analysis Run 8/2/2022 3:47 PM
Plant McIntosh Client: Southern Company Data: McIntosh LF4 CCR

Box & Whiskers Plot



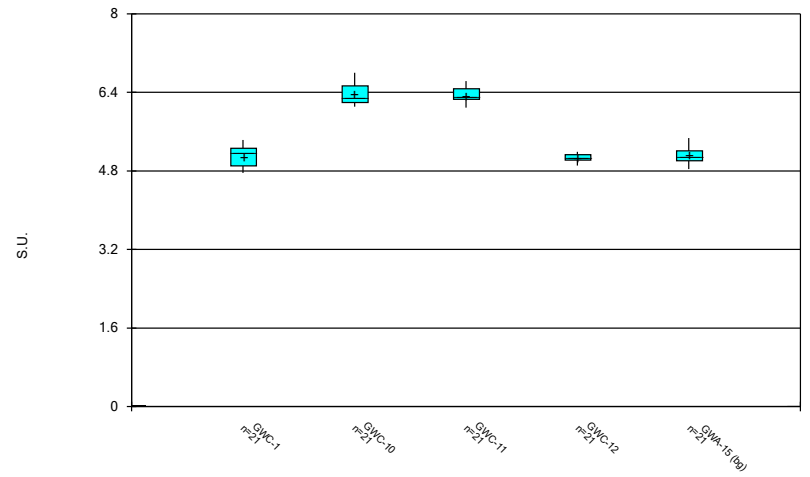
Constituent: Nickel Analysis Run 8/2/2022 3:47 PM
Plant McIntosh Client: Southern Company Data: McIntosh LF4 CCR

Box & Whiskers Plot



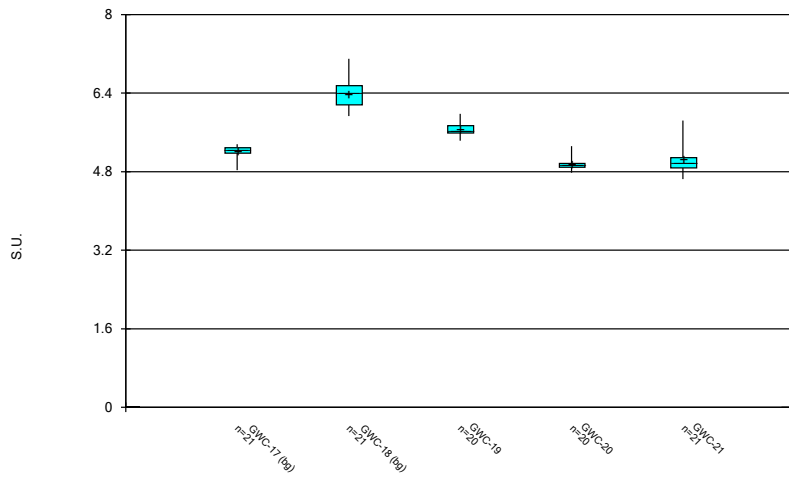
Constituent: pH Analysis Run 8/2/2022 3:47 PM
 Plant McIntosh Client: Southern Company Data: McIntosh LF4 CCR

Box & Whiskers Plot



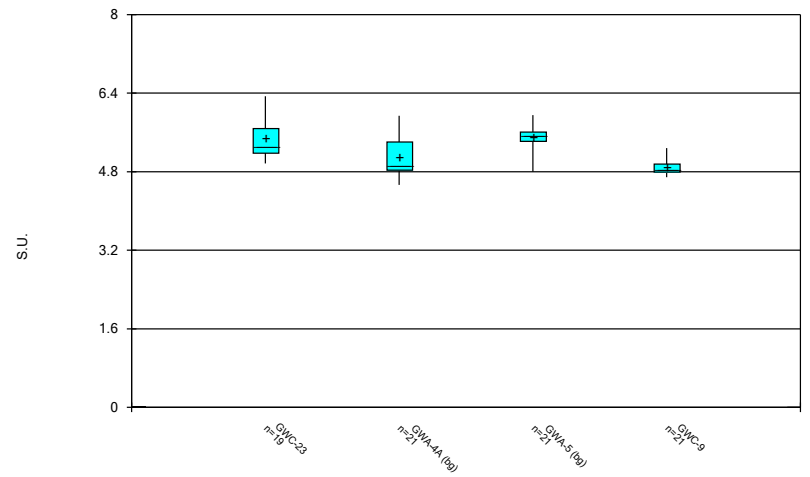
Constituent: pH Analysis Run 8/2/2022 3:47 PM
 Plant McIntosh Client: Southern Company Data: McIntosh LF4 CCR

Box & Whiskers Plot



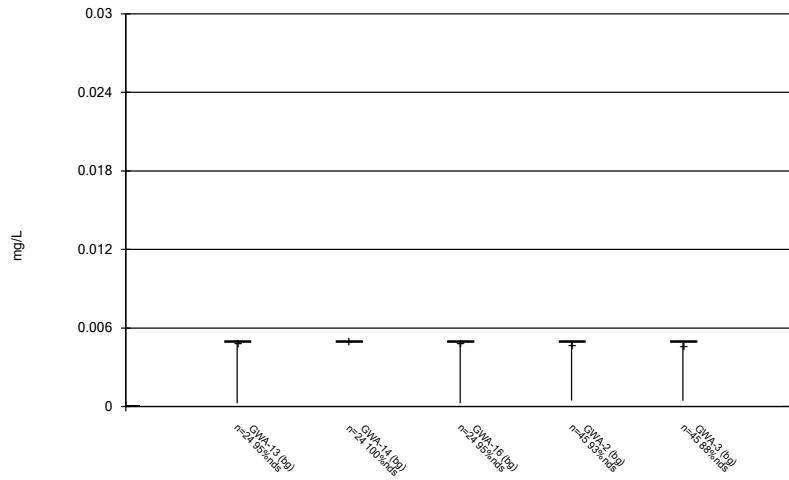
Constituent: pH Analysis Run 8/2/2022 3:47 PM
 Plant McIntosh Client: Southern Company Data: McIntosh LF4 CCR

Box & Whiskers Plot



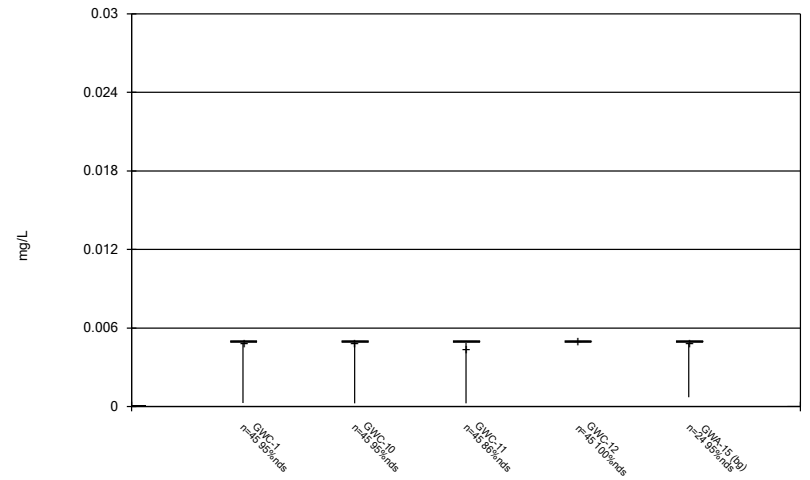
Constituent: pH Analysis Run 8/2/2022 3:47 PM
 Plant McIntosh Client: Southern Company Data: McIntosh LF4 CCR

Box & Whiskers Plot



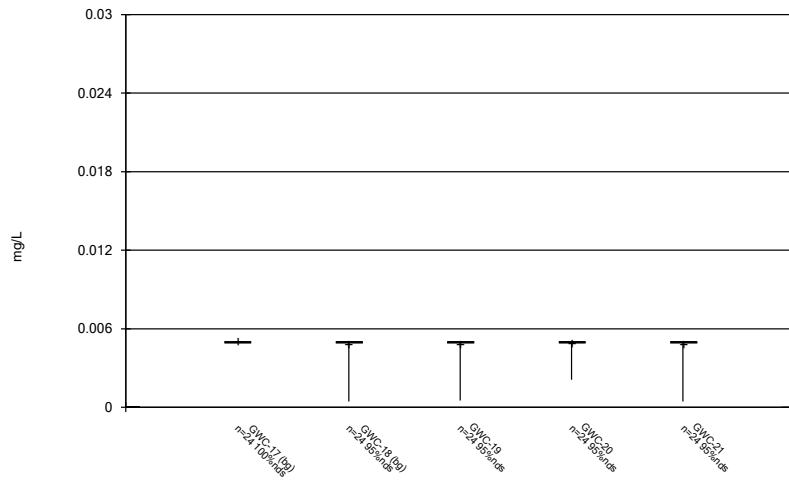
Constituent: Selenium Analysis Run 8/2/2022 3:47 PM
 Plant McIntosh Client: Southern Company Data: McIntosh LF4 CCR

Box & Whiskers Plot



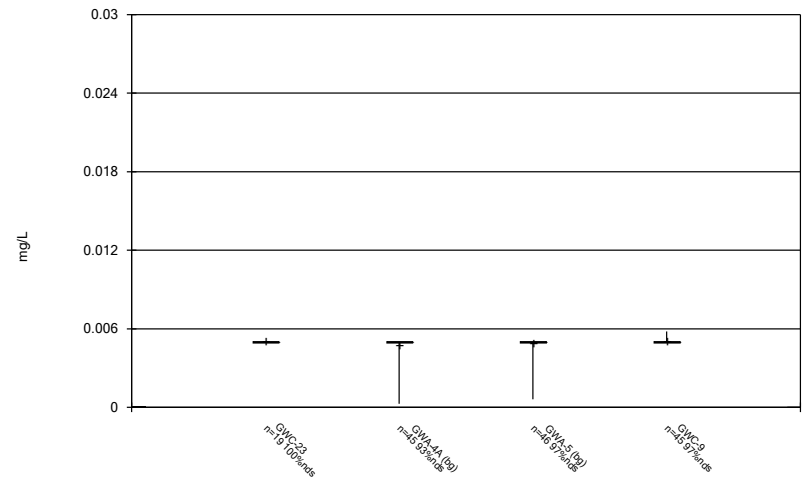
Constituent: Selenium Analysis Run 8/2/2022 3:47 PM
 Plant McIntosh Client: Southern Company Data: McIntosh LF4 CCR

Box & Whiskers Plot



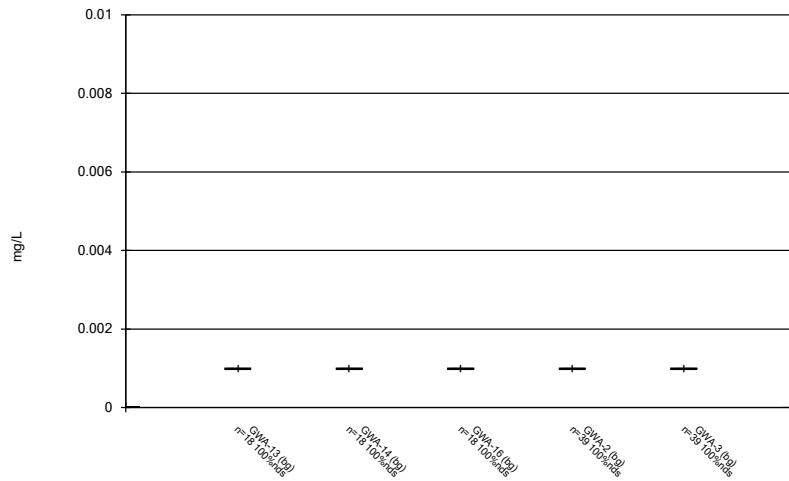
Constituent: Selenium Analysis Run 8/2/2022 3:47 PM
 Plant McIntosh Client: Southern Company Data: McIntosh LF4 CCR

Box & Whiskers Plot



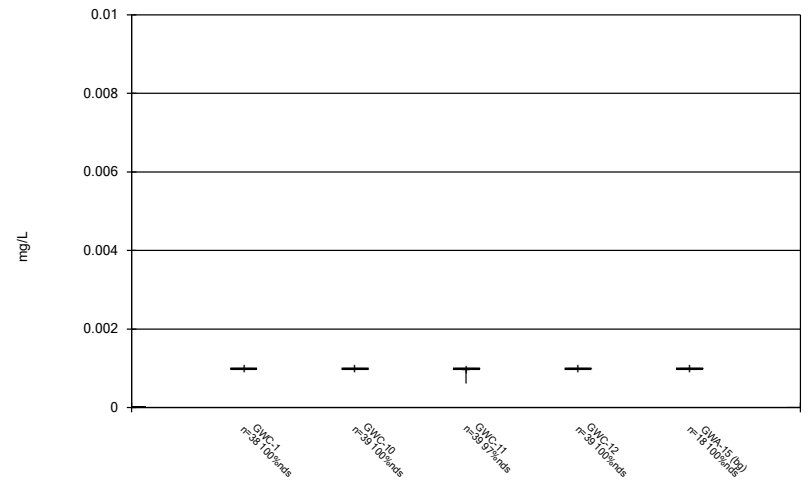
Constituent: Selenium Analysis Run 8/2/2022 3:47 PM
 Plant McIntosh Client: Southern Company Data: McIntosh LF4 CCR

Box & Whiskers Plot



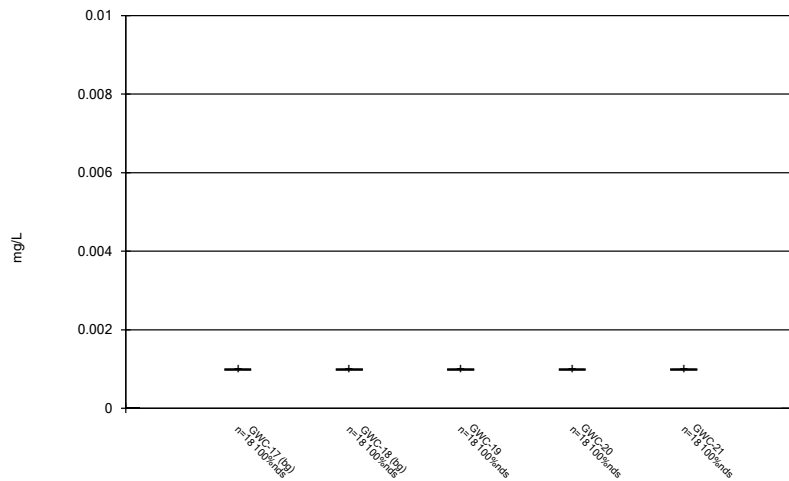
Constituent: Silver Analysis Run 8/2/2022 3:47 PM
Plant McIntosh Client: Southern Company Data: McIntosh LF4 CCR

Box & Whiskers Plot



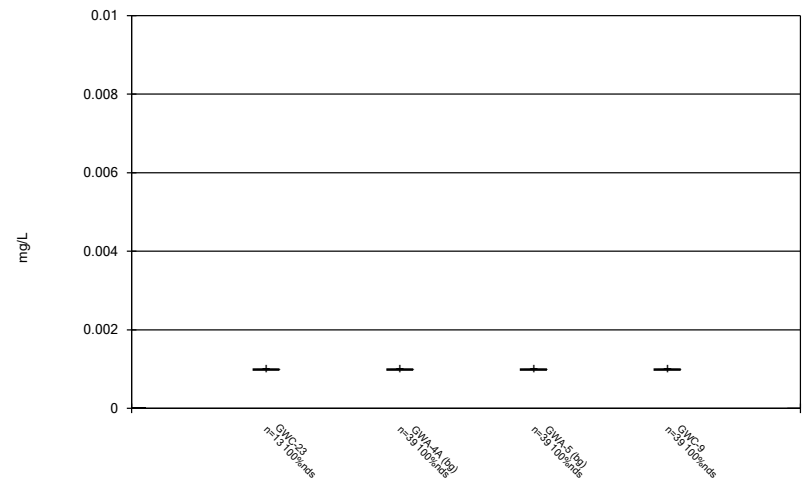
Constituent: Silver Analysis Run 8/2/2022 3:47 PM
Plant McIntosh Client: Southern Company Data: McIntosh LF4 CCR

Box & Whiskers Plot



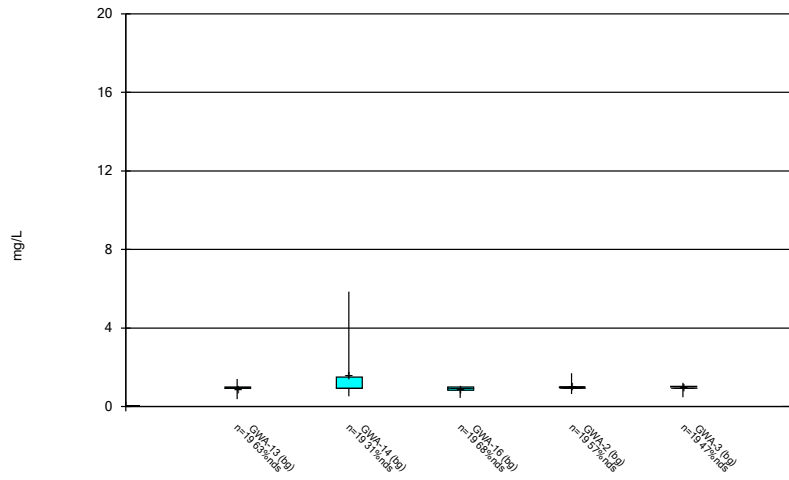
Constituent: Silver Analysis Run 8/2/2022 3:47 PM
Plant McIntosh Client: Southern Company Data: McIntosh LF4 CCR

Box & Whiskers Plot



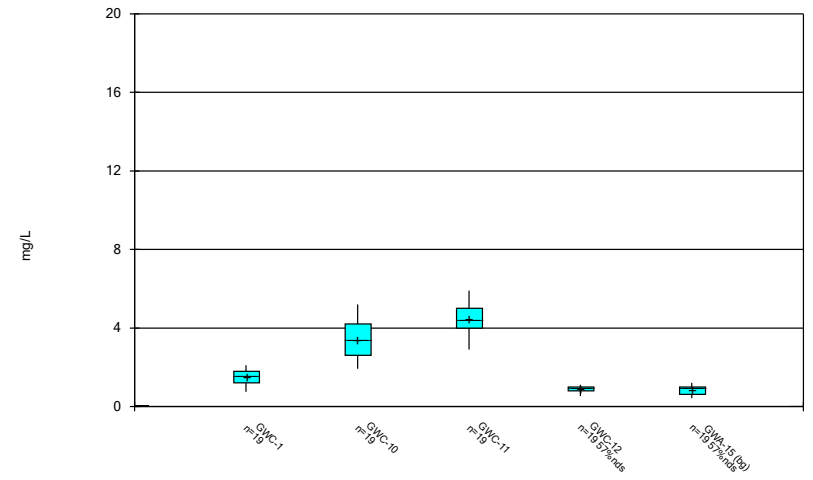
Constituent: Silver Analysis Run 8/2/2022 3:47 PM
Plant McIntosh Client: Southern Company Data: McIntosh LF4 CCR

Box & Whiskers Plot



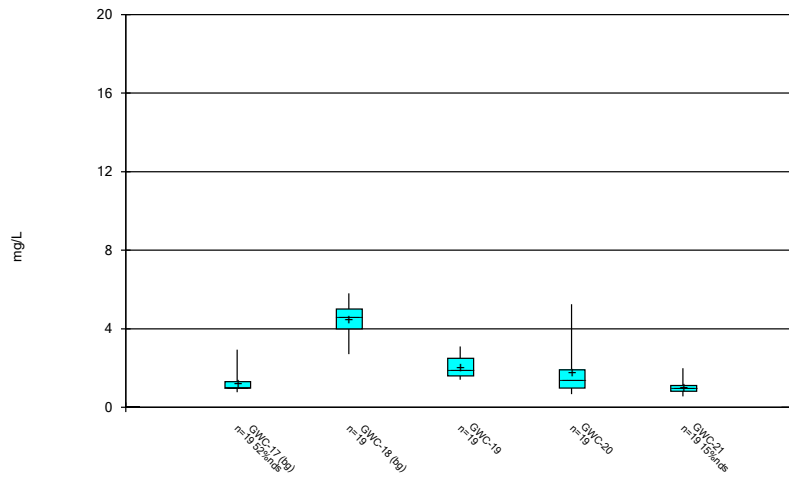
Constituent: Sulfate Analysis Run 8/2/2022 3:47 PM
 Plant McIntosh Client: Southern Company Data: McIntosh LF4 CCR

Box & Whiskers Plot



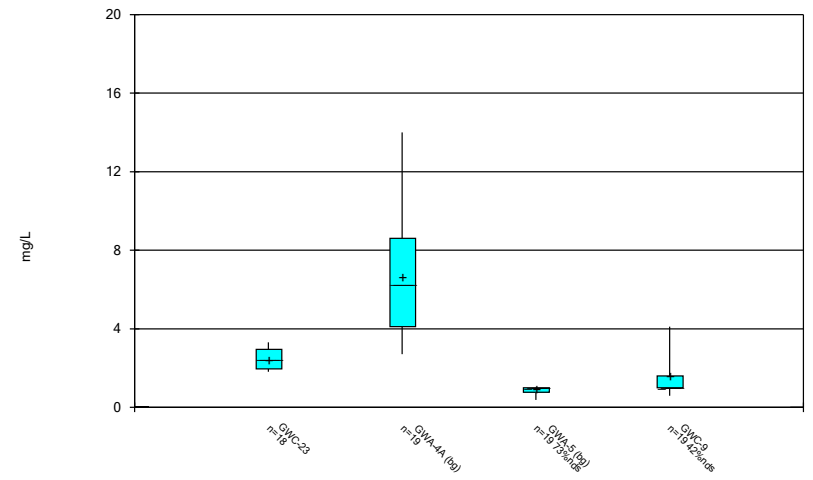
Constituent: Sulfate Analysis Run 8/2/2022 3:47 PM
 Plant McIntosh Client: Southern Company Data: McIntosh LF4 CCR

Box & Whiskers Plot



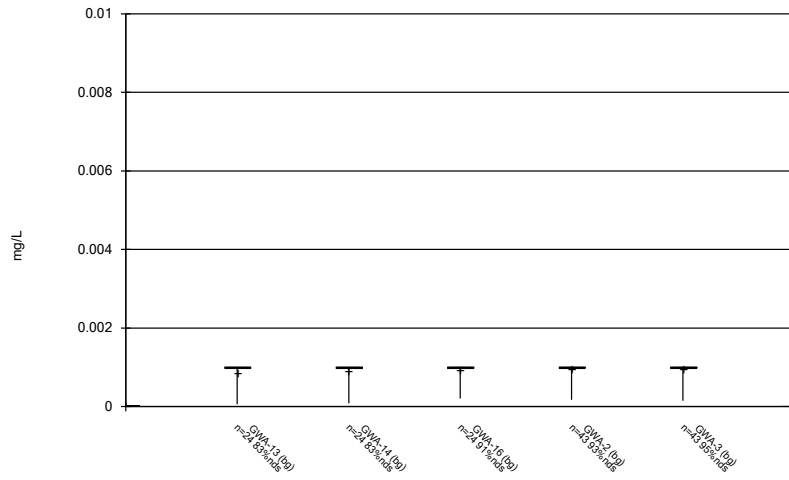
Constituent: Sulfate Analysis Run 8/2/2022 3:47 PM
 Plant McIntosh Client: Southern Company Data: McIntosh LF4 CCR

Box & Whiskers Plot



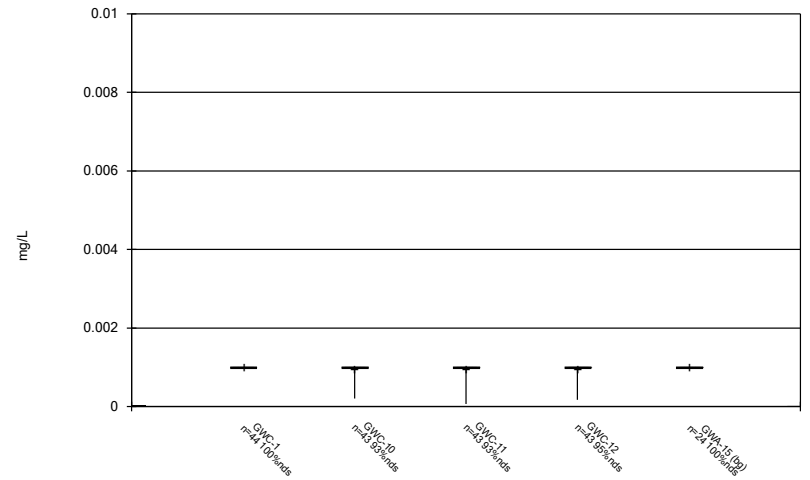
Constituent: Sulfate Analysis Run 8/2/2022 3:47 PM
 Plant McIntosh Client: Southern Company Data: McIntosh LF4 CCR

Box & Whiskers Plot



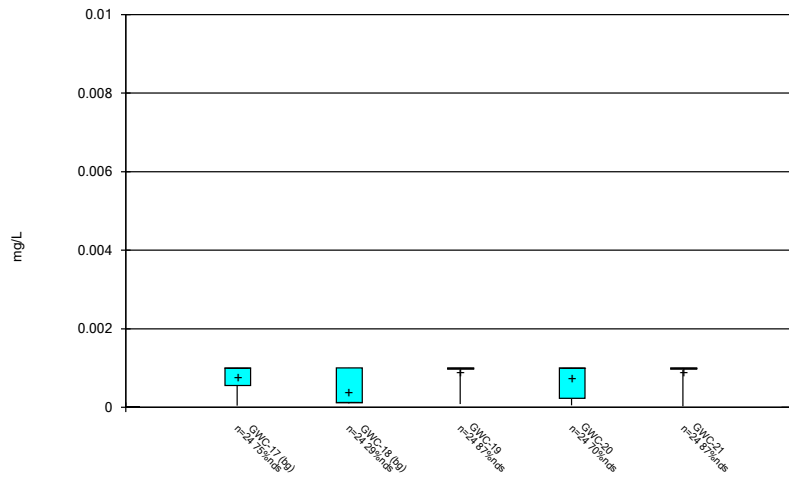
Constituent: Thallium Analysis Run 8/2/2022 3:47 PM
Plant McIntosh Client: Southern Company Data: McIntosh LF4 CCR

Box & Whiskers Plot



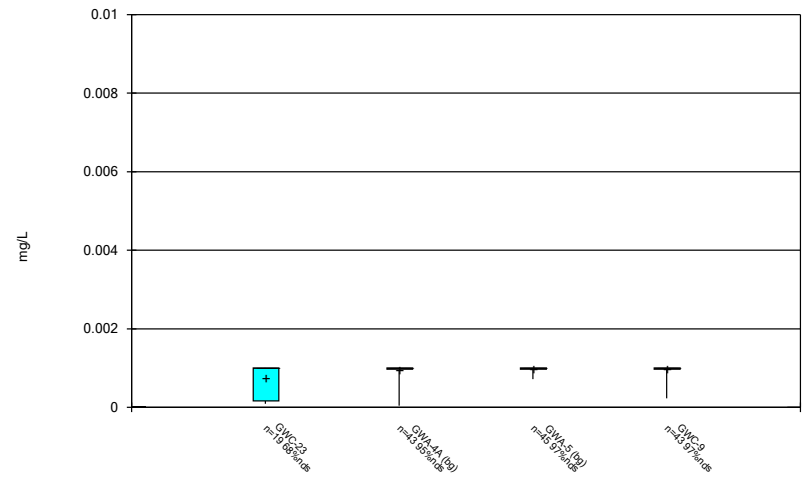
Constituent: Thallium Analysis Run 8/2/2022 3:47 PM
Plant McIntosh Client: Southern Company Data: McIntosh LF4 CCR

Box & Whiskers Plot



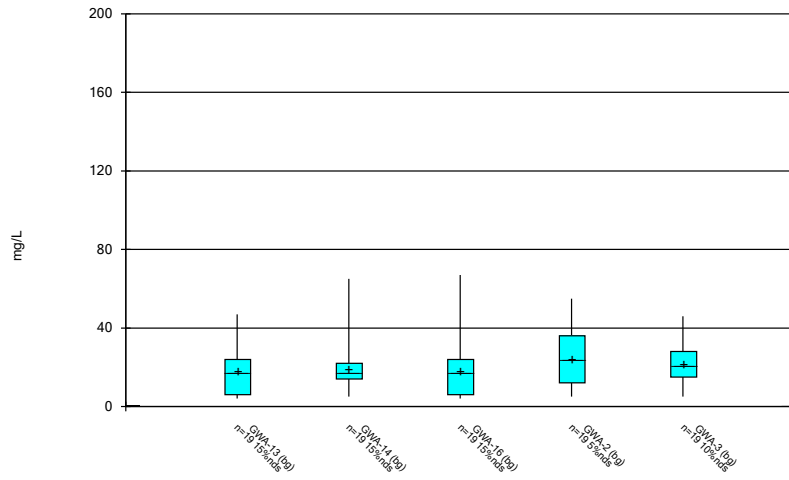
Constituent: Thallium Analysis Run 8/2/2022 3:47 PM
Plant McIntosh Client: Southern Company Data: McIntosh LF4 CCR

Box & Whiskers Plot



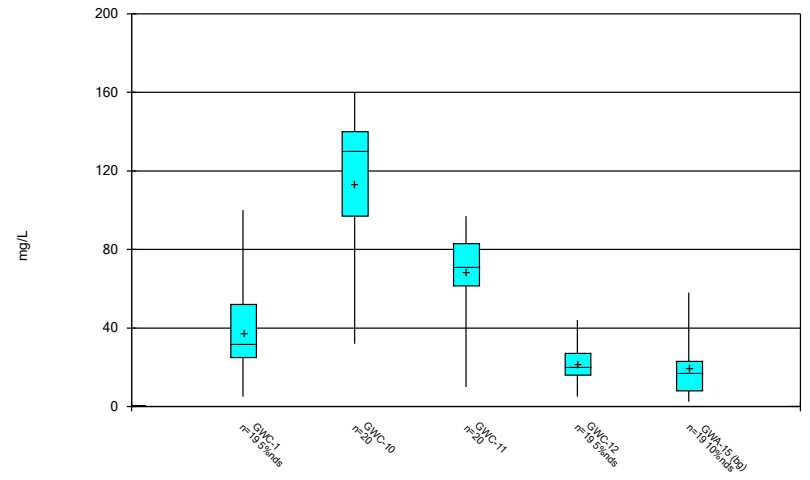
Constituent: Thallium Analysis Run 8/2/2022 3:47 PM
Plant McIntosh Client: Southern Company Data: McIntosh LF4 CCR

Box & Whiskers Plot



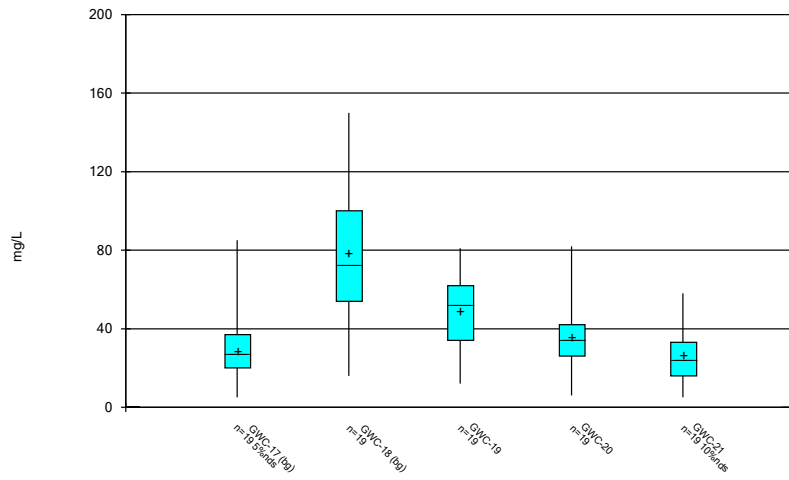
Constituent: Total Dissolved Solids Analysis Run 8/2/2022 3:47 PM
 Plant McIntosh Client: Southern Company Data: McIntosh LF4 CCR

Box & Whiskers Plot



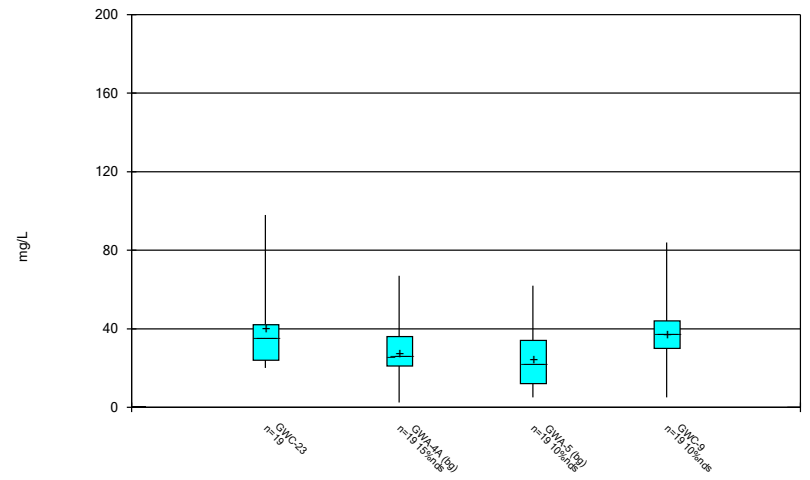
Constituent: Total Dissolved Solids Analysis Run 8/2/2022 3:47 PM
 Plant McIntosh Client: Southern Company Data: McIntosh LF4 CCR

Box & Whiskers Plot



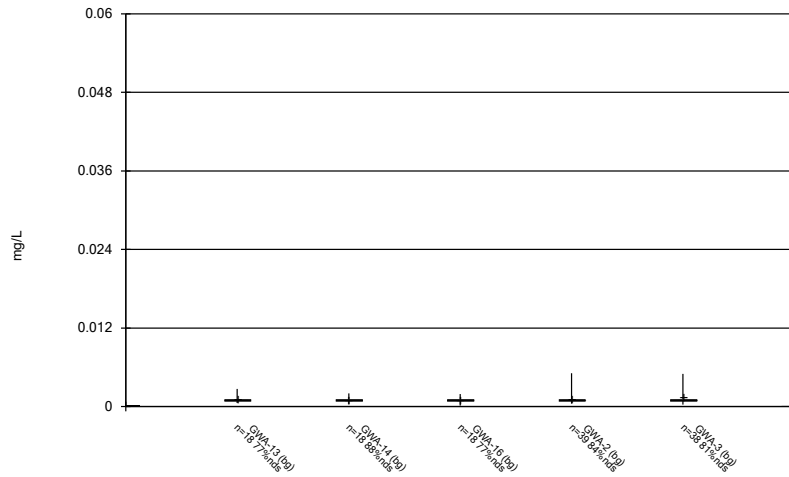
Constituent: Total Dissolved Solids Analysis Run 8/2/2022 3:47 PM
 Plant McIntosh Client: Southern Company Data: McIntosh LF4 CCR

Box & Whiskers Plot



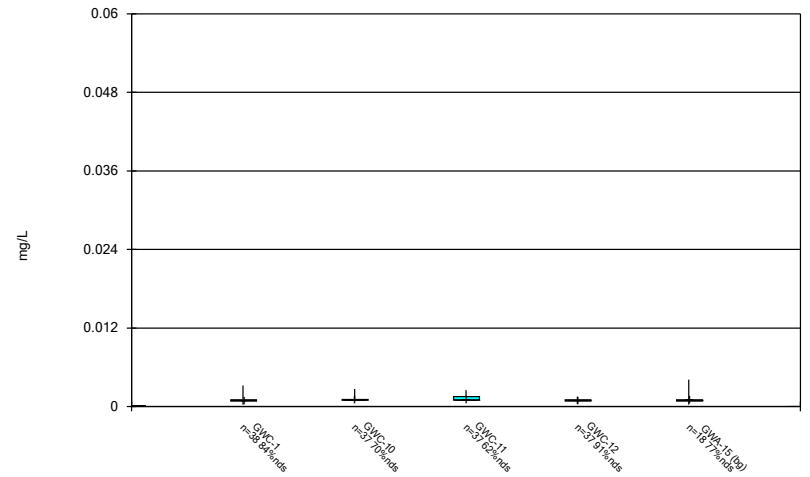
Constituent: Total Dissolved Solids Analysis Run 8/2/2022 3:47 PM
 Plant McIntosh Client: Southern Company Data: McIntosh LF4 CCR

Box & Whiskers Plot



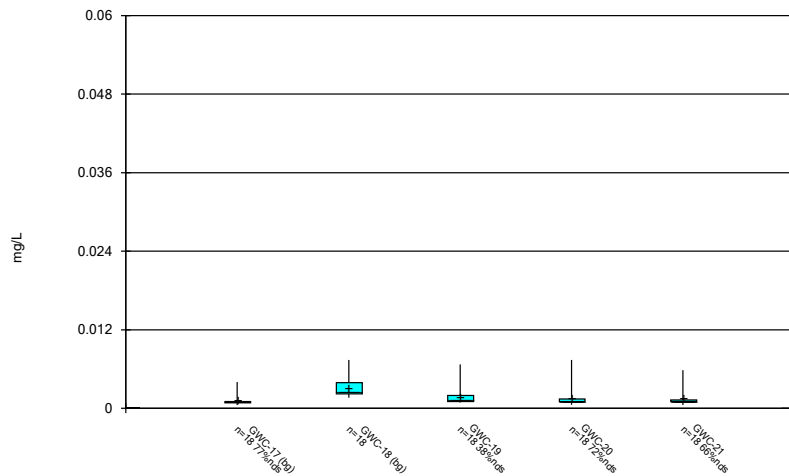
Constituent: Vanadium Analysis Run 8/2/2022 3:47 PM
Plant McIntosh Client: Southern Company Data: McIntosh LF4 CCR

Box & Whiskers Plot



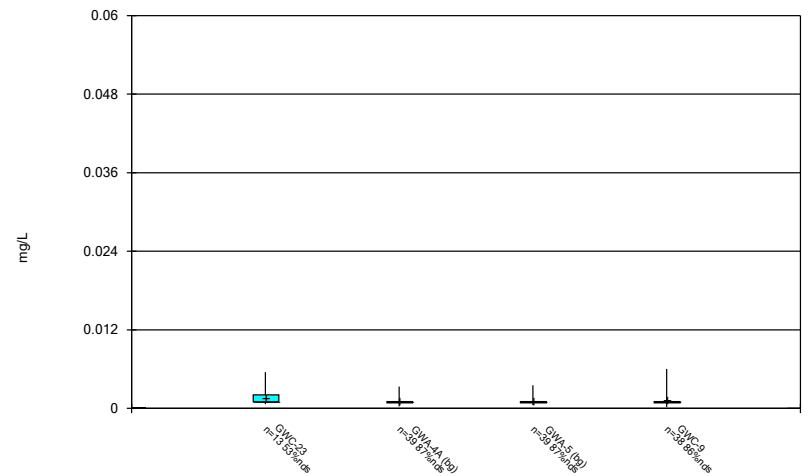
Constituent: Vanadium Analysis Run 8/2/2022 3:47 PM
Plant McIntosh Client: Southern Company Data: McIntosh LF4 CCR

Box & Whiskers Plot



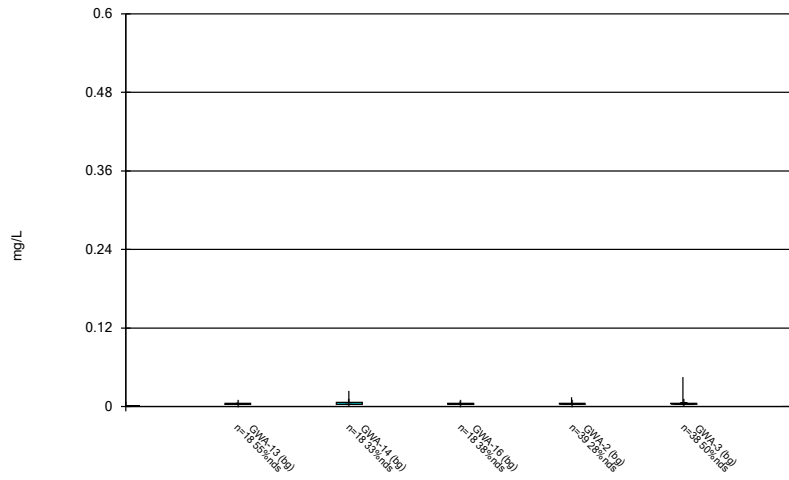
Constituent: Vanadium Analysis Run 8/2/2022 3:47 PM
Plant McIntosh Client: Southern Company Data: McIntosh LF4 CCR

Box & Whiskers Plot



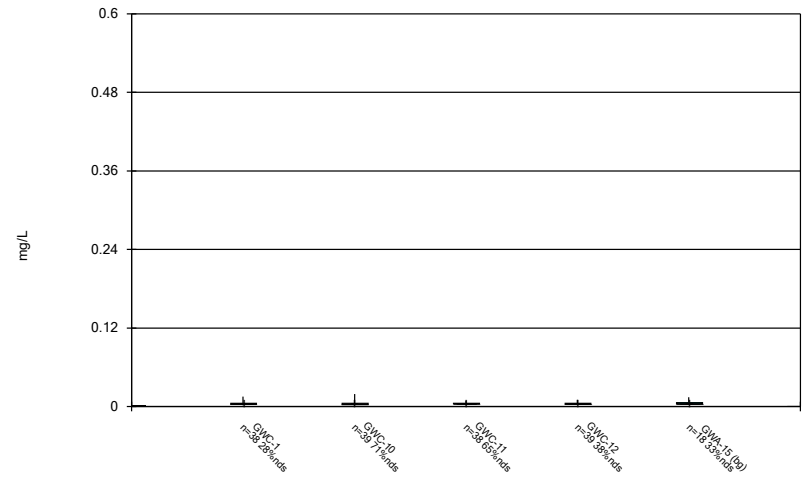
Constituent: Vanadium Analysis Run 8/2/2022 3:47 PM
Plant McIntosh Client: Southern Company Data: McIntosh LF4 CCR

Box & Whiskers Plot



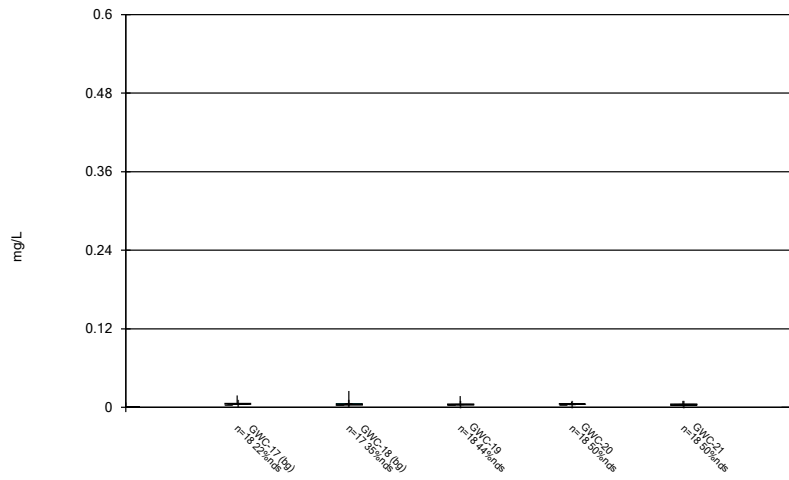
Constituent: Zinc Analysis Run 8/2/2022 3:47 PM
 Plant McIntosh Client: Southern Company Data: McIntosh LF4 CCR

Box & Whiskers Plot



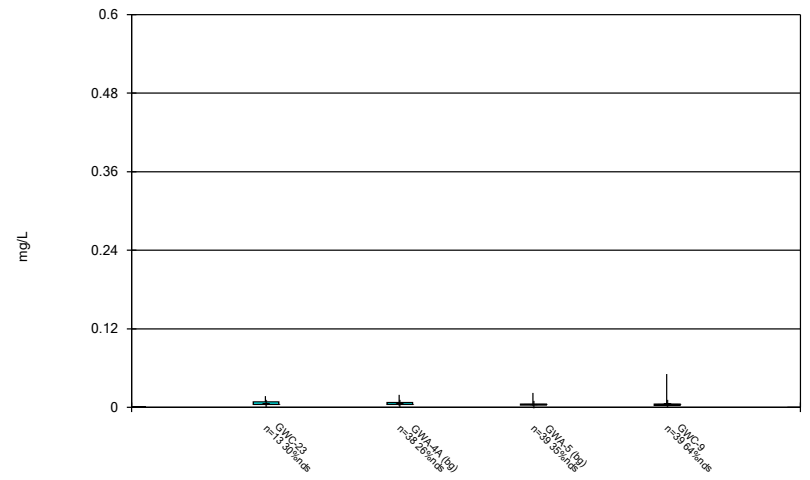
Constituent: Zinc Analysis Run 8/2/2022 3:47 PM
 Plant McIntosh Client: Southern Company Data: McIntosh LF4 CCR

Box & Whiskers Plot



Constituent: Zinc Analysis Run 8/2/2022 3:47 PM
 Plant McIntosh Client: Southern Company Data: McIntosh LF4 CCR

Box & Whiskers Plot



Constituent: Zinc Analysis Run 8/2/2022 3:47 PM
 Plant McIntosh Client: Southern Company Data: McIntosh LF4 CCR

FIGURE C.

Outlier Summary

Plant McIntosh Client: Southern Company Data: McIntosh LF4 CCR Printed 8/2/2022, 3:51 PM

Date	GWA-3 Arsenic (mg/L)	GWA-3 Barium (mg/L)	GWC-11 Barium (mg/L)	GWA-5 Barium (mg/L)	GWC-17 Beryllium (mg/L)	GWA-5 Chloride (mg/L)	GWA-13 Chromium (mg/L)	GWA-2 Chromium (mg/L)	GWA-3 Chromium (mg/L)	GWC-1 Chromium (mg/L)	GWC-21 Chromium (mg/L)	GWA-5 Chromium (mg/L)
8/25/2004												0.22 (O)
9/11/2004												
12/7/2005												
7/6/2007		0.1 (O)										
6/20/2008												
12/7/2008		0.097 (O)	0.093 (O)						0.072 (O)			
1/5/2011	0.0089 (o)	0.21 (O)						0.077 (O)				
7/11/2012							0.0061 (O)					
1/19/2013												
1/14/2016												
4/20/2016					<0.003 (o)	<0.002 (o)						
6/16/2016												
9/27/2016										0.35 (o)		
1/12/2017												
1/13/2017												
1/24/2017				0.42 (o)								
1/30/2019												
3/27/2019												
9/15/2020					18 (o)							

Tukey's Outlier Test - Significant Results

Plant McIntosh Client: Southern Company Data: McIntosh LF4 CCR Printed 8/2/2022, 4:06 PM

Constituent	Well	Outlier	Value(s)	Method	Alpha	N	Mean	Std. Dev.	Distribution	Normality Test
Barium (mg/L)	GWA-13 (bg)	Yes	0.03	NP	NaN	23	0.0161	0.003413	ln(x)	ShapiroWilk
Barium (mg/L)	GWA-3 (bg)	Yes	0.1,0.097,0.21	NP	NaN	44	0.0242	0.03388	ln(x)	ShapiroWilk
Barium (mg/L)	GWC-11	Yes	0.093	NP	NaN	44	0.01523	0.01249	ln(x)	ShapiroWilk
Beryllium (mg/L)	GWC-17 (bg)	Yes	0.003,0.001	NP	NaN	23	0.0007052	0.0005106	ln(x)	ShapiroWilk
Chromium (mg/L)	GWA-16 (bg)	Yes	0.024	NP	NaN	22	0.003096	0.004778	ln(x)	ShapiroWilk
Chromium (mg/L)	GWA-3 (bg)	Yes	0.077	NP	NaN	44	0.003697	0.01134	ln(x)	ShapiroWilk
Chromium (mg/L)	GWC-1	Yes	0.072,0.005,0.0011,0.0011,0.0049	NP	NaN	45	0.003742	0.01044	ln(x)	ShapiroWilk
Chromium (mg/L)	GWA-15 (bg)	Yes	0.0051	NP	NaN	22	0.002018	0.00089	ln(x)	ShapiroWilk
Chromium (mg/L)	GWC-23	Yes	0.00023,0.0017,0.004	NP	NaN	18	0.002385	0.0006866	normal	ShapiroWilk
Cobalt (mg/L)	GWC-21	Yes	0.015	NP	NaN	23	0.00208	0.002857	ln(x)	ShapiroWilk
Cobalt (mg/L)	GWA-4A (bg)	Yes	0.013,0.0061,0.01,0.0077,0.0004,0.0046,0.001,0.00	NP	NaN	44	0.002973	0.002331	ln(x)	ShapiroWilk
Fluoride (mg/L)	GWA-15 (bg)	Yes	0.019	NP	NaN	18	0.08533	0.02874	x^(1/3)	ShapiroWilk
Nickel (mg/L)	GWC-1	Yes	0.00088,0.00099	NP	NaN	37	0.002194	0.0005567	ln(x)	ShapiroWilk
Sulfate (mg/L)	GWA-2 (bg)	Yes	1.27,1.7,0.83,0.64,0.76	NP	NaN	18	1.006	0.2145	ln(x)	ShapiroWilk
Vanadium (mg/L)	GWC-10	Yes	0.0019,0.0087,0.0027,0.0027,0.0065,0.0022	NP	NaN	38	0.001515	0.001541	ln(x)	ShapiroWilk
Vanadium (mg/L)	GWC-11	Yes	0.0093,0.01	NP	NaN	38	0.002576	0.001765	ln(x)	ShapiroWilk
Vanadium (mg/L)	GWC-20	Yes	0.0074,0.0034	NP	NaN	17	0.001661	0.001669	ln(x)	ShapiroWilk
Vanadium (mg/L)	GWC-21	Yes	0.00048,0.0058,0.0029,0.0049	NP	NaN	17	0.001622	0.001496	ln(x)	ShapiroWilk
Zinc (mg/L)	GWA-3 (bg)	Yes	0.045,0.012,0.012,0.042,0.057,0.0085,0.0028,0.002	NP	NaN	38	0.008458	0.01206	ln(x)	ShapiroWilk
Zinc (mg/L)	GWC-11	Yes	0.041,0.0019,0.0022	NP	NaN	38	0.005484	0.006051	ln(x)	ShapiroWilk
Zinc (mg/L)	GWC-18 (bg)	Yes	0.5	NP	NaN	17	0.03509	0.1199	ln(x)	ShapiroWilk
Zinc (mg/L)	GWC-19	Yes	0.017	NP	NaN	17	0.005429	0.003655	ln(x)	ShapiroWilk
Zinc (mg/L)	GWC-20	Yes	0.0035,0.0084,0.0069,0.0073	NP	NaN	17	0.005335	0.001162	ln(x)	ShapiroWilk
Zinc (mg/L)	GWA-5 (bg)	Yes	0.022	NP	NaN	38	0.0053	0.003873	ln(x)	ShapiroWilk

Tukey's Outlier Test - All Results

Plant McIntosh Client: Southern Company Data: McIntosh LF4 CCR Printed 8/2/2022, 4:06 PM

Constituent	Well	Outlier	Value(s)	Method	Alpha	N	Mean	Std. Dev.	Distribution	Normality Test
Antimony (mg/L)	GWA-13 (bg)	n/a	n/a	NP	NaN	23	0.001936	0.0003086	unknown	ShapiroWilk
Antimony (mg/L)	GWA-14 (bg)	n/a	n/a	NP	NaN	23	0.00193	0.0003357	unknown	ShapiroWilk
Antimony (mg/L)	GWA-16 (bg)	n/a	n/a	NP	NaN	23	0.002	0	unknown	ShapiroWilk
Antimony (mg/L)	GWA-2 (bg)	n/a	n/a	NP	NaN	44	0.001964	0.0002412	unknown	ShapiroWilk
Antimony (mg/L)	GWA-3 (bg)	n/a	n/a	NP	NaN	44	0.001978	0.0001826	unknown	ShapiroWilk
Antimony (mg/L)	GWC-1	n/a	n/a	NP	NaN	44	0.002	0	unknown	ShapiroWilk
Antimony (mg/L)	GWC-10	n/a	n/a	NP	NaN	44	0.002	0	unknown	ShapiroWilk
Antimony (mg/L)	GWC-11	n/a	n/a	NP	NaN	44	0.002	0	unknown	ShapiroWilk
Antimony (mg/L)	GWC-12	n/a	n/a	NP	NaN	44	0.002	0	unknown	ShapiroWilk
Antimony (mg/L)	GWA-15 (bg)	n/a	n/a	NP	NaN	23	0.002	0	unknown	ShapiroWilk
Antimony (mg/L)	GWC-17 (bg)	n/a	n/a	NP	NaN	23	0.002	0	unknown	ShapiroWilk
Antimony (mg/L)	GWC-18 (bg)	n/a	n/a	NP	NaN	23	0.001923	0.0003712	unknown	ShapiroWilk
Antimony (mg/L)	GWC-19	n/a	n/a	NP	NaN	23	0.002	0	unknown	ShapiroWilk
Antimony (mg/L)	GWC-20	n/a	n/a	NP	NaN	23	0.002	0	unknown	ShapiroWilk
Antimony (mg/L)	GWC-21	n/a	n/a	NP	NaN	23	0.002	0	unknown	ShapiroWilk
Antimony (mg/L)	GWC-23	n/a	n/a	NP	NaN	18	0.002	0	unknown	ShapiroWilk
Antimony (mg/L)	GWA-4A (bg)	n/a	n/a	NP	NaN	44	0.002	0	unknown	ShapiroWilk
Antimony (mg/L)	GWA-5 (bg)	n/a	n/a	NP	NaN	46	0.002	0	unknown	ShapiroWilk
Antimony (mg/L)	GWC-9	n/a	n/a	NP	NaN	44	0.002	0	unknown	ShapiroWilk
Arsenic (mg/L)	GWA-13 (bg)	n/a	n/a	NP	NaN	23	0.0009896	0.00005004	unknown	ShapiroWilk
Arsenic (mg/L)	GWA-14 (bg)	n/a	n/a	NP	NaN	23	0.0009752	0.0001189	unknown	ShapiroWilk
Arsenic (mg/L)	GWA-16 (bg)	n/a	n/a	NP	NaN	23	0.0009722	0.0001334	unknown	ShapiroWilk
Arsenic (mg/L)	GWA-2 (bg)	n/a	n/a	NP	NaN	44	0.001	0	unknown	ShapiroWilk
Arsenic (mg/L)	GWA-3 (bg)	n/a	n/a	NP	NaN	44	0.001166	0.001196	unknown	ShapiroWilk
Arsenic (mg/L)	GWC-1	n/a	n/a	NP	NaN	44	0.0009864	0.00009045	unknown	ShapiroWilk
Arsenic (mg/L)	GWC-10	n/a	n/a	NP	NaN	44	0.001167	0.0002933	unknown	ShapiroWilk
Arsenic (mg/L)	GWC-11	No	n/a	NP	NaN	44	0.00346	0.001878	ln(x)	ShapiroWilk
Arsenic (mg/L)	GWC-12	n/a	n/a	NP	NaN	44	0.0009675	0.0001356	unknown	ShapiroWilk
Arsenic (mg/L)	GWA-15 (bg)	n/a	n/a	NP	NaN	23	0.0009409	0.0001685	unknown	ShapiroWilk
Arsenic (mg/L)	GWC-17 (bg)	n/a	n/a	NP	NaN	23	0.0009117	0.0002345	unknown	ShapiroWilk
Arsenic (mg/L)	GWC-18 (bg)	No	n/a	NP	NaN	23	0.00101	0.000339	x^(1/3)	ShapiroWilk
Arsenic (mg/L)	GWC-19	n/a	n/a	NP	NaN	23	0.0009348	0.0001838	unknown	ShapiroWilk
Arsenic (mg/L)	GWC-20	n/a	n/a	NP	NaN	23	0.0009243	0.0002148	unknown	ShapiroWilk
Arsenic (mg/L)	GWC-21	n/a	n/a	NP	NaN	23	0.001038	0.0003644	unknown	ShapiroWilk
Arsenic (mg/L)	GWC-23	No	n/a	NP	NaN	18	0.000965	0.0003461	ln(x)	ShapiroWilk
Arsenic (mg/L)	GWA-4A (bg)	n/a	n/a	NP	NaN	44	0.00108	0.0004412	unknown	ShapiroWilk
Arsenic (mg/L)	GWA-5 (bg)	n/a	n/a	NP	NaN	46	0.001002	0.000306	unknown	ShapiroWilk
Arsenic (mg/L)	GWC-9	n/a	n/a	NP	NaN	44	0.0009709	0.0001133	unknown	ShapiroWilk
Barium (mg/L)	GWA-13 (bg)	Yes	0.03	NP	NaN	23	0.0161	0.003413	ln(x)	ShapiroWilk
Barium (mg/L)	GWA-14 (bg)	No	n/a	NP	NaN	23	0.01349	0.002647	ln(x)	ShapiroWilk
Barium (mg/L)	GWA-16 (bg)	No	n/a	NP	NaN	23	0.02491	0.003859	ln(x)	ShapiroWilk
Barium (mg/L)	GWA-2 (bg)	No	n/a	NP	NaN	44	0.02576	0.008219	x^2	ShapiroWilk
Barium (mg/L)	GWA-3 (bg)	Yes	0.1,0.097,0.21	NP	NaN	44	0.0242	0.03388	ln(x)	ShapiroWilk
Barium (mg/L)	GWC-1	No	n/a	NP	NaN	44	0.03337	0.01159	normal	ShapiroWilk
Barium (mg/L)	GWC-10	No	n/a	NP	NaN	44	0.02345	0.007778	ln(x)	ShapiroWilk
Barium (mg/L)	GWC-11	Yes	0.093	NP	NaN	44	0.01523	0.01249	ln(x)	ShapiroWilk
Barium (mg/L)	GWC-12	No	n/a	NP	NaN	44	0.01176	0.001781	ln(x)	ShapiroWilk
Barium (mg/L)	GWA-15 (bg)	No	n/a	NP	NaN	23	0.02488	0.002035	ln(x)	ShapiroWilk
Barium (mg/L)	GWC-17 (bg)	No	n/a	NP	NaN	23	0.01812	0.0016	ln(x)	ShapiroWilk
Barium (mg/L)	GWC-18 (bg)	No	n/a	NP	NaN	23	0.02512	0.0135	ln(x)	ShapiroWilk
Barium (mg/L)	GWC-19	No	n/a	NP	NaN	23	0.02084	0.01364	ln(x)	ShapiroWilk
Barium (mg/L)	GWC-20	No	n/a	NP	NaN	23	0.02524	0.009053	ln(x)	ShapiroWilk
Barium (mg/L)	GWC-21	No	n/a	NP	NaN	23	0.01859	0.004019	ln(x)	ShapiroWilk
Barium (mg/L)	GWC-23	No	n/a	NP	NaN	18	0.04189	0.0179	ln(x)	ShapiroWilk
Barium (mg/L)	GWA-4A (bg)	No	n/a	NP	NaN	44	0.02332	0.007101	sqrt(x)	ShapiroWilk

Tukey's Outlier Test - All Results

Plant McIntosh Client: Southern Company Data: McIntosh LF4 CCR Printed 8/2/2022, 4:06 PM

Constituent	Well	Outlier	Value(s)	Method	Alpha	N	Mean	Std. Dev.	Distribution	Normality Test
Barium (mg/L)	GWA-5 (bg)	No	n/a	NP	NaN	46	0.04096	0.05907	ln(x)	ShapiroWilk
Barium (mg/L)	GWC-9	No	n/a	NP	NaN	44	0.02483	0.005288	ln(x)	ShapiroWilk
Beryllium (mg/L)	GWA-13 (bg)	n/a	n/a	NP	NaN	22	0.002208	0.0007622	unknown	ShapiroWilk
Beryllium (mg/L)	GWA-14 (bg)	n/a	n/a	NP	NaN	23	0.002295	0.0006786	unknown	ShapiroWilk
Beryllium (mg/L)	GWA-16 (bg)	n/a	n/a	NP	NaN	23	0.002303	0.0006536	unknown	ShapiroWilk
Beryllium (mg/L)	GWA-2 (bg)	n/a	n/a	NP	NaN	44	0.002176	0.0008243	unknown	ShapiroWilk
Beryllium (mg/L)	GWA-3 (bg)	n/a	n/a	NP	NaN	44	0.002428	0.0003844	unknown	ShapiroWilk
Beryllium (mg/L)	GWC-1	n/a	n/a	NP	NaN	44	0.002022	0.0009532	unknown	ShapiroWilk
Beryllium (mg/L)	GWC-10	n/a	n/a	NP	NaN	44	0.002342	0.0005918	unknown	ShapiroWilk
Beryllium (mg/L)	GWC-11	n/a	n/a	NP	NaN	44	0.002402	0.0004528	unknown	ShapiroWilk
Beryllium (mg/L)	GWC-12	n/a	n/a	NP	NaN	44	0.002082	0.0008984	unknown	ShapiroWilk
Beryllium (mg/L)	GWA-15 (bg)	n/a	n/a	NP	NaN	23	0.002393	0.0005134	unknown	ShapiroWilk
Beryllium (mg/L)	GWC-17 (bg)	Yes	0.003,0.001	NP	NaN	23	0.0007052	0.0005106	ln(x)	ShapiroWilk
Beryllium (mg/L)	GWC-18 (bg)	n/a	n/a	NP	NaN	23	0.002403	0.0004671	unknown	ShapiroWilk
Beryllium (mg/L)	GWC-19	No	n/a	NP	NaN	23	0.0015	0.001169	ln(x)	ShapiroWilk
Beryllium (mg/L)	GWC-20	No	n/a	NP	NaN	23	0.001551	0.001108	ln(x)	ShapiroWilk
Beryllium (mg/L)	GWC-21	n/a	n/a	NP	NaN	23	0.002334	0.0005505	unknown	ShapiroWilk
Beryllium (mg/L)	GWC-23	n/a	n/a	NP	NaN	18	0.002247	0.0007374	unknown	ShapiroWilk
Beryllium (mg/L)	GWA-4A (bg)	n/a	n/a	NP	NaN	44	0.002293	0.0006651	unknown	ShapiroWilk
Beryllium (mg/L)	GWA-5 (bg)	n/a	n/a	NP	NaN	46	0.002365	0.0005317	unknown	ShapiroWilk
Beryllium (mg/L)	GWC-9	n/a	n/a	NP	NaN	44	0.002287	0.0006818	unknown	ShapiroWilk
Cadmium (mg/L)	GWA-13 (bg)	n/a	n/a	NP	NaN	23	0.002341	0.0005348	unknown	ShapiroWilk
Cadmium (mg/L)	GWA-14 (bg)	n/a	n/a	NP	NaN	23	0.002301	0.000661	unknown	ShapiroWilk
Cadmium (mg/L)	GWA-16 (bg)	n/a	n/a	NP	NaN	23	0.002398	0.00049	unknown	ShapiroWilk
Cadmium (mg/L)	GWA-2 (bg)	n/a	n/a	NP	NaN	44	0.0025	0	unknown	ShapiroWilk
Cadmium (mg/L)	GWA-3 (bg)	n/a	n/a	NP	NaN	44	0.0025	0	unknown	ShapiroWilk
Cadmium (mg/L)	GWC-1	n/a	n/a	NP	NaN	44	0.0025	0	unknown	ShapiroWilk
Cadmium (mg/L)	GWC-10	n/a	n/a	NP	NaN	44	0.0025	0	unknown	ShapiroWilk
Cadmium (mg/L)	GWC-11	n/a	n/a	NP	NaN	44	0.0025	0	unknown	ShapiroWilk
Cadmium (mg/L)	GWC-12	n/a	n/a	NP	NaN	44	0.0025	0	unknown	ShapiroWilk
Cadmium (mg/L)	GWA-15 (bg)	n/a	n/a	NP	NaN	23	0.0025	0	unknown	ShapiroWilk
Cadmium (mg/L)	GWC-17 (bg)	No	n/a	NP	NaN	23	0.0005767	0.00009507	normal	ShapiroWilk
Cadmium (mg/L)	GWC-18 (bg)	n/a	n/a	NP	NaN	23	0.002395	0.0005036	unknown	ShapiroWilk
Cadmium (mg/L)	GWC-19	n/a	n/a	NP	NaN	23	0.002103	0.0008859	unknown	ShapiroWilk
Cadmium (mg/L)	GWC-20	No	n/a	NP	NaN	23	0.001696	0.001033	ln(x)	ShapiroWilk
Cadmium (mg/L)	GWC-21	n/a	n/a	NP	NaN	23	0.002116	0.0008598	unknown	ShapiroWilk
Cadmium (mg/L)	GWC-23	n/a	n/a	NP	NaN	18	0.002241	0.0007551	unknown	ShapiroWilk
Cadmium (mg/L)	GWA-4A (bg)	n/a	n/a	NP	NaN	44	0.002339	0.0006009	unknown	ShapiroWilk
Cadmium (mg/L)	GWA-5 (bg)	n/a	n/a	NP	NaN	46	0.0025	0	unknown	ShapiroWilk
Cadmium (mg/L)	GWC-9	n/a	n/a	NP	NaN	44	0.0025	0	unknown	ShapiroWilk
Chromium (mg/L)	GWA-13 (bg)	n/a	n/a	NP	NaN	22	0.002618	0.001814	unknown	ShapiroWilk
Chromium (mg/L)	GWA-14 (bg)	n/a	n/a	NP	NaN	22	0.002162	0.0007564	unknown	ShapiroWilk
Chromium (mg/L)	GWA-16 (bg)	Yes	0.024	NP	NaN	22	0.003096	0.004778	ln(x)	ShapiroWilk
Chromium (mg/L)	GWA-2 (bg)	No	n/a	NP	NaN	44	0.002143	0.0009062	ln(x)	ShapiroWilk
Chromium (mg/L)	GWA-3 (bg)	Yes	0.077	NP	NaN	44	0.003697	0.01134	ln(x)	ShapiroWilk
Chromium (mg/L)	GWC-1	Yes	0.072,0.005,0.0011,0.0011,0.0049	NP	NaN	45	0.003742	0.01044	ln(x)	ShapiroWilk
Chromium (mg/L)	GWC-10	No	n/a	NP	NaN	44	0.003883	0.002351	sqrt(x)	ShapiroWilk
Chromium (mg/L)	GWC-11	No	n/a	NP	NaN	44	0.005738	0.002105	ln(x)	ShapiroWilk
Chromium (mg/L)	GWC-12	No	n/a	NP	NaN	44	0.003964	0.003174	ln(x)	ShapiroWilk
Chromium (mg/L)	GWA-15 (bg)	Yes	0.0051	NP	NaN	22	0.002018	0.00089	ln(x)	ShapiroWilk
Chromium (mg/L)	GWC-17 (bg)	No	n/a	NP	NaN	22	0.004618	0.003211	ln(x)	ShapiroWilk
Chromium (mg/L)	GWC-18 (bg)	No	n/a	NP	NaN	22	0.00263	0.001245	ln(x)	ShapiroWilk
Chromium (mg/L)	GWC-19	No	n/a	NP	NaN	22	0.002059	0.001044	ln(x)	ShapiroWilk
Chromium (mg/L)	GWC-20	n/a	n/a	NP	NaN	22	0.002136	0.0007569	unknown	ShapiroWilk
Chromium (mg/L)	GWC-21	n/a	n/a	NP	NaN	22	0.01787	0.07418	unknown	ShapiroWilk

Tukey's Outlier Test - All Results

Plant McIntosh Client: Southern Company Data: McIntosh LF4 CCR Printed 8/2/2022, 4:06 PM

Constituent	Well	Outlier	Value(s)	Method	Alpha	N	Mean	Std. Dev.	Distribution	Normality Test
Chromium (mg/L)	GWC-23	Yes	0.00023,0.0017,0.004	NP	NaN	18	0.002385	0.0006866	normal	ShapiroWilk
Chromium (mg/L)	GWA-4A (bg)	n/a	n/a	NP	NaN	44	0.002545	0.001667	unknown	ShapiroWilk
Chromium (mg/L)	GWA-5 (bg)	n/a	n/a	NP	NaN	46	0.006937	0.03212	unknown	ShapiroWilk
Chromium (mg/L)	GWC-9	n/a	n/a	NP	NaN	44	0.0022	0.0008923	unknown	ShapiroWilk
Cobalt (mg/L)	GWA-13 (bg)	No	n/a	NP	NaN	23	0.001038	0.0007463	ln(x)	ShapiroWilk
Cobalt (mg/L)	GWA-14 (bg)	No	n/a	NP	NaN	23	0.001341	0.0009709	ln(x)	ShapiroWilk
Cobalt (mg/L)	GWA-16 (bg)	No	n/a	NP	NaN	23	0.0008757	0.0006904	ln(x)	ShapiroWilk
Cobalt (mg/L)	GWA-2 (bg)	No	n/a	NP	NaN	44	0.005416	0.004433	ln(x)	ShapiroWilk
Cobalt (mg/L)	GWA-3 (bg)	n/a	n/a	NP	NaN	44	0.00216	0.0011	unknown	ShapiroWilk
Cobalt (mg/L)	GWC-1	No	n/a	NP	NaN	44	0.002048	0.0004469	ln(x)	ShapiroWilk
Cobalt (mg/L)	GWC-10	n/a	n/a	NP	NaN	44	0.002346	0.0005811	unknown	ShapiroWilk
Cobalt (mg/L)	GWC-11	n/a	n/a	NP	NaN	44	0.00277	0.001275	unknown	ShapiroWilk
Cobalt (mg/L)	GWC-12	No	n/a	NP	NaN	44	0.001937	0.001915	ln(x)	ShapiroWilk
Cobalt (mg/L)	GWA-15 (bg)	No	n/a	NP	NaN	23	0.0009961	0.0008089	ln(x)	ShapiroWilk
Cobalt (mg/L)	GWC-17 (bg)	No	n/a	NP	NaN	23	0.001075	0.0007981	ln(x)	ShapiroWilk
Cobalt (mg/L)	GWC-18 (bg)	n/a	n/a	NP	NaN	23	0.002294	0.0006841	unknown	ShapiroWilk
Cobalt (mg/L)	GWC-19	n/a	n/a	NP	NaN	23	0.002059	0.0008702	unknown	ShapiroWilk
Cobalt (mg/L)	GWC-20	No	n/a	NP	NaN	23	0.002761	0.002189	ln(x)	ShapiroWilk
Cobalt (mg/L)	GWC-21	Yes	0.015	NP	NaN	23	0.00208	0.002857	ln(x)	ShapiroWilk
Cobalt (mg/L)	GWC-23	No	n/a	NP	NaN	18	0.005633	0.002013	normal	ShapiroWilk
Cobalt (mg/L)	GWA-4A (bg)	Yes	0.013,0.0061,0.01,0.0077,0.0004,0.0046,0.001,0.00	NP	NaN	44	0.002973	0.002331	ln(x)	ShapiroWilk
Cobalt (mg/L)	GWA-5 (bg)	n/a	n/a	NP	NaN	46	0.005282	0.004671	unknown	ShapiroWilk
Cobalt (mg/L)	GWC-9	No	n/a	NP	NaN	44	0.001673	0.001117	ln(x)	ShapiroWilk
Copper (mg/L)	GWA-13 (bg)	n/a	n/a	NP	NaN	17	0.001921	0.000325	unknown	ShapiroWilk
Copper (mg/L)	GWA-14 (bg)	n/a	n/a	NP	NaN	17	0.001892	0.0003258	unknown	ShapiroWilk
Copper (mg/L)	GWA-16 (bg)	n/a	n/a	NP	NaN	17	0.001871	0.0003652	unknown	ShapiroWilk
Copper (mg/L)	GWA-2 (bg)	n/a	n/a	NP	NaN	38	0.002026	0.0001622	unknown	ShapiroWilk
Copper (mg/L)	GWA-3 (bg)	n/a	n/a	NP	NaN	38	0.002336	0.00198	unknown	ShapiroWilk
Copper (mg/L)	GWC-1	n/a	n/a	NP	NaN	37	0.001973	0.0001644	unknown	ShapiroWilk
Copper (mg/L)	GWC-10	n/a	n/a	NP	NaN	38	0.002	0	unknown	ShapiroWilk
Copper (mg/L)	GWC-11	n/a	n/a	NP	NaN	38	0.001982	0.0001901	unknown	ShapiroWilk
Copper (mg/L)	GWC-12	n/a	n/a	NP	NaN	38	0.001938	0.0002677	unknown	ShapiroWilk
Copper (mg/L)	GWA-15 (bg)	n/a	n/a	NP	NaN	17	0.001932	0.0002813	unknown	ShapiroWilk
Copper (mg/L)	GWC-17 (bg)	n/a	n/a	NP	NaN	17	0.001947	0.0002004	unknown	ShapiroWilk
Copper (mg/L)	GWC-18 (bg)	n/a	n/a	NP	NaN	17	0.00169	0.0005149	unknown	ShapiroWilk
Copper (mg/L)	GWC-19	n/a	n/a	NP	NaN	17	0.001829	0.0004951	unknown	ShapiroWilk
Copper (mg/L)	GWC-20	n/a	n/a	NP	NaN	17	0.001854	0.0004402	unknown	ShapiroWilk
Copper (mg/L)	GWC-21	n/a	n/a	NP	NaN	17	0.002018	0.001251	unknown	ShapiroWilk
Copper (mg/L)	GWC-23	No	n/a	NP	NaN	12	0.001777	0.0004121	ln(x)	ShapiroWilk
Copper (mg/L)	GWA-4A (bg)	n/a	n/a	NP	NaN	38	0.002407	0.0006306	unknown	ShapiroWilk
Copper (mg/L)	GWA-5 (bg)	n/a	n/a	NP	NaN	38	0.001972	0.0001893	unknown	ShapiroWilk
Copper (mg/L)	GWC-9	n/a	n/a	NP	NaN	38	0.001974	0.0001764	unknown	ShapiroWilk
Fluoride (mg/L)	GWA-13 (bg)	n/a	n/a	NP	NaN	18	0.08878	0.02627	unknown	ShapiroWilk
Fluoride (mg/L)	GWA-14 (bg)	No	n/a	NP	NaN	18	0.08589	0.02766	x^(1/3)	ShapiroWilk
Fluoride (mg/L)	GWA-16 (bg)	n/a	n/a	NP	NaN	18	0.0905	0.0236	unknown	ShapiroWilk
Fluoride (mg/L)	GWA-2 (bg)	No	n/a	NP	NaN	18	0.079	0.03217	ln(x)	ShapiroWilk
Fluoride (mg/L)	GWA-3 (bg)	n/a	n/a	NP	NaN	18	0.08878	0.02607	unknown	ShapiroWilk
Fluoride (mg/L)	GWC-1	n/a	n/a	NP	NaN	18	0.08917	0.025	unknown	ShapiroWilk
Fluoride (mg/L)	GWC-10	No	n/a	NP	NaN	18	0.1688	0.05407	sqrt(x)	ShapiroWilk
Fluoride (mg/L)	GWC-11	No	n/a	NP	NaN	19	0.3396	0.0765	normal	ShapiroWilk
Fluoride (mg/L)	GWC-12	n/a	n/a	NP	NaN	18	0.09233	0.02238	unknown	ShapiroWilk
Fluoride (mg/L)	GWA-15 (bg)	Yes	0.019	NP	NaN	18	0.08533	0.02874	x^(1/3)	ShapiroWilk
Fluoride (mg/L)	GWC-17 (bg)	No	n/a	NP	NaN	18	0.1347	0.03059	ln(x)	ShapiroWilk
Fluoride (mg/L)	GWC-18 (bg)	No	n/a	NP	NaN	19	0.5993	0.08015	sqrt(x)	ShapiroWilk
Fluoride (mg/L)	GWC-19	No	n/a	NP	NaN	18	0.1019	0.028	ln(x)	ShapiroWilk

Tukey's Outlier Test - All Results

Plant McIntosh Client: Southern Company Data: McIntosh LF4 CCR Printed 8/2/2022, 4:06 PM

Constituent	Well	Outlier	Value(s)	Method	Alpha	N	Mean	Std. Dev.	Distribution	Normality Test
Fluoride (mg/L)	GWC-20	No	n/a	NP	NaN	18	0.1251	0.07837	ln(x)	ShapiroWilk
Fluoride (mg/L)	GWC-21	n/a	n/a	NP	NaN	18	0.08856	0.02651	unknown	ShapiroWilk
Fluoride (mg/L)	GWC-23	No	n/a	NP	NaN	18	0.08194	0.029	x^6	ShapiroWilk
Fluoride (mg/L)	GWA-4A (bg)	n/a	n/a	NP	NaN	18	0.08972	0.02385	unknown	ShapiroWilk
Fluoride (mg/L)	GWA-5 (bg)	No	n/a	NP	NaN	18	0.3455	0.2249	ln(x)	ShapiroWilk
Fluoride (mg/L)	GWC-9	No	n/a	NP	NaN	18	0.08356	0.0285	sqrt(x)	ShapiroWilk
Lead (mg/L)	GWA-13 (bg)	n/a	n/a	NP	NaN	23	0.0009817	0.00008758	unknown	ShapiroWilk
Lead (mg/L)	GWA-14 (bg)	n/a	n/a	NP	NaN	23	0.0009278	0.0002394	unknown	ShapiroWilk
Lead (mg/L)	GWA-16 (bg)	n/a	n/a	NP	NaN	23	0.0009291	0.0002354	unknown	ShapiroWilk
Lead (mg/L)	GWA-2 (bg)	n/a	n/a	NP	NaN	44	0.0009957	0.00002864	unknown	ShapiroWilk
Lead (mg/L)	GWA-3 (bg)	n/a	n/a	NP	NaN	44	0.001295	0.00196	unknown	ShapiroWilk
Lead (mg/L)	GWC-1	n/a	n/a	NP	NaN	44	0.001	0	unknown	ShapiroWilk
Lead (mg/L)	GWC-10	n/a	n/a	NP	NaN	44	0.001	0	unknown	ShapiroWilk
Lead (mg/L)	GWC-11	n/a	n/a	NP	NaN	44	0.0009348	0.0002096	unknown	ShapiroWilk
Lead (mg/L)	GWC-12	n/a	n/a	NP	NaN	44	0.001	0	unknown	ShapiroWilk
Lead (mg/L)	GWA-15 (bg)	n/a	n/a	NP	NaN	23	0.001	0	unknown	ShapiroWilk
Lead (mg/L)	GWC-17 (bg)	n/a	n/a	NP	NaN	23	0.001	0	unknown	ShapiroWilk
Lead (mg/L)	GWC-18 (bg)	n/a	n/a	NP	NaN	23	0.0008483	0.0003097	unknown	ShapiroWilk
Lead (mg/L)	GWC-19	n/a	n/a	NP	NaN	23	0.001	0	unknown	ShapiroWilk
Lead (mg/L)	GWC-20	n/a	n/a	NP	NaN	23	0.000967	0.0001585	unknown	ShapiroWilk
Lead (mg/L)	GWC-21	n/a	n/a	NP	NaN	23	0.0009565	0.0001685	unknown	ShapiroWilk
Lead (mg/L)	GWC-23	n/a	n/a	NP	NaN	18	0.0009061	0.0002734	unknown	ShapiroWilk
Lead (mg/L)	GWA-4A (bg)	n/a	n/a	NP	NaN	44	0.0009716	0.0001349	unknown	ShapiroWilk
Lead (mg/L)	GWA-5 (bg)	n/a	n/a	NP	NaN	46	0.0009639	0.00015	unknown	ShapiroWilk
Lead (mg/L)	GWC-9	n/a	n/a	NP	NaN	44	0.001105	0.0006935	unknown	ShapiroWilk
Nickel (mg/L)	GWA-13 (bg)	n/a	n/a	NP	NaN	17	0.0008882	0.0002492	unknown	ShapiroWilk
Nickel (mg/L)	GWA-14 (bg)	No	n/a	NP	NaN	17	0.001689	0.001001	ln(x)	ShapiroWilk
Nickel (mg/L)	GWA-16 (bg)	No	n/a	NP	NaN	17	0.0008329	0.0002684	ln(x)	ShapiroWilk
Nickel (mg/L)	GWA-2 (bg)	n/a	n/a	NP	NaN	38	0.002212	0.0007617	unknown	ShapiroWilk
Nickel (mg/L)	GWA-3 (bg)	n/a	n/a	NP	NaN	38	0.002333	0.006042	unknown	ShapiroWilk
Nickel (mg/L)	GWC-1	Yes	0.00088,0.00099	NP	NaN	37	0.002194	0.0005567	ln(x)	ShapiroWilk
Nickel (mg/L)	GWC-10	n/a	n/a	NP	NaN	38	0.001001	0.0001168	unknown	ShapiroWilk
Nickel (mg/L)	GWC-11	n/a	n/a	NP	NaN	38	0.002253	0.0008314	unknown	ShapiroWilk
Nickel (mg/L)	GWC-12	n/a	n/a	NP	NaN	38	0.002378	0.0008823	unknown	ShapiroWilk
Nickel (mg/L)	GWA-15 (bg)	No	n/a	NP	NaN	17	0.0008718	0.0002385	ln(x)	ShapiroWilk
Nickel (mg/L)	GWC-17 (bg)	No	n/a	NP	NaN	17	0.002218	0.0007047	ln(x)	ShapiroWilk
Nickel (mg/L)	GWC-18 (bg)	No	n/a	NP	NaN	17	0.001851	0.0006331	x^(1/3)	ShapiroWilk
Nickel (mg/L)	GWC-19	No	n/a	NP	NaN	17	0.001765	0.0004743	ln(x)	ShapiroWilk
Nickel (mg/L)	GWC-20	No	n/a	NP	NaN	17	0.002834	0.001889	x^(1/3)	ShapiroWilk
Nickel (mg/L)	GWC-21	No	n/a	NP	NaN	17	0.001905	0.0008392	ln(x)	ShapiroWilk
Nickel (mg/L)	GWC-23	No	n/a	NP	NaN	12	0.00185	0.0005916	normal	ShapiroWilk
Nickel (mg/L)	GWA-4A (bg)	n/a	n/a	NP	NaN	38	0.002522	0.001022	unknown	ShapiroWilk
Nickel (mg/L)	GWA-5 (bg)	n/a	n/a	NP	NaN	38	0.0009861	0.0003961	unknown	ShapiroWilk
Nickel (mg/L)	GWC-9	n/a	n/a	NP	NaN	38	0.001113	0.0005718	unknown	ShapiroWilk
Selenium (mg/L)	GWA-13 (bg)	n/a	n/a	NP	NaN	23	0.004793	0.0009904	unknown	ShapiroWilk
Selenium (mg/L)	GWA-14 (bg)	n/a	n/a	NP	NaN	23	0.005	0	unknown	ShapiroWilk
Selenium (mg/L)	GWA-16 (bg)	n/a	n/a	NP	NaN	23	0.004793	0.0009904	unknown	ShapiroWilk
Selenium (mg/L)	GWA-2 (bg)	n/a	n/a	NP	NaN	44	0.004696	0.001136	unknown	ShapiroWilk
Selenium (mg/L)	GWA-3 (bg)	n/a	n/a	NP	NaN	44	0.004605	0.001149	unknown	ShapiroWilk
Selenium (mg/L)	GWC-1	n/a	n/a	NP	NaN	44	0.004787	0.0009893	unknown	ShapiroWilk
Selenium (mg/L)	GWC-10	n/a	n/a	NP	NaN	44	0.004784	0.001001	unknown	ShapiroWilk
Selenium (mg/L)	GWC-11	n/a	n/a	NP	NaN	44	0.004371	0.001601	unknown	ShapiroWilk
Selenium (mg/L)	GWC-12	n/a	n/a	NP	NaN	44	0.005	0	unknown	ShapiroWilk
Selenium (mg/L)	GWA-15 (bg)	n/a	n/a	NP	NaN	23	0.004813	0.0008945	unknown	ShapiroWilk
Selenium (mg/L)	GWC-17 (bg)	n/a	n/a	NP	NaN	23	0.005	0	unknown	ShapiroWilk

Tukey's Outlier Test - All Results

Plant McIntosh Client: Southern Company Data: McIntosh LF4 CCR Printed 8/2/2022, 4:06 PM

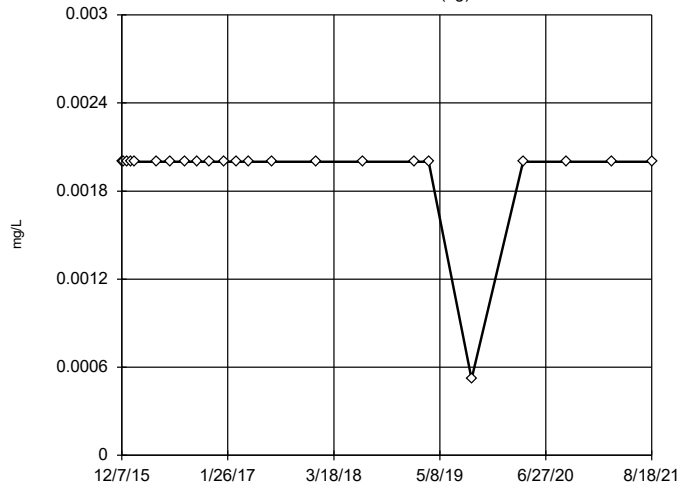
Constituent	Well	Outlier	Value(s)	Method	Alpha	N	Mean	Std. Dev.	Distribution	Normality Test
Selenium (mg/L)	GWC-18 (bg)	n/a	n/a	NP	NaN	23	0.004802	0.0009508	unknown	ShapiroWilk
Selenium (mg/L)	GWC-19	n/a	n/a	NP	NaN	23	0.004805	0.0009341	unknown	ShapiroWilk
Selenium (mg/L)	GWC-20	n/a	n/a	NP	NaN	23	0.004874	0.0006047	unknown	ShapiroWilk
Selenium (mg/L)	GWC-21	n/a	n/a	NP	NaN	23	0.004801	0.0009529	unknown	ShapiroWilk
Selenium (mg/L)	GWC-23	n/a	n/a	NP	NaN	18	0.005	0	unknown	ShapiroWilk
Selenium (mg/L)	GWA-4A (bg)	n/a	n/a	NP	NaN	44	0.004735	0.00102	unknown	ShapiroWilk
Selenium (mg/L)	GWA-5 (bg)	n/a	n/a	NP	NaN	46	0.005339	0.003033	unknown	ShapiroWilk
Selenium (mg/L)	GWC-9	n/a	n/a	NP	NaN	44	0.005018	0.0001206	unknown	ShapiroWilk
Silver (mg/L)	GWA-13 (bg)	n/a	n/a	NP	NaN	17	0.001	0	unknown	ShapiroWilk
Silver (mg/L)	GWA-14 (bg)	n/a	n/a	NP	NaN	17	0.001	0	unknown	ShapiroWilk
Silver (mg/L)	GWA-16 (bg)	n/a	n/a	NP	NaN	17	0.001	0	unknown	ShapiroWilk
Silver (mg/L)	GWA-2 (bg)	n/a	n/a	NP	NaN	38	0.001	0	unknown	ShapiroWilk
Silver (mg/L)	GWA-3 (bg)	n/a	n/a	NP	NaN	38	0.001	0	unknown	ShapiroWilk
Silver (mg/L)	GWC-1	n/a	n/a	NP	NaN	37	0.001	0	unknown	ShapiroWilk
Silver (mg/L)	GWC-10	n/a	n/a	NP	NaN	38	0.001	0	unknown	ShapiroWilk
Silver (mg/L)	GWC-11	n/a	n/a	NP	NaN	38	0.0009897	0.00006327	unknown	ShapiroWilk
Silver (mg/L)	GWC-12	n/a	n/a	NP	NaN	38	0.001	0	unknown	ShapiroWilk
Silver (mg/L)	GWA-15 (bg)	n/a	n/a	NP	NaN	17	0.001	0	unknown	ShapiroWilk
Silver (mg/L)	GWC-17 (bg)	n/a	n/a	NP	NaN	17	0.001	0	unknown	ShapiroWilk
Silver (mg/L)	GWC-18 (bg)	n/a	n/a	NP	NaN	17	0.001	0	unknown	ShapiroWilk
Silver (mg/L)	GWC-19	n/a	n/a	NP	NaN	17	0.001	0	unknown	ShapiroWilk
Silver (mg/L)	GWC-20	n/a	n/a	NP	NaN	17	0.001	0	unknown	ShapiroWilk
Silver (mg/L)	GWC-21	n/a	n/a	NP	NaN	17	0.001	0	unknown	ShapiroWilk
Silver (mg/L)	GWC-23	n/a	n/a	NP	NaN	12	0.001	0	unknown	ShapiroWilk
Silver (mg/L)	GWA-4A (bg)	n/a	n/a	NP	NaN	38	0.001	0	unknown	ShapiroWilk
Silver (mg/L)	GWA-5 (bg)	n/a	n/a	NP	NaN	38	0.001	0	unknown	ShapiroWilk
Silver (mg/L)	GWC-9	n/a	n/a	NP	NaN	38	0.001	0	unknown	ShapiroWilk
Sulfate (mg/L)	GWA-13 (bg)	No	n/a	NP	NaN	18	0.9253	0.2455	x^2	ShapiroWilk
Sulfate (mg/L)	GWA-14 (bg)	No	n/a	NP	NaN	18	1.612	1.424	ln(x)	ShapiroWilk
Sulfate (mg/L)	GWA-16 (bg)	No	n/a	NP	NaN	18	0.8944	0.1806	x^3	ShapiroWilk
Sulfate (mg/L)	GWA-2 (bg)	Yes	1.27,1.7,0.83,0.64,0.76	NP	NaN	18	1.006	0.2145	ln(x)	ShapiroWilk
Sulfate (mg/L)	GWA-3 (bg)	No	n/a	NP	NaN	18	0.9711	0.1629	x^4	ShapiroWilk
Sulfate (mg/L)	GWC-1	No	n/a	NP	NaN	18	1.493	0.4043	normal	ShapiroWilk
Sulfate (mg/L)	GWC-10	No	n/a	NP	NaN	18	3.391	1.008	ln(x)	ShapiroWilk
Sulfate (mg/L)	GWC-11	No	n/a	NP	NaN	18	4.554	0.7201	ln(x)	ShapiroWilk
Sulfate (mg/L)	GWC-12	No	n/a	NP	NaN	18	0.8978	0.1666	x^2	ShapiroWilk
Sulfate (mg/L)	GWA-15 (bg)	No	n/a	NP	NaN	18	0.8485	0.2427	x^3	ShapiroWilk
Sulfate (mg/L)	GWC-17 (bg)	No	n/a	NP	NaN	18	1.231	0.502	ln(x)	ShapiroWilk
Sulfate (mg/L)	GWC-18 (bg)	No	n/a	NP	NaN	19	4.718	1.262	ln(x)	ShapiroWilk
Sulfate (mg/L)	GWC-19	No	n/a	NP	NaN	18	1.956	0.4137	ln(x)	ShapiroWilk
Sulfate (mg/L)	GWC-20	No	n/a	NP	NaN	18	1.813	1.178	ln(x)	ShapiroWilk
Sulfate (mg/L)	GWC-21	No	n/a	NP	NaN	18	1.033	0.3311	ln(x)	ShapiroWilk
Sulfate (mg/L)	GWC-23	No	n/a	NP	NaN	18	2.794	1.675	ln(x)	ShapiroWilk
Sulfate (mg/L)	GWA-4A (bg)	No	n/a	NP	NaN	18	6.884	2.809	ln(x)	ShapiroWilk
Sulfate (mg/L)	GWA-5 (bg)	No	n/a	NP	NaN	18	0.8921	0.1992	x^2	ShapiroWilk
Sulfate (mg/L)	GWC-9	No	n/a	NP	NaN	18	1.608	1.123	ln(x)	ShapiroWilk
Thallium (mg/L)	GWA-13 (bg)	n/a	n/a	NP	NaN	23	0.0008648	0.0003136	unknown	ShapiroWilk
Thallium (mg/L)	GWA-14 (bg)	n/a	n/a	NP	NaN	23	0.0008726	0.0002963	unknown	ShapiroWilk
Thallium (mg/L)	GWA-16 (bg)	n/a	n/a	NP	NaN	23	0.0009326	0.0002234	unknown	ShapiroWilk
Thallium (mg/L)	GWA-2 (bg)	n/a	n/a	NP	NaN	42	0.0009543	0.0001746	unknown	ShapiroWilk
Thallium (mg/L)	GWA-3 (bg)	n/a	n/a	NP	NaN	42	0.00096	0.0001811	unknown	ShapiroWilk
Thallium (mg/L)	GWC-1	n/a	n/a	NP	NaN	43	0.001	0	unknown	ShapiroWilk
Thallium (mg/L)	GWC-10	n/a	n/a	NP	NaN	42	0.0009495	0.0001852	unknown	ShapiroWilk
Thallium (mg/L)	GWC-11	n/a	n/a	NP	NaN	42	0.0009479	0.0001955	unknown	ShapiroWilk
Thallium (mg/L)	GWC-12	n/a	n/a	NP	NaN	42	0.0009617	0.0001736	unknown	ShapiroWilk

Tukey's Outlier Test - All Results

Plant McIntosh Client: Southern Company Data: McIntosh LF4 CCR Printed 8/2/2022, 4:06 PM

Constituent	Well	Outlier	Value(s)	Method	Alpha	N	Mean	Std. Dev.	Distribution	Normality Test
Thallium (mg/L)	GWA-15 (bg)	n/a	n/a	NP	NaN	23	0.001	0	unknown	ShapiroWilk
Thallium (mg/L)	GWC-17 (bg)	No	n/a	NP	NaN	23	0.0007614	0.0004107	ln(x)	ShapiroWilk
Thallium (mg/L)	GWC-18 (bg)	No	n/a	NP	NaN	23	0.0003495	0.0003956	ln(x)	ShapiroWilk
Thallium (mg/L)	GWC-19	n/a	n/a	NP	NaN	23	0.0008926	0.000285	unknown	ShapiroWilk
Thallium (mg/L)	GWC-20	No	n/a	NP	NaN	23	0.0007349	0.0004129	ln(x)	ShapiroWilk
Thallium (mg/L)	GWC-21	n/a	n/a	NP	NaN	23	0.0008955	0.000282	unknown	ShapiroWilk
Thallium (mg/L)	GWC-23	No	n/a	NP	NaN	18	0.0007172	0.0004147	ln(x)	ShapiroWilk
Thallium (mg/L)	GWA-4A (bg)	n/a	n/a	NP	NaN	42	0.0009611	0.0001791	unknown	ShapiroWilk
Thallium (mg/L)	GWA-5 (bg)	n/a	n/a	NP	NaN	44	0.0009936	0.00004221	unknown	ShapiroWilk
Thallium (mg/L)	GWC-9	n/a	n/a	NP	NaN	42	0.0009817	0.0001188	unknown	ShapiroWilk
Vanadium (mg/L)	GWA-13 (bg)	n/a	n/a	NP	NaN	17	0.001168	0.0004934	unknown	ShapiroWilk
Vanadium (mg/L)	GWA-14 (bg)	n/a	n/a	NP	NaN	17	0.001019	0.0003003	unknown	ShapiroWilk
Vanadium (mg/L)	GWA-16 (bg)	n/a	n/a	NP	NaN	17	0.001085	0.0003928	unknown	ShapiroWilk
Vanadium (mg/L)	GWA-2 (bg)	n/a	n/a	NP	NaN	38	0.001138	0.0006883	unknown	ShapiroWilk
Vanadium (mg/L)	GWA-3 (bg)	n/a	n/a	NP	NaN	38	0.002765	0.008924	unknown	ShapiroWilk
Vanadium (mg/L)	GWC-1	n/a	n/a	NP	NaN	37	0.001127	0.0005195	unknown	ShapiroWilk
Vanadium (mg/L)	GWC-10	Yes	0.0019,0.0087,0.0027,0.0027,0.0065,0.0022	NP	NaN	38	0.001515	0.001541	ln(x)	ShapiroWilk
Vanadium (mg/L)	GWC-11	Yes	0.0093,0.01	NP	NaN	38	0.002576	0.001765	ln(x)	ShapiroWilk
Vanadium (mg/L)	GWC-12	n/a	n/a	NP	NaN	38	0.00135	0.001511	unknown	ShapiroWilk
Vanadium (mg/L)	GWA-15 (bg)	n/a	n/a	NP	NaN	17	0.001218	0.0007963	unknown	ShapiroWilk
Vanadium (mg/L)	GWC-17 (bg)	n/a	n/a	NP	NaN	17	0.00121	0.0007608	unknown	ShapiroWilk
Vanadium (mg/L)	GWC-18 (bg)	No	n/a	NP	NaN	17	0.003165	0.001462	ln(x)	ShapiroWilk
Vanadium (mg/L)	GWC-19	No	n/a	NP	NaN	17	0.001754	0.001445	ln(x)	ShapiroWilk
Vanadium (mg/L)	GWC-20	Yes	0.0074,0.0034	NP	NaN	17	0.001661	0.001669	ln(x)	ShapiroWilk
Vanadium (mg/L)	GWC-21	Yes	0.00048,0.0058,0.0029,0.0049	NP	NaN	17	0.001622	0.001496	ln(x)	ShapiroWilk
Vanadium (mg/L)	GWC-23	No	n/a	NP	NaN	12	0.001694	0.001396	ln(x)	ShapiroWilk
Vanadium (mg/L)	GWA-4A (bg)	n/a	n/a	NP	NaN	38	0.001118	0.0004924	unknown	ShapiroWilk
Vanadium (mg/L)	GWA-5 (bg)	n/a	n/a	NP	NaN	38	0.001102	0.0004468	unknown	ShapiroWilk
Vanadium (mg/L)	GWC-9	n/a	n/a	NP	NaN	38	0.001452	0.001593	unknown	ShapiroWilk
Zinc (mg/L)	GWA-13 (bg)	No	n/a	NP	NaN	17	0.004288	0.00113	x^2	ShapiroWilk
Zinc (mg/L)	GWA-14 (bg)	No	n/a	NP	NaN	17	0.006224	0.005156	ln(x)	ShapiroWilk
Zinc (mg/L)	GWA-16 (bg)	No	n/a	NP	NaN	17	0.004388	0.0009519	x^2	ShapiroWilk
Zinc (mg/L)	GWA-2 (bg)	No	n/a	NP	NaN	38	0.009292	0.007224	ln(x)	ShapiroWilk
Zinc (mg/L)	GWA-3 (bg)	Yes	0.045,0.012,0.012,0.042,0.057,0.0085,0.0028,0.002	NP	NaN	38	0.008458	0.01206	ln(x)	ShapiroWilk
Zinc (mg/L)	GWC-1	No	n/a	NP	NaN	37	0.008786	0.007361	ln(x)	ShapiroWilk
Zinc (mg/L)	GWC-10	n/a	n/a	NP	NaN	38	0.005095	0.002662	unknown	ShapiroWilk
Zinc (mg/L)	GWC-11	Yes	0.041,0.0019,0.0022	NP	NaN	38	0.005484	0.006051	ln(x)	ShapiroWilk
Zinc (mg/L)	GWC-12	No	n/a	NP	NaN	38	0.004458	0.001585	ln(x)	ShapiroWilk
Zinc (mg/L)	GWA-15 (bg)	No	n/a	NP	NaN	17	0.005288	0.002443	ln(x)	ShapiroWilk
Zinc (mg/L)	GWC-17 (bg)	No	n/a	NP	NaN	17	0.01054	0.006518	ln(x)	ShapiroWilk
Zinc (mg/L)	GWC-18 (bg)	Yes	0.5	NP	NaN	17	0.03509	0.1199	ln(x)	ShapiroWilk
Zinc (mg/L)	GWC-19	Yes	0.017	NP	NaN	17	0.005429	0.003655	ln(x)	ShapiroWilk
Zinc (mg/L)	GWC-20	Yes	0.0035,0.0084,0.0069,0.0073	NP	NaN	17	0.005335	0.001162	ln(x)	ShapiroWilk
Zinc (mg/L)	GWC-21	No	n/a	NP	NaN	17	0.004512	0.001999	sqrt(x)	ShapiroWilk
Zinc (mg/L)	GWC-23	No	n/a	NP	NaN	12	0.01074	0.007138	ln(x)	ShapiroWilk
Zinc (mg/L)	GWA-4A (bg)	No	n/a	NP	NaN	38	0.01135	0.0104	ln(x)	ShapiroWilk
Zinc (mg/L)	GWA-5 (bg)	Yes	0.022	NP	NaN	38	0.0053	0.003873	ln(x)	ShapiroWilk
Zinc (mg/L)	GWC-9	n/a	n/a	NP	NaN	38	0.006082	0.007535	unknown	ShapiroWilk

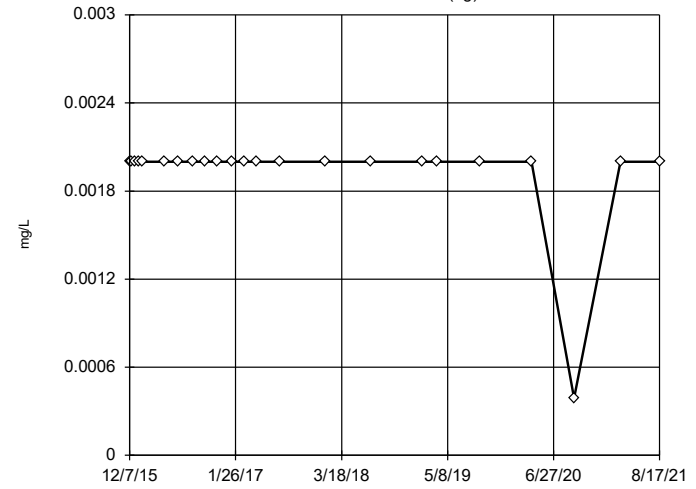
Tukey's Outlier Screening
GWA-13 (bg)



n = 23
No outliers found.
Tukey's method selected by user.
Data were x^6 transformed to achieve best W statistic (graph shown in original units).
The results were invalidated, because the lower and upper quartiles are equal.

Constituent: Antimony Analysis Run 8/2/2022 3:57 PM View: Outliers
Plant McIntosh Client: Southern Company Data: McIntosh LF4 CCR

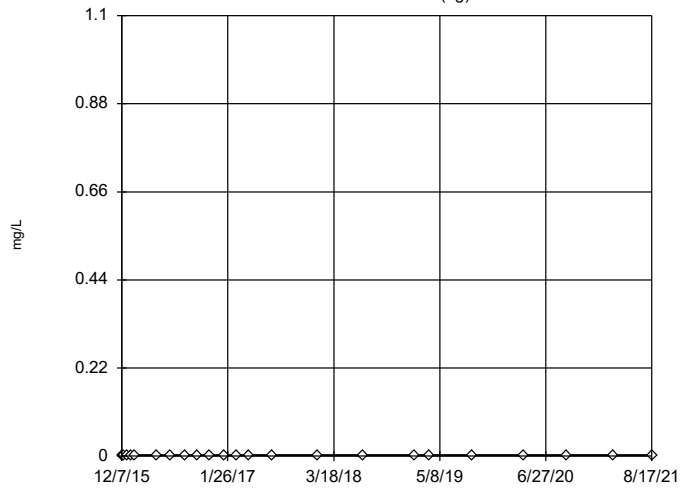
Tukey's Outlier Screening
GWA-14 (bg)



n = 23
No outliers found.
Tukey's method selected by user.
Data were x^4 transformed to achieve best W statistic (graph shown in original units).
The results were invalidated, because the lower and upper quartiles are equal.

Constituent: Antimony Analysis Run 8/2/2022 3:57 PM View: Outliers
Plant McIntosh Client: Southern Company Data: McIntosh LF4 CCR

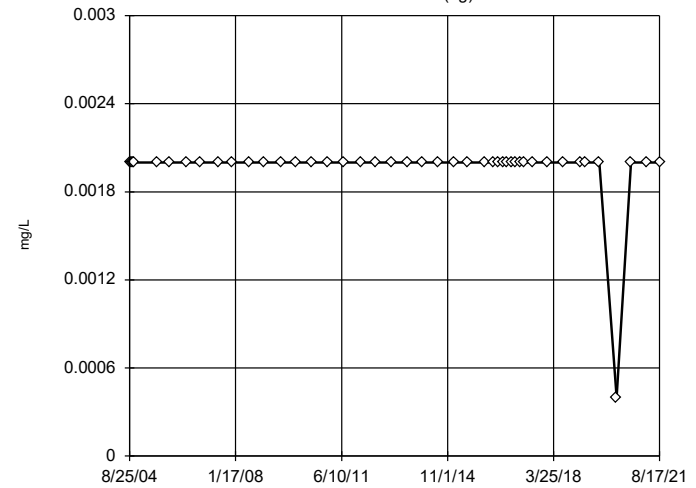
Tukey's Outlier Screening
GWA-16 (bg)



n = 23
No outliers found.
Tukey's method selected by user.
Data were square root transformed to achieve best W statistic (graph shown in original units).
The results were invalidated, because the lower and upper quartiles are equal.

Constituent: Antimony Analysis Run 8/2/2022 3:57 PM View: Outliers
Plant McIntosh Client: Southern Company Data: McIntosh LF4 CCR

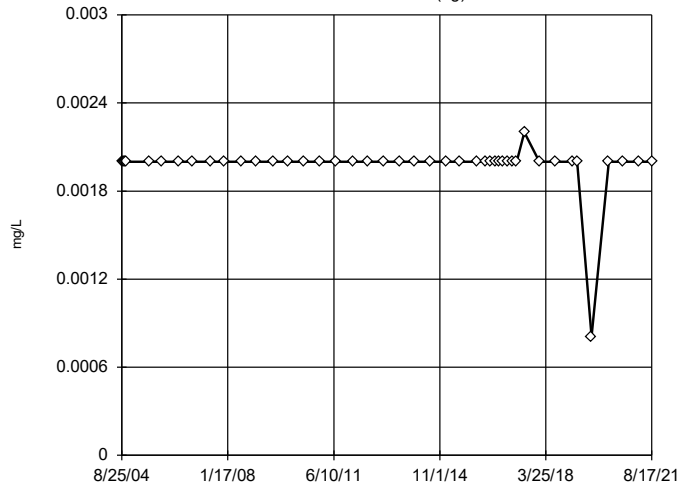
Tukey's Outlier Screening
GWA-2 (bg)



n = 44
No outliers found.
Tukey's method selected by user.
Data were cube transformed to achieve best W statistic (graph shown in original units).
The results were invalidated, because the lower and upper quartiles are equal.

Constituent: Antimony Analysis Run 8/2/2022 3:57 PM View: Outliers
Plant McIntosh Client: Southern Company Data: McIntosh LF4 CCR

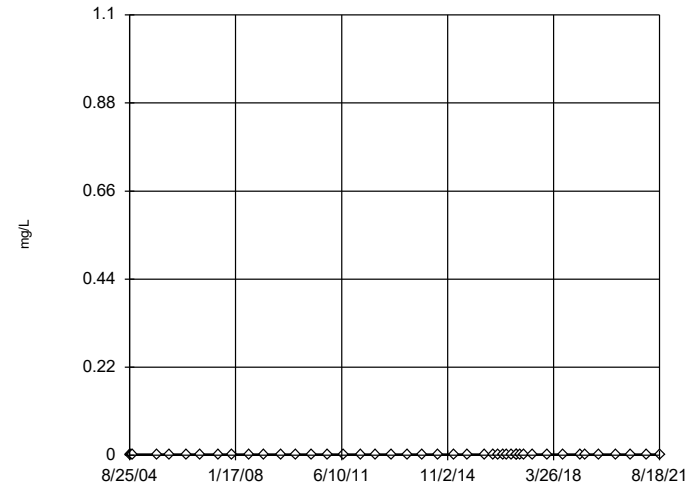
Tukey's Outlier Screening GWA-3 (bg)



n = 44
 No outliers found.
 Tukey's method selected by user.
 Data were x⁶ transformed to achieve best W statistic (graph shown in original units).
 The results were invalidated, because the lower and upper quartiles are equal.

Constituent: Antimony Analysis Run 8/2/2022 3:57 PM View: Outliers
 Plant McIntosh Client: Southern Company Data: McIntosh LF4 CCR

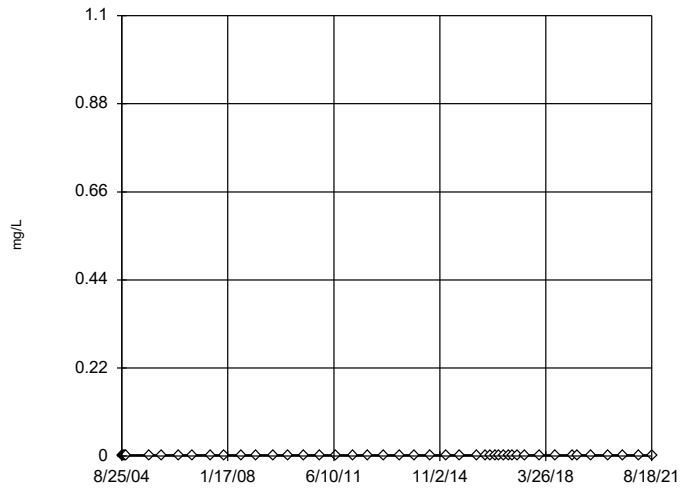
Tukey's Outlier Screening GWC-1



n = 44
 No outliers found.
 Tukey's method selected by user.
 Data were square root transformed to achieve best W statistic (graph shown in original units).
 The results were invalidated, because the lower and upper quartiles are equal.

Constituent: Antimony Analysis Run 8/2/2022 3:57 PM View: Outliers
 Plant McIntosh Client: Southern Company Data: McIntosh LF4 CCR

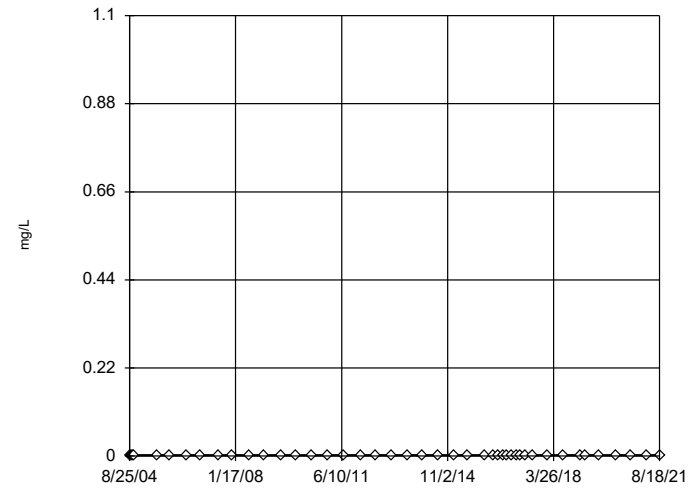
Tukey's Outlier Screening GWC-10



n = 44
 No outliers found.
 Tukey's method selected by user.
 Data were square root transformed to achieve best W statistic (graph shown in original units).
 The results were invalidated, because the lower and upper quartiles are equal.

Constituent: Antimony Analysis Run 8/2/2022 3:57 PM View: Outliers
 Plant McIntosh Client: Southern Company Data: McIntosh LF4 CCR

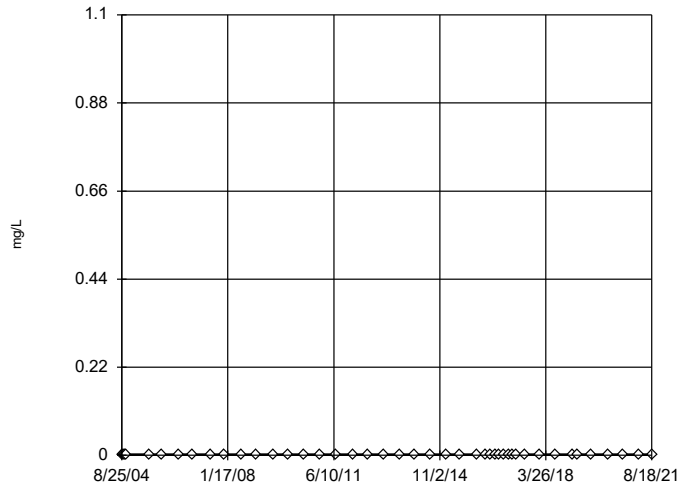
Tukey's Outlier Screening GWC-11



n = 44
 No outliers found.
 Tukey's method selected by user.
 Data were square root transformed to achieve best W statistic (graph shown in original units).
 The results were invalidated, because the lower and upper quartiles are equal.

Constituent: Antimony Analysis Run 8/2/2022 3:57 PM View: Outliers
 Plant McIntosh Client: Southern Company Data: McIntosh LF4 CCR

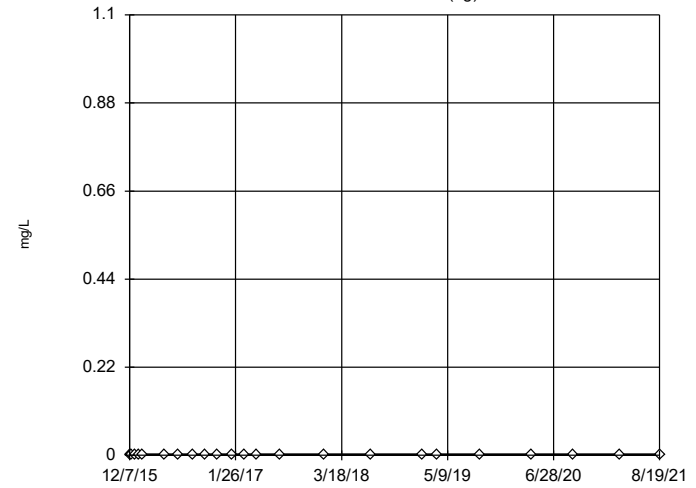
Tukey's Outlier Screening GWC-12



n = 44
 No outliers found.
 Tukey's method selected by user.
 Data were square root transformed to achieve best W statistic (graph shown in original units).
 The results were invalidated, because the lower and upper quartiles are equal.

Constituent: Antimony Analysis Run 8/2/2022 3:57 PM View: Outliers
 Plant McIntosh Client: Southern Company Data: McIntosh LF4 CCR

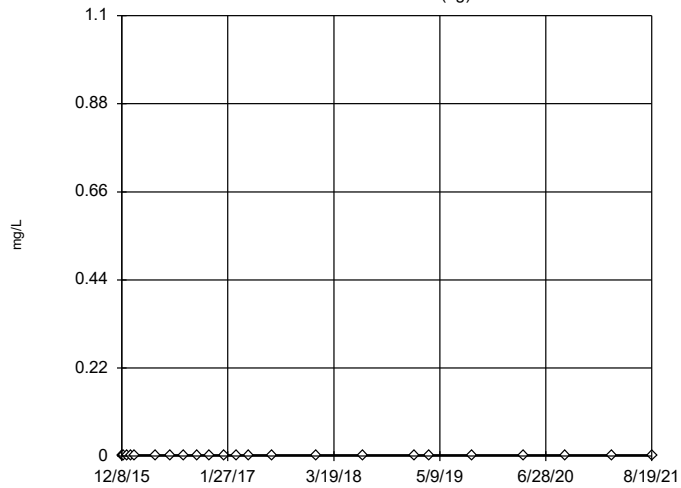
Tukey's Outlier Screening GWA-15 (bg)



n = 23
 No outliers found.
 Tukey's method selected by user.
 Data were square root transformed to achieve best W statistic (graph shown in original units).
 The results were invalidated, because the lower and upper quartiles are equal.

Constituent: Antimony Analysis Run 8/2/2022 3:57 PM View: Outliers
 Plant McIntosh Client: Southern Company Data: McIntosh LF4 CCR

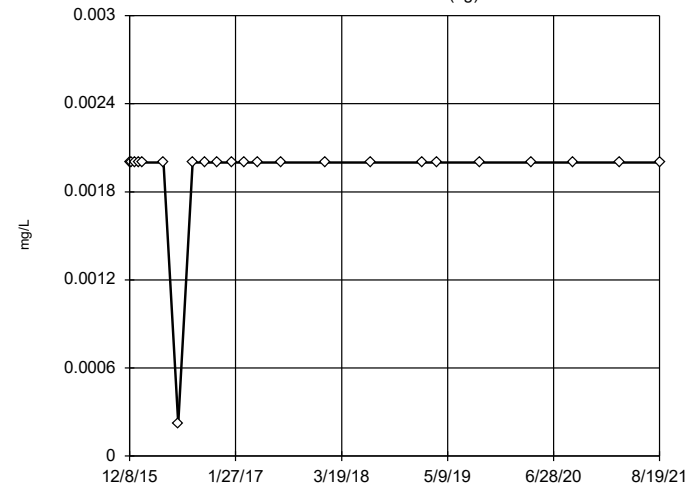
Tukey's Outlier Screening GWC-17 (bg)



n = 23
 No outliers found.
 Tukey's method selected by user.
 Data were square root transformed to achieve best W statistic (graph shown in original units).
 The results were invalidated, because the lower and upper quartiles are equal.

Constituent: Antimony Analysis Run 8/2/2022 3:57 PM View: Outliers
 Plant McIntosh Client: Southern Company Data: McIntosh LF4 CCR

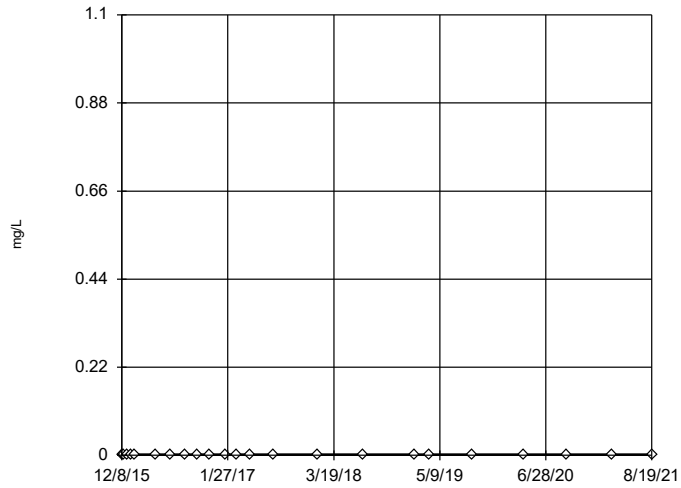
Tukey's Outlier Screening GWC-18 (bg)



n = 23
 No outliers found.
 Tukey's method selected by user.
 Data were cube transformed to achieve best W statistic (graph shown in original units).
 The results were invalidated, because the lower and upper quartiles are equal.

Constituent: Antimony Analysis Run 8/2/2022 3:57 PM View: Outliers
 Plant McIntosh Client: Southern Company Data: McIntosh LF4 CCR

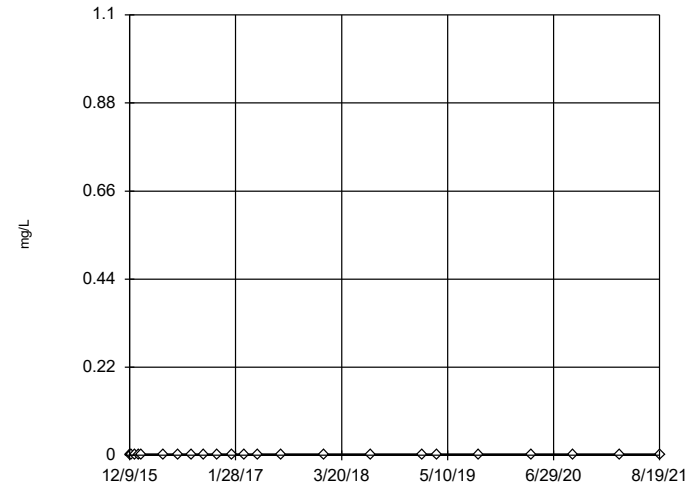
Tukey's Outlier Screening GWC-19



n = 23
 No outliers found.
 Tukey's method selected by user.
 Data were square root transformed to achieve best W statistic (graph shown in original units).
 The results were invalidated, because the lower and upper quartiles are equal.

Constituent: Antimony Analysis Run 8/2/2022 3:57 PM View: Outliers
 Plant McIntosh Client: Southern Company Data: McIntosh LF4 CCR

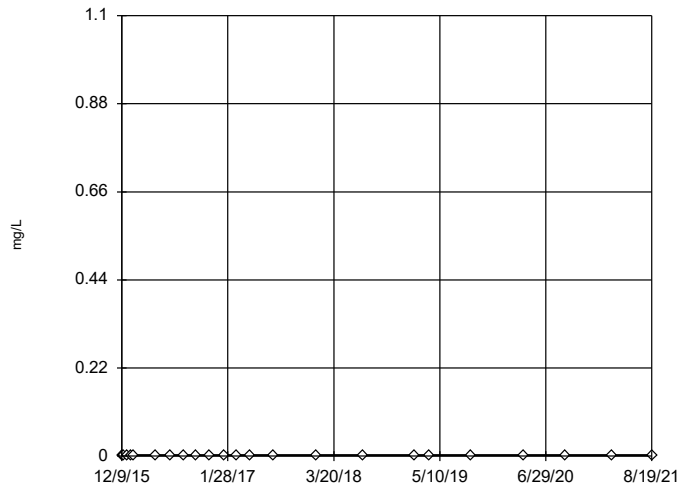
Tukey's Outlier Screening GWC-20



n = 23
 No outliers found.
 Tukey's method selected by user.
 Data were square root transformed to achieve best W statistic (graph shown in original units).
 The results were invalidated, because the lower and upper quartiles are equal.

Constituent: Antimony Analysis Run 8/2/2022 3:57 PM View: Outliers
 Plant McIntosh Client: Southern Company Data: McIntosh LF4 CCR

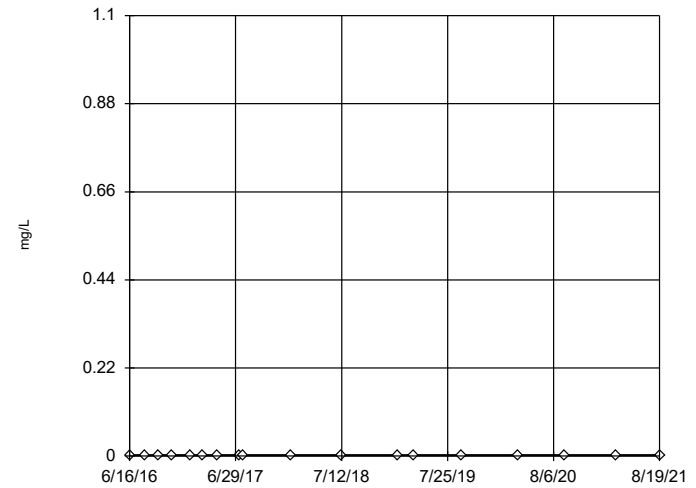
Tukey's Outlier Screening GWC-21



n = 23
 No outliers found.
 Tukey's method selected by user.
 Data were square root transformed to achieve best W statistic (graph shown in original units).
 The results were invalidated, because the lower and upper quartiles are equal.

Constituent: Antimony Analysis Run 8/2/2022 3:57 PM View: Outliers
 Plant McIntosh Client: Southern Company Data: McIntosh LF4 CCR

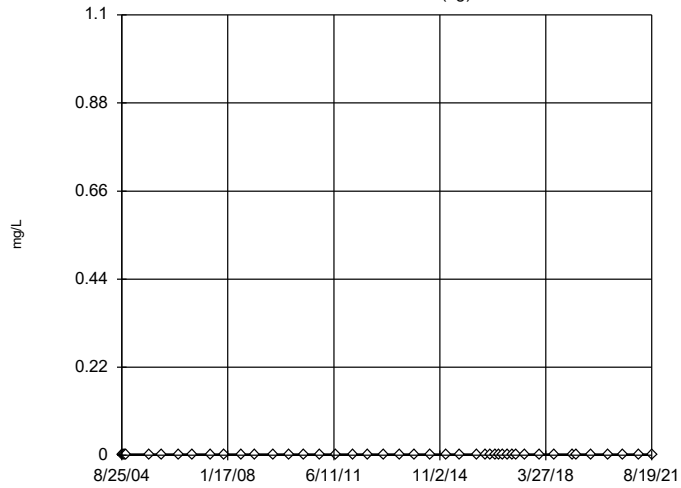
Tukey's Outlier Screening GWC-23



n = 18
 No outliers found.
 Tukey's method selected by user.
 Data were square root transformed to achieve best W statistic (graph shown in original units).
 The results were invalidated, because the lower and upper quartiles are equal.

Constituent: Antimony Analysis Run 8/2/2022 3:57 PM View: Outliers
 Plant McIntosh Client: Southern Company Data: McIntosh LF4 CCR

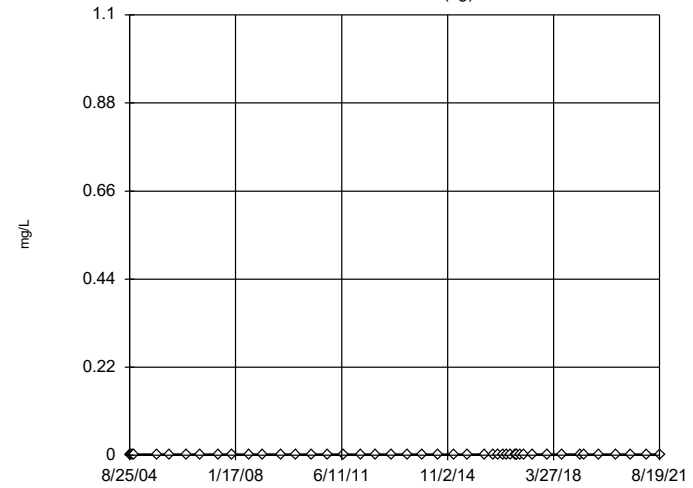
Tukey's Outlier Screening
GWA-4A (bg)



n = 44
No outliers found.
Tukey's method selected by user.
Data were square root transformed to achieve best W statistic (graph shown in original units).
The results were invalidated, because the lower and upper quartiles are equal.

Constituent: Antimony Analysis Run 8/2/2022 3:57 PM View: Outliers
Plant McIntosh Client: Southern Company Data: McIntosh LF4 CCR

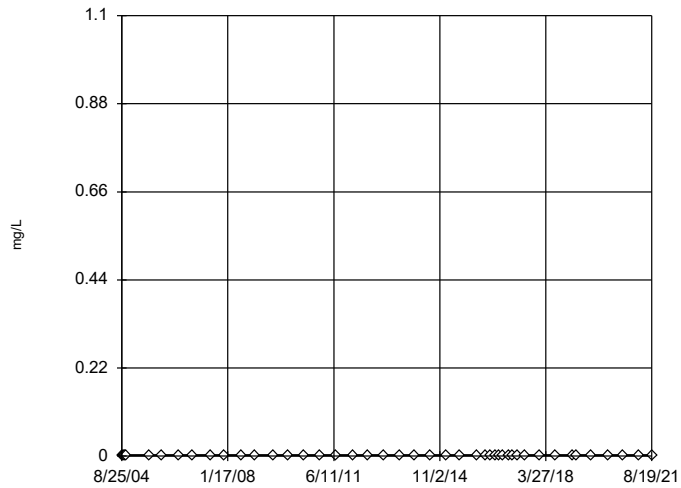
Tukey's Outlier Screening
GWA-5 (bg)



n = 46
No outliers found.
Tukey's method selected by user.
Data were square root transformed to achieve best W statistic (graph shown in original units).
The results were invalidated, because the lower and upper quartiles are equal.

Constituent: Antimony Analysis Run 8/2/2022 3:57 PM View: Outliers
Plant McIntosh Client: Southern Company Data: McIntosh LF4 CCR

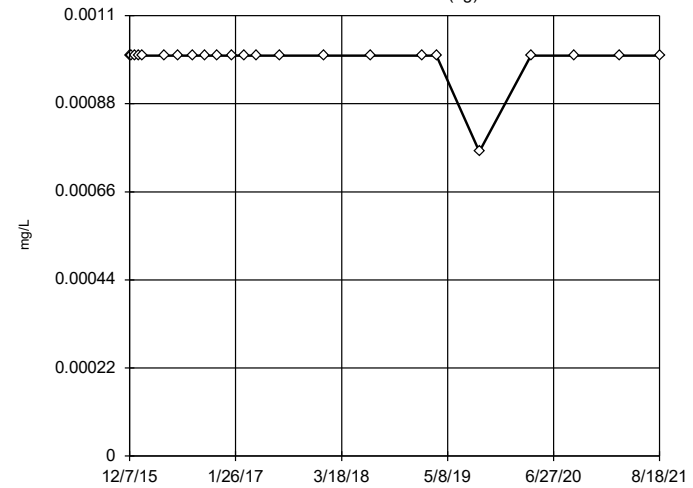
Tukey's Outlier Screening
GWC-9



n = 44
No outliers found.
Tukey's method selected by user.
Data were square root transformed to achieve best W statistic (graph shown in original units).
The results were invalidated, because the lower and upper quartiles are equal.

Constituent: Antimony Analysis Run 8/2/2022 3:57 PM View: Outliers
Plant McIntosh Client: Southern Company Data: McIntosh LF4 CCR

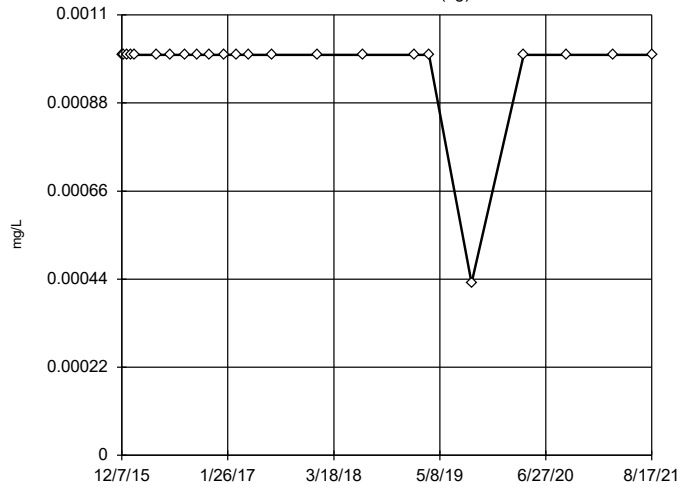
Tukey's Outlier Screening
GWA-13 (bg)



n = 23
No outliers found.
Tukey's method selected by user.
Data were square transformed to achieve best W statistic (graph shown in original units).
The results were invalidated, because the lower and upper quartiles are equal.

Constituent: Arsenic Analysis Run 8/2/2022 3:57 PM View: Outliers
Plant McIntosh Client: Southern Company Data: McIntosh LF4 CCR

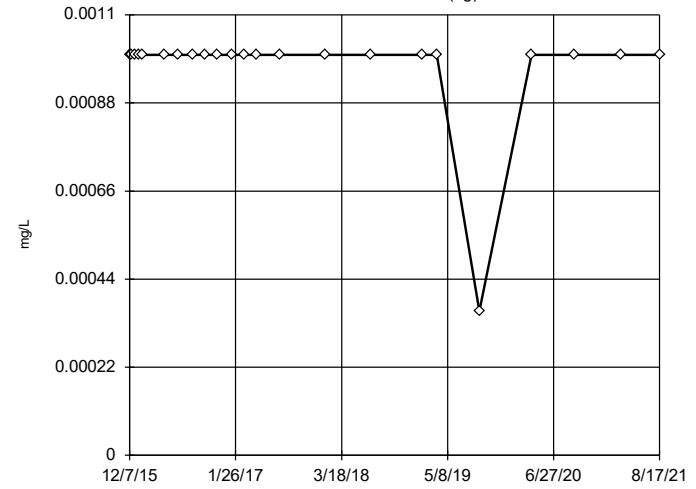
Tukey's Outlier Screening
GWA-14 (bg)



n = 23
No outliers found. Tukey's method selected by user.
Data were square root transformed to achieve best W statistic (graph shown in original units).
The results were invalidated, because the lower and upper quartiles are equal.

Constituent: Arsenic Analysis Run 8/2/2022 3:57 PM View: Outliers
Plant McIntosh Client: Southern Company Data: McIntosh LF4 CCR

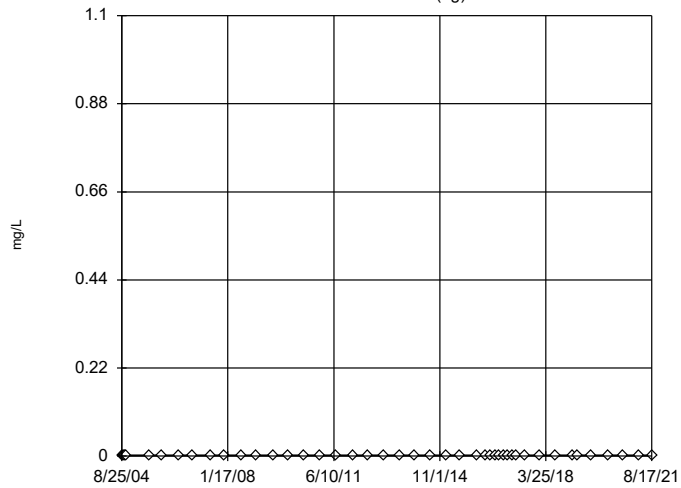
Tukey's Outlier Screening
GWA-16 (bg)



n = 23
No outliers found. Tukey's method selected by user.
Data were square root transformed to achieve best W statistic (graph shown in original units).
The results were invalidated, because the lower and upper quartiles are equal.

Constituent: Arsenic Analysis Run 8/2/2022 3:57 PM View: Outliers
Plant McIntosh Client: Southern Company Data: McIntosh LF4 CCR

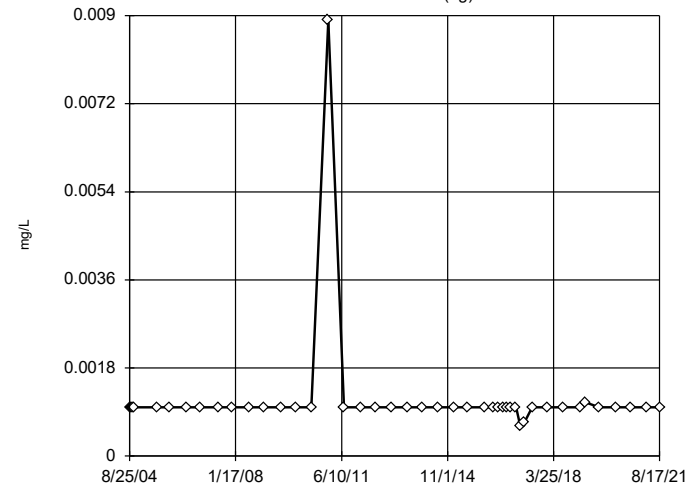
Tukey's Outlier Screening
GWA-2 (bg)



n = 44
No outliers found. Tukey's method selected by user.
Data were square root transformed to achieve best W statistic (graph shown in original units).
The results were invalidated, because the lower and upper quartiles are equal.

Constituent: Arsenic Analysis Run 8/2/2022 3:57 PM View: Outliers
Plant McIntosh Client: Southern Company Data: McIntosh LF4 CCR

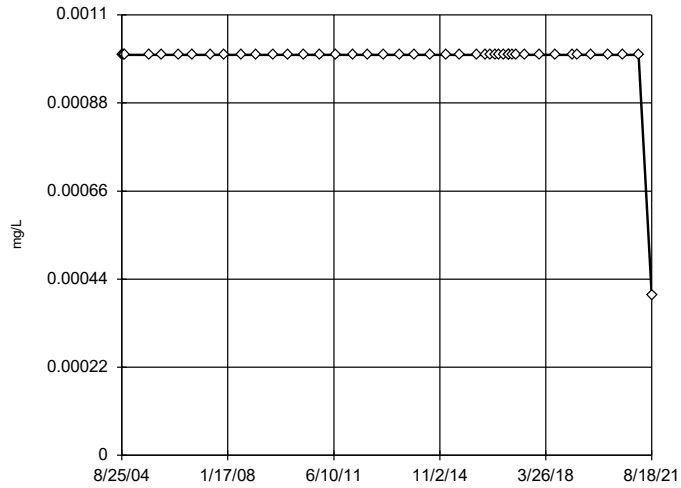
Tukey's Outlier Screening
GWA-3 (bg)



n = 44
No outliers found. Tukey's method selected by user.
Data were natural log transformed to achieve best W statistic (graph shown in original units).
The results were invalidated, because the lower and upper quartiles are equal.

Constituent: Arsenic Analysis Run 8/2/2022 3:57 PM View: Outliers
Plant McIntosh Client: Southern Company Data: McIntosh LF4 CCR

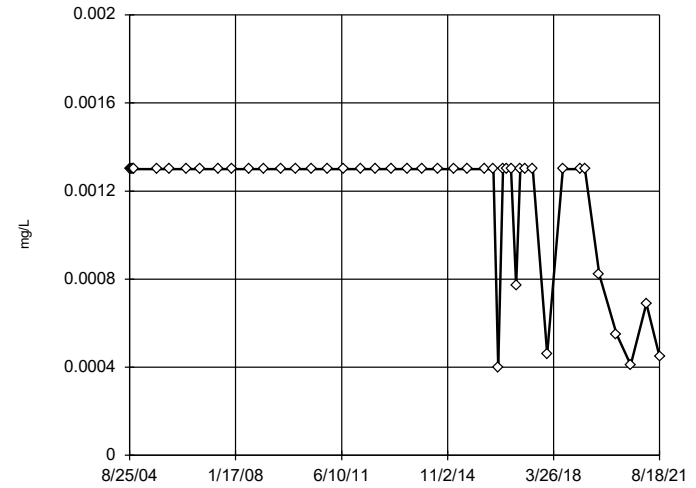
Tukey's Outlier Screening
GWC-1



n = 44
No outliers found. Tukey's method selected by user.
Data were square root transformed to achieve best W statistic (graph shown in original units).
The results were invalidated, because the lower and upper quartiles are equal.

Constituent: Arsenic Analysis Run 8/2/2022 3:57 PM View: Outliers
Plant McIntosh Client: Southern Company Data: McIntosh LF4 CCR

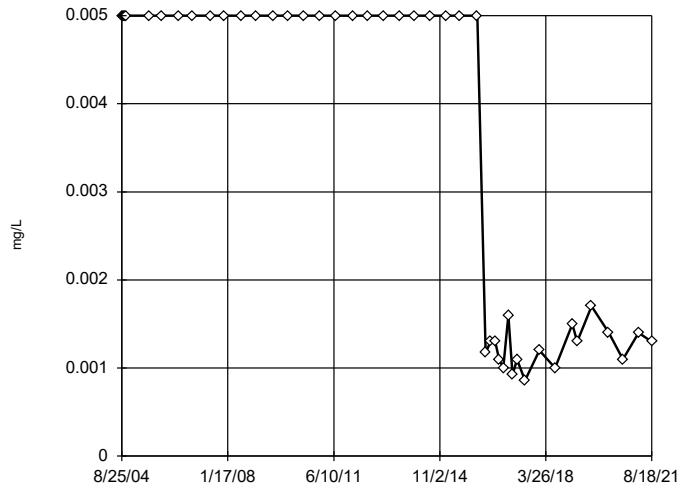
Tukey's Outlier Screening
GWC-10



n = 44
No outliers found. Tukey's method selected by user.
Data were square root transformed to achieve best W statistic (graph shown in original units).
The results were invalidated, because the lower and upper quartiles are equal.

Constituent: Arsenic Analysis Run 8/2/2022 3:57 PM View: Outliers
Plant McIntosh Client: Southern Company Data: McIntosh LF4 CCR

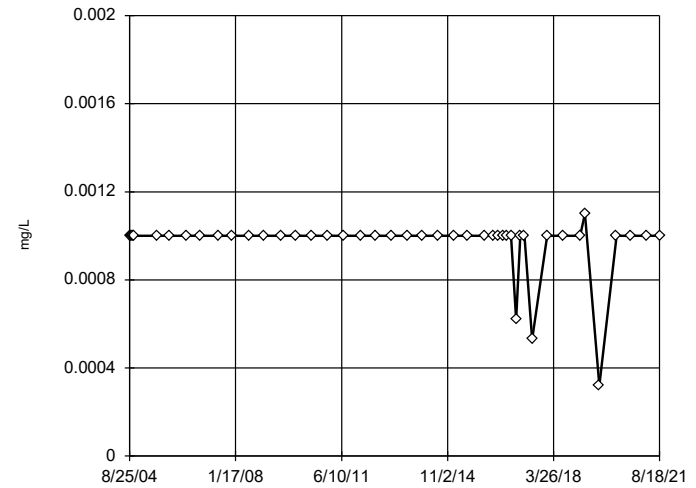
Tukey's Outlier Screening
GWC-11



n = 44
No outliers found. Tukey's method selected by user.
Data were natural log transformed to achieve best W statistic (graph shown in original units).
High cutoff = 0.2845, low cutoff = 0.00002285, based on IQR multiplier of 3.

Constituent: Arsenic Analysis Run 8/2/2022 3:57 PM View: Outliers
Plant McIntosh Client: Southern Company Data: McIntosh LF4 CCR

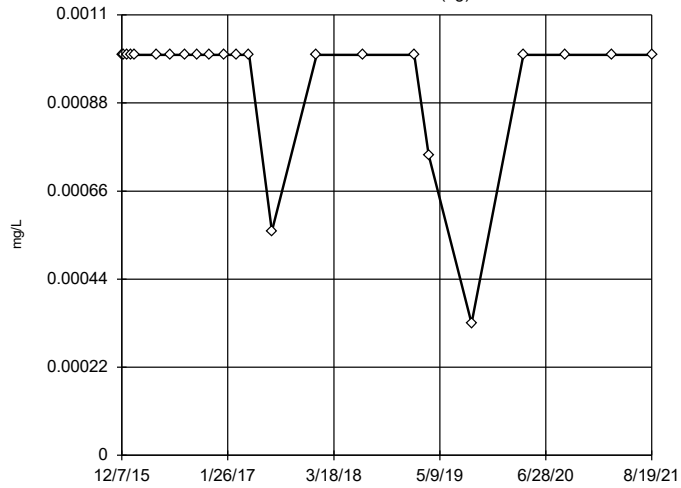
Tukey's Outlier Screening
GWC-12



n = 44
No outliers found. Tukey's method selected by user.
Data were x^6 transformed to achieve best W statistic (graph shown in original units).
The results were invalidated, because the lower and upper quartiles are equal.

Constituent: Arsenic Analysis Run 8/2/2022 3:57 PM View: Outliers
Plant McIntosh Client: Southern Company Data: McIntosh LF4 CCR

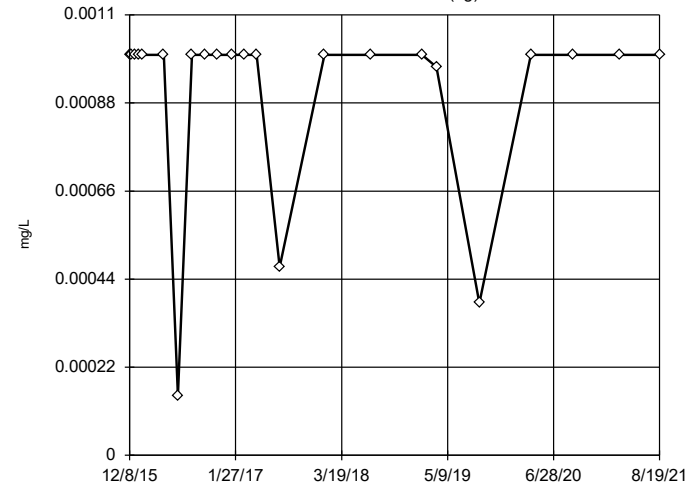
Tukey's Outlier Screening
GWA-15 (bg)



n = 23
No outliers found. Tukey's method selected by user.
Data were cube transformed to achieve best W statistic (graph shown in original units).
The results were invalidated, because the lower and upper quartiles are equal.

Constituent: Arsenic Analysis Run 8/2/2022 3:57 PM View: Outliers
Plant McIntosh Client: Southern Company Data: McIntosh LF4 CCR

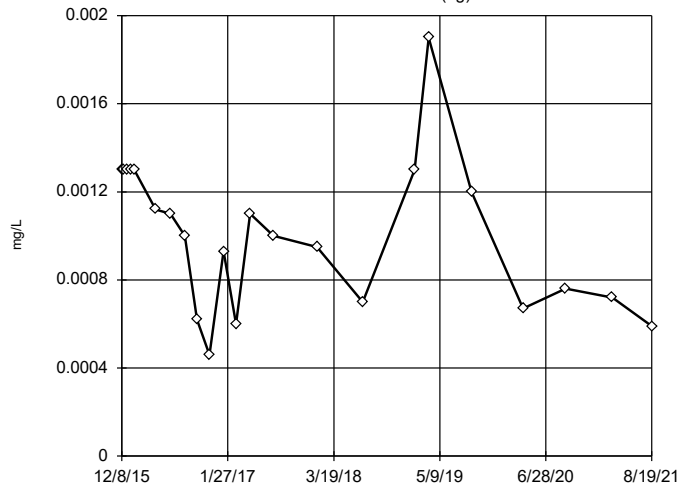
Tukey's Outlier Screening
GWC-17 (bg)



n = 23
No outliers found. Tukey's method selected by user.
Data were x⁶ transformed to achieve best W statistic (graph shown in original units).
The results were invalidated, because the lower and upper quartiles are equal.

Constituent: Arsenic Analysis Run 8/2/2022 3:57 PM View: Outliers
Plant McIntosh Client: Southern Company Data: McIntosh LF4 CCR

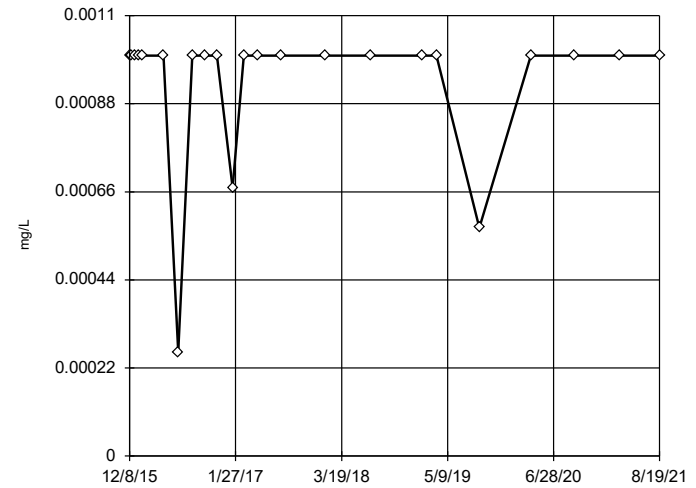
Tukey's Outlier Screening
GWC-18 (bg)



n = 23
No outliers found. Tukey's method selected by user.
Data were cube root transformed to achieve best W statistic (graph shown in original units).
High cutoff = 0.004929, low cutoff = 0.00002135, based on IQR multiplier of 3.

Constituent: Arsenic Analysis Run 8/2/2022 3:57 PM View: Outliers
Plant McIntosh Client: Southern Company Data: McIntosh LF4 CCR

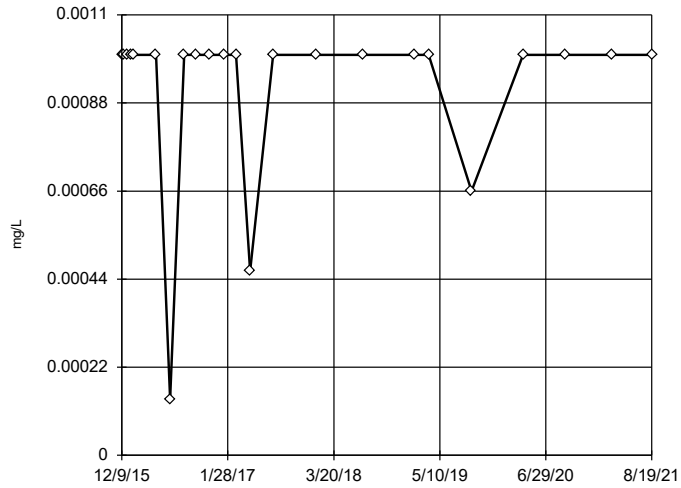
Tukey's Outlier Screening
GWC-19



n = 23
No outliers found. Tukey's method selected by user.
Data were square transformed to achieve best W statistic (graph shown in original units).
The results were invalidated, because the lower and upper quartiles are equal.

Constituent: Arsenic Analysis Run 8/2/2022 3:57 PM View: Outliers
Plant McIntosh Client: Southern Company Data: McIntosh LF4 CCR

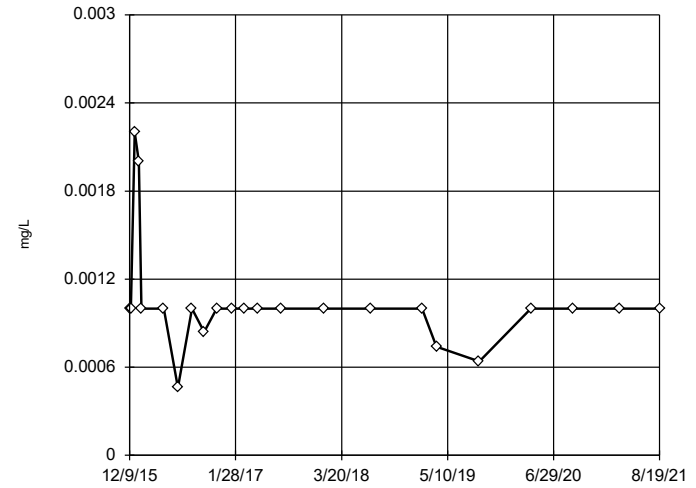
Tukey's Outlier Screening
GWC-20



n = 23
No outliers found. Tukey's method selected by user.
Data were square transformed to achieve best W statistic (graph shown in original units).
The results were invalidated, because the lower and upper quartiles are equal.

Constituent: Arsenic Analysis Run 8/2/2022 3:57 PM View: Outliers
Plant McIntosh Client: Southern Company Data: McIntosh LF4 CCR

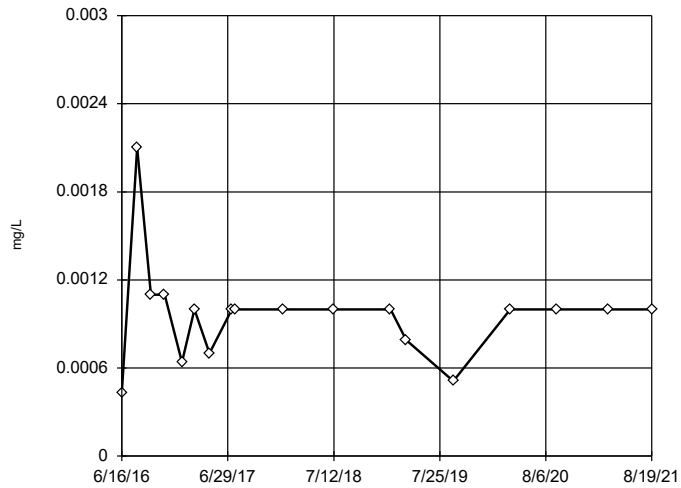
Tukey's Outlier Screening
GWC-21



n = 23
No outliers found. Tukey's method selected by user.
Data were natural log transformed to achieve best W statistic (graph shown in original units).
The results were invalidated, because the lower and upper quartiles are equal.

Constituent: Arsenic Analysis Run 8/2/2022 3:57 PM View: Outliers
Plant McIntosh Client: Southern Company Data: McIntosh LF4 CCR

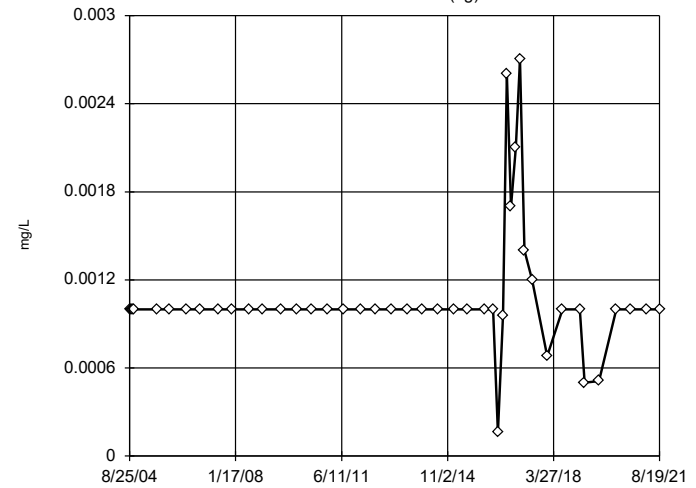
Tukey's Outlier Screening
GWC-23



n = 18
No outliers found. Tukey's method selected by user.
Data were natural log transformed to achieve best W statistic (graph shown in original units).
High cutoff = 0.002432, low cutoff = 0.0003058, based on IQR multiplier of 3.

Constituent: Arsenic Analysis Run 8/2/2022 3:57 PM View: Outliers
Plant McIntosh Client: Southern Company Data: McIntosh LF4 CCR

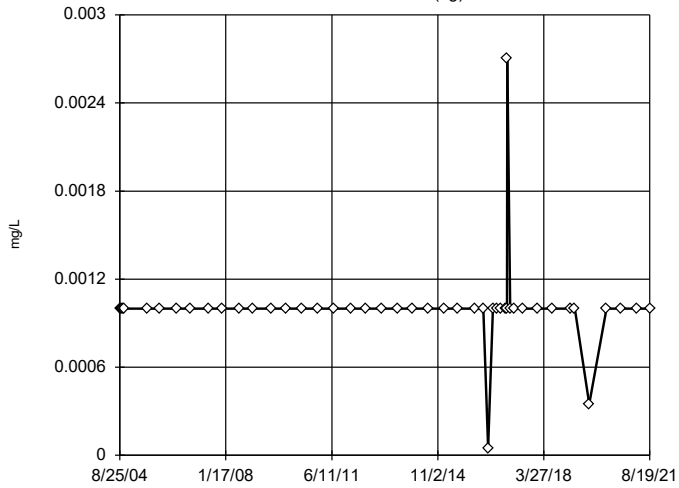
Tukey's Outlier Screening
GWA-4A (bg)



n = 44
No outliers found. Tukey's method selected by user.
Data were cube root transformed to achieve best W statistic (graph shown in original units).
The results were invalidated, because the lower and upper quartiles are equal.

Constituent: Arsenic Analysis Run 8/2/2022 3:57 PM View: Outliers
Plant McIntosh Client: Southern Company Data: McIntosh LF4 CCR

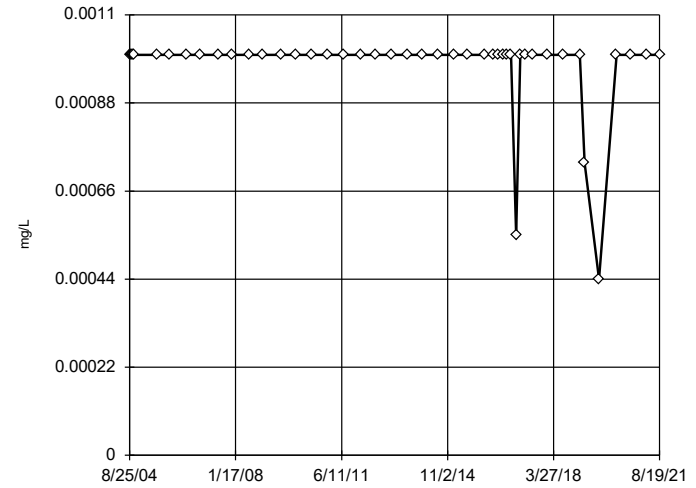
Tukey's Outlier Screening
GWA-5 (bg)



n = 46
No outliers found. Tukey's method selected by user.
Data were square root transformed to achieve best W statistic (graph shown in original units).
The results were invalidated, because the lower and upper quartiles are equal.

Constituent: Arsenic Analysis Run 8/2/2022 3:57 PM View: Outliers
Plant McIntosh Client: Southern Company Data: McIntosh LF4 CCR

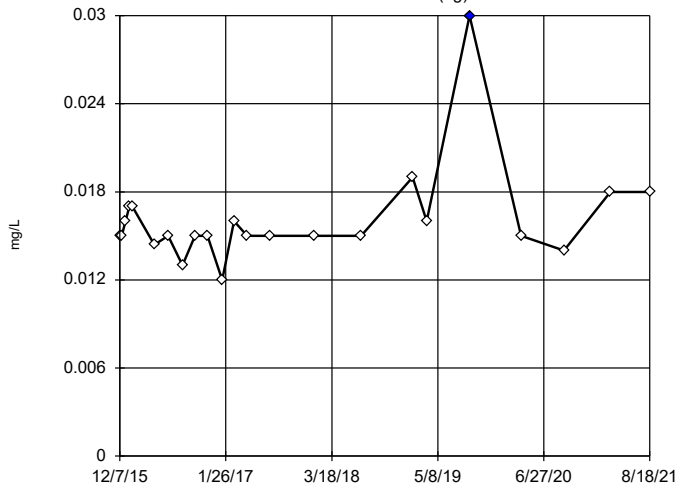
Tukey's Outlier Screening
GWC-9



n = 44
No outliers found. Tukey's method selected by user.
Data were square transformed to achieve best W statistic (graph shown in original units).
The results were invalidated, because the lower and upper quartiles are equal.

Constituent: Arsenic Analysis Run 8/2/2022 3:57 PM View: Outliers
Plant McIntosh Client: Southern Company Data: McIntosh LF4 CCR

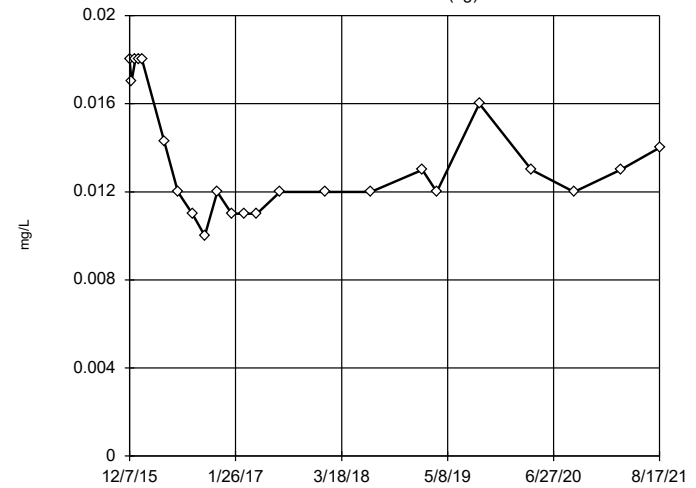
Tukey's Outlier Screening
GWA-13 (bg)



n = 23
Outlier is drawn as solid. Tukey's method selected by user.
Data were natural log transformed to achieve best W statistic (graph shown in original units).
High cutoff = 0.02475, low cutoff = 0.0103, based on IQR multiplier of 3.

Constituent: Barium Analysis Run 8/2/2022 3:57 PM View: Outliers
Plant McIntosh Client: Southern Company Data: McIntosh LF4 CCR

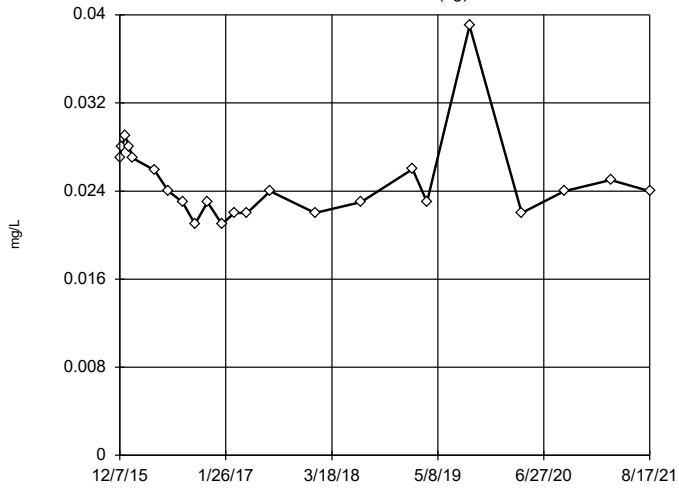
Tukey's Outlier Screening
GWA-14 (bg)



n = 23
No outliers found. Tukey's method selected by user.
Data were natural log transformed to achieve best W statistic (graph shown in original units).
High cutoff = 0.03793, low cutoff = 0.005063, based on IQR multiplier of 3.

Constituent: Barium Analysis Run 8/2/2022 3:57 PM View: Outliers
Plant McIntosh Client: Southern Company Data: McIntosh LF4 CCR

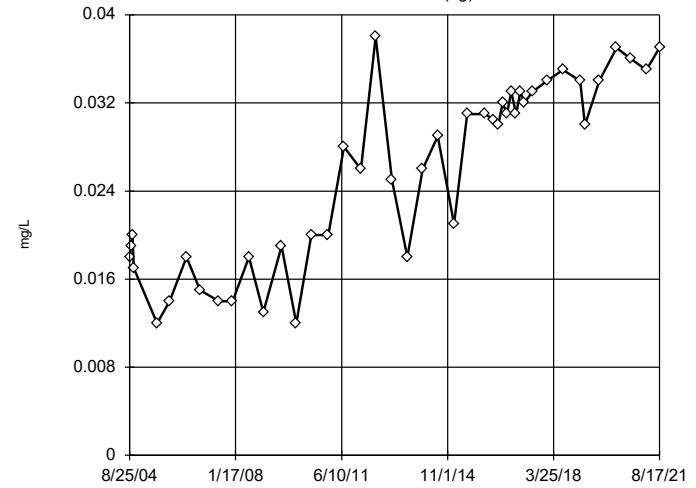
Tukey's Outlier Screening
GWA-16 (bg)



n = 23
No outliers found. Tukey's method selected by user.
Data were natural log transformed to achieve best W statistic (graph shown in original units).
High cutoff = 0.04991, low cutoff = 0.0119, based on IQR multiplier of 3.

Constituent: Barium Analysis Run 8/2/2022 3:57 PM View: Outliers
Plant McIntosh Client: Southern Company Data: McIntosh LF4 CCR

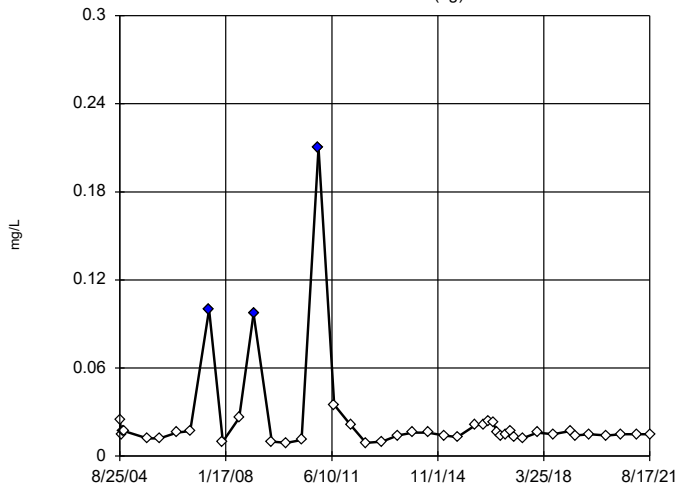
Tukey's Outlier Screening
GWA-2 (bg)



n = 44
No outliers found. Tukey's method selected by user.
Data were square transformed to achieve best W statistic (graph shown in original units).
High cutoff = 0.05817, low cutoff = -0.0444, based on IQR multiplier of 3.

Constituent: Barium Analysis Run 8/2/2022 3:57 PM View: Outliers
Plant McIntosh Client: Southern Company Data: McIntosh LF4 CCR

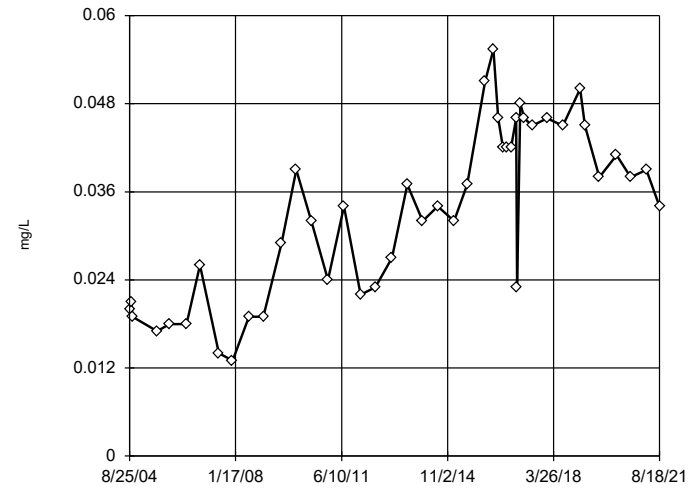
Tukey's Outlier Screening
GWA-3 (bg)



n = 44
Outliers are drawn as solid. Tukey's method selected by user.
Data were natural log transformed to achieve best W statistic (graph shown in original units).
High cutoff = 0.05191, low cutoff = 0.004911, based on IQR multiplier of 3.

Constituent: Barium Analysis Run 8/2/2022 3:57 PM View: Outliers
Plant McIntosh Client: Southern Company Data: McIntosh LF4 CCR

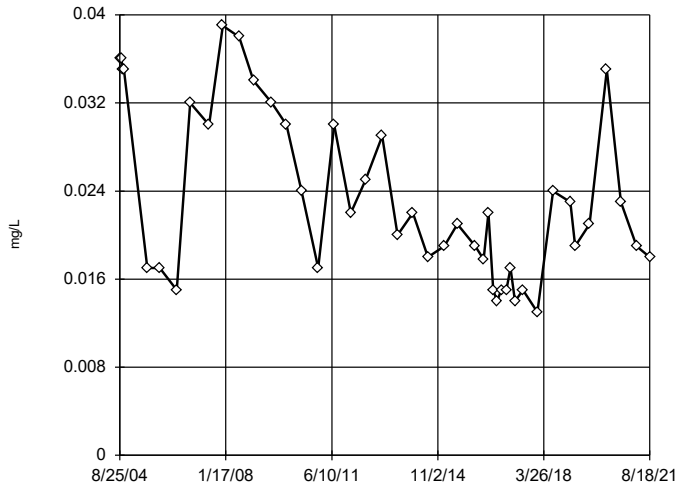
Tukey's Outlier Screening
GWC-1



n = 44
No outliers found. Tukey's method selected by user.
Ladder of Powers transformations did not improve normality; analysis run on raw data.
High cutoff = 0.1065, low cutoff = -0.0405, based on IQR multiplier of 3.

Constituent: Barium Analysis Run 8/2/2022 3:57 PM View: Outliers
Plant McIntosh Client: Southern Company Data: McIntosh LF4 CCR

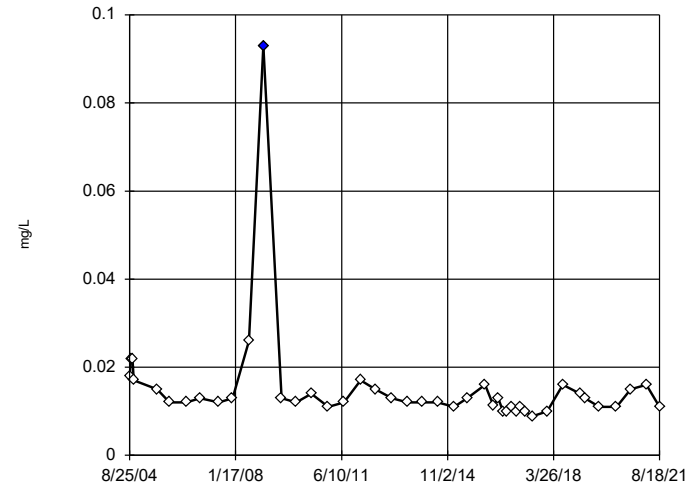
Tukey's Outlier Screening
GWC-10



n = 44
No outliers found.
Tukey's method selected by user.
Data were natural log transformed to achieve best W statistic (graph shown in original units).
High cutoff = 0.1649,
low cutoff = 0.003093,
based on IQR multiplier of 3.

Constituent: Barium Analysis Run 8/2/2022 3:57 PM View: Outliers
Plant McIntosh Client: Southern Company Data: McIntosh LF4 CCR

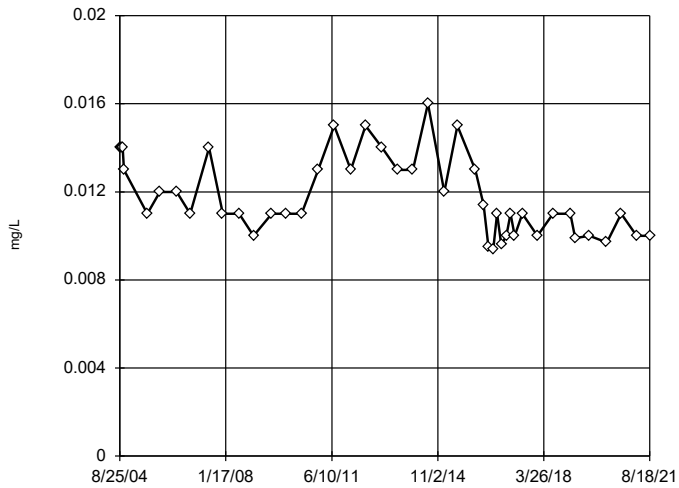
Tukey's Outlier Screening
GWC-11



n = 44
Outlier is drawn as solid.
Tukey's method selected by user.
Data were natural log transformed to achieve best W statistic (graph shown in original units).
High cutoff = 0.03804,
low cutoff = 0.004338,
based on IQR multiplier of 3.

Constituent: Barium Analysis Run 8/2/2022 3:57 PM View: Outliers
Plant McIntosh Client: Southern Company Data: McIntosh LF4 CCR

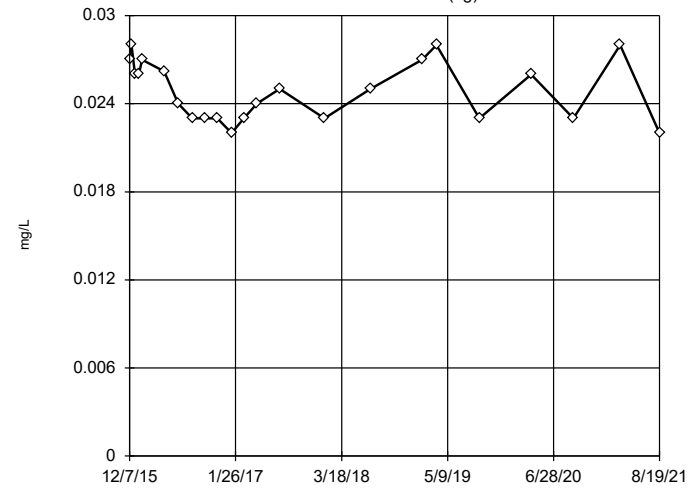
Tukey's Outlier Screening
GWC-12



n = 44
No outliers found.
Tukey's method selected by user.
Data were natural log transformed to achieve best W statistic (graph shown in original units).
High cutoff = 0.02856,
low cutoff = 0.004552,
based on IQR multiplier of 3.

Constituent: Barium Analysis Run 8/2/2022 3:57 PM View: Outliers
Plant McIntosh Client: Southern Company Data: McIntosh LF4 CCR

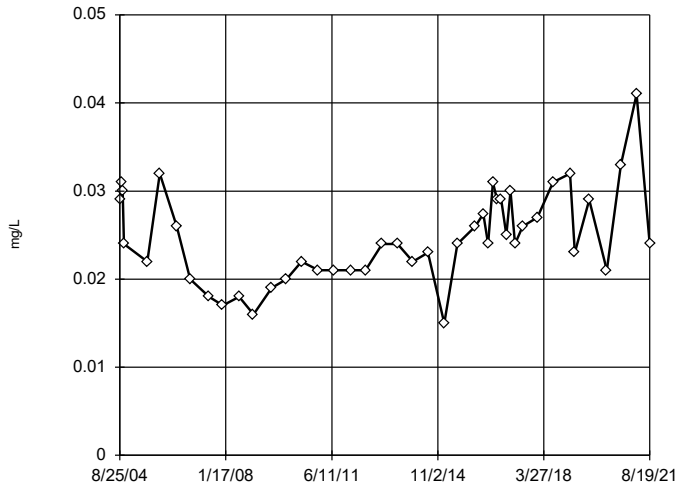
Tukey's Outlier Screening
GWA-15 (bg)



n = 23
No outliers found.
Tukey's method selected by user.
Data were natural log transformed to achieve best W statistic (graph shown in original units).
High cutoff = 0.04368,
low cutoff = 0.01422,
based on IQR multiplier of 3.

Constituent: Barium Analysis Run 8/2/2022 3:57 PM View: Outliers
Plant McIntosh Client: Southern Company Data: McIntosh LF4 CCR

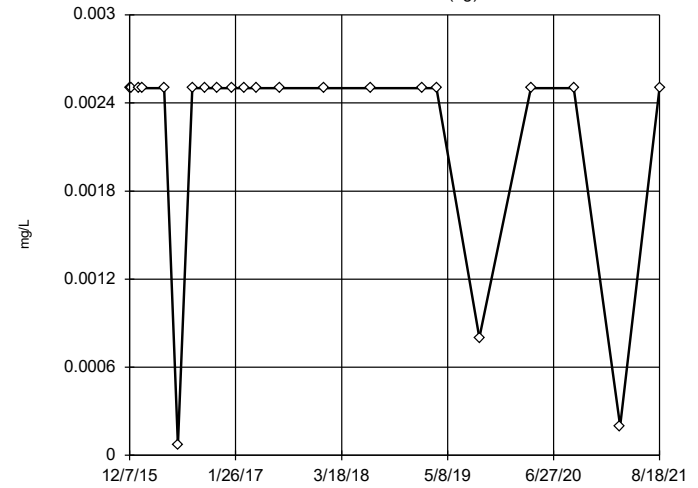
Tukey's Outlier Screening GWC-9



n = 44
 No outliers found.
 Tukey's method selected by user.
 Data were natural log transformed to achieve best W statistic (graph shown in original units).
 High cutoff = 0.07637, low cutoff = 0.007974, based on IQR multiplier of 3.

Constituent: Barium Analysis Run 8/2/2022 3:57 PM View: Outliers
 Plant McIntosh Client: Southern Company Data: McIntosh LF4 CCR

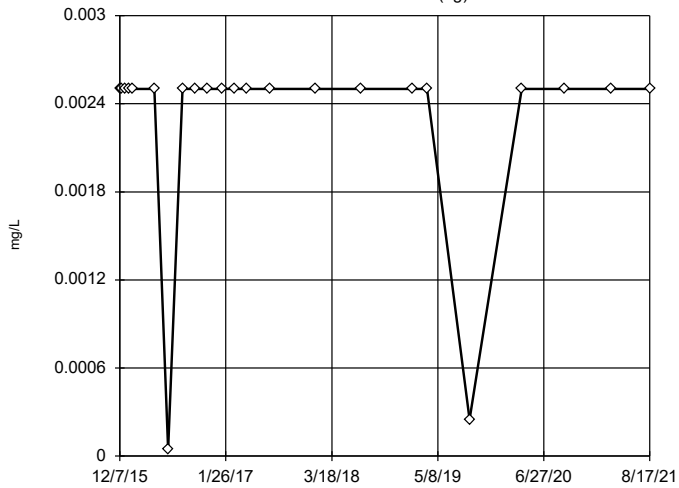
Tukey's Outlier Screening GWA-13 (bg)



n = 22
 No outliers found.
 Tukey's method selected by user.
 Data were square root transformed to achieve best W statistic (graph shown in original units).
 The results were invalidated, because the lower and upper quartiles are equal.

Constituent: Beryllium Analysis Run 8/2/2022 3:57 PM View: Outliers
 Plant McIntosh Client: Southern Company Data: McIntosh LF4 CCR

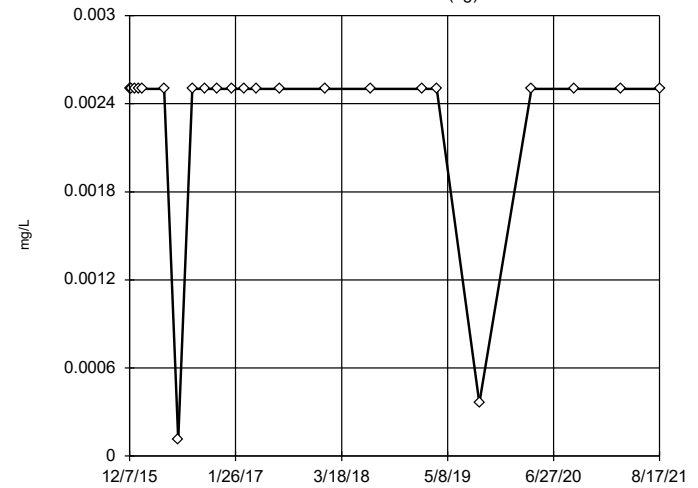
Tukey's Outlier Screening GWA-14 (bg)



n = 23
 No outliers found.
 Tukey's method selected by user.
 Data were cube root transformed to achieve best W statistic (graph shown in original units).
 The results were invalidated, because the lower and upper quartiles are equal.

Constituent: Beryllium Analysis Run 8/2/2022 3:57 PM View: Outliers
 Plant McIntosh Client: Southern Company Data: McIntosh LF4 CCR

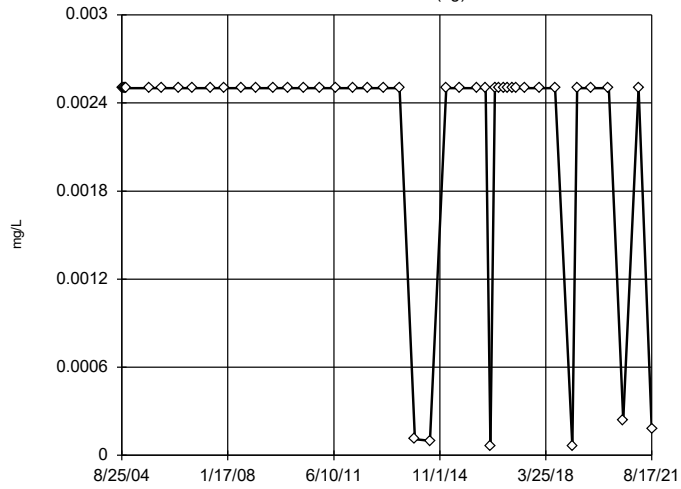
Tukey's Outlier Screening GWA-16 (bg)



n = 23
 No outliers found.
 Tukey's method selected by user.
 Data were cube root transformed to achieve best W statistic (graph shown in original units).
 The results were invalidated, because the lower and upper quartiles are equal.

Constituent: Beryllium Analysis Run 8/2/2022 3:57 PM View: Outliers
 Plant McIntosh Client: Southern Company Data: McIntosh LF4 CCR

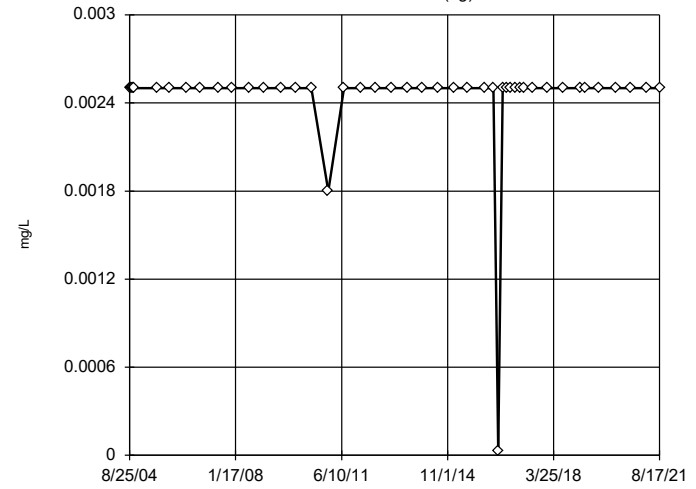
Tukey's Outlier Screening GWA-2 (bg)



n = 44
 No outliers found.
 Tukey's method selected by user.
 Data were natural log transformed to achieve best W statistic (graph shown in original units).
 The results were invalidated, because the lower and upper quartiles are equal.

Constituent: Beryllium Analysis Run 8/2/2022 3:57 PM View: Outliers
 Plant McIntosh Client: Southern Company Data: McIntosh LF4 CCR

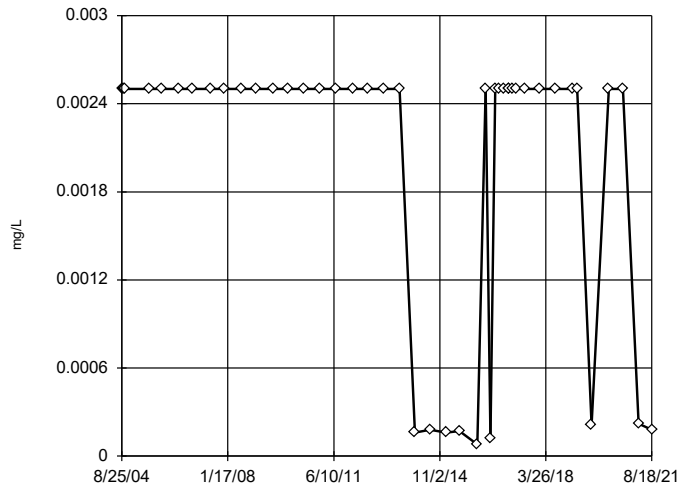
Tukey's Outlier Screening GWA-3 (bg)



n = 44
 No outliers found.
 Tukey's method selected by user.
 Data were x^4 transformed to achieve best W statistic (graph shown in original units).
 The results were invalidated, because the lower and upper quartiles are equal.

Constituent: Beryllium Analysis Run 8/2/2022 3:57 PM View: Outliers
 Plant McIntosh Client: Southern Company Data: McIntosh LF4 CCR

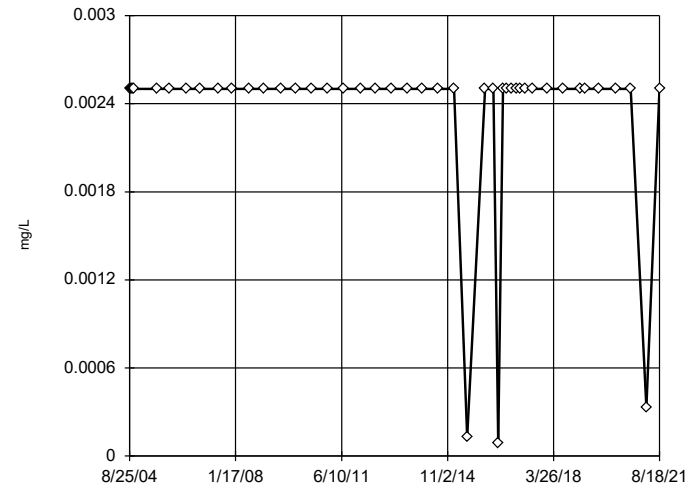
Tukey's Outlier Screening GWC-1



n = 44
 No outliers found.
 Tukey's method selected by user.
 Data were natural log transformed to achieve best W statistic (graph shown in original units).
 The results were invalidated, because the lower and upper quartiles are equal.

Constituent: Beryllium Analysis Run 8/2/2022 3:57 PM View: Outliers
 Plant McIntosh Client: Southern Company Data: McIntosh LF4 CCR

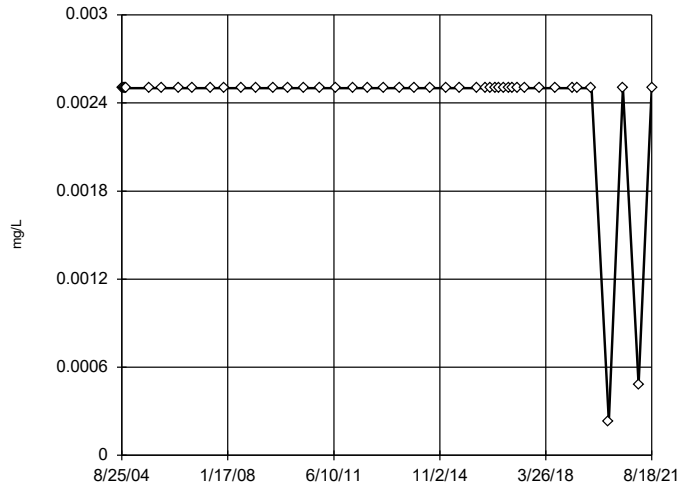
Tukey's Outlier Screening GWC-10



n = 44
 No outliers found.
 Tukey's method selected by user.
 Data were natural log transformed to achieve best W statistic (graph shown in original units).
 The results were invalidated, because the lower and upper quartiles are equal.

Constituent: Beryllium Analysis Run 8/2/2022 3:57 PM View: Outliers
 Plant McIntosh Client: Southern Company Data: McIntosh LF4 CCR

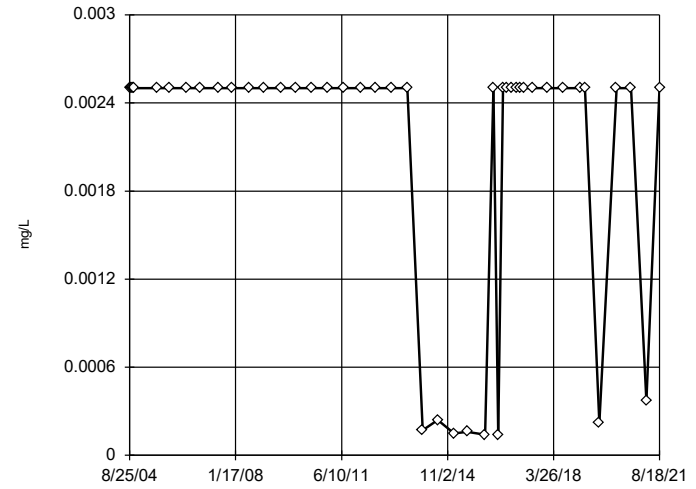
Tukey's Outlier Screening
GWC-11



n = 44
No outliers found.
Tukey's method selected by user.
Data were natural log transformed to achieve best W statistic (graph shown in original units).
The results were invalidated, because the lower and upper quartiles are equal.

Constituent: Beryllium Analysis Run 8/2/2022 3:57 PM View: Outliers
Plant McIntosh Client: Southern Company Data: McIntosh LF4 CCR

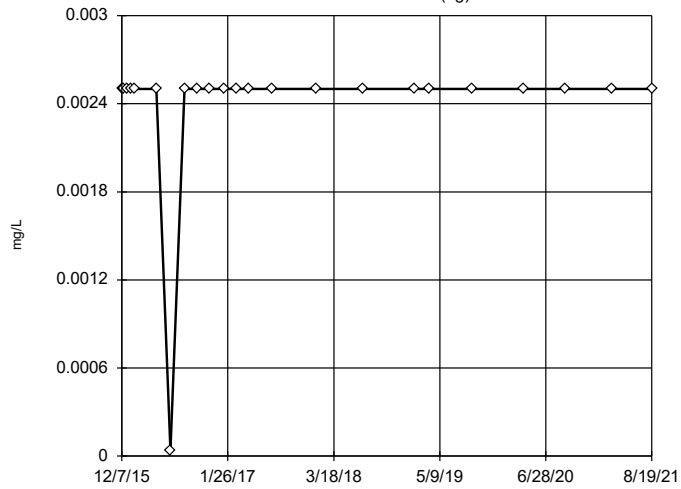
Tukey's Outlier Screening
GWC-12



n = 44
No outliers found.
Tukey's method selected by user.
Data were natural log transformed to achieve best W statistic (graph shown in original units).
The results were invalidated, because the lower and upper quartiles are equal.

Constituent: Beryllium Analysis Run 8/2/2022 3:57 PM View: Outliers
Plant McIntosh Client: Southern Company Data: McIntosh LF4 CCR

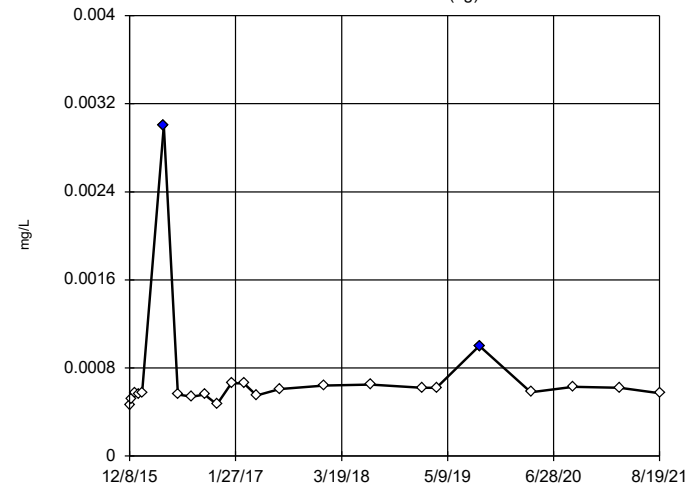
Tukey's Outlier Screening
GWA-15 (bg)



n = 23
No outliers found.
Tukey's method selected by user.
Data were natural log transformed to achieve best W statistic (graph shown in original units).
The results were invalidated, because the lower and upper quartiles are equal.

Constituent: Beryllium Analysis Run 8/2/2022 3:57 PM View: Outliers
Plant McIntosh Client: Southern Company Data: McIntosh LF4 CCR

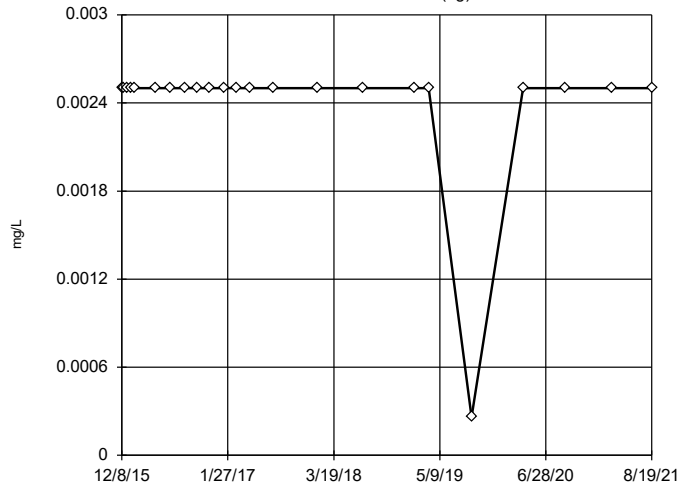
Tukey's Outlier Screening
GWC-17 (bg)



n = 23
Outliers are drawn as solid.
Tukey's method selected by user.
Data were natural log transformed to achieve best W statistic (graph shown in original units).
High cutoff = 0.0009553,
low cutoff = 0.0003752,
based on IQR multiplier of 3.

Constituent: Beryllium Analysis Run 8/2/2022 3:57 PM View: Outliers
Plant McIntosh Client: Southern Company Data: McIntosh LF4 CCR

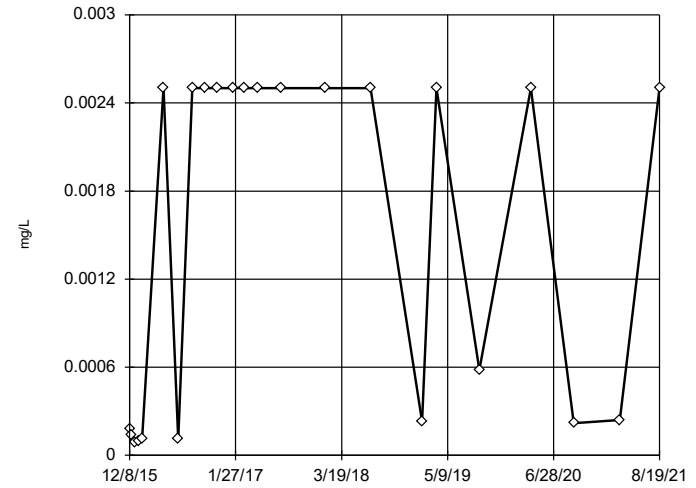
Tukey's Outlier Screening GWC-18 (bg)



n = 23
 No outliers found.
 Tukey's method selected by user.
 Data were cube transformed to achieve best W statistic (graph shown in original units).
 The results were invalidated, because the lower and upper quartiles are equal.

Constituent: Beryllium Analysis Run 8/2/2022 3:57 PM View: Outliers
 Plant McIntosh Client: Southern Company Data: McIntosh LF4 CCR

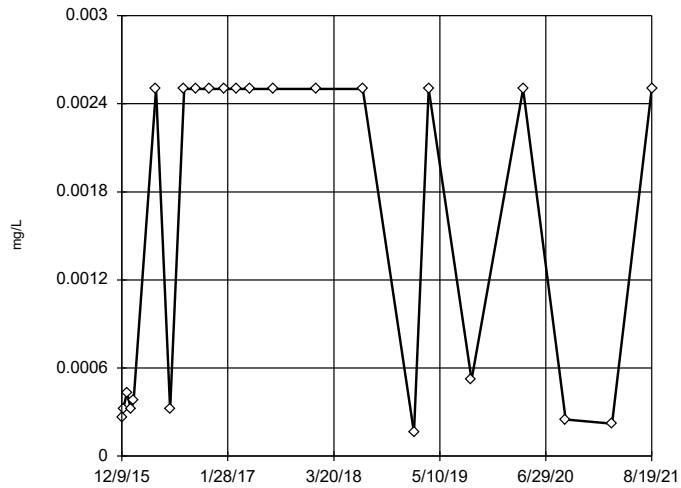
Tukey's Outlier Screening GWC-19



n = 23
 No outliers found.
 Tukey's method selected by user.
 Data were natural log transformed to achieve best W statistic (graph shown in original units).
 High cutoff = 6.698, low cutoff = 6.7e-8, based on IQR multiplier of 3.

Constituent: Beryllium Analysis Run 8/2/2022 3:57 PM View: Outliers
 Plant McIntosh Client: Southern Company Data: McIntosh LF4 CCR

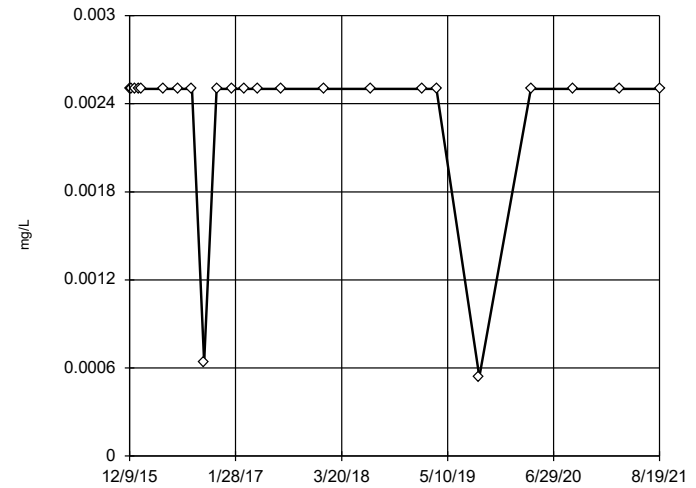
Tukey's Outlier Screening GWC-20



n = 23
 No outliers found.
 Tukey's method selected by user.
 Data were natural log transformed to achieve best W statistic (graph shown in original units).
 High cutoff = 1.192, low cutoff = 6.7e-7, based on IQR multiplier of 3.

Constituent: Beryllium Analysis Run 8/2/2022 3:57 PM View: Outliers
 Plant McIntosh Client: Southern Company Data: McIntosh LF4 CCR

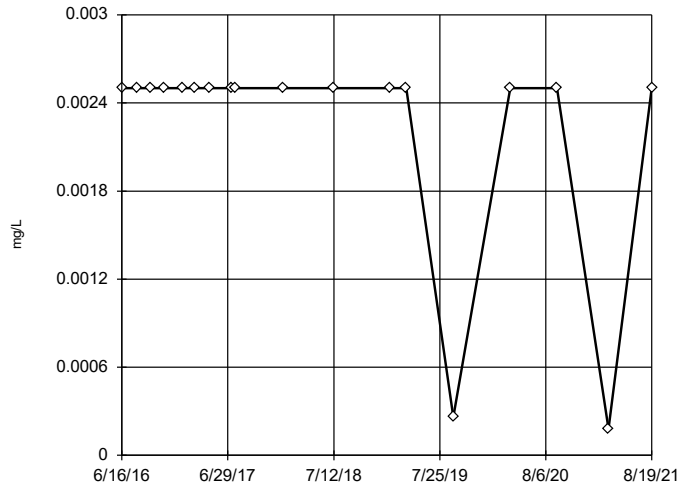
Tukey's Outlier Screening GWC-21



n = 23
 No outliers found.
 Tukey's method selected by user.
 Data were natural log transformed to achieve best W statistic (graph shown in original units).
 The results were invalidated, because the lower and upper quartiles are equal.

Constituent: Beryllium Analysis Run 8/2/2022 3:57 PM View: Outliers
 Plant McIntosh Client: Southern Company Data: McIntosh LF4 CCR

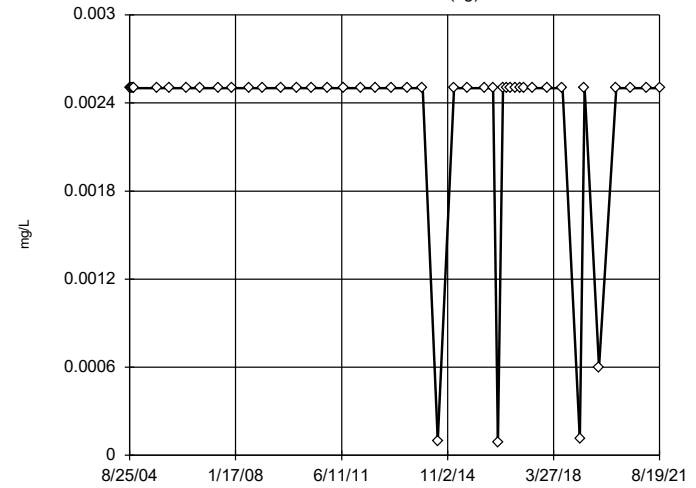
Tukey's Outlier Screening GWC-23



n = 18
 No outliers found.
 Tukey's method selected by user.
 Data were natural log transformed to achieve best W statistic (graph shown in original units).
 The results were invalidated, because the lower and upper quartiles are equal.

Constituent: Beryllium Analysis Run 8/2/2022 3:57 PM View: Outliers
 Plant McIntosh Client: Southern Company Data: McIntosh LF4 CCR

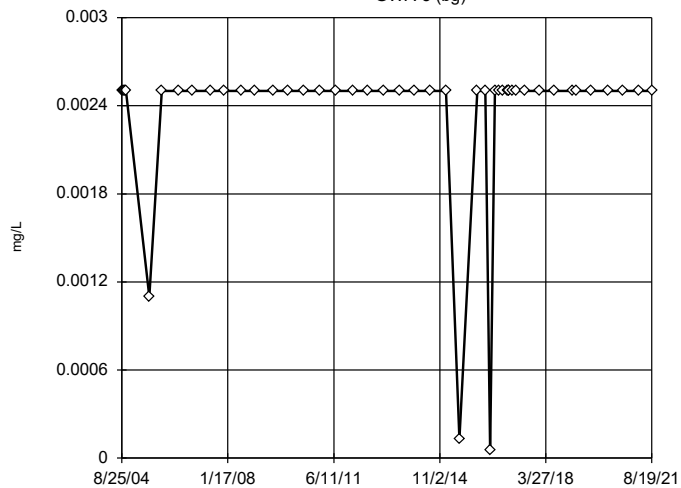
Tukey's Outlier Screening GWA-4A (bg)



n = 44
 No outliers found.
 Tukey's method selected by user.
 Data were square root transformed to achieve best W statistic (graph shown in original units).
 The results were invalidated, because the lower and upper quartiles are equal.

Constituent: Beryllium Analysis Run 8/2/2022 3:57 PM View: Outliers
 Plant McIntosh Client: Southern Company Data: McIntosh LF4 CCR

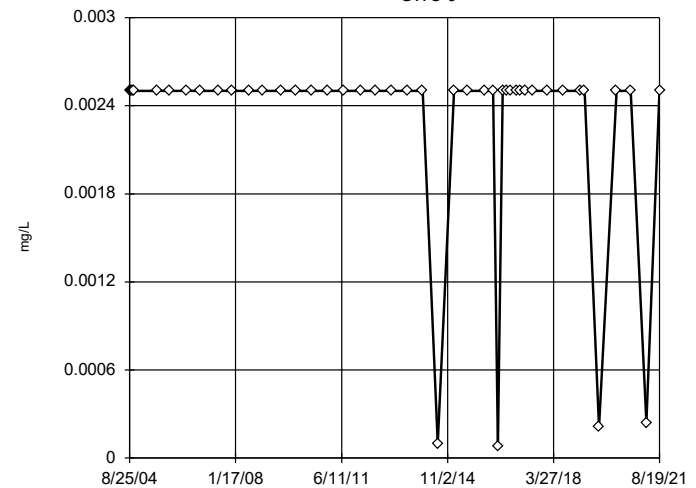
Tukey's Outlier Screening GWA-5 (bg)



n = 46
 No outliers found.
 Tukey's method selected by user.
 Data were square transformed to achieve best W statistic (graph shown in original units).
 The results were invalidated, because the lower and upper quartiles are equal.

Constituent: Beryllium Analysis Run 8/2/2022 3:57 PM View: Outliers
 Plant McIntosh Client: Southern Company Data: McIntosh LF4 CCR

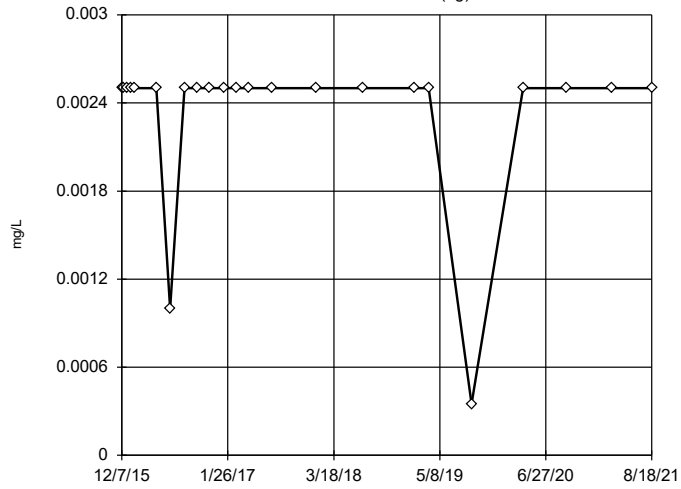
Tukey's Outlier Screening GWC-9



n = 44
 No outliers found.
 Tukey's method selected by user.
 Data were natural log transformed to achieve best W statistic (graph shown in original units).
 The results were invalidated, because the lower and upper quartiles are equal.

Constituent: Beryllium Analysis Run 8/2/2022 3:57 PM View: Outliers
 Plant McIntosh Client: Southern Company Data: McIntosh LF4 CCR

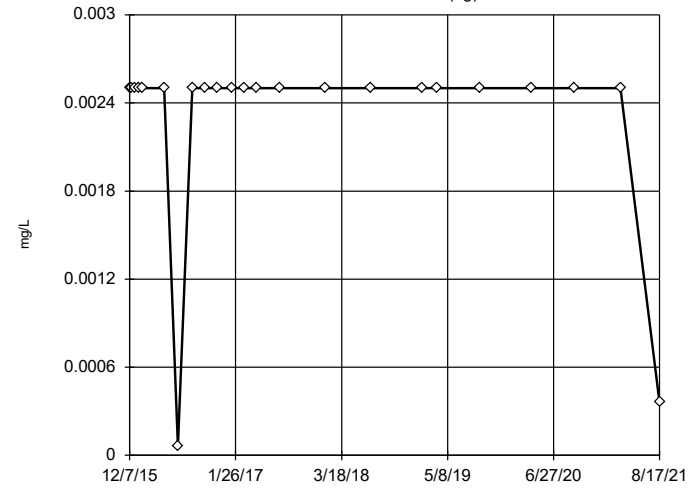
Tukey's Outlier Screening
GWA-13 (bg)



n = 23
No outliers found.
Tukey's method selected by user.
Ladder of Powers transformations did not improve normality; analysis run on raw data.
The results were invalidated, because the lower and upper quartiles are equal.

Constituent: Cadmium Analysis Run 8/2/2022 3:57 PM View: Outliers
Plant McIntosh Client: Southern Company Data: McIntosh LF4 CCR

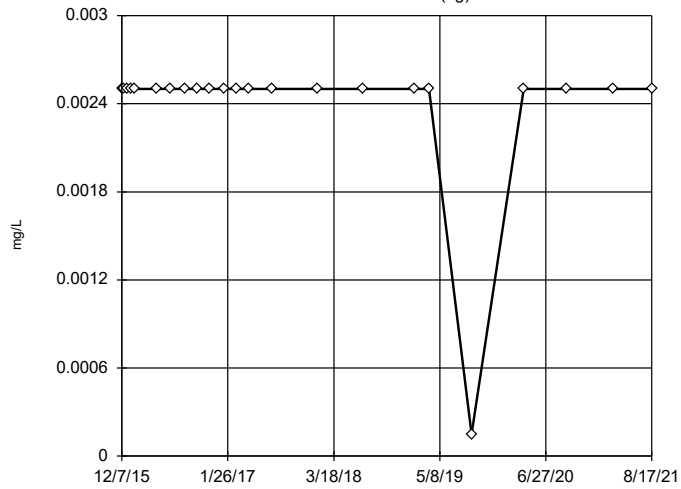
Tukey's Outlier Screening
GWA-14 (bg)



n = 23
No outliers found.
Tukey's method selected by user.
Data were square root transformed to achieve best W statistic (graph shown in original units).
The results were invalidated, because the lower and upper quartiles are equal.

Constituent: Cadmium Analysis Run 8/2/2022 3:57 PM View: Outliers
Plant McIntosh Client: Southern Company Data: McIntosh LF4 CCR

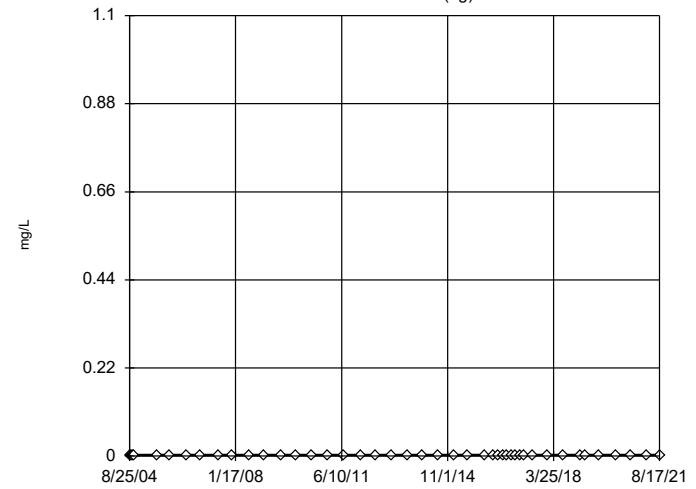
Tukey's Outlier Screening
GWA-16 (bg)



n = 23
No outliers found.
Tukey's method selected by user.
Data were square root transformed to achieve best W statistic (graph shown in original units).
The results were invalidated, because the lower and upper quartiles are equal.

Constituent: Cadmium Analysis Run 8/2/2022 3:58 PM View: Outliers
Plant McIntosh Client: Southern Company Data: McIntosh LF4 CCR

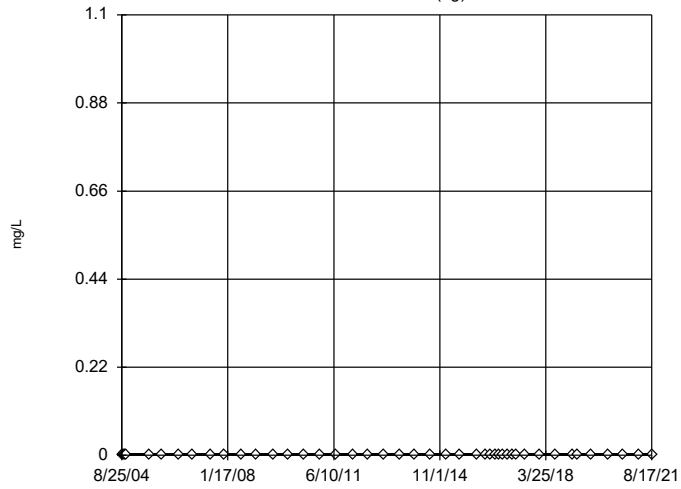
Tukey's Outlier Screening
GWA-2 (bg)



n = 44
No outliers found.
Tukey's method selected by user.
Data were square root transformed to achieve best W statistic (graph shown in original units).
The results were invalidated, because the lower and upper quartiles are equal.

Constituent: Cadmium Analysis Run 8/2/2022 3:58 PM View: Outliers
Plant McIntosh Client: Southern Company Data: McIntosh LF4 CCR

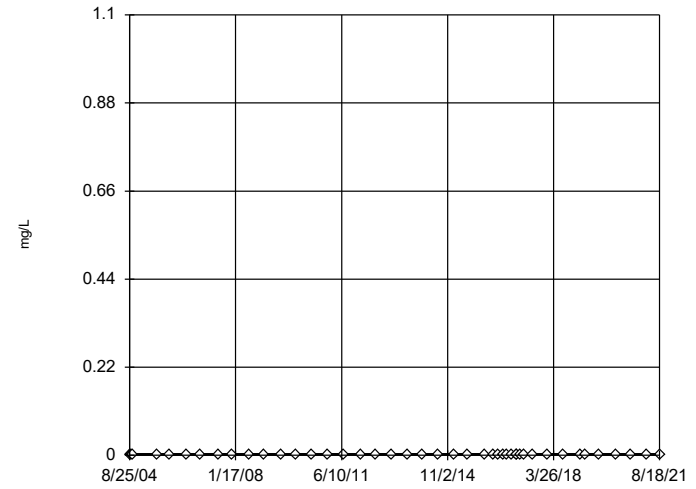
Tukey's Outlier Screening GWA-3 (bg)



n = 44
 No outliers found.
 Tukey's method selected by user.
 Data were square root transformed to achieve best W statistic (graph shown in original units).
 The results were invalidated, because the lower and upper quartiles are equal.

Constituent: Cadmium Analysis Run 8/2/2022 3:58 PM View: Outliers
 Plant McIntosh Client: Southern Company Data: McIntosh LF4 CCR

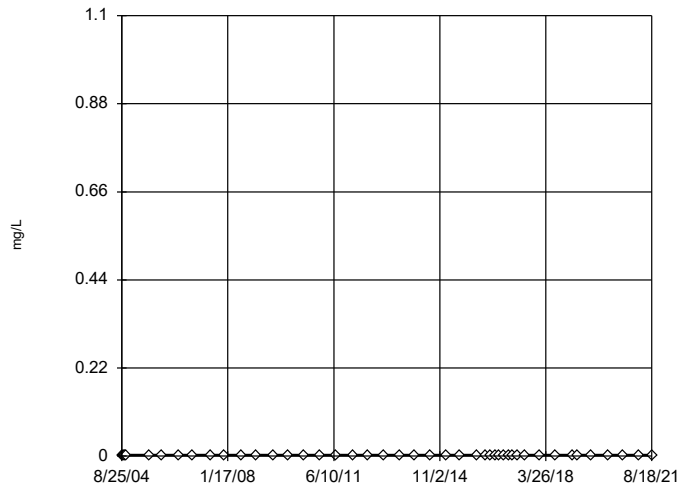
Tukey's Outlier Screening GWC-1



n = 44
 No outliers found.
 Tukey's method selected by user.
 Data were square root transformed to achieve best W statistic (graph shown in original units).
 The results were invalidated, because the lower and upper quartiles are equal.

Constituent: Cadmium Analysis Run 8/2/2022 3:58 PM View: Outliers
 Plant McIntosh Client: Southern Company Data: McIntosh LF4 CCR

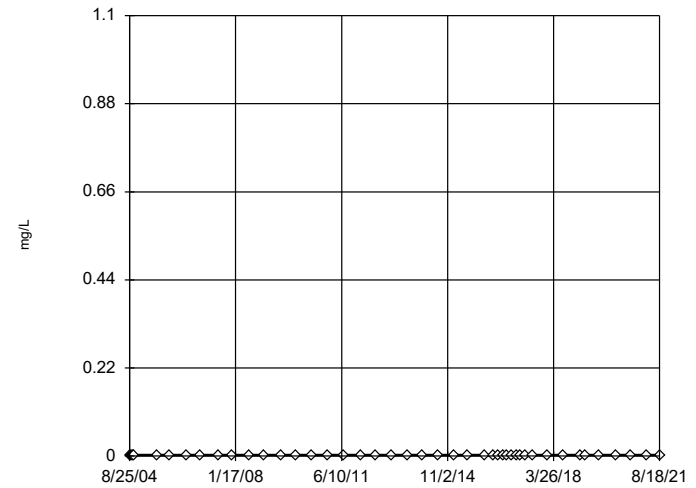
Tukey's Outlier Screening GWC-10



n = 44
 No outliers found.
 Tukey's method selected by user.
 Data were square root transformed to achieve best W statistic (graph shown in original units).
 The results were invalidated, because the lower and upper quartiles are equal.

Constituent: Cadmium Analysis Run 8/2/2022 3:58 PM View: Outliers
 Plant McIntosh Client: Southern Company Data: McIntosh LF4 CCR

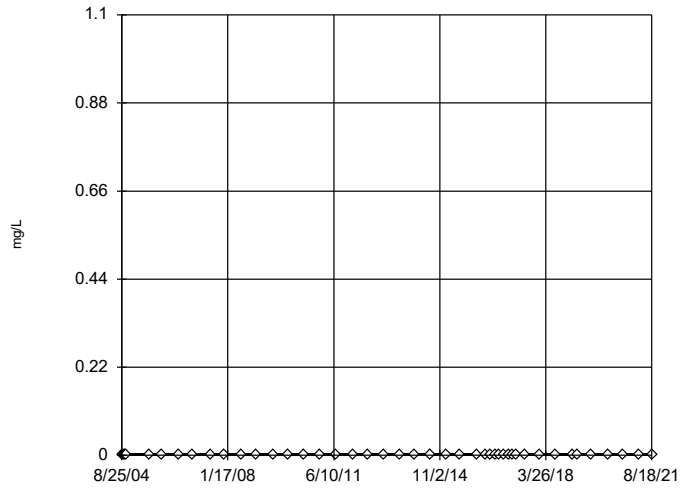
Tukey's Outlier Screening GWC-11



n = 44
 No outliers found.
 Tukey's method selected by user.
 Data were square root transformed to achieve best W statistic (graph shown in original units).
 The results were invalidated, because the lower and upper quartiles are equal.

Constituent: Cadmium Analysis Run 8/2/2022 3:58 PM View: Outliers
 Plant McIntosh Client: Southern Company Data: McIntosh LF4 CCR

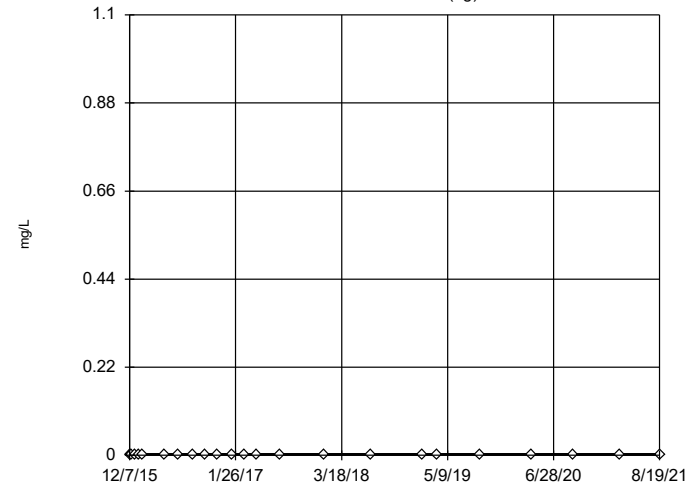
Tukey's Outlier Screening GWC-12



n = 44
No outliers found. Tukey's method selected by user.
Data were square root transformed to achieve best W statistic (graph shown in original units).
The results were invalidated, because the lower and upper quartiles are equal.

Constituent: Cadmium Analysis Run 8/2/2022 3:58 PM View: Outliers
Plant McIntosh Client: Southern Company Data: McIntosh LF4 CCR

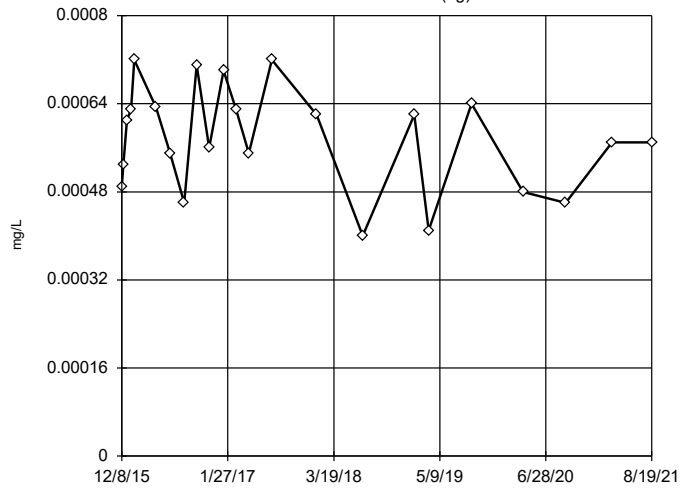
Tukey's Outlier Screening GWA-15 (bg)



n = 23
No outliers found. Tukey's method selected by user.
Data were square root transformed to achieve best W statistic (graph shown in original units).
The results were invalidated, because the lower and upper quartiles are equal.

Constituent: Cadmium Analysis Run 8/2/2022 3:58 PM View: Outliers
Plant McIntosh Client: Southern Company Data: McIntosh LF4 CCR

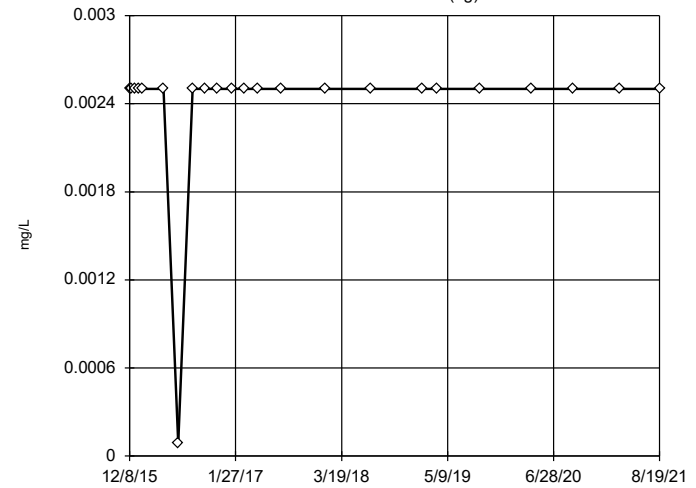
Tukey's Outlier Screening GWC-17 (bg)



n = 23
No outliers found. Tukey's method selected by user.
Ladder of Powers transformations did not improve normality; analysis run on raw data.
High cutoff = 0.001062, low cutoff = 0.000061, based on IQR multiplier of 3.

Constituent: Cadmium Analysis Run 8/2/2022 3:58 PM View: Outliers
Plant McIntosh Client: Southern Company Data: McIntosh LF4 CCR

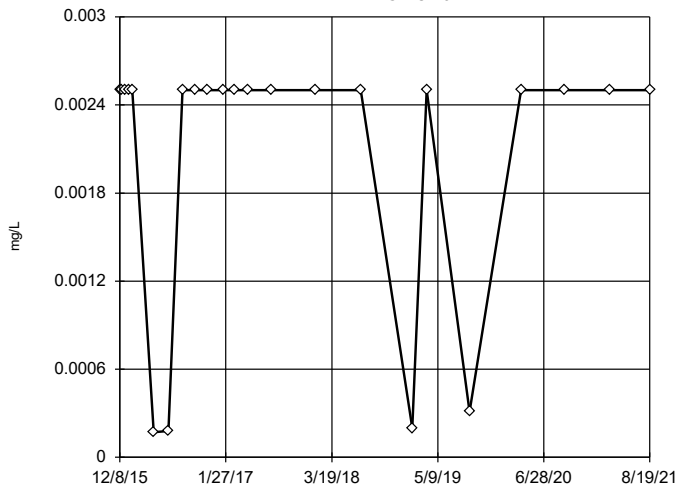
Tukey's Outlier Screening GWC-18 (bg)



n = 23
No outliers found. Tukey's method selected by user.
Data were cube root transformed to achieve best W statistic (graph shown in original units).
The results were invalidated, because the lower and upper quartiles are equal.

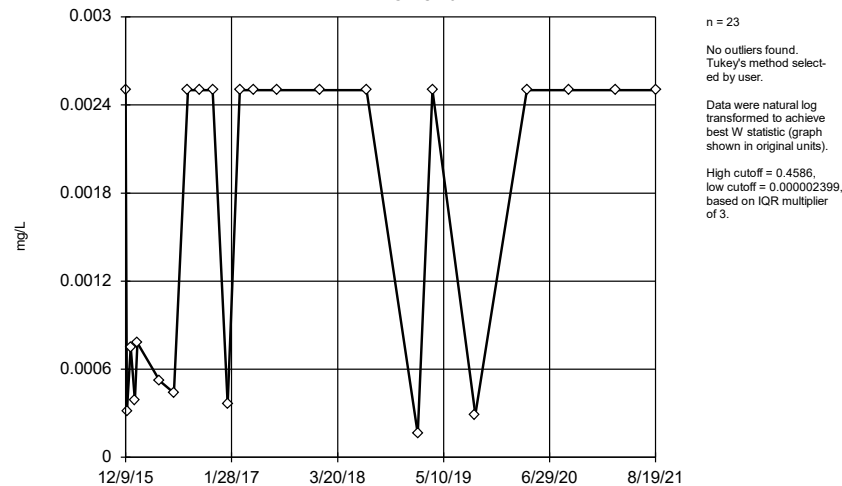
Constituent: Cadmium Analysis Run 8/2/2022 3:58 PM View: Outliers
Plant McIntosh Client: Southern Company Data: McIntosh LF4 CCR

Tukey's Outlier Screening GWC-19



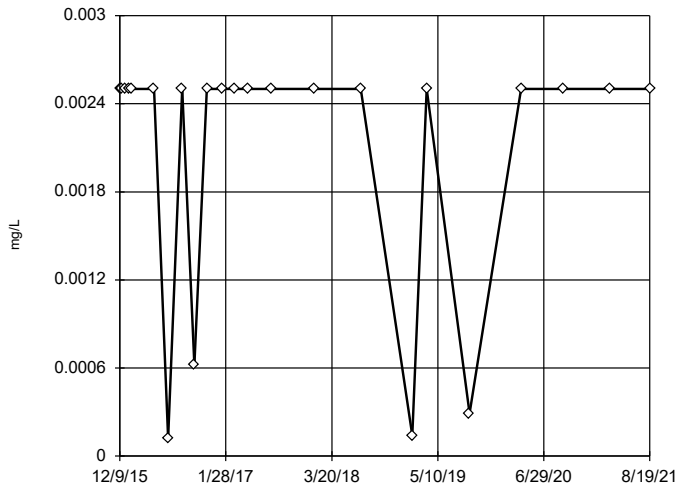
Constituent: Cadmium Analysis Run 8/2/2022 3:58 PM View: Outliers
 Plant McIntosh Client: Southern Company Data: McIntosh LF4 CCR

Tukey's Outlier Screening GWC-20



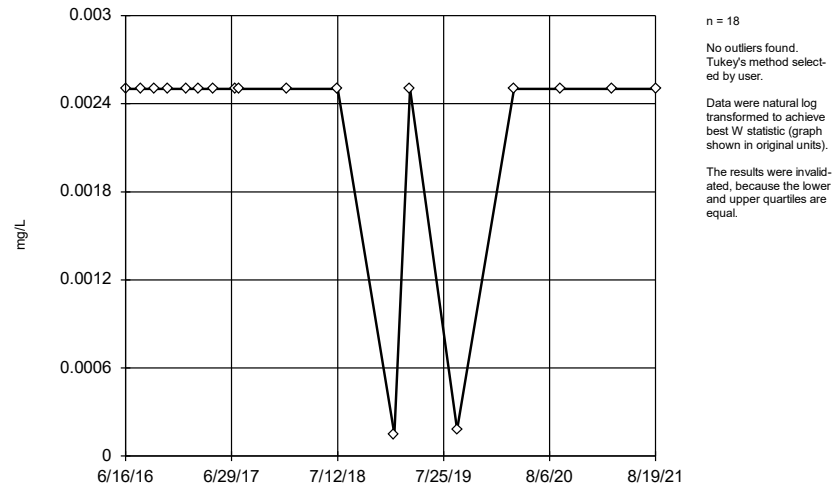
Constituent: Cadmium Analysis Run 8/2/2022 3:58 PM View: Outliers
 Plant McIntosh Client: Southern Company Data: McIntosh LF4 CCR

Tukey's Outlier Screening GWC-21



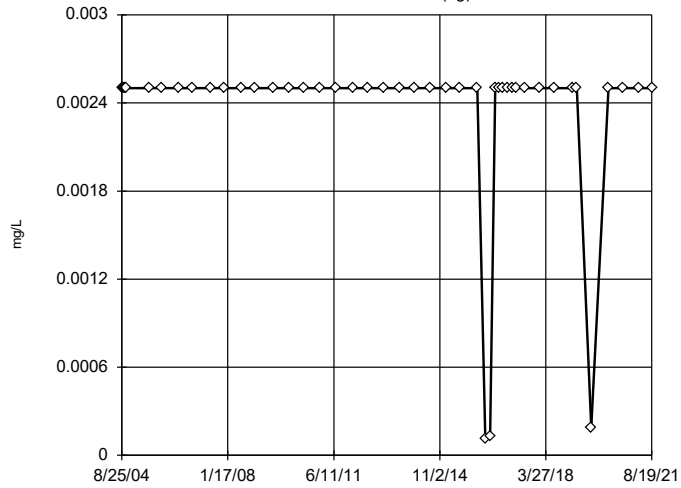
Constituent: Cadmium Analysis Run 8/2/2022 3:58 PM View: Outliers
 Plant McIntosh Client: Southern Company Data: McIntosh LF4 CCR

Tukey's Outlier Screening GWC-23



Constituent: Cadmium Analysis Run 8/2/2022 3:58 PM View: Outliers
 Plant McIntosh Client: Southern Company Data: McIntosh LF4 CCR

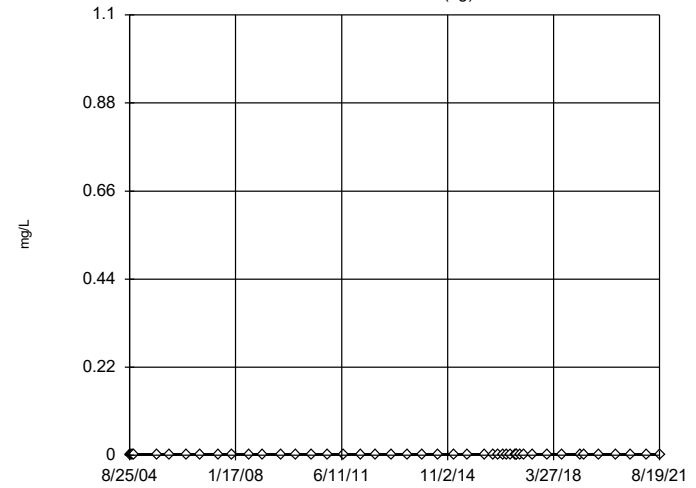
Tukey's Outlier Screening
GWA-4A (bg)



n = 44
No outliers found. Tukey's method selected by user.
Data were natural log transformed to achieve best W statistic (graph shown in original units).
The results were invalidated, because the lower and upper quartiles are equal.

Constituent: Cadmium Analysis Run 8/2/2022 3:58 PM View: Outliers
Plant McIntosh Client: Southern Company Data: McIntosh LF4 CCR

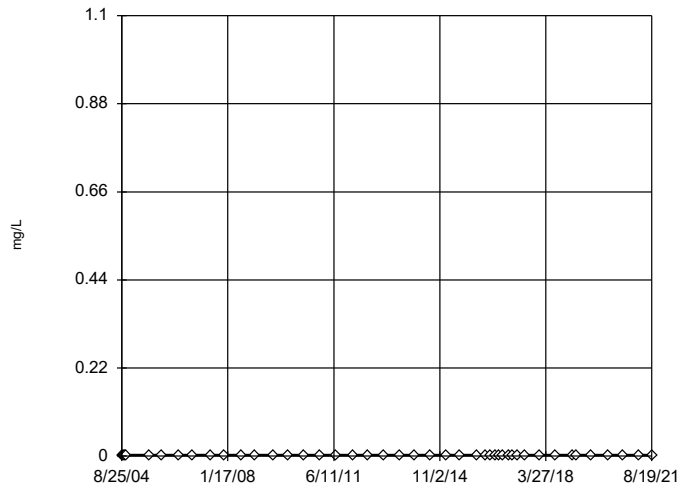
Tukey's Outlier Screening
GWA-5 (bg)



n = 46
No outliers found. Tukey's method selected by user.
Data were square root transformed to achieve best W statistic (graph shown in original units).
The results were invalidated, because the lower and upper quartiles are equal.

Constituent: Cadmium Analysis Run 8/2/2022 3:58 PM View: Outliers
Plant McIntosh Client: Southern Company Data: McIntosh LF4 CCR

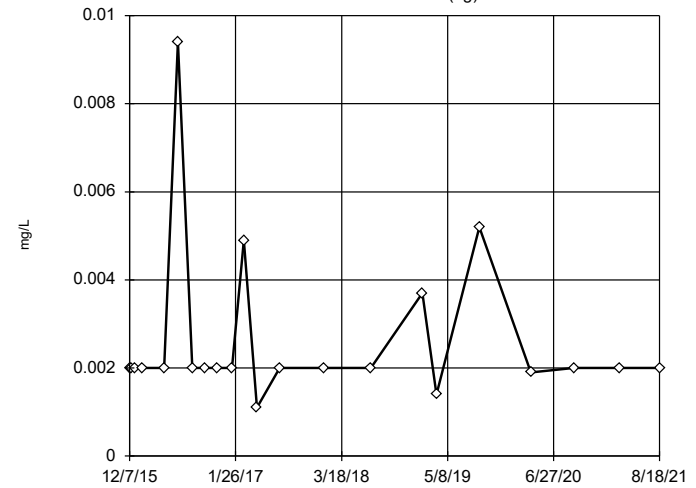
Tukey's Outlier Screening
GWC-9



n = 44
No outliers found. Tukey's method selected by user.
Data were square root transformed to achieve best W statistic (graph shown in original units).
The results were invalidated, because the lower and upper quartiles are equal.

Constituent: Cadmium Analysis Run 8/2/2022 3:58 PM View: Outliers
Plant McIntosh Client: Southern Company Data: McIntosh LF4 CCR

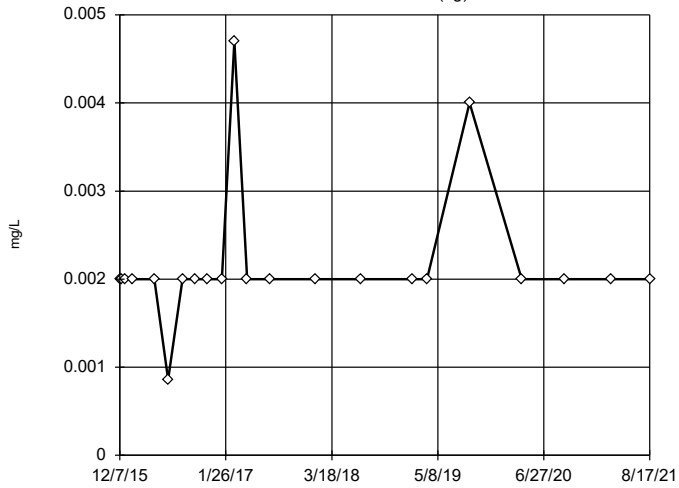
Tukey's Outlier Screening
GWA-13 (bg)



n = 22
No outliers found. Tukey's method selected by user.
Data were natural log transformed to achieve best W statistic (graph shown in original units).
The results were invalidated, because the lower and upper quartiles are equal.

Constituent: Chromium Analysis Run 8/2/2022 3:58 PM View: Outliers
Plant McIntosh Client: Southern Company Data: McIntosh LF4 CCR

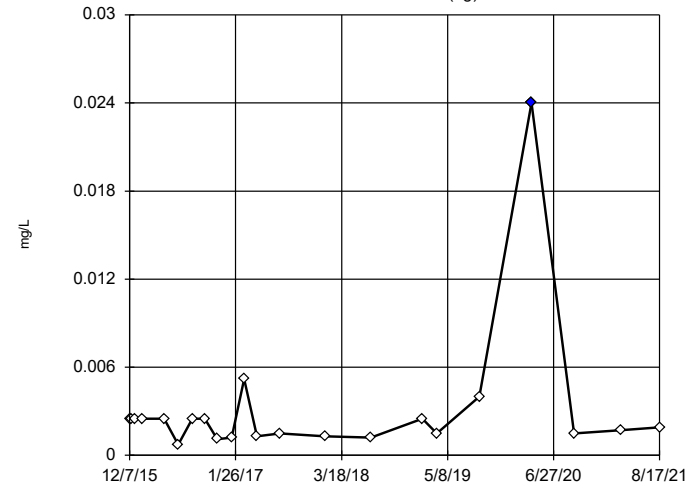
Tukey's Outlier Screening
GWA-14 (bg)



n = 22
No outliers found.
Tukey's method selected by user.
Data were natural log transformed to achieve best W statistic (graph shown in original units).
The results were invalidated, because the lower and upper quartiles are equal.

Constituent: Chromium Analysis Run 8/2/2022 3:58 PM View: Outliers
Plant McIntosh Client: Southern Company Data: McIntosh LF4 CCR

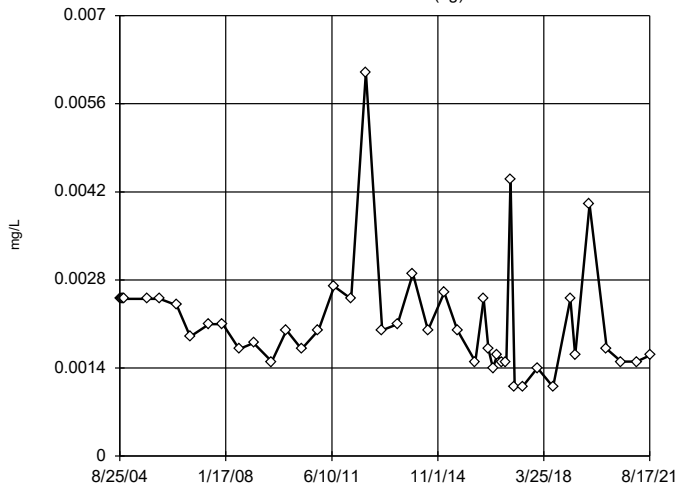
Tukey's Outlier Screening
GWA-16 (bg)



n = 22
Outlier is drawn as solid.
Tukey's method selected by user.
Data were natural log transformed to achieve best W statistic (graph shown in original units).
High cutoff = 0.01778,
low cutoff = 0.0001828,
based on IQR multiplier of 3.

Constituent: Chromium Analysis Run 8/2/2022 3:58 PM View: Outliers
Plant McIntosh Client: Southern Company Data: McIntosh LF4 CCR

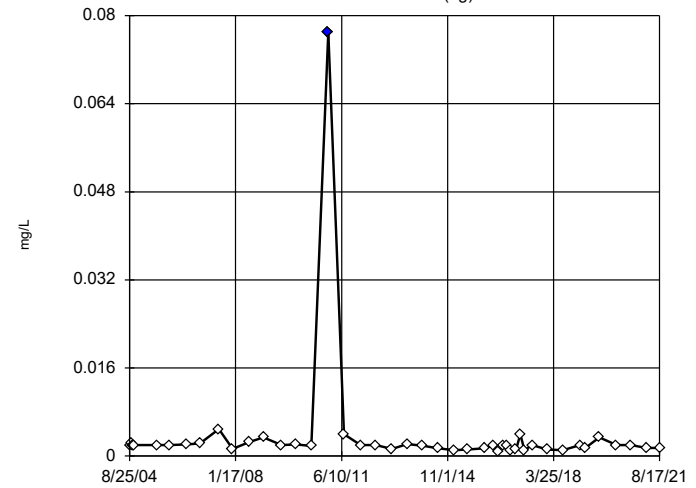
Tukey's Outlier Screening
GWA-2 (bg)



n = 44
No outliers found.
Tukey's method selected by user.
Data were natural log transformed to achieve best W statistic (graph shown in original units).
High cutoff = 0.01051,
low cutoff = 0.0003686,
based on IQR multiplier of 3.

Constituent: Chromium Analysis Run 8/2/2022 3:58 PM View: Outliers
Plant McIntosh Client: Southern Company Data: McIntosh LF4 CCR

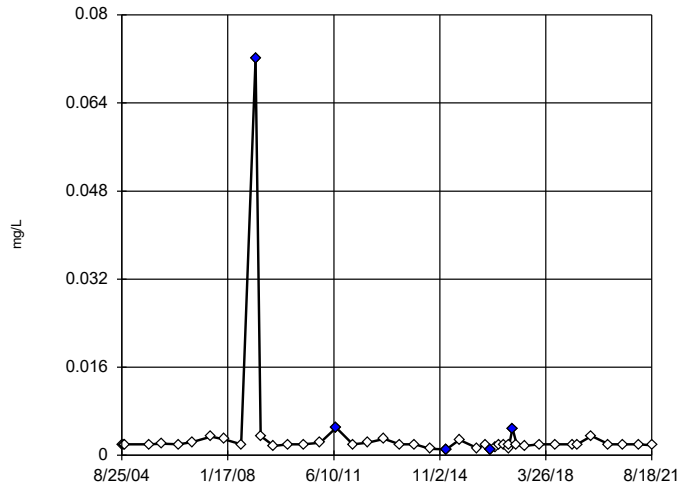
Tukey's Outlier Screening
GWA-3 (bg)



n = 44
Outlier is drawn as solid.
Tukey's method selected by user.
Data were natural log transformed to achieve best W statistic (graph shown in original units).
High cutoff = 0.007087,
low cutoff = 0.0004148,
based on IQR multiplier of 3.

Constituent: Chromium Analysis Run 8/2/2022 3:58 PM View: Outliers
Plant McIntosh Client: Southern Company Data: McIntosh LF4 CCR

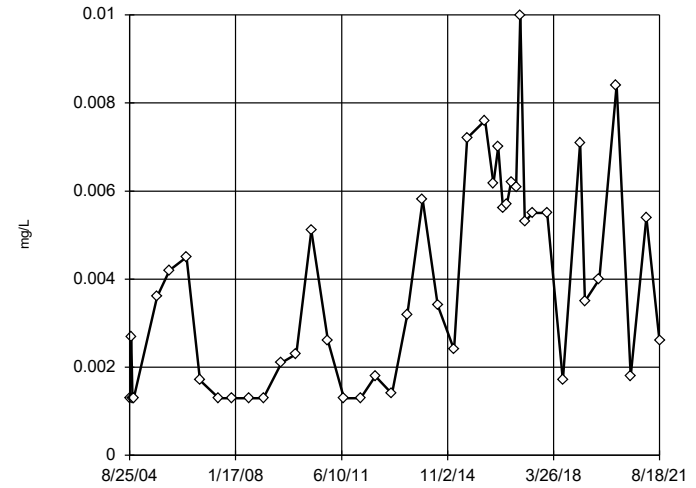
Tukey's Outlier Screening
GWC-1



n = 45
 Outliers are drawn as solid.
 Tukey's method selected by user.
 Data were natural log transformed to achieve best W statistic (graph shown in original units).
 High cutoff = 0.003778, low cutoff = 0.001187, based on IQR multiplier of 3.

Constituent: Chromium Analysis Run 8/2/2022 3:58 PM View: Outliers
 Plant McIntosh Client: Southern Company Data: McIntosh LF4 CCR

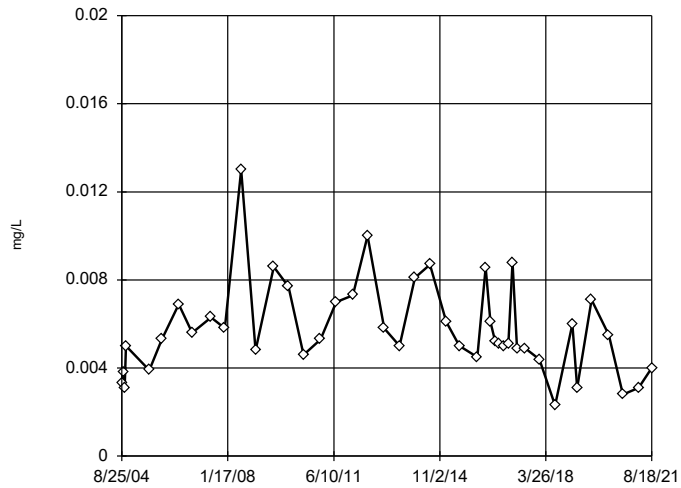
Tukey's Outlier Screening
GWC-10



n = 44
 No outliers found.
 Tukey's method selected by user.
 Data were square root transformed to achieve best W statistic (graph shown in original units).
 High cutoff = 0.03132, low cutoff = -0.003669, based on IQR multiplier of 3.

Constituent: Chromium Analysis Run 8/2/2022 3:58 PM View: Outliers
 Plant McIntosh Client: Southern Company Data: McIntosh LF4 CCR

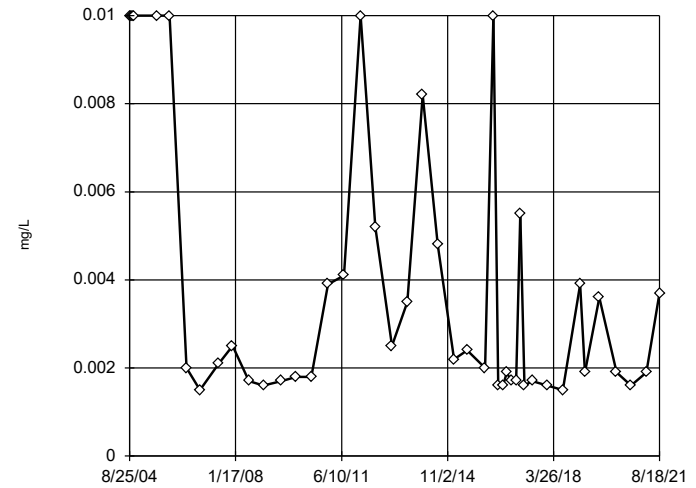
Tukey's Outlier Screening
GWC-11



n = 44
 No outliers found.
 Tukey's method selected by user.
 Data were natural log transformed to achieve best W statistic (graph shown in original units).
 High cutoff = 0.02477, low cutoff = 0.001276, based on IQR multiplier of 3.

Constituent: Chromium Analysis Run 8/2/2022 3:58 PM View: Outliers
 Plant McIntosh Client: Southern Company Data: McIntosh LF4 CCR

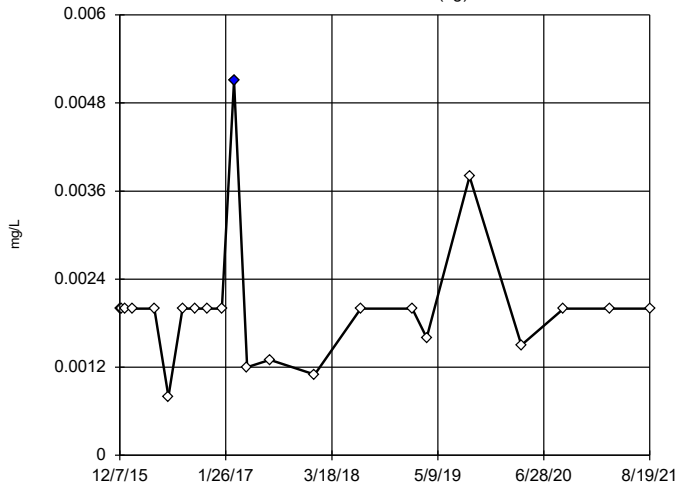
Tukey's Outlier Screening
GWC-12



n = 44
 No outliers found.
 Tukey's method selected by user.
 Data were natural log transformed to achieve best W statistic (graph shown in original units).
 High cutoff = 0.1268, low cutoff = 0.00006698, based on IQR multiplier of 3.

Constituent: Chromium Analysis Run 8/2/2022 3:58 PM View: Outliers
 Plant McIntosh Client: Southern Company Data: McIntosh LF4 CCR

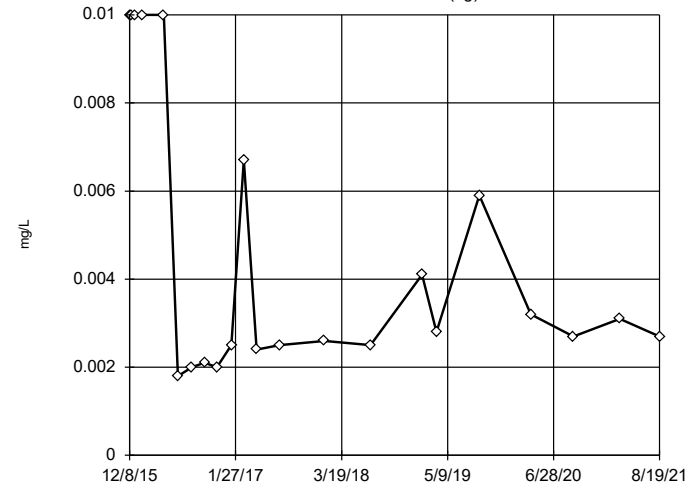
Tukey's Outlier Screening
GWA-15 (bg)



n = 22
Outlier is drawn as solid. Tukey's method selected by user.
Data were natural log transformed to achieve best W statistic (graph shown in original units).
High cutoff = 0.004303, low cutoff = 0.00072, based on IQR multiplier of 3.

Constituent: Chromium Analysis Run 8/2/2022 3:58 PM View: Outliers
Plant McIntosh Client: Southern Company Data: McIntosh LF4 CCR

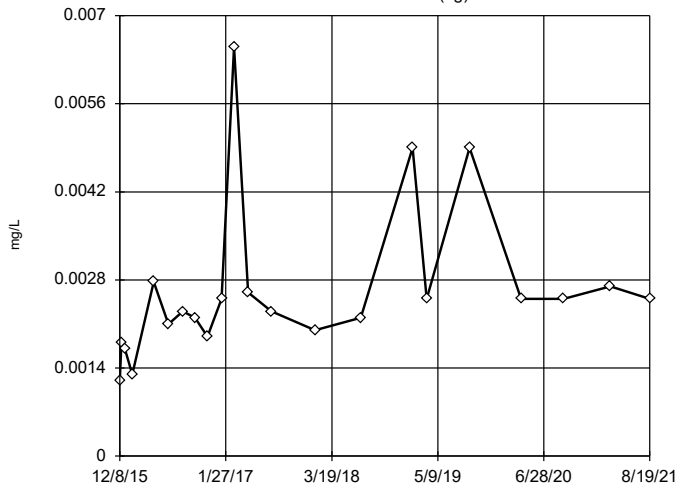
Tukey's Outlier Screening
GWC-17 (bg)



n = 22
No outliers found. Tukey's method selected by user.
Data were natural log transformed to achieve best W statistic (graph shown in original units).
High cutoff = 0.3054, low cutoff = 0.00006564, based on IQR multiplier of 3.

Constituent: Chromium Analysis Run 8/2/2022 3:58 PM View: Outliers
Plant McIntosh Client: Southern Company Data: McIntosh LF4 CCR

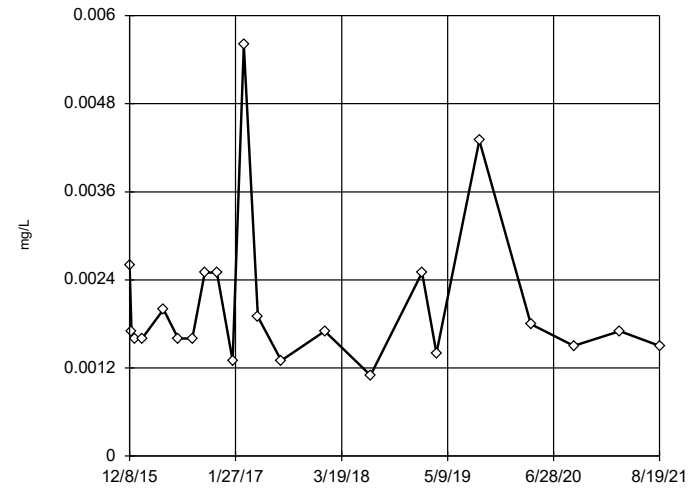
Tukey's Outlier Screening
GWC-18 (bg)



n = 22
No outliers found. Tukey's method selected by user.
Data were natural log transformed to achieve best W statistic (graph shown in original units).
High cutoff = 0.006653, low cutoff = 0.0007764, based on IQR multiplier of 3.

Constituent: Chromium Analysis Run 8/2/2022 3:58 PM View: Outliers
Plant McIntosh Client: Southern Company Data: McIntosh LF4 CCR

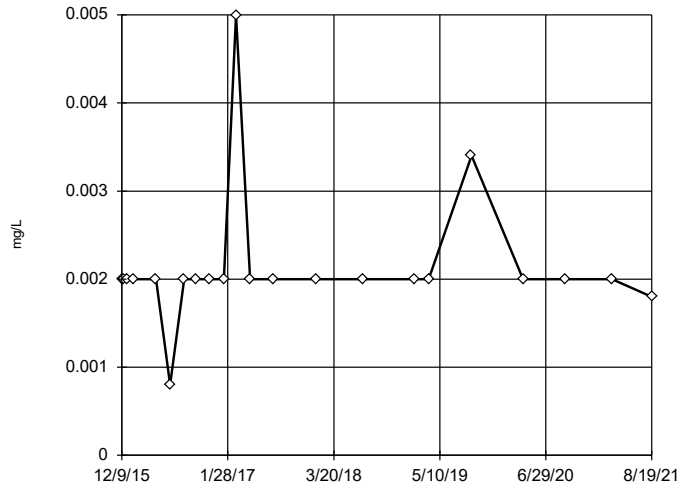
Tukey's Outlier Screening
GWC-19



n = 22
No outliers found. Tukey's method selected by user.
Data were natural log transformed to achieve best W statistic (graph shown in original units).
High cutoff = 0.01157, low cutoff = 0.000324, based on IQR multiplier of 3.

Constituent: Chromium Analysis Run 8/2/2022 3:58 PM View: Outliers
Plant McIntosh Client: Southern Company Data: McIntosh LF4 CCR

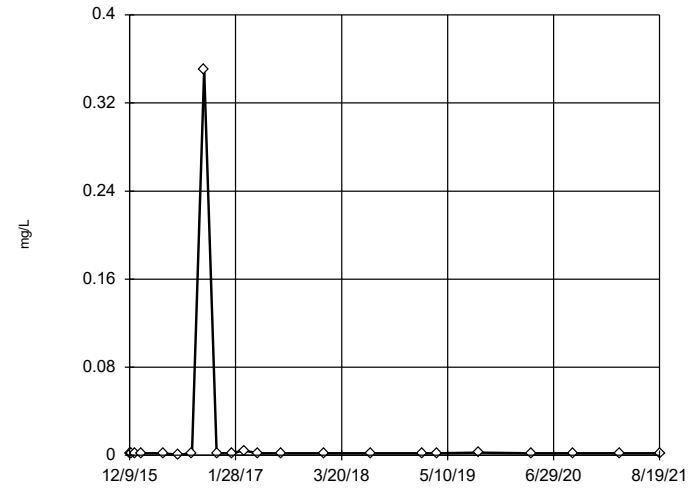
Tukey's Outlier Screening
GWC-20



n = 22
No outliers found. Tukey's method selected by user.
Data were natural log transformed to achieve best W statistic (graph shown in original units).
The results were invalidated, because the lower and upper quartiles are equal.

Constituent: Chromium Analysis Run 8/2/2022 3:58 PM View: Outliers
Plant McIntosh Client: Southern Company Data: McIntosh LF4 CCR

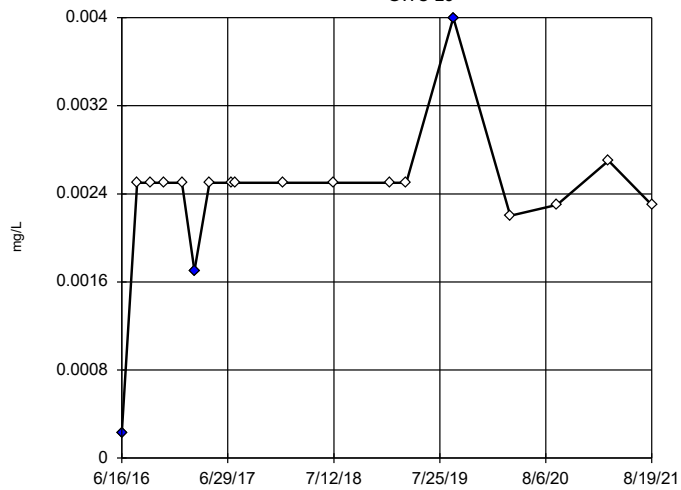
Tukey's Outlier Screening
GWC-21



n = 22
No outliers found. Tukey's method selected by user.
Data were natural log transformed to achieve best W statistic (graph shown in original units).
The results were invalidated, because the lower and upper quartiles are equal.

Constituent: Chromium Analysis Run 8/2/2022 3:58 PM View: Outliers
Plant McIntosh Client: Southern Company Data: McIntosh LF4 CCR

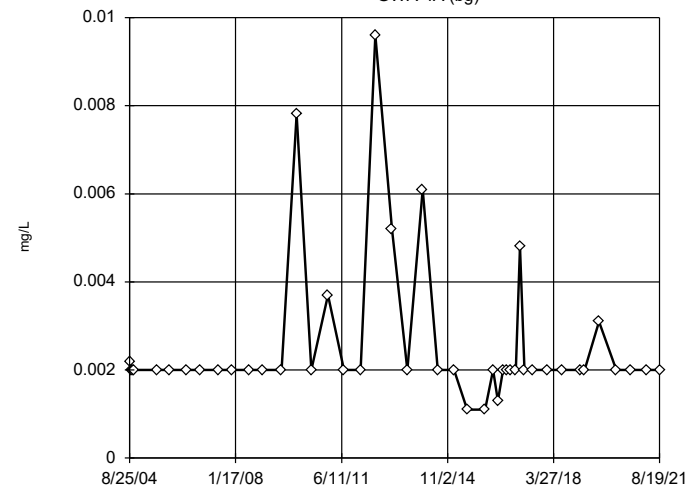
Tukey's Outlier Screening
GWC-23



n = 18
Outliers are drawn as solid.
Tukey's method selected by user.
Ladder of Powers transformations did not improve normality; analysis run on raw data.
High cutoff = 0.0031, low cutoff = 0.0017, based on IQR multiplier of 3.

Constituent: Chromium Analysis Run 8/2/2022 3:58 PM View: Outliers
Plant McIntosh Client: Southern Company Data: McIntosh LF4 CCR

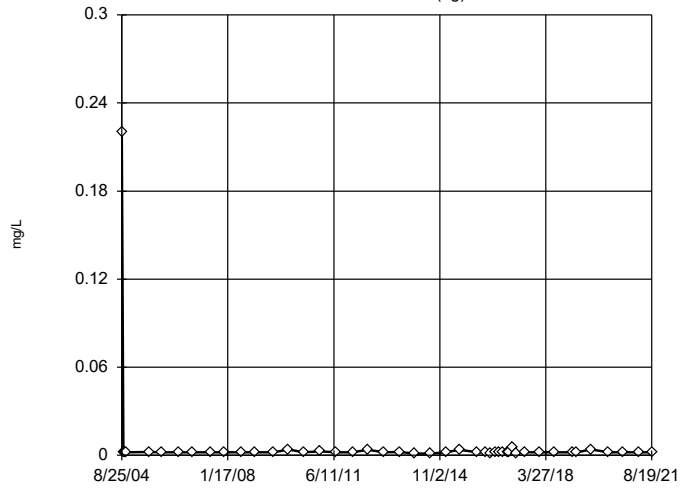
Tukey's Outlier Screening
GWA-4A (bg)



n = 44
No outliers found. Tukey's method selected by user.
Data were natural log transformed to achieve best W statistic (graph shown in original units).
The results were invalidated, because the lower and upper quartiles are equal.

Constituent: Chromium Analysis Run 8/2/2022 3:58 PM View: Outliers
Plant McIntosh Client: Southern Company Data: McIntosh LF4 CCR

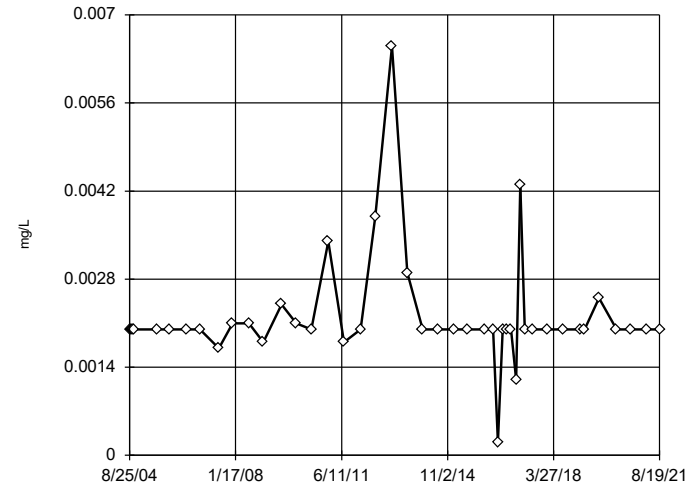
Tukey's Outlier Screening GWA-5 (bg)



n = 46
 No outliers found.
 Tukey's method selected by user.
 Data were natural log transformed to achieve best W statistic (graph shown in original units).
 The results were invalidated, because the lower and upper quartiles are equal.

Constituent: Chromium Analysis Run 8/2/2022 3:58 PM View: Outliers
 Plant McIntosh Client: Southern Company Data: McIntosh LF4 CCR

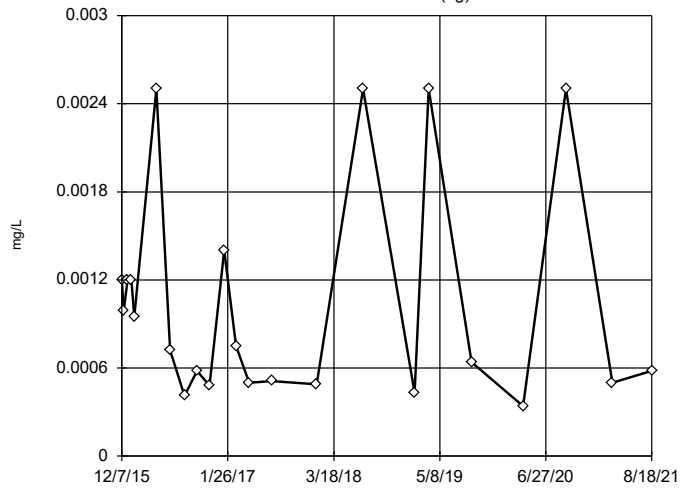
Tukey's Outlier Screening GWC-9



n = 44
 No outliers found.
 Tukey's method selected by user.
 Data were square root transformed to achieve best W statistic (graph shown in original units).
 The results were invalidated, because the lower and upper quartiles are equal.

Constituent: Chromium Analysis Run 8/2/2022 3:58 PM View: Outliers
 Plant McIntosh Client: Southern Company Data: McIntosh LF4 CCR

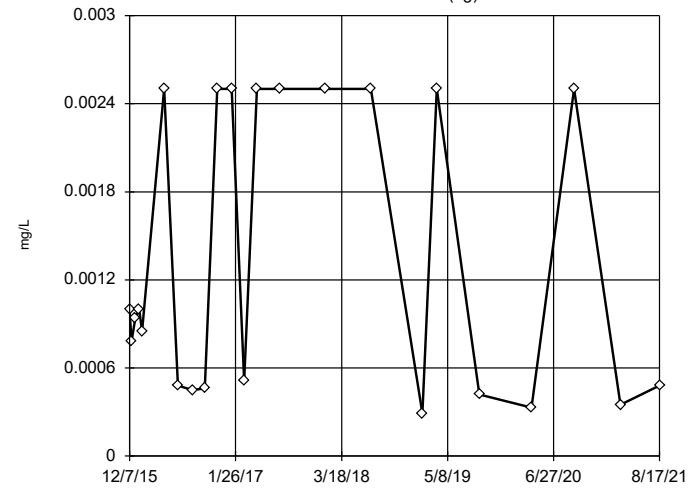
Tukey's Outlier Screening GWA-13 (bg)



n = 23
 No outliers found.
 Tukey's method selected by user.
 Data were natural log transformed to achieve best W statistic (graph shown in original units).
 High cutoff = 0.01659,
 low cutoff = 0.00003617,
 based on IQR multiplier of 3.

Constituent: Cobalt Analysis Run 8/2/2022 3:58 PM View: Outliers
 Plant McIntosh Client: Southern Company Data: McIntosh LF4 CCR

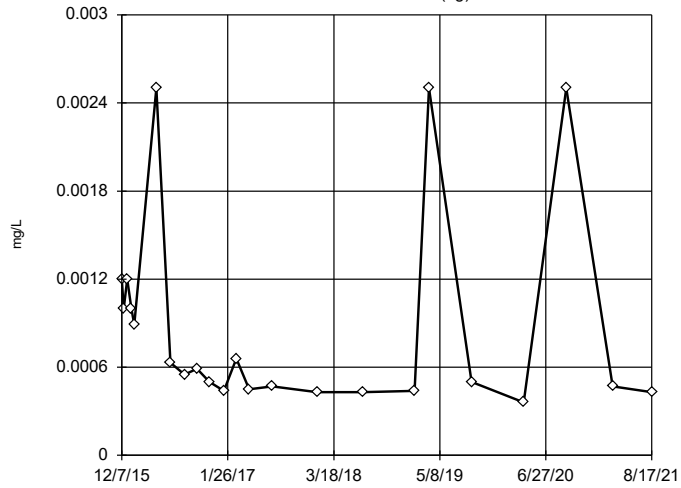
Tukey's Outlier Screening GWA-14 (bg)



n = 23
 No outliers found.
 Tukey's method selected by user.
 Data were natural log transformed to achieve best W statistic (graph shown in original units).
 High cutoff = 0.4013,
 low cutoff = 0.00002866,
 based on IQR multiplier of 3.

Constituent: Cobalt Analysis Run 8/2/2022 3:58 PM View: Outliers
 Plant McIntosh Client: Southern Company Data: McIntosh LF4 CCR

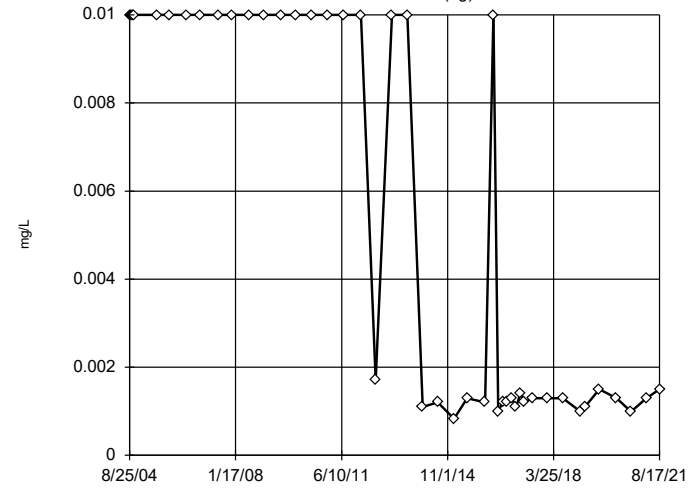
Tukey's Outlier Screening
GWA-16 (bg)



n = 23
No outliers found. Tukey's method selected by user.
Data were natural log transformed to achieve best W statistic (graph shown in original units).
High cutoff = 0.01174, low cutoff = 0.00003748, based on IQR multiplier of 3.

Constituent: Cobalt Analysis Run 8/2/2022 3:58 PM View: Outliers
Plant McIntosh Client: Southern Company Data: McIntosh LF4 CCR

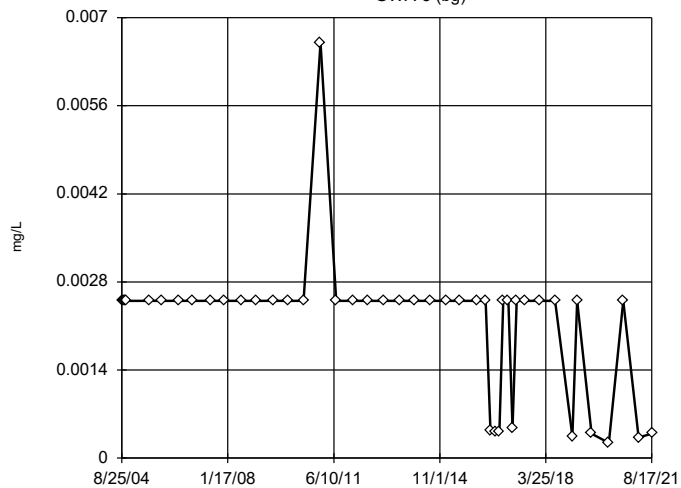
Tukey's Outlier Screening
GWA-2 (bg)



n = 44
No outliers found. Tukey's method selected by user.
Data were natural log transformed to achieve best W statistic (graph shown in original units).
High cutoff = 5.787, low cutoff = 0.000002074, based on IQR multiplier of 3.

Constituent: Cobalt Analysis Run 8/2/2022 3:58 PM View: Outliers
Plant McIntosh Client: Southern Company Data: McIntosh LF4 CCR

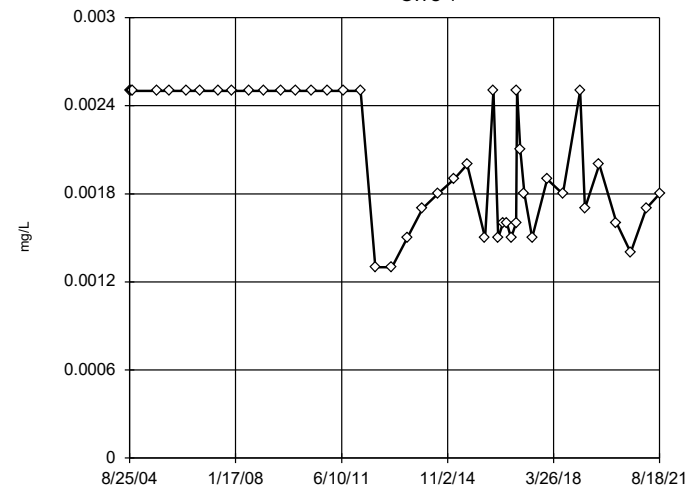
Tukey's Outlier Screening
GWA-3 (bg)



n = 44
No outliers found. Tukey's method selected by user.
Data were square root transformed to achieve best W statistic (graph shown in original units).
The results were invalidated, because the lower and upper quartiles are equal.

Constituent: Cobalt Analysis Run 8/2/2022 3:58 PM View: Outliers
Plant McIntosh Client: Southern Company Data: McIntosh LF4 CCR

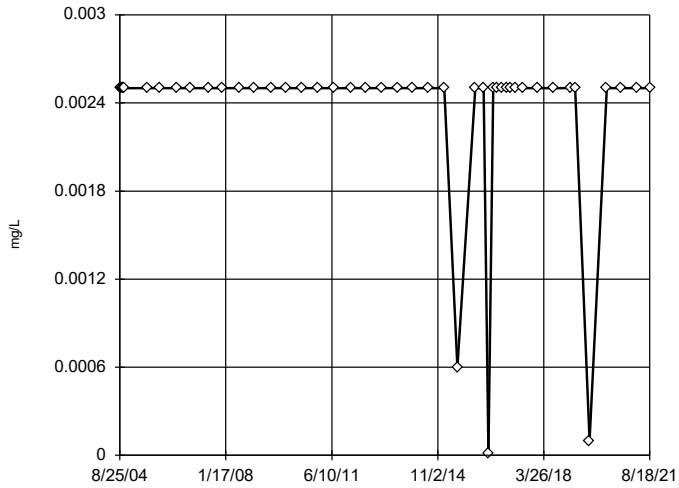
Tukey's Outlier Screening
GWC-1



n = 44
No outliers found. Tukey's method selected by user.
Data were natural log transformed to achieve best W statistic (graph shown in original units).
High cutoff = 0.009537, low cutoff = 0.0004194, based on IQR multiplier of 3.

Constituent: Cobalt Analysis Run 8/2/2022 3:58 PM View: Outliers
Plant McIntosh Client: Southern Company Data: McIntosh LF4 CCR

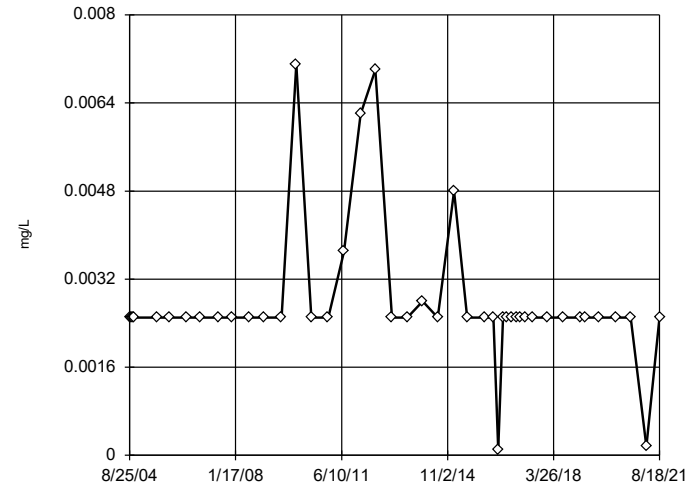
Tukey's Outlier Screening
GWC-10



n = 44
No outliers found.
Tukey's method selected by user.
Data were square root transformed to achieve best W statistic (graph shown in original units).
The results were invalidated, because the lower and upper quartiles are equal.

Constituent: Cobalt Analysis Run 8/2/2022 3:58 PM View: Outliers
Plant McIntosh Client: Southern Company Data: McIntosh LF4 CCR

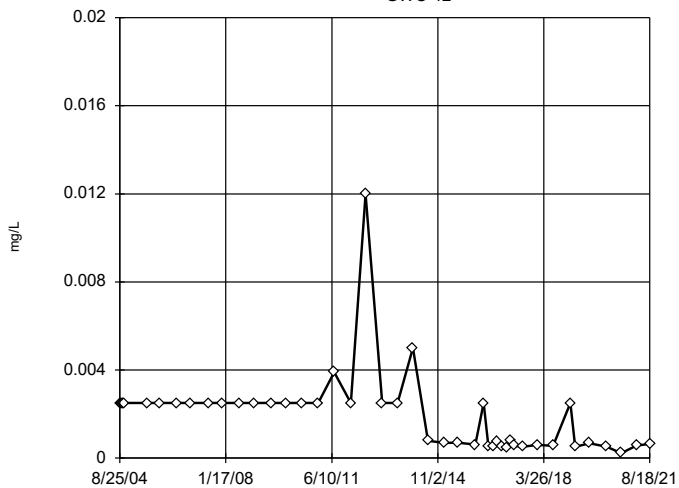
Tukey's Outlier Screening
GWC-11



n = 44
No outliers found.
Tukey's method selected by user.
Data were square root transformed to achieve best W statistic (graph shown in original units).
The results were invalidated, because the lower and upper quartiles are equal.

Constituent: Cobalt Analysis Run 8/2/2022 3:58 PM View: Outliers
Plant McIntosh Client: Southern Company Data: McIntosh LF4 CCR

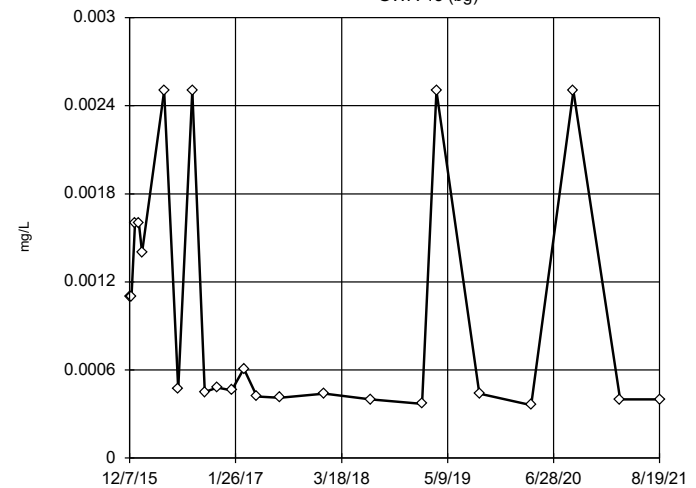
Tukey's Outlier Screening
GWC-12



n = 44
No outliers found.
Tukey's method selected by user.
Data were natural log transformed to achieve best W statistic (graph shown in original units).
High cutoff = 0.1903, low cutoff = 0.000007751, based on IQR multiplier of 3.

Constituent: Cobalt Analysis Run 8/2/2022 3:58 PM View: Outliers
Plant McIntosh Client: Southern Company Data: McIntosh LF4 CCR

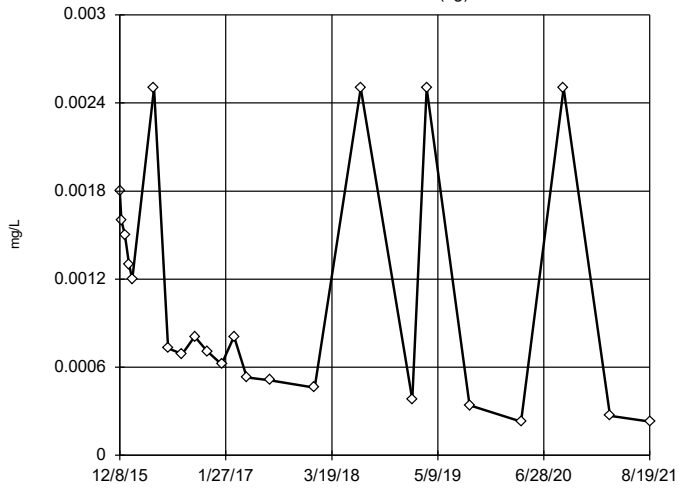
Tukey's Outlier Screening
GWA-15 (bg)



n = 23
No outliers found.
Tukey's method selected by user.
Data were natural log transformed to achieve best W statistic (graph shown in original units).
High cutoff = 0.09509, low cutoff = 0.000006899, based on IQR multiplier of 3.

Constituent: Cobalt Analysis Run 8/2/2022 3:58 PM View: Outliers
Plant McIntosh Client: Southern Company Data: McIntosh LF4 CCR

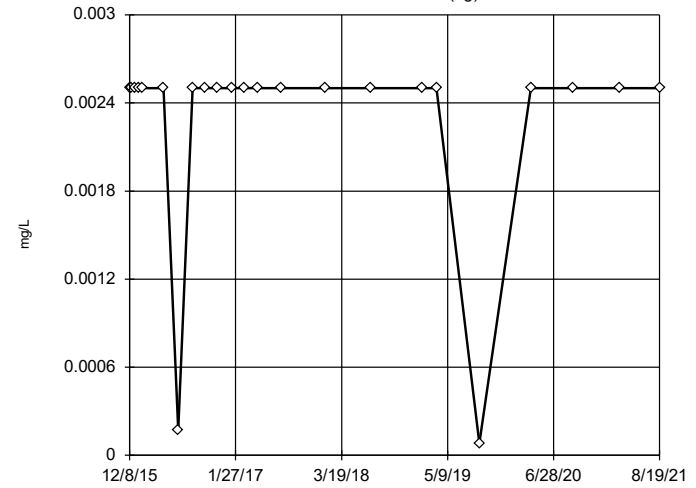
Tukey's Outlier Screening
GWC-17 (bg)



n = 23
No outliers found. Tukey's method selected by user.
Data were natural log transformed to achieve best W statistic (graph shown in original units).
High cutoff = 0.06733, low cutoff = 0.00001093, based on IQR multiplier of 3.

Constituent: Cobalt Analysis Run 8/2/2022 3:58 PM View: Outliers
Plant McIntosh Client: Southern Company Data: McIntosh LF4 CCR

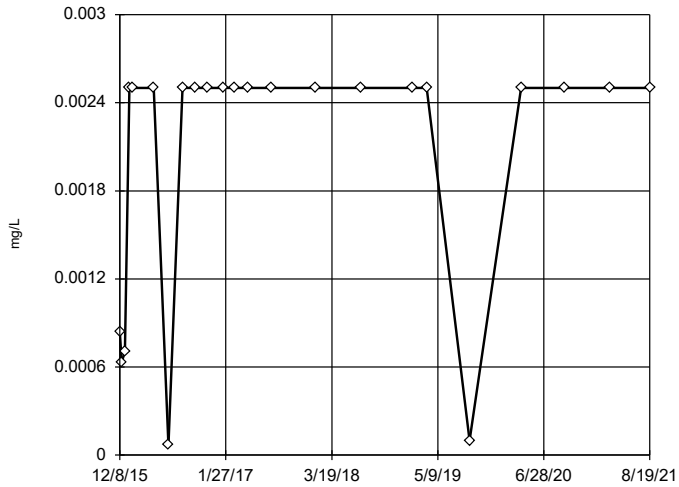
Tukey's Outlier Screening
GWC-18 (bg)



n = 23
No outliers found. Tukey's method selected by user.
Data were natural log transformed to achieve best W statistic (graph shown in original units).
The results were invalidated, because the lower and upper quartiles are equal.

Constituent: Cobalt Analysis Run 8/2/2022 3:58 PM View: Outliers
Plant McIntosh Client: Southern Company Data: McIntosh LF4 CCR

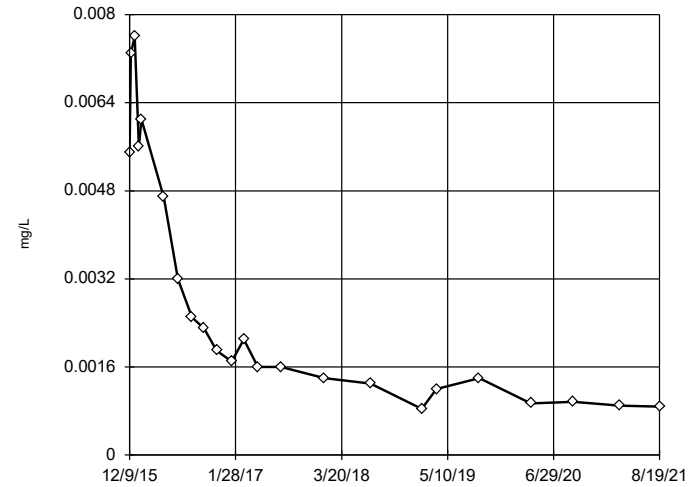
Tukey's Outlier Screening
GWC-19



n = 23
No outliers found. Tukey's method selected by user.
Data were square root transformed to achieve best W statistic (graph shown in original units).
The results were invalidated, because the lower and upper quartiles are equal.

Constituent: Cobalt Analysis Run 8/2/2022 3:58 PM View: Outliers
Plant McIntosh Client: Southern Company Data: McIntosh LF4 CCR

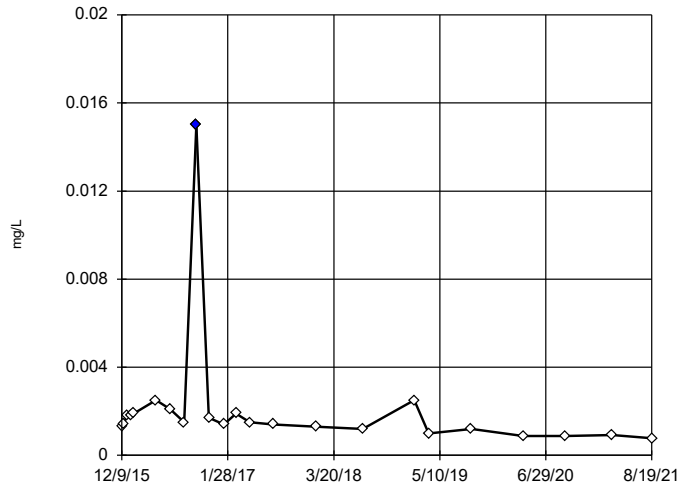
Tukey's Outlier Screening
GWC-20



n = 23
No outliers found. Tukey's method selected by user.
Data were natural log transformed to achieve best W statistic (graph shown in original units).
High cutoff = 0.2776, low cutoff = 0.00002023, based on IQR multiplier of 3.

Constituent: Cobalt Analysis Run 8/2/2022 3:58 PM View: Outliers
Plant McIntosh Client: Southern Company Data: McIntosh LF4 CCR

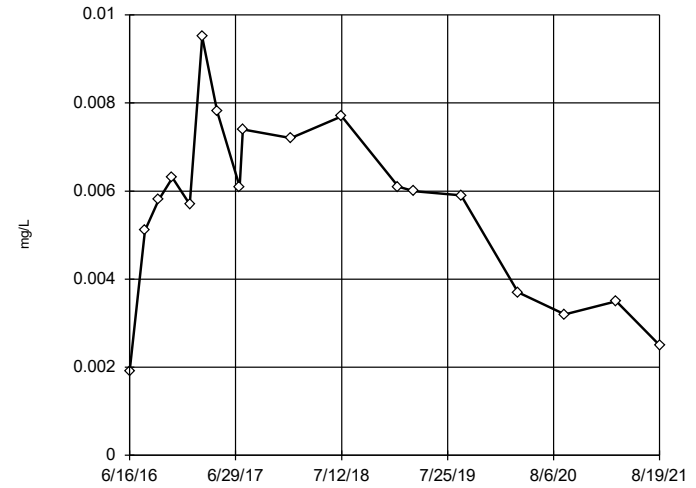
Tukey's Outlier Screening
GWC-21



n = 23
 Outlier is drawn as solid. Tukey's method selected by user.
 Data were natural log transformed to achieve best W statistic (graph shown in original units).
 High cutoff = 0.007542, low cutoff = 0.0003023, based on IQR multiplier of 3.

Constituent: Cobalt Analysis Run 8/2/2022 3:58 PM View: Outliers
 Plant McIntosh Client: Southern Company Data: McIntosh LF4 CCR

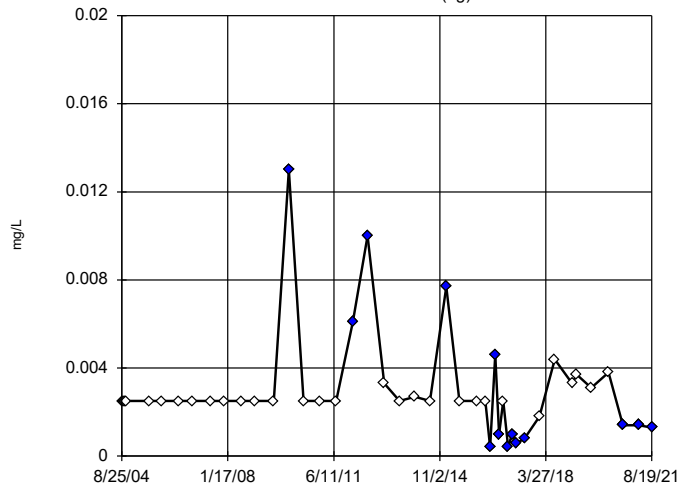
Tukey's Outlier Screening
GWC-23



n = 18
 No outliers found. Tukey's method selected by user.
 Ladder of Powers transformations did not improve normality; analysis run on raw data.
 High cutoff = 0.0184, low cutoff = -0.0075, based on IQR multiplier of 3.

Constituent: Cobalt Analysis Run 8/2/2022 3:58 PM View: Outliers
 Plant McIntosh Client: Southern Company Data: McIntosh LF4 CCR

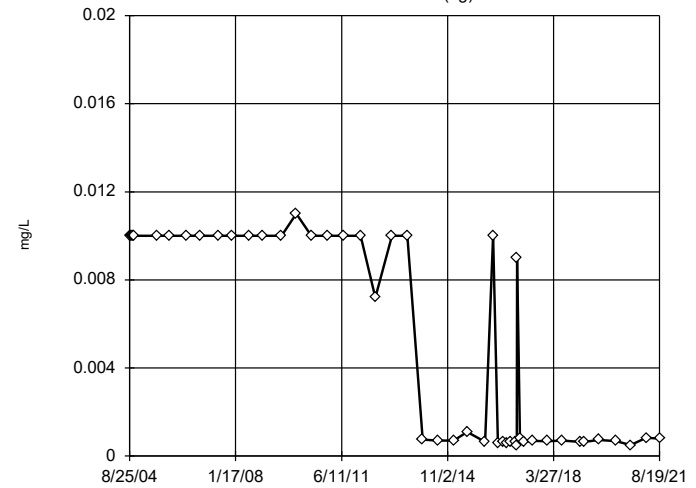
Tukey's Outlier Screening
GWA-4A (bg)



n = 44
 Outliers are drawn as solid. Tukey's method selected by user.
 Data were natural log transformed to achieve best W statistic (graph shown in original units).
 High cutoff = 0.004484, low cutoff = 0.001613, based on IQR multiplier of 3.

Constituent: Cobalt Analysis Run 8/2/2022 3:58 PM View: Outliers
 Plant McIntosh Client: Southern Company Data: McIntosh LF4 CCR

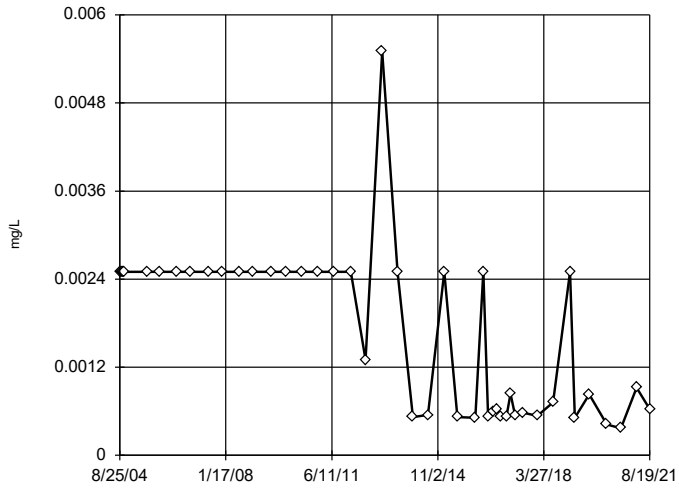
Tukey's Outlier Screening
GWA-5 (bg)



n = 46
 No outliers found. Tukey's method selected by user.
 Data were x^6 transformed to achieve best W statistic (graph shown in original units).
 The results were invalidated, because both the lower and upper quartiles represent reporting limits.

Constituent: Cobalt Analysis Run 8/2/2022 3:58 PM View: Outliers
 Plant McIntosh Client: Southern Company Data: McIntosh LF4 CCR

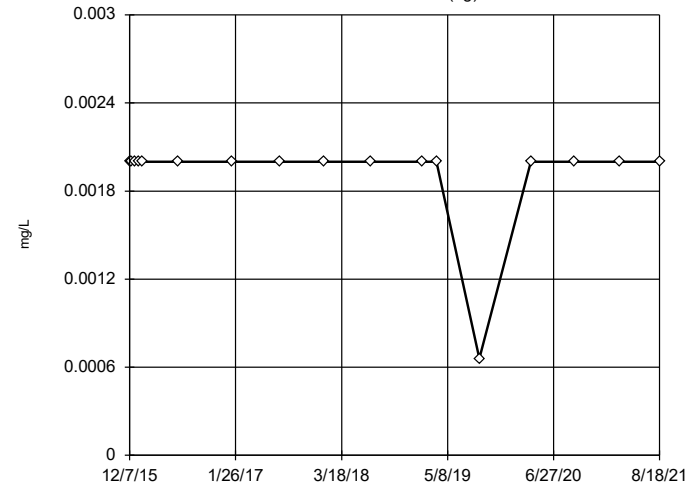
Tukey's Outlier Screening GWC-9



n = 44
 No outliers found.
 Tukey's method selected by user.
 Data were natural log transformed to achieve best W statistic (graph shown in original units).
 High cutoff = 0.2348,
 low cutoff = 0.000005856,
 based on IQR multiplier of 3.

Constituent: Cobalt Analysis Run 8/2/2022 3:58 PM View: Outliers
 Plant McIntosh Client: Southern Company Data: McIntosh LF4 CCR

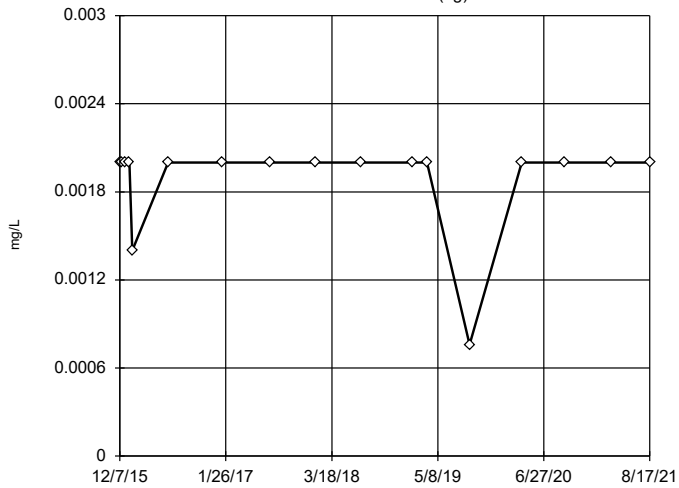
Tukey's Outlier Screening GWA-13 (bg)



n = 17
 No outliers found.
 Tukey's method selected by user.
 Ladder of Powers transformations did not improve normality; analysis run on raw data.
 The results were invalidated, because the lower and upper quartiles are equal.

Constituent: Copper Analysis Run 8/2/2022 3:58 PM View: Outliers
 Plant McIntosh Client: Southern Company Data: McIntosh LF4 CCR

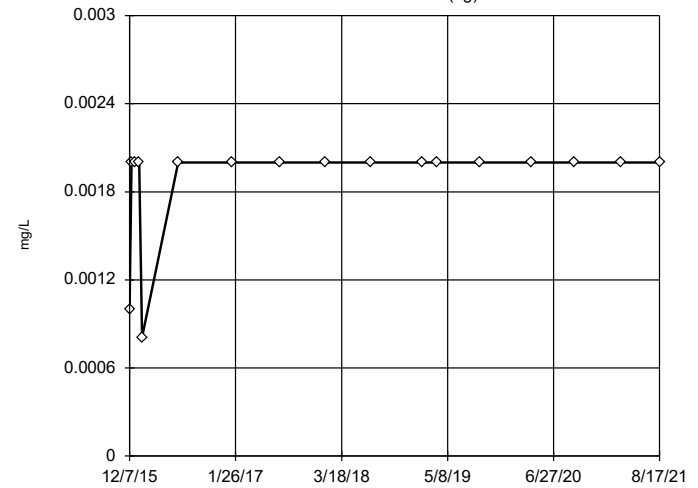
Tukey's Outlier Screening GWA-14 (bg)



n = 17
 No outliers found.
 Tukey's method selected by user.
 Data were cube transformed to achieve best W statistic (graph shown in original units).
 The results were invalidated, because the lower and upper quartiles are equal.

Constituent: Copper Analysis Run 8/2/2022 3:58 PM View: Outliers
 Plant McIntosh Client: Southern Company Data: McIntosh LF4 CCR

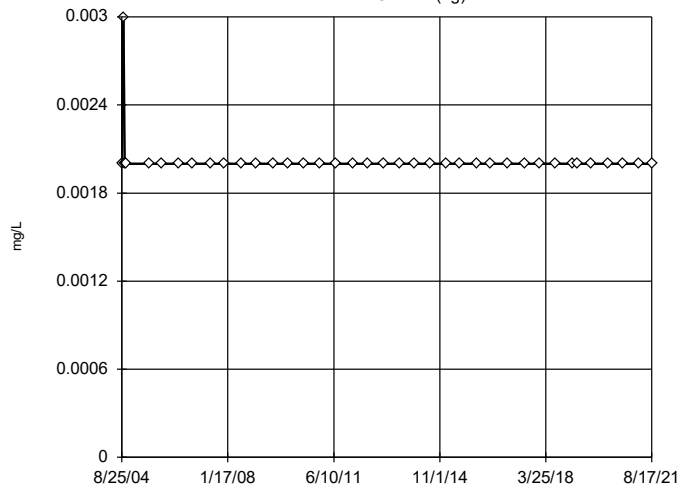
Tukey's Outlier Screening GWA-16 (bg)



n = 17
 No outliers found.
 Tukey's method selected by user.
 Data were natural log transformed to achieve best W statistic (graph shown in original units).
 The results were invalidated, because the lower and upper quartiles are equal.

Constituent: Copper Analysis Run 8/2/2022 3:58 PM View: Outliers
 Plant McIntosh Client: Southern Company Data: McIntosh LF4 CCR

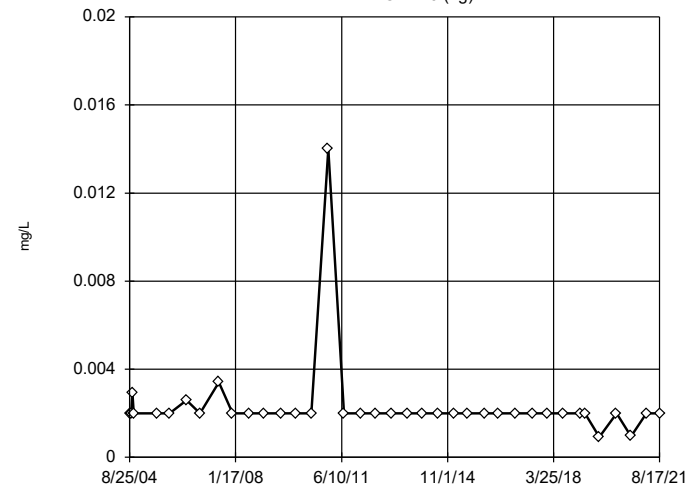
Tukey's Outlier Screening GWA-2 (bg)



n = 38
 No outliers found.
 Tukey's method selected by user.
 Data were square root transformed to achieve best W statistic (graph shown in original units).
 The results were invalidated, because the lower and upper quartiles are equal.

Constituent: Copper Analysis Run 8/2/2022 3:58 PM View: Outliers
 Plant McIntosh Client: Southern Company Data: McIntosh LF4 CCR

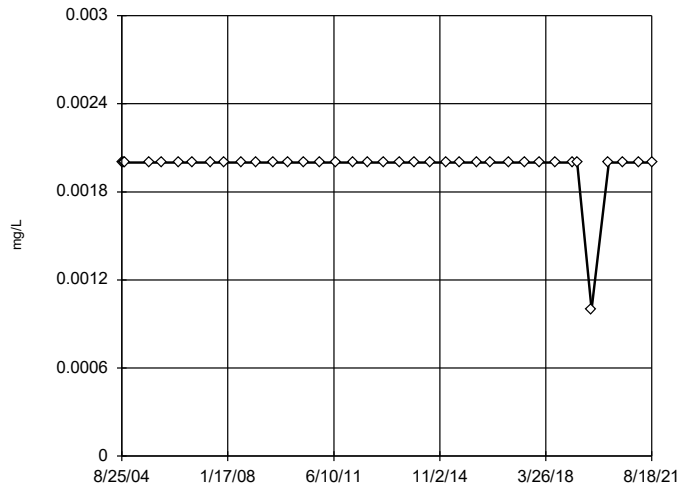
Tukey's Outlier Screening GWA-3 (bg)



n = 38
 No outliers found.
 Tukey's method selected by user.
 Data were natural log transformed to achieve best W statistic (graph shown in original units).
 The results were invalidated, because the lower and upper quartiles are equal.

Constituent: Copper Analysis Run 8/2/2022 3:58 PM View: Outliers
 Plant McIntosh Client: Southern Company Data: McIntosh LF4 CCR

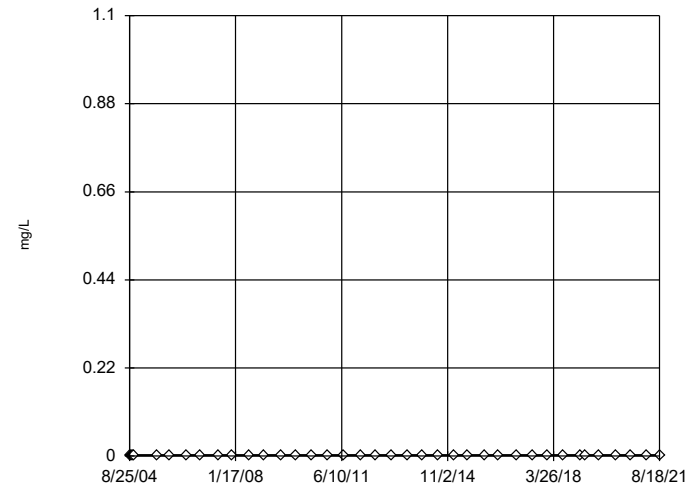
Tukey's Outlier Screening GWC-1



n = 37
 No outliers found.
 Tukey's method selected by user.
 Data were x*5 transformed to achieve best W statistic (graph shown in original units).
 The results were invalidated, because the lower and upper quartiles are equal.

Constituent: Copper Analysis Run 8/2/2022 3:58 PM View: Outliers
 Plant McIntosh Client: Southern Company Data: McIntosh LF4 CCR

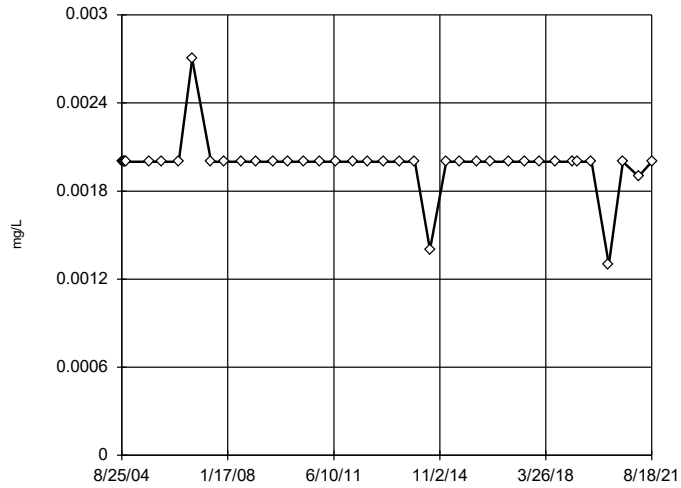
Tukey's Outlier Screening GWC-10



n = 38
 No outliers found.
 Tukey's method selected by user.
 Data were square root transformed to achieve best W statistic (graph shown in original units).
 The results were invalidated, because the lower and upper quartiles are equal.

Constituent: Copper Analysis Run 8/2/2022 3:58 PM View: Outliers
 Plant McIntosh Client: Southern Company Data: McIntosh LF4 CCR

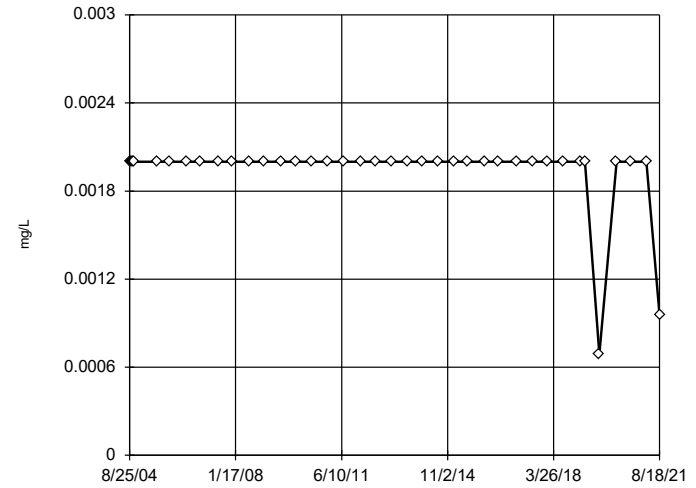
Tukey's Outlier Screening
GWC-11



n = 38
No outliers found. Tukey's method selected by user.
Ladder of Powers transformations did not improve normality; analysis run on raw data.
The results were invalidated, because the lower and upper quartiles are equal.

Constituent: Copper Analysis Run 8/2/2022 3:58 PM View: Outliers
Plant McIntosh Client: Southern Company Data: McIntosh LF4 CCR

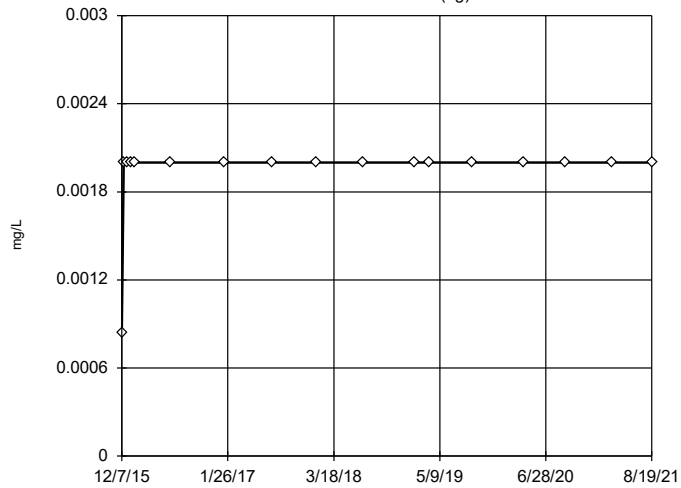
Tukey's Outlier Screening
GWC-12



n = 38
No outliers found. Tukey's method selected by user.
Data were natural log transformed to achieve best W statistic (graph shown in original units).
The results were invalidated, because the lower and upper quartiles are equal.

Constituent: Copper Analysis Run 8/2/2022 3:58 PM View: Outliers
Plant McIntosh Client: Southern Company Data: McIntosh LF4 CCR

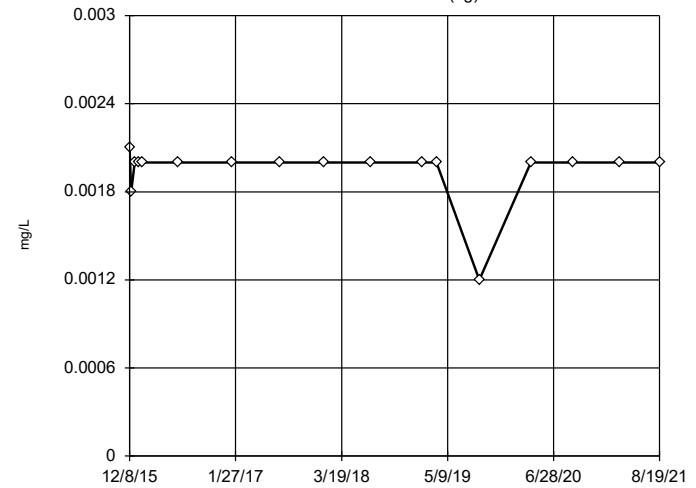
Tukey's Outlier Screening
GWA-15 (bg)



n = 17
No outliers found. Tukey's method selected by user.
Ladder of Powers transformations did not improve normality; analysis run on raw data.
The results were invalidated, because the lower and upper quartiles are equal.

Constituent: Copper Analysis Run 8/2/2022 3:58 PM View: Outliers
Plant McIntosh Client: Southern Company Data: McIntosh LF4 CCR

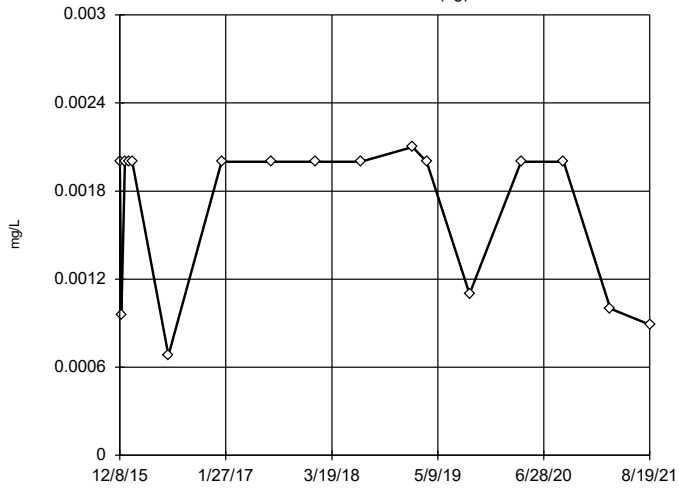
Tukey's Outlier Screening
GWC-17 (bg)



n = 17
No outliers found. Tukey's method selected by user.
Data were x^6 transformed to achieve best W statistic (graph shown in original units).
The results were invalidated, because the lower and upper quartiles are equal.

Constituent: Copper Analysis Run 8/2/2022 3:58 PM View: Outliers
Plant McIntosh Client: Southern Company Data: McIntosh LF4 CCR

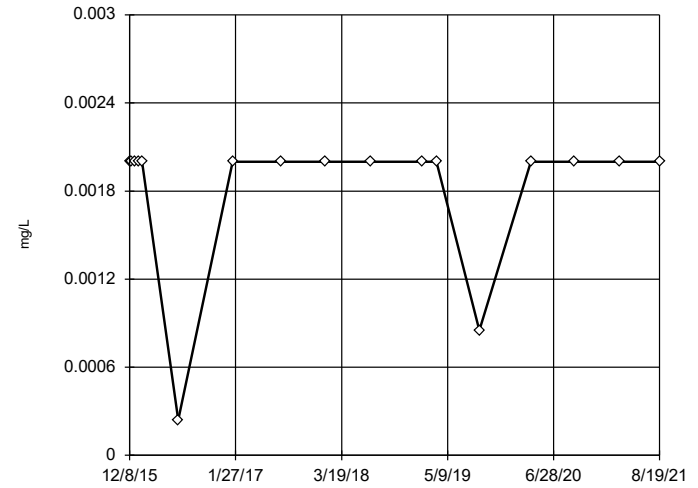
Tukey's Outlier Screening GWC-18 (bg)



n = 17
 No outliers found.
 Tukey's method selected by user.
 Data were x*6 transformed to achieve best W statistic (graph shown in original units).
 The results were invalidated, because both the lower and upper quartiles represent reporting limits.

Constituent: Copper Analysis Run 8/2/2022 3:58 PM View: Outliers
 Plant McIntosh Client: Southern Company Data: McIntosh LF4 CCR

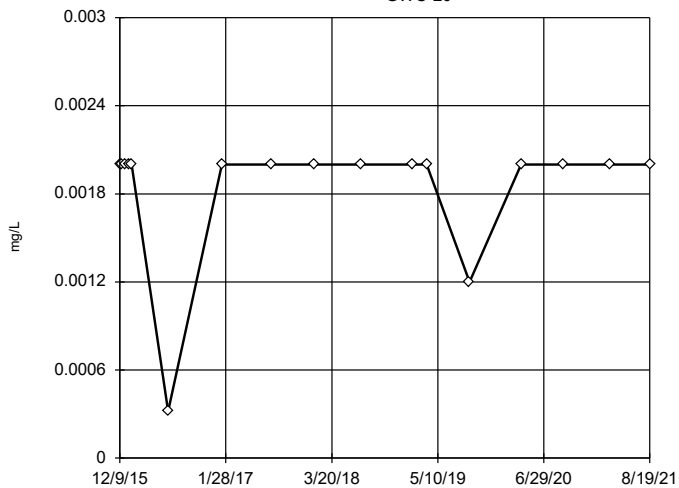
Tukey's Outlier Screening GWC-19



n = 17
 No outliers found.
 Tukey's method selected by user.
 Ladder of Powers transformations did not improve normality; analysis run on raw data.
 The results were invalidated, because the lower and upper quartiles are equal.

Constituent: Copper Analysis Run 8/2/2022 3:58 PM View: Outliers
 Plant McIntosh Client: Southern Company Data: McIntosh LF4 CCR

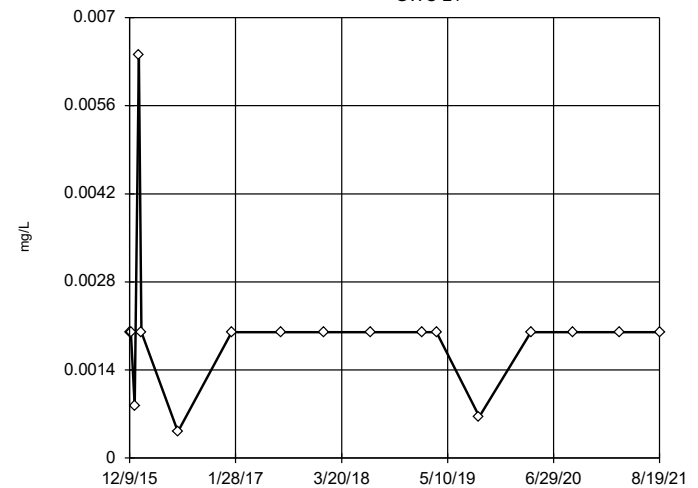
Tukey's Outlier Screening GWC-20



n = 17
 No outliers found.
 Tukey's method selected by user.
 Data were square transformed to achieve best W statistic (graph shown in original units).
 The results were invalidated, because the lower and upper quartiles are equal.

Constituent: Copper Analysis Run 8/2/2022 3:58 PM View: Outliers
 Plant McIntosh Client: Southern Company Data: McIntosh LF4 CCR

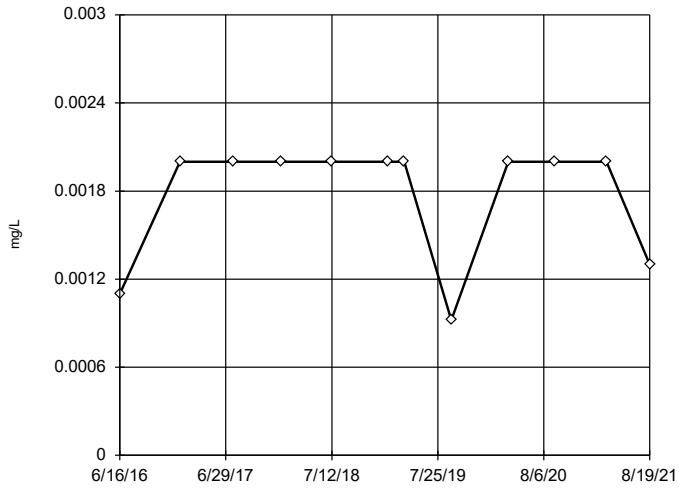
Tukey's Outlier Screening GWC-21



n = 17
 No outliers found.
 Tukey's method selected by user.
 Data were natural log transformed to achieve best W statistic (graph shown in original units).
 The results were invalidated, because the lower and upper quartiles are equal.

Constituent: Copper Analysis Run 8/2/2022 3:58 PM View: Outliers
 Plant McIntosh Client: Southern Company Data: McIntosh LF4 CCR

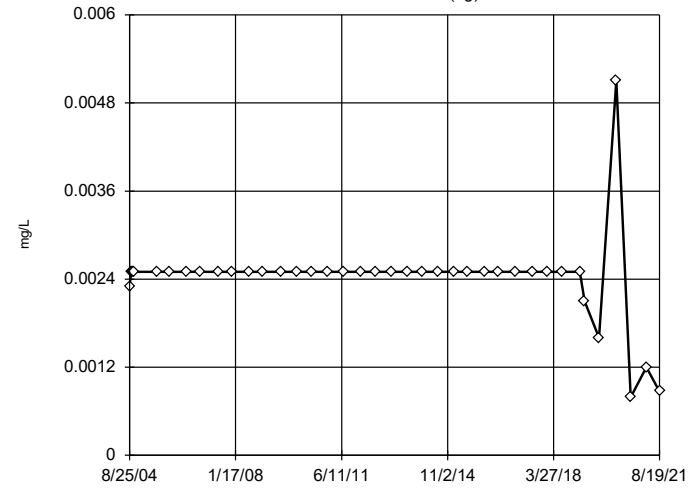
Tukey's Outlier Screening
GWC-23



n = 12
No outliers found. Tukey's method selected by user.
Data were natural log transformed to achieve best W statistic (graph shown in original units).
High cutoff = 0.003816, low cutoff = 0.000845, based on IQR multiplier of 3.

Constituent: Copper Analysis Run 8/2/2022 3:58 PM View: Outliers
Plant McIntosh Client: Southern Company Data: McIntosh LF4 CCR

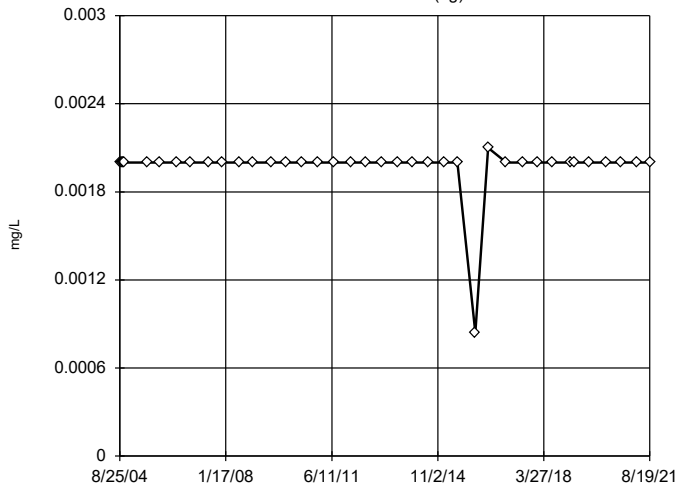
Tukey's Outlier Screening
GWA-4A (bg)



n = 38
No outliers found. Tukey's method selected by user.
Data were square root transformed to achieve best W statistic (graph shown in original units).
The results were invalidated, because the lower and upper quartiles are equal.

Constituent: Copper Analysis Run 8/2/2022 3:58 PM View: Outliers
Plant McIntosh Client: Southern Company Data: McIntosh LF4 CCR

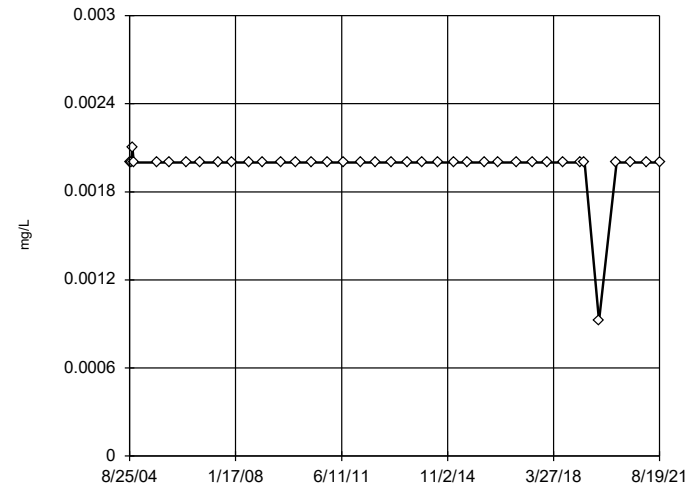
Tukey's Outlier Screening
GWA-5 (bg)



n = 38
No outliers found. Tukey's method selected by user.
Data were x*6 transformed to achieve best W statistic (graph shown in original units).
The results were invalidated, because the lower and upper quartiles are equal.

Constituent: Copper Analysis Run 8/2/2022 3:58 PM View: Outliers
Plant McIntosh Client: Southern Company Data: McIntosh LF4 CCR

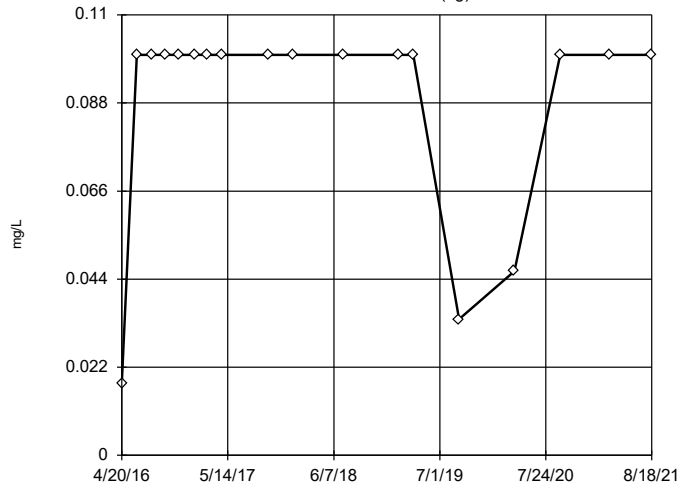
Tukey's Outlier Screening
GWC-9



n = 38
No outliers found. Tukey's method selected by user.
Data were x*6 transformed to achieve best W statistic (graph shown in original units).
The results were invalidated, because the lower and upper quartiles are equal.

Constituent: Copper Analysis Run 8/2/2022 3:58 PM View: Outliers
Plant McIntosh Client: Southern Company Data: McIntosh LF4 CCR

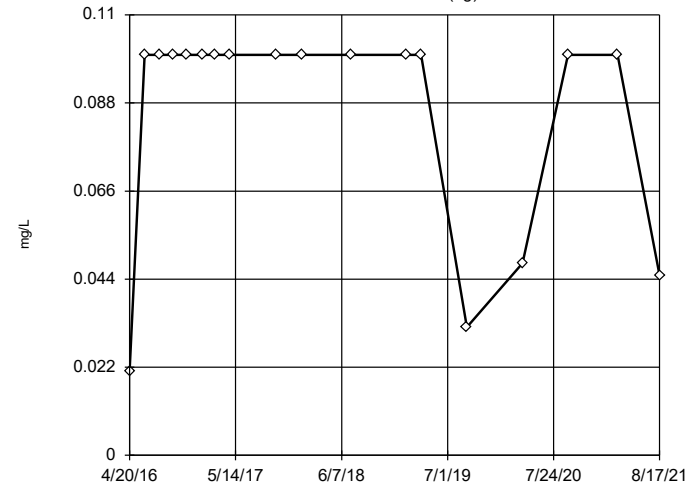
Tukey's Outlier Screening
GWA-13 (bg)



n = 18
No outliers found. Tukey's method selected by user.
Data were square root transformed to achieve best W statistic (graph shown in original units).
The results were invalidated, because the lower and upper quartiles are equal.

Constituent: Fluoride Analysis Run 8/2/2022 3:58 PM View: Outliers
Plant McIntosh Client: Southern Company Data: McIntosh LF4 CCR

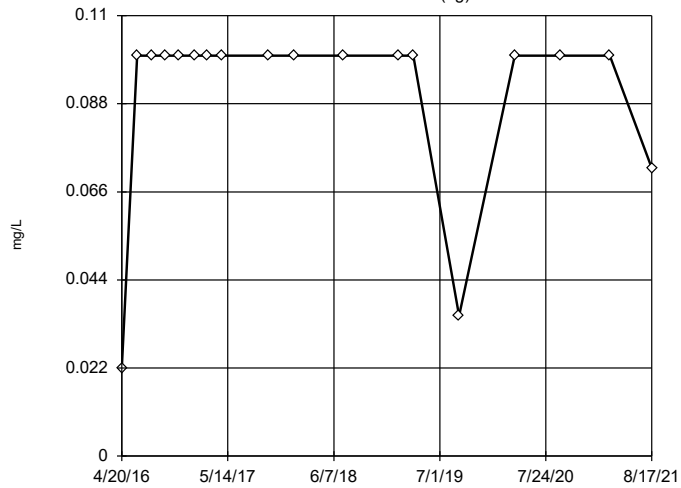
Tukey's Outlier Screening
GWA-14 (bg)



n = 18
No outliers found. Tukey's method selected by user.
Data were cube root transformed to achieve best W statistic (graph shown in original units).
High cutoff = 0.2329, low cutoff = 0.01813, based on IQR multiplier of 3.

Constituent: Fluoride Analysis Run 8/2/2022 3:58 PM View: Outliers
Plant McIntosh Client: Southern Company Data: McIntosh LF4 CCR

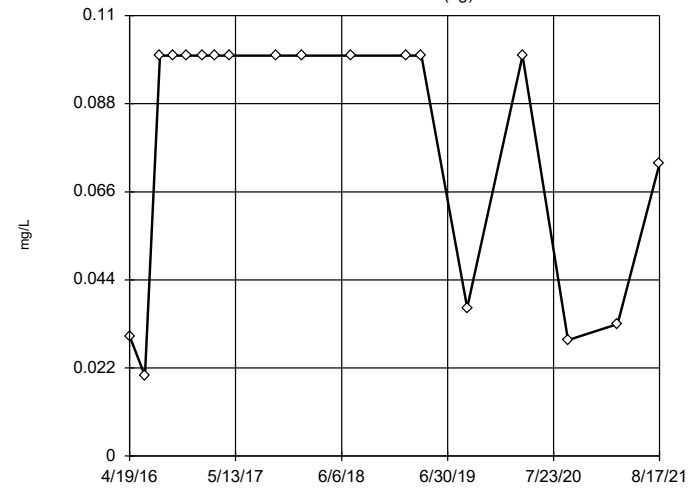
Tukey's Outlier Screening
GWA-16 (bg)



n = 18
No outliers found. Tukey's method selected by user.
Data were cube transformed to achieve best W statistic (graph shown in original units).
The results were invalidated, because the lower and upper quartiles are equal.

Constituent: Fluoride Analysis Run 8/2/2022 3:58 PM View: Outliers
Plant McIntosh Client: Southern Company Data: McIntosh LF4 CCR

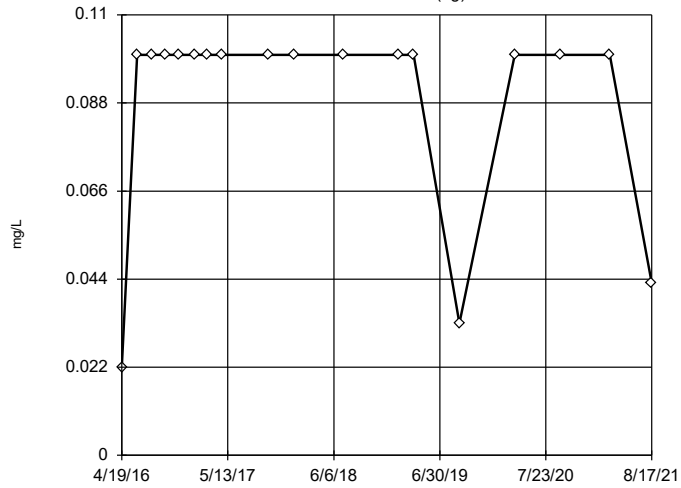
Tukey's Outlier Screening
GWA-2 (bg)



n = 18
No outliers found. Tukey's method selected by user.
Data were natural log transformed to achieve best W statistic (graph shown in original units).
High cutoff = 2.344, low cutoff = 0.001491, based on IQR multiplier of 3.

Constituent: Fluoride Analysis Run 8/2/2022 3:58 PM View: Outliers
Plant McIntosh Client: Southern Company Data: McIntosh LF4 CCR

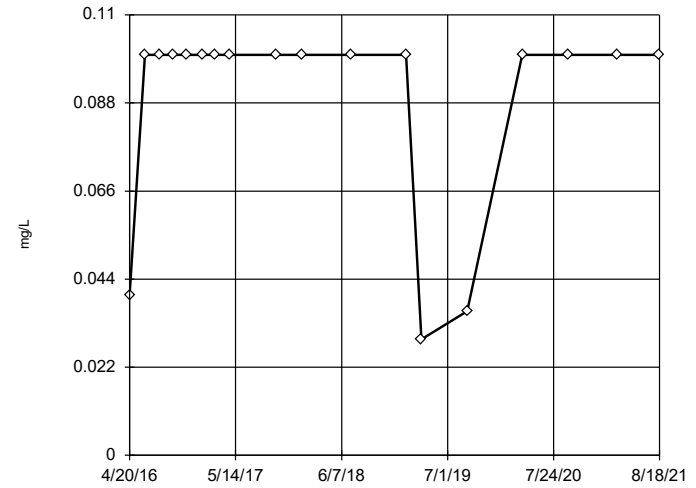
Tukey's Outlier Screening
GWA-3 (bg)



n = 18
No outliers found. Tukey's method selected by user.
Data were natural log transformed to achieve best W statistic (graph shown in original units).
The results were invalidated, because the lower and upper quartiles are equal.

Constituent: Fluoride Analysis Run 8/2/2022 3:58 PM View: Outliers
Plant McIntosh Client: Southern Company Data: McIntosh LF4 CCR

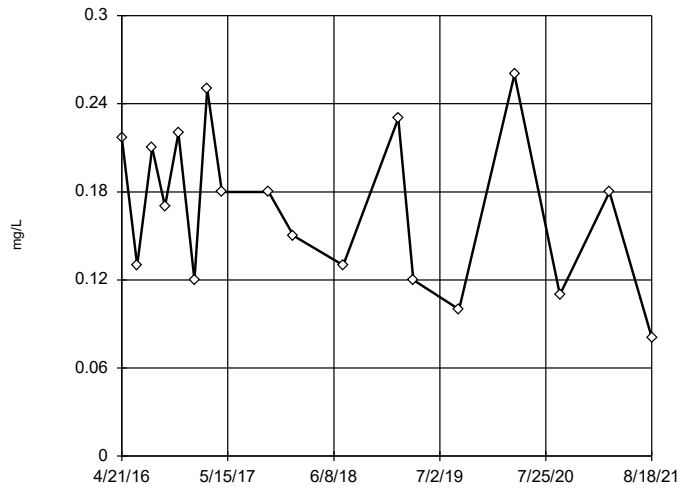
Tukey's Outlier Screening
GWC-1



n = 18
No outliers found. Tukey's method selected by user.
Data were natural log transformed to achieve best W statistic (graph shown in original units).
The results were invalidated, because the lower and upper quartiles are equal.

Constituent: Fluoride Analysis Run 8/2/2022 3:59 PM View: Outliers
Plant McIntosh Client: Southern Company Data: McIntosh LF4 CCR

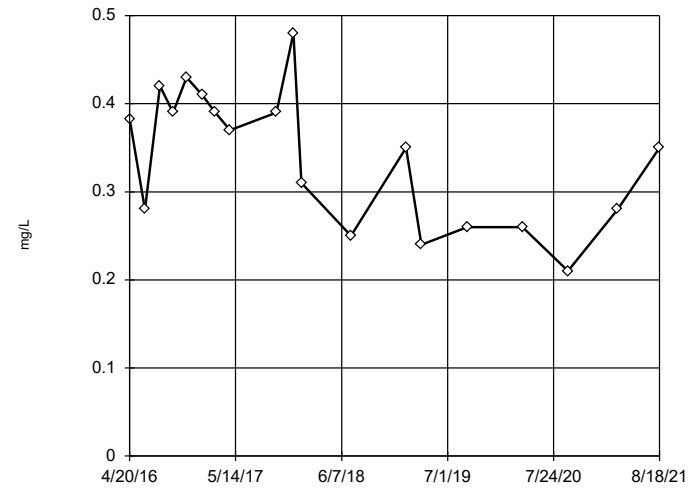
Tukey's Outlier Screening
GWC-10



n = 18
No outliers found. Tukey's method selected by user.
Data were square root transformed to achieve best W statistic (graph shown in original units).
High cutoff = 0.6898, low cutoff = -0.0002779, based on IQR multiplier of 3.

Constituent: Fluoride Analysis Run 8/2/2022 3:59 PM View: Outliers
Plant McIntosh Client: Southern Company Data: McIntosh LF4 CCR

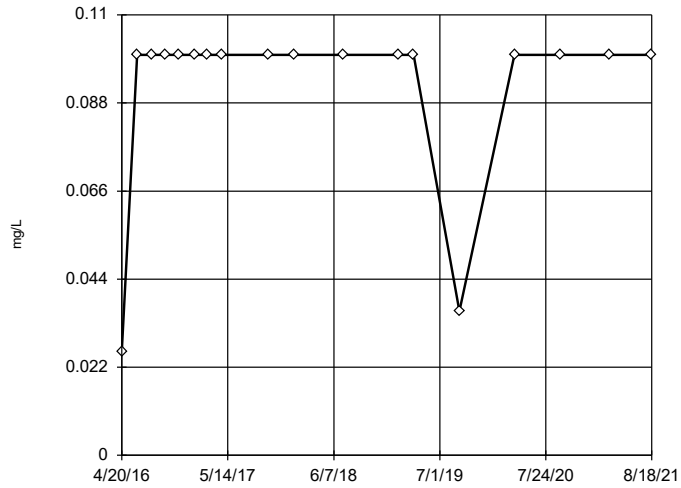
Tukey's Outlier Screening
GWC-11



n = 19
No outliers found. Tukey's method selected by user.
Ladder of Powers transformations did not improve normality; analysis run on raw data.
High cutoff = 0.78, low cutoff = -0.13, based on IQR multiplier of 3.

Constituent: Fluoride Analysis Run 8/2/2022 3:59 PM View: Outliers
Plant McIntosh Client: Southern Company Data: McIntosh LF4 CCR

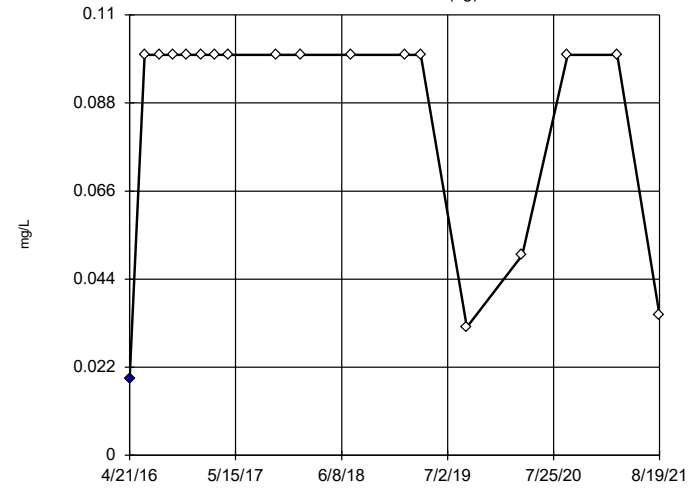
Tukey's Outlier Screening
GWC-12



n = 18
No outliers found. Tukey's method selected by user.
Data were natural log transformed to achieve best W statistic (graph shown in original units).
The results were invalidated, because the lower and upper quartiles are equal.

Constituent: Fluoride Analysis Run 8/2/2022 3:59 PM View: Outliers
Plant McIntosh Client: Southern Company Data: McIntosh LF4 CCR

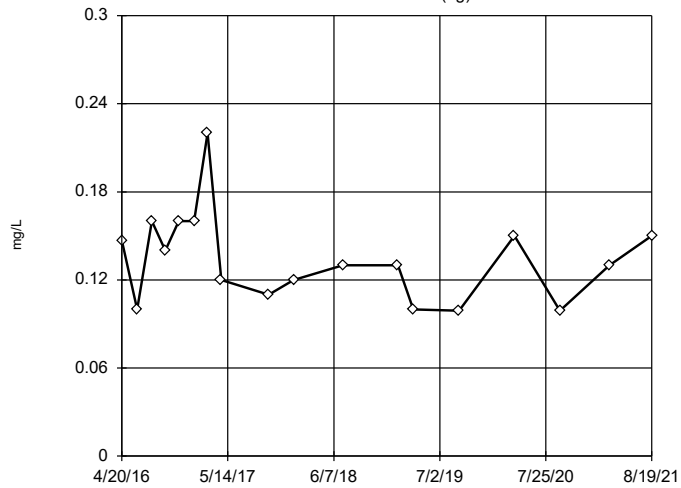
Tukey's Outlier Screening
GWA-15 (bg)



n = 18
Outlier is drawn as solid. Tukey's method selected by user.
Data were cube root transformed to achieve best W statistic (graph shown in original units).
High cutoff = 0.2245, low cutoff = 0.02027, based on IQR multiplier of 3.

Constituent: Fluoride Analysis Run 8/2/2022 3:59 PM View: Outliers
Plant McIntosh Client: Southern Company Data: McIntosh LF4 CCR

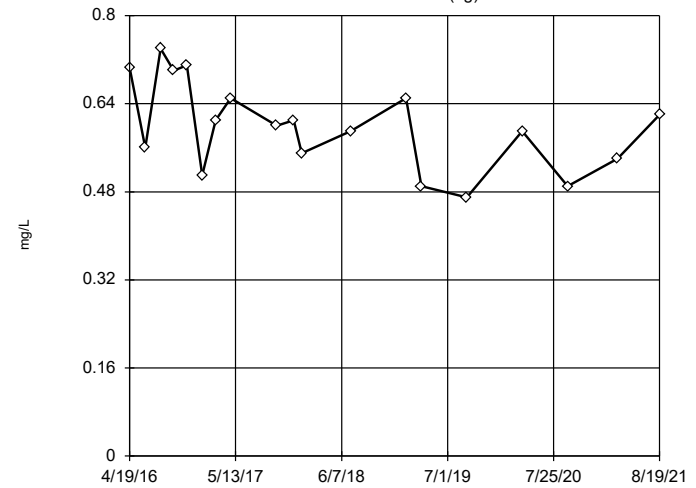
Tukey's Outlier Screening
GWC-17 (bg)



n = 18
No outliers found. Tukey's method selected by user.
Data were natural log transformed to achieve best W statistic (graph shown in original units).
High cutoff = 0.4993, low cutoff = 0.03254, based on IQR multiplier of 3.

Constituent: Fluoride Analysis Run 8/2/2022 3:59 PM View: Outliers
Plant McIntosh Client: Southern Company Data: McIntosh LF4 CCR

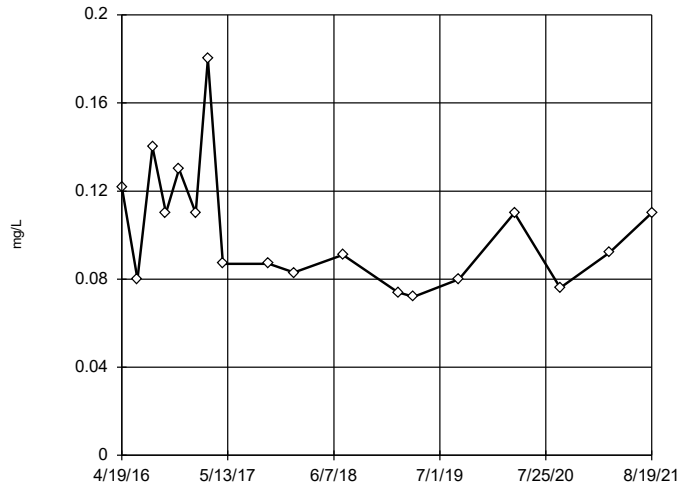
Tukey's Outlier Screening
GWC-18 (bg)



n = 19
No outliers found. Tukey's method selected by user.
Data were square root transformed to achieve best W statistic (graph shown in original units).
High cutoff = 1.041, low cutoff = 0.2711, based on IQR multiplier of 3.

Constituent: Fluoride Analysis Run 8/2/2022 3:59 PM View: Outliers
Plant McIntosh Client: Southern Company Data: McIntosh LF4 CCR

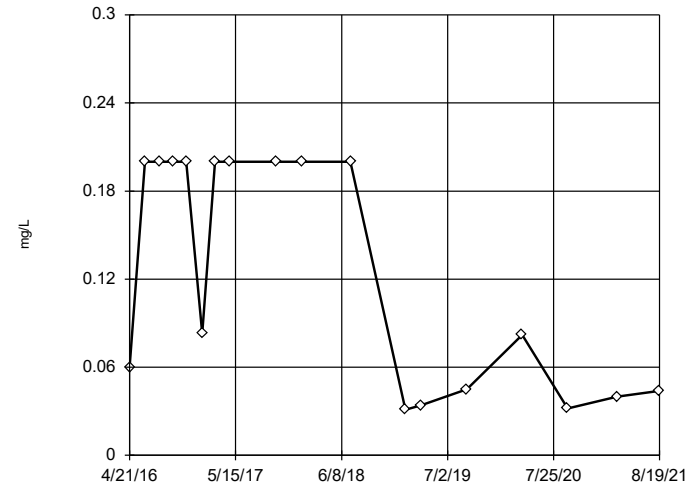
Tukey's Outlier Screening
GWC-19



n = 18
No outliers found. Tukey's method selected by user.
Data were natural log transformed to achieve best W statistic (graph shown in original units).
High cutoff = 0.3518, low cutoff = 0.02635, based on IQR multiplier of 3.

Constituent: Fluoride Analysis Run 8/2/2022 3:59 PM View: Outliers
Plant McIntosh Client: Southern Company Data: McIntosh LF4 CCR

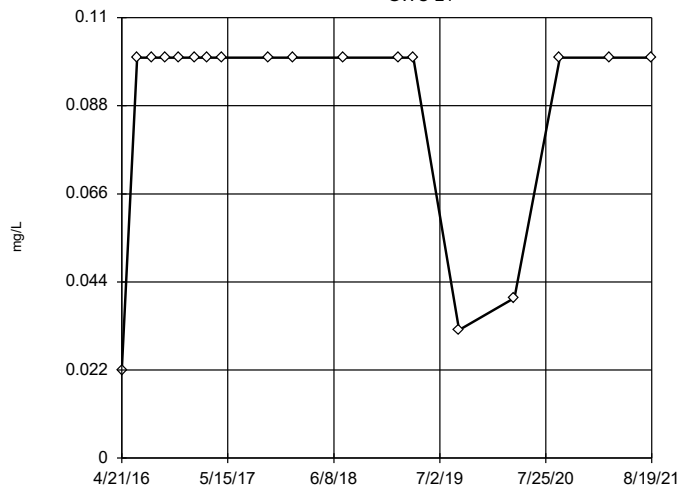
Tukey's Outlier Screening
GWC-20



n = 18
No outliers found. Tukey's method selected by user.
Data were natural log transformed to achieve best W statistic (graph shown in original units).
High cutoff = 21.67, low cutoff = 0.0003872, based on IQR multiplier of 3.

Constituent: Fluoride Analysis Run 8/2/2022 3:59 PM View: Outliers
Plant McIntosh Client: Southern Company Data: McIntosh LF4 CCR

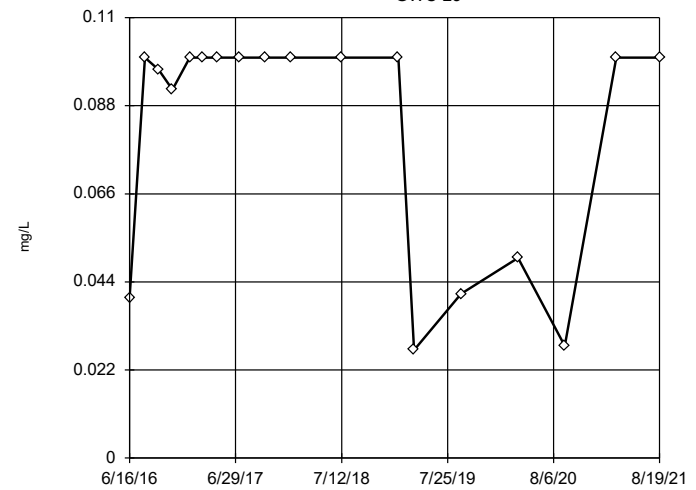
Tukey's Outlier Screening
GWC-21



n = 18
No outliers found. Tukey's method selected by user.
Data were natural log transformed to achieve best W statistic (graph shown in original units).
The results were invalidated, because the lower and upper quartiles are equal.

Constituent: Fluoride Analysis Run 8/2/2022 3:59 PM View: Outliers
Plant McIntosh Client: Southern Company Data: McIntosh LF4 CCR

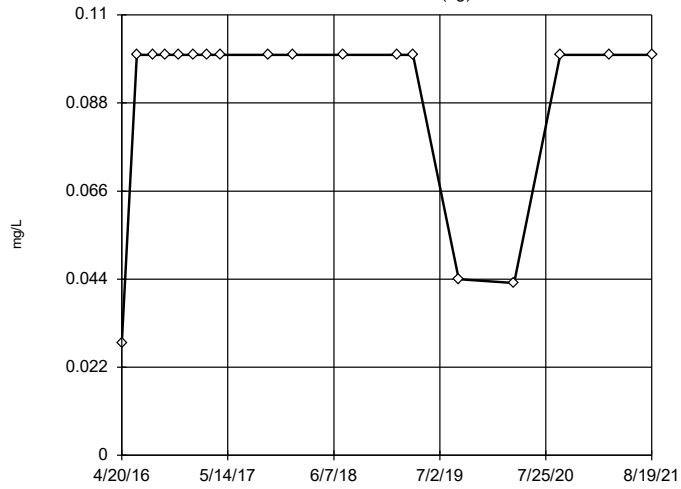
Tukey's Outlier Screening
GWC-23



n = 18
No outliers found. Tukey's method selected by user.
Data were x^6 transformed to achieve best W statistic (graph shown in original units).
High cutoff = 0.1258, low cutoff = -0.1198, based on IQR multiplier of 3.

Constituent: Fluoride Analysis Run 8/2/2022 3:59 PM View: Outliers
Plant McIntosh Client: Southern Company Data: McIntosh LF4 CCR

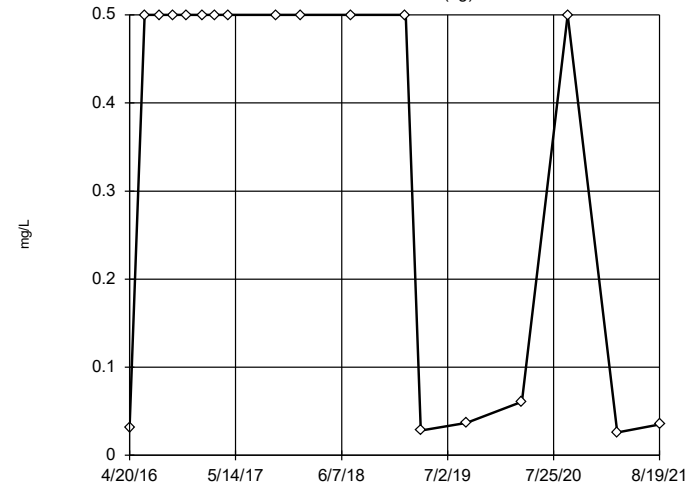
Tukey's Outlier Screening
GWA-4A (bg)



n = 18
No outliers found. Tukey's method selected by user.
Data were natural log transformed to achieve best W statistic (graph shown in original units).
The results were invalidated, because the lower and upper quartiles are equal.

Constituent: Fluoride Analysis Run 8/2/2022 3:59 PM View: Outliers
Plant McIntosh Client: Southern Company Data: McIntosh LF4 CCR

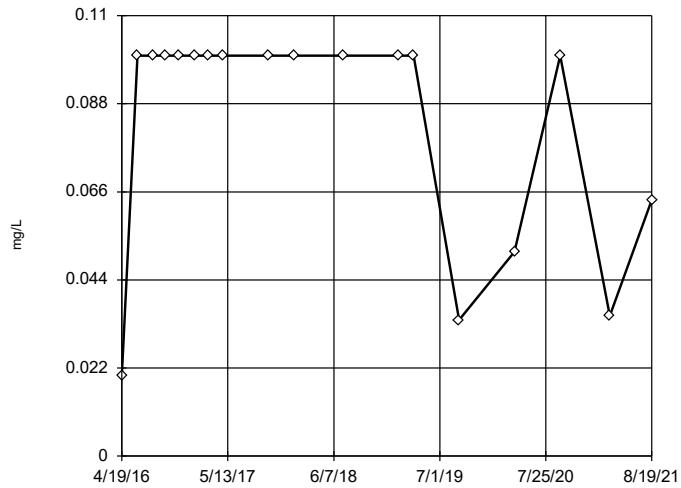
Tukey's Outlier Screening
GWA-5 (bg)



n = 18
No outliers found. Tukey's method selected by user.
Data were natural log transformed to achieve best W statistic (graph shown in original units).
High cutoff = 134.1, low cutoff = 0.0001342, based on IQR multiplier of 3.

Constituent: Fluoride Analysis Run 8/2/2022 3:59 PM View: Outliers
Plant McIntosh Client: Southern Company Data: McIntosh LF4 CCR

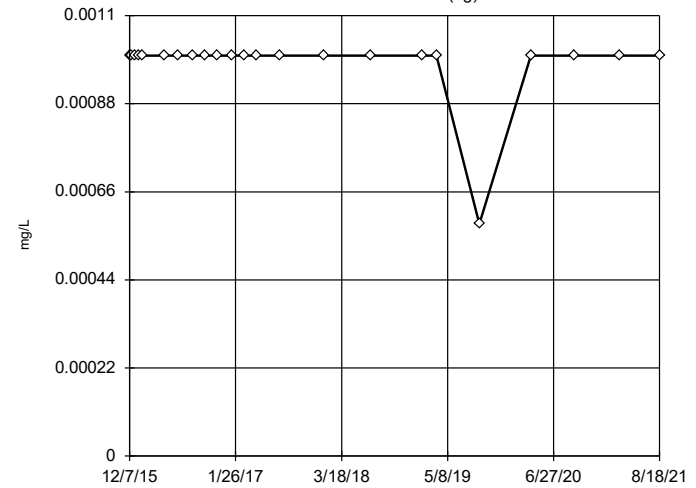
Tukey's Outlier Screening
GWC-9



n = 18
No outliers found. Tukey's method selected by user.
Data were square root transformed to achieve best W statistic (graph shown in original units).
High cutoff = 0.2989, low cutoff = 0.00008001, based on IQR multiplier of 3.

Constituent: Fluoride Analysis Run 8/2/2022 3:59 PM View: Outliers
Plant McIntosh Client: Southern Company Data: McIntosh LF4 CCR

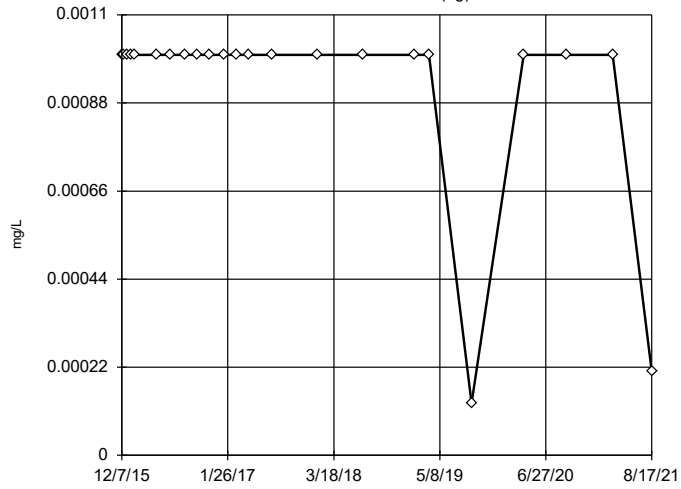
Tukey's Outlier Screening
GWA-13 (bg)



n = 23
No outliers found. Tukey's method selected by user.
Data were x^5 transformed to achieve best W statistic (graph shown in original units).
The results were invalidated, because the lower and upper quartiles are equal.

Constituent: Lead Analysis Run 8/2/2022 3:59 PM View: Outliers
Plant McIntosh Client: Southern Company Data: McIntosh LF4 CCR

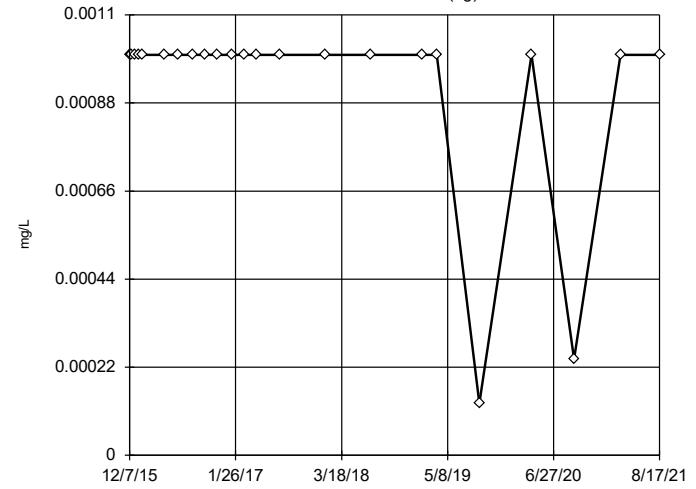
Tukey's Outlier Screening
GWA-14 (bg)



n = 23
No outliers found. Tukey's method selected by user.
Data were natural log transformed to achieve best W statistic (graph shown in original units).
The results were invalidated, because the lower and upper quartiles are equal.

Constituent: Lead Analysis Run 8/2/2022 3:59 PM View: Outliers
Plant McIntosh Client: Southern Company Data: McIntosh LF4 CCR

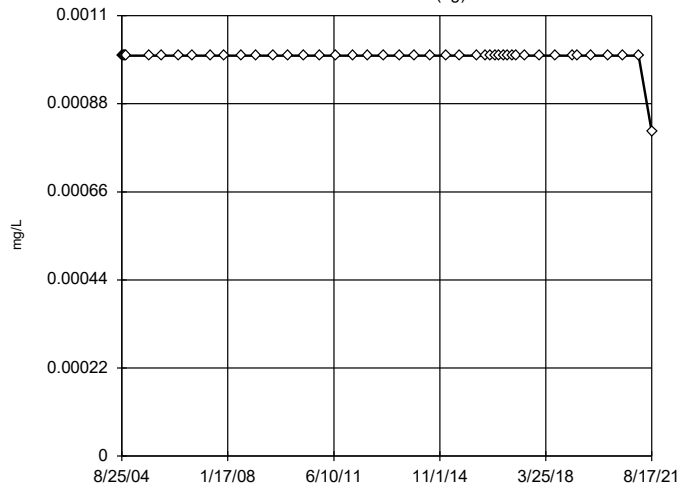
Tukey's Outlier Screening
GWA-16 (bg)



n = 23
No outliers found. Tukey's method selected by user.
Data were natural log transformed to achieve best W statistic (graph shown in original units).
The results were invalidated, because the lower and upper quartiles are equal.

Constituent: Lead Analysis Run 8/2/2022 3:59 PM View: Outliers
Plant McIntosh Client: Southern Company Data: McIntosh LF4 CCR

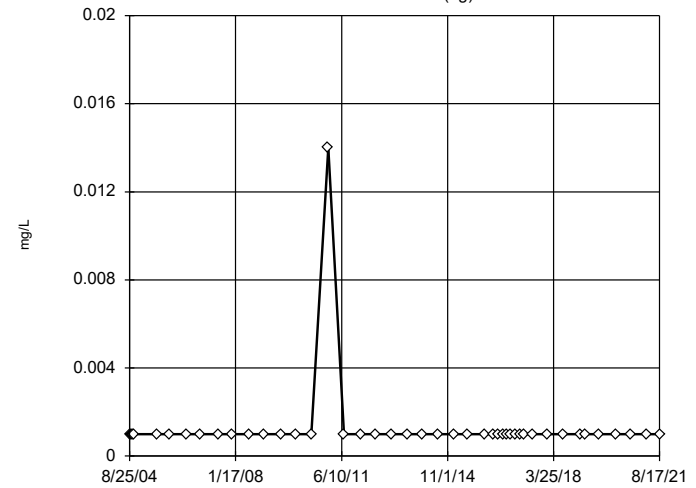
Tukey's Outlier Screening
GWA-2 (bg)



n = 44
No outliers found. Tukey's method selected by user.
Data were x^4 transformed to achieve best W statistic (graph shown in original units).
The results were invalidated, because the lower and upper quartiles are equal.

Constituent: Lead Analysis Run 8/2/2022 3:59 PM View: Outliers
Plant McIntosh Client: Southern Company Data: McIntosh LF4 CCR

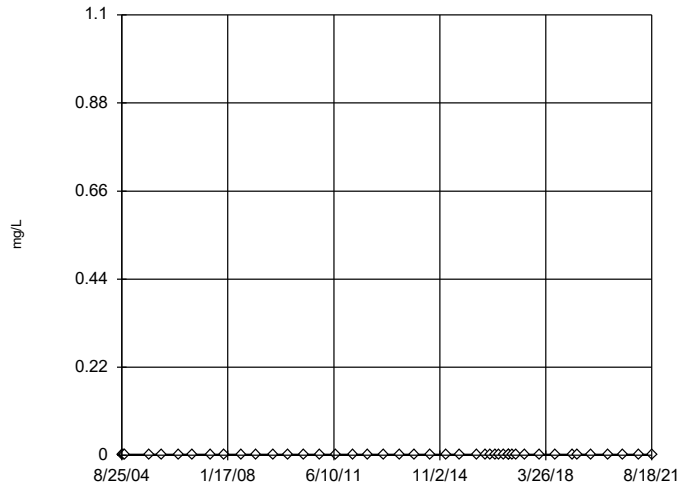
Tukey's Outlier Screening
GWA-3 (bg)



n = 44
No outliers found. Tukey's method selected by user.
Data were cube transformed to achieve best W statistic (graph shown in original units).
The results were invalidated, because the lower and upper quartiles are equal.

Constituent: Lead Analysis Run 8/2/2022 3:59 PM View: Outliers
Plant McIntosh Client: Southern Company Data: McIntosh LF4 CCR

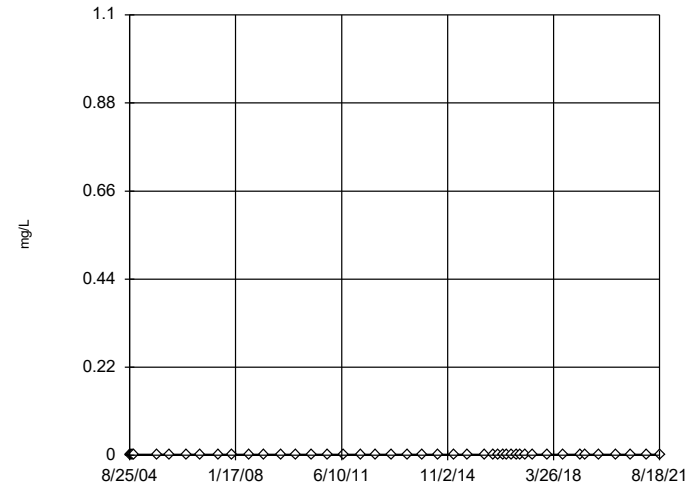
Tukey's Outlier Screening GWC-1



n = 44
 No outliers found.
 Tukey's method selected by user.
 Data were square root transformed to achieve best W statistic (graph shown in original units).
 The results were invalidated, because the lower and upper quartiles are equal.

Constituent: Lead Analysis Run 8/2/2022 3:59 PM View: Outliers
 Plant McIntosh Client: Southern Company Data: McIntosh LF4 CCR

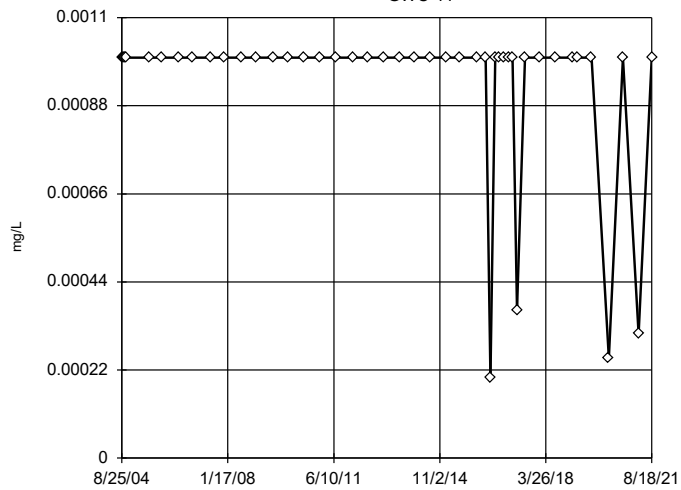
Tukey's Outlier Screening GWC-10



n = 44
 No outliers found.
 Tukey's method selected by user.
 Data were square root transformed to achieve best W statistic (graph shown in original units).
 The results were invalidated, because the lower and upper quartiles are equal.

Constituent: Lead Analysis Run 8/2/2022 3:59 PM View: Outliers
 Plant McIntosh Client: Southern Company Data: McIntosh LF4 CCR

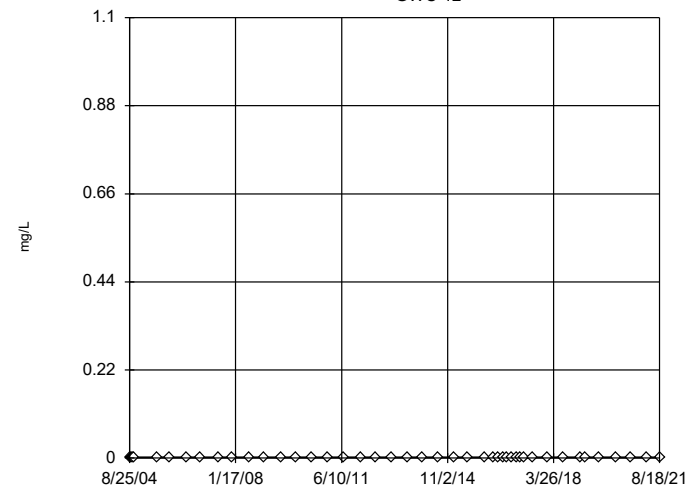
Tukey's Outlier Screening GWC-11



n = 44
 No outliers found.
 Tukey's method selected by user.
 Data were natural log transformed to achieve best W statistic (graph shown in original units).
 The results were invalidated, because the lower and upper quartiles are equal.

Constituent: Lead Analysis Run 8/2/2022 3:59 PM View: Outliers
 Plant McIntosh Client: Southern Company Data: McIntosh LF4 CCR

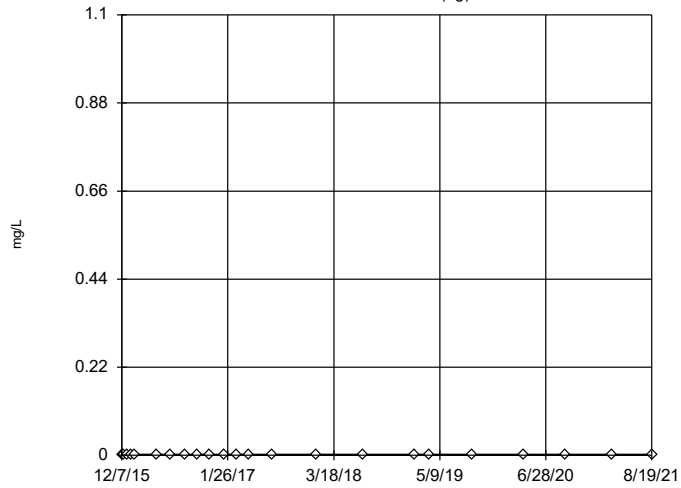
Tukey's Outlier Screening GWC-12



n = 44
 No outliers found.
 Tukey's method selected by user.
 Data were square root transformed to achieve best W statistic (graph shown in original units).
 The results were invalidated, because the lower and upper quartiles are equal.

Constituent: Lead Analysis Run 8/2/2022 3:59 PM View: Outliers
 Plant McIntosh Client: Southern Company Data: McIntosh LF4 CCR

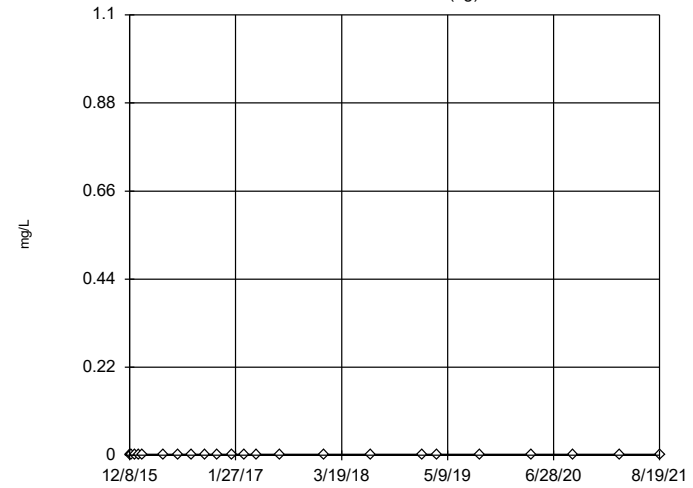
Tukey's Outlier Screening
GWA-15 (bg)



n = 23
No outliers found.
Tukey's method selected by user.
Data were square root transformed to achieve best W statistic (graph shown in original units).
The results were invalidated, because the lower and upper quartiles are equal.

Constituent: Lead Analysis Run 8/2/2022 3:59 PM View: Outliers
Plant McIntosh Client: Southern Company Data: McIntosh LF4 CCR

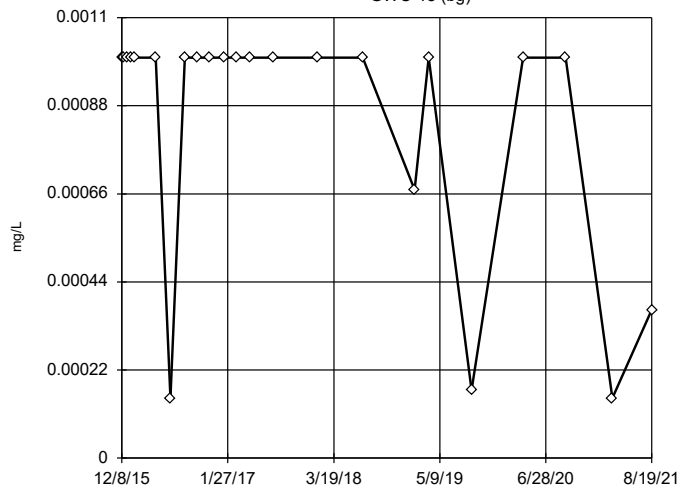
Tukey's Outlier Screening
GWC-17 (bg)



n = 23
No outliers found.
Tukey's method selected by user.
Data were square root transformed to achieve best W statistic (graph shown in original units).
The results were invalidated, because the lower and upper quartiles are equal.

Constituent: Lead Analysis Run 8/2/2022 3:59 PM View: Outliers
Plant McIntosh Client: Southern Company Data: McIntosh LF4 CCR

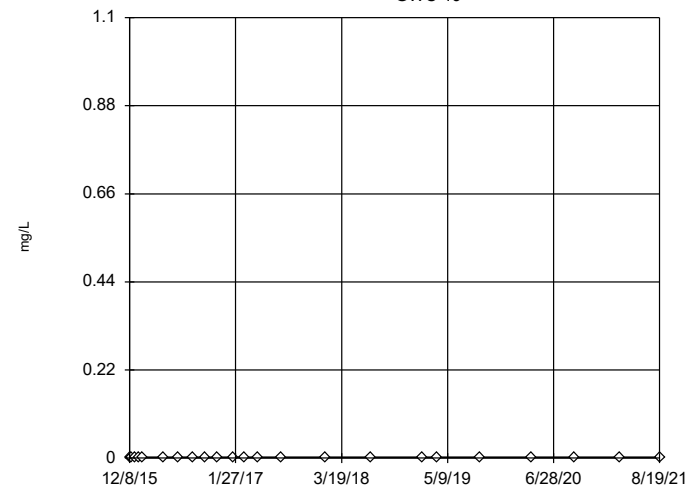
Tukey's Outlier Screening
GWC-18 (bg)



n = 23
No outliers found.
Tukey's method selected by user.
Data were square transformed to achieve best W statistic (graph shown in original units).
The results were invalidated, because the lower and upper quartiles are equal.

Constituent: Lead Analysis Run 8/2/2022 3:59 PM View: Outliers
Plant McIntosh Client: Southern Company Data: McIntosh LF4 CCR

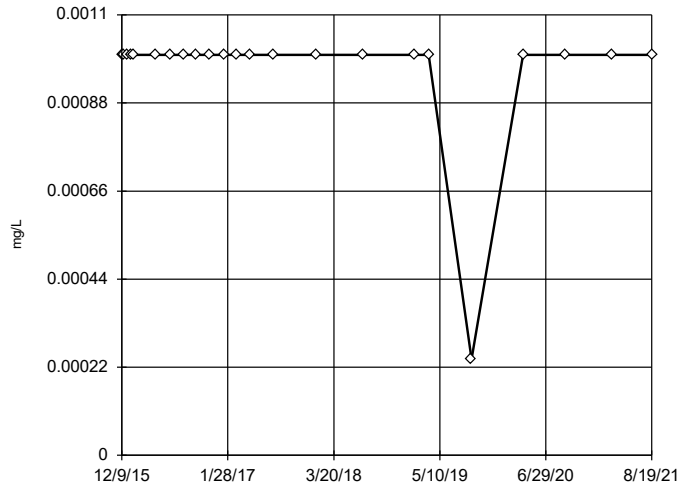
Tukey's Outlier Screening
GWC-19



n = 23
No outliers found.
Tukey's method selected by user.
Data were square root transformed to achieve best W statistic (graph shown in original units).
The results were invalidated, because the lower and upper quartiles are equal.

Constituent: Lead Analysis Run 8/2/2022 3:59 PM View: Outliers
Plant McIntosh Client: Southern Company Data: McIntosh LF4 CCR

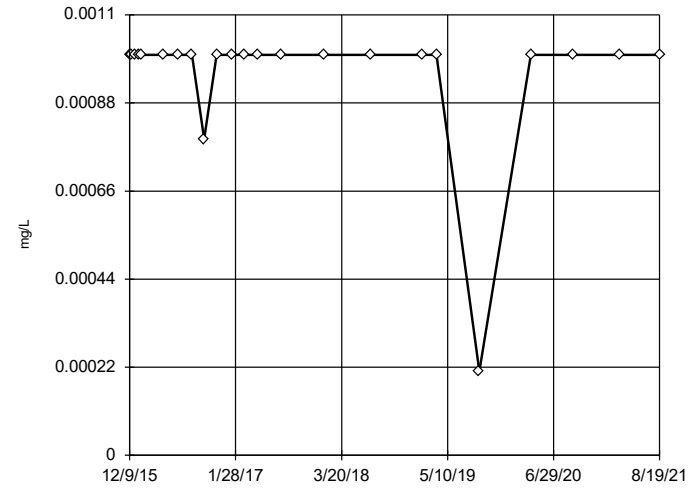
Tukey's Outlier Screening
GWC-20



n = 23
No outliers found. Tukey's method selected by user.
Data were cube transformed to achieve best W statistic (graph shown in original units).
The results were invalidated, because the lower and upper quartiles are equal.

Constituent: Lead Analysis Run 8/2/2022 3:59 PM View: Outliers
Plant McIntosh Client: Southern Company Data: McIntosh LF4 CCR

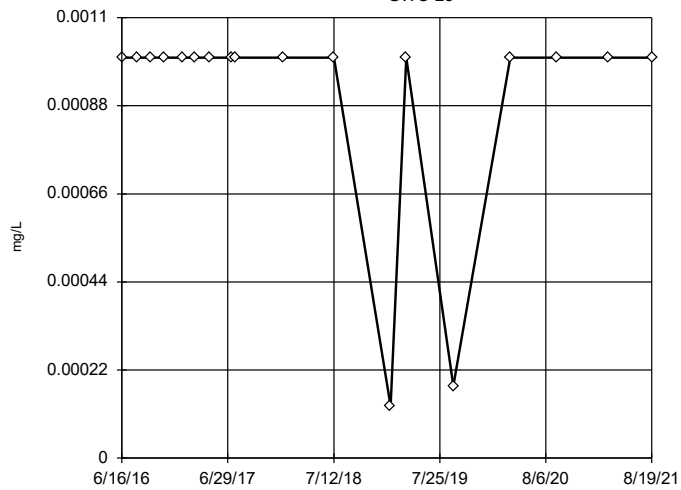
Tukey's Outlier Screening
GWC-21



n = 23
No outliers found. Tukey's method selected by user.
Data were x⁵ transformed to achieve best W statistic (graph shown in original units).
The results were invalidated, because the lower and upper quartiles are equal.

Constituent: Lead Analysis Run 8/2/2022 3:59 PM View: Outliers
Plant McIntosh Client: Southern Company Data: McIntosh LF4 CCR

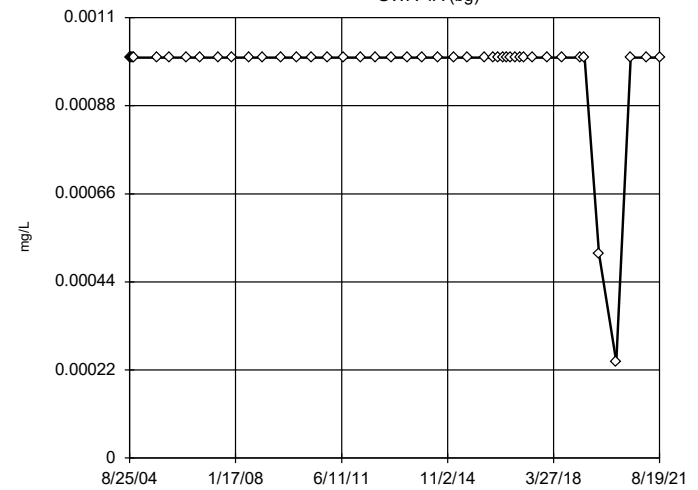
Tukey's Outlier Screening
GWC-23



n = 18
No outliers found. Tukey's method selected by user.
Data were natural log transformed to achieve best W statistic (graph shown in original units).
The results were invalidated, because the lower and upper quartiles are equal.

Constituent: Lead Analysis Run 8/2/2022 3:59 PM View: Outliers
Plant McIntosh Client: Southern Company Data: McIntosh LF4 CCR

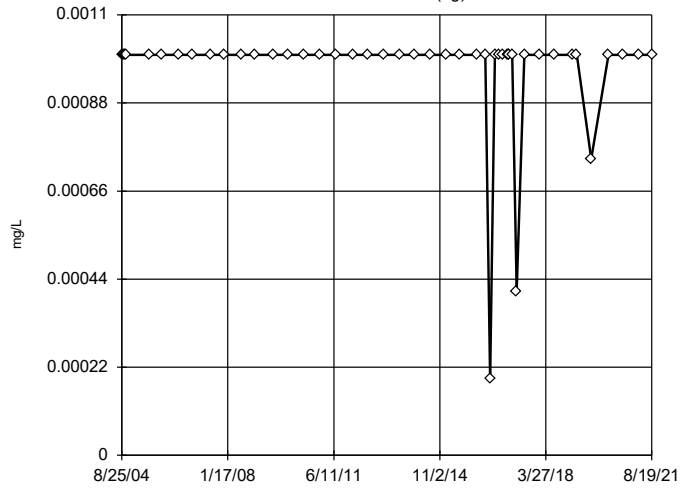
Tukey's Outlier Screening
GWA-4A (bg)



n = 44
No outliers found. Tukey's method selected by user.
Ladder of Powers transformations did not improve normality, analysis run on raw data.
The results were invalidated, because the lower and upper quartiles are equal.

Constituent: Lead Analysis Run 8/2/2022 3:59 PM View: Outliers
Plant McIntosh Client: Southern Company Data: McIntosh LF4 CCR

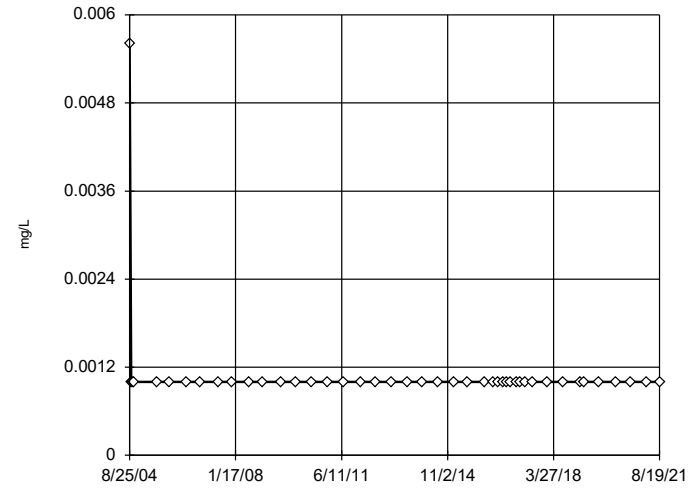
Tukey's Outlier Screening
GWA-5 (bg)



n = 46
No outliers found. Tukey's method selected by user.
Data were cube transformed to achieve best W statistic (graph shown in original units).
The results were invalidated, because the lower and upper quartiles are equal.

Constituent: Lead Analysis Run 8/2/2022 3:59 PM View: Outliers
Plant McIntosh Client: Southern Company Data: McIntosh LF4 CCR

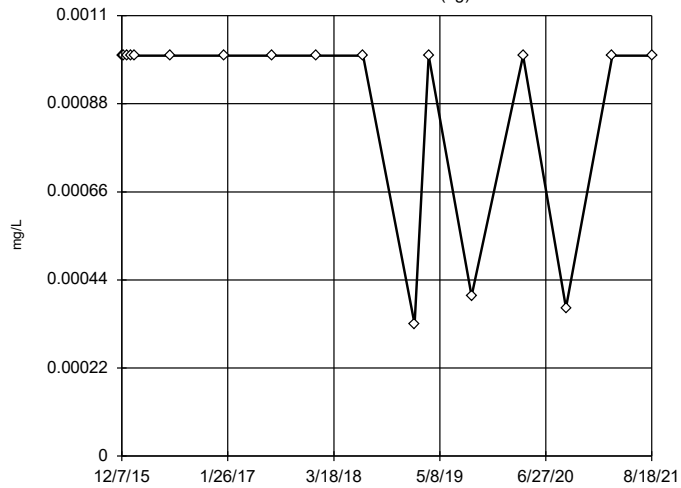
Tukey's Outlier Screening
GWC-9



n = 44
No outliers found. Tukey's method selected by user.
Data were x^6 transformed to achieve best W statistic (graph shown in original units).
The results were invalidated, because the lower and upper quartiles are equal.

Constituent: Lead Analysis Run 8/2/2022 3:59 PM View: Outliers
Plant McIntosh Client: Southern Company Data: McIntosh LF4 CCR

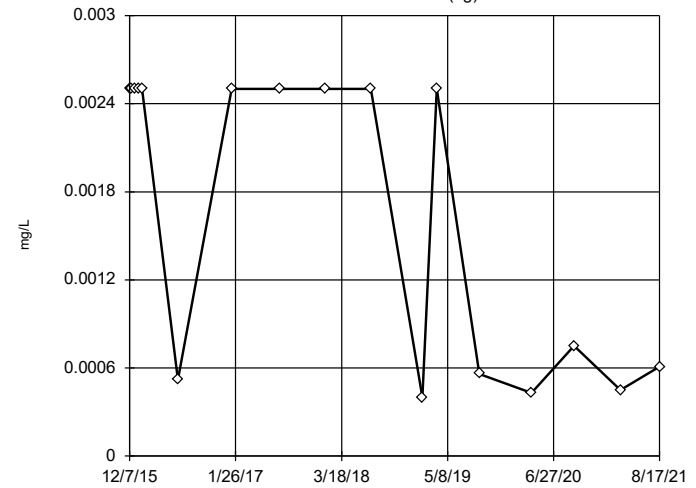
Tukey's Outlier Screening
GWA-13 (bg)



n = 17
No outliers found. Tukey's method selected by user.
Data were natural log transformed to achieve best W statistic (graph shown in original units).
The results were invalidated, because the lower and upper quartiles are equal.

Constituent: Nickel Analysis Run 8/2/2022 3:59 PM View: Outliers
Plant McIntosh Client: Southern Company Data: McIntosh LF4 CCR

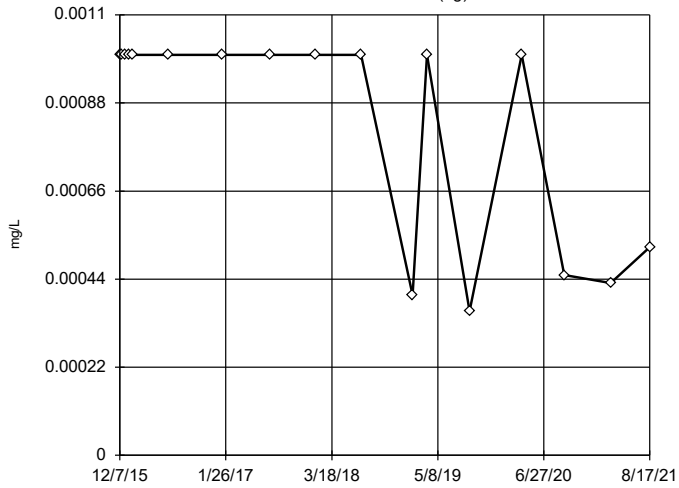
Tukey's Outlier Screening
GWA-14 (bg)



n = 17
No outliers found. Tukey's method selected by user.
Data were natural log transformed to achieve best W statistic (graph shown in original units).
High cutoff = 0.2486, low cutoff = 0.000005427, based on IQR multiplier of 3.

Constituent: Nickel Analysis Run 8/2/2022 3:59 PM View: Outliers
Plant McIntosh Client: Southern Company Data: McIntosh LF4 CCR

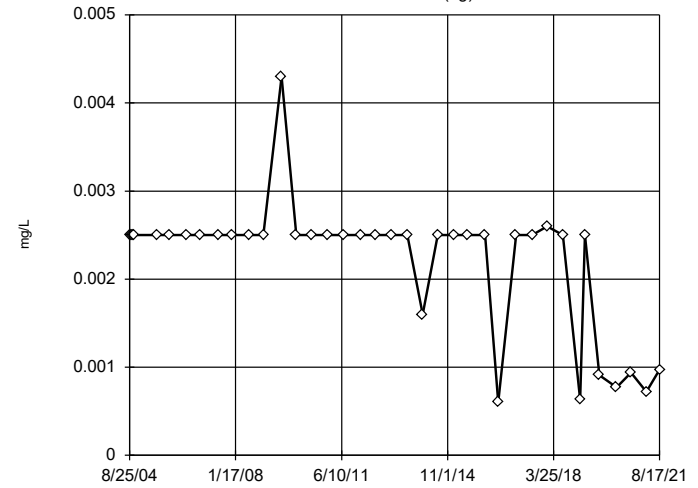
Tukey's Outlier Screening GWA-16 (bg)



n = 17
No outliers found. Tukey's method selected by user.
Data were natural log transformed to achieve best W statistic (graph shown in original units).
High cutoff = 0.008834, low cutoff = 0.0005476, based on IQR multiplier of 3.

Constituent: Nickel Analysis Run 8/2/2022 3:59 PM View: Outliers
Plant McIntosh Client: Southern Company Data: McIntosh LF4 CCR

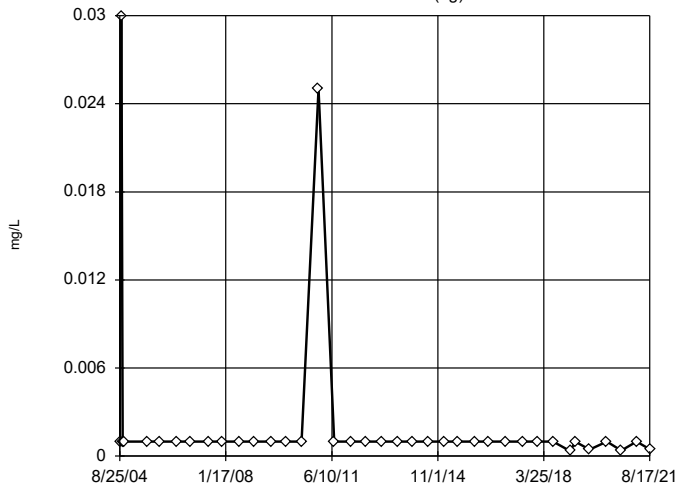
Tukey's Outlier Screening GWA-2 (bg)



n = 38
No outliers found. Tukey's method selected by user.
Ladder of Powers transformations did not improve normality; analysis run on raw data.
The results were invalidated, because the lower and upper quartiles are equal.

Constituent: Nickel Analysis Run 8/2/2022 3:59 PM View: Outliers
Plant McIntosh Client: Southern Company Data: McIntosh LF4 CCR

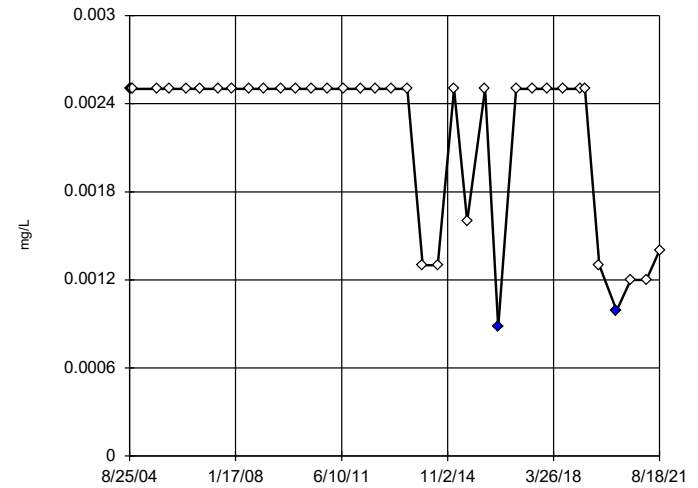
Tukey's Outlier Screening GWA-3 (bg)



n = 38
No outliers found. Tukey's method selected by user.
Data were natural log transformed to achieve best W statistic (graph shown in original units).
The results were invalidated, because the lower and upper quartiles are equal.

Constituent: Nickel Analysis Run 8/2/2022 3:59 PM View: Outliers
Plant McIntosh Client: Southern Company Data: McIntosh LF4 CCR

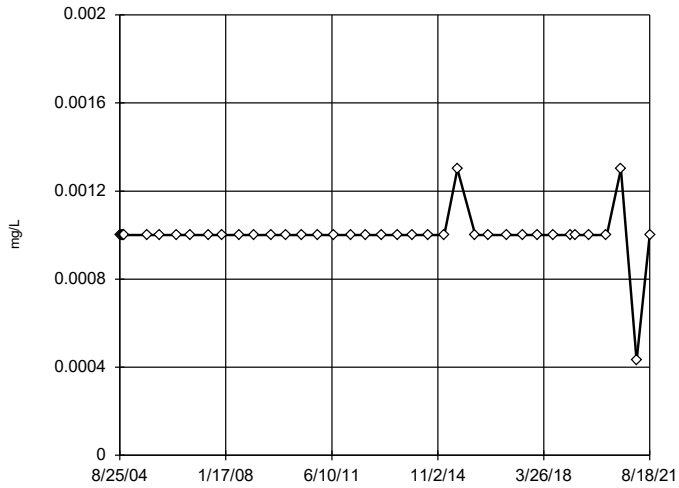
Tukey's Outlier Screening GWC-1



n = 37
Outliers are drawn as solid. Tukey's method selected by user.
Data were natural log transformed to achieve best W statistic (graph shown in original units).
High cutoff = 0.004883, low cutoff = 0.001024, based on IQR multiplier of 3.

Constituent: Nickel Analysis Run 8/2/2022 3:59 PM View: Outliers
Plant McIntosh Client: Southern Company Data: McIntosh LF4 CCR

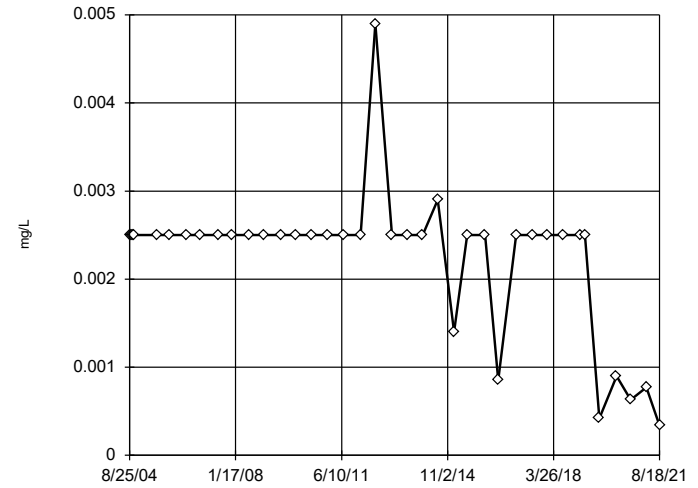
Tukey's Outlier Screening GWC-10



n = 38
 No outliers found. Tukey's method selected by user.
 Data were square transformed to achieve best W statistic (graph shown in original units).
 The results were invalidated, because the lower and upper quartiles are equal.

Constituent: Nickel Analysis Run 8/2/2022 3:59 PM View: Outliers
 Plant McIntosh Client: Southern Company Data: McIntosh LF4 CCR

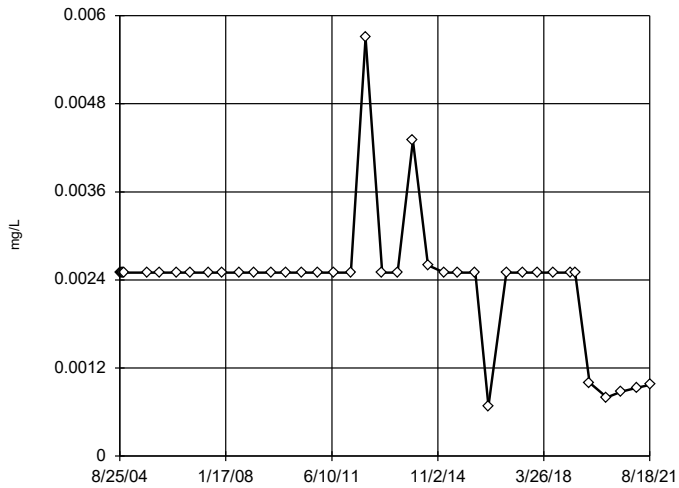
Tukey's Outlier Screening GWC-11



n = 38
 No outliers found. Tukey's method selected by user.
 Ladder of Powers transformations did not improve normality; analysis run on raw data.
 The results were invalidated, because the lower and upper quartiles are equal.

Constituent: Nickel Analysis Run 8/2/2022 3:59 PM View: Outliers
 Plant McIntosh Client: Southern Company Data: McIntosh LF4 CCR

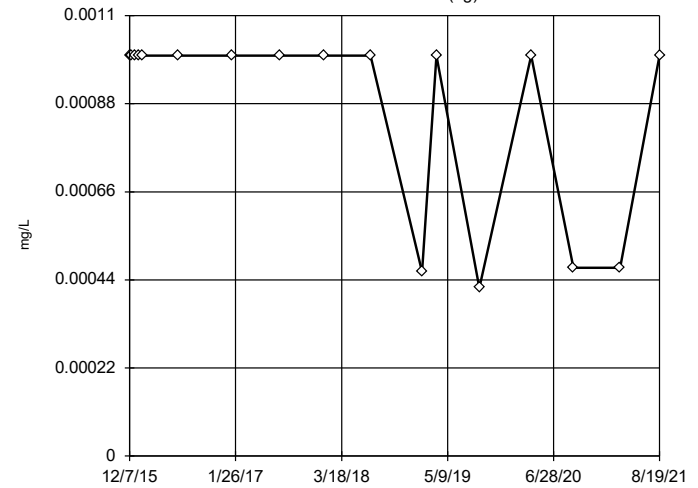
Tukey's Outlier Screening GWC-12



n = 38
 No outliers found. Tukey's method selected by user.
 Data were square root transformed to achieve best W statistic (graph shown in original units).
 The results were invalidated, because the lower and upper quartiles are equal.

Constituent: Nickel Analysis Run 8/2/2022 3:59 PM View: Outliers
 Plant McIntosh Client: Southern Company Data: McIntosh LF4 CCR

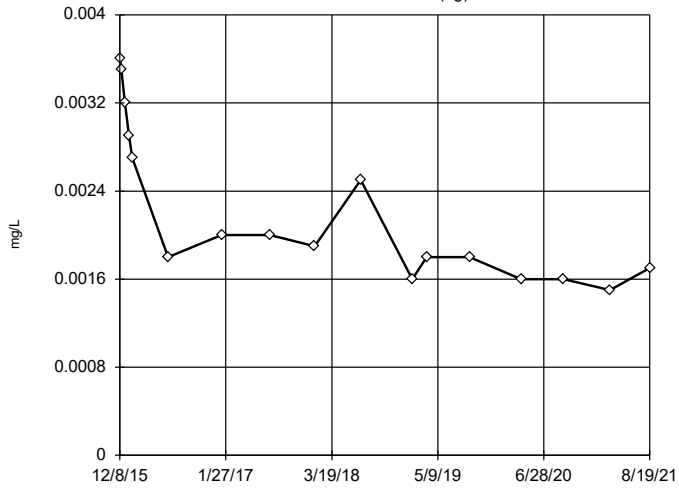
Tukey's Outlier Screening GWA-15 (bg)



n = 17
 No outliers found. Tukey's method selected by user.
 Data were natural log transformed to achieve best W statistic (graph shown in original units).
 High cutoff = 0.003104, low cutoff = 0.0002209, based on IQR multiplier of 3.

Constituent: Nickel Analysis Run 8/2/2022 3:59 PM View: Outliers
 Plant McIntosh Client: Southern Company Data: McIntosh LF4 CCR

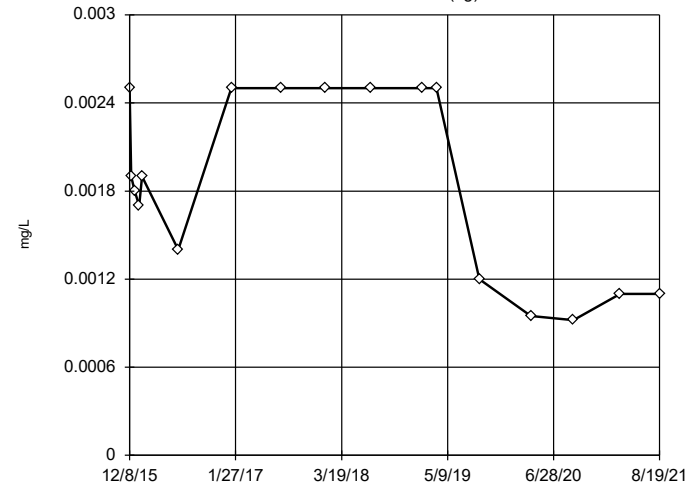
Tukey's Outlier Screening
GWC-17 (bg)



n = 17
No outliers found.
Tukey's method selected by user.
Data were natural log transformed to achieve best W statistic (graph shown in original units).
High cutoff = 0.01367,
low cutoff = 0.0003377,
based on IQR multiplier of 3.

Constituent: Nickel Analysis Run 8/2/2022 3:59 PM View: Outliers
Plant McIntosh Client: Southern Company Data: McIntosh LF4 CCR

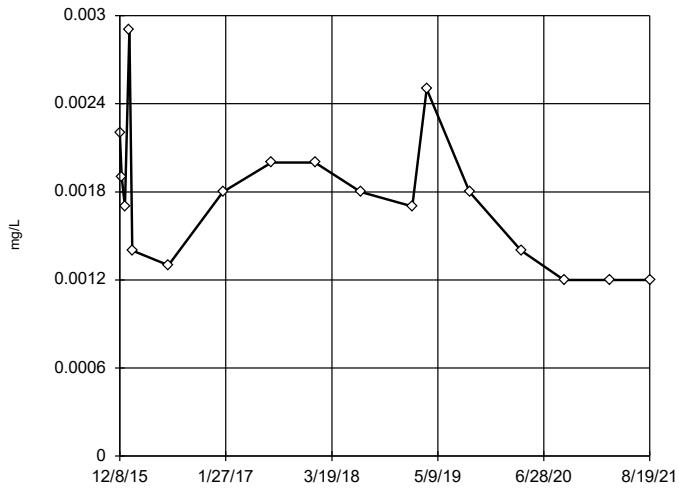
Tukey's Outlier Screening
GWC-18 (bg)



n = 17
No outliers found.
Tukey's method selected by user.
Data were cube root transformed to achieve best W statistic (graph shown in original units).
High cutoff = 0.01195,
low cutoff = 0.00001654,
based on IQR multiplier of 3.

Constituent: Nickel Analysis Run 8/2/2022 3:59 PM View: Outliers
Plant McIntosh Client: Southern Company Data: McIntosh LF4 CCR

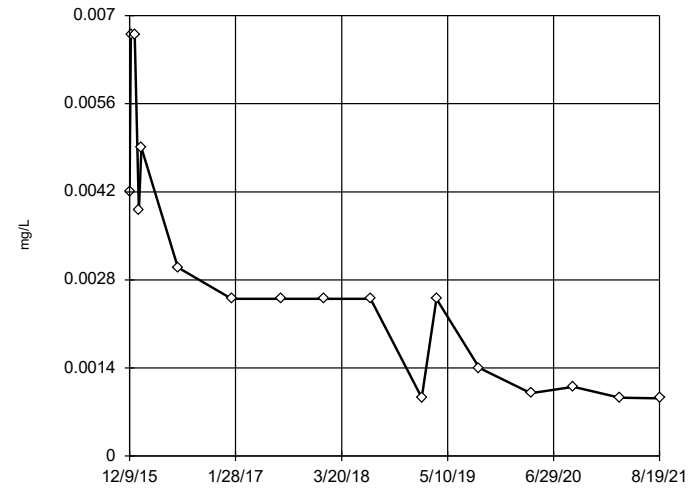
Tukey's Outlier Screening
GWC-19



n = 17
No outliers found.
Tukey's method selected by user.
Data were natural log transformed to achieve best W statistic (graph shown in original units).
High cutoff = 0.006516,
low cutoff = 0.000414,
based on IQR multiplier of 3.

Constituent: Nickel Analysis Run 8/2/2022 3:59 PM View: Outliers
Plant McIntosh Client: Southern Company Data: McIntosh LF4 CCR

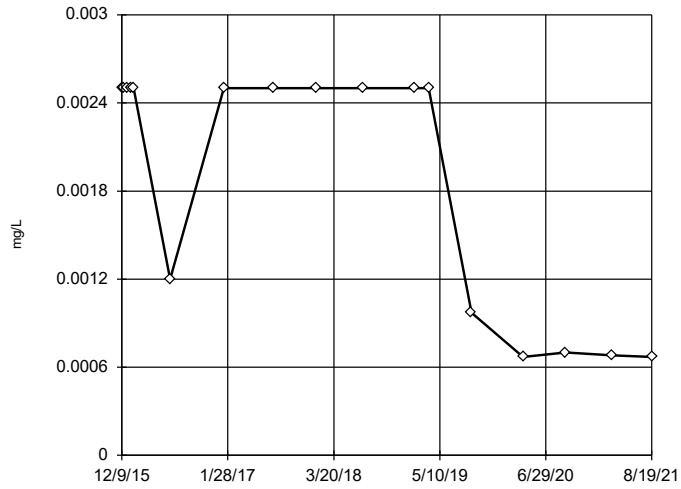
Tukey's Outlier Screening
GWC-20



n = 17
No outliers found.
Tukey's method selected by user.
Data were cube root transformed to achieve best W statistic (graph shown in original units).
High cutoff = 0.03681,
low cutoff = -0.0003681,
based on IQR multiplier of 3.

Constituent: Nickel Analysis Run 8/2/2022 3:59 PM View: Outliers
Plant McIntosh Client: Southern Company Data: McIntosh LF4 CCR

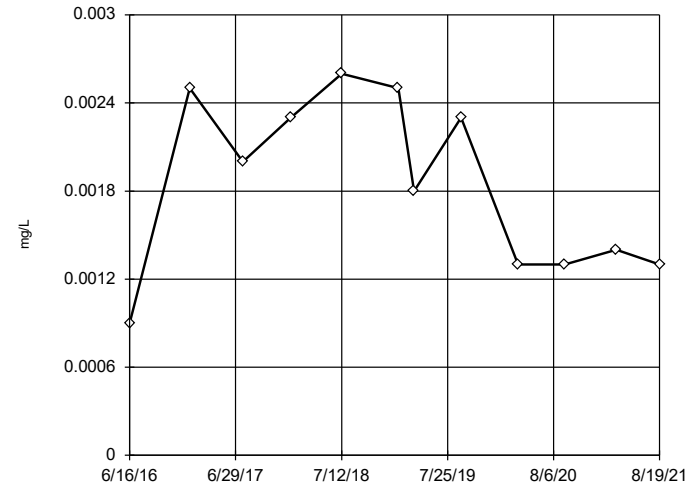
Tukey's Outlier Screening
GWC-21



n = 17
No outliers found. Tukey's method selected by user.
Data were natural log transformed to achieve best W statistic (graph shown in original units).
High cutoff = 0.06992, low cutoff = 0.00002951, based on IQR multiplier of 3.

Constituent: Nickel Analysis Run 8/2/2022 3:59 PM View: Outliers
Plant McIntosh Client: Southern Company Data: McIntosh LF4 CCR

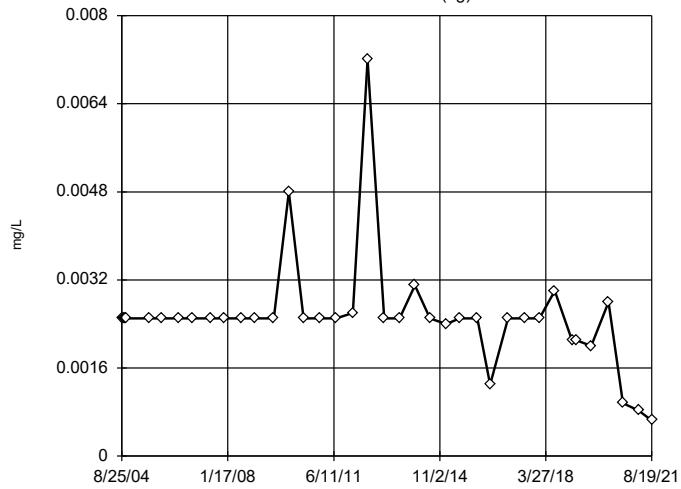
Tukey's Outlier Screening
GWC-23



n = 12
No outliers found. Tukey's method selected by user.
Ladder of Powers transformations did not improve normality; analysis run on raw data.
High cutoff = 0.0057, low cutoff = -0.002, based on IQR multiplier of 3.

Constituent: Nickel Analysis Run 8/2/2022 3:59 PM View: Outliers
Plant McIntosh Client: Southern Company Data: McIntosh LF4 CCR

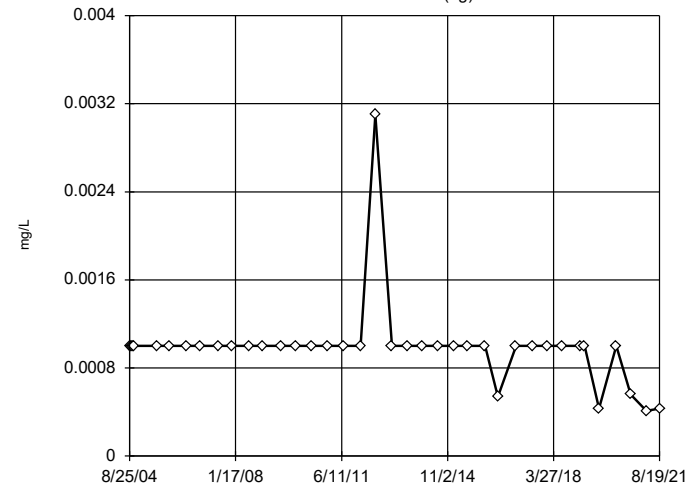
Tukey's Outlier Screening
GWA-4A (bg)



n = 38
No outliers found. Tukey's method selected by user.
Data were cube root transformed to achieve best W statistic (graph shown in original units).
The results were invalidated, because the lower and upper quartiles are equal.

Constituent: Nickel Analysis Run 8/2/2022 3:59 PM View: Outliers
Plant McIntosh Client: Southern Company Data: McIntosh LF4 CCR

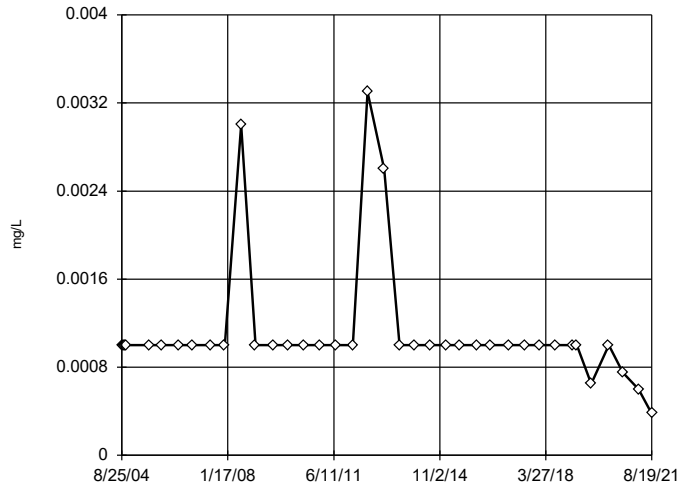
Tukey's Outlier Screening
GWA-5 (bg)



n = 38
No outliers found. Tukey's method selected by user.
Data were natural log transformed to achieve best W statistic (graph shown in original units).
The results were invalidated, because the lower and upper quartiles are equal.

Constituent: Nickel Analysis Run 8/2/2022 3:59 PM View: Outliers
Plant McIntosh Client: Southern Company Data: McIntosh LF4 CCR

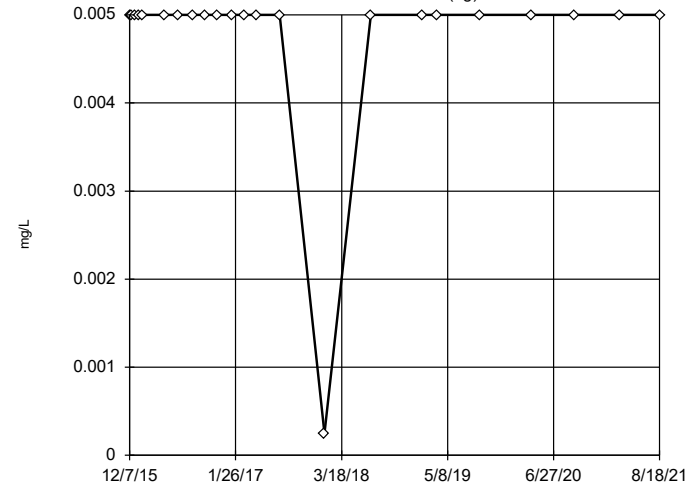
Tukey's Outlier Screening GWC-9



n = 38
No outliers found.
Tukey's method selected by user.
Data were natural log transformed to achieve best W statistic (graph shown in original units).
The results were invalidated, because the lower and upper quartiles are equal.

Constituent: Nickel Analysis Run 8/2/2022 3:59 PM View: Outliers
Plant McIntosh Client: Southern Company Data: McIntosh LF4 CCR

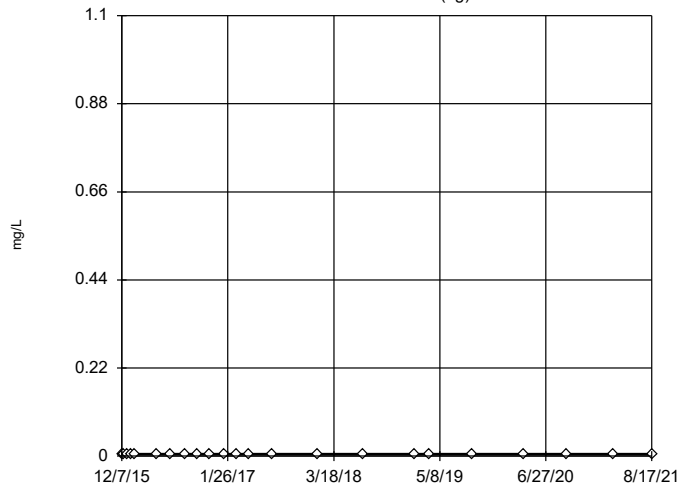
Tukey's Outlier Screening GWA-13 (bg)



n = 23
No outliers found.
Tukey's method selected by user.
Ladder of Powers transformations did not improve normality; analysis run on raw data.
The results were invalidated, because the lower and upper quartiles are equal.

Constituent: Selenium Analysis Run 8/2/2022 3:59 PM View: Outliers
Plant McIntosh Client: Southern Company Data: McIntosh LF4 CCR

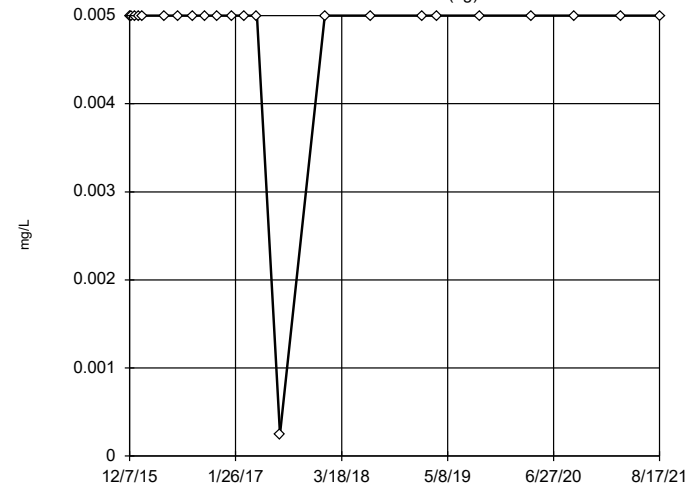
Tukey's Outlier Screening GWA-14 (bg)



n = 23
No outliers found.
Tukey's method selected by user.
Data were square root transformed to achieve best W statistic (graph shown in original units).
The results were invalidated, because the lower and upper quartiles are equal.

Constituent: Selenium Analysis Run 8/2/2022 3:59 PM View: Outliers
Plant McIntosh Client: Southern Company Data: McIntosh LF4 CCR

Tukey's Outlier Screening GWA-16 (bg)

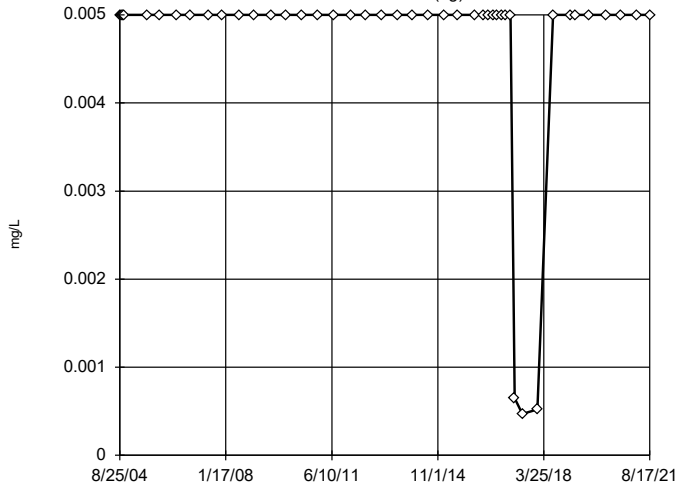


n = 23
No outliers found.
Tukey's method selected by user.
Ladder of Powers transformations did not improve normality; analysis run on raw data.
The results were invalidated, because the lower and upper quartiles are equal.

Constituent: Selenium Analysis Run 8/2/2022 3:59 PM View: Outliers
Plant McIntosh Client: Southern Company Data: McIntosh LF4 CCR

Tukey's Outlier Screening

GWA-2 (bg)

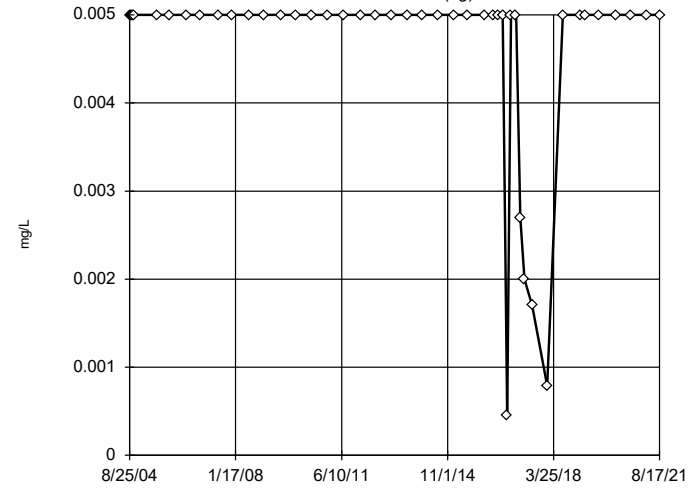


n = 44
 No outliers found. Tukey's method selected by user.
 Data were natural log transformed to achieve best W statistic (graph shown in original units).
 The results were invalidated, because the lower and upper quartiles are equal.

Constituent: Selenium Analysis Run 8/2/2022 3:59 PM View: Outliers
 Plant McIntosh Client: Southern Company Data: McIntosh LF4 CCR

Tukey's Outlier Screening

GWA-3 (bg)

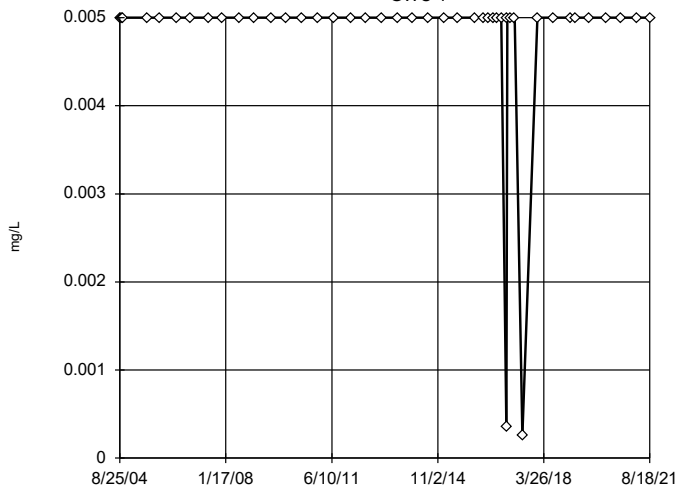


n = 44
 No outliers found. Tukey's method selected by user.
 Ladder of Powers transformations did not improve normality; analysis run on raw data.
 The results were invalidated, because the lower and upper quartiles are equal.

Constituent: Selenium Analysis Run 8/2/2022 3:59 PM View: Outliers
 Plant McIntosh Client: Southern Company Data: McIntosh LF4 CCR

Tukey's Outlier Screening

GWC-1

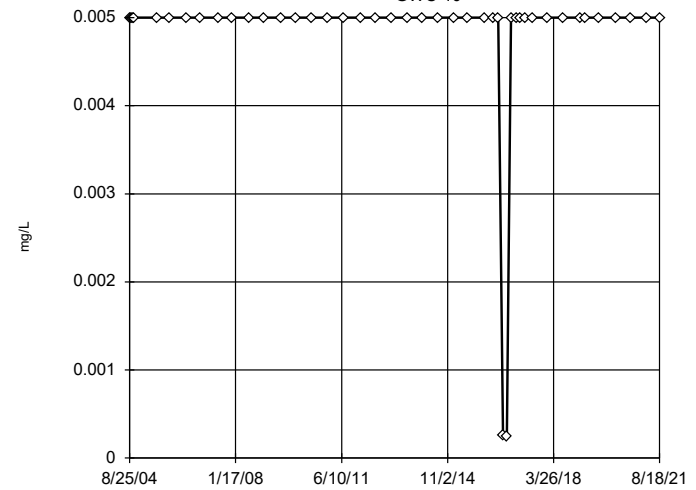


n = 44
 No outliers found. Tukey's method selected by user.
 Data were natural log transformed to achieve best W statistic (graph shown in original units).
 The results were invalidated, because the lower and upper quartiles are equal.

Constituent: Selenium Analysis Run 8/2/2022 3:59 PM View: Outliers
 Plant McIntosh Client: Southern Company Data: McIntosh LF4 CCR

Tukey's Outlier Screening

GWC-10

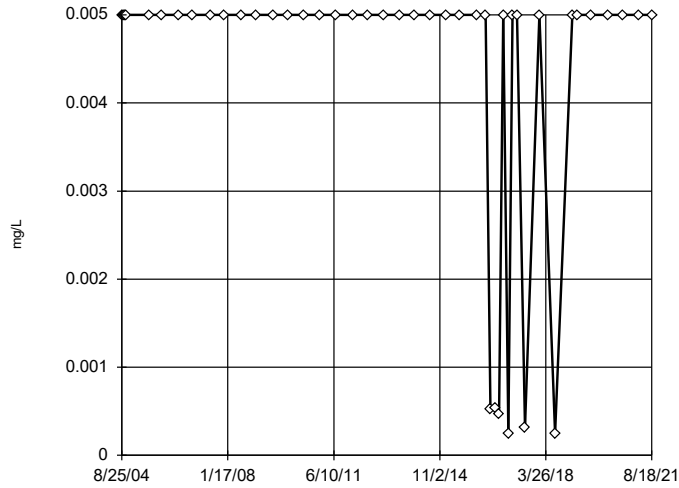


n = 44
 No outliers found. Tukey's method selected by user.
 Data were natural log transformed to achieve best W statistic (graph shown in original units).
 The results were invalidated, because the lower and upper quartiles are equal.

Constituent: Selenium Analysis Run 8/2/2022 3:59 PM View: Outliers
 Plant McIntosh Client: Southern Company Data: McIntosh LF4 CCR

Tukey's Outlier Screening

GWC-11

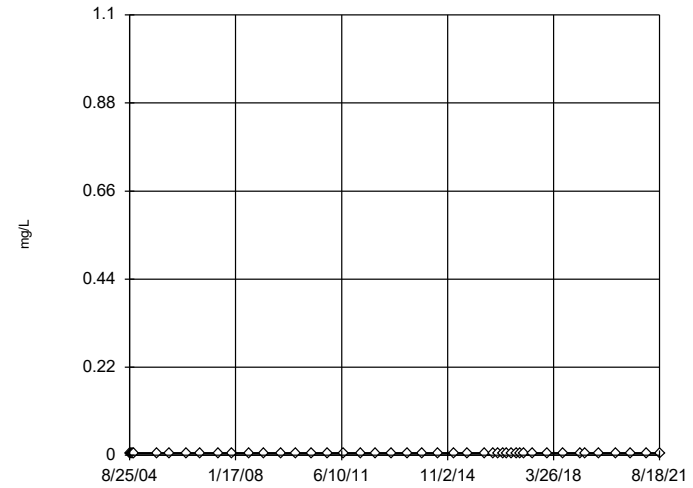


n = 44
 No outliers found.
 Tukey's method selected by user.
 Data were natural log transformed to achieve best W statistic (graph shown in original units).
 The results were invalidated, because the lower and upper quartiles are equal.

Constituent: Selenium Analysis Run 8/2/2022 3:59 PM View: Outliers
 Plant McIntosh Client: Southern Company Data: McIntosh LF4 CCR

Tukey's Outlier Screening

GWC-12

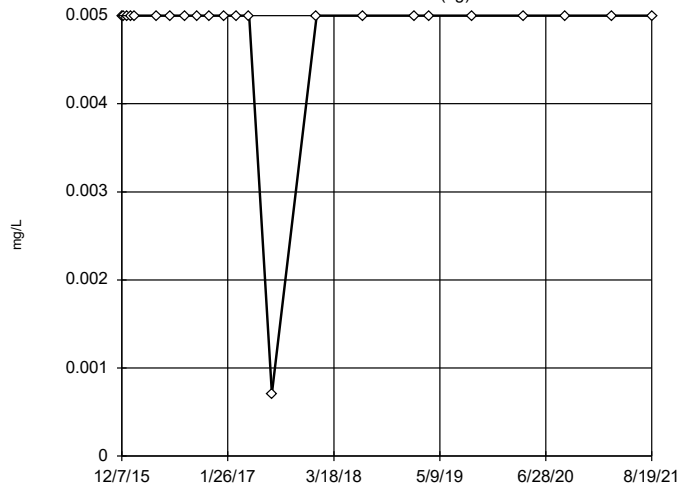


n = 44
 No outliers found.
 Tukey's method selected by user.
 Data were square root transformed to achieve best W statistic (graph shown in original units).
 The results were invalidated, because the lower and upper quartiles are equal.

Constituent: Selenium Analysis Run 8/2/2022 3:59 PM View: Outliers
 Plant McIntosh Client: Southern Company Data: McIntosh LF4 CCR

Tukey's Outlier Screening

GWA-15 (bg)

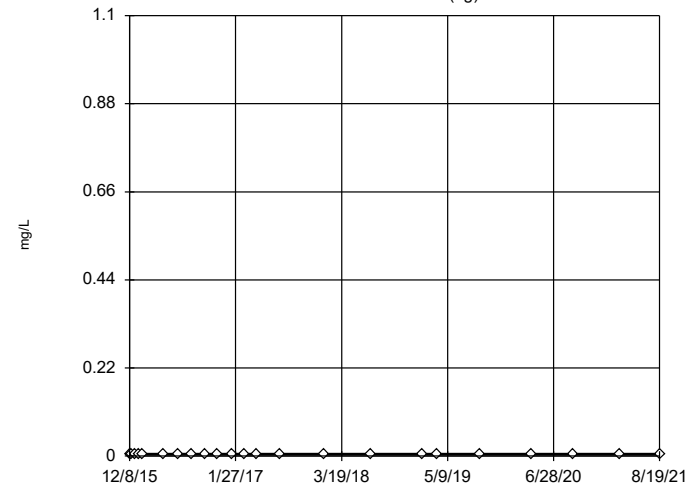


n = 23
 No outliers found.
 Tukey's method selected by user.
 Ladder of Powers transformations did not improve normality; analysis run on raw data.
 The results were invalidated, because the lower and upper quartiles are equal.

Constituent: Selenium Analysis Run 8/2/2022 3:59 PM View: Outliers
 Plant McIntosh Client: Southern Company Data: McIntosh LF4 CCR

Tukey's Outlier Screening

GWC-17 (bg)

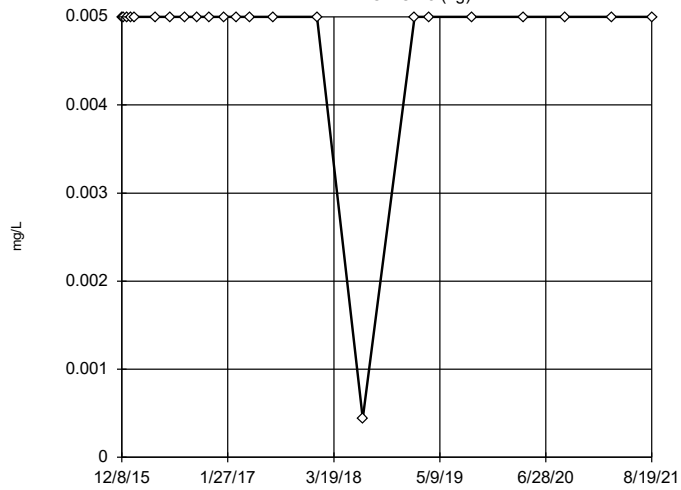


n = 23
 No outliers found.
 Tukey's method selected by user.
 Data were square root transformed to achieve best W statistic (graph shown in original units).
 The results were invalidated, because the lower and upper quartiles are equal.

Constituent: Selenium Analysis Run 8/2/2022 3:59 PM View: Outliers
 Plant McIntosh Client: Southern Company Data: McIntosh LF4 CCR

Tukey's Outlier Screening

GWC-18 (bg)



n = 23

No outliers found. Tukey's method selected by user.

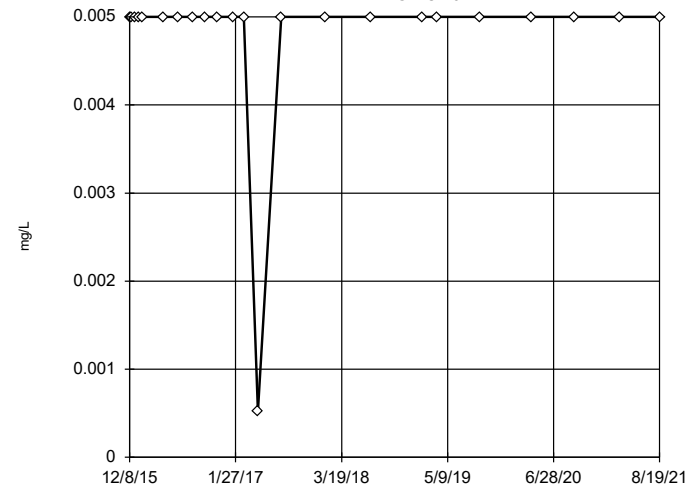
Data were square root transformed to achieve best W statistic (graph shown in original units).

The results were invalidated, because the lower and upper quartiles are equal.

Constituent: Selenium Analysis Run 8/2/2022 3:59 PM View: Outliers
Plant McIntosh Client: Southern Company Data: McIntosh LF4 CCR

Tukey's Outlier Screening

GWC-19



n = 23

No outliers found. Tukey's method selected by user.

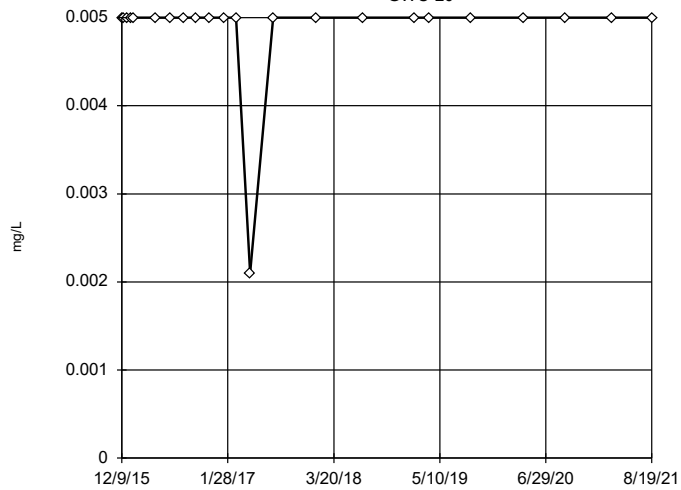
Data were natural log transformed to achieve best W statistic (graph shown in original units).

The results were invalidated, because the lower and upper quartiles are equal.

Constituent: Selenium Analysis Run 8/2/2022 3:59 PM View: Outliers
Plant McIntosh Client: Southern Company Data: McIntosh LF4 CCR

Tukey's Outlier Screening

GWC-20



n = 23

No outliers found. Tukey's method selected by user.

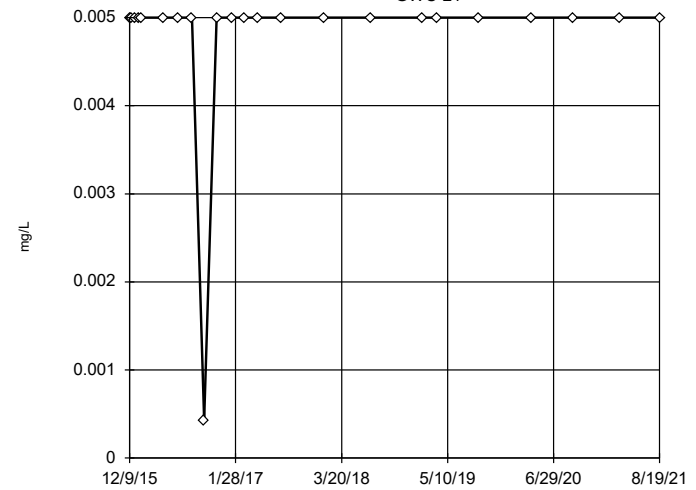
Data were cube transformed to achieve best W statistic (graph shown in original units).

The results were invalidated, because the lower and upper quartiles are equal.

Constituent: Selenium Analysis Run 8/2/2022 3:59 PM View: Outliers
Plant McIntosh Client: Southern Company Data: McIntosh LF4 CCR

Tukey's Outlier Screening

GWC-21



n = 23

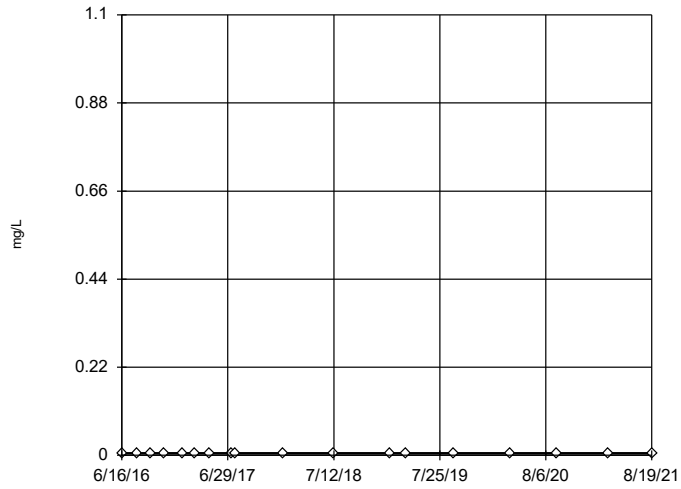
No outliers found. Tukey's method selected by user.

Data were square root transformed to achieve best W statistic (graph shown in original units).

The results were invalidated, because the lower and upper quartiles are equal.

Constituent: Selenium Analysis Run 8/2/2022 3:59 PM View: Outliers
Plant McIntosh Client: Southern Company Data: McIntosh LF4 CCR

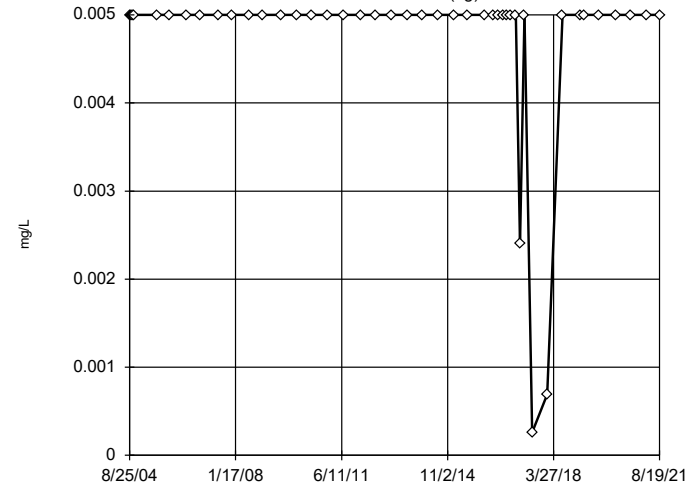
Tukey's Outlier Screening GWC-23



n = 18
 No outliers found.
 Tukey's method selected by user.
 Data were cube root transformed to achieve best W statistic (graph shown in original units).
 The results were invalidated, because the lower and upper quartiles are equal.

Constituent: Selenium Analysis Run 8/2/2022 3:59 PM View: Outliers
 Plant McIntosh Client: Southern Company Data: McIntosh LF4 CCR

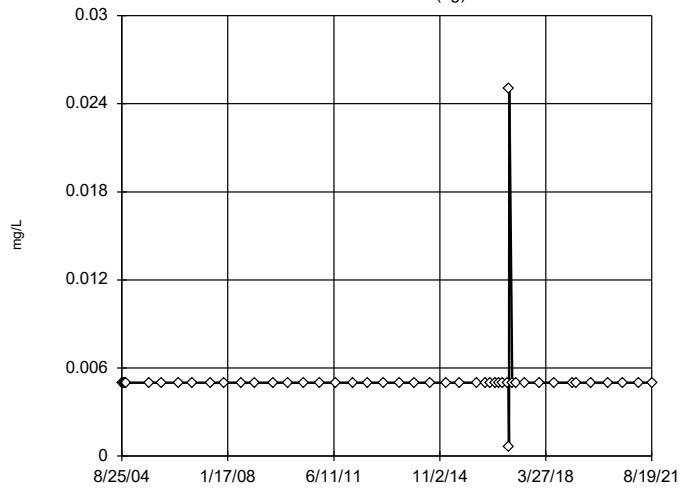
Tukey's Outlier Screening GWA-4A (bg)



n = 44
 No outliers found.
 Tukey's method selected by user.
 Ladder of Powers transformations did not improve normality; analysis run on raw data.
 The results were invalidated, because the lower and upper quartiles are equal.

Constituent: Selenium Analysis Run 8/2/2022 3:59 PM View: Outliers
 Plant McIntosh Client: Southern Company Data: McIntosh LF4 CCR

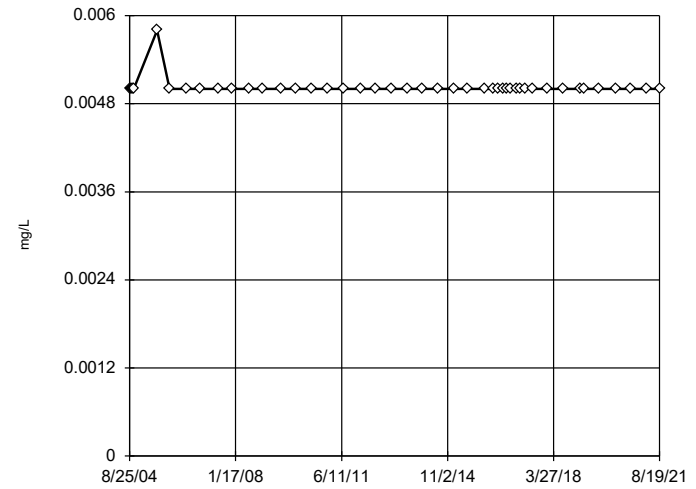
Tukey's Outlier Screening GWA-5 (bg)



n = 46
 No outliers found.
 Tukey's method selected by user.
 Data were natural log transformed to achieve best W statistic (graph shown in original units).
 The results were invalidated, because the lower and upper quartiles are equal.

Constituent: Selenium Analysis Run 8/2/2022 3:59 PM View: Outliers
 Plant McIntosh Client: Southern Company Data: McIntosh LF4 CCR

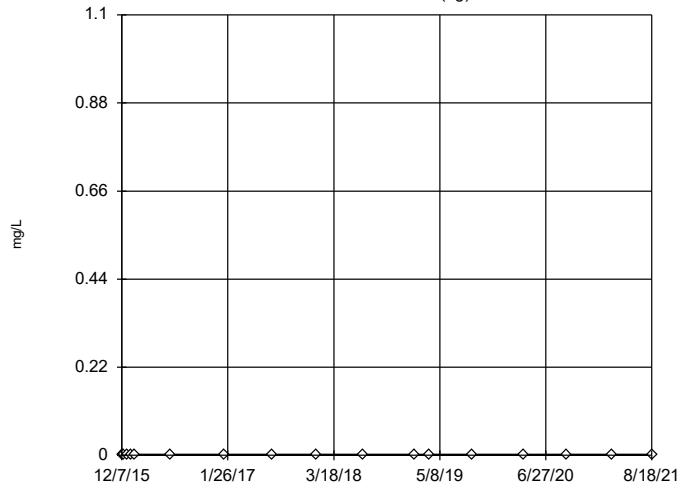
Tukey's Outlier Screening GWC-9



n = 44
 No outliers found.
 Tukey's method selected by user.
 Data were x^5 transformed to achieve best W statistic (graph shown in original units).
 The results were invalidated, because the lower and upper quartiles are equal.

Constituent: Selenium Analysis Run 8/2/2022 3:59 PM View: Outliers
 Plant McIntosh Client: Southern Company Data: McIntosh LF4 CCR

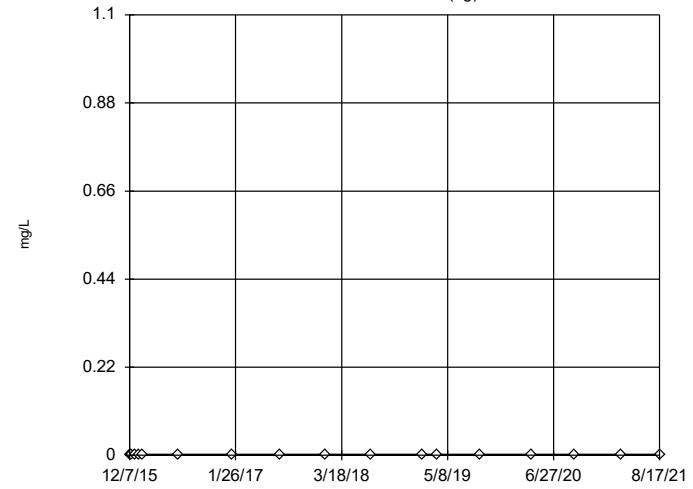
Tukey's Outlier Screening GWA-13 (bg)



n = 17
 No outliers found.
 Tukey's method selected by user.
 Data were cube root transformed to achieve best W statistic (graph shown in original units).
 The results were invalidated, because the lower and upper quartiles are equal.

Constituent: Silver Analysis Run 8/2/2022 3:59 PM View: Outliers
 Plant McIntosh Client: Southern Company Data: McIntosh LF4 CCR

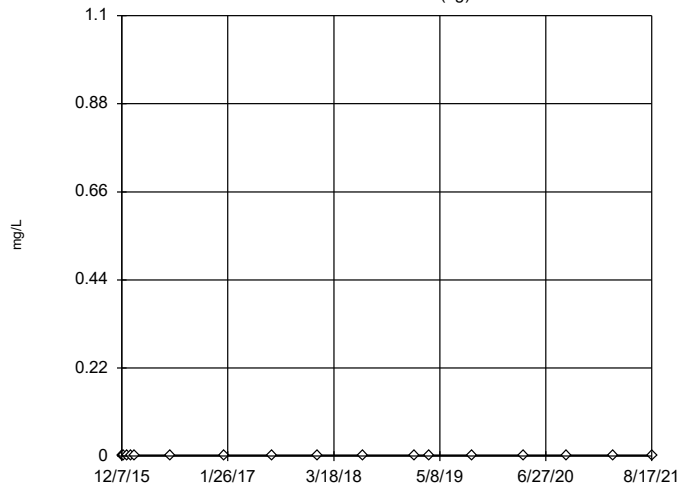
Tukey's Outlier Screening GWA-14 (bg)



n = 17
 No outliers found.
 Tukey's method selected by user.
 Data were cube root transformed to achieve best W statistic (graph shown in original units).
 The results were invalidated, because the lower and upper quartiles are equal.

Constituent: Silver Analysis Run 8/2/2022 3:59 PM View: Outliers
 Plant McIntosh Client: Southern Company Data: McIntosh LF4 CCR

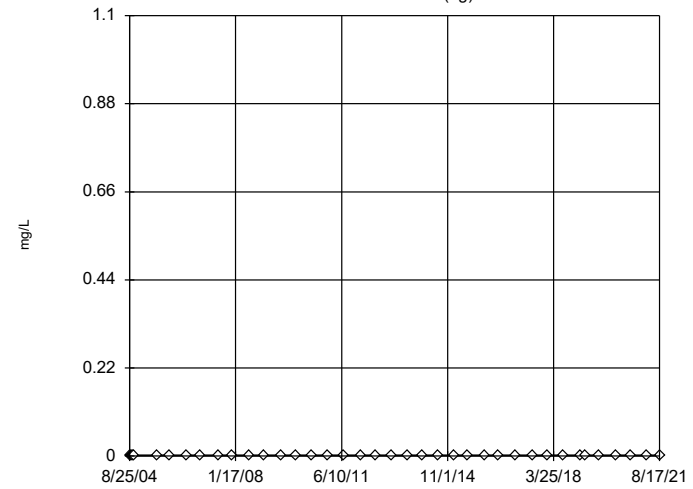
Tukey's Outlier Screening GWA-16 (bg)



n = 17
 No outliers found.
 Tukey's method selected by user.
 Data were cube root transformed to achieve best W statistic (graph shown in original units).
 The results were invalidated, because the lower and upper quartiles are equal.

Constituent: Silver Analysis Run 8/2/2022 3:59 PM View: Outliers
 Plant McIntosh Client: Southern Company Data: McIntosh LF4 CCR

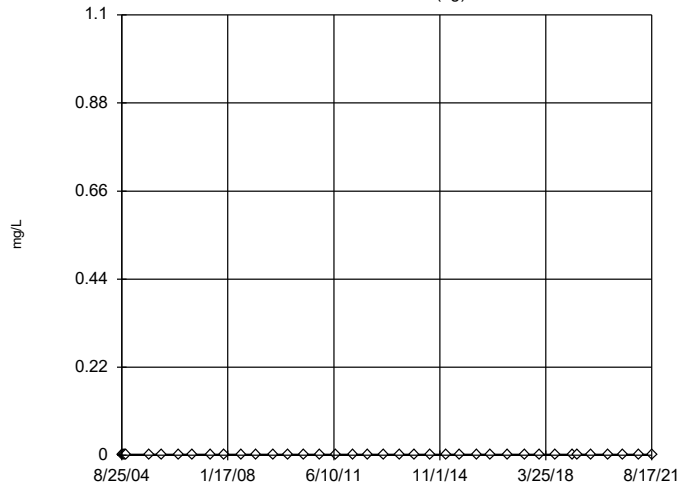
Tukey's Outlier Screening GWA-2 (bg)



n = 38
 No outliers found.
 Tukey's method selected by user.
 Data were square root transformed to achieve best W statistic (graph shown in original units).
 The results were invalidated, because the lower and upper quartiles are equal.

Constituent: Silver Analysis Run 8/2/2022 3:59 PM View: Outliers
 Plant McIntosh Client: Southern Company Data: McIntosh LF4 CCR

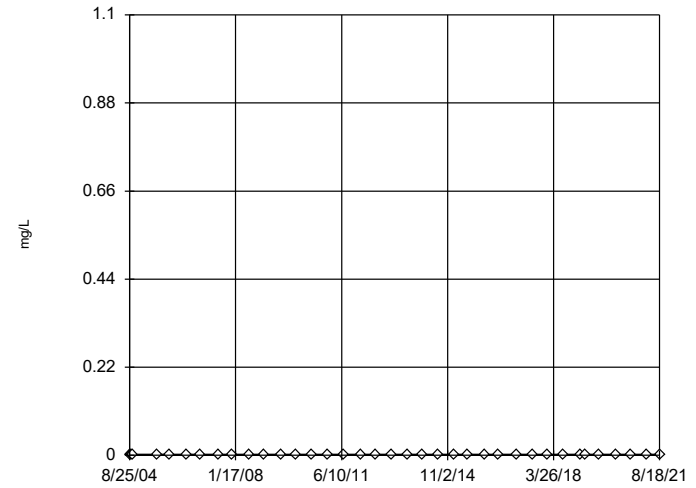
Tukey's Outlier Screening GWA-3 (bg)



n = 38
 No outliers found.
 Tukey's method selected by user.
 Data were square root transformed to achieve best W statistic (graph shown in original units).
 The results were invalidated, because the lower and upper quartiles are equal.

Constituent: Silver Analysis Run 8/2/2022 3:59 PM View: Outliers
 Plant McIntosh Client: Southern Company Data: McIntosh LF4 CCR

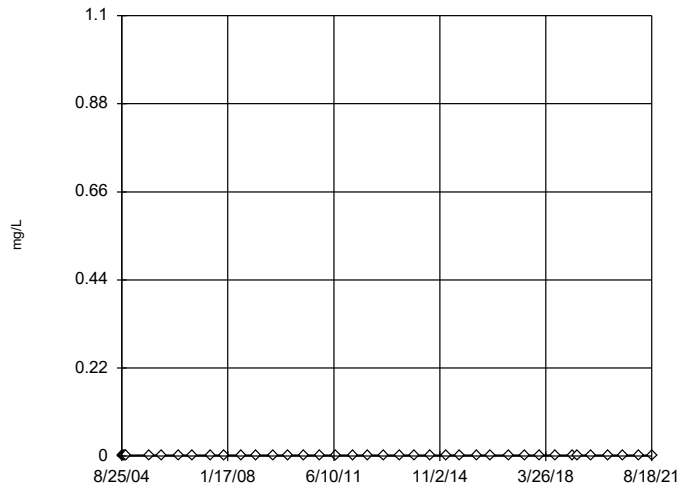
Tukey's Outlier Screening GWC-1



n = 37
 No outliers found.
 Tukey's method selected by user.
 Data were square root transformed to achieve best W statistic (graph shown in original units).
 The results were invalidated, because the lower and upper quartiles are equal.

Constituent: Silver Analysis Run 8/2/2022 3:59 PM View: Outliers
 Plant McIntosh Client: Southern Company Data: McIntosh LF4 CCR

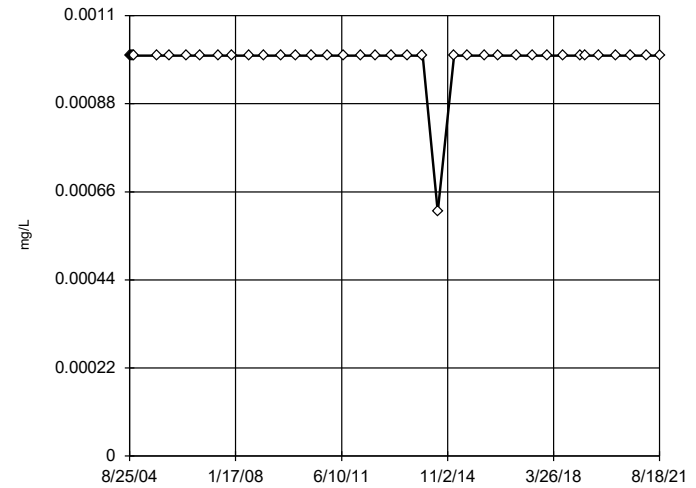
Tukey's Outlier Screening GWC-10



n = 38
 No outliers found.
 Tukey's method selected by user.
 Data were square root transformed to achieve best W statistic (graph shown in original units).
 The results were invalidated, because the lower and upper quartiles are equal.

Constituent: Silver Analysis Run 8/2/2022 3:59 PM View: Outliers
 Plant McIntosh Client: Southern Company Data: McIntosh LF4 CCR

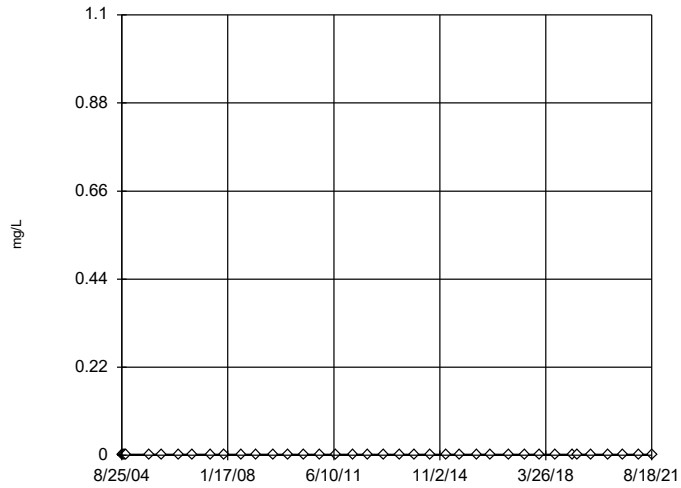
Tukey's Outlier Screening GWC-11



n = 38
 No outliers found.
 Tukey's method selected by user.
 Data were cube transformed to achieve best W statistic (graph shown in original units).
 The results were invalidated, because the lower and upper quartiles are equal.

Constituent: Silver Analysis Run 8/2/2022 3:59 PM View: Outliers
 Plant McIntosh Client: Southern Company Data: McIntosh LF4 CCR

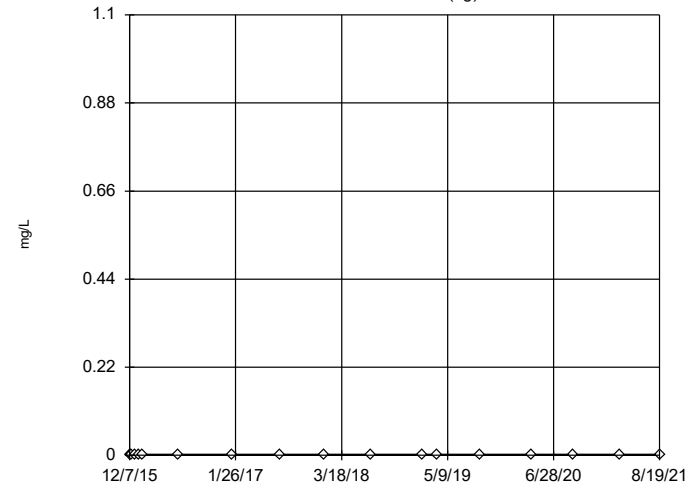
Tukey's Outlier Screening GWC-12



n = 38
 No outliers found.
 Tukey's method selected by user.
 Data were square root transformed to achieve best W statistic (graph shown in original units).
 The results were invalidated, because the lower and upper quartiles are equal.

Constituent: Silver Analysis Run 8/2/2022 4:00 PM View: Outliers
 Plant McIntosh Client: Southern Company Data: McIntosh LF4 CCR

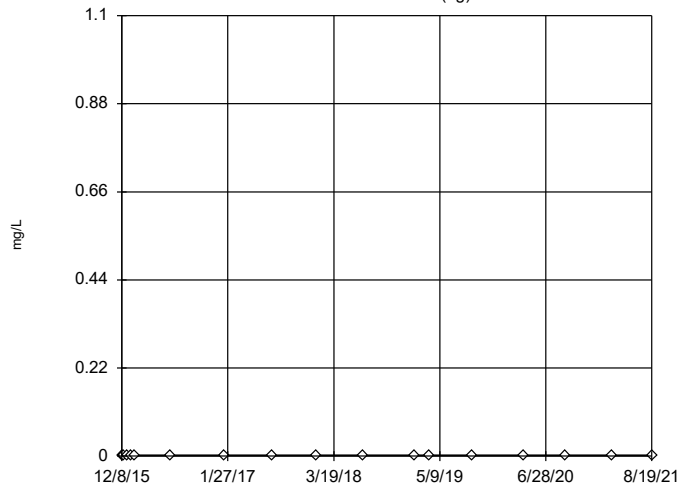
Tukey's Outlier Screening GWA-15 (bg)



n = 17
 No outliers found.
 Tukey's method selected by user.
 Data were cube root transformed to achieve best W statistic (graph shown in original units).
 The results were invalidated, because the lower and upper quartiles are equal.

Constituent: Silver Analysis Run 8/2/2022 4:00 PM View: Outliers
 Plant McIntosh Client: Southern Company Data: McIntosh LF4 CCR

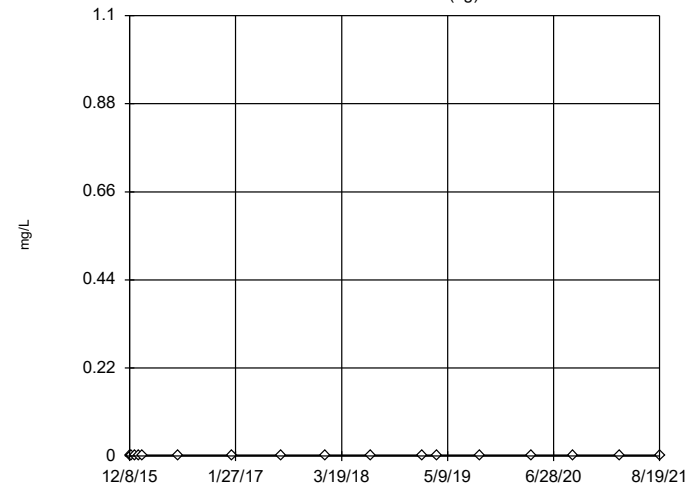
Tukey's Outlier Screening GWC-17 (bg)



n = 17
 No outliers found.
 Tukey's method selected by user.
 Data were cube root transformed to achieve best W statistic (graph shown in original units).
 The results were invalidated, because the lower and upper quartiles are equal.

Constituent: Silver Analysis Run 8/2/2022 4:00 PM View: Outliers
 Plant McIntosh Client: Southern Company Data: McIntosh LF4 CCR

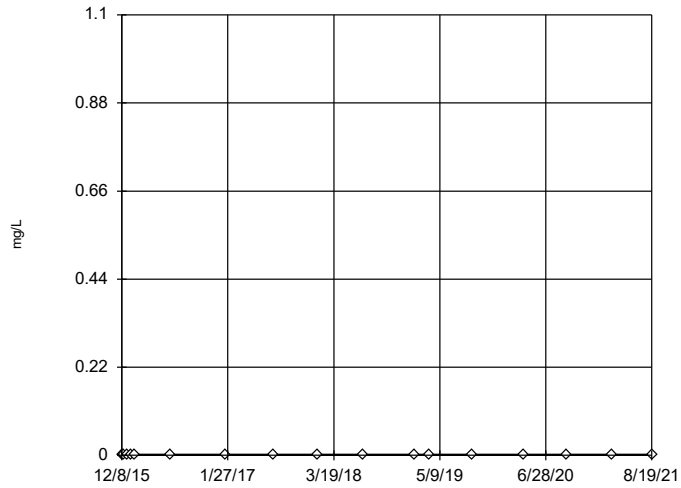
Tukey's Outlier Screening GWC-18 (bg)



n = 17
 No outliers found.
 Tukey's method selected by user.
 Data were cube root transformed to achieve best W statistic (graph shown in original units).
 The results were invalidated, because the lower and upper quartiles are equal.

Constituent: Silver Analysis Run 8/2/2022 4:00 PM View: Outliers
 Plant McIntosh Client: Southern Company Data: McIntosh LF4 CCR

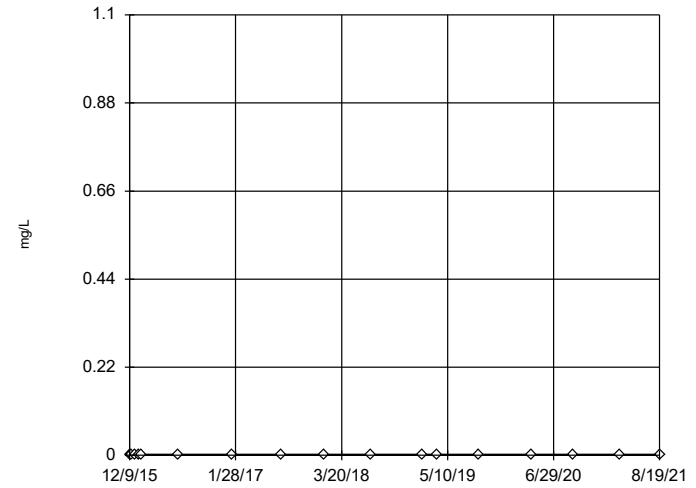
Tukey's Outlier Screening GWC-19



n = 17
 No outliers found.
 Tukey's method selected by user.
 Data were cube root transformed to achieve best W statistic (graph shown in original units).
 The results were invalidated, because the lower and upper quartiles are equal.

Constituent: Silver Analysis Run 8/2/2022 4:00 PM View: Outliers
 Plant McIntosh Client: Southern Company Data: McIntosh LF4 CCR

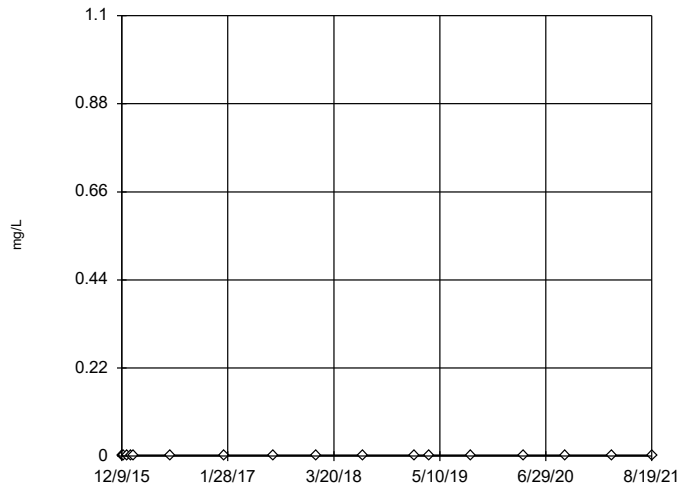
Tukey's Outlier Screening GWC-20



n = 17
 No outliers found.
 Tukey's method selected by user.
 Data were cube root transformed to achieve best W statistic (graph shown in original units).
 The results were invalidated, because the lower and upper quartiles are equal.

Constituent: Silver Analysis Run 8/2/2022 4:00 PM View: Outliers
 Plant McIntosh Client: Southern Company Data: McIntosh LF4 CCR

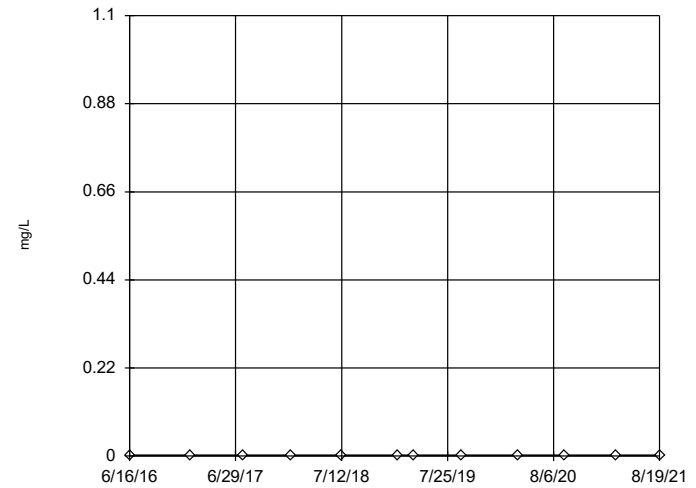
Tukey's Outlier Screening GWC-21



n = 17
 No outliers found.
 Tukey's method selected by user.
 Data were cube root transformed to achieve best W statistic (graph shown in original units).
 The results were invalidated, because the lower and upper quartiles are equal.

Constituent: Silver Analysis Run 8/2/2022 4:00 PM View: Outliers
 Plant McIntosh Client: Southern Company Data: McIntosh LF4 CCR

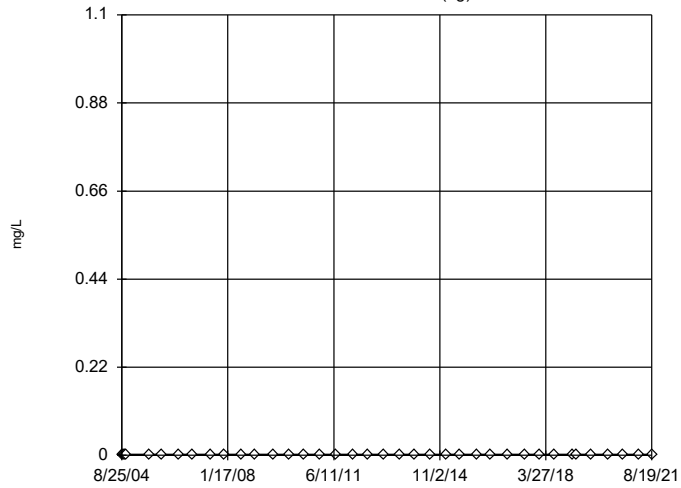
Tukey's Outlier Screening GWC-23



n = 12
 No outliers found.
 Tukey's method selected by user.
 Data were cube root transformed to achieve best W statistic (graph shown in original units).
 The results were invalidated, because the lower and upper quartiles are equal.

Constituent: Silver Analysis Run 8/2/2022 4:00 PM View: Outliers
 Plant McIntosh Client: Southern Company Data: McIntosh LF4 CCR

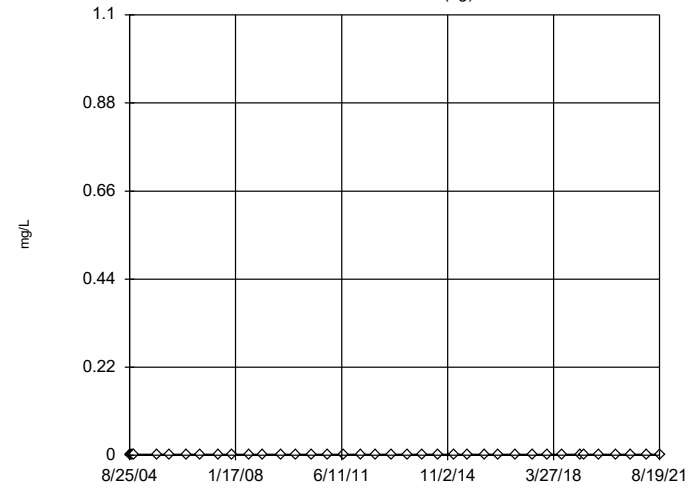
Tukey's Outlier Screening
GWA-4A (bg)



n = 38
No outliers found.
Tukey's method selected by user.
Data were square root transformed to achieve best W statistic (graph shown in original units).
The results were invalidated, because the lower and upper quartiles are equal.

Constituent: Silver Analysis Run 8/2/2022 4:00 PM View: Outliers
Plant McIntosh Client: Southern Company Data: McIntosh LF4 CCR

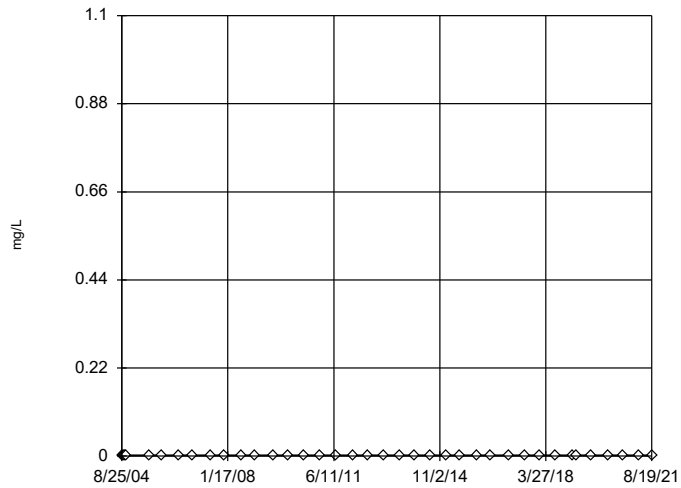
Tukey's Outlier Screening
GWA-5 (bg)



n = 38
No outliers found.
Tukey's method selected by user.
Data were square root transformed to achieve best W statistic (graph shown in original units).
The results were invalidated, because the lower and upper quartiles are equal.

Constituent: Silver Analysis Run 8/2/2022 4:00 PM View: Outliers
Plant McIntosh Client: Southern Company Data: McIntosh LF4 CCR

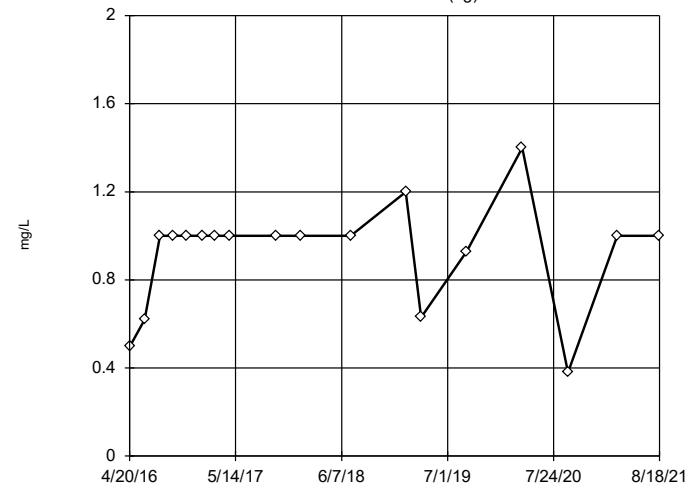
Tukey's Outlier Screening
GWC-9



n = 38
No outliers found.
Tukey's method selected by user.
Data were square root transformed to achieve best W statistic (graph shown in original units).
The results were invalidated, because the lower and upper quartiles are equal.

Constituent: Silver Analysis Run 8/2/2022 4:00 PM View: Outliers
Plant McIntosh Client: Southern Company Data: McIntosh LF4 CCR

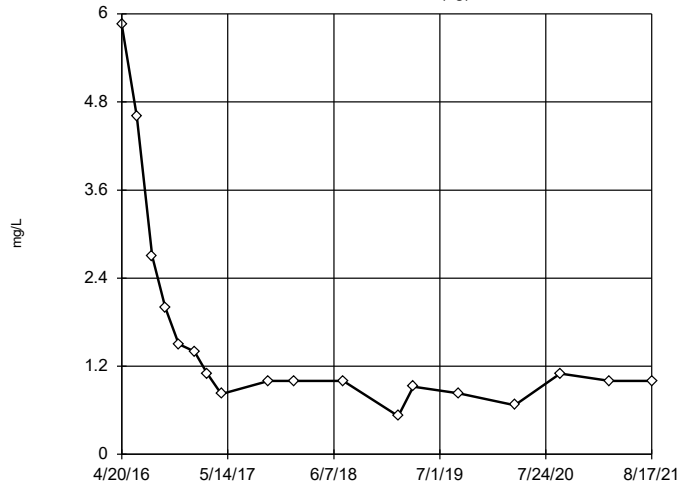
Tukey's Outlier Screening
GWA-13 (bg)



n = 18
No outliers found.
Tukey's method selected by user.
Data were square transformed to achieve best W statistic (graph shown in original units).
High cutoff = 1.452, low cutoff = -0.6902, based on IQR multiplier of 3.

Constituent: Sulfate Analysis Run 8/2/2022 4:00 PM View: Outliers
Plant McIntosh Client: Southern Company Data: McIntosh LF4 CCR

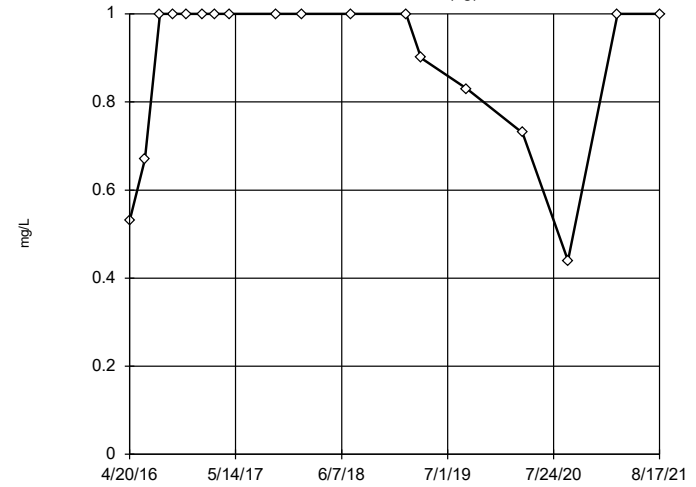
Tukey's Outlier Screening
GWA-14 (bg)



n = 18
No outliers found.
Tukey's method selected by user.
Data were natural log transformed to achieve best W statistic (graph shown in original units).
High cutoff = 13.49, low cutoff = 0.1122, based on IQR multiplier of 3.

Constituent: Sulfate Analysis Run 8/2/2022 4:00 PM View: Outliers
Plant McIntosh Client: Southern Company Data: McIntosh LF4 CCR

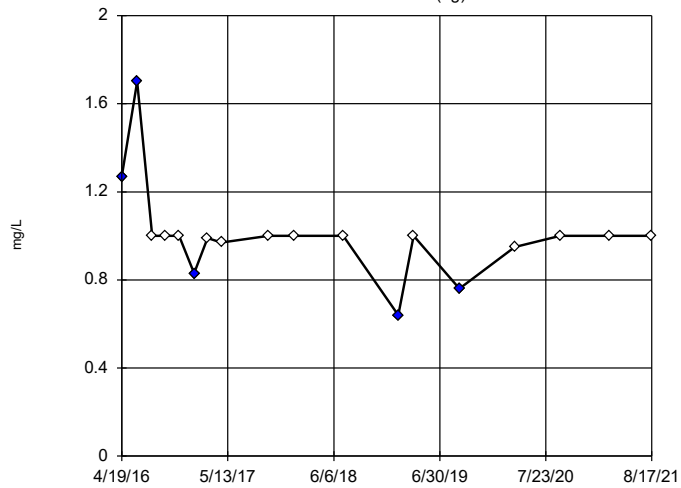
Tukey's Outlier Screening
GWA-16 (bg)



n = 18
No outliers found.
Tukey's method selected by user.
Data were cube transformed to achieve best W statistic (graph shown in original units).
High cutoff = 1.368, low cutoff = -1.025, based on IQR multiplier of 3.

Constituent: Sulfate Analysis Run 8/2/2022 4:00 PM View: Outliers
Plant McIntosh Client: Southern Company Data: McIntosh LF4 CCR

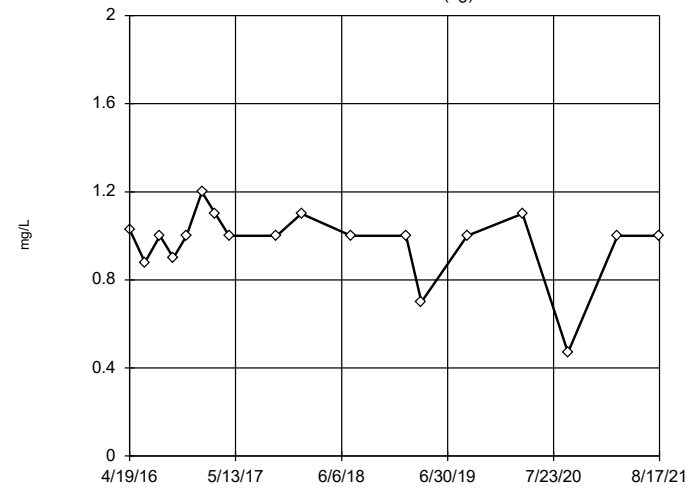
Tukey's Outlier Screening
GWA-2 (bg)



n = 18
Outliers are drawn as solid.
Tukey's method selected by user.
Data were natural log transformed to achieve best W statistic (graph shown in original units).
High cutoff = 1.13, low cutoff = 0.8492, based on IQR multiplier of 3.

Constituent: Sulfate Analysis Run 8/2/2022 4:00 PM View: Outliers
Plant McIntosh Client: Southern Company Data: McIntosh LF4 CCR

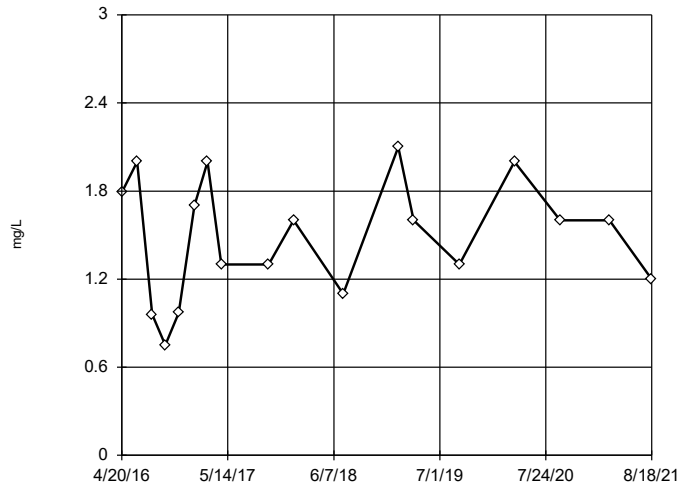
Tukey's Outlier Screening
GWA-3 (bg)



n = 18
No outliers found.
Tukey's method selected by user.
Data were x^4 transformed to achieve best W statistic (graph shown in original units).
High cutoff = 1.281, low cutoff = -0.8697, based on IQR multiplier of 3.

Constituent: Sulfate Analysis Run 8/2/2022 4:00 PM View: Outliers
Plant McIntosh Client: Southern Company Data: McIntosh LF4 CCR

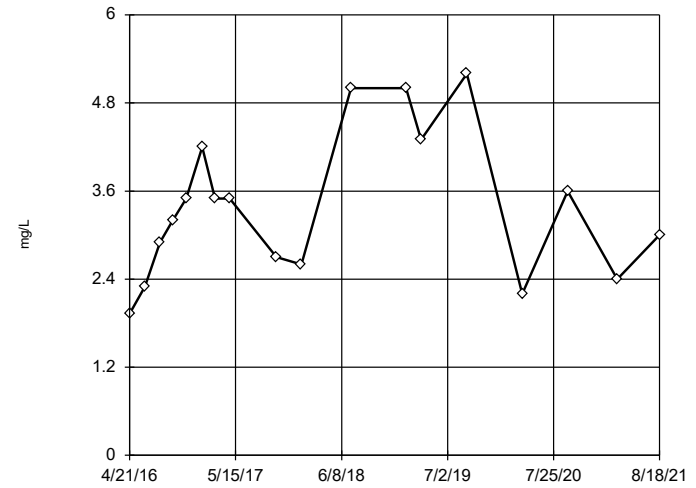
Tukey's Outlier Screening
GWC-1



n = 18
No outliers found. Tukey's method selected by user.
Ladder of Powers transformations did not improve normality; analysis run on raw data.
High cutoff = 4.13, low cutoff = -1.085, based on IQR multiplier of 3.

Constituent: Sulfate Analysis Run 8/2/2022 4:00 PM View: Outliers
Plant McIntosh Client: Southern Company Data: McIntosh LF4 CCR

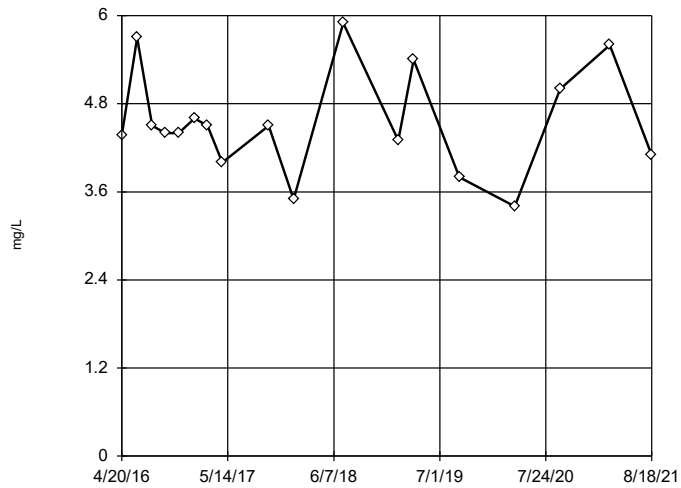
Tukey's Outlier Screening
GWC-10



n = 18
No outliers found. Tukey's method selected by user.
Data were natural log transformed to achieve best W statistic (graph shown in original units).
High cutoff = 20.92, low cutoff = 0.5073, based on IQR multiplier of 3.

Constituent: Sulfate Analysis Run 8/2/2022 4:00 PM View: Outliers
Plant McIntosh Client: Southern Company Data: McIntosh LF4 CCR

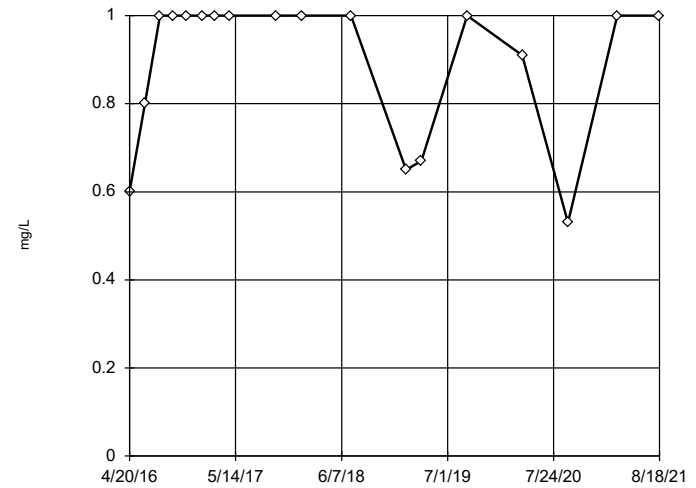
Tukey's Outlier Screening
GWC-11



n = 18
No outliers found. Tukey's method selected by user.
Data were natural log transformed to achieve best W statistic (graph shown in original units).
High cutoff = 10.98, low cutoff = 1.917, based on IQR multiplier of 3.

Constituent: Sulfate Analysis Run 8/2/2022 4:00 PM View: Outliers
Plant McIntosh Client: Southern Company Data: McIntosh LF4 CCR

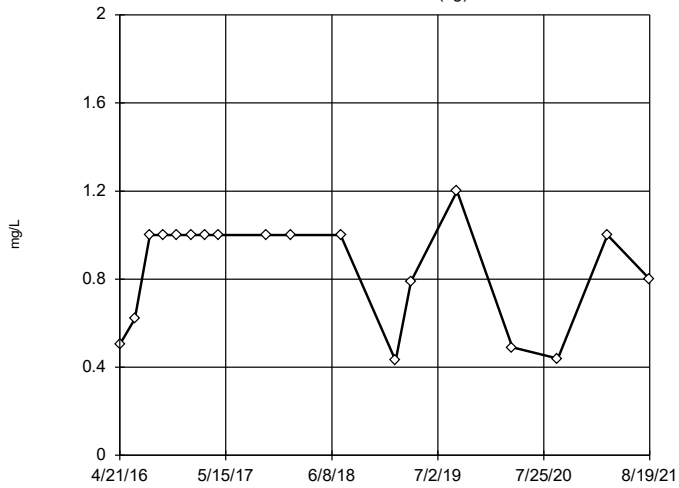
Tukey's Outlier Screening
GWC-12



n = 18
No outliers found. Tukey's method selected by user.
Data were square transformed to achieve best W statistic (graph shown in original units).
High cutoff = 1.538, low cutoff = -0.9068, based on IQR multiplier of 3.

Constituent: Sulfate Analysis Run 8/2/2022 4:00 PM View: Outliers
Plant McIntosh Client: Southern Company Data: McIntosh LF4 CCR

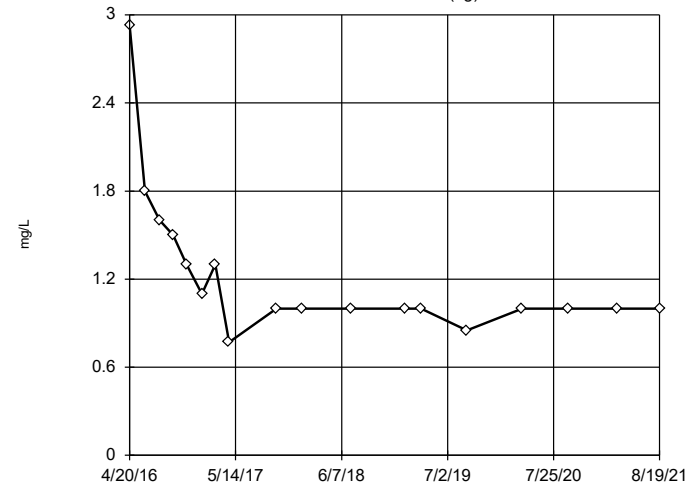
Tukey's Outlier Screening
GWA-15 (bg)



n = 18
No outliers found.
Tukey's method selected by user.
Data were cube transformed to achieve best W statistic (graph shown in original units).
High cutoff = 1.511, low cutoff = -1.314, based on IQR multiplier of 3.

Constituent: Sulfate Analysis Run 8/2/2022 4:00 PM View: Outliers
Plant McIntosh Client: Southern Company Data: McIntosh LF4 CCR

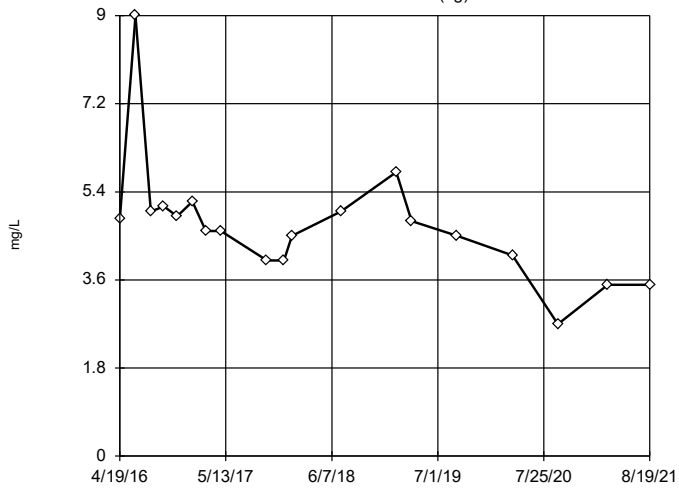
Tukey's Outlier Screening
GWC-17 (bg)



n = 18
No outliers found.
Tukey's method selected by user.
Data were natural log transformed to achieve best W statistic (graph shown in original units).
High cutoff = 3.803, low cutoff = 0.3672, based on IQR multiplier of 3.

Constituent: Sulfate Analysis Run 8/2/2022 4:00 PM View: Outliers
Plant McIntosh Client: Southern Company Data: McIntosh LF4 CCR

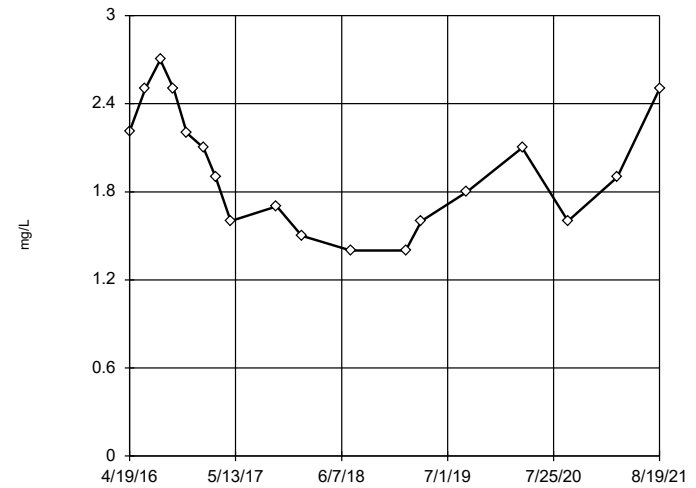
Tukey's Outlier Screening
GWC-18 (bg)



n = 19
No outliers found.
Tukey's method selected by user.
Data were natural log transformed to achieve best W statistic (graph shown in original units).
High cutoff = 9.766, low cutoff = 2.048, based on IQR multiplier of 3.

Constituent: Sulfate Analysis Run 8/2/2022 4:00 PM View: Outliers
Plant McIntosh Client: Southern Company Data: McIntosh LF4 CCR

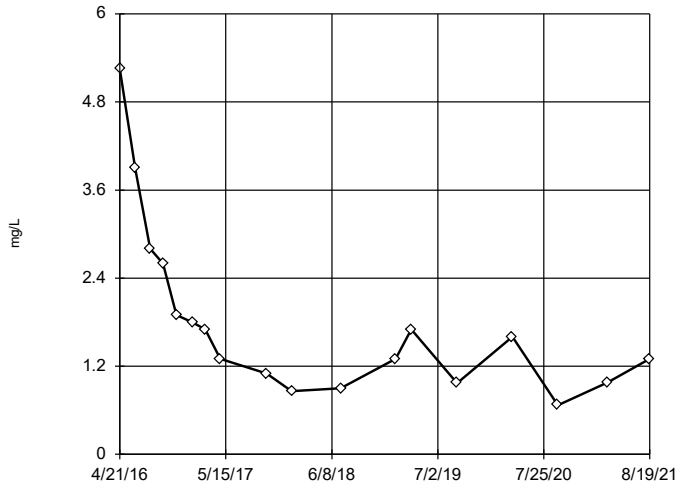
Tukey's Outlier Screening
GWC-19



n = 18
No outliers found.
Tukey's method selected by user.
Data were natural log transformed to achieve best W statistic (graph shown in original units).
High cutoff = 7.453, low cutoff = 0.5046, based on IQR multiplier of 3.

Constituent: Sulfate Analysis Run 8/2/2022 4:00 PM View: Outliers
Plant McIntosh Client: Southern Company Data: McIntosh LF4 CCR

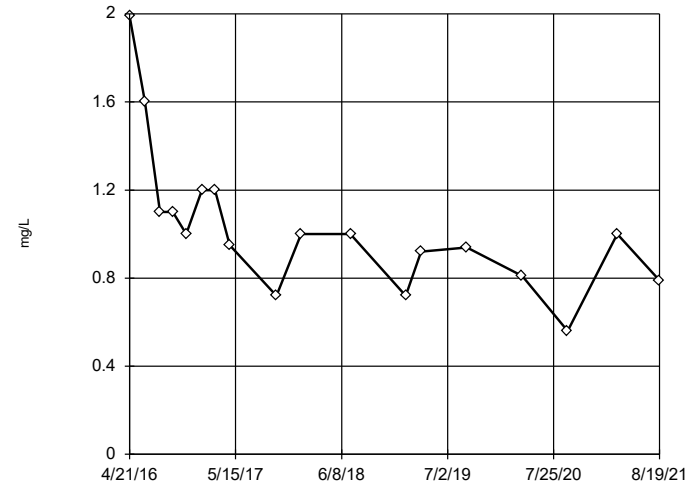
Tukey's Outlier Screening
GWC-20



n = 18
No outliers found.
Tukey's method selected by user.
Data were natural log transformed to achieve best W statistic (graph shown in original units).
High cutoff = 26.33, low cutoff = 0.0823, based on IQR multiplier of 3.

Constituent: Sulfate Analysis Run 8/2/2022 4:00 PM View: Outliers
Plant McIntosh Client: Southern Company Data: McIntosh LF4 CCR

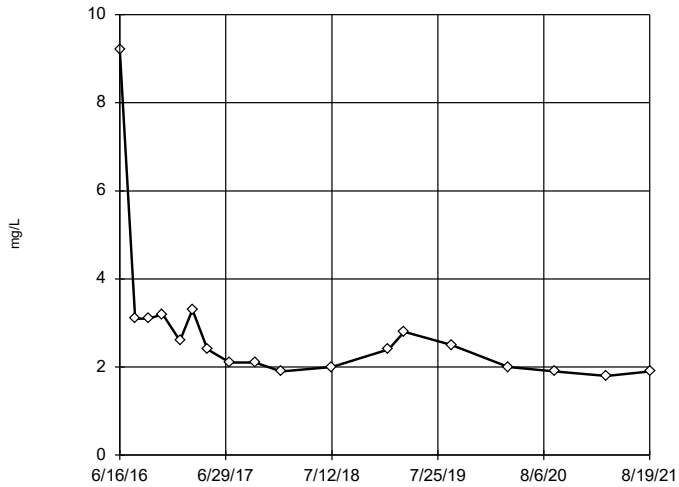
Tukey's Outlier Screening
GWC-21



n = 18
No outliers found.
Tukey's method selected by user.
Data were natural log transformed to achieve best W statistic (graph shown in original units).
High cutoff = 3.404, low cutoff = 0.27, based on IQR multiplier of 3.

Constituent: Sulfate Analysis Run 8/2/2022 4:00 PM View: Outliers
Plant McIntosh Client: Southern Company Data: McIntosh LF4 CCR

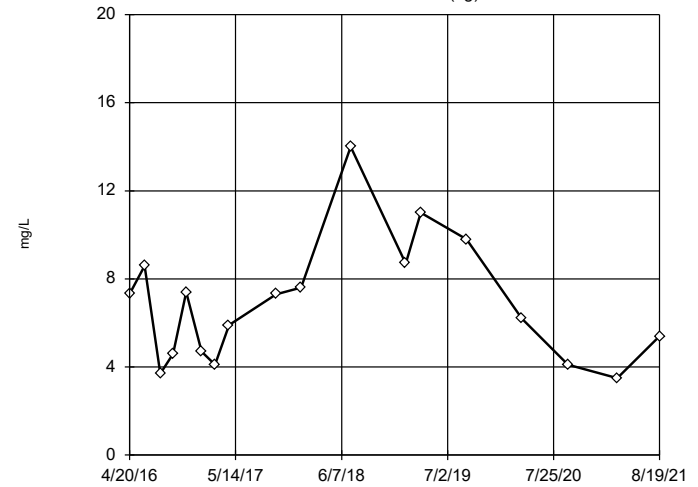
Tukey's Outlier Screening
GWC-23



n = 18
No outliers found.
Tukey's method selected by user.
Data were natural log transformed to achieve best W statistic (graph shown in original units).
High cutoff = 12.47, low cutoff = 0.4847, based on IQR multiplier of 3.

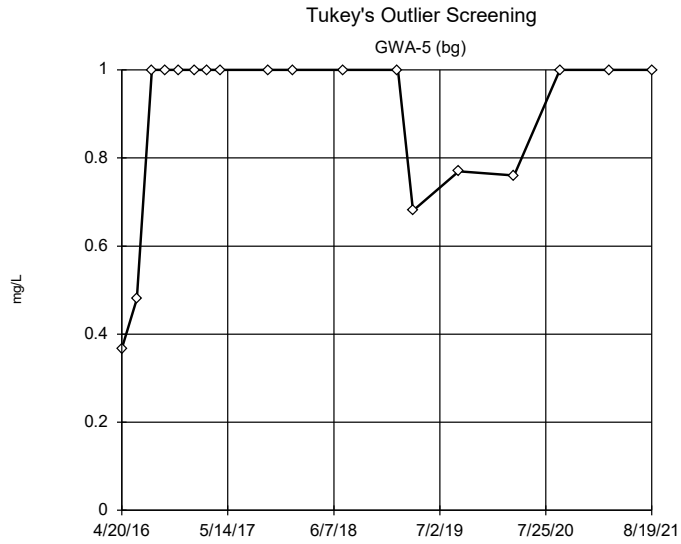
Constituent: Sulfate Analysis Run 8/2/2022 4:00 PM View: Outliers
Plant McIntosh Client: Southern Company Data: McIntosh LF4 CCR

Tukey's Outlier Screening
GWA-4A (bg)



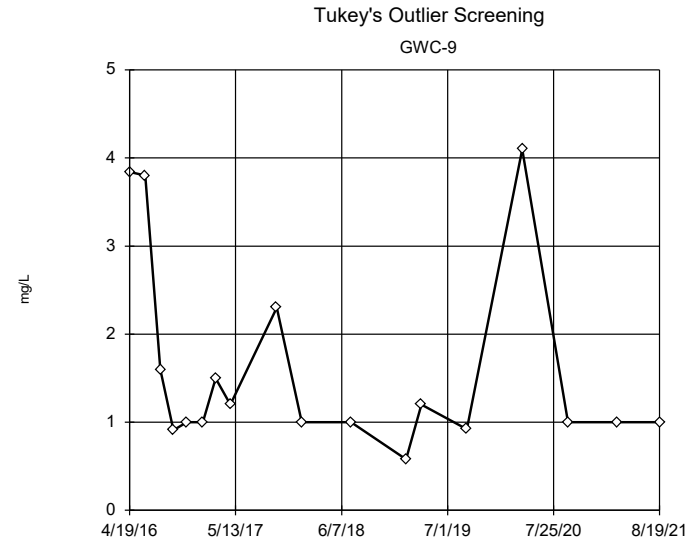
n = 18
No outliers found.
Tukey's method selected by user.
Data were natural log transformed to achieve best W statistic (graph shown in original units).
High cutoff = 68.35, low cutoff = 0.5496, based on IQR multiplier of 3.

Constituent: Sulfate Analysis Run 8/2/2022 4:00 PM View: Outliers
Plant McIntosh Client: Southern Company Data: McIntosh LF4 CCR



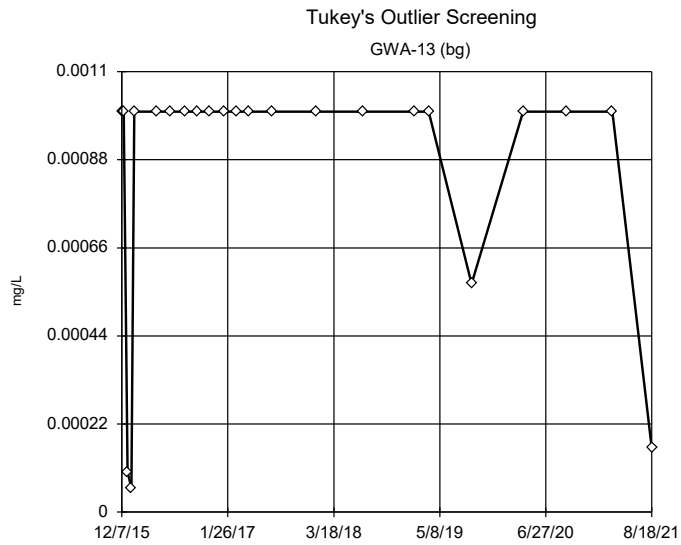
n = 18
No outliers found. Tukey's method selected by user.
Data were square transformed to achieve best W statistic (graph shown in original units).
High cutoff = 1.498, low cutoff = -0.8118, based on IQR multiplier of 3.

Constituent: Sulfate Analysis Run 8/2/2022 4:00 PM View: Outliers
Plant McIntosh Client: Southern Company Data: McIntosh LF4 CCR



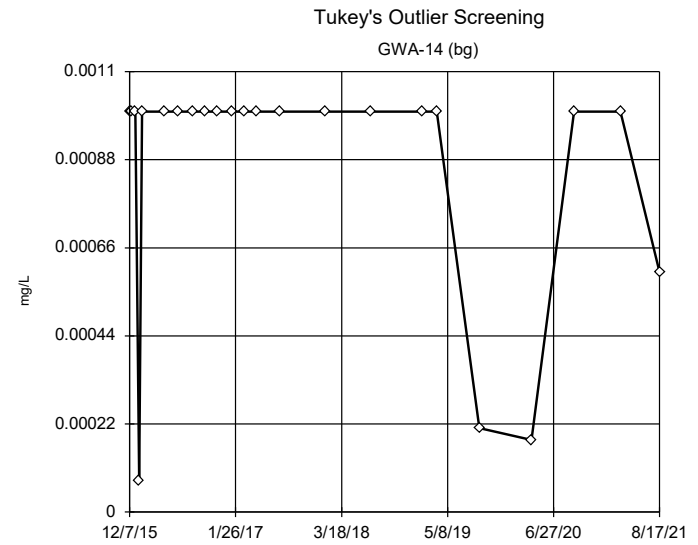
n = 18
No outliers found. Tukey's method selected by user.
Data were natural log transformed to achieve best W statistic (graph shown in original units).
High cutoff = 13.54, low cutoff = 0.1417, based on IQR multiplier of 3.

Constituent: Sulfate Analysis Run 8/2/2022 4:00 PM View: Outliers
Plant McIntosh Client: Southern Company Data: McIntosh LF4 CCR



n = 23
No outliers found. Tukey's method selected by user.
Data were square transformed to achieve best W statistic (graph shown in original units).
The results were invalidated, because the lower and upper quartiles are equal.

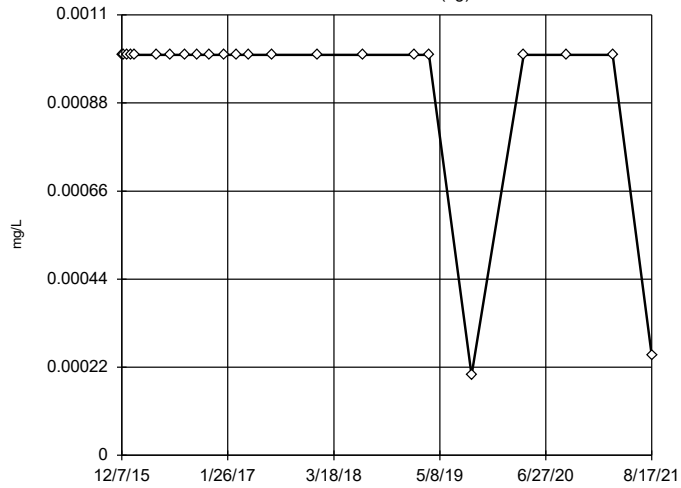
Constituent: Thallium Analysis Run 8/2/2022 4:00 PM View: Outliers
Plant McIntosh Client: Southern Company Data: McIntosh LF4 CCR



n = 23
No outliers found. Tukey's method selected by user.
Ladder of Powers transformations did not improve normality, analysis run on raw data.
The results were invalidated, because the lower and upper quartiles are equal.

Constituent: Thallium Analysis Run 8/2/2022 4:00 PM View: Outliers
Plant McIntosh Client: Southern Company Data: McIntosh LF4 CCR

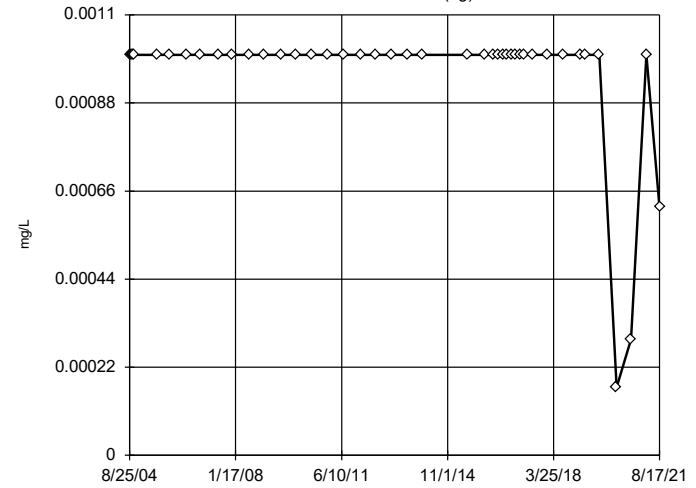
Tukey's Outlier Screening
GWA-16 (bg)



n = 23
No outliers found. Tukey's method selected by user.
Data were natural log transformed to achieve best W statistic (graph shown in original units).
The results were invalidated, because the lower and upper quartiles are equal.

Constituent: Thallium Analysis Run 8/2/2022 4:00 PM View: Outliers
Plant McIntosh Client: Southern Company Data: McIntosh LF4 CCR

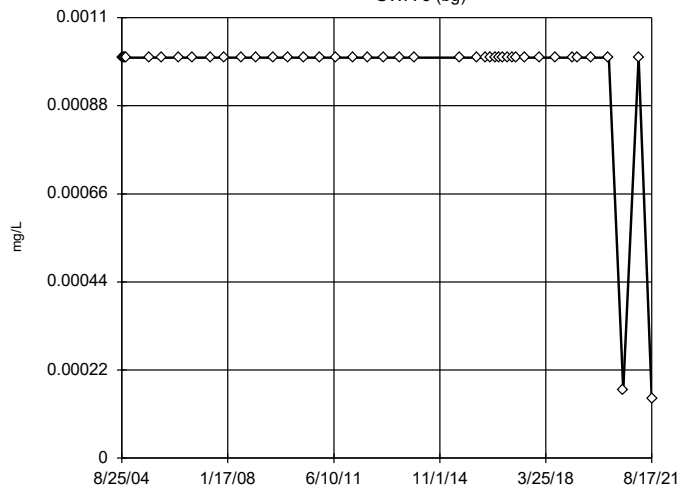
Tukey's Outlier Screening
GWA-2 (bg)



n = 42
No outliers found. Tukey's method selected by user.
Data were square transformed to achieve best W statistic (graph shown in original units).
The results were invalidated, because the lower and upper quartiles are equal.

Constituent: Thallium Analysis Run 8/2/2022 4:00 PM View: Outliers
Plant McIntosh Client: Southern Company Data: McIntosh LF4 CCR

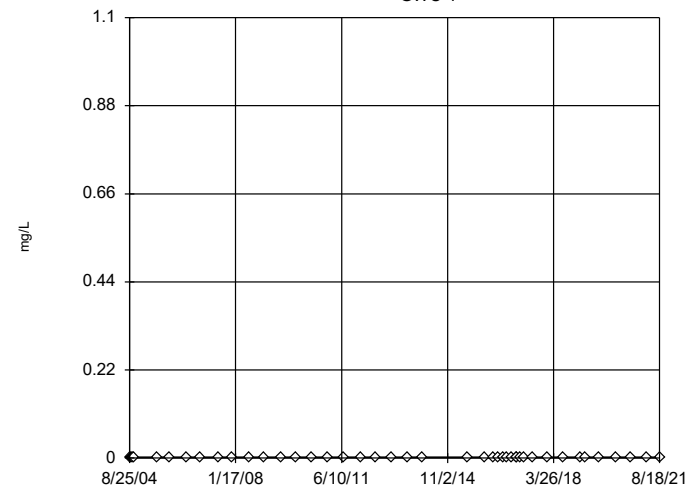
Tukey's Outlier Screening
GWA-3 (bg)



n = 42
No outliers found. Tukey's method selected by user.
Data were natural log transformed to achieve best W statistic (graph shown in original units).
The results were invalidated, because the lower and upper quartiles are equal.

Constituent: Thallium Analysis Run 8/2/2022 4:00 PM View: Outliers
Plant McIntosh Client: Southern Company Data: McIntosh LF4 CCR

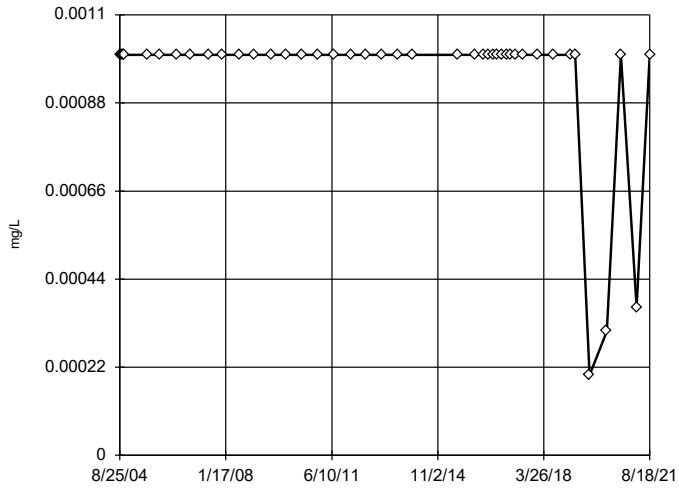
Tukey's Outlier Screening
GWC-1



n = 43
No outliers found. Tukey's method selected by user.
Data were square root transformed to achieve best W statistic (graph shown in original units).
The results were invalidated, because the lower and upper quartiles are equal.

Constituent: Thallium Analysis Run 8/2/2022 4:00 PM View: Outliers
Plant McIntosh Client: Southern Company Data: McIntosh LF4 CCR

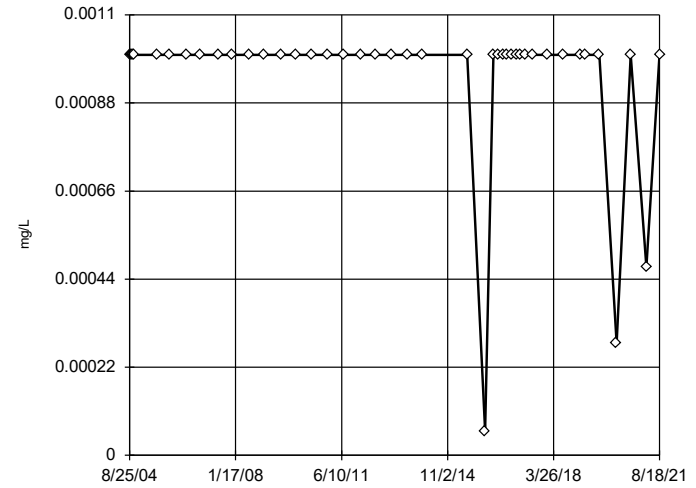
Tukey's Outlier Screening
GWC-10



n = 42
No outliers found. Tukey's method selected by user.
Data were natural log transformed to achieve best W statistic (graph shown in original units).
The results were invalidated, because the lower and upper quartiles are equal.

Constituent: Thallium Analysis Run 8/2/2022 4:00 PM View: Outliers
Plant McIntosh Client: Southern Company Data: McIntosh LF4 CCR

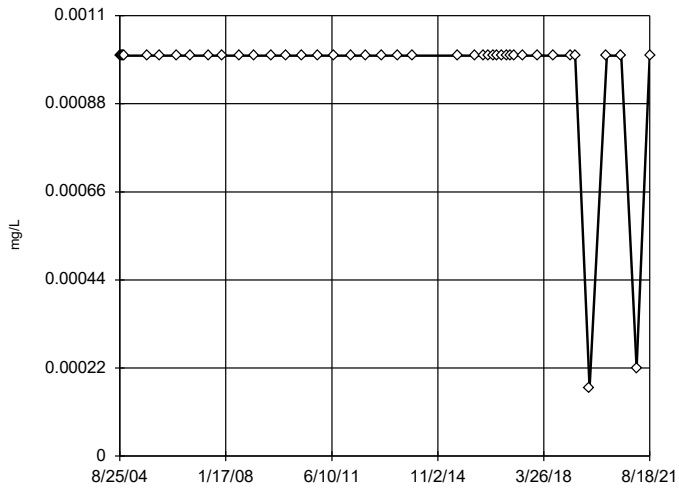
Tukey's Outlier Screening
GWC-11



n = 42
No outliers found. Tukey's method selected by user.
Ladder of Powers transformations did not improve normality; analysis run on raw data.
The results were invalidated, because the lower and upper quartiles are equal.

Constituent: Thallium Analysis Run 8/2/2022 4:00 PM View: Outliers
Plant McIntosh Client: Southern Company Data: McIntosh LF4 CCR

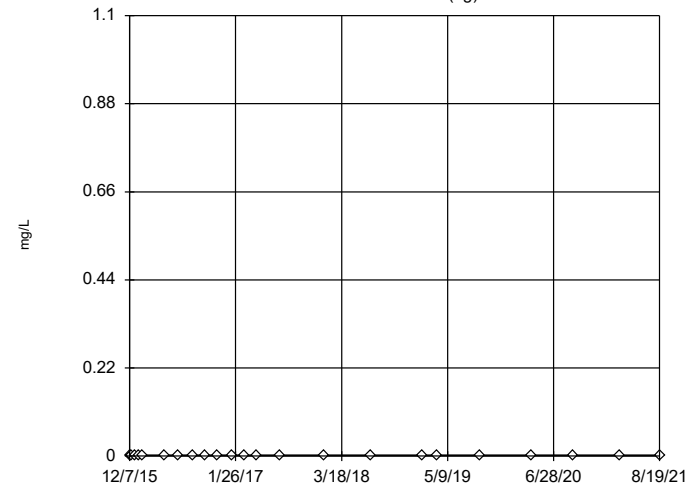
Tukey's Outlier Screening
GWC-12



n = 42
No outliers found. Tukey's method selected by user.
Data were natural log transformed to achieve best W statistic (graph shown in original units).
The results were invalidated, because the lower and upper quartiles are equal.

Constituent: Thallium Analysis Run 8/2/2022 4:00 PM View: Outliers
Plant McIntosh Client: Southern Company Data: McIntosh LF4 CCR

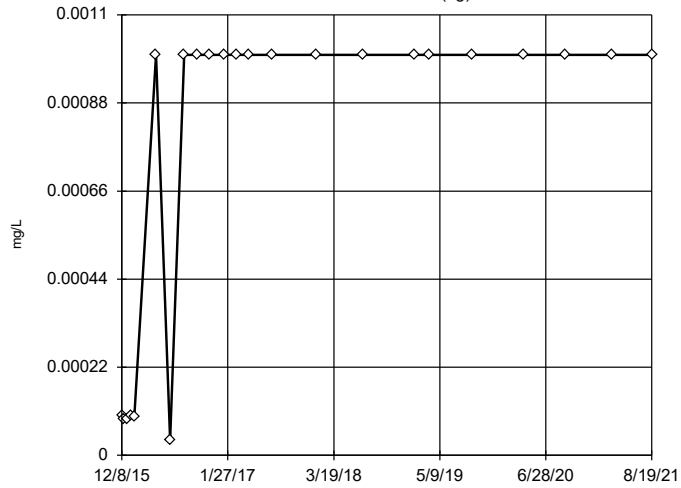
Tukey's Outlier Screening
GWA-15 (bg)



n = 23
No outliers found. Tukey's method selected by user.
Data were square root transformed to achieve best W statistic (graph shown in original units).
The results were invalidated, because the lower and upper quartiles are equal.

Constituent: Thallium Analysis Run 8/2/2022 4:00 PM View: Outliers
Plant McIntosh Client: Southern Company Data: McIntosh LF4 CCR

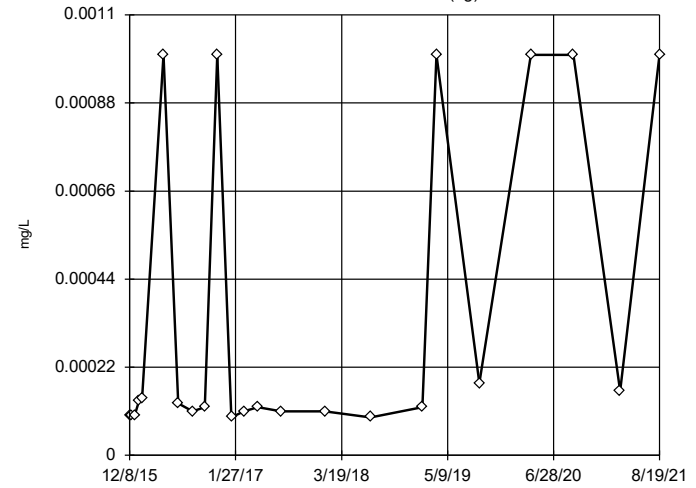
Tukey's Outlier Screening
GWC-17 (bg)



n = 23
No outliers found.
Tukey's method selected by user.
Data were natural log transformed to achieve best W statistic (graph shown in original units).
High cutoff = 1, low cutoff = 1.0e-7, based on IQR multiplier of 3.

Constituent: Thallium Analysis Run 8/2/2022 4:00 PM View: Outliers
Plant McIntosh Client: Southern Company Data: McIntosh LF4 CCR

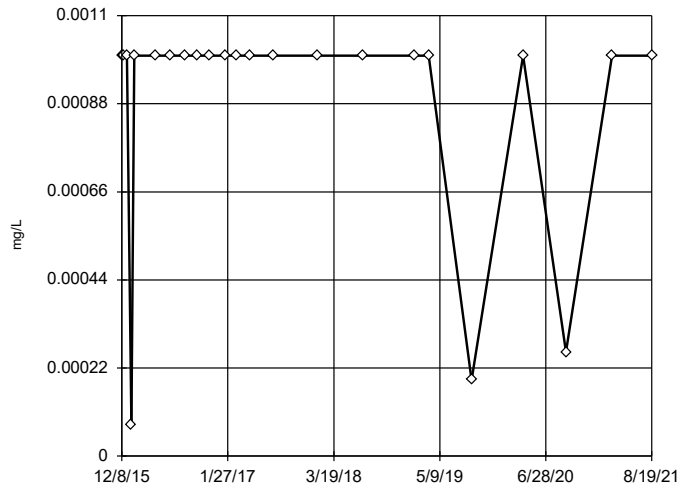
Tukey's Outlier Screening
GWC-18 (bg)



n = 23
No outliers found.
Tukey's method selected by user.
Data were natural log transformed to achieve best W statistic (graph shown in original units).
High cutoff = 0.7513, low cutoff = 1.5e-7, based on IQR multiplier of 3.

Constituent: Thallium Analysis Run 8/2/2022 4:00 PM View: Outliers
Plant McIntosh Client: Southern Company Data: McIntosh LF4 CCR

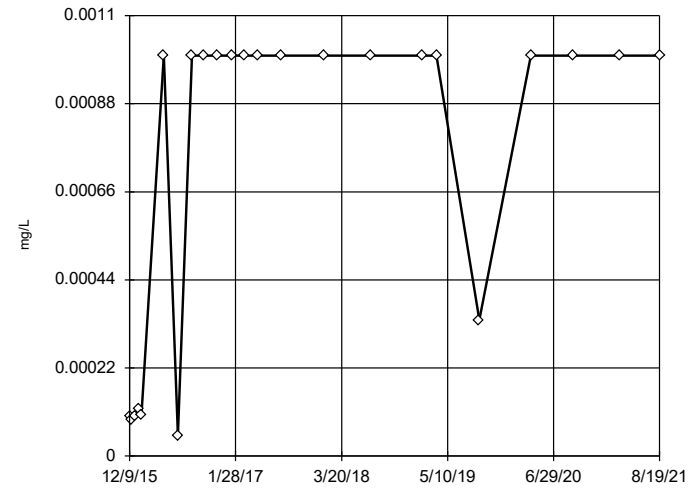
Tukey's Outlier Screening
GWC-19



n = 23
No outliers found.
Tukey's method selected by user.
Data were cube root transformed to achieve best W statistic (graph shown in original units).
The results were invalidated, because the lower and upper quartiles are equal.

Constituent: Thallium Analysis Run 8/2/2022 4:00 PM View: Outliers
Plant McIntosh Client: Southern Company Data: McIntosh LF4 CCR

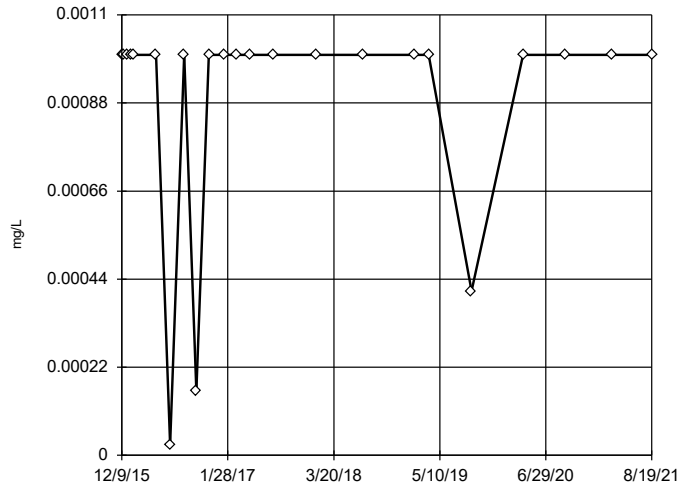
Tukey's Outlier Screening
GWC-20



n = 23
No outliers found.
Tukey's method selected by user.
Data were natural log transformed to achieve best W statistic (graph shown in original units).
High cutoff = 0.6086, low cutoff = 1.9e-7, based on IQR multiplier of 3.

Constituent: Thallium Analysis Run 8/2/2022 4:00 PM View: Outliers
Plant McIntosh Client: Southern Company Data: McIntosh LF4 CCR

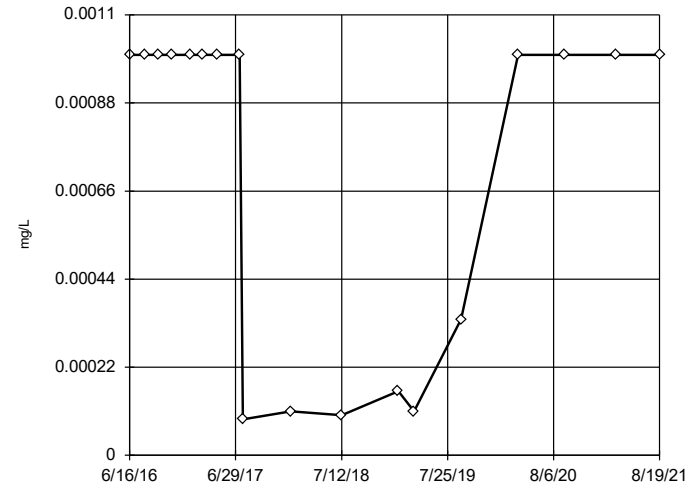
Tukey's Outlier Screening
GWC-21



n = 23
No outliers found. Tukey's method selected by user.
Ladder of Powers transformations did not improve normality; analysis run on raw data.
The results were invalidated, because the lower and upper quartiles are equal.

Constituent: Thallium Analysis Run 8/2/2022 4:00 PM View: Outliers
Plant McIntosh Client: Southern Company Data: McIntosh LF4 CCR

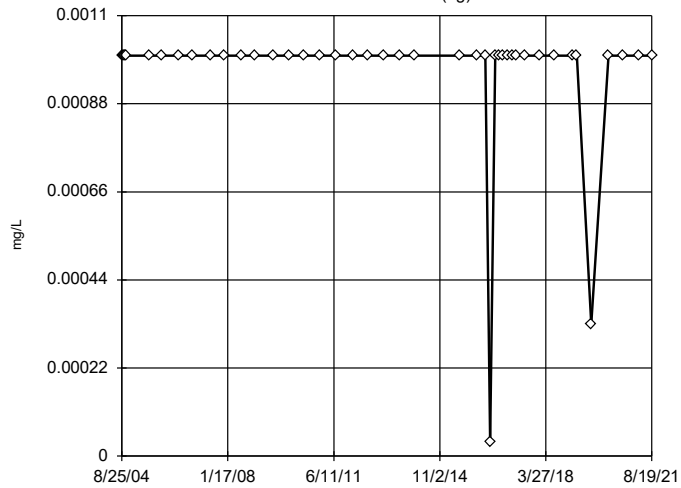
Tukey's Outlier Screening
GWC-23



n = 18
No outliers found. Tukey's method selected by user.
Data were natural log transformed to achieve best W statistic (graph shown in original units).
High cutoff = 0.4283, low cutoff = 3.1e-7, based on IQR multiplier of 3.

Constituent: Thallium Analysis Run 8/2/2022 4:00 PM View: Outliers
Plant McIntosh Client: Southern Company Data: McIntosh LF4 CCR

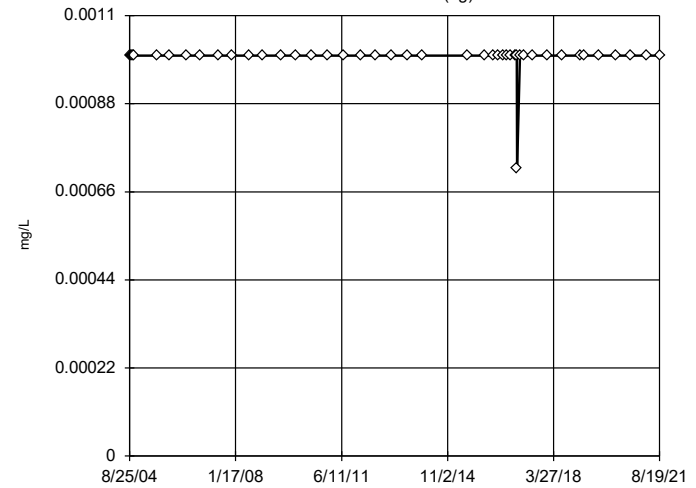
Tukey's Outlier Screening
GWA-4A (bg)



n = 42
No outliers found. Tukey's method selected by user.
Ladder of Powers transformations did not improve normality; analysis run on raw data.
The results were invalidated, because the lower and upper quartiles are equal.

Constituent: Thallium Analysis Run 8/2/2022 4:00 PM View: Outliers
Plant McIntosh Client: Southern Company Data: McIntosh LF4 CCR

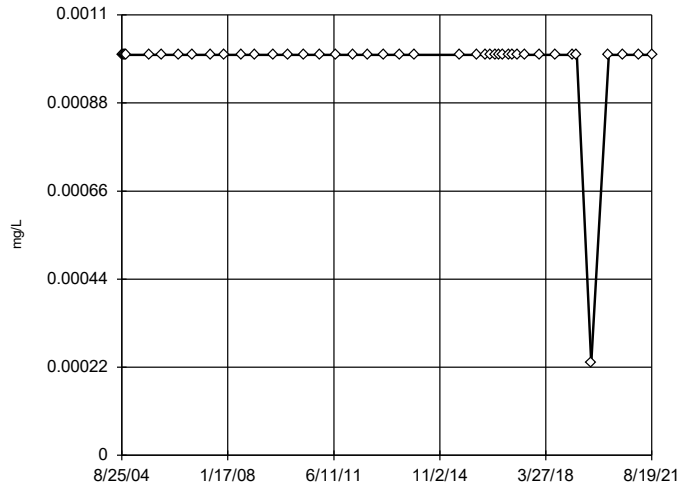
Tukey's Outlier Screening
GWA-5 (bg)



n = 44
No outliers found. Tukey's method selected by user.
Data were square root transformed to achieve best W statistic (graph shown in original units).
The results were invalidated, because the lower and upper quartiles are equal.

Constituent: Thallium Analysis Run 8/2/2022 4:00 PM View: Outliers
Plant McIntosh Client: Southern Company Data: McIntosh LF4 CCR

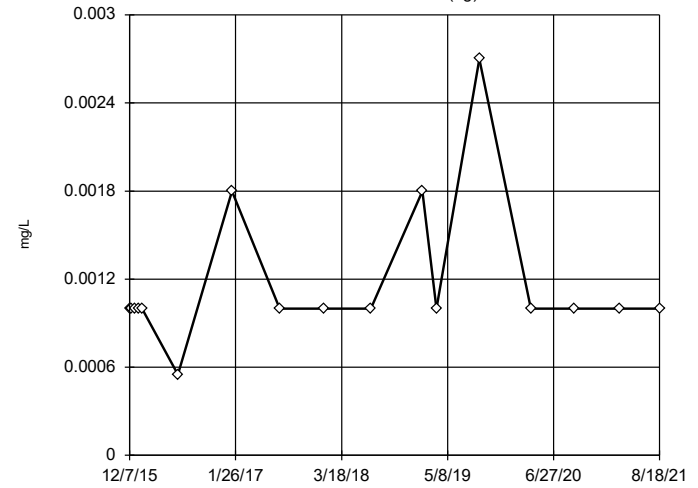
Tukey's Outlier Screening
GWC-9



n = 42
No outliers found. Tukey's method selected by user.
Data were x^4 transformed to achieve best W statistic (graph shown in original units).
The results were invalidated, because the lower and upper quartiles are equal.

Constituent: Thallium Analysis Run 8/2/2022 4:00 PM View: Outliers
Plant McIntosh Client: Southern Company Data: McIntosh LF4 CCR

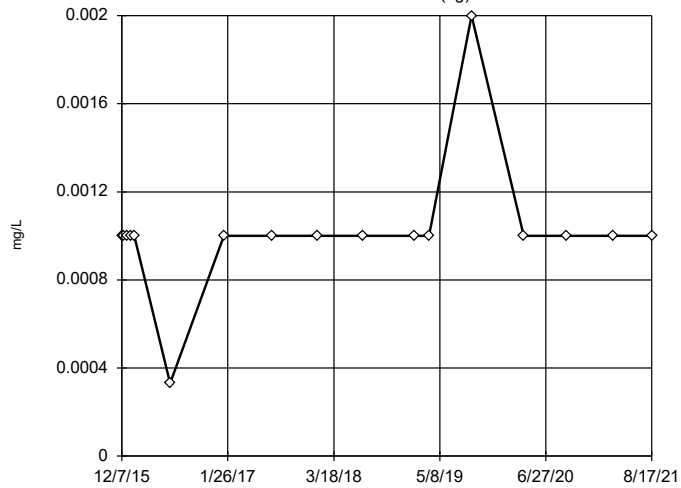
Tukey's Outlier Screening
GWA-13 (bg)



n = 17
No outliers found. Tukey's method selected by user.
Data were natural log transformed to achieve best W statistic (graph shown in original units).
The results were invalidated, because the lower and upper quartiles are equal.

Constituent: Vanadium Analysis Run 8/2/2022 4:00 PM View: Outliers
Plant McIntosh Client: Southern Company Data: McIntosh LF4 CCR

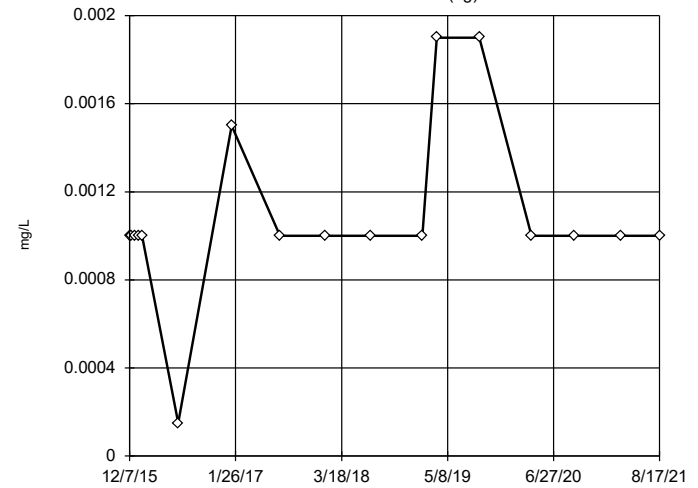
Tukey's Outlier Screening
GWA-14 (bg)



n = 17
No outliers found. Tukey's method selected by user.
Data were square root transformed to achieve best W statistic (graph shown in original units).
The results were invalidated, because the lower and upper quartiles are equal.

Constituent: Vanadium Analysis Run 8/2/2022 4:00 PM View: Outliers
Plant McIntosh Client: Southern Company Data: McIntosh LF4 CCR

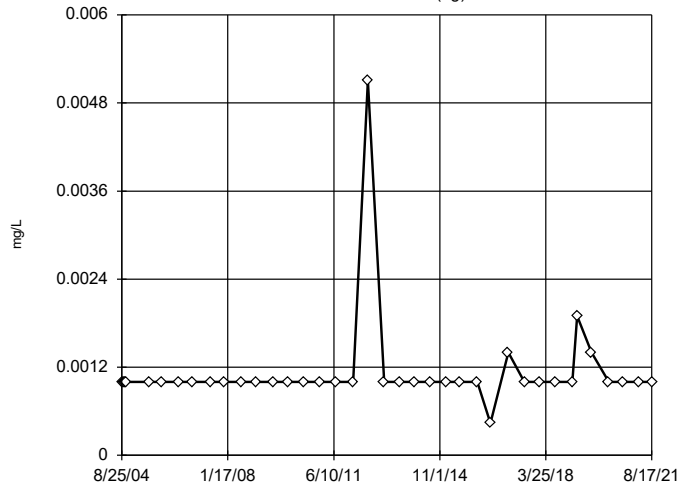
Tukey's Outlier Screening
GWA-16 (bg)



n = 17
No outliers found. Tukey's method selected by user.
Ladder of Powers transformations did not improve normality; analysis run on raw data.
The results were invalidated, because the lower and upper quartiles are equal.

Constituent: Vanadium Analysis Run 8/2/2022 4:00 PM View: Outliers
Plant McIntosh Client: Southern Company Data: McIntosh LF4 CCR

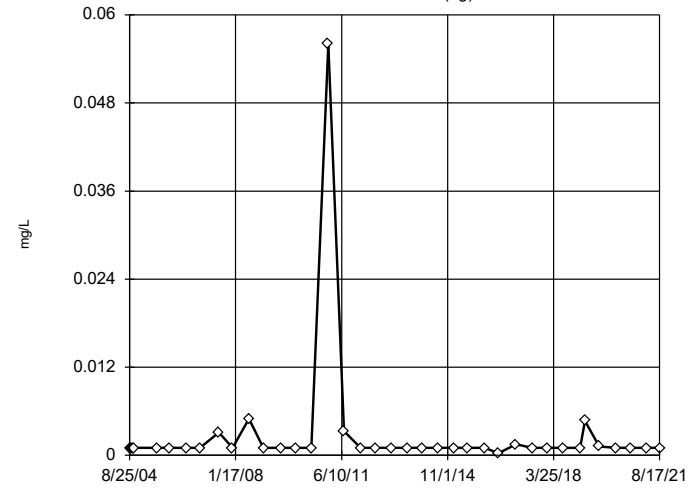
Tukey's Outlier Screening
GWA-2 (bg)



n = 38
No outliers found. Tukey's method selected by user.
Data were natural log transformed to achieve best W statistic (graph shown in original units).
The results were invalidated, because the lower and upper quartiles are equal.

Constituent: Vanadium Analysis Run 8/2/2022 4:00 PM View: Outliers
Plant McIntosh Client: Southern Company Data: McIntosh LF4 CCR

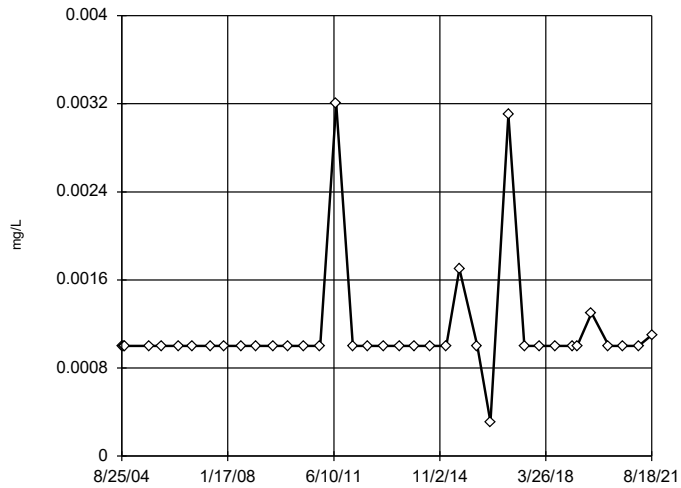
Tukey's Outlier Screening
GWA-3 (bg)



n = 38
No outliers found. Tukey's method selected by user.
Data were natural log transformed to achieve best W statistic (graph shown in original units).
The results were invalidated, because the lower and upper quartiles are equal.

Constituent: Vanadium Analysis Run 8/2/2022 4:00 PM View: Outliers
Plant McIntosh Client: Southern Company Data: McIntosh LF4 CCR

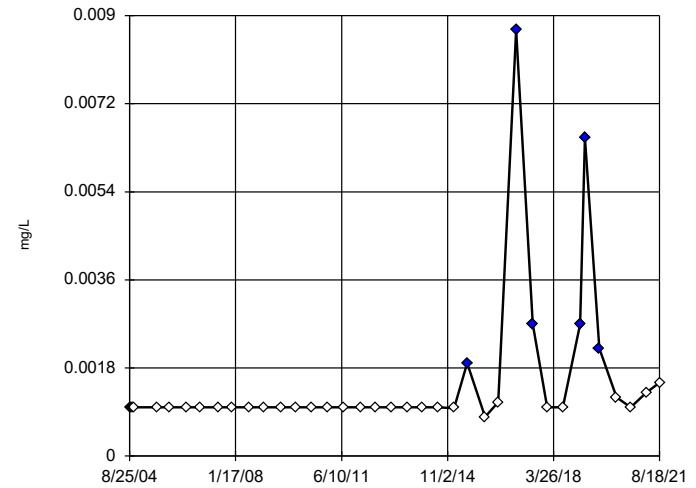
Tukey's Outlier Screening
GWC-1



n = 37
No outliers found. Tukey's method selected by user.
Data were natural log transformed to achieve best W statistic (graph shown in original units).
The results were invalidated, because the lower and upper quartiles are equal.

Constituent: Vanadium Analysis Run 8/2/2022 4:00 PM View: Outliers
Plant McIntosh Client: Southern Company Data: McIntosh LF4 CCR

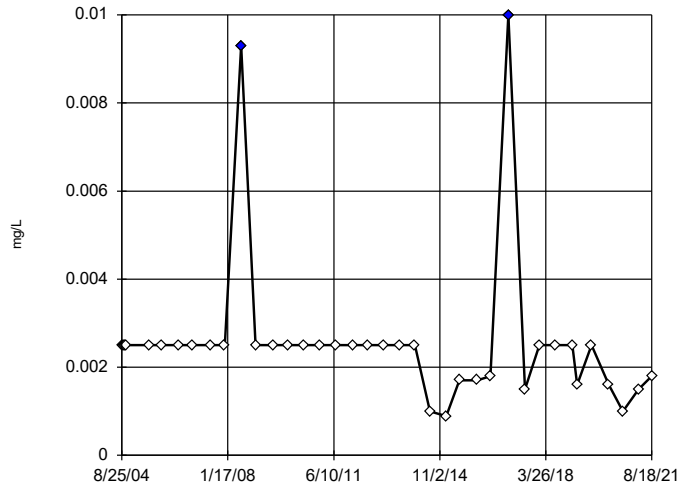
Tukey's Outlier Screening
GWC-10



n = 38
Outliers are drawn as solid. Tukey's method selected by user.
Data were natural log transformed to achieve best W statistic (graph shown in original units).
High cutoff = 0.001742, low cutoff = 0.0006594, based on IQR multiplier of 3.

Constituent: Vanadium Analysis Run 8/2/2022 4:00 PM View: Outliers
Plant McIntosh Client: Southern Company Data: McIntosh LF4 CCR

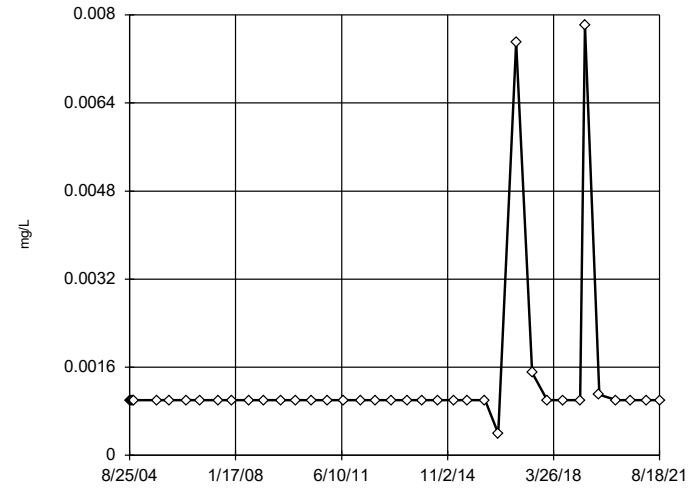
Tukey's Outlier Screening GWC-11



n = 38
 Outliers are drawn as solid.
 Tukey's method selected by user.
 Data were natural log transformed to achieve best W statistic (graph shown in original units).
 High cutoff = 0.007298, low cutoff = 0.0005993, based on IQR multiplier of 3.

Constituent: Vanadium Analysis Run 8/2/2022 4:00 PM View: Outliers
 Plant McIntosh Client: Southern Company Data: McIntosh LF4 CCR

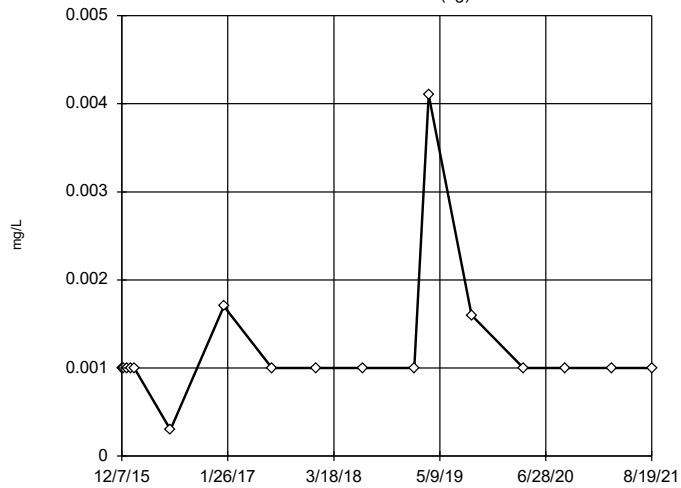
Tukey's Outlier Screening GWC-12



n = 38
 No outliers found.
 Tukey's method selected by user.
 Data were natural log transformed to achieve best W statistic (graph shown in original units).
 The results were invalidated, because the lower and upper quartiles are equal.

Constituent: Vanadium Analysis Run 8/2/2022 4:00 PM View: Outliers
 Plant McIntosh Client: Southern Company Data: McIntosh LF4 CCR

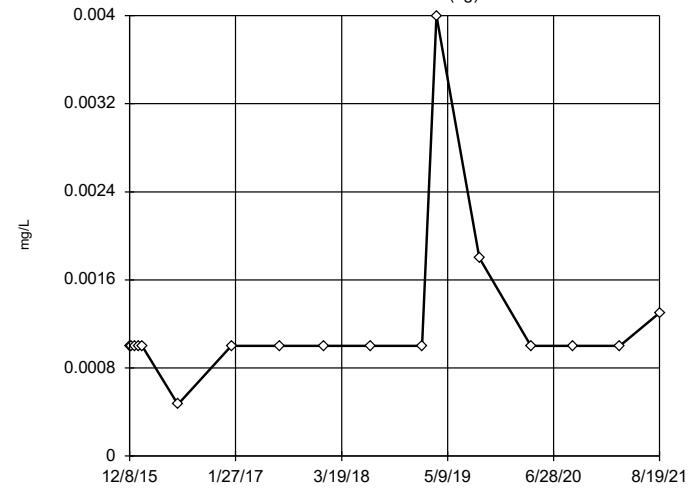
Tukey's Outlier Screening GWA-15 (bg)



n = 17
 No outliers found.
 Tukey's method selected by user.
 Data were natural log transformed to achieve best W statistic (graph shown in original units).
 The results were invalidated, because the lower and upper quartiles are equal.

Constituent: Vanadium Analysis Run 8/2/2022 4:00 PM View: Outliers
 Plant McIntosh Client: Southern Company Data: McIntosh LF4 CCR

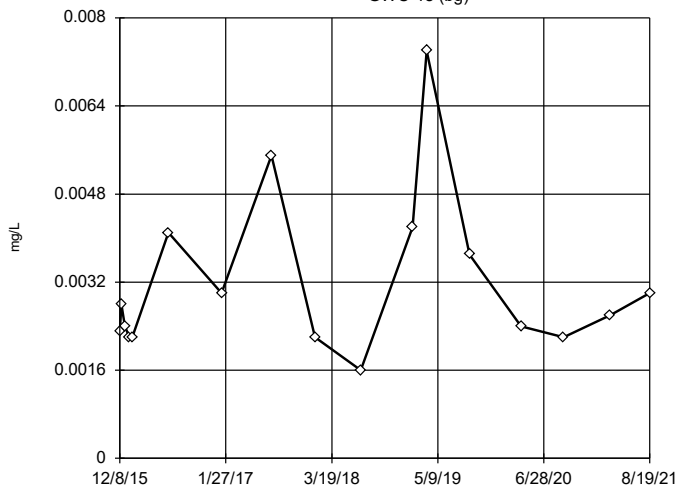
Tukey's Outlier Screening GWC-17 (bg)



n = 17
 No outliers found.
 Tukey's method selected by user.
 Data were natural log transformed to achieve best W statistic (graph shown in original units).
 The results were invalidated, because the lower and upper quartiles are equal.

Constituent: Vanadium Analysis Run 8/2/2022 4:00 PM View: Outliers
 Plant McIntosh Client: Southern Company Data: McIntosh LF4 CCR

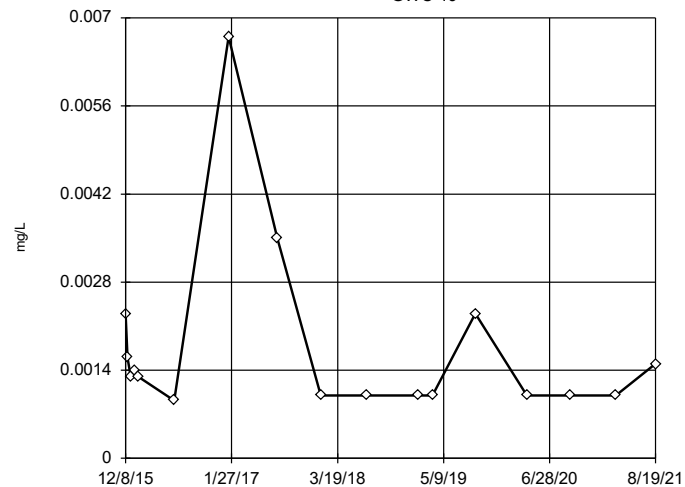
Tukey's Outlier Screening
GWC-18 (bg)



n = 17
No outliers found.
Tukey's method selected by user.
Data were natural log transformed to achieve best W statistic (graph shown in original units).
High cutoff = 0.02161,
low cutoff = 0.0003965,
based on IQR multiplier of 3.

Constituent: Vanadium Analysis Run 8/2/2022 4:00 PM View: Outliers
Plant McIntosh Client: Southern Company Data: McIntosh LF4 CCR

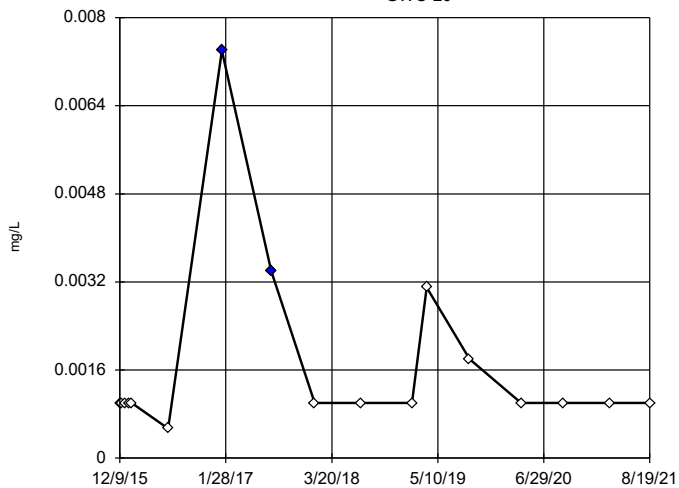
Tukey's Outlier Screening
GWC-19



n = 17
No outliers found.
Tukey's method selected by user.
Data were natural log transformed to achieve best W statistic (graph shown in original units).
High cutoff = 0.01354,
low cutoff = 0.0001417,
based on IQR multiplier of 3.

Constituent: Vanadium Analysis Run 8/2/2022 4:00 PM View: Outliers
Plant McIntosh Client: Southern Company Data: McIntosh LF4 CCR

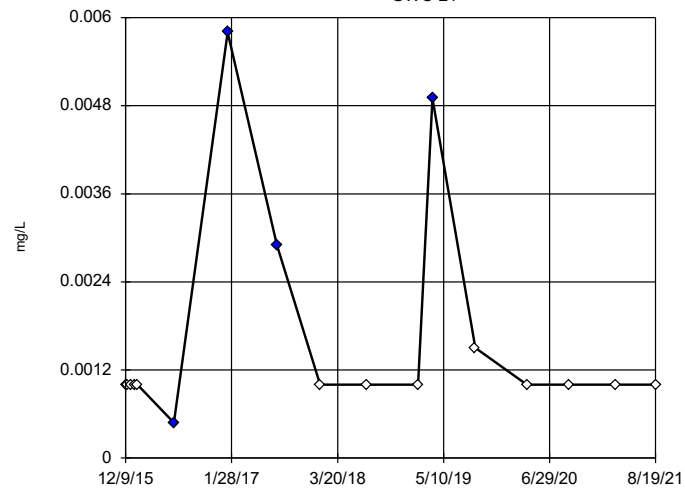
Tukey's Outlier Screening
GWC-20



n = 17
Outliers are drawn as solid.
Tukey's method selected by user.
Data were natural log transformed to achieve best W statistic (graph shown in original units).
High cutoff = 0.00324,
low cutoff = 0.0004141,
based on IQR multiplier of 3.

Constituent: Vanadium Analysis Run 8/2/2022 4:00 PM View: Outliers
Plant McIntosh Client: Southern Company Data: McIntosh LF4 CCR

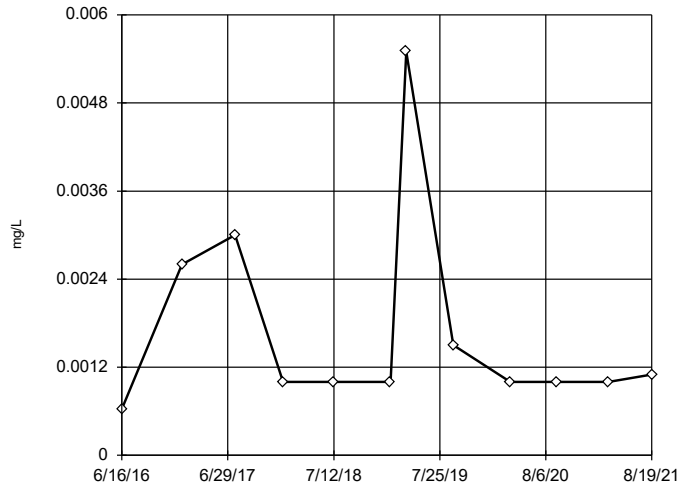
Tukey's Outlier Screening
GWC-21



n = 17
Outliers are drawn as solid.
Tukey's method selected by user.
Data were natural log transformed to achieve best W statistic (graph shown in original units).
High cutoff = 0.00225,
low cutoff = 0.0005443,
based on IQR multiplier of 3.

Constituent: Vanadium Analysis Run 8/2/2022 4:00 PM View: Outliers
Plant McIntosh Client: Southern Company Data: McIntosh LF4 CCR

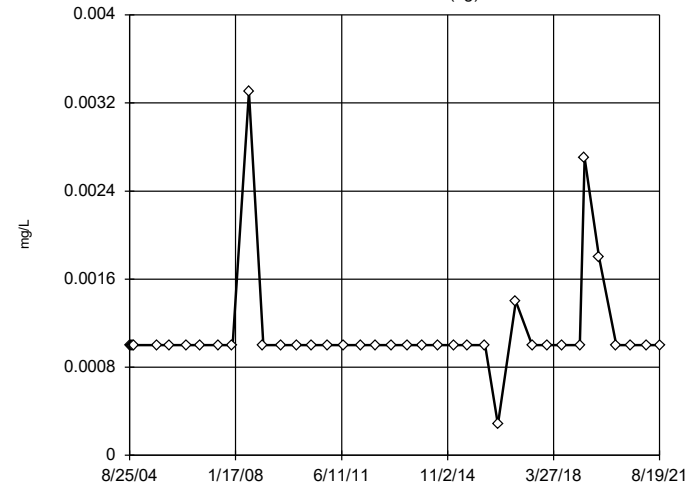
Tukey's Outlier Screening
GWC-23



n = 12
No outliers found. Tukey's method selected by user.
Data were natural log transformed to achieve best W statistic (graph shown in original units).
High cutoff = 0.01521, low cutoff = 0.0001298, based on IQR multiplier of 3.

Constituent: Vanadium Analysis Run 8/2/2022 4:00 PM View: Outliers
Plant McIntosh Client: Southern Company Data: McIntosh LF4 CCR

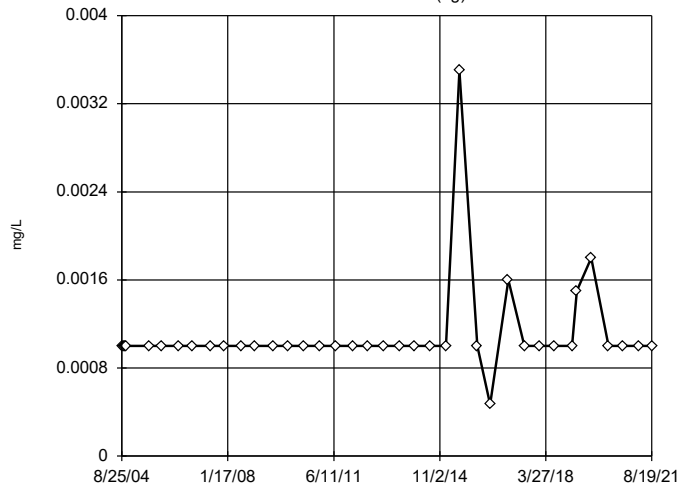
Tukey's Outlier Screening
GWA-4A (bg)



n = 38
No outliers found. Tukey's method selected by user.
Data were natural log transformed to achieve best W statistic (graph shown in original units).
The results were invalidated, because the lower and upper quartiles are equal.

Constituent: Vanadium Analysis Run 8/2/2022 4:00 PM View: Outliers
Plant McIntosh Client: Southern Company Data: McIntosh LF4 CCR

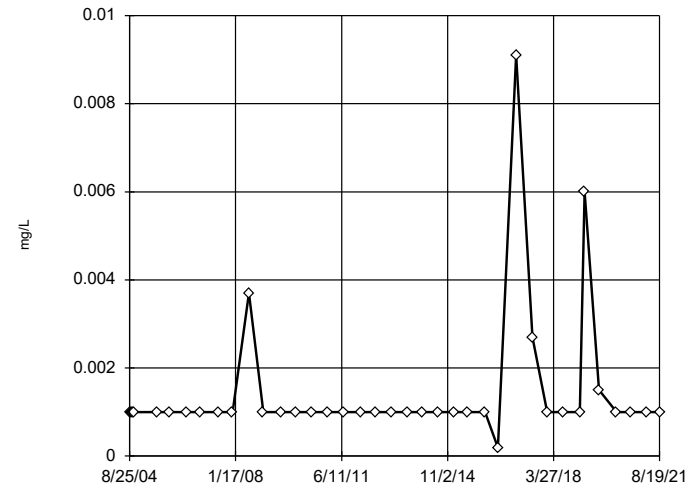
Tukey's Outlier Screening
GWA-5 (bg)



n = 38
No outliers found. Tukey's method selected by user.
Data were natural log transformed to achieve best W statistic (graph shown in original units).
The results were invalidated, because the lower and upper quartiles are equal.

Constituent: Vanadium Analysis Run 8/2/2022 4:00 PM View: Outliers
Plant McIntosh Client: Southern Company Data: McIntosh LF4 CCR

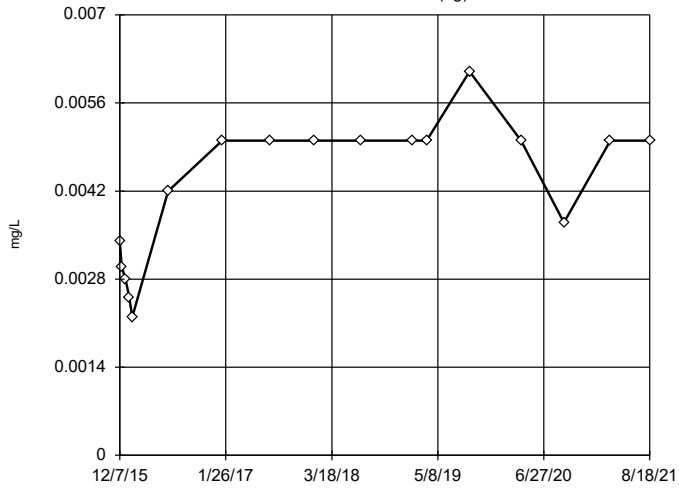
Tukey's Outlier Screening
GWC-9



n = 38
No outliers found. Tukey's method selected by user.
Data were natural log transformed to achieve best W statistic (graph shown in original units).
The results were invalidated, because the lower and upper quartiles are equal.

Constituent: Vanadium Analysis Run 8/2/2022 4:00 PM View: Outliers
Plant McIntosh Client: Southern Company Data: McIntosh LF4 CCR

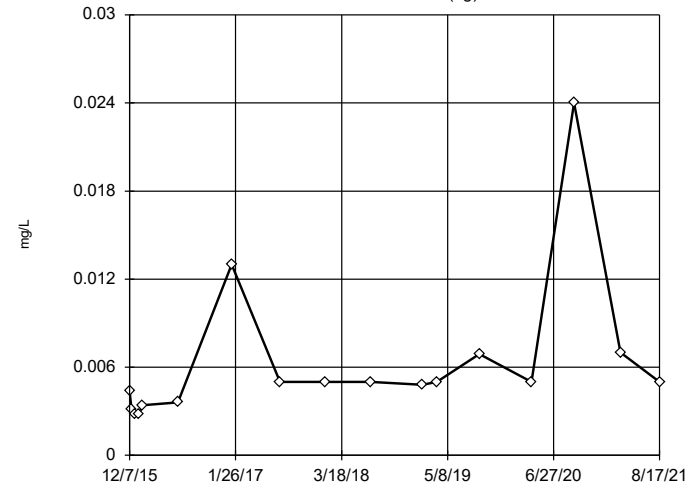
Tukey's Outlier Screening
GWA-13 (bg)



n = 17
No outliers found. Tukey's method selected by user.
Data were square transformed to achieve best W statistic (graph shown in original units).
High cutoff = 0.008316, low cutoff = -0.005821, based on IQR multiplier of 3.

Constituent: Zinc Analysis Run 8/2/2022 4:00 PM View: Outliers
Plant McIntosh Client: Southern Company Data: McIntosh LF4 CCR

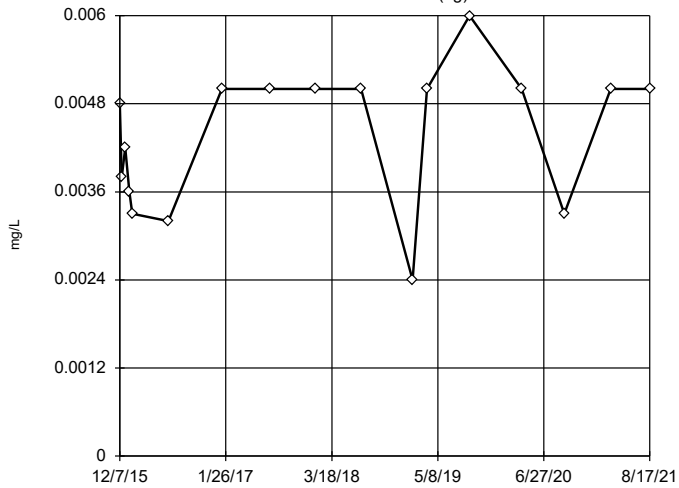
Tukey's Outlier Screening
GWA-14 (bg)



n = 17
No outliers found. Tukey's method selected by user.
Data were natural log transformed to achieve best W statistic (graph shown in original units).
High cutoff = 0.02779, low cutoff = 0.0007393, based on IQR multiplier of 3.

Constituent: Zinc Analysis Run 8/2/2022 4:00 PM View: Outliers
Plant McIntosh Client: Southern Company Data: McIntosh LF4 CCR

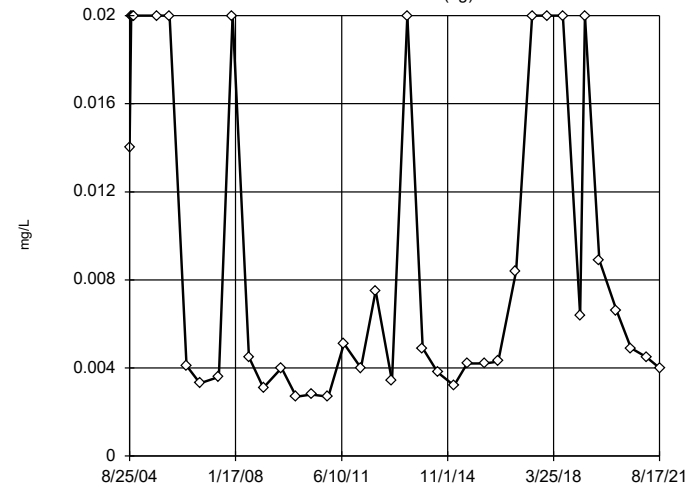
Tukey's Outlier Screening
GWA-16 (bg)



n = 17
No outliers found. Tukey's method selected by user.
Data were square transformed to achieve best W statistic (graph shown in original units).
High cutoff = 0.008014, low cutoff = -0.005225, based on IQR multiplier of 3.

Constituent: Zinc Analysis Run 8/2/2022 4:00 PM View: Outliers
Plant McIntosh Client: Southern Company Data: McIntosh LF4 CCR

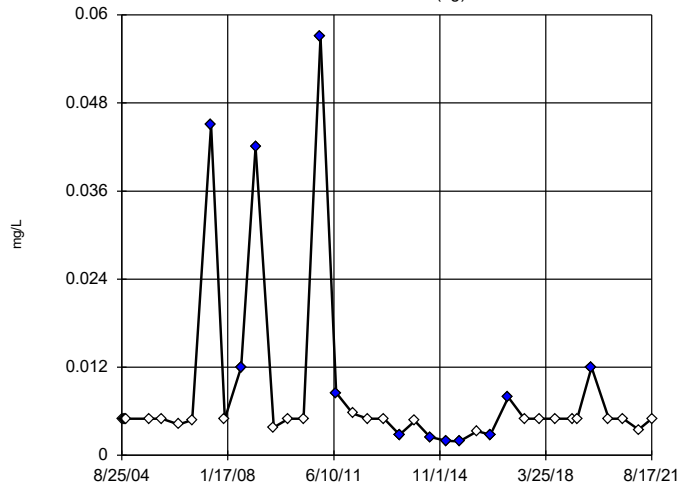
Tukey's Outlier Screening
GWA-2 (bg)



n = 38
No outliers found. Tukey's method selected by user.
Data were natural log transformed to achieve best W statistic (graph shown in original units).
High cutoff = 2.7, low cutoff = 0.0002888, based on IQR multiplier of 3.

Constituent: Zinc Analysis Run 8/2/2022 4:00 PM View: Outliers
Plant McIntosh Client: Southern Company Data: McIntosh LF4 CCR

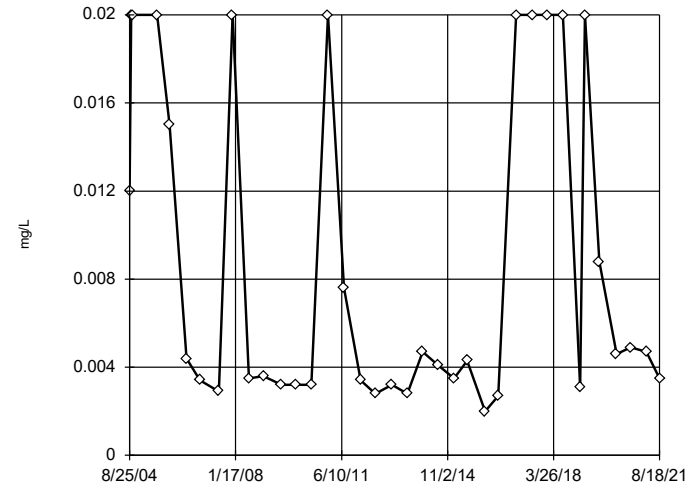
Tukey's Outlier Screening
GWA-3 (bg)



n = 38
Outliers are drawn as solid. Tukey's method selected by user.
Data were natural log transformed to achieve best W statistic (graph shown in original units).
High cutoff = 0.007126, low cutoff = 0.003117, based on IQR multiplier of 3.

Constituent: Zinc Analysis Run 8/2/2022 4:00 PM View: Outliers
Plant McIntosh Client: Southern Company Data: McIntosh LF4 CCR

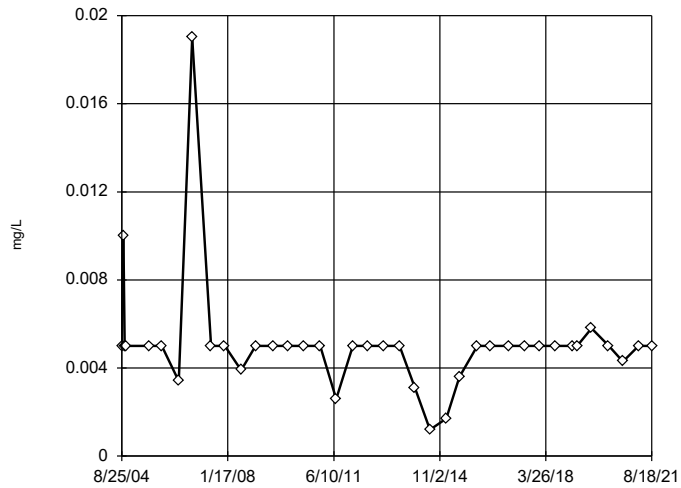
Tukey's Outlier Screening
GWC-1



n = 37
No outliers found. Tukey's method selected by user.
Data were natural log transformed to achieve best W statistic (graph shown in original units).
High cutoff = 4.883, low cutoff = 0.00001311, based on IQR multiplier of 3.

Constituent: Zinc Analysis Run 8/2/2022 4:00 PM View: Outliers
Plant McIntosh Client: Southern Company Data: McIntosh LF4 CCR

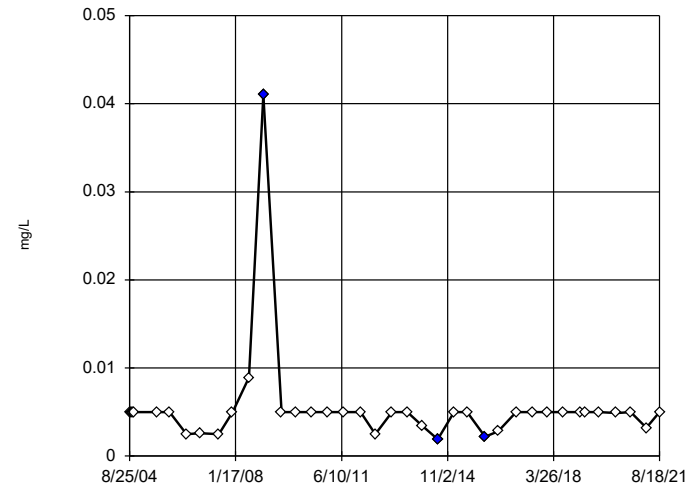
Tukey's Outlier Screening
GWC-10



n = 38
No outliers found. Tukey's method selected by user.
Data were natural log transformed to achieve best W statistic (graph shown in original units).
The results were invalidated, because the lower and upper quartiles are equal.

Constituent: Zinc Analysis Run 8/2/2022 4:00 PM View: Outliers
Plant McIntosh Client: Southern Company Data: McIntosh LF4 CCR

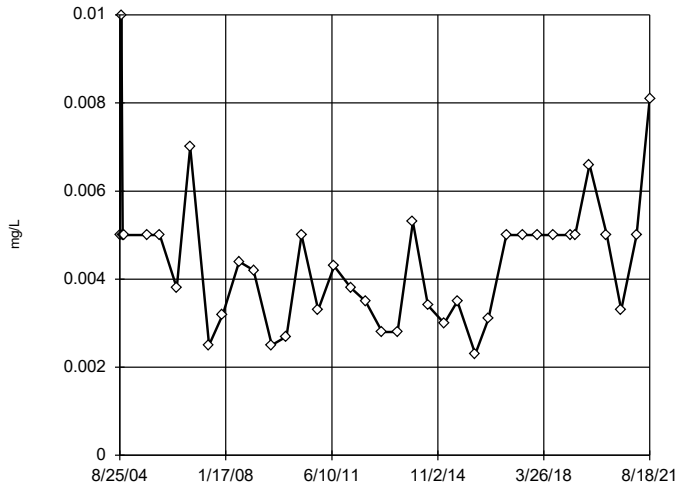
Tukey's Outlier Screening
GWC-11



n = 38
Outliers are drawn as solid. Tukey's method selected by user.
Data were natural log transformed to achieve best W statistic (graph shown in original units).
High cutoff = 0.009191, low cutoff = 0.00222, based on IQR multiplier of 3.

Constituent: Zinc Analysis Run 8/2/2022 4:00 PM View: Outliers
Plant McIntosh Client: Southern Company Data: McIntosh LF4 CCR

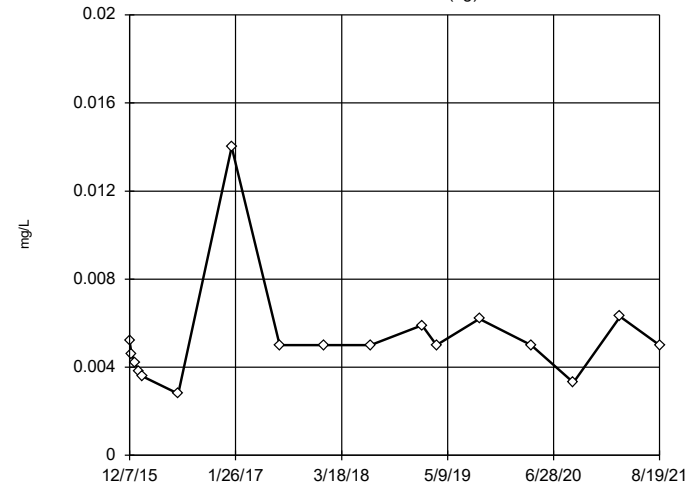
Tukey's Outlier Screening
GWC-12



n = 38
No outliers found.
Tukey's method selected by user.
Data were natural log transformed to achieve best W statistic (graph shown in original units).
High cutoff = 0.01821, low cutoff = 0.0008921, based on IQR multiplier of 3.

Constituent: Zinc Analysis Run 8/2/2022 4:00 PM View: Outliers
Plant McIntosh Client: Southern Company Data: McIntosh LF4 CCR

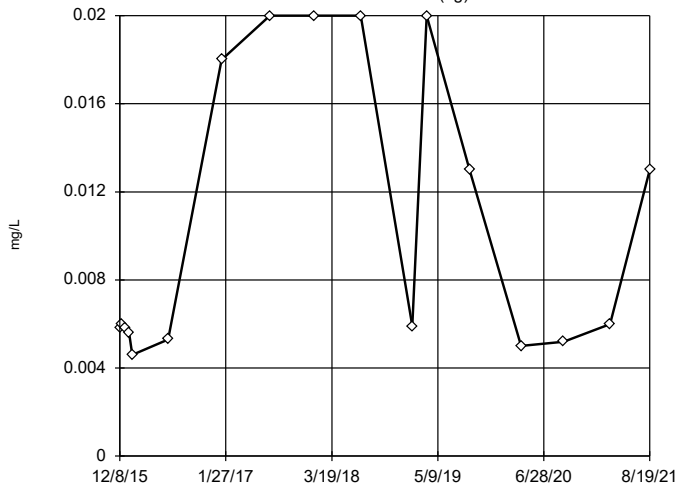
Tukey's Outlier Screening
GWA-15 (bg)



n = 17
No outliers found.
Tukey's method selected by user.
Data were natural log transformed to achieve best W statistic (graph shown in original units).
High cutoff = 0.01476, low cutoff = 0.001499, based on IQR multiplier of 3.

Constituent: Zinc Analysis Run 8/2/2022 4:00 PM View: Outliers
Plant McIntosh Client: Southern Company Data: McIntosh LF4 CCR

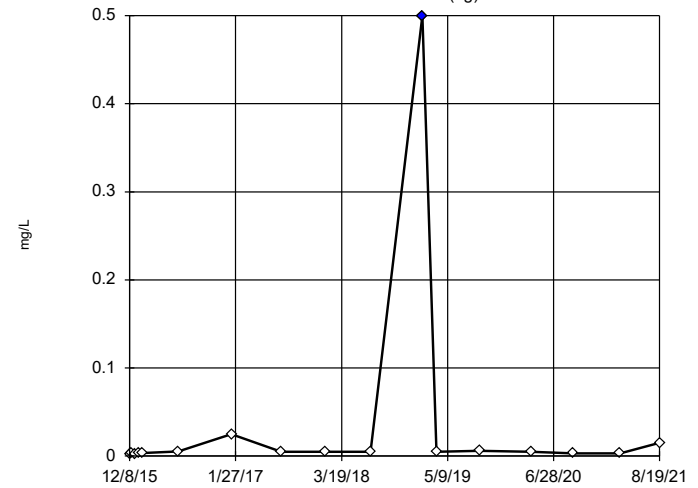
Tukey's Outlier Screening
GWC-17 (bg)



n = 17
No outliers found.
Tukey's method selected by user.
Data were natural log transformed to achieve best W statistic (graph shown in original units).
High cutoff = 0.8015, low cutoff = 0.000129, based on IQR multiplier of 3.

Constituent: Zinc Analysis Run 8/2/2022 4:00 PM View: Outliers
Plant McIntosh Client: Southern Company Data: McIntosh LF4 CCR

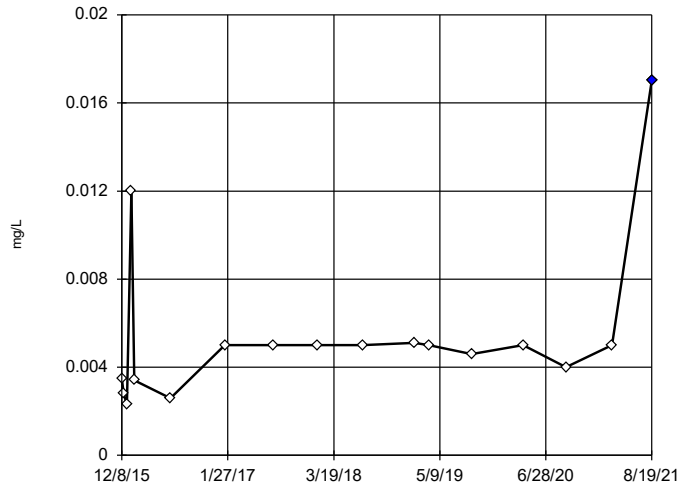
Tukey's Outlier Screening
GWC-18 (bg)



n = 17
Outlier is drawn as solid.
Tukey's method selected by user.
Data were natural log transformed to achieve best W statistic (graph shown in original units).
High cutoff = 0.02776, low cutoff = 0.0006331, based on IQR multiplier of 3.

Constituent: Zinc Analysis Run 8/2/2022 4:00 PM View: Outliers
Plant McIntosh Client: Southern Company Data: McIntosh LF4 CCR

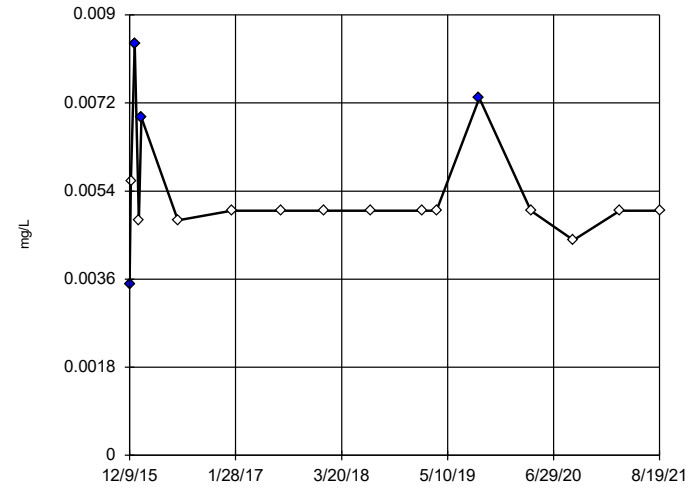
Tukey's Outlier Screening
GWC-19



n = 17
 Outlier is drawn as solid.
 Tukey's method selected by user.
 Data were natural log transformed to achieve best W statistic (graph shown in original units).
 High cutoff = 0.01523, low cutoff = 0.001133, based on IQR multiplier of 3.

Constituent: Zinc Analysis Run 8/2/2022 4:01 PM View: Outliers
 Plant McIntosh Client: Southern Company Data: McIntosh LF4 CCR

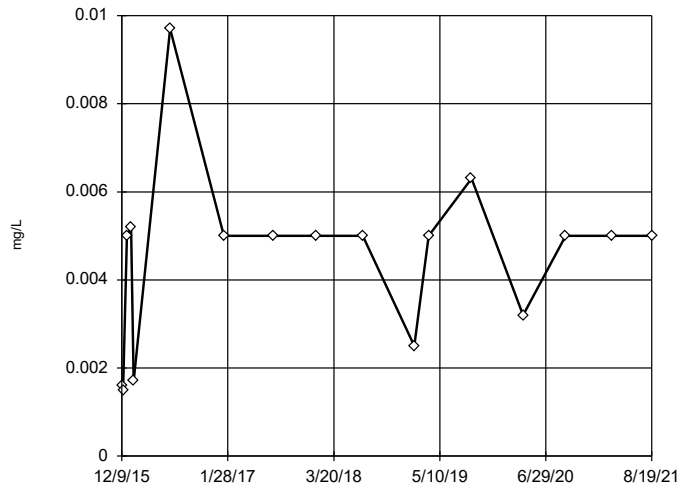
Tukey's Outlier Screening
GWC-20



n = 17
 Outliers are drawn as solid.
 Tukey's method selected by user.
 Data were natural log transformed to achieve best W statistic (graph shown in original units).
 High cutoff = 0.006668, low cutoff = 0.003888, based on IQR multiplier of 3.

Constituent: Zinc Analysis Run 8/2/2022 4:01 PM View: Outliers
 Plant McIntosh Client: Southern Company Data: McIntosh LF4 CCR

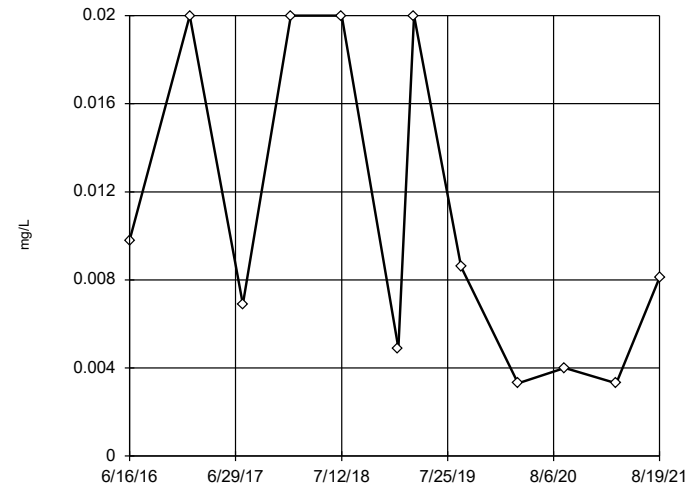
Tukey's Outlier Screening
GWC-21



n = 17
 No outliers found.
 Tukey's method selected by user.
 Data were square root transformed to achieve best W statistic (graph shown in original units).
 High cutoff = 0.01513, low cutoff = 0.00000101, based on IQR multiplier of 3.

Constituent: Zinc Analysis Run 8/2/2022 4:01 PM View: Outliers
 Plant McIntosh Client: Southern Company Data: McIntosh LF4 CCR

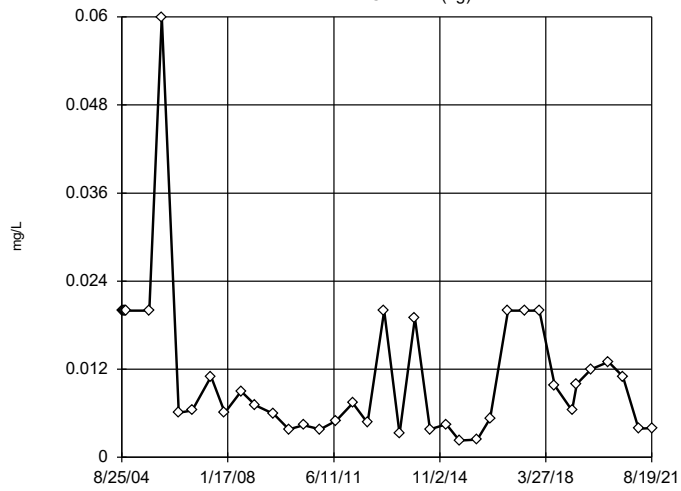
Tukey's Outlier Screening
GWC-23



n = 12
 No outliers found.
 Tukey's method selected by user.
 Data were natural log transformed to achieve best W statistic (graph shown in original units).
 High cutoff = 1.844, low cutoff = 0.00004802, based on IQR multiplier of 3.

Constituent: Zinc Analysis Run 8/2/2022 4:01 PM View: Outliers
 Plant McIntosh Client: Southern Company Data: McIntosh LF4 CCR

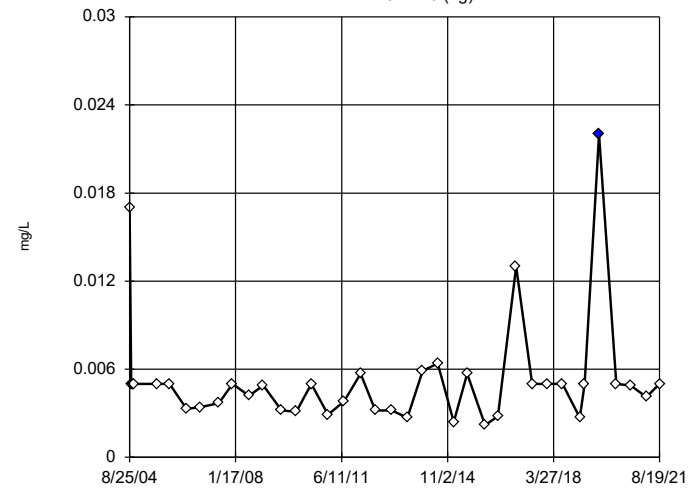
Tukey's Outlier Screening GWA-4A (bg)



n = 38
 No outliers found.
 Tukey's method selected by user.
 Data were natural log transformed to achieve best W statistic (graph shown in original units).
 High cutoff = 1.816, low cutoff = 0.00004901, based on IQR multiplier of 3.

Constituent: Zinc Analysis Run 8/2/2022 4:01 PM View: Outliers
 Plant McIntosh Client: Southern Company Data: McIntosh LF4 CCR

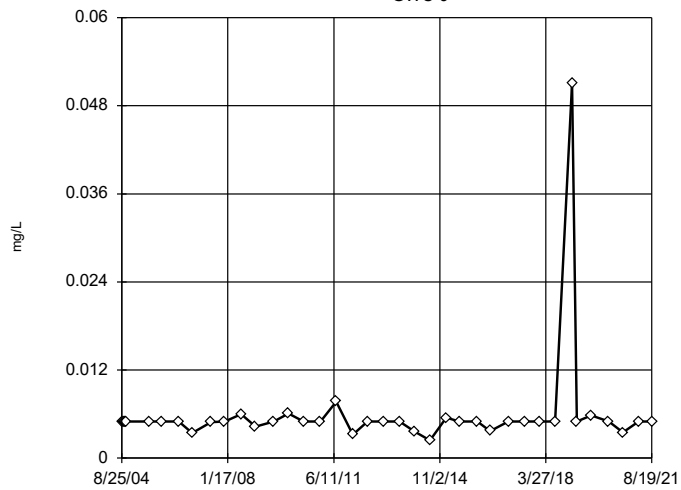
Tukey's Outlier Screening GWA-5 (bg)



n = 38
 Outlier is drawn as solid.
 Tukey's method selected by user.
 Data were natural log transformed to achieve best W statistic (graph shown in original units).
 High cutoff = 0.01907, low cutoff = 0.0008389, based on IQR multiplier of 3.

Constituent: Zinc Analysis Run 8/2/2022 4:01 PM View: Outliers
 Plant McIntosh Client: Southern Company Data: McIntosh LF4 CCR

Tukey's Outlier Screening GWC-9



n = 38
 No outliers found.
 Tukey's method selected by user.
 Data were natural log transformed to achieve best W statistic (graph shown in original units).
 The results were invalidated, because the lower and upper quartiles are equal.

Constituent: Zinc Analysis Run 8/2/2022 4:01 PM View: Outliers
 Plant McIntosh Client: Southern Company Data: McIntosh LF4 CCR

Tukey's Outlier Test - Upgradient Wells - Significant Results

Plant McIntosh Client: Southern Company Data: McIntosh LF4 CCR Printed 8/2/2022, 3:56 PM

Constituent	Well	Outlier	Value(s)	Method	Alpha	N	Mean	Std. Dev.	Distribution	Normality Test
Calcium (mg/L)	GWA-13,GWA-14,GWA...	Yes	5.5,26,33.2,18,17,17,17,15,15,16,14,14,12,12,11,1	NP	NaN	191	2.493	4.739	x^6	ChiSquared
Chloride (mg/L)	GWA-13,GWA-14,GWA...	Yes	9.4,8.3,8.6,6.3,6.1,6.1,6.2,18	NP	NaN	190	4.242	1.319	x^6	ChiSquared
pH (S.U.)	GWA-13,GWA-14,GWA...	Yes	7.1,6.87,6.84,6.42,6.57,6.51,6.43,6.48,6.58,6.37,	NP	NaN	210	5.234	0.4853	x^6	ChiSquared
Total Dissolved Solids (mg/L)	GWA-13,GWA-14,GWA...	Yes	47,65,67,55,48,48,48,48,46,58,56,85,106,150,78,43	NP	NaN	190	27.88	24.01	x^6	ChiSquared

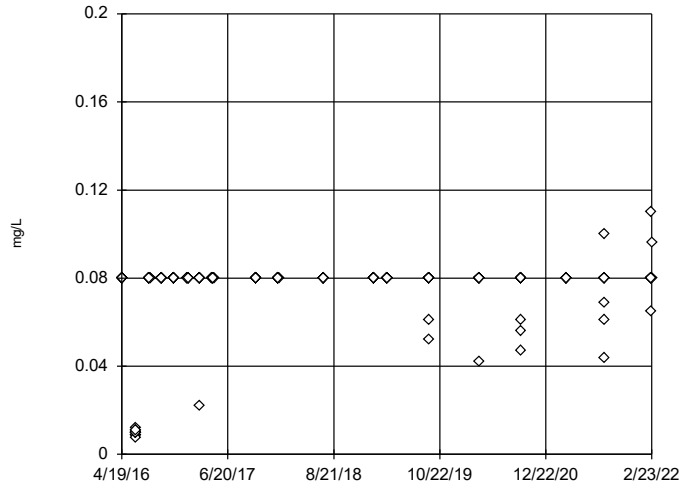
Tukey's Outlier Test - Upgradient Wells - All Results

Plant McIntosh Client: Southern Company Data: McIntosh LF4 CCR Printed 8/2/2022, 3:56 PM

Constituent	Well	Outlier	Value(s)	Method	Alpha	N	Mean	Std. Dev.	Distribution	Normality Test
Boron (mg/L)	GWA-13,GWA-14,GWA...	n/a	n/a	NP	NaN	190	0.07507	0.01726	unknown	ChiSquared
Calcium (mg/L)	GWA-13,GWA-14,GWA...	Yes	5.5,26,33,2,18,17,17,17,15,15,16,14,14,12,12,11,1	NP	NaN	191	2.493	4.739	x^6	ChiSquared
Chloride (mg/L)	GWA-13,GWA-14,GWA...	Yes	9.4,8.3,8.6,6.3,6.1,6.1,6.2,18	NP	NaN	190	4.242	1.319	x^6	ChiSquared
Fluoride (mg/L)	GWA-13,GWA-14,GWA...	n/a	n/a	NP	NaN	191	0.1444	0.1614	unknown	ChiSquared
pH (S.U.)	GWA-13,GWA-14,GWA...	Yes	7.1,6.87,6.84,6.42,6.57,6.51,6.43,6.48,6.58,6.37,	NP	NaN	210	5.234	0.4853	x^6	ChiSquared
Total Dissolved Solids (mg/L)	GWA-13,GWA-14,GWA...	Yes	47,65,67,55,48,48,48,48,46,58,56,85,106,150,78,43	NP	NaN	190	27.88	24.01	x^6	ChiSquared

Tukey's Outlier Screening, Pooled Background

GWA-13,GWA-14,GWA-16,GWA-2,GWA-3,GWA-...

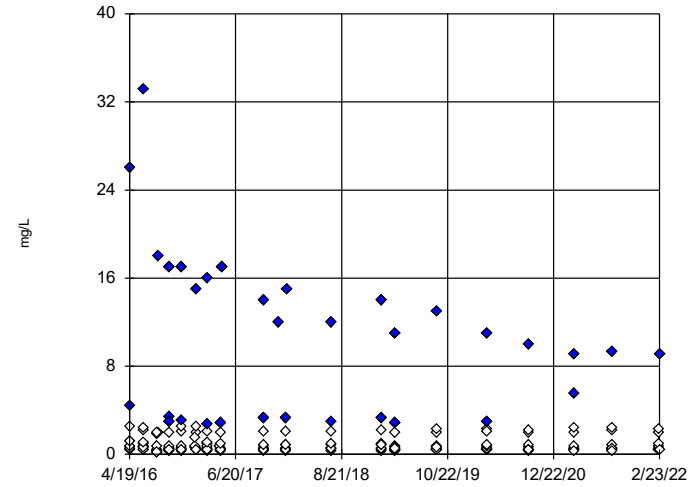


n = 190
 No outliers found.
 Tukey's method selected by user.
 Data were x⁴ transformed to achieve best W statistic (graph shown in original units).
 The results were invalidated, because the lower and upper quartiles are equal.

Constituent: Boron Analysis Run 8/2/2022 3:53 PM View: Outliers - Upgradient
 Plant McIntosh Client: Southern Company Data: McIntosh LF4 CCR

Tukey's Outlier Screening, Pooled Background

GWA-13,GWA-14,GWA-16,GWA-2,GWA-3,GWA-...

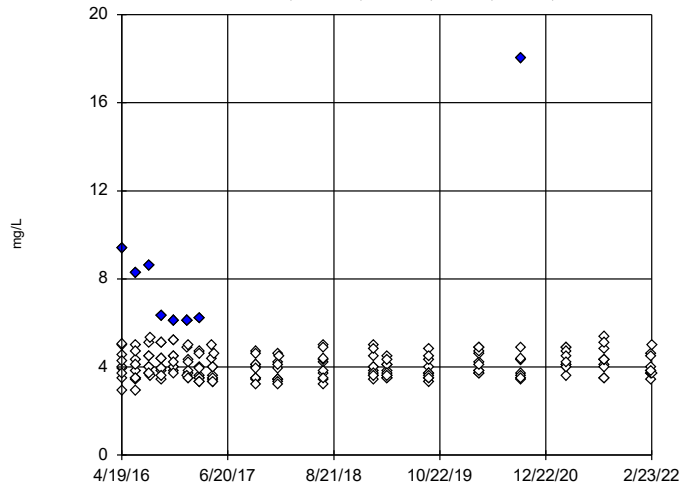


n = 191
 Outliers are drawn as solid.
 Tukey's method selected by user.
 Data were x⁶ transformed to achieve best W statistic (graph shown in original units).
 High cutoff = 2.646, low cutoff = -2.522, based on IQR multiplier of 3.

Constituent: Calcium Analysis Run 8/2/2022 3:53 PM View: Outliers - Upgradient
 Plant McIntosh Client: Southern Company Data: McIntosh LF4 CCR

Tukey's Outlier Screening, Pooled Background

GWA-13,GWA-14,GWA-16,GWA-2,GWA-3,GWA-...

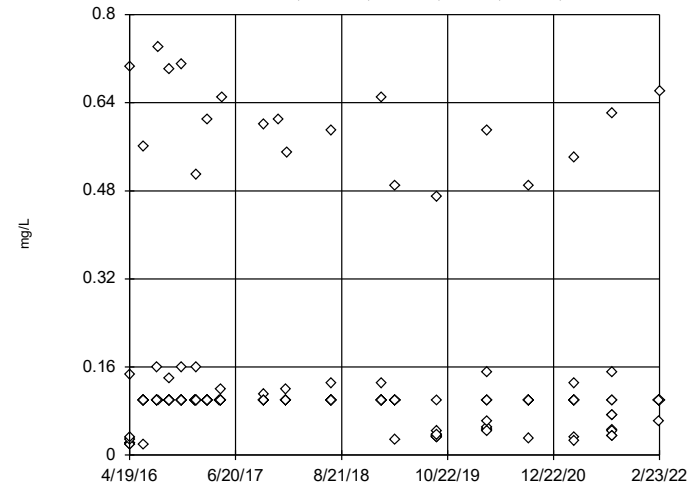


n = 190
 Outliers are drawn as solid.
 Tukey's method selected by user.
 Data were x⁶ transformed to achieve best W statistic (graph shown in original units).
 High cutoff = 5.467, low cutoff = -5.03, based on IQR multiplier of 3.

Constituent: Chloride Analysis Run 8/2/2022 3:53 PM View: Outliers - Upgradient
 Plant McIntosh Client: Southern Company Data: McIntosh LF4 CCR

Tukey's Outlier Screening, Pooled Background

GWA-13,GWA-14,GWA-16,GWA-2,GWA-3,GWA-...

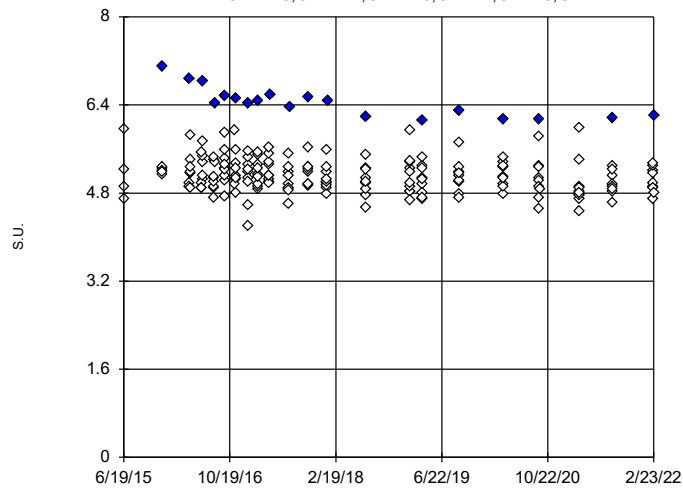


n = 191
 No outliers found.
 Tukey's method selected by user.
 Data were cube transformed to achieve best W statistic (graph shown in original units).
 The results were invalidated, because the lower and upper quartiles are equal.

Constituent: Fluoride Analysis Run 8/2/2022 3:53 PM View: Outliers - Upgradient
 Plant McIntosh Client: Southern Company Data: McIntosh LF4 CCR

Tukey's Outlier Screening, Pooled Background

GWA-13,GWA-14,GWA-16,GWA-2,GWA-3,GWA-...



n = 210

Outliers are drawn as solid.
Tukey's method selected by user.

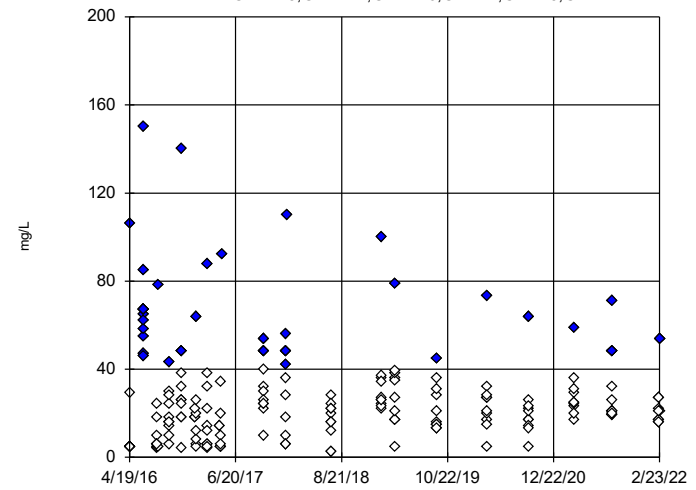
Data were x⁶ transformed to achieve best W statistic (graph shown in original units).

High cutoff = 6.105, low cutoff = -4.91, based on IQR multiplier of 3.

Constituent: pH Analysis Run 8/2/2022 3:53 PM View: Outliers - Upgradient
Plant McIntosh Client: Southern Company Data: McIntosh LF4 CCR

Tukey's Outlier Screening, Pooled Background

GWA-13,GWA-14,GWA-16,GWA-2,GWA-3,GWA-...



n = 190

Outliers are drawn as solid.
Tukey's method selected by user.

Data were x⁶ transformed to achieve best W statistic (graph shown in original units).

High cutoff = 41.64, low cutoff = -39.67, based on IQR multiplier of 3.

Constituent: Total Dissolved Solids Analysis Run 8/2/2022 3:53 PM View: Outliers - Upgradient
Plant McIntosh Client: Southern Company Data: McIntosh LF4 CCR

FIGURE D.

Appendix I Welch's t-test/Mann-Whitney - Significant Results

Plant McIntosh Client: Southern Company Data: McIntosh LF4 CCR Printed 8/2/2022, 4:38 PM

<u>Constituent</u>	<u>Well</u>	<u>Calc.</u>	<u>0.01</u>	<u>Method</u>
Arsenic (mg/L)	GWC-10	-4.461	Yes	Mann-W
Barium (mg/L)	GWC-12	-2.742	Yes	Mann-W
Barium (mg/L)	GWC-18 (bg)	-2.952	Yes	Mann-W
Barium (mg/L)	GWC-20	-3.272	Yes	Mann-W
Barium (mg/L)	GWC-23	-3.545	Yes	Mann-W
Beryllium (mg/L)	GWC-11	-3.333	Yes	Mann-W
Cobalt (mg/L)	GWA-3 (bg)	-4.002	Yes	Mann-W
Cobalt (mg/L)	GWC-20	-3.677	Yes	Mann-W
Cobalt (mg/L)	GWC-21	-2.687	Yes	Mann-W
Copper (mg/L)	GWC-12	-3.065	Yes	Mann-W
Copper (mg/L)	GWA-4A (bg)	-3.452	Yes	Mann-W
Copper (mg/L)	GWC-9	-2.737	Yes	Mann-W
Lead (mg/L)	GWA-4A (bg)	-3.333	Yes	Mann-W
Nickel (mg/L)	GWA-14 (bg)	-2.95	Yes	Mann-W
Nickel (mg/L)	GWA-16 (bg)	-3.088	Yes	Mann-W
Nickel (mg/L)	GWA-2 (bg)	-4.253	Yes	Mann-W
Nickel (mg/L)	GWA-3 (bg)	-4.285	Yes	Mann-W
Nickel (mg/L)	GWC-1	-3.272	Yes	Mann-W
Nickel (mg/L)	GWC-11	-3.889	Yes	Mann-W
Nickel (mg/L)	GWC-12	-3.788	Yes	Mann-W
Nickel (mg/L)	GWA-15 (bg)	-2.691	Yes	Mann-W
Nickel (mg/L)	GWC-17 (bg)	-3.386	Yes	Mann-W
Nickel (mg/L)	GWC-20	-3.314	Yes	Mann-W
Nickel (mg/L)	GWC-21	-2.8	Yes	Mann-W
Nickel (mg/L)	GWA-4A (bg)	-3.372	Yes	Mann-W
Nickel (mg/L)	GWA-5 (bg)	-3.648	Yes	Mann-W
Nickel (mg/L)	GWC-9	-3.731	Yes	Mann-W
Thallium (mg/L)	GWA-2 (bg)	-4.006	Yes	Mann-W
Thallium (mg/L)	GWA-3 (bg)	-3.246	Yes	Mann-W
Thallium (mg/L)	GWC-10	-4.006	Yes	Mann-W
Thallium (mg/L)	GWC-12	-3.246	Yes	Mann-W
Thallium (mg/L)	GWC-18 (bg)	2.811	Yes	Mann-W
Vanadium (mg/L)	GWC-10	3.575	Yes	Mann-W

Appendix I Welch's t-test/Mann-Whitney - All Results

Plant McIntosh Client: Southern Company Data: McIntosh LF4 CCR Printed 8/2/2022, 4:38 PM

Constituent	Well	Calc.	0.01	Method
Antimony (mg/L)	GWA-13 (bg)	-1.606	No	Mann-W
Antimony (mg/L)	GWA-14 (bg)	-1.606	No	Mann-W
Antimony (mg/L)	GWA-2 (bg)	-2.361	No	Mann-W
Antimony (mg/L)	GWA-3 (bg)	-1.956	No	Mann-W
Antimony (mg/L)	GWC-18 (bg)	0.5669	No	Mann-W
Arsenic (mg/L)	GWA-13 (bg)	-1.606	No	Mann-W
Arsenic (mg/L)	GWA-14 (bg)	-1.606	No	Mann-W
Arsenic (mg/L)	GWA-16 (bg)	-1.606	No	Mann-W
Arsenic (mg/L)	GWA-3 (bg)	1.75	No	Mann-W
Arsenic (mg/L)	GWC-1	-2.361	No	Mann-W
Arsenic (mg/L)	GWC-10	-4.461	Yes	Mann-W
Arsenic (mg/L)	GWC-11	-2.379	No	Mann-W
Arsenic (mg/L)	GWC-12	0.2895	No	Mann-W
Arsenic (mg/L)	GWA-15 (bg)	-1.483	No	Mann-W
Arsenic (mg/L)	GWC-17 (bg)	-0.8594	No	Mann-W
Arsenic (mg/L)	GWC-18 (bg)	-0.2697	No	Mann-W
Arsenic (mg/L)	GWC-19	-0.1712	No	Mann-W
Arsenic (mg/L)	GWC-20	-0.05705	No	Mann-W
Arsenic (mg/L)	GWC-21	-1.254	No	Mann-W
Arsenic (mg/L)	GWC-23	-0.7462	No	Mann-W
Arsenic (mg/L)	GWA-4A (bg)	-1.814	No	Mann-W
Arsenic (mg/L)	GWA-5 (bg)	-1.357	No	Mann-W
Arsenic (mg/L)	GWC-9	-2.496	No	Mann-W
Barium (mg/L)	GWA-13 (bg)	2.095	No	Mann-W
Barium (mg/L)	GWA-14 (bg)	0.6477	No	Mann-W
Barium (mg/L)	GWA-16 (bg)	0.5726	No	Mann-W
Barium (mg/L)	GWA-2 (bg)	2.442	No	Mann-W
Barium (mg/L)	GWA-3 (bg)	-0.2961	No	Mann-W
Barium (mg/L)	GWC-1	-0.1673	No	Mann-W
Barium (mg/L)	GWC-10	0.1608	No	Mann-W
Barium (mg/L)	GWC-11	0.03318	No	Mann-W
Barium (mg/L)	GWC-12	-2.742	Yes	Mann-W
Barium (mg/L)	GWA-15 (bg)	0.4761	No	Mann-W
Barium (mg/L)	GWC-17 (bg)	0.6992	No	Mann-W
Barium (mg/L)	GWC-18 (bg)	-2.952	Yes	Mann-W
Barium (mg/L)	GWC-19	-2.521	No	Mann-W
Barium (mg/L)	GWC-20	-3.272	Yes	Mann-W
Barium (mg/L)	GWC-21	0.7732	No	Mann-W
Barium (mg/L)	GWC-23	-3.545	Yes	Mann-W
Barium (mg/L)	GWA-4A (bg)	-1.702	No	Mann-W
Barium (mg/L)	GWA-5 (bg)	1.188	No	Mann-W
Barium (mg/L)	GWC-9	1.755	No	Mann-W
Beryllium (mg/L)	GWA-13 (bg)	-1.299	No	Mann-W
Beryllium (mg/L)	GWA-14 (bg)	-0.6149	No	Mann-W
Beryllium (mg/L)	GWA-16 (bg)	-0.6149	No	Mann-W
Beryllium (mg/L)	GWA-2 (bg)	-2.366	No	Mann-W
Beryllium (mg/L)	GWA-3 (bg)	0.5778	No	Mann-W
Beryllium (mg/L)	GWC-1	-1.207	No	Mann-W
Beryllium (mg/L)	GWC-10	-0.8077	No	Mann-W
Beryllium (mg/L)	GWC-11	-3.333	Yes	Mann-W
Beryllium (mg/L)	GWC-12	-0.5486	No	Mann-W
Beryllium (mg/L)	GWA-15 (bg)	0.5669	No	Mann-W
Beryllium (mg/L)	GWC-17 (bg)	1.769	No	Mann-W
Beryllium (mg/L)	GWC-18 (bg)	-1.606	No	Mann-W
Beryllium (mg/L)	GWC-19	0.0369	No	Mann-W
Beryllium (mg/L)	GWC-20	-1.293	No	Mann-W
Beryllium (mg/L)	GWC-21	-0.7515	No	Mann-W
Beryllium (mg/L)	GWC-23	-1.907	No	Mann-W
Beryllium (mg/L)	GWA-4A (bg)	-1.834	No	Mann-W
Beryllium (mg/L)	GWA-5 (bg)	0.7144	No	Mann-W

Appendix I Welch's t-test/Mann-Whitney - All Results

Plant McIntosh Client: Southern Company Data: McIntosh LF4 CCR Printed 8/2/2022, 4:38 PM

Constituent	Well	Calc.	0.01	Method
Beryllium (mg/L)	GWC-9	-1.834	No	Mann-W
Cadmium (mg/L)	GWA-13 (bg)	-0.7515	No	Mann-W
Cadmium (mg/L)	GWA-14 (bg)	-0.6149	No	Mann-W
Cadmium (mg/L)	GWA-16 (bg)	-1.606	No	Mann-W
Cadmium (mg/L)	GWC-17 (bg)	-1.171	No	Mann-W
Cadmium (mg/L)	GWC-18 (bg)	0.5669	No	Mann-W
Cadmium (mg/L)	GWC-19	-0.7583	No	Mann-W
Cadmium (mg/L)	GWC-20	0.07589	No	Mann-W
Cadmium (mg/L)	GWC-21	-0.9605	No	Mann-W
Cadmium (mg/L)	GWC-23	-1.907	No	Mann-W
Cadmium (mg/L)	GWA-4A (bg)	-0.8077	No	Mann-W
Chromium (mg/L)	GWA-13 (bg)	-0.2666	No	Mann-W
Chromium (mg/L)	GWA-14 (bg)	0.7086	No	Mann-W
Chromium (mg/L)	GWA-16 (bg)	0.9768	No	Mann-W
Chromium (mg/L)	GWA-2 (bg)	-0.6298	No	Mann-W
Chromium (mg/L)	GWA-3 (bg)	0.03365	No	Mann-W
Chromium (mg/L)	GWC-1	0.3492	No	Mann-W
Chromium (mg/L)	GWC-10	1.128	No	Mann-W
Chromium (mg/L)	GWC-11	-1.605	No	Mann-W
Chromium (mg/L)	GWC-12	-0.4033	No	Mann-W
Chromium (mg/L)	GWA-15 (bg)	0.4089	No	Mann-W
Chromium (mg/L)	GWC-17 (bg)	0.7101	No	Mann-W
Chromium (mg/L)	GWC-18 (bg)	2.412	No	Mann-W
Chromium (mg/L)	GWC-19	-0.07089	No	Mann-W
Chromium (mg/L)	GWC-20	-0.05238	No	Mann-W
Chromium (mg/L)	GWC-21	0.6739	No	Mann-W
Chromium (mg/L)	GWC-23	0.2062	No	Mann-W
Chromium (mg/L)	GWA-4A (bg)	0.2387	No	Mann-W
Chromium (mg/L)	GWA-5 (bg)	0.5535	No	Mann-W
Chromium (mg/L)	GWC-9	0.1778	No	Mann-W
Cobalt (mg/L)	GWA-13 (bg)	-0.7044	No	Mann-W
Cobalt (mg/L)	GWA-14 (bg)	-1.999	No	Mann-W
Cobalt (mg/L)	GWA-16 (bg)	-0.8044	No	Mann-W
Cobalt (mg/L)	GWA-2 (bg)	-2.438	No	Mann-W
Cobalt (mg/L)	GWA-3 (bg)	-4.002	Yes	Mann-W
Cobalt (mg/L)	GWC-1	-1.418	No	Mann-W
Cobalt (mg/L)	GWC-10	-0.8811	No	Mann-W
Cobalt (mg/L)	GWC-11	-1.574	No	Mann-W
Cobalt (mg/L)	GWC-12	-2.573	No	Mann-W
Cobalt (mg/L)	GWA-15 (bg)	-1.476	No	Mann-W
Cobalt (mg/L)	GWC-17 (bg)	-1.776	No	Mann-W
Cobalt (mg/L)	GWC-18 (bg)	-0.7515	No	Mann-W
Cobalt (mg/L)	GWC-19	0.4165	No	Mann-W
Cobalt (mg/L)	GWC-20	-3.677	Yes	Mann-W
Cobalt (mg/L)	GWC-21	-2.687	Yes	Mann-W
Cobalt (mg/L)	GWC-23	-2.039	No	Mann-W
Cobalt (mg/L)	GWA-4A (bg)	0.3602	No	Mann-W
Cobalt (mg/L)	GWA-5 (bg)	-2.364	No	Mann-W
Cobalt (mg/L)	GWC-9	-2.248	No	Mann-W
Copper (mg/L)	GWA-13 (bg)	-1.315	No	Mann-W
Copper (mg/L)	GWA-14 (bg)	-0.4356	No	Mann-W
Copper (mg/L)	GWA-16 (bg)	1.133	No	Mann-W
Copper (mg/L)	GWA-2 (bg)	-0.5431	No	Mann-W
Copper (mg/L)	GWA-3 (bg)	-2.479	No	Mann-W
Copper (mg/L)	GWC-1	-2.139	No	Mann-W
Copper (mg/L)	GWC-11	-2.156	No	Mann-W
Copper (mg/L)	GWC-12	-3.065	Yes	Mann-W
Copper (mg/L)	GWA-15 (bg)	0.7171	No	Mann-W
Copper (mg/L)	GWC-17 (bg)	-0.807	No	Mann-W
Copper (mg/L)	GWC-18 (bg)	-0.2855	No	Mann-W

Appendix I Welch's t-test/Mann-Whitney - All Results

Plant McIntosh Client: Southern Company Data: McIntosh LF4 CCR Printed 8/2/2022, 4:38 PM

Constituent	Well	Calc.	0.01	Method
Copper (mg/L)	GWC-19	-0.2613	No	Mann-W
Copper (mg/L)	GWC-20	-0.2613	No	Mann-W
Copper (mg/L)	GWC-21	0.3106	No	Mann-W
Copper (mg/L)	GWC-23	-0.4263	No	Mann-W
Copper (mg/L)	GWA-4A (bg)	-3.452	Yes	Mann-W
Copper (mg/L)	GWA-5 (bg)	-0.04865	No	Mann-W
Copper (mg/L)	GWC-9	-2.737	Yes	Mann-W
Lead (mg/L)	GWA-13 (bg)	-1.606	No	Mann-W
Lead (mg/L)	GWA-14 (bg)	-2.254	No	Mann-W
Lead (mg/L)	GWA-16 (bg)	-2.254	No	Mann-W
Lead (mg/L)	GWA-2 (bg)	-2.361	No	Mann-W
Lead (mg/L)	GWC-11	-1.962	No	Mann-W
Lead (mg/L)	GWC-18 (bg)	-2.546	No	Mann-W
Lead (mg/L)	GWC-20	-1.606	No	Mann-W
Lead (mg/L)	GWC-21	-0.7515	No	Mann-W
Lead (mg/L)	GWC-23	-1.907	No	Mann-W
Lead (mg/L)	GWA-4A (bg)	-3.333	Yes	Mann-W
Lead (mg/L)	GWA-5 (bg)	-0.5631	No	Mann-W
Nickel (mg/L)	GWA-13 (bg)	-2.274	No	Mann-W
Nickel (mg/L)	GWA-14 (bg)	-2.95	Yes	Mann-W
Nickel (mg/L)	GWA-16 (bg)	-3.088	Yes	Mann-W
Nickel (mg/L)	GWA-2 (bg)	-4.253	Yes	Mann-W
Nickel (mg/L)	GWA-3 (bg)	-4.285	Yes	Mann-W
Nickel (mg/L)	GWC-1	-3.272	Yes	Mann-W
Nickel (mg/L)	GWC-10	-0.2819	No	Mann-W
Nickel (mg/L)	GWC-11	-3.889	Yes	Mann-W
Nickel (mg/L)	GWC-12	-3.788	Yes	Mann-W
Nickel (mg/L)	GWA-15 (bg)	-2.691	Yes	Mann-W
Nickel (mg/L)	GWC-17 (bg)	-3.386	Yes	Mann-W
Nickel (mg/L)	GWC-18 (bg)	-2.076	No	Mann-W
Nickel (mg/L)	GWC-19	-1.818	No	Mann-W
Nickel (mg/L)	GWC-20	-3.314	Yes	Mann-W
Nickel (mg/L)	GWC-21	-2.8	Yes	Mann-W
Nickel (mg/L)	GWC-23	-1.149	No	Mann-W
Nickel (mg/L)	GWA-4A (bg)	-3.372	Yes	Mann-W
Nickel (mg/L)	GWA-5 (bg)	-3.648	Yes	Mann-W
Nickel (mg/L)	GWC-9	-3.731	Yes	Mann-W
Selenium (mg/L)	GWA-13 (bg)	0.5669	No	Mann-W
Selenium (mg/L)	GWA-16 (bg)	0.5669	No	Mann-W
Selenium (mg/L)	GWA-2 (bg)	0.7342	No	Mann-W
Selenium (mg/L)	GWA-3 (bg)	0.9898	No	Mann-W
Selenium (mg/L)	GWC-1	0.5778	No	Mann-W
Selenium (mg/L)	GWC-10	0.5778	No	Mann-W
Selenium (mg/L)	GWC-11	1.103	No	Mann-W
Selenium (mg/L)	GWA-15 (bg)	0.5669	No	Mann-W
Selenium (mg/L)	GWC-18 (bg)	0.5669	No	Mann-W
Selenium (mg/L)	GWC-19	0.5669	No	Mann-W
Selenium (mg/L)	GWC-20	0.5669	No	Mann-W
Selenium (mg/L)	GWC-21	0.5669	No	Mann-W
Selenium (mg/L)	GWA-4A (bg)	0.7342	No	Mann-W
Selenium (mg/L)	GWA-5 (bg)	0.3679	No	Mann-W
Selenium (mg/L)	GWC-9	-0.4971	No	Mann-W
Selenium (mg/L)	GWC-11	0.4073	No	Mann-W
Thallium (mg/L)	GWA-13 (bg)	-0.7583	No	Mann-W
Thallium (mg/L)	GWA-14 (bg)	-1.971	No	Mann-W
Thallium (mg/L)	GWA-16 (bg)	-2.254	No	Mann-W
Thallium (mg/L)	GWA-2 (bg)	-4.006	Yes	Mann-W
Thallium (mg/L)	GWA-3 (bg)	-3.246	Yes	Mann-W
Thallium (mg/L)	GWC-10	-4.006	Yes	Mann-W
Thallium (mg/L)	GWC-11	-2.343	No	Mann-W

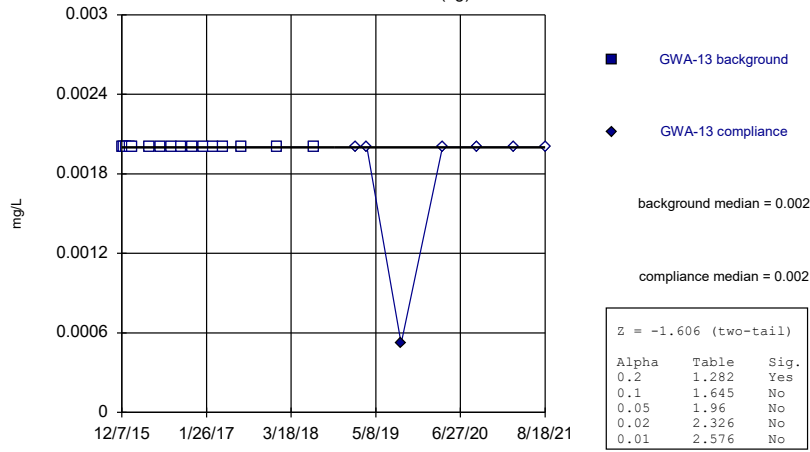
Appendix I Welch's t-test/Mann-Whitney - All Results

Plant McIntosh Client: Southern Company Data: McIntosh LF4 CCR Printed 8/2/2022, 4:39 PM

<u>Constituent</u>	<u>Well</u>	<u>Calc.</u>	<u>0.01</u>	<u>Method</u>
Thallium (mg/L)	GWC-12	-3.246	Yes	Mann-W
Thallium (mg/L)	GWC-17 (bg)	1.774	No	Mann-W
Thallium (mg/L)	GWC-18 (bg)	2.811	Yes	Mann-W
Thallium (mg/L)	GWC-19	-1.369	No	Mann-W
Thallium (mg/L)	GWC-20	1.271	No	Mann-W
Thallium (mg/L)	GWC-21	-0.05705	No	Mann-W
Thallium (mg/L)	GWC-23	-0.2699	No	Mann-W
Thallium (mg/L)	GWA-4A (bg)	-1.28	No	Mann-W
Thallium (mg/L)	GWA-5 (bg)	0.3728	No	Mann-W
Thallium (mg/L)	GWC-9	-2.3	No	Mann-W
Vanadium (mg/L)	GWA-13 (bg)	1.181	No	Mann-W
Vanadium (mg/L)	GWA-14 (bg)	1.307	No	Mann-W
Vanadium (mg/L)	GWA-16 (bg)	1.247	No	Mann-W
Vanadium (mg/L)	GWA-2 (bg)	1.635	No	Mann-W
Vanadium (mg/L)	GWA-3 (bg)	0.9645	No	Mann-W
Vanadium (mg/L)	GWC-1	1.118	No	Mann-W
Vanadium (mg/L)	GWC-10	3.575	Yes	Mann-W
Vanadium (mg/L)	GWC-11	-1.907	No	Mann-W
Vanadium (mg/L)	GWC-12	1.195	No	Mann-W
Vanadium (mg/L)	GWA-15 (bg)	1.115	No	Mann-W
Vanadium (mg/L)	GWC-17 (bg)	2.164	No	Mann-W
Vanadium (mg/L)	GWC-18 (bg)	1.278	No	Mann-W
Vanadium (mg/L)	GWC-19	-1.215	No	Mann-W
Vanadium (mg/L)	GWC-20	0.3633	No	Mann-W
Vanadium (mg/L)	GWC-21	0.05709	No	Mann-W
Vanadium (mg/L)	GWC-23	0.1734	No	Mann-W
Vanadium (mg/L)	GWA-4A (bg)	1.666	No	Mann-W
Vanadium (mg/L)	GWA-5 (bg)	1.602	No	Mann-W
Vanadium (mg/L)	GWC-9	1.631	No	Mann-W
Zinc (mg/L)	GWA-13 (bg)	2.061	No	Mann-W
Zinc (mg/L)	GWA-14 (bg)	2.096	No	Mann-W
Zinc (mg/L)	GWA-16 (bg)	1.012	No	Mann-W
Zinc (mg/L)	GWA-2 (bg)	0.572	No	Mann-W
Zinc (mg/L)	GWA-3 (bg)	0.4328	No	Mann-W
Zinc (mg/L)	GWC-1	0.3332	No	Mann-W
Zinc (mg/L)	GWC-10	0.7992	No	Mann-W
Zinc (mg/L)	GWC-11	0.4549	No	Mann-W
Zinc (mg/L)	GWC-12	1.99	No	Mann-W
Zinc (mg/L)	GWA-15 (bg)	1.197	No	Mann-W
Zinc (mg/L)	GWC-17 (bg)	-0.2459	No	Mann-W
Zinc (mg/L)	GWC-18 (bg)	0.7167	No	Mann-W
Zinc (mg/L)	GWC-19	1.466	No	Mann-W
Zinc (mg/L)	GWC-20	-0.05287	No	Mann-W
Zinc (mg/L)	GWC-21	0.1585	No	Mann-W
Zinc (mg/L)	GWC-23	-2.07	No	Mann-W
Zinc (mg/L)	GWA-4A (bg)	-0.01954	No	Mann-W
Zinc (mg/L)	GWA-5 (bg)	0.4613	No	Mann-W
Zinc (mg/L)	GWC-9	0.9141	No	Mann-W

Mann-Whitney (Wilcoxon Rank Sum)

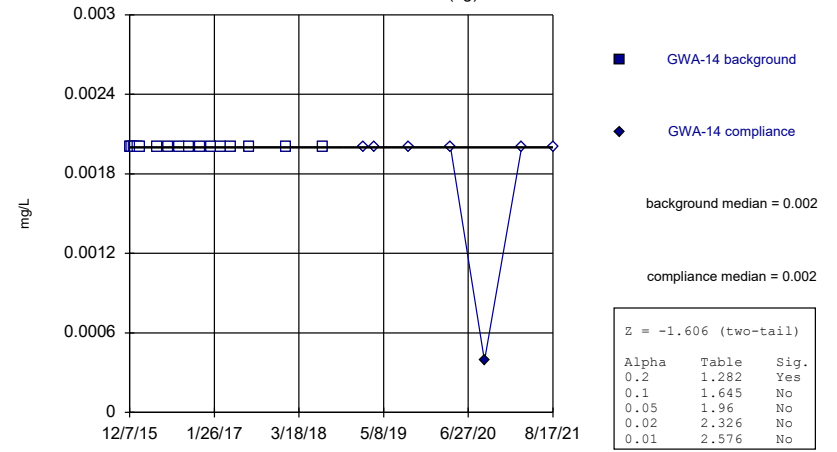
GWA-13 (bg)



Constituent: Antimony Analysis Run 8/2/2022 4:31 PM View: Appendix I Mann-Whitney
Plant McIntosh Client: Southern Company Data: McIntosh LF4 CCR

Mann-Whitney (Wilcoxon Rank Sum)

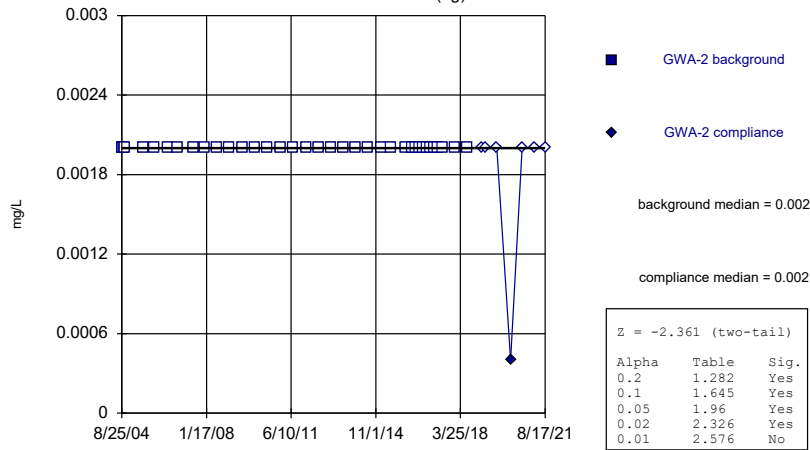
GWA-14 (bg)



Constituent: Antimony Analysis Run 8/2/2022 4:31 PM View: Appendix I Mann-Whitney
Plant McIntosh Client: Southern Company Data: McIntosh LF4 CCR

Mann-Whitney (Wilcoxon Rank Sum)

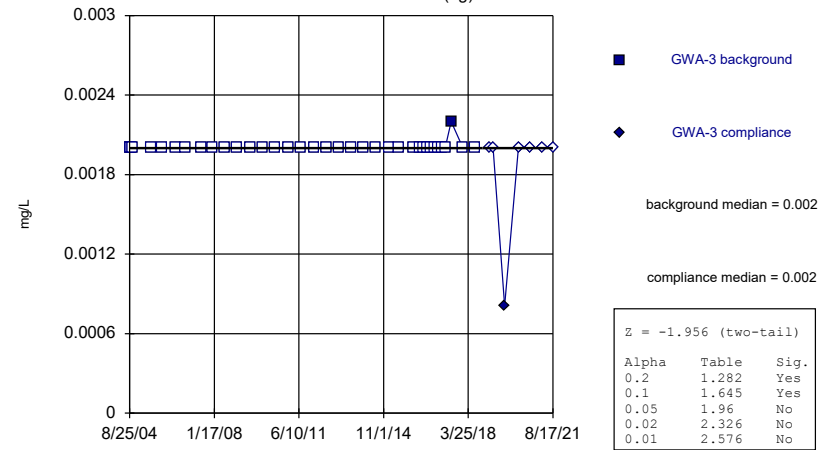
GWA-2 (bg)



Constituent: Antimony Analysis Run 8/2/2022 4:31 PM View: Appendix I Mann-Whitney
Plant McIntosh Client: Southern Company Data: McIntosh LF4 CCR

Mann-Whitney (Wilcoxon Rank Sum)

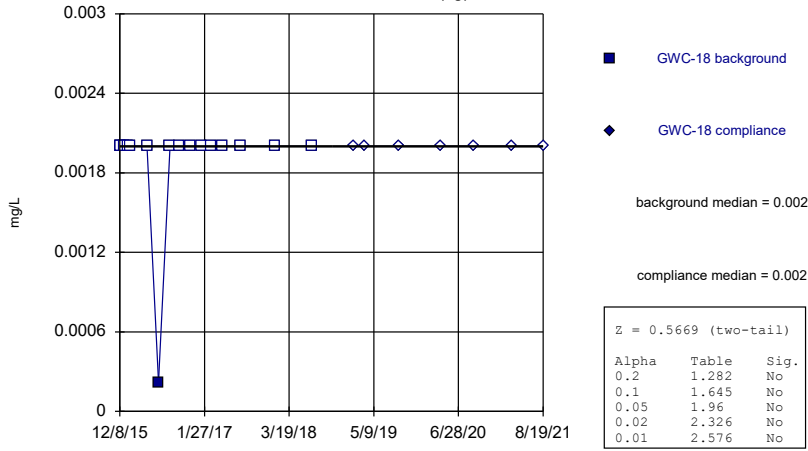
GWA-3 (bg)



Constituent: Antimony Analysis Run 8/2/2022 4:31 PM View: Appendix I Mann-Whitney
Plant McIntosh Client: Southern Company Data: McIntosh LF4 CCR

Mann-Whitney (Wilcoxon Rank Sum)

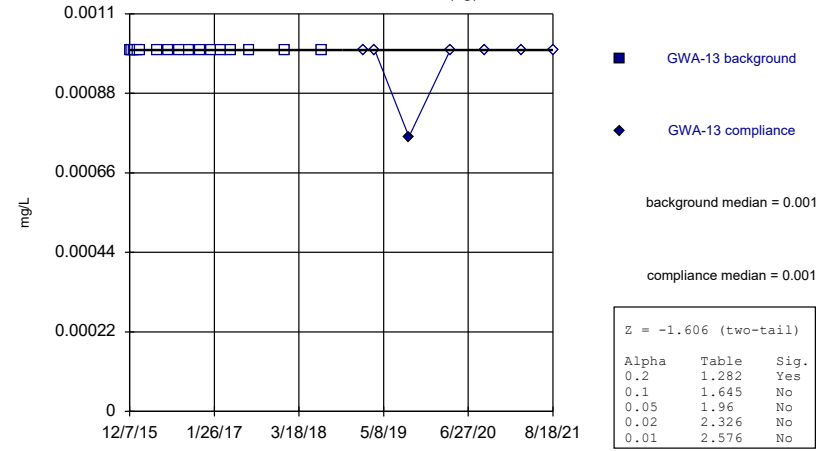
GWC-18 (bg)



Constituent: Antimony Analysis Run 8/2/2022 4:31 PM View: Appendix I Mann-Whitney
Plant McIntosh Client: Southern Company Data: McIntosh LF4 CCR

Mann-Whitney (Wilcoxon Rank Sum)

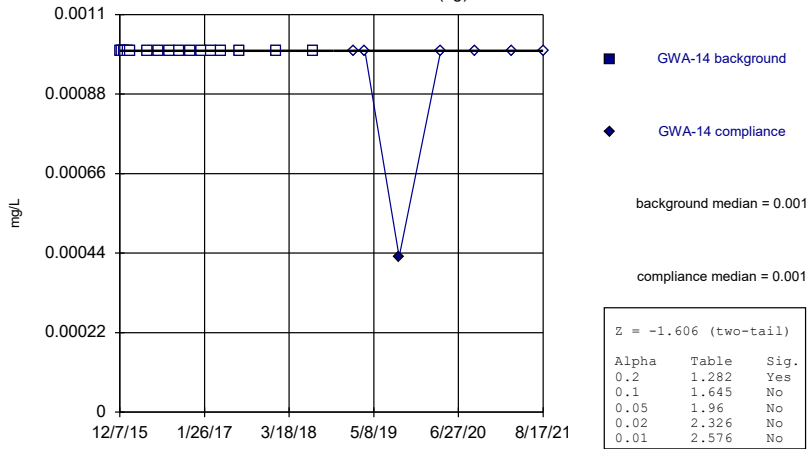
GWA-13 (bg)



Constituent: Arsenic Analysis Run 8/2/2022 4:32 PM View: Appendix I Mann-Whitney
Plant McIntosh Client: Southern Company Data: McIntosh LF4 CCR

Mann-Whitney (Wilcoxon Rank Sum)

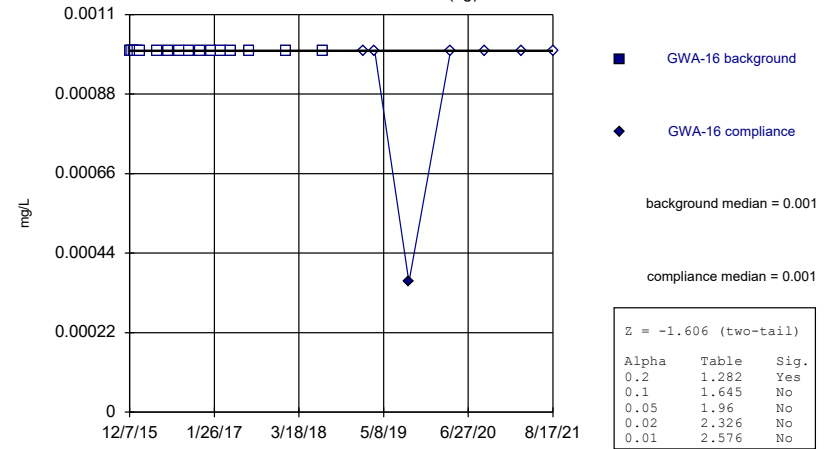
GWA-14 (bg)



Constituent: Arsenic Analysis Run 8/2/2022 4:32 PM View: Appendix I Mann-Whitney
Plant McIntosh Client: Southern Company Data: McIntosh LF4 CCR

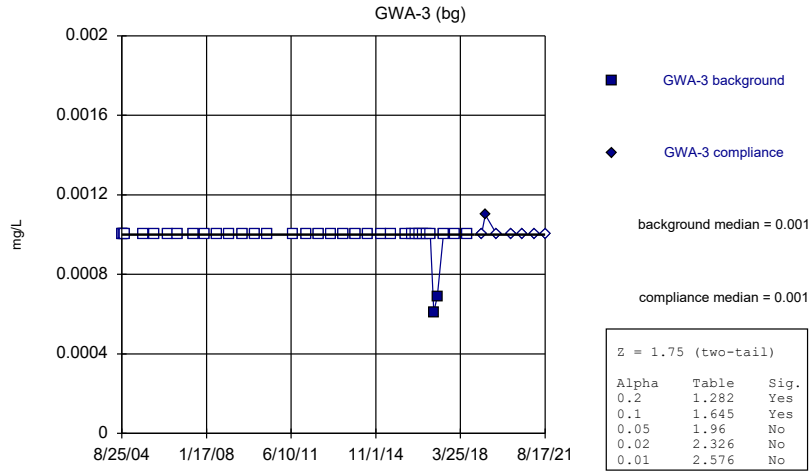
Mann-Whitney (Wilcoxon Rank Sum)

GWA-16 (bg)



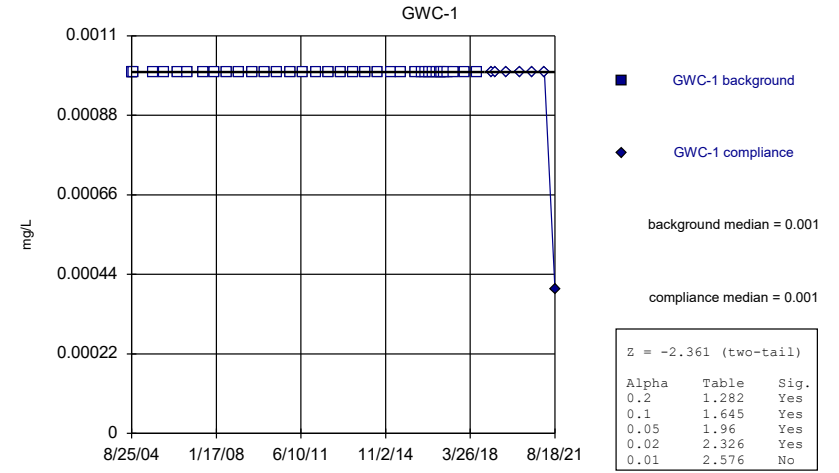
Constituent: Arsenic Analysis Run 8/2/2022 4:32 PM View: Appendix I Mann-Whitney
Plant McIntosh Client: Southern Company Data: McIntosh LF4 CCR

Mann-Whitney (Wilcoxon Rank Sum)



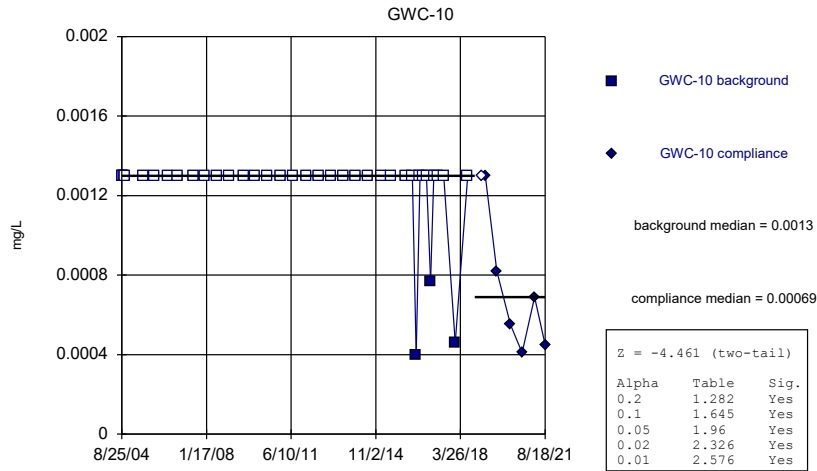
Constituent: Arsenic Analysis Run 8/2/2022 4:32 PM View: Appendix I Mann-Whitney
Plant McIntosh Client: Southern Company Data: McIntosh LF4 CCR

Mann-Whitney (Wilcoxon Rank Sum)



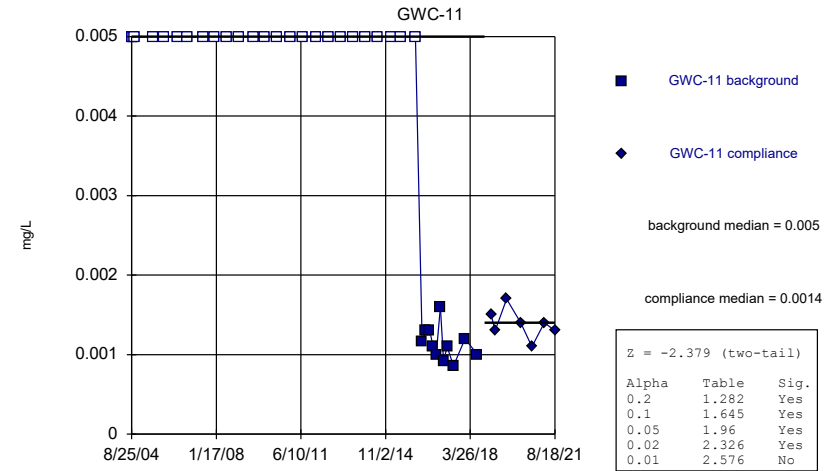
Constituent: Arsenic Analysis Run 8/2/2022 4:32 PM View: Appendix I Mann-Whitney
Plant McIntosh Client: Southern Company Data: McIntosh LF4 CCR

Mann-Whitney (Wilcoxon Rank Sum)



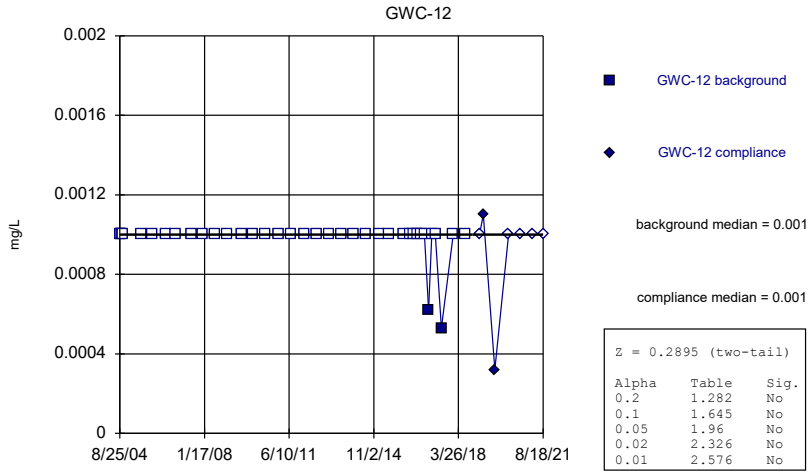
Constituent: Arsenic Analysis Run 8/2/2022 4:32 PM View: Appendix I Mann-Whitney
Plant McIntosh Client: Southern Company Data: McIntosh LF4 CCR

Mann-Whitney (Wilcoxon Rank Sum)



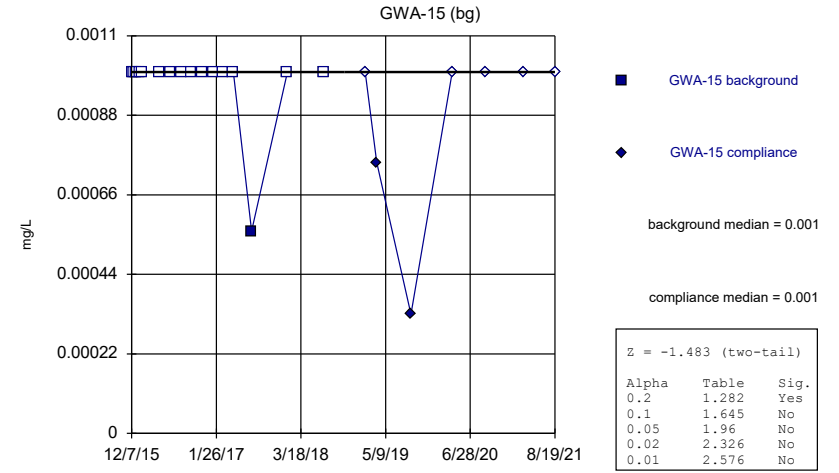
Constituent: Arsenic Analysis Run 8/2/2022 4:32 PM View: Appendix I Mann-Whitney
Plant McIntosh Client: Southern Company Data: McIntosh LF4 CCR

Mann-Whitney (Wilcoxon Rank Sum)



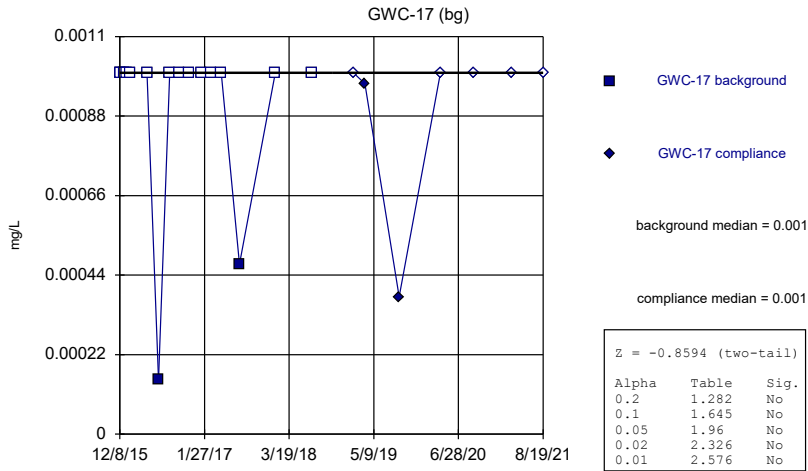
Constituent: Arsenic Analysis Run 8/2/2022 4:32 PM View: Appendix I Mann-Whitney
 Plant McIntosh Client: Southern Company Data: McIntosh LF4 CCR

Mann-Whitney (Wilcoxon Rank Sum)



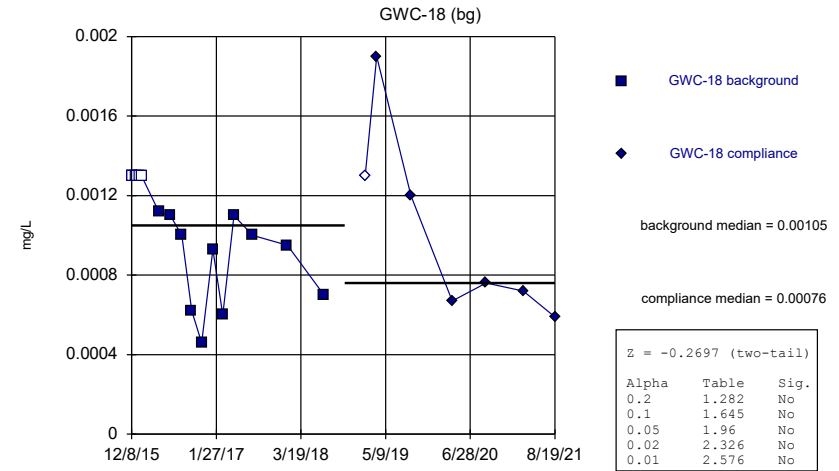
Constituent: Arsenic Analysis Run 8/2/2022 4:32 PM View: Appendix I Mann-Whitney
 Plant McIntosh Client: Southern Company Data: McIntosh LF4 CCR

Mann-Whitney (Wilcoxon Rank Sum)



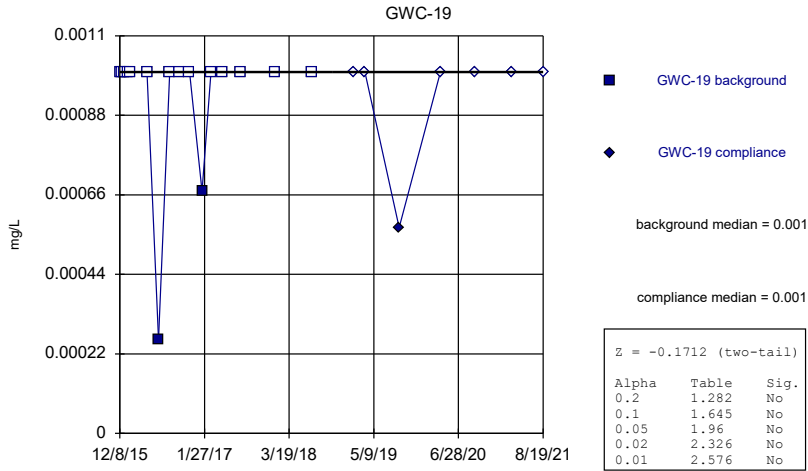
Constituent: Arsenic Analysis Run 8/2/2022 4:32 PM View: Appendix I Mann-Whitney
 Plant McIntosh Client: Southern Company Data: McIntosh LF4 CCR

Mann-Whitney (Wilcoxon Rank Sum)



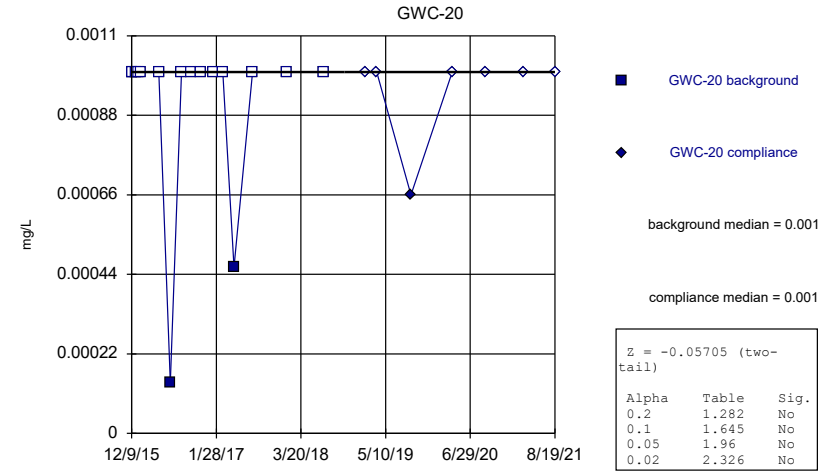
Constituent: Arsenic Analysis Run 8/2/2022 4:32 PM View: Appendix I Mann-Whitney
 Plant McIntosh Client: Southern Company Data: McIntosh LF4 CCR

Mann-Whitney (Wilcoxon Rank Sum)



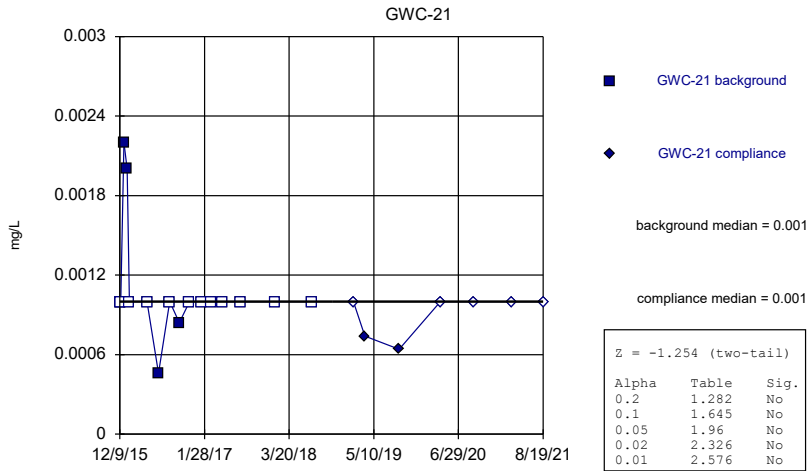
Constituent: Arsenic Analysis Run 8/2/2022 4:32 PM View: Appendix I Mann-Whitney
 Plant McIntosh Client: Southern Company Data: McIntosh LF4 CCR

Mann-Whitney (Wilcoxon Rank Sum)



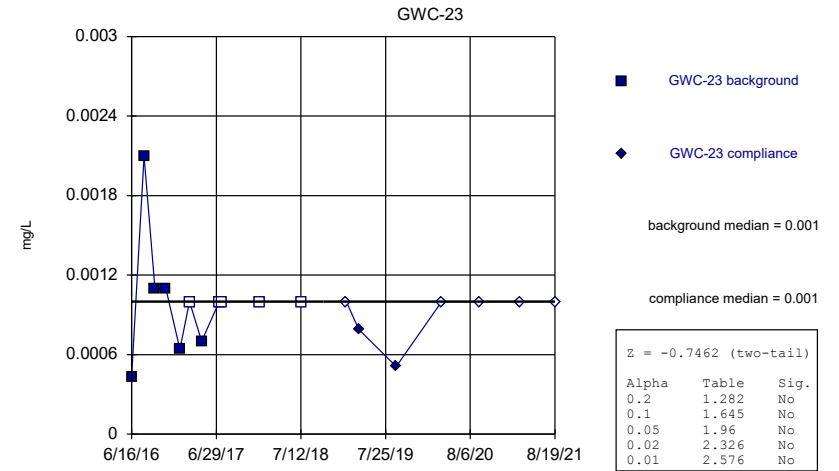
Constituent: Arsenic Analysis Run 8/2/2022 4:32 PM View: Appendix I Mann-Whitney
 Plant McIntosh Client: Southern Company Data: McIntosh LF4 CCR

Mann-Whitney (Wilcoxon Rank Sum)



Constituent: Arsenic Analysis Run 8/2/2022 4:32 PM View: Appendix I Mann-Whitney
 Plant McIntosh Client: Southern Company Data: McIntosh LF4 CCR

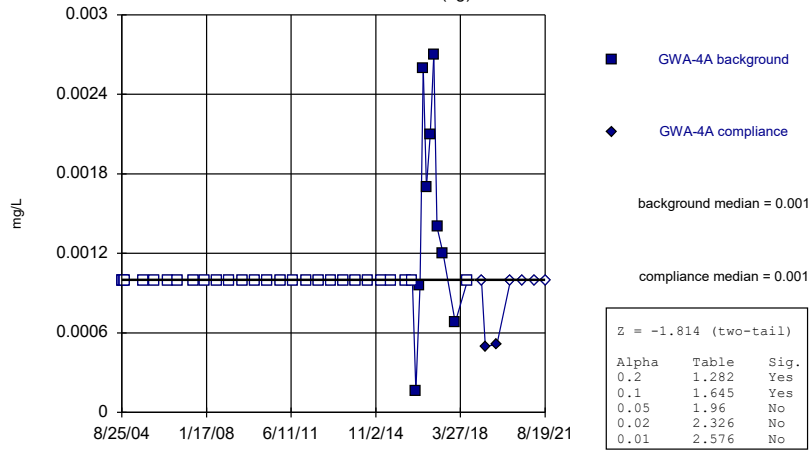
Mann-Whitney (Wilcoxon Rank Sum)



Constituent: Arsenic Analysis Run 8/2/2022 4:32 PM View: Appendix I Mann-Whitney
 Plant McIntosh Client: Southern Company Data: McIntosh LF4 CCR

Mann-Whitney (Wilcoxon Rank Sum)

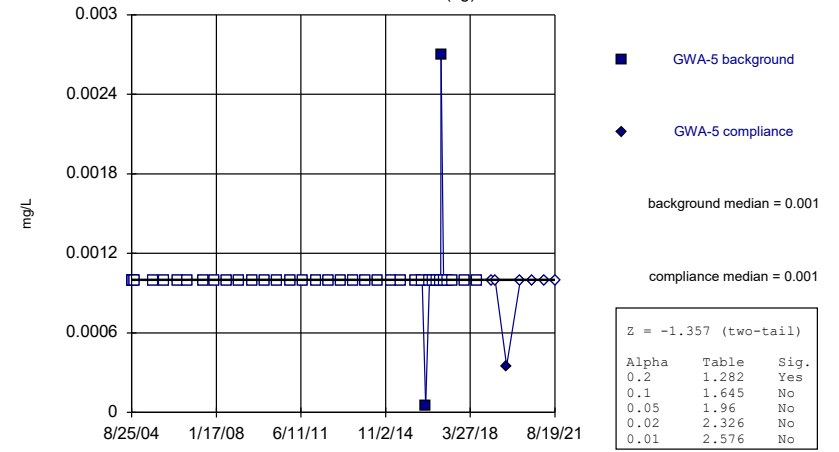
GWA-4A (bg)



Constituent: Arsenic Analysis Run 8/2/2022 4:32 PM View: Appendix I Mann-Whitney
Plant McIntosh Client: Southern Company Data: McIntosh LF4 CCR

Mann-Whitney (Wilcoxon Rank Sum)

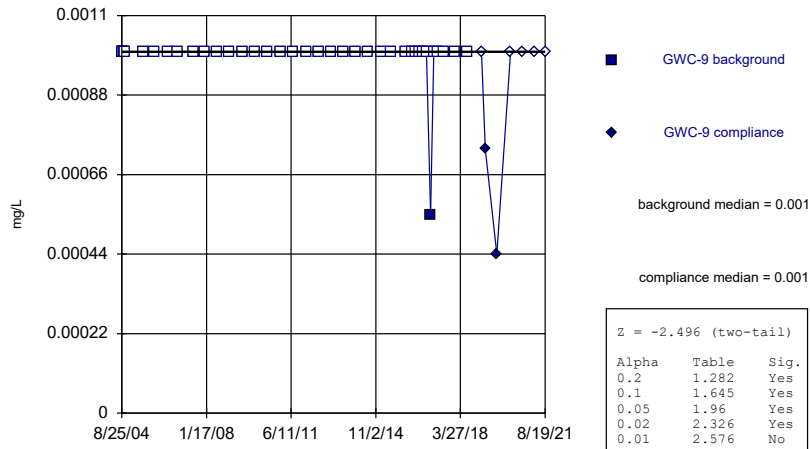
GWA-5 (bg)



Constituent: Arsenic Analysis Run 8/2/2022 4:32 PM View: Appendix I Mann-Whitney
Plant McIntosh Client: Southern Company Data: McIntosh LF4 CCR

Mann-Whitney (Wilcoxon Rank Sum)

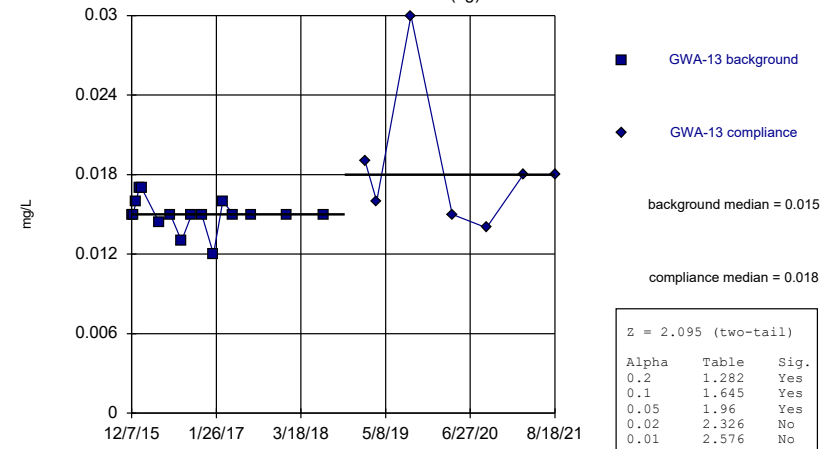
GWC-9



Constituent: Arsenic Analysis Run 8/2/2022 4:32 PM View: Appendix I Mann-Whitney
Plant McIntosh Client: Southern Company Data: McIntosh LF4 CCR

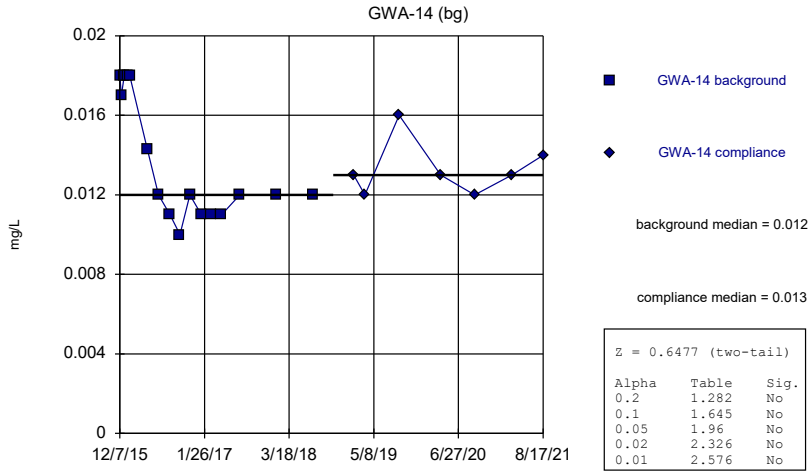
Mann-Whitney (Wilcoxon Rank Sum)

GWA-13 (bg)



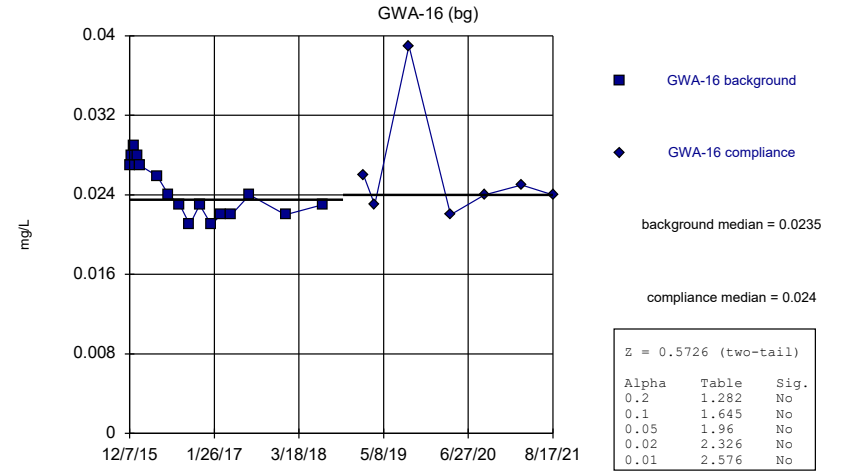
Constituent: Barium Analysis Run 8/2/2022 4:32 PM View: Appendix I Mann-Whitney
Plant McIntosh Client: Southern Company Data: McIntosh LF4 CCR

Mann-Whitney (Wilcoxon Rank Sum)



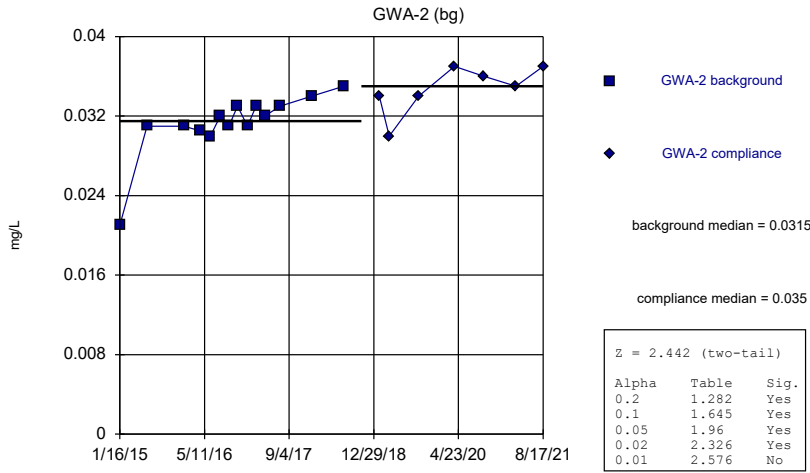
Constituent: Barium Analysis Run 8/2/2022 4:32 PM View: Appendix I Mann-Whitney
Plant McIntosh Client: Southern Company Data: McIntosh LF4 CCR

Mann-Whitney (Wilcoxon Rank Sum)



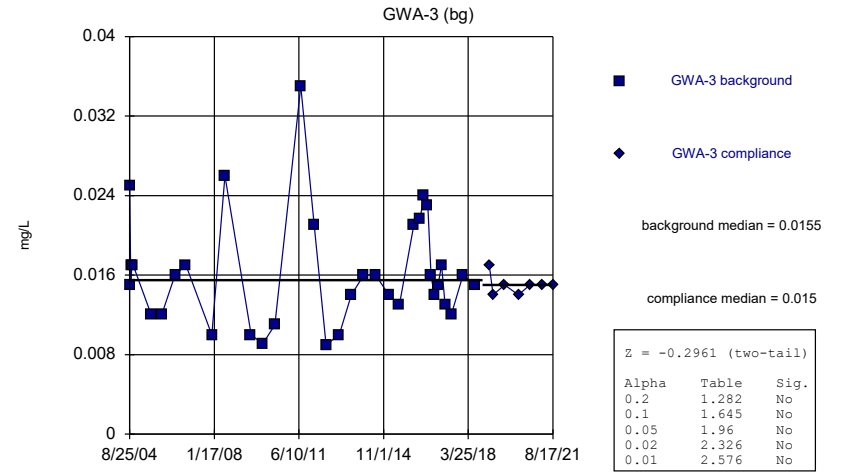
Constituent: Barium Analysis Run 8/2/2022 4:32 PM View: Appendix I Mann-Whitney
Plant McIntosh Client: Southern Company Data: McIntosh LF4 CCR

Mann-Whitney (Wilcoxon Rank Sum)



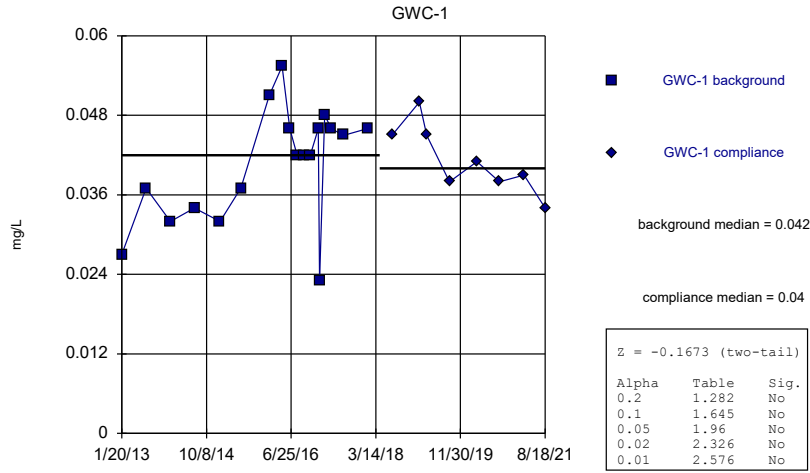
Constituent: Barium Analysis Run 8/2/2022 4:32 PM View: Appendix I Mann-Whitney
Plant McIntosh Client: Southern Company Data: McIntosh LF4 CCR

Mann-Whitney (Wilcoxon Rank Sum)



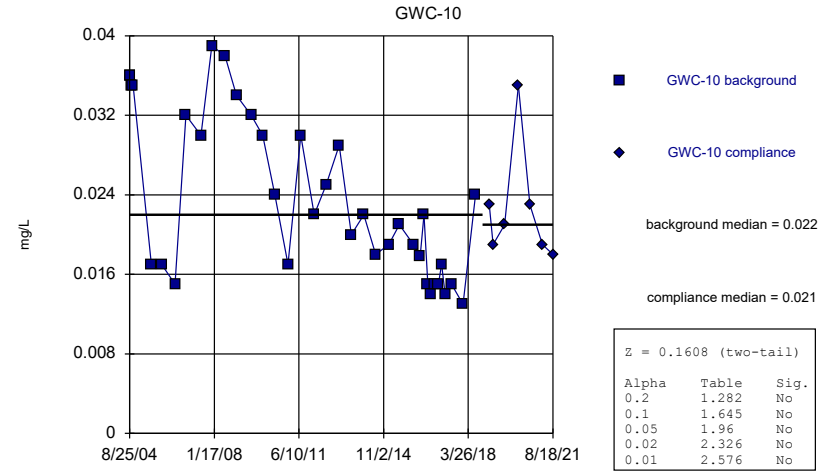
Constituent: Barium Analysis Run 8/2/2022 4:32 PM View: Appendix I Mann-Whitney
Plant McIntosh Client: Southern Company Data: McIntosh LF4 CCR

Mann-Whitney (Wilcoxon Rank Sum)



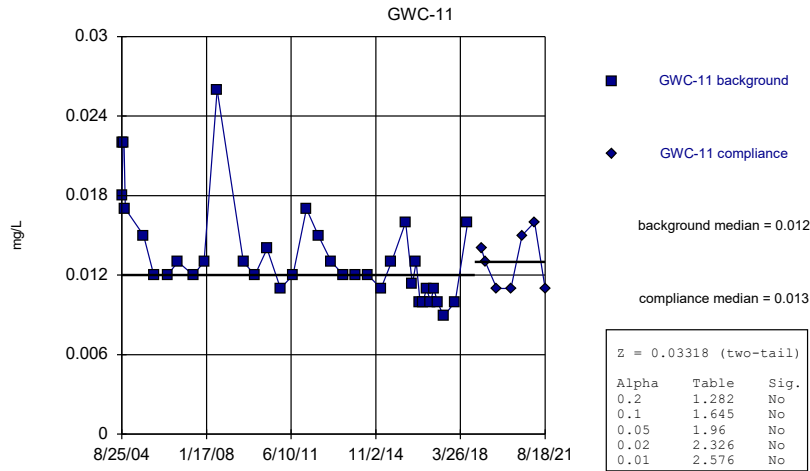
Constituent: Barium Analysis Run 8/2/2022 4:32 PM View: Appendix I Mann-Whitney
 Plant McIntosh Client: Southern Company Data: McIntosh LF4 CCR

Mann-Whitney (Wilcoxon Rank Sum)



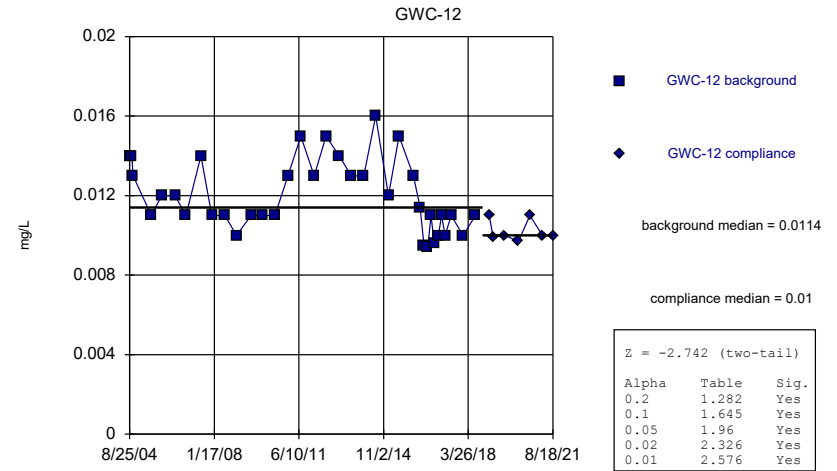
Constituent: Barium Analysis Run 8/2/2022 4:32 PM View: Appendix I Mann-Whitney
 Plant McIntosh Client: Southern Company Data: McIntosh LF4 CCR

Mann-Whitney (Wilcoxon Rank Sum)



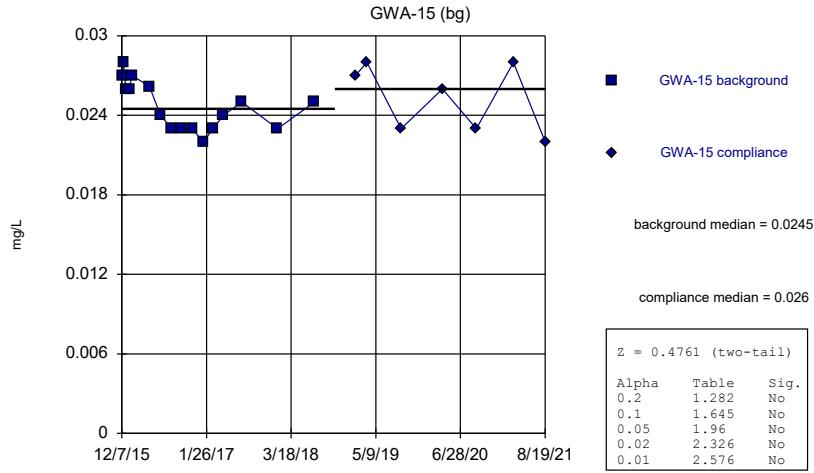
Constituent: Barium Analysis Run 8/2/2022 4:32 PM View: Appendix I Mann-Whitney
 Plant McIntosh Client: Southern Company Data: McIntosh LF4 CCR

Mann-Whitney (Wilcoxon Rank Sum)



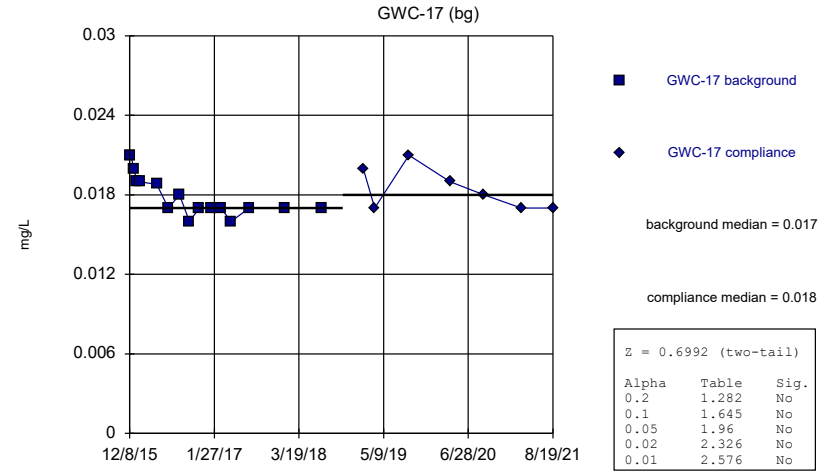
Constituent: Barium Analysis Run 8/2/2022 4:32 PM View: Appendix I Mann-Whitney
 Plant McIntosh Client: Southern Company Data: McIntosh LF4 CCR

Mann-Whitney (Wilcoxon Rank Sum)



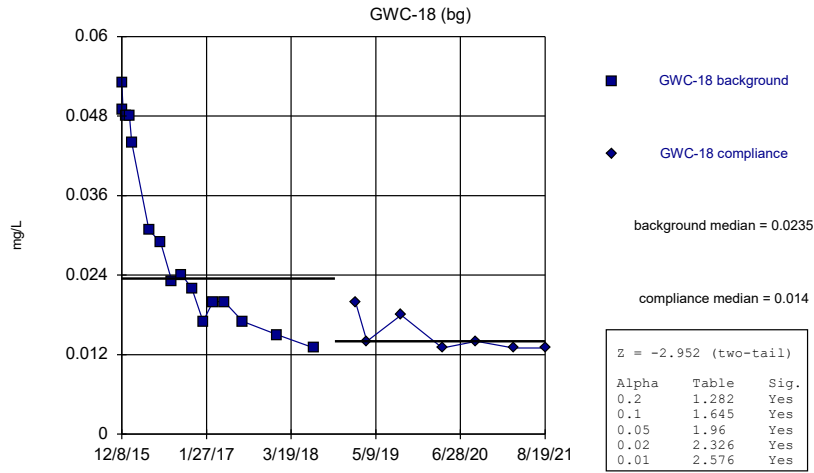
Constituent: Barium Analysis Run 8/2/2022 4:32 PM View: Appendix I Mann-Whitney
 Plant McIntosh Client: Southern Company Data: McIntosh LF4 CCR

Mann-Whitney (Wilcoxon Rank Sum)



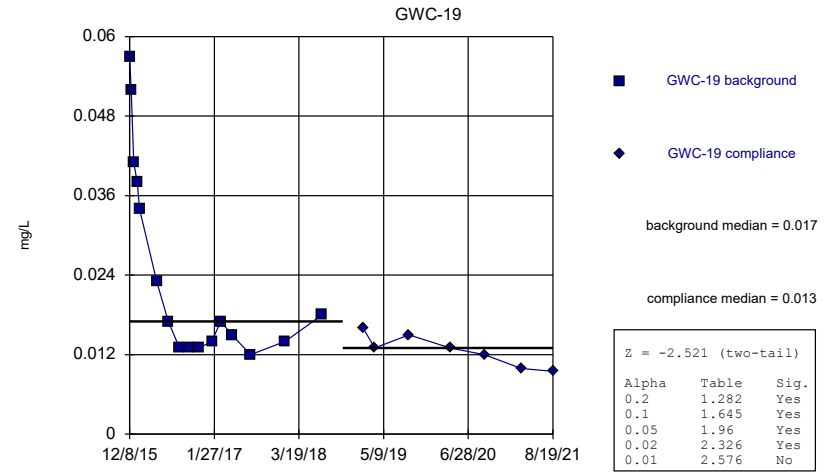
Constituent: Barium Analysis Run 8/2/2022 4:32 PM View: Appendix I Mann-Whitney
 Plant McIntosh Client: Southern Company Data: McIntosh LF4 CCR

Mann-Whitney (Wilcoxon Rank Sum)



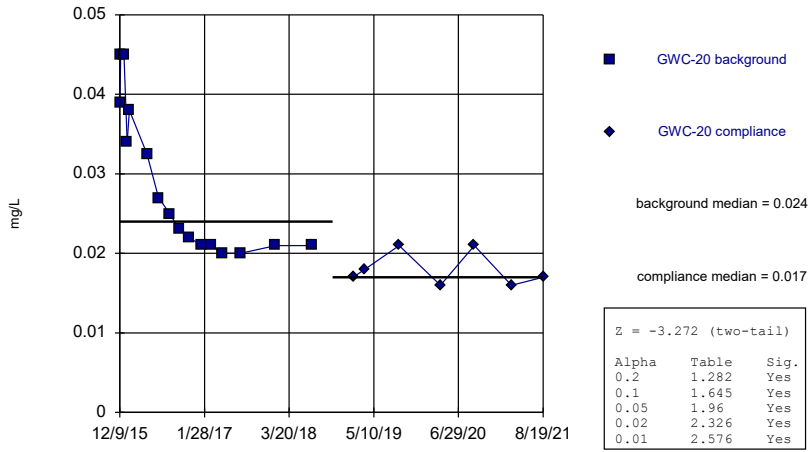
Constituent: Barium Analysis Run 8/2/2022 4:32 PM View: Appendix I Mann-Whitney
 Plant McIntosh Client: Southern Company Data: McIntosh LF4 CCR

Mann-Whitney (Wilcoxon Rank Sum)



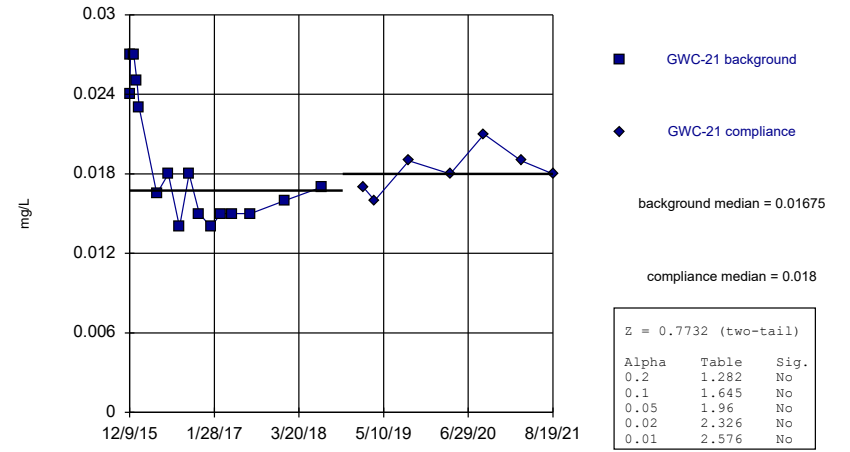
Constituent: Barium Analysis Run 8/2/2022 4:32 PM View: Appendix I Mann-Whitney
 Plant McIntosh Client: Southern Company Data: McIntosh LF4 CCR

Mann-Whitney (Wilcoxon Rank Sum)
GWC-20



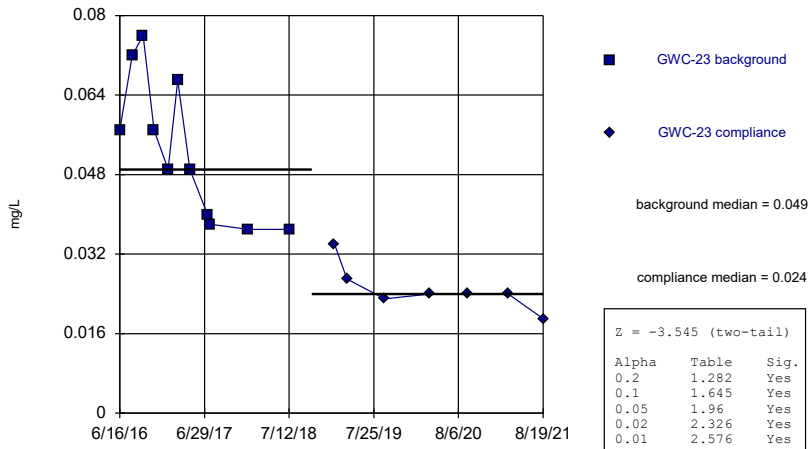
Constituent: Barium Analysis Run 8/2/2022 4:32 PM View: Appendix I Mann-Whitney
Plant McIntosh Client: Southern Company Data: McIntosh LF4 CCR

Mann-Whitney (Wilcoxon Rank Sum)
GWC-21



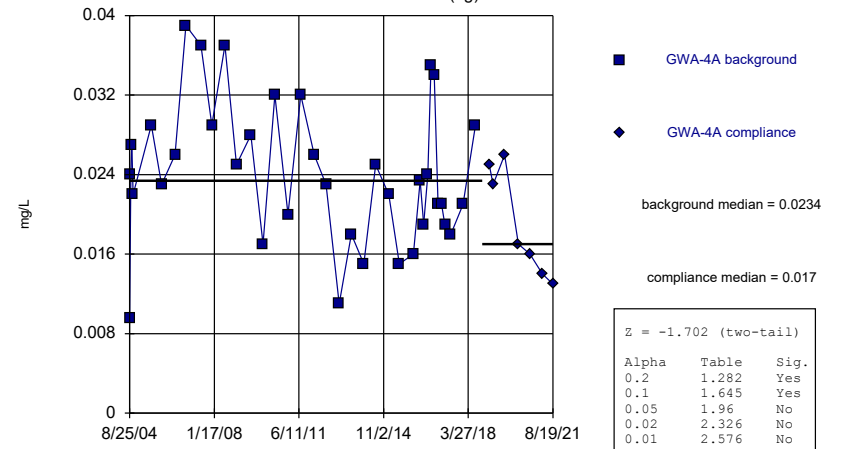
Constituent: Barium Analysis Run 8/2/2022 4:32 PM View: Appendix I Mann-Whitney
Plant McIntosh Client: Southern Company Data: McIntosh LF4 CCR

Mann-Whitney (Wilcoxon Rank Sum)
GWC-23



Constituent: Barium Analysis Run 8/2/2022 4:32 PM View: Appendix I Mann-Whitney
Plant McIntosh Client: Southern Company Data: McIntosh LF4 CCR

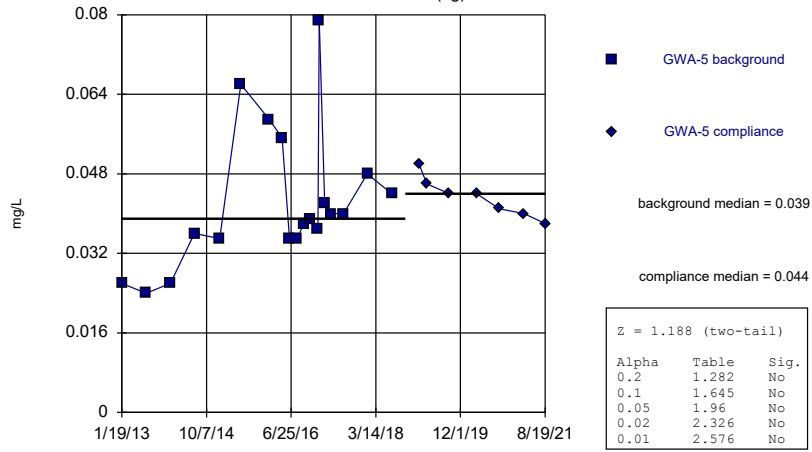
Mann-Whitney (Wilcoxon Rank Sum)
GWA-4A (bg)



Constituent: Barium Analysis Run 8/2/2022 4:32 PM View: Appendix I Mann-Whitney
Plant McIntosh Client: Southern Company Data: McIntosh LF4 CCR

Mann-Whitney (Wilcoxon Rank Sum)

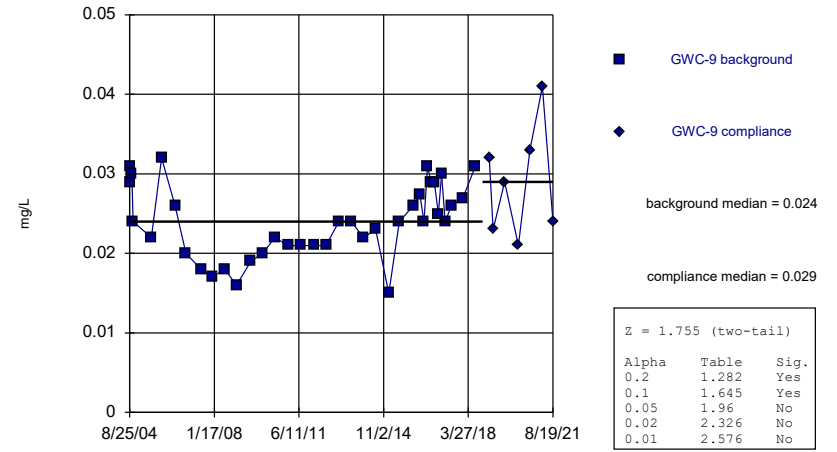
GWA-5 (bg)



Constituent: Barium Analysis Run 8/2/2022 4:32 PM View: Appendix I Mann-Whitney
Plant McIntosh Client: Southern Company Data: McIntosh LF4 CCR

Mann-Whitney (Wilcoxon Rank Sum)

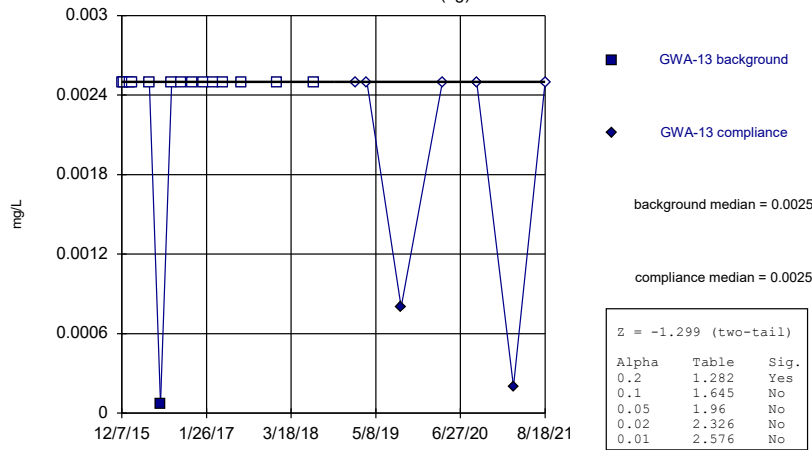
GWC-9



Constituent: Barium Analysis Run 8/2/2022 4:32 PM View: Appendix I Mann-Whitney
Plant McIntosh Client: Southern Company Data: McIntosh LF4 CCR

Mann-Whitney (Wilcoxon Rank Sum)

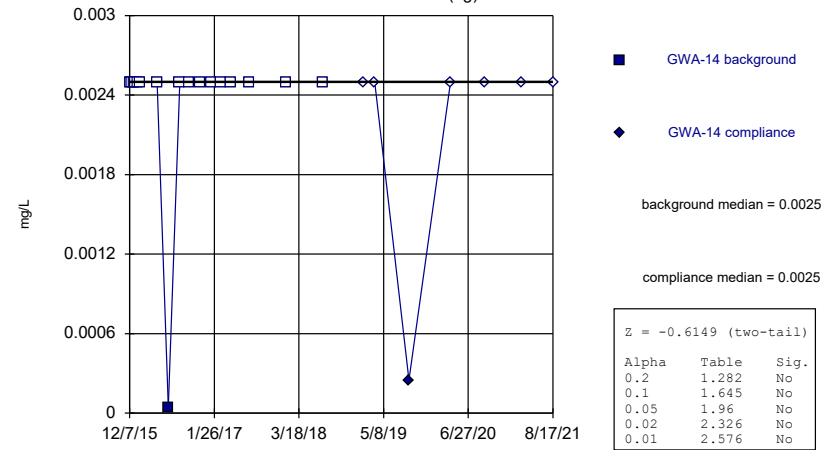
GWA-13 (bg)



Constituent: Beryllium Analysis Run 8/2/2022 4:32 PM View: Appendix I Mann-Whitney
Plant McIntosh Client: Southern Company Data: McIntosh LF4 CCR

Mann-Whitney (Wilcoxon Rank Sum)

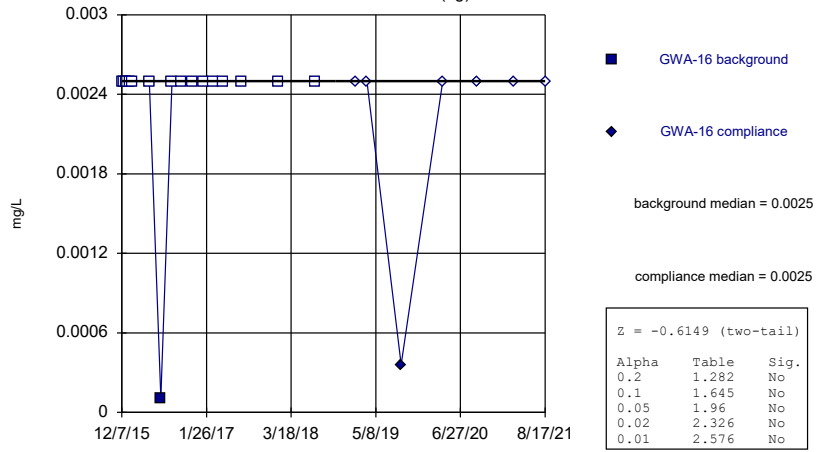
GWA-14 (bg)



Constituent: Beryllium Analysis Run 8/2/2022 4:32 PM View: Appendix I Mann-Whitney
Plant McIntosh Client: Southern Company Data: McIntosh LF4 CCR

Mann-Whitney (Wilcoxon Rank Sum)

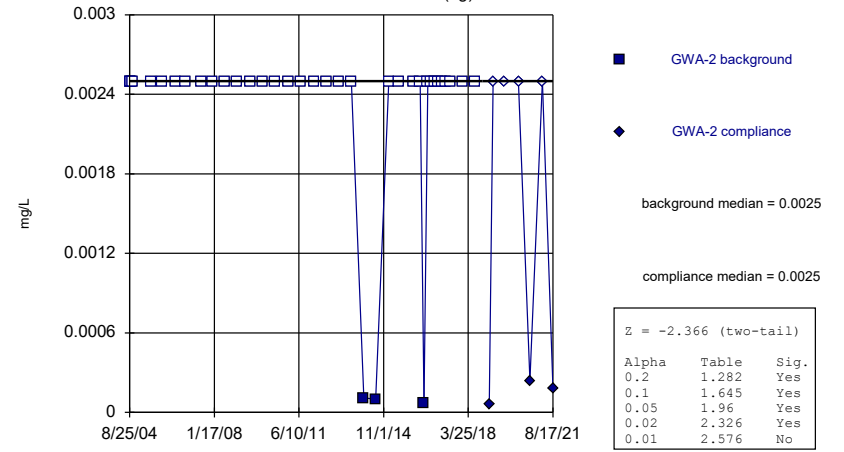
GWA-16 (bg)



Constituent: Beryllium Analysis Run 8/2/2022 4:32 PM View: Appendix I Mann-Whitney
 Plant McIntosh Client: Southern Company Data: McIntosh LF4 CCR

Mann-Whitney (Wilcoxon Rank Sum)

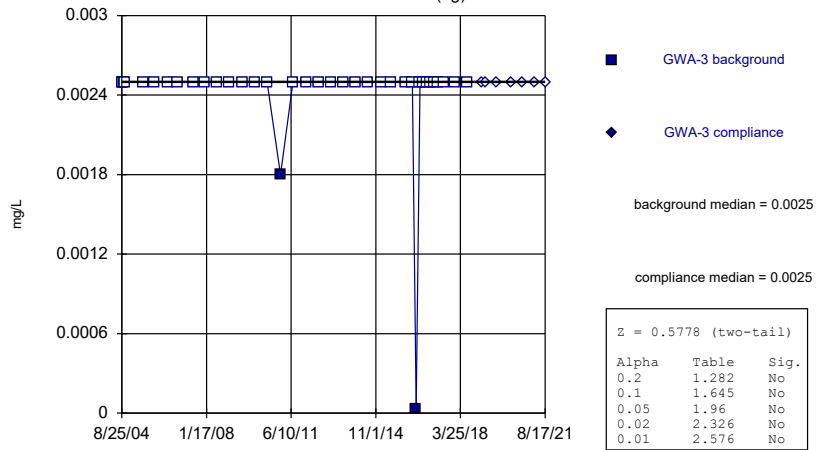
GWA-2 (bg)



Constituent: Beryllium Analysis Run 8/2/2022 4:32 PM View: Appendix I Mann-Whitney
 Plant McIntosh Client: Southern Company Data: McIntosh LF4 CCR

Mann-Whitney (Wilcoxon Rank Sum)

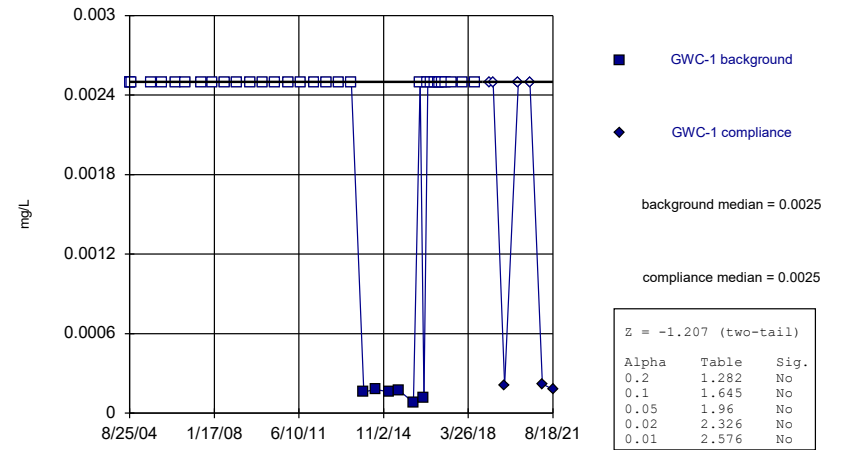
GWA-3 (bg)



Constituent: Beryllium Analysis Run 8/2/2022 4:32 PM View: Appendix I Mann-Whitney
 Plant McIntosh Client: Southern Company Data: McIntosh LF4 CCR

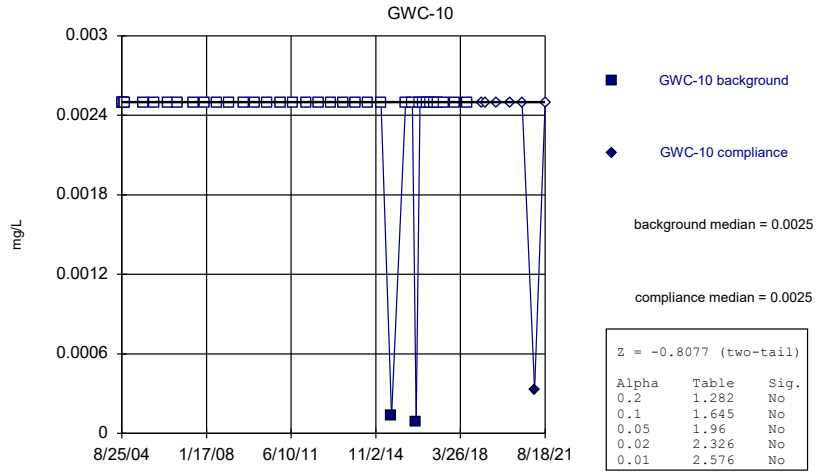
Mann-Whitney (Wilcoxon Rank Sum)

GWC-1



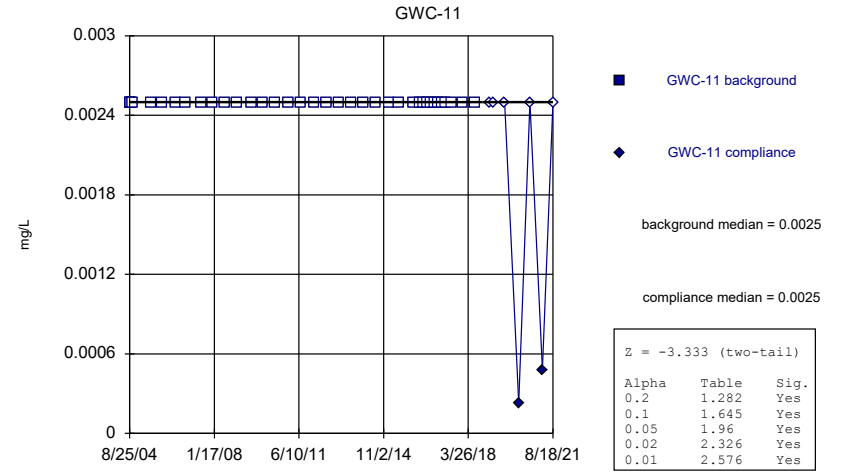
Constituent: Beryllium Analysis Run 8/2/2022 4:32 PM View: Appendix I Mann-Whitney
 Plant McIntosh Client: Southern Company Data: McIntosh LF4 CCR

Mann-Whitney (Wilcoxon Rank Sum)



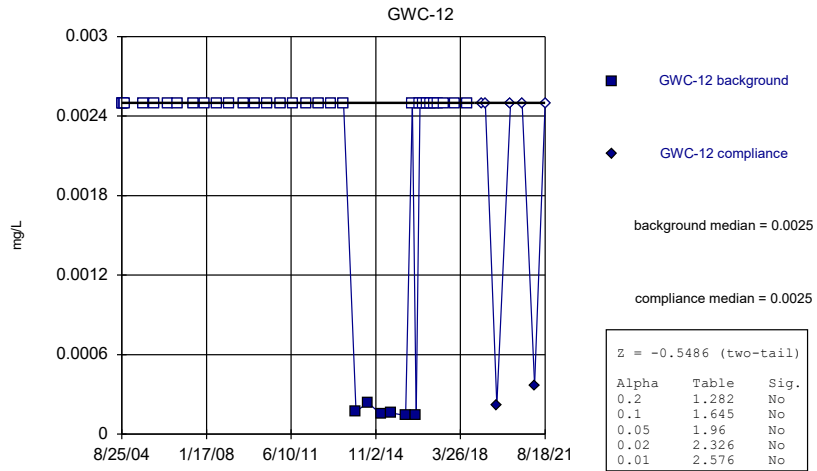
Constituent: Beryllium Analysis Run 8/2/2022 4:32 PM View: Appendix I Mann-Whitney
Plant McIntosh Client: Southern Company Data: McIntosh LF4 CCR

Mann-Whitney (Wilcoxon Rank Sum)



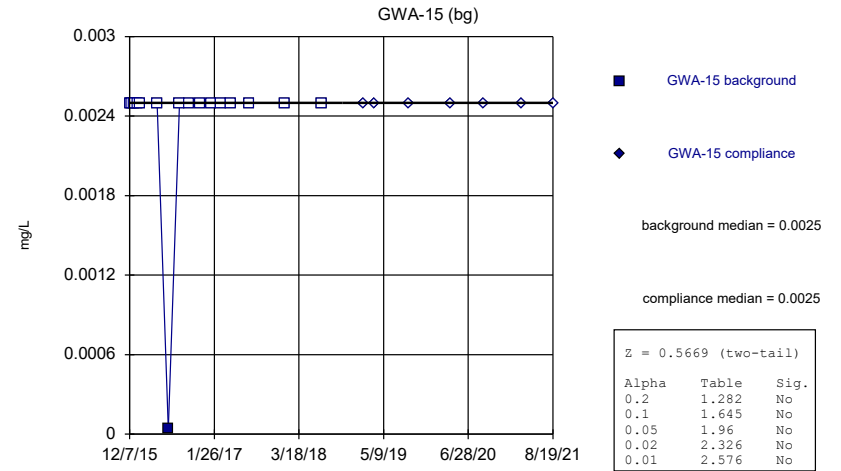
Constituent: Beryllium Analysis Run 8/2/2022 4:32 PM View: Appendix I Mann-Whitney
Plant McIntosh Client: Southern Company Data: McIntosh LF4 CCR

Mann-Whitney (Wilcoxon Rank Sum)



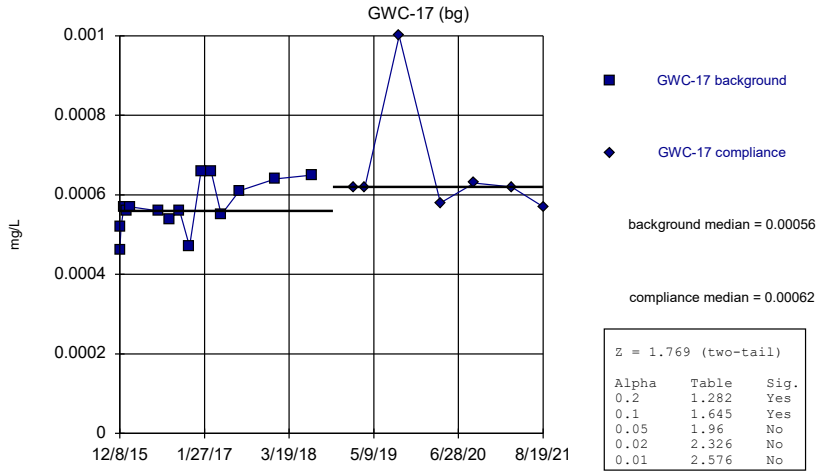
Constituent: Beryllium Analysis Run 8/2/2022 4:32 PM View: Appendix I Mann-Whitney
Plant McIntosh Client: Southern Company Data: McIntosh LF4 CCR

Mann-Whitney (Wilcoxon Rank Sum)



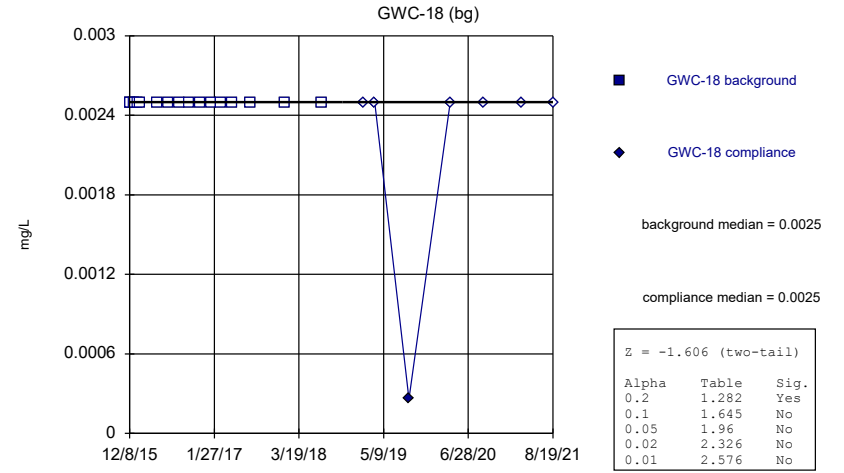
Constituent: Beryllium Analysis Run 8/2/2022 4:32 PM View: Appendix I Mann-Whitney
Plant McIntosh Client: Southern Company Data: McIntosh LF4 CCR

Mann-Whitney (Wilcoxon Rank Sum)



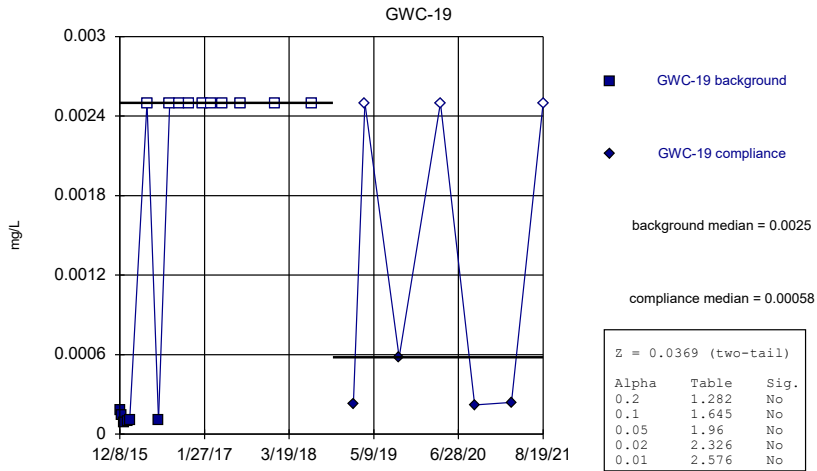
Constituent: Beryllium Analysis Run 8/2/2022 4:32 PM View: Appendix I Mann-Whitney
Plant McIntosh Client: Southern Company Data: McIntosh LF4 CCR

Mann-Whitney (Wilcoxon Rank Sum)



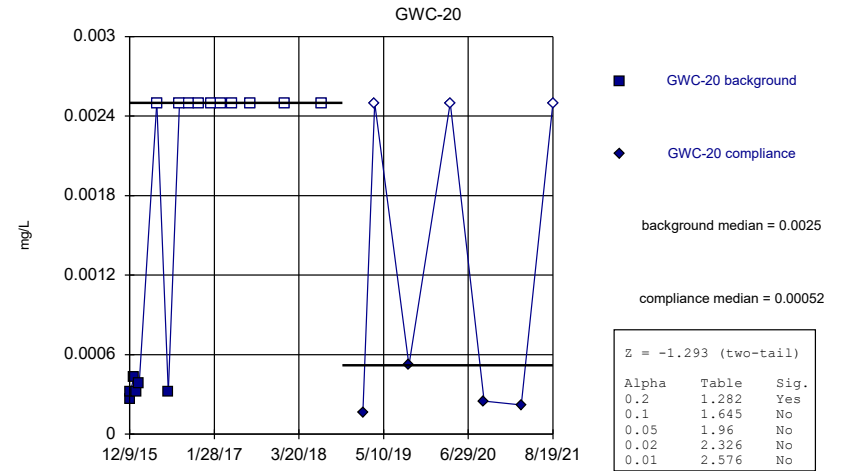
Constituent: Beryllium Analysis Run 8/2/2022 4:32 PM View: Appendix I Mann-Whitney
Plant McIntosh Client: Southern Company Data: McIntosh LF4 CCR

Mann-Whitney (Wilcoxon Rank Sum)



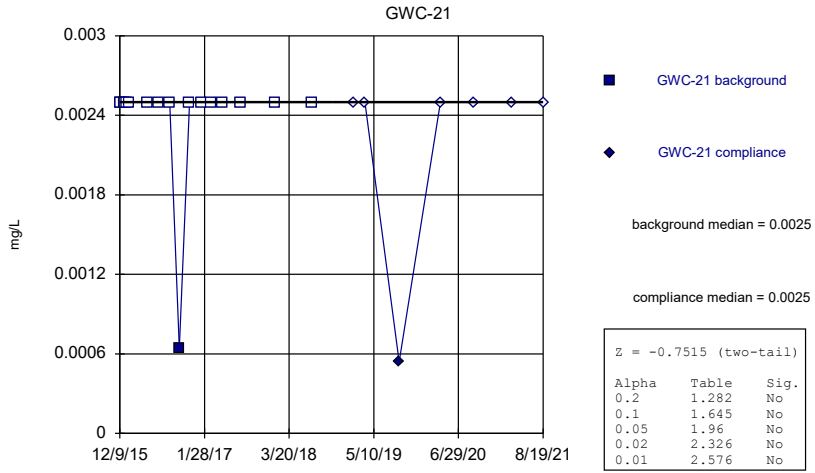
Constituent: Beryllium Analysis Run 8/2/2022 4:32 PM View: Appendix I Mann-Whitney
Plant McIntosh Client: Southern Company Data: McIntosh LF4 CCR

Mann-Whitney (Wilcoxon Rank Sum)



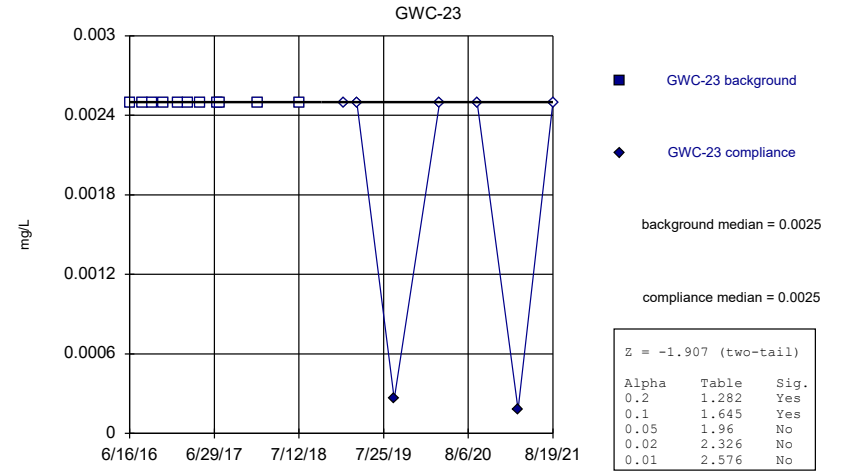
Constituent: Beryllium Analysis Run 8/2/2022 4:32 PM View: Appendix I Mann-Whitney
Plant McIntosh Client: Southern Company Data: McIntosh LF4 CCR

Mann-Whitney (Wilcoxon Rank Sum)



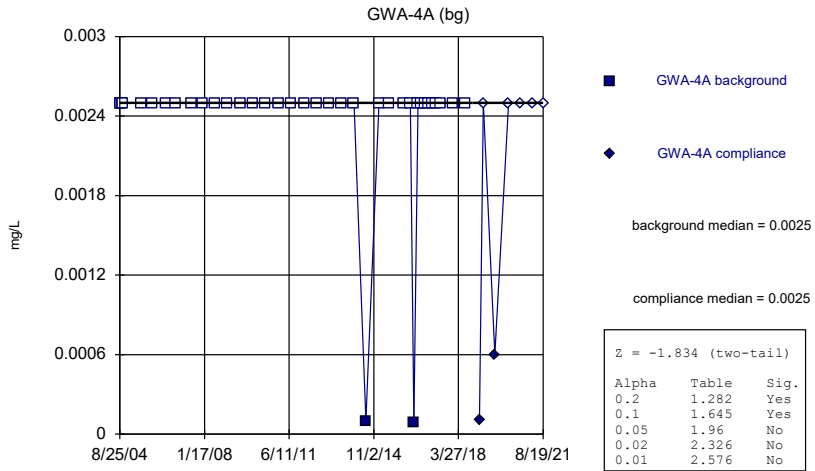
Constituent: Beryllium Analysis Run 8/2/2022 4:32 PM View: Appendix I Mann-Whitney
Plant McIntosh Client: Southern Company Data: McIntosh LF4 CCR

Mann-Whitney (Wilcoxon Rank Sum)



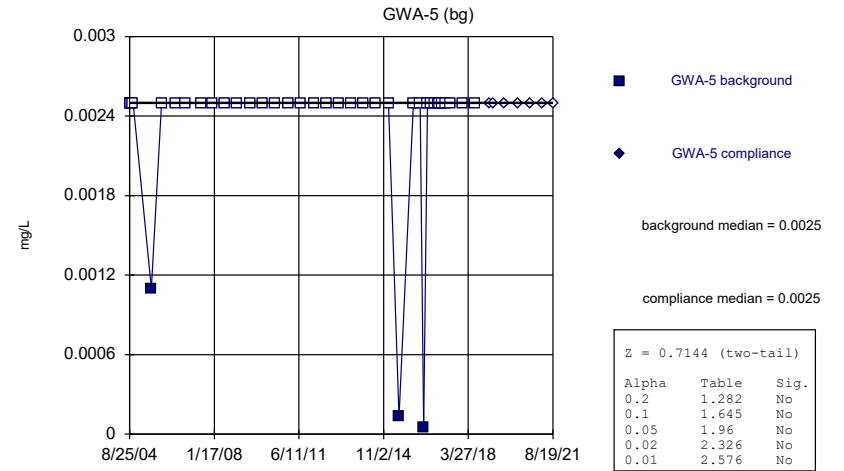
Constituent: Beryllium Analysis Run 8/2/2022 4:32 PM View: Appendix I Mann-Whitney
Plant McIntosh Client: Southern Company Data: McIntosh LF4 CCR

Mann-Whitney (Wilcoxon Rank Sum)



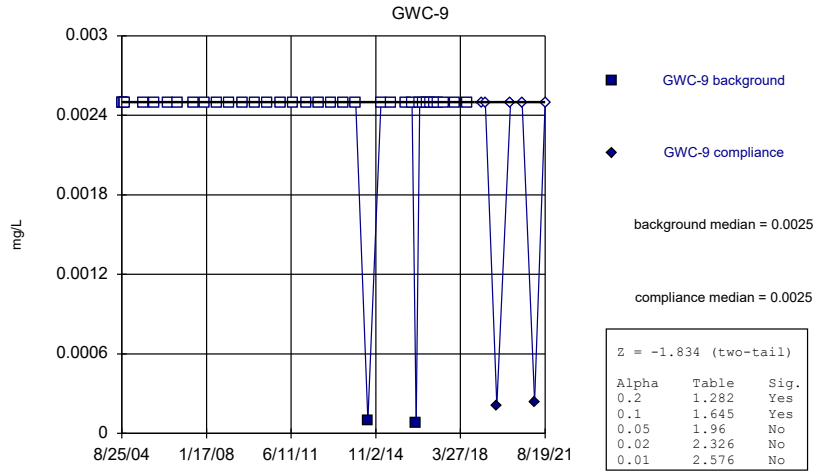
Constituent: Beryllium Analysis Run 8/2/2022 4:32 PM View: Appendix I Mann-Whitney
Plant McIntosh Client: Southern Company Data: McIntosh LF4 CCR

Mann-Whitney (Wilcoxon Rank Sum)



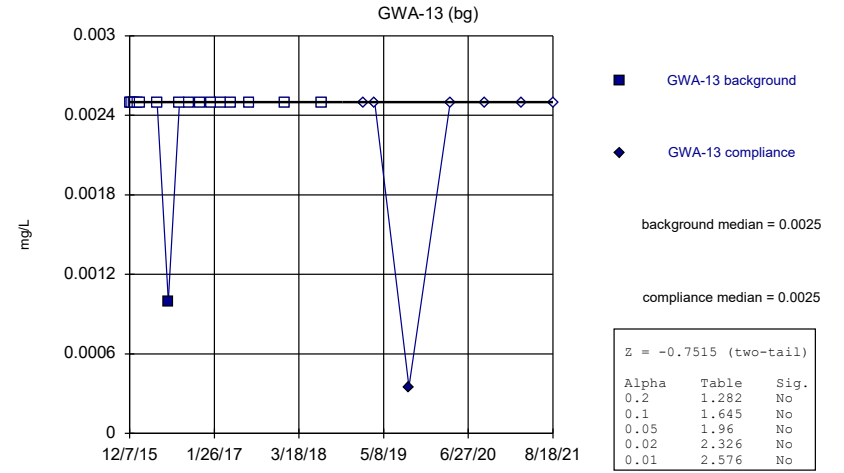
Constituent: Beryllium Analysis Run 8/2/2022 4:32 PM View: Appendix I Mann-Whitney
Plant McIntosh Client: Southern Company Data: McIntosh LF4 CCR

Mann-Whitney (Wilcoxon Rank Sum)



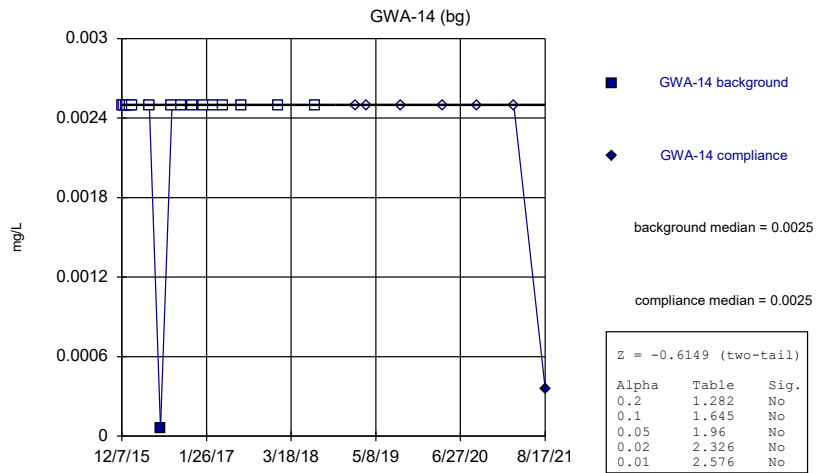
Constituent: Beryllium Analysis Run 8/2/2022 4:32 PM View: Appendix I Mann-Whitney
Plant McIntosh Client: Southern Company Data: McIntosh LF4 CCR

Mann-Whitney (Wilcoxon Rank Sum)



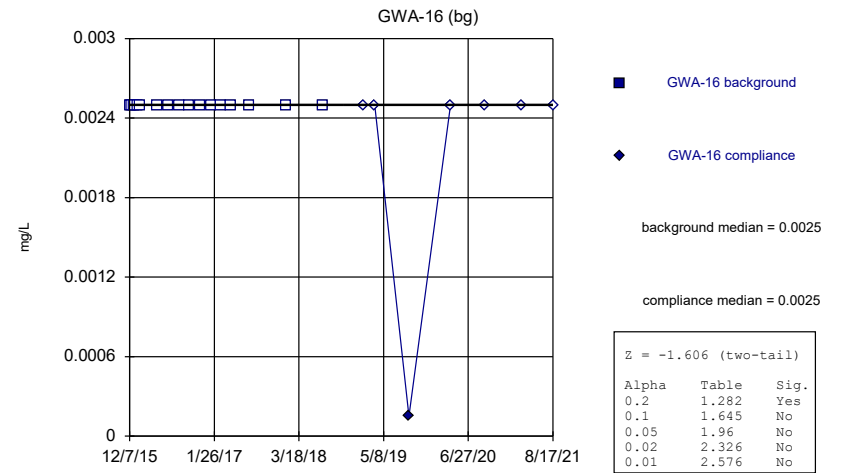
Constituent: Cadmium Analysis Run 8/2/2022 4:32 PM View: Appendix I Mann-Whitney
Plant McIntosh Client: Southern Company Data: McIntosh LF4 CCR

Mann-Whitney (Wilcoxon Rank Sum)



Constituent: Cadmium Analysis Run 8/2/2022 4:32 PM View: Appendix I Mann-Whitney
Plant McIntosh Client: Southern Company Data: McIntosh LF4 CCR

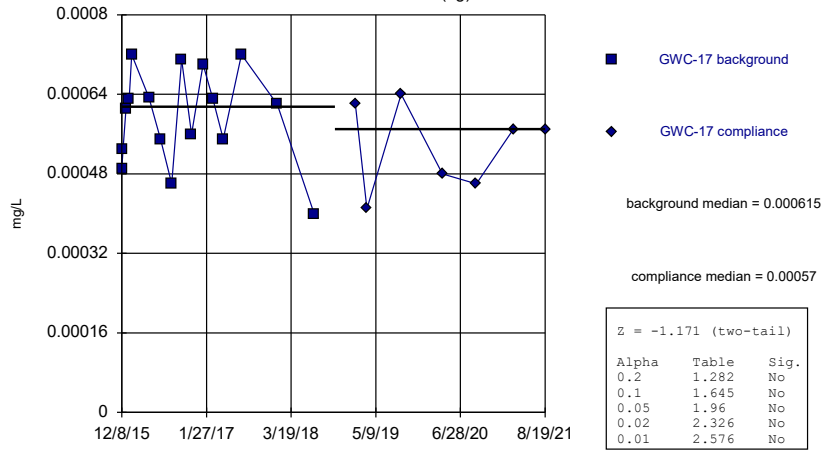
Mann-Whitney (Wilcoxon Rank Sum)



Constituent: Cadmium Analysis Run 8/2/2022 4:32 PM View: Appendix I Mann-Whitney
Plant McIntosh Client: Southern Company Data: McIntosh LF4 CCR

Mann-Whitney (Wilcoxon Rank Sum)

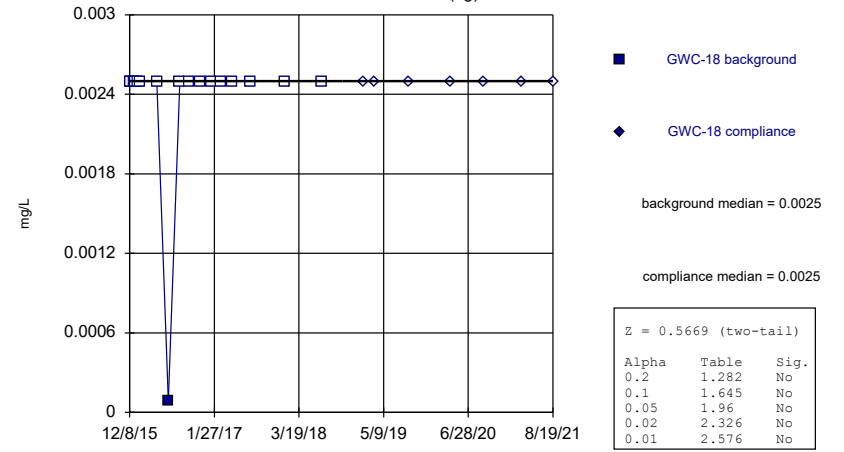
GWC-17 (bg)



Constituent: Cadmium Analysis Run 8/2/2022 4:33 PM View: Appendix I Mann-Whitney
 Plant McIntosh Client: Southern Company Data: McIntosh LF4 CCR

Mann-Whitney (Wilcoxon Rank Sum)

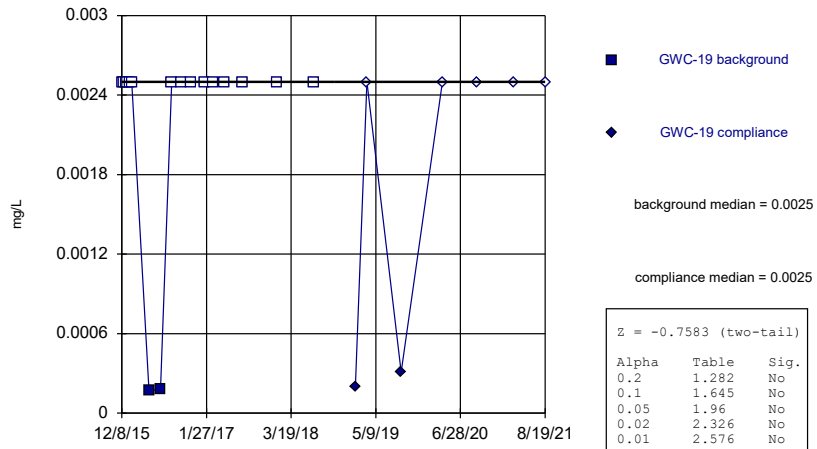
GWC-18 (bg)



Constituent: Cadmium Analysis Run 8/2/2022 4:33 PM View: Appendix I Mann-Whitney
 Plant McIntosh Client: Southern Company Data: McIntosh LF4 CCR

Mann-Whitney (Wilcoxon Rank Sum)

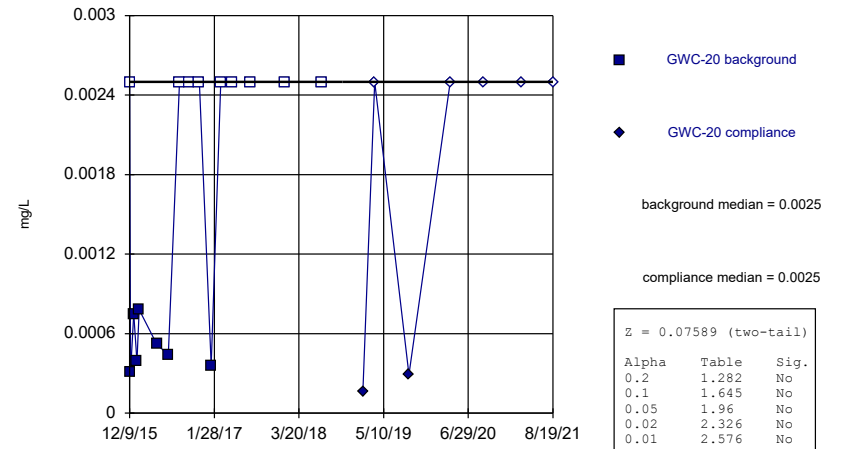
GWC-19



Constituent: Cadmium Analysis Run 8/2/2022 4:33 PM View: Appendix I Mann-Whitney
 Plant McIntosh Client: Southern Company Data: McIntosh LF4 CCR

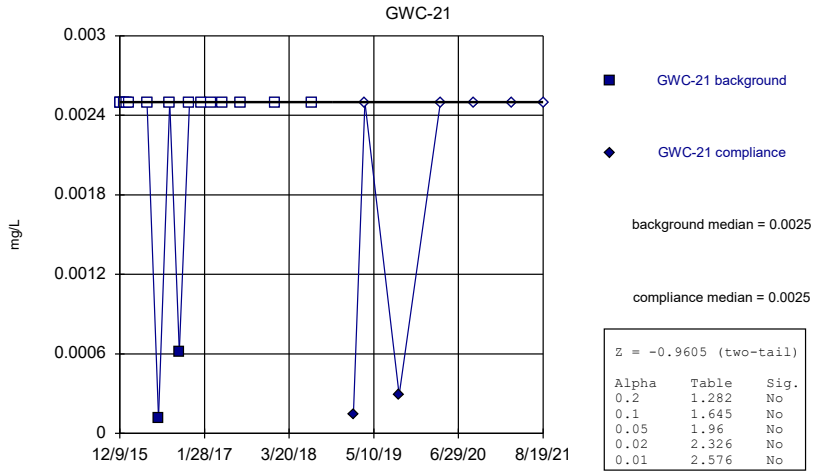
Mann-Whitney (Wilcoxon Rank Sum)

GWC-20



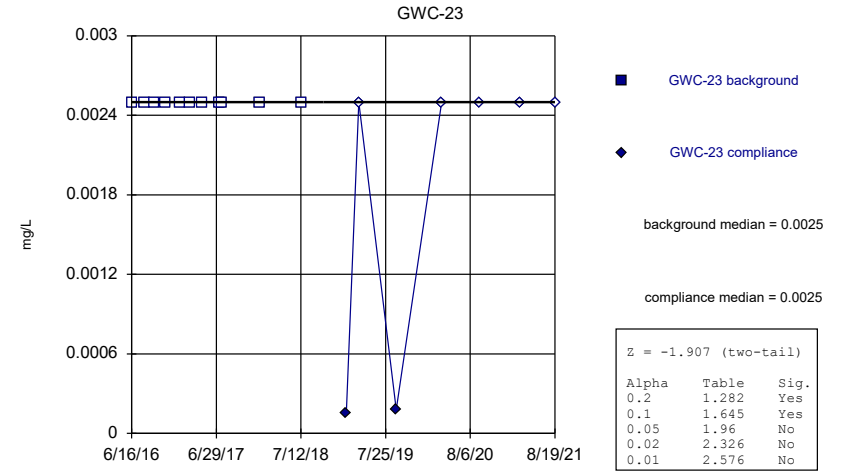
Constituent: Cadmium Analysis Run 8/2/2022 4:33 PM View: Appendix I Mann-Whitney
 Plant McIntosh Client: Southern Company Data: McIntosh LF4 CCR

Mann-Whitney (Wilcoxon Rank Sum)



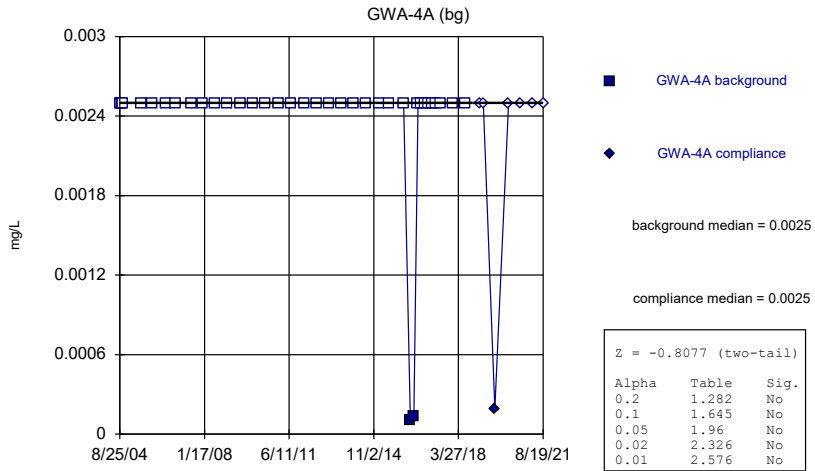
Constituent: Cadmium Analysis Run 8/2/2022 4:33 PM View: Appendix I Mann-Whitney
Plant McIntosh Client: Southern Company Data: McIntosh LF4 CCR

Mann-Whitney (Wilcoxon Rank Sum)



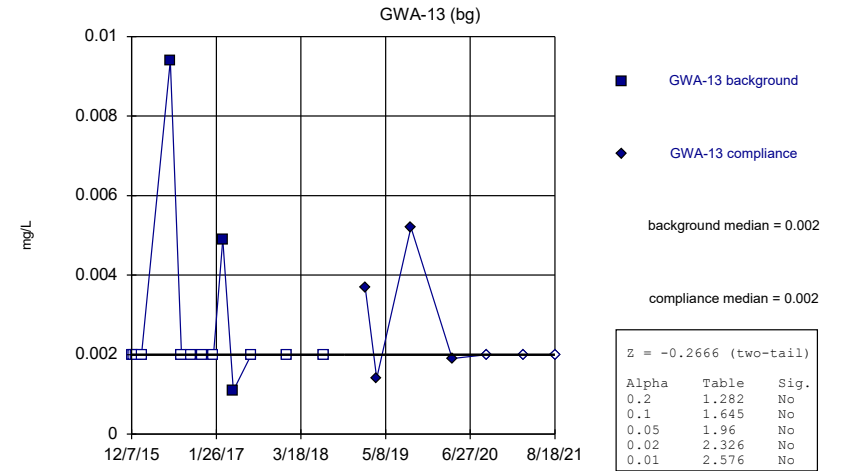
Constituent: Cadmium Analysis Run 8/2/2022 4:33 PM View: Appendix I Mann-Whitney
Plant McIntosh Client: Southern Company Data: McIntosh LF4 CCR

Mann-Whitney (Wilcoxon Rank Sum)



Constituent: Cadmium Analysis Run 8/2/2022 4:33 PM View: Appendix I Mann-Whitney
Plant McIntosh Client: Southern Company Data: McIntosh LF4 CCR

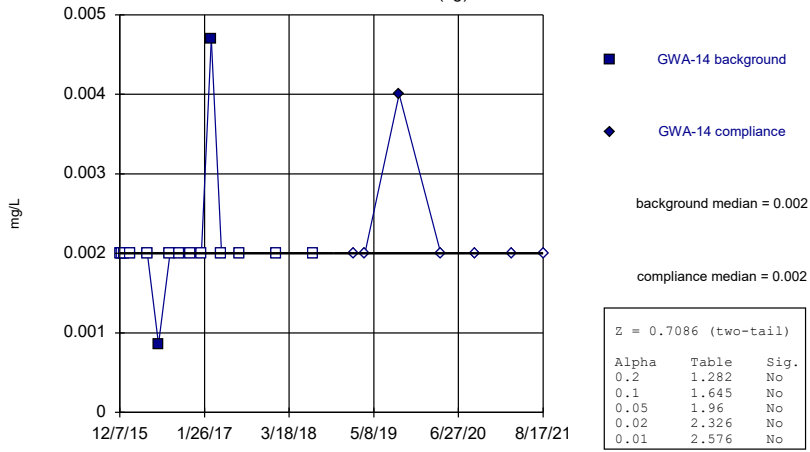
Mann-Whitney (Wilcoxon Rank Sum)



Constituent: Chromium Analysis Run 8/2/2022 4:33 PM View: Appendix I Mann-Whitney
Plant McIntosh Client: Southern Company Data: McIntosh LF4 CCR

Mann-Whitney (Wilcoxon Rank Sum)

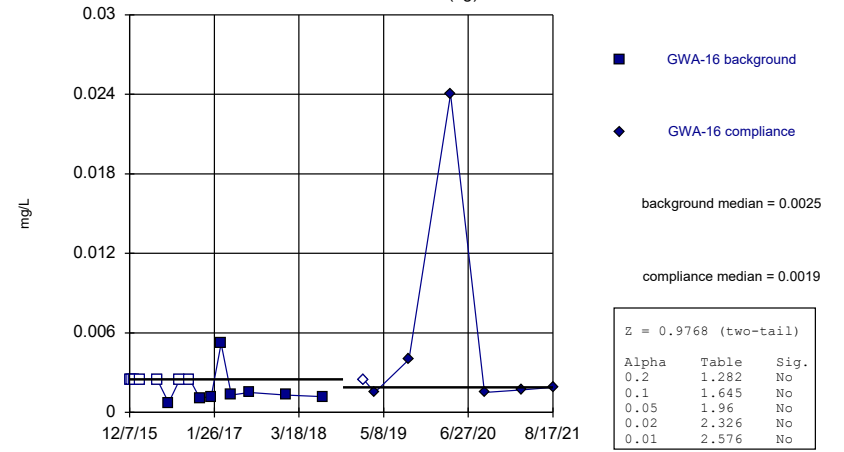
GWA-14 (bg)



Constituent: Chromium Analysis Run 8/2/2022 4:33 PM View: Appendix I Mann-Whitney
Plant McIntosh Client: Southern Company Data: McIntosh LF4 CCR

Mann-Whitney (Wilcoxon Rank Sum)

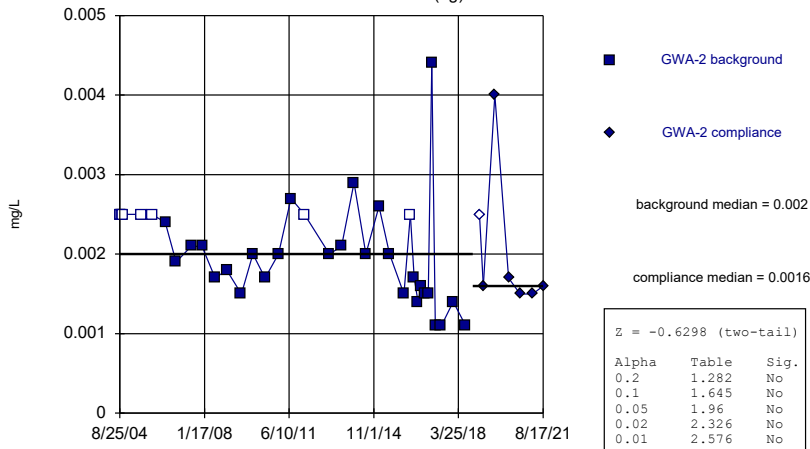
GWA-16 (bg)



Constituent: Chromium Analysis Run 8/2/2022 4:33 PM View: Appendix I Mann-Whitney
Plant McIntosh Client: Southern Company Data: McIntosh LF4 CCR

Mann-Whitney (Wilcoxon Rank Sum)

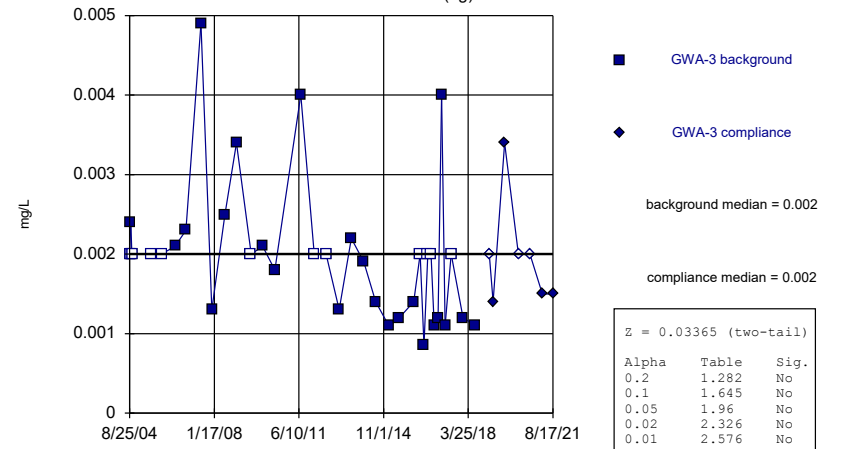
GWA-2 (bg)



Constituent: Chromium Analysis Run 8/2/2022 4:33 PM View: Appendix I Mann-Whitney
Plant McIntosh Client: Southern Company Data: McIntosh LF4 CCR

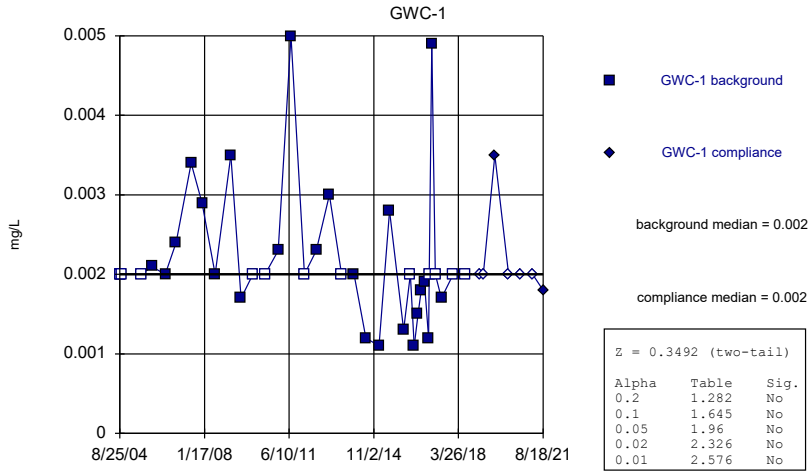
Mann-Whitney (Wilcoxon Rank Sum)

GWA-3 (bg)



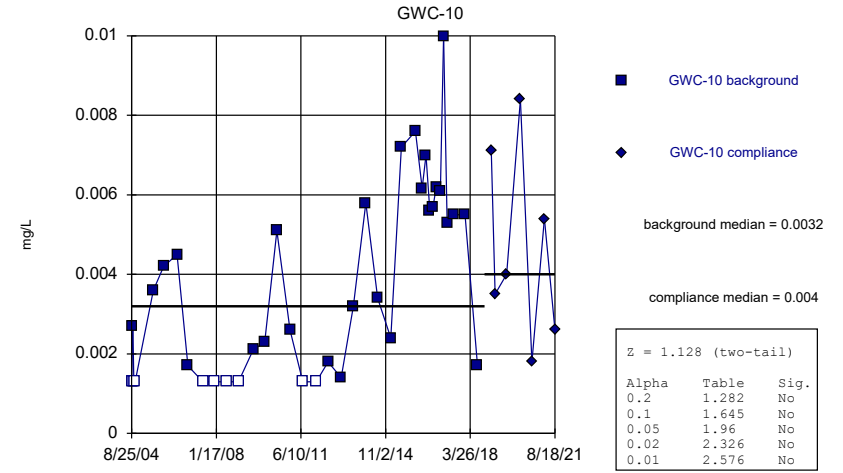
Constituent: Chromium Analysis Run 8/2/2022 4:33 PM View: Appendix I Mann-Whitney
Plant McIntosh Client: Southern Company Data: McIntosh LF4 CCR

Mann-Whitney (Wilcoxon Rank Sum)



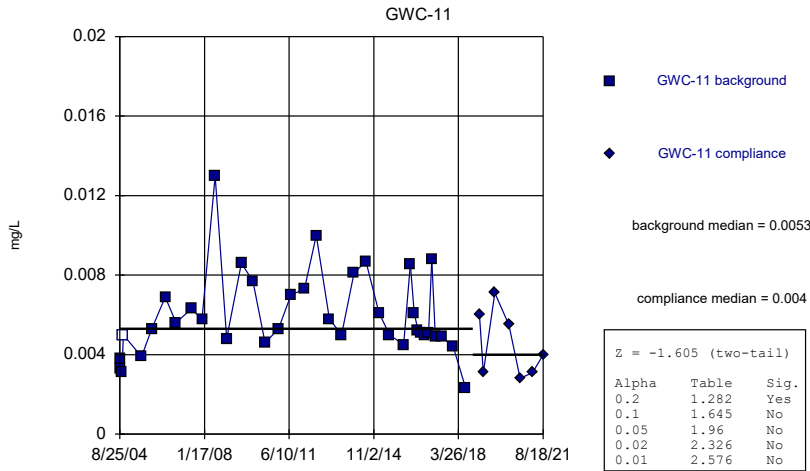
Constituent: Chromium Analysis Run 8/2/2022 4:33 PM View: Appendix I Mann-Whitney
Plant McIntosh Client: Southern Company Data: McIntosh LF4 CCR

Mann-Whitney (Wilcoxon Rank Sum)



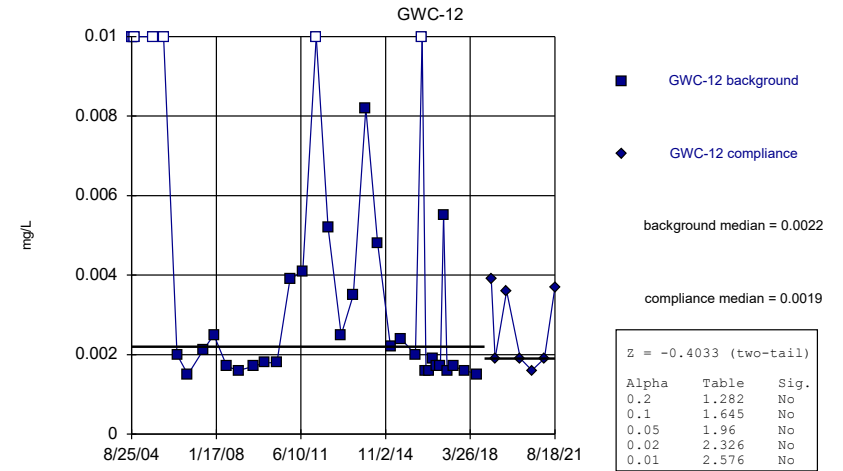
Constituent: Chromium Analysis Run 8/2/2022 4:33 PM View: Appendix I Mann-Whitney
Plant McIntosh Client: Southern Company Data: McIntosh LF4 CCR

Mann-Whitney (Wilcoxon Rank Sum)



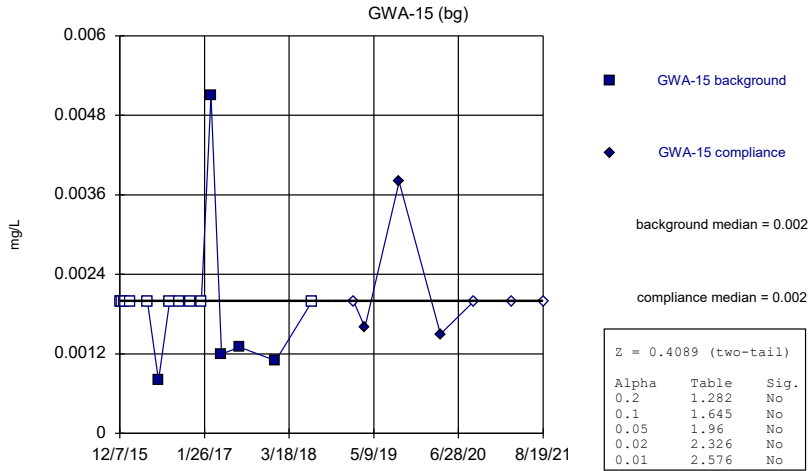
Constituent: Chromium Analysis Run 8/2/2022 4:33 PM View: Appendix I Mann-Whitney
Plant McIntosh Client: Southern Company Data: McIntosh LF4 CCR

Mann-Whitney (Wilcoxon Rank Sum)



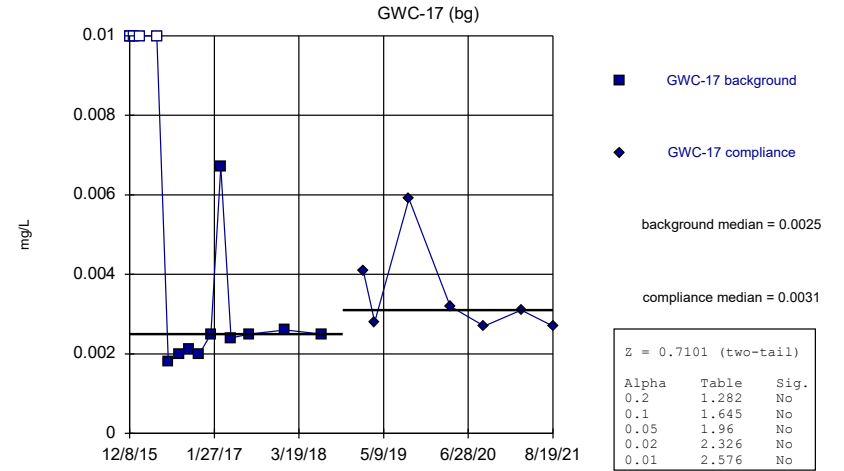
Constituent: Chromium Analysis Run 8/2/2022 4:33 PM View: Appendix I Mann-Whitney
Plant McIntosh Client: Southern Company Data: McIntosh LF4 CCR

Mann-Whitney (Wilcoxon Rank Sum)



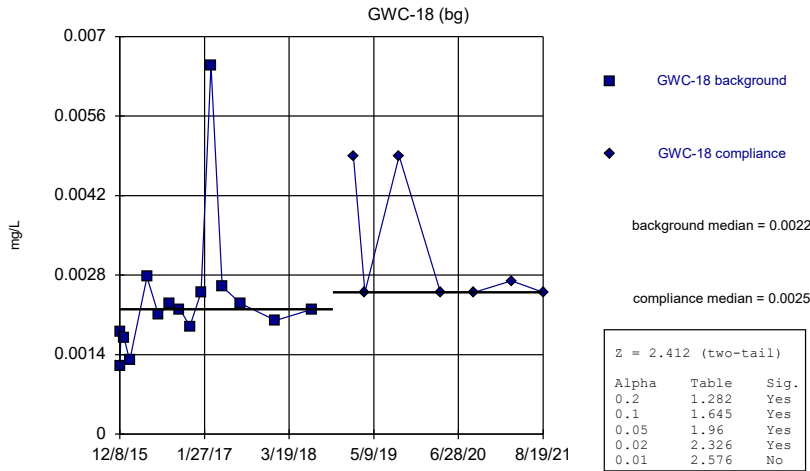
Constituent: Chromium Analysis Run 8/2/2022 4:33 PM View: Appendix I Mann-Whitney
Plant McIntosh Client: Southern Company Data: McIntosh LF4 CCR

Mann-Whitney (Wilcoxon Rank Sum)



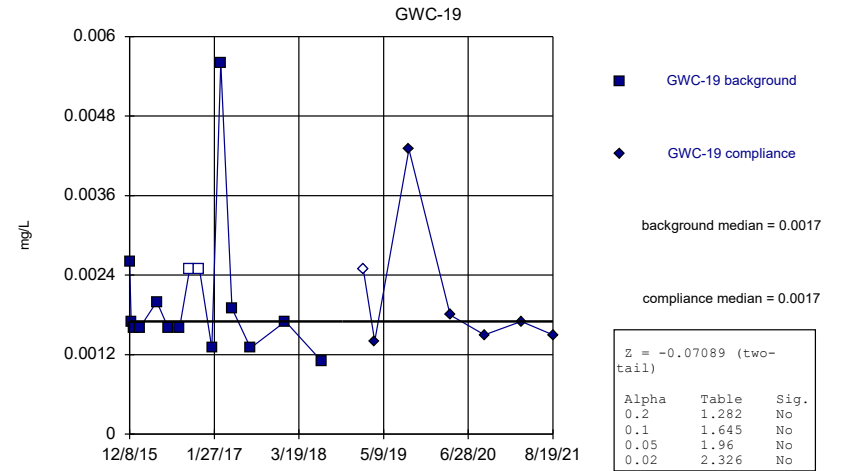
Constituent: Chromium Analysis Run 8/2/2022 4:33 PM View: Appendix I Mann-Whitney
Plant McIntosh Client: Southern Company Data: McIntosh LF4 CCR

Mann-Whitney (Wilcoxon Rank Sum)



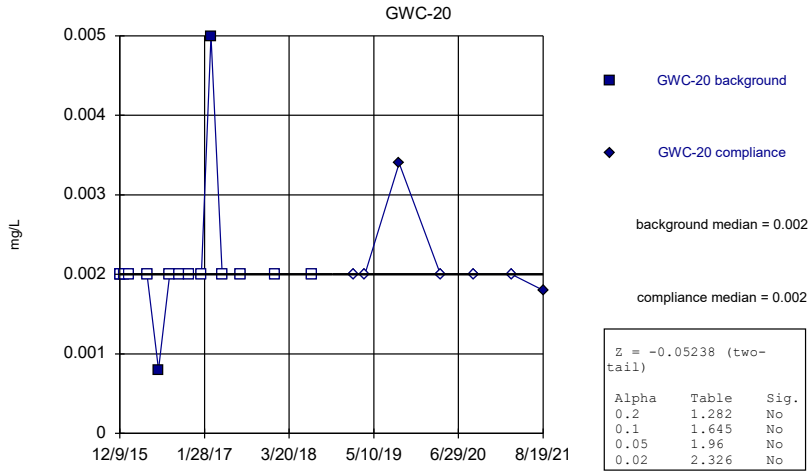
Constituent: Chromium Analysis Run 8/2/2022 4:33 PM View: Appendix I Mann-Whitney
Plant McIntosh Client: Southern Company Data: McIntosh LF4 CCR

Mann-Whitney (Wilcoxon Rank Sum)



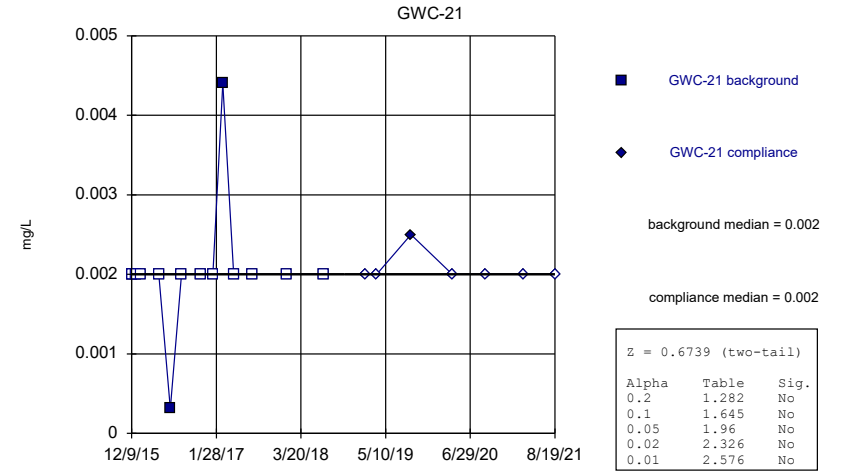
Constituent: Chromium Analysis Run 8/2/2022 4:33 PM View: Appendix I Mann-Whitney
Plant McIntosh Client: Southern Company Data: McIntosh LF4 CCR

Mann-Whitney (Wilcoxon Rank Sum)



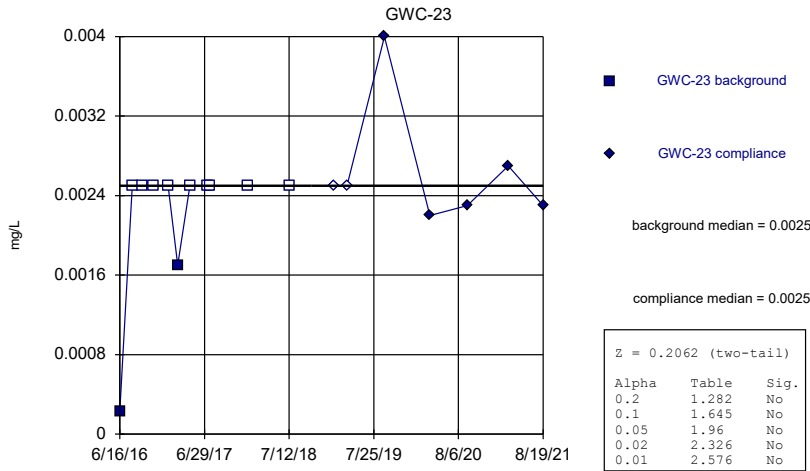
Constituent: Chromium Analysis Run 8/2/2022 4:33 PM View: Appendix I Mann-Whitney
Plant McIntosh Client: Southern Company Data: McIntosh LF4 CCR

Mann-Whitney (Wilcoxon Rank Sum)



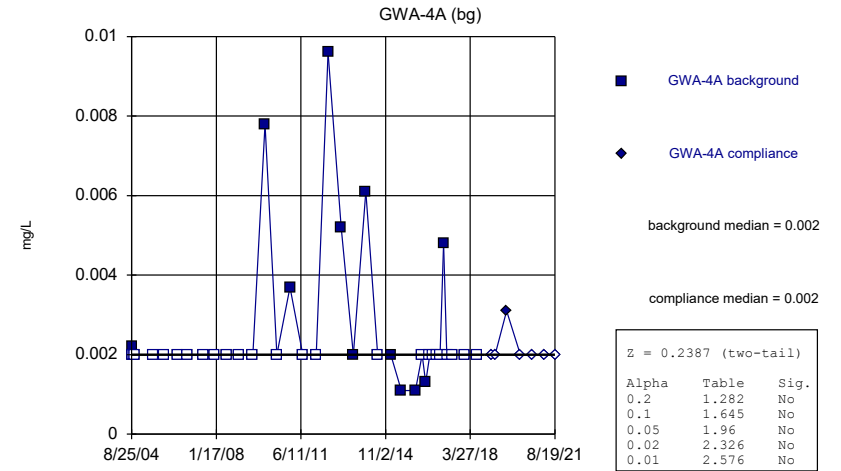
Constituent: Chromium Analysis Run 8/2/2022 4:33 PM View: Appendix I Mann-Whitney
Plant McIntosh Client: Southern Company Data: McIntosh LF4 CCR

Mann-Whitney (Wilcoxon Rank Sum)



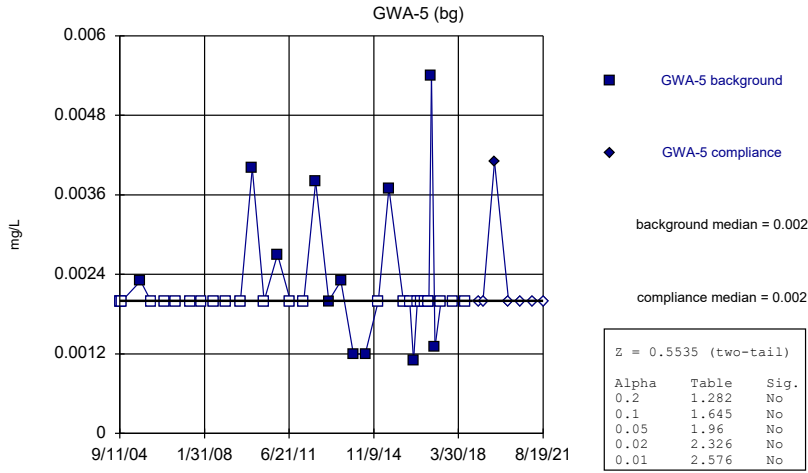
Constituent: Chromium Analysis Run 8/2/2022 4:33 PM View: Appendix I Mann-Whitney
Plant McIntosh Client: Southern Company Data: McIntosh LF4 CCR

Mann-Whitney (Wilcoxon Rank Sum)



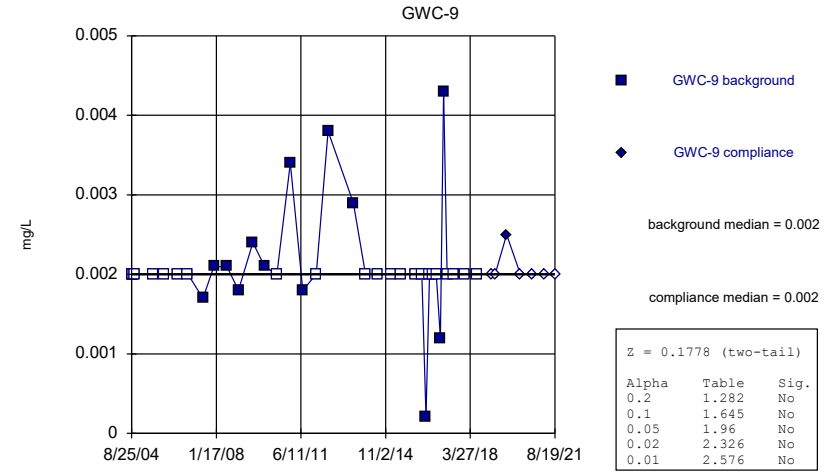
Constituent: Chromium Analysis Run 8/2/2022 4:33 PM View: Appendix I Mann-Whitney
Plant McIntosh Client: Southern Company Data: McIntosh LF4 CCR

Mann-Whitney (Wilcoxon Rank Sum)



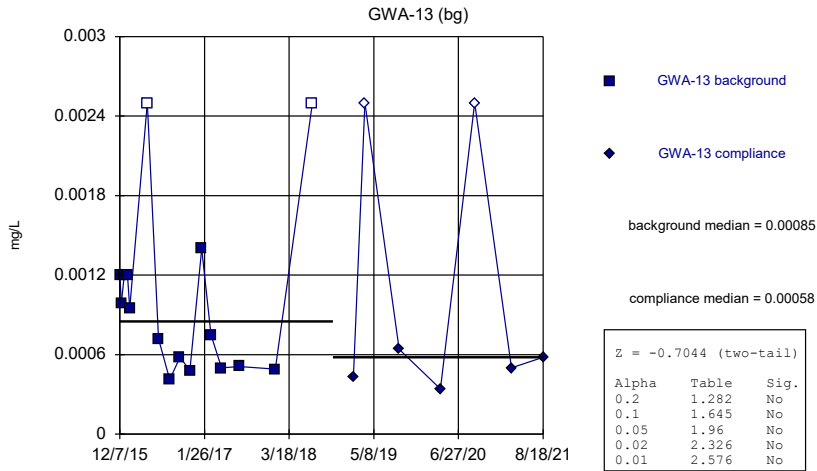
Constituent: Chromium Analysis Run 8/2/2022 4:33 PM View: Appendix I Mann-Whitney
Plant McIntosh Client: Southern Company Data: McIntosh LF4 CCR

Mann-Whitney (Wilcoxon Rank Sum)



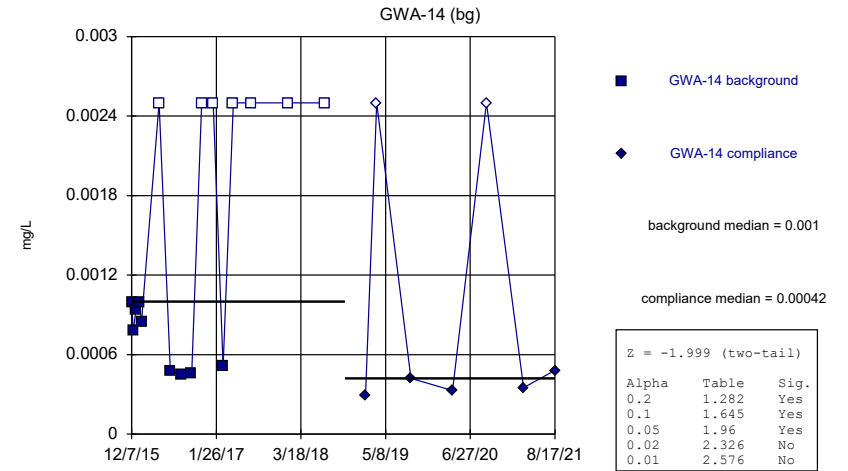
Constituent: Chromium Analysis Run 8/2/2022 4:33 PM View: Appendix I Mann-Whitney
Plant McIntosh Client: Southern Company Data: McIntosh LF4 CCR

Mann-Whitney (Wilcoxon Rank Sum)



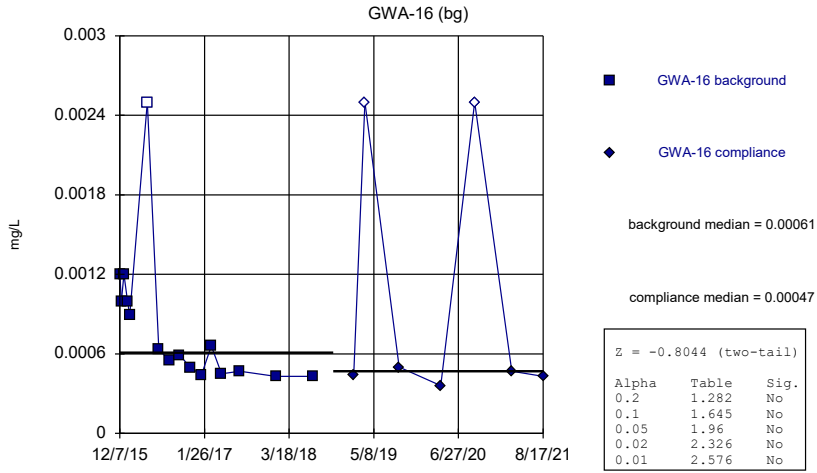
Constituent: Cobalt Analysis Run 8/2/2022 4:33 PM View: Appendix I Mann-Whitney
Plant McIntosh Client: Southern Company Data: McIntosh LF4 CCR

Mann-Whitney (Wilcoxon Rank Sum)



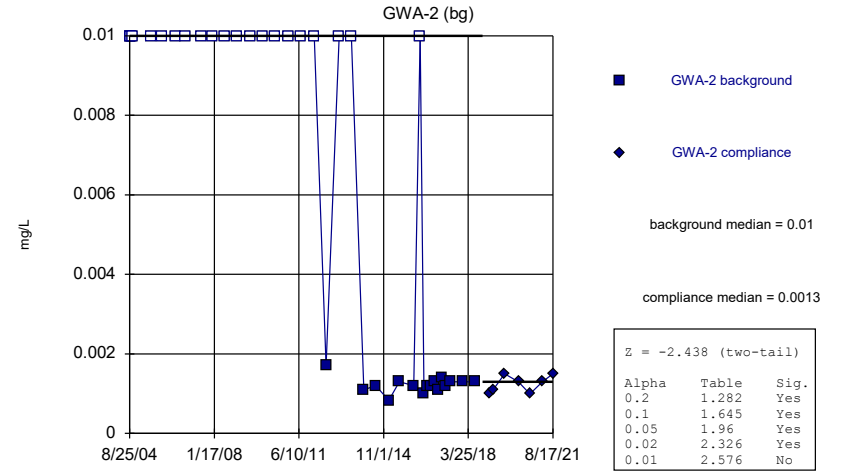
Constituent: Cobalt Analysis Run 8/2/2022 4:33 PM View: Appendix I Mann-Whitney
Plant McIntosh Client: Southern Company Data: McIntosh LF4 CCR

Mann-Whitney (Wilcoxon Rank Sum)



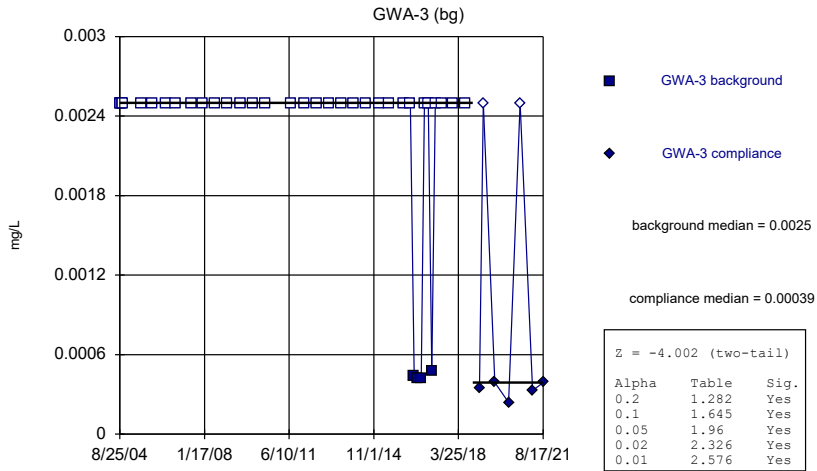
Constituent: Cobalt Analysis Run 8/2/2022 4:33 PM View: Appendix I Mann-Whitney
Plant McIntosh Client: Southern Company Data: McIntosh LF4 CCR

Mann-Whitney (Wilcoxon Rank Sum)



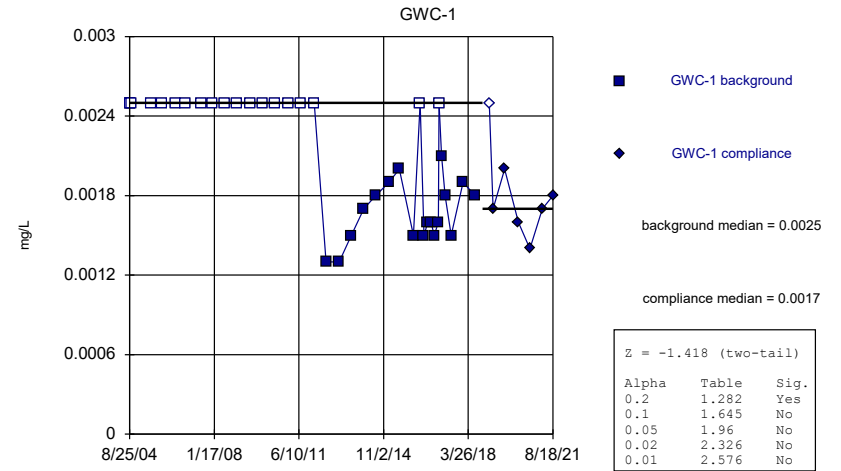
Constituent: Cobalt Analysis Run 8/2/2022 4:33 PM View: Appendix I Mann-Whitney
Plant McIntosh Client: Southern Company Data: McIntosh LF4 CCR

Mann-Whitney (Wilcoxon Rank Sum)



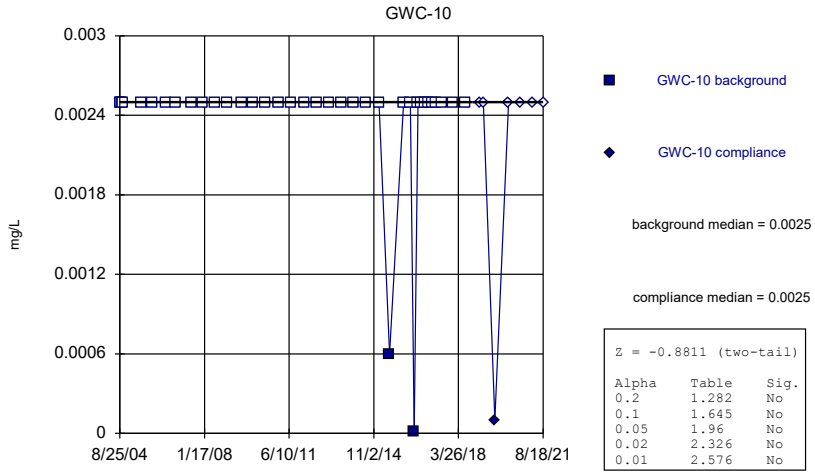
Constituent: Cobalt Analysis Run 8/2/2022 4:33 PM View: Appendix I Mann-Whitney
Plant McIntosh Client: Southern Company Data: McIntosh LF4 CCR

Mann-Whitney (Wilcoxon Rank Sum)



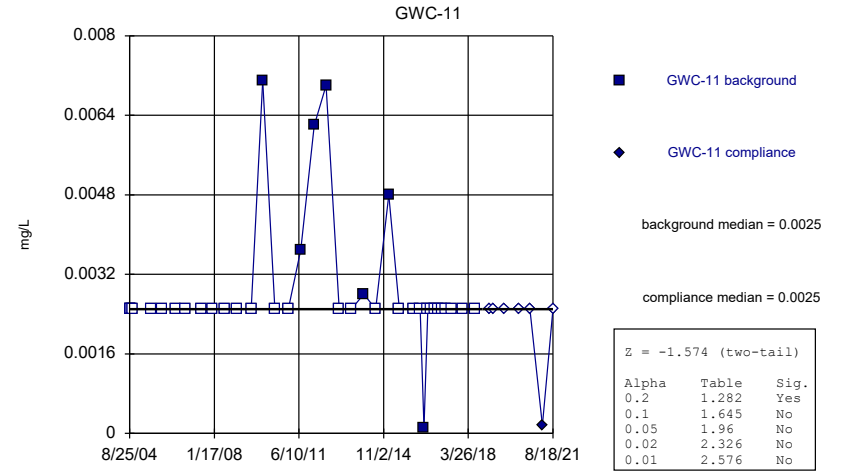
Constituent: Cobalt Analysis Run 8/2/2022 4:33 PM View: Appendix I Mann-Whitney
Plant McIntosh Client: Southern Company Data: McIntosh LF4 CCR

Mann-Whitney (Wilcoxon Rank Sum)



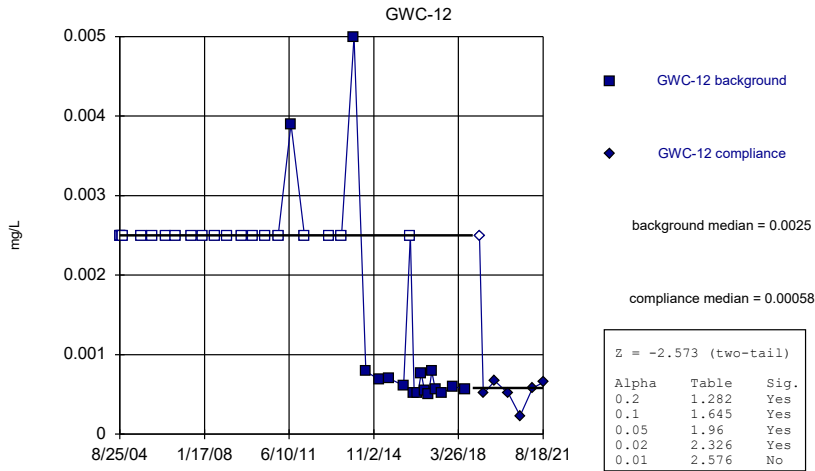
Constituent: Cobalt Analysis Run 8/2/2022 4:33 PM View: Appendix I Mann-Whitney
Plant McIntosh Client: Southern Company Data: McIntosh LF4 CCR

Mann-Whitney (Wilcoxon Rank Sum)



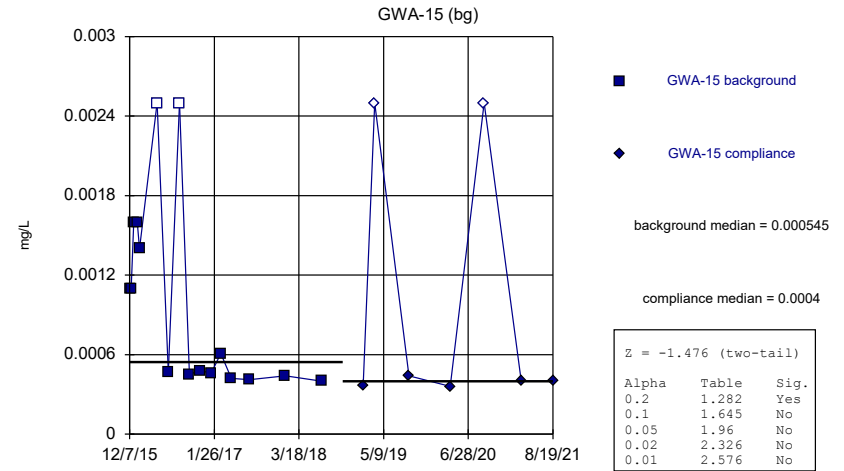
Constituent: Cobalt Analysis Run 8/2/2022 4:33 PM View: Appendix I Mann-Whitney
Plant McIntosh Client: Southern Company Data: McIntosh LF4 CCR

Mann-Whitney (Wilcoxon Rank Sum)



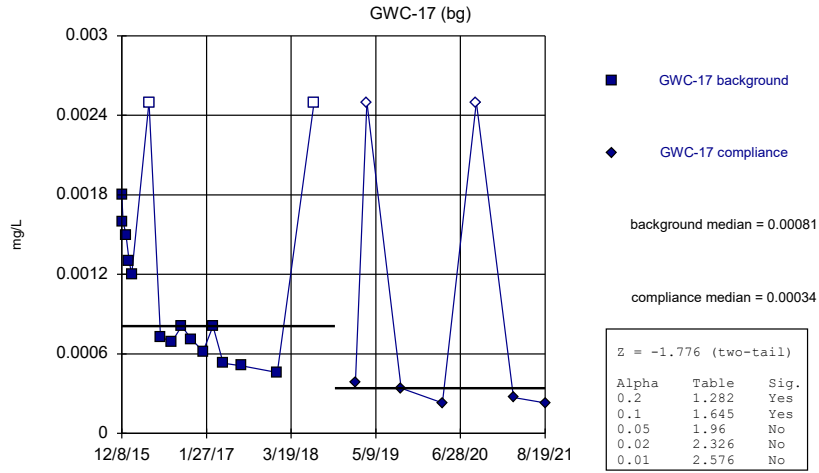
Constituent: Cobalt Analysis Run 8/2/2022 4:33 PM View: Appendix I Mann-Whitney
Plant McIntosh Client: Southern Company Data: McIntosh LF4 CCR

Mann-Whitney (Wilcoxon Rank Sum)



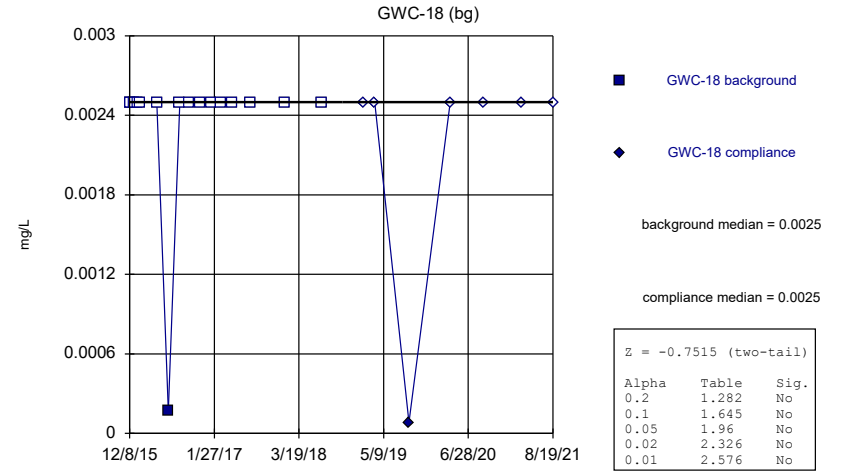
Constituent: Cobalt Analysis Run 8/2/2022 4:33 PM View: Appendix I Mann-Whitney
Plant McIntosh Client: Southern Company Data: McIntosh LF4 CCR

Mann-Whitney (Wilcoxon Rank Sum)



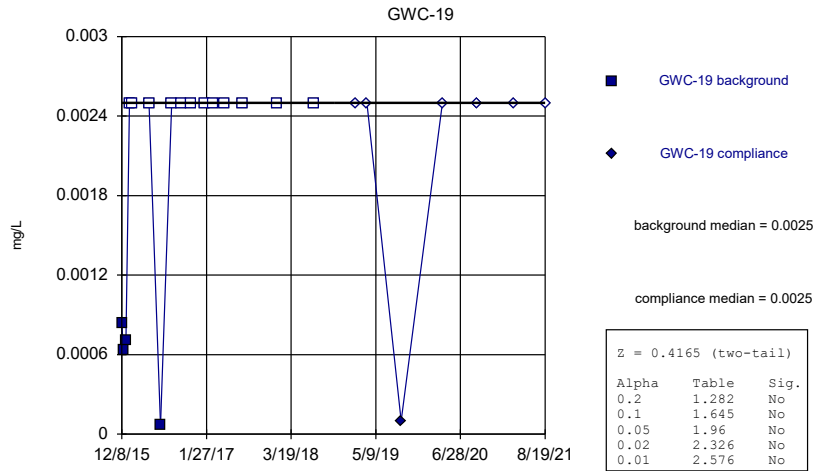
Constituent: Cobalt Analysis Run 8/2/2022 4:33 PM View: Appendix I Mann-Whitney
Plant McIntosh Client: Southern Company Data: McIntosh LF4 CCR

Mann-Whitney (Wilcoxon Rank Sum)



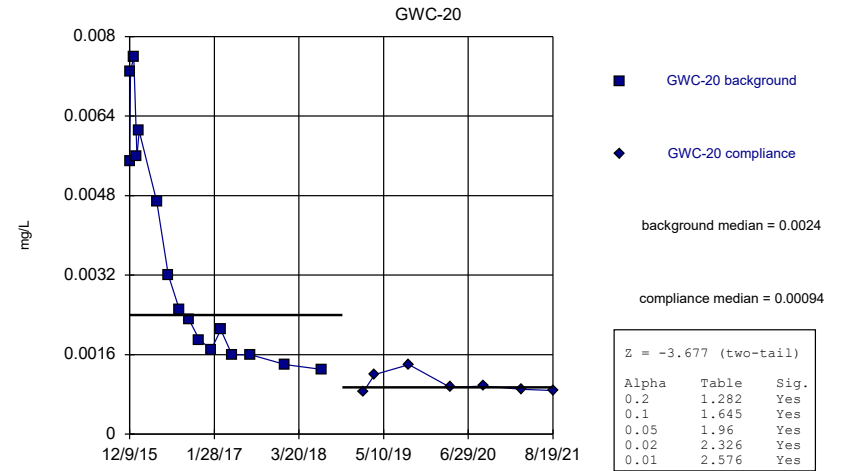
Constituent: Cobalt Analysis Run 8/2/2022 4:33 PM View: Appendix I Mann-Whitney
Plant McIntosh Client: Southern Company Data: McIntosh LF4 CCR

Mann-Whitney (Wilcoxon Rank Sum)



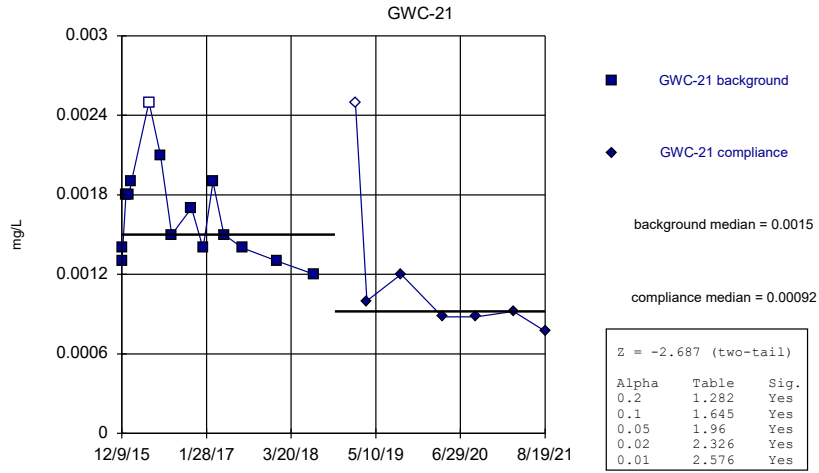
Constituent: Cobalt Analysis Run 8/2/2022 4:33 PM View: Appendix I Mann-Whitney
Plant McIntosh Client: Southern Company Data: McIntosh LF4 CCR

Mann-Whitney (Wilcoxon Rank Sum)



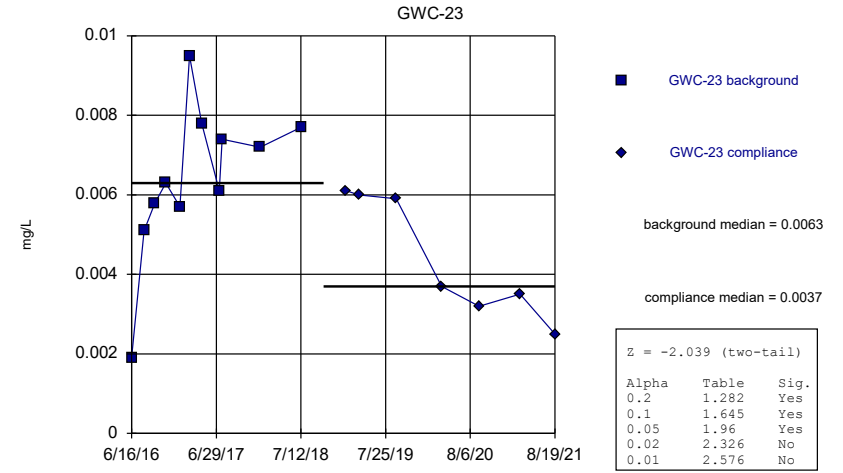
Constituent: Cobalt Analysis Run 8/2/2022 4:33 PM View: Appendix I Mann-Whitney
Plant McIntosh Client: Southern Company Data: McIntosh LF4 CCR

Mann-Whitney (Wilcoxon Rank Sum)



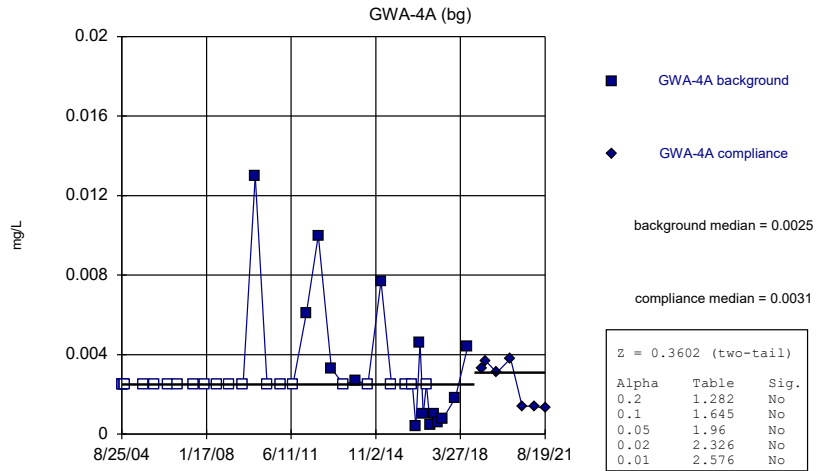
Constituent: Cobalt Analysis Run 8/2/2022 4:33 PM View: Appendix I Mann-Whitney
Plant McIntosh Client: Southern Company Data: McIntosh LF4 CCR

Mann-Whitney (Wilcoxon Rank Sum)



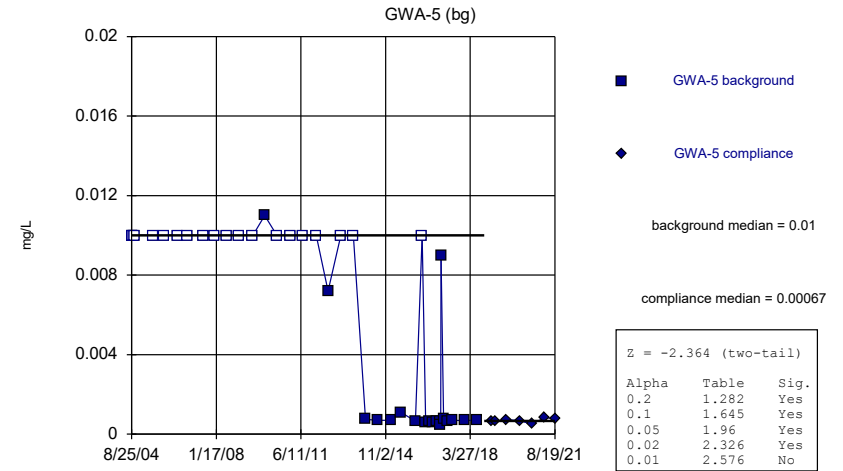
Constituent: Cobalt Analysis Run 8/2/2022 4:33 PM View: Appendix I Mann-Whitney
Plant McIntosh Client: Southern Company Data: McIntosh LF4 CCR

Mann-Whitney (Wilcoxon Rank Sum)



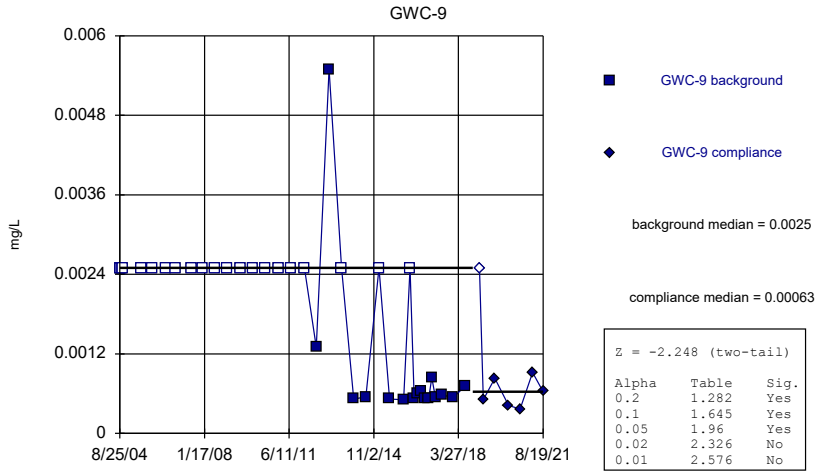
Constituent: Cobalt Analysis Run 8/2/2022 4:33 PM View: Appendix I Mann-Whitney
Plant McIntosh Client: Southern Company Data: McIntosh LF4 CCR

Mann-Whitney (Wilcoxon Rank Sum)



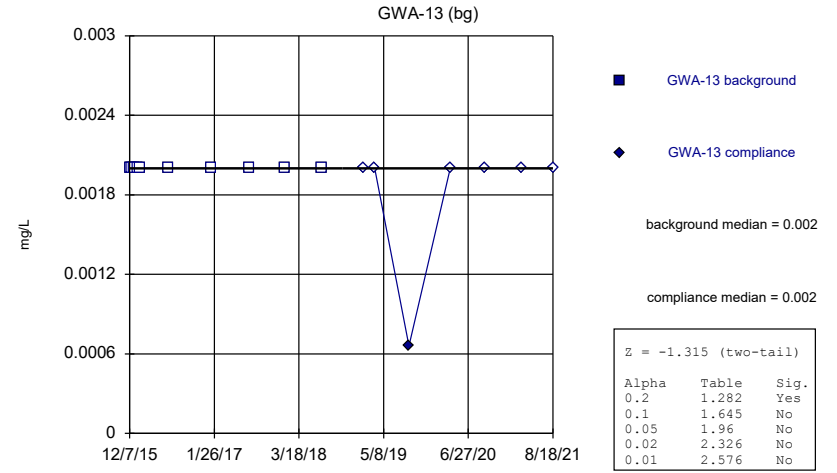
Constituent: Cobalt Analysis Run 8/2/2022 4:33 PM View: Appendix I Mann-Whitney
Plant McIntosh Client: Southern Company Data: McIntosh LF4 CCR

Mann-Whitney (Wilcoxon Rank Sum)



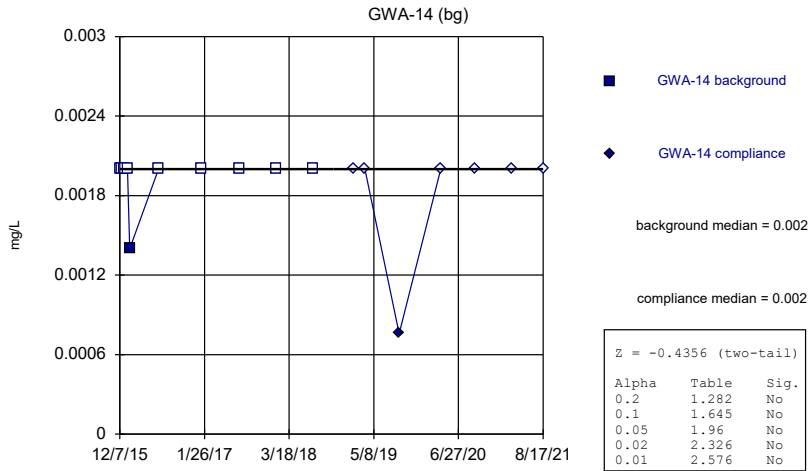
Constituent: Cobalt Analysis Run 8/2/2022 4:33 PM View: Appendix I Mann-Whitney
Plant McIntosh Client: Southern Company Data: McIntosh LF4 CCR

Mann-Whitney (Wilcoxon Rank Sum)



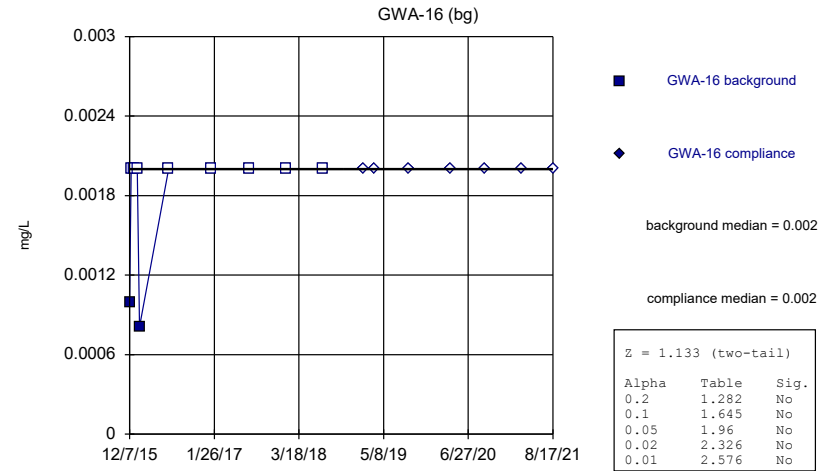
Constituent: Copper Analysis Run 8/2/2022 4:33 PM View: Appendix I Mann-Whitney
Plant McIntosh Client: Southern Company Data: McIntosh LF4 CCR

Mann-Whitney (Wilcoxon Rank Sum)



Constituent: Copper Analysis Run 8/2/2022 4:33 PM View: Appendix I Mann-Whitney
Plant McIntosh Client: Southern Company Data: McIntosh LF4 CCR

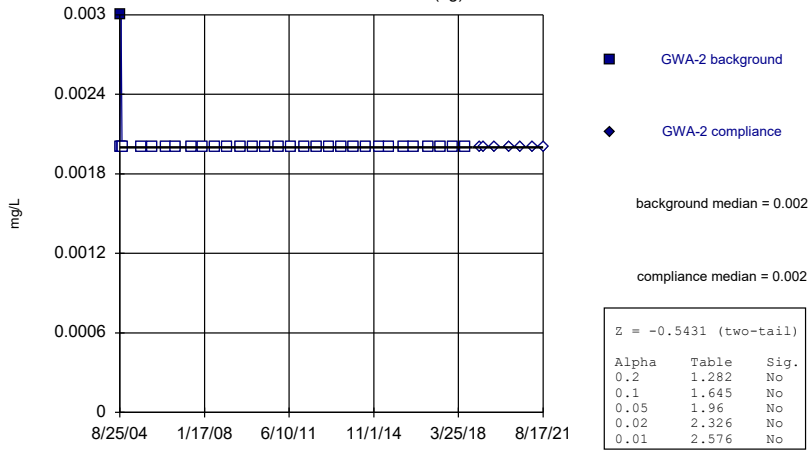
Mann-Whitney (Wilcoxon Rank Sum)



Constituent: Copper Analysis Run 8/2/2022 4:33 PM View: Appendix I Mann-Whitney
Plant McIntosh Client: Southern Company Data: McIntosh LF4 CCR

Mann-Whitney (Wilcoxon Rank Sum)

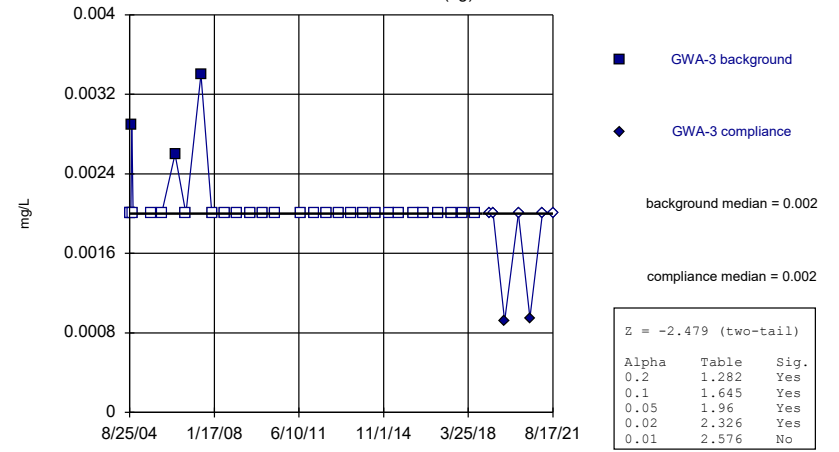
GWA-2 (bg)



Constituent: Copper Analysis Run 8/2/2022 4:33 PM View: Appendix I Mann-Whitney
Plant McIntosh Client: Southern Company Data: McIntosh LF4 CCR

Mann-Whitney (Wilcoxon Rank Sum)

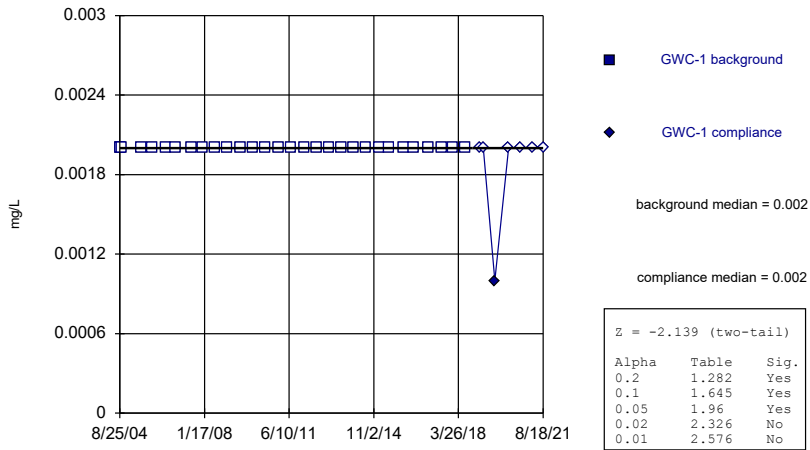
GWA-3 (bg)



Constituent: Copper Analysis Run 8/2/2022 4:33 PM View: Appendix I Mann-Whitney
Plant McIntosh Client: Southern Company Data: McIntosh LF4 CCR

Mann-Whitney (Wilcoxon Rank Sum)

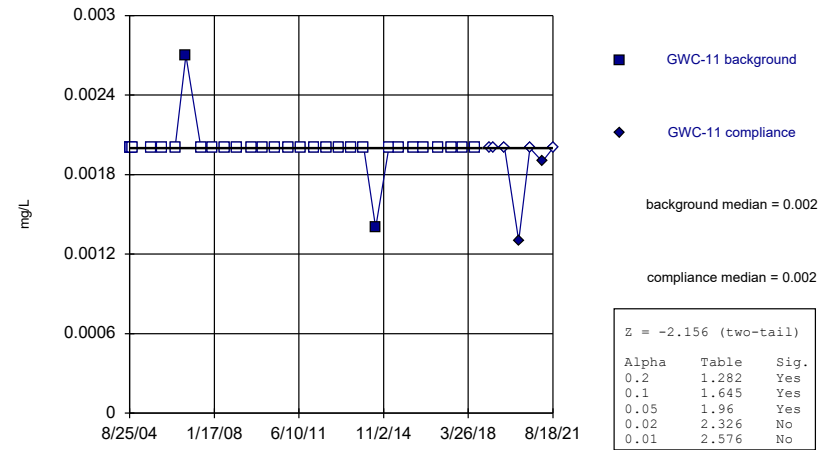
GWC-1



Constituent: Copper Analysis Run 8/2/2022 4:33 PM View: Appendix I Mann-Whitney
Plant McIntosh Client: Southern Company Data: McIntosh LF4 CCR

Mann-Whitney (Wilcoxon Rank Sum)

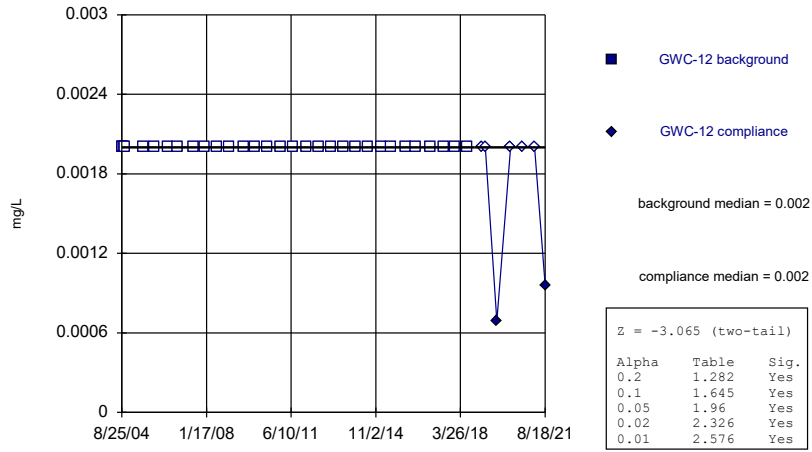
GWC-11



Constituent: Copper Analysis Run 8/2/2022 4:33 PM View: Appendix I Mann-Whitney
Plant McIntosh Client: Southern Company Data: McIntosh LF4 CCR

Mann-Whitney (Wilcoxon Rank Sum)

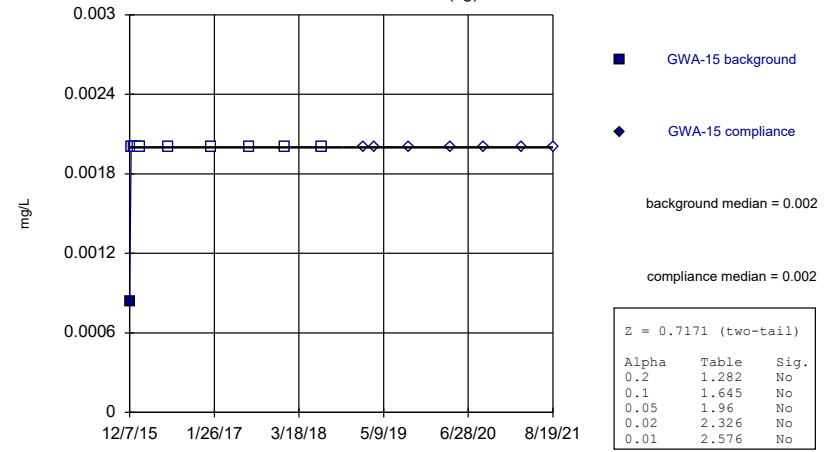
GWC-12



Constituent: Copper Analysis Run 8/2/2022 4:33 PM View: Appendix I Mann-Whitney
 Plant McIntosh Client: Southern Company Data: McIntosh LF4 CCR

Mann-Whitney (Wilcoxon Rank Sum)

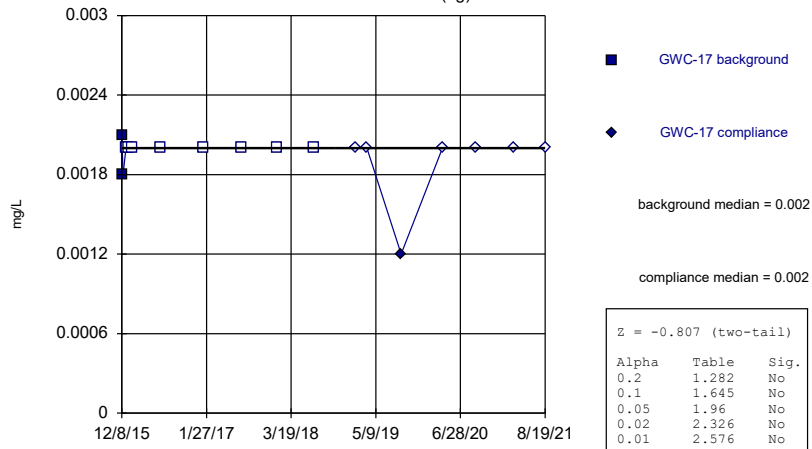
GWA-15 (bg)



Constituent: Copper Analysis Run 8/2/2022 4:33 PM View: Appendix I Mann-Whitney
 Plant McIntosh Client: Southern Company Data: McIntosh LF4 CCR

Mann-Whitney (Wilcoxon Rank Sum)

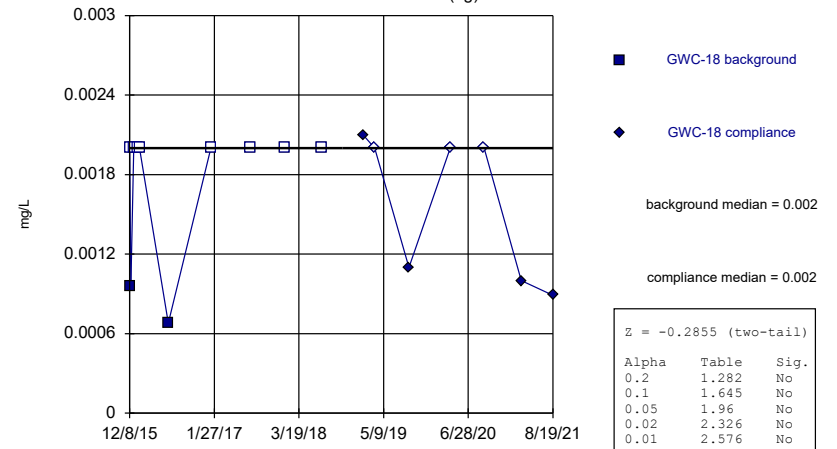
GWC-17 (bg)



Constituent: Copper Analysis Run 8/2/2022 4:33 PM View: Appendix I Mann-Whitney
 Plant McIntosh Client: Southern Company Data: McIntosh LF4 CCR

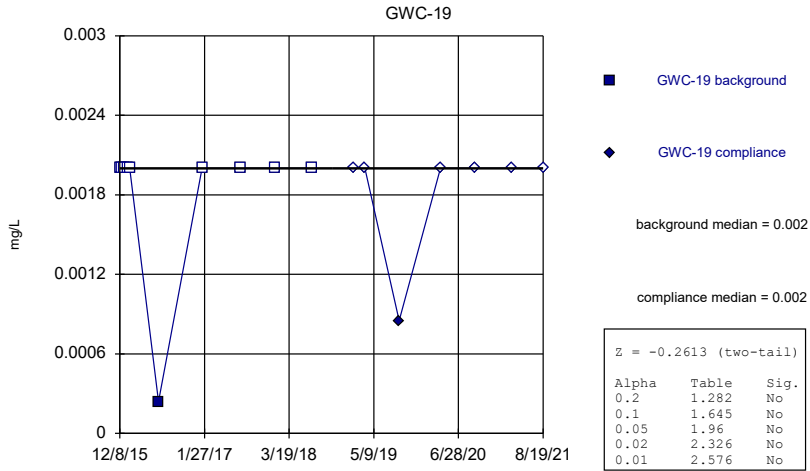
Mann-Whitney (Wilcoxon Rank Sum)

GWC-18 (bg)



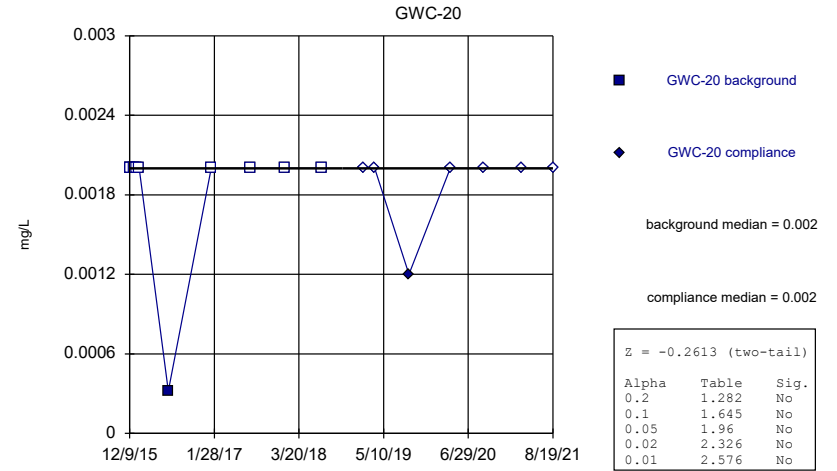
Constituent: Copper Analysis Run 8/2/2022 4:33 PM View: Appendix I Mann-Whitney
 Plant McIntosh Client: Southern Company Data: McIntosh LF4 CCR

Mann-Whitney (Wilcoxon Rank Sum)



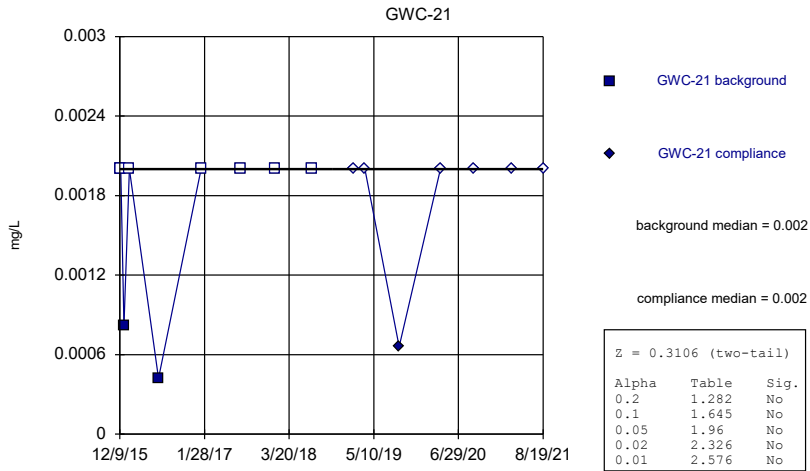
Constituent: Copper Analysis Run 8/2/2022 4:33 PM View: Appendix I Mann-Whitney
 Plant McIntosh Client: Southern Company Data: McIntosh LF4 CCR

Mann-Whitney (Wilcoxon Rank Sum)



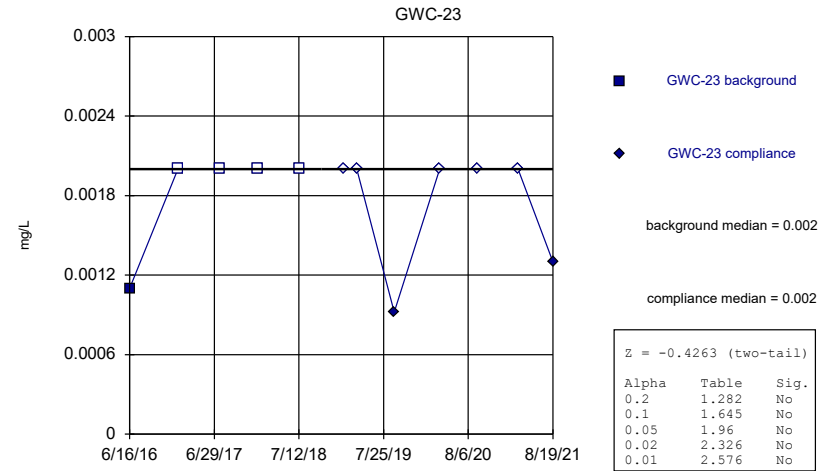
Constituent: Copper Analysis Run 8/2/2022 4:33 PM View: Appendix I Mann-Whitney
 Plant McIntosh Client: Southern Company Data: McIntosh LF4 CCR

Mann-Whitney (Wilcoxon Rank Sum)



Constituent: Copper Analysis Run 8/2/2022 4:33 PM View: Appendix I Mann-Whitney
 Plant McIntosh Client: Southern Company Data: McIntosh LF4 CCR

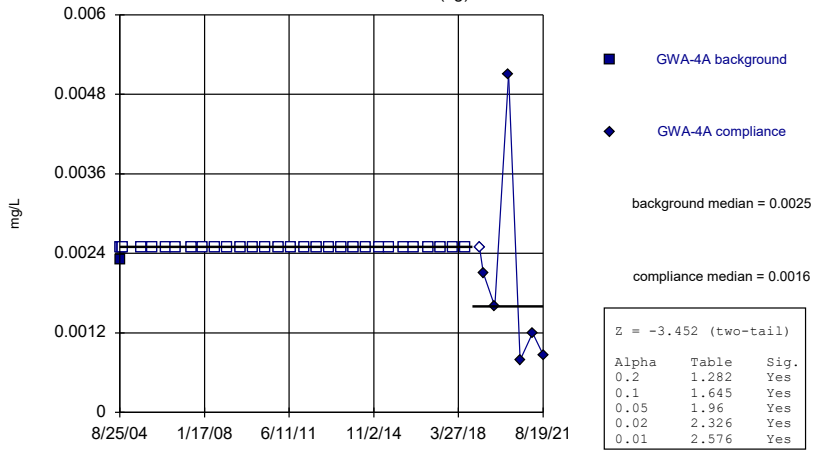
Mann-Whitney (Wilcoxon Rank Sum)



Constituent: Copper Analysis Run 8/2/2022 4:33 PM View: Appendix I Mann-Whitney
 Plant McIntosh Client: Southern Company Data: McIntosh LF4 CCR

Mann-Whitney (Wilcoxon Rank Sum)

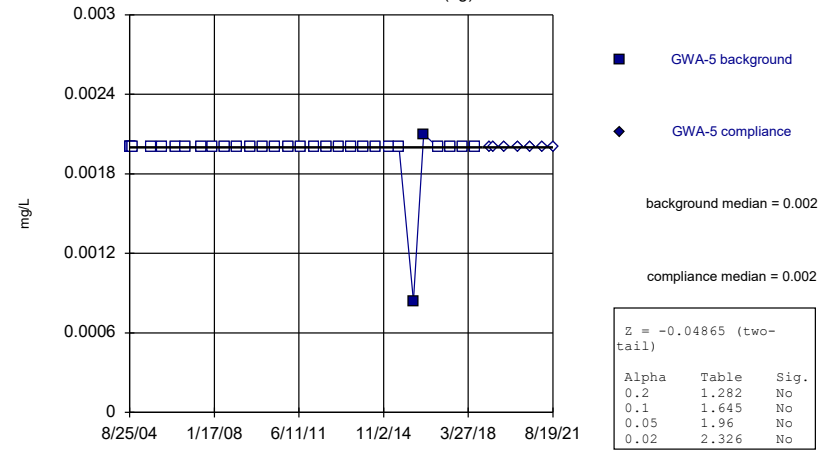
GWA-4A (bg)



Constituent: Copper Analysis Run 8/2/2022 4:33 PM View: Appendix I Mann-Whitney
Plant McIntosh Client: Southern Company Data: McIntosh LF4 CCR

Mann-Whitney (Wilcoxon Rank Sum)

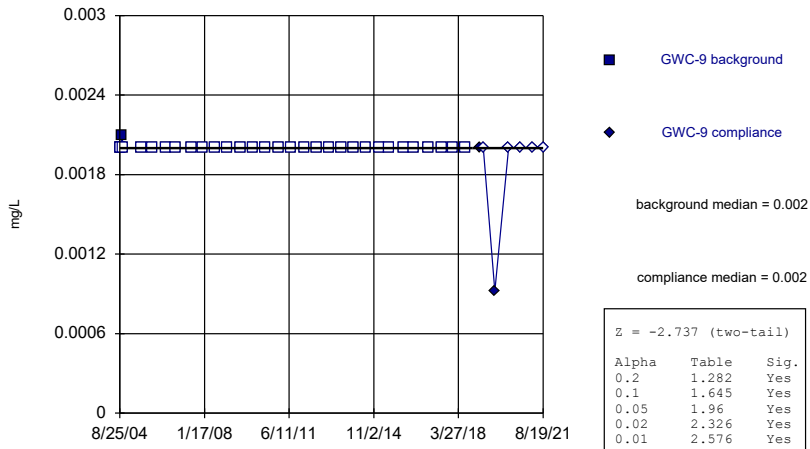
GWA-5 (bg)



Constituent: Copper Analysis Run 8/2/2022 4:33 PM View: Appendix I Mann-Whitney
Plant McIntosh Client: Southern Company Data: McIntosh LF4 CCR

Mann-Whitney (Wilcoxon Rank Sum)

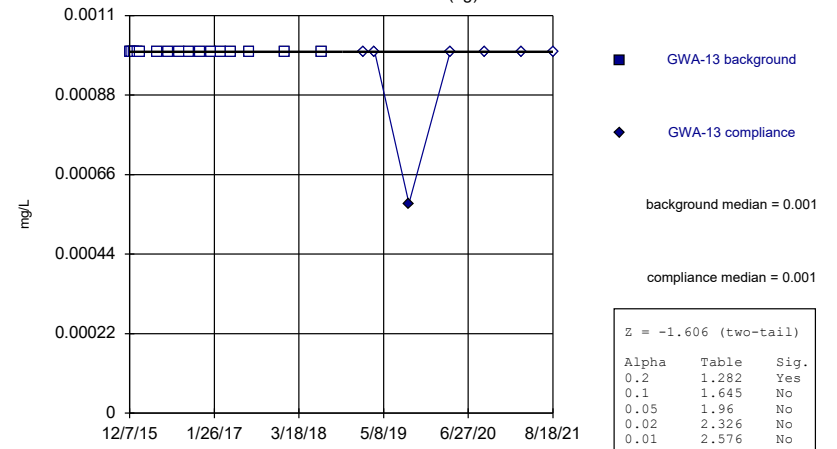
GWC-9



Constituent: Copper Analysis Run 8/2/2022 4:34 PM View: Appendix I Mann-Whitney
Plant McIntosh Client: Southern Company Data: McIntosh LF4 CCR

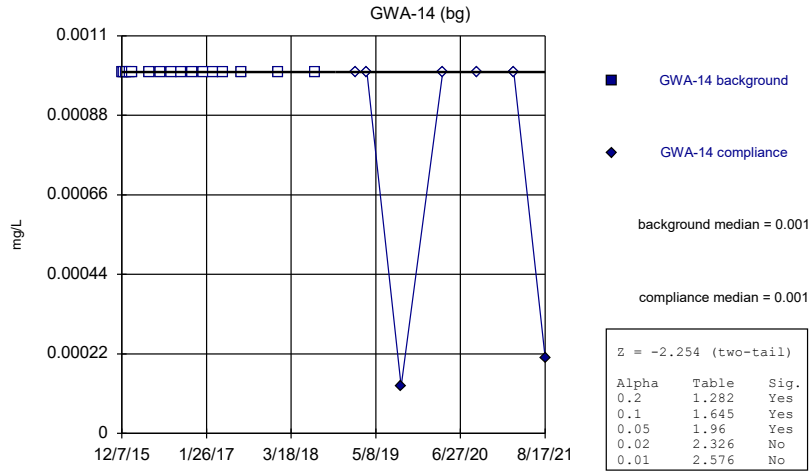
Mann-Whitney (Wilcoxon Rank Sum)

GWA-13 (bg)



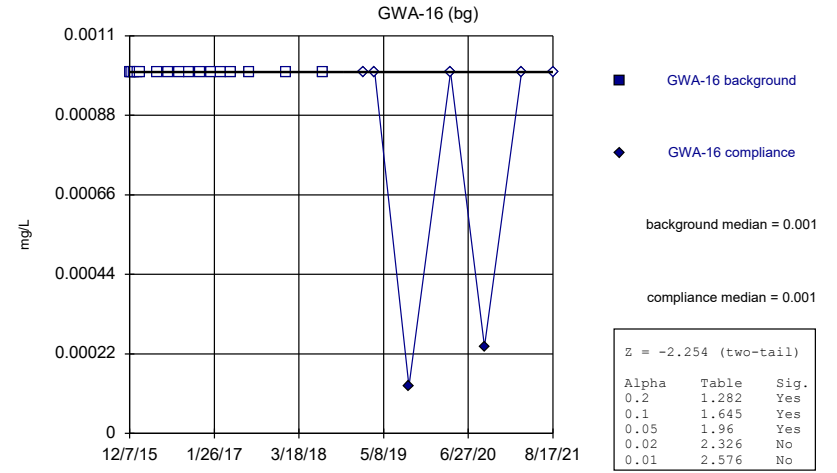
Constituent: Lead Analysis Run 8/2/2022 4:34 PM View: Appendix I Mann-Whitney
Plant McIntosh Client: Southern Company Data: McIntosh LF4 CCR

Mann-Whitney (Wilcoxon Rank Sum)



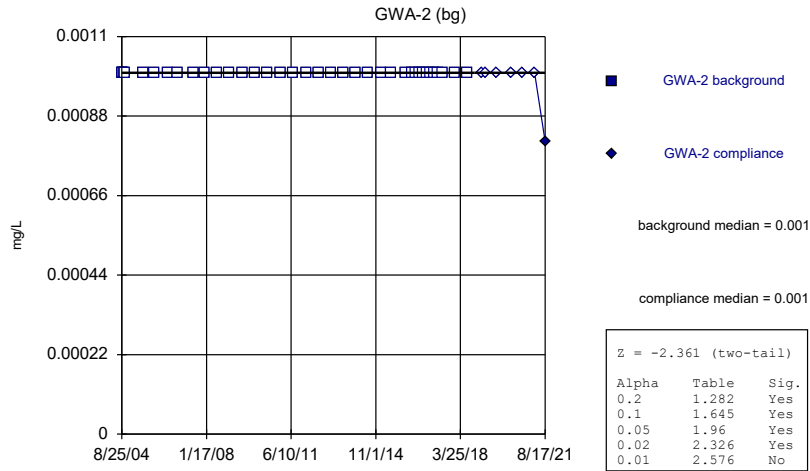
Constituent: Lead Analysis Run 8/2/2022 4:34 PM View: Appendix I Mann-Whitney
Plant McIntosh Client: Southern Company Data: McIntosh LF4 CCR

Mann-Whitney (Wilcoxon Rank Sum)



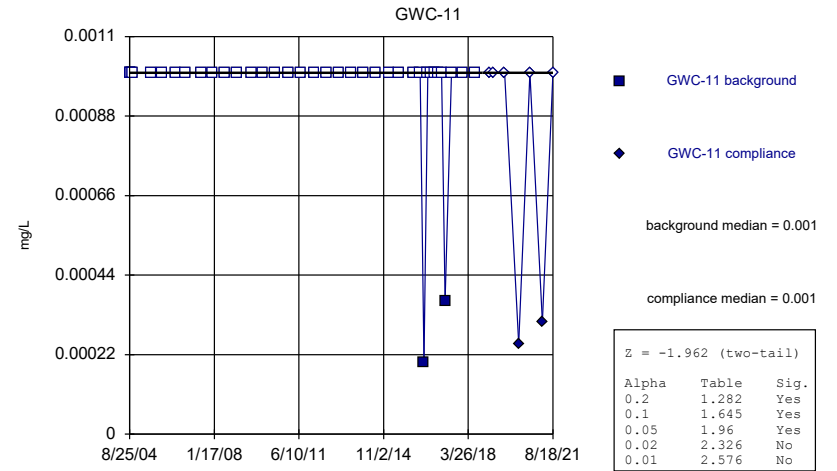
Constituent: Lead Analysis Run 8/2/2022 4:34 PM View: Appendix I Mann-Whitney
Plant McIntosh Client: Southern Company Data: McIntosh LF4 CCR

Mann-Whitney (Wilcoxon Rank Sum)



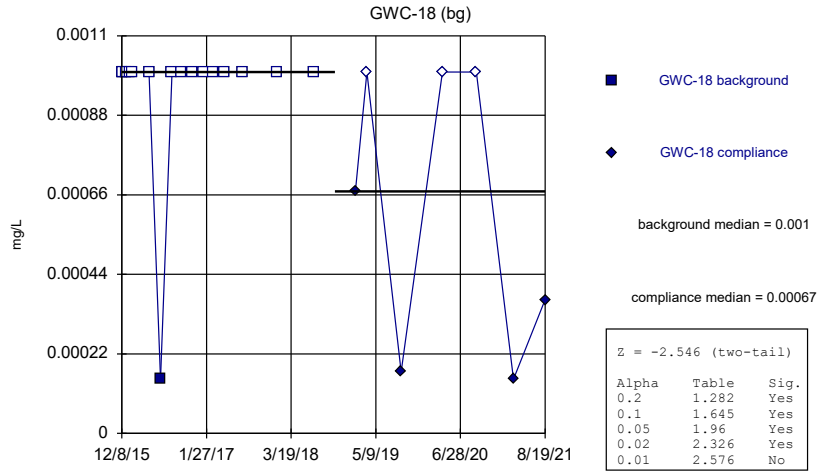
Constituent: Lead Analysis Run 8/2/2022 4:34 PM View: Appendix I Mann-Whitney
Plant McIntosh Client: Southern Company Data: McIntosh LF4 CCR

Mann-Whitney (Wilcoxon Rank Sum)



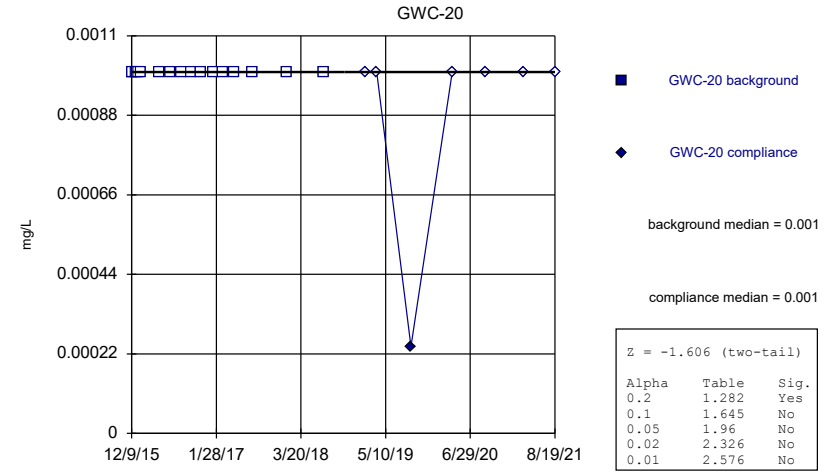
Constituent: Lead Analysis Run 8/2/2022 4:34 PM View: Appendix I Mann-Whitney
Plant McIntosh Client: Southern Company Data: McIntosh LF4 CCR

Mann-Whitney (Wilcoxon Rank Sum)



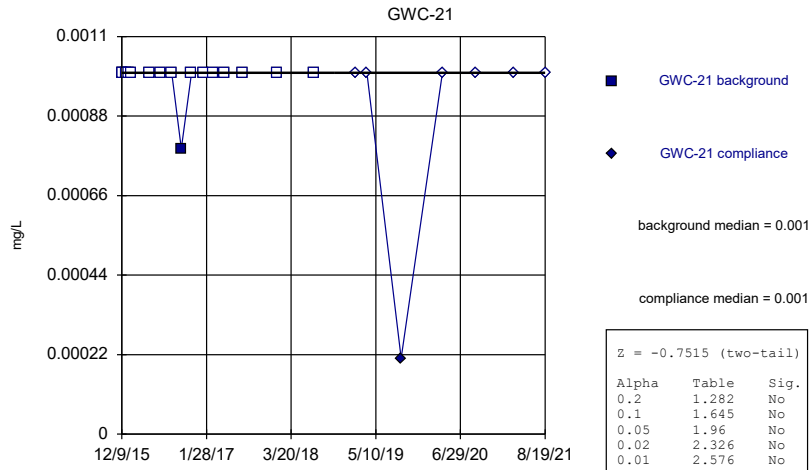
Constituent: Lead Analysis Run 8/2/2022 4:34 PM View: Appendix I Mann-Whitney
 Plant McIntosh Client: Southern Company Data: McIntosh LF4 CCR

Mann-Whitney (Wilcoxon Rank Sum)



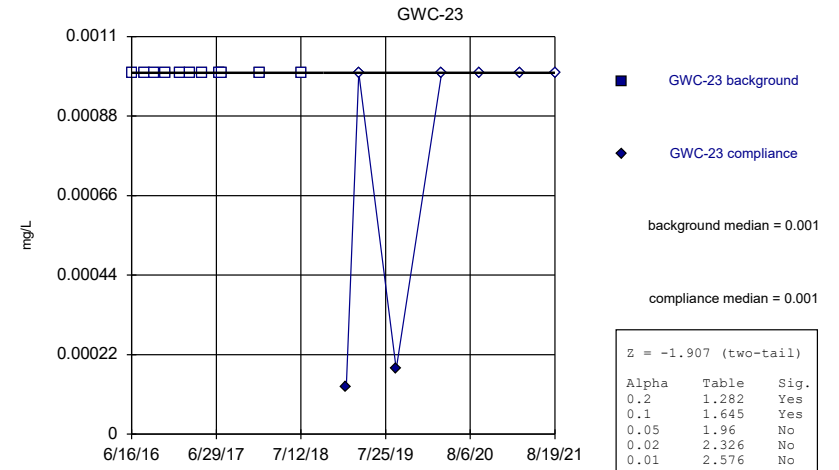
Constituent: Lead Analysis Run 8/2/2022 4:34 PM View: Appendix I Mann-Whitney
 Plant McIntosh Client: Southern Company Data: McIntosh LF4 CCR

Mann-Whitney (Wilcoxon Rank Sum)



Constituent: Lead Analysis Run 8/2/2022 4:34 PM View: Appendix I Mann-Whitney
 Plant McIntosh Client: Southern Company Data: McIntosh LF4 CCR

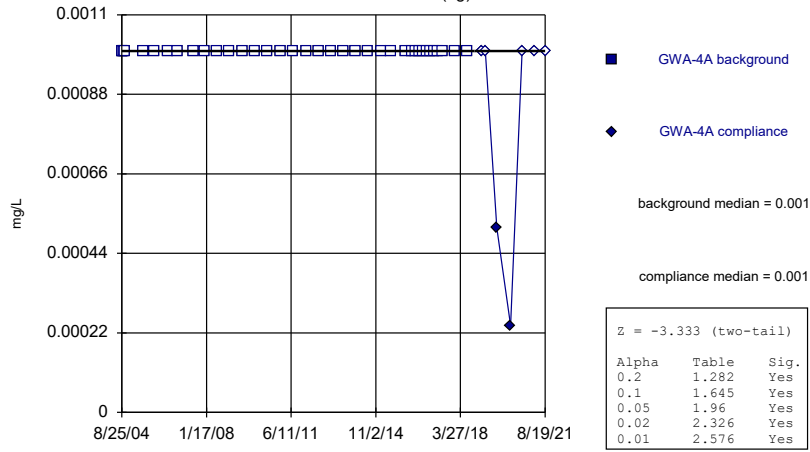
Mann-Whitney (Wilcoxon Rank Sum)



Constituent: Lead Analysis Run 8/2/2022 4:34 PM View: Appendix I Mann-Whitney
 Plant McIntosh Client: Southern Company Data: McIntosh LF4 CCR

Mann-Whitney (Wilcoxon Rank Sum)

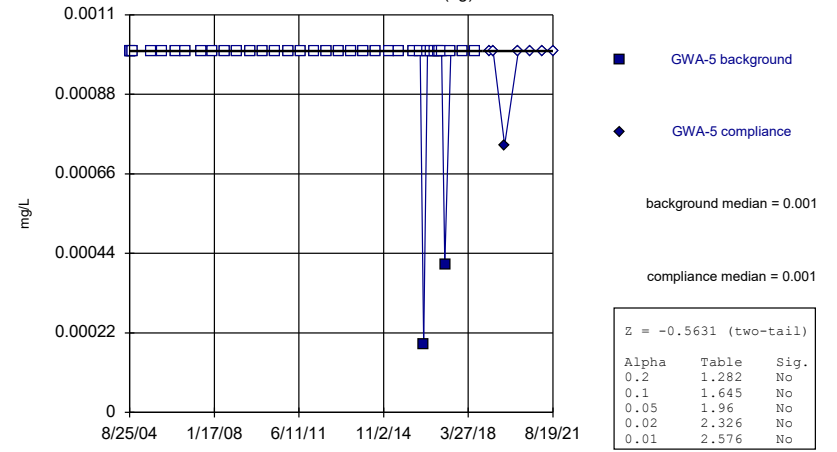
GWA-4A (bg)



Constituent: Lead Analysis Run 8/2/2022 4:34 PM View: Appendix I Mann-Whitney
Plant McIntosh Client: Southern Company Data: McIntosh LF4 CCR

Mann-Whitney (Wilcoxon Rank Sum)

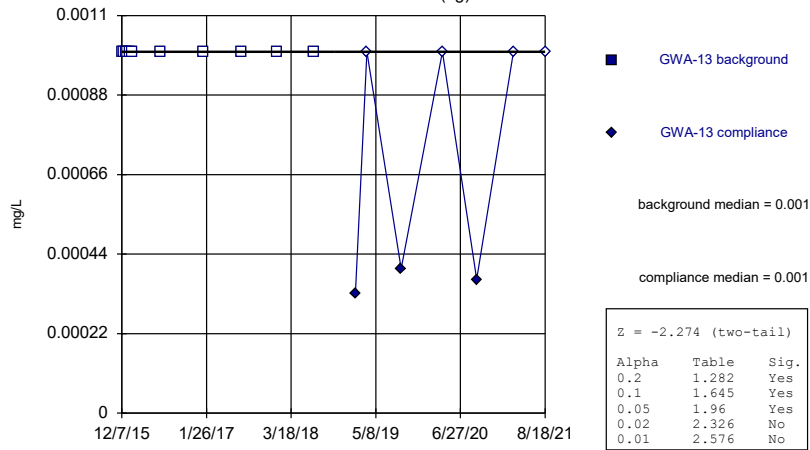
GWA-5 (bg)



Constituent: Lead Analysis Run 8/2/2022 4:34 PM View: Appendix I Mann-Whitney
Plant McIntosh Client: Southern Company Data: McIntosh LF4 CCR

Mann-Whitney (Wilcoxon Rank Sum)

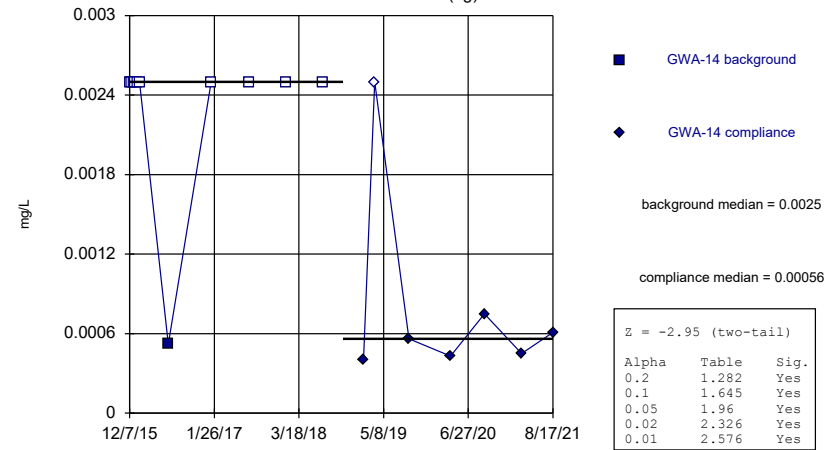
GWA-13 (bg)



Constituent: Nickel Analysis Run 8/2/2022 4:34 PM View: Appendix I Mann-Whitney
Plant McIntosh Client: Southern Company Data: McIntosh LF4 CCR

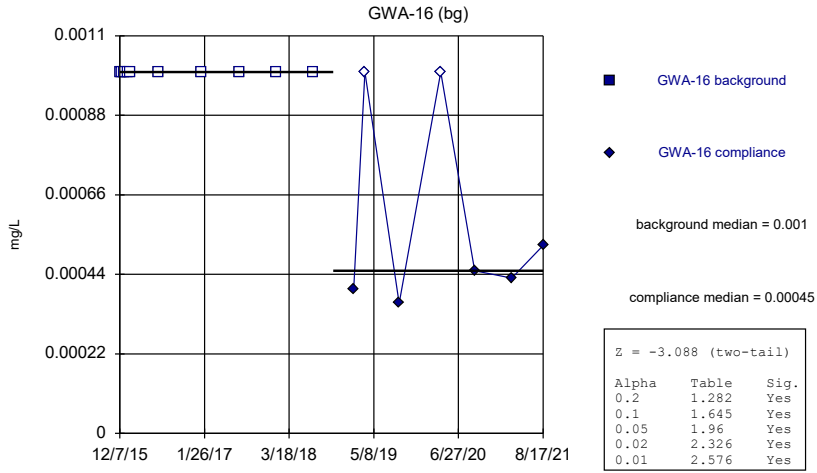
Mann-Whitney (Wilcoxon Rank Sum)

GWA-14 (bg)



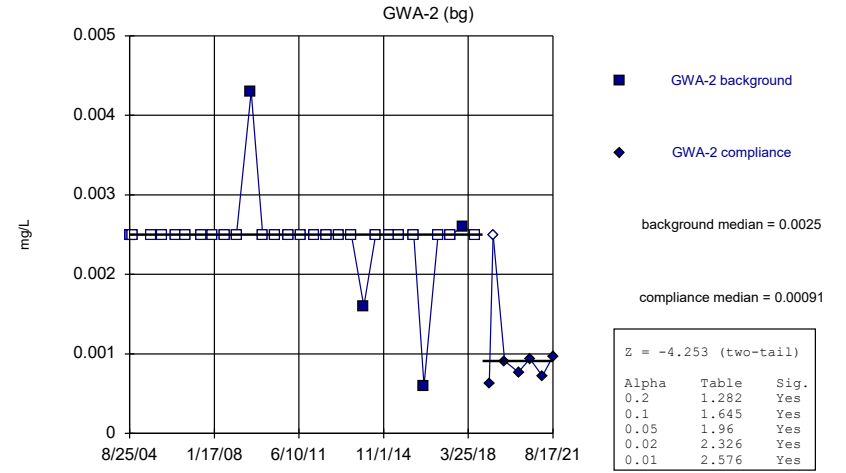
Constituent: Nickel Analysis Run 8/2/2022 4:34 PM View: Appendix I Mann-Whitney
Plant McIntosh Client: Southern Company Data: McIntosh LF4 CCR

Mann-Whitney (Wilcoxon Rank Sum)



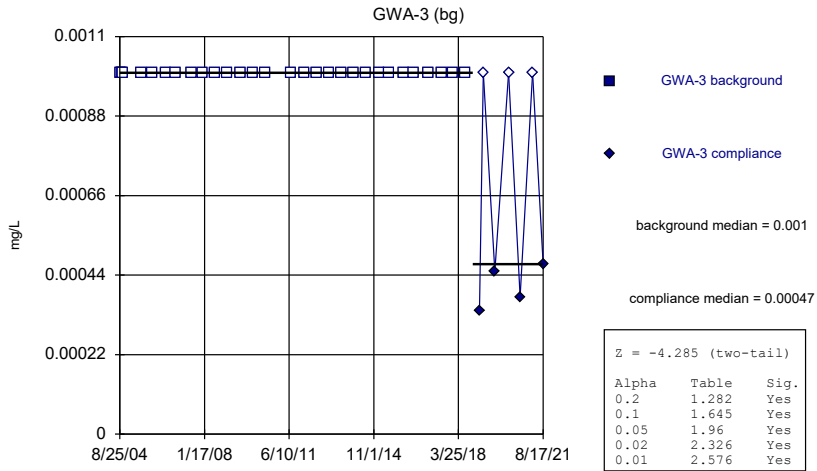
Constituent: Nickel Analysis Run 8/2/2022 4:34 PM View: Appendix I Mann-Whitney
Plant McIntosh Client: Southern Company Data: McIntosh LF4 CCR

Mann-Whitney (Wilcoxon Rank Sum)



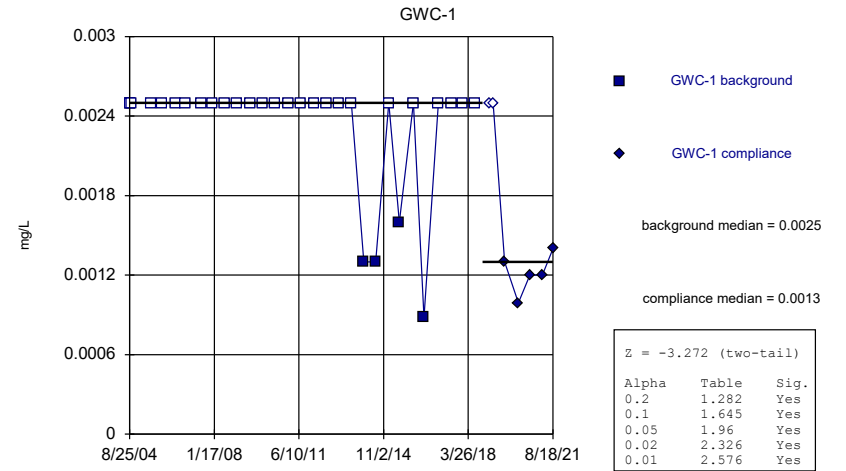
Constituent: Nickel Analysis Run 8/2/2022 4:34 PM View: Appendix I Mann-Whitney
Plant McIntosh Client: Southern Company Data: McIntosh LF4 CCR

Mann-Whitney (Wilcoxon Rank Sum)



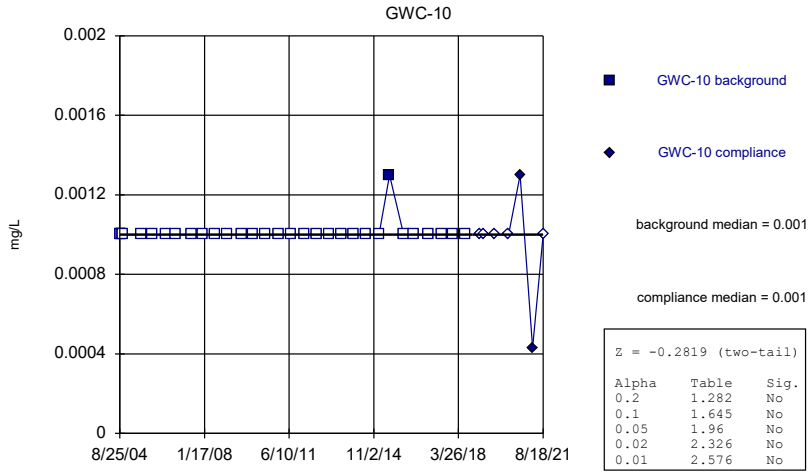
Constituent: Nickel Analysis Run 8/2/2022 4:34 PM View: Appendix I Mann-Whitney
Plant McIntosh Client: Southern Company Data: McIntosh LF4 CCR

Mann-Whitney (Wilcoxon Rank Sum)



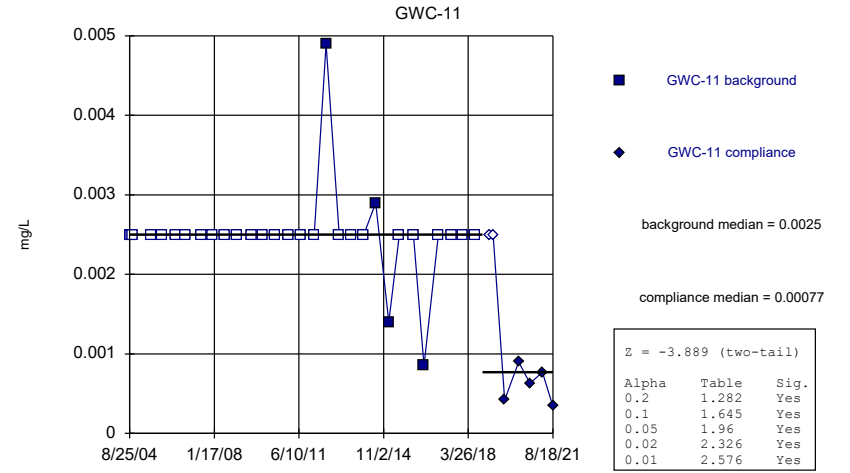
Constituent: Nickel Analysis Run 8/2/2022 4:34 PM View: Appendix I Mann-Whitney
Plant McIntosh Client: Southern Company Data: McIntosh LF4 CCR

Mann-Whitney (Wilcoxon Rank Sum)



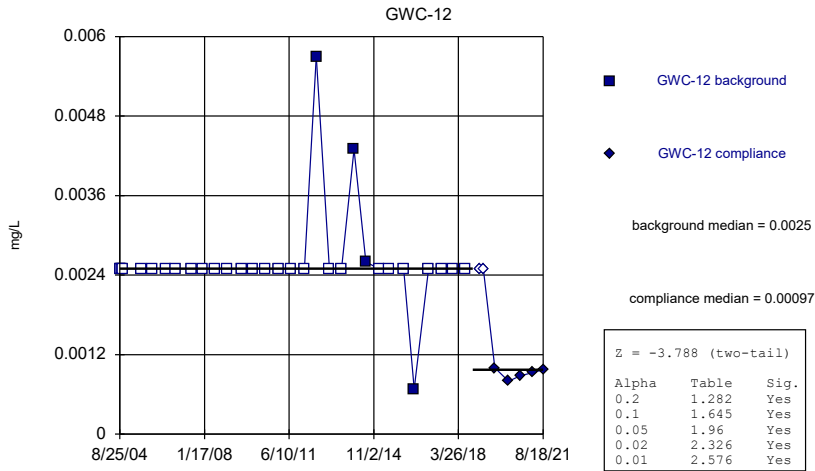
Constituent: Nickel Analysis Run 8/2/2022 4:34 PM View: Appendix I Mann-Whitney
Plant McIntosh Client: Southern Company Data: McIntosh LF4 CCR

Mann-Whitney (Wilcoxon Rank Sum)



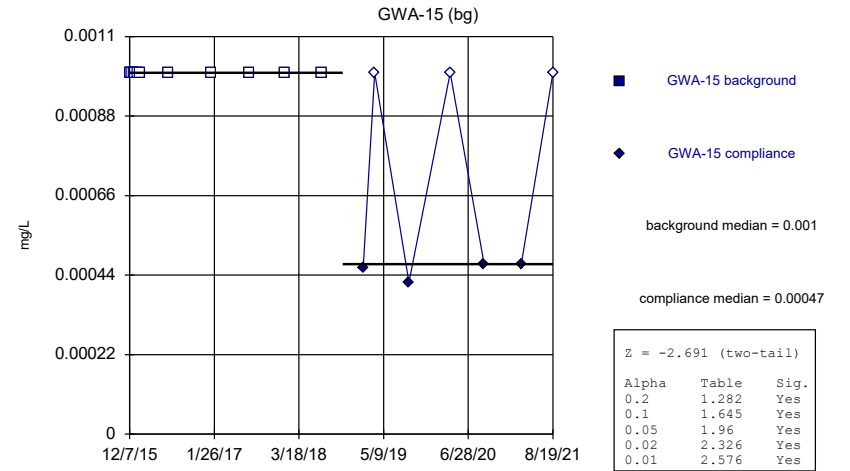
Constituent: Nickel Analysis Run 8/2/2022 4:34 PM View: Appendix I Mann-Whitney
Plant McIntosh Client: Southern Company Data: McIntosh LF4 CCR

Mann-Whitney (Wilcoxon Rank Sum)



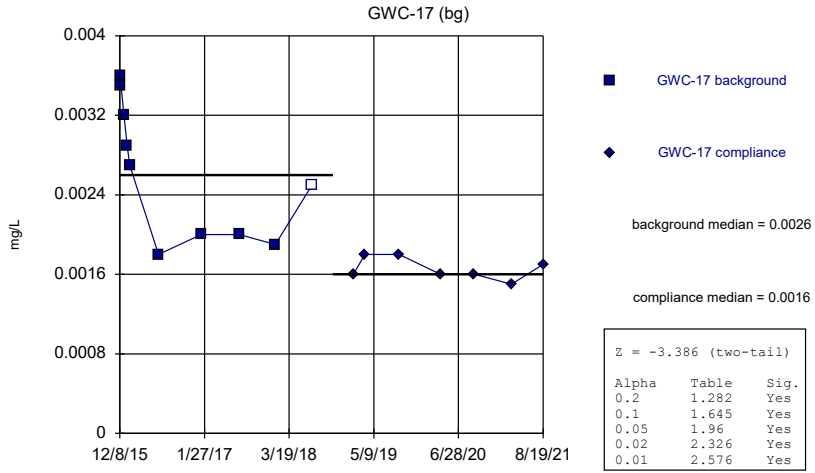
Constituent: Nickel Analysis Run 8/2/2022 4:34 PM View: Appendix I Mann-Whitney
Plant McIntosh Client: Southern Company Data: McIntosh LF4 CCR

Mann-Whitney (Wilcoxon Rank Sum)



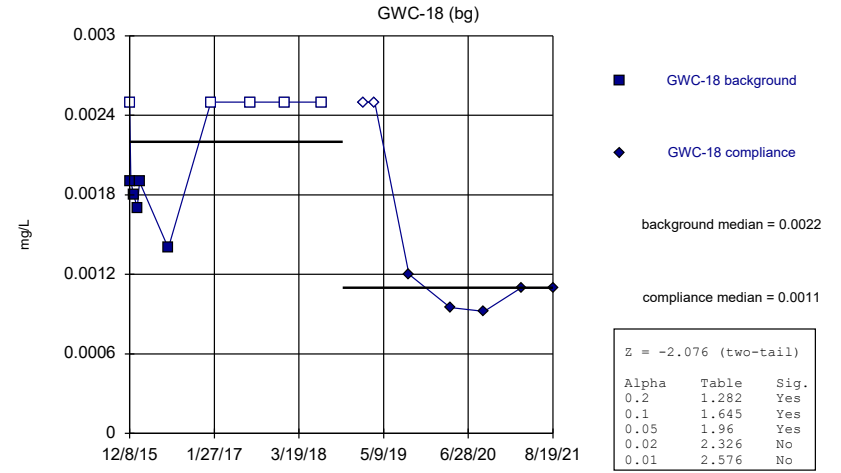
Constituent: Nickel Analysis Run 8/2/2022 4:34 PM View: Appendix I Mann-Whitney
Plant McIntosh Client: Southern Company Data: McIntosh LF4 CCR

Mann-Whitney (Wilcoxon Rank Sum)



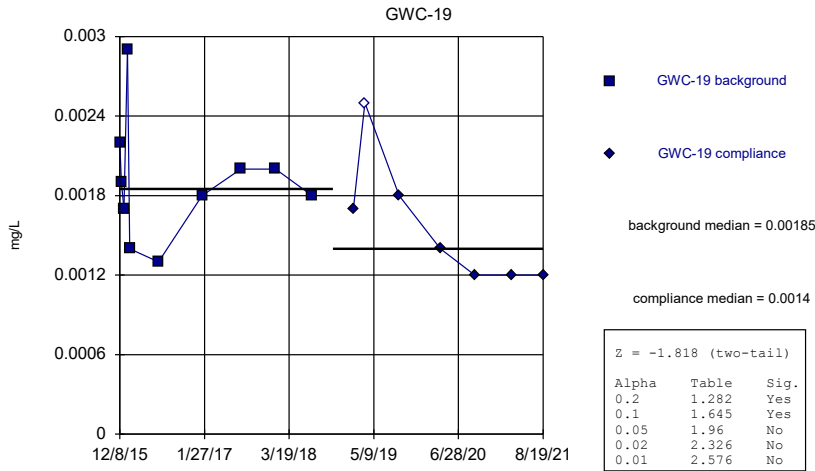
Constituent: Nickel Analysis Run 8/2/2022 4:34 PM View: Appendix I Mann-Whitney
Plant McIntosh Client: Southern Company Data: McIntosh LF4 CCR

Mann-Whitney (Wilcoxon Rank Sum)



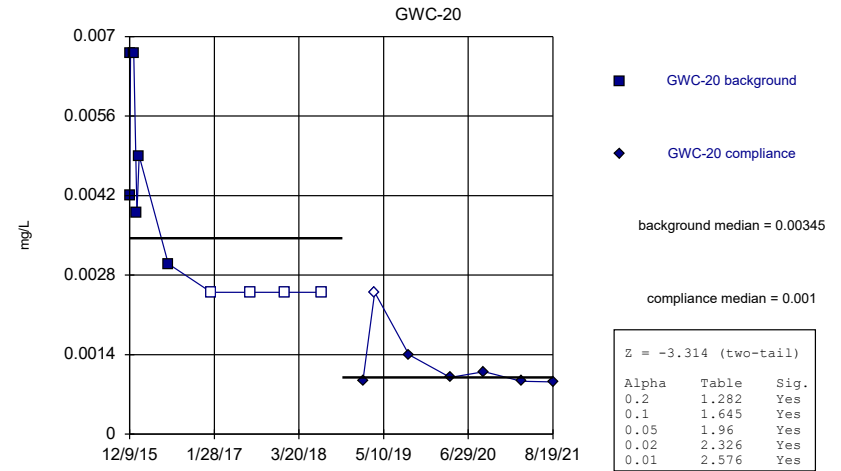
Constituent: Nickel Analysis Run 8/2/2022 4:34 PM View: Appendix I Mann-Whitney
Plant McIntosh Client: Southern Company Data: McIntosh LF4 CCR

Mann-Whitney (Wilcoxon Rank Sum)



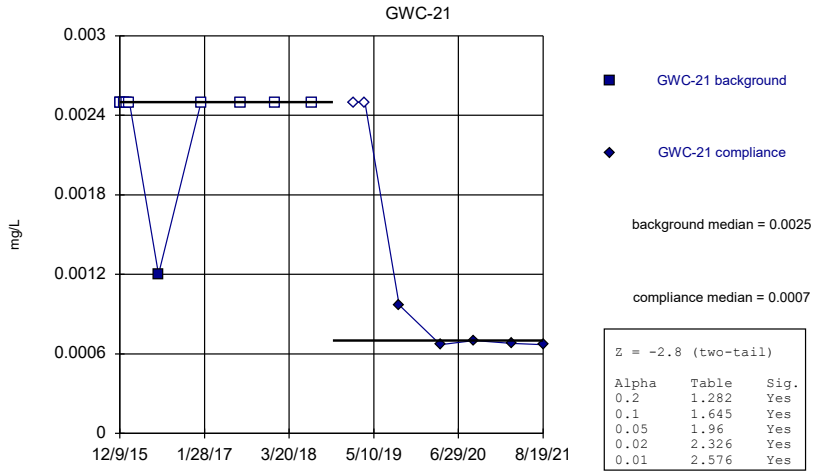
Constituent: Nickel Analysis Run 8/2/2022 4:34 PM View: Appendix I Mann-Whitney
Plant McIntosh Client: Southern Company Data: McIntosh LF4 CCR

Mann-Whitney (Wilcoxon Rank Sum)



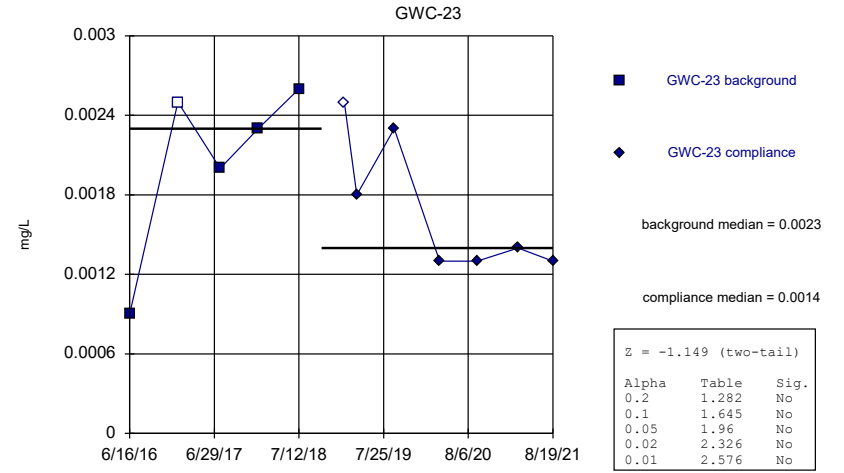
Constituent: Nickel Analysis Run 8/2/2022 4:34 PM View: Appendix I Mann-Whitney
Plant McIntosh Client: Southern Company Data: McIntosh LF4 CCR

Mann-Whitney (Wilcoxon Rank Sum)



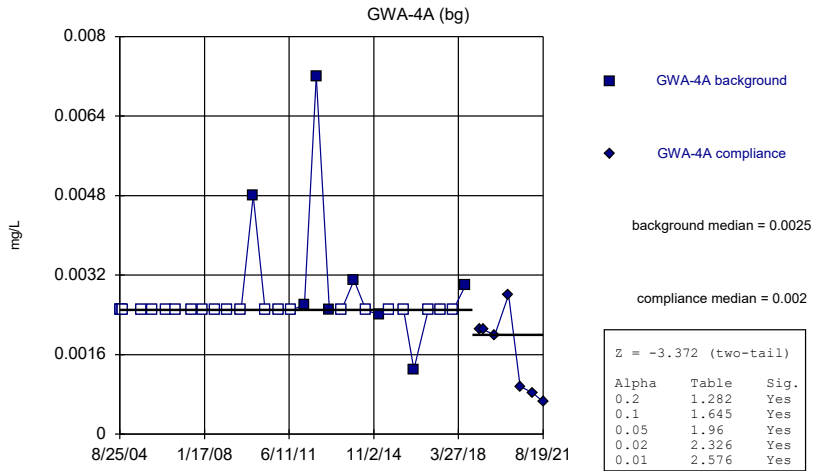
Constituent: Nickel Analysis Run 8/2/2022 4:34 PM View: Appendix I Mann-Whitney
Plant McIntosh Client: Southern Company Data: McIntosh LF4 CCR

Mann-Whitney (Wilcoxon Rank Sum)



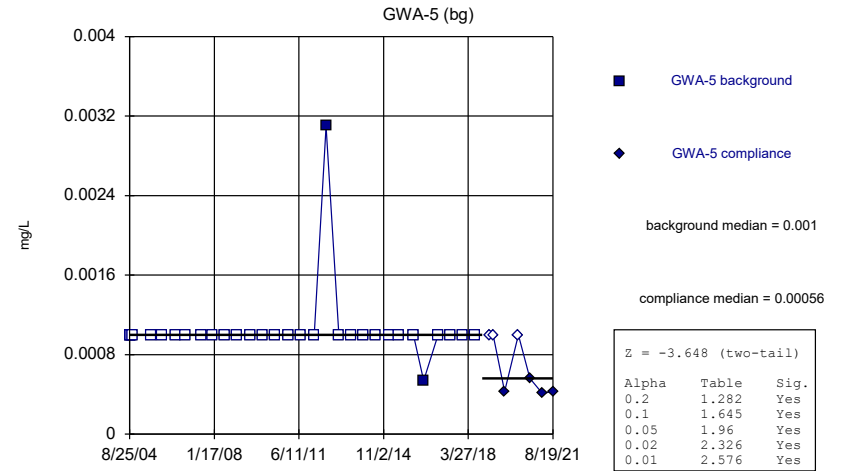
Constituent: Nickel Analysis Run 8/2/2022 4:34 PM View: Appendix I Mann-Whitney
Plant McIntosh Client: Southern Company Data: McIntosh LF4 CCR

Mann-Whitney (Wilcoxon Rank Sum)



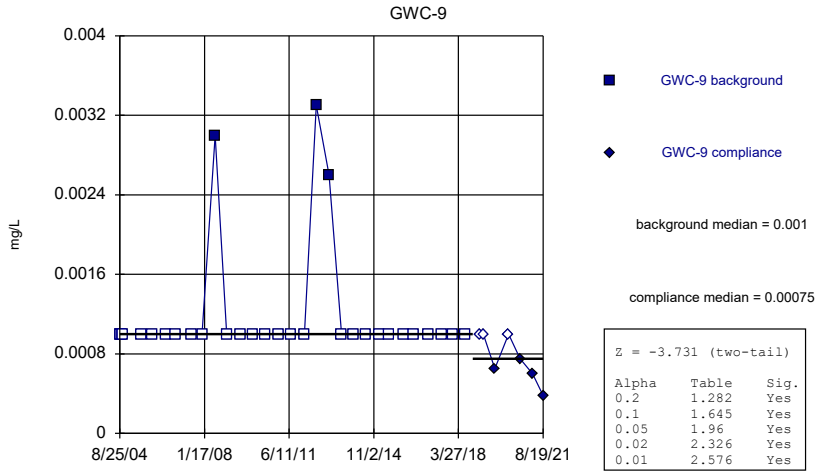
Constituent: Nickel Analysis Run 8/2/2022 4:34 PM View: Appendix I Mann-Whitney
Plant McIntosh Client: Southern Company Data: McIntosh LF4 CCR

Mann-Whitney (Wilcoxon Rank Sum)



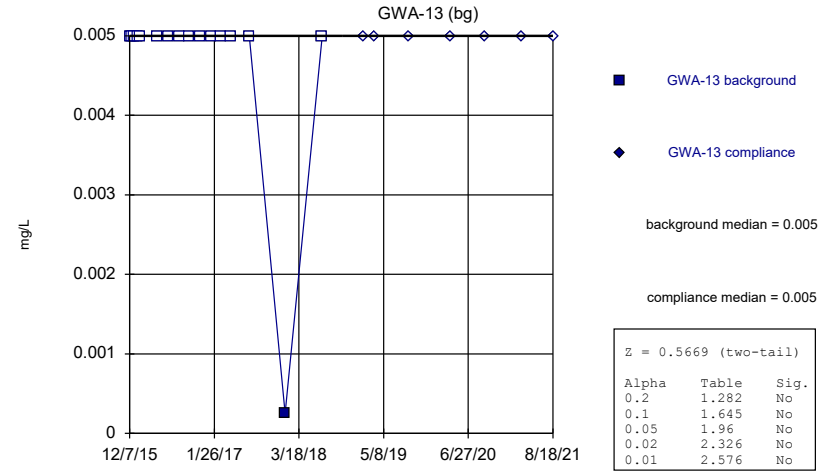
Constituent: Nickel Analysis Run 8/2/2022 4:34 PM View: Appendix I Mann-Whitney
Plant McIntosh Client: Southern Company Data: McIntosh LF4 CCR

Mann-Whitney (Wilcoxon Rank Sum)



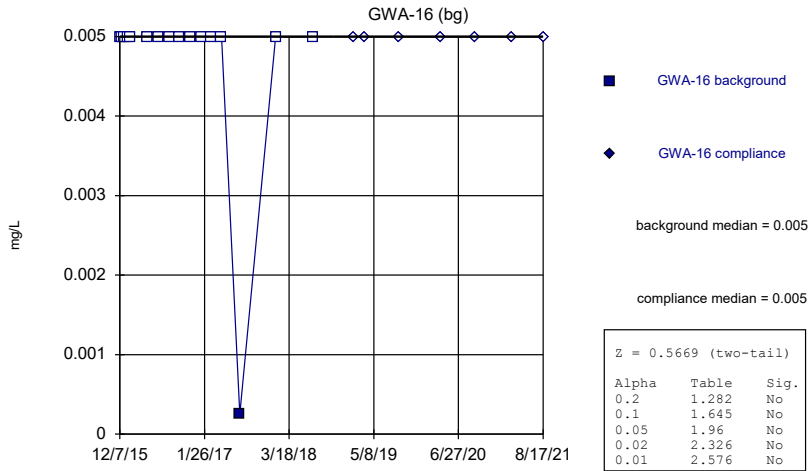
Constituent: Nickel Analysis Run 8/2/2022 4:34 PM View: Appendix I Mann-Whitney
Plant McIntosh Client: Southern Company Data: McIntosh LF4 CCR

Mann-Whitney (Wilcoxon Rank Sum)



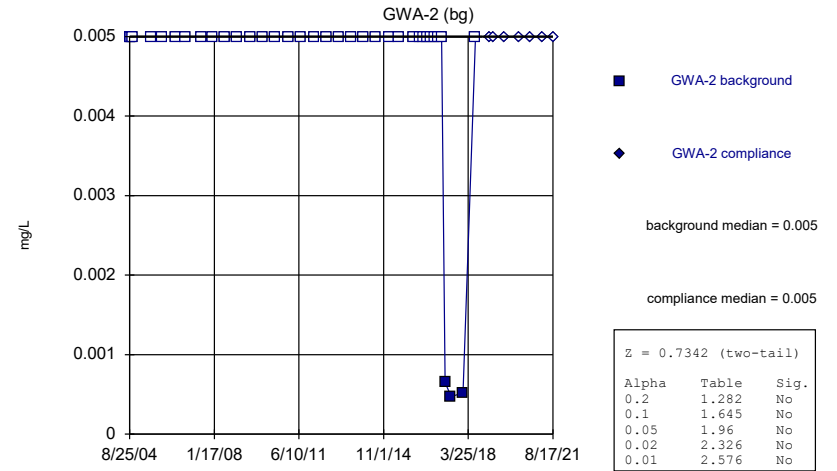
Constituent: Selenium Analysis Run 8/2/2022 4:34 PM View: Appendix I Mann-Whitney
Plant McIntosh Client: Southern Company Data: McIntosh LF4 CCR

Mann-Whitney (Wilcoxon Rank Sum)



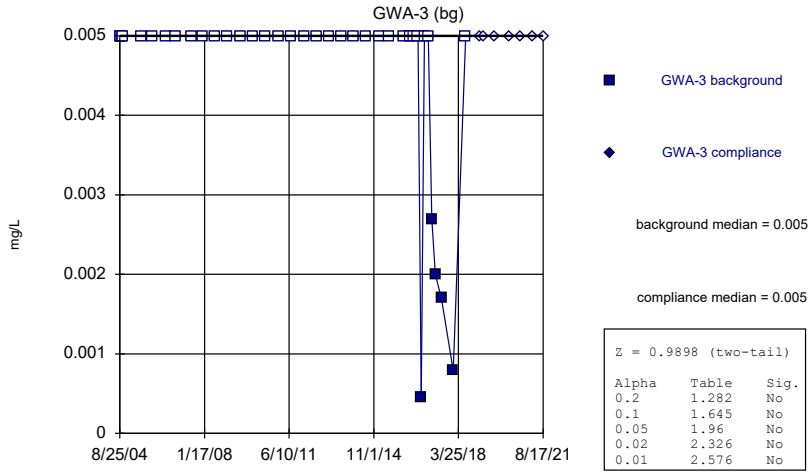
Constituent: Selenium Analysis Run 8/2/2022 4:34 PM View: Appendix I Mann-Whitney
Plant McIntosh Client: Southern Company Data: McIntosh LF4 CCR

Mann-Whitney (Wilcoxon Rank Sum)



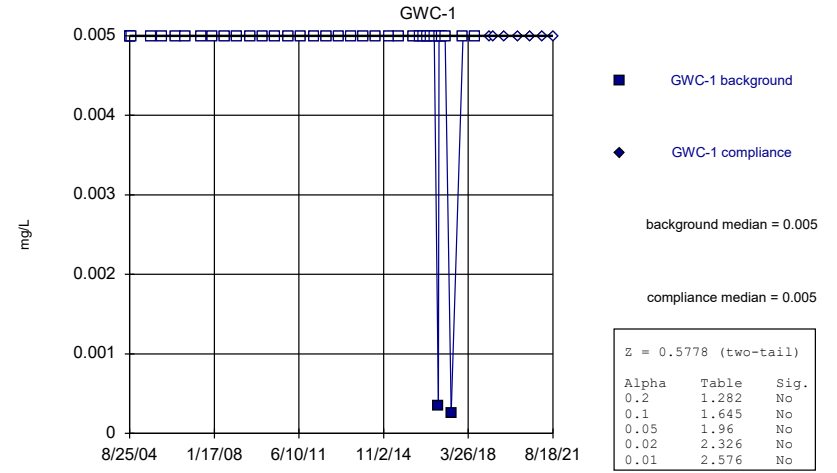
Constituent: Selenium Analysis Run 8/2/2022 4:34 PM View: Appendix I Mann-Whitney
Plant McIntosh Client: Southern Company Data: McIntosh LF4 CCR

Mann-Whitney (Wilcoxon Rank Sum)



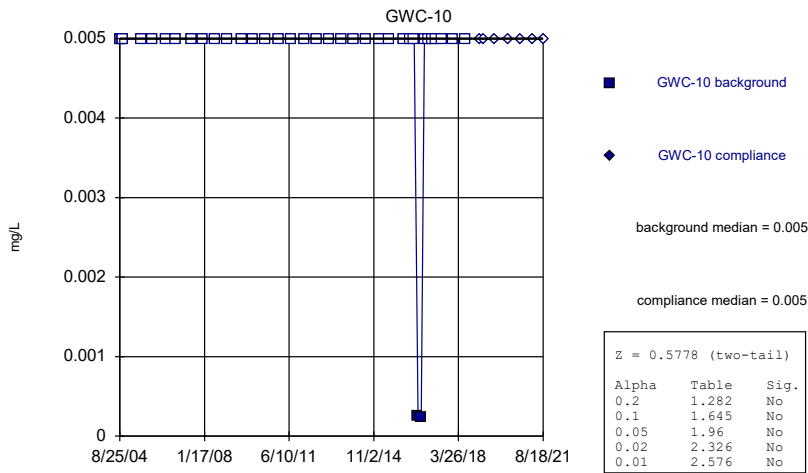
Constituent: Selenium Analysis Run 8/2/2022 4:34 PM View: Appendix I Mann-Whitney
Plant McIntosh Client: Southern Company Data: McIntosh LF4 CCR

Mann-Whitney (Wilcoxon Rank Sum)



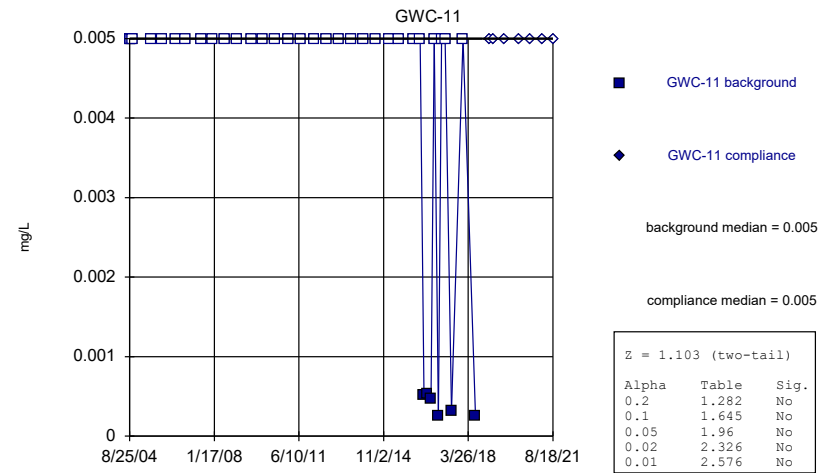
Constituent: Selenium Analysis Run 8/2/2022 4:34 PM View: Appendix I Mann-Whitney
Plant McIntosh Client: Southern Company Data: McIntosh LF4 CCR

Mann-Whitney (Wilcoxon Rank Sum)

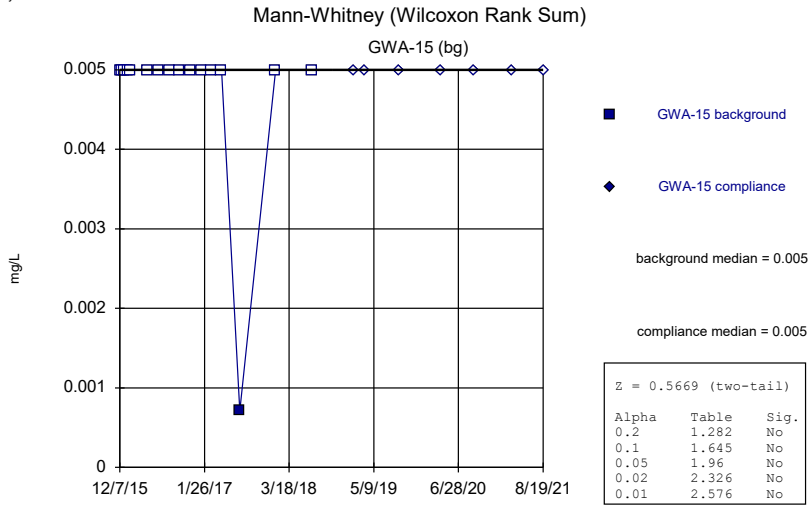


Constituent: Selenium Analysis Run 8/2/2022 4:34 PM View: Appendix I Mann-Whitney
Plant McIntosh Client: Southern Company Data: McIntosh LF4 CCR

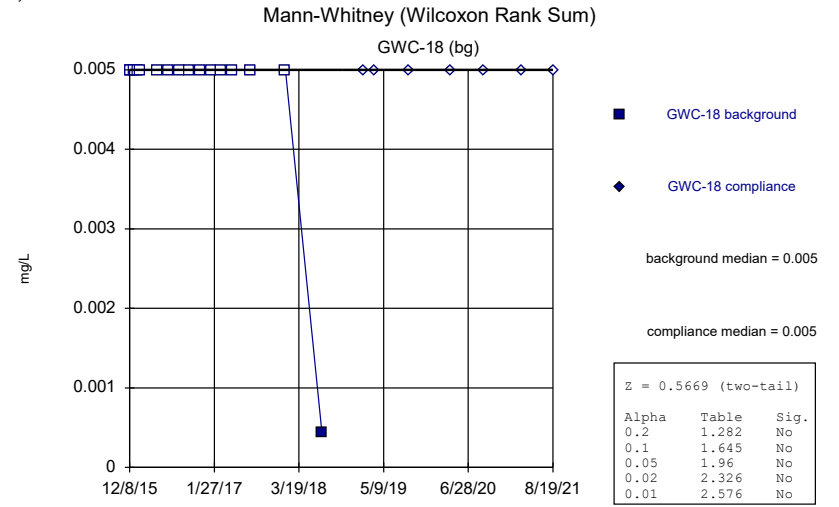
Mann-Whitney (Wilcoxon Rank Sum)



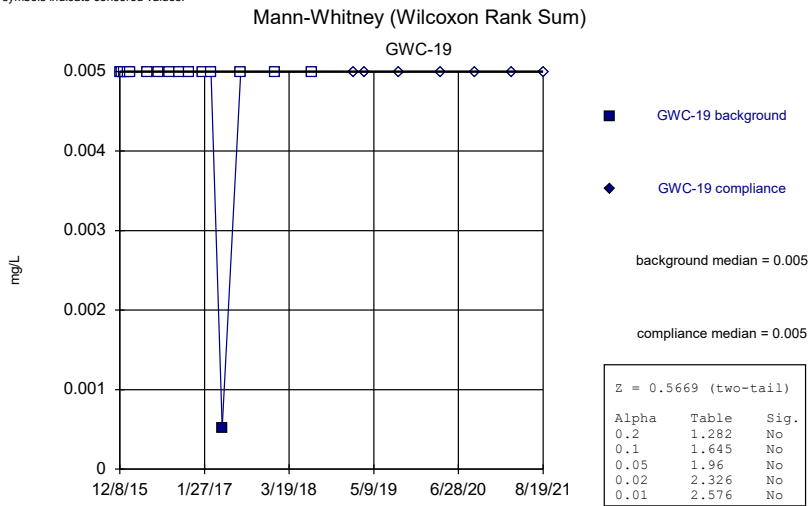
Constituent: Selenium Analysis Run 8/2/2022 4:34 PM View: Appendix I Mann-Whitney
Plant McIntosh Client: Southern Company Data: McIntosh LF4 CCR



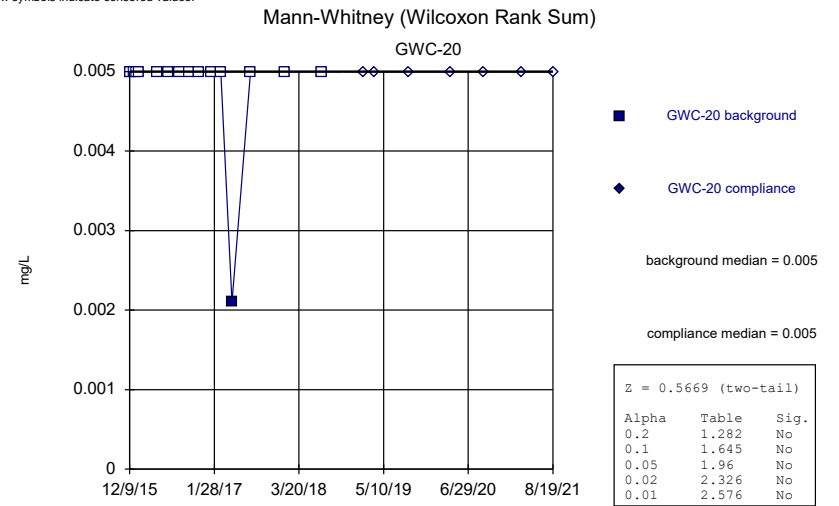
Constituent: Selenium Analysis Run 8/2/2022 4:34 PM View: Appendix I Mann-Whitney
 Plant McIntosh Client: Southern Company Data: McIntosh LF4 CCR



Constituent: Selenium Analysis Run 8/2/2022 4:34 PM View: Appendix I Mann-Whitney
 Plant McIntosh Client: Southern Company Data: McIntosh LF4 CCR

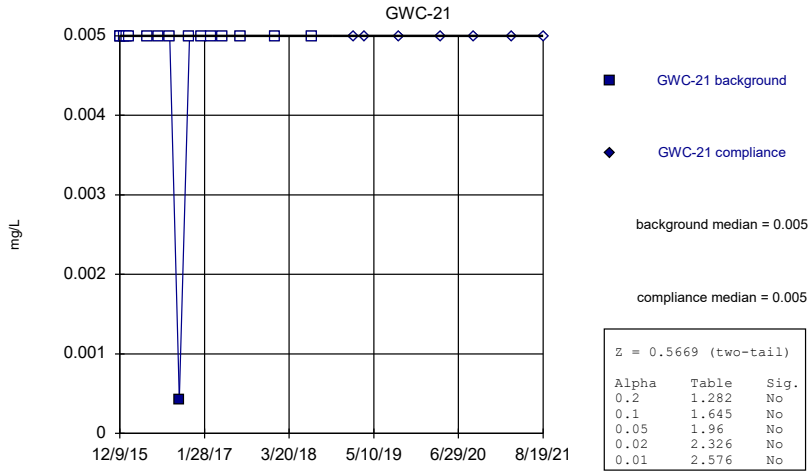


Constituent: Selenium Analysis Run 8/2/2022 4:34 PM View: Appendix I Mann-Whitney
 Plant McIntosh Client: Southern Company Data: McIntosh LF4 CCR



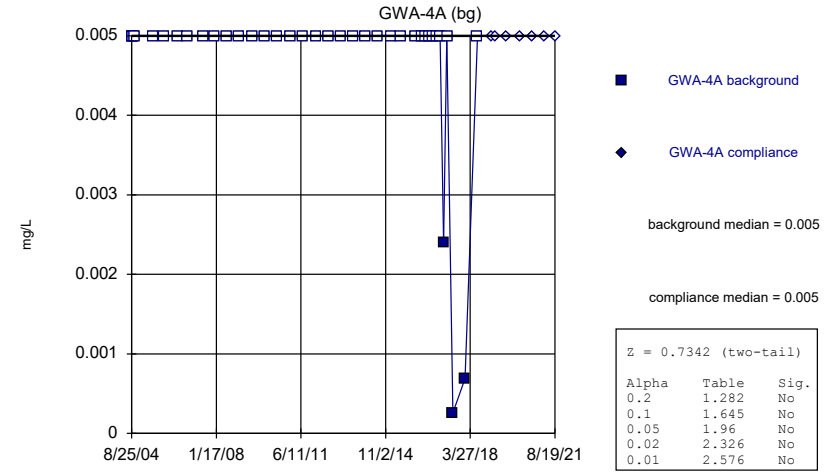
Constituent: Selenium Analysis Run 8/2/2022 4:34 PM View: Appendix I Mann-Whitney
 Plant McIntosh Client: Southern Company Data: McIntosh LF4 CCR

Mann-Whitney (Wilcoxon Rank Sum)



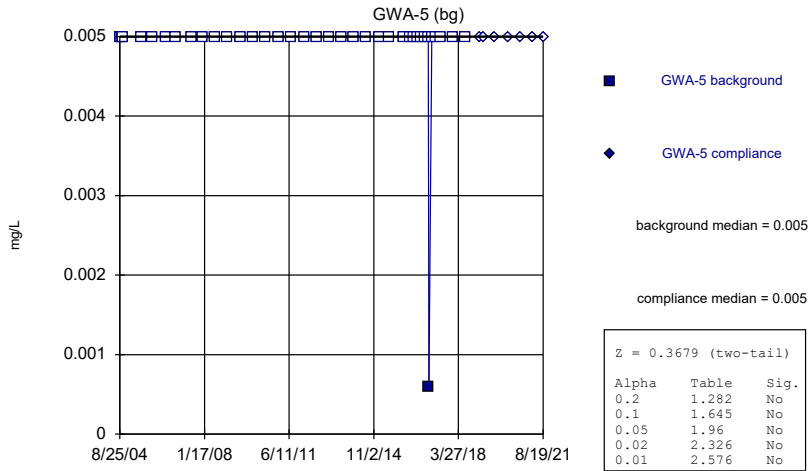
Constituent: Selenium Analysis Run 8/2/2022 4:34 PM View: Appendix I Mann-Whitney
 Plant McIntosh Client: Southern Company Data: McIntosh LF4 CCR

Mann-Whitney (Wilcoxon Rank Sum)



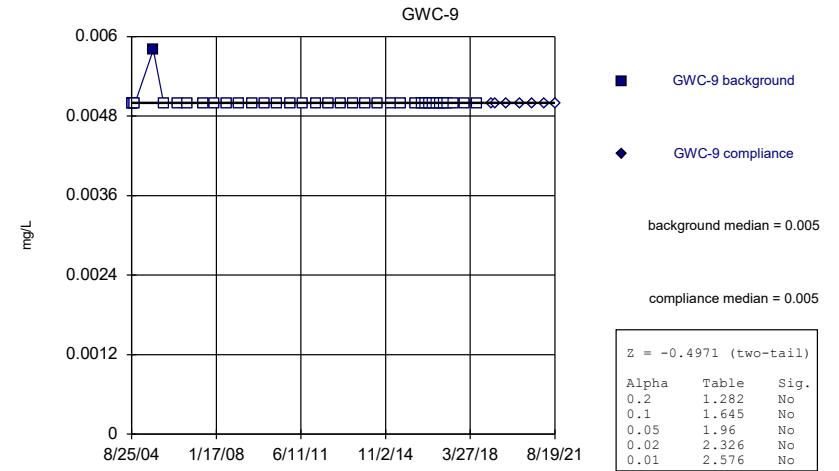
Constituent: Selenium Analysis Run 8/2/2022 4:34 PM View: Appendix I Mann-Whitney
 Plant McIntosh Client: Southern Company Data: McIntosh LF4 CCR

Mann-Whitney (Wilcoxon Rank Sum)



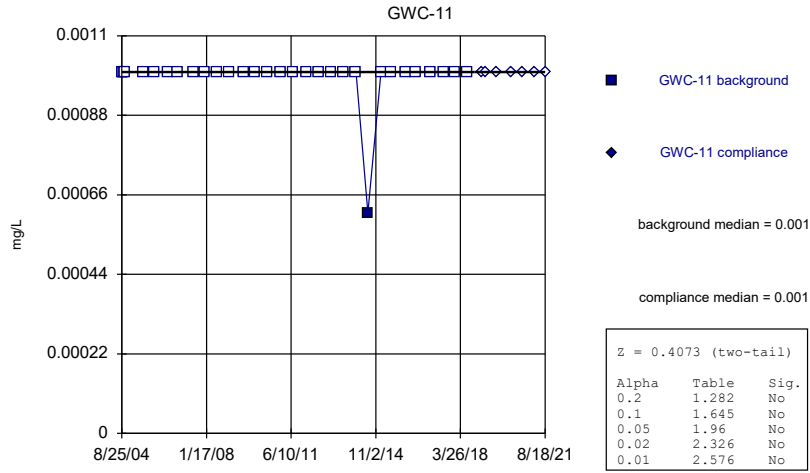
Constituent: Selenium Analysis Run 8/2/2022 4:34 PM View: Appendix I Mann-Whitney
 Plant McIntosh Client: Southern Company Data: McIntosh LF4 CCR

Mann-Whitney (Wilcoxon Rank Sum)



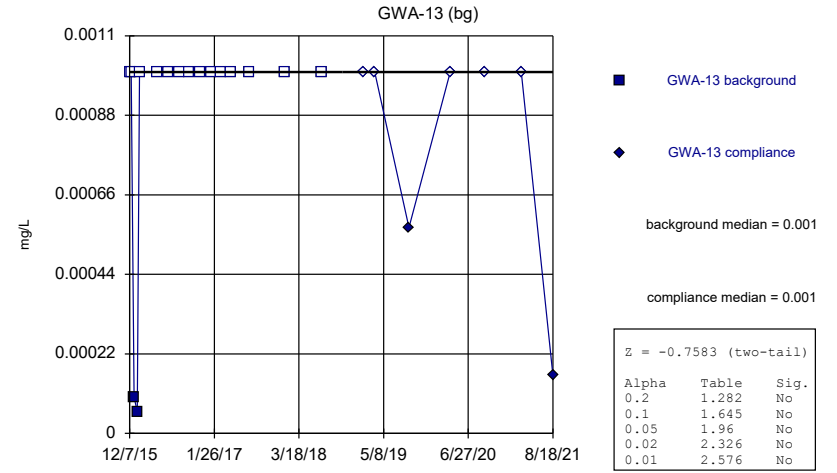
Constituent: Selenium Analysis Run 8/2/2022 4:34 PM View: Appendix I Mann-Whitney
 Plant McIntosh Client: Southern Company Data: McIntosh LF4 CCR

Mann-Whitney (Wilcoxon Rank Sum)



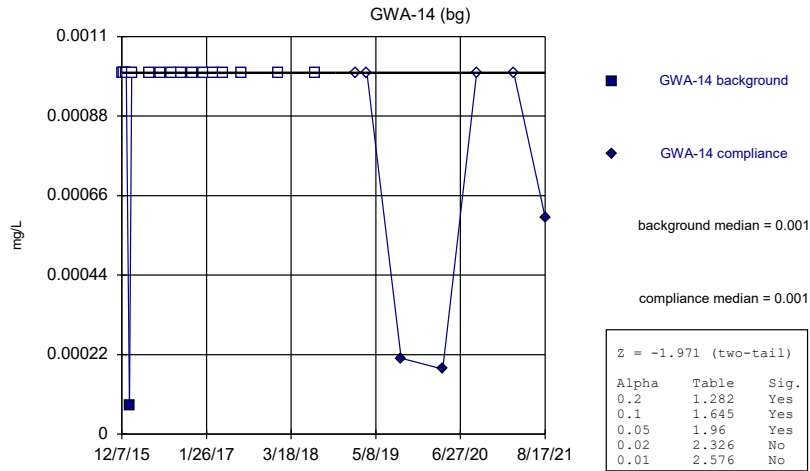
Constituent: Silver Analysis Run 8/2/2022 4:34 PM View: Appendix I Mann-Whitney
Plant McIntosh Client: Southern Company Data: McIntosh LF4 CCR

Mann-Whitney (Wilcoxon Rank Sum)



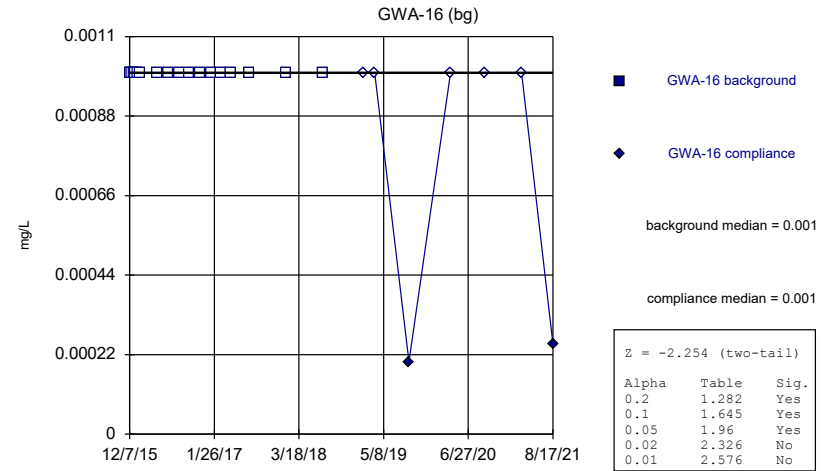
Constituent: Thallium Analysis Run 8/2/2022 4:35 PM View: Appendix I Mann-Whitney
Plant McIntosh Client: Southern Company Data: McIntosh LF4 CCR

Mann-Whitney (Wilcoxon Rank Sum)



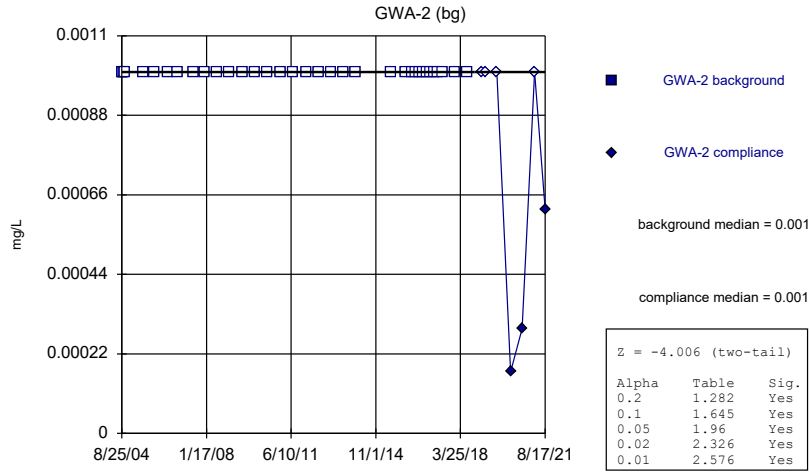
Constituent: Thallium Analysis Run 8/2/2022 4:35 PM View: Appendix I Mann-Whitney
Plant McIntosh Client: Southern Company Data: McIntosh LF4 CCR

Mann-Whitney (Wilcoxon Rank Sum)



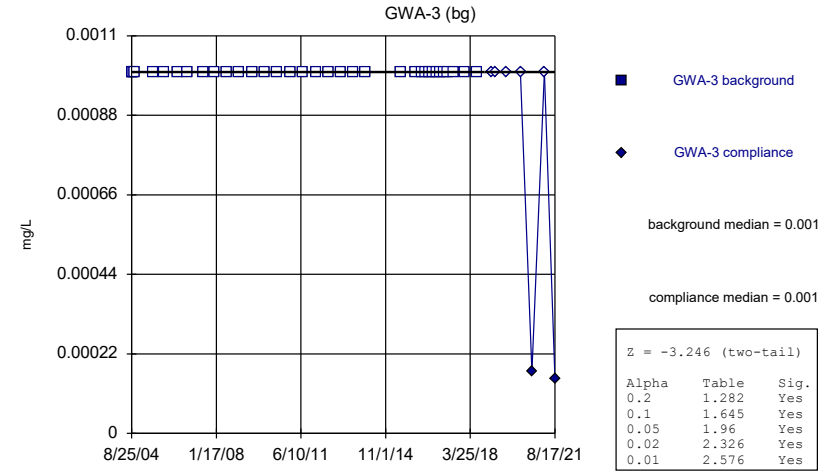
Constituent: Thallium Analysis Run 8/2/2022 4:35 PM View: Appendix I Mann-Whitney
Plant McIntosh Client: Southern Company Data: McIntosh LF4 CCR

Mann-Whitney (Wilcoxon Rank Sum)



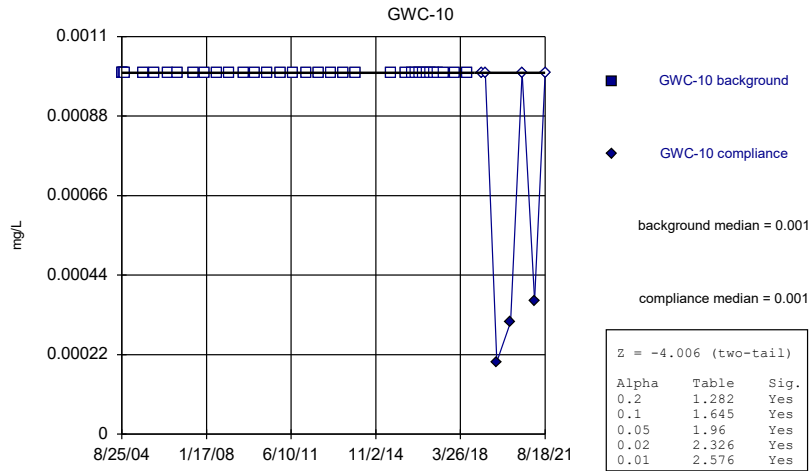
Constituent: Thallium Analysis Run 8/2/2022 4:35 PM View: Appendix I Mann-Whitney
Plant McIntosh Client: Southern Company Data: McIntosh LF4 CCR

Mann-Whitney (Wilcoxon Rank Sum)



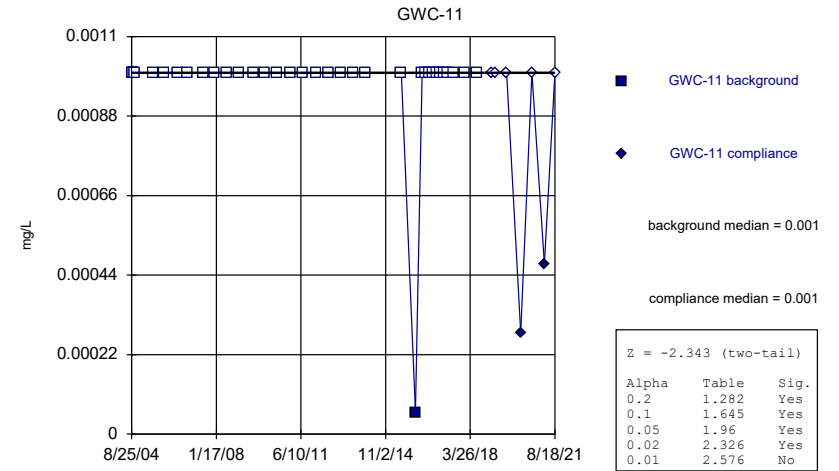
Constituent: Thallium Analysis Run 8/2/2022 4:35 PM View: Appendix I Mann-Whitney
Plant McIntosh Client: Southern Company Data: McIntosh LF4 CCR

Mann-Whitney (Wilcoxon Rank Sum)



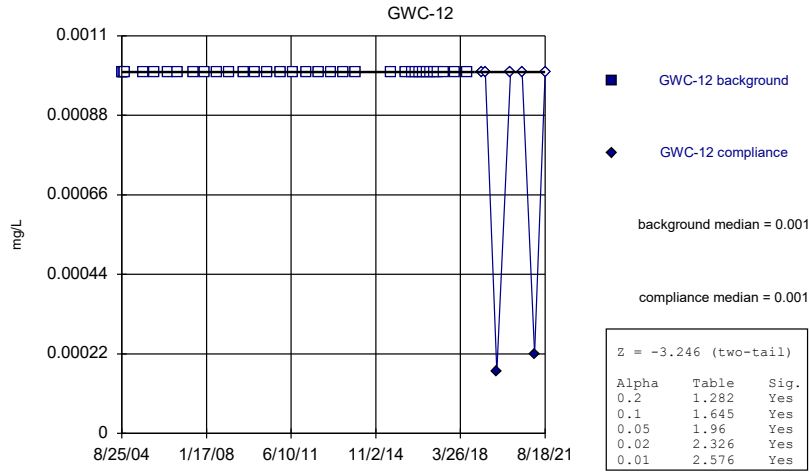
Constituent: Thallium Analysis Run 8/2/2022 4:35 PM View: Appendix I Mann-Whitney
Plant McIntosh Client: Southern Company Data: McIntosh LF4 CCR

Mann-Whitney (Wilcoxon Rank Sum)



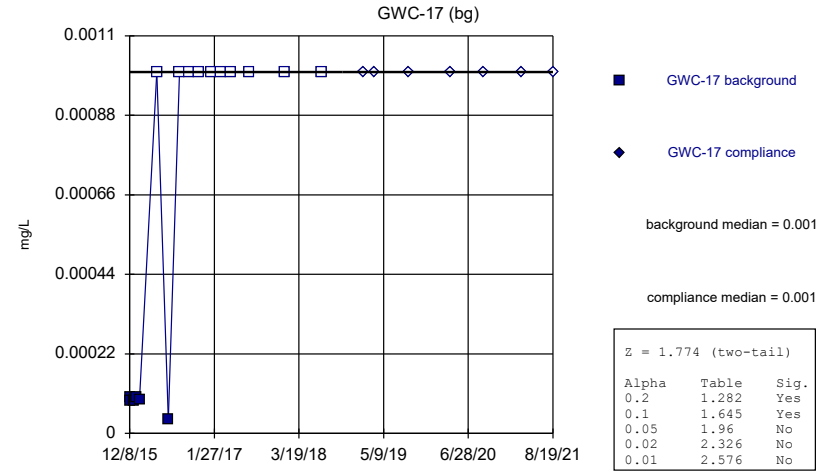
Constituent: Thallium Analysis Run 8/2/2022 4:35 PM View: Appendix I Mann-Whitney
Plant McIntosh Client: Southern Company Data: McIntosh LF4 CCR

Mann-Whitney (Wilcoxon Rank Sum)



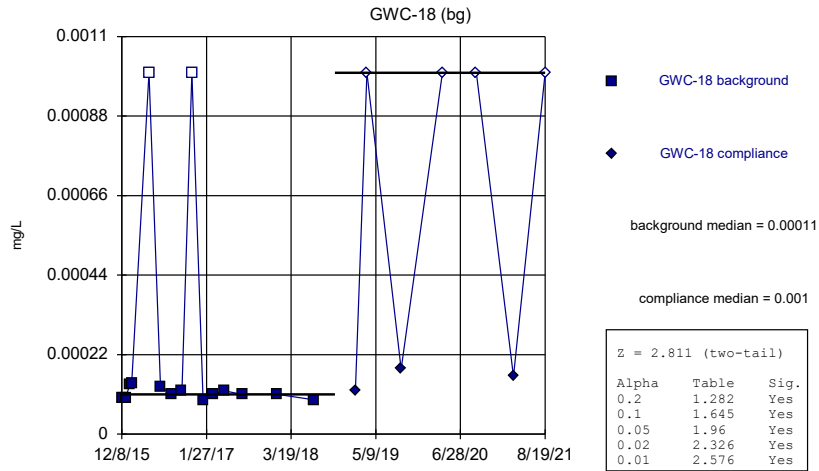
Constituent: Thallium Analysis Run 8/2/2022 4:35 PM View: Appendix I Mann-Whitney
Plant McIntosh Client: Southern Company Data: McIntosh LF4 CCR

Mann-Whitney (Wilcoxon Rank Sum)



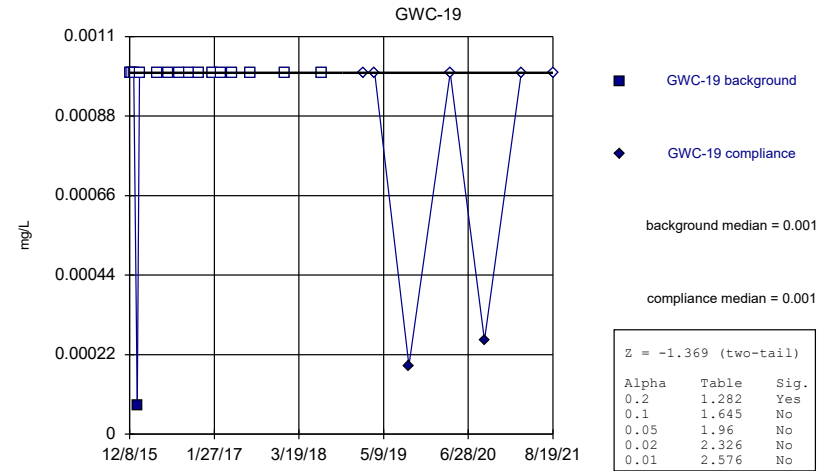
Constituent: Thallium Analysis Run 8/2/2022 4:35 PM View: Appendix I Mann-Whitney
Plant McIntosh Client: Southern Company Data: McIntosh LF4 CCR

Mann-Whitney (Wilcoxon Rank Sum)



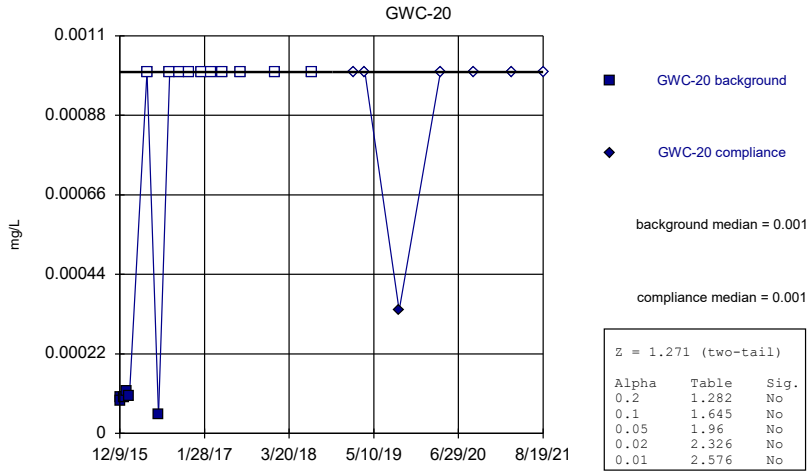
Constituent: Thallium Analysis Run 8/2/2022 4:35 PM View: Appendix I Mann-Whitney
Plant McIntosh Client: Southern Company Data: McIntosh LF4 CCR

Mann-Whitney (Wilcoxon Rank Sum)



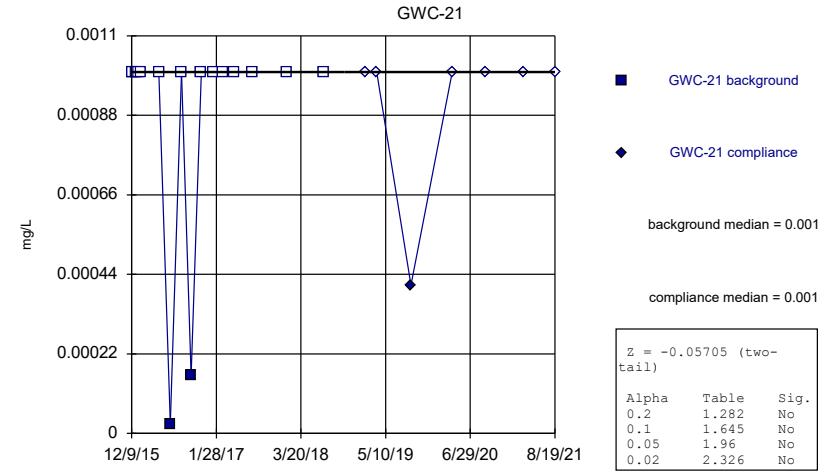
Constituent: Thallium Analysis Run 8/2/2022 4:35 PM View: Appendix I Mann-Whitney
Plant McIntosh Client: Southern Company Data: McIntosh LF4 CCR

Mann-Whitney (Wilcoxon Rank Sum)



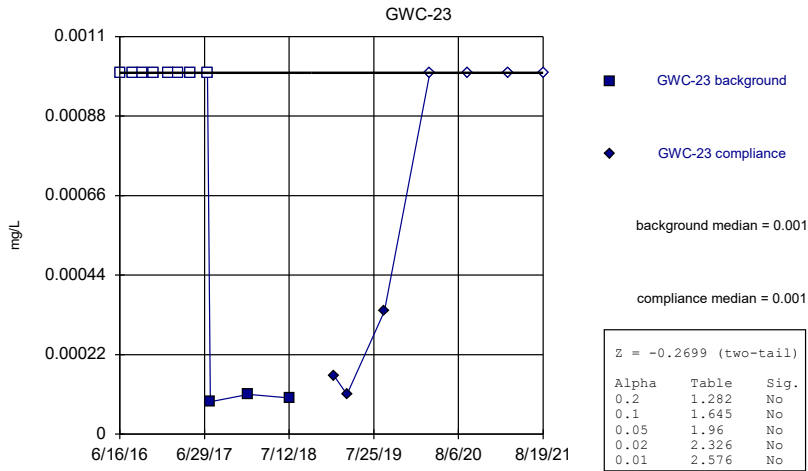
Constituent: Thallium Analysis Run 8/2/2022 4:35 PM View: Appendix I Mann-Whitney
Plant McIntosh Client: Southern Company Data: McIntosh LF4 CCR

Mann-Whitney (Wilcoxon Rank Sum)



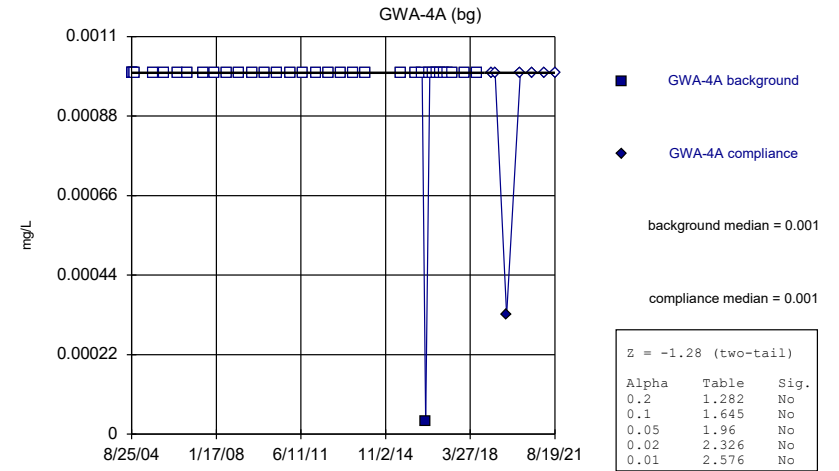
Constituent: Thallium Analysis Run 8/2/2022 4:35 PM View: Appendix I Mann-Whitney
Plant McIntosh Client: Southern Company Data: McIntosh LF4 CCR

Mann-Whitney (Wilcoxon Rank Sum)



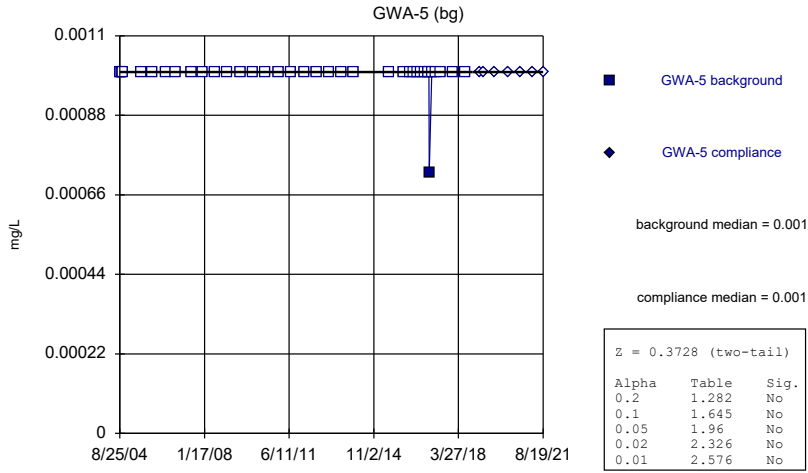
Constituent: Thallium Analysis Run 8/2/2022 4:35 PM View: Appendix I Mann-Whitney
Plant McIntosh Client: Southern Company Data: McIntosh LF4 CCR

Mann-Whitney (Wilcoxon Rank Sum)



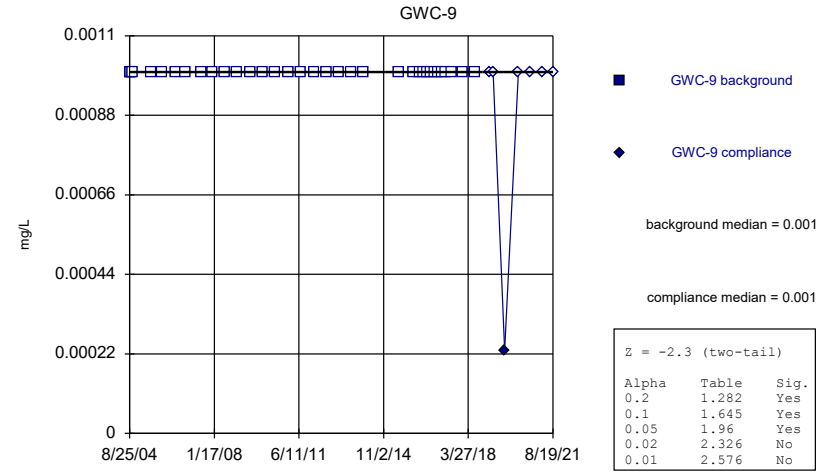
Constituent: Thallium Analysis Run 8/2/2022 4:35 PM View: Appendix I Mann-Whitney
Plant McIntosh Client: Southern Company Data: McIntosh LF4 CCR

Mann-Whitney (Wilcoxon Rank Sum)



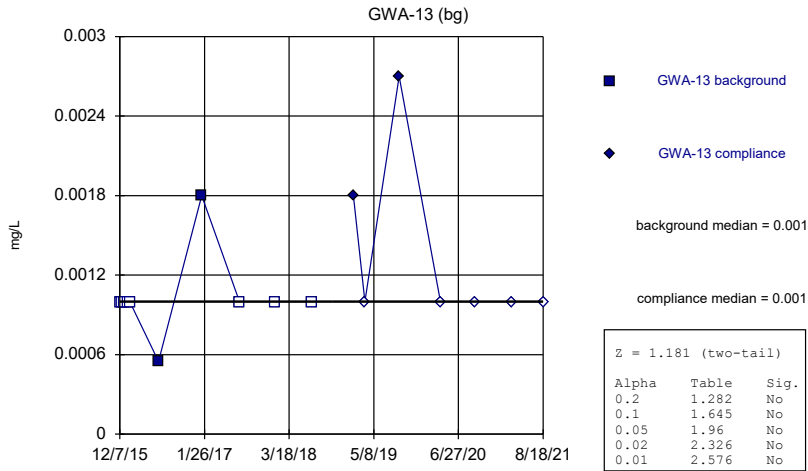
Constituent: Thallium Analysis Run 8/2/2022 4:35 PM View: Appendix I Mann-Whitney
Plant McIntosh Client: Southern Company Data: McIntosh LF4 CCR

Mann-Whitney (Wilcoxon Rank Sum)



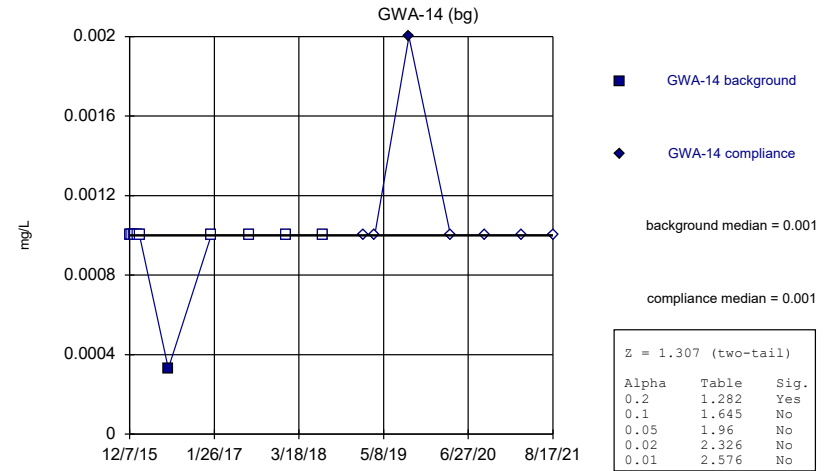
Constituent: Thallium Analysis Run 8/2/2022 4:35 PM View: Appendix I Mann-Whitney
Plant McIntosh Client: Southern Company Data: McIntosh LF4 CCR

Mann-Whitney (Wilcoxon Rank Sum)



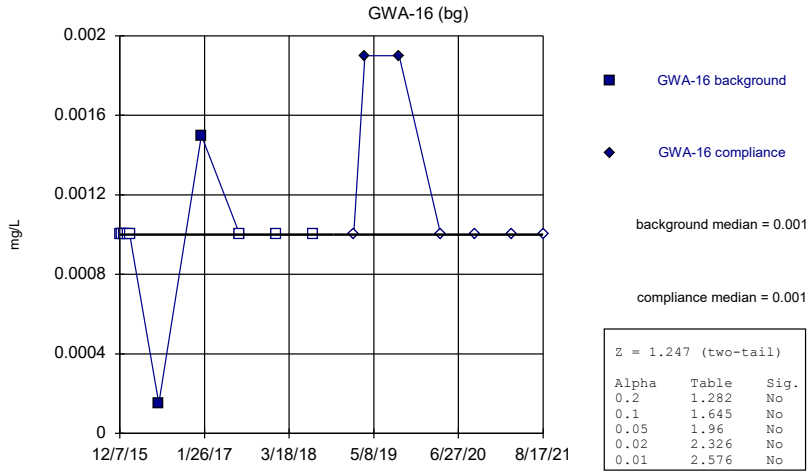
Constituent: Vanadium Analysis Run 8/2/2022 4:35 PM View: Appendix I Mann-Whitney
Plant McIntosh Client: Southern Company Data: McIntosh LF4 CCR

Mann-Whitney (Wilcoxon Rank Sum)



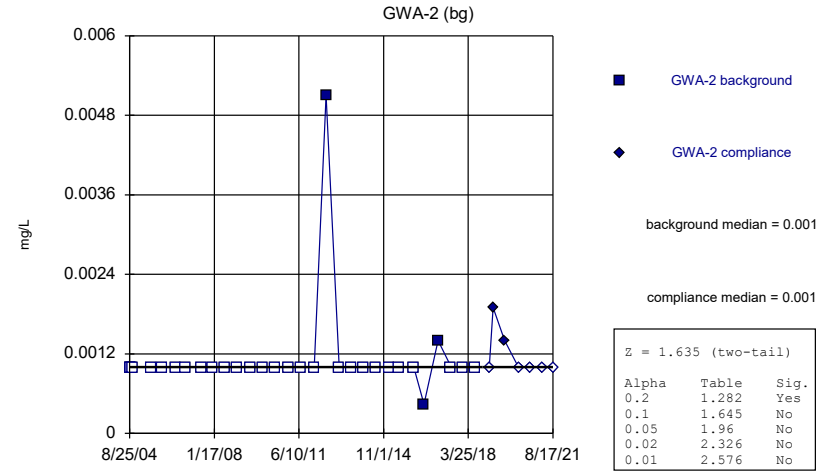
Constituent: Vanadium Analysis Run 8/2/2022 4:35 PM View: Appendix I Mann-Whitney
Plant McIntosh Client: Southern Company Data: McIntosh LF4 CCR

Mann-Whitney (Wilcoxon Rank Sum)



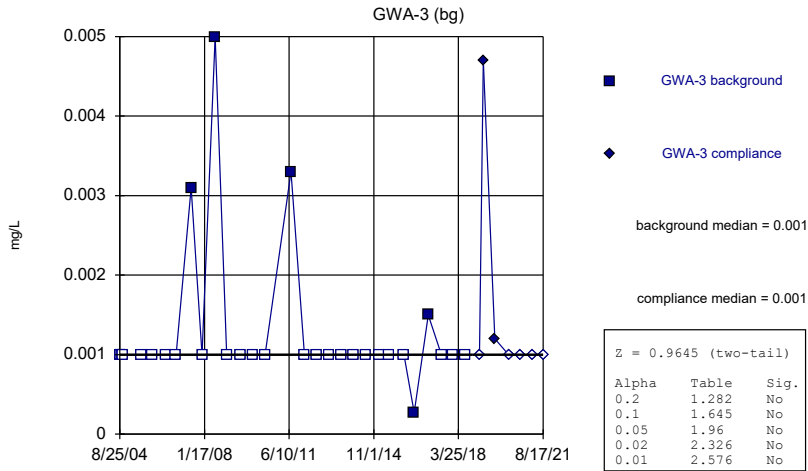
Constituent: Vanadium Analysis Run 8/2/2022 4:35 PM View: Appendix I Mann-Whitney
Plant McIntosh Client: Southern Company Data: McIntosh LF4 CCR

Mann-Whitney (Wilcoxon Rank Sum)



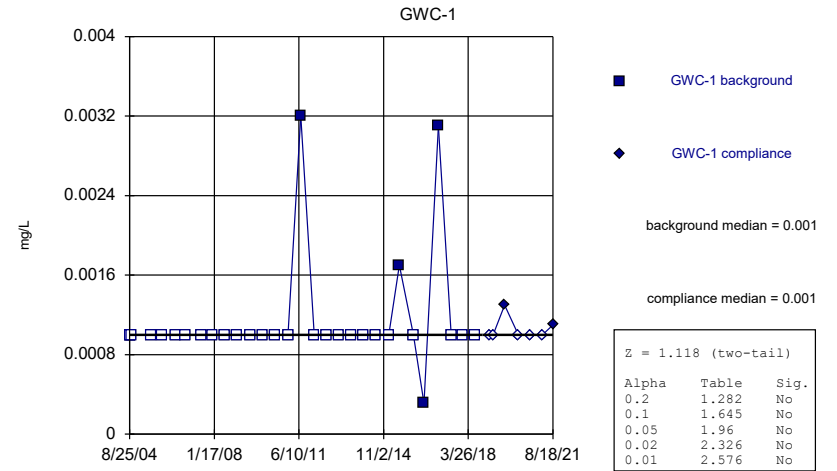
Constituent: Vanadium Analysis Run 8/2/2022 4:35 PM View: Appendix I Mann-Whitney
Plant McIntosh Client: Southern Company Data: McIntosh LF4 CCR

Mann-Whitney (Wilcoxon Rank Sum)



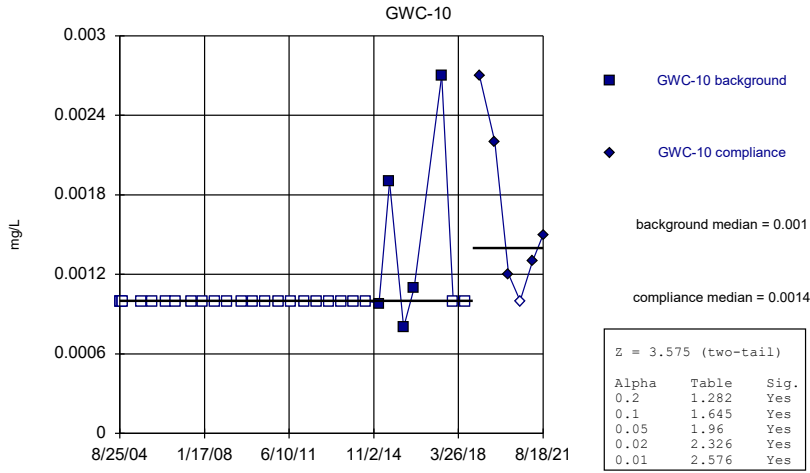
Constituent: Vanadium Analysis Run 8/2/2022 4:35 PM View: Appendix I Mann-Whitney
Plant McIntosh Client: Southern Company Data: McIntosh LF4 CCR

Mann-Whitney (Wilcoxon Rank Sum)



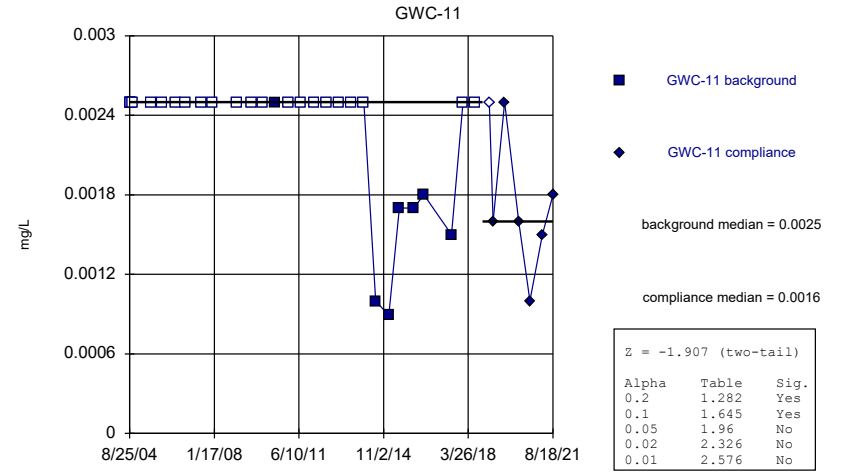
Constituent: Vanadium Analysis Run 8/2/2022 4:35 PM View: Appendix I Mann-Whitney
Plant McIntosh Client: Southern Company Data: McIntosh LF4 CCR

Mann-Whitney (Wilcoxon Rank Sum)



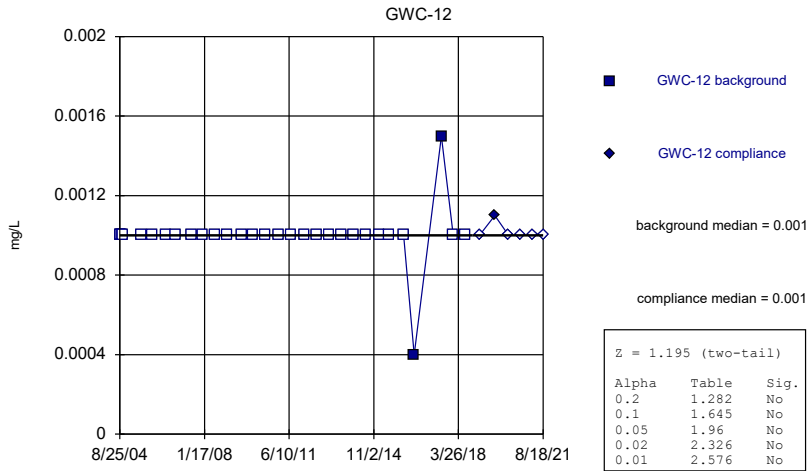
Constituent: Vanadium Analysis Run 8/2/2022 4:35 PM View: Appendix I Mann-Whitney
Plant McIntosh Client: Southern Company Data: McIntosh LF4 CCR

Mann-Whitney (Wilcoxon Rank Sum)



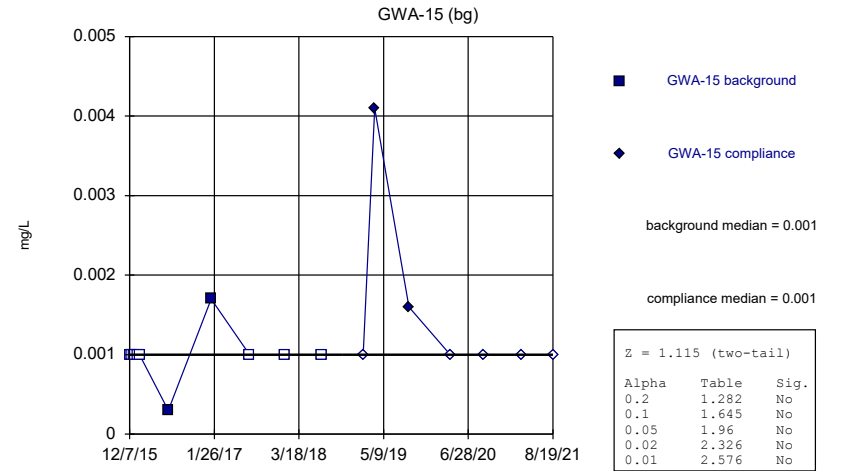
Constituent: Vanadium Analysis Run 8/2/2022 4:35 PM View: Appendix I Mann-Whitney
Plant McIntosh Client: Southern Company Data: McIntosh LF4 CCR

Mann-Whitney (Wilcoxon Rank Sum)



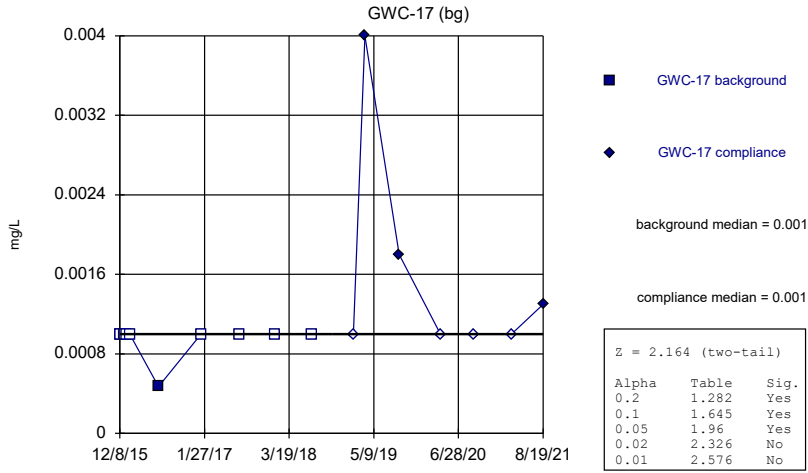
Constituent: Vanadium Analysis Run 8/2/2022 4:35 PM View: Appendix I Mann-Whitney
Plant McIntosh Client: Southern Company Data: McIntosh LF4 CCR

Mann-Whitney (Wilcoxon Rank Sum)



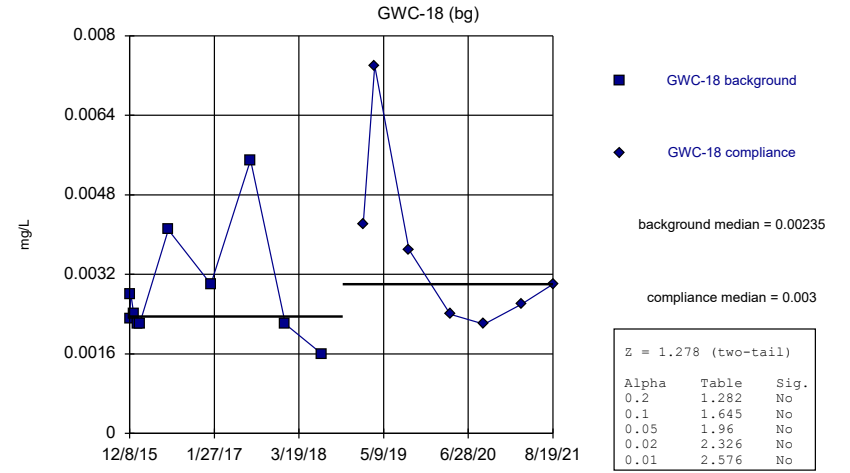
Constituent: Vanadium Analysis Run 8/2/2022 4:35 PM View: Appendix I Mann-Whitney
Plant McIntosh Client: Southern Company Data: McIntosh LF4 CCR

Mann-Whitney (Wilcoxon Rank Sum)



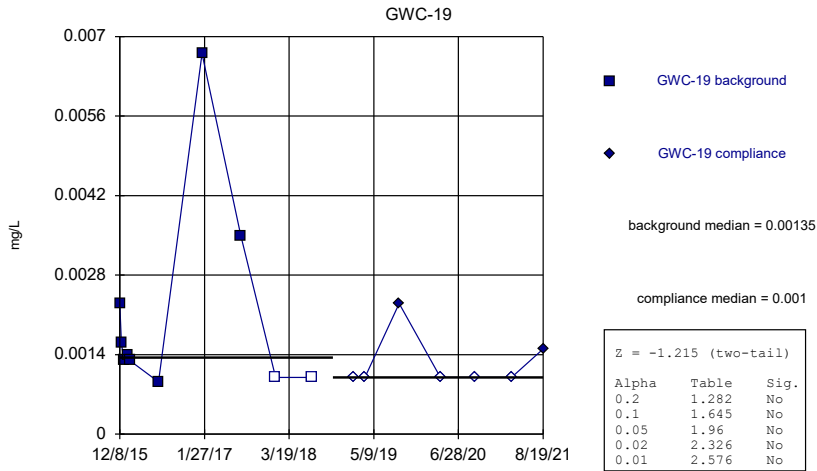
Constituent: Vanadium Analysis Run 8/2/2022 4:35 PM View: Appendix I Mann-Whitney
Plant McIntosh Client: Southern Company Data: McIntosh LF4 CCR

Mann-Whitney (Wilcoxon Rank Sum)



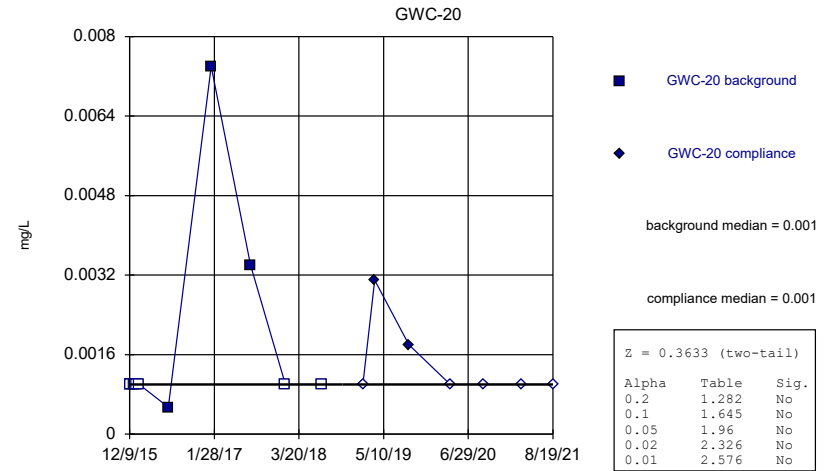
Constituent: Vanadium Analysis Run 8/2/2022 4:35 PM View: Appendix I Mann-Whitney
Plant McIntosh Client: Southern Company Data: McIntosh LF4 CCR

Mann-Whitney (Wilcoxon Rank Sum)



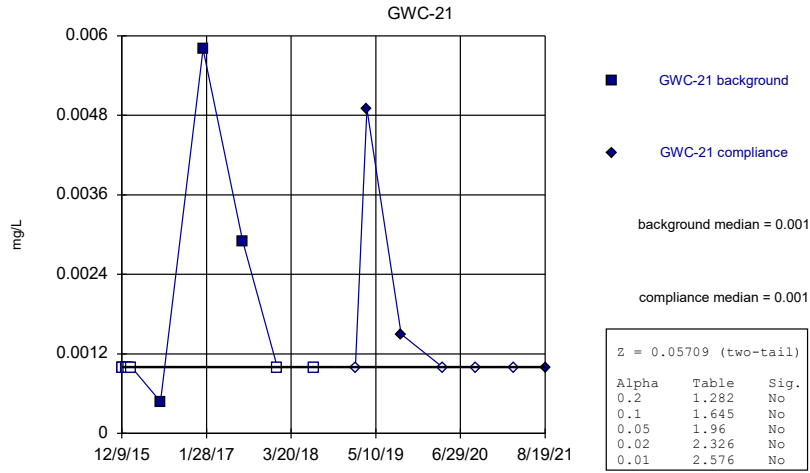
Constituent: Vanadium Analysis Run 8/2/2022 4:35 PM View: Appendix I Mann-Whitney
Plant McIntosh Client: Southern Company Data: McIntosh LF4 CCR

Mann-Whitney (Wilcoxon Rank Sum)



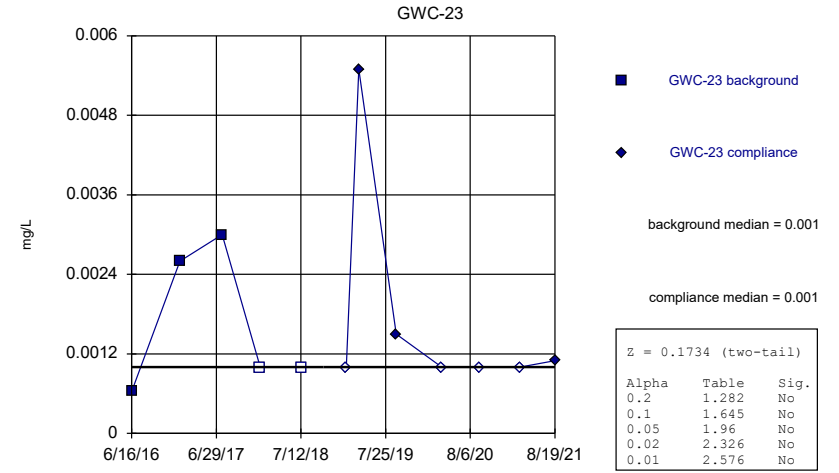
Constituent: Vanadium Analysis Run 8/2/2022 4:35 PM View: Appendix I Mann-Whitney
Plant McIntosh Client: Southern Company Data: McIntosh LF4 CCR

Mann-Whitney (Wilcoxon Rank Sum)



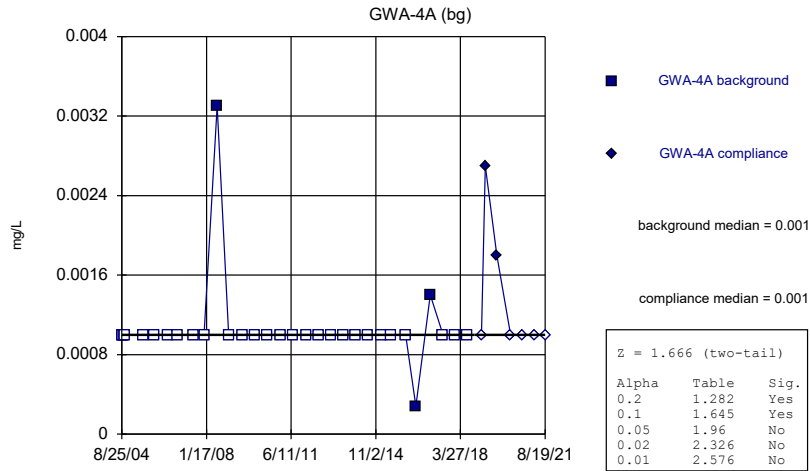
Constituent: Vanadium Analysis Run 8/2/2022 4:35 PM View: Appendix I Mann-Whitney
Plant McIntosh Client: Southern Company Data: McIntosh LF4 CCR

Mann-Whitney (Wilcoxon Rank Sum)



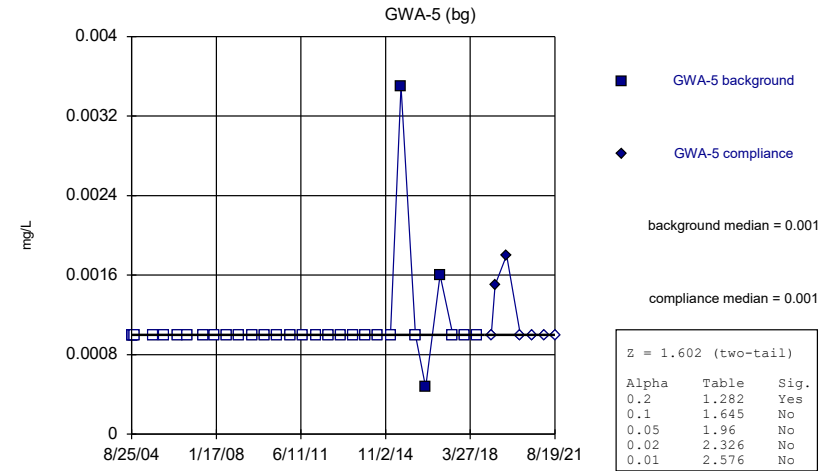
Constituent: Vanadium Analysis Run 8/2/2022 4:35 PM View: Appendix I Mann-Whitney
Plant McIntosh Client: Southern Company Data: McIntosh LF4 CCR

Mann-Whitney (Wilcoxon Rank Sum)



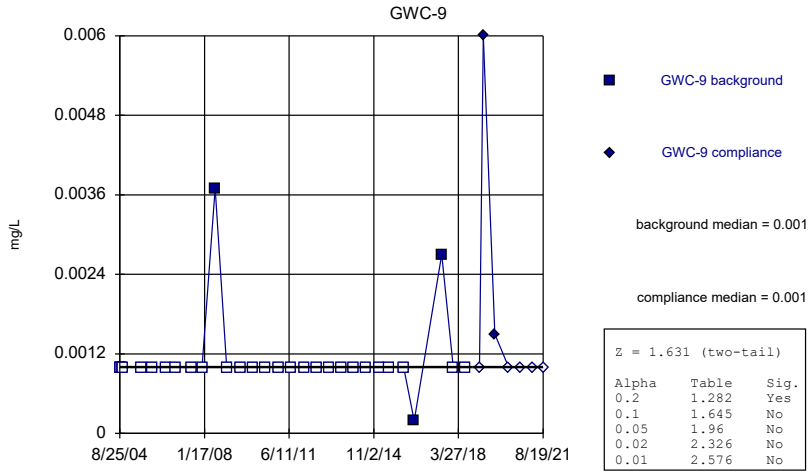
Constituent: Vanadium Analysis Run 8/2/2022 4:35 PM View: Appendix I Mann-Whitney
Plant McIntosh Client: Southern Company Data: McIntosh LF4 CCR

Mann-Whitney (Wilcoxon Rank Sum)



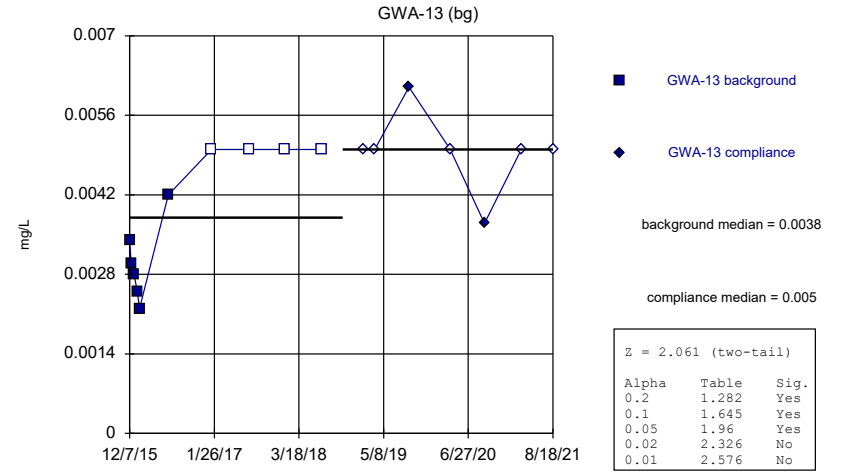
Constituent: Vanadium Analysis Run 8/2/2022 4:35 PM View: Appendix I Mann-Whitney
Plant McIntosh Client: Southern Company Data: McIntosh LF4 CCR

Mann-Whitney (Wilcoxon Rank Sum)



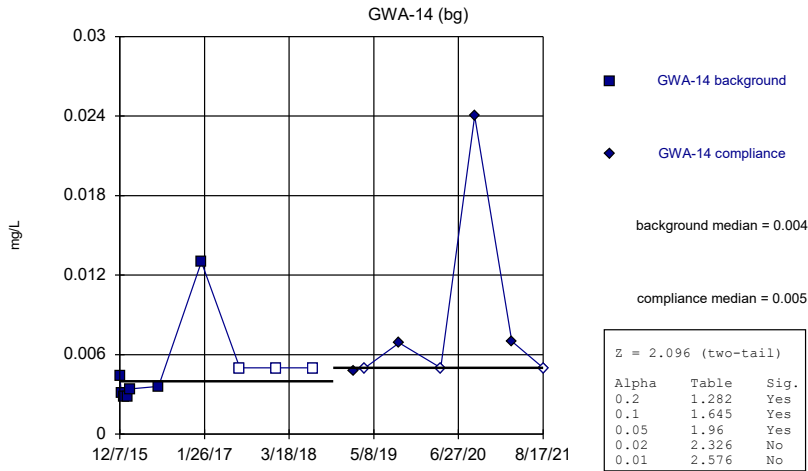
Constituent: Vanadium Analysis Run 8/2/2022 4:35 PM View: Appendix I Mann-Whitney
Plant McIntosh Client: Southern Company Data: McIntosh LF4 CCR

Mann-Whitney (Wilcoxon Rank Sum)



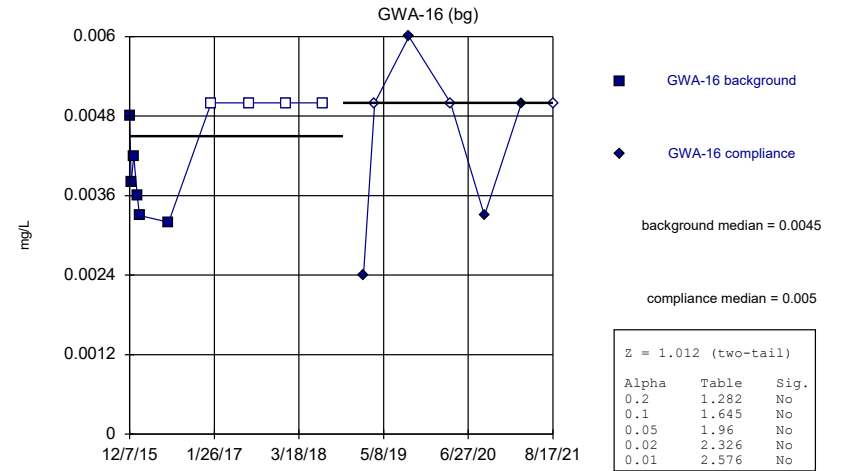
Constituent: Zinc Analysis Run 8/2/2022 4:35 PM View: Appendix I Mann-Whitney
Plant McIntosh Client: Southern Company Data: McIntosh LF4 CCR

Mann-Whitney (Wilcoxon Rank Sum)



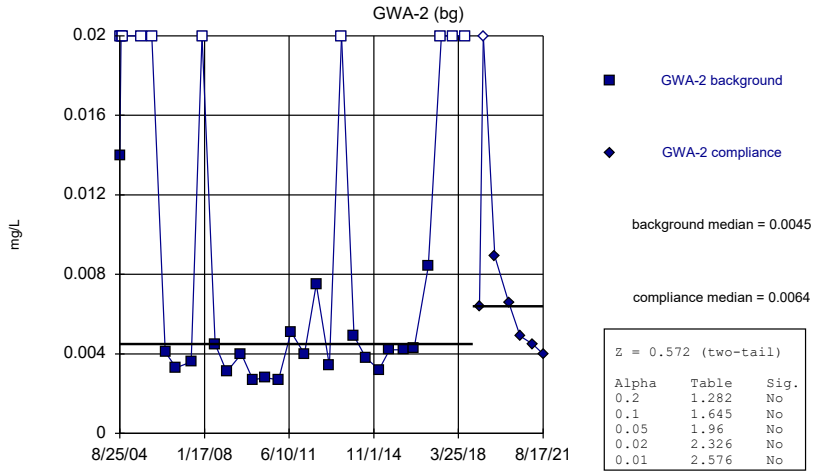
Constituent: Zinc Analysis Run 8/2/2022 4:35 PM View: Appendix I Mann-Whitney
Plant McIntosh Client: Southern Company Data: McIntosh LF4 CCR

Mann-Whitney (Wilcoxon Rank Sum)



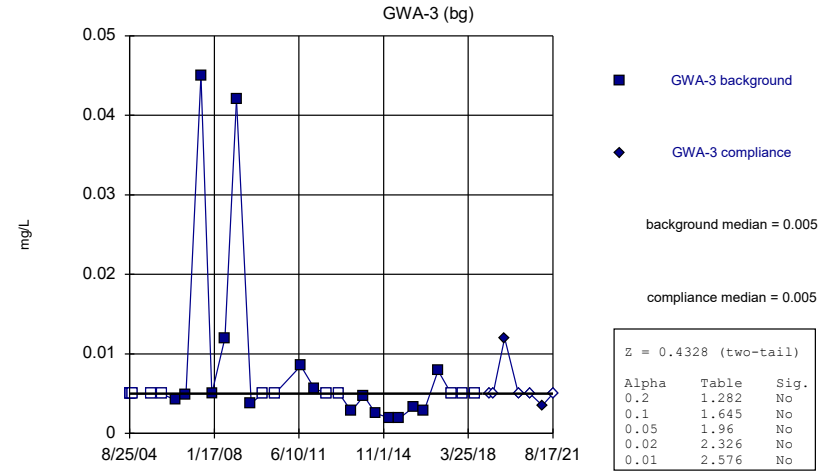
Constituent: Zinc Analysis Run 8/2/2022 4:35 PM View: Appendix I Mann-Whitney
Plant McIntosh Client: Southern Company Data: McIntosh LF4 CCR

Mann-Whitney (Wilcoxon Rank Sum)



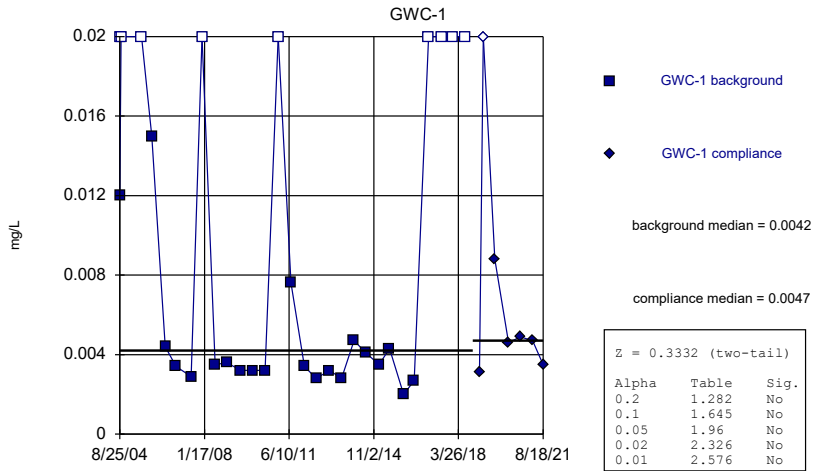
Constituent: Zinc Analysis Run 8/2/2022 4:35 PM View: Appendix I Mann-Whitney
Plant McIntosh Client: Southern Company Data: McIntosh LF4 CCR

Mann-Whitney (Wilcoxon Rank Sum)



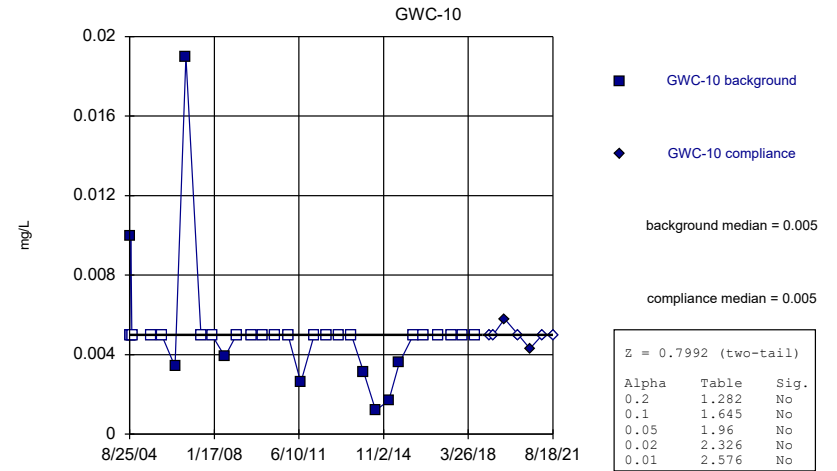
Constituent: Zinc Analysis Run 8/2/2022 4:35 PM View: Appendix I Mann-Whitney
Plant McIntosh Client: Southern Company Data: McIntosh LF4 CCR

Mann-Whitney (Wilcoxon Rank Sum)



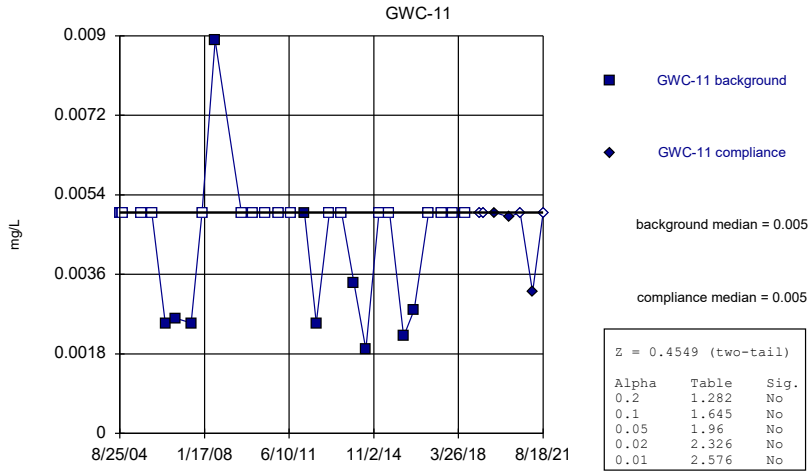
Constituent: Zinc Analysis Run 8/2/2022 4:35 PM View: Appendix I Mann-Whitney
Plant McIntosh Client: Southern Company Data: McIntosh LF4 CCR

Mann-Whitney (Wilcoxon Rank Sum)



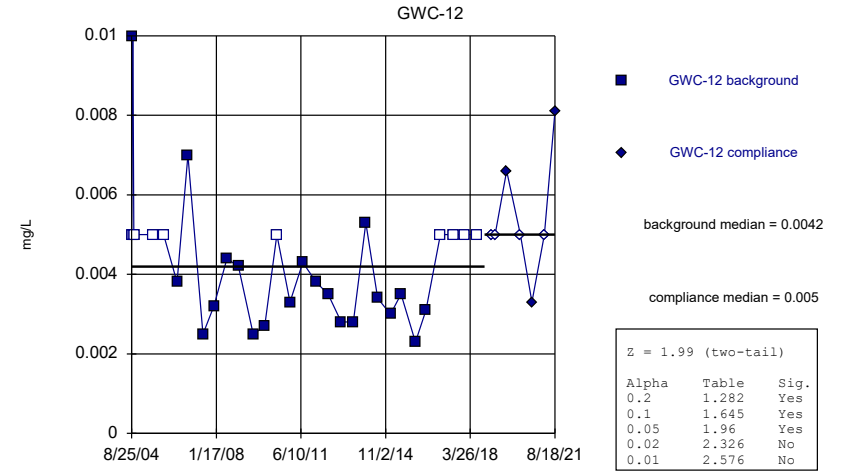
Constituent: Zinc Analysis Run 8/2/2022 4:35 PM View: Appendix I Mann-Whitney
Plant McIntosh Client: Southern Company Data: McIntosh LF4 CCR

Mann-Whitney (Wilcoxon Rank Sum)



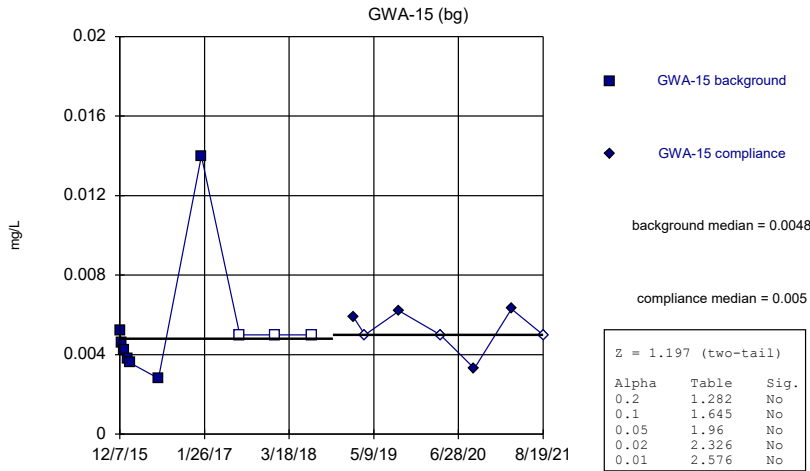
Constituent: Zinc Analysis Run 8/2/2022 4:35 PM View: Appendix I Mann-Whitney
Plant McIntosh Client: Southern Company Data: McIntosh LF4 CCR

Mann-Whitney (Wilcoxon Rank Sum)



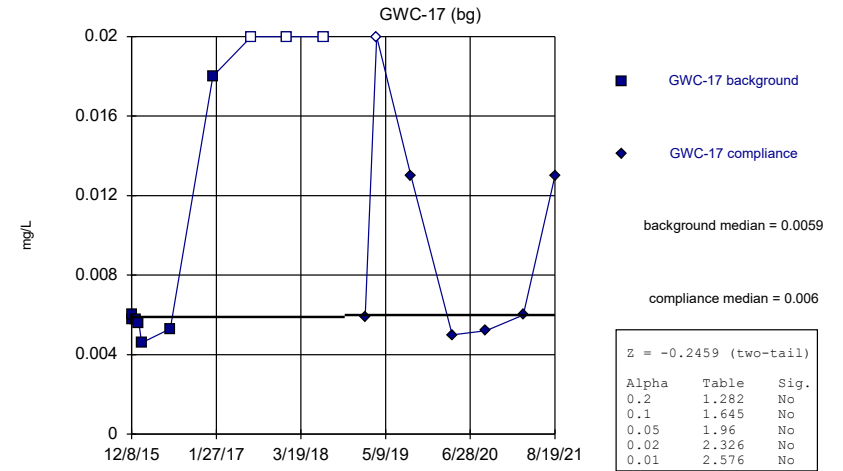
Constituent: Zinc Analysis Run 8/2/2022 4:35 PM View: Appendix I Mann-Whitney
Plant McIntosh Client: Southern Company Data: McIntosh LF4 CCR

Mann-Whitney (Wilcoxon Rank Sum)



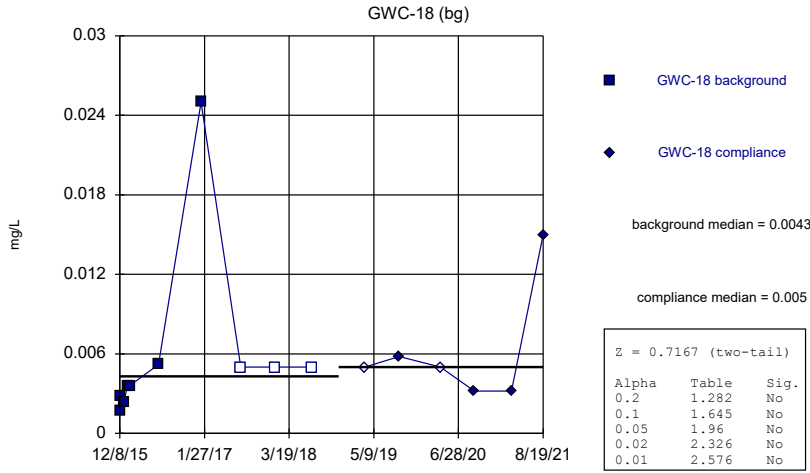
Constituent: Zinc Analysis Run 8/2/2022 4:35 PM View: Appendix I Mann-Whitney
Plant McIntosh Client: Southern Company Data: McIntosh LF4 CCR

Mann-Whitney (Wilcoxon Rank Sum)



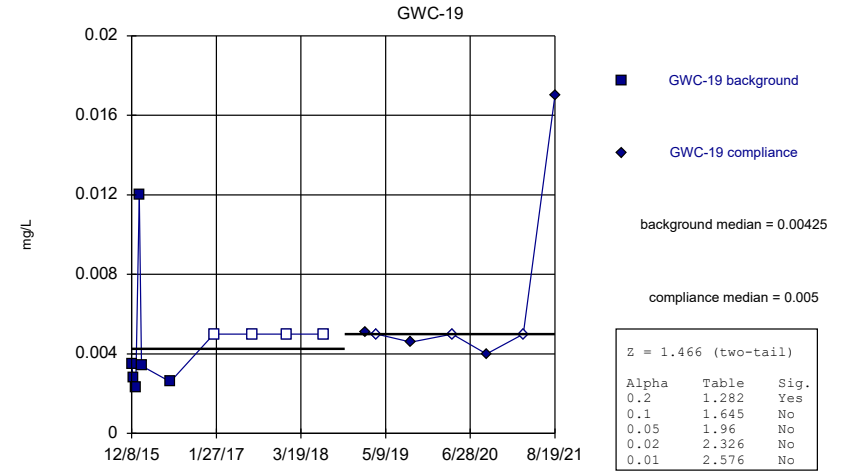
Constituent: Zinc Analysis Run 8/2/2022 4:35 PM View: Appendix I Mann-Whitney
Plant McIntosh Client: Southern Company Data: McIntosh LF4 CCR

Mann-Whitney (Wilcoxon Rank Sum)



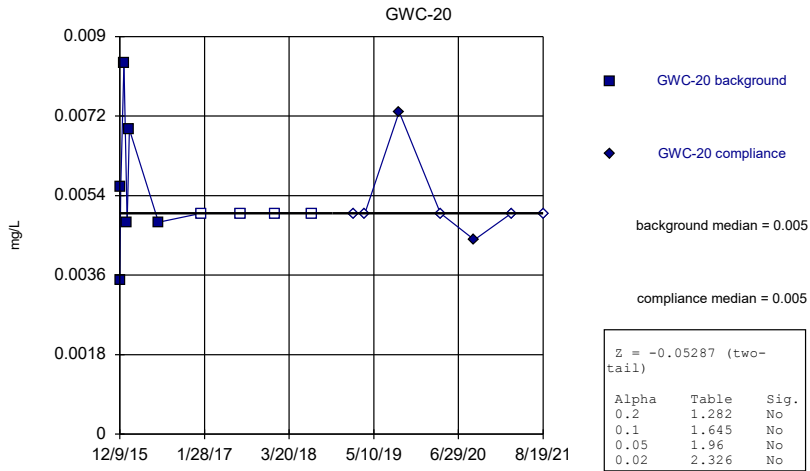
Constituent: Zinc Analysis Run 8/2/2022 4:35 PM View: Appendix I Mann-Whitney
Plant McIntosh Client: Southern Company Data: McIntosh LF4 CCR

Mann-Whitney (Wilcoxon Rank Sum)



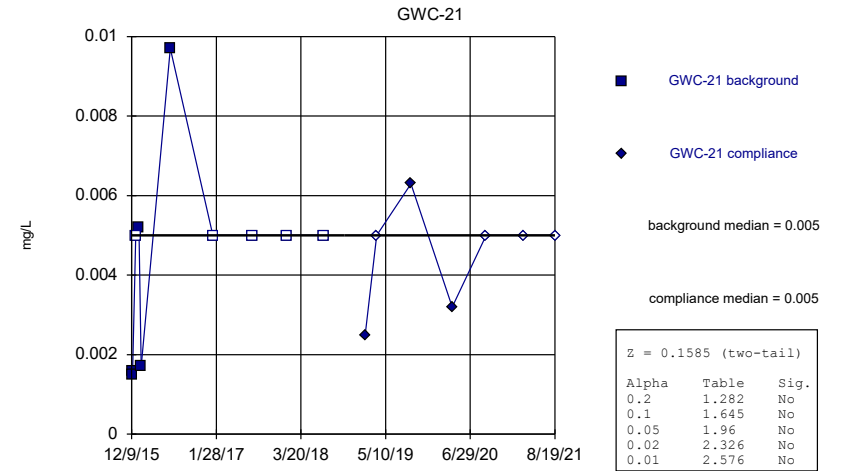
Constituent: Zinc Analysis Run 8/2/2022 4:35 PM View: Appendix I Mann-Whitney
Plant McIntosh Client: Southern Company Data: McIntosh LF4 CCR

Mann-Whitney (Wilcoxon Rank Sum)



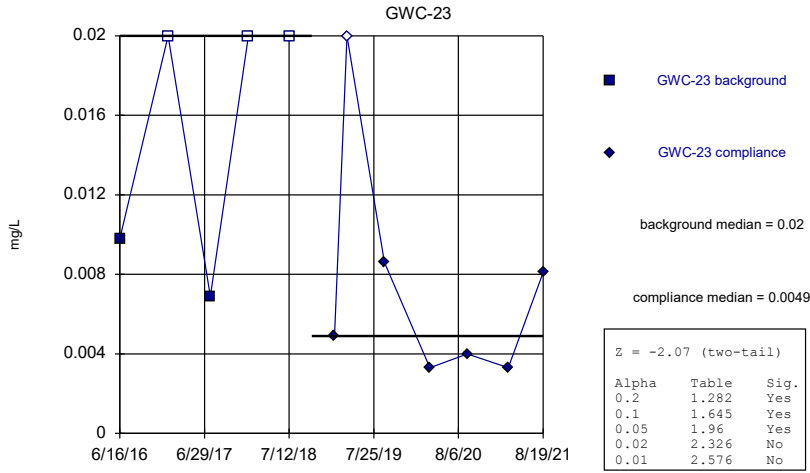
Constituent: Zinc Analysis Run 8/2/2022 4:35 PM View: Appendix I Mann-Whitney
Plant McIntosh Client: Southern Company Data: McIntosh LF4 CCR

Mann-Whitney (Wilcoxon Rank Sum)



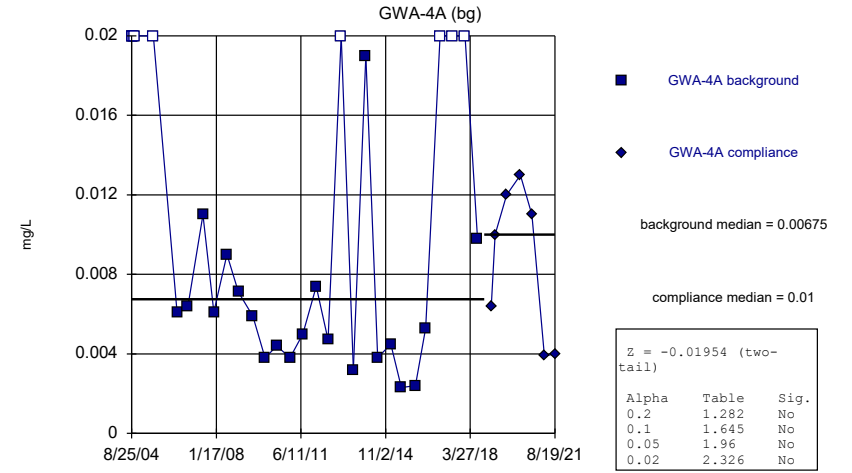
Constituent: Zinc Analysis Run 8/2/2022 4:35 PM View: Appendix I Mann-Whitney
Plant McIntosh Client: Southern Company Data: McIntosh LF4 CCR

Mann-Whitney (Wilcoxon Rank Sum)



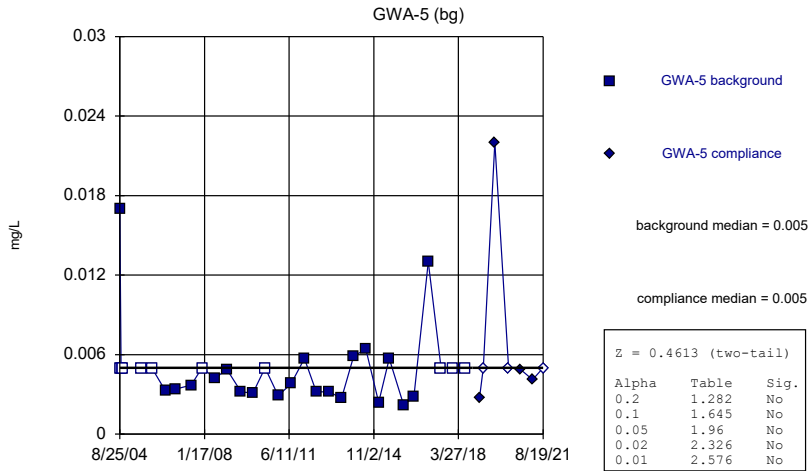
Constituent: Zinc Analysis Run 8/2/2022 4:35 PM View: Appendix I Mann-Whitney
Plant McIntosh Client: Southern Company Data: McIntosh LF4 CCR

Mann-Whitney (Wilcoxon Rank Sum)



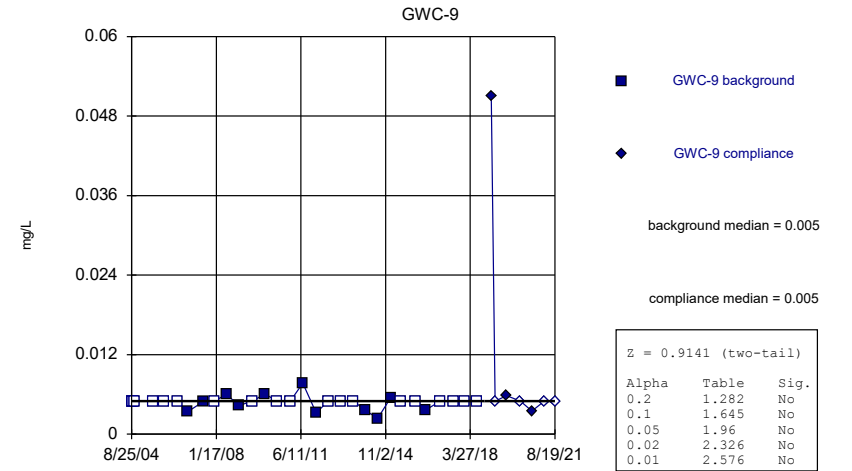
Constituent: Zinc Analysis Run 8/2/2022 4:35 PM View: Appendix I Mann-Whitney
Plant McIntosh Client: Southern Company Data: McIntosh LF4 CCR

Mann-Whitney (Wilcoxon Rank Sum)



Constituent: Zinc Analysis Run 8/2/2022 4:35 PM View: Appendix I Mann-Whitney
Plant McIntosh Client: Southern Company Data: McIntosh LF4 CCR

Mann-Whitney (Wilcoxon Rank Sum)



Constituent: Zinc Analysis Run 8/2/2022 4:35 PM View: Appendix I Mann-Whitney
Plant McIntosh Client: Southern Company Data: McIntosh LF4 CCR

Mann-Whitney (Wilcoxon Rank Sum)

Constituent: Antimony (mg/L) Analysis Run 8/2/2022 4:39 PM View: Appendix I Mann-Whitney
Plant McIntosh Client: Southern Company Data: McIntosh LF4 CCR

	GWA-13	GWA-13
12/7/2015	<0.002	
12/15/2015	<0.002	
12/29/2015	<0.002	
1/13/2016	<0.002	
1/25/2016	<0.002	
4/20/2016	<0.002	
6/14/2016	<0.002	
8/9/2016	<0.002	
9/27/2016	<0.002	
11/15/2016	<0.002	
1/12/2017	<0.002	
2/28/2017	<0.002	
4/20/2017	<0.002	
7/18/2017	<0.002	
1/10/2018	<0.002	
7/11/2018	<0.002	
1/29/2019		<0.002
3/26/2019		<0.002
9/10/2019		0.00052 (J)
3/31/2020		<0.002
9/15/2020		<0.002
3/16/2021		<0.002
8/18/2021		<0.002

Mann-Whitney (Wilcoxon Rank Sum)

Constituent: Antimony (mg/L) Analysis Run 8/2/2022 4:39 PM View: Appendix I Mann-Whitney
Plant McIntosh Client: Southern Company Data: McIntosh LF4 CCR

	GWA-14	GWA-14
12/7/2015	<0.002	
12/15/2015	<0.002	
12/29/2015	<0.002	
1/13/2016	<0.002	
1/25/2016	<0.002	
4/20/2016	<0.002	
6/14/2016	<0.002	
8/9/2016	<0.002	
9/27/2016	<0.002	
11/15/2016	<0.002	
1/11/2017	<0.002	
2/28/2017	<0.002	
4/20/2017	<0.002	
7/19/2017	<0.002	
1/11/2018	<0.002	
7/11/2018	<0.002	
1/29/2019		<0.002
3/26/2019		<0.002
9/10/2019		<0.002
4/1/2020		<0.002
9/15/2020		0.00039 (J)
3/16/2021		<0.002
8/17/2021		<0.002

Mann-Whitney (Wilcoxon Rank Sum)

Constituent: Antimony (mg/L) Analysis Run 8/2/2022 4:39 PM View: Appendix I Mann-Whitney

Plant McIntosh Client: Southern Company Data: McIntosh LF4 CCR

	GWA-2	GWA-2
8/25/2004	<0.002	
9/11/2004	<0.002	
9/26/2004	<0.002	
10/13/2004	<0.002	
7/11/2005	<0.002	
12/7/2005	<0.002	
6/22/2006	<0.002	
11/28/2006	<0.002	
7/6/2007	<0.002	
12/13/2007	<0.002	
6/20/2008	<0.002	
12/7/2008	<0.002	
7/9/2009	<0.002	
12/28/2009	<0.002	
6/22/2010	<0.002	
1/4/2011	<0.002	
7/9/2011	<0.002	
1/21/2012	<0.002	
7/11/2012	<0.002	
1/20/2013	<0.002	
7/19/2013	<0.002	
1/15/2014	<0.002	
7/11/2014	<0.002 (D)	
1/16/2015	<0.002	
6/20/2015	<0.002	
1/16/2016	<0.002	
4/19/2016	<0.002	
6/14/2016	<0.002	
8/9/2016	<0.002	
9/26/2016	<0.002	
11/15/2016	<0.002	
1/10/2017	<0.002	
2/28/2017	<0.002	
4/19/2017	<0.002	
7/17/2017	<0.002	
1/10/2018	<0.002	
7/11/2018	<0.002	
1/29/2019		<0.002
3/27/2019		<0.002
9/11/2019		<0.002
4/1/2020		0.0004 (J)
9/15/2020		<0.002
3/16/2021		<0.002
8/17/2021		<0.002

Mann-Whitney (Wilcoxon Rank Sum)

Constituent: Antimony (mg/L) Analysis Run 8/2/2022 4:39 PM View: Appendix I Mann-Whitney

Plant McIntosh Client: Southern Company Data: McIntosh LF4 CCR

	GWA-3	GWA-3
8/25/2004	<0.002	
9/11/2004	<0.002	
9/26/2004	<0.002	
10/13/2004	<0.002	
7/11/2005	<0.002	
12/7/2005	<0.002	
6/22/2006	<0.002	
11/28/2006	<0.002	
7/6/2007	<0.002	
12/13/2007	<0.002	
6/20/2008	<0.002	
12/7/2008	<0.002	
7/9/2009	<0.002	
12/28/2009	<0.002	
6/22/2010	<0.002	
1/5/2011	<0.002	
7/9/2011	<0.002	
1/20/2012	<0.002	
7/11/2012	<0.002	
1/19/2013	<0.002	
7/18/2013	<0.002	
1/15/2014	<0.002	
7/11/2014	<0.002 (D)	
1/15/2015	<0.002	
6/19/2015	<0.002	
1/16/2016	<0.002	
4/19/2016	<0.002	
6/14/2016	<0.002	
8/9/2016	<0.002	
9/27/2016	<0.002	
11/14/2016	<0.002	
1/10/2017	<0.002	
2/28/2017	<0.002	
4/19/2017	<0.002	
7/18/2017	0.0022 (J)	
1/10/2018	<0.002	
7/11/2018	<0.002	
1/29/2019		<0.002
3/27/2019		<0.002
9/11/2019		0.00081 (J)
4/1/2020		<0.002
9/15/2020		<0.002
3/16/2021		<0.002
8/17/2021		<0.002

Mann-Whitney (Wilcoxon Rank Sum)

Constituent: Antimony (mg/L) Analysis Run 8/2/2022 4:39 PM View: Appendix I Mann-Whitney
Plant McIntosh Client: Southern Company Data: McIntosh LF4 CCR

	GWC-18	GWC-18
12/8/2015	<0.002	
12/14/2015	<0.002	
12/28/2015	<0.002	
1/14/2016	<0.002	
1/26/2016	<0.002	
4/19/2016	<0.002	
6/16/2016	0.00022 (J)	
8/11/2016	<0.002	
9/28/2016	<0.002	
11/16/2016	<0.002	
1/11/2017	<0.002	
3/1/2017	<0.002	
4/25/2017	<0.002	
7/25/2017	<0.002	
1/12/2018	<0.002	
7/11/2018	<0.002	
1/30/2019		<0.002
3/27/2019		<0.002
9/11/2019		<0.002
4/1/2020		<0.002
9/15/2020		<0.002
3/17/2021		<0.002
8/19/2021		<0.002

Mann-Whitney (Wilcoxon Rank Sum)

Constituent: Arsenic (mg/L) Analysis Run 8/2/2022 4:39 PM View: Appendix I Mann-Whitney
Plant McIntosh Client: Southern Company Data: McIntosh LF4 CCR

	GWA-13	GWA-13
12/7/2015	<0.001	
12/15/2015	<0.001	
12/29/2015	<0.001	
1/13/2016	<0.001	
1/25/2016	<0.001	
4/20/2016	<0.001	
6/14/2016	<0.001	
8/9/2016	<0.001	
9/27/2016	<0.001	
11/15/2016	<0.001	
1/12/2017	<0.001	
2/28/2017	<0.001	
4/20/2017	<0.001	
7/18/2017	<0.001	
1/10/2018	<0.001	
7/11/2018	<0.001	
1/29/2019		<0.001
3/26/2019		<0.001
9/10/2019		0.00076 (J)
3/31/2020		<0.001
9/15/2020		<0.001
3/16/2021		<0.001
8/18/2021		<0.001

Mann-Whitney (Wilcoxon Rank Sum)

Constituent: Arsenic (mg/L) Analysis Run 8/2/2022 4:39 PM View: Appendix I Mann-Whitney
Plant McIntosh Client: Southern Company Data: McIntosh LF4 CCR

	GWA-14	GWA-14
12/7/2015	<0.001	
12/15/2015	<0.001	
12/29/2015	<0.001	
1/13/2016	<0.001	
1/25/2016	<0.001	
4/20/2016	<0.001	
6/14/2016	<0.001	
8/9/2016	<0.001	
9/27/2016	<0.001	
11/15/2016	<0.001	
1/11/2017	<0.001	
2/28/2017	<0.001	
4/20/2017	<0.001	
7/19/2017	<0.001	
1/11/2018	<0.001	
7/11/2018	<0.001	
1/29/2019		<0.001
3/26/2019		<0.001
9/10/2019		0.00043 (J)
4/1/2020		<0.001
9/15/2020		<0.001
3/16/2021		<0.001
8/17/2021		<0.001

Mann-Whitney (Wilcoxon Rank Sum)

Constituent: Arsenic (mg/L) Analysis Run 8/2/2022 4:39 PM View: Appendix I Mann-Whitney
Plant McIntosh Client: Southern Company Data: McIntosh LF4 CCR

	GWA-16	GWA-16
12/7/2015	<0.001	
12/14/2015	<0.001	
12/28/2015	<0.001	
1/13/2016	<0.001	
1/25/2016	<0.001	
4/20/2016	<0.001	
6/15/2016	<0.001	
8/9/2016	<0.001	
9/27/2016	<0.001	
11/15/2016	<0.001	
1/11/2017	<0.001	
3/1/2017	<0.001	
4/20/2017	<0.001	
7/19/2017	<0.001	
1/11/2018	<0.001	
7/11/2018	<0.001	
1/29/2019		<0.001
3/26/2019		<0.001
9/10/2019		0.00036 (J)
4/1/2020		<0.001
9/15/2020		<0.001
3/16/2021		<0.001
8/17/2021		<0.001

Mann-Whitney (Wilcoxon Rank Sum)

Constituent: Arsenic (mg/L) Analysis Run 8/2/2022 4:39 PM View: Appendix I Mann-Whitney
Plant McIntosh Client: Southern Company Data: McIntosh LF4 CCR

	GWA-3	GWA-3
8/25/2004	<0.001	
9/11/2004	<0.001	
9/26/2004	<0.001	
10/13/2004	<0.001	
7/11/2005	<0.001	
12/7/2005	<0.001	
6/22/2006	<0.001	
11/28/2006	<0.001	
7/6/2007	<0.001	
12/13/2007	<0.001	
6/20/2008	<0.001	
12/7/2008	<0.001	
7/9/2009	<0.001	
12/28/2009	<0.001	
6/22/2010	<0.001	
1/5/2011	0.0089 (o)	
7/9/2011	<0.001	
1/20/2012	<0.001	
7/11/2012	<0.001	
1/19/2013	<0.001	
7/18/2013	<0.001	
1/15/2014	<0.001	
7/11/2014	<0.001	
1/15/2015	<0.001	
6/19/2015	<0.001	
1/16/2016	<0.001	
4/19/2016	<0.001	
6/14/2016	<0.001	
8/9/2016	<0.001	
9/27/2016	<0.001	
11/14/2016	<0.001	
1/10/2017	<0.001	
2/28/2017	0.00061 (J)	
4/19/2017	0.00069 (J)	
7/18/2017	<0.001	
1/10/2018	<0.001	
7/11/2018	<0.001	
1/29/2019		<0.001
3/27/2019		0.0011
9/11/2019		<0.001
4/1/2020		<0.001
9/15/2020		<0.001
3/16/2021		<0.001
8/17/2021		<0.001

Mann-Whitney (Wilcoxon Rank Sum)

Constituent: Arsenic (mg/L) Analysis Run 8/2/2022 4:39 PM View: Appendix I Mann-Whitney

Plant McIntosh Client: Southern Company Data: McIntosh LF4 CCR

	GWC-1	GWC-1
8/25/2004	<0.001	
9/11/2004	<0.001	
9/26/2004	<0.001	
7/11/2005	<0.001	
12/7/2005	<0.001	
6/22/2006	<0.001	
11/28/2006	<0.001	
7/6/2007	<0.001	
12/13/2007	<0.001	
6/20/2008	<0.001	
12/7/2008	<0.001	
7/9/2009	<0.001	
12/28/2009	<0.001	
6/22/2010	<0.001	
1/4/2011	<0.001	
7/9/2011	<0.001	
1/21/2012	<0.001	
7/11/2012	<0.001	
1/20/2013	<0.001	
7/19/2013	<0.001	
1/15/2014	<0.001	
7/11/2014	<0.001	
1/16/2015	<0.001	
6/20/2015	<0.001	
1/16/2016	<0.001	
4/20/2016	<0.001	
6/15/2016	<0.001	
8/10/2016	<0.001	
9/27/2016	<0.001	
11/15/2016	<0.001	
1/12/2017	<0.001	
1/23/2017	<0.001	
3/1/2017	<0.001	
4/20/2017	<0.001	
7/19/2017	<0.001	
1/11/2018	<0.001	
7/12/2018	<0.001	
1/30/2019		<0.001
3/27/2019		<0.001
9/11/2019		<0.001
4/1/2020		<0.001
9/15/2020		<0.001
3/16/2021		<0.001
8/18/2021		0.0004 (J)

Mann-Whitney (Wilcoxon Rank Sum)

Constituent: Arsenic (mg/L) Analysis Run 8/2/2022 4:39 PM View: Appendix I Mann-Whitney
Plant McIntosh Client: Southern Company Data: McIntosh LF4 CCR

	GWC-10	GWC-10
8/25/2004	<0.0013	
9/11/2004	<0.0013	
9/26/2004	<0.0013	
10/13/2004	<0.0013	
7/11/2005	<0.0013	
12/7/2005	<0.0013	
6/22/2006	<0.0013	
11/28/2006	<0.0013	
7/6/2007	<0.0013	
12/13/2007	<0.0013	
6/20/2008	<0.0013	
12/7/2008	<0.0013	
7/10/2009	<0.0013	
12/29/2009	<0.0013	
6/22/2010	<0.0013	
1/4/2011	<0.0013	
7/10/2011	<0.0013	
1/21/2012	<0.0013	
7/11/2012	<0.0013	
1/20/2013	<0.0013	
7/19/2013	<0.0013	
1/16/2014	<0.0013	
7/10/2014	<0.0013	
1/16/2015	<0.0013	
6/20/2015	<0.0013	
1/16/2016	<0.0013	
4/21/2016	<0.0013	
6/16/2016	0.0004 (J)	
8/10/2016	<0.0013	
9/27/2016	<0.0013	
11/15/2016	<0.0013	
1/12/2017	0.00077 (J)	
3/1/2017	<0.0013	
4/24/2017	<0.0013	
7/24/2017	<0.0013	
1/11/2018	0.00046 (J)	
7/12/2018	<0.0013	
1/30/2019		<0.0013
3/27/2019		0.0013
9/11/2019		0.00082 (J)
4/1/2020		0.00055 (J)
9/15/2020		0.00041 (J)
3/16/2021		0.00069 (J)
8/18/2021		0.00045 (J)

Mann-Whitney (Wilcoxon Rank Sum)

Constituent: Arsenic (mg/L) Analysis Run 8/2/2022 4:39 PM View: Appendix I Mann-Whitney
Plant McIntosh Client: Southern Company Data: McIntosh LF4 CCR

	GWC-11	GWC-11
8/25/2004	<0.005	
9/11/2004	<0.005	
9/26/2004	<0.005	
10/13/2004	<0.005	
7/11/2005	<0.005	
12/7/2005	<0.005	
6/22/2006	<0.005	
11/28/2006	<0.005	
7/6/2007	<0.005	
12/13/2007	<0.005	
6/20/2008	<0.005	
12/7/2008	<0.005	
7/10/2009	<0.005	
12/29/2009	<0.005	
6/22/2010	<0.005	
1/5/2011	<0.005	
7/9/2011	<0.005	
1/21/2012	<0.005	
7/11/2012	<0.005	
1/19/2013	<0.005	
7/19/2013	<0.005	
1/15/2014	<0.005	
7/11/2014	<0.005	
1/16/2015	<0.005	
6/20/2015	<0.005	
1/14/2016	<0.005	
4/20/2016	0.00117 (J)	
6/15/2016	0.0013 (J)	
8/10/2016	0.0013	
9/27/2016	0.0011 (J)	
11/15/2016	0.001 (J)	
1/12/2017	0.0016	
3/1/2017	0.00092 (J)	
4/24/2017	0.0011 (J)	
7/24/2017	0.00086 (J)	
1/11/2018	0.0012 (J)	
7/12/2018	0.001 (J)	
1/30/2019		0.0015 (J)
3/27/2019		0.0013
9/11/2019		0.0017
4/2/2020		0.0014
9/15/2020		0.0011
3/17/2021		0.0014
8/18/2021		0.0013

Mann-Whitney (Wilcoxon Rank Sum)

Constituent: Arsenic (mg/L) Analysis Run 8/2/2022 4:39 PM View: Appendix I Mann-Whitney
Plant McIntosh Client: Southern Company Data: McIntosh LF4 CCR

	GWC-12	GWC-12
8/25/2004	<0.001	
9/11/2004	<0.001	
9/26/2004	<0.001	
10/13/2004	<0.001	
7/11/2005	<0.001	
12/7/2005	<0.001	
6/22/2006	<0.001	
11/28/2006	<0.001	
7/6/2007	<0.001	
12/13/2007	<0.001	
6/20/2008	<0.001	
12/7/2008	<0.001	
7/10/2009	<0.001	
12/28/2009	<0.001	
6/22/2010	<0.001	
1/4/2011	<0.001	
7/9/2011	<0.001	
1/20/2012	<0.001	
7/11/2012	<0.001	
1/19/2013	<0.001	
7/18/2013	<0.001	
1/15/2014	<0.001	
7/11/2014	<0.001	
1/15/2015	<0.001	
6/19/2015	<0.001	
1/16/2016	<0.001	
4/20/2016	<0.001	
6/15/2016	<0.001	
8/10/2016	<0.001	
9/27/2016	<0.001	
11/15/2016	<0.001	
1/12/2017	0.00062 (J)	
3/1/2017	<0.001	
4/20/2017	<0.001	
7/20/2017	0.00053 (J)	
1/11/2018	<0.001	
7/12/2018	<0.001	
1/30/2019		<0.001
3/27/2019		0.0011
9/11/2019		0.00032 (J)
4/1/2020		<0.001
9/16/2020		<0.001
3/16/2021		<0.001
8/18/2021		<0.001

Mann-Whitney (Wilcoxon Rank Sum)

Constituent: Arsenic (mg/L) Analysis Run 8/2/2022 4:39 PM View: Appendix I Mann-Whitney
Plant McIntosh Client: Southern Company Data: McIntosh LF4 CCR

	GWA-15	GWA-15
12/7/2015	<0.001	
12/15/2015	<0.001	
12/28/2015	<0.001	
1/13/2016	<0.001	
1/25/2016	<0.001	
4/21/2016	<0.001	
6/15/2016	<0.001	
8/9/2016	<0.001	
9/27/2016	<0.001	
11/15/2016	<0.001	
1/11/2017	<0.001	
2/28/2017	<0.001	
4/20/2017	<0.001	
7/19/2017	0.00056 (J)	
1/11/2018	<0.001	
7/11/2018	<0.001	
1/29/2019		<0.001
3/26/2019		0.00075
9/11/2019		0.00033 (J)
4/1/2020		<0.001
9/15/2020		<0.001
3/17/2021		<0.001
8/19/2021		<0.001

Mann-Whitney (Wilcoxon Rank Sum)

Constituent: Arsenic (mg/L) Analysis Run 8/2/2022 4:39 PM View: Appendix I Mann-Whitney
Plant McIntosh Client: Southern Company Data: McIntosh LF4 CCR

	GWC-17	GWC-17
12/8/2015	<0.001	
12/14/2015	<0.001	
12/28/2015	<0.001	
1/13/2016	<0.001	
1/26/2016	<0.001	
4/20/2016	<0.001	
6/15/2016	0.00015 (J)	
8/9/2016	<0.001	
9/27/2016	<0.001	
11/15/2016	<0.001	
1/11/2017	<0.001	
3/1/2017	<0.001	
4/20/2017	<0.001	
7/19/2017	0.00047 (J)	
1/11/2018	<0.001	
7/11/2018	<0.001	
1/29/2019		<0.001
3/27/2019		0.00097
9/11/2019		0.00038 (J)
4/1/2020		<0.001
9/15/2020		<0.001
3/16/2021		<0.001
8/19/2021		<0.001

Mann-Whitney (Wilcoxon Rank Sum)

Constituent: Arsenic (mg/L) Analysis Run 8/2/2022 4:39 PM View: Appendix I Mann-Whitney
Plant McIntosh Client: Southern Company Data: McIntosh LF4 CCR

	GWC-18	GWC-18
12/8/2015	<0.0013	
12/14/2015	<0.0013	
12/28/2015	<0.0013	
1/14/2016	<0.0013	
1/26/2016	<0.0013	
4/19/2016	0.00112 (J)	
6/16/2016	0.0011 (J)	
8/11/2016	0.001 (J)	
9/28/2016	0.00062 (J)	
11/16/2016	0.00046 (J)	
1/11/2017	0.00093 (J)	
3/1/2017	0.0006 (J)	
4/25/2017	0.0011 (J)	
7/25/2017	0.001 (J)	
1/12/2018	0.00095 (J)	
7/11/2018	0.0007 (J)	
1/30/2019		<0.0013
3/27/2019		0.0019
9/11/2019		0.0012
4/1/2020		0.00067
9/15/2020		0.00076 (J)
3/17/2021		0.00072 (J)
8/19/2021		0.00059 (J)

Mann-Whitney (Wilcoxon Rank Sum)

Constituent: Arsenic (mg/L) Analysis Run 8/2/2022 4:39 PM View: Appendix I Mann-Whitney
Plant McIntosh Client: Southern Company Data: McIntosh LF4 CCR

	GWC-19	GWC-19
12/8/2015	<0.001	
12/15/2015	<0.001	
12/28/2015	<0.001	
1/14/2016	<0.001	
1/26/2016	<0.001	
4/19/2016	<0.001	
6/16/2016	0.00026 (J)	
8/10/2016	<0.001	
9/28/2016	<0.001	
11/15/2016	<0.001	
1/16/2017	0.00067 (J)	
3/1/2017	<0.001	
4/25/2017	<0.001	
7/25/2017	<0.001	
1/12/2018	<0.001	
7/11/2018	<0.001	
1/29/2019		<0.001
3/27/2019		<0.001
9/11/2019		0.00057 (J)
4/1/2020		<0.001
9/16/2020		<0.001
3/16/2021		<0.001
8/19/2021		<0.001

Mann-Whitney (Wilcoxon Rank Sum)

Constituent: Arsenic (mg/L) Analysis Run 8/2/2022 4:39 PM View: Appendix I Mann-Whitney
Plant McIntosh Client: Southern Company Data: McIntosh LF4 CCR

	GWC-20	GWC-20
12/9/2015	<0.001	
12/14/2015	<0.001	
12/29/2015	<0.001	
1/14/2016	<0.001	
1/25/2016	<0.001	
4/21/2016	<0.001	
6/16/2016	0.00014 (J)	
8/10/2016	<0.001	
9/27/2016	<0.001	
11/15/2016	<0.001	
1/13/2017	<0.001	
3/1/2017	<0.001	
4/25/2017	0.00046 (J)	
7/25/2017	<0.001	
1/12/2018	<0.001	
7/11/2018	<0.001	
1/29/2019		<0.001
3/27/2019		<0.001
9/11/2019		0.00066 (J)
4/1/2020		<0.001
9/15/2020		<0.001
3/16/2021		<0.001
8/19/2021		<0.001

Mann-Whitney (Wilcoxon Rank Sum)

Constituent: Arsenic (mg/L) Analysis Run 8/2/2022 4:39 PM View: Appendix I Mann-Whitney
Plant McIntosh Client: Southern Company Data: McIntosh LF4 CCR

	GWC-21	GWC-21
12/9/2015	<0.001	
12/14/2015	<0.001	
12/29/2015	0.0022 (J)	
1/14/2016	0.002 (J)	
1/25/2016	<0.001	
4/21/2016	<0.001	
6/16/2016	0.00046 (J)	
8/10/2016	<0.001	
9/27/2016	0.00084 (J)	
11/15/2016	<0.001	
1/12/2017	<0.001	
3/1/2017	<0.001	
4/24/2017	<0.001	
7/25/2017	<0.001	
1/11/2018	<0.001	
7/11/2018	<0.001	
1/30/2019		<0.001
3/27/2019		0.00074
9/11/2019		0.00064 (J)
4/1/2020		<0.001
9/15/2020		<0.001
3/17/2021		<0.001
8/19/2021		<0.001

Mann-Whitney (Wilcoxon Rank Sum)

Constituent: Arsenic (mg/L) Analysis Run 8/2/2022 4:39 PM View: Appendix I Mann-Whitney
Plant McIntosh Client: Southern Company Data: McIntosh LF4 CCR

	GWC-23	GWC-23
6/16/2016	0.00043 (J)	
8/10/2016	0.0021	
9/28/2016	0.0011 (J)	
11/16/2016	0.0011 (J)	
1/17/2017	0.00064 (J)	
3/2/2017	<0.001	
4/25/2017	0.0007 (J)	
7/13/2017	<0.001	
7/25/2017	<0.001	
1/12/2018	<0.001	
7/12/2018	<0.001	
1/30/2019		<0.001
3/27/2019		0.00079
9/11/2019		0.00051 (J)
4/1/2020		<0.001
9/15/2020		<0.001
3/17/2021		<0.001
8/19/2021		<0.001

Mann-Whitney (Wilcoxon Rank Sum)

Constituent: Arsenic (mg/L) Analysis Run 8/2/2022 4:39 PM View: Appendix I Mann-Whitney
Plant McIntosh Client: Southern Company Data: McIntosh LF4 CCR

	GWA-4A	GWA-4A
8/25/2004	<0.001	
9/11/2004	<0.001	
9/26/2004	<0.001	
10/13/2004	<0.001	
7/11/2005	<0.001	
12/7/2005	<0.001	
6/22/2006	<0.001	
11/28/2006	<0.001	
7/6/2007	<0.001	
12/13/2007	<0.001	
6/20/2008	<0.001	
12/7/2008	<0.001	
7/9/2009	<0.001	
12/30/2009	<0.001	
6/22/2010	<0.001	
1/4/2011	<0.001	
7/10/2011	<0.001	
1/21/2012	<0.001	
7/11/2012	<0.001	
1/20/2013	<0.001	
7/19/2013	<0.001	
1/16/2014	<0.001	
7/10/2014	<0.001	
1/16/2015	<0.001	
6/20/2015	<0.001	
1/14/2016	<0.001	
4/20/2016	<0.001	
6/14/2016	0.00016 (J)	
8/11/2016	0.00096 (J)	
9/27/2016	0.0026	
11/14/2016	0.0017	
1/10/2017	0.0021	
2/28/2017	0.0027	
4/20/2017	0.0014	
7/18/2017	0.0012 (J)	
1/10/2018	0.00068 (J)	
7/11/2018	<0.001	
1/29/2019		<0.001
3/26/2019		0.0005
9/10/2019		0.00051 (J)
3/31/2020		<0.001
9/16/2020		<0.001
3/17/2021		<0.001
8/19/2021		<0.001

Mann-Whitney (Wilcoxon Rank Sum)

Constituent: Arsenic (mg/L) Analysis Run 8/2/2022 4:39 PM View: Appendix I Mann-Whitney
Plant McIntosh Client: Southern Company Data: McIntosh LF4 CCR

	GWA-5	GWA-5
8/25/2004	<0.001	
9/11/2004	<0.001	
9/26/2004	<0.001	
10/13/2004	<0.001	
7/11/2005	<0.001	
12/7/2005	<0.001	
6/22/2006	<0.001	
11/28/2006	<0.001	
7/6/2007	<0.001	
12/13/2007	<0.001	
6/20/2008	<0.001	
12/7/2008	<0.001	
7/9/2009	<0.001	
12/29/2009	<0.001	
6/22/2010	<0.001	
1/4/2011	<0.001	
7/9/2011	<0.001	
1/21/2012	<0.001	
7/11/2012	<0.001	
1/19/2013	<0.001	
7/18/2013	<0.001	
1/15/2014	<0.001	
7/10/2014	<0.001	
1/15/2015	<0.001	
6/19/2015	<0.001	
1/14/2016	<0.001	
4/20/2016	<0.001	
6/14/2016	5E-05 (J)	
8/9/2016	<0.001	
9/27/2016	<0.001	
11/15/2016	<0.001	
1/11/2017	<0.001	
1/19/2017	<0.001	
1/24/2017	0.0027	
2/28/2017	<0.001	
4/20/2017	<0.001	
7/18/2017	<0.001	
1/10/2018	<0.001	
7/11/2018	<0.001	
1/29/2019		<0.001
3/26/2019		<0.001
9/10/2019		0.00035 (J)
3/31/2020		<0.001
9/15/2020		<0.001
3/17/2021		<0.001
8/19/2021		<0.001

Mann-Whitney (Wilcoxon Rank Sum)

Constituent: Arsenic (mg/L) Analysis Run 8/2/2022 4:39 PM View: Appendix I Mann-Whitney
Plant McIntosh Client: Southern Company Data: McIntosh LF4 CCR

	GWC-9	GWC-9
8/25/2004	<0.001	
9/11/2004	<0.001	
9/26/2004	<0.001	
10/13/2004	<0.001	
7/11/2005	<0.001	
12/7/2005	<0.001	
6/22/2006	<0.001	
11/28/2006	<0.001	
7/6/2007	<0.001	
12/13/2007	<0.001	
6/20/2008	<0.001	
12/7/2008	<0.001	
7/9/2009	<0.001	
12/29/2009	<0.001	
6/22/2010	<0.001	
1/5/2011	<0.001	
7/9/2011	<0.001	
1/21/2012	<0.001	
7/11/2012	<0.001	
1/19/2013	<0.001	
7/18/2013	<0.001	
1/15/2014	<0.001	
7/10/2014	<0.001	
1/16/2015	<0.001	
6/20/2015	<0.001	
1/14/2016	<0.001	
4/19/2016	<0.001	
6/15/2016	<0.001	
8/10/2016	<0.001	
9/27/2016	<0.001	
11/15/2016	<0.001	
1/13/2017	0.00055 (J)	
3/1/2017	<0.001	
4/24/2017	<0.001	
7/24/2017	<0.001	
1/12/2018	<0.001	
7/12/2018	<0.001	
1/30/2019		<0.001
3/27/2019		0.00073
9/11/2019		0.00044 (J)
4/1/2020		<0.001
9/16/2020		<0.001
3/17/2021		<0.001
8/19/2021		<0.001

Mann-Whitney (Wilcoxon Rank Sum)

Constituent: Barium (mg/L) Analysis Run 8/2/2022 4:39 PM View: Appendix I Mann-Whitney
Plant McIntosh Client: Southern Company Data: McIntosh LF4 CCR

	GWA-13	GWA-13
12/7/2015	0.015	
12/15/2015	0.015	
12/29/2015	0.016	
1/13/2016	0.017	
1/25/2016	0.017	
4/20/2016	0.0144	
6/14/2016	0.015	
8/9/2016	0.013	
9/27/2016	0.015	
11/15/2016	0.015	
1/12/2017	0.012	
2/28/2017	0.016	
4/20/2017	0.015	
7/18/2017	0.015	
1/10/2018	0.015	
7/11/2018	0.015	
1/29/2019		0.019
3/26/2019		0.016
9/10/2019		0.03
3/31/2020		0.015
9/15/2020		0.014
3/16/2021		0.018
8/18/2021		0.018

Mann-Whitney (Wilcoxon Rank Sum)

Constituent: Barium (mg/L) Analysis Run 8/2/2022 4:39 PM View: Appendix I Mann-Whitney
Plant McIntosh Client: Southern Company Data: McIntosh LF4 CCR

	GWA-14	GWA-14
12/7/2015	0.018	
12/15/2015	0.017	
12/29/2015	0.018	
1/13/2016	0.018	
1/25/2016	0.018	
4/20/2016	0.0143	
6/14/2016	0.012	
8/9/2016	0.011	
9/27/2016	0.01	
11/15/2016	0.012	
1/11/2017	0.011	
2/28/2017	0.011	
4/20/2017	0.011	
7/19/2017	0.012	
1/11/2018	0.012	
7/11/2018	0.012	
1/29/2019		0.013
3/26/2019		0.012
9/10/2019		0.016
4/1/2020		0.013
9/15/2020		0.012
3/16/2021		0.013
8/17/2021		0.014

Mann-Whitney (Wilcoxon Rank Sum)

Constituent: Barium (mg/L) Analysis Run 8/2/2022 4:39 PM View: Appendix I Mann-Whitney
Plant McIntosh Client: Southern Company Data: McIntosh LF4 CCR

	GWA-16	GWA-16
12/7/2015	0.027	
12/14/2015	0.028	
12/28/2015	0.029	
1/13/2016	0.028	
1/25/2016	0.027	
4/20/2016	0.0259	
6/15/2016	0.024	
8/9/2016	0.023	
9/27/2016	0.021	
11/15/2016	0.023	
1/11/2017	0.021	
3/1/2017	0.022	
4/20/2017	0.022	
7/19/2017	0.024	
1/11/2018	0.022	
7/11/2018	0.023	
1/29/2019		0.026
3/26/2019		0.023
9/10/2019		0.039
4/1/2020		0.022
9/15/2020		0.024
3/16/2021		0.025
8/17/2021		0.024

Mann-Whitney (Wilcoxon Rank Sum)

Constituent: Barium (mg/L) Analysis Run 8/2/2022 4:39 PM View: Appendix I Mann-Whitney
Plant McIntosh Client: Southern Company Data: McIntosh LF4 CCR

	GWA-2	GWA-2
8/25/2004	0.018	
9/11/2004	0.019	
9/26/2004	0.02	
10/13/2004	0.017	
7/11/2005	0.012	
12/7/2005	0.014	
6/22/2006	0.018	
11/28/2006	0.015	
7/6/2007	0.014	
12/13/2007	0.014	
6/20/2008	0.018	
12/7/2008	0.013	
7/9/2009	0.019	
12/28/2009	0.012	
6/22/2010	0.02	
1/4/2011	0.02	
7/9/2011	0.028	
1/21/2012	0.026	
7/11/2012	0.038	
1/20/2013	0.025	
7/19/2013	0.018	
1/15/2014	0.026	
7/11/2014	0.029	
1/16/2015	0.021	
6/20/2015	0.031	
1/16/2016	0.031	
4/19/2016	0.0305	
6/14/2016	0.03	
8/9/2016	0.032	
9/26/2016	0.031	
11/15/2016	0.033	
1/10/2017	0.031	
2/28/2017	0.033	
4/19/2017	0.032	
7/17/2017	0.033	
1/10/2018	0.034	
7/11/2018	0.035	
1/29/2019		0.034
3/27/2019		0.03
9/11/2019		0.034
4/1/2020		0.037
9/15/2020		0.036
3/16/2021		0.035
8/17/2021		0.037

Mann-Whitney (Wilcoxon Rank Sum)

Constituent: Barium (mg/L) Analysis Run 8/2/2022 4:39 PM View: Appendix I Mann-Whitney
Plant McIntosh Client: Southern Company Data: McIntosh LF4 CCR

	GWA-3	GWA-3
8/25/2004	0.025	
9/11/2004	0.015	
9/26/2004	0.017	
10/13/2004	0.017	
7/11/2005	0.012	
12/7/2005	0.012	
6/22/2006	0.016	
11/28/2006	0.017	
7/6/2007	0.1 (O)	
12/13/2007	0.01	
6/20/2008	0.026	
12/7/2008	0.097 (O)	
7/9/2009	0.01	
12/28/2009	0.0091	
6/22/2010	0.011	
1/5/2011	0.21 (O)	
7/9/2011	0.035	
1/20/2012	0.021	
7/11/2012	0.009	
1/19/2013	0.01	
7/18/2013	0.014	
1/15/2014	0.016	
7/11/2014	0.016	
1/15/2015	0.014	
6/19/2015	0.013	
1/16/2016	0.021	
4/19/2016	0.0217	
6/14/2016	0.024	
8/9/2016	0.023	
9/27/2016	0.016	
11/14/2016	0.014	
1/10/2017	0.015	
2/28/2017	0.017	
4/19/2017	0.013	
7/18/2017	0.012	
1/10/2018	0.016	
7/11/2018	0.015	
1/29/2019		0.017
3/27/2019		0.014
9/11/2019		0.015
4/1/2020		0.014
9/15/2020		0.015
3/16/2021		0.015
8/17/2021		0.015

Mann-Whitney (Wilcoxon Rank Sum)

Constituent: Barium (mg/L) Analysis Run 8/2/2022 4:39 PM View: Appendix I Mann-Whitney
Plant McIntosh Client: Southern Company Data: McIntosh LF4 CCR

	GWC-1	GWC-1
8/25/2004	0.02	
9/11/2004	0.021	
9/26/2004	0.019	
7/11/2005	0.017	
12/7/2005	0.018	
6/22/2006	0.018	
11/28/2006	0.026	
7/6/2007	0.014	
12/13/2007	0.013	
6/20/2008	0.019	
12/7/2008	0.019	
7/9/2009	0.029	
12/28/2009	0.039	
6/22/2010	0.032	
1/4/2011	0.024	
7/9/2011	0.034	
1/21/2012	0.022	
7/11/2012	0.023	
1/20/2013	0.027	
7/19/2013	0.037	
1/15/2014	0.032	
7/11/2014	0.034	
1/16/2015	0.032	
6/20/2015	0.037	
1/16/2016	0.051	
4/20/2016	0.0554	
6/15/2016	0.046	
8/10/2016	0.042	
9/27/2016	0.042	
11/15/2016	0.042	
1/12/2017	0.046	
1/23/2017	0.023	
3/1/2017	0.048	
4/20/2017	0.046	
7/19/2017	0.045	
1/11/2018	0.046	
7/12/2018		0.045
1/30/2019		0.05
3/27/2019		0.045
9/11/2019		0.038
4/1/2020		0.041
9/15/2020		0.038
3/16/2021		0.039
8/18/2021		0.034

Mann-Whitney (Wilcoxon Rank Sum)

Constituent: Barium (mg/L) Analysis Run 8/2/2022 4:39 PM View: Appendix I Mann-Whitney
Plant McIntosh Client: Southern Company Data: McIntosh LF4 CCR

	GWC-10	GWC-10
8/25/2004	0.036	
9/11/2004	0.036	
9/26/2004	0.035	
10/13/2004	0.035	
7/11/2005	0.017	
12/7/2005	0.017	
6/22/2006	0.015	
11/28/2006	0.032	
7/6/2007	0.03	
12/13/2007	0.039	
6/20/2008	0.038	
12/7/2008	0.034	
7/10/2009	0.032	
12/29/2009	0.03	
6/22/2010	0.024	
1/4/2011	0.017	
7/10/2011	0.03	
1/21/2012	0.022	
7/11/2012	0.025	
1/20/2013	0.029	
7/19/2013	0.02	
1/16/2014	0.022	
7/10/2014	0.018	
1/16/2015	0.019	
6/20/2015	0.021	
1/16/2016	0.019	
4/21/2016	0.0178	
6/16/2016	0.022	
8/10/2016	0.015	
9/27/2016	0.014	
11/15/2016	0.015	
1/12/2017	0.015	
3/1/2017	0.017	
4/24/2017	0.014	
7/24/2017	0.015	
1/11/2018	0.013	
7/12/2018	0.024	
1/30/2019		0.023
3/27/2019		0.019
9/11/2019		0.021
4/1/2020		0.035
9/15/2020		0.023
3/16/2021		0.019
8/18/2021		0.018

Mann-Whitney (Wilcoxon Rank Sum)

Constituent: Barium (mg/L) Analysis Run 8/2/2022 4:39 PM View: Appendix I Mann-Whitney
Plant McIntosh Client: Southern Company Data: McIntosh LF4 CCR

	GWC-11	GWC-11
8/25/2004	0.018	
9/11/2004	0.022	
9/26/2004	0.022	
10/13/2004	0.017	
7/11/2005	0.015	
12/7/2005	0.012	
6/22/2006	0.012	
11/28/2006	0.013	
7/6/2007	0.012	
12/13/2007	0.013	
6/20/2008	0.026	
12/7/2008	0.093 (O)	
7/10/2009	0.013	
12/29/2009	0.012	
6/22/2010	0.014	
1/5/2011	0.011	
7/9/2011	0.012	
1/21/2012	0.017	
7/11/2012	0.015	
1/19/2013	0.013	
7/19/2013	0.012	
1/15/2014	0.012	
7/11/2014	0.012	
1/16/2015	0.011	
6/20/2015	0.013	
1/14/2016	0.016	
4/20/2016	0.0113	
6/15/2016	0.013	
8/10/2016	0.01	
9/27/2016	0.01	
11/15/2016	0.011	
1/12/2017	0.01	
3/1/2017	0.011	
4/24/2017	0.01	
7/24/2017	0.0089	
1/11/2018	0.01	
7/12/2018	0.016	
1/30/2019		0.014 (J)
3/27/2019		0.013
9/11/2019		0.011
4/2/2020		0.011
9/15/2020		0.015
3/17/2021		0.016
8/18/2021		0.011

Mann-Whitney (Wilcoxon Rank Sum)

Constituent: Barium (mg/L) Analysis Run 8/2/2022 4:39 PM View: Appendix I Mann-Whitney
Plant McIntosh Client: Southern Company Data: McIntosh LF4 CCR

	GWC-12	GWC-12
8/25/2004	0.014	
9/11/2004	0.014	
9/26/2004	0.014	
10/13/2004	0.013	
7/11/2005	0.011	
12/7/2005	0.012	
6/22/2006	0.012	
11/28/2006	0.011	
7/6/2007	0.014	
12/13/2007	0.011	
6/20/2008	0.011	
12/7/2008	0.01	
7/10/2009	0.011	
12/28/2009	0.011	
6/22/2010	0.011	
1/4/2011	0.013	
7/9/2011	0.015	
1/20/2012	0.013	
7/11/2012	0.015	
1/19/2013	0.014	
7/18/2013	0.013	
1/15/2014	0.013	
7/11/2014	0.016	
1/15/2015	0.012	
6/19/2015	0.015	
1/16/2016	0.013	
4/20/2016	0.0114	
6/15/2016	0.0095 (J)	
8/10/2016	0.0094	
9/27/2016	0.011	
11/15/2016	0.0096	
1/12/2017	0.01	
3/1/2017	0.011	
4/20/2017	0.01	
7/20/2017	0.011	
1/11/2018	0.01	
7/12/2018	0.011	
1/30/2019		0.011 (J)
3/27/2019		0.0099
9/11/2019		0.01
4/1/2020		0.0097 (J)
9/16/2020		0.011
3/16/2021		0.01
8/18/2021		0.01

Mann-Whitney (Wilcoxon Rank Sum)

Constituent: Barium (mg/L) Analysis Run 8/2/2022 4:39 PM View: Appendix I Mann-Whitney
Plant McIntosh Client: Southern Company Data: McIntosh LF4 CCR

	GWA-15	GWA-15
12/7/2015	0.027	
12/15/2015	0.028	
12/28/2015	0.026	
1/13/2016	0.026	
1/25/2016	0.027	
4/21/2016	0.0262	
6/15/2016	0.024	
8/9/2016	0.023	
9/27/2016	0.023	
11/15/2016	0.023	
1/11/2017	0.022	
2/28/2017	0.023	
4/20/2017	0.024	
7/19/2017	0.025	
1/11/2018	0.023	
7/11/2018	0.025	
1/29/2019		0.027
3/26/2019		0.028
9/11/2019		0.023
4/1/2020		0.026
9/15/2020		0.023
3/17/2021		0.028
8/19/2021		0.022

Mann-Whitney (Wilcoxon Rank Sum)

Constituent: Barium (mg/L) Analysis Run 8/2/2022 4:39 PM View: Appendix I Mann-Whitney
Plant McIntosh Client: Southern Company Data: McIntosh LF4 CCR

	GWC-17	GWC-17
12/8/2015	0.021	
12/14/2015	0.021	
12/28/2015	0.02	
1/13/2016	0.019	
1/26/2016	0.019	
4/20/2016	0.0188	
6/15/2016	0.017	
8/9/2016	0.018	
9/27/2016	0.016	
11/15/2016	0.017	
1/11/2017	0.017	
3/1/2017	0.017	
4/20/2017	0.016	
7/19/2017	0.017	
1/11/2018	0.017	
7/11/2018	0.017	
1/29/2019		0.02
3/27/2019		0.017
9/11/2019		0.021
4/1/2020		0.019
9/15/2020		0.018
3/16/2021		0.017
8/19/2021		0.017

Mann-Whitney (Wilcoxon Rank Sum)

Constituent: Barium (mg/L) Analysis Run 8/2/2022 4:39 PM View: Appendix I Mann-Whitney
Plant McIntosh Client: Southern Company Data: McIntosh LF4 CCR

	GWC-18	GWC-18
12/8/2015	0.053	
12/14/2015	0.049	
12/28/2015	0.048	
1/14/2016	0.048	
1/26/2016	0.044	
4/19/2016	0.0308	
6/16/2016	0.029	
8/11/2016	0.023	
9/28/2016	0.024	
11/16/2016	0.022	
1/11/2017	0.017	
3/1/2017	0.02	
4/25/2017	0.02	
7/25/2017	0.017	
1/12/2018	0.015	
7/11/2018	0.013	
1/30/2019		0.02
3/27/2019		0.014
9/11/2019		0.018
4/1/2020		0.013
9/15/2020		0.014
3/17/2021		0.013
8/19/2021		0.013

Mann-Whitney (Wilcoxon Rank Sum)

Constituent: Barium (mg/L) Analysis Run 8/2/2022 4:39 PM View: Appendix I Mann-Whitney
Plant McIntosh Client: Southern Company Data: McIntosh LF4 CCR

	GWC-19	GWC-19
12/8/2015	0.057	
12/15/2015	0.052	
12/28/2015	0.041	
1/14/2016	0.038	
1/26/2016	0.034	
4/19/2016	0.023	
6/16/2016	0.017	
8/10/2016	0.013	
9/28/2016	0.013	
11/15/2016	0.013	
1/16/2017	0.014	
3/1/2017	0.017	
4/25/2017	0.015	
7/25/2017	0.012	
1/12/2018	0.014	
7/11/2018	0.018	
1/29/2019		0.016
3/27/2019		0.013
9/11/2019		0.015
4/1/2020		0.013
9/16/2020		0.012
3/16/2021		0.0099 (J)
8/19/2021		0.0095 (J)

Mann-Whitney (Wilcoxon Rank Sum)

Constituent: Barium (mg/L) Analysis Run 8/2/2022 4:39 PM View: Appendix I Mann-Whitney
Plant McIntosh Client: Southern Company Data: McIntosh LF4 CCR

	GWC-20	GWC-20
12/9/2015	0.039	
12/14/2015	0.045	
12/29/2015	0.045	
1/14/2016	0.034	
1/25/2016	0.038	
4/21/2016	0.0325	
6/16/2016	0.027	
8/10/2016	0.025	
9/27/2016	0.023	
11/15/2016	0.022	
1/13/2017	0.021	
3/1/2017	0.021	
4/25/2017	0.02	
7/25/2017	0.02	
1/12/2018	0.021	
7/11/2018	0.021	
1/29/2019		0.017
3/27/2019		0.018
9/11/2019		0.021
4/1/2020		0.016
9/15/2020		0.021
3/16/2021		0.016
8/19/2021		0.017

Mann-Whitney (Wilcoxon Rank Sum)

Constituent: Barium (mg/L) Analysis Run 8/2/2022 4:39 PM View: Appendix I Mann-Whitney
Plant McIntosh Client: Southern Company Data: McIntosh LF4 CCR

	GWC-21	GWC-21
12/9/2015	0.024	
12/14/2015	0.027	
12/29/2015	0.027	
1/14/2016	0.025	
1/25/2016	0.023	
4/21/2016	0.0165	
6/16/2016	0.018	
8/10/2016	0.014	
9/27/2016	0.018	
11/15/2016	0.015	
1/12/2017	0.014	
3/1/2017	0.015	
4/24/2017	0.015	
7/25/2017	0.015	
1/11/2018	0.016	
7/11/2018	0.017	
1/30/2019		0.017
3/27/2019		0.016
9/11/2019		0.019
4/1/2020		0.018
9/15/2020		0.021
3/17/2021		0.019
8/19/2021		0.018

Mann-Whitney (Wilcoxon Rank Sum)

Constituent: Barium (mg/L) Analysis Run 8/2/2022 4:39 PM View: Appendix I Mann-Whitney
Plant McIntosh Client: Southern Company Data: McIntosh LF4 CCR

	GWC-23	GWC-23
6/16/2016	0.057	
8/10/2016	0.072	
9/28/2016	0.076	
11/16/2016	0.057	
1/17/2017	0.049	
3/2/2017	0.067	
4/25/2017	0.049	
7/13/2017	0.04	
7/25/2017	0.038	
1/12/2018	0.037	
7/12/2018	0.037	
1/30/2019		0.034
3/27/2019		0.027
9/11/2019		0.023
4/1/2020		0.024
9/15/2020		0.024
3/17/2021		0.024
8/19/2021		0.019

Mann-Whitney (Wilcoxon Rank Sum)

Constituent: Barium (mg/L) Analysis Run 8/2/2022 4:39 PM View: Appendix I Mann-Whitney
Plant McIntosh Client: Southern Company Data: McIntosh LF4 CCR

	GWA-4A	GWA-4A
8/25/2004	0.0096	
9/11/2004	0.024	
9/26/2004	0.027	
10/13/2004	0.022	
7/11/2005	0.029	
12/7/2005	0.023	
6/22/2006	0.026	
11/28/2006	0.039	
7/6/2007	0.037	
12/13/2007	0.029	
6/20/2008	0.037	
12/7/2008	0.025	
7/9/2009	0.028	
12/30/2009	0.017	
6/22/2010	0.032	
1/4/2011	0.02	
7/10/2011	0.032	
1/21/2012	0.026	
7/11/2012	0.023	
1/20/2013	0.011	
7/19/2013	0.018	
1/16/2014	0.015	
7/10/2014	0.025	
1/16/2015	0.022	
6/20/2015	0.015	
1/14/2016	0.016	
4/20/2016	0.0234	
6/14/2016	0.019	
8/11/2016	0.024	
9/27/2016	0.035	
11/14/2016	0.034	
1/10/2017	0.021	
2/28/2017	0.021	
4/20/2017	0.019	
7/18/2017	0.018	
1/10/2018	0.021	
7/11/2018	0.029	
1/29/2019		0.025
3/26/2019		0.023
9/10/2019		0.026
3/31/2020		0.017
9/16/2020		0.016
3/17/2021		0.014
8/19/2021		0.013

Mann-Whitney (Wilcoxon Rank Sum)

Constituent: Barium (mg/L) Analysis Run 8/2/2022 4:39 PM View: Appendix I Mann-Whitney
Plant McIntosh Client: Southern Company Data: McIntosh LF4 CCR

	GWA-5	GWA-5
8/25/2004	0.016	
9/11/2004	0.02	
9/26/2004	0.016	
10/13/2004	0.014	
7/11/2005	0.014	
12/7/2005	0.014	
6/22/2006	0.019	
11/28/2006	0.016	
7/6/2007	0.018	
12/13/2007	0.015	
6/20/2008	0.018	
12/7/2008	0.016	
7/9/2009	0.019	
12/29/2009	0.02	
6/22/2010	0.027	
1/4/2011	0.025	
7/9/2011	0.022	
1/21/2012	0.024	
7/11/2012	0.024	
1/19/2013	0.026	
7/18/2013	0.024	
1/15/2014	0.026	
7/10/2014	0.036	
1/15/2015	0.035	
6/19/2015	0.066	
1/14/2016	0.059	
4/20/2016	0.0553	
6/14/2016	0.035	
8/9/2016	0.035	
9/27/2016	0.038	
11/15/2016	0.039	
1/11/2017	0.037	
1/19/2017	0.079	
1/24/2017	0.42 (o)	
2/28/2017	0.042	
4/20/2017	0.04	
7/18/2017	0.04	
1/10/2018	0.048	
7/11/2018	0.044	
1/29/2019		0.05
3/26/2019		0.046
9/10/2019		0.044
3/31/2020		0.044
9/15/2020		0.041
3/17/2021		0.04
8/19/2021		0.038

Mann-Whitney (Wilcoxon Rank Sum)

Constituent: Barium (mg/L) Analysis Run 8/2/2022 4:39 PM View: Appendix I Mann-Whitney
Plant McIntosh Client: Southern Company Data: McIntosh LF4 CCR

	GWC-9	GWC-9
8/25/2004	0.029	
9/11/2004	0.031	
9/26/2004	0.03	
10/13/2004	0.024	
7/11/2005	0.022	
12/7/2005	0.032	
6/22/2006	0.026	
11/28/2006	0.02	
7/6/2007	0.018	
12/13/2007	0.017	
6/20/2008	0.018	
12/7/2008	0.016	
7/9/2009	0.019	
12/29/2009	0.02	
6/22/2010	0.022	
1/5/2011	0.021	
7/9/2011	0.021	
1/21/2012	0.021	
7/11/2012	0.021	
1/19/2013	0.024	
7/18/2013	0.024	
1/15/2014	0.022	
7/10/2014	0.023	
1/16/2015	0.015	
6/20/2015	0.024	
1/14/2016	0.026	
4/19/2016	0.0274	
6/15/2016	0.024	
8/10/2016	0.031	
9/27/2016	0.029	
11/15/2016	0.029	
1/13/2017	0.025	
3/1/2017	0.03	
4/24/2017	0.024	
7/24/2017	0.026	
1/12/2018	0.027	
7/12/2018	0.031	
1/30/2019		0.032
3/27/2019		0.023
9/11/2019		0.029
4/1/2020		0.021
9/16/2020		0.033
3/17/2021		0.041
8/19/2021		0.024

Mann-Whitney (Wilcoxon Rank Sum)

Constituent: Beryllium (mg/L) Analysis Run 8/2/2022 4:39 PM View: Appendix I Mann-Whitney
Plant McIntosh Client: Southern Company Data: McIntosh LF4 CCR

	GWA-13	GWA-13
12/7/2015	<0.0025	
12/15/2015	<0.0025	
1/13/2016	<0.0025	
1/25/2016	<0.0025	
4/20/2016	<0.0025	
6/14/2016	7.1E-05 (J)	
8/9/2016	<0.0025	
9/27/2016	<0.0025	
11/15/2016	<0.0025	
1/12/2017	<0.0025	
2/28/2017	<0.0025	
4/20/2017	<0.0025	
7/18/2017	<0.0025	
1/10/2018	<0.0025	
7/11/2018	<0.0025	
1/29/2019		<0.0025
3/26/2019		<0.0025
9/10/2019		0.0008 (J)
3/31/2020		<0.0025
9/15/2020		<0.0025
3/16/2021		0.0002 (J)
8/18/2021		<0.0025

Mann-Whitney (Wilcoxon Rank Sum)

Constituent: Beryllium (mg/L) Analysis Run 8/2/2022 4:39 PM View: Appendix I Mann-Whitney
Plant McIntosh Client: Southern Company Data: McIntosh LF4 CCR

	GWA-14	GWA-14
12/7/2015	<0.0025	
12/15/2015	<0.0025	
12/29/2015	<0.0025	
1/13/2016	<0.0025	
1/25/2016	<0.0025	
4/20/2016	<0.0025	
6/14/2016	4.4E-05 (J)	
8/9/2016	<0.0025	
9/27/2016	<0.0025	
11/15/2016	<0.0025	
1/11/2017	<0.0025	
2/28/2017	<0.0025	
4/20/2017	<0.0025	
7/19/2017	<0.0025	
1/11/2018	<0.0025	
7/11/2018	<0.0025	
1/29/2019		<0.0025
3/26/2019		<0.0025
9/10/2019		0.00025 (J)
4/1/2020		<0.0025
9/15/2020		<0.0025
3/16/2021		<0.0025
8/17/2021		<0.0025

Mann-Whitney (Wilcoxon Rank Sum)

Constituent: Beryllium (mg/L) Analysis Run 8/2/2022 4:39 PM View: Appendix I Mann-Whitney
Plant McIntosh Client: Southern Company Data: McIntosh LF4 CCR

	GWA-16	GWA-16
12/7/2015	<0.0025	
12/14/2015	<0.0025	
12/28/2015	<0.0025	
1/13/2016	<0.0025	
1/25/2016	<0.0025	
4/20/2016	<0.0025	
6/15/2016	0.00011 (J)	
8/9/2016	<0.0025	
9/27/2016	<0.0025	
11/15/2016	<0.0025	
1/11/2017	<0.0025	
3/1/2017	<0.0025	
4/20/2017	<0.0025	
7/19/2017	<0.0025	
1/11/2018	<0.0025	
7/11/2018	<0.0025	
1/29/2019		<0.0025
3/26/2019		<0.0025
9/10/2019		0.00036 (J)
4/1/2020		<0.0025
9/15/2020		<0.0025
3/16/2021		<0.0025
8/17/2021		<0.0025

Mann-Whitney (Wilcoxon Rank Sum)

Constituent: Beryllium (mg/L) Analysis Run 8/2/2022 4:39 PM View: Appendix I Mann-Whitney
Plant McIntosh Client: Southern Company Data: McIntosh LF4 CCR

	GWA-2	GWA-2
8/25/2004	<0.0025	
9/11/2004	<0.0025	
9/26/2004	<0.0025	
10/13/2004	<0.0025	
7/11/2005	<0.0025	
12/7/2005	<0.0025	
6/22/2006	<0.0025	
11/28/2006	<0.0025	
7/6/2007	<0.0025	
12/13/2007	<0.0025	
6/20/2008	<0.0025	
12/7/2008	<0.0025	
7/9/2009	<0.0025	
12/28/2009	<0.0025	
6/22/2010	<0.0025	
1/4/2011	<0.0025	
7/9/2011	<0.0025	
1/21/2012	<0.0025	
7/11/2012	<0.0025	
1/20/2013	<0.0025	
7/19/2013	<0.0025	
1/15/2014	0.00011 (J)	
7/11/2014	0.0001 (J)	
1/16/2015	<0.0025	
6/20/2015	<0.0025	
1/16/2016	<0.0025	
4/19/2016	<0.0025	
6/14/2016	6.5E-05 (J)	
8/9/2016	<0.0025	
9/26/2016	<0.0025	
11/15/2016	<0.0025	
1/10/2017	<0.0025	
2/28/2017	<0.0025	
4/19/2017	<0.0025	
7/17/2017	<0.0025	
1/10/2018	<0.0025	
7/11/2018	<0.0025	
1/29/2019		6.3E-05 (J)
3/27/2019		<0.0025
9/11/2019		<0.0025
4/1/2020		<0.0025
9/15/2020		0.00024 (J)
3/16/2021		<0.0025
8/17/2021		0.00018 (J)

Mann-Whitney (Wilcoxon Rank Sum)

Constituent: Beryllium (mg/L) Analysis Run 8/2/2022 4:39 PM View: Appendix I Mann-Whitney

Plant McIntosh Client: Southern Company Data: McIntosh LF4 CCR

	GWA-3	GWA-3
8/25/2004	<0.0025	
9/11/2004	<0.0025	
9/26/2004	<0.0025	
10/13/2004	<0.0025	
7/11/2005	<0.0025	
12/7/2005	<0.0025	
6/22/2006	<0.0025	
11/28/2006	<0.0025	
7/6/2007	<0.0025	
12/13/2007	<0.0025	
6/20/2008	<0.0025	
12/7/2008	<0.0025	
7/9/2009	<0.0025	
12/28/2009	<0.0025	
6/22/2010	<0.0025	
1/5/2011	0.0018	
7/9/2011	<0.0025	
1/20/2012	<0.0025	
7/11/2012	<0.0025	
1/19/2013	<0.0025	
7/18/2013	<0.0025	
1/15/2014	<0.0025	
7/11/2014	<0.0025	
1/15/2015	<0.0025	
6/19/2015	<0.0025	
1/16/2016	<0.0025	
4/19/2016	<0.0025	
6/14/2016	3.2E-05 (J)	
8/9/2016	<0.0025	
9/27/2016	<0.0025	
11/14/2016	<0.0025	
1/10/2017	<0.0025	
2/28/2017	<0.0025	
4/19/2017	<0.0025	
7/18/2017	<0.0025	
1/10/2018	<0.0025	
7/11/2018	<0.0025	
1/29/2019		<0.0025
3/27/2019		<0.0025
9/11/2019		<0.0025
4/1/2020		<0.0025
9/15/2020		<0.0025
3/16/2021		<0.0025
8/17/2021		<0.0025

Mann-Whitney (Wilcoxon Rank Sum)

Constituent: Beryllium (mg/L) Analysis Run 8/2/2022 4:39 PM View: Appendix I Mann-Whitney

Plant McIntosh Client: Southern Company Data: McIntosh LF4 CCR

	GWC-1	GWC-1
8/25/2004	<0.0025	
9/11/2004	<0.0025	
9/26/2004	<0.0025	
7/11/2005	<0.0025	
12/7/2005	<0.0025	
6/22/2006	<0.0025	
11/28/2006	<0.0025	
7/6/2007	<0.0025	
12/13/2007	<0.0025	
6/20/2008	<0.0025	
12/7/2008	<0.0025	
7/9/2009	<0.0025	
12/28/2009	<0.0025	
6/22/2010	<0.0025	
1/4/2011	<0.0025	
7/9/2011	<0.0025	
1/21/2012	<0.0025	
7/11/2012	<0.0025	
1/20/2013	<0.0025	
7/19/2013	<0.0025	
1/15/2014	0.00016 (J)	
7/11/2014	0.00018 (J)	
1/16/2015	0.00016 (J)	
6/20/2015	0.00017 (J)	
1/16/2016	8E-05 (J)	
4/20/2016	<0.0025	
6/15/2016	0.00012 (J)	
8/10/2016	<0.0025	
9/27/2016	<0.0025	
11/15/2016	<0.0025	
1/12/2017	<0.0025	
1/23/2017	<0.0025	
3/1/2017	<0.0025	
4/20/2017	<0.0025	
7/19/2017	<0.0025	
1/11/2018	<0.0025	
7/12/2018	<0.0025	
1/30/2019		<0.0025
3/27/2019		<0.0025
9/11/2019		0.00021 (J)
4/1/2020		<0.0025
9/15/2020		<0.0025
3/16/2021		0.00022 (J)
8/18/2021		0.00018 (J)

Mann-Whitney (Wilcoxon Rank Sum)

Constituent: Beryllium (mg/L) Analysis Run 8/2/2022 4:39 PM View: Appendix I Mann-Whitney

Plant McIntosh Client: Southern Company Data: McIntosh LF4 CCR

	GWC-10	GWC-10
8/25/2004	<0.0025	
9/11/2004	<0.0025	
9/26/2004	<0.0025	
10/13/2004	<0.0025	
7/11/2005	<0.0025	
12/7/2005	<0.0025	
6/22/2006	<0.0025	
11/28/2006	<0.0025	
7/6/2007	<0.0025	
12/13/2007	<0.0025	
6/20/2008	<0.0025	
12/7/2008	<0.0025	
7/10/2009	<0.0025	
12/29/2009	<0.0025	
6/22/2010	<0.0025	
1/4/2011	<0.0025	
7/10/2011	<0.0025	
1/21/2012	<0.0025	
7/11/2012	<0.0025	
1/20/2013	<0.0025	
7/19/2013	<0.0025	
1/16/2014	<0.0025	
7/10/2014	<0.0025	
1/16/2015	<0.0025	
6/20/2015	0.00013 (J)	
1/16/2016	<0.0025	
4/21/2016	<0.0025	
6/16/2016	8.5E-05 (J)	
8/10/2016	<0.0025	
9/27/2016	<0.0025	
11/15/2016	<0.0025	
1/12/2017	<0.0025	
3/1/2017	<0.0025	
4/24/2017	<0.0025	
7/24/2017	<0.0025	
1/11/2018	<0.0025	
7/12/2018	<0.0025	
1/30/2019		<0.0025
3/27/2019		<0.0025
9/11/2019		<0.0025
4/1/2020		<0.0025
9/15/2020		<0.0025
3/16/2021		0.00033 (J)
8/18/2021		<0.0025

Mann-Whitney (Wilcoxon Rank Sum)

Constituent: Beryllium (mg/L) Analysis Run 8/2/2022 4:39 PM View: Appendix I Mann-Whitney

Plant McIntosh Client: Southern Company Data: McIntosh LF4 CCR

	GWC-11	GWC-11
8/25/2004	<0.0025	
9/11/2004	<0.0025	
9/26/2004	<0.0025	
10/13/2004	<0.0025	
7/11/2005	<0.0025	
12/7/2005	<0.0025	
6/22/2006	<0.0025	
11/28/2006	<0.0025	
7/6/2007	<0.0025	
12/13/2007	<0.0025	
6/20/2008	<0.0025	
12/7/2008	<0.0025	
7/10/2009	<0.0025	
12/29/2009	<0.0025	
6/22/2010	<0.0025	
1/5/2011	<0.0025	
7/9/2011	<0.0025	
1/21/2012	<0.0025	
7/11/2012	<0.0025	
1/19/2013	<0.0025	
7/19/2013	<0.0025	
1/15/2014	<0.0025	
7/11/2014	<0.0025	
1/16/2015	<0.0025	
6/20/2015	<0.0025	
1/14/2016	<0.0025	
4/20/2016	<0.0025	
6/15/2016	<0.0025	
8/10/2016	<0.0025	
9/27/2016	<0.0025	
11/15/2016	<0.0025	
1/12/2017	<0.0025	
3/1/2017	<0.0025	
4/24/2017	<0.0025	
7/24/2017	<0.0025	
1/11/2018	<0.0025	
7/12/2018	<0.0025	
1/30/2019		<0.0025
3/27/2019		<0.0025
9/11/2019		<0.0025
4/2/2020		0.00023 (J)
9/15/2020		<0.0025
3/17/2021		0.00048 (J)
8/18/2021		<0.0025

Mann-Whitney (Wilcoxon Rank Sum)

Constituent: Beryllium (mg/L) Analysis Run 8/2/2022 4:39 PM View: Appendix I Mann-Whitney

Plant McIntosh Client: Southern Company Data: McIntosh LF4 CCR

	GWC-12	GWC-12
8/25/2004	<0.0025	
9/11/2004	<0.0025	
9/26/2004	<0.0025	
10/13/2004	<0.0025	
7/11/2005	<0.0025	
12/7/2005	<0.0025	
6/22/2006	<0.0025	
11/28/2006	<0.0025	
7/6/2007	<0.0025	
12/13/2007	<0.0025	
6/20/2008	<0.0025	
12/7/2008	<0.0025	
7/10/2009	<0.0025	
12/28/2009	<0.0025	
6/22/2010	<0.0025	
1/4/2011	<0.0025	
7/9/2011	<0.0025	
1/20/2012	<0.0025	
7/11/2012	<0.0025	
1/19/2013	<0.0025	
7/18/2013	<0.0025	
1/15/2014	0.00017 (J)	
7/11/2014	0.00024 (J)	
1/15/2015	0.00015 (J)	
6/19/2015	0.00016 (J)	
1/16/2016	0.00014 (J)	
4/20/2016	<0.0025	
6/15/2016	0.00014 (J)	
8/10/2016	<0.0025	
9/27/2016	<0.0025	
11/15/2016	<0.0025	
1/12/2017	<0.0025	
3/1/2017	<0.0025	
4/20/2017	<0.0025	
7/20/2017	<0.0025	
1/11/2018	<0.0025	
7/12/2018	<0.0025	
1/30/2019		<0.0025
3/27/2019		<0.0025
9/11/2019		0.00022 (J)
4/1/2020		<0.0025
9/16/2020		<0.0025
3/16/2021		0.00037 (J)
8/18/2021		<0.0025

Mann-Whitney (Wilcoxon Rank Sum)

Constituent: Beryllium (mg/L) Analysis Run 8/2/2022 4:39 PM View: Appendix I Mann-Whitney
Plant McIntosh Client: Southern Company Data: McIntosh LF4 CCR

	GWA-15	GWA-15
12/7/2015	<0.0025	
12/15/2015	<0.0025	
12/28/2015	<0.0025	
1/13/2016	<0.0025	
1/25/2016	<0.0025	
4/21/2016	<0.0025	
6/15/2016	3.8E-05 (J)	
8/9/2016	<0.0025	
9/27/2016	<0.0025	
11/15/2016	<0.0025	
1/11/2017	<0.0025	
2/28/2017	<0.0025	
4/20/2017	<0.0025	
7/19/2017	<0.0025	
1/11/2018	<0.0025	
7/11/2018	<0.0025	
1/29/2019		<0.0025
3/26/2019		<0.0025
9/11/2019		<0.0025
4/1/2020		<0.0025
9/15/2020		<0.0025
3/17/2021		<0.0025
8/19/2021		<0.0025

Mann-Whitney (Wilcoxon Rank Sum)

Constituent: Beryllium (mg/L) Analysis Run 8/2/2022 4:39 PM View: Appendix I Mann-Whitney

Plant McIntosh Client: Southern Company Data: McIntosh LF4 CCR

	GWC-17	GWC-17
12/8/2015	0.00046 (J)	
12/14/2015	0.00052 (J)	
12/28/2015	0.00057 (J)	
1/13/2016	0.00056 (J)	
1/26/2016	0.00057 (J)	
4/20/2016	<0.003 (o)	
6/15/2016	0.00056 (J)	
8/9/2016	0.00054 (J)	
9/27/2016	0.00056 (J)	
11/15/2016	0.00047 (J)	
1/11/2017	0.00066 (J)	
3/1/2017	0.00066 (J)	
4/20/2017	0.00055 (J)	
7/19/2017	0.00061 (J)	
1/11/2018	0.00064 (J)	
7/11/2018	0.00065 (J)	
1/29/2019		0.00062 (J)
3/27/2019		0.00062
9/11/2019		0.001
4/1/2020		0.00058 (J)
9/15/2020		0.00063 (J)
3/16/2021		0.00062 (J)
8/19/2021		0.00057 (J)

Mann-Whitney (Wilcoxon Rank Sum)

Constituent: Beryllium (mg/L) Analysis Run 8/2/2022 4:39 PM View: Appendix I Mann-Whitney
Plant McIntosh Client: Southern Company Data: McIntosh LF4 CCR

	GWC-18	GWC-18
12/8/2015	<0.0025	
12/14/2015	<0.0025	
12/28/2015	<0.0025	
1/14/2016	<0.0025	
1/26/2016	<0.0025	
4/19/2016	<0.0025	
6/16/2016	<0.0025	
8/11/2016	<0.0025	
9/28/2016	<0.0025	
11/16/2016	<0.0025	
1/11/2017	<0.0025	
3/1/2017	<0.0025	
4/25/2017	<0.0025	
7/25/2017	<0.0025	
1/12/2018	<0.0025	
7/11/2018	<0.0025	
1/30/2019		<0.0025
3/27/2019		<0.0025
9/11/2019		0.00026 (J)
4/1/2020		<0.0025
9/15/2020		<0.0025
3/17/2021		<0.0025
8/19/2021		<0.0025

Mann-Whitney (Wilcoxon Rank Sum)

Constituent: Beryllium (mg/L) Analysis Run 8/2/2022 4:39 PM View: Appendix I Mann-Whitney
Plant McIntosh Client: Southern Company Data: McIntosh LF4 CCR

	GWC-19	GWC-19
12/8/2015	0.00018 (J)	
12/15/2015	0.00014 (J)	
12/28/2015	9E-05 (J)	
1/14/2016	0.0001 (J)	
1/26/2016	0.00011 (J)	
4/19/2016	<0.0025	
6/16/2016	0.00011 (J)	
8/10/2016	<0.0025	
9/28/2016	<0.0025	
11/15/2016	<0.0025	
1/16/2017	<0.0025	
3/1/2017	<0.0025	
4/25/2017	<0.0025	
7/25/2017	<0.0025	
1/12/2018	<0.0025	
7/11/2018	<0.0025	
1/29/2019		0.00023 (J)
3/27/2019		<0.0025
9/11/2019		0.00058 (J)
4/1/2020		<0.0025
9/16/2020		0.00022 (J)
3/16/2021		0.00024 (J)
8/19/2021		<0.0025

Mann-Whitney (Wilcoxon Rank Sum)

Constituent: Beryllium (mg/L) Analysis Run 8/2/2022 4:39 PM View: Appendix I Mann-Whitney
Plant McIntosh Client: Southern Company Data: McIntosh LF4 CCR

	GWC-20	GWC-20
12/9/2015	0.00026 (J)	
12/14/2015	0.00032 (J)	
12/29/2015	0.00043 (J)	
1/14/2016	0.00032 (J)	
1/25/2016	0.00038 (J)	
4/21/2016	<0.0025	
6/16/2016	0.00032 (J)	
8/10/2016	<0.0025	
9/27/2016	<0.0025	
11/15/2016	<0.0025	
1/13/2017	<0.0025	
3/1/2017	<0.0025	
4/25/2017	<0.0025	
7/25/2017	<0.0025	
1/12/2018	<0.0025	
7/11/2018	<0.0025	
1/29/2019		0.00016 (J)
3/27/2019		<0.0025
9/11/2019		0.00052 (J)
4/1/2020		<0.0025
9/15/2020		0.00025 (J)
3/16/2021		0.00022 (J)
8/19/2021		<0.0025

Mann-Whitney (Wilcoxon Rank Sum)

Constituent: Beryllium (mg/L) Analysis Run 8/2/2022 4:39 PM View: Appendix I Mann-Whitney
Plant McIntosh Client: Southern Company Data: McIntosh LF4 CCR

	GWC-21	GWC-21
12/9/2015	<0.0025	
12/14/2015	<0.0025	
12/29/2015	<0.0025	
1/14/2016	<0.0025	
1/25/2016	<0.0025	
4/21/2016	<0.0025	
6/16/2016	<0.0025	
8/10/2016	<0.0025	
9/27/2016	0.00064 (J)	
11/15/2016	<0.0025	
1/12/2017	<0.0025	
3/1/2017	<0.0025	
4/24/2017	<0.0025	
7/25/2017	<0.0025	
1/11/2018	<0.0025	
7/11/2018	<0.0025	
1/30/2019		<0.0025
3/27/2019		<0.0025
9/11/2019		0.00054 (J)
4/1/2020		<0.0025
9/15/2020		<0.0025
3/17/2021		<0.0025
8/19/2021		<0.0025

Mann-Whitney (Wilcoxon Rank Sum)

Constituent: Beryllium (mg/L) Analysis Run 8/2/2022 4:39 PM View: Appendix I Mann-Whitney
Plant McIntosh Client: Southern Company Data: McIntosh LF4 CCR

	GWC-23	GWC-23
6/16/2016	<0.0025	
8/10/2016	<0.0025	
9/28/2016	<0.0025	
11/16/2016	<0.0025	
1/17/2017	<0.0025	
3/2/2017	<0.0025	
4/25/2017	<0.0025	
7/13/2017	<0.0025	
7/25/2017	<0.0025	
1/12/2018	<0.0025	
7/12/2018	<0.0025	
1/30/2019		<0.0025
3/27/2019		<0.0025
9/11/2019		0.00026 (J)
4/1/2020		<0.0025
9/15/2020		<0.0025
3/17/2021		0.00018 (J)
8/19/2021		<0.0025

Mann-Whitney (Wilcoxon Rank Sum)

Constituent: Beryllium (mg/L) Analysis Run 8/2/2022 4:39 PM View: Appendix I Mann-Whitney

Plant McIntosh Client: Southern Company Data: McIntosh LF4 CCR

	GWA-4A	GWA-4A
8/25/2004	<0.0025	
9/11/2004	<0.0025	
9/26/2004	<0.0025	
10/13/2004	<0.0025	
7/11/2005	<0.0025	
12/7/2005	<0.0025	
6/22/2006	<0.0025	
11/28/2006	<0.0025	
7/6/2007	<0.0025	
12/13/2007	<0.0025	
6/20/2008	<0.0025	
12/7/2008	<0.0025	
7/9/2009	<0.0025	
12/30/2009	<0.0025	
6/22/2010	<0.0025	
1/4/2011	<0.0025	
7/10/2011	<0.0025	
1/21/2012	<0.0025	
7/11/2012	<0.0025	
1/20/2013	<0.0025	
7/19/2013	<0.0025	
1/16/2014	<0.0025	
7/10/2014	0.0001 (J)	
1/16/2015	<0.0025	
6/20/2015	<0.0025	
1/14/2016	<0.0025	
4/20/2016	<0.0025	
6/14/2016	8.7E-05 (J)	
8/11/2016	<0.0025	
9/27/2016	<0.0025	
11/14/2016	<0.0025	
1/10/2017	<0.0025	
2/28/2017	<0.0025	
4/20/2017	<0.0025	
7/18/2017	<0.0025	
1/10/2018	<0.0025	
7/11/2018	<0.0025	
1/29/2019		0.00011 (J)
3/26/2019		<0.0025
9/10/2019		0.0006 (J)
3/31/2020		<0.0025
9/16/2020		<0.0025
3/17/2021		<0.0025
8/19/2021		<0.0025

Mann-Whitney (Wilcoxon Rank Sum)

Constituent: Beryllium (mg/L) Analysis Run 8/2/2022 4:39 PM View: Appendix I Mann-Whitney

Plant McIntosh Client: Southern Company Data: McIntosh LF4 CCR

	GWA-5	GWA-5
8/25/2004	<0.0025	
9/11/2004	<0.0025	
9/26/2004	<0.0025	
10/13/2004	<0.0025	
7/11/2005	0.0011	
12/7/2005	<0.0025	
6/22/2006	<0.0025	
11/28/2006	<0.0025	
7/6/2007	<0.0025	
12/13/2007	<0.0025	
6/20/2008	<0.0025	
12/7/2008	<0.0025	
7/9/2009	<0.0025	
12/29/2009	<0.0025	
6/22/2010	<0.0025	
1/4/2011	<0.0025	
7/9/2011	<0.0025	
1/21/2012	<0.0025	
7/11/2012	<0.0025	
1/19/2013	<0.0025	
7/18/2013	<0.0025	
1/15/2014	<0.0025	
7/10/2014	<0.0025	
1/15/2015	<0.0025	
6/19/2015	0.00013 (J)	
1/14/2016	<0.0025	
4/20/2016	<0.0025	
6/14/2016	5.4E-05 (J)	
8/9/2016	<0.0025	
9/27/2016	<0.0025	
11/15/2016	<0.0025	
1/11/2017	<0.0025	
1/19/2017	<0.0025	
1/24/2017	<0.0025	
2/28/2017	<0.0025	
4/20/2017	<0.0025	
7/18/2017	<0.0025	
1/10/2018	<0.0025	
7/11/2018	<0.0025	
1/29/2019		<0.0025
3/26/2019		<0.0025
9/10/2019		<0.0025
3/31/2020		<0.0025
9/15/2020		<0.0025
3/17/2021		<0.0025
8/19/2021		<0.0025

Mann-Whitney (Wilcoxon Rank Sum)

Constituent: Beryllium (mg/L) Analysis Run 8/2/2022 4:39 PM View: Appendix I Mann-Whitney

Plant McIntosh Client: Southern Company Data: McIntosh LF4 CCR

	GWC-9	GWC-9
8/25/2004	<0.0025	
9/11/2004	<0.0025	
9/26/2004	<0.0025	
10/13/2004	<0.0025	
7/11/2005	<0.0025	
12/7/2005	<0.0025	
6/22/2006	<0.0025	
11/28/2006	<0.0025	
7/6/2007	<0.0025	
12/13/2007	<0.0025	
6/20/2008	<0.0025	
12/7/2008	<0.0025	
7/9/2009	<0.0025	
12/29/2009	<0.0025	
6/22/2010	<0.0025	
1/5/2011	<0.0025	
7/9/2011	<0.0025	
1/21/2012	<0.0025	
7/11/2012	<0.0025	
1/19/2013	<0.0025	
7/18/2013	<0.0025	
1/15/2014	<0.0025	
7/10/2014	0.0001 (J)	
1/16/2015	<0.0025	
6/20/2015	<0.0025	
1/14/2016	<0.0025	
4/19/2016	<0.0025	
6/15/2016	7.7E-05 (J)	
8/10/2016	<0.0025	
9/27/2016	<0.0025	
11/15/2016	<0.0025	
1/13/2017	<0.0025	
3/1/2017	<0.0025	
4/24/2017	<0.0025	
7/24/2017	<0.0025	
1/12/2018	<0.0025	
7/12/2018	<0.0025	
1/30/2019		<0.0025
3/27/2019		<0.0025
9/11/2019		0.00021 (J)
4/1/2020		<0.0025
9/16/2020		<0.0025
3/17/2021		0.00024 (J)
8/19/2021		<0.0025

Mann-Whitney (Wilcoxon Rank Sum)

Constituent: Cadmium (mg/L) Analysis Run 8/2/2022 4:39 PM View: Appendix I Mann-Whitney
Plant McIntosh Client: Southern Company Data: McIntosh LF4 CCR

	GWA-13	GWA-13
12/7/2015	<0.0025	
12/15/2015	<0.0025	
12/29/2015	<0.0025	
1/13/2016	<0.0025	
1/25/2016	<0.0025	
4/20/2016	<0.0025	
6/14/2016	0.001	
8/9/2016	<0.0025	
9/27/2016	<0.0025	
11/15/2016	<0.0025	
1/12/2017	<0.0025	
2/28/2017	<0.0025	
4/20/2017	<0.0025	
7/18/2017	<0.0025	
1/10/2018	<0.0025	
7/11/2018	<0.0025	
1/29/2019		<0.0025
3/26/2019		<0.0025
9/10/2019		0.00035 (J)
3/31/2020		<0.0025
9/15/2020		<0.0025
3/16/2021		<0.0025
8/18/2021		<0.0025

Mann-Whitney (Wilcoxon Rank Sum)

Constituent: Cadmium (mg/L) Analysis Run 8/2/2022 4:39 PM View: Appendix I Mann-Whitney
Plant McIntosh Client: Southern Company Data: McIntosh LF4 CCR

	GWA-14	GWA-14
12/7/2015	<0.0025	
12/15/2015	<0.0025	
12/29/2015	<0.0025	
1/13/2016	<0.0025	
1/25/2016	<0.0025	
4/20/2016	<0.0025	
6/14/2016	6.2E-05 (J)	
8/9/2016	<0.0025	
9/27/2016	<0.0025	
11/15/2016	<0.0025	
1/11/2017	<0.0025	
2/28/2017	<0.0025	
4/20/2017	<0.0025	
7/19/2017	<0.0025	
1/11/2018	<0.0025	
7/11/2018	<0.0025	
1/29/2019		<0.0025
3/26/2019		<0.0025
9/10/2019		<0.0025
4/1/2020		<0.0025
9/15/2020		<0.0025
3/16/2021		<0.0025
8/17/2021		0.00036 (J)

Mann-Whitney (Wilcoxon Rank Sum)

Constituent: Cadmium (mg/L) Analysis Run 8/2/2022 4:39 PM View: Appendix I Mann-Whitney
Plant McIntosh Client: Southern Company Data: McIntosh LF4 CCR

	GWA-16	GWA-16
12/7/2015	<0.0025	
12/14/2015	<0.0025	
12/28/2015	<0.0025	
1/13/2016	<0.0025	
1/25/2016	<0.0025	
4/20/2016	<0.0025	
6/15/2016	<0.0025	
8/9/2016	<0.0025	
9/27/2016	<0.0025	
11/15/2016	<0.0025	
1/11/2017	<0.0025	
3/1/2017	<0.0025	
4/20/2017	<0.0025	
7/19/2017	<0.0025	
1/11/2018	<0.0025	
7/11/2018	<0.0025	
1/29/2019		<0.0025
3/26/2019		<0.0025
9/10/2019		0.00015 (J)
4/1/2020		<0.0025
9/15/2020		<0.0025
3/16/2021		<0.0025
8/17/2021		<0.0025

Mann-Whitney (Wilcoxon Rank Sum)

Constituent: Cadmium (mg/L) Analysis Run 8/2/2022 4:39 PM View: Appendix I Mann-Whitney

Plant McIntosh Client: Southern Company Data: McIntosh LF4 CCR

	GWC-17	GWC-17
12/8/2015	0.00049 (J)	
12/14/2015	0.00053 (J)	
12/28/2015	0.00061 (J)	
1/13/2016	0.00063 (J)	
1/26/2016	0.00072 (J)	
4/20/2016	0.000633 (J)	
6/15/2016	0.00055 (J)	
8/9/2016	0.00046 (J)	
9/27/2016	0.00071 (J)	
11/15/2016	0.00056 (J)	
1/11/2017	0.0007 (J)	
3/1/2017	0.00063 (J)	
4/20/2017	0.00055 (J)	
7/19/2017	0.00072 (J)	
1/11/2018	0.00062 (J)	
7/11/2018	0.0004 (J)	
1/29/2019		0.00062 (J)
3/27/2019		0.00041
9/11/2019		0.00064 (J)
4/1/2020		0.00048 (J)
9/15/2020		0.00046 (J)
3/16/2021		0.00057 (J)
8/19/2021		0.00057 (J)

Mann-Whitney (Wilcoxon Rank Sum)

Constituent: Cadmium (mg/L) Analysis Run 8/2/2022 4:39 PM View: Appendix I Mann-Whitney
Plant McIntosh Client: Southern Company Data: McIntosh LF4 CCR

	GWC-18	GWC-18
12/8/2015	<0.0025	
12/14/2015	<0.0025	
12/28/2015	<0.0025	
1/14/2016	<0.0025	
1/26/2016	<0.0025	
4/19/2016	<0.0025	
6/16/2016	8.5E-05 (J)	
8/11/2016	<0.0025	
9/28/2016	<0.0025	
11/16/2016	<0.0025	
1/11/2017	<0.0025	
3/1/2017	<0.0025	
4/25/2017	<0.0025	
7/25/2017	<0.0025	
1/12/2018	<0.0025	
7/11/2018	<0.0025	
1/30/2019		<0.0025
3/27/2019		<0.0025
9/11/2019		<0.0025
4/1/2020		<0.0025
9/15/2020		<0.0025
3/17/2021		<0.0025
8/19/2021		<0.0025

Mann-Whitney (Wilcoxon Rank Sum)

Constituent: Cadmium (mg/L) Analysis Run 8/2/2022 4:39 PM View: Appendix I Mann-Whitney
Plant McIntosh Client: Southern Company Data: McIntosh LF4 CCR

	GWC-19	GWC-19
12/8/2015	<0.0025	
12/15/2015	<0.0025	
12/28/2015	<0.0025	
1/14/2016	<0.0025	
1/26/2016	<0.0025	
4/19/2016	0.00017 (J)	
6/16/2016	0.00018 (J)	
8/10/2016	<0.0025	
9/28/2016	<0.0025	
11/15/2016	<0.0025	
1/16/2017	<0.0025	
3/1/2017	<0.0025	
4/25/2017	<0.0025	
7/25/2017	<0.0025	
1/12/2018	<0.0025	
7/11/2018	<0.0025	
1/29/2019		0.0002 (J)
3/27/2019		<0.0025
9/11/2019		0.00031 (J)
4/1/2020		<0.0025
9/16/2020		<0.0025
3/16/2021		<0.0025
8/19/2021		<0.0025

Mann-Whitney (Wilcoxon Rank Sum)

Constituent: Cadmium (mg/L) Analysis Run 8/2/2022 4:39 PM View: Appendix I Mann-Whitney
Plant McIntosh Client: Southern Company Data: McIntosh LF4 CCR

	GWC-20	GWC-20
12/9/2015	<0.0025	
12/14/2015	0.00031 (J)	
12/29/2015	0.00075 (J)	
1/14/2016	0.00039 (J)	
1/25/2016	0.00078 (J)	
4/21/2016	0.00052 (J)	
6/16/2016	0.00044 (J)	
8/10/2016	<0.0025	
9/27/2016	<0.0025	
11/15/2016	<0.0025	
1/13/2017	0.00036 (J)	
3/1/2017	<0.0025	
4/25/2017	<0.0025	
7/25/2017	<0.0025	
1/12/2018	<0.0025	
7/11/2018	<0.0025	
1/29/2019		0.00016 (J)
3/27/2019		<0.0025
9/11/2019		0.00029 (J)
4/1/2020		<0.0025
9/15/2020		<0.0025
3/16/2021		<0.0025
8/19/2021		<0.0025

Mann-Whitney (Wilcoxon Rank Sum)

Constituent: Cadmium (mg/L) Analysis Run 8/2/2022 4:39 PM View: Appendix I Mann-Whitney

Plant McIntosh Client: Southern Company Data: McIntosh LF4 CCR

	GWC-21	GWC-21
12/9/2015	<0.0025	
12/14/2015	<0.0025	
12/29/2015	<0.0025	
1/14/2016	<0.0025	
1/25/2016	<0.0025	
4/21/2016	<0.0025	
6/16/2016	0.00012 (J)	
8/10/2016	<0.0025	
9/27/2016	0.00062 (J)	
11/15/2016	<0.0025	
1/12/2017	<0.0025	
3/1/2017	<0.0025	
4/24/2017	<0.0025	
7/25/2017	<0.0025	
1/11/2018	<0.0025	
7/11/2018	<0.0025	
1/30/2019		0.00014 (J)
3/27/2019		<0.0025
9/11/2019		0.00029 (J)
4/1/2020		<0.0025
9/15/2020		<0.0025
3/17/2021		<0.0025
8/19/2021		<0.0025

Mann-Whitney (Wilcoxon Rank Sum)

Constituent: Cadmium (mg/L) Analysis Run 8/2/2022 4:39 PM View: Appendix I Mann-Whitney
Plant McIntosh Client: Southern Company Data: McIntosh LF4 CCR

	GWC-23	GWC-23
6/16/2016	<0.0025	
8/10/2016	<0.0025	
9/28/2016	<0.0025	
11/16/2016	<0.0025	
1/17/2017	<0.0025	
3/2/2017	<0.0025	
4/25/2017	<0.0025	
7/13/2017	<0.0025	
7/25/2017	<0.0025	
1/12/2018	<0.0025	
7/12/2018	<0.0025	
1/30/2019		0.00015 (J)
3/27/2019		<0.0025
9/11/2019		0.00018 (J)
4/1/2020		<0.0025
9/15/2020		<0.0025
3/17/2021		<0.0025
8/19/2021		<0.0025

Mann-Whitney (Wilcoxon Rank Sum)

Constituent: Cadmium (mg/L) Analysis Run 8/2/2022 4:39 PM View: Appendix I Mann-Whitney

Plant McIntosh Client: Southern Company Data: McIntosh LF4 CCR

	GWA-4A	GWA-4A
8/25/2004	<0.0025	
9/11/2004	<0.0025	
9/26/2004	<0.0025	
10/13/2004	<0.0025	
7/11/2005	<0.0025	
12/7/2005	<0.0025	
6/22/2006	<0.0025	
11/28/2006	<0.0025	
7/6/2007	<0.0025	
12/13/2007	<0.0025	
6/20/2008	<0.0025	
12/7/2008	<0.0025	
7/9/2009	<0.0025	
12/30/2009	<0.0025	
6/22/2010	<0.0025	
1/4/2011	<0.0025	
7/10/2011	<0.0025	
1/21/2012	<0.0025	
7/11/2012	<0.0025	
1/20/2013	<0.0025	
7/19/2013	<0.0025	
1/16/2014	<0.0025	
7/10/2014	<0.0025	
1/16/2015	<0.0025	
6/20/2015	<0.0025	
1/14/2016	<0.0025	
4/20/2016	0.000111 (J)	
6/14/2016	0.00013 (J)	
8/11/2016	<0.0025	
9/27/2016	<0.0025	
11/14/2016	<0.0025	
1/10/2017	<0.0025	
2/28/2017	<0.0025	
4/20/2017	<0.0025	
7/18/2017	<0.0025	
1/10/2018	<0.0025	
7/11/2018	<0.0025	
1/29/2019		<0.0025
3/26/2019		<0.0025
9/10/2019		0.00019 (J)
3/31/2020		<0.0025
9/16/2020		<0.0025
3/17/2021		<0.0025
8/19/2021		<0.0025

Mann-Whitney (Wilcoxon Rank Sum)

Constituent: Chromium (mg/L) Analysis Run 8/2/2022 4:39 PM View: Appendix I Mann-Whitney
Plant McIntosh Client: Southern Company Data: McIntosh LF4 CCR

	GWA-13	GWA-13
12/7/2015	<0.002	
12/15/2015	<0.002	
12/29/2015	<0.002	
1/25/2016	<0.002	
4/20/2016	<0.01 (o)	
6/14/2016	0.0094 (J)	
8/9/2016	<0.002	
9/27/2016	<0.002	
11/15/2016	<0.002	
1/12/2017	<0.002	
2/28/2017	0.0049	
4/20/2017	0.0011 (J)	
7/18/2017	<0.002	
1/10/2018	<0.002	
7/11/2018	<0.002	
1/29/2019		0.0037 (J)
3/26/2019		0.0014
9/10/2019		0.0052
3/31/2020		0.0019 (J)
9/15/2020		<0.002
3/16/2021		<0.002
8/18/2021		<0.002

Mann-Whitney (Wilcoxon Rank Sum)

Constituent: Chromium (mg/L) Analysis Run 8/2/2022 4:39 PM View: Appendix I Mann-Whitney
Plant McIntosh Client: Southern Company Data: McIntosh LF4 CCR

	GWA-14	GWA-14
12/7/2015	<0.002	
12/15/2015	<0.002	
12/29/2015	<0.002	
1/25/2016	<0.002	
4/20/2016	<0.002	
6/14/2016	0.00086 (J)	
8/9/2016	<0.002	
9/27/2016	<0.002	
11/15/2016	<0.002	
1/11/2017	<0.002	
2/28/2017	0.0047	
4/20/2017	<0.002	
7/19/2017	<0.002	
1/11/2018	<0.002	
7/11/2018	<0.002	
1/29/2019		<0.002
3/26/2019		<0.002
9/10/2019		0.004
4/1/2020		<0.002
9/15/2020		<0.002
3/16/2021		<0.002
8/17/2021		<0.002

Mann-Whitney (Wilcoxon Rank Sum)

Constituent: Chromium (mg/L) Analysis Run 8/2/2022 4:39 PM View: Appendix I Mann-Whitney
Plant McIntosh Client: Southern Company Data: McIntosh LF4 CCR

	GWA-16	GWA-16
12/7/2015	<0.0025	
12/14/2015	<0.0025	
12/28/2015	<0.0025	
1/25/2016	<0.0025	
4/20/2016	<0.0025	
6/15/2016	0.00072 (J)	
8/9/2016	<0.0025	
9/27/2016	<0.0025	
11/15/2016	0.0011 (J)	
1/11/2017	0.0012 (J)	
3/1/2017	0.0052	
4/20/2017	0.0013 (J)	
7/19/2017	0.0015 (J)	
1/11/2018	0.0013 (J)	
7/11/2018	0.0012 (J)	
1/29/2019		<0.0025
3/26/2019		0.0015
9/10/2019		0.004
4/1/2020		0.024
9/15/2020		0.0015 (J)
3/16/2021		0.0017 (J)
8/17/2021		0.0019 (J)

Mann-Whitney (Wilcoxon Rank Sum)

Constituent: Chromium (mg/L) Analysis Run 8/2/2022 4:39 PM View: Appendix I Mann-Whitney

Plant McIntosh Client: Southern Company Data: McIntosh LF4 CCR

	GWA-2	GWA-2
8/25/2004	<0.0025	
9/11/2004	<0.0025	
9/26/2004	<0.0025	
10/13/2004	<0.0025	
7/11/2005	<0.0025	
12/7/2005	<0.0025	
6/22/2006	0.0024	
11/28/2006	0.0019	
7/6/2007	0.0021	
12/13/2007	0.0021	
6/20/2008	0.0017	
12/7/2008	0.0018	
7/9/2009	0.0015	
12/28/2009	0.002	
6/22/2010	0.0017	
1/4/2011	0.002	
7/9/2011	0.0027	
1/21/2012	<0.0025	
7/11/2012	0.0061 (O)	
1/20/2013	0.002	
7/19/2013	0.0021	
1/15/2014	0.0029	
7/11/2014	0.002	
1/16/2015	0.0026	
6/20/2015	0.002	
1/16/2016	0.0015	
4/19/2016	<0.0025	
6/14/2016	0.0017 (J)	
8/9/2016	0.0014 (J)	
9/26/2016	0.0016 (J)	
11/15/2016	0.0015 (J)	
1/10/2017	0.0015 (J)	
2/28/2017	0.0044	
4/19/2017	0.0011 (J)	
7/17/2017	0.0011 (J)	
1/10/2018	0.0014 (J)	
7/11/2018	0.0011 (J)	
1/29/2019		<0.0025
3/27/2019		0.0016
9/11/2019		0.004
4/1/2020		0.0017 (J)
9/15/2020		0.0015 (J)
3/16/2021		0.0015 (J)
8/17/2021		0.0016 (J)

Mann-Whitney (Wilcoxon Rank Sum)

Constituent: Chromium (mg/L) Analysis Run 8/2/2022 4:39 PM View: Appendix I Mann-Whitney

Plant McIntosh Client: Southern Company Data: McIntosh LF4 CCR

	GWA-3	GWA-3
8/25/2004	<0.002	
9/11/2004	0.0024	
9/26/2004	<0.002	
10/13/2004	<0.002	
7/11/2005	<0.002	
12/7/2005	<0.002	
6/22/2006	0.0021	
11/28/2006	0.0023	
7/6/2007	0.0049	
12/13/2007	0.0013	
6/20/2008	0.0025	
12/7/2008	0.0034	
7/9/2009	<0.002	
12/28/2009	0.0021	
6/22/2010	0.0018	
1/5/2011	0.077 (O)	
7/9/2011	0.004	
1/20/2012	<0.002	
7/11/2012	<0.002	
1/19/2013	0.0013	
7/18/2013	0.0022	
1/15/2014	0.0019	
7/11/2014	0.0014	
1/15/2015	0.0011 (J)	
6/19/2015	0.0012 (J)	
1/16/2016	0.0014	
4/19/2016	<0.002	
6/14/2016	0.00085 (J)	
8/9/2016	<0.002	
9/27/2016	<0.002	
11/14/2016	0.0011 (J)	
1/10/2017	0.0012 (J)	
2/28/2017	0.004	
4/19/2017	0.0011 (J)	
7/18/2017	<0.002	
1/10/2018	0.0012 (J)	
7/11/2018	0.0011 (J)	
1/29/2019		<0.002
3/27/2019		0.0014
9/11/2019		0.0034
4/1/2020		<0.002
9/15/2020		<0.002
3/16/2021		0.0015 (J)
8/17/2021		0.0015 (J)

Mann-Whitney (Wilcoxon Rank Sum)

Constituent: Chromium (mg/L) Analysis Run 8/2/2022 4:39 PM View: Appendix I Mann-Whitney

Plant McIntosh Client: Southern Company Data: McIntosh LF4 CCR

	GWC-1	GWC-1
8/25/2004	<0.002	
9/11/2004	<0.002	
9/26/2004	<0.002	
7/11/2005	<0.002	
12/7/2005	0.0021	
6/22/2006	0.002	
11/28/2006	0.0024	
7/6/2007	0.0034	
12/13/2007	0.0029	
6/20/2008	0.002	
12/7/2008	0.072 (O)	
2/6/2009	0.0035	
7/9/2009	0.0017	
12/28/2009	<0.002	
6/22/2010	<0.002	
1/4/2011	0.0023	
7/9/2011	0.005	
1/21/2012	<0.002	
7/11/2012	0.0023	
1/20/2013	0.003	
7/19/2013	<0.002	
1/15/2014	0.002	
7/11/2014	0.0012 (J)	
1/16/2015	0.0011 (J)	
6/20/2015	0.0028	
1/16/2016	0.0013	
4/20/2016	<0.002	
6/15/2016	0.0011 (J)	
8/10/2016	0.0015 (J)	
9/27/2016	0.0018 (J)	
11/15/2016	0.0019 (J)	
1/12/2017	0.0012 (J)	
1/23/2017	<0.002	
3/1/2017	0.0049	
4/20/2017	<0.002	
7/19/2017	0.0017 (J)	
1/11/2018	<0.002	
7/12/2018	<0.002	
1/30/2019		<0.002
3/27/2019		<0.002
9/11/2019		0.0035
4/1/2020		<0.002
9/15/2020		<0.002
3/16/2021		<0.002
8/18/2021		0.0018 (J)

Mann-Whitney (Wilcoxon Rank Sum)

Constituent: Chromium (mg/L) Analysis Run 8/2/2022 4:39 PM View: Appendix I Mann-Whitney

Plant McIntosh Client: Southern Company Data: McIntosh LF4 CCR

	GWC-10	GWC-10
8/25/2004	<0.0013	
9/11/2004	0.0027	
9/26/2004	<0.0013	
10/13/2004	<0.0013	
7/11/2005	0.0036	
12/7/2005	0.0042	
6/22/2006	0.0045	
11/28/2006	0.0017	
7/6/2007	<0.0013	
12/13/2007	<0.0013	
6/20/2008	<0.0013	
12/7/2008	<0.0013	
7/10/2009	0.0021	
12/29/2009	0.0023	
6/22/2010	0.0051	
1/4/2011	0.0026	
7/10/2011	<0.0013	
1/21/2012	<0.0013	
7/11/2012	0.0018	
1/20/2013	0.0014	
7/19/2013	0.0032	
1/16/2014	0.0058	
7/10/2014	0.0034	
1/16/2015	0.0024	
6/20/2015	0.0072	
1/16/2016	0.0076	
4/21/2016	0.00617 (J)	
6/16/2016	0.007 (J)	
8/10/2016	0.0056	
9/27/2016	0.0057	
11/15/2016	0.0062	
1/12/2017	0.0061	
3/1/2017	0.01	
4/24/2017	0.0053	
7/24/2017	0.0055	
1/11/2018	0.0055	
7/12/2018	0.0017 (J)	
1/30/2019		0.0071 (J)
3/27/2019		0.0035
9/11/2019		0.004
4/1/2020		0.0084
9/15/2020		0.0018 (J)
3/16/2021		0.0054
8/18/2021		0.0026

Mann-Whitney (Wilcoxon Rank Sum)

Constituent: Chromium (mg/L) Analysis Run 8/2/2022 4:39 PM View: Appendix I Mann-Whitney

Plant McIntosh Client: Southern Company Data: McIntosh LF4 CCR

	GWC-11	GWC-11
8/25/2004	0.0033	
9/11/2004	0.0038	
9/26/2004	0.0031	
10/13/2004	<0.005	
7/11/2005	0.0039	
12/7/2005	0.0053	
6/22/2006	0.0069	
11/28/2006	0.0056	
7/6/2007	0.0063	
12/13/2007	0.0058	
6/20/2008	0.013	
12/7/2008	0.0048	
7/10/2009	0.0086	
12/29/2009	0.0077	
6/22/2010	0.0046	
1/5/2011	0.0053	
7/9/2011	0.007	
1/21/2012	0.0073	
7/11/2012	0.01	
1/19/2013	0.0058	
7/19/2013	0.005	
1/15/2014	0.0081	
7/11/2014	0.0087	
1/16/2015	0.0061	
6/20/2015	0.005	
1/14/2016	0.0045	
4/20/2016	0.00856 (J)	
6/15/2016	0.0061 (J)	
8/10/2016	0.0052	
9/27/2016	0.0051	
11/15/2016	0.005	
1/12/2017	0.0051	
3/1/2017	0.0088	
4/24/2017	0.0049	
7/24/2017	0.0049	
1/11/2018	0.0044	
7/12/2018	0.0023 (J)	
1/30/2019		0.006 (J)
3/27/2019		0.0031
9/11/2019		0.0071
4/2/2020		0.0055
9/15/2020		0.0028
3/17/2021		0.0031
8/18/2021		0.004

Mann-Whitney (Wilcoxon Rank Sum)

Constituent: Chromium (mg/L) Analysis Run 8/2/2022 4:39 PM View: Appendix I Mann-Whitney

Plant McIntosh Client: Southern Company Data: McIntosh LF4 CCR

	GWC-12	GWC-12
8/25/2004	<0.01	
9/11/2004	<0.01	
9/26/2004	<0.01	
10/13/2004	<0.01	
7/11/2005	<0.01	
12/7/2005	<0.01	
6/22/2006	0.002	
11/28/2006	0.0015	
7/6/2007	0.0021	
12/13/2007	0.0025	
6/20/2008	0.0017	
12/7/2008	0.0016	
7/10/2009	0.0017	
12/28/2009	0.0018	
6/22/2010	0.0018	
1/4/2011	0.0039	
7/9/2011	0.0041	
1/20/2012	<0.01	
7/11/2012	0.0052	
1/19/2013	0.0025	
7/18/2013	0.0035	
1/15/2014	0.0082	
7/11/2014	0.0048	
1/15/2015	0.0022	
6/19/2015	0.0024	
1/16/2016	0.002	
4/20/2016	<0.01	
6/15/2016	0.0016 (J)	
8/10/2016	0.0016 (J)	
9/27/2016	0.0019 (J)	
11/15/2016	0.0017 (J)	
1/12/2017	0.0017 (J)	
3/1/2017	0.0055	
4/20/2017	0.0016 (J)	
7/20/2017	0.0017 (J)	
1/11/2018	0.0016 (J)	
7/12/2018	0.0015 (J)	
1/30/2019		0.0039 (J)
3/27/2019		0.0019
9/11/2019		0.0036
4/1/2020		0.0019 (J)
9/16/2020		0.0016 (J)
3/16/2021		0.0019 (J)
8/18/2021		0.0037

Mann-Whitney (Wilcoxon Rank Sum)

Constituent: Chromium (mg/L) Analysis Run 8/2/2022 4:39 PM View: Appendix I Mann-Whitney
Plant McIntosh Client: Southern Company Data: McIntosh LF4 CCR

	GWA-15	GWA-15
12/7/2015	<0.002	
12/15/2015	<0.002	
12/28/2015	<0.002	
1/25/2016	<0.002	
4/21/2016	<0.002	
6/15/2016	0.0008 (J)	
8/9/2016	<0.002	
9/27/2016	<0.002	
11/15/2016	<0.002	
1/11/2017	<0.002	
2/28/2017	0.0051	
4/20/2017	0.0012 (J)	
7/19/2017	0.0013 (J)	
1/11/2018	0.0011 (J)	
7/11/2018	<0.002	
1/29/2019		<0.002
3/26/2019		0.0016
9/11/2019		0.0038
4/1/2020		0.0015 (J)
9/15/2020		<0.002
3/17/2021		<0.002
8/19/2021		<0.002

Mann-Whitney (Wilcoxon Rank Sum)

Constituent: Chromium (mg/L) Analysis Run 8/2/2022 4:39 PM View: Appendix I Mann-Whitney
Plant McIntosh Client: Southern Company Data: McIntosh LF4 CCR

	GWC-17	GWC-17
12/8/2015	<0.01	
12/14/2015	<0.01	
12/28/2015	<0.01	
1/26/2016	<0.01	
4/20/2016	<0.01	
6/15/2016	0.0018 (J)	
8/9/2016	0.002 (J)	
9/27/2016	0.0021 (J)	
11/15/2016	0.002 (J)	
1/11/2017	0.0025	
3/1/2017	0.0067	
4/20/2017	0.0024 (J)	
7/19/2017	0.0025	
1/11/2018	0.0026	
7/11/2018	0.0025	
1/29/2019		0.0041 (J)
3/27/2019		0.0028
9/11/2019		0.0059
4/1/2020		0.0032
9/15/2020		0.0027
3/16/2021		0.0031
8/19/2021		0.0027

Mann-Whitney (Wilcoxon Rank Sum)

Constituent: Chromium (mg/L) Analysis Run 8/2/2022 4:39 PM View: Appendix I Mann-Whitney
Plant McIntosh Client: Southern Company Data: McIntosh LF4 CCR

	GWC-18	GWC-18
12/8/2015	0.0012 (J)	
12/14/2015	0.0018	
12/28/2015	0.0017	
1/26/2016	0.0013	
4/19/2016	0.00277 (J)	
6/16/2016	0.0021 (J)	
8/11/2016	0.0023 (J)	
9/28/2016	0.0022 (J)	
11/16/2016	0.0019 (J)	
1/11/2017	0.0025	
3/1/2017	0.0065	
4/25/2017	0.0026	
7/25/2017	0.0023 (J)	
1/12/2018	0.002 (J)	
7/11/2018	0.0022 (J)	
1/30/2019		0.0049 (J)
3/27/2019		0.0025
9/11/2019		0.0049
4/1/2020		0.0025
9/15/2020		0.0025
3/17/2021		0.0027
8/19/2021		0.0025

Mann-Whitney (Wilcoxon Rank Sum)

Constituent: Chromium (mg/L) Analysis Run 8/2/2022 4:39 PM View: Appendix I Mann-Whitney
Plant McIntosh Client: Southern Company Data: McIntosh LF4 CCR

	GWC-19	GWC-19
12/8/2015	0.0026	
12/15/2015	0.0017	
12/28/2015	0.0016	
1/26/2016	0.0016	
4/19/2016	0.002	
6/16/2016	0.0016 (J)	
8/10/2016	0.0016 (J)	
9/28/2016	<0.0025	
11/15/2016	<0.0025	
1/16/2017	0.0013 (J)	
3/1/2017	0.0056	
4/25/2017	0.0019 (J)	
7/25/2017	0.0013 (J)	
1/12/2018	0.0017 (J)	
7/11/2018	0.0011 (J)	
1/29/2019		<0.0025
3/27/2019		0.0014
9/11/2019		0.0043
4/1/2020		0.0018 (J)
9/16/2020		0.0015 (J)
3/16/2021		0.0017 (J)
8/19/2021		0.0015 (J)

Mann-Whitney (Wilcoxon Rank Sum)

Constituent: Chromium (mg/L) Analysis Run 8/2/2022 4:39 PM View: Appendix I Mann-Whitney
Plant McIntosh Client: Southern Company Data: McIntosh LF4 CCR

	GWC-20	GWC-20
12/9/2015	<0.002	
12/14/2015	<0.002	
12/29/2015	<0.002	
1/25/2016	<0.002	
4/21/2016	<0.002	
6/16/2016	0.0008 (J)	
8/10/2016	<0.002	
9/27/2016	<0.002	
11/15/2016	<0.002	
1/13/2017	<0.002	
3/1/2017	0.005	
4/25/2017	<0.002	
7/25/2017	<0.002	
1/12/2018	<0.002	
7/11/2018	<0.002	
1/29/2019		<0.002
3/27/2019		<0.002
9/11/2019		0.0034
4/1/2020		<0.002
9/15/2020		<0.002
3/16/2021		<0.002
8/19/2021		0.0018 (J)

Mann-Whitney (Wilcoxon Rank Sum)

Constituent: Chromium (mg/L) Analysis Run 8/2/2022 4:39 PM View: Appendix I Mann-Whitney
Plant McIntosh Client: Southern Company Data: McIntosh LF4 CCR

	GWC-21	GWC-21
12/9/2015	<0.002	
12/14/2015	<0.002	
12/29/2015	<0.002	
1/25/2016	<0.002	
4/21/2016	<0.002	
6/16/2016	0.00031 (J)	
8/10/2016	<0.002	
9/27/2016	0.35 (o)	
11/15/2016	<0.002	
1/12/2017	<0.002	
3/1/2017	0.0044	
4/24/2017	<0.002	
7/25/2017	<0.002	
1/11/2018	<0.002	
7/11/2018	<0.002	
1/30/2019		<0.002
3/27/2019		<0.002
9/11/2019		0.0025
4/1/2020		<0.002
9/15/2020		<0.002
3/17/2021		<0.002
8/19/2021		<0.002

Mann-Whitney (Wilcoxon Rank Sum)

Constituent: Chromium (mg/L) Analysis Run 8/2/2022 4:39 PM View: Appendix I Mann-Whitney
Plant McIntosh Client: Southern Company Data: McIntosh LF4 CCR

	GWC-23	GWC-23
6/16/2016	0.00023 (J)	
8/10/2016	<0.0025	
9/28/2016	<0.0025	
11/16/2016	<0.0025	
1/17/2017	<0.0025	
3/2/2017	0.0017 (J)	
4/25/2017	<0.0025	
7/13/2017	<0.0025	
7/25/2017	<0.0025	
1/12/2018	<0.0025	
7/12/2018	<0.0025	
1/30/2019		<0.0025
3/27/2019		<0.0025
9/11/2019		0.004
4/1/2020		0.0022
9/15/2020		0.0023
3/17/2021		0.0027
8/19/2021		0.0023

Mann-Whitney (Wilcoxon Rank Sum)

Constituent: Chromium (mg/L) Analysis Run 8/2/2022 4:39 PM View: Appendix I Mann-Whitney

Plant McIntosh Client: Southern Company Data: McIntosh LF4 CCR

	GWA-4A	GWA-4A
8/25/2004	0.0022	
9/11/2004	<0.002	
9/26/2004	<0.002	
10/13/2004	<0.002	
7/11/2005	<0.002	
12/7/2005	<0.002	
6/22/2006	<0.002	
11/28/2006	<0.002	
7/6/2007	<0.002	
12/13/2007	<0.002	
6/20/2008	<0.002	
12/7/2008	<0.002	
7/9/2009	<0.002	
12/30/2009	0.0078	
6/22/2010	<0.002	
1/4/2011	0.0037	
7/10/2011	<0.002	
1/21/2012	<0.002	
7/11/2012	0.0096	
1/20/2013	0.0052	
7/19/2013	0.002	
1/16/2014	0.0061	
7/10/2014	<0.002	
1/16/2015	0.002	
6/20/2015	0.0011 (J)	
1/14/2016	0.0011 (J)	
4/20/2016	<0.002	
6/14/2016	0.0013 (J)	
8/11/2016	<0.002	
9/27/2016	<0.002	
11/14/2016	<0.002	
1/10/2017	<0.002	
2/28/2017	0.0048	
4/20/2017	<0.002	
7/18/2017	<0.002	
1/10/2018	<0.002	
7/11/2018	<0.002	
1/29/2019		<0.002
3/26/2019		<0.002
9/10/2019		0.0031
3/31/2020		<0.002
9/16/2020		<0.002
3/17/2021		<0.002
8/19/2021		<0.002

Mann-Whitney (Wilcoxon Rank Sum)

Constituent: Chromium (mg/L) Analysis Run 8/2/2022 4:39 PM View: Appendix I Mann-Whitney

Plant McIntosh Client: Southern Company Data: McIntosh LF4 CCR

	GWA-5	GWA-5
8/25/2004	0.22 (O)	
9/11/2004	<0.002	
9/26/2004	<0.002	
10/13/2004	<0.002	
7/11/2005	0.0023	
12/7/2005	<0.002	
6/22/2006	<0.002	
11/28/2006	<0.002	
7/6/2007	<0.002	
12/13/2007	<0.002	
6/20/2008	<0.002	
12/7/2008	<0.002	
7/9/2009	<0.002	
12/29/2009	0.004	
6/22/2010	<0.002	
1/4/2011	0.0027	
7/9/2011	<0.002	
1/21/2012	<0.002	
7/11/2012	0.0038	
1/19/2013	0.002	
7/18/2013	0.0023	
1/15/2014	0.0012 (J)	
7/10/2014	0.0012 (J)	
1/15/2015	<0.002	
6/19/2015	0.0037	
1/14/2016	<0.002	
4/20/2016	<0.002	
6/14/2016	0.0011 (J)	
8/9/2016	<0.002	
9/27/2016	<0.002	
11/15/2016	<0.002	
1/11/2017	<0.002	
1/19/2017	0.002 (J)	
1/24/2017	<0.002	
2/28/2017	0.0054	
4/20/2017	0.0013 (J)	
7/18/2017	<0.002	
1/10/2018	<0.002	
7/11/2018	<0.002	
1/29/2019		<0.002
3/26/2019		<0.002
9/10/2019		0.0041
3/31/2020		<0.002
9/15/2020		<0.002
3/17/2021		<0.002
8/19/2021		<0.002

Mann-Whitney (Wilcoxon Rank Sum)

Constituent: Chromium (mg/L) Analysis Run 8/2/2022 4:39 PM View: Appendix I Mann-Whitney

Plant McIntosh Client: Southern Company Data: McIntosh LF4 CCR

	GWC-9	GWC-9
8/25/2004	<0.002	
9/11/2004	<0.002	
9/26/2004	<0.002	
10/13/2004	<0.002	
7/11/2005	<0.002	
12/7/2005	<0.002	
6/22/2006	<0.002	
11/28/2006	<0.002	
7/6/2007	0.0017	
12/13/2007	0.0021	
6/20/2008	0.0021	
12/7/2008	0.0018	
7/9/2009	0.0024	
12/29/2009	0.0021	
6/22/2010	<0.002	
1/5/2011	0.0034	
7/9/2011	0.0018	
1/21/2012	<0.002	
7/11/2012	0.0038	
1/19/2013	0.0065 (o)	
7/18/2013	0.0029	
1/15/2014	<0.002	
7/10/2014	<0.002	
1/16/2015	<0.002	
6/20/2015	<0.002	
1/14/2016	<0.002	
4/19/2016	<0.002	
6/15/2016	0.00021	
8/10/2016	<0.002	
9/27/2016	<0.002	
11/15/2016	<0.002	
1/13/2017	0.0012 (J)	
3/1/2017	0.0043	
4/24/2017	<0.002	
7/24/2017	<0.002	
1/12/2018	<0.002	
7/12/2018	<0.002	
1/30/2019		<0.002
3/27/2019		<0.002
9/11/2019		0.0025
4/1/2020		<0.002
9/16/2020		<0.002
3/17/2021		<0.002
8/19/2021		<0.002

Mann-Whitney (Wilcoxon Rank Sum)

Constituent: Cobalt (mg/L) Analysis Run 8/2/2022 4:39 PM View: Appendix I Mann-Whitney
Plant McIntosh Client: Southern Company Data: McIntosh LF4 CCR

	GWA-13	GWA-13
12/7/2015	0.0012 (J)	
12/15/2015	0.00099 (J)	
12/29/2015	0.0012 (J)	
1/13/2016	0.0012 (J)	
1/25/2016	0.00095 (J)	
4/20/2016	<0.0025	
6/14/2016	0.00072 (J)	
8/9/2016	0.00041 (J)	
9/27/2016	0.00058 (J)	
11/15/2016	0.00048 (J)	
1/12/2017	0.0014 (J)	
2/28/2017	0.00075 (J)	
4/20/2017	0.0005 (J)	
7/18/2017	0.00051 (J)	
1/10/2018	0.00049 (J)	
7/11/2018	<0.0025	
1/29/2019		0.00043 (J)
3/26/2019		<0.0025
9/10/2019		0.00064
3/31/2020		0.00034 (J)
9/15/2020		<0.0025
3/16/2021		0.0005 (J)
8/18/2021		0.00058 (J)

Mann-Whitney (Wilcoxon Rank Sum)

Constituent: Cobalt (mg/L) Analysis Run 8/2/2022 4:39 PM View: Appendix I Mann-Whitney
Plant McIntosh Client: Southern Company Data: McIntosh LF4 CCR

	GWA-14	GWA-14
12/7/2015	0.001 (J)	
12/15/2015	0.00078 (J)	
12/29/2015	0.00094 (J)	
1/13/2016	0.001 (J)	
1/25/2016	0.00085 (J)	
4/20/2016	<0.0025	
6/14/2016	0.00048 (J)	
8/9/2016	0.00045 (J)	
9/27/2016	0.00046 (J)	
11/15/2016	<0.0025	
1/11/2017	<0.0025	
2/28/2017	0.00051 (J)	
4/20/2017	<0.0025	
7/19/2017	<0.0025	
1/11/2018	<0.0025	
7/11/2018	<0.0025	
1/29/2019		0.00029 (J)
3/26/2019		<0.0025
9/10/2019		0.00042 (J)
4/1/2020		0.00033 (J)
9/15/2020		<0.0025
3/16/2021		0.00035 (J)
8/17/2021		0.00048 (J)

Mann-Whitney (Wilcoxon Rank Sum)

Constituent: Cobalt (mg/L) Analysis Run 8/2/2022 4:39 PM View: Appendix I Mann-Whitney
Plant McIntosh Client: Southern Company Data: McIntosh LF4 CCR

	GWA-16	GWA-16
12/7/2015	0.0012 (J)	
12/14/2015	0.001 (J)	
12/28/2015	0.0012 (J)	
1/13/2016	0.001 (J)	
1/25/2016	0.00089 (J)	
4/20/2016	<0.0025	
6/15/2016	0.00063 (J)	
8/9/2016	0.00055 (J)	
9/27/2016	0.00059 (J)	
11/15/2016	0.0005 (J)	
1/11/2017	0.00044 (J)	
3/1/2017	0.00066 (J)	
4/20/2017	0.00045 (J)	
7/19/2017	0.00047 (J)	
1/11/2018	0.00043 (J)	
7/11/2018	0.00043 (J)	
1/29/2019		0.00044 (J)
3/26/2019		<0.0025
9/10/2019		0.0005
4/1/2020		0.00036 (J)
9/15/2020		<0.0025
3/16/2021		0.00047 (J)
8/17/2021		0.00043 (J)

Mann-Whitney (Wilcoxon Rank Sum)

Constituent: Cobalt (mg/L) Analysis Run 8/2/2022 4:39 PM View: Appendix I Mann-Whitney

Plant McIntosh Client: Southern Company Data: McIntosh LF4 CCR

	GWA-2	GWA-2
8/25/2004	<0.01	
9/11/2004	<0.01	
9/26/2004	<0.01	
10/13/2004	<0.01	
7/11/2005	<0.01	
12/7/2005	<0.01	
6/22/2006	<0.01	
11/28/2006	<0.01	
7/6/2007	<0.01	
12/13/2007	<0.01	
6/20/2008	<0.01	
12/7/2008	<0.01	
7/9/2009	<0.01	
12/28/2009	<0.01	
6/22/2010	<0.01	
1/4/2011	<0.01	
7/9/2011	<0.01	
1/21/2012	<0.01	
7/11/2012	0.0017	
1/20/2013	<0.01	
7/19/2013	<0.01	
1/15/2014	0.0011 (J)	
7/11/2014	0.0012 (J)	
1/16/2015	0.00083 (J)	
6/20/2015	0.0013	
1/16/2016	0.0012 (J)	
4/19/2016	<0.01	
6/14/2016	0.001 (J)	
8/9/2016	0.0012 (J)	
9/26/2016	0.0012 (J)	
11/15/2016	0.0013 (J)	
1/10/2017	0.0011 (J)	
2/28/2017	0.0014 (J)	
4/19/2017	0.0012 (J)	
7/17/2017	0.0013 (J)	
1/10/2018	0.0013 (J)	
7/11/2018	0.0013 (J)	
1/29/2019		0.001 (J)
3/27/2019		0.0011
9/11/2019		0.0015
4/1/2020		0.0013 (J)
9/15/2020		0.00099 (J)
3/16/2021		0.0013 (J)
8/17/2021		0.0015 (J)

Mann-Whitney (Wilcoxon Rank Sum)

Constituent: Cobalt (mg/L) Analysis Run 8/2/2022 4:39 PM View: Appendix I Mann-Whitney
Plant McIntosh Client: Southern Company Data: McIntosh LF4 CCR

	GWA-3	GWA-3
8/25/2004	<0.0025	
9/11/2004	<0.0025	
9/26/2004	<0.0025	
10/13/2004	<0.0025	
7/11/2005	<0.0025	
12/7/2005	<0.0025	
6/22/2006	<0.0025	
11/28/2006	<0.0025	
7/6/2007	<0.0025	
12/13/2007	<0.0025	
6/20/2008	<0.0025	
12/7/2008	<0.0025	
7/9/2009	<0.0025	
12/28/2009	<0.0025	
6/22/2010	<0.0025	
1/5/2011	0.0066 (o)	
7/9/2011	<0.0025	
1/20/2012	<0.0025	
7/11/2012	<0.0025	
1/19/2013	<0.0025	
7/18/2013	<0.0025	
1/15/2014	<0.0025	
7/11/2014	<0.0025	
1/15/2015	<0.0025	
6/19/2015	<0.0025	
1/16/2016	<0.0025	
4/19/2016	<0.0025	
6/14/2016	0.00044 (J)	
8/9/2016	0.00042 (J)	
9/27/2016	0.00042 (J)	
11/14/2016	<0.0025	
1/10/2017	<0.0025	
2/28/2017	0.00048 (J)	
4/19/2017	<0.0025	
7/18/2017	<0.0025	
1/10/2018	<0.0025	
7/11/2018	<0.0025	
1/29/2019		0.00035 (J)
3/27/2019		<0.0025
9/11/2019		0.00039 (J)
4/1/2020		0.00024 (J)
9/15/2020		<0.0025
3/16/2021		0.00033 (J)
8/17/2021		0.00039 (J)

Mann-Whitney (Wilcoxon Rank Sum)

Constituent: Cobalt (mg/L) Analysis Run 8/2/2022 4:39 PM View: Appendix I Mann-Whitney
Plant McIntosh Client: Southern Company Data: McIntosh LF4 CCR

	GWC-1	GWC-1
8/25/2004	<0.0025	
9/11/2004	<0.0025	
9/26/2004	<0.0025	
7/11/2005	<0.0025	
12/7/2005	<0.0025	
6/22/2006	<0.0025	
11/28/2006	<0.0025	
7/6/2007	<0.0025	
12/13/2007	<0.0025	
6/20/2008	<0.0025	
12/7/2008	<0.0025	
7/9/2009	<0.0025	
12/28/2009	<0.0025	
6/22/2010	<0.0025	
1/4/2011	<0.0025	
7/9/2011	<0.0025	
1/21/2012	<0.0025	
7/11/2012	0.0013	
1/20/2013	0.0013	
7/19/2013	0.0015	
1/15/2014	0.0017	
7/11/2014	0.0018	
1/16/2015	0.0019	
6/20/2015	0.002	
1/16/2016	0.0015	
4/20/2016	<0.0025	
6/15/2016	0.0015 (J)	
8/10/2016	0.0016 (J)	
9/27/2016	0.0016 (J)	
11/15/2016	0.0015 (J)	
1/12/2017	0.0016 (J)	
1/23/2017	<0.0025	
3/1/2017	0.0021 (J)	
4/20/2017	0.0018 (J)	
7/19/2017	0.0015 (J)	
1/11/2018	0.0019 (J)	
7/12/2018	0.0018 (J)	
1/30/2019		<0.0025
3/27/2019		0.0017
9/11/2019		0.002
4/1/2020		0.0016 (J)
9/15/2020		0.0014 (J)
3/16/2021		0.0017 (J)
8/18/2021		0.0018 (J)

Mann-Whitney (Wilcoxon Rank Sum)

Constituent: Cobalt (mg/L) Analysis Run 8/2/2022 4:39 PM View: Appendix I Mann-Whitney
Plant McIntosh Client: Southern Company Data: McIntosh LF4 CCR

	GWC-10	GWC-10
8/25/2004	<0.0025	
9/11/2004	<0.0025	
9/26/2004	<0.0025	
10/13/2004	<0.0025	
7/11/2005	<0.0025	
12/7/2005	<0.0025	
6/22/2006	<0.0025	
11/28/2006	<0.0025	
7/6/2007	<0.0025	
12/13/2007	<0.0025	
6/20/2008	<0.0025	
12/7/2008	<0.0025	
7/10/2009	<0.0025	
12/29/2009	<0.0025	
6/22/2010	<0.0025	
1/4/2011	<0.0025	
7/10/2011	<0.0025	
1/21/2012	<0.0025	
7/11/2012	<0.0025	
1/20/2013	<0.0025	
7/19/2013	<0.0025	
1/16/2014	<0.0025	
7/10/2014	<0.0025	
1/16/2015	<0.0025	
6/20/2015	0.0006 (J)	
1/16/2016	<0.0025	
4/21/2016	<0.0025	
6/16/2016	1E-05 (J)	
8/10/2016	<0.0025	
9/27/2016	<0.0025	
11/15/2016	<0.0025	
1/12/2017	<0.0025	
3/1/2017	<0.0025	
4/24/2017	<0.0025	
7/24/2017	<0.0025	
1/11/2018	<0.0025	
7/12/2018	<0.0025	
1/30/2019		<0.0025
3/27/2019		<0.0025
9/11/2019		0.0001 (J)
4/1/2020		<0.0025
9/15/2020		<0.0025
3/16/2021		<0.0025
8/18/2021		<0.0025

Mann-Whitney (Wilcoxon Rank Sum)

Constituent: Cobalt (mg/L) Analysis Run 8/2/2022 4:39 PM View: Appendix I Mann-Whitney
Plant McIntosh Client: Southern Company Data: McIntosh LF4 CCR

	GWC-11	GWC-11
8/25/2004	<0.0025	
9/11/2004	<0.0025	
9/26/2004	<0.0025	
10/13/2004	<0.0025	
7/11/2005	<0.0025	
12/7/2005	<0.0025	
6/22/2006	<0.0025	
11/28/2006	<0.0025	
7/6/2007	<0.0025	
12/13/2007	<0.0025	
6/20/2008	<0.0025	
12/7/2008	<0.0025	
7/10/2009	<0.0025	
12/29/2009	0.0071	
6/22/2010	<0.0025	
1/5/2011	<0.0025	
7/9/2011	0.0037	
1/21/2012	0.0062	
7/11/2012	0.007	
1/19/2013	<0.0025	
7/19/2013	<0.0025	
1/15/2014	0.0028	
7/11/2014	<0.0025	
1/16/2015	0.0048	
6/20/2015	<0.0025	
1/14/2016	<0.0025	
4/20/2016	<0.0025	
6/15/2016	0.00011 (J)	
8/10/2016	<0.0025	
9/27/2016	<0.0025	
11/15/2016	<0.0025	
1/12/2017	<0.0025	
3/1/2017	<0.0025	
4/24/2017	<0.0025	
7/24/2017	<0.0025	
1/11/2018	<0.0025	
7/12/2018	<0.0025	
1/30/2019		<0.0025
3/27/2019		<0.0025
9/11/2019		<0.0025
4/2/2020		<0.0025
9/15/2020		<0.0025
3/17/2021		0.00016 (J)
8/18/2021		<0.0025

Mann-Whitney (Wilcoxon Rank Sum)

Constituent: Cobalt (mg/L) Analysis Run 8/2/2022 4:39 PM View: Appendix I Mann-Whitney
Plant McIntosh Client: Southern Company Data: McIntosh LF4 CCR

	GWC-12	GWC-12
8/25/2004	<0.0025	
9/11/2004	<0.0025	
9/26/2004	<0.0025	
10/13/2004	<0.0025	
7/11/2005	<0.0025	
12/7/2005	<0.0025	
6/22/2006	<0.0025	
11/28/2006	<0.0025	
7/6/2007	<0.0025	
12/13/2007	<0.0025	
6/20/2008	<0.0025	
12/7/2008	<0.0025	
7/10/2009	<0.0025	
12/28/2009	<0.0025	
6/22/2010	<0.0025	
1/4/2011	<0.0025	
7/9/2011	0.0039	
1/20/2012	<0.0025	
7/11/2012	0.012 (o)	
1/19/2013	<0.0025	
7/18/2013	<0.0025	
1/15/2014	0.005	
7/11/2014	0.00079 (J)	
1/15/2015	0.00069 (J)	
6/19/2015	0.0007 (J)	
1/16/2016	0.00061 (J)	
4/20/2016	<0.0025	
6/15/2016	0.00051 (J)	
8/10/2016	0.00052 (J)	
9/27/2016	0.00077 (J)	
11/15/2016	0.00055 (J)	
1/12/2017	0.0005 (J)	
3/1/2017	0.00079 (J)	
4/20/2017	0.00056 (J)	
7/20/2017	0.00051 (J)	
1/11/2018	0.0006 (J)	
7/12/2018	0.00056 (J)	
1/30/2019		<0.0025
3/27/2019		0.00051
9/11/2019		0.00067
4/1/2020		0.00051 (J)
9/16/2020		0.00023 (J)
3/16/2021		0.00058 (J)
8/18/2021		0.00065 (J)

Mann-Whitney (Wilcoxon Rank Sum)

Constituent: Cobalt (mg/L) Analysis Run 8/2/2022 4:39 PM View: Appendix I Mann-Whitney
Plant McIntosh Client: Southern Company Data: McIntosh LF4 CCR

	GWA-15	GWA-15
12/7/2015	0.0011 (J)	
12/15/2015	0.0011 (J)	
12/28/2015	0.0016	
1/13/2016	0.0016	
1/25/2016	0.0014	
4/21/2016	<0.0025	
6/15/2016	0.00047 (J)	
8/9/2016	<0.0025	
9/27/2016	0.00045 (J)	
11/15/2016	0.00048 (J)	
1/11/2017	0.00046 (J)	
2/28/2017	0.00061 (J)	
4/20/2017	0.00042 (J)	
7/19/2017	0.00041 (J)	
1/11/2018	0.00044 (J)	
7/11/2018	0.0004 (J)	
1/29/2019		0.00037 (J)
3/26/2019		<0.0025
9/11/2019		0.00044 (J)
4/1/2020		0.00036 (J)
9/15/2020		<0.0025
3/17/2021		0.0004 (J)
8/19/2021		0.0004 (J)

Mann-Whitney (Wilcoxon Rank Sum)

Constituent: Cobalt (mg/L) Analysis Run 8/2/2022 4:39 PM View: Appendix I Mann-Whitney
Plant McIntosh Client: Southern Company Data: McIntosh LF4 CCR

	GWC-17	GWC-17
12/8/2015	0.0018	
12/14/2015	0.0016	
12/28/2015	0.0015	
1/13/2016	0.0013	
1/26/2016	0.0012 (J)	
4/20/2016	<0.0025	
6/15/2016	0.00073 (J)	
8/9/2016	0.00069 (J)	
9/27/2016	0.00081 (J)	
11/15/2016	0.00071 (J)	
1/11/2017	0.00062 (J)	
3/1/2017	0.00081 (J)	
4/20/2017	0.00053 (J)	
7/19/2017	0.00051 (J)	
1/11/2018	0.00046 (J)	
7/11/2018	<0.0025	
1/29/2019		0.00038 (J)
3/27/2019		<0.0025
9/11/2019		0.00034 (J)
4/1/2020		0.00023 (J)
9/15/2020		<0.0025
3/16/2021		0.00027 (J)
8/19/2021		0.00023 (J)

Mann-Whitney (Wilcoxon Rank Sum)

Constituent: Cobalt (mg/L) Analysis Run 8/2/2022 4:39 PM View: Appendix I Mann-Whitney
Plant McIntosh Client: Southern Company Data: McIntosh LF4 CCR

	GWC-18	GWC-18
12/8/2015	<0.0025	
12/14/2015	<0.0025	
12/28/2015	<0.0025	
1/14/2016	<0.0025	
1/26/2016	<0.0025	
4/19/2016	<0.0025	
6/16/2016	0.00017 (J)	
8/11/2016	<0.0025	
9/28/2016	<0.0025	
11/16/2016	<0.0025	
1/11/2017	<0.0025	
3/1/2017	<0.0025	
4/25/2017	<0.0025	
7/25/2017	<0.0025	
1/12/2018	<0.0025	
7/11/2018	<0.0025	
1/30/2019		<0.0025
3/27/2019		<0.0025
9/11/2019		8.2E-05 (J)
4/1/2020		<0.0025
9/15/2020		<0.0025
3/17/2021		<0.0025
8/19/2021		<0.0025

Mann-Whitney (Wilcoxon Rank Sum)

Constituent: Cobalt (mg/L) Analysis Run 8/2/2022 4:39 PM View: Appendix I Mann-Whitney
Plant McIntosh Client: Southern Company Data: McIntosh LF4 CCR

	GWC-19	GWC-19
12/8/2015	0.00084 (J)	
12/15/2015	0.00063 (J)	
12/28/2015	0.00071 (J)	
1/14/2016	<0.0025	
1/26/2016	<0.0025	
4/19/2016	<0.0025	
6/16/2016	6.7E-05 (J)	
8/10/2016	<0.0025	
9/28/2016	<0.0025	
11/15/2016	<0.0025	
1/16/2017	<0.0025	
3/1/2017	<0.0025	
4/25/2017	<0.0025	
7/25/2017	<0.0025	
1/12/2018	<0.0025	
7/11/2018	<0.0025	
1/29/2019		<0.0025
3/27/2019		<0.0025
9/11/2019		9.9E-05 (J)
4/1/2020		<0.0025
9/16/2020		<0.0025
3/16/2021		<0.0025
8/19/2021		<0.0025

Mann-Whitney (Wilcoxon Rank Sum)

Constituent: Cobalt (mg/L) Analysis Run 8/2/2022 4:39 PM View: Appendix I Mann-Whitney
Plant McIntosh Client: Southern Company Data: McIntosh LF4 CCR

	GWC-20	GWC-20
12/9/2015	0.0055	
12/14/2015	0.0073	
12/29/2015	0.0076	
1/14/2016	0.0056	
1/25/2016	0.0061	
4/21/2016	0.00468 (J)	
6/16/2016	0.0032 (J)	
8/10/2016	0.0025	
9/27/2016	0.0023 (J)	
11/15/2016	0.0019 (J)	
1/13/2017	0.0017 (J)	
3/1/2017	0.0021 (J)	
4/25/2017	0.0016 (J)	
7/25/2017	0.0016 (J)	
1/12/2018	0.0014 (J)	
7/11/2018	0.0013 (J)	
1/29/2019		0.00084 (J)
3/27/2019		0.0012
9/11/2019		0.0014
4/1/2020		0.00094 (J)
9/15/2020		0.00097 (J)
3/16/2021		0.0009 (J)
8/19/2021		0.00088 (J)

Mann-Whitney (Wilcoxon Rank Sum)

Constituent: Cobalt (mg/L) Analysis Run 8/2/2022 4:39 PM View: Appendix I Mann-Whitney
Plant McIntosh Client: Southern Company Data: McIntosh LF4 CCR

	GWC-21	GWC-21
12/9/2015	0.0013	
12/14/2015	0.0014	
12/29/2015	0.0018	
1/14/2016	0.0018	
1/25/2016	0.0019	
4/21/2016	<0.0025	
6/16/2016	0.0021 (J)	
8/10/2016	0.0015 (J)	
9/27/2016	0.015 (o)	
11/15/2016	0.0017 (J)	
1/12/2017	0.0014 (J)	
3/1/2017	0.0019 (J)	
4/24/2017	0.0015 (J)	
7/25/2017	0.0014 (J)	
1/11/2018	0.0013 (J)	
7/11/2018	0.0012 (J)	
1/30/2019		<0.0025
3/27/2019		0.001
9/11/2019		0.0012
4/1/2020		0.00088 (J)
9/15/2020		0.00088 (J)
3/17/2021		0.00092 (J)
8/19/2021		0.00077 (J)

Mann-Whitney (Wilcoxon Rank Sum)

Constituent: Cobalt (mg/L) Analysis Run 8/2/2022 4:39 PM View: Appendix I Mann-Whitney
Plant McIntosh Client: Southern Company Data: McIntosh LF4 CCR

	GWC-23	GWC-23
6/16/2016	0.0019 (J)	
8/10/2016	0.0051	
9/28/2016	0.0058	
11/16/2016	0.0063	
1/17/2017	0.0057	
3/2/2017	0.0095	
4/25/2017	0.0078	
7/13/2017	0.0061	
7/25/2017	0.0074	
1/12/2018	0.0072	
7/12/2018	0.0077	
1/30/2019		0.0061
3/27/2019		0.006
9/11/2019		0.0059
4/1/2020		0.0037
9/15/2020		0.0032
3/17/2021		0.0035
8/19/2021		0.0025

Mann-Whitney (Wilcoxon Rank Sum)

Constituent: Cobalt (mg/L) Analysis Run 8/2/2022 4:39 PM View: Appendix I Mann-Whitney

Plant McIntosh Client: Southern Company Data: McIntosh LF4 CCR

	GWA-4A	GWA-4A
8/25/2004	<0.0025	
9/11/2004	<0.0025	
9/26/2004	<0.0025	
10/13/2004	<0.0025	
7/11/2005	<0.0025	
12/7/2005	<0.0025	
6/22/2006	<0.0025	
11/28/2006	<0.0025	
7/6/2007	<0.0025	
12/13/2007	<0.0025	
6/20/2008	<0.0025	
12/7/2008	<0.0025	
7/9/2009	<0.0025	
12/30/2009	0.013	
6/22/2010	<0.0025	
1/4/2011	<0.0025	
7/10/2011	<0.0025	
1/21/2012	0.0061	
7/11/2012	0.01	
1/20/2013	0.0033	
7/19/2013	<0.0025	
1/16/2014	0.0027	
7/10/2014	<0.0025	
1/16/2015	0.0077	
6/20/2015	<0.0025	
1/14/2016	<0.0025	
4/20/2016	<0.0025	
6/14/2016	0.0004 (J)	
8/11/2016	0.0046	
9/27/2016	0.001 (J)	
11/14/2016	<0.0025	
1/10/2017	0.00044 (J)	
2/28/2017	0.001 (J)	
4/20/2017	0.00059 (J)	
7/18/2017	0.00079 (J)	
1/10/2018	0.0018 (J)	
7/11/2018	0.0044	
1/29/2019		0.0033
3/26/2019		0.0037
9/10/2019		0.0031
3/31/2020		0.0038
9/16/2020		0.0014 (J)
3/17/2021		0.0014 (J)
8/19/2021		0.0013 (J)

Mann-Whitney (Wilcoxon Rank Sum)

Constituent: Cobalt (mg/L) Analysis Run 8/2/2022 4:39 PM View: Appendix I Mann-Whitney
Plant McIntosh Client: Southern Company Data: McIntosh LF4 CCR

	GWA-5	GWA-5
8/25/2004	<0.01	
9/11/2004	<0.01	
9/26/2004	<0.01	
10/13/2004	<0.01	
7/11/2005	<0.01	
12/7/2005	<0.01	
6/22/2006	<0.01	
11/28/2006	<0.01	
7/6/2007	<0.01	
12/13/2007	<0.01	
6/20/2008	<0.01	
12/7/2008	<0.01	
7/9/2009	<0.01	
12/29/2009	0.011	
6/22/2010	<0.01	
1/4/2011	<0.01	
7/9/2011	<0.01	
1/21/2012	<0.01	
7/11/2012	0.0072	
1/19/2013	<0.01	
7/18/2013	<0.01	
1/15/2014	0.00075 (J)	
7/10/2014	0.0007 (J)	
1/15/2015	0.0007 (J)	
6/19/2015	0.0011 (J)	
1/14/2016	0.00064 (J)	
4/20/2016	<0.01	
6/14/2016	0.0006 (J)	
8/9/2016	0.00062 (J)	
9/27/2016	0.00059 (J)	
11/15/2016	0.00064 (J)	
1/11/2017	0.00064 (J)	
1/19/2017	0.00046 (J)	
1/24/2017	0.009	
2/28/2017	0.00078 (J)	
4/20/2017	0.00065 (J)	
7/18/2017	0.00069 (J)	
1/10/2018	0.00068 (J)	
7/11/2018	0.00071 (J)	
1/29/2019		0.00064 (J)
3/26/2019		0.00064
9/10/2019		0.00074
3/31/2020		0.00067 (J)
9/15/2020		0.0005 (J)
3/17/2021		0.00083 (J)
8/19/2021		0.00079 (J)

Mann-Whitney (Wilcoxon Rank Sum)

Constituent: Cobalt (mg/L) Analysis Run 8/2/2022 4:39 PM View: Appendix I Mann-Whitney

Plant McIntosh Client: Southern Company Data: McIntosh LF4 CCR

	GWC-9	GWC-9
8/25/2004	<0.0025	
9/11/2004	<0.0025	
9/26/2004	<0.0025	
10/13/2004	<0.0025	
7/11/2005	<0.0025	
12/7/2005	<0.0025	
6/22/2006	<0.0025	
11/28/2006	<0.0025	
7/6/2007	<0.0025	
12/13/2007	<0.0025	
6/20/2008	<0.0025	
12/7/2008	<0.0025	
7/9/2009	<0.0025	
12/29/2009	<0.0025	
6/22/2010	<0.0025	
1/5/2011	<0.0025	
7/9/2011	<0.0025	
1/21/2012	<0.0025	
7/11/2012	0.0013	
1/19/2013	0.0055	
7/18/2013	<0.0025	
1/15/2014	0.00052 (J)	
7/10/2014	0.00055 (J)	
1/16/2015	<0.0025	
6/20/2015	0.00052 (J)	
1/14/2016	0.00051 (J)	
4/19/2016	<0.0025	
6/15/2016	0.00052 (J)	
8/10/2016	0.0006 (J)	
9/27/2016	0.00063 (J)	
11/15/2016	0.00053 (J)	
1/13/2017	0.00052 (J)	
3/1/2017	0.00084 (J)	
4/24/2017	0.00055 (J)	
7/24/2017	0.00058 (J)	
1/12/2018	0.00054 (J)	
7/12/2018	0.00072 (J)	
1/30/2019		<0.0025
3/27/2019		0.00051
9/11/2019		0.00083
4/1/2020		0.00042 (J)
9/16/2020		0.00037 (J)
3/17/2021		0.00092 (J)
8/19/2021		0.00063 (J)

Mann-Whitney (Wilcoxon Rank Sum)

Constituent: Copper (mg/L) Analysis Run 8/2/2022 4:39 PM View: Appendix I Mann-Whitney
Plant McIntosh Client: Southern Company Data: McIntosh LF4 CCR

	GWA-13	GWA-13
12/7/2015	<0.002	
12/15/2015	<0.002	
12/29/2015	<0.002	
1/13/2016	<0.002	
1/25/2016	<0.002	
6/14/2016	<0.002	
1/12/2017	<0.002	
7/18/2017	<0.002	
1/10/2018	<0.002	
7/11/2018	<0.002	
1/29/2019		<0.002
3/26/2019		<0.002
9/10/2019		0.00066 (J)
3/31/2020		<0.002
9/15/2020		<0.002
3/16/2021		<0.002
8/18/2021		<0.002

Mann-Whitney (Wilcoxon Rank Sum)

Constituent: Copper (mg/L) Analysis Run 8/2/2022 4:39 PM View: Appendix I Mann-Whitney
Plant McIntosh Client: Southern Company Data: McIntosh LF4 CCR

	GWA-14	GWA-14
12/7/2015	<0.002	
12/15/2015	<0.002	
12/29/2015	<0.002	
1/13/2016	<0.002	
1/25/2016	0.0014 (J)	
6/14/2016	<0.002	
1/11/2017	<0.002	
7/19/2017	<0.002	
1/11/2018	<0.002	
7/11/2018	<0.002	
1/29/2019		<0.002
3/26/2019		<0.002
9/10/2019		0.00076 (J)
4/1/2020		<0.002
9/15/2020		<0.002
3/16/2021		<0.002
8/17/2021		<0.002

Mann-Whitney (Wilcoxon Rank Sum)

Constituent: Copper (mg/L) Analysis Run 8/2/2022 4:39 PM View: Appendix I Mann-Whitney
Plant McIntosh Client: Southern Company Data: McIntosh LF4 CCR

	GWA-16	GWA-16
12/7/2015	0.001 (J)	
12/14/2015	<0.002	
12/28/2015	<0.002	
1/13/2016	<0.002	
1/25/2016	0.00081 (J)	
6/15/2016	<0.002	
1/11/2017	<0.002	
7/19/2017	<0.002	
1/11/2018	<0.002	
7/11/2018	<0.002	
1/29/2019		<0.002
3/26/2019		<0.002
9/10/2019		<0.002
4/1/2020		<0.002
9/15/2020		<0.002
3/16/2021		<0.002
8/17/2021		<0.002

Mann-Whitney (Wilcoxon Rank Sum)

Constituent: Copper (mg/L) Analysis Run 8/2/2022 4:39 PM View: Appendix I Mann-Whitney
Plant McIntosh Client: Southern Company Data: McIntosh LF4 CCR

	GWA-2	GWA-2
8/25/2004	<0.002	
9/11/2004	0.003	
9/26/2004	<0.002	
10/13/2004	<0.002	
7/11/2005	<0.002	
12/7/2005	<0.002	
6/22/2006	<0.002	
11/28/2006	<0.002	
7/6/2007	<0.002	
12/13/2007	<0.002	
6/20/2008	<0.002	
12/7/2008	<0.002	
7/9/2009	<0.002	
12/28/2009	<0.002	
6/22/2010	<0.002	
1/4/2011	<0.002	
7/9/2011	<0.002	
1/21/2012	<0.002	
7/11/2012	<0.002	
1/20/2013	<0.002	
7/19/2013	<0.002	
1/15/2014	<0.002	
7/11/2014	<0.002	
1/16/2015	<0.002	
6/20/2015	<0.002	
1/16/2016	<0.002	
6/14/2016	<0.002	
1/10/2017	<0.002	
7/17/2017	<0.002	
1/10/2018	<0.002	
7/11/2018	<0.002	
1/29/2019		<0.002
3/27/2019		<0.002
9/11/2019		<0.002
4/1/2020		<0.002
9/15/2020		<0.002
3/16/2021		<0.002
8/17/2021		<0.002

Mann-Whitney (Wilcoxon Rank Sum)

Constituent: Copper (mg/L) Analysis Run 8/2/2022 4:39 PM View: Appendix I Mann-Whitney
Plant McIntosh Client: Southern Company Data: McIntosh LF4 CCR

	GWA-3	GWA-3
8/25/2004	<0.002	
9/11/2004	<0.002	
9/26/2004	0.0029	
10/13/2004	<0.002	
7/11/2005	<0.002	
12/7/2005	<0.002	
6/22/2006	0.0026	
11/28/2006	<0.002	
7/6/2007	0.0034	
12/13/2007	<0.002	
6/20/2008	<0.002	
12/7/2008	<0.002	
7/9/2009	<0.002	
12/28/2009	<0.002	
6/22/2010	<0.002	
1/5/2011	0.014 (o)	
7/9/2011	<0.002	
1/20/2012	<0.002	
7/11/2012	<0.002	
1/19/2013	<0.002	
7/18/2013	<0.002	
1/15/2014	<0.002	
7/11/2014	<0.002	
1/15/2015	<0.002	
6/19/2015	<0.002	
1/16/2016	<0.002	
6/14/2016	<0.002	
1/10/2017	<0.002	
7/18/2017	<0.002	
1/10/2018	<0.002	
7/11/2018	<0.002	
1/29/2019		<0.002
3/27/2019		<0.002
9/11/2019		0.00092 (J)
4/1/2020		<0.002
9/15/2020		0.00095 (J)
3/16/2021		<0.002
8/17/2021		<0.002

Mann-Whitney (Wilcoxon Rank Sum)

Constituent: Copper (mg/L) Analysis Run 8/2/2022 4:39 PM View: Appendix I Mann-Whitney
Plant McIntosh Client: Southern Company Data: McIntosh LF4 CCR

	GWC-1	GWC-1
8/25/2004	<0.002	
9/11/2004	<0.002	
9/26/2004	<0.002	
7/11/2005	<0.002	
12/7/2005	<0.002	
6/22/2006	<0.002	
11/28/2006	<0.002	
7/6/2007	<0.002	
12/13/2007	<0.002	
6/20/2008	<0.002	
12/7/2008	<0.002	
7/9/2009	<0.002	
12/28/2009	<0.002	
6/22/2010	<0.002	
1/4/2011	<0.002	
7/9/2011	<0.002	
1/21/2012	<0.002	
7/11/2012	<0.002	
1/20/2013	<0.002	
7/19/2013	<0.002	
1/15/2014	<0.002	
7/11/2014	<0.002	
1/16/2015	<0.002	
6/20/2015	<0.002	
1/16/2016	<0.002	
6/15/2016	<0.002	
1/12/2017	<0.002	
7/19/2017	<0.002	
1/11/2018	<0.002	
7/12/2018	<0.002	
1/30/2019		<0.002
3/27/2019		<0.002
9/11/2019		0.001 (J)
4/1/2020		<0.002
9/15/2020		<0.002
3/16/2021		<0.002
8/18/2021		<0.002

Mann-Whitney (Wilcoxon Rank Sum)

Constituent: Copper (mg/L) Analysis Run 8/2/2022 4:39 PM View: Appendix I Mann-Whitney

Plant McIntosh Client: Southern Company Data: McIntosh LF4 CCR

	GWC-11	GWC-11
8/25/2004	<0.002	
9/11/2004	<0.002	
9/26/2004	<0.002	
10/13/2004	<0.002	
7/11/2005	<0.002	
12/7/2005	<0.002	
6/22/2006	<0.002	
11/28/2006	0.0027	
7/6/2007	<0.002	
12/13/2007	<0.002	
6/20/2008	<0.002	
12/7/2008	<0.002	
7/10/2009	<0.002	
12/29/2009	<0.002	
6/22/2010	<0.002	
1/5/2011	<0.002	
7/9/2011	<0.002	
1/21/2012	<0.002	
7/11/2012	<0.002	
1/19/2013	<0.002	
7/19/2013	<0.002	
1/15/2014	<0.002	
7/11/2014	0.0014 (J)	
1/16/2015	<0.002	
6/20/2015	<0.002	
1/14/2016	<0.002	
6/15/2016	<0.002	
1/12/2017	<0.002	
7/24/2017	<0.002	
1/11/2018	<0.002	
7/12/2018	<0.002	
1/30/2019		<0.002
3/27/2019		<0.002
9/11/2019		<0.002
4/2/2020		0.0013 (J)
9/15/2020		<0.002
3/17/2021		0.0019 (J)
8/18/2021		<0.002

Mann-Whitney (Wilcoxon Rank Sum)

Constituent: Copper (mg/L) Analysis Run 8/2/2022 4:39 PM View: Appendix I Mann-Whitney
Plant McIntosh Client: Southern Company Data: McIntosh LF4 CCR

	GWC-12	GWC-12
8/25/2004	<0.002	
9/11/2004	<0.002	
9/26/2004	<0.002	
10/13/2004	<0.002	
7/11/2005	<0.002	
12/7/2005	<0.002	
6/22/2006	<0.002	
11/28/2006	<0.002	
7/6/2007	<0.002	
12/13/2007	<0.002	
6/20/2008	<0.002	
12/7/2008	<0.002	
7/10/2009	<0.002	
12/28/2009	<0.002	
6/22/2010	<0.002	
1/4/2011	<0.002	
7/9/2011	<0.002	
1/20/2012	<0.002	
7/11/2012	<0.002	
1/19/2013	<0.002	
7/18/2013	<0.002	
1/15/2014	<0.002	
7/11/2014	<0.002	
1/15/2015	<0.002	
6/19/2015	<0.002	
1/16/2016	<0.002	
6/15/2016	<0.002	
1/12/2017	<0.002	
7/20/2017	<0.002	
1/11/2018	<0.002	
7/12/2018	<0.002	
1/30/2019		<0.002
3/27/2019		<0.002
9/11/2019		0.00069 (J)
4/1/2020		<0.002
9/16/2020		<0.002
3/16/2021		<0.002
8/18/2021		0.00096 (J)

Mann-Whitney (Wilcoxon Rank Sum)

Constituent: Copper (mg/L) Analysis Run 8/2/2022 4:39 PM View: Appendix I Mann-Whitney
Plant McIntosh Client: Southern Company Data: McIntosh LF4 CCR

	GWA-15	GWA-15
12/7/2015	0.00084 (J)	
12/15/2015	<0.002	
12/28/2015	<0.002	
1/13/2016	<0.002	
1/25/2016	<0.002	
6/15/2016	<0.002	
1/11/2017	<0.002	
7/19/2017	<0.002	
1/11/2018	<0.002	
7/11/2018	<0.002	
1/29/2019		<0.002
3/26/2019		<0.002
9/11/2019		<0.002
4/1/2020		<0.002
9/15/2020		<0.002
3/17/2021		<0.002
8/19/2021		<0.002

Mann-Whitney (Wilcoxon Rank Sum)

Constituent: Copper (mg/L) Analysis Run 8/2/2022 4:39 PM View: Appendix I Mann-Whitney
Plant McIntosh Client: Southern Company Data: McIntosh LF4 CCR

	GWC-17	GWC-17
12/8/2015	0.0021 (J)	
12/14/2015	0.0018 (J)	
12/28/2015	<0.002	
1/13/2016	<0.002	
1/26/2016	<0.002	
6/15/2016	<0.002	
1/11/2017	<0.002	
7/19/2017	<0.002	
1/11/2018	<0.002	
7/11/2018	<0.002	
1/29/2019		<0.002
3/27/2019		<0.002
9/11/2019		0.0012 (J)
4/1/2020		<0.002
9/15/2020		<0.002
3/16/2021		<0.002
8/19/2021		<0.002

Mann-Whitney (Wilcoxon Rank Sum)

Constituent: Copper (mg/L) Analysis Run 8/2/2022 4:39 PM View: Appendix I Mann-Whitney
Plant McIntosh Client: Southern Company Data: McIntosh LF4 CCR

	GWC-18	GWC-18
12/8/2015	<0.002	
12/14/2015	0.00096 (J)	
12/28/2015	<0.002	
1/14/2016	<0.002	
1/26/2016	<0.002	
6/16/2016	0.00068 (J)	
1/11/2017	<0.002	
7/25/2017	<0.002	
1/12/2018	<0.002	
7/11/2018	<0.002	
1/30/2019		0.0021 (J)
3/27/2019		<0.002
9/11/2019		0.0011 (J)
4/1/2020		<0.002
9/15/2020		<0.002
3/17/2021		0.001 (J)
8/19/2021		0.00089 (J)

Mann-Whitney (Wilcoxon Rank Sum)

Constituent: Copper (mg/L) Analysis Run 8/2/2022 4:39 PM View: Appendix I Mann-Whitney
Plant McIntosh Client: Southern Company Data: McIntosh LF4 CCR

	GWC-19	GWC-19
12/8/2015	<0.002	
12/15/2015	<0.002	
12/28/2015	<0.002	
1/14/2016	<0.002	
1/26/2016	<0.002	
6/16/2016	0.00024 (J)	
1/16/2017	<0.002	
7/25/2017	<0.002	
1/12/2018	<0.002	
7/11/2018	<0.002	
1/29/2019		<0.002
3/27/2019		<0.002
9/11/2019		0.00085 (J)
4/1/2020		<0.002
9/16/2020		<0.002
3/16/2021		<0.002
8/19/2021		<0.002

Mann-Whitney (Wilcoxon Rank Sum)

Constituent: Copper (mg/L) Analysis Run 8/2/2022 4:39 PM View: Appendix I Mann-Whitney
Plant McIntosh Client: Southern Company Data: McIntosh LF4 CCR

	GWC-20	GWC-20
12/9/2015	<0.002	
12/14/2015	<0.002	
12/29/2015	<0.002	
1/14/2016	<0.002	
1/25/2016	<0.002	
6/16/2016	0.00032 (J)	
1/13/2017	<0.002	
7/25/2017	<0.002	
1/12/2018	<0.002	
7/11/2018	<0.002	
1/29/2019		<0.002
3/27/2019		<0.002
9/11/2019		0.0012 (J)
4/1/2020		<0.002
9/15/2020		<0.002
3/16/2021		<0.002
8/19/2021		<0.002

Mann-Whitney (Wilcoxon Rank Sum)

Constituent: Copper (mg/L) Analysis Run 8/2/2022 4:39 PM View: Appendix I Mann-Whitney
Plant McIntosh Client: Southern Company Data: McIntosh LF4 CCR

	GWC-21	GWC-21
12/9/2015	<0.002	
12/14/2015	<0.002	
12/29/2015	0.00082 (J)	
1/14/2016	0.0064 (o)	
1/25/2016	<0.002	
6/16/2016	0.00042 (J)	
1/12/2017	<0.002	
7/25/2017	<0.002	
1/11/2018	<0.002	
7/11/2018	<0.002	
1/30/2019		<0.002
3/27/2019		<0.002
9/11/2019		0.00066 (J)
4/1/2020		<0.002
9/15/2020		<0.002
3/17/2021		<0.002
8/19/2021		<0.002

Mann-Whitney (Wilcoxon Rank Sum)

Constituent: Copper (mg/L) Analysis Run 8/2/2022 4:39 PM View: Appendix I Mann-Whitney
Plant McIntosh Client: Southern Company Data: McIntosh LF4 CCR

	GWC-23	GWC-23
6/16/2016	0.0011 (J)	
1/17/2017	<0.002	
7/25/2017	<0.002	
1/12/2018	<0.002	
7/12/2018	<0.002	
1/30/2019		<0.002
3/27/2019		<0.002
9/11/2019		0.00092 (J)
4/1/2020		<0.002
9/15/2020		<0.002
3/17/2021		<0.002
8/19/2021		0.0013 (J)

Mann-Whitney (Wilcoxon Rank Sum)

Constituent: Copper (mg/L) Analysis Run 8/2/2022 4:39 PM View: Appendix I Mann-Whitney
Plant McIntosh Client: Southern Company Data: McIntosh LF4 CCR

	GWA-4A	GWA-4A
8/25/2004	0.0023	
9/11/2004	<0.0025	
9/26/2004	<0.0025	
10/13/2004	<0.0025	
7/11/2005	<0.0025	
12/7/2005	<0.0025	
6/22/2006	<0.0025	
11/28/2006	<0.0025	
7/6/2007	<0.0025	
12/13/2007	<0.0025	
6/20/2008	<0.0025	
12/7/2008	<0.0025	
7/9/2009	<0.0025	
12/30/2009	<0.0025	
6/22/2010	<0.0025	
1/4/2011	<0.0025	
7/10/2011	<0.0025	
1/21/2012	<0.0025	
7/11/2012	<0.0025	
1/20/2013	<0.0025	
7/19/2013	<0.0025	
1/16/2014	<0.0025	
7/10/2014	<0.0025	
1/16/2015	<0.0025	
6/20/2015	<0.0025	
1/14/2016	<0.0025	
6/14/2016	<0.0025	
1/10/2017	<0.0025	
7/18/2017	<0.0025	
1/10/2018	<0.0025	
7/11/2018	<0.0025	
1/29/2019		<0.0025
3/26/2019		0.0021
9/10/2019		0.0016 (J)
3/31/2020		0.0051
9/16/2020		0.00079 (J)
3/17/2021		0.0012 (J)
8/19/2021		0.00087 (J)

Mann-Whitney (Wilcoxon Rank Sum)

Constituent: Copper (mg/L) Analysis Run 8/2/2022 4:39 PM View: Appendix I Mann-Whitney
Plant McIntosh Client: Southern Company Data: McIntosh LF4 CCR

	GWA-5	GWA-5
8/25/2004	<0.002	
9/11/2004	<0.002	
9/26/2004	<0.002	
10/13/2004	<0.002	
7/11/2005	<0.002	
12/7/2005	<0.002	
6/22/2006	<0.002	
11/28/2006	<0.002	
7/6/2007	<0.002	
12/13/2007	<0.002	
6/20/2008	<0.002	
12/7/2008	<0.002	
7/9/2009	<0.002	
12/29/2009	<0.002	
6/22/2010	<0.002	
1/4/2011	<0.002	
7/9/2011	<0.002	
1/21/2012	<0.002	
7/11/2012	<0.002	
1/19/2013	<0.002	
7/18/2013	<0.002	
1/15/2014	<0.002	
7/10/2014	<0.002	
1/15/2015	<0.002	
6/19/2015	<0.002	
1/14/2016	0.00084 (J)	
6/14/2016	0.0021 (J)	
1/11/2017	<0.002	
7/18/2017	<0.002	
1/10/2018	<0.002	
7/11/2018	<0.002	
1/29/2019		<0.002
3/26/2019		<0.002
9/10/2019		<0.002
3/31/2020		<0.002
9/15/2020		<0.002
3/17/2021		<0.002
8/19/2021		<0.002

Mann-Whitney (Wilcoxon Rank Sum)

Constituent: Copper (mg/L) Analysis Run 8/2/2022 4:39 PM View: Appendix I Mann-Whitney
Plant McIntosh Client: Southern Company Data: McIntosh LF4 CCR

	GWC-9	GWC-9
8/25/2004	<0.002	
9/11/2004	<0.002	
9/26/2004	0.0021	
10/13/2004	<0.002	
7/11/2005	<0.002	
12/7/2005	<0.002	
6/22/2006	<0.002	
11/28/2006	<0.002	
7/6/2007	<0.002	
12/13/2007	<0.002	
6/20/2008	<0.002	
12/7/2008	<0.002	
7/9/2009	<0.002	
12/29/2009	<0.002	
6/22/2010	<0.002	
1/5/2011	<0.002	
7/9/2011	<0.002	
1/21/2012	<0.002	
7/11/2012	<0.002	
1/19/2013	<0.002	
7/18/2013	<0.002	
1/15/2014	<0.002	
7/10/2014	<0.002	
1/16/2015	<0.002	
6/20/2015	<0.002	
1/14/2016	<0.002	
6/15/2016	<0.002	
1/13/2017	<0.002	
7/24/2017	<0.002	
1/12/2018	<0.002	
7/12/2018	<0.002	
1/30/2019		0.002 (J)
3/27/2019		<0.002
9/11/2019		0.00092 (J)
4/1/2020		<0.002
9/16/2020		<0.002
3/17/2021		<0.002
8/19/2021		<0.002

Mann-Whitney (Wilcoxon Rank Sum)

Constituent: Lead (mg/L) Analysis Run 8/2/2022 4:39 PM View: Appendix I Mann-Whitney
Plant McIntosh Client: Southern Company Data: McIntosh LF4 CCR

	GWA-13	GWA-13
12/7/2015	<0.001	
12/15/2015	<0.001	
12/29/2015	<0.001	
1/13/2016	<0.001	
1/25/2016	<0.001	
4/20/2016	<0.001	
6/14/2016	<0.001	
8/9/2016	<0.001	
9/27/2016	<0.001	
11/15/2016	<0.001	
1/12/2017	<0.001	
2/28/2017	<0.001	
4/20/2017	<0.001	
7/18/2017	<0.001	
1/10/2018	<0.001	
7/11/2018	<0.001	
1/29/2019		<0.001
3/26/2019		<0.001
9/10/2019		0.00058 (J)
3/31/2020		<0.001
9/15/2020		<0.001
3/16/2021		<0.001
8/18/2021		<0.001

Mann-Whitney (Wilcoxon Rank Sum)

Constituent: Lead (mg/L) Analysis Run 8/2/2022 4:39 PM View: Appendix I Mann-Whitney
Plant McIntosh Client: Southern Company Data: McIntosh LF4 CCR

	GWA-14	GWA-14
12/7/2015	<0.001	
12/15/2015	<0.001	
12/29/2015	<0.001	
1/13/2016	<0.001	
1/25/2016	<0.001	
4/20/2016	<0.001	
6/14/2016	<0.001	
8/9/2016	<0.001	
9/27/2016	<0.001	
11/15/2016	<0.001	
1/11/2017	<0.001	
2/28/2017	<0.001	
4/20/2017	<0.001	
7/19/2017	<0.001	
1/11/2018	<0.001	
7/11/2018	<0.001	
1/29/2019		<0.001
3/26/2019		<0.001
9/10/2019		0.00013 (J)
4/1/2020		<0.001
9/15/2020		<0.001
3/16/2021		<0.001
8/17/2021		0.00021 (J)

Mann-Whitney (Wilcoxon Rank Sum)

Constituent: Lead (mg/L) Analysis Run 8/2/2022 4:39 PM View: Appendix I Mann-Whitney
Plant McIntosh Client: Southern Company Data: McIntosh LF4 CCR

	GWA-16	GWA-16
12/7/2015	<0.001	
12/14/2015	<0.001	
12/28/2015	<0.001	
1/13/2016	<0.001	
1/25/2016	<0.001	
4/20/2016	<0.001	
6/15/2016	<0.001	
8/9/2016	<0.001	
9/27/2016	<0.001	
11/15/2016	<0.001	
1/11/2017	<0.001	
3/1/2017	<0.001	
4/20/2017	<0.001	
7/19/2017	<0.001	
1/11/2018	<0.001	
7/11/2018	<0.001	
1/29/2019		<0.001
3/26/2019		<0.001
9/10/2019		0.00013 (J)
4/1/2020		<0.001
9/15/2020		0.00024 (J)
3/16/2021		<0.001
8/17/2021		<0.001

Mann-Whitney (Wilcoxon Rank Sum)

Constituent: Lead (mg/L) Analysis Run 8/2/2022 4:39 PM View: Appendix I Mann-Whitney

Plant McIntosh Client: Southern Company Data: McIntosh LF4 CCR

	GWA-2	GWA-2
8/25/2004	<0.001	
9/11/2004	<0.001	
9/26/2004	<0.001	
10/13/2004	<0.001	
7/11/2005	<0.001	
12/7/2005	<0.001	
6/22/2006	<0.001	
11/28/2006	<0.001	
7/6/2007	<0.001	
12/13/2007	<0.001	
6/20/2008	<0.001	
12/7/2008	<0.001	
7/9/2009	<0.001	
12/28/2009	<0.001	
6/22/2010	<0.001	
1/4/2011	<0.001	
7/9/2011	<0.001	
1/21/2012	<0.001	
7/11/2012	<0.001	
1/20/2013	<0.001	
7/19/2013	<0.001	
1/15/2014	<0.001	
7/11/2014	<0.001	
1/16/2015	<0.001	
6/20/2015	<0.001	
1/16/2016	<0.001	
4/19/2016	<0.001	
6/14/2016	<0.001	
8/9/2016	<0.001	
9/26/2016	<0.001	
11/15/2016	<0.001	
1/10/2017	<0.001	
2/28/2017	<0.001	
4/19/2017	<0.001	
7/17/2017	<0.001	
1/10/2018	<0.001	
7/11/2018	<0.001	
1/29/2019		<0.001
3/27/2019		<0.001
9/11/2019		<0.001
4/1/2020		<0.001
9/15/2020		<0.001
3/16/2021		<0.001
8/17/2021		0.00081 (J)

Mann-Whitney (Wilcoxon Rank Sum)

Constituent: Lead (mg/L) Analysis Run 8/2/2022 4:39 PM View: Appendix I Mann-Whitney

Plant McIntosh Client: Southern Company Data: McIntosh LF4 CCR

	GWC-11	GWC-11
8/25/2004	<0.001	
9/11/2004	<0.001	
9/26/2004	<0.001	
10/13/2004	<0.001	
7/11/2005	<0.001	
12/7/2005	<0.001	
6/22/2006	<0.001	
11/28/2006	<0.001	
7/6/2007	<0.001	
12/13/2007	<0.001	
6/20/2008	<0.001	
12/7/2008	<0.001	
7/10/2009	<0.001	
12/29/2009	<0.001	
6/22/2010	<0.001	
1/5/2011	<0.001	
7/9/2011	<0.001	
1/21/2012	<0.001	
7/11/2012	<0.001	
1/19/2013	<0.001	
7/19/2013	<0.001	
1/15/2014	<0.001	
7/11/2014	<0.001	
1/16/2015	<0.001	
6/20/2015	<0.001	
1/14/2016	<0.001	
4/20/2016	<0.001	
6/15/2016	0.0002 (J)	
8/10/2016	<0.001	
9/27/2016	<0.001	
11/15/2016	<0.001	
1/12/2017	<0.001	
3/1/2017	<0.001	
4/24/2017	0.00037 (J)	
7/24/2017	<0.001	
1/11/2018	<0.001	
7/12/2018	<0.001	
1/30/2019		<0.001
3/27/2019		<0.001
9/11/2019		<0.001
4/2/2020		0.00025 (J)
9/15/2020		<0.001
3/17/2021		0.00031 (J)
8/18/2021		<0.001

Mann-Whitney (Wilcoxon Rank Sum)

Constituent: Lead (mg/L) Analysis Run 8/2/2022 4:39 PM View: Appendix I Mann-Whitney
Plant McIntosh Client: Southern Company Data: McIntosh LF4 CCR

	GWC-18	GWC-18
12/8/2015	<0.001	
12/14/2015	<0.001	
12/28/2015	<0.001	
1/14/2016	<0.001	
1/26/2016	<0.001	
4/19/2016	<0.001	
6/16/2016	0.00015 (J)	
8/11/2016	<0.001	
9/28/2016	<0.001	
11/16/2016	<0.001	
1/11/2017	<0.001	
3/1/2017	<0.001	
4/25/2017	<0.001	
7/25/2017	<0.001	
1/12/2018	<0.001	
7/11/2018	<0.001	
1/30/2019		0.00067 (J)
3/27/2019		<0.001
9/11/2019		0.00017 (J)
4/1/2020		<0.001
9/15/2020		<0.001
3/17/2021		0.00015 (J)
8/19/2021		0.00037 (J)

Mann-Whitney (Wilcoxon Rank Sum)

Constituent: Lead (mg/L) Analysis Run 8/2/2022 4:39 PM View: Appendix I Mann-Whitney
Plant McIntosh Client: Southern Company Data: McIntosh LF4 CCR

	GWC-20	GWC-20
12/9/2015	<0.001	
12/14/2015	<0.001	
12/29/2015	<0.001	
1/14/2016	<0.001	
1/25/2016	<0.001	
4/21/2016	<0.001	
6/16/2016	<0.001	
8/10/2016	<0.001	
9/27/2016	<0.001	
11/15/2016	<0.001	
1/13/2017	<0.001	
3/1/2017	<0.001	
4/25/2017	<0.001	
7/25/2017	<0.001	
1/12/2018	<0.001	
7/11/2018	<0.001	
1/29/2019		<0.001
3/27/2019		<0.001
9/11/2019		0.00024 (J)
4/1/2020		<0.001
9/15/2020		<0.001
3/16/2021		<0.001
8/19/2021		<0.001

Mann-Whitney (Wilcoxon Rank Sum)

Constituent: Lead (mg/L) Analysis Run 8/2/2022 4:39 PM View: Appendix I Mann-Whitney
Plant McIntosh Client: Southern Company Data: McIntosh LF4 CCR

	GWC-21	GWC-21
12/9/2015	<0.001	
12/14/2015	<0.001	
12/29/2015	<0.001	
1/14/2016	<0.001	
1/25/2016	<0.001	
4/21/2016	<0.001	
6/16/2016	<0.001	
8/10/2016	<0.001	
9/27/2016	0.00079 (J)	
11/15/2016	<0.001	
1/12/2017	<0.001	
3/1/2017	<0.001	
4/24/2017	<0.001	
7/25/2017	<0.001	
1/11/2018	<0.001	
7/11/2018	<0.001	
1/30/2019		<0.001
3/27/2019		<0.001
9/11/2019		0.00021 (J)
4/1/2020		<0.001
9/15/2020		<0.001
3/17/2021		<0.001
8/19/2021		<0.001

Mann-Whitney (Wilcoxon Rank Sum)

Constituent: Lead (mg/L) Analysis Run 8/2/2022 4:39 PM View: Appendix I Mann-Whitney
Plant McIntosh Client: Southern Company Data: McIntosh LF4 CCR

	GWC-23	GWC-23
6/16/2016	<0.001	
8/10/2016	<0.001	
9/28/2016	<0.001	
11/16/2016	<0.001	
1/17/2017	<0.001	
3/2/2017	<0.001	
4/25/2017	<0.001	
7/13/2017	<0.001	
7/25/2017	<0.001	
1/12/2018	<0.001	
7/12/2018	<0.001	
1/30/2019		0.00013 (J)
3/27/2019		<0.001
9/11/2019		0.00018 (J)
4/1/2020		<0.001
9/15/2020		<0.001
3/17/2021		<0.001
8/19/2021		<0.001

Mann-Whitney (Wilcoxon Rank Sum)

Constituent: Lead (mg/L) Analysis Run 8/2/2022 4:39 PM View: Appendix I Mann-Whitney

Plant McIntosh Client: Southern Company Data: McIntosh LF4 CCR

	GWA-4A	GWA-4A
8/25/2004	<0.001	
9/11/2004	<0.001	
9/26/2004	<0.001	
10/13/2004	<0.001	
7/11/2005	<0.001	
12/7/2005	<0.001	
6/22/2006	<0.001	
11/28/2006	<0.001	
7/6/2007	<0.001	
12/13/2007	<0.001	
6/20/2008	<0.001	
12/7/2008	<0.001	
7/9/2009	<0.001	
12/30/2009	<0.001	
6/22/2010	<0.001	
1/4/2011	<0.001	
7/10/2011	<0.001	
1/21/2012	<0.001	
7/11/2012	<0.001	
1/20/2013	<0.001	
7/19/2013	<0.001	
1/16/2014	<0.001	
7/10/2014	<0.001	
1/16/2015	<0.001	
6/20/2015	<0.001	
1/14/2016	<0.001	
4/20/2016	<0.001	
6/14/2016	<0.001	
8/11/2016	<0.001	
9/27/2016	<0.001	
11/14/2016	<0.001	
1/10/2017	<0.001	
2/28/2017	<0.001	
4/20/2017	<0.001	
7/18/2017	<0.001	
1/10/2018	<0.001	
7/11/2018	<0.001	
1/29/2019		<0.001
3/26/2019		<0.001
9/10/2019		0.00051 (J)
3/31/2020		0.00024 (J)
9/16/2020		<0.001
3/17/2021		<0.001
8/19/2021		<0.001

Mann-Whitney (Wilcoxon Rank Sum)

Constituent: Lead (mg/L) Analysis Run 8/2/2022 4:39 PM View: Appendix I Mann-Whitney

Plant McIntosh Client: Southern Company Data: McIntosh LF4 CCR

	GWA-5	GWA-5
8/25/2004	<0.001	
9/11/2004	<0.001	
9/26/2004	<0.001	
10/13/2004	<0.001	
7/11/2005	<0.001	
12/7/2005	<0.001	
6/22/2006	<0.001	
11/28/2006	<0.001	
7/6/2007	<0.001	
12/13/2007	<0.001	
6/20/2008	<0.001	
12/7/2008	<0.001	
7/9/2009	<0.001	
12/29/2009	<0.001	
6/22/2010	<0.001	
1/4/2011	<0.001	
7/9/2011	<0.001	
1/21/2012	<0.001	
7/11/2012	<0.001	
1/19/2013	<0.001	
7/18/2013	<0.001	
1/15/2014	<0.001	
7/10/2014	<0.001	
1/15/2015	<0.001	
6/19/2015	<0.001	
1/14/2016	<0.001	
4/20/2016	<0.001	
6/14/2016	0.00019 (J)	
8/9/2016	<0.001	
9/27/2016	<0.001	
11/15/2016	<0.001	
1/11/2017	<0.001	
1/19/2017	0.001 (J)	
1/24/2017	<0.001	
2/28/2017	<0.001	
4/20/2017	0.00041 (J)	
7/18/2017	<0.001	
1/10/2018	<0.001	
7/11/2018	<0.001	
1/29/2019		<0.001
3/26/2019		<0.001
9/10/2019		0.00074 (J)
3/31/2020		<0.001
9/15/2020		<0.001
3/17/2021		<0.001
8/19/2021		<0.001

Mann-Whitney (Wilcoxon Rank Sum)

Constituent: Nickel (mg/L) Analysis Run 8/2/2022 4:39 PM View: Appendix I Mann-Whitney
Plant McIntosh Client: Southern Company Data: McIntosh LF4 CCR

	GWA-13	GWA-13
12/7/2015	<0.001	
12/15/2015	<0.001	
12/29/2015	<0.001	
1/13/2016	<0.001	
1/25/2016	<0.001	
6/14/2016	<0.001	
1/12/2017	<0.001	
7/18/2017	<0.001	
1/10/2018	<0.001	
7/11/2018	<0.001	
1/29/2019		0.00033 (J)
3/26/2019		<0.001
9/10/2019		0.0004 (J)
3/31/2020		<0.001
9/15/2020		0.00037 (J)
3/16/2021		<0.001
8/18/2021		<0.001

Mann-Whitney (Wilcoxon Rank Sum)

Constituent: Nickel (mg/L) Analysis Run 8/2/2022 4:39 PM View: Appendix I Mann-Whitney
Plant McIntosh Client: Southern Company Data: McIntosh LF4 CCR

	GWA-14	GWA-14
12/7/2015	<0.0025	
12/15/2015	<0.0025	
12/29/2015	<0.0025	
1/13/2016	<0.0025	
1/25/2016	<0.0025	
6/14/2016	0.00052 (J)	
1/11/2017	<0.0025	
7/19/2017	<0.0025	
1/11/2018	<0.0025	
7/11/2018	<0.0025	
1/29/2019		0.0004 (J)
3/26/2019		<0.0025
9/10/2019		0.00056 (J)
4/1/2020		0.00043 (J)
9/15/2020		0.00075 (J)
3/16/2021		0.00045 (J)
8/17/2021		0.00061 (J)

Mann-Whitney (Wilcoxon Rank Sum)

Constituent: Nickel (mg/L) Analysis Run 8/2/2022 4:39 PM View: Appendix I Mann-Whitney
Plant McIntosh Client: Southern Company Data: McIntosh LF4 CCR

	GWA-16	GWA-16
12/7/2015	<0.001	
12/14/2015	<0.001	
12/28/2015	<0.001	
1/13/2016	<0.001	
1/25/2016	<0.001	
6/15/2016	<0.001	
1/11/2017	<0.001	
7/19/2017	<0.001	
1/11/2018	<0.001	
7/11/2018	<0.001	
1/29/2019		0.0004 (J)
3/26/2019		<0.001
9/10/2019		0.00036 (J)
4/1/2020		<0.001
9/15/2020		0.00045 (J)
3/16/2021		0.00043 (J)
8/17/2021		0.00052 (J)

Mann-Whitney (Wilcoxon Rank Sum)

Constituent: Nickel (mg/L) Analysis Run 8/2/2022 4:39 PM View: Appendix I Mann-Whitney

Plant McIntosh Client: Southern Company Data: McIntosh LF4 CCR

	GWA-2	GWA-2
8/25/2004	<0.0025	
9/11/2004	<0.0025	
9/26/2004	<0.0025	
10/13/2004	<0.0025	
7/11/2005	<0.0025	
12/7/2005	<0.0025	
6/22/2006	<0.0025	
11/28/2006	<0.0025	
7/6/2007	<0.0025	
12/13/2007	<0.0025	
6/20/2008	<0.0025	
12/7/2008	<0.0025	
7/9/2009	0.0043	
12/28/2009	<0.0025	
6/22/2010	<0.0025	
1/4/2011	<0.0025	
7/9/2011	<0.0025	
1/21/2012	<0.0025	
7/11/2012	<0.0025	
1/20/2013	<0.0025	
7/19/2013	<0.0025	
1/15/2014	0.0016 (J)	
7/11/2014	<0.0025	
1/16/2015	<0.0025	
6/20/2015	<0.0025	
1/16/2016	<0.0025	
6/14/2016	0.0006 (J)	
1/10/2017	<0.0025	
7/17/2017	<0.0025	
1/10/2018	0.0026	
7/11/2018	<0.0025	
1/29/2019		0.00063 (J)
3/27/2019		<0.0025
9/11/2019		0.00091 (J)
4/1/2020		0.00077 (J)
9/15/2020		0.00094 (J)
3/16/2021		0.00072 (J)
8/17/2021		0.00097 (J)

Mann-Whitney (Wilcoxon Rank Sum)

Constituent: Nickel (mg/L) Analysis Run 8/2/2022 4:39 PM View: Appendix I Mann-Whitney

Plant McIntosh Client: Southern Company Data: McIntosh LF4 CCR

	GWA-3	GWA-3
8/25/2004	<0.001	
9/11/2004	0.03 (O)	
9/26/2004	<0.001	
10/13/2004	<0.001	
7/11/2005	<0.001	
12/7/2005	<0.001	
6/22/2006	<0.001	
11/28/2006	<0.001	
7/6/2007	<0.001	
12/13/2007	<0.001	
6/20/2008	<0.001	
12/7/2008	<0.001	
7/9/2009	<0.001	
12/28/2009	<0.001	
6/22/2010	<0.001	
1/5/2011	0.025 (O)	
7/9/2011	<0.001	
1/20/2012	<0.001	
7/11/2012	<0.001	
1/19/2013	<0.001	
7/18/2013	<0.001	
1/15/2014	<0.001	
7/11/2014	<0.001	
1/15/2015	<0.001	
6/19/2015	<0.001	
1/16/2016	<0.001	
6/14/2016	<0.001	
1/10/2017	<0.001	
7/18/2017	<0.001	
1/10/2018	<0.001	
7/11/2018	<0.001	
1/29/2019		0.00034 (J)
3/27/2019		<0.001
9/11/2019		0.00045 (J)
4/1/2020		<0.001
9/15/2020		0.00038 (J)
3/16/2021		<0.001
8/17/2021		0.00047 (J)

Mann-Whitney (Wilcoxon Rank Sum)

Constituent: Nickel (mg/L) Analysis Run 8/2/2022 4:39 PM View: Appendix I Mann-Whitney

Plant McIntosh Client: Southern Company Data: McIntosh LF4 CCR

	GWC-1	GWC-1
8/25/2004	<0.0025	
9/11/2004	<0.0025	
9/26/2004	<0.0025	
7/11/2005	<0.0025	
12/7/2005	<0.0025	
6/22/2006	<0.0025	
11/28/2006	<0.0025	
7/6/2007	<0.0025	
12/13/2007	<0.0025	
6/20/2008	<0.0025	
12/7/2008	<0.0025	
7/9/2009	<0.0025	
12/28/2009	<0.0025	
6/22/2010	<0.0025	
1/4/2011	<0.0025	
7/9/2011	<0.0025	
1/21/2012	<0.0025	
7/11/2012	<0.0025	
1/20/2013	<0.0025	
7/19/2013	<0.0025	
1/15/2014	0.0013 (J)	
7/11/2014	0.0013 (J)	
1/16/2015	<0.0025	
6/20/2015	0.0016 (J)	
1/16/2016	<0.0025	
6/15/2016	0.00088 (J)	
1/12/2017	<0.0025	
7/19/2017	<0.0025	
1/11/2018	<0.0025	
7/12/2018	<0.0025	
1/30/2019		<0.0025
3/27/2019		<0.0025
9/11/2019		0.0013
4/1/2020		0.00099 (J)
9/15/2020		0.0012
3/16/2021		0.0012
8/18/2021		0.0014

Mann-Whitney (Wilcoxon Rank Sum)

Constituent: Nickel (mg/L) Analysis Run 8/2/2022 4:39 PM View: Appendix I Mann-Whitney

Plant McIntosh Client: Southern Company Data: McIntosh LF4 CCR

	GWC-10	GWC-10
8/25/2004	<0.001	
9/11/2004	<0.001	
9/26/2004	<0.001	
10/13/2004	<0.001	
7/11/2005	<0.001	
12/7/2005	<0.001	
6/22/2006	<0.001	
11/28/2006	<0.001	
7/6/2007	<0.001	
12/13/2007	<0.001	
6/20/2008	<0.001	
12/7/2008	<0.001	
7/10/2009	<0.001	
12/29/2009	<0.001	
6/22/2010	<0.001	
1/4/2011	<0.001	
7/10/2011	<0.001	
1/21/2012	<0.001	
7/11/2012	<0.001	
1/20/2013	<0.001	
7/19/2013	<0.001	
1/16/2014	<0.001	
7/10/2014	<0.001	
1/16/2015	<0.001	
6/20/2015	0.0013 (J)	
1/16/2016	<0.001	
6/16/2016	<0.001	
1/12/2017	<0.001	
7/24/2017	<0.001	
1/11/2018	<0.001	
7/12/2018	<0.001	
1/30/2019		<0.001
3/27/2019		<0.001
9/11/2019		<0.001
4/1/2020		<0.001
9/15/2020		0.0013
3/16/2021		0.00043 (J)
8/18/2021		<0.001

Mann-Whitney (Wilcoxon Rank Sum)

Constituent: Nickel (mg/L) Analysis Run 8/2/2022 4:39 PM View: Appendix I Mann-Whitney

Plant McIntosh Client: Southern Company Data: McIntosh LF4 CCR

	GWC-11	GWC-11
8/25/2004	<0.0025	
9/11/2004	<0.0025	
9/26/2004	<0.0025	
10/13/2004	<0.0025	
7/11/2005	<0.0025	
12/7/2005	<0.0025	
6/22/2006	<0.0025	
11/28/2006	<0.0025	
7/6/2007	<0.0025	
12/13/2007	<0.0025	
6/20/2008	<0.0025	
12/7/2008	<0.0025	
7/10/2009	<0.0025	
12/29/2009	<0.0025	
6/22/2010	<0.0025	
1/5/2011	<0.0025	
7/9/2011	<0.0025	
1/21/2012	<0.0025	
7/11/2012	0.0049	
1/19/2013	<0.0025	
7/19/2013	<0.0025	
1/15/2014	<0.0025	
7/11/2014	0.0029	
1/16/2015	0.0014 (J)	
6/20/2015	<0.0025	
1/14/2016	<0.0025	
6/15/2016	0.00085 (J)	
1/12/2017	<0.0025	
7/24/2017	<0.0025	
1/11/2018	<0.0025	
7/12/2018	<0.0025	
1/30/2019		<0.0025
3/27/2019		<0.0025
9/11/2019		0.00042 (J)
4/2/2020		0.0009 (J)
9/15/2020		0.00063 (J)
3/17/2021		0.00077 (J)
8/18/2021		0.00034 (J)

Mann-Whitney (Wilcoxon Rank Sum)

Constituent: Nickel (mg/L) Analysis Run 8/2/2022 4:39 PM View: Appendix I Mann-Whitney

Plant McIntosh Client: Southern Company Data: McIntosh LF4 CCR

	GWC-12	GWC-12
8/25/2004	<0.0025	
9/11/2004	<0.0025	
9/26/2004	<0.0025	
10/13/2004	<0.0025	
7/11/2005	<0.0025	
12/7/2005	<0.0025	
6/22/2006	<0.0025	
11/28/2006	<0.0025	
7/6/2007	<0.0025	
12/13/2007	<0.0025	
6/20/2008	<0.0025	
12/7/2008	<0.0025	
7/10/2009	<0.0025	
12/28/2009	<0.0025	
6/22/2010	<0.0025	
1/4/2011	<0.0025	
7/9/2011	<0.0025	
1/20/2012	<0.0025	
7/11/2012	0.0057	
1/19/2013	<0.0025	
7/18/2013	<0.0025	
1/15/2014	0.0043	
7/11/2014	0.0026	
1/15/2015	<0.0025	
6/19/2015	<0.0025	
1/16/2016	<0.0025	
6/15/2016	0.00068 (J)	
1/12/2017	<0.0025	
7/20/2017	<0.0025	
1/11/2018	<0.0025	
7/12/2018	<0.0025	
1/30/2019		<0.0025
3/27/2019		<0.0025
9/11/2019		0.001
4/1/2020		0.0008 (J)
9/16/2020		0.00088 (J)
3/16/2021		0.00093 (J)
8/18/2021		0.00097 (J)

Mann-Whitney (Wilcoxon Rank Sum)

Constituent: Nickel (mg/L) Analysis Run 8/2/2022 4:39 PM View: Appendix I Mann-Whitney
Plant McIntosh Client: Southern Company Data: McIntosh LF4 CCR

	GWA-15	GWA-15
12/7/2015	<0.001	
12/15/2015	<0.001	
12/28/2015	<0.001	
1/13/2016	<0.001	
1/25/2016	<0.001	
6/15/2016	<0.001	
1/11/2017	<0.001	
7/19/2017	<0.001	
1/11/2018	<0.001	
7/11/2018	<0.001	
1/29/2019		0.00046 (J)
3/26/2019		<0.001
9/11/2019		0.00042 (J)
4/1/2020		<0.001
9/15/2020		0.00047 (J)
3/17/2021		0.00047 (J)
8/19/2021		<0.001

Mann-Whitney (Wilcoxon Rank Sum)

Constituent: Nickel (mg/L) Analysis Run 8/2/2022 4:39 PM View: Appendix I Mann-Whitney
Plant McIntosh Client: Southern Company Data: McIntosh LF4 CCR

	GWC-17	GWC-17
12/8/2015	0.0036	
12/14/2015	0.0035	
12/28/2015	0.0032	
1/13/2016	0.0029	
1/26/2016	0.0027	
6/15/2016	0.0018 (J)	
1/11/2017	0.002 (J)	
7/19/2017	0.002 (J)	
1/11/2018	0.0019 (J)	
7/11/2018	<0.0025	
1/29/2019		0.0016 (J)
3/27/2019		0.0018
9/11/2019		0.0018
4/1/2020		0.0016
9/15/2020		0.0016
3/16/2021		0.0015
8/19/2021		0.0017

Mann-Whitney (Wilcoxon Rank Sum)

Constituent: Nickel (mg/L) Analysis Run 8/2/2022 4:39 PM View: Appendix I Mann-Whitney
Plant McIntosh Client: Southern Company Data: McIntosh LF4 CCR

	GWC-18	GWC-18
12/8/2015	<0.0025	
12/14/2015	0.0019 (J)	
12/28/2015	0.0018 (J)	
1/14/2016	0.0017 (J)	
1/26/2016	0.0019 (J)	
6/16/2016	0.0014 (J)	
1/11/2017	<0.0025	
7/25/2017	<0.0025	
1/12/2018	<0.0025	
7/11/2018	<0.0025	
1/30/2019		<0.0025
3/27/2019		<0.0025
9/11/2019		0.0012
4/1/2020		0.00095
9/15/2020		0.00092 (J)
3/17/2021		0.0011
8/19/2021		0.0011

Mann-Whitney (Wilcoxon Rank Sum)

Constituent: Nickel (mg/L) Analysis Run 8/2/2022 4:39 PM View: Appendix I Mann-Whitney
Plant McIntosh Client: Southern Company Data: McIntosh LF4 CCR

	GWC-19	GWC-19
12/8/2015	0.0022 (J)	
12/15/2015	0.0019 (J)	
12/28/2015	0.0017 (J)	
1/14/2016	0.0029	
1/26/2016	0.0014 (J)	
6/16/2016	0.0013 (J)	
1/16/2017	0.0018 (J)	
7/25/2017	0.002 (J)	
1/12/2018	0.002 (J)	
7/11/2018	0.0018 (J)	
1/29/2019		0.0017 (J)
3/27/2019		<0.0025
9/11/2019		0.0018
4/1/2020		0.0014
9/16/2020		0.0012
3/16/2021		0.0012
8/19/2021		0.0012

Mann-Whitney (Wilcoxon Rank Sum)

Constituent: Nickel (mg/L) Analysis Run 8/2/2022 4:39 PM View: Appendix I Mann-Whitney
Plant McIntosh Client: Southern Company Data: McIntosh LF4 CCR

	GWC-20	GWC-20
12/9/2015	0.0042	
12/14/2015	0.0067	
12/29/2015	0.0067	
1/14/2016	0.0039	
1/25/2016	0.0049	
6/16/2016	0.003 (J)	
1/13/2017	<0.0025	
7/25/2017	<0.0025	
1/12/2018	<0.0025	
7/11/2018	<0.0025	
1/29/2019		0.00093 (J)
3/27/2019		<0.0025
9/11/2019		0.0014
4/1/2020		0.001
9/15/2020		0.0011
3/16/2021		0.00093 (J)
8/19/2021		0.00092 (J)

Mann-Whitney (Wilcoxon Rank Sum)

Constituent: Nickel (mg/L) Analysis Run 8/2/2022 4:39 PM View: Appendix I Mann-Whitney
Plant McIntosh Client: Southern Company Data: McIntosh LF4 CCR

	GWC-21	GWC-21
12/9/2015	<0.0025	
12/14/2015	<0.0025	
12/29/2015	<0.0025	
1/14/2016	<0.0025	
1/25/2016	<0.0025	
6/16/2016	0.0012 (J)	
1/12/2017	<0.0025	
7/25/2017	<0.0025	
1/11/2018	<0.0025	
7/11/2018	<0.0025	
1/30/2019		<0.0025
3/27/2019		<0.0025
9/11/2019		0.00097 (J)
4/1/2020		0.00067 (J)
9/15/2020		0.0007 (J)
3/17/2021		0.00068 (J)
8/19/2021		0.00067 (J)

Mann-Whitney (Wilcoxon Rank Sum)

Constituent: Nickel (mg/L) Analysis Run 8/2/2022 4:39 PM View: Appendix I Mann-Whitney
Plant McIntosh Client: Southern Company Data: McIntosh LF4 CCR

	GWC-23	GWC-23
6/16/2016	0.0009 (J)	
1/17/2017	<0.0025	
7/25/2017	0.002 (J)	
1/12/2018	0.0023 (J)	
7/12/2018	0.0026	
1/30/2019		<0.0025
3/27/2019		0.0018
9/11/2019		0.0023
4/1/2020		0.0013
9/15/2020		0.0013
3/17/2021		0.0014
8/19/2021		0.0013

Mann-Whitney (Wilcoxon Rank Sum)

Constituent: Nickel (mg/L) Analysis Run 8/2/2022 4:39 PM View: Appendix I Mann-Whitney
Plant McIntosh Client: Southern Company Data: McIntosh LF4 CCR

	GWA-4A	GWA-4A
8/25/2004	<0.0025	
9/11/2004	<0.0025	
9/26/2004	<0.0025	
10/13/2004	<0.0025	
7/11/2005	<0.0025	
12/7/2005	<0.0025	
6/22/2006	<0.0025	
11/28/2006	<0.0025	
7/6/2007	<0.0025	
12/13/2007	<0.0025	
6/20/2008	<0.0025	
12/7/2008	<0.0025	
7/9/2009	<0.0025	
12/30/2009	0.0048	
6/22/2010	<0.0025	
1/4/2011	<0.0025	
7/10/2011	<0.0025	
1/21/2012	0.0026	
7/11/2012	0.0072	
1/20/2013	0.0025	
7/19/2013	<0.0025	
1/16/2014	0.0031	
7/10/2014	<0.0025	
1/16/2015	0.0024 (J)	
6/20/2015	<0.0025	
1/14/2016	<0.0025	
6/14/2016	0.0013 (J)	
1/10/2017	<0.0025	
7/18/2017	<0.0025	
1/10/2018	<0.0025	
7/11/2018	0.003	
1/29/2019		0.0021 (J)
3/26/2019		0.0021
9/10/2019		0.002
3/31/2020		0.0028
9/16/2020		0.00096 (J)
3/17/2021		0.00083 (J)
8/19/2021		0.00065 (J)

Mann-Whitney (Wilcoxon Rank Sum)

Constituent: Nickel (mg/L) Analysis Run 8/2/2022 4:39 PM View: Appendix I Mann-Whitney

Plant McIntosh Client: Southern Company Data: McIntosh LF4 CCR

	GWA-5	GWA-5
8/25/2004	<0.001	
9/11/2004	<0.001	
9/26/2004	<0.001	
10/13/2004	<0.001	
7/11/2005	<0.001	
12/7/2005	<0.001	
6/22/2006	<0.001	
11/28/2006	<0.001	
7/6/2007	<0.001	
12/13/2007	<0.001	
6/20/2008	<0.001	
12/7/2008	<0.001	
7/9/2009	<0.001	
12/29/2009	<0.001	
6/22/2010	<0.001	
1/4/2011	<0.001	
7/9/2011	<0.001	
1/21/2012	<0.001	
7/11/2012	0.0031	
1/19/2013	<0.001	
7/18/2013	<0.001	
1/15/2014	<0.001	
7/10/2014	<0.001	
1/15/2015	<0.001	
6/19/2015	<0.001	
1/14/2016	<0.001	
6/14/2016	0.00054 (J)	
1/11/2017	<0.001	
7/18/2017	<0.001	
1/10/2018	<0.001	
7/11/2018	<0.001	
1/29/2019		<0.001
3/26/2019		<0.001
9/10/2019		0.00043 (J)
3/31/2020		<0.001
9/15/2020		0.00056 (J)
3/17/2021		0.00041 (J)
8/19/2021		0.00043 (J)

Mann-Whitney (Wilcoxon Rank Sum)

Constituent: Nickel (mg/L) Analysis Run 8/2/2022 4:39 PM View: Appendix I Mann-Whitney

Plant McIntosh Client: Southern Company Data: McIntosh LF4 CCR

	GWC-9	GWC-9
8/25/2004	<0.001	
9/11/2004	<0.001	
9/26/2004	<0.001	
10/13/2004	<0.001	
7/11/2005	<0.001	
12/7/2005	<0.001	
6/22/2006	<0.001	
11/28/2006	<0.001	
7/6/2007	<0.001	
12/13/2007	<0.001	
6/20/2008	0.003	
12/7/2008	<0.001	
7/9/2009	<0.001	
12/29/2009	<0.001	
6/22/2010	<0.001	
1/5/2011	<0.001	
7/9/2011	<0.001	
1/21/2012	<0.001	
7/11/2012	0.0033	
1/19/2013	0.0026	
7/18/2013	<0.001	
1/15/2014	<0.001	
7/10/2014	<0.001	
1/16/2015	<0.001	
6/20/2015	<0.001	
1/14/2016	<0.001	
6/15/2016	<0.001	
1/13/2017	<0.001	
7/24/2017	<0.001	
1/12/2018	<0.001	
7/12/2018	<0.001	
1/30/2019		<0.001
3/27/2019		<0.001
9/11/2019		0.00065 (J)
4/1/2020		<0.001
9/16/2020		0.00075 (J)
3/17/2021		0.0006 (J)
8/19/2021		0.00038 (J)

Mann-Whitney (Wilcoxon Rank Sum)

Constituent: Selenium (mg/L) Analysis Run 8/2/2022 4:39 PM View: Appendix I Mann-Whitney
Plant McIntosh Client: Southern Company Data: McIntosh LF4 CCR

	GWA-13	GWA-13
12/7/2015	<0.005	
12/15/2015	<0.005	
12/29/2015	<0.005	
1/13/2016	<0.005	
1/25/2016	<0.005	
4/20/2016	<0.005	
6/14/2016	<0.005	
8/9/2016	<0.005	
9/27/2016	<0.005	
11/15/2016	<0.005	
1/12/2017	<0.005	
2/28/2017	<0.005	
4/20/2017	<0.005	
7/18/2017	<0.005	
1/10/2018	0.00025 (J)	
7/11/2018	<0.005	
1/29/2019		<0.005
3/26/2019		<0.005
9/10/2019		<0.005
3/31/2020		<0.005
9/15/2020		<0.005
3/16/2021		<0.005
8/18/2021		<0.005

Mann-Whitney (Wilcoxon Rank Sum)

Constituent: Selenium (mg/L) Analysis Run 8/2/2022 4:39 PM View: Appendix I Mann-Whitney
Plant McIntosh Client: Southern Company Data: McIntosh LF4 CCR

	GWA-16	GWA-16
12/7/2015	<0.005	
12/14/2015	<0.005	
12/28/2015	<0.005	
1/13/2016	<0.005	
1/25/2016	<0.005	
4/20/2016	<0.005	
6/15/2016	<0.005	
8/9/2016	<0.005	
9/27/2016	<0.005	
11/15/2016	<0.005	
1/11/2017	<0.005	
3/1/2017	<0.005	
4/20/2017	<0.005	
7/19/2017	0.00025 (J)	
1/11/2018	<0.005	
7/11/2018	<0.005	
1/29/2019		<0.005
3/26/2019		<0.005
9/10/2019		<0.005
4/1/2020		<0.005
9/15/2020		<0.005
3/16/2021		<0.005
8/17/2021		<0.005

Mann-Whitney (Wilcoxon Rank Sum)

Constituent: Selenium (mg/L) Analysis Run 8/2/2022 4:39 PM View: Appendix I Mann-Whitney

Plant McIntosh Client: Southern Company Data: McIntosh LF4 CCR

	GWA-2	GWA-2
8/25/2004	<0.005	
9/11/2004	<0.005	
9/26/2004	<0.005	
10/13/2004	<0.005	
7/11/2005	<0.005	
12/7/2005	<0.005	
6/22/2006	<0.005	
11/28/2006	<0.005	
7/6/2007	<0.005	
12/13/2007	<0.005	
6/20/2008	<0.005	
12/7/2008	<0.005	
7/9/2009	<0.005	
12/28/2009	<0.005	
6/22/2010	<0.005	
1/4/2011	<0.005	
7/9/2011	<0.005	
1/21/2012	<0.005	
7/11/2012	<0.005	
1/20/2013	<0.005	
7/19/2013	<0.005	
1/15/2014	<0.005	
7/11/2014	<0.005	
1/16/2015	<0.005	
6/20/2015	<0.005	
1/16/2016	<0.005	
4/19/2016	<0.005	
6/14/2016	<0.005	
8/9/2016	<0.005	
9/26/2016	<0.005	
11/15/2016	<0.005	
1/10/2017	<0.005	
2/28/2017	<0.005	
4/19/2017	0.00065 (J)	
7/17/2017	0.00047 (J)	
1/10/2018	0.00052 (J)	
7/11/2018	<0.005	
1/29/2019		<0.005
3/27/2019		<0.005
9/11/2019		<0.005
4/1/2020		<0.005
9/15/2020		<0.005
3/16/2021		<0.005
8/17/2021		<0.005

Mann-Whitney (Wilcoxon Rank Sum)

Constituent: Selenium (mg/L) Analysis Run 8/2/2022 4:39 PM View: Appendix I Mann-Whitney

Plant McIntosh Client: Southern Company Data: McIntosh LF4 CCR

	GWA-3	GWA-3
8/25/2004	<0.005	
9/11/2004	<0.005	
9/26/2004	<0.005	
10/13/2004	<0.005	
7/11/2005	<0.005	
12/7/2005	<0.005	
6/22/2006	<0.005	
11/28/2006	<0.005	
7/6/2007	<0.005	
12/13/2007	<0.005	
6/20/2008	<0.005	
12/7/2008	<0.005	
7/9/2009	<0.005	
12/28/2009	<0.005	
6/22/2010	<0.005	
1/5/2011	<0.005	
7/9/2011	<0.005	
1/20/2012	<0.005	
7/11/2012	<0.005	
1/19/2013	<0.005	
7/18/2013	<0.005	
1/15/2014	<0.005	
7/11/2014	<0.005	
1/15/2015	<0.005	
6/19/2015	<0.005	
1/16/2016	<0.005	
4/19/2016	<0.005	
6/14/2016	<0.005	
8/9/2016	<0.005	
9/27/2016	0.00045 (J)	
11/14/2016	<0.005	
1/10/2017	<0.005	
2/28/2017	0.0027	
4/19/2017	0.002	
7/18/2017	0.0017	
1/10/2018	0.00079 (J)	
7/11/2018	<0.005	
1/29/2019		<0.005
3/27/2019		<0.005
9/11/2019		<0.005
4/1/2020		<0.005
9/15/2020		<0.005
3/16/2021		<0.005
8/17/2021		<0.005

Mann-Whitney (Wilcoxon Rank Sum)

Constituent: Selenium (mg/L) Analysis Run 8/2/2022 4:39 PM View: Appendix I Mann-Whitney

Plant McIntosh Client: Southern Company Data: McIntosh LF4 CCR

	GWC-1	GWC-1
8/25/2004	<0.005	
9/11/2004	<0.005	
9/26/2004	<0.005	
7/11/2005	<0.005	
12/7/2005	<0.005	
6/22/2006	<0.005	
11/28/2006	<0.005	
7/6/2007	<0.005	
12/13/2007	<0.005	
6/20/2008	<0.005	
12/7/2008	<0.005	
7/9/2009	<0.005	
12/28/2009	<0.005	
6/22/2010	<0.005	
1/4/2011	<0.005	
7/9/2011	<0.005	
1/21/2012	<0.005	
7/11/2012	<0.005	
1/20/2013	<0.005	
7/19/2013	<0.005	
1/15/2014	<0.005	
7/11/2014	<0.005	
1/16/2015	<0.005	
6/20/2015	<0.005	
1/16/2016	<0.005	
4/20/2016	<0.005	
6/15/2016	<0.005	
8/10/2016	<0.005	
9/27/2016	<0.005	
11/15/2016	<0.005	
1/12/2017	0.00035 (J)	
1/23/2017	<0.005	
3/1/2017	<0.005	
4/20/2017	<0.005	
7/19/2017	0.00026 (J)	
1/11/2018	<0.005	
7/12/2018	<0.005	
1/30/2019		<0.005
3/27/2019		<0.005
9/11/2019		<0.005
4/1/2020		<0.005
9/15/2020		<0.005
3/16/2021		<0.005
8/18/2021		<0.005

Mann-Whitney (Wilcoxon Rank Sum)

Constituent: Selenium (mg/L) Analysis Run 8/2/2022 4:39 PM View: Appendix I Mann-Whitney

Plant McIntosh Client: Southern Company Data: McIntosh LF4 CCR

	GWC-10	GWC-10
8/25/2004	<0.005	
9/11/2004	<0.005	
9/26/2004	<0.005	
10/13/2004	<0.005	
7/11/2005	<0.005	
12/7/2005	<0.005	
6/22/2006	<0.005	
11/28/2006	<0.005	
7/6/2007	<0.005	
12/13/2007	<0.005	
6/20/2008	<0.005	
12/7/2008	<0.005	
7/10/2009	<0.005	
12/29/2009	<0.005	
6/22/2010	<0.005	
1/4/2011	<0.005	
7/10/2011	<0.005	
1/21/2012	<0.005	
7/11/2012	<0.005	
1/20/2013	<0.005	
7/19/2013	<0.005	
1/16/2014	<0.005	
7/10/2014	<0.005	
1/16/2015	<0.005	
6/20/2015	<0.005	
1/16/2016	<0.005	
4/21/2016	<0.005	
6/16/2016	<0.005	
8/10/2016	0.00026 (J)	
9/27/2016	0.00024 (J)	
11/15/2016	<0.005	
1/12/2017	<0.005	
3/1/2017	<0.005	
4/24/2017	<0.005	
7/24/2017	<0.005	
1/11/2018	<0.005	
7/12/2018	<0.005	
1/30/2019		<0.005
3/27/2019		<0.005
9/11/2019		<0.005
4/1/2020		<0.005
9/15/2020		<0.005
3/16/2021		<0.005
8/18/2021		<0.005

Mann-Whitney (Wilcoxon Rank Sum)

Constituent: Selenium (mg/L) Analysis Run 8/2/2022 4:39 PM View: Appendix I Mann-Whitney

Plant McIntosh Client: Southern Company Data: McIntosh LF4 CCR

	GWC-11	GWC-11
8/25/2004	<0.005	
9/11/2004	<0.005	
9/26/2004	<0.005	
10/13/2004	<0.005	
7/11/2005	<0.005	
12/7/2005	<0.005	
6/22/2006	<0.005	
11/28/2006	<0.005	
7/6/2007	<0.005	
12/13/2007	<0.005	
6/20/2008	<0.005	
12/7/2008	<0.005	
7/10/2009	<0.005	
12/29/2009	<0.005	
6/22/2010	<0.005	
1/5/2011	<0.005	
7/9/2011	<0.005	
1/21/2012	<0.005	
7/11/2012	<0.005	
1/19/2013	<0.005	
7/19/2013	<0.005	
1/15/2014	<0.005	
7/11/2014	<0.005	
1/16/2015	<0.005	
6/20/2015	<0.005	
1/14/2016	<0.005	
4/20/2016	<0.005	
6/15/2016	0.00052 (J)	
8/10/2016	0.00053 (J)	
9/27/2016	0.00047 (J)	
11/15/2016	<0.005	
1/12/2017	0.00025 (J)	
3/1/2017	<0.005	
4/24/2017	<0.005	
7/24/2017	0.00032 (J)	
1/11/2018	<0.005	
7/12/2018	0.00025 (J)	
1/30/2019		<0.005
3/27/2019		<0.005
9/11/2019		<0.005
4/2/2020		<0.005
9/15/2020		<0.005
3/17/2021		<0.005
8/18/2021		<0.005

Mann-Whitney (Wilcoxon Rank Sum)

Constituent: Selenium (mg/L) Analysis Run 8/2/2022 4:39 PM View: Appendix I Mann-Whitney
Plant McIntosh Client: Southern Company Data: McIntosh LF4 CCR

	GWA-15	GWA-15
12/7/2015	<0.005	
12/15/2015	<0.005	
12/28/2015	<0.005	
1/13/2016	<0.005	
1/25/2016	<0.005	
4/21/2016	<0.005	
6/15/2016	<0.005	
8/9/2016	<0.005	
9/27/2016	<0.005	
11/15/2016	<0.005	
1/11/2017	<0.005	
2/28/2017	<0.005	
4/20/2017	<0.005	
7/19/2017	0.00071 (J)	
1/11/2018	<0.005	
7/11/2018	<0.005	
1/29/2019		<0.005
3/26/2019		<0.005
9/11/2019		<0.005
4/1/2020		<0.005
9/15/2020		<0.005
3/17/2021		<0.005
8/19/2021		<0.005

Mann-Whitney (Wilcoxon Rank Sum)

Constituent: Selenium (mg/L) Analysis Run 8/2/2022 4:39 PM View: Appendix I Mann-Whitney
Plant McIntosh Client: Southern Company Data: McIntosh LF4 CCR

	GWC-18	GWC-18
12/8/2015	<0.005	
12/14/2015	<0.005	
12/28/2015	<0.005	
1/14/2016	<0.005	
1/26/2016	<0.005	
4/19/2016	<0.005	
6/16/2016	<0.005	
8/11/2016	<0.005	
9/28/2016	<0.005	
11/16/2016	<0.005	
1/11/2017	<0.005	
3/1/2017	<0.005	
4/25/2017	<0.005	
7/25/2017	<0.005	
1/12/2018	<0.005	
7/11/2018	0.00044 (J)	
1/30/2019		<0.005
3/27/2019		<0.005
9/11/2019		<0.005
4/1/2020		<0.005
9/15/2020		<0.005
3/17/2021		<0.005
8/19/2021		<0.005

Mann-Whitney (Wilcoxon Rank Sum)

Constituent: Selenium (mg/L) Analysis Run 8/2/2022 4:39 PM View: Appendix I Mann-Whitney

Plant McIntosh Client: Southern Company Data: McIntosh LF4 CCR

	GWC-19	GWC-19
12/8/2015	<0.005	
12/15/2015	<0.005	
12/28/2015	<0.005	
1/14/2016	<0.005	
1/26/2016	<0.005	
4/19/2016	<0.005	
6/16/2016	<0.005	
8/10/2016	<0.005	
9/28/2016	<0.005	
11/15/2016	<0.005	
1/16/2017	<0.005	
3/1/2017	<0.005	
4/25/2017	0.00052 (J)	
7/25/2017	<0.005	
1/12/2018	<0.005	
7/11/2018	<0.005	
1/29/2019		<0.005
3/27/2019		<0.005
9/11/2019		<0.005
4/1/2020		<0.005
9/16/2020		<0.005
3/16/2021		<0.005
8/19/2021		<0.005

Mann-Whitney (Wilcoxon Rank Sum)

Constituent: Selenium (mg/L) Analysis Run 8/2/2022 4:39 PM View: Appendix I Mann-Whitney
Plant McIntosh Client: Southern Company Data: McIntosh LF4 CCR

	GWC-20	GWC-20
12/9/2015	<0.005	
12/14/2015	<0.005	
12/29/2015	<0.005	
1/14/2016	<0.005	
1/25/2016	<0.005	
4/21/2016	<0.005	
6/16/2016	<0.005	
8/10/2016	<0.005	
9/27/2016	<0.005	
11/15/2016	<0.005	
1/13/2017	<0.005	
3/1/2017	<0.005	
4/25/2017	0.0021	
7/25/2017	<0.005	
1/12/2018	<0.005	
7/11/2018	<0.005	
1/29/2019		<0.005
3/27/2019		<0.005
9/11/2019		<0.005
4/1/2020		<0.005
9/15/2020		<0.005
3/16/2021		<0.005
8/19/2021		<0.005

Mann-Whitney (Wilcoxon Rank Sum)

Constituent: Selenium (mg/L) Analysis Run 8/2/2022 4:39 PM View: Appendix I Mann-Whitney
Plant McIntosh Client: Southern Company Data: McIntosh LF4 CCR

	GWC-21	GWC-21
12/9/2015	<0.005	
12/14/2015	<0.005	
12/29/2015	<0.005	
1/14/2016	<0.005	
1/25/2016	<0.005	
4/21/2016	<0.005	
6/16/2016	<0.005	
8/10/2016	<0.005	
9/27/2016	0.00043 (J)	
11/15/2016	<0.005	
1/12/2017	<0.005	
3/1/2017	<0.005	
4/24/2017	<0.005	
7/25/2017	<0.005	
1/11/2018	<0.005	
7/11/2018	<0.005	
1/30/2019		<0.005
3/27/2019		<0.005
9/11/2019		<0.005
4/1/2020		<0.005
9/15/2020		<0.005
3/17/2021		<0.005
8/19/2021		<0.005

Mann-Whitney (Wilcoxon Rank Sum)

Constituent: Selenium (mg/L) Analysis Run 8/2/2022 4:39 PM View: Appendix I Mann-Whitney

Plant McIntosh Client: Southern Company Data: McIntosh LF4 CCR

	GWA-4A	GWA-4A
8/25/2004	<0.005	
9/11/2004	<0.005	
9/26/2004	<0.005	
10/13/2004	<0.005	
7/11/2005	<0.005	
12/7/2005	<0.005	
6/22/2006	<0.005	
11/28/2006	<0.005	
7/6/2007	<0.005	
12/13/2007	<0.005	
6/20/2008	<0.005	
12/7/2008	<0.005	
7/9/2009	<0.005	
12/30/2009	<0.005	
6/22/2010	<0.005	
1/4/2011	<0.005	
7/10/2011	<0.005	
1/21/2012	<0.005	
7/11/2012	<0.005	
1/20/2013	<0.005	
7/19/2013	<0.005	
1/16/2014	<0.005	
7/10/2014	<0.005	
1/16/2015	<0.005	
6/20/2015	<0.005	
1/14/2016	<0.005	
4/20/2016	<0.005	
6/14/2016	<0.005	
8/11/2016	<0.005	
9/27/2016	<0.005	
11/14/2016	<0.005	
1/10/2017	<0.005	
2/28/2017	0.0024	
4/20/2017	<0.005	
7/18/2017	0.00026 (J)	
1/10/2018	0.00069 (J)	
7/11/2018	<0.005	
1/29/2019		<0.005
3/26/2019		<0.005
9/10/2019		<0.005
3/31/2020		<0.005
9/16/2020		<0.005
3/17/2021		<0.005
8/19/2021		<0.005

Mann-Whitney (Wilcoxon Rank Sum)

Constituent: Selenium (mg/L) Analysis Run 8/2/2022 4:39 PM View: Appendix I Mann-Whitney

Plant McIntosh Client: Southern Company Data: McIntosh LF4 CCR

	GWA-5	GWA-5
8/25/2004	<0.005	
9/11/2004	<0.005	
9/26/2004	<0.005	
10/13/2004	<0.005	
7/11/2005	<0.005	
12/7/2005	<0.005	
6/22/2006	<0.005	
11/28/2006	<0.005	
7/6/2007	<0.005	
12/13/2007	<0.005	
6/20/2008	<0.005	
12/7/2008	<0.005	
7/9/2009	<0.005	
12/29/2009	<0.005	
6/22/2010	<0.005	
1/4/2011	<0.005	
7/9/2011	<0.005	
1/21/2012	<0.005	
7/11/2012	<0.005	
1/19/2013	<0.005	
7/18/2013	<0.005	
1/15/2014	<0.005	
7/10/2014	<0.005	
1/15/2015	<0.005	
6/19/2015	<0.005	
1/14/2016	<0.005	
4/20/2016	<0.005	
6/14/2016	<0.005	
8/9/2016	<0.005	
9/27/2016	<0.005	
11/15/2016	<0.005	
1/11/2017	<0.005	
1/19/2017	0.0006 (J)	
1/24/2017	0.025 (o)	
2/28/2017	<0.005	
4/20/2017	<0.005	
7/18/2017	<0.005	
1/10/2018	<0.005	
7/11/2018	<0.005	
1/29/2019		<0.005
3/26/2019		<0.005
9/10/2019		<0.005
3/31/2020		<0.005
9/15/2020		<0.005
3/17/2021		<0.005
8/19/2021		<0.005

Mann-Whitney (Wilcoxon Rank Sum)

Constituent: Selenium (mg/L) Analysis Run 8/2/2022 4:39 PM View: Appendix I Mann-Whitney

Plant McIntosh Client: Southern Company Data: McIntosh LF4 CCR

	GWC-9	GWC-9
8/25/2004	<0.005	
9/11/2004	<0.005	
9/26/2004	<0.005	
10/13/2004	<0.005	
7/11/2005	0.0058	
12/7/2005	<0.005	
6/22/2006	<0.005	
11/28/2006	<0.005	
7/6/2007	<0.005	
12/13/2007	<0.005	
6/20/2008	<0.005	
12/7/2008	<0.005	
7/9/2009	<0.005	
12/29/2009	<0.005	
6/22/2010	<0.005	
1/5/2011	<0.005	
7/9/2011	<0.005	
1/21/2012	<0.005	
7/11/2012	<0.005	
1/19/2013	<0.005	
7/18/2013	<0.005	
1/15/2014	<0.005	
7/10/2014	<0.005	
1/16/2015	<0.005	
6/20/2015	<0.005	
1/14/2016	<0.005	
4/19/2016	<0.005	
6/15/2016	<0.005	
8/10/2016	<0.005	
9/27/2016	<0.005	
11/15/2016	<0.005	
1/13/2017	<0.005	
3/1/2017	<0.005	
4/24/2017	<0.005	
7/24/2017	<0.005	
1/12/2018	<0.005	
7/12/2018	<0.005	
1/30/2019		<0.005
3/27/2019		<0.005
9/11/2019		<0.005
4/1/2020		<0.005
9/16/2020		<0.005
3/17/2021		<0.005
8/19/2021		<0.005

Mann-Whitney (Wilcoxon Rank Sum)

Constituent: Silver (mg/L) Analysis Run 8/2/2022 4:39 PM View: Appendix I Mann-Whitney
Plant McIntosh Client: Southern Company Data: McIntosh LF4 CCR

	GWC-11	GWC-11
8/25/2004	<0.001	
9/11/2004	<0.001	
9/26/2004	<0.001	
10/13/2004	<0.001	
7/11/2005	<0.001	
12/7/2005	<0.001	
6/22/2006	<0.001	
11/28/2006	<0.001	
7/6/2007	<0.001	
12/13/2007	<0.001	
6/20/2008	<0.001	
12/7/2008	<0.001	
7/10/2009	<0.001	
12/29/2009	<0.001	
6/22/2010	<0.001	
1/5/2011	<0.001	
7/9/2011	<0.001	
1/21/2012	<0.001	
7/11/2012	<0.001	
1/19/2013	<0.001	
7/19/2013	<0.001	
1/15/2014	<0.001	
7/11/2014	0.00061 (J)	
1/16/2015	<0.001	
6/20/2015	<0.001	
1/14/2016	<0.001	
6/15/2016	<0.001	
1/12/2017	<0.001	
7/24/2017	<0.001	
1/11/2018	<0.001	
7/12/2018	<0.001	
1/30/2019		<0.001
3/27/2019		<0.001
9/11/2019		<0.001
4/2/2020		<0.001
9/15/2020		<0.001
3/17/2021		<0.001
8/18/2021		<0.001

Mann-Whitney (Wilcoxon Rank Sum)

Constituent: Thallium (mg/L) Analysis Run 8/2/2022 4:39 PM View: Appendix I Mann-Whitney
Plant McIntosh Client: Southern Company Data: McIntosh LF4 CCR

	GWA-13	GWA-13
12/7/2015	<0.001	
12/15/2015	<0.001	
12/29/2015	0.0001 (J)	
1/13/2016	6E-05 (J)	
1/25/2016	<0.001	
4/20/2016	<0.001	
6/14/2016	<0.001	
8/9/2016	<0.001	
9/27/2016	<0.001	
11/15/2016	<0.001	
1/12/2017	<0.001	
2/28/2017	<0.001	
4/20/2017	<0.001	
7/18/2017	<0.001	
1/10/2018	<0.001	
7/11/2018	<0.001	
1/29/2019		<0.001
3/26/2019		<0.001
9/10/2019		0.00057 (J)
3/31/2020		<0.001
9/15/2020		<0.001
3/16/2021		<0.001
8/18/2021		0.00016 (J)

Mann-Whitney (Wilcoxon Rank Sum)

Constituent: Thallium (mg/L) Analysis Run 8/2/2022 4:39 PM View: Appendix I Mann-Whitney
Plant McIntosh Client: Southern Company Data: McIntosh LF4 CCR

	GWA-14	GWA-14
12/7/2015	<0.001	
12/15/2015	<0.001	
12/29/2015	<0.001	
1/13/2016	7.9E-05 (J)	
1/25/2016	<0.001	
4/20/2016	<0.001	
6/14/2016	<0.001	
8/9/2016	<0.001	
9/27/2016	<0.001	
11/15/2016	<0.001	
1/11/2017	<0.001	
2/28/2017	<0.001	
4/20/2017	<0.001	
7/19/2017	<0.001	
1/11/2018	<0.001	
7/11/2018	<0.001	
1/29/2019		<0.001
3/26/2019		<0.001
9/10/2019		0.00021 (J)
4/1/2020		0.00018 (J)
9/15/2020		<0.001
3/16/2021		<0.001
8/17/2021		0.0006 (J)

Mann-Whitney (Wilcoxon Rank Sum)

Constituent: Thallium (mg/L) Analysis Run 8/2/2022 4:39 PM View: Appendix I Mann-Whitney
Plant McIntosh Client: Southern Company Data: McIntosh LF4 CCR

	GWA-16	GWA-16
12/7/2015	<0.001	
12/14/2015	<0.001	
12/28/2015	<0.001	
1/13/2016	<0.001	
1/25/2016	<0.001	
4/20/2016	<0.001	
6/15/2016	<0.001	
8/9/2016	<0.001	
9/27/2016	<0.001	
11/15/2016	<0.001	
1/11/2017	<0.001	
3/1/2017	<0.001	
4/20/2017	<0.001	
7/19/2017	<0.001	
1/11/2018	<0.001	
7/11/2018	<0.001	
1/29/2019		<0.001
3/26/2019		<0.001
9/10/2019		0.0002 (J)
4/1/2020		<0.001
9/15/2020		<0.001
3/16/2021		<0.001
8/17/2021		0.00025 (J)

Mann-Whitney (Wilcoxon Rank Sum)

Constituent: Thallium (mg/L) Analysis Run 8/2/2022 4:39 PM View: Appendix I Mann-Whitney
Plant McIntosh Client: Southern Company Data: McIntosh LF4 CCR

	GWA-2	GWA-2
8/25/2004	<0.001	
9/11/2004	<0.001	
9/26/2004	<0.001	
10/13/2004	<0.001	
7/11/2005	<0.001	
12/7/2005	<0.001	
6/22/2006	<0.001	
11/28/2006	<0.001	
7/6/2007	<0.001	
12/13/2007	<0.001	
6/20/2008	<0.001	
12/7/2008	<0.001	
7/9/2009	<0.001	
12/28/2009	<0.001	
6/22/2010	<0.001	
1/4/2011	<0.001	
7/9/2011	<0.001	
1/21/2012	<0.001	
7/11/2012	<0.001	
1/20/2013	<0.001	
7/19/2013	<0.001	
1/15/2014	<0.001	
6/20/2015	<0.001	
1/16/2016	<0.001	
4/19/2016	<0.001	
6/14/2016	<0.001	
8/9/2016	<0.001	
9/26/2016	<0.001	
11/15/2016	<0.001	
1/10/2017	<0.001	
2/28/2017	<0.001	
4/19/2017	<0.001	
7/17/2017	<0.001	
1/10/2018	<0.001	
7/11/2018	<0.001	
1/29/2019		<0.001
3/27/2019		<0.001
9/11/2019		<0.001
4/1/2020		0.00017 (J)
9/15/2020		0.00029 (J)
3/16/2021		<0.001
8/17/2021		0.00062 (J)

Mann-Whitney (Wilcoxon Rank Sum)

Constituent: Thallium (mg/L) Analysis Run 8/2/2022 4:39 PM View: Appendix I Mann-Whitney

Plant McIntosh Client: Southern Company Data: McIntosh LF4 CCR

	GWA-3	GWA-3
8/25/2004	<0.001	
9/11/2004	<0.001	
9/26/2004	<0.001	
10/13/2004	<0.001	
7/11/2005	<0.001	
12/7/2005	<0.001	
6/22/2006	<0.001	
11/28/2006	<0.001	
7/6/2007	<0.001	
12/13/2007	<0.001	
6/20/2008	<0.001	
12/7/2008	<0.001	
7/9/2009	<0.001	
12/28/2009	<0.001	
6/22/2010	<0.001	
1/4/2011	<0.001	
7/9/2011	<0.001	
1/20/2012	<0.001	
7/11/2012	<0.001	
1/19/2013	<0.001	
7/18/2013	<0.001	
1/15/2014	<0.001	
6/19/2015	<0.001	
1/16/2016	<0.001	
4/19/2016	<0.001	
6/14/2016	<0.001	
8/9/2016	<0.001	
9/27/2016	<0.001	
11/14/2016	<0.001	
1/10/2017	<0.001	
2/28/2017	<0.001	
4/19/2017	<0.001	
7/18/2017	<0.001	
1/10/2018	<0.001	
7/11/2018	<0.001	
1/29/2019		<0.001
3/27/2019		<0.001
9/11/2019		<0.001
4/1/2020		<0.001
9/15/2020		0.00017 (J)
3/16/2021		<0.001
8/17/2021		0.00015 (J)

Mann-Whitney (Wilcoxon Rank Sum)

Constituent: Thallium (mg/L) Analysis Run 8/2/2022 4:39 PM View: Appendix I Mann-Whitney

Plant McIntosh Client: Southern Company Data: McIntosh LF4 CCR

	GWC-10	GWC-10
8/25/2004	<0.001	
9/11/2004	<0.001	
9/26/2004	<0.001	
10/13/2004	<0.001	
7/11/2005	<0.001	
12/7/2005	<0.001	
6/22/2006	<0.001	
11/28/2006	<0.001	
7/6/2007	<0.001	
12/13/2007	<0.001	
6/20/2008	<0.001	
12/7/2008	<0.001	
7/10/2009	<0.001	
12/29/2009	<0.001	
6/22/2010	<0.001	
1/4/2011	<0.001	
7/9/2011	<0.001	
1/21/2012	<0.001	
7/11/2012	<0.001	
1/20/2013	<0.001	
7/18/2013	<0.001	
1/16/2014	<0.001	
6/20/2015	<0.001	
1/16/2016	<0.001	
4/21/2016	<0.001	
6/16/2016	<0.001	
8/10/2016	<0.001	
9/27/2016	<0.001	
11/15/2016	<0.001	
1/12/2017	<0.001	
3/1/2017	<0.001	
4/24/2017	<0.001	
7/24/2017	<0.001	
1/11/2018	<0.001	
7/12/2018	<0.001	
1/30/2019		<0.001
3/27/2019		<0.001
9/11/2019		0.0002 (J)
4/1/2020		0.00031 (J)
9/15/2020		<0.001
3/16/2021		0.00037 (J)
8/18/2021		<0.001

Mann-Whitney (Wilcoxon Rank Sum)

Constituent: Thallium (mg/L) Analysis Run 8/2/2022 4:39 PM View: Appendix I Mann-Whitney

Plant McIntosh Client: Southern Company Data: McIntosh LF4 CCR

	GWC-11	GWC-11
8/25/2004	<0.001	
9/11/2004	<0.001	
9/26/2004	<0.001	
10/13/2004	<0.001	
7/11/2005	<0.001	
12/7/2005	<0.001	
6/22/2006	<0.001	
11/28/2006	<0.001	
7/6/2007	<0.001	
12/13/2007	<0.001	
6/20/2008	<0.001	
12/7/2008	<0.001	
7/10/2009	<0.001	
12/29/2009	<0.001	
6/22/2010	<0.001	
1/5/2011	<0.001	
7/9/2011	<0.001	
1/21/2012	<0.001	
7/11/2012	<0.001	
1/19/2013	<0.001	
7/19/2013	<0.001	
1/15/2014	<0.001	
6/20/2015	<0.001	
1/14/2016	6.1E-05 (J)	
4/20/2016	<0.001	
6/15/2016	<0.001	
8/10/2016	<0.001	
9/27/2016	<0.001	
11/15/2016	<0.001	
1/12/2017	<0.001	
3/1/2017	<0.001	
4/24/2017	<0.001	
7/24/2017	<0.001	
1/11/2018	<0.001	
7/12/2018	<0.001	
1/30/2019		<0.001
3/27/2019		<0.001
9/11/2019		<0.001
4/2/2020		0.00028 (J)
9/15/2020		<0.001
3/17/2021		0.00047 (J)
8/18/2021		<0.001

Mann-Whitney (Wilcoxon Rank Sum)

Constituent: Thallium (mg/L) Analysis Run 8/2/2022 4:39 PM View: Appendix I Mann-Whitney

Plant McIntosh Client: Southern Company Data: McIntosh LF4 CCR

	GWC-12	GWC-12
8/25/2004	<0.001	
9/11/2004	<0.001	
9/26/2004	<0.001	
10/13/2004	<0.001	
7/11/2005	<0.001	
12/7/2005	<0.001	
6/22/2006	<0.001	
11/28/2006	<0.001	
7/6/2007	<0.001	
12/13/2007	<0.001	
6/20/2008	<0.001	
12/7/2008	<0.001	
7/10/2009	<0.001	
12/28/2009	<0.001	
6/22/2010	<0.001	
1/4/2011	<0.001	
7/9/2011	<0.001	
1/20/2012	<0.001	
7/11/2012	<0.001	
1/19/2013	<0.001	
7/18/2013	<0.001	
1/15/2014	<0.001	
6/19/2015	<0.001	
1/16/2016	<0.001	
4/20/2016	<0.001	
6/15/2016	<0.001	
8/10/2016	<0.001	
9/27/2016	<0.001	
11/15/2016	<0.001	
1/12/2017	<0.001	
3/1/2017	<0.001	
4/20/2017	<0.001	
7/20/2017	<0.001	
1/11/2018	<0.001	
7/12/2018	<0.001	
1/30/2019		<0.001
3/27/2019		<0.001
9/11/2019		0.00017 (J)
4/1/2020		<0.001
9/16/2020		<0.001
3/16/2021		0.00022 (J)
8/18/2021		<0.001

Mann-Whitney (Wilcoxon Rank Sum)

Constituent: Thallium (mg/L) Analysis Run 8/2/2022 4:39 PM View: Appendix I Mann-Whitney
Plant McIntosh Client: Southern Company Data: McIntosh LF4 CCR

	GWC-17	GWC-17
12/8/2015	0.0001 (J)	
12/14/2015	9E-05 (J)	
12/28/2015	9E-05 (J)	
1/13/2016	0.0001 (J)	
1/26/2016	9.5E-05 (J)	
4/20/2016	<0.001	
6/15/2016	3.8E-05 (J)	
8/9/2016	<0.001	
9/27/2016	<0.001	
11/15/2016	<0.001	
1/11/2017	<0.001	
3/1/2017	<0.001	
4/20/2017	<0.001	
7/19/2017	<0.001	
1/11/2018	<0.001	
7/11/2018	<0.001	
1/29/2019		<0.001
3/27/2019		<0.001
9/11/2019		<0.001
4/1/2020		<0.001
9/15/2020		<0.001
3/16/2021		<0.001
8/19/2021		<0.001

Mann-Whitney (Wilcoxon Rank Sum)

Constituent: Thallium (mg/L) Analysis Run 8/2/2022 4:39 PM View: Appendix I Mann-Whitney
Plant McIntosh Client: Southern Company Data: McIntosh LF4 CCR

	GWC-18	GWC-18
12/8/2015	0.0001 (J)	
12/14/2015	0.0001 (J)	
12/28/2015	0.0001 (J)	
1/14/2016	0.000137 (J)	
1/26/2016	0.000142 (J)	
4/19/2016	<0.001	
6/16/2016	0.00013 (J)	
8/11/2016	0.00011 (J)	
9/28/2016	0.00012 (J)	
11/16/2016	<0.001	
1/11/2017	9.5E-05 (J)	
3/1/2017	0.00011 (J)	
4/25/2017	0.00012 (J)	
7/25/2017	0.00011 (J)	
1/12/2018	0.00011 (J)	
7/11/2018	9.5E-05 (J)	
1/30/2019		0.00012 (J)
3/27/2019		<0.001
9/11/2019		0.00018 (J)
4/1/2020		<0.001
9/15/2020		<0.001
3/17/2021		0.00016 (J)
8/19/2021		<0.001

Mann-Whitney (Wilcoxon Rank Sum)

Constituent: Thallium (mg/L) Analysis Run 8/2/2022 4:39 PM View: Appendix I Mann-Whitney
Plant McIntosh Client: Southern Company Data: McIntosh LF4 CCR

	GWC-19	GWC-19
12/8/2015	<0.001	
12/15/2015	<0.001	
12/28/2015	<0.001	
1/14/2016	7.9E-05 (J)	
1/26/2016	<0.001	
4/19/2016	<0.001	
6/16/2016	<0.001	
8/10/2016	<0.001	
9/28/2016	<0.001	
11/15/2016	<0.001	
1/16/2017	<0.001	
3/1/2017	<0.001	
4/25/2017	<0.001	
7/25/2017	<0.001	
1/12/2018	<0.001	
7/11/2018	<0.001	
1/29/2019		<0.001
3/27/2019		<0.001
9/11/2019		0.00019 (J)
4/1/2020		<0.001
9/16/2020		0.00026 (J)
3/16/2021		<0.001
8/19/2021		<0.001

Mann-Whitney (Wilcoxon Rank Sum)

Constituent: Thallium (mg/L) Analysis Run 8/2/2022 4:39 PM View: Appendix I Mann-Whitney
Plant McIntosh Client: Southern Company Data: McIntosh LF4 CCR

	GWC-20	GWC-20
12/9/2015	0.0001 (J)	
12/14/2015	9E-05 (J)	
12/29/2015	0.0001 (J)	
1/14/2016	0.000118 (J)	
1/25/2016	0.000102 (J)	
4/21/2016	<0.001	
6/16/2016	5.2E-05 (J)	
8/10/2016	<0.001	
9/27/2016	<0.001	
11/15/2016	<0.001	
1/13/2017	<0.001	
3/1/2017	<0.001	
4/25/2017	<0.001	
7/25/2017	<0.001	
1/12/2018	<0.001	
7/11/2018	<0.001	
1/29/2019		<0.001
3/27/2019		<0.001
9/11/2019		0.00034 (J)
4/1/2020		<0.001
9/15/2020		<0.001
3/16/2021		<0.001
8/19/2021		<0.001

Mann-Whitney (Wilcoxon Rank Sum)

Constituent: Thallium (mg/L) Analysis Run 8/2/2022 4:39 PM View: Appendix I Mann-Whitney
Plant McIntosh Client: Southern Company Data: McIntosh LF4 CCR

	GWC-21	GWC-21
12/9/2015	<0.001	
12/14/2015	<0.001	
12/29/2015	<0.001	
1/14/2016	<0.001	
1/25/2016	<0.001	
4/21/2016	<0.001	
6/16/2016	2.7E-05 (J)	
8/10/2016	<0.001	
9/27/2016	0.00016 (J)	
11/15/2016	<0.001	
1/12/2017	<0.001	
3/1/2017	<0.001	
4/24/2017	<0.001	
7/25/2017	<0.001	
1/11/2018	<0.001	
7/11/2018	<0.001	
1/30/2019		<0.001
3/27/2019		<0.001
9/11/2019		0.00041 (J)
4/1/2020		<0.001
9/15/2020		<0.001
3/17/2021		<0.001
8/19/2021		<0.001

Mann-Whitney (Wilcoxon Rank Sum)

Constituent: Thallium (mg/L) Analysis Run 8/2/2022 4:39 PM View: Appendix I Mann-Whitney
Plant McIntosh Client: Southern Company Data: McIntosh LF4 CCR

	GWC-23	GWC-23
6/16/2016	<0.001	
8/10/2016	<0.001	
9/28/2016	<0.001	
11/16/2016	<0.001	
1/17/2017	<0.001	
3/2/2017	<0.001	
4/25/2017	<0.001	
7/13/2017	<0.001	
7/25/2017	9E-05 (J)	
1/12/2018	0.00011 (J)	
7/12/2018	0.0001 (J)	
1/30/2019		0.00016 (J)
3/27/2019		0.00011
9/11/2019		0.00034 (J)
4/1/2020		<0.001
9/15/2020		<0.001
3/17/2021		<0.001
8/19/2021		<0.001

Mann-Whitney (Wilcoxon Rank Sum)

Constituent: Thallium (mg/L) Analysis Run 8/2/2022 4:39 PM View: Appendix I Mann-Whitney

Plant McIntosh Client: Southern Company Data: McIntosh LF4 CCR

	GWA-4A	GWA-4A
8/25/2004	<0.001	
9/11/2004	<0.001	
9/26/2004	<0.001	
10/13/2004	<0.001	
7/11/2005	<0.001	
12/7/2005	<0.001	
6/22/2006	<0.001	
11/28/2006	<0.001	
7/6/2007	<0.001	
12/13/2007	<0.001	
6/20/2008	<0.001	
12/7/2008	<0.001	
7/9/2009	<0.001	
12/30/2009	<0.001	
6/22/2010	<0.001	
1/4/2011	<0.001	
7/9/2011	<0.001	
1/21/2012	<0.001	
7/11/2012	<0.001	
1/20/2013	<0.001	
7/19/2013	<0.001	
1/16/2014	<0.001	
6/20/2015	<0.001	
1/14/2016	<0.001	
4/20/2016	<0.001	
6/14/2016	3.6E-05 (J)	
8/11/2016	<0.001	
9/27/2016	<0.001	
11/14/2016	<0.001	
1/10/2017	<0.001	
2/28/2017	<0.001	
4/20/2017	<0.001	
7/18/2017	<0.001	
1/10/2018	<0.001	
7/11/2018	<0.001	
1/29/2019		<0.001
3/26/2019		<0.001
9/10/2019		0.00033 (J)
3/31/2020		<0.001
9/16/2020		<0.001
3/17/2021		<0.001
8/19/2021		<0.001

Mann-Whitney (Wilcoxon Rank Sum)

Constituent: Thallium (mg/L) Analysis Run 8/2/2022 4:39 PM View: Appendix I Mann-Whitney

Plant McIntosh Client: Southern Company Data: McIntosh LF4 CCR

	GWA-5	GWA-5
8/25/2004	<0.001	
9/11/2004	<0.001	
9/26/2004	<0.001	
10/13/2004	<0.001	
7/11/2005	<0.001	
12/7/2005	<0.001	
6/22/2006	<0.001	
11/28/2006	<0.001	
7/6/2007	<0.001	
12/13/2007	<0.001	
6/20/2008	<0.001	
12/7/2008	<0.001	
7/9/2009	<0.001	
12/29/2009	<0.001	
6/22/2010	<0.001	
1/4/2011	<0.001	
7/9/2011	<0.001	
1/21/2012	<0.001	
7/11/2012	<0.001	
1/19/2013	<0.001	
7/18/2013	<0.001	
1/15/2014	<0.001	
6/19/2015	<0.001	
1/14/2016	<0.001	
4/20/2016	<0.001	
6/14/2016	<0.001	
8/9/2016	<0.001	
9/27/2016	<0.001	
11/15/2016	<0.001	
1/11/2017	<0.001	
1/19/2017	<0.001	
1/24/2017	0.00072	
2/28/2017	<0.001	
4/20/2017	<0.001	
7/18/2017	<0.001	
1/10/2018	<0.001	
7/11/2018	<0.001	
1/29/2019		<0.001
3/26/2019		<0.001
9/10/2019		<0.001
3/31/2020		<0.001
9/15/2020		<0.001
3/17/2021		<0.001
8/19/2021		<0.001

Mann-Whitney (Wilcoxon Rank Sum)

Constituent: Thallium (mg/L) Analysis Run 8/2/2022 4:39 PM View: Appendix I Mann-Whitney

Plant McIntosh Client: Southern Company Data: McIntosh LF4 CCR

	GWC-9	GWC-9
8/25/2004	<0.001	
9/11/2004	<0.001	
9/26/2004	<0.001	
10/13/2004	<0.001	
7/11/2005	<0.001	
12/7/2005	<0.001	
6/22/2006	<0.001	
11/28/2006	<0.001	
7/6/2007	<0.001	
12/13/2007	<0.001	
6/20/2008	<0.001	
12/7/2008	<0.001	
7/9/2009	<0.001	
12/29/2009	<0.001	
6/22/2010	<0.001	
1/5/2011	<0.001	
7/9/2011	<0.001	
1/21/2012	<0.001	
7/11/2012	<0.001	
1/19/2013	<0.001	
7/18/2013	<0.001	
1/15/2014	<0.001	
6/20/2015	<0.001	
1/14/2016	<0.001	
4/19/2016	<0.001	
6/15/2016	<0.001	
8/10/2016	<0.001	
9/27/2016	<0.001	
11/15/2016	<0.001	
1/13/2017	<0.001	
3/1/2017	<0.001	
4/24/2017	<0.001	
7/24/2017	<0.001	
1/12/2018	<0.001	
7/12/2018	<0.001	
1/30/2019		<0.001
3/27/2019		<0.001
9/11/2019		0.00023 (J)
4/1/2020		<0.001
9/16/2020		<0.001
3/17/2021		<0.001
8/19/2021		<0.001

Mann-Whitney (Wilcoxon Rank Sum)

Constituent: Vanadium (mg/L) Analysis Run 8/2/2022 4:39 PM View: Appendix I Mann-Whitney
Plant McIntosh Client: Southern Company Data: McIntosh LF4 CCR

	GWA-13	GWA-13
12/7/2015	<0.001	
12/15/2015	<0.001	
12/29/2015	<0.001	
1/13/2016	<0.001	
1/25/2016	<0.001	
6/14/2016	0.00055 (J)	
1/12/2017	0.0018 (J)	
7/18/2017	<0.001	
1/10/2018	<0.001	
7/11/2018	<0.001	
1/29/2019		0.0018 (J)
3/26/2019		<0.001
9/10/2019		0.0027
3/31/2020		<0.001
9/15/2020		<0.001
3/16/2021		<0.001
8/18/2021		<0.001

Mann-Whitney (Wilcoxon Rank Sum)

Constituent: Vanadium (mg/L) Analysis Run 8/2/2022 4:39 PM View: Appendix I Mann-Whitney
Plant McIntosh Client: Southern Company Data: McIntosh LF4 CCR

	GWA-14	GWA-14
12/7/2015	<0.001	
12/15/2015	<0.001	
12/29/2015	<0.001	
1/13/2016	<0.001	
1/25/2016	<0.001	
6/14/2016	0.00033 (J)	
1/11/2017	<0.001	
7/19/2017	<0.001	
1/11/2018	<0.001	
7/11/2018	<0.001	
1/29/2019		<0.001
3/26/2019		<0.001
9/10/2019		0.002
4/1/2020		<0.001
9/15/2020		<0.001
3/16/2021		<0.001
8/17/2021		<0.001

Mann-Whitney (Wilcoxon Rank Sum)

Constituent: Vanadium (mg/L) Analysis Run 8/2/2022 4:39 PM View: Appendix I Mann-Whitney
Plant McIntosh Client: Southern Company Data: McIntosh LF4 CCR

	GWA-16	GWA-16
12/7/2015	<0.001	
12/14/2015	<0.001	
12/28/2015	<0.001	
1/13/2016	<0.001	
1/25/2016	<0.001	
6/15/2016	0.00015 (J)	
1/11/2017	0.0015 (J)	
7/19/2017	<0.001	
1/11/2018	<0.001	
7/11/2018	<0.001	
1/29/2019		<0.001
3/26/2019		0.0019
9/10/2019		0.0019
4/1/2020		<0.001
9/15/2020		<0.001
3/16/2021		<0.001
8/17/2021		<0.001

Mann-Whitney (Wilcoxon Rank Sum)

Constituent: Vanadium (mg/L) Analysis Run 8/2/2022 4:39 PM View: Appendix I Mann-Whitney

Plant McIntosh Client: Southern Company Data: McIntosh LF4 CCR

	GWA-2	GWA-2
8/25/2004	<0.001	
9/11/2004	<0.001	
9/26/2004	<0.001	
10/13/2004	<0.001	
7/11/2005	<0.001	
12/7/2005	<0.001	
6/22/2006	<0.001	
11/28/2006	<0.001	
7/6/2007	<0.001	
12/13/2007	<0.001	
6/20/2008	<0.001	
12/7/2008	<0.001	
7/9/2009	<0.001	
12/28/2009	<0.001	
6/22/2010	<0.001	
1/4/2011	<0.001	
7/9/2011	<0.001	
1/21/2012	<0.001	
7/11/2012	0.0051	
1/20/2013	<0.001	
7/19/2013	<0.001	
1/15/2014	<0.001	
7/11/2014	<0.001	
1/16/2015	<0.001	
6/20/2015	<0.001	
1/16/2016	<0.001	
6/14/2016	0.00044 (J)	
1/10/2017	0.0014 (J)	
7/17/2017	<0.001	
1/10/2018	<0.001	
7/11/2018	<0.001	
1/29/2019		<0.001
3/27/2019		0.0019
9/11/2019		0.0014
4/1/2020		<0.001
9/15/2020		<0.001
3/16/2021		<0.001
8/17/2021		<0.001

Mann-Whitney (Wilcoxon Rank Sum)

Constituent: Vanadium (mg/L) Analysis Run 8/2/2022 4:39 PM View: Appendix I Mann-Whitney

Plant McIntosh Client: Southern Company Data: McIntosh LF4 CCR

	GWA-3	GWA-3
8/25/2004	<0.001	
9/11/2004	<0.001	
9/26/2004	<0.001	
10/13/2004	<0.001	
7/11/2005	<0.001	
12/7/2005	<0.001	
6/22/2006	<0.001	
11/28/2006	<0.001	
7/6/2007	0.0031	
12/13/2007	<0.001	
6/20/2008	0.005	
12/7/2008	<0.001	
7/9/2009	<0.001	
12/28/2009	<0.001	
6/22/2010	<0.001	
1/5/2011	0.056 (O)	
7/9/2011	0.0033	
1/20/2012	<0.001	
7/11/2012	<0.001	
1/19/2013	<0.001	
7/18/2013	<0.001	
1/15/2014	<0.001	
7/11/2014	<0.001	
1/15/2015	<0.001	
6/19/2015	<0.001	
1/16/2016	<0.001	
6/14/2016	0.00027 (J)	
1/10/2017	0.0015 (J)	
7/18/2017	<0.001	
1/10/2018	<0.001	
7/11/2018	<0.001	
1/29/2019		<0.001
3/27/2019		0.0047
9/11/2019		0.0012
4/1/2020		<0.001
9/15/2020		<0.001
3/16/2021		<0.001
8/17/2021		<0.001

Mann-Whitney (Wilcoxon Rank Sum)

Constituent: Vanadium (mg/L) Analysis Run 8/2/2022 4:39 PM View: Appendix I Mann-Whitney
Plant McIntosh Client: Southern Company Data: McIntosh LF4 CCR

	GWC-1	GWC-1
8/25/2004	<0.001	
9/11/2004	<0.001	
9/26/2004	<0.001	
7/11/2005	<0.001	
12/7/2005	<0.001	
6/22/2006	<0.001	
11/28/2006	<0.001	
7/6/2007	<0.001	
12/13/2007	<0.001	
6/20/2008	<0.001	
12/7/2008	<0.001	
7/9/2009	<0.001	
12/28/2009	<0.001	
6/22/2010	<0.001	
1/4/2011	<0.001	
7/9/2011	0.0032	
1/21/2012	<0.001	
7/11/2012	<0.001	
1/20/2013	<0.001	
7/19/2013	<0.001	
1/15/2014	<0.001	
7/11/2014	<0.001	
1/16/2015	<0.001	
6/20/2015	0.0017 (J)	
1/16/2016	<0.001	
6/15/2016	0.00031 (J)	
1/12/2017	0.0031	
7/19/2017	<0.001	
1/11/2018	<0.001	
7/12/2018	<0.001	
1/30/2019		<0.001
3/27/2019		<0.001
9/11/2019		0.0013
4/1/2020		<0.001
9/15/2020		<0.001
3/16/2021		<0.001
8/18/2021		0.0011

Mann-Whitney (Wilcoxon Rank Sum)

Constituent: Vanadium (mg/L) Analysis Run 8/2/2022 4:39 PM View: Appendix I Mann-Whitney

Plant McIntosh Client: Southern Company Data: McIntosh LF4 CCR

	GWC-10	GWC-10
8/25/2004	<0.001	
9/11/2004	<0.001	
9/26/2004	<0.001	
10/13/2004	<0.001	
7/11/2005	<0.001	
12/7/2005	<0.001	
6/22/2006	<0.001	
11/28/2006	<0.001	
7/6/2007	<0.001	
12/13/2007	<0.001	
6/20/2008	<0.001	
12/7/2008	<0.001	
7/10/2009	<0.001	
12/29/2009	<0.001	
6/22/2010	<0.001	
1/4/2011	<0.001	
7/10/2011	<0.001	
1/21/2012	<0.001	
7/11/2012	<0.001	
1/20/2013	<0.001	
7/19/2013	<0.001	
1/16/2014	<0.001	
7/10/2014	<0.001	
1/16/2015	0.00098 (J)	
6/20/2015	0.0019 (J)	
1/16/2016	0.0008 (J)	
6/16/2016	0.0011 (J)	
1/12/2017	0.0087 (o)	
7/24/2017	0.0027	
1/11/2018	<0.001	
7/12/2018	<0.001	
1/30/2019		0.0027 (J)
3/27/2019	0.0065 (o)	
9/11/2019		0.0022
4/1/2020		0.0012
9/15/2020		<0.001
3/16/2021		0.0013
8/18/2021		0.0015

Mann-Whitney (Wilcoxon Rank Sum)

Constituent: Vanadium (mg/L) Analysis Run 8/2/2022 4:39 PM View: Appendix I Mann-Whitney

Plant McIntosh Client: Southern Company Data: McIntosh LF4 CCR

	GWC-11	GWC-11
8/25/2004	<0.0025	
9/11/2004	<0.0025	
9/26/2004	<0.0025	
10/13/2004	<0.0025	
7/11/2005	<0.0025	
12/7/2005	<0.0025	
6/22/2006	<0.0025	
11/28/2006	<0.0025	
7/6/2007	<0.0025	
12/13/2007	<0.0025	
6/20/2008	0.0093 (o)	
12/7/2008	<0.0025	
7/10/2009	<0.0025	
12/29/2009	<0.0025	
6/22/2010	0.0025	
1/5/2011	<0.0025	
7/9/2011	<0.0025	
1/21/2012	<0.0025	
7/11/2012	<0.0025	
1/19/2013	<0.0025	
7/19/2013	<0.0025	
1/15/2014	<0.0025	
7/11/2014	0.001 (J)	
1/16/2015	0.00089 (J)	
6/20/2015	0.0017 (J)	
1/14/2016	0.0017 (J)	
6/15/2016	0.0018 (J)	
1/12/2017	0.01 (o)	
7/24/2017	0.0015 (J)	
1/11/2018	<0.0025	
7/12/2018	<0.0025	
1/30/2019		<0.0025
3/27/2019		0.0016
9/11/2019		0.0025
4/2/2020		0.0016
9/15/2020		0.001
3/17/2021		0.0015
8/18/2021		0.0018

Mann-Whitney (Wilcoxon Rank Sum)

Constituent: Vanadium (mg/L) Analysis Run 8/2/2022 4:39 PM View: Appendix I Mann-Whitney

Plant McIntosh Client: Southern Company Data: McIntosh LF4 CCR

	GWC-12	GWC-12
8/25/2004	<0.001	
9/11/2004	<0.001	
9/26/2004	<0.001	
10/13/2004	<0.001	
7/11/2005	<0.001	
12/7/2005	<0.001	
6/22/2006	<0.001	
11/28/2006	<0.001	
7/6/2007	<0.001	
12/13/2007	<0.001	
6/20/2008	<0.001	
12/7/2008	<0.001	
7/10/2009	<0.001	
12/28/2009	<0.001	
6/22/2010	<0.001	
1/4/2011	<0.001	
7/9/2011	<0.001	
1/20/2012	<0.001	
7/11/2012	<0.001	
1/19/2013	<0.001	
7/18/2013	<0.001	
1/15/2014	<0.001	
7/11/2014	<0.001	
1/15/2015	<0.001	
6/19/2015	<0.001	
1/16/2016	<0.001	
6/15/2016	0.0004 (J)	
1/12/2017	0.0075 (o)	
7/20/2017	0.0015 (J)	
1/11/2018	<0.001	
7/12/2018	<0.001	
1/30/2019		<0.001
3/27/2019	0.0078 (o)	
9/11/2019		0.0011
4/1/2020		<0.001
9/16/2020		<0.001
3/16/2021		<0.001
8/18/2021		<0.001

Mann-Whitney (Wilcoxon Rank Sum)

Constituent: Vanadium (mg/L) Analysis Run 8/2/2022 4:39 PM View: Appendix I Mann-Whitney
Plant McIntosh Client: Southern Company Data: McIntosh LF4 CCR

	GWA-15	GWA-15
12/7/2015	<0.001	
12/15/2015	<0.001	
12/28/2015	<0.001	
1/13/2016	<0.001	
1/25/2016	<0.001	
6/15/2016	0.0003 (J)	
1/11/2017	0.0017 (J)	
7/19/2017	<0.001	
1/11/2018	<0.001	
7/11/2018	<0.001	
1/29/2019		<0.001
3/26/2019		0.0041
9/11/2019		0.0016
4/1/2020		<0.001
9/15/2020		<0.001
3/17/2021		<0.001
8/19/2021		<0.001

Mann-Whitney (Wilcoxon Rank Sum)

Constituent: Vanadium (mg/L) Analysis Run 8/2/2022 4:39 PM View: Appendix I Mann-Whitney
Plant McIntosh Client: Southern Company Data: McIntosh LF4 CCR

	GWC-17	GWC-17
12/8/2015	<0.001	
12/14/2015	<0.001	
12/28/2015	<0.001	
1/13/2016	<0.001	
1/26/2016	<0.001	
6/15/2016	0.00047 (J)	
1/11/2017	<0.001	
7/19/2017	<0.001	
1/11/2018	<0.001	
7/11/2018	<0.001	
1/29/2019		<0.001
3/27/2019		0.004
9/11/2019		0.0018
4/1/2020		<0.001
9/15/2020		<0.001
3/16/2021		<0.001
8/19/2021		0.0013

Mann-Whitney (Wilcoxon Rank Sum)

Constituent: Vanadium (mg/L) Analysis Run 8/2/2022 4:39 PM View: Appendix I Mann-Whitney
Plant McIntosh Client: Southern Company Data: McIntosh LF4 CCR

	GWC-18	GWC-18
12/8/2015	0.0023 (J)	
12/14/2015	0.0028 (J)	
12/28/2015	0.0024 (J)	
1/14/2016	0.0022 (J)	
1/26/2016	0.0022 (J)	
6/16/2016	0.0041 (J)	
1/11/2017	0.003	
7/25/2017	0.0055	
1/12/2018	0.0022 (J)	
7/11/2018	0.0016 (J)	
1/30/2019		0.0042 (J)
3/27/2019		0.0074
9/11/2019		0.0037
4/1/2020		0.0024
9/15/2020		0.0022
3/17/2021		0.0026
8/19/2021		0.003

Mann-Whitney (Wilcoxon Rank Sum)

Constituent: Vanadium (mg/L) Analysis Run 8/2/2022 4:39 PM View: Appendix I Mann-Whitney
Plant McIntosh Client: Southern Company Data: McIntosh LF4 CCR

	GWC-19	GWC-19
12/8/2015	0.0023 (J)	
12/15/2015	0.0016 (J)	
12/28/2015	0.0013 (J)	
1/14/2016	0.0014 (J)	
1/26/2016	0.0013 (J)	
6/16/2016	0.00092 (J)	
1/16/2017	0.0067	
7/25/2017	0.0035	
1/12/2018	<0.001	
7/11/2018	<0.001	
1/29/2019		<0.001
3/27/2019		<0.001
9/11/2019		0.0023
4/1/2020		<0.001
9/16/2020		<0.001
3/16/2021		<0.001
8/19/2021		0.0015

Mann-Whitney (Wilcoxon Rank Sum)

Constituent: Vanadium (mg/L) Analysis Run 8/2/2022 4:39 PM View: Appendix I Mann-Whitney
Plant McIntosh Client: Southern Company Data: McIntosh LF4 CCR

	GWC-20	GWC-20
12/9/2015	<0.001	
12/14/2015	<0.001	
12/29/2015	<0.001	
1/14/2016	<0.001	
1/25/2016	<0.001	
6/16/2016	0.00054 (J)	
1/13/2017	0.0074	
7/25/2017	0.0034	
1/12/2018	<0.001	
7/11/2018	<0.001	
1/29/2019		<0.001
3/27/2019		0.0031
9/11/2019		0.0018
4/1/2020		<0.001
9/15/2020		<0.001
3/16/2021		<0.001
8/19/2021		<0.001

Mann-Whitney (Wilcoxon Rank Sum)

Constituent: Vanadium (mg/L) Analysis Run 8/2/2022 4:39 PM View: Appendix I Mann-Whitney
Plant McIntosh Client: Southern Company Data: McIntosh LF4 CCR

	GWC-21	GWC-21
12/9/2015	<0.001	
12/14/2015	<0.001	
12/29/2015	<0.001	
1/14/2016	<0.001	
1/25/2016	<0.001	
6/16/2016	0.00048 (J)	
1/12/2017	0.0058	
7/25/2017	0.0029	
1/11/2018	<0.001	
7/11/2018	<0.001	
1/30/2019		<0.001
3/27/2019		0.0049
9/11/2019		0.0015
4/1/2020		<0.001
9/15/2020		<0.001
3/17/2021		<0.001
8/19/2021		0.001

Mann-Whitney (Wilcoxon Rank Sum)

Constituent: Vanadium (mg/L) Analysis Run 8/2/2022 4:39 PM View: Appendix I Mann-Whitney
Plant McIntosh Client: Southern Company Data: McIntosh LF4 CCR

	GWC-23	GWC-23
6/16/2016	0.00063 (J)	
1/17/2017	0.0026	
7/25/2017	0.003	
1/12/2018	<0.001	
7/12/2018	<0.001	
1/30/2019		<0.001
3/27/2019		0.0055
9/11/2019		0.0015
4/1/2020		<0.001
9/15/2020		<0.001
3/17/2021		<0.001
8/19/2021		0.0011

Mann-Whitney (Wilcoxon Rank Sum)

Constituent: Vanadium (mg/L) Analysis Run 8/2/2022 4:39 PM View: Appendix I Mann-Whitney

Plant McIntosh Client: Southern Company Data: McIntosh LF4 CCR

	GWA-4A	GWA-4A
8/25/2004	<0.001	
9/11/2004	<0.001	
9/26/2004	<0.001	
10/13/2004	<0.001	
7/11/2005	<0.001	
12/7/2005	<0.001	
6/22/2006	<0.001	
11/28/2006	<0.001	
7/6/2007	<0.001	
12/13/2007	<0.001	
6/20/2008	0.0033	
12/7/2008	<0.001	
7/9/2009	<0.001	
12/30/2009	<0.001	
6/22/2010	<0.001	
1/4/2011	<0.001	
7/10/2011	<0.001	
1/21/2012	<0.001	
7/11/2012	<0.001	
1/20/2013	<0.001	
7/19/2013	<0.001	
1/16/2014	<0.001	
7/10/2014	<0.001	
1/16/2015	<0.001	
6/20/2015	<0.001	
1/14/2016	<0.001	
6/14/2016	0.00028 (J)	
1/10/2017	0.0014 (J)	
7/18/2017	<0.001	
1/10/2018	<0.001	
7/11/2018	<0.001	
1/29/2019		<0.001
3/26/2019		0.0027
9/10/2019		0.0018
3/31/2020		<0.001
9/16/2020		<0.001
3/17/2021		<0.001
8/19/2021		<0.001

Mann-Whitney (Wilcoxon Rank Sum)

Constituent: Vanadium (mg/L) Analysis Run 8/2/2022 4:39 PM View: Appendix I Mann-Whitney

Plant McIntosh Client: Southern Company Data: McIntosh LF4 CCR

	GWA-5	GWA-5
8/25/2004	<0.001	
9/11/2004	<0.001	
9/26/2004	<0.001	
10/13/2004	<0.001	
7/11/2005	<0.001	
12/7/2005	<0.001	
6/22/2006	<0.001	
11/28/2006	<0.001	
7/6/2007	<0.001	
12/13/2007	<0.001	
6/20/2008	<0.001	
12/7/2008	<0.001	
7/9/2009	<0.001	
12/29/2009	<0.001	
6/22/2010	<0.001	
1/4/2011	<0.001	
7/9/2011	<0.001	
1/21/2012	<0.001	
7/11/2012	<0.001	
1/19/2013	<0.001	
7/18/2013	<0.001	
1/15/2014	<0.001	
7/10/2014	<0.001	
1/15/2015	<0.001	
6/19/2015	0.0035 (J)	
1/14/2016	<0.001	
6/14/2016	0.00047 (J)	
1/11/2017	0.0016 (J)	
7/18/2017	<0.001	
1/10/2018	<0.001	
7/11/2018	<0.001	
1/29/2019		<0.001
3/26/2019		0.0015
9/10/2019		0.0018
3/31/2020		<0.001
9/15/2020		<0.001
3/17/2021		<0.001
8/19/2021		<0.001

Mann-Whitney (Wilcoxon Rank Sum)

Constituent: Vanadium (mg/L) Analysis Run 8/2/2022 4:39 PM View: Appendix I Mann-Whitney

Plant McIntosh Client: Southern Company Data: McIntosh LF4 CCR

	GWC-9	GWC-9
8/25/2004	<0.001	
9/11/2004	<0.001	
9/26/2004	<0.001	
10/13/2004	<0.001	
7/11/2005	<0.001	
12/7/2005	<0.001	
6/22/2006	<0.001	
11/28/2006	<0.001	
7/6/2007	<0.001	
12/13/2007	<0.001	
6/20/2008	0.0037	
12/7/2008	<0.001	
7/9/2009	<0.001	
12/29/2009	<0.001	
6/22/2010	<0.001	
1/5/2011	<0.001	
7/9/2011	<0.001	
1/21/2012	<0.001	
7/11/2012	<0.001	
1/19/2013	<0.001	
7/18/2013	<0.001	
1/15/2014	<0.001	
7/10/2014	<0.001	
1/16/2015	<0.001	
6/20/2015	<0.001	
1/14/2016	<0.001	
6/15/2016	0.00019 (J)	
1/13/2017	0.0091 (o)	
7/24/2017	0.0027	
1/12/2018	<0.001	
7/12/2018	<0.001	
1/30/2019		<0.001
3/27/2019		0.006
9/11/2019		0.0015
4/1/2020		<0.001
9/16/2020		<0.001
3/17/2021		<0.001
8/19/2021		<0.001

Mann-Whitney (Wilcoxon Rank Sum)

Constituent: Zinc (mg/L) Analysis Run 8/2/2022 4:39 PM View: Appendix I Mann-Whitney
Plant McIntosh Client: Southern Company Data: McIntosh LF4 CCR

	GWA-13	GWA-13
12/7/2015	0.0034	
12/15/2015	0.003	
12/29/2015	0.0028	
1/13/2016	0.0025	
1/25/2016	0.0022 (J)	
6/14/2016	0.0042 (J)	
1/12/2017	<0.005	
7/18/2017	<0.005	
1/10/2018	<0.005	
7/11/2018	<0.005	
1/29/2019		<0.005
3/26/2019		<0.005
9/10/2019		0.0061
3/31/2020		<0.005
9/15/2020		0.0037 (J)
3/16/2021		<0.005
8/18/2021		<0.005

Mann-Whitney (Wilcoxon Rank Sum)

Constituent: Zinc (mg/L) Analysis Run 8/2/2022 4:39 PM View: Appendix I Mann-Whitney
Plant McIntosh Client: Southern Company Data: McIntosh LF4 CCR

	GWA-14	GWA-14
12/7/2015	0.0044	
12/15/2015	0.0031	
12/29/2015	0.0028	
1/13/2016	0.0028	
1/25/2016	0.0034	
6/14/2016	0.0036 (J)	
1/11/2017	0.013 (J)	
7/19/2017	<0.005	
1/11/2018	<0.005	
7/11/2018	<0.005	
1/29/2019		0.0048 (J)
3/26/2019		<0.005
9/10/2019		0.0069
4/1/2020		<0.005
9/15/2020		0.024
3/16/2021		0.007
8/17/2021		<0.005

Mann-Whitney (Wilcoxon Rank Sum)

Constituent: Zinc (mg/L) Analysis Run 8/2/2022 4:39 PM View: Appendix I Mann-Whitney
Plant McIntosh Client: Southern Company Data: McIntosh LF4 CCR

	GWA-16	GWA-16
12/7/2015	0.0048	
12/14/2015	0.0038	
12/28/2015	0.0042	
1/13/2016	0.0036	
1/25/2016	0.0033	
6/15/2016	0.0032 (J)	
1/11/2017	<0.005	
7/19/2017	<0.005	
1/11/2018	<0.005	
7/11/2018	<0.005	
1/29/2019		0.0024 (J)
3/26/2019		<0.005
9/10/2019		0.006
4/1/2020		<0.005
9/15/2020		0.0033 (J)
3/16/2021		0.005
8/17/2021		<0.005

Mann-Whitney (Wilcoxon Rank Sum)

Constituent: Zinc (mg/L) Analysis Run 8/2/2022 4:39 PM View: Appendix I Mann-Whitney

Plant McIntosh Client: Southern Company Data: McIntosh LF4 CCR

	GWA-2	GWA-2
8/25/2004	0.014	
9/11/2004	<0.02	
9/26/2004	<0.02	
10/13/2004	<0.02	
7/11/2005	<0.02	
12/7/2005	<0.02	
6/22/2006	0.0041	
11/28/2006	0.0033	
7/6/2007	0.0036	
12/13/2007	<0.02	
6/20/2008	0.0045	
12/7/2008	0.0031	
7/9/2009	0.004	
12/28/2009	0.0027	
6/22/2010	0.0028	
1/4/2011	0.0027	
7/9/2011	0.0051	
1/21/2012	0.004	
7/11/2012	0.0075	
1/20/2013	0.0034	
7/19/2013	<0.02	
1/15/2014	0.0049	
7/11/2014	0.0038	
1/16/2015	0.0032	
6/20/2015	0.0042	
1/16/2016	0.0042	
6/14/2016	0.0043 (J)	
1/10/2017	0.0084 (J)	
7/17/2017	<0.02	
1/10/2018	<0.02	
7/11/2018	<0.02	
1/29/2019		0.0064 (J)
3/27/2019		<0.02
9/11/2019		0.0089
4/1/2020		0.0066
9/15/2020		0.0049 (J)
3/16/2021		0.0045 (J)
8/17/2021		0.004 (J)

Mann-Whitney (Wilcoxon Rank Sum)

Constituent: Zinc (mg/L) Analysis Run 8/2/2022 4:39 PM View: Appendix I Mann-Whitney

Plant McIntosh Client: Southern Company Data: McIntosh LF4 CCR

	GWA-3	GWA-3
8/25/2004	<0.005	
9/11/2004	<0.005	
9/26/2004	<0.005	
10/13/2004	<0.005	
7/11/2005	<0.005	
12/7/2005	<0.005	
6/22/2006	0.0042	
11/28/2006	0.0048	
7/6/2007	0.045	
12/13/2007	0.005	
6/20/2008	0.012	
12/7/2008	0.042	
7/9/2009	0.0038	
12/28/2009	<0.005	
6/22/2010	<0.005	
1/5/2011	0.057 (O)	
7/9/2011	0.0085	
1/20/2012	0.0057	
7/11/2012	<0.005	
1/19/2013	<0.005	
7/18/2013	0.0028	
1/15/2014	0.0047	
7/11/2014	0.0025	
1/15/2015	0.002 (J)	
6/19/2015	0.0019 (J)	
1/16/2016	0.0033	
6/14/2016	0.0028 (J)	
1/10/2017	0.0079 (J)	
7/18/2017	<0.005	
1/10/2018	<0.005	
7/11/2018	<0.005	
1/29/2019		<0.005
3/27/2019		<0.005
9/11/2019		0.012
4/1/2020		<0.005
9/15/2020		<0.005
3/16/2021		0.0035 (J)
8/17/2021		<0.005

Mann-Whitney (Wilcoxon Rank Sum)

Constituent: Zinc (mg/L) Analysis Run 8/2/2022 4:39 PM View: Appendix I Mann-Whitney

Plant McIntosh Client: Southern Company Data: McIntosh LF4 CCR

	GWC-1	GWC-1
8/25/2004	0.012	
9/11/2004	<0.02	
9/26/2004	<0.02	
7/11/2005	<0.02	
12/7/2005	0.015	
6/22/2006	0.0044	
11/28/2006	0.0034	
7/6/2007	0.0029	
12/13/2007	<0.02	
6/20/2008	0.0035	
12/7/2008	0.0036	
7/9/2009	0.0032	
12/28/2009	0.0032	
6/22/2010	0.0032	
1/4/2011	<0.02	
7/9/2011	0.0076	
1/21/2012	0.0034	
7/11/2012	0.0028	
1/20/2013	0.0032	
7/19/2013	0.0028	
1/15/2014	0.0047	
7/11/2014	0.0041	
1/16/2015	0.0035	
6/20/2015	0.0043	
1/16/2016	0.002 (J)	
6/15/2016	0.0027 (J)	
1/12/2017	<0.02	
7/19/2017	<0.02	
1/11/2018	<0.02	
7/12/2018	<0.02	
1/30/2019		0.0031 (J)
3/27/2019		<0.02
9/11/2019		0.0088
4/1/2020		0.0046 (J)
9/15/2020		0.0049 (J)
3/16/2021		0.0047 (J)
8/18/2021		0.0035 (J)

Mann-Whitney (Wilcoxon Rank Sum)

Constituent: Zinc (mg/L) Analysis Run 8/2/2022 4:39 PM View: Appendix I Mann-Whitney

Plant McIntosh Client: Southern Company Data: McIntosh LF4 CCR

	GWC-10	GWC-10
8/25/2004	<0.005	
9/11/2004	0.01	
9/26/2004	<0.005	
10/13/2004	<0.005	
7/11/2005	<0.005	
12/7/2005	<0.005	
6/22/2006	0.0034	
11/28/2006	0.019	
7/6/2007	<0.005	
12/13/2007	<0.005	
6/20/2008	0.0039	
12/7/2008	<0.005	
7/10/2009	<0.005	
12/29/2009	<0.005	
6/22/2010	<0.005	
1/4/2011	<0.005	
7/10/2011	0.0026	
1/21/2012	<0.005	
7/11/2012	<0.005	
1/20/2013	<0.005	
7/19/2013	<0.005	
1/16/2014	0.0031	
7/10/2014	0.0012 (J)	
1/16/2015	0.0017 (J)	
6/20/2015	0.0036	
1/16/2016	<0.005	
6/16/2016	<0.005	
1/12/2017	<0.005	
7/24/2017	<0.005	
1/11/2018	<0.005	
7/12/2018	<0.005	
1/30/2019		<0.005
3/27/2019		<0.005
9/11/2019		0.0058
4/1/2020		<0.005
9/15/2020		0.0043 (J)
3/16/2021		<0.005
8/18/2021		<0.005

Mann-Whitney (Wilcoxon Rank Sum)

Constituent: Zinc (mg/L) Analysis Run 8/2/2022 4:39 PM View: Appendix I Mann-Whitney

Plant McIntosh Client: Southern Company Data: McIntosh LF4 CCR

	GWC-11	GWC-11
8/25/2004	<0.005	
9/11/2004	<0.005	
9/26/2004	<0.005	
10/13/2004	<0.005	
7/11/2005	<0.005	
12/7/2005	<0.005	
6/22/2006	0.0025	
11/28/2006	0.0026	
7/6/2007	0.0025	
12/13/2007	<0.005	
6/20/2008	0.0089	
12/7/2008	0.041 (O)	
7/10/2009	<0.005	
12/29/2009	<0.005	
6/22/2010	<0.005	
1/5/2011	<0.005	
7/9/2011	<0.005	
1/21/2012	0.005	
7/11/2012	0.0025	
1/19/2013	<0.005	
7/19/2013	<0.005	
1/15/2014	0.0034	
7/11/2014	0.0019 (J)	
1/16/2015	<0.005	
6/20/2015	<0.005	
1/14/2016	0.0022 (J)	
6/15/2016	0.0028 (J)	
1/12/2017	<0.005	
7/24/2017	<0.005	
1/11/2018	<0.005	
7/12/2018	<0.005	
1/30/2019		<0.005
3/27/2019		<0.005
9/11/2019		0.005
4/2/2020		0.0049 (J)
9/15/2020		<0.005
3/17/2021		0.0032 (J)
8/18/2021		<0.005

Mann-Whitney (Wilcoxon Rank Sum)

Constituent: Zinc (mg/L) Analysis Run 8/2/2022 4:39 PM View: Appendix I Mann-Whitney

Plant McIntosh Client: Southern Company Data: McIntosh LF4 CCR

	GWC-12	GWC-12
8/25/2004	<0.005	
9/11/2004	0.01	
9/26/2004	<0.005	
10/13/2004	<0.005	
7/11/2005	<0.005	
12/7/2005	<0.005	
6/22/2006	0.0038	
11/28/2006	0.007	
7/6/2007	0.0025	
12/13/2007	0.0032	
6/20/2008	0.0044	
12/7/2008	0.0042	
7/10/2009	0.0025	
12/28/2009	0.0027	
6/22/2010	<0.005	
1/4/2011	0.0033	
7/9/2011	0.0043	
1/20/2012	0.0038	
7/11/2012	0.0035	
1/19/2013	0.0028	
7/18/2013	0.0028	
1/15/2014	0.0053	
7/11/2014	0.0034	
1/15/2015	0.003	
6/19/2015	0.0035	
1/16/2016	0.0023 (J)	
6/15/2016	0.0031 (J)	
1/12/2017	<0.005	
7/20/2017	<0.005	
1/11/2018	<0.005	
7/12/2018	<0.005	
1/30/2019		<0.005
3/27/2019		<0.005
9/11/2019		0.0066
4/1/2020		<0.005
9/16/2020		0.0033 (J)
3/16/2021		<0.005
8/18/2021		0.0081

Mann-Whitney (Wilcoxon Rank Sum)

Constituent: Zinc (mg/L) Analysis Run 8/2/2022 4:39 PM View: Appendix I Mann-Whitney
Plant McIntosh Client: Southern Company Data: McIntosh LF4 CCR

	GWA-15	GWA-15
12/7/2015	0.0052	
12/15/2015	0.0046	
12/28/2015	0.0042	
1/13/2016	0.0038	
1/25/2016	0.0036	
6/15/2016	0.0028 (J)	
1/11/2017	0.014 (J)	
7/19/2017	<0.005	
1/11/2018	<0.005	
7/11/2018	<0.005	
1/29/2019		0.0059 (J)
3/26/2019		<0.005
9/11/2019		0.0062
4/1/2020		<0.005
9/15/2020		0.0033 (J)
3/17/2021		0.0063
8/19/2021		<0.005

Mann-Whitney (Wilcoxon Rank Sum)

Constituent: Zinc (mg/L) Analysis Run 8/2/2022 4:39 PM View: Appendix I Mann-Whitney
Plant McIntosh Client: Southern Company Data: McIntosh LF4 CCR

	GWC-17	GWC-17
12/8/2015	0.0058	
12/14/2015	0.006	
12/28/2015	0.0058	
1/13/2016	0.0056	
1/26/2016	0.0046	
6/15/2016	0.0053 (J)	
1/11/2017	0.018 (J)	
7/19/2017	<0.02	
1/11/2018	<0.02	
7/11/2018	<0.02	
1/29/2019		0.0059 (J)
3/27/2019		<0.02
9/11/2019		0.013
4/1/2020		0.005
9/15/2020		0.0052
3/16/2021		0.006
8/19/2021		0.013

Mann-Whitney (Wilcoxon Rank Sum)

Constituent: Zinc (mg/L) Analysis Run 8/2/2022 4:39 PM View: Appendix I Mann-Whitney
Plant McIntosh Client: Southern Company Data: McIntosh LF4 CCR

	GWC-18	GWC-18
12/8/2015	0.0017 (J)	
12/14/2015	0.0028	
12/28/2015	0.0024 (J)	
1/14/2016	0.0036	
1/26/2016	0.0036	
6/16/2016	0.0052 (J)	
1/11/2017	0.025	
7/25/2017	<0.005	
1/12/2018	<0.005	
7/11/2018	<0.005	
1/30/2019	0.5 (o)	
3/27/2019		<0.005
9/11/2019		0.0058
4/1/2020		<0.005
9/15/2020		0.0032 (J)
3/17/2021		0.0032 (J)
8/19/2021		0.015

Mann-Whitney (Wilcoxon Rank Sum)

Constituent: Zinc (mg/L) Analysis Run 8/2/2022 4:39 PM View: Appendix I Mann-Whitney
Plant McIntosh Client: Southern Company Data: McIntosh LF4 CCR

	GWC-19	GWC-19
12/8/2015	0.0035	
12/15/2015	0.0028	
12/28/2015	0.0023 (J)	
1/14/2016	0.012	
1/26/2016	0.0034	
6/16/2016	0.0026 (J)	
1/16/2017	<0.005	
7/25/2017	<0.005	
1/12/2018	<0.005	
7/11/2018	<0.005	
1/29/2019		0.0051 (J)
3/27/2019		<0.005
9/11/2019		0.0046 (J)
4/1/2020		<0.005
9/16/2020		0.004 (J)
3/16/2021		<0.005
8/19/2021		0.017

Mann-Whitney (Wilcoxon Rank Sum)

Constituent: Zinc (mg/L) Analysis Run 8/2/2022 4:39 PM View: Appendix I Mann-Whitney
Plant McIntosh Client: Southern Company Data: McIntosh LF4 CCR

	GWC-20	GWC-20
12/9/2015	0.0035	
12/14/2015	0.0056	
12/29/2015	0.0084	
1/14/2016	0.0048	
1/25/2016	0.0069	
6/16/2016	0.0048 (J)	
1/13/2017	<0.005	
7/25/2017	<0.005	
1/12/2018	<0.005	
7/11/2018	<0.005	
1/29/2019		<0.005
3/27/2019		<0.005
9/11/2019		0.0073
4/1/2020		<0.005
9/15/2020		0.0044 (J)
3/16/2021		<0.005
8/19/2021		<0.005

Mann-Whitney (Wilcoxon Rank Sum)

Constituent: Zinc (mg/L) Analysis Run 8/2/2022 4:39 PM View: Appendix I Mann-Whitney
Plant McIntosh Client: Southern Company Data: McIntosh LF4 CCR

	GWC-21	GWC-21
12/9/2015	0.0016 (J)	
12/14/2015	0.0015 (J)	
12/29/2015	<0.005	
1/14/2016	0.0052	
1/25/2016	0.0017 (J)	
6/16/2016	0.0097 (J)	
1/12/2017	<0.005	
7/25/2017	<0.005	
1/11/2018	<0.005	
7/11/2018	<0.005	
1/30/2019		0.0025 (J)
3/27/2019		<0.005
9/11/2019		0.0063
4/1/2020		0.0032 (J)
9/15/2020		<0.005
3/17/2021		<0.005
8/19/2021		<0.005

Mann-Whitney (Wilcoxon Rank Sum)

Constituent: Zinc (mg/L) Analysis Run 8/2/2022 4:39 PM View: Appendix I Mann-Whitney
Plant McIntosh Client: Southern Company Data: McIntosh LF4 CCR

	GWC-23	GWC-23
6/16/2016	0.0098 (J)	
1/17/2017	<0.02	
7/25/2017	0.0069 (J)	
1/12/2018	<0.02	
7/12/2018	<0.02	
1/30/2019		0.0049 (J)
3/27/2019		<0.02
9/11/2019		0.0086
4/1/2020		0.0033 (J)
9/15/2020		0.004 (J)
3/17/2021		0.0033 (J)
8/19/2021		0.0081

Mann-Whitney (Wilcoxon Rank Sum)

Constituent: Zinc (mg/L) Analysis Run 8/2/2022 4:39 PM View: Appendix I Mann-Whitney

Plant McIntosh Client: Southern Company Data: McIntosh LF4 CCR

	GWA-4A	GWA-4A
8/25/2004	<0.02	
9/11/2004	<0.02	
9/26/2004	<0.02	
10/13/2004	<0.02	
7/11/2005	<0.02	
12/7/2005	0.06 (O)	
6/22/2006	0.0061	
11/28/2006	0.0064	
7/6/2007	0.011	
12/13/2007	0.0061	
6/20/2008	0.009	
12/7/2008	0.0071	
7/9/2009	0.0059	
12/30/2009	0.0038	
6/22/2010	0.0044	
1/4/2011	0.0038	
7/10/2011	0.005	
1/21/2012	0.0074	
7/11/2012	0.0047	
1/20/2013	<0.02	
7/19/2013	0.0032	
1/16/2014	0.019	
7/10/2014	0.0038	
1/16/2015	0.0045	
6/20/2015	0.0023 (J)	
1/14/2016	0.0024 (J)	
6/14/2016	0.0053 (J)	
1/10/2017	<0.02	
7/18/2017	<0.02	
1/10/2018	<0.02	
7/11/2018	0.0098 (J)	
1/29/2019		0.0064 (J)
3/26/2019		0.01
9/10/2019		0.012
3/31/2020		0.013
9/16/2020		0.011
3/17/2021		0.0039 (J)
8/19/2021		0.004 (J)

Mann-Whitney (Wilcoxon Rank Sum)

Constituent: Zinc (mg/L) Analysis Run 8/2/2022 4:39 PM View: Appendix I Mann-Whitney

Plant McIntosh Client: Southern Company Data: McIntosh LF4 CCR

	GWA-5	GWA-5
8/25/2004	0.017	
9/11/2004	<0.005	
9/26/2004	<0.005	
10/13/2004	<0.005	
7/11/2005	<0.005	
12/7/2005	<0.005	
6/22/2006	0.0033	
11/28/2006	0.0034	
7/6/2007	0.0037	
12/13/2007	<0.005	
6/20/2008	0.0042	
12/7/2008	0.0049	
7/9/2009	0.0032	
12/29/2009	0.0031	
6/22/2010	<0.005	
1/4/2011	0.0029	
7/9/2011	0.0038	
1/21/2012	0.0057	
7/11/2012	0.0032	
1/19/2013	0.0032	
7/18/2013	0.0027	
1/15/2014	0.0059	
7/10/2014	0.0064	
1/15/2015	0.0024 (J)	
6/19/2015	0.0057	
1/14/2016	0.0022 (J)	
6/14/2016	0.0028 (J)	
1/11/2017	0.013 (J)	
7/18/2017	<0.005	
1/10/2018	<0.005	
7/11/2018	<0.005	
1/29/2019		0.0027 (J)
3/26/2019		<0.005
9/10/2019		0.022
3/31/2020		<0.005
9/15/2020		0.0049 (J)
3/17/2021		0.0041 (J)
8/19/2021		<0.005

Mann-Whitney (Wilcoxon Rank Sum)

Constituent: Zinc (mg/L) Analysis Run 8/2/2022 4:39 PM View: Appendix I Mann-Whitney

Plant McIntosh Client: Southern Company Data: McIntosh LF4 CCR

	GWC-9	GWC-9
8/25/2004	<0.005	
9/11/2004	<0.005	
9/26/2004	<0.005	
10/13/2004	<0.005	
7/11/2005	<0.005	
12/7/2005	<0.005	
6/22/2006	<0.005	
11/28/2006	0.0034	
7/6/2007	0.0049	
12/13/2007	<0.005	
6/20/2008	0.006	
12/7/2008	0.0043	
7/9/2009	<0.005	
12/29/2009	0.0061	
6/22/2010	<0.005	
1/5/2011	<0.005	
7/9/2011	0.0077	
1/21/2012	0.0032	
7/11/2012	<0.005	
1/19/2013	<0.005	
7/18/2013	<0.005	
1/15/2014	0.0036	
7/10/2014	0.0024 (J)	
1/16/2015	0.0055	
6/20/2015	<0.005	
1/14/2016	<0.005	
6/15/2016	0.0037 (J)	
1/13/2017	<0.005	
7/24/2017	<0.005	
1/12/2018	<0.005	
7/12/2018	<0.005	
1/30/2019		0.051
3/27/2019		<0.005
9/11/2019		0.0058
4/1/2020		<0.005
9/16/2020		0.0035 (J)
3/17/2021		<0.005
8/19/2021		<0.005

FIGURE E.

Appendix III Welch's t-test/Mann-Whitney - Significant Results

Plant McIntosh Client: Southern Company Data: McIntosh LF4 CCR Printed 8/2/2022, 4:43 PM

<u>Constituent</u>	<u>Well</u>	<u>Calc.</u>	<u>0.01</u>	<u>Method</u>
Sulfate (mg/L)	GWC-18 (bg)	-2.822	Yes	Mann-W
Sulfate (mg/L)	GWC-23	-2.731	Yes	Mann-W

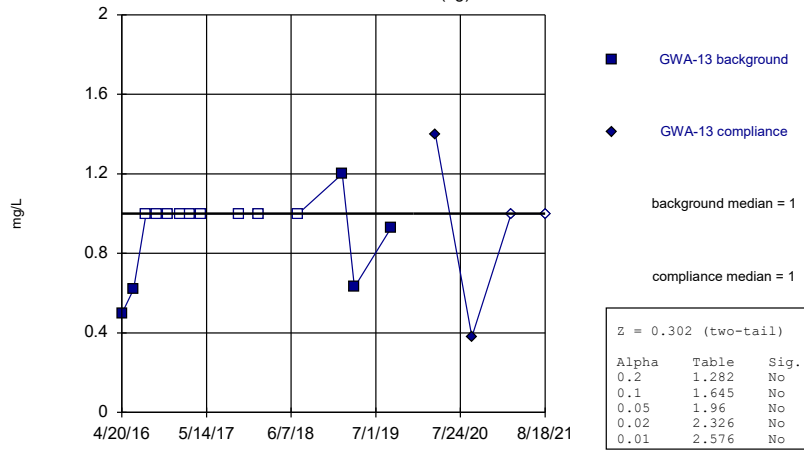
Appendix III Welch's t-test/Mann-Whitney - All Results

Plant McIntosh Client: Southern Company Data: McIntosh LF4 CCR Printed 8/2/2022, 4:43 PM

<u>Constituent</u>	<u>Well</u>	<u>Calc.</u>	<u>0.01</u>	<u>Method</u>
Sulfate (mg/L)	GWA-13 (bg)	0.302	No	Mann-W
Sulfate (mg/L)	GWA-14 (bg)	-0.9663	No	Mann-W
Sulfate (mg/L)	GWA-16 (bg)	-1.075	No	Mann-W
Sulfate (mg/L)	GWA-2 (bg)	0	No	Mann-W
Sulfate (mg/L)	GWA-3 (bg)	-0.398	No	Mann-W
Sulfate (mg/L)	GWC-1	0.3752	No	Mann-W
Sulfate (mg/L)	GWC-10	-1.224	No	Mann-W
Sulfate (mg/L)	GWC-11	-0.2662	No	Mann-W
Sulfate (mg/L)	GWC-12	-0.8222	No	Mann-W
Sulfate (mg/L)	GWA-15 (bg)	-1.632	No	Mann-W
Sulfate (mg/L)	GWC-17 (bg)	-1.192	No	Mann-W
Sulfate (mg/L)	GWC-18 (bg)	-2.822	Yes	Mann-W
Sulfate (mg/L)	GWC-19	0.3738	No	Mann-W
Sulfate (mg/L)	GWC-20	-1.544	No	Mann-W
Sulfate (mg/L)	GWC-21	-1.925	No	Mann-W
Sulfate (mg/L)	GWC-23	-2.731	Yes	Mann-W
Sulfate (mg/L)	GWA-4A (bg)	-1.913	No	Mann-W
Sulfate (mg/L)	GWA-5 (bg)	0.2016	No	Mann-W
Sulfate (mg/L)	GWC-9	0.05473	No	Mann-W

Mann-Whitney (Wilcoxon Rank Sum)

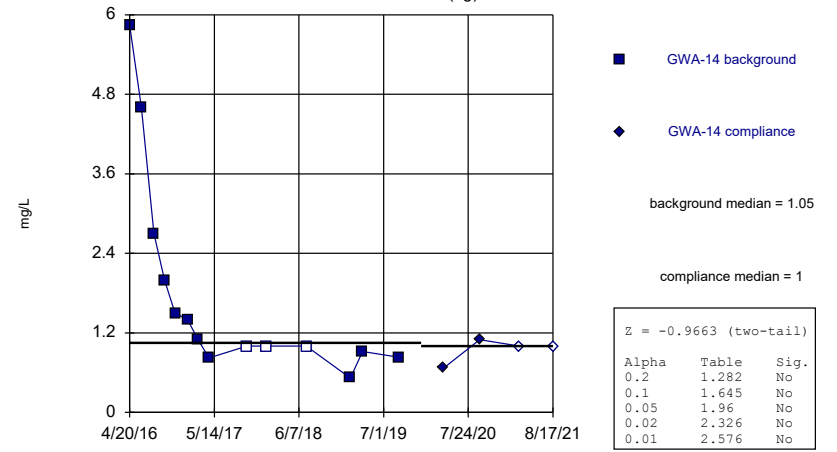
GWA-13 (bg)



Constituent: Sulfate Analysis Run 8/2/2022 4:40 PM View: Appendix III - Mann-Whitney
Plant McIntosh Client: Southern Company Data: McIntosh LF4 CCR

Mann-Whitney (Wilcoxon Rank Sum)

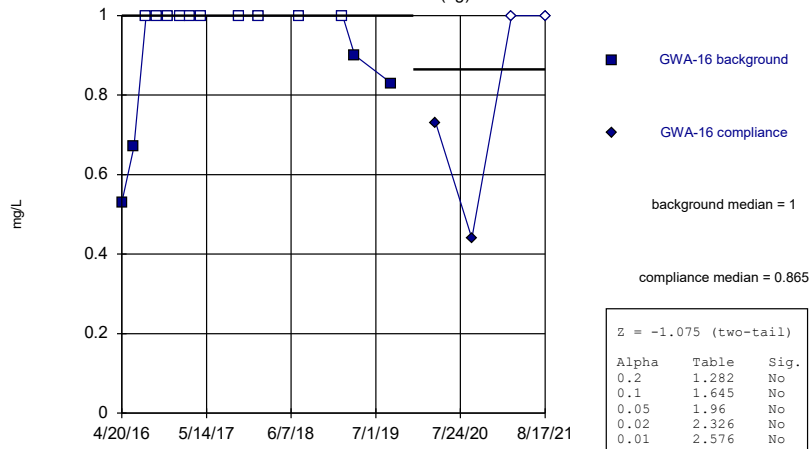
GWA-14 (bg)



Constituent: Sulfate Analysis Run 8/2/2022 4:40 PM View: Appendix III - Mann-Whitney
Plant McIntosh Client: Southern Company Data: McIntosh LF4 CCR

Mann-Whitney (Wilcoxon Rank Sum)

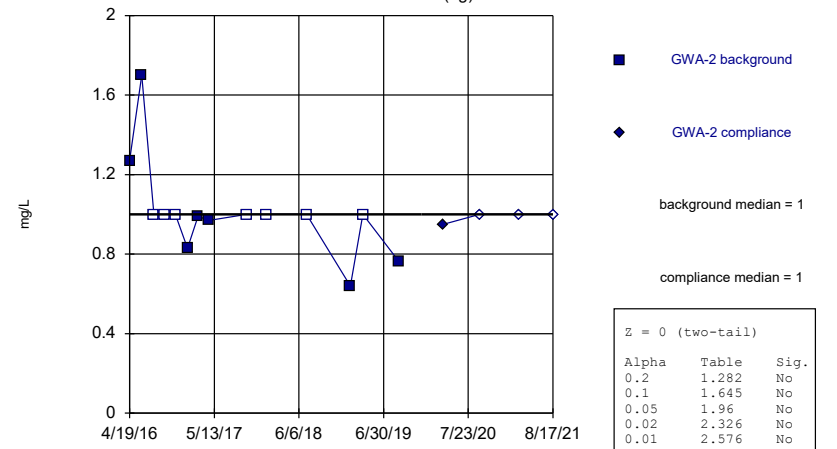
GWA-16 (bg)



Constituent: Sulfate Analysis Run 8/2/2022 4:40 PM View: Appendix III - Mann-Whitney
Plant McIntosh Client: Southern Company Data: McIntosh LF4 CCR

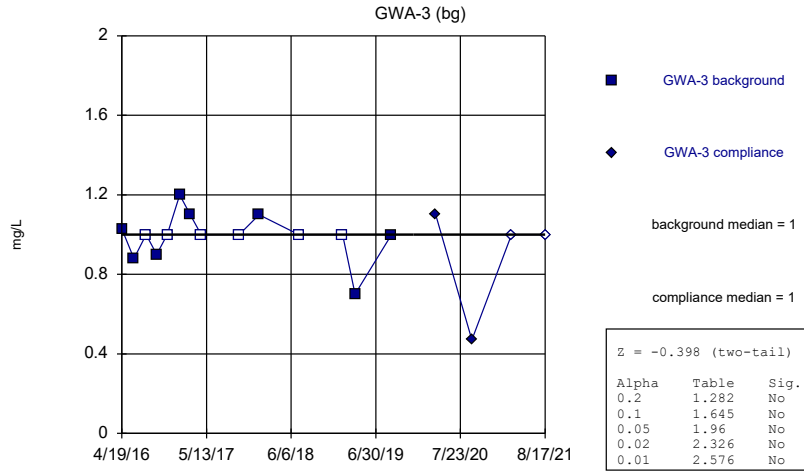
Mann-Whitney (Wilcoxon Rank Sum)

GWA-2 (bg)



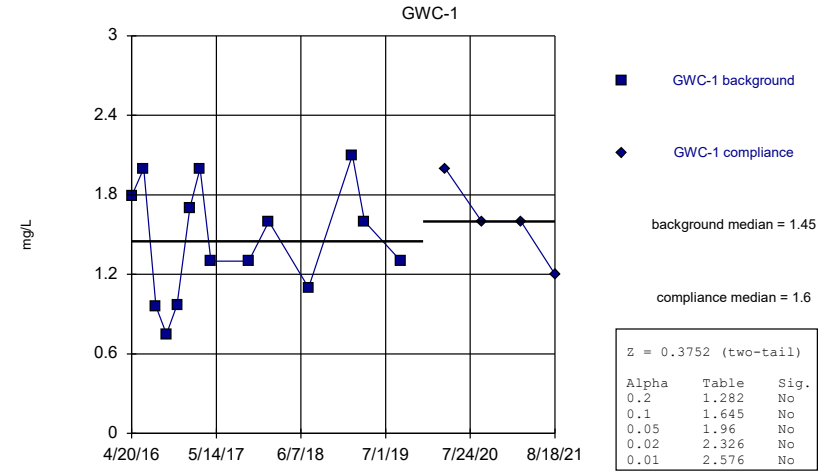
Constituent: Sulfate Analysis Run 8/2/2022 4:40 PM View: Appendix III - Mann-Whitney
Plant McIntosh Client: Southern Company Data: McIntosh LF4 CCR

Mann-Whitney (Wilcoxon Rank Sum)



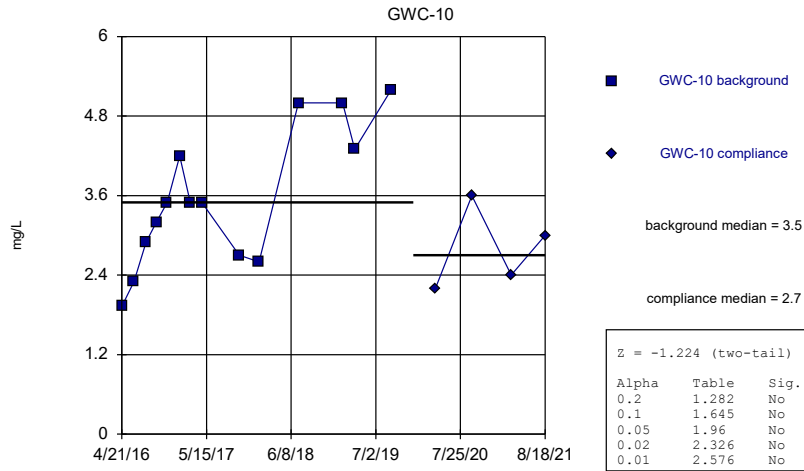
Constituent: Sulfate Analysis Run 8/2/2022 4:40 PM View: Appendix III - Mann-Whitney
 Plant McIntosh Client: Southern Company Data: McIntosh LF4 CCR

Mann-Whitney (Wilcoxon Rank Sum)



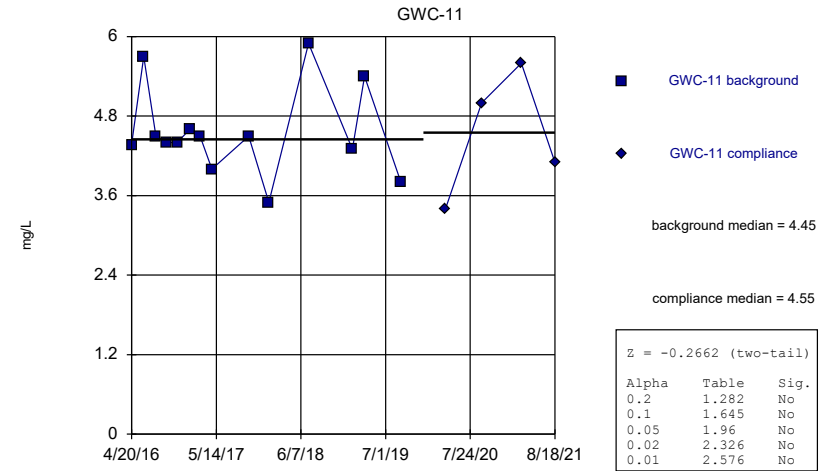
Constituent: Sulfate Analysis Run 8/2/2022 4:40 PM View: Appendix III - Mann-Whitney
 Plant McIntosh Client: Southern Company Data: McIntosh LF4 CCR

Mann-Whitney (Wilcoxon Rank Sum)

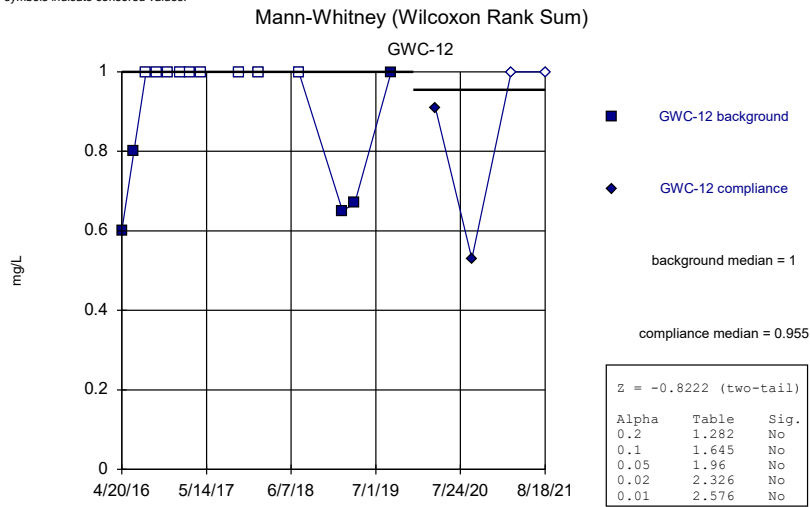


Constituent: Sulfate Analysis Run 8/2/2022 4:40 PM View: Appendix III - Mann-Whitney
 Plant McIntosh Client: Southern Company Data: McIntosh LF4 CCR

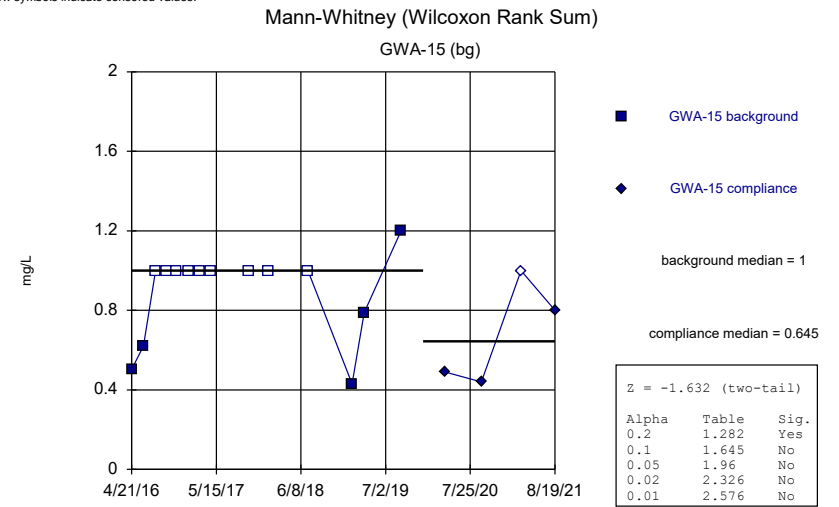
Mann-Whitney (Wilcoxon Rank Sum)



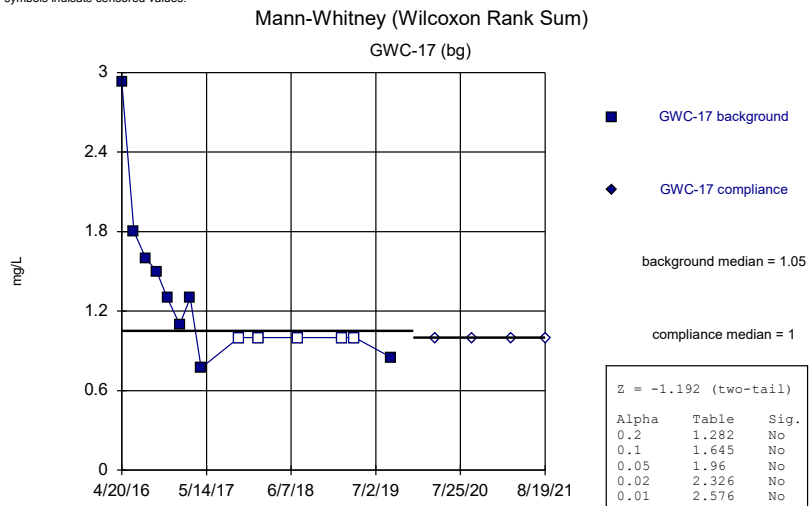
Constituent: Sulfate Analysis Run 8/2/2022 4:40 PM View: Appendix III - Mann-Whitney
 Plant McIntosh Client: Southern Company Data: McIntosh LF4 CCR



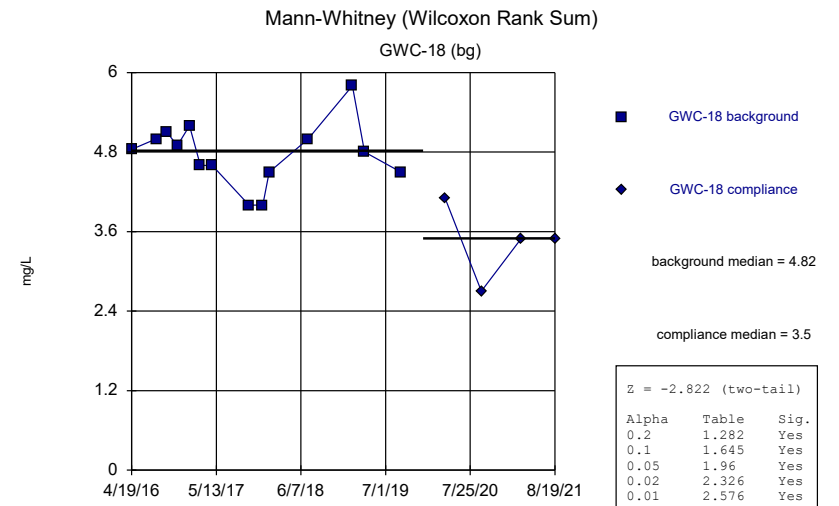
Constituent: Sulfate Analysis Run 8/2/2022 4:40 PM View: Appendix III - Mann-Whitney
Plant McIntosh Client: Southern Company Data: McIntosh LF4 CCR



Constituent: Sulfate Analysis Run 8/2/2022 4:40 PM View: Appendix III - Mann-Whitney
Plant McIntosh Client: Southern Company Data: McIntosh LF4 CCR

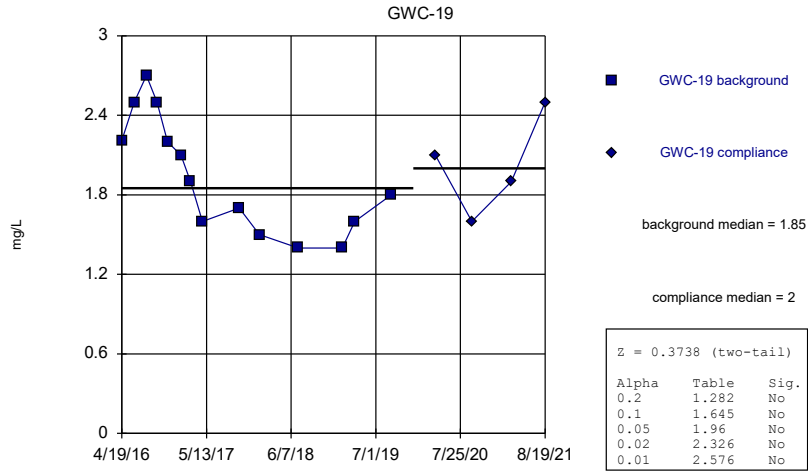


Constituent: Sulfate Analysis Run 8/2/2022 4:40 PM View: Appendix III - Mann-Whitney
Plant McIntosh Client: Southern Company Data: McIntosh LF4 CCR



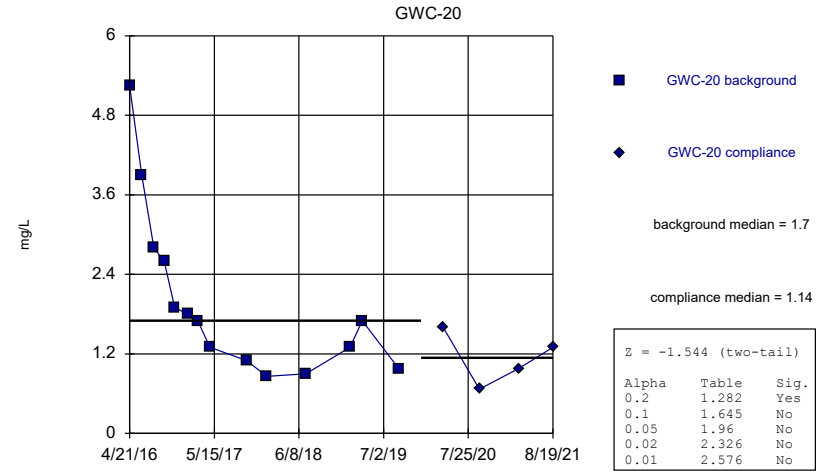
Constituent: Sulfate Analysis Run 8/2/2022 4:40 PM View: Appendix III - Mann-Whitney
Plant McIntosh Client: Southern Company Data: McIntosh LF4 CCR

Mann-Whitney (Wilcoxon Rank Sum)



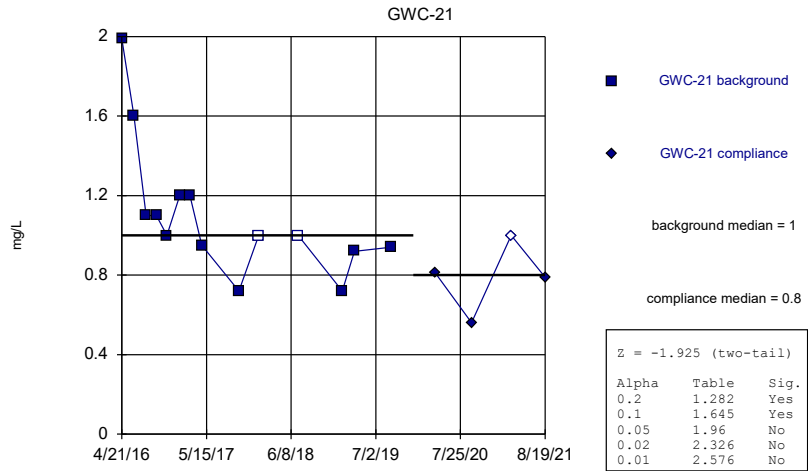
Constituent: Sulfate Analysis Run 8/2/2022 4:40 PM View: Appendix III - Mann-Whitney
Plant McIntosh Client: Southern Company Data: McIntosh LF4 CCR

Mann-Whitney (Wilcoxon Rank Sum)



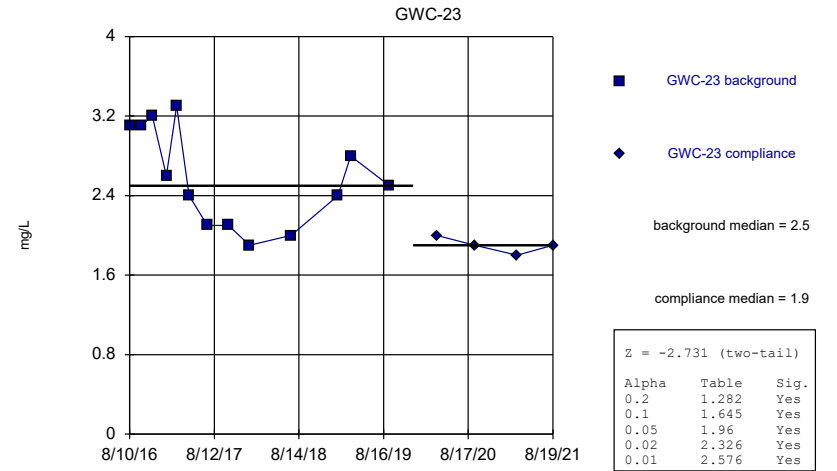
Constituent: Sulfate Analysis Run 8/2/2022 4:40 PM View: Appendix III - Mann-Whitney
Plant McIntosh Client: Southern Company Data: McIntosh LF4 CCR

Mann-Whitney (Wilcoxon Rank Sum)



Constituent: Sulfate Analysis Run 8/2/2022 4:40 PM View: Appendix III - Mann-Whitney
Plant McIntosh Client: Southern Company Data: McIntosh LF4 CCR

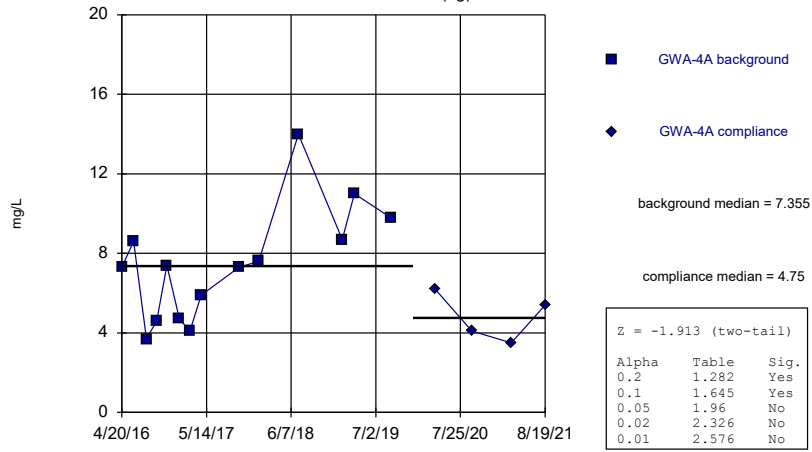
Mann-Whitney (Wilcoxon Rank Sum)



Constituent: Sulfate Analysis Run 8/2/2022 4:40 PM View: Appendix III - Mann-Whitney
Plant McIntosh Client: Southern Company Data: McIntosh LF4 CCR

Mann-Whitney (Wilcoxon Rank Sum)

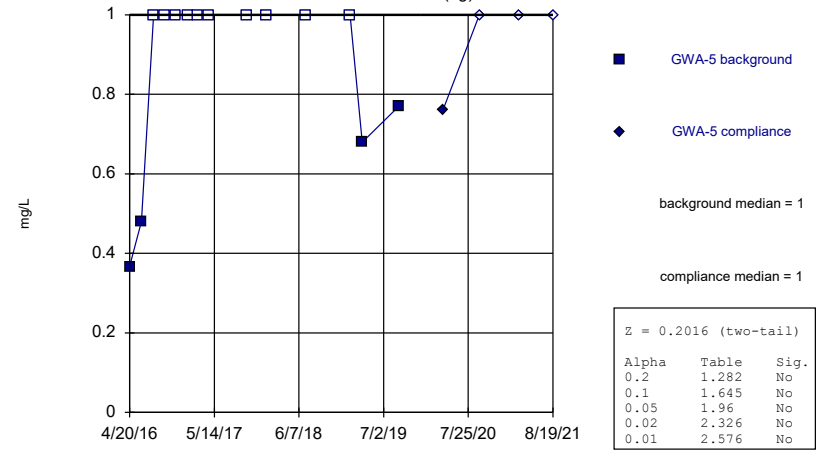
GWA-4A (bg)



Constituent: Sulfate Analysis Run 8/2/2022 4:40 PM View: Appendix III - Mann-Whitney
 Plant McIntosh Client: Southern Company Data: McIntosh LF4 CCR

Mann-Whitney (Wilcoxon Rank Sum)

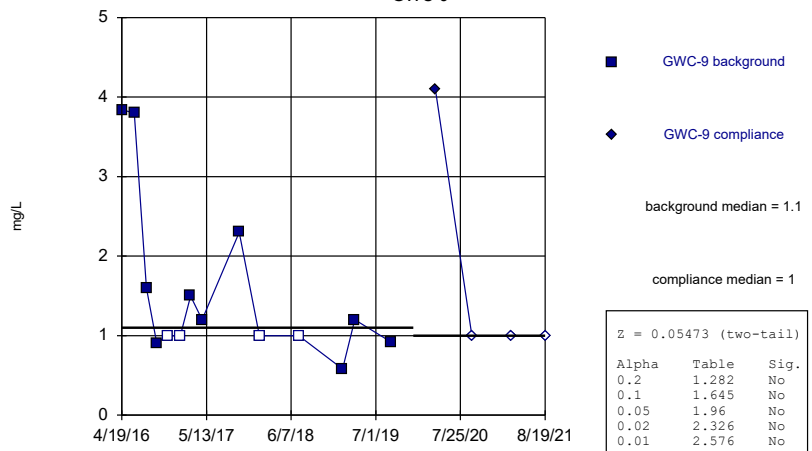
GWA-5 (bg)



Constituent: Sulfate Analysis Run 8/2/2022 4:40 PM View: Appendix III - Mann-Whitney
 Plant McIntosh Client: Southern Company Data: McIntosh LF4 CCR

Mann-Whitney (Wilcoxon Rank Sum)

GWC-9



Constituent: Sulfate Analysis Run 8/2/2022 4:40 PM View: Appendix III - Mann-Whitney
 Plant McIntosh Client: Southern Company Data: McIntosh LF4 CCR

Mann-Whitney (Wilcoxon Rank Sum)

Constituent: Sulfate (mg/L) Analysis Run 8/2/2022 4:43 PM View: Appendix III - Mann-Whitney
Plant McIntosh Client: Southern Company Data: McIntosh LF4 CCR

	GWA-13	GWA-13
4/20/2016	0.496 (J)	
6/14/2016	0.62 (J)	
8/9/2016	<1	
9/27/2016	<1	
11/15/2016	<1	
1/12/2017	<1	
2/28/2017	<1	
4/20/2017	<1	
10/11/2017	<1	
1/10/2018	<1	
7/11/2018	<1	
1/29/2019	1.2	
3/26/2019	0.63	
9/10/2019	0.93 (J)	
3/31/2020		1.4
9/15/2020		0.38 (J)
3/16/2021		<1
8/18/2021		<1

Mann-Whitney (Wilcoxon Rank Sum)

Constituent: Sulfate (mg/L) Analysis Run 8/2/2022 4:43 PM View: Appendix III - Mann-Whitney
Plant McIntosh Client: Southern Company Data: McIntosh LF4 CCR

	GWA-14	GWA-14
4/20/2016	5.85	
6/14/2016	4.6	
8/9/2016	2.7	
9/27/2016	2	
11/15/2016	1.5	
1/11/2017	1.4	
2/28/2017	1.1	
4/20/2017	0.82 (J)	
10/11/2017	<1	
1/11/2018	<1	
7/11/2018	<1	
1/29/2019	0.52 (J)	
3/26/2019	0.92	
9/10/2019	0.83 (J)	
4/1/2020		0.67 (J)
9/15/2020		1.1
3/16/2021		<1
8/17/2021		<1

Mann-Whitney (Wilcoxon Rank Sum)

Constituent: Sulfate (mg/L) Analysis Run 8/2/2022 4:43 PM View: Appendix III - Mann-Whitney
Plant McIntosh Client: Southern Company Data: McIntosh LF4 CCR

	GWA-16	GWA-16
4/20/2016	0.53 (J)	
6/15/2016	0.67 (J)	
8/9/2016	<1	
9/27/2016	<1	
11/15/2016	<1	
1/11/2017	<1	
3/1/2017	<1	
4/20/2017	<1	
10/11/2017	<1	
1/11/2018	<1	
7/11/2018	<1	
1/29/2019	<1	
3/26/2019	0.9	
9/10/2019	0.83 (J)	
4/1/2020		0.73 (J)
9/15/2020		0.44 (J)
3/16/2021		<1
8/17/2021		<1

Mann-Whitney (Wilcoxon Rank Sum)

Constituent: Sulfate (mg/L) Analysis Run 8/2/2022 4:43 PM View: Appendix III - Mann-Whitney
Plant McIntosh Client: Southern Company Data: McIntosh LF4 CCR

	GWA-2	GWA-2
4/19/2016	1.27	
6/14/2016	1.7	
8/9/2016	<1	
9/26/2016	<1	
11/15/2016	<1	
1/10/2017	0.83 (J)	
2/28/2017	0.99 (J)	
4/19/2017	0.97 (J)	
10/10/2017	<1	
1/10/2018	<1	
7/11/2018	<1	
1/29/2019	0.64 (J)	
3/27/2019	<1	
9/11/2019	0.76 (J)	
4/1/2020		0.95 (J)
9/15/2020		<1
3/16/2021		<1
8/17/2021		<1

Mann-Whitney (Wilcoxon Rank Sum)

Constituent: Sulfate (mg/L) Analysis Run 8/2/2022 4:43 PM View: Appendix III - Mann-Whitney
Plant McIntosh Client: Southern Company Data: McIntosh LF4 CCR

	GWA-3	GWA-3
4/19/2016	1.03	
6/14/2016	0.88 (J)	
8/9/2016	<1	
9/27/2016	0.9 (J)	
11/14/2016	<1	
1/10/2017	1.2	
2/28/2017	1.1	
4/19/2017	<1	
10/11/2017	<1	
1/10/2018	1.1	
7/11/2018	<1	
1/29/2019	<1	
3/27/2019	0.7	
9/11/2019	1	
4/1/2020		1.1
9/15/2020		0.47 (J)
3/16/2021		<1
8/17/2021		<1

Mann-Whitney (Wilcoxon Rank Sum)

Constituent: Sulfate (mg/L) Analysis Run 8/2/2022 4:43 PM View: Appendix III - Mann-Whitney
Plant McIntosh Client: Southern Company Data: McIntosh LF4 CCR

	GWC-1	GWC-1
4/20/2016	1.79	
6/15/2016	2	
8/10/2016	0.96 (J)	
9/27/2016	0.75 (J)	
11/15/2016	0.97 (J)	
1/12/2017	1.7	
3/1/2017	2	
4/20/2017	1.3	
10/11/2017	1.3	
1/11/2018	1.6	
7/12/2018	1.1	
1/30/2019	2.1	
3/27/2019	1.6	
9/11/2019	1.3	
4/1/2020		2
9/15/2020		1.6
3/16/2021		1.6
8/18/2021		1.2

Mann-Whitney (Wilcoxon Rank Sum)

Constituent: Sulfate (mg/L) Analysis Run 8/2/2022 4:43 PM View: Appendix III - Mann-Whitney
Plant McIntosh Client: Southern Company Data: McIntosh LF4 CCR

	GWC-10	GWC-10
4/21/2016	1.93	
6/16/2016	2.3	
8/10/2016	2.9	
9/27/2016	3.2	
11/15/2016	3.5	
1/12/2017	4.2	
3/1/2017	3.5	
4/24/2017	3.5	
10/12/2017	2.7	
1/11/2018	2.6	
7/12/2018	5	
1/30/2019	5	
3/27/2019	4.3	
9/11/2019	5.2	
4/1/2020		2.2
9/15/2020		3.6
3/16/2021		2.4
8/18/2021		3

Mann-Whitney (Wilcoxon Rank Sum)

Constituent: Sulfate (mg/L) Analysis Run 8/2/2022 4:43 PM View: Appendix III - Mann-Whitney
Plant McIntosh Client: Southern Company Data: McIntosh LF4 CCR

	GWC-11	GWC-11
4/20/2016	4.37	
6/15/2016	5.7	
8/10/2016	4.5	
9/27/2016	4.4	
11/15/2016	4.4	
1/12/2017	4.6	
3/1/2017	4.5	
4/24/2017	4	
10/11/2017	4.5	
1/11/2018	3.5	
7/12/2018	5.9	
1/30/2019	4.3	
3/27/2019	5.4	
9/11/2019	3.8	
4/2/2020		3.4
9/15/2020		5
3/17/2021		5.6
8/18/2021		4.1

Mann-Whitney (Wilcoxon Rank Sum)

Constituent: Sulfate (mg/L) Analysis Run 8/2/2022 4:43 PM View: Appendix III - Mann-Whitney
Plant McIntosh Client: Southern Company Data: McIntosh LF4 CCR

	GWC-12	GWC-12
4/20/2016	0.601 (J)	
6/15/2016	0.8 (J)	
8/10/2016	<1	
9/27/2016	<1	
11/15/2016	<1	
1/12/2017	<1	
3/1/2017	<1	
4/20/2017	<1	
10/12/2017	<1	
1/11/2018	<1	
7/12/2018	<1	
1/30/2019	0.65 (J)	
3/27/2019	0.67	
9/11/2019	1	
4/1/2020		0.91 (J)
9/16/2020		0.53 (J)
3/16/2021		<1
8/18/2021		<1

Mann-Whitney (Wilcoxon Rank Sum)

Constituent: Sulfate (mg/L) Analysis Run 8/2/2022 4:43 PM View: Appendix III - Mann-Whitney
Plant McIntosh Client: Southern Company Data: McIntosh LF4 CCR

	GWA-15	GWA-15
4/21/2016	0.503 (J)	
6/15/2016	0.62 (J)	
8/9/2016	<1	
9/27/2016	<1	
11/15/2016	<1	
1/11/2017	<1	
2/28/2017	<1	
4/20/2017	<1	
10/11/2017	<1	
1/11/2018	<1	
7/11/2018	<1	
1/29/2019	0.43 (J)	
3/26/2019	0.79	
9/11/2019	1.2	
4/1/2020		0.49 (J)
9/15/2020		0.44 (J)
3/17/2021		<1
8/19/2021		0.8 (J)

Mann-Whitney (Wilcoxon Rank Sum)

Constituent: Sulfate (mg/L) Analysis Run 8/2/2022 4:43 PM View: Appendix III - Mann-Whitney
Plant McIntosh Client: Southern Company Data: McIntosh LF4 CCR

	GWC-17	GWC-17
4/20/2016	2.93	
6/15/2016	1.8	
8/9/2016	1.6	
9/27/2016	1.5	
11/15/2016	1.3	
1/11/2017	1.1	
3/1/2017	1.3	
4/20/2017	0.77 (J)	
10/11/2017	<1	
1/11/2018	<1	
7/11/2018	<1	
1/29/2019	<1	
3/27/2019	<1	
9/11/2019	0.85 (J)	
4/1/2020		<1
9/15/2020		<1
3/16/2021		<1
8/19/2021		<1

Mann-Whitney (Wilcoxon Rank Sum)

Constituent: Sulfate (mg/L) Analysis Run 8/2/2022 4:43 PM View: Appendix III - Mann-Whitney
Plant McIntosh Client: Southern Company Data: McIntosh LF4 CCR

	GWC-18	GWC-18
4/19/2016	4.84	
6/16/2016	9 (O)	
8/11/2016	5	
9/28/2016	5.1	
11/16/2016	4.9	
1/11/2017	5.2	
3/1/2017	4.6	
4/25/2017	4.6	
10/12/2017	4	
12/13/2017	4	
1/12/2018	4.5	
7/11/2018	5	
1/30/2019	5.8	
3/27/2019	4.8	
9/11/2019	4.5	
4/1/2020		4.1
9/15/2020		2.7
3/17/2021		3.5
8/19/2021		3.5

Mann-Whitney (Wilcoxon Rank Sum)

Constituent: Sulfate (mg/L) Analysis Run 8/2/2022 4:43 PM View: Appendix III - Mann-Whitney
Plant McIntosh Client: Southern Company Data: McIntosh LF4 CCR

	GWC-19	GWC-19
4/19/2016	2.21	
6/16/2016	2.5	
8/10/2016	2.7	
9/28/2016	2.5	
11/15/2016	2.2	
1/16/2017	2.1	
3/1/2017	1.9	
4/25/2017	1.6	
10/12/2017	1.7	
1/12/2018	1.5	
7/11/2018	1.4	
1/29/2019	1.4	
3/27/2019	1.6	
9/11/2019	1.8	
4/1/2020		2.1
9/16/2020		1.6
3/16/2021		1.9
8/19/2021		2.5

Mann-Whitney (Wilcoxon Rank Sum)

Constituent: Sulfate (mg/L) Analysis Run 8/2/2022 4:43 PM View: Appendix III - Mann-Whitney
Plant McIntosh Client: Southern Company Data: McIntosh LF4 CCR

	GWC-20	GWC-20
4/21/2016	5.25	
6/16/2016	3.9	
8/10/2016	2.8	
9/27/2016	2.6	
11/15/2016	1.9	
1/13/2017	1.8	
3/1/2017	1.7	
4/25/2017	1.3	
10/12/2017	1.1	
1/12/2018	0.86 (J)	
7/11/2018	0.9 (J)	
1/29/2019	1.3	
3/27/2019	1.7	
9/11/2019	0.97 (J)	
4/1/2020		1.6
9/15/2020		0.67 (J)
3/16/2021		0.98 (J)
8/19/2021		1.3

Mann-Whitney (Wilcoxon Rank Sum)

Constituent: Sulfate (mg/L) Analysis Run 8/2/2022 4:43 PM View: Appendix III - Mann-Whitney
Plant McIntosh Client: Southern Company Data: McIntosh LF4 CCR

	GWC-21	GWC-21
4/21/2016	1.99	
6/16/2016	1.6	
8/10/2016	1.1	
9/27/2016	1.1	
11/15/2016	1	
1/12/2017	1.2	
3/1/2017	1.2	
4/24/2017	0.95 (J)	
10/12/2017	0.72 (J)	
1/11/2018	<1	
7/11/2018	<1	
1/30/2019	0.72 (J)	
3/27/2019	0.92	
9/11/2019	0.94 (J)	
4/1/2020		0.81 (J)
9/15/2020		0.56 (J)
3/17/2021		<1
8/19/2021		0.79 (J)

Mann-Whitney (Wilcoxon Rank Sum)

Constituent: Sulfate (mg/L) Analysis Run 8/2/2022 4:43 PM View: Appendix III - Mann-Whitney
Plant McIntosh Client: Southern Company Data: McIntosh LF4 CCR

	GWC-23	GWC-23
6/16/2016	9.2 (o)	
8/10/2016	3.1	
9/28/2016	3.1	
11/16/2016	3.2	
1/17/2017	2.6	
3/2/2017	3.3	
4/25/2017	2.4	
7/13/2017	2.1	
10/12/2017	2.1	
1/12/2018	1.9	
7/12/2018	2	
1/30/2019	2.4	
3/27/2019	2.8	
9/11/2019	2.5	
4/1/2020		2
9/15/2020		1.9
3/17/2021		1.8
8/19/2021		1.9

Mann-Whitney (Wilcoxon Rank Sum)

Constituent: Sulfate (mg/L) Analysis Run 8/2/2022 4:43 PM View: Appendix III - Mann-Whitney
Plant McIntosh Client: Southern Company Data: McIntosh LF4 CCR

	GWA-4A	GWA-4A
4/20/2016	7.31	
6/14/2016	8.6	
8/11/2016	3.7	
9/27/2016	4.6	
11/14/2016	7.4	
1/10/2017	4.7	
2/28/2017	4.1	
4/20/2017	5.9	
10/10/2017	7.3	
1/10/2018	7.6	
7/11/2018	14	
1/29/2019	8.7	
3/26/2019	11	
9/10/2019	9.8	
3/31/2020		6.2
9/16/2020		4.1
3/17/2021		3.5
8/19/2021		5.4

Mann-Whitney (Wilcoxon Rank Sum)

Constituent: Sulfate (mg/L) Analysis Run 8/2/2022 4:43 PM View: Appendix III - Mann-Whitney
Plant McIntosh Client: Southern Company Data: McIntosh LF4 CCR

	GWA-5	GWA-5
4/20/2016	0.367 (J)	
6/14/2016	0.48 (J)	
8/9/2016	<1	
9/27/2016	<1	
11/15/2016	<1	
1/11/2017	<1	
2/28/2017	<1	
4/20/2017	<1	
10/11/2017	<1	
1/10/2018	<1	
7/11/2018	<1	
1/29/2019	<1	
3/26/2019	0.68	
9/10/2019	0.77 (J)	
3/31/2020		0.76 (J)
9/15/2020		<1
3/17/2021		<1
8/19/2021		<1

Mann-Whitney (Wilcoxon Rank Sum)

Constituent: Sulfate (mg/L) Analysis Run 8/2/2022 4:43 PM View: Appendix III - Mann-Whitney
Plant McIntosh Client: Southern Company Data: McIntosh LF4 CCR

	GWC-9	GWC-9
4/19/2016	3.84	
6/15/2016	3.8	
8/10/2016	1.6	
9/27/2016	0.91 (J)	
11/15/2016	<1	
1/13/2017	<1	
3/1/2017	1.5	
4/24/2017	1.2	
10/12/2017	2.3	
1/12/2018	<1	
7/12/2018	<1	
1/30/2019	0.58 (J)	
3/27/2019	1.2	
9/11/2019	0.92 (J)	
4/1/2020		4.1
9/16/2020		<1
3/17/2021		<1
8/19/2021		<1

FIGURE F.

Appendix III Trend Tests - Upgradient Wells - Significant Results

Plant McIntosh Client: Southern Company Data: McIntosh LF4 CCR Printed 8/2/2022, 4:48 PM

Constituent	Well	Slope	Calc.	Critical	Sig.	N	%NDs	Normality	Xform	Alpha	Method
Calcium (mg/L)	GWC-18 (bg)	-1.808	-158	-81	Yes	20	0	n/a	n/a	0.01	NP
Calcium (mg/L)	GWA-4A (bg)	-0.2005	-127	-74	Yes	19	0	n/a	n/a	0.01	NP
Chloride (mg/L)	GWA-3 (bg)	-0.7892	-142	-74	Yes	19	0	n/a	n/a	0.01	NP
pH (S.U.)	GWA-14 (bg)	-0.04402	-98	-87	Yes	21	0	n/a	n/a	0.01	NP
pH (S.U.)	GWA-16 (bg)	-0.03903	-94	-87	Yes	21	0	n/a	n/a	0.01	NP
pH (S.U.)	GWC-18 (bg)	-0.1282	-132	-87	Yes	21	0	n/a	n/a	0.01	NP
pH (S.U.)	GWA-5 (bg)	-0.07045	-109	-87	Yes	21	0	n/a	n/a	0.01	NP

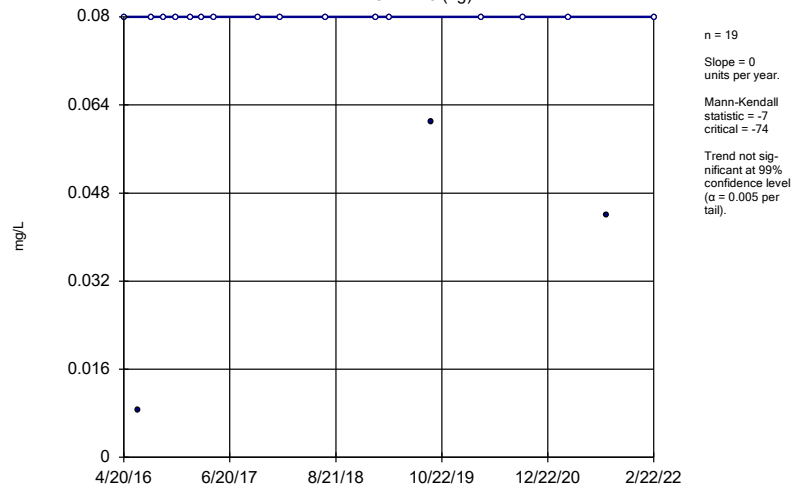
Appendix III Trend Tests - Upgradient Wells - All Results

Plant McIntosh Client: Southern Company Data: McIntosh LF4 CCR Printed 8/2/2022, 4:48 PM

Constituent	Well	Slope	Calc.	Critical	Sig.	N	%NDs	Normality	Xform	Alpha	Method
Boron (mg/L)	GWA-13 (bg)	0	-7	-74	No	19	84.21	n/a	n/a	0.01	NP
Boron (mg/L)	GWA-14 (bg)	0	31	74	No	19	89.47	n/a	n/a	0.01	NP
Boron (mg/L)	GWA-16 (bg)	0	1	74	No	19	89.47	n/a	n/a	0.01	NP
Boron (mg/L)	GWA-2 (bg)	0	16	74	No	19	73.68	n/a	n/a	0.01	NP
Boron (mg/L)	GWA-3 (bg)	0	-11	-74	No	19	84.21	n/a	n/a	0.01	NP
Boron (mg/L)	GWA-15 (bg)	0	16	74	No	19	94.74	n/a	n/a	0.01	NP
Boron (mg/L)	GWA-17 (bg)	0	16	74	No	19	94.74	n/a	n/a	0.01	NP
Boron (mg/L)	GWC-18 (bg)	0	16	74	No	19	94.74	n/a	n/a	0.01	NP
Boron (mg/L)	GWA-4A (bg)	0	14	74	No	19	78.95	n/a	n/a	0.01	NP
Boron (mg/L)	GWA-5 (bg)	0	5	74	No	19	89.47	n/a	n/a	0.01	NP
Calcium (mg/L)	GWA-13 (bg)	0.01651	48	74	No	19	0	n/a	n/a	0.01	NP
Calcium (mg/L)	GWA-14 (bg)	0	-11	-74	No	19	0	n/a	n/a	0.01	NP
Calcium (mg/L)	GWA-16 (bg)	0.008548	59	74	No	19	0	n/a	n/a	0.01	NP
Calcium (mg/L)	GWA-2 (bg)	-0.02944	-66	-74	No	19	0	n/a	n/a	0.01	NP
Calcium (mg/L)	GWA-3 (bg)	-0.005685	-24	-74	No	19	0	n/a	n/a	0.01	NP
Calcium (mg/L)	GWA-15 (bg)	0.06952	62	74	No	19	0	n/a	n/a	0.01	NP
Calcium (mg/L)	GWC-17 (bg)	0	-10	-74	No	19	0	n/a	n/a	0.01	NP
Calcium (mg/L)	GWC-18 (bg)	-1.808	-158	-81	Yes	20	0	n/a	n/a	0.01	NP
Calcium (mg/L)	GWA-4A (bg)	-0.2005	-127	-74	Yes	19	0	n/a	n/a	0.01	NP
Calcium (mg/L)	GWA-5 (bg)	-0.04011	-27	-74	No	19	0	n/a	n/a	0.01	NP
Chloride (mg/L)	GWA-13 (bg)	0.02934	29	74	No	19	0	n/a	n/a	0.01	NP
Chloride (mg/L)	GWA-14 (bg)	-0.05214	-51	-74	No	19	0	n/a	n/a	0.01	NP
Chloride (mg/L)	GWA-16 (bg)	0	-7	-74	No	19	0	n/a	n/a	0.01	NP
Chloride (mg/L)	GWA-2 (bg)	-0.03728	-33	-74	No	19	0	n/a	n/a	0.01	NP
Chloride (mg/L)	GWA-3 (bg)	-0.7892	-142	-74	Yes	19	0	n/a	n/a	0.01	NP
Chloride (mg/L)	GWA-15 (bg)	0	2	74	No	19	0	n/a	n/a	0.01	NP
Chloride (mg/L)	GWC-17 (bg)	0.07026	53	74	No	19	0	n/a	n/a	0.01	NP
Chloride (mg/L)	GWC-18 (bg)	-0.06718	-44	-74	No	19	0	n/a	n/a	0.01	NP
Chloride (mg/L)	GWA-4A (bg)	0.09648	52	74	No	19	0	n/a	n/a	0.01	NP
Chloride (mg/L)	GWA-5 (bg)	0.05267	33	68	No	18	0	n/a	n/a	0.01	NP
Fluoride (mg/L)	GWA-13 (bg)	0	3	74	No	19	84.21	n/a	n/a	0.01	NP
Fluoride (mg/L)	GWA-14 (bg)	0	-12	-74	No	19	78.95	n/a	n/a	0.01	NP
Fluoride (mg/L)	GWA-16 (bg)	0	-3	-74	No	19	84.21	n/a	n/a	0.01	NP
Fluoride (mg/L)	GWA-2 (bg)	0	-9	-74	No	19	68.42	n/a	n/a	0.01	NP
Fluoride (mg/L)	GWA-3 (bg)	0	-3	-74	No	19	84.21	n/a	n/a	0.01	NP
Fluoride (mg/L)	GWA-15 (bg)	0	-12	-74	No	19	78.95	n/a	n/a	0.01	NP
Fluoride (mg/L)	GWC-17 (bg)	-0.006675	-49	-74	No	19	5.263	n/a	n/a	0.01	NP
Fluoride (mg/L)	GWC-18 (bg)	-0.02027	-58	-81	No	20	0	n/a	n/a	0.01	NP
Fluoride (mg/L)	GWA-4A (bg)	0	1	74	No	19	84.21	n/a	n/a	0.01	NP
Fluoride (mg/L)	GWA-5 (bg)	0	-35	-74	No	19	68.42	n/a	n/a	0.01	NP
pH (S.U.)	GWA-13 (bg)	-0.03167	-54	-87	No	21	0	n/a	n/a	0.01	NP
pH (S.U.)	GWA-14 (bg)	-0.04402	-98	-87	Yes	21	0	n/a	n/a	0.01	NP
pH (S.U.)	GWA-16 (bg)	-0.03903	-94	-87	Yes	21	0	n/a	n/a	0.01	NP
pH (S.U.)	GWA-2 (bg)	-0.02753	-52	-87	No	21	0	n/a	n/a	0.01	NP
pH (S.U.)	GWA-3 (bg)	-0.01933	-53	-87	No	21	0	n/a	n/a	0.01	NP
pH (S.U.)	GWA-15 (bg)	-0.01003	-15	-87	No	21	0	n/a	n/a	0.01	NP
pH (S.U.)	GWC-17 (bg)	0.009597	34	87	No	21	0	n/a	n/a	0.01	NP
pH (S.U.)	GWC-18 (bg)	-0.1282	-132	-87	Yes	21	0	n/a	n/a	0.01	NP
pH (S.U.)	GWA-4A (bg)	-0.09904	-72	-87	No	21	0	n/a	n/a	0.01	NP
pH (S.U.)	GWA-5 (bg)	-0.07045	-109	-87	Yes	21	0	n/a	n/a	0.01	NP
Total Dissolved Solids (mg/L)	GWA-13 (bg)	1.162	19	74	No	19	15.79	n/a	n/a	0.01	NP
Total Dissolved Solids (mg/L)	GWA-14 (bg)	-0.2307	-10	-74	No	19	15.79	n/a	n/a	0.01	NP
Total Dissolved Solids (mg/L)	GWA-16 (bg)	2.086	27	74	No	19	15.79	n/a	n/a	0.01	NP
Total Dissolved Solids (mg/L)	GWA-2 (bg)	2.558	32	74	No	19	5.263	n/a	n/a	0.01	NP
Total Dissolved Solids (mg/L)	GWA-3 (bg)	-1.051	-22	-74	No	19	10.53	n/a	n/a	0.01	NP
Total Dissolved Solids (mg/L)	GWA-15 (bg)	1.594	30	74	No	19	10.53	n/a	n/a	0.01	NP
Total Dissolved Solids (mg/L)	GWC-17 (bg)	1.118	20	74	No	19	5.263	n/a	n/a	0.01	NP
Total Dissolved Solids (mg/L)	GWC-18 (bg)	-8.249	-55	-74	No	19	0	n/a	n/a	0.01	NP
Total Dissolved Solids (mg/L)	GWA-4A (bg)	0	-1	-74	No	19	15.79	n/a	n/a	0.01	NP
Total Dissolved Solids (mg/L)	GWA-5 (bg)	1.759	16	74	No	19	10.53	n/a	n/a	0.01	NP

Sen's Slope Estimator

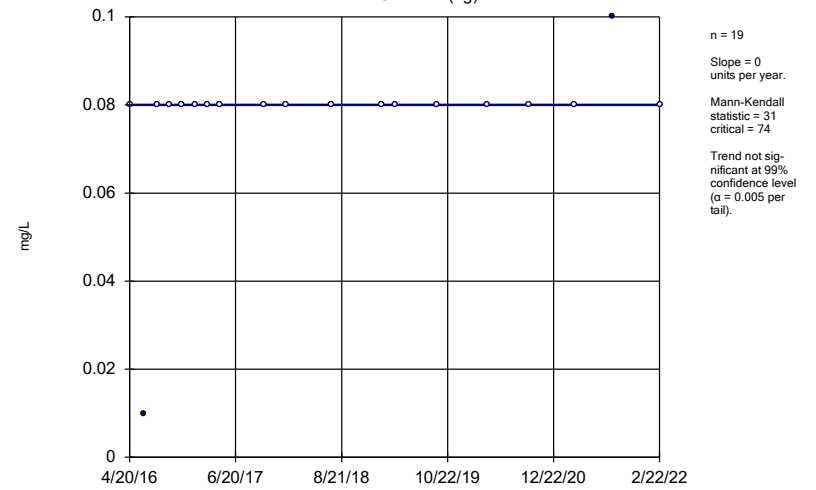
GWA-13 (bg)



Constituent: Boron Analysis Run 8/2/2022 4:44 PM View: Appendix III - Interwell Upgradient
Plant McIntosh Client: Southern Company Data: McIntosh LF4 CCR

Sen's Slope Estimator

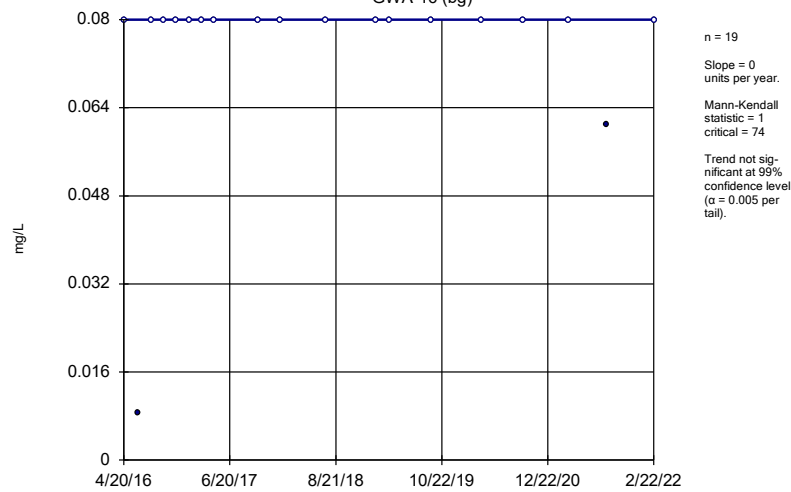
GWA-14 (bg)



Constituent: Boron Analysis Run 8/2/2022 4:44 PM View: Appendix III - Interwell Upgradient
Plant McIntosh Client: Southern Company Data: McIntosh LF4 CCR

Sen's Slope Estimator

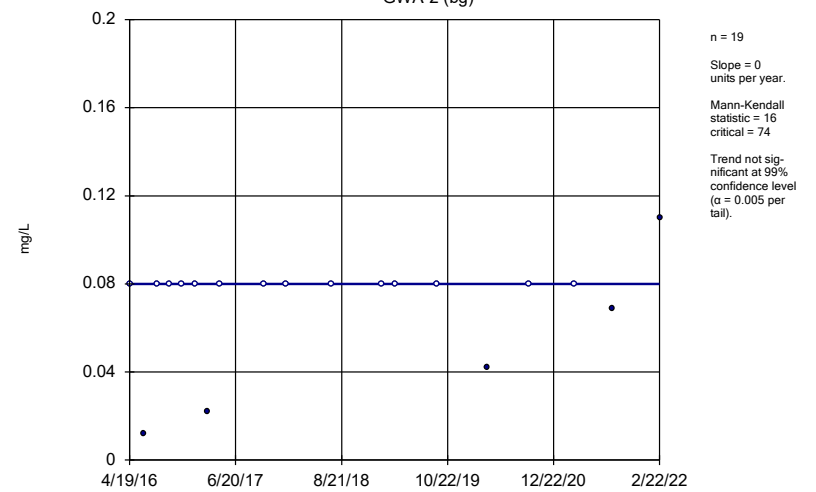
GWA-16 (bg)



Constituent: Boron Analysis Run 8/2/2022 4:44 PM View: Appendix III - Interwell Upgradient
Plant McIntosh Client: Southern Company Data: McIntosh LF4 CCR

Sen's Slope Estimator

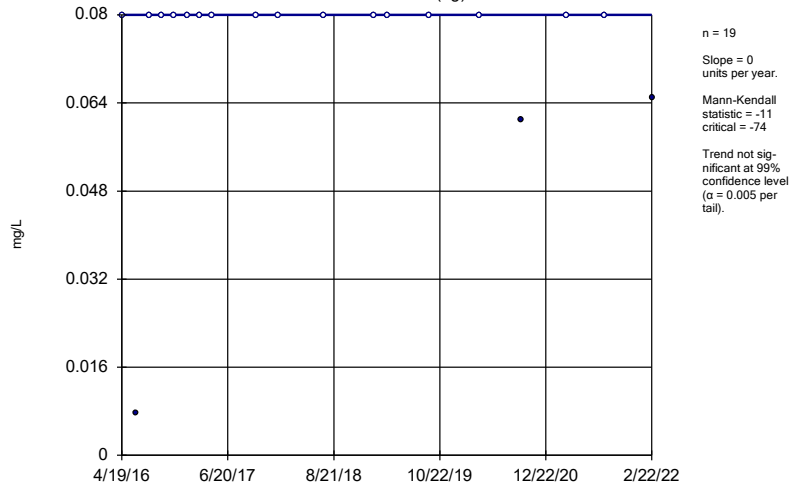
GWA-2 (bg)



Constituent: Boron Analysis Run 8/2/2022 4:44 PM View: Appendix III - Interwell Upgradient
Plant McIntosh Client: Southern Company Data: McIntosh LF4 CCR

Sen's Slope Estimator

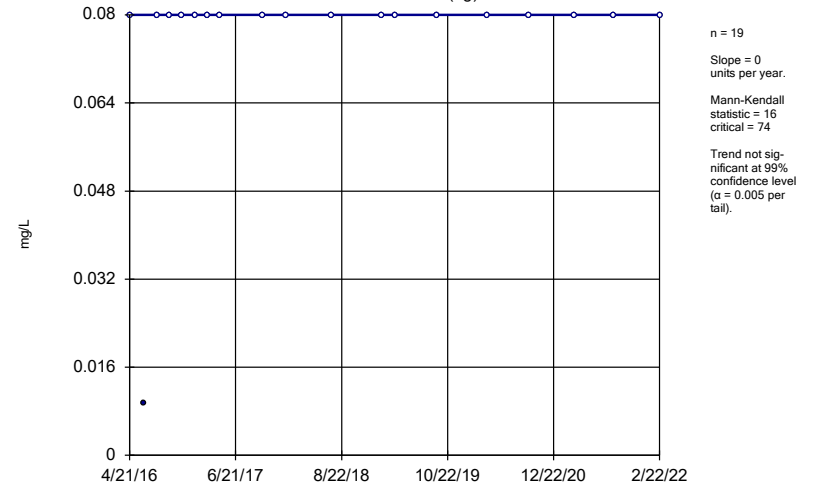
GWA-3 (bg)



Constituent: Boron Analysis Run 8/2/2022 4:44 PM View: Appendix III - Interwell Upgradient
Plant McIntosh Client: Southern Company Data: McIntosh LF4 CCR

Sen's Slope Estimator

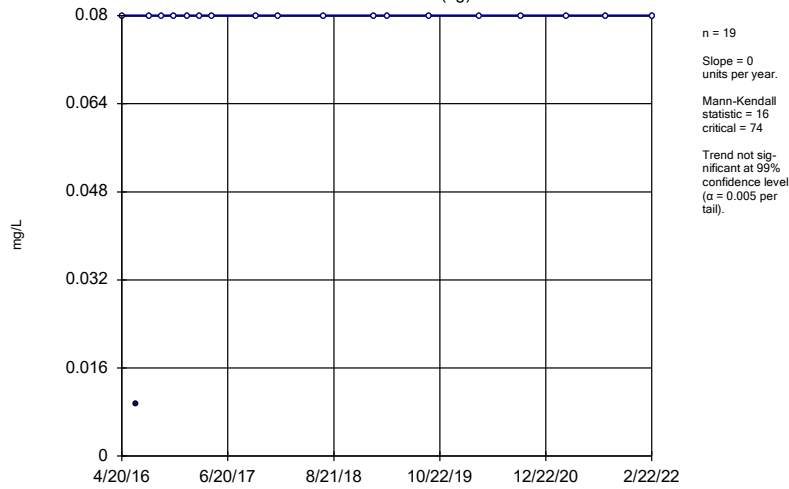
GWA-15 (bg)



Constituent: Boron Analysis Run 8/2/2022 4:44 PM View: Appendix III - Interwell Upgradient
Plant McIntosh Client: Southern Company Data: McIntosh LF4 CCR

Sen's Slope Estimator

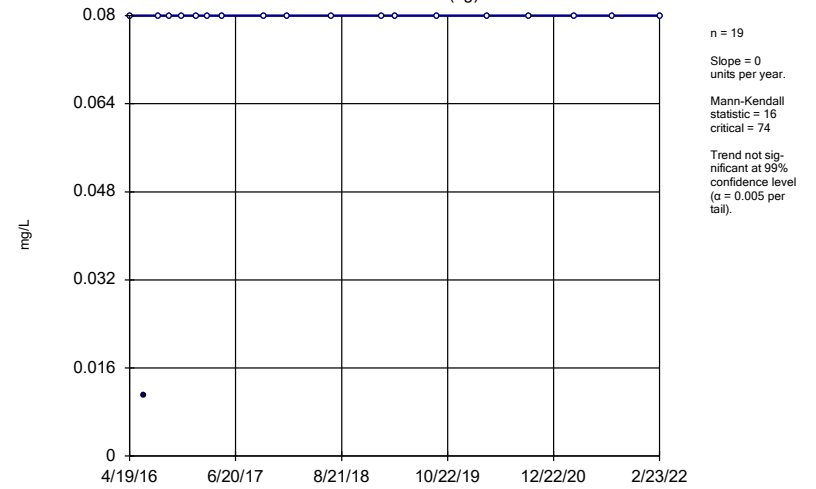
GWC-17 (bg)



Constituent: Boron Analysis Run 8/2/2022 4:44 PM View: Appendix III - Interwell Upgradient
Plant McIntosh Client: Southern Company Data: McIntosh LF4 CCR

Sen's Slope Estimator

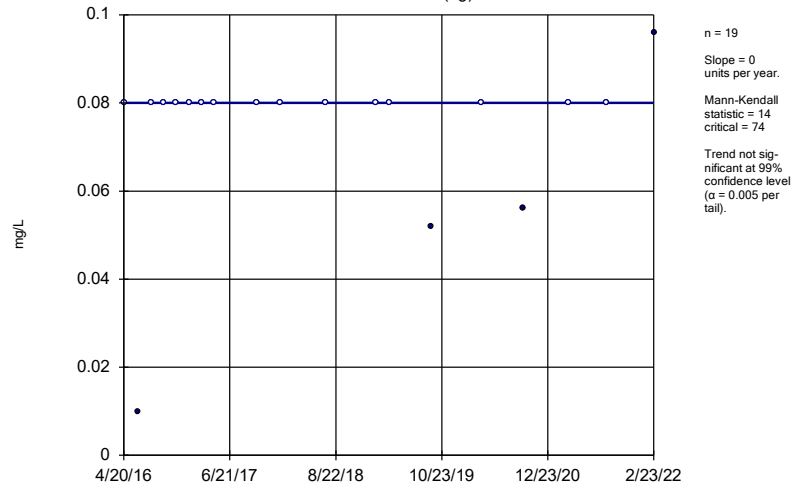
GWC-18 (bg)



Constituent: Boron Analysis Run 8/2/2022 4:44 PM View: Appendix III - Interwell Upgradient
Plant McIntosh Client: Southern Company Data: McIntosh LF4 CCR

Sen's Slope Estimator

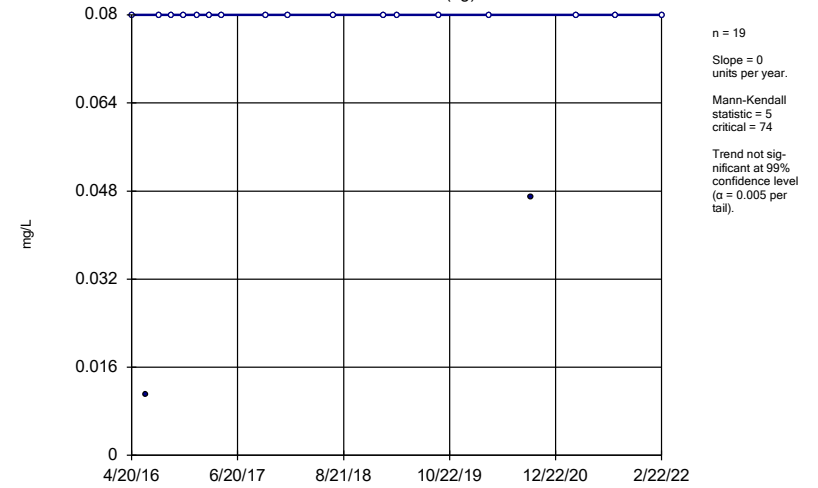
GWA-4A (bg)



Constituent: Boron Analysis Run 8/2/2022 4:44 PM View: Appendix III - Interwell Upgradient
Plant McIntosh Client: Southern Company Data: McIntosh LF4 CCR

Sen's Slope Estimator

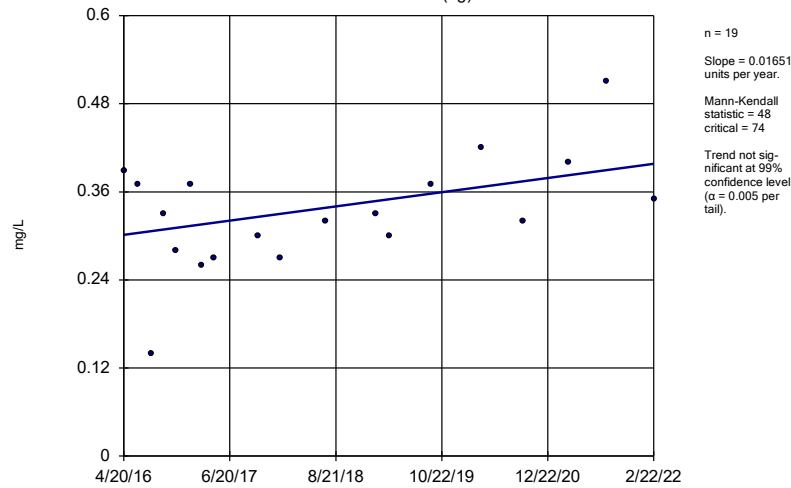
GWA-5 (bg)



Constituent: Boron Analysis Run 8/2/2022 4:44 PM View: Appendix III - Interwell Upgradient
Plant McIntosh Client: Southern Company Data: McIntosh LF4 CCR

Sen's Slope Estimator

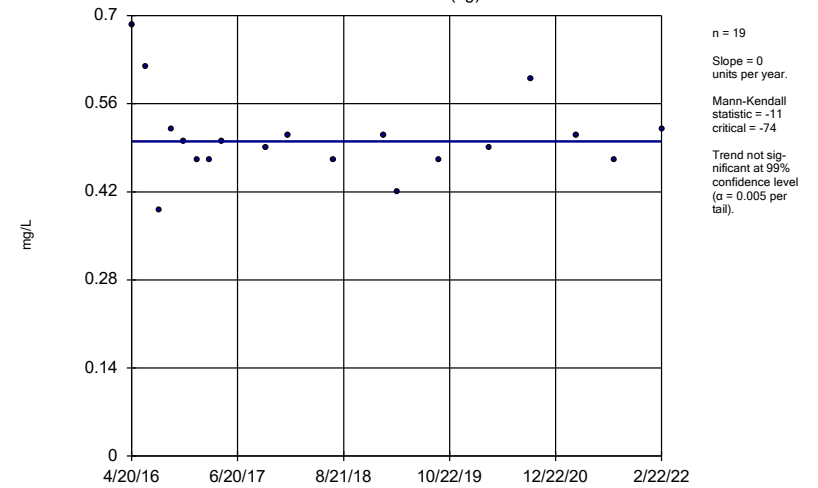
GWA-13 (bg)



Constituent: Calcium Analysis Run 8/2/2022 4:44 PM View: Appendix III - Interwell Upgradient
Plant McIntosh Client: Southern Company Data: McIntosh LF4 CCR

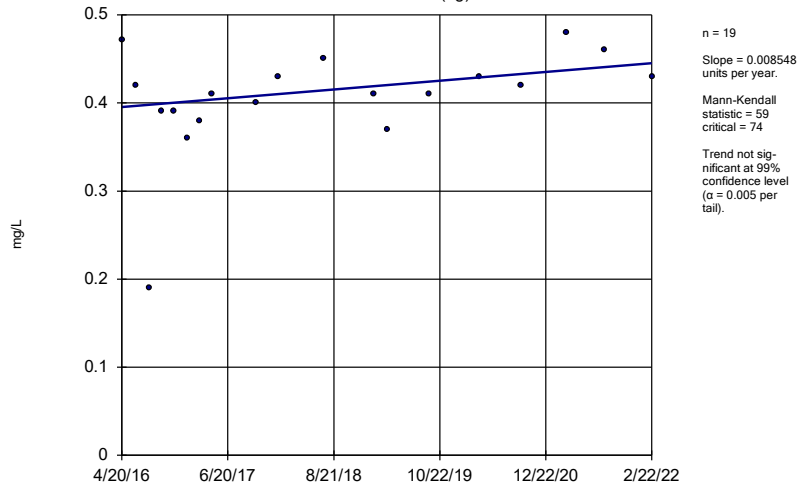
Sen's Slope Estimator

GWA-14 (bg)



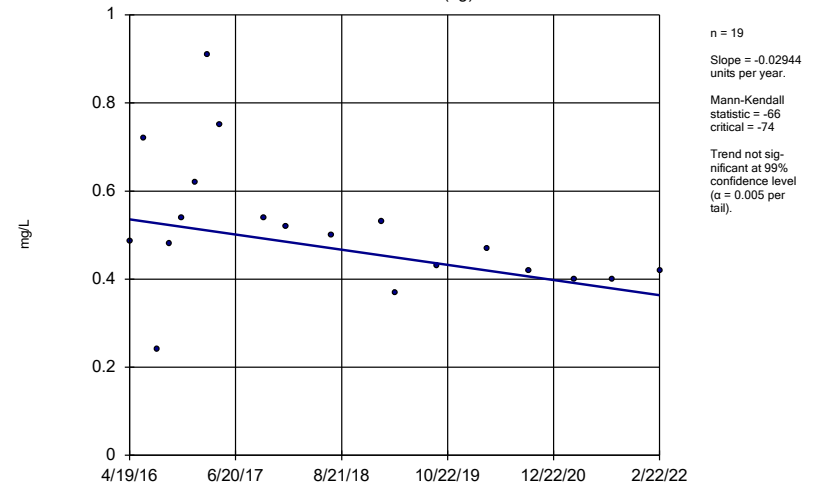
Constituent: Calcium Analysis Run 8/2/2022 4:44 PM View: Appendix III - Interwell Upgradient
Plant McIntosh Client: Southern Company Data: McIntosh LF4 CCR

Sen's Slope Estimator
GWA-16 (bg)



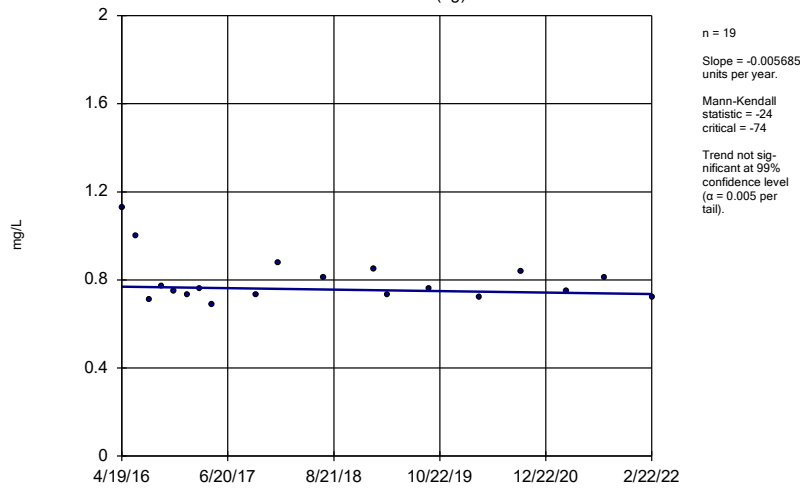
Constituent: Calcium Analysis Run 8/2/2022 4:44 PM View: Appendix III - Interwell Upgradient
Plant McIntosh Client: Southern Company Data: McIntosh LF4 CCR

Sen's Slope Estimator
GWA-2 (bg)



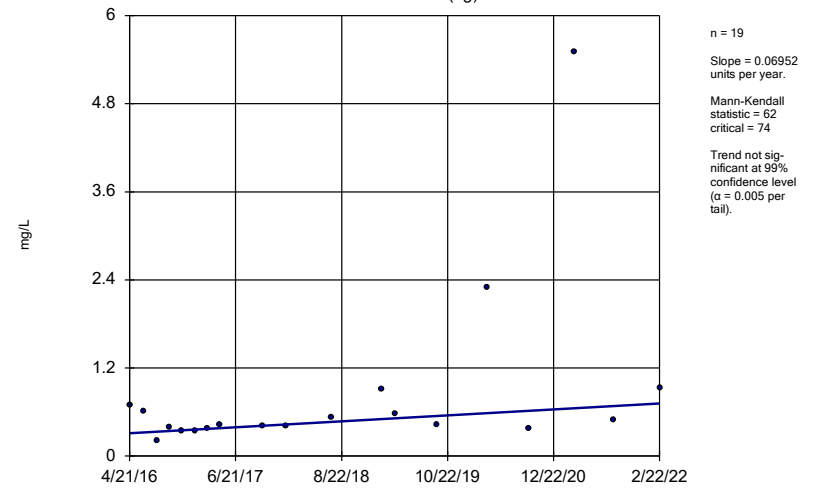
Constituent: Calcium Analysis Run 8/2/2022 4:44 PM View: Appendix III - Interwell Upgradient
Plant McIntosh Client: Southern Company Data: McIntosh LF4 CCR

Sen's Slope Estimator
GWA-3 (bg)



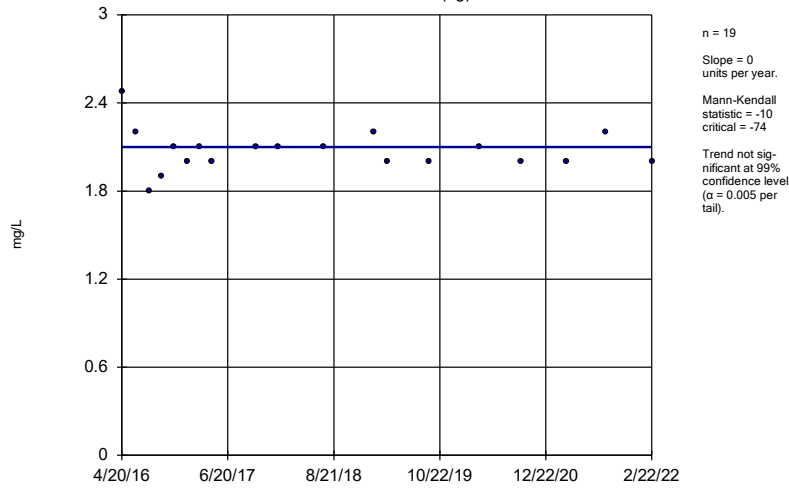
Constituent: Calcium Analysis Run 8/2/2022 4:44 PM View: Appendix III - Interwell Upgradient
Plant McIntosh Client: Southern Company Data: McIntosh LF4 CCR

Sen's Slope Estimator
GWA-15 (bg)



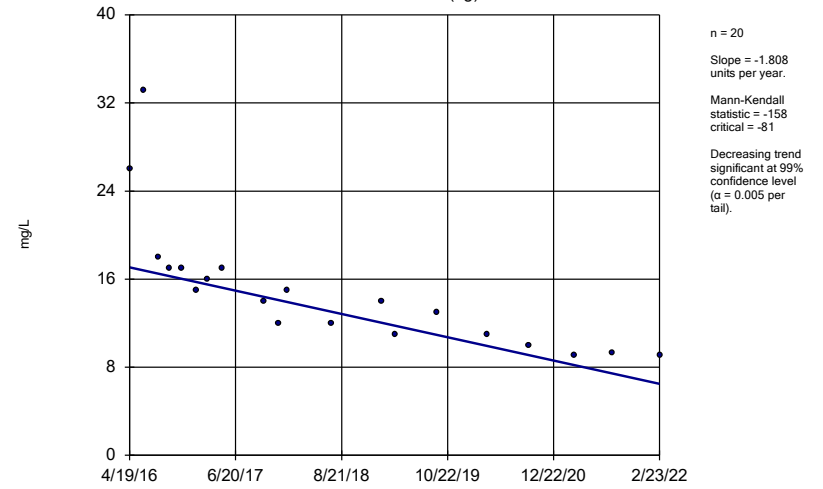
Constituent: Calcium Analysis Run 8/2/2022 4:44 PM View: Appendix III - Interwell Upgradient
Plant McIntosh Client: Southern Company Data: McIntosh LF4 CCR

Sen's Slope Estimator
GWC-17 (bg)



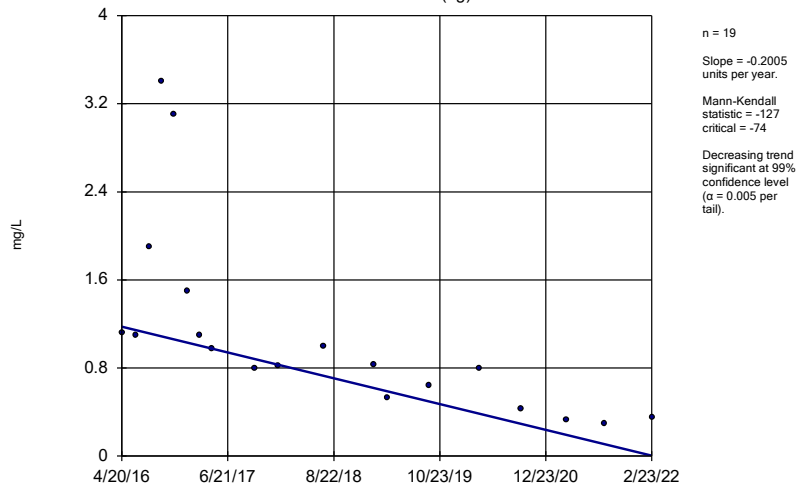
Constituent: Calcium Analysis Run 8/2/2022 4:44 PM View: Appendix III - Interwell Upgradient
Plant McIntosh Client: Southern Company Data: McIntosh LF4 CCR

Sen's Slope Estimator
GWC-18 (bg)



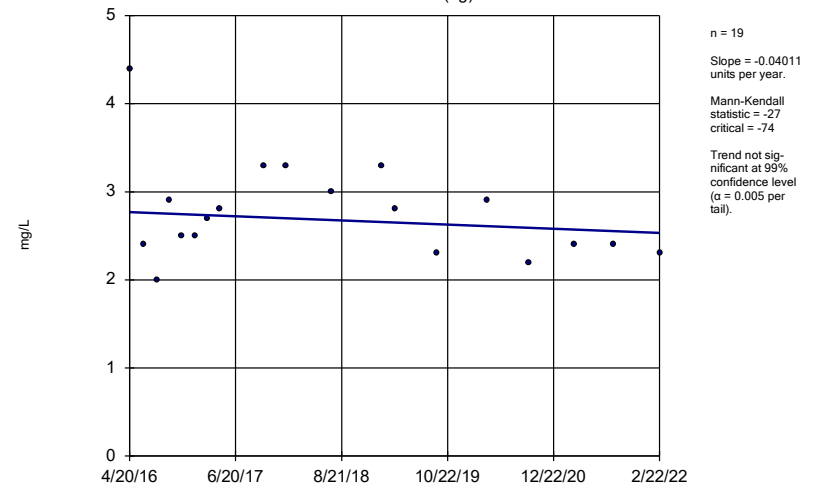
Constituent: Calcium Analysis Run 8/2/2022 4:44 PM View: Appendix III - Interwell Upgradient
Plant McIntosh Client: Southern Company Data: McIntosh LF4 CCR

Sen's Slope Estimator
GWA-4A (bg)



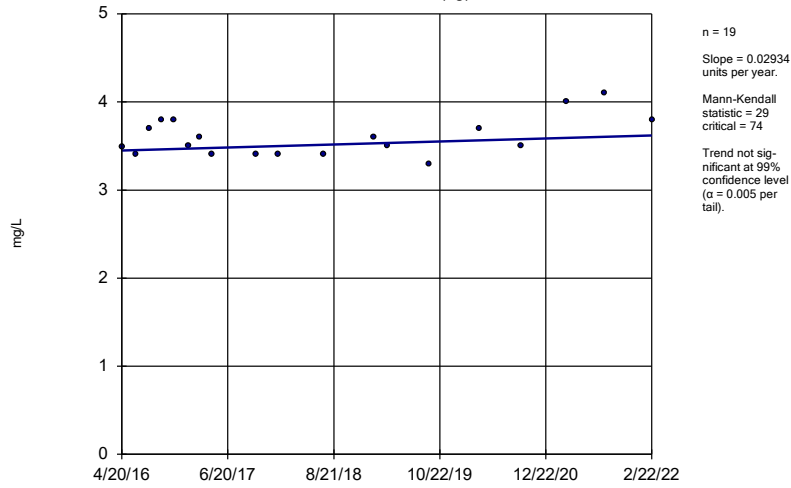
Constituent: Calcium Analysis Run 8/2/2022 4:44 PM View: Appendix III - Interwell Upgradient
Plant McIntosh Client: Southern Company Data: McIntosh LF4 CCR

Sen's Slope Estimator
GWA-5 (bg)



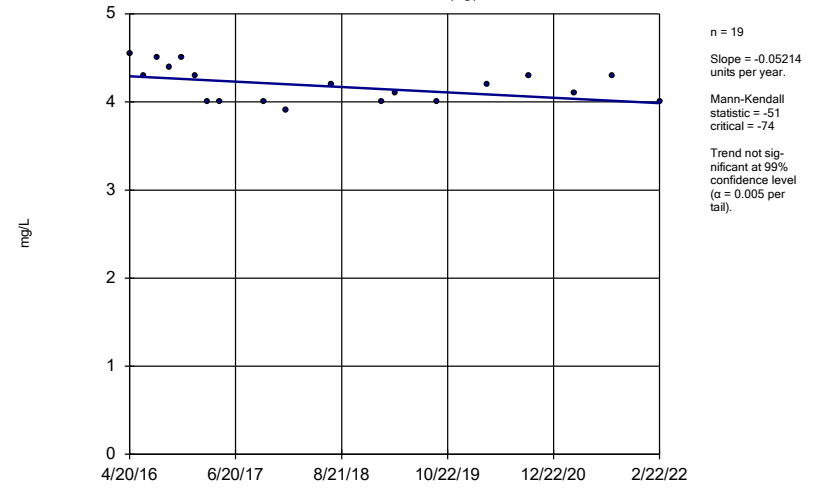
Constituent: Calcium Analysis Run 8/2/2022 4:44 PM View: Appendix III - Interwell Upgradient
Plant McIntosh Client: Southern Company Data: McIntosh LF4 CCR

Sen's Slope Estimator
GWA-13 (bg)



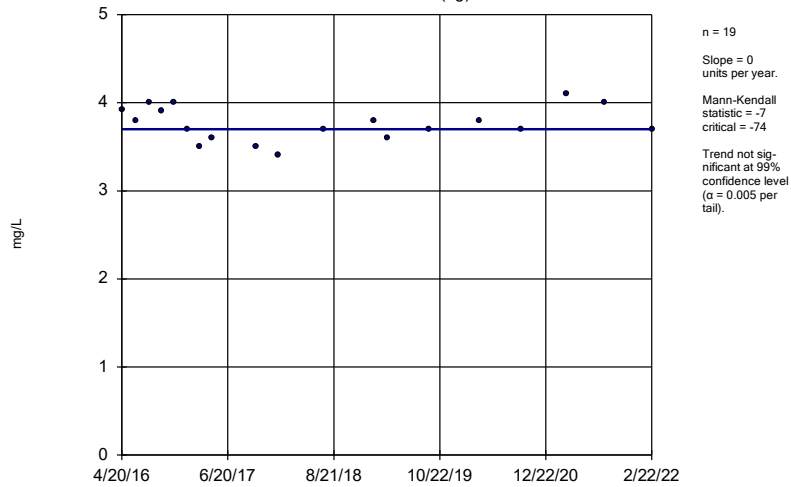
Constituent: Chloride Analysis Run 8/2/2022 4:44 PM View: Appendix III - Interwell Upgradient
Plant McIntosh Client: Southern Company Data: McIntosh LF4 CCR

Sen's Slope Estimator
GWA-14 (bg)



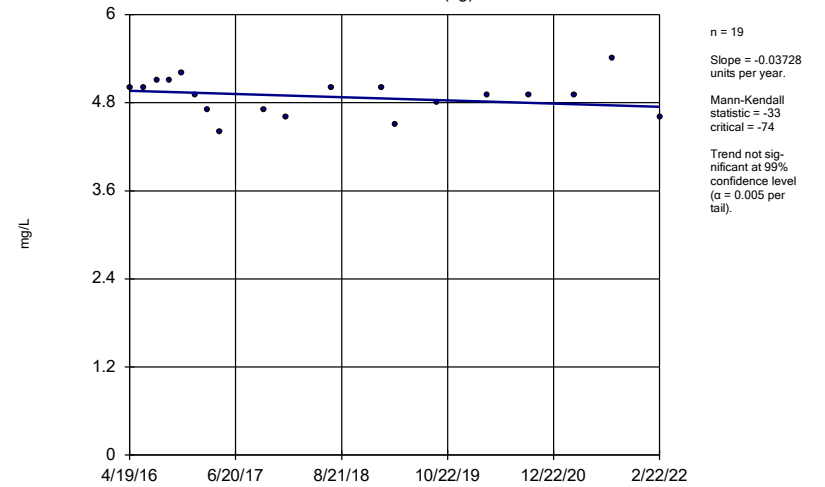
Constituent: Chloride Analysis Run 8/2/2022 4:44 PM View: Appendix III - Interwell Upgradient
Plant McIntosh Client: Southern Company Data: McIntosh LF4 CCR

Sen's Slope Estimator
GWA-16 (bg)



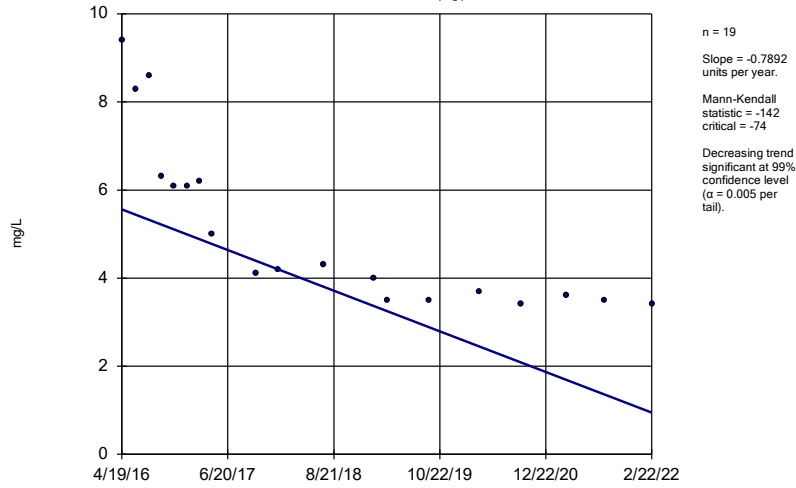
Constituent: Chloride Analysis Run 8/2/2022 4:44 PM View: Appendix III - Interwell Upgradient
Plant McIntosh Client: Southern Company Data: McIntosh LF4 CCR

Sen's Slope Estimator
GWA-2 (bg)



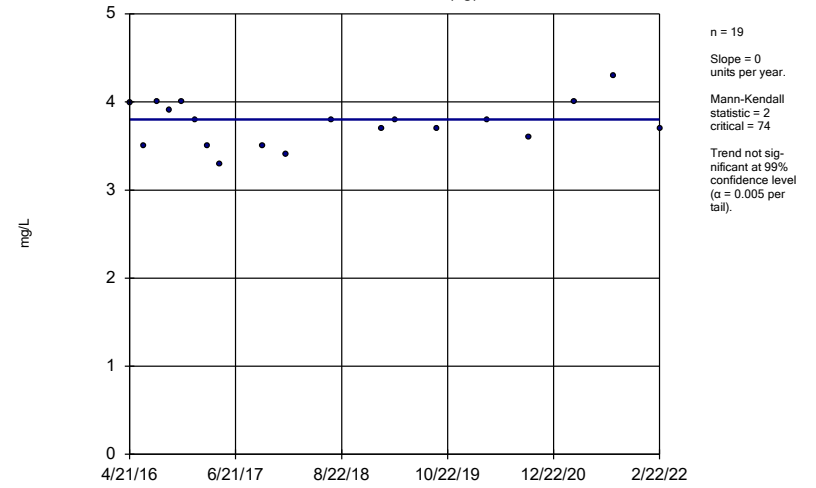
Constituent: Chloride Analysis Run 8/2/2022 4:44 PM View: Appendix III - Interwell Upgradient
Plant McIntosh Client: Southern Company Data: McIntosh LF4 CCR

Sen's Slope Estimator
GWA-3 (bg)



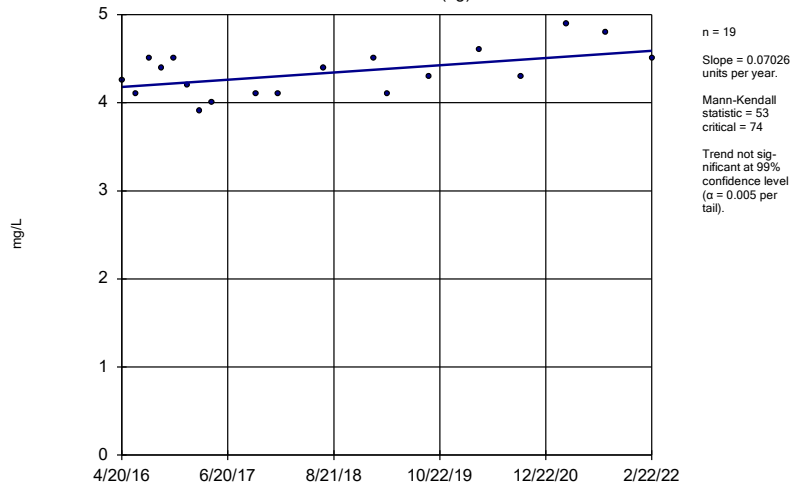
Constituent: Chloride Analysis Run 8/2/2022 4:44 PM View: Appendix III - Interwell Upgradient
Plant McIntosh Client: Southern Company Data: McIntosh LF4 CCR

Sen's Slope Estimator
GWA-15 (bg)



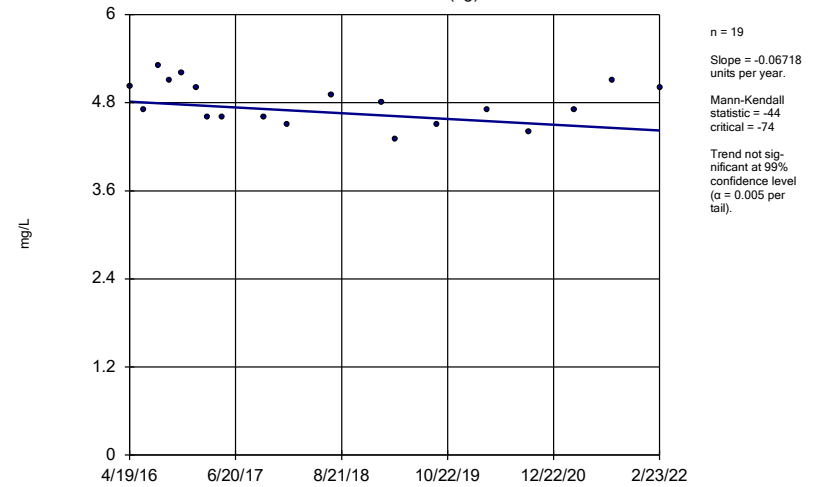
Constituent: Chloride Analysis Run 8/2/2022 4:44 PM View: Appendix III - Interwell Upgradient
Plant McIntosh Client: Southern Company Data: McIntosh LF4 CCR

Sen's Slope Estimator
GWC-17 (bg)



Constituent: Chloride Analysis Run 8/2/2022 4:44 PM View: Appendix III - Interwell Upgradient
Plant McIntosh Client: Southern Company Data: McIntosh LF4 CCR

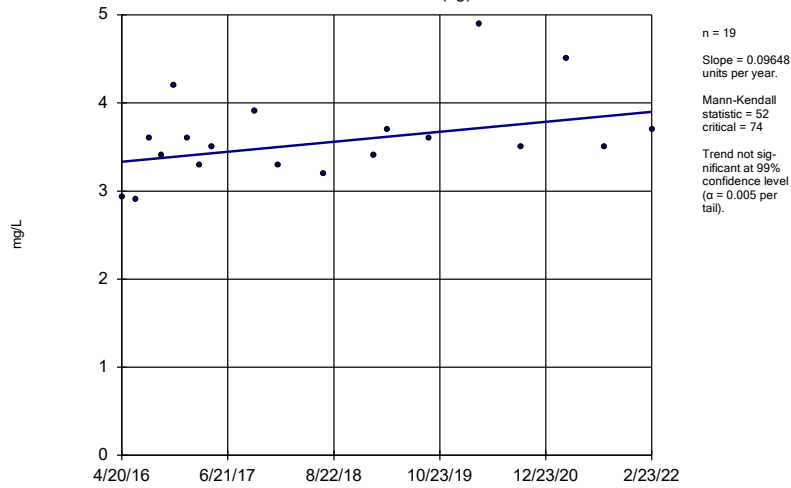
Sen's Slope Estimator
GWC-18 (bg)



Constituent: Chloride Analysis Run 8/2/2022 4:44 PM View: Appendix III - Interwell Upgradient
Plant McIntosh Client: Southern Company Data: McIntosh LF4 CCR

Sen's Slope Estimator

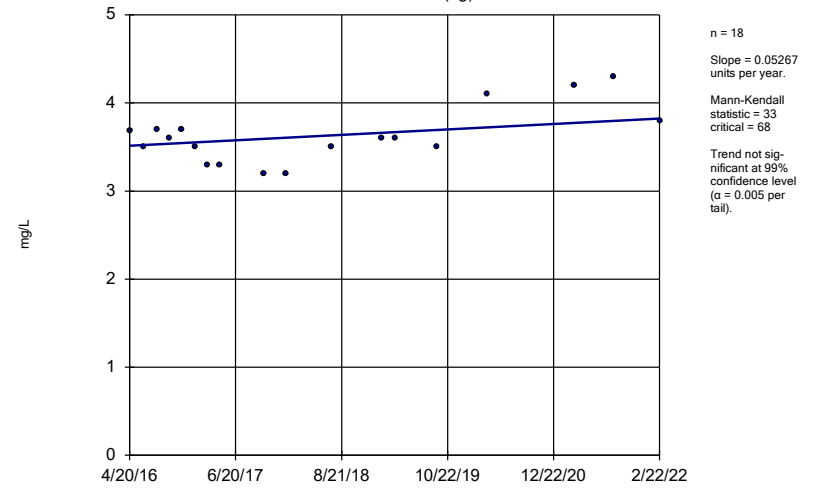
GWA-4A (bg)



Constituent: Chloride Analysis Run 8/2/2022 4:44 PM View: Appendix III - Interwell Upgradient
 Plant McIntosh Client: Southern Company Data: McIntosh LF4 CCR

Sen's Slope Estimator

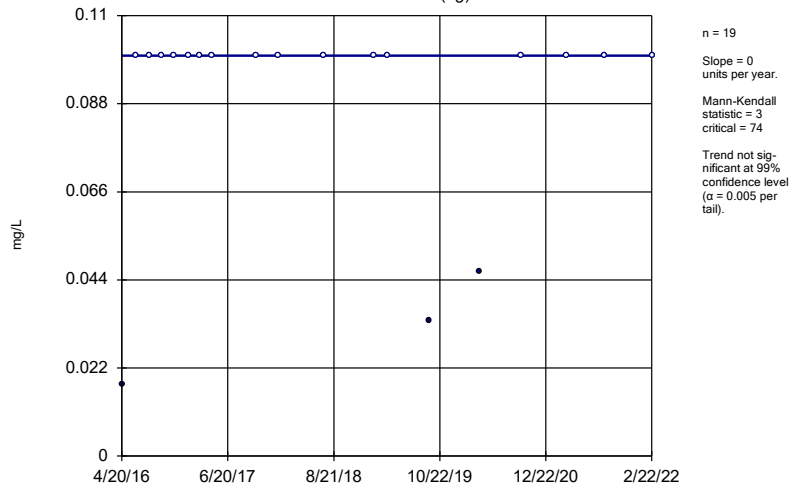
GWA-5 (bg)



Constituent: Chloride Analysis Run 8/2/2022 4:44 PM View: Appendix III - Interwell Upgradient
 Plant McIntosh Client: Southern Company Data: McIntosh LF4 CCR

Sen's Slope Estimator

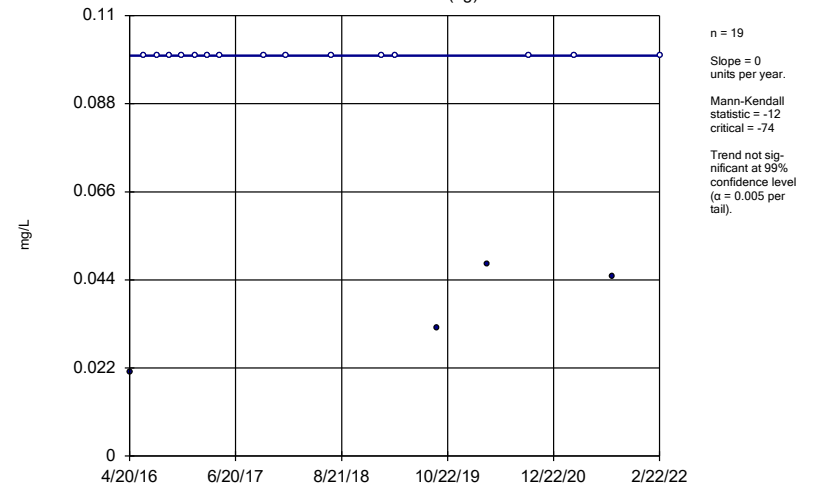
GWA-13 (bg)



Constituent: Fluoride Analysis Run 8/2/2022 4:44 PM View: Appendix III - Interwell Upgradient
 Plant McIntosh Client: Southern Company Data: McIntosh LF4 CCR

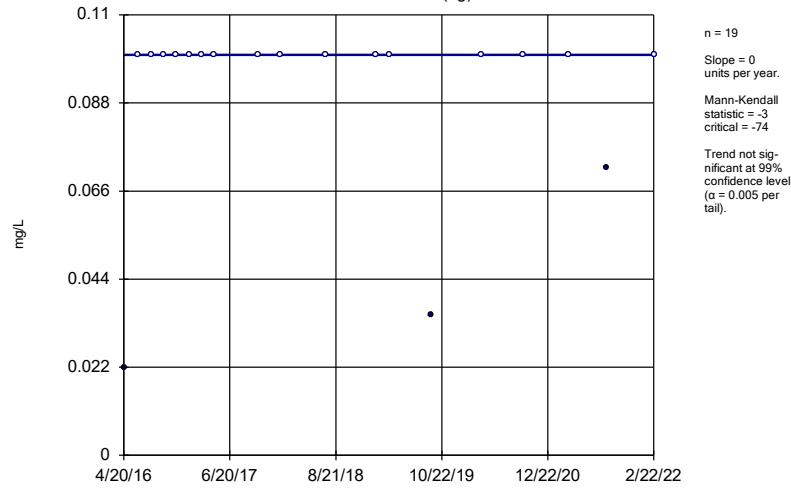
Sen's Slope Estimator

GWA-14 (bg)



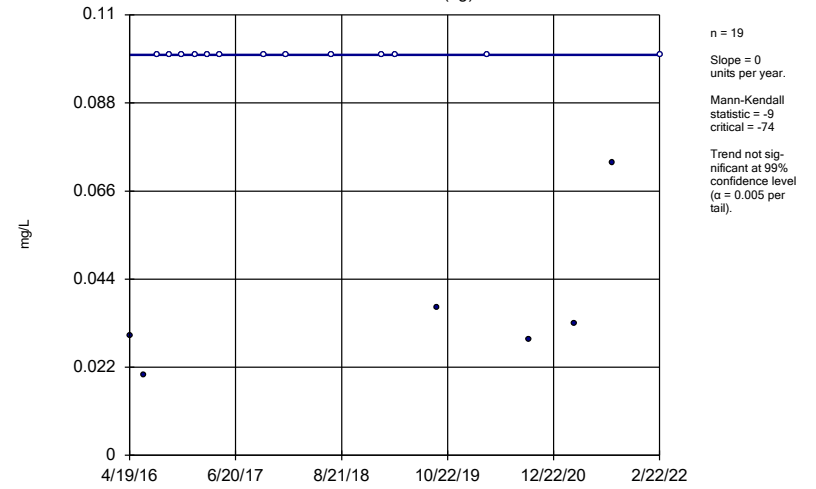
Constituent: Fluoride Analysis Run 8/2/2022 4:44 PM View: Appendix III - Interwell Upgradient
 Plant McIntosh Client: Southern Company Data: McIntosh LF4 CCR

Sen's Slope Estimator
GWA-16 (bg)



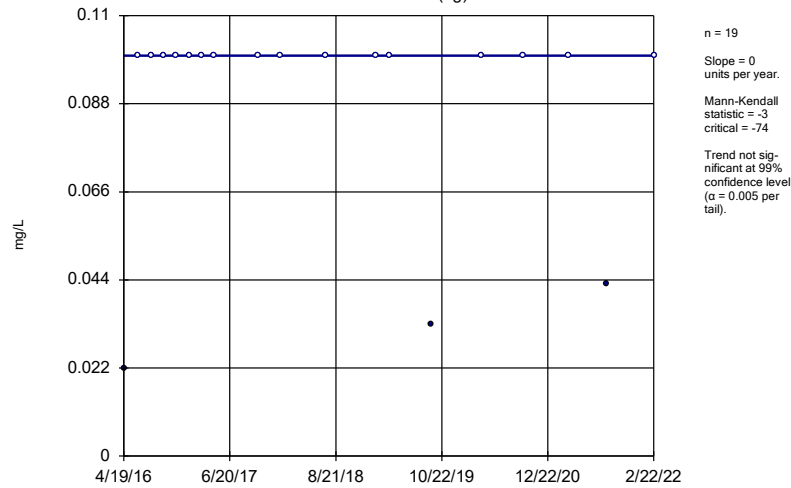
Constituent: Fluoride Analysis Run 8/2/2022 4:44 PM View: Appendix III - Interwell Upgradient
Plant McIntosh Client: Southern Company Data: McIntosh LF4 CCR

Sen's Slope Estimator
GWA-2 (bg)



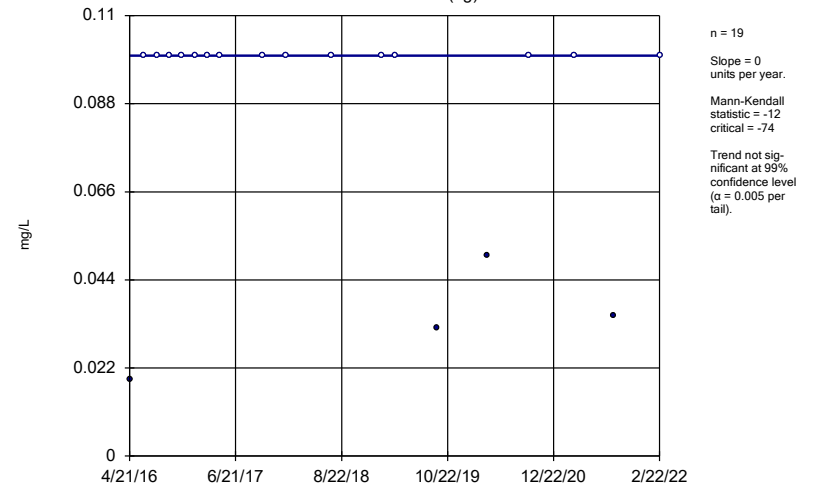
Constituent: Fluoride Analysis Run 8/2/2022 4:44 PM View: Appendix III - Interwell Upgradient
Plant McIntosh Client: Southern Company Data: McIntosh LF4 CCR

Sen's Slope Estimator
GWA-3 (bg)



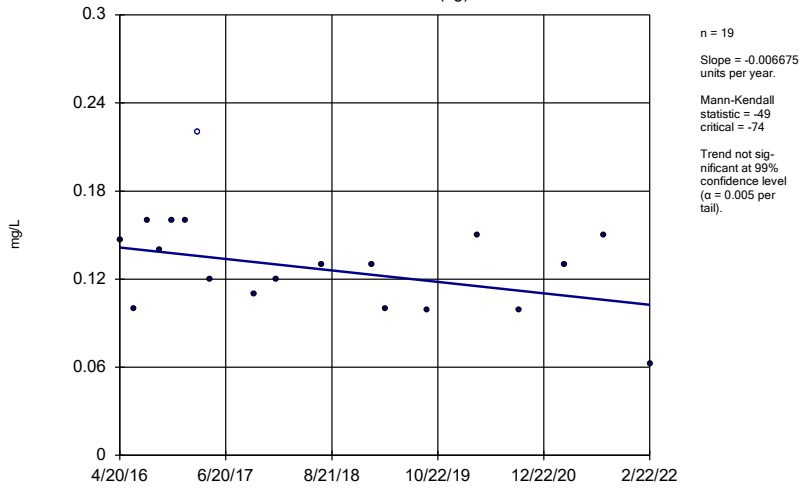
Constituent: Fluoride Analysis Run 8/2/2022 4:44 PM View: Appendix III - Interwell Upgradient
Plant McIntosh Client: Southern Company Data: McIntosh LF4 CCR

Sen's Slope Estimator
GWA-15 (bg)



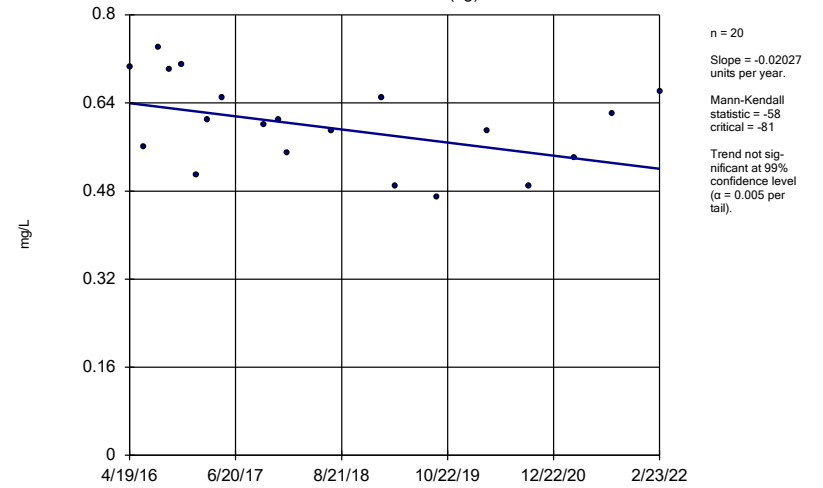
Constituent: Fluoride Analysis Run 8/2/2022 4:44 PM View: Appendix III - Interwell Upgradient
Plant McIntosh Client: Southern Company Data: McIntosh LF4 CCR

Sen's Slope Estimator
GWC-17 (bg)



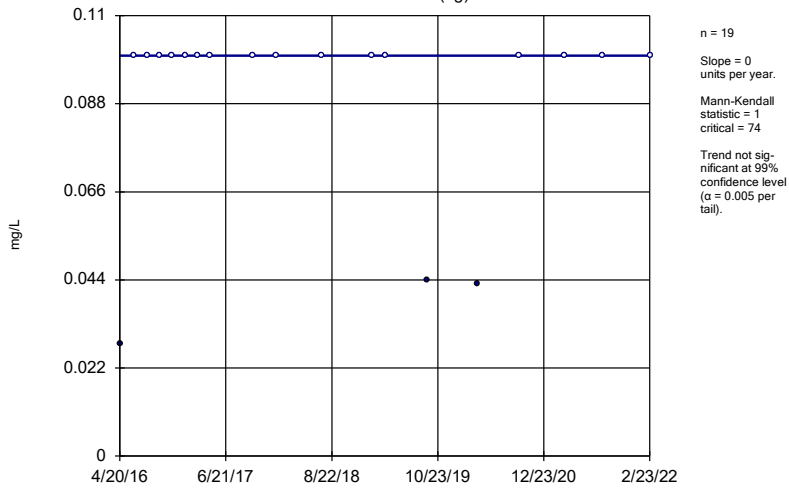
Constituent: Fluoride Analysis Run 8/2/2022 4:44 PM View: Appendix III - Interwell Upgradient
Plant McIntosh Client: Southern Company Data: McIntosh LF4 CCR

Sen's Slope Estimator
GWC-18 (bg)



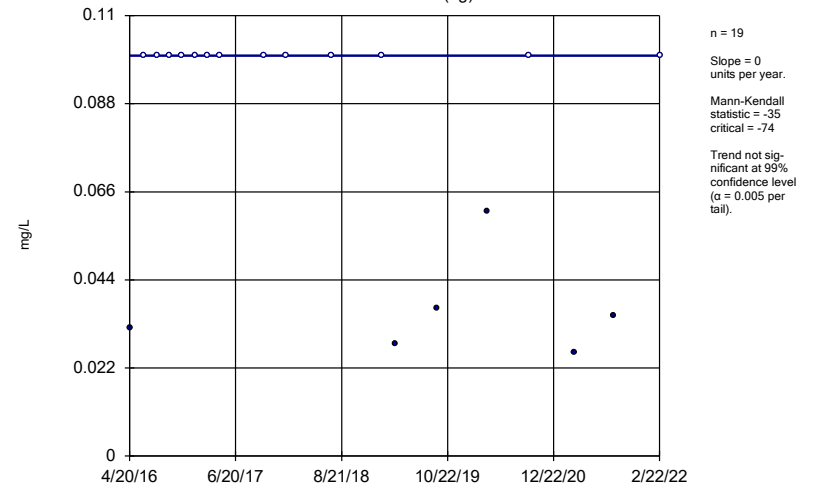
Constituent: Fluoride Analysis Run 8/2/2022 4:44 PM View: Appendix III - Interwell Upgradient
Plant McIntosh Client: Southern Company Data: McIntosh LF4 CCR

Sen's Slope Estimator
GWA-4A (bg)



Constituent: Fluoride Analysis Run 8/2/2022 4:44 PM View: Appendix III - Interwell Upgradient
Plant McIntosh Client: Southern Company Data: McIntosh LF4 CCR

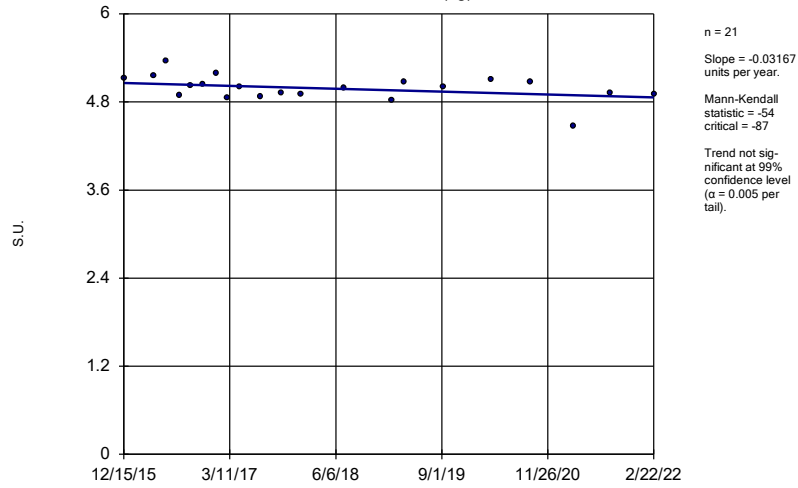
Sen's Slope Estimator
GWA-5 (bg)



Constituent: Fluoride Analysis Run 8/2/2022 4:44 PM View: Appendix III - Interwell Upgradient
Plant McIntosh Client: Southern Company Data: McIntosh LF4 CCR

Sen's Slope Estimator

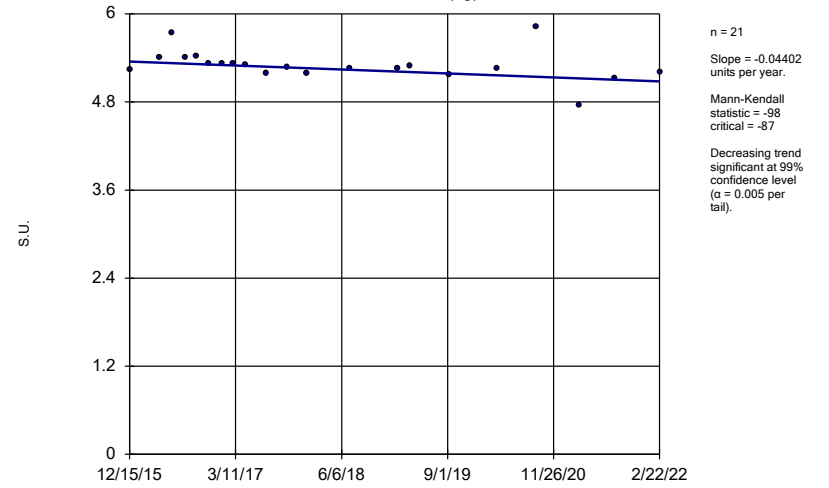
GWA-13 (bg)



Constituent: pH Analysis Run 8/2/2022 4:45 PM View: Appendix III - Interwell Upgradient
Plant McIntosh Client: Southern Company Data: McIntosh LF4 CCR

Sen's Slope Estimator

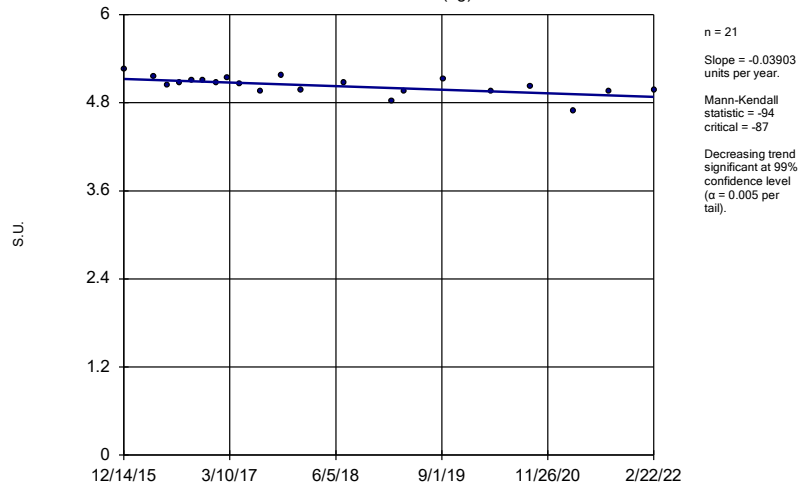
GWA-14 (bg)



Constituent: pH Analysis Run 8/2/2022 4:45 PM View: Appendix III - Interwell Upgradient
Plant McIntosh Client: Southern Company Data: McIntosh LF4 CCR

Sen's Slope Estimator

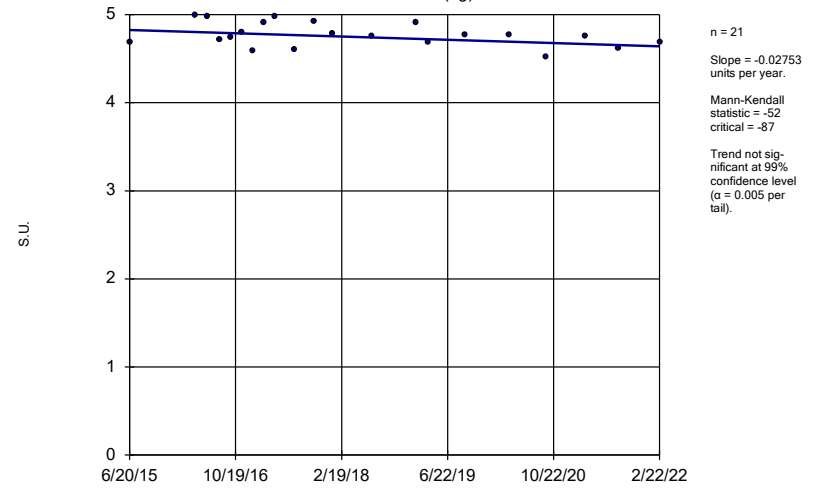
GWA-16 (bg)



Constituent: pH Analysis Run 8/2/2022 4:45 PM View: Appendix III - Interwell Upgradient
Plant McIntosh Client: Southern Company Data: McIntosh LF4 CCR

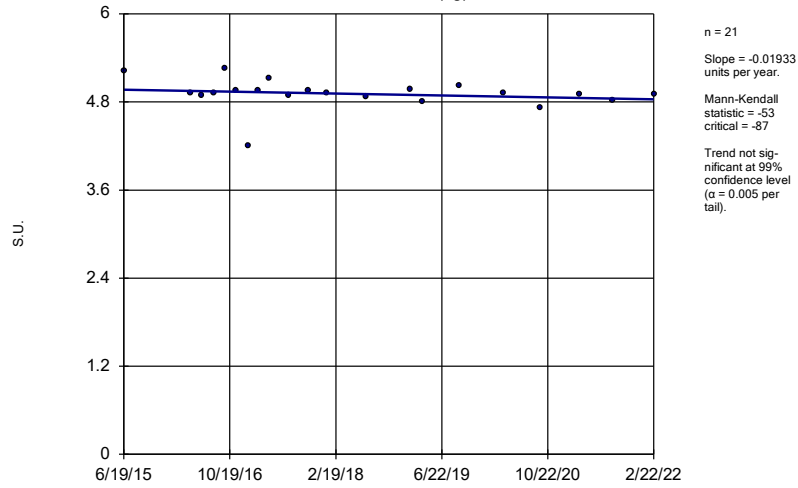
Sen's Slope Estimator

GWA-2 (bg)



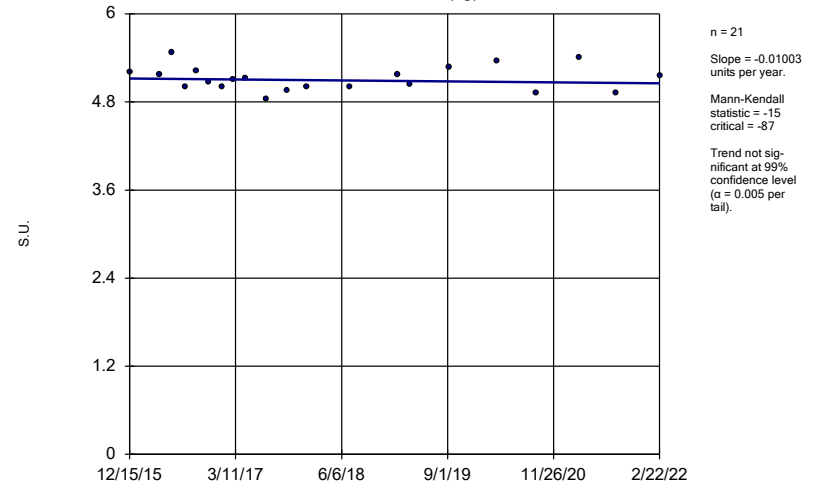
Constituent: pH Analysis Run 8/2/2022 4:45 PM View: Appendix III - Interwell Upgradient
Plant McIntosh Client: Southern Company Data: McIntosh LF4 CCR

Sen's Slope Estimator
GWA-3 (bg)



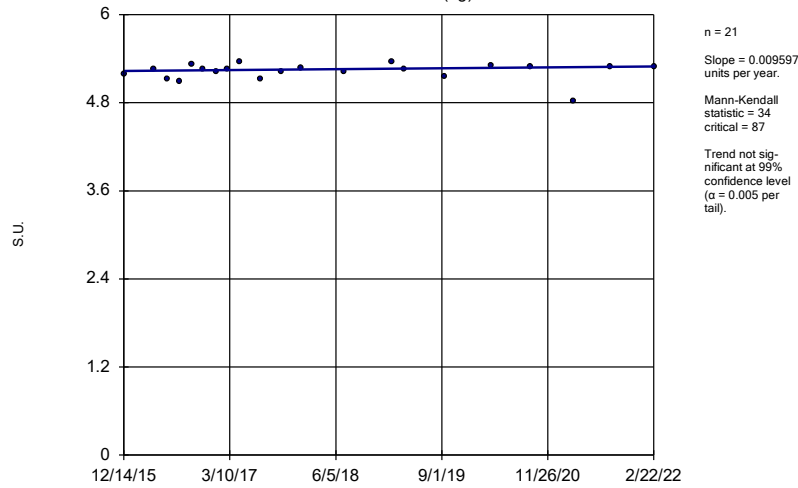
Constituent: pH Analysis Run 8/2/2022 4:45 PM View: Appendix III - Interwell Upgradient
Plant McIntosh Client: Southern Company Data: McIntosh LF4 CCR

Sen's Slope Estimator
GWA-15 (bg)



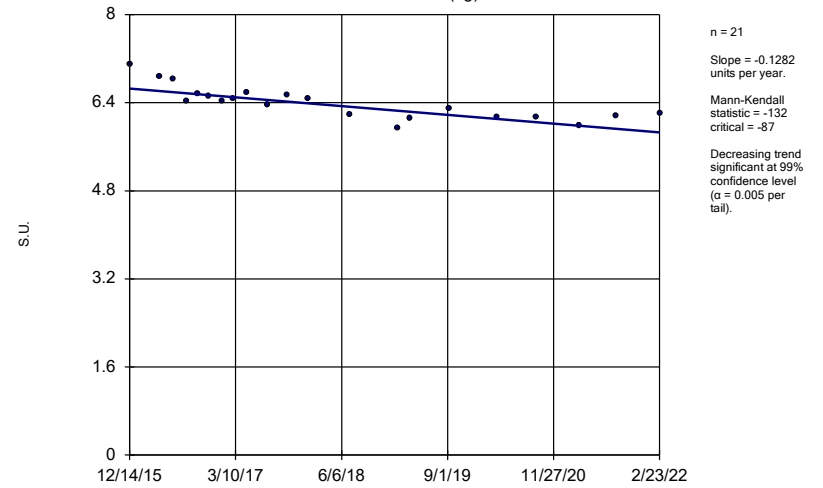
Constituent: pH Analysis Run 8/2/2022 4:45 PM View: Appendix III - Interwell Upgradient
Plant McIntosh Client: Southern Company Data: McIntosh LF4 CCR

Sen's Slope Estimator
GWC-17 (bg)



Constituent: pH Analysis Run 8/2/2022 4:45 PM View: Appendix III - Interwell Upgradient
Plant McIntosh Client: Southern Company Data: McIntosh LF4 CCR

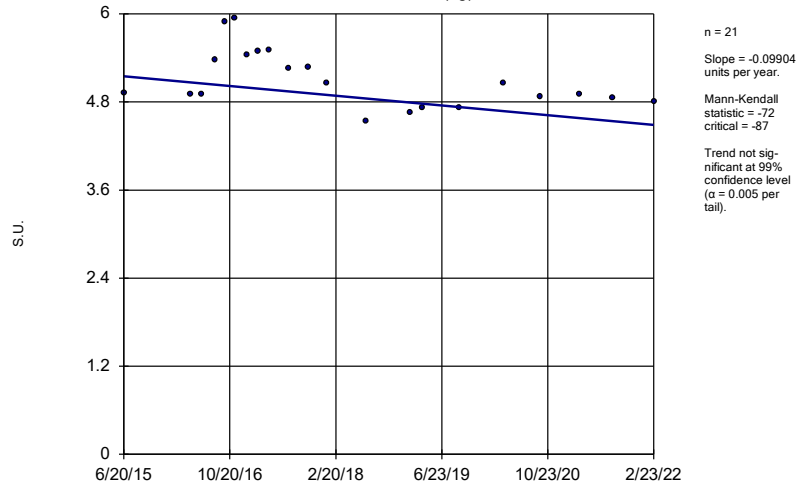
Sen's Slope Estimator
GWC-18 (bg)



Constituent: pH Analysis Run 8/2/2022 4:45 PM View: Appendix III - Interwell Upgradient
Plant McIntosh Client: Southern Company Data: McIntosh LF4 CCR

Sen's Slope Estimator

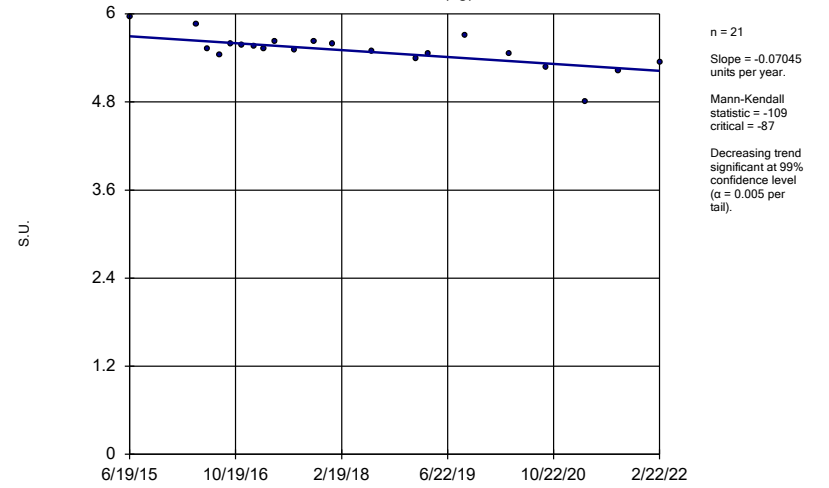
GWA-4A (bg)



Constituent: pH Analysis Run 8/2/2022 4:45 PM View: Appendix III - Interwell Upgradient
Plant McIntosh Client: Southern Company Data: McIntosh LF4 CCR

Sen's Slope Estimator

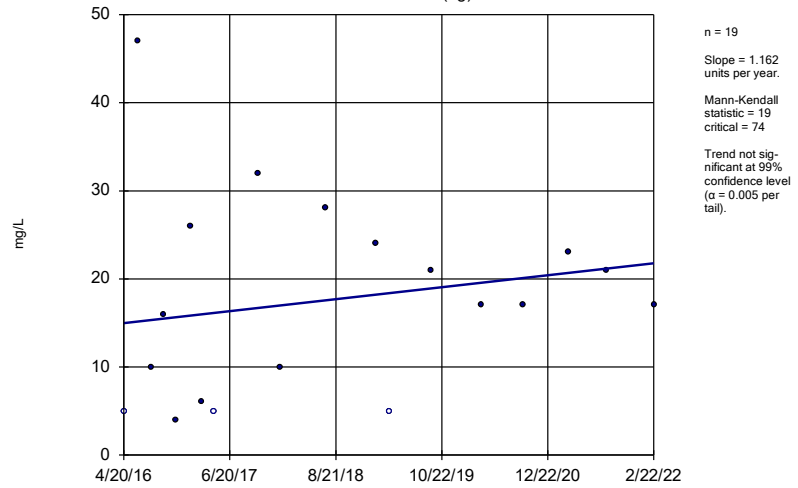
GWA-5 (bg)



Constituent: pH Analysis Run 8/2/2022 4:45 PM View: Appendix III - Interwell Upgradient
Plant McIntosh Client: Southern Company Data: McIntosh LF4 CCR

Sen's Slope Estimator

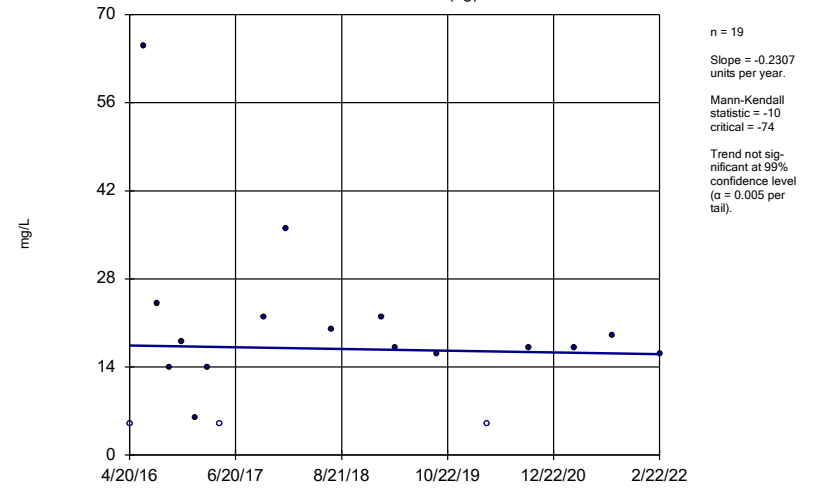
GWA-13 (bg)



Constituent: Total Dissolved Solids Analysis Run 8/2/2022 4:45 PM View: Appendix III - Interwell Upgradie
Plant McIntosh Client: Southern Company Data: McIntosh LF4 CCR

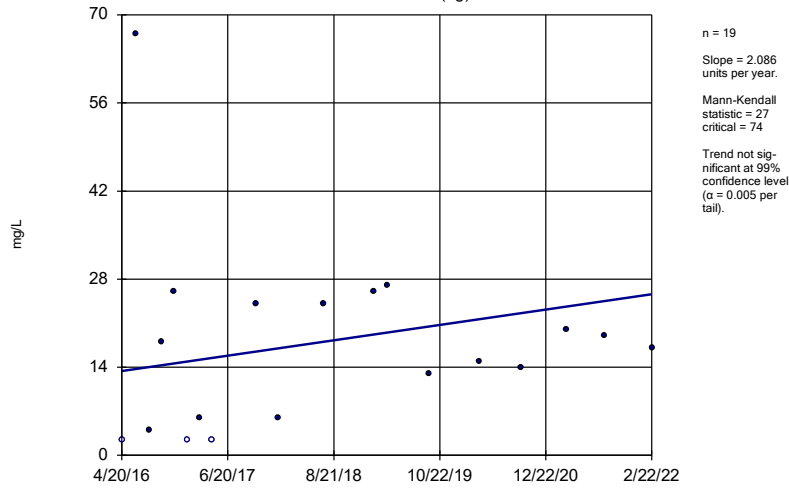
Sen's Slope Estimator

GWA-14 (bg)



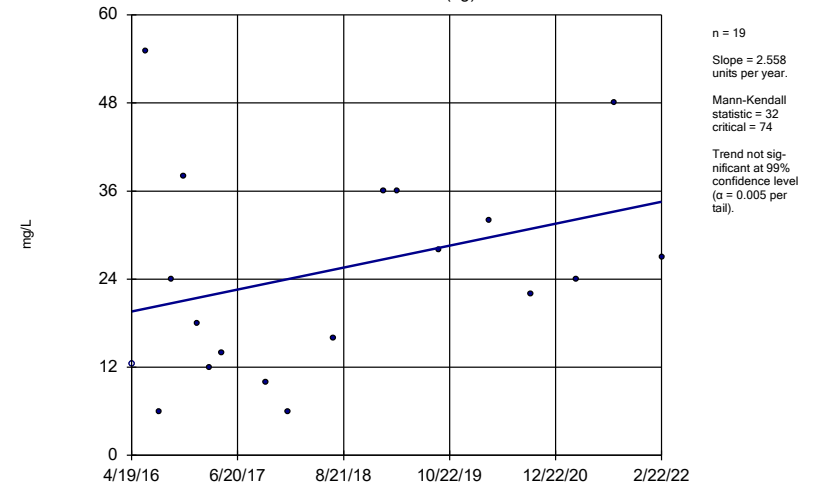
Constituent: Total Dissolved Solids Analysis Run 8/2/2022 4:45 PM View: Appendix III - Interwell Upgradie
Plant McIntosh Client: Southern Company Data: McIntosh LF4 CCR

Sen's Slope Estimator
GWA-16 (bg)



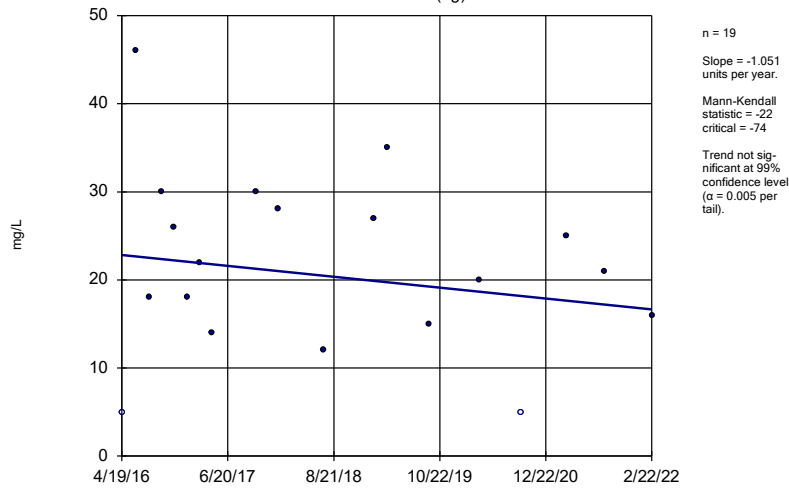
Constituent: Total Dissolved Solids Analysis Run 8/2/2022 4:45 PM View: Appendix III - Interwell Upgrade
Plant McIntosh Client: Southern Company Data: McIntosh LF4 CCR

Sen's Slope Estimator
GWA-2 (bg)



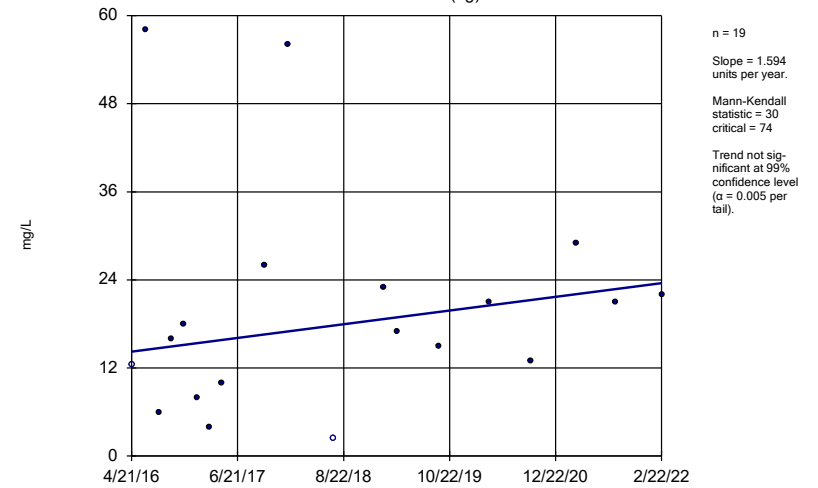
Constituent: Total Dissolved Solids Analysis Run 8/2/2022 4:45 PM View: Appendix III - Interwell Upgrade
Plant McIntosh Client: Southern Company Data: McIntosh LF4 CCR

Sen's Slope Estimator
GWA-3 (bg)



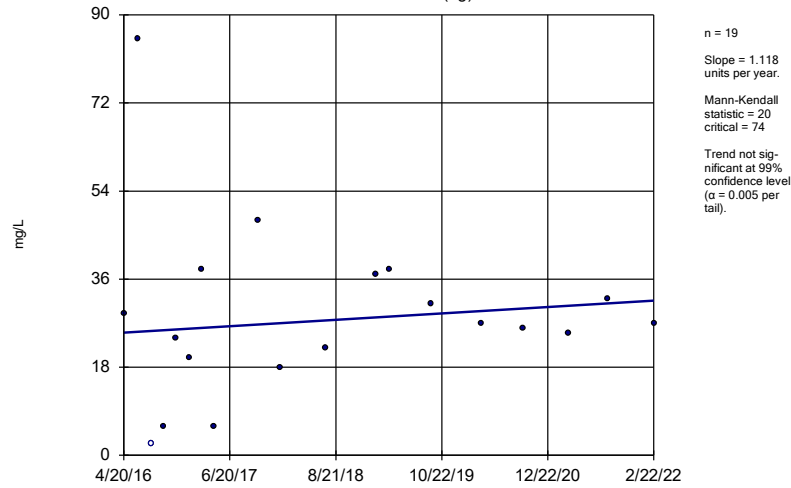
Constituent: Total Dissolved Solids Analysis Run 8/2/2022 4:45 PM View: Appendix III - Interwell Upgrade
Plant McIntosh Client: Southern Company Data: McIntosh LF4 CCR

Sen's Slope Estimator
GWA-15 (bg)



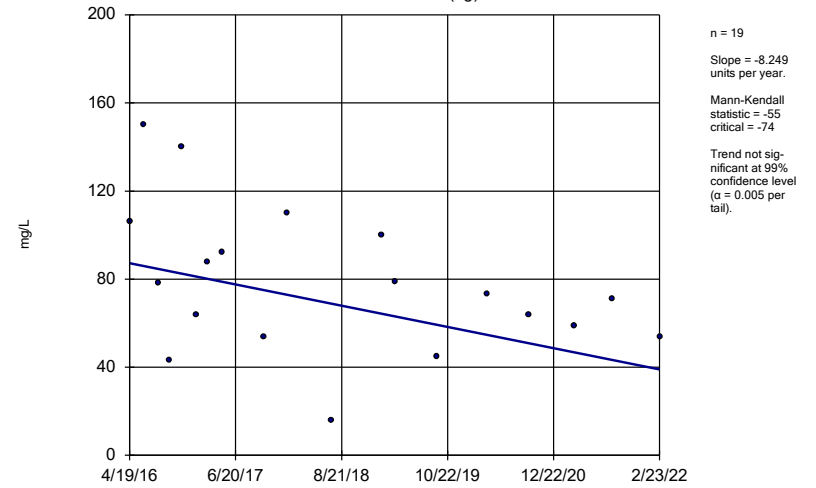
Constituent: Total Dissolved Solids Analysis Run 8/2/2022 4:45 PM View: Appendix III - Interwell Upgrade
Plant McIntosh Client: Southern Company Data: McIntosh LF4 CCR

Sen's Slope Estimator
GWC-17 (bg)



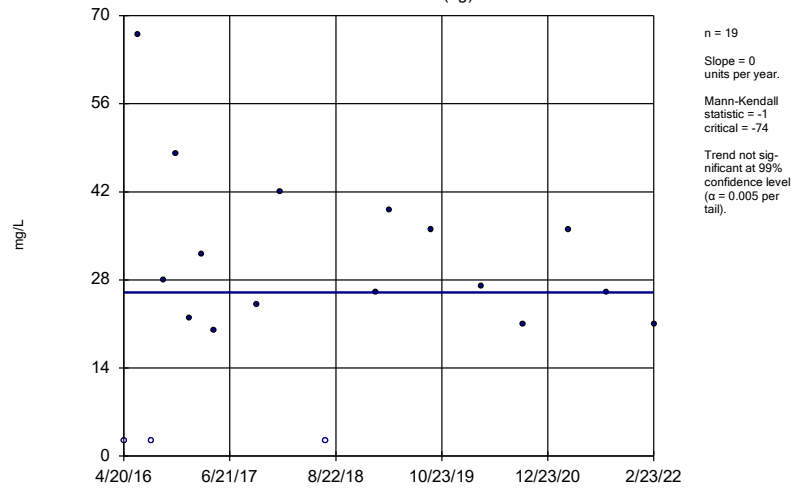
Constituent: Total Dissolved Solids Analysis Run 8/2/2022 4:45 PM View: Appendix III - Interwell Upgrade
Plant McIntosh Client: Southern Company Data: McIntosh LF4 CCR

Sen's Slope Estimator
GWC-18 (bg)



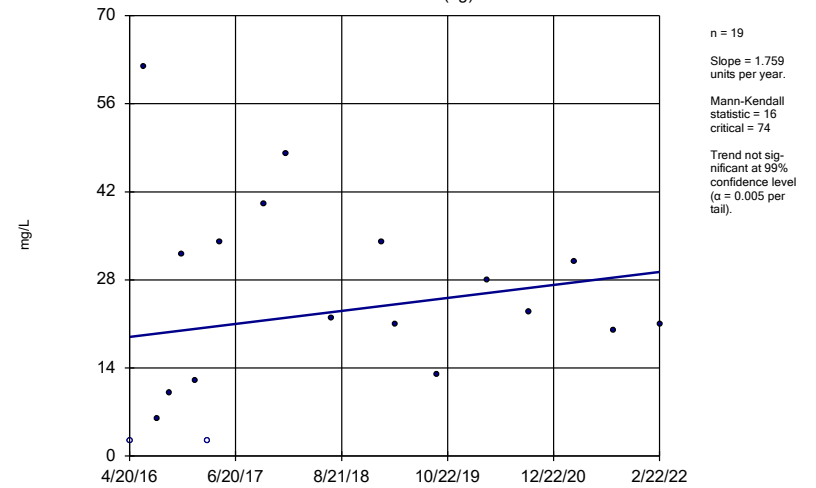
Constituent: Total Dissolved Solids Analysis Run 8/2/2022 4:45 PM View: Appendix III - Interwell Upgrade
Plant McIntosh Client: Southern Company Data: McIntosh LF4 CCR

Sen's Slope Estimator
GWA-4A (bg)



Constituent: Total Dissolved Solids Analysis Run 8/2/2022 4:45 PM View: Appendix III - Interwell Upgrade
Plant McIntosh Client: Southern Company Data: McIntosh LF4 CCR

Sen's Slope Estimator
GWA-5 (bg)



Constituent: Total Dissolved Solids Analysis Run 8/2/2022 4:45 PM View: Appendix III - Interwell Upgrade
Plant McIntosh Client: Southern Company Data: McIntosh LF4 CCR

FIGURE G.

Appendix I Intrawell Prediction Limit - Significant Results

Plant McIntosh Client: Southern Company Data: McIntosh LF4 CCR Printed 8/2/2022, 5:13 PM

Constituent	Well	Upper Lim.	Lower Lim.	Date	Observ.	Sig.	Bg.N	Bg Mean	Std. Dev.	%NDs	ND Adj.	Transform	Alpha	Method
Lead (mg/L)	GWA-2	0.001	n/a	2/22/2022	0.0054	Yes	44	n/a	n/a	97.73	n/a	n/a	0.0009963	NP Intra (NDs) 1 of 2
Zinc (mg/L)	GWA-16	0.006209	n/a	2/22/2022	0.0076	Yes	17	0.003746	0.0009541	41.18	Kaplan-MeierNo		0.0003901	Param Intra 1 of 2
Zinc (mg/L)	GWC-23	0.01473	n/a	2/23/2022	0.017	Yes	12	0.07662	0.01557	33.33	Kaplan-Meiersqrt(x)		0.0003901	Param Intra 1 of 2

Appendix I IntraWell Prediction Limit - All Results

Plant McIntosh Client: Southern Company Data: McIntosh LF4 CCR Printed 8/2/2022, 5:13 PM

Constituent	Well	Upper Lim.	Lower Lim.	Date	Observ.	Sig.	Bg N	Bg Mean	Std. Dev.	%NDs	ND Adj.	Transform	Alpha	Method
Antimony (mg/L)	GWA-13	0.002	n/a	2/22/2022	0.002ND	No	23	n/a	n/a	95.65	n/a	n/a	0.003415	NP Intra (NDs) 1 of 2
Antimony (mg/L)	GWA-14	0.002	n/a	2/22/2022	0.002ND	No	23	n/a	n/a	95.65	n/a	n/a	0.003415	NP Intra (NDs) 1 of 2
Antimony (mg/L)	GWA-2	0.002	n/a	2/22/2022	0.002ND	No	44	n/a	n/a	97.73	n/a	n/a	0.0009963	NP Intra (NDs) 1 of 2
Antimony (mg/L)	GWA-3	0.0022	n/a	2/22/2022	0.002ND	No	44	n/a	n/a	95.45	n/a	n/a	0.0009963	NP Intra (NDs) 1 of 2
Antimony (mg/L)	GWC-18	0.002	n/a	2/23/2022	0.002ND	No	23	n/a	n/a	95.65	n/a	n/a	0.003415	NP Intra (NDs) 1 of 2
Arsenic (mg/L)	GWA-13	0.001	n/a	2/22/2022	0.001ND	No	23	n/a	n/a	95.65	n/a	n/a	0.003415	NP Intra (NDs) 1 of 2
Arsenic (mg/L)	GWA-14	0.001	n/a	2/22/2022	0.001ND	No	23	n/a	n/a	95.65	n/a	n/a	0.003415	NP Intra (NDs) 1 of 2
Arsenic (mg/L)	GWA-16	0.001	n/a	2/22/2022	0.001ND	No	23	n/a	n/a	95.65	n/a	n/a	0.003415	NP Intra (NDs) 1 of 2
Arsenic (mg/L)	GWA-3	0.0011	n/a	2/22/2022	0.001ND	No	43	n/a	n/a	93.02	n/a	n/a	0.001037	NP Intra (NDs) 1 of 2
Arsenic (mg/L)	GWC-1	0.001	n/a	2/23/2022	0.001ND	No	44	n/a	n/a	97.73	n/a	n/a	0.0009963	NP Intra (NDs) 1 of 2
Arsenic (mg/L)	GWC-10	0.0013	n/a	2/23/2022	0.00048J	No	44	n/a	n/a	79.55	n/a	n/a	0.0009963	NP Intra (NDs) 1 of 2
Arsenic (mg/L)	GWC-11	0.005	n/a	2/23/2022	0.0013	No	44	n/a	n/a	59.09	n/a	n/a	0.0009963	NP Intra (NDs) 1 of 2
Arsenic (mg/L)	GWC-12	0.0011	n/a	2/23/2022	0.001ND	No	44	n/a	n/a	90.91	n/a	n/a	0.0009963	NP Intra (NDs) 1 of 2
Arsenic (mg/L)	GWA-15	0.001	n/a	2/22/2022	0.001ND	No	23	n/a	n/a	86.96	n/a	n/a	0.003415	NP Intra (NDs) 1 of 2
Arsenic (mg/L)	GWC-17	0.001	n/a	2/22/2022	0.001ND	No	23	n/a	n/a	82.61	n/a	n/a	0.003415	NP Intra (NDs) 1 of 2
Arsenic (mg/L)	GWC-18	0.001599	n/a	2/23/2022	0.00098J	No	23	0.0008505	0.0003091	26.09	Kaplan-Meier	No	0.0003901	Param Intra 1 of 2
Arsenic (mg/L)	GWC-19	0.001	n/a	2/23/2022	0.00028J	No	23	n/a	n/a	86.96	n/a	n/a	0.003415	NP Intra (NDs) 1 of 2
Arsenic (mg/L)	GWC-20	0.001	n/a	2/22/2022	0.001ND	No	23	n/a	n/a	86.96	n/a	n/a	0.003415	NP Intra (NDs) 1 of 2
Arsenic (mg/L)	GWC-21	0.0022	n/a	2/23/2022	0.001ND	No	23	n/a	n/a	73.91	n/a	n/a	0.003415	NP Intra (NDs) 1 of 2
Arsenic (mg/L)	GWC-23	0.0021	n/a	2/23/2022	0.001ND	No	18	n/a	n/a	55.56	n/a	n/a	0.005373	NP Intra (NDs) 1 of 2
Arsenic (mg/L)	GWA-4A	0.0027	n/a	2/23/2022	0.00035J	No	44	n/a	n/a	75	n/a	n/a	0.0009963	NP Intra (NDs) 1 of 2
Arsenic (mg/L)	GWA-5	0.0027	n/a	2/22/2022	0.001ND	No	46	n/a	n/a	93.48	n/a	n/a	0.0009151	NP Intra (NDs) 1 of 2
Arsenic (mg/L)	GWC-9	0.001	n/a	2/23/2022	0.001ND	No	44	n/a	n/a	93.18	n/a	n/a	0.0009963	NP Intra (NDs) 1 of 2
Barium (mg/L)	GWA-13	0.03	n/a	2/22/2022	0.019	No	23	n/a	n/a	0	n/a	n/a	0.003415	NP Intra (normality) 1 of 2
Barium (mg/L)	GWA-14	0.018	n/a	2/22/2022	0.014	No	23	n/a	n/a	0	n/a	n/a	0.003415	NP Intra (normality) 1 of 2
Barium (mg/L)	GWA-16	0.039	n/a	2/22/2022	0.026	No	23	n/a	n/a	0	n/a	n/a	0.003415	NP Intra (normality) 1 of 2
Barium (mg/L)	GWA-2	0.03951	n/a	2/22/2022	0.038	No	21	0.001061	0.000203	0	None	x^2	0.0003901	Param Intra 1 of 2
Barium (mg/L)	GWA-3	0.02824	n/a	2/22/2022	0.015	No	41	0.1253	0.01911	0	None	sqrt(x)	0.0003901	Param Intra 1 of 2
Barium (mg/L)	GWC-1	0.05868	n/a	2/23/2022	0.039	No	26	0.04082	0.007541	0	None	No	0.0003901	Param Intra 1 of 2
Barium (mg/L)	GWC-10	0.04584	n/a	2/23/2022	0.018	No	44	-3.805	0.3247	0	None	ln(x)	0.0003901	Param Intra 1 of 2
Barium (mg/L)	GWC-11	0.026	n/a	2/23/2022	0.01	No	43	n/a	n/a	0	n/a	n/a	0.001037	NP Intra (normality) 1 of 2
Barium (mg/L)	GWC-12	0.016	n/a	2/23/2022	0.01	No	44	n/a	n/a	0	n/a	n/a	0.0009963	NP Intra (normality) 1 of 2
Barium (mg/L)	GWA-15	0.0298	n/a	2/22/2022	0.026	No	23	0.02488	0.002035	0	None	No	0.0003901	Param Intra 1 of 2
Barium (mg/L)	GWC-17	0.021	n/a	2/22/2022	0.019	No	23	n/a	n/a	0	n/a	n/a	0.003415	NP Intra (normality) 1 of 2
Barium (mg/L)	GWC-18	0.02733	n/a	2/23/2022	0.012	No	16	0.01725	0.003856	0	None	No	0.0003901	Param Intra 1 of 2
Barium (mg/L)	GWC-19	0.02234	n/a	2/23/2022	0.01	No	18	0.0143	0.003157	0	None	No	0.0003901	Param Intra 1 of 2
Barium (mg/L)	GWC-20	0.02816	n/a	2/22/2022	0.018	No	17	0.02041	0.003001	0	None	No	0.0003901	Param Intra 1 of 2
Barium (mg/L)	GWC-21	0.02892	n/a	2/23/2022	0.02	No	23	0.1356	0.01422	0	None	sqrt(x)	0.0003901	Param Intra 1 of 2
Barium (mg/L)	GWC-23	0.05222	n/a	2/23/2022	0.024	No	11	0.02973	0.007511	0	None	No	0.0003901	Param Intra 1 of 2
Barium (mg/L)	GWA-4A	0.03912	n/a	2/23/2022	0.015	No	44	0.02332	0.007101	0	None	No	0.0003901	Param Intra 1 of 2
Barium (mg/L)	GWA-5	0.07111	n/a	2/22/2022	0.041	No	26	0.04259	0.01205	0	None	No	0.0003901	Param Intra 1 of 2
Barium (mg/L)	GWC-9	0.03659	n/a	2/23/2022	0.026	No	44	0.02483	0.005288	0	None	No	0.0003901	Param Intra 1 of 2
Beryllium (mg/L)	GWA-13	0.0025	n/a	2/22/2022	0.0025ND	No	22	n/a	n/a	86.36	n/a	n/a	0.003707	NP Intra (NDs) 1 of 2
Beryllium (mg/L)	GWA-14	0.0025	n/a	2/22/2022	0.0025ND	No	23	n/a	n/a	91.3	n/a	n/a	0.003415	NP Intra (NDs) 1 of 2
Beryllium (mg/L)	GWA-16	0.0025	n/a	2/22/2022	0.0025ND	No	23	n/a	n/a	91.3	n/a	n/a	0.003415	NP Intra (NDs) 1 of 2
Beryllium (mg/L)	GWA-2	0.0025	n/a	2/22/2022	0.0025ND	No	44	n/a	n/a	86.36	n/a	n/a	0.0009963	NP Intra (NDs) 1 of 2
Beryllium (mg/L)	GWA-3	0.0025	n/a	2/22/2022	0.0025ND	No	44	n/a	n/a	95.45	n/a	n/a	0.0009963	NP Intra (NDs) 1 of 2
Beryllium (mg/L)	GWC-1	0.0025	n/a	2/23/2022	0.0025ND	No	44	n/a	n/a	79.55	n/a	n/a	0.0009963	NP Intra (NDs) 1 of 2
Beryllium (mg/L)	GWC-10	0.0025	n/a	2/23/2022	0.0025ND	No	44	n/a	n/a	93.18	n/a	n/a	0.0009963	NP Intra (NDs) 1 of 2
Beryllium (mg/L)	GWC-11	0.0025	n/a	2/23/2022	0.0025ND	No	44	n/a	n/a	95.45	n/a	n/a	0.0009963	NP Intra (NDs) 1 of 2
Beryllium (mg/L)	GWC-12	0.0025	n/a	2/23/2022	0.0025ND	No	44	n/a	n/a	81.82	n/a	n/a	0.0009963	NP Intra (NDs) 1 of 2
Beryllium (mg/L)	GWA-15	0.0025	n/a	2/22/2022	0.0025ND	No	23	n/a	n/a	95.65	n/a	n/a	0.003415	NP Intra (NDs) 1 of 2
Beryllium (mg/L)	GWC-17	0.001	n/a	2/22/2022	0.00078J	No	22	n/a	n/a	0	n/a	n/a	0.003707	NP Intra (normality) 1 of 2
Beryllium (mg/L)	GWC-18	0.0025	n/a	2/23/2022	0.0025ND	No	23	n/a	n/a	95.65	n/a	n/a	0.003415	NP Intra (NDs) 1 of 2
Beryllium (mg/L)	GWC-19	0.0025	n/a	2/23/2022	0.00031J	No	23	n/a	n/a	56.52	n/a	n/a	0.003415	NP Intra (NDs) 1 of 2
Beryllium (mg/L)	GWC-20	0.0025	n/a	2/22/2022	0.0025ND	No	23	n/a	n/a	56.52	n/a	n/a	0.003415	NP Intra (NDs) 1 of 2
Beryllium (mg/L)	GWC-21	0.0025	n/a	2/23/2022	0.0025ND	No	23	n/a	n/a	91.3	n/a	n/a	0.003415	NP Intra (NDs) 1 of 2
Beryllium (mg/L)	GWC-23	0.0025	n/a	2/23/2022	0.0025ND	No	18	n/a	n/a	88.89	n/a	n/a	0.005373	NP Intra (NDs) 1 of 2
Beryllium (mg/L)	GWA-4A	0.0025	n/a	2/23/2022	0.0025ND	No	44	n/a	n/a	90.91	n/a	n/a	0.0009963	NP Intra (NDs) 1 of 2
Beryllium (mg/L)	GWA-5	0.0025	n/a	2/22/2022	0.0025ND	No	46	n/a	n/a	93.48	n/a	n/a	0.0009151	NP Intra (NDs) 1 of 2

Appendix I Intradwell Prediction Limit - All Results

Plant McIntosh Client: Southern Company Data: McIntosh LF4 CCR Printed 8/2/2022, 5:13 PM

Constituent	Well	Upper Lim.	Lower Lim.	Date	Observ.	Sig.	Bg N	Bg Mean	Std. Dev.	%NDs	ND Adj.	Transform	Alpha	Method
Beryllium (mg/L)	GWC-9	0.0025	n/a	2/23/2022	0.0025ND	No	44	n/a	n/a	90.91	n/a	n/a	0.0009963	NP Intra (NDs) 1 of 2
Cadmium (mg/L)	GWA-13	0.0025	n/a	2/22/2022	0.0025ND	No	23	n/a	n/a	91.3	n/a	n/a	0.003415	NP Intra (NDs) 1 of 2
Cadmium (mg/L)	GWA-14	0.0025	n/a	2/22/2022	0.0025ND	No	23	n/a	n/a	91.3	n/a	n/a	0.003415	NP Intra (NDs) 1 of 2
Cadmium (mg/L)	GWA-16	0.0025	n/a	2/22/2022	0.0025ND	No	23	n/a	n/a	95.65	n/a	n/a	0.003415	NP Intra (NDs) 1 of 2
Cadmium (mg/L)	GWC-17	0.0008068	n/a	2/22/2022	0.00064J	No	23	0.0005767	0.00009507	0	None	No	0.0003901	Param Intra 1 of 2
Cadmium (mg/L)	GWC-18	0.0025	n/a	2/23/2022	0.0025ND	No	23	n/a	n/a	95.65	n/a	n/a	0.003415	NP Intra (NDs) 1 of 2
Cadmium (mg/L)	GWC-19	0.0025	n/a	2/23/2022	0.0025ND	No	23	n/a	n/a	82.61	n/a	n/a	0.003415	NP Intra (NDs) 1 of 2
Cadmium (mg/L)	GWC-20	0.0025	n/a	2/22/2022	0.0025ND	No	23	n/a	n/a	60.87	n/a	n/a	0.003415	NP Intra (NDs) 1 of 2
Cadmium (mg/L)	GWC-21	0.0025	n/a	2/23/2022	0.0025ND	No	23	n/a	n/a	82.61	n/a	n/a	0.003415	NP Intra (NDs) 1 of 2
Cadmium (mg/L)	GWC-23	0.0025	n/a	2/23/2022	0.0025ND	No	18	n/a	n/a	88.89	n/a	n/a	0.005373	NP Intra (NDs) 1 of 2
Cadmium (mg/L)	GWA-4A	0.0025	n/a	2/23/2022	0.00024J	No	44	n/a	n/a	93.18	n/a	n/a	0.0009963	NP Intra (NDs) 1 of 2
Chromium (mg/L)	GWA-13	0.0094	n/a	2/22/2022	0.002ND	No	21	n/a	n/a	66.67	n/a	n/a	0.003999	NP Intra (NDs) 1 of 2
Chromium (mg/L)	GWA-14	0.0047	n/a	2/22/2022	0.002ND	No	22	n/a	n/a	86.36	n/a	n/a	0.003707	NP Intra (NDs) 1 of 2
Chromium (mg/L)	GWA-16	0.024	n/a	2/22/2022	0.0015J	No	22	n/a	n/a	36.36	n/a	n/a	0.003707	NP Intra (normality) 1 of 2
Chromium (mg/L)	GWA-2	0.003313	n/a	2/22/2022	0.0018J	No	43	0.03944	0.008126	20.93	Kaplan-Meier sqrt(x)		0.0003901	Param Intra 1 of 2
Chromium (mg/L)	GWA-3	0.003714	n/a	2/22/2022	0.002ND	No	43	-6.638	0.4673	34.88	Kaplan-Meier ln(x)		0.0003901	Param Intra 1 of 2
Chromium (mg/L)	GWC-1	0.005	n/a	2/23/2022	0.002ND	No	44	n/a	n/a	40.91	n/a	n/a	0.0009963	NP Intra (normality) 1 of 2
Chromium (mg/L)	GWC-10	0.01	n/a	2/23/2022	0.0031	No	44	n/a	n/a	20.45	n/a	n/a	0.0009963	NP Intra (normality) 1 of 2
Chromium (mg/L)	GWC-11	0.01042	n/a	2/23/2022	0.005	No	44	0.005738	0.002105	2.273	None	No	0.0003901	Param Intra 1 of 2
Chromium (mg/L)	GWC-12	0.01	n/a	2/23/2022	0.0016J	No	44	n/a	n/a	18.18	n/a	n/a	0.0009963	NP Intra (normality) 1 of 2
Chromium (mg/L)	GWA-15	0.0051	n/a	2/22/2022	0.002ND	No	22	n/a	n/a	63.64	n/a	n/a	0.003707	NP Intra (NDs) 1 of 2
Chromium (mg/L)	GWC-17	0.01	n/a	2/22/2022	0.003	No	22	n/a	n/a	22.73	n/a	n/a	0.003707	NP Intra (normality) 1 of 2
Chromium (mg/L)	GWC-18	0.006324	n/a	2/23/2022	0.0025	No	22	-6.022	0.3929	0	None	ln(x)	0.0003901	Param Intra 1 of 2
Chromium (mg/L)	GWC-19	0.0056	n/a	2/23/2022	0.0016J	No	22	n/a	n/a	13.64	n/a	n/a	0.003707	NP Intra (normality) 1 of 2
Chromium (mg/L)	GWC-20	0.005	n/a	2/22/2022	0.002ND	No	22	n/a	n/a	81.82	n/a	n/a	0.003707	NP Intra (NDs) 1 of 2
Chromium (mg/L)	GWC-21	0.0044	n/a	2/23/2022	0.002ND	No	21	n/a	n/a	85.71	n/a	n/a	0.003999	NP Intra (NDs) 1 of 2
Chromium (mg/L)	GWC-23	0.004	n/a	2/23/2022	0.0028	No	18	n/a	n/a	61.11	n/a	n/a	0.005373	NP Intra (NDs) 1 of 2
Chromium (mg/L)	GWA-4A	0.0096	n/a	2/23/2022	0.002ND	No	44	n/a	n/a	70.45	n/a	n/a	0.0009963	NP Intra (NDs) 1 of 2
Chromium (mg/L)	GWA-5	0.0054	n/a	2/22/2022	0.002ND	No	45	n/a	n/a	68.89	n/a	n/a	0.0009557	NP Intra (NDs) 1 of 2
Chromium (mg/L)	GWC-9	0.0043	n/a	2/23/2022	0.002ND	No	43	n/a	n/a	67.44	n/a	n/a	0.001037	NP Intra (NDs) 1 of 2
Cobalt (mg/L)	GWA-13	0.001556	n/a	2/22/2022	0.00052J	No	23	-7.415	0.3922	17.39	Kaplan-Meier ln(x)		0.0003901	Param Intra 1 of 2
Cobalt (mg/L)	GWA-14	0.0025	n/a	2/22/2022	0.00042J	No	23	n/a	n/a	39.13	n/a	n/a	0.003415	NP Intra (normality) 1 of 2
Cobalt (mg/L)	GWA-16	0.0025	n/a	2/22/2022	0.00048J	No	23	n/a	n/a	13.04	n/a	n/a	0.003415	NP Intra (normality) 1 of 2
Cobalt (mg/L)	GWA-2	0.01	n/a	2/22/2022	0.0015J	No	44	n/a	n/a	47.73	n/a	n/a	0.0009963	NP Intra (normality) 1 of 2
Cobalt (mg/L)	GWA-3	0.0025	n/a	2/22/2022	0.00037J	No	43	n/a	n/a	79.07	n/a	n/a	0.001037	NP Intra (NDs) 1 of 2
Cobalt (mg/L)	GWC-1	0.0025	n/a	2/23/2022	0.0017J	No	44	n/a	n/a	45.45	n/a	n/a	0.0009963	NP Intra (normality) 1 of 2
Cobalt (mg/L)	GWC-10	0.0025	n/a	2/23/2022	0.0025ND	No	44	n/a	n/a	93.18	n/a	n/a	0.0009963	NP Intra (NDs) 1 of 2
Cobalt (mg/L)	GWC-11	0.0071	n/a	2/23/2022	0.0025ND	No	44	n/a	n/a	81.82	n/a	n/a	0.0009963	NP Intra (NDs) 1 of 2
Cobalt (mg/L)	GWC-12	0.005	n/a	2/23/2022	0.00049J	No	43	n/a	n/a	48.84	n/a	n/a	0.001037	NP Intra (normality) 1 of 2
Cobalt (mg/L)	GWA-15	0.0025	n/a	2/22/2022	0.00051J	No	23	n/a	n/a	17.39	n/a	n/a	0.003415	NP Intra (normality) 1 of 2
Cobalt (mg/L)	GWC-17	0.002151	n/a	2/22/2022	0.0025ND	No	23	0.02623	0.008328	17.39	Kaplan-Meier sqrt(x)		0.0003901	Param Intra 1 of 2
Cobalt (mg/L)	GWC-18	0.0025	n/a	2/23/2022	0.0025ND	No	23	n/a	n/a	91.3	n/a	n/a	0.003415	NP Intra (NDs) 1 of 2
Cobalt (mg/L)	GWC-19	0.0025	n/a	2/23/2022	0.0025ND	No	23	n/a	n/a	78.26	n/a	n/a	0.003415	NP Intra (NDs) 1 of 2
Cobalt (mg/L)	GWC-20	0.003273	n/a	2/22/2022	0.0009J	No	17	0.001572	0.0006589	0	None	No	0.0003901	Param Intra 1 of 2
Cobalt (mg/L)	GWC-21	0.002693	n/a	2/23/2022	0.00079J	No	22	0.001493	0.0004917	9.091	None	No	0.0003901	Param Intra 1 of 2
Cobalt (mg/L)	GWC-23	0.01076	n/a	2/23/2022	0.0026	No	18	0.005633	0.002013	0	None	No	0.0003901	Param Intra 1 of 2
Cobalt (mg/L)	GWA-4A	0.013	n/a	2/23/2022	0.0013J	No	44	n/a	n/a	50	n/a	n/a	0.0009963	NP Intra (normality) 1 of 2
Cobalt (mg/L)	GWA-5	0.011	n/a	2/22/2022	0.00076J	No	46	n/a	n/a	43.48	n/a	n/a	0.0009151	NP Intra (normality) 1 of 2
Cobalt (mg/L)	GWC-9	0.0055	n/a	2/23/2022	0.00064J	No	44	n/a	n/a	50	n/a	n/a	0.0009963	NP Intra (normality) 1 of 2
Copper (mg/L)	GWA-13	0.002	n/a	2/22/2022	0.002ND	No	17	n/a	n/a	94.12	n/a	n/a	0.005914	NP Intra (NDs) 1 of 2
Copper (mg/L)	GWA-14	0.002	n/a	2/22/2022	0.002ND	No	17	n/a	n/a	88.24	n/a	n/a	0.005914	NP Intra (NDs) 1 of 2
Copper (mg/L)	GWA-16	0.002	n/a	2/22/2022	0.002ND	No	17	n/a	n/a	88.24	n/a	n/a	0.005914	NP Intra (NDs) 1 of 2
Copper (mg/L)	GWA-2	0.003	n/a	2/22/2022	0.002ND	No	38	n/a	n/a	97.37	n/a	n/a	0.001294	NP Intra (NDs) 1 of 2
Copper (mg/L)	GWA-3	0.0034	n/a	2/22/2022	0.002ND	No	37	n/a	n/a	86.49	n/a	n/a	0.001361	NP Intra (NDs) 1 of 2
Copper (mg/L)	GWC-1	0.002	n/a	2/23/2022	0.002ND	No	37	n/a	n/a	97.3	n/a	n/a	0.001361	NP Intra (NDs) 1 of 2
Copper (mg/L)	GWC-11	0.0027	n/a	2/23/2022	0.002ND	No	38	n/a	n/a	89.47	n/a	n/a	0.001294	NP Intra (NDs) 1 of 2
Copper (mg/L)	GWC-12	0.002	n/a	2/23/2022	0.002ND	No	38	n/a	n/a	94.74	n/a	n/a	0.001294	NP Intra (NDs) 1 of 2
Copper (mg/L)	GWA-15	0.002	n/a	2/22/2022	0.002ND	No	17	n/a	n/a	94.12	n/a	n/a	0.005914	NP Intra (NDs) 1 of 2
Copper (mg/L)	GWC-17	0.0021	n/a	2/22/2022	0.002ND	No	17	n/a	n/a	82.35	n/a	n/a	0.005914	NP Intra (NDs) 1 of 2
Copper (mg/L)	GWC-18	0.0021	n/a	2/23/2022	0.002ND	No	17	n/a	n/a	64.71	n/a	n/a	0.005914	NP Intra (NDs) 1 of 2

Appendix I IntraWell Prediction Limit - All Results

Plant McIntosh Client: Southern Company Data: McIntosh LF4 CCR Printed 8/2/2022, 5:13 PM

Constituent	Well	Upper Lim.	Lower Lim.	Date	Observ.	Sig.	Bg N	Bg Mean	Std. Dev.	%NDs	ND Adj.	Transform	Alpha	Method
Copper (mg/L)	GWC-19	0.002	n/a	2/23/2022	0.002ND	No	17	n/a	n/a	88.24	n/a	n/a	0.005914	NP Intra (NDs) 1 of 2
Copper (mg/L)	GWC-20	0.002	n/a	2/22/2022	0.002ND	No	17	n/a	n/a	88.24	n/a	n/a	0.005914	NP Intra (NDs) 1 of 2
Copper (mg/L)	GWC-21	0.002	n/a	2/23/2022	0.002ND	No	16	n/a	n/a	81.25	n/a	n/a	0.006456	NP Intra (NDs) 1 of 2
Copper (mg/L)	GWC-23	0.002	n/a	2/23/2022	0.002ND	No	12	n/a	n/a	75	n/a	n/a	0.01077	NP Intra (NDs) 1 of 2
Copper (mg/L)	GWA-4A	0.0051	n/a	2/23/2022	0.0012J	No	38	n/a	n/a	81.58	n/a	n/a	0.001294	NP Intra (NDs) 1 of 2
Copper (mg/L)	GWA-5	0.0021	n/a	2/22/2022	0.002ND	No	38	n/a	n/a	94.74	n/a	n/a	0.001294	NP Intra (NDs) 1 of 2
Copper (mg/L)	GWC-9	0.0021	n/a	2/23/2022	0.002ND	No	38	n/a	n/a	92.11	n/a	n/a	0.001294	NP Intra (NDs) 1 of 2
Lead (mg/L)	GWA-13	0.001	n/a	2/22/2022	0.001ND	No	23	n/a	n/a	95.65	n/a	n/a	0.003415	NP Intra (NDs) 1 of 2
Lead (mg/L)	GWA-14	0.001	n/a	2/22/2022	0.001ND	No	23	n/a	n/a	91.3	n/a	n/a	0.003415	NP Intra (NDs) 1 of 2
Lead (mg/L)	GWA-16	0.001	n/a	2/22/2022	0.001ND	No	23	n/a	n/a	91.3	n/a	n/a	0.003415	NP Intra (NDs) 1 of 2
Lead (mg/L)	GWA-2	0.001	n/a	2/22/2022	0.0054	Yes	44	n/a	n/a	97.73	n/a	n/a	0.0009963	NP Intra (NDs) 1 of 2
Lead (mg/L)	GWC-11	0.001	n/a	2/23/2022	0.00017J	No	44	n/a	n/a	90.91	n/a	n/a	0.0009963	NP Intra (NDs) 1 of 2
Lead (mg/L)	GWC-18	0.001	n/a	2/23/2022	0.00026J	No	23	n/a	n/a	78.26	n/a	n/a	0.003415	NP Intra (NDs) 1 of 2
Lead (mg/L)	GWC-20	0.001	n/a	2/22/2022	0.001ND	No	23	n/a	n/a	95.65	n/a	n/a	0.003415	NP Intra (NDs) 1 of 2
Lead (mg/L)	GWC-21	0.001	n/a	2/23/2022	0.001ND	No	23	n/a	n/a	91.3	n/a	n/a	0.003415	NP Intra (NDs) 1 of 2
Lead (mg/L)	GWC-23	0.001	n/a	2/23/2022	0.001ND	No	18	n/a	n/a	88.89	n/a	n/a	0.005373	NP Intra (NDs) 1 of 2
Lead (mg/L)	GWA-4A	0.001	n/a	2/23/2022	0.00019J	No	44	n/a	n/a	95.45	n/a	n/a	0.0009963	NP Intra (NDs) 1 of 2
Lead (mg/L)	GWA-5	0.001	n/a	2/22/2022	0.001ND	No	46	n/a	n/a	91.3	n/a	n/a	0.0009151	NP Intra (NDs) 1 of 2
Nickel (mg/L)	GWA-13	0.001	n/a	2/22/2022	0.001ND	No	17	n/a	n/a	82.35	n/a	n/a	0.005914	NP Intra (NDs) 1 of 2
Nickel (mg/L)	GWA-14	0.001	n/a	2/22/2022	0.001ND	No	17	n/a	n/a	58.82	n/a	n/a	0.005914	NP Intra (NDs) 1 of 2
Nickel (mg/L)	GWA-16	0.001	n/a	2/22/2022	0.001ND	No	17	n/a	n/a	70.59	n/a	n/a	0.005914	NP Intra (NDs) 1 of 2
Nickel (mg/L)	GWA-2	0.0043	n/a	2/22/2022	0.00092J	No	38	n/a	n/a	73.68	n/a	n/a	0.001294	NP Intra (NDs) 1 of 2
Nickel (mg/L)	GWA-3	0.001	n/a	2/22/2022	0.001ND	No	36	n/a	n/a	88.89	n/a	n/a	0.001429	NP Intra (NDs) 1 of 2
Nickel (mg/L)	GWC-1	0.0025	n/a	2/23/2022	0.0012	No	37	n/a	n/a	75.68	n/a	n/a	0.001361	NP Intra (NDs) 1 of 2
Nickel (mg/L)	GWC-10	0.0013	n/a	2/23/2022	0.001ND	No	38	n/a	n/a	92.11	n/a	n/a	0.001294	NP Intra (NDs) 1 of 2
Nickel (mg/L)	GWC-11	0.0049	n/a	2/23/2022	0.001ND	No	38	n/a	n/a	76.32	n/a	n/a	0.001294	NP Intra (NDs) 1 of 2
Nickel (mg/L)	GWC-12	0.0057	n/a	2/23/2022	0.0011	No	38	n/a	n/a	76.32	n/a	n/a	0.001294	NP Intra (NDs) 1 of 2
Nickel (mg/L)	GWA-15	0.001	n/a	2/22/2022	0.00061J	No	17	n/a	n/a	76.47	n/a	n/a	0.005914	NP Intra (NDs) 1 of 2
Nickel (mg/L)	GWC-17	0.004232	n/a	2/22/2022	0.0017	No	17	0.04658	0.007156	5.882	None	sqrt(x)	0.0003901	Param Intra 1 of 2
Nickel (mg/L)	GWC-18	0.0025	n/a	2/23/2022	0.001	No	17	n/a	n/a	41.18	n/a	n/a	0.005914	NP Intra (normality) 1 of 2
Nickel (mg/L)	GWC-19	0.002989	n/a	2/23/2022	0.0011	No	17	0.001765	0.0004743	5.882	None	No	0.0003901	Param Intra 1 of 2
Nickel (mg/L)	GWC-20	0.006632	n/a	2/22/2022	0.00092J	No	17	0.002119	0.001748	29.41	Kaplan-Meier	No	0.0003901	Param Intra 1 of 2
Nickel (mg/L)	GWC-21	0.0025	n/a	2/23/2022	0.00071J	No	17	n/a	n/a	64.71	n/a	n/a	0.005914	NP Intra (NDs) 1 of 2
Nickel (mg/L)	GWC-23	0.003189	n/a	2/23/2022	0.0013	No	12	0.001522	0.0005802	16.67	Kaplan-Meier	No	0.0003901	Param Intra 1 of 2
Nickel (mg/L)	GWA-4A	0.0072	n/a	2/23/2022	0.001ND	No	38	n/a	n/a	60.53	n/a	n/a	0.001294	NP Intra (NDs) 1 of 2
Nickel (mg/L)	GWA-5	0.0031	n/a	2/22/2022	0.001ND	No	38	n/a	n/a	84.21	n/a	n/a	0.001294	NP Intra (NDs) 1 of 2
Nickel (mg/L)	GWC-9	0.0033	n/a	2/23/2022	0.00076J	No	38	n/a	n/a	81.58	n/a	n/a	0.001294	NP Intra (NDs) 1 of 2
Selenium (mg/L)	GWA-13	0.005	n/a	2/22/2022	0.005ND	No	23	n/a	n/a	95.65	n/a	n/a	0.003415	NP Intra (NDs) 1 of 2
Selenium (mg/L)	GWA-16	0.005	n/a	2/22/2022	0.005ND	No	23	n/a	n/a	95.65	n/a	n/a	0.003415	NP Intra (NDs) 1 of 2
Selenium (mg/L)	GWA-2	0.005	n/a	2/22/2022	0.005ND	No	44	n/a	n/a	93.18	n/a	n/a	0.0009963	NP Intra (NDs) 1 of 2
Selenium (mg/L)	GWA-3	0.005	n/a	2/22/2022	0.005ND	No	44	n/a	n/a	88.64	n/a	n/a	0.0009963	NP Intra (NDs) 1 of 2
Selenium (mg/L)	GWC-1	0.005	n/a	2/23/2022	0.005ND	No	44	n/a	n/a	95.45	n/a	n/a	0.0009963	NP Intra (NDs) 1 of 2
Selenium (mg/L)	GWC-10	0.005	n/a	2/23/2022	0.005ND	No	44	n/a	n/a	95.45	n/a	n/a	0.0009963	NP Intra (NDs) 1 of 2
Selenium (mg/L)	GWC-11	0.005	n/a	2/23/2022	0.005ND	No	44	n/a	n/a	86.36	n/a	n/a	0.0009963	NP Intra (NDs) 1 of 2
Selenium (mg/L)	GWA-15	0.005	n/a	2/22/2022	0.005ND	No	23	n/a	n/a	95.65	n/a	n/a	0.003415	NP Intra (NDs) 1 of 2
Selenium (mg/L)	GWC-18	0.005	n/a	2/23/2022	0.005ND	No	23	n/a	n/a	95.65	n/a	n/a	0.003415	NP Intra (NDs) 1 of 2
Selenium (mg/L)	GWC-19	0.005	n/a	2/23/2022	0.005ND	No	23	n/a	n/a	95.65	n/a	n/a	0.003415	NP Intra (NDs) 1 of 2
Selenium (mg/L)	GWC-20	0.005	n/a	2/22/2022	0.005ND	No	23	n/a	n/a	95.65	n/a	n/a	0.003415	NP Intra (NDs) 1 of 2
Selenium (mg/L)	GWC-21	0.005	n/a	2/23/2022	0.005ND	No	23	n/a	n/a	95.65	n/a	n/a	0.003415	NP Intra (NDs) 1 of 2
Selenium (mg/L)	GWA-4A	0.005	n/a	2/23/2022	0.005ND	No	44	n/a	n/a	93.18	n/a	n/a	0.0009963	NP Intra (NDs) 1 of 2
Selenium (mg/L)	GWA-5	0.005	n/a	2/22/2022	0.005ND	No	45	n/a	n/a	97.78	n/a	n/a	0.0009557	NP Intra (NDs) 1 of 2
Selenium (mg/L)	GWC-9	0.0058	n/a	2/23/2022	0.005ND	No	44	n/a	n/a	97.73	n/a	n/a	0.0009963	NP Intra (NDs) 1 of 2
Silver (mg/L)	GWC-11	0.001	n/a	2/23/2022	0.001ND	No	38	n/a	n/a	97.37	n/a	n/a	0.001294	NP Intra (NDs) 1 of 2
Thallium (mg/L)	GWA-13	0.001	n/a	2/22/2022	0.001ND	No	23	n/a	n/a	82.61	n/a	n/a	0.003415	NP Intra (NDs) 1 of 2
Thallium (mg/L)	GWA-14	0.001	n/a	2/22/2022	0.001ND	No	23	n/a	n/a	82.61	n/a	n/a	0.003415	NP Intra (NDs) 1 of 2
Thallium (mg/L)	GWA-16	0.001	n/a	2/22/2022	0.001ND	No	23	n/a	n/a	91.3	n/a	n/a	0.003415	NP Intra (NDs) 1 of 2
Thallium (mg/L)	GWA-2	0.001	n/a	2/22/2022	0.001ND	No	42	n/a	n/a	92.86	n/a	n/a	0.001077	NP Intra (NDs) 1 of 2
Thallium (mg/L)	GWA-3	0.001	n/a	2/22/2022	0.001ND	No	42	n/a	n/a	95.24	n/a	n/a	0.001077	NP Intra (NDs) 1 of 2
Thallium (mg/L)	GWC-10	0.001	n/a	2/23/2022	0.001ND	No	42	n/a	n/a	92.86	n/a	n/a	0.001077	NP Intra (NDs) 1 of 2
Thallium (mg/L)	GWC-11	0.001	n/a	2/23/2022	0.001ND	No	42	n/a	n/a	92.86	n/a	n/a	0.001077	NP Intra (NDs) 1 of 2

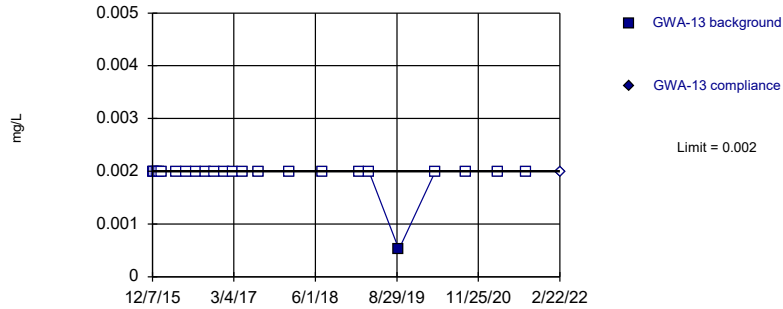
Appendix I Intrawell Prediction Limit - All Results

Plant McIntosh Client: Southern Company Data: McIntosh LF4 CCR Printed 8/2/2022, 5:13 PM

Constituent	Well	Upper Lim.	Lower Lim.	Date	Observ.	Sig.	Bg N	Bg Mean	Std. Dev.	%NDs	ND Adj.	Transform	Alpha	Method
Thallium (mg/L)	GWC-12	0.001	n/a	2/23/2022	0.001ND	No	42	n/a	n/a	95.24	n/a	n/a	0.001077	NP Intra (NDs) 1 of 2
Thallium (mg/L)	GWC-17	0.001	n/a	2/22/2022	0.001ND	No	23	n/a	n/a	73.91	n/a	n/a	0.003415	NP Intra (NDs) 1 of 2
Thallium (mg/L)	GWC-18	0.001	n/a	2/23/2022	0.001ND	No	23	n/a	n/a	26.09	n/a	n/a	0.003415	NP Intra (normality) 1 of 2
Thallium (mg/L)	GWC-19	0.001	n/a	2/23/2022	0.001ND	No	23	n/a	n/a	86.96	n/a	n/a	0.003415	NP Intra (NDs) 1 of 2
Thallium (mg/L)	GWC-20	0.001	n/a	2/22/2022	0.001ND	No	23	n/a	n/a	69.57	n/a	n/a	0.003415	NP Intra (NDs) 1 of 2
Thallium (mg/L)	GWC-21	0.001	n/a	2/23/2022	0.001ND	No	23	n/a	n/a	86.96	n/a	n/a	0.003415	NP Intra (NDs) 1 of 2
Thallium (mg/L)	GWC-23	0.001	n/a	2/23/2022	0.001ND	No	18	n/a	n/a	66.67	n/a	n/a	0.005373	NP Intra (NDs) 1 of 2
Thallium (mg/L)	GWA-4A	0.001	n/a	2/23/2022	0.001ND	No	42	n/a	n/a	95.24	n/a	n/a	0.001077	NP Intra (NDs) 1 of 2
Thallium (mg/L)	GWA-5	0.001	n/a	2/22/2022	0.001ND	No	44	n/a	n/a	97.73	n/a	n/a	0.0009963	NP Intra (NDs) 1 of 2
Thallium (mg/L)	GWC-9	0.001	n/a	2/23/2022	0.001ND	No	42	n/a	n/a	97.62	n/a	n/a	0.001077	NP Intra (NDs) 1 of 2
Vanadium (mg/L)	GWA-13	0.0027	n/a	2/22/2022	0.001ND	No	17	n/a	n/a	76.47	n/a	n/a	0.005914	NP Intra (NDs) 1 of 2
Vanadium (mg/L)	GWA-14	0.002	n/a	2/22/2022	0.001ND	No	17	n/a	n/a	88.24	n/a	n/a	0.005914	NP Intra (NDs) 1 of 2
Vanadium (mg/L)	GWA-16	0.0019	n/a	2/22/2022	0.001ND	No	17	n/a	n/a	76.47	n/a	n/a	0.005914	NP Intra (NDs) 1 of 2
Vanadium (mg/L)	GWA-2	0.0051	n/a	2/22/2022	0.001	No	38	n/a	n/a	86.84	n/a	n/a	0.001294	NP Intra (NDs) 1 of 2
Vanadium (mg/L)	GWA-3	0.005	n/a	2/22/2022	0.001ND	No	37	n/a	n/a	81.08	n/a	n/a	0.001361	NP Intra (NDs) 1 of 2
Vanadium (mg/L)	GWC-1	0.0032	n/a	2/23/2022	0.001ND	No	37	n/a	n/a	83.78	n/a	n/a	0.001361	NP Intra (NDs) 1 of 2
Vanadium (mg/L)	GWC-10	0.0027	n/a	2/23/2022	0.0011	No	36	n/a	n/a	72.22	n/a	n/a	0.001429	NP Intra (NDs) 1 of 2
Vanadium (mg/L)	GWC-11	0.0025	n/a	2/23/2022	0.0013	No	36	n/a	n/a	63.89	n/a	n/a	0.001429	NP Intra (NDs) 1 of 2
Vanadium (mg/L)	GWC-12	0.0015	n/a	2/23/2022	0.001ND	No	36	n/a	n/a	91.67	n/a	n/a	0.001429	NP Intra (NDs) 1 of 2
Vanadium (mg/L)	GWA-15	0.0041	n/a	2/22/2022	0.001ND	No	17	n/a	n/a	76.47	n/a	n/a	0.005914	NP Intra (NDs) 1 of 2
Vanadium (mg/L)	GWC-17	0.004	n/a	2/22/2022	0.001ND	No	17	n/a	n/a	76.47	n/a	n/a	0.005914	NP Intra (NDs) 1 of 2
Vanadium (mg/L)	GWC-18	0.007255	n/a	2/23/2022	0.0025	No	17	0.05511	0.01165	0	None	sqrt(x)	0.0003901	Param Intra 1 of 2
Vanadium (mg/L)	GWC-19	0.0067	n/a	2/23/2022	0.00088J	No	17	n/a	n/a	41.18	n/a	n/a	0.005914	NP Intra (normality) 1 of 2
Vanadium (mg/L)	GWC-20	0.0074	n/a	2/22/2022	0.001ND	No	17	n/a	n/a	70.59	n/a	n/a	0.005914	NP Intra (NDs) 1 of 2
Vanadium (mg/L)	GWC-21	0.0058	n/a	2/23/2022	0.001ND	No	17	n/a	n/a	64.71	n/a	n/a	0.005914	NP Intra (NDs) 1 of 2
Vanadium (mg/L)	GWC-23	0.009186	n/a	2/23/2022	0.001ND	No	12	-6.822	0.742	50	Kaplan-Meier	ln(x)	0.0003901	Param Intra 1 of 2
Vanadium (mg/L)	GWA-4A	0.0033	n/a	2/23/2022	0.001ND	No	38	n/a	n/a	86.84	n/a	n/a	0.001294	NP Intra (NDs) 1 of 2
Vanadium (mg/L)	GWA-5	0.0035	n/a	2/22/2022	0.001ND	No	38	n/a	n/a	86.84	n/a	n/a	0.001294	NP Intra (NDs) 1 of 2
Vanadium (mg/L)	GWC-9	0.006	n/a	2/23/2022	0.001ND	No	37	n/a	n/a	86.49	n/a	n/a	0.001361	NP Intra (NDs) 1 of 2
Zinc (mg/L)	GWA-13	0.0061	n/a	2/22/2022	0.005ND	No	17	n/a	n/a	52.94	n/a	n/a	0.005914	NP Intra (NDs) 1 of 2
Zinc (mg/L)	GWA-14	0.024	n/a	2/22/2022	0.0054	No	17	n/a	n/a	35.29	n/a	n/a	0.005914	NP Intra (normality) 1 of 2
Zinc (mg/L)	GWA-16	0.006209	n/a	2/22/2022	0.0076	Yes	17	0.003746	0.0009541	41.18	Kaplan-Meier	No	0.0003901	Param Intra 1 of 2
Zinc (mg/L)	GWA-2	0.02	n/a	2/22/2022	0.0055	No	38	n/a	n/a	28.95	n/a	n/a	0.001294	NP Intra (normality) 1 of 2
Zinc (mg/L)	GWA-3	0.045	n/a	2/22/2022	0.005ND	No	37	n/a	n/a	48.65	n/a	n/a	0.001361	NP Intra (normality) 1 of 2
Zinc (mg/L)	GWC-1	0.015	n/a	2/23/2022	0.005ND	No	37	n/a	n/a	27.03	n/a	n/a	0.001361	NP Intra (normality) 1 of 2
Zinc (mg/L)	GWC-10	0.019	n/a	2/23/2022	0.005ND	No	38	n/a	n/a	71.05	n/a	n/a	0.001294	NP Intra (NDs) 1 of 2
Zinc (mg/L)	GWC-11	0.0089	n/a	2/23/2022	0.005ND	No	37	n/a	n/a	64.86	n/a	n/a	0.001361	NP Intra (NDs) 1 of 2
Zinc (mg/L)	GWC-12	0.007519	n/a	2/23/2022	0.005ND	No	38	0.1521	0.01943	36.84	Kaplan-Meier	x^(1/3)	0.0003901	Param Intra 1 of 2
Zinc (mg/L)	GWA-15	0.01172	n/a	2/22/2022	0.0057	No	17	-5.418	0.3761	35.29	Kaplan-Meier	ln(x)	0.0003901	Param Intra 1 of 2
Zinc (mg/L)	GWC-17	0.02	n/a	2/22/2022	0.0046J	No	17	n/a	n/a	23.53	n/a	n/a	0.005914	NP Intra (normality) 1 of 2
Zinc (mg/L)	GWC-18	0.02397	n/a	2/23/2022	0.005ND	No	16	-5.62	0.7225	31.25	Kaplan-Meier	ln(x)	0.0003901	Param Intra 1 of 2
Zinc (mg/L)	GWC-19	0.017	n/a	2/23/2022	0.005ND	No	17	n/a	n/a	41.18	n/a	n/a	0.005914	NP Intra (normality) 1 of 2
Zinc (mg/L)	GWC-20	0.0084	n/a	2/22/2022	0.0034J	No	17	n/a	n/a	52.94	n/a	n/a	0.005914	NP Intra (NDs) 1 of 2
Zinc (mg/L)	GWC-21	0.0097	n/a	2/23/2022	0.004J	No	17	n/a	n/a	52.94	n/a	n/a	0.005914	NP Intra (NDs) 1 of 2
Zinc (mg/L)	GWC-23	0.01473	n/a	2/23/2022	0.017	Yes	12	0.07662	0.01557	33.33	Kaplan-Meier	sqrt(x)	0.0003901	Param Intra 1 of 2
Zinc (mg/L)	GWA-4A	0.0148	n/a	2/23/2022	0.005ND	No	37	0.1719	0.03256	24.32	Kaplan-Meier	x^(1/3)	0.0003901	Param Intra 1 of 2
Zinc (mg/L)	GWA-5	0.022	n/a	2/22/2022	0.005ND	No	38	n/a	n/a	34.21	n/a	n/a	0.001294	NP Intra (normality) 1 of 2
Zinc (mg/L)	GWC-9	0.051	n/a	2/23/2022	0.005ND	No	38	n/a	n/a	63.16	n/a	n/a	0.001294	NP Intra (NDs) 1 of 2

Within Limit

Prediction Limit
Intrawell Non-parametric

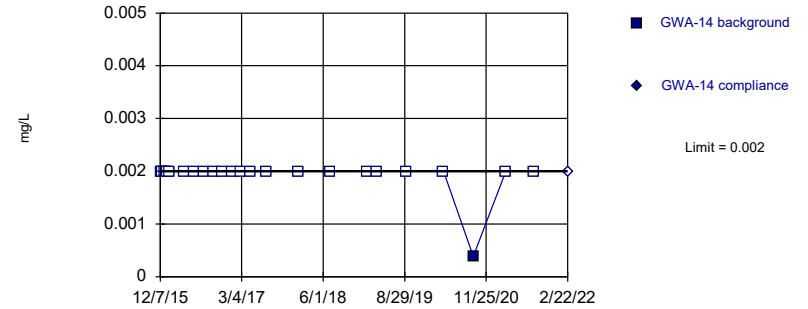


Non-parametric test used in lieu of parametric prediction limit because censored data exceeded 50%. Limit is highest of 23 background values. 95.65% NDs. Well-constituent pair annual alpha = 0.006819. Individual comparison alpha = 0.003415 (1 of 2).

Constituent: Antimony Analysis Run 8/2/2022 5:02 PM View: Appendix I - Intrawell
Plant McIntosh Client: Southern Company Data: McIntosh LF4 CCR

Within Limit

Prediction Limit
Intrawell Non-parametric

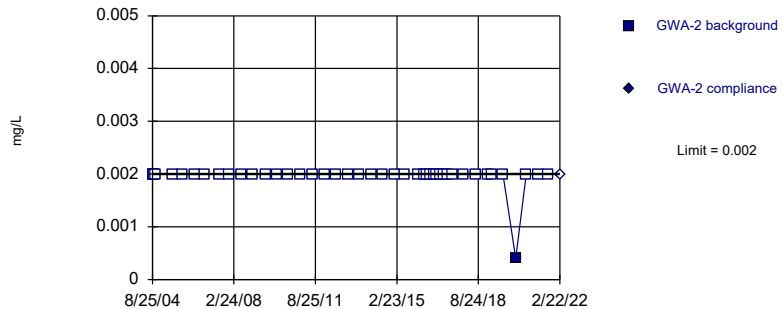


Non-parametric test used in lieu of parametric prediction limit because censored data exceeded 50%. Limit is highest of 23 background values. 95.65% NDs. Well-constituent pair annual alpha = 0.006819. Individual comparison alpha = 0.003415 (1 of 2).

Constituent: Antimony Analysis Run 8/2/2022 5:02 PM View: Appendix I - Intrawell
Plant McIntosh Client: Southern Company Data: McIntosh LF4 CCR

Within Limit

Prediction Limit
Intrawell Non-parametric

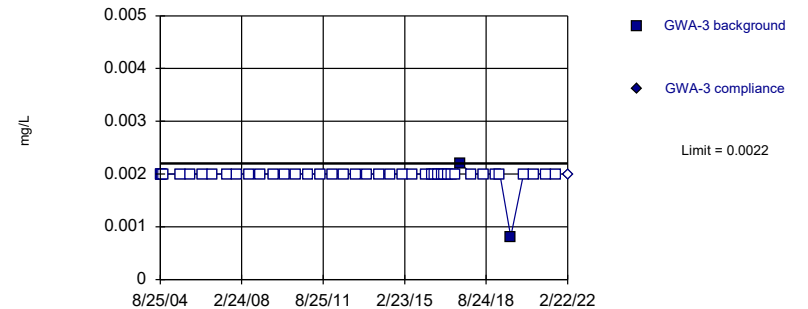


Non-parametric test used in lieu of parametric prediction limit because censored data exceeded 50%. Limit is highest of 44 background values. 97.73% NDs. Well-constituent pair annual alpha = 0.001992. Individual comparison alpha = 0.0009963 (1 of 2).

Constituent: Antimony Analysis Run 8/2/2022 5:02 PM View: Appendix I - Intrawell
Plant McIntosh Client: Southern Company Data: McIntosh LF4 CCR

Within Limit

Prediction Limit
Intrawell Non-parametric

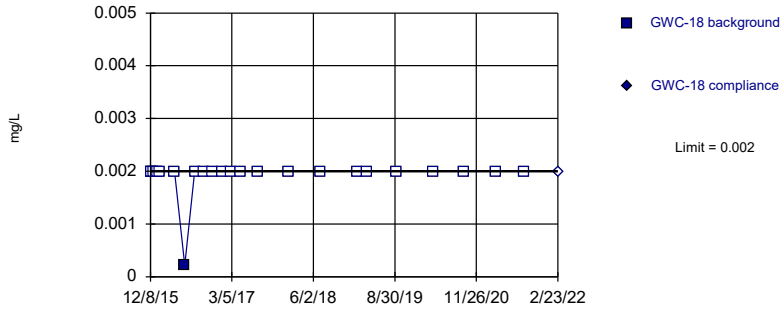


Non-parametric test used in lieu of parametric prediction limit because censored data exceeded 50%. Limit is highest of 44 background values. 95.45% NDs. Well-constituent pair annual alpha = 0.001992. Individual comparison alpha = 0.0009963 (1 of 2).

Constituent: Antimony Analysis Run 8/2/2022 5:02 PM View: Appendix I - Intrawell
Plant McIntosh Client: Southern Company Data: McIntosh LF4 CCR

Within Limit

Prediction Limit Intrawell Non-parametric

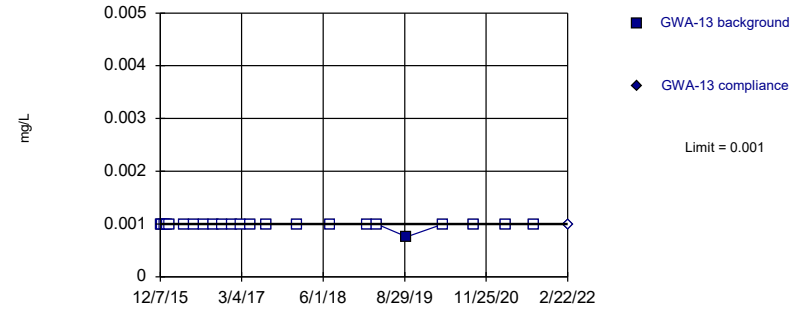


Non-parametric test used in lieu of parametric prediction limit because censored data exceeded 50%. Limit is highest of 23 background values. 95.65% NDs. Well-constituent pair annual alpha = 0.006819. Individual comparison alpha = 0.003415 (1 of 2).

Constituent: Antimony Analysis Run 8/2/2022 5:02 PM View: Appendix I - Intrawell
Plant McIntosh Client: Southern Company Data: McIntosh LF4 CCR

Within Limit

Prediction Limit Intrawell Non-parametric

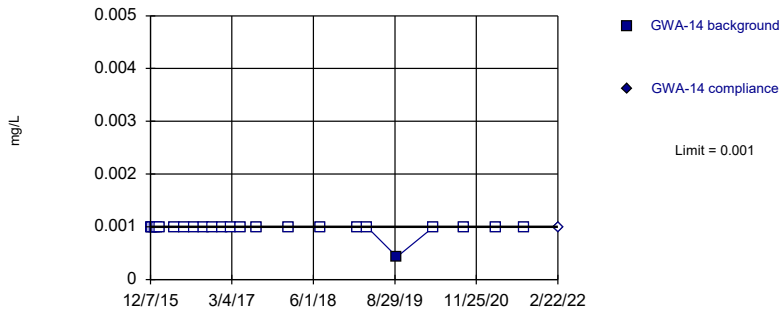


Non-parametric test used in lieu of parametric prediction limit because censored data exceeded 50%. Limit is highest of 23 background values. 95.65% NDs. Well-constituent pair annual alpha = 0.006819. Individual comparison alpha = 0.003415 (1 of 2).

Constituent: Arsenic Analysis Run 8/2/2022 5:02 PM View: Appendix I - Intrawell
Plant McIntosh Client: Southern Company Data: McIntosh LF4 CCR

Within Limit

Prediction Limit Intrawell Non-parametric

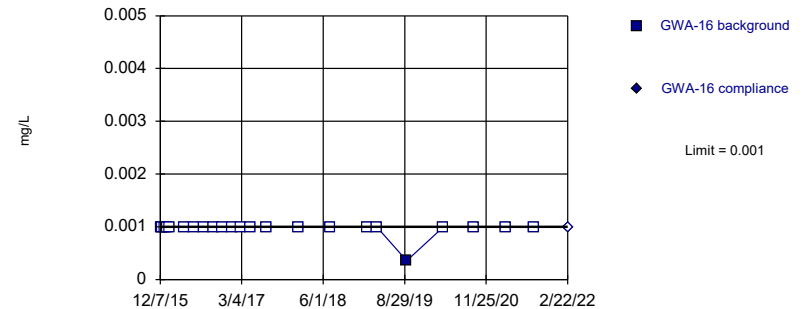


Non-parametric test used in lieu of parametric prediction limit because censored data exceeded 50%. Limit is highest of 23 background values. 95.65% NDs. Well-constituent pair annual alpha = 0.006819. Individual comparison alpha = 0.003415 (1 of 2).

Constituent: Arsenic Analysis Run 8/2/2022 5:02 PM View: Appendix I - Intrawell
Plant McIntosh Client: Southern Company Data: McIntosh LF4 CCR

Within Limit

Prediction Limit Intrawell Non-parametric

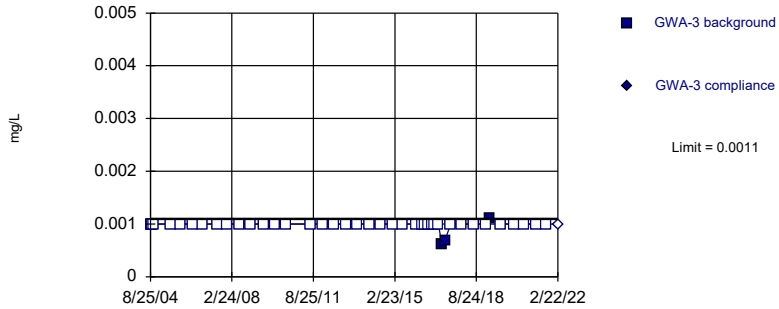


Non-parametric test used in lieu of parametric prediction limit because censored data exceeded 50%. Limit is highest of 23 background values. 95.65% NDs. Well-constituent pair annual alpha = 0.006819. Individual comparison alpha = 0.003415 (1 of 2).

Constituent: Arsenic Analysis Run 8/2/2022 5:02 PM View: Appendix I - Intrawell
Plant McIntosh Client: Southern Company Data: McIntosh LF4 CCR

Within Limit

Prediction Limit Intrawell Non-parametric

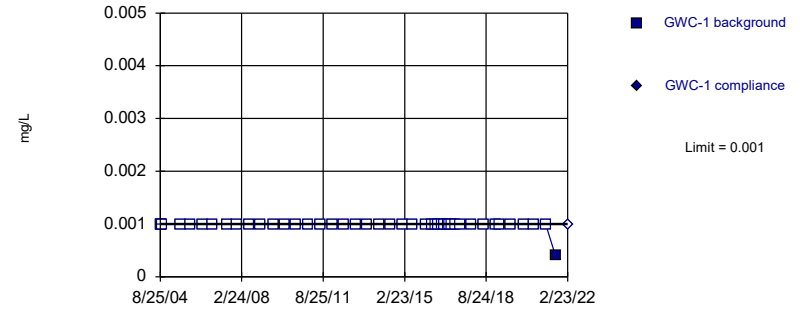


Non-parametric test used in lieu of parametric prediction limit because censored data exceeded 50%. Limit is highest of 43 background values. 93.02% NDs. Well-constituent pair annual alpha = 0.002073. Individual comparison alpha = 0.001037 (1 of 2).

Constituent: Arsenic Analysis Run 8/2/2022 5:02 PM View: Appendix I - Intrawell
Plant McIntosh Client: Southern Company Data: McIntosh LF4 CCR

Within Limit

Prediction Limit Intrawell Non-parametric

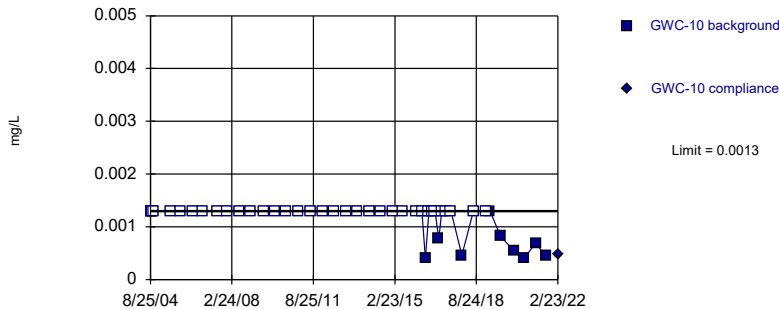


Non-parametric test used in lieu of parametric prediction limit because censored data exceeded 50%. Limit is highest of 44 background values. 97.73% NDs. Well-constituent pair annual alpha = 0.001992. Individual comparison alpha = 0.0009963 (1 of 2).

Constituent: Arsenic Analysis Run 8/2/2022 5:02 PM View: Appendix I - Intrawell
Plant McIntosh Client: Southern Company Data: McIntosh LF4 CCR

Within Limit

Prediction Limit Intrawell Non-parametric

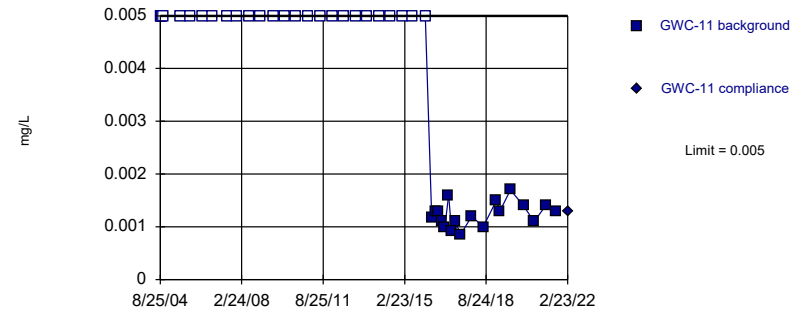


Non-parametric test used in lieu of parametric prediction limit because censored data exceeded 50%. Limit is highest of 44 background values. 79.55% NDs. Well-constituent pair annual alpha = 0.001992. Individual comparison alpha = 0.0009963 (1 of 2).

Constituent: Arsenic Analysis Run 8/2/2022 5:02 PM View: Appendix I - Intrawell
Plant McIntosh Client: Southern Company Data: McIntosh LF4 CCR

Within Limit

Prediction Limit Intrawell Non-parametric

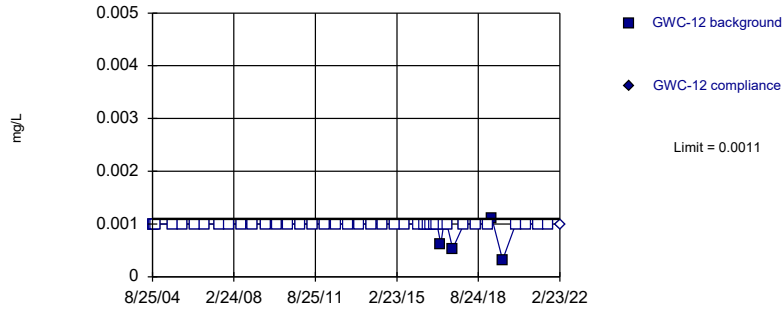


Non-parametric test used in lieu of parametric prediction limit because censored data exceeded 50%. Limit is highest of 44 background values. 59.09% NDs. Well-constituent pair annual alpha = 0.001992. Individual comparison alpha = 0.0009963 (1 of 2).

Constituent: Arsenic Analysis Run 8/2/2022 5:02 PM View: Appendix I - Intrawell
Plant McIntosh Client: Southern Company Data: McIntosh LF4 CCR

Within Limit

Prediction Limit
Intrawell Non-parametric

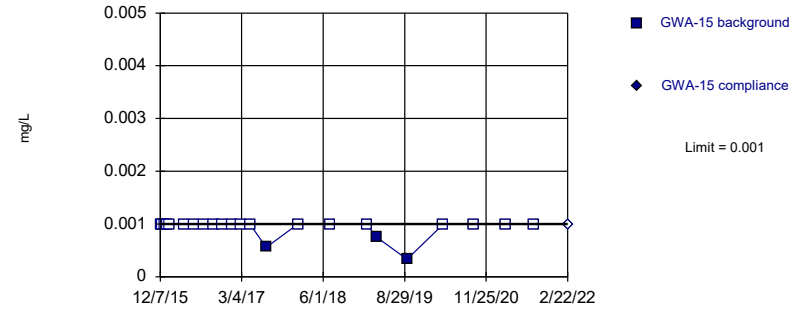


Non-parametric test used in lieu of parametric prediction limit because censored data exceeded 50%. Limit is highest of 44 background values. 90.91% NDs. Well-constituent pair annual alpha = 0.001992. Individual comparison alpha = 0.0009963 (1 of 2).

Constituent: Arsenic Analysis Run 8/2/2022 5:02 PM View: Appendix I - Intrawell
Plant McIntosh Client: Southern Company Data: McIntosh LF4 CCR

Within Limit

Prediction Limit
Intrawell Non-parametric

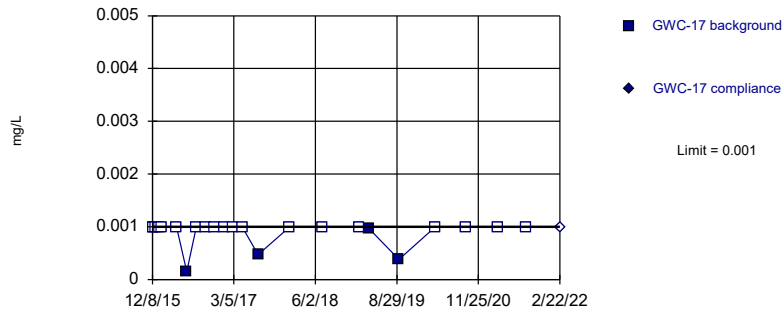


Non-parametric test used in lieu of parametric prediction limit because censored data exceeded 50%. Limit is highest of 23 background values. 86.96% NDs. Well-constituent pair annual alpha = 0.006819. Individual comparison alpha = 0.003415 (1 of 2).

Constituent: Arsenic Analysis Run 8/2/2022 5:02 PM View: Appendix I - Intrawell
Plant McIntosh Client: Southern Company Data: McIntosh LF4 CCR

Within Limit

Prediction Limit
Intrawell Non-parametric

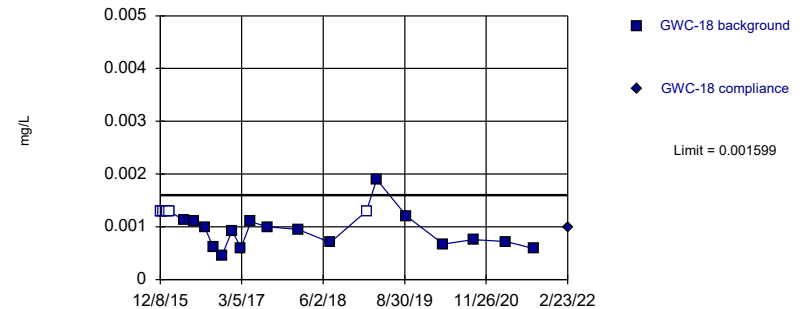


Non-parametric test used in lieu of parametric prediction limit because censored data exceeded 50%. Limit is highest of 23 background values. 82.61% NDs. Well-constituent pair annual alpha = 0.006819. Individual comparison alpha = 0.003415 (1 of 2).

Constituent: Arsenic Analysis Run 8/2/2022 5:02 PM View: Appendix I - Intrawell
Plant McIntosh Client: Southern Company Data: McIntosh LF4 CCR

Within Limit

Prediction Limit
Intrawell Parametric

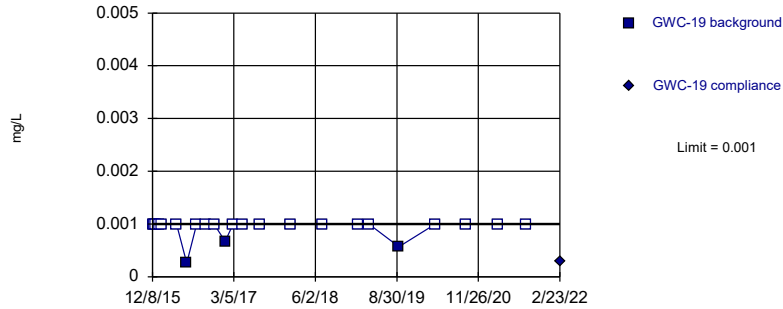


Background Data Summary (after Kaplan-Meier Adjustment): Mean=0.0008505, Std. Dev.=0.0003091, n=23, 26.09% NDs. Normality test: Shapiro Wilk @alpha = 0.01, calculated = 0.9326, critical = 0.881. Kappa = 2.421 (c=15, w=9, 1 of 2, event alpha = 0.05132). Report alpha = 0.0003901.

Constituent: Arsenic Analysis Run 8/2/2022 5:02 PM View: Appendix I - Intrawell
Plant McIntosh Client: Southern Company Data: McIntosh LF4 CCR

Within Limit

Prediction Limit
Intrawell Non-parametric

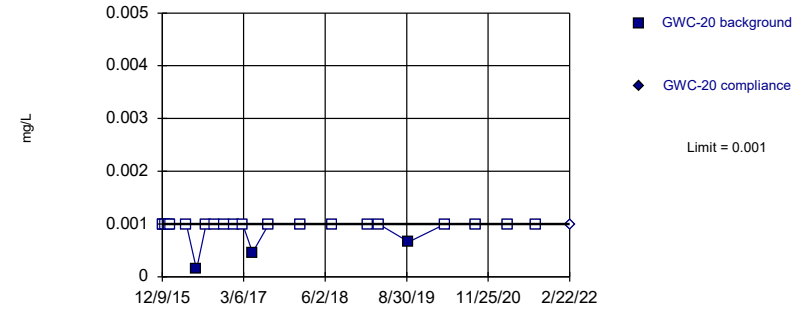


Non-parametric test used in lieu of parametric prediction limit because censored data exceeded 50%. Limit is highest of 23 background values. 86.96% NDs. Well-constituent pair annual alpha = 0.006819. Individual comparison alpha = 0.003415 (1 of 2).

Constituent: Arsenic Analysis Run 8/2/2022 5:02 PM View: Appendix I - Intrawell
Plant McIntosh Client: Southern Company Data: McIntosh LF4 CCR

Within Limit

Prediction Limit
Intrawell Non-parametric

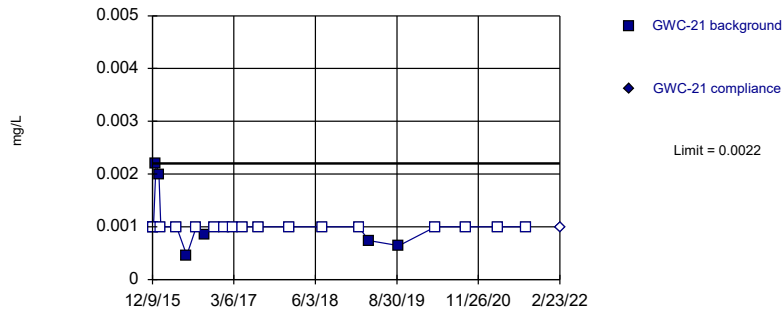


Non-parametric test used in lieu of parametric prediction limit because censored data exceeded 50%. Limit is highest of 23 background values. 86.96% NDs. Well-constituent pair annual alpha = 0.006819. Individual comparison alpha = 0.003415 (1 of 2).

Constituent: Arsenic Analysis Run 8/2/2022 5:02 PM View: Appendix I - Intrawell
Plant McIntosh Client: Southern Company Data: McIntosh LF4 CCR

Within Limit

Prediction Limit
Intrawell Non-parametric

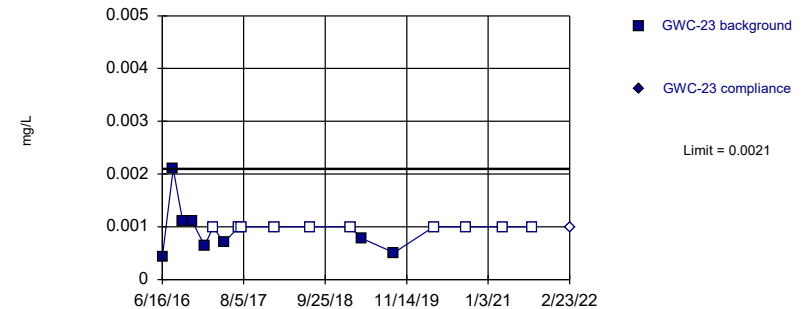


Non-parametric test used in lieu of parametric prediction limit because censored data exceeded 50%. Limit is highest of 23 background values. 73.91% NDs. Well-constituent pair annual alpha = 0.006819. Individual comparison alpha = 0.003415 (1 of 2).

Constituent: Arsenic Analysis Run 8/2/2022 5:02 PM View: Appendix I - Intrawell
Plant McIntosh Client: Southern Company Data: McIntosh LF4 CCR

Within Limit

Prediction Limit
Intrawell Non-parametric

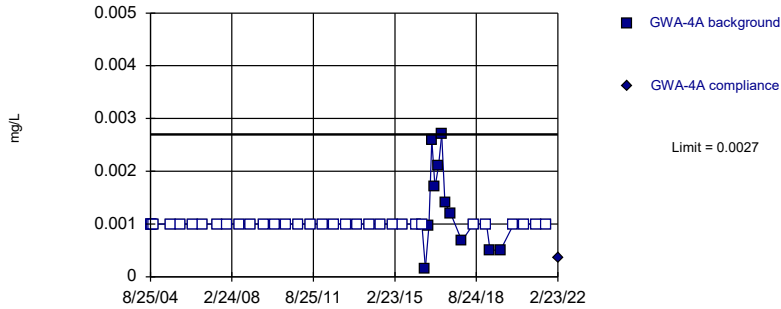


Non-parametric test used in lieu of parametric prediction limit because censored data exceeded 50%. Limit is highest of 18 background values. 55.56% NDs. Well-constituent pair annual alpha = 0.01072. Individual comparison alpha = 0.005373 (1 of 2).

Constituent: Arsenic Analysis Run 8/2/2022 5:03 PM View: Appendix I - Intrawell
Plant McIntosh Client: Southern Company Data: McIntosh LF4 CCR

Within Limit

Prediction Limit
Intrawell Non-parametric

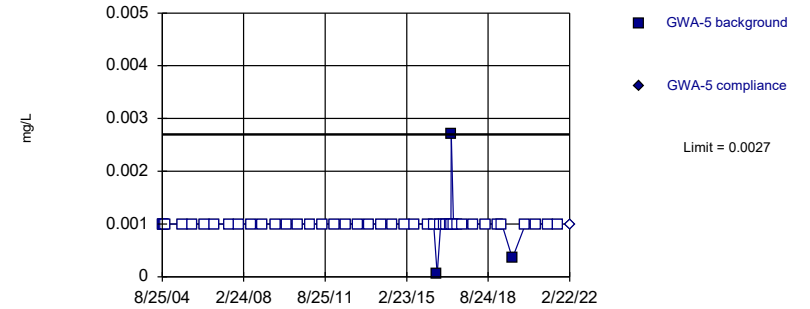


Non-parametric test used in lieu of parametric prediction limit because censored data exceeded 50%. Limit is highest of 44 background values. 75% NDs. Well-constituent pair annual alpha = 0.001992. Individual comparison alpha = 0.0009963 (1 of 2).

Constituent: Arsenic Analysis Run 8/2/2022 5:03 PM View: Appendix I - Intrawell
Plant McIntosh Client: Southern Company Data: McIntosh LF4 CCR

Within Limit

Prediction Limit
Intrawell Non-parametric

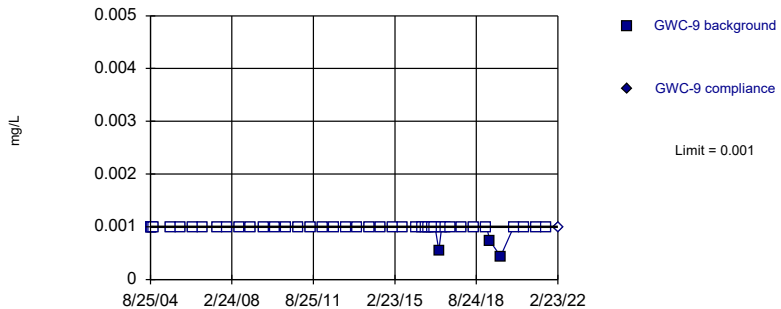


Non-parametric test used in lieu of parametric prediction limit because censored data exceeded 50%. Limit is highest of 46 background values. 93.48% NDs. Well-constituent pair annual alpha = 0.001829. Individual comparison alpha = 0.0009151 (1 of 2).

Constituent: Arsenic Analysis Run 8/2/2022 5:03 PM View: Appendix I - Intrawell
Plant McIntosh Client: Southern Company Data: McIntosh LF4 CCR

Within Limit

Prediction Limit
Intrawell Non-parametric

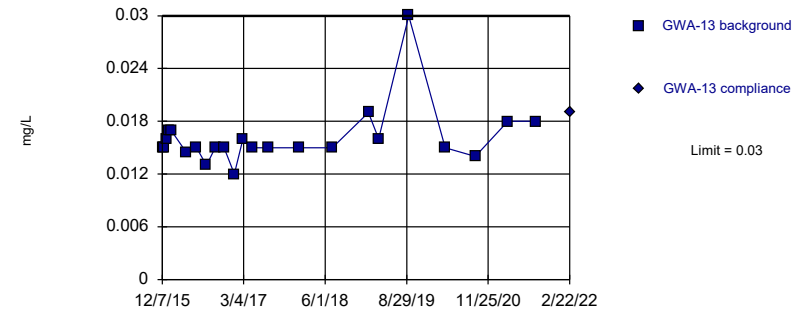


Non-parametric test used in lieu of parametric prediction limit because censored data exceeded 50%. Limit is highest of 44 background values. 93.18% NDs. Well-constituent pair annual alpha = 0.001992. Individual comparison alpha = 0.0009963 (1 of 2).

Constituent: Arsenic Analysis Run 8/2/2022 5:03 PM View: Appendix I - Intrawell
Plant McIntosh Client: Southern Company Data: McIntosh LF4 CCR

Within Limit

Prediction Limit
Intrawell Non-parametric

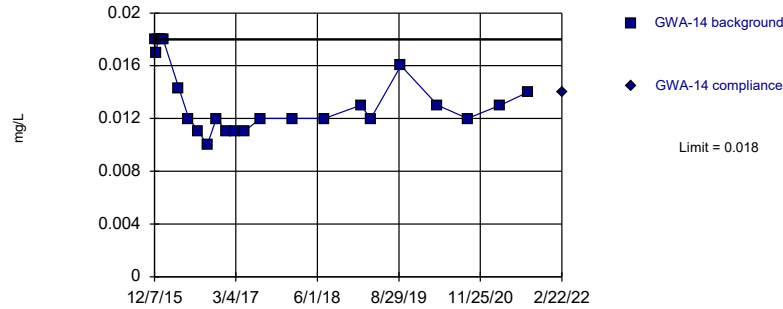


Non-parametric test used in lieu of parametric prediction limit because the Shapiro Wilk normality test showed the data to be non-normal at the 0.01 alpha level. Limit is highest of 23 background values. Well-constituent pair annual alpha = 0.006819. Individual comparison alpha = 0.003415 (1 of 2).

Constituent: Barium Analysis Run 8/2/2022 5:03 PM View: Appendix I - Intrawell
Plant McIntosh Client: Southern Company Data: McIntosh LF4 CCR

Within Limit

Prediction Limit
Intrawell Non-parametric

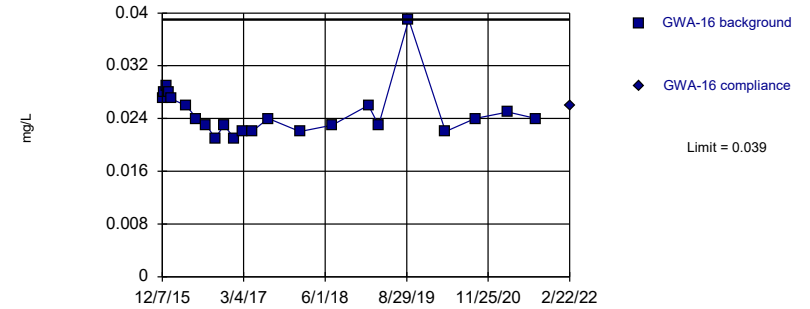


Non-parametric test used in lieu of parametric prediction limit because the Shapiro Wilk normality test showed the data to be non-normal at the 0.01 alpha level. Limit is highest of 23 background values. Well-constituent pair annual alpha = 0.006819. Individual comparison alpha = 0.003415 (1 of 2).

Constituent: Barium Analysis Run 8/2/2022 5:03 PM View: Appendix I - Intrawell
Plant McIntosh Client: Southern Company Data: McIntosh LF4 CCR

Within Limit

Prediction Limit
Intrawell Non-parametric

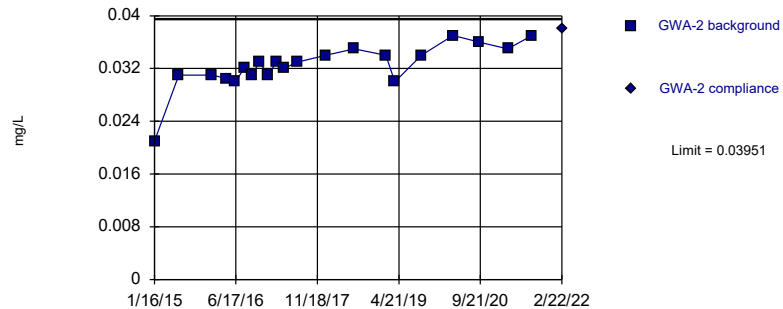


Non-parametric test used in lieu of parametric prediction limit because the Shapiro Wilk normality test showed the data to be non-normal at the 0.01 alpha level. Limit is highest of 23 background values. Well-constituent pair annual alpha = 0.006819. Individual comparison alpha = 0.003415 (1 of 2).

Constituent: Barium Analysis Run 8/2/2022 5:03 PM View: Appendix I - Intrawell
Plant McIntosh Client: Southern Company Data: McIntosh LF4 CCR

Within Limit

Prediction Limit
Intrawell Parametric

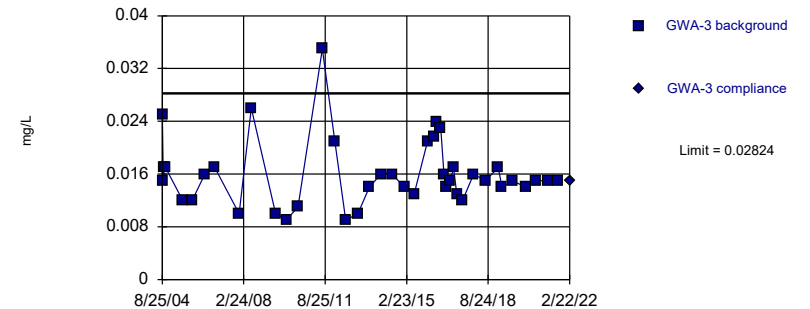


Background Data Summary (based on square transformation): Mean=0.001061, Std. Dev.=0.000203, n=21.
Normality test: Shapiro Wilk @alpha = 0.01, calculated = 0.8974, critical = 0.873. Kappa = 2.461 (c=15, w=9, 1 of 2, event alpha = 0.05132). Report alpha = 0.0003901.

Constituent: Barium Analysis Run 8/2/2022 5:03 PM View: Appendix I - Intrawell
Plant McIntosh Client: Southern Company Data: McIntosh LF4 CCR

Within Limit

Prediction Limit
Intrawell Parametric

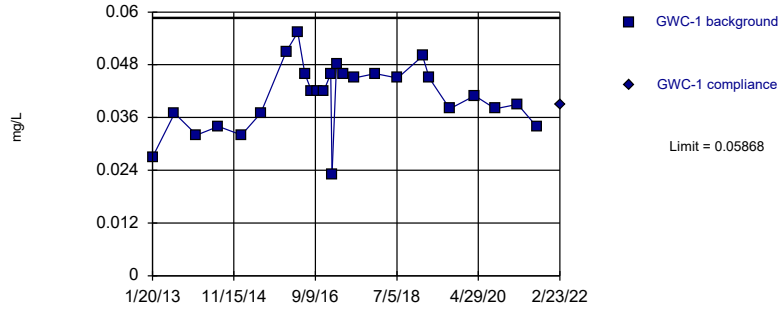


Background Data Summary (based on square root transformation): Mean=0.1253, Std. Dev.=0.01911, n=41.
Normality test: Shapiro Wilk @alpha = 0.01, calculated = 0.9275, critical = 0.92. Kappa = 2.24 (c=15, w=9, 1 of 2, event alpha = 0.05132). Report alpha = 0.0003901.

Constituent: Barium Analysis Run 8/2/2022 5:03 PM View: Appendix I - Intrawell
Plant McIntosh Client: Southern Company Data: McIntosh LF4 CCR

Within Limit

Prediction Limit
Intrawell Parametric

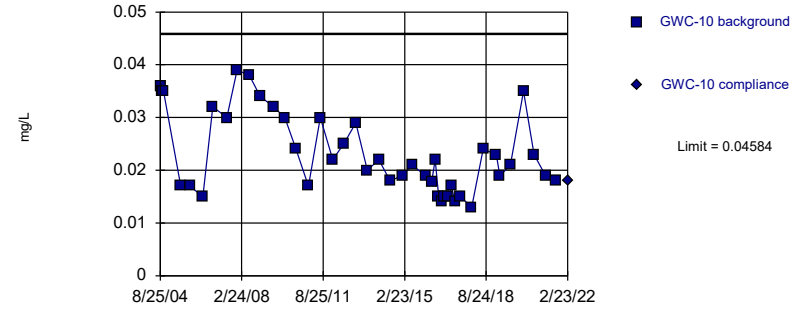


Background Data Summary: Mean=0.04082, Std. Dev.=0.007541, n=26. Normality test: Shapiro Wilk @alpha = 0.01, calculated = 0.9747, critical = 0.891. Kappa = 2.368 (c=15, w=9, 1 of 2, event alpha = 0.05132). Report alpha = 0.0003901.

Constituent: Barium Analysis Run 8/2/2022 5:03 PM View: Appendix I - Intrawell
 Plant McIntosh Client: Southern Company Data: McIntosh LF4 CCR

Within Limit

Prediction Limit
Intrawell Parametric

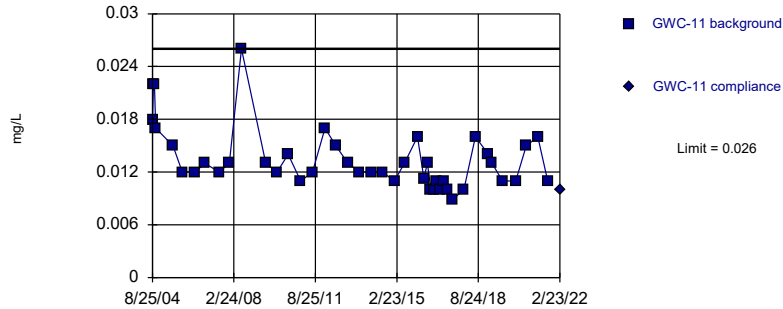


Background Data Summary (based on natural log transformation): Mean=-3.805, Std. Dev.=0.3247, n=44. Normality test: Shapiro Wilk @alpha = 0.01, calculated = 0.9255, critical = 0.924. Kappa = 2.225 (c=15, w=9, 1 of 2, event alpha = 0.05132). Report alpha = 0.0003901.

Constituent: Barium Analysis Run 8/2/2022 5:03 PM View: Appendix I - Intrawell
 Plant McIntosh Client: Southern Company Data: McIntosh LF4 CCR

Within Limit

Prediction Limit
Intrawell Non-parametric

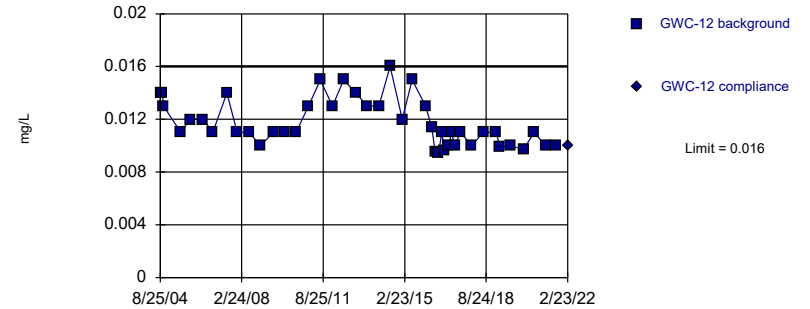


Non-parametric test used in lieu of parametric prediction limit because the Shapiro Wilk normality test showed the data to be non-normal at the 0.01 alpha level. Limit is highest of 43 background values. Well-constituent pair annual alpha = 0.002073. Individual comparison alpha = 0.001037 (1 of 2).

Constituent: Barium Analysis Run 8/2/2022 5:03 PM View: Appendix I - Intrawell
 Plant McIntosh Client: Southern Company Data: McIntosh LF4 CCR

Within Limit

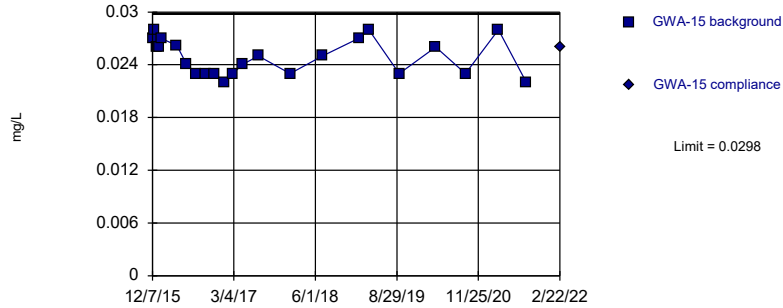
Prediction Limit
Intrawell Non-parametric



Non-parametric test used in lieu of parametric prediction limit because the Shapiro Wilk normality test showed the data to be non-normal at the 0.01 alpha level. Limit is highest of 44 background values. Well-constituent pair annual alpha = 0.001992. Individual comparison alpha = 0.0009963 (1 of 2).

Constituent: Barium Analysis Run 8/2/2022 5:03 PM View: Appendix I - Intrawell
 Plant McIntosh Client: Southern Company Data: McIntosh LF4 CCR

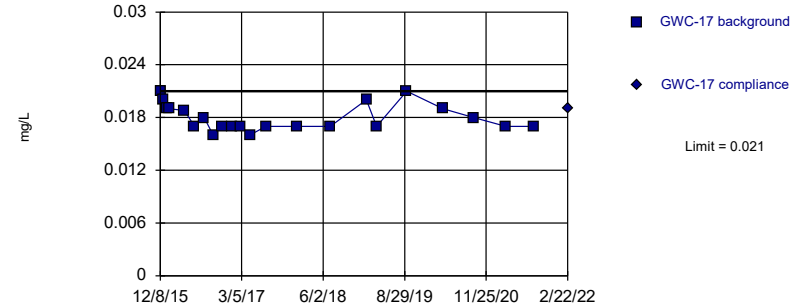
Within Limit Prediction Limit
Intrawell Parametric



Background Data Summary: Mean=0.02488, Std. Dev.=0.002035, n=23. Normality test: Shapiro Wilk @alpha = 0.01, calculated = 0.896, critical = 0.881. Kappa = 2.421 (c=15, w=9, 1 of 2, event alpha = 0.05132). Report alpha = 0.0003901.

Constituent: Barium Analysis Run 8/2/2022 5:03 PM View: Appendix I - Intrawell
Plant McIntosh Client: Southern Company Data: McIntosh LF4 CCR

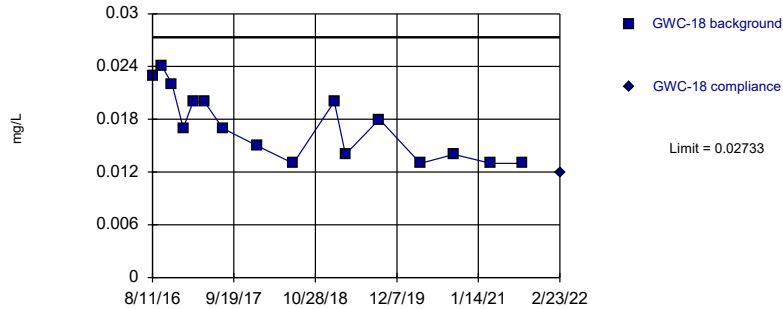
Within Limit Prediction Limit
Intrawell Non-parametric



Non-parametric test used in lieu of parametric prediction limit because the Shapiro Wilk normality test showed the data to be non-normal at the 0.01 alpha level. Limit is highest of 23 background values. Well-constituent pair annual alpha = 0.006819. Individual comparison alpha = 0.003415 (1 of 2).

Constituent: Barium Analysis Run 8/2/2022 5:03 PM View: Appendix I - Intrawell
Plant McIntosh Client: Southern Company Data: McIntosh LF4 CCR

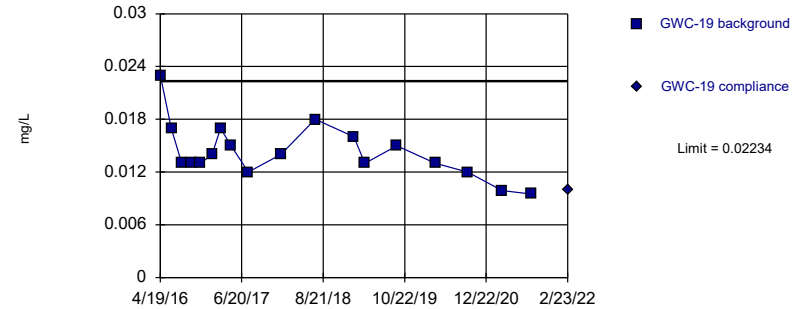
Within Limit Prediction Limit
Intrawell Parametric



Background Data Summary: Mean=0.01725, Std. Dev.=0.003856, n=16. Normality test: Shapiro Wilk @alpha = 0.01, calculated = 0.8949, critical = 0.844. Kappa = 2.615 (c=15, w=9, 1 of 2, event alpha = 0.05132). Report alpha = 0.0003901.

Constituent: Barium Analysis Run 8/2/2022 5:03 PM View: Appendix I - Intrawell
Plant McIntosh Client: Southern Company Data: McIntosh LF4 CCR

Within Limit Prediction Limit
Intrawell Parametric

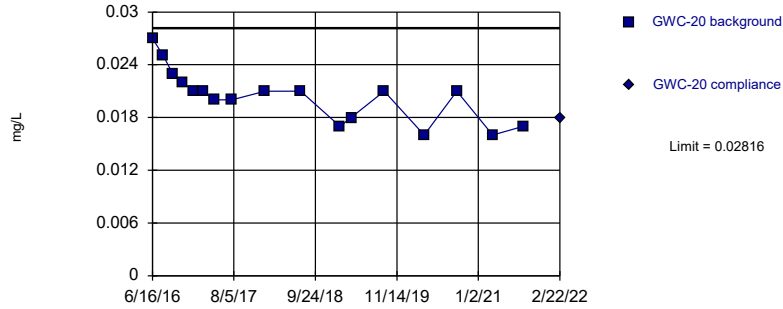


Background Data Summary: Mean=0.0143, Std. Dev.=0.003157, n=18. Normality test: Shapiro Wilk @alpha = 0.01, calculated = 0.9177, critical = 0.858. Kappa = 2.548 (c=15, w=9, 1 of 2, event alpha = 0.05132). Report alpha = 0.0003901.

Constituent: Barium Analysis Run 8/2/2022 5:03 PM View: Appendix I - Intrawell
Plant McIntosh Client: Southern Company Data: McIntosh LF4 CCR

Within Limit

Prediction Limit
Intrawell Parametric

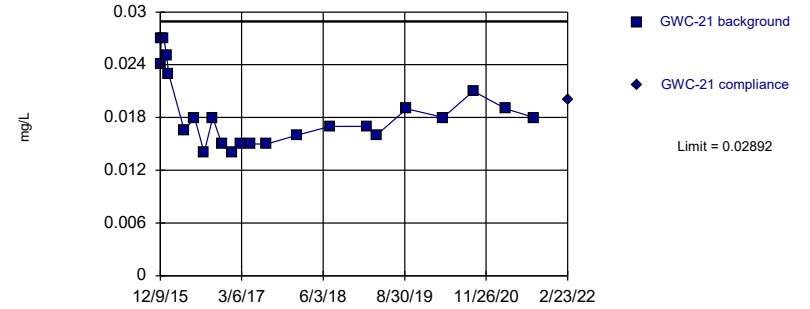


Background Data Summary: Mean=0.02041, Std. Dev.=0.003001, n=17. Normality test: Shapiro Wilk @alpha = 0.01, calculated = 0.9287, critical = 0.851. Kappa = 2.582 (c=15, w=9, 1 of 2, event alpha = 0.05132). Report alpha = 0.0003901.

Constituent: Barium Analysis Run 8/2/2022 5:03 PM View: Appendix I - Intrawell
Plant McIntosh Client: Southern Company Data: McIntosh LF4 CCR

Within Limit

Prediction Limit
Intrawell Parametric

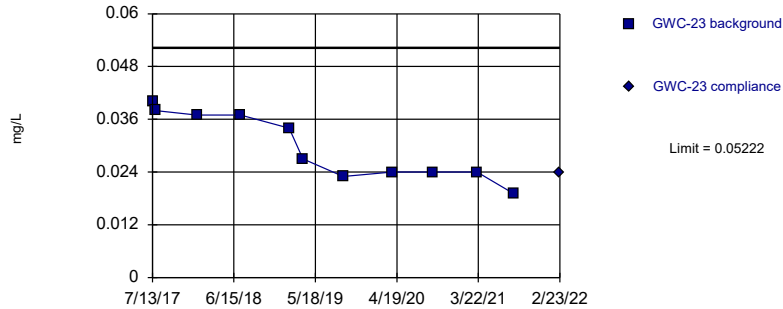


Background Data Summary (based on square root transformation): Mean=0.1356, Std. Dev.=0.01422, n=23. Normality test: Shapiro Wilk @alpha = 0.01, calculated = 0.891, critical = 0.881. Kappa = 2.421 (c=15, w=9, 1 of 2, event alpha = 0.05132). Report alpha = 0.0003901.

Constituent: Barium Analysis Run 8/2/2022 5:03 PM View: Appendix I - Intrawell
Plant McIntosh Client: Southern Company Data: McIntosh LF4 CCR

Within Limit

Prediction Limit
Intrawell Parametric

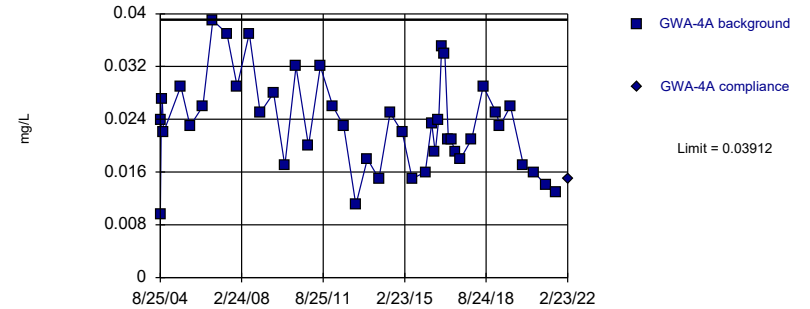


Background Data Summary: Mean=0.02973, Std. Dev.=0.007511, n=11. Normality test: Shapiro Wilk @alpha = 0.01, calculated = 0.8755, critical = 0.792. Kappa = 2.994 (c=15, w=9, 1 of 2, event alpha = 0.05132). Report alpha = 0.0003901.

Constituent: Barium Analysis Run 8/2/2022 5:03 PM View: Appendix I - Intrawell
Plant McIntosh Client: Southern Company Data: McIntosh LF4 CCR

Within Limit

Prediction Limit
Intrawell Parametric

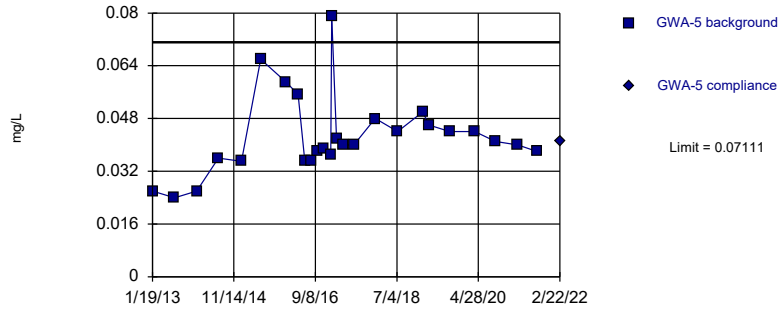


Background Data Summary: Mean=0.02332, Std. Dev.=0.007101, n=44. Normality test: Shapiro Wilk @alpha = 0.01, calculated = 0.9744, critical = 0.924. Kappa = 2.225 (c=15, w=9, 1 of 2, event alpha = 0.05132). Report alpha = 0.0003901.

Constituent: Barium Analysis Run 8/2/2022 5:03 PM View: Appendix I - Intrawell
Plant McIntosh Client: Southern Company Data: McIntosh LF4 CCR

Within Limit

Prediction Limit
Intrawell Parametric

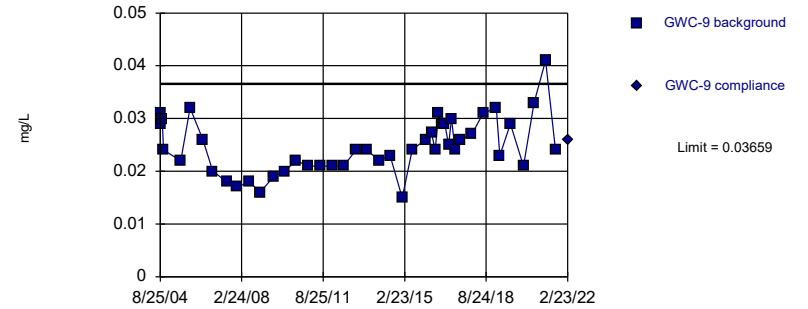


Background Data Summary: Mean=0.04259, Std. Dev.=0.01205, n=26. Normality test: Shapiro Wilk @alpha = 0.01, calculated = 0.8987, critical = 0.891. Kappa = 2.368 (c=15, w=9, 1 of 2, event alpha = 0.05132). Report alpha = 0.0003901.

Constituent: Barium Analysis Run 8/2/2022 5:03 PM View: Appendix I - Intrawell
Plant McIntosh Client: Southern Company Data: McIntosh LF4 CCR

Within Limit

Prediction Limit
Intrawell Parametric

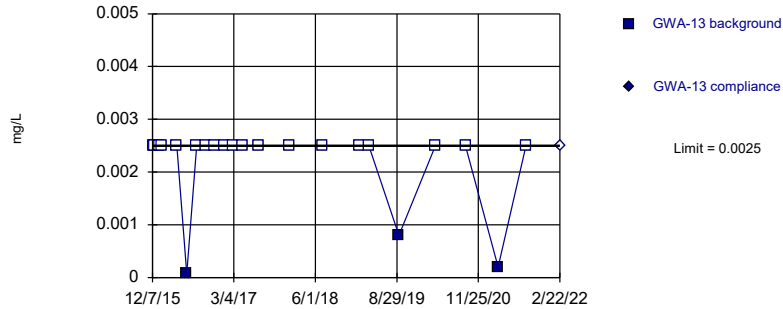


Background Data Summary: Mean=0.02483, Std. Dev.=0.005288, n=44. Normality test: Shapiro Wilk @alpha = 0.01, calculated = 0.9689, critical = 0.924. Kappa = 2.225 (c=15, w=9, 1 of 2, event alpha = 0.05132). Report alpha = 0.0003901.

Constituent: Barium Analysis Run 8/2/2022 5:03 PM View: Appendix I - Intrawell
Plant McIntosh Client: Southern Company Data: McIntosh LF4 CCR

Within Limit

Prediction Limit
Intrawell Non-parametric

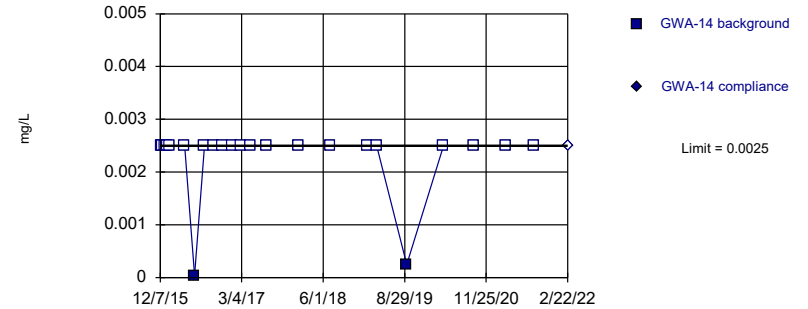


Non-parametric test used in lieu of parametric prediction limit because censored data exceeded 50%. Limit is highest of 22 background values. 86.36% NDs. Well-constituent pair annual alpha = 0.007401. Individual comparison alpha = 0.003707 (1 of 2).

Constituent: Beryllium Analysis Run 8/2/2022 5:03 PM View: Appendix I - Intrawell
Plant McIntosh Client: Southern Company Data: McIntosh LF4 CCR

Within Limit

Prediction Limit
Intrawell Non-parametric

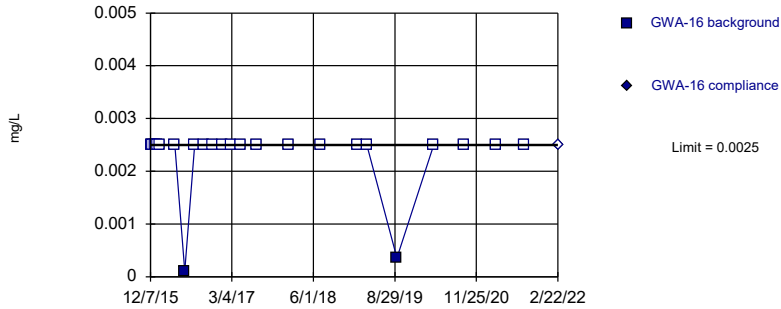


Non-parametric test used in lieu of parametric prediction limit because censored data exceeded 50%. Limit is highest of 23 background values. 91.3% NDs. Well-constituent pair annual alpha = 0.006819. Individual comparison alpha = 0.003415 (1 of 2).

Constituent: Beryllium Analysis Run 8/2/2022 5:03 PM View: Appendix I - Intrawell
Plant McIntosh Client: Southern Company Data: McIntosh LF4 CCR

Within Limit

Prediction Limit
 Intrawell Non-parametric

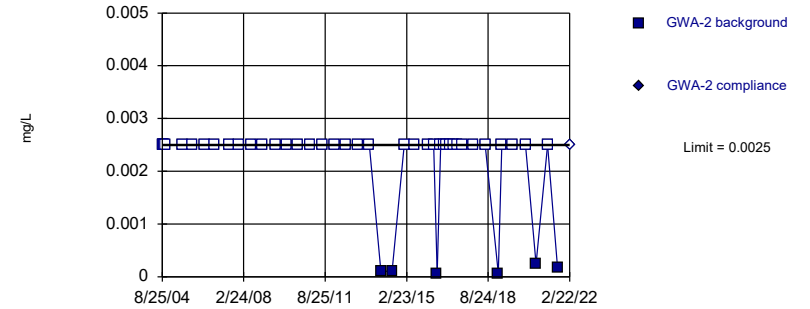


Non-parametric test used in lieu of parametric prediction limit because censored data exceeded 50%. Limit is highest of 23 background values. 91.3% NDs. Well-constituent pair annual alpha = 0.006819. Individual comparison alpha = 0.003415 (1 of 2).

Constituent: Beryllium Analysis Run 8/2/2022 5:03 PM View: Appendix I - Intrawell
 Plant McIntosh Client: Southern Company Data: McIntosh LF4 CCR

Within Limit

Prediction Limit
 Intrawell Non-parametric

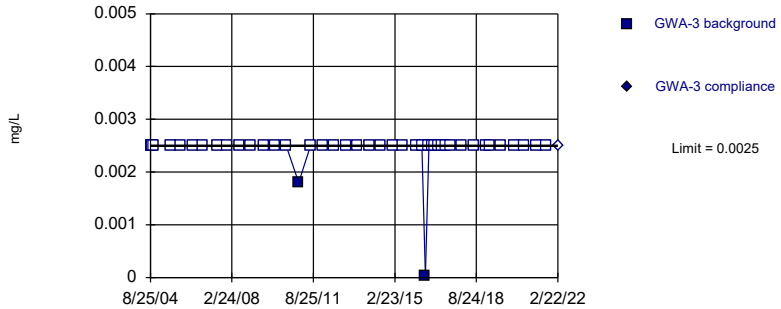


Non-parametric test used in lieu of parametric prediction limit because censored data exceeded 50%. Limit is highest of 44 background values. 86.36% NDs. Well-constituent pair annual alpha = 0.001992. Individual comparison alpha = 0.0009963 (1 of 2).

Constituent: Beryllium Analysis Run 8/2/2022 5:03 PM View: Appendix I - Intrawell
 Plant McIntosh Client: Southern Company Data: McIntosh LF4 CCR

Within Limit

Prediction Limit
 Intrawell Non-parametric

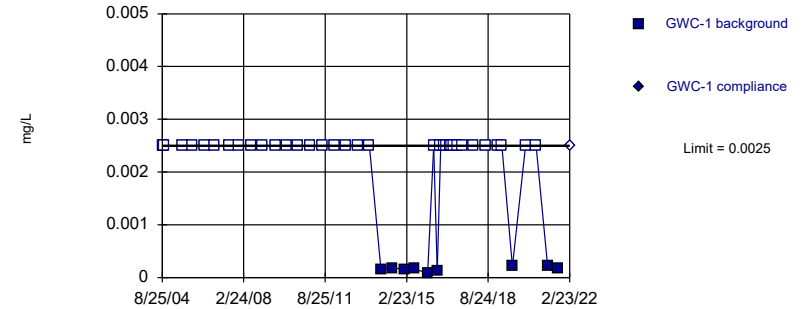


Non-parametric test used in lieu of parametric prediction limit because censored data exceeded 50%. Limit is highest of 44 background values. 95.45% NDs. Well-constituent pair annual alpha = 0.001992. Individual comparison alpha = 0.0009963 (1 of 2).

Constituent: Beryllium Analysis Run 8/2/2022 5:03 PM View: Appendix I - Intrawell
 Plant McIntosh Client: Southern Company Data: McIntosh LF4 CCR

Within Limit

Prediction Limit
 Intrawell Non-parametric

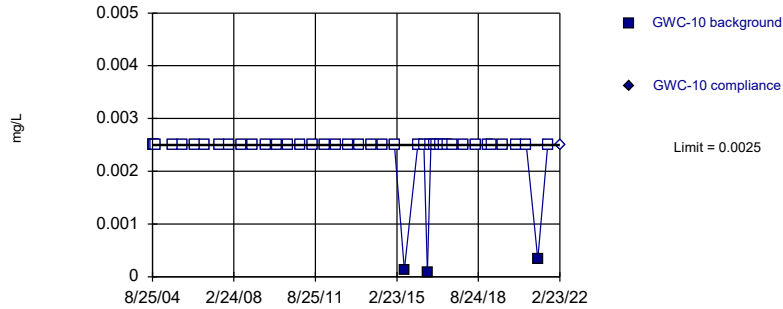


Non-parametric test used in lieu of parametric prediction limit because censored data exceeded 50%. Limit is highest of 44 background values. 79.55% NDs. Well-constituent pair annual alpha = 0.001992. Individual comparison alpha = 0.0009963 (1 of 2).

Constituent: Beryllium Analysis Run 8/2/2022 5:03 PM View: Appendix I - Intrawell
 Plant McIntosh Client: Southern Company Data: McIntosh LF4 CCR

Within Limit

Prediction Limit
Intrawell Non-parametric

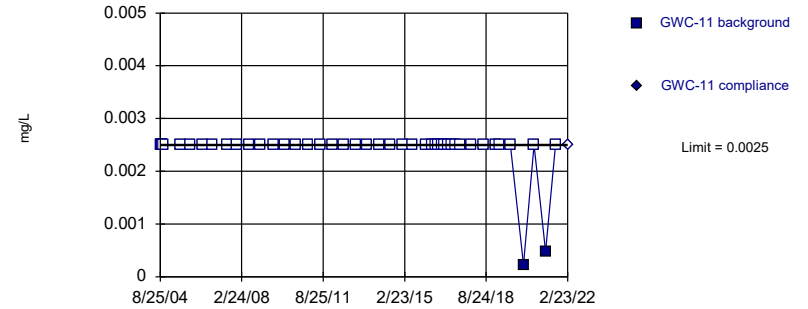


Non-parametric test used in lieu of parametric prediction limit because censored data exceeded 50%. Limit is highest of 44 background values. 93.18% NDs. Well-constituent pair annual alpha = 0.001992. Individual comparison alpha = 0.0009963 (1 of 2).

Constituent: Beryllium Analysis Run 8/2/2022 5:03 PM View: Appendix I - Intrawell
Plant McIntosh Client: Southern Company Data: McIntosh LF4 CCR

Within Limit

Prediction Limit
Intrawell Non-parametric

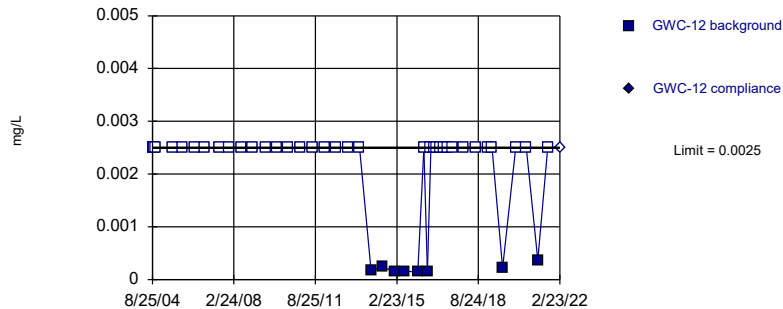


Non-parametric test used in lieu of parametric prediction limit because censored data exceeded 50%. Limit is highest of 44 background values. 95.45% NDs. Well-constituent pair annual alpha = 0.001992. Individual comparison alpha = 0.0009963 (1 of 2).

Constituent: Beryllium Analysis Run 8/2/2022 5:03 PM View: Appendix I - Intrawell
Plant McIntosh Client: Southern Company Data: McIntosh LF4 CCR

Within Limit

Prediction Limit
Intrawell Non-parametric

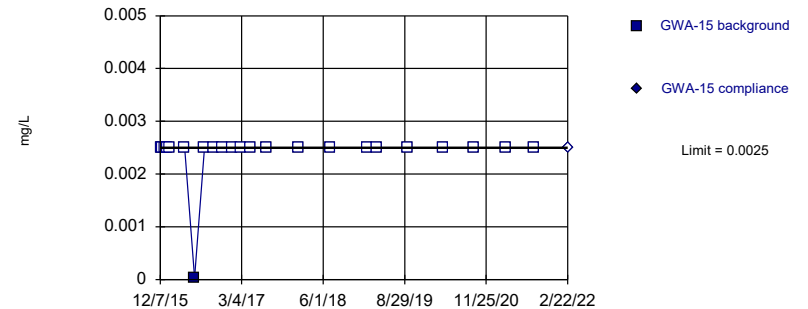


Non-parametric test used in lieu of parametric prediction limit because censored data exceeded 50%. Limit is highest of 44 background values. 81.82% NDs. Well-constituent pair annual alpha = 0.001992. Individual comparison alpha = 0.0009963 (1 of 2).

Constituent: Beryllium Analysis Run 8/2/2022 5:03 PM View: Appendix I - Intrawell
Plant McIntosh Client: Southern Company Data: McIntosh LF4 CCR

Within Limit

Prediction Limit
Intrawell Non-parametric

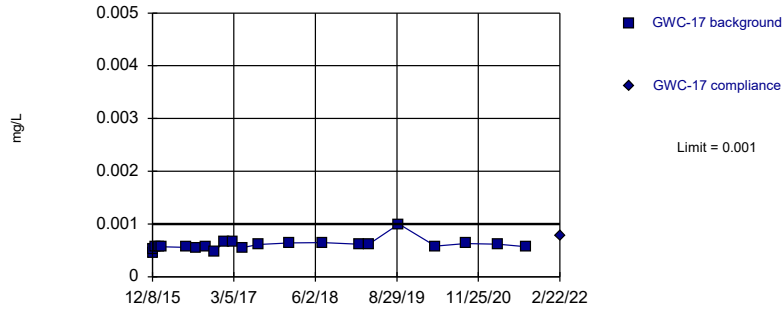


Non-parametric test used in lieu of parametric prediction limit because censored data exceeded 50%. Limit is highest of 23 background values. 95.65% NDs. Well-constituent pair annual alpha = 0.006819. Individual comparison alpha = 0.003415 (1 of 2).

Constituent: Beryllium Analysis Run 8/2/2022 5:03 PM View: Appendix I - Intrawell
Plant McIntosh Client: Southern Company Data: McIntosh LF4 CCR

Within Limit

Prediction Limit
Intrawell Non-parametric

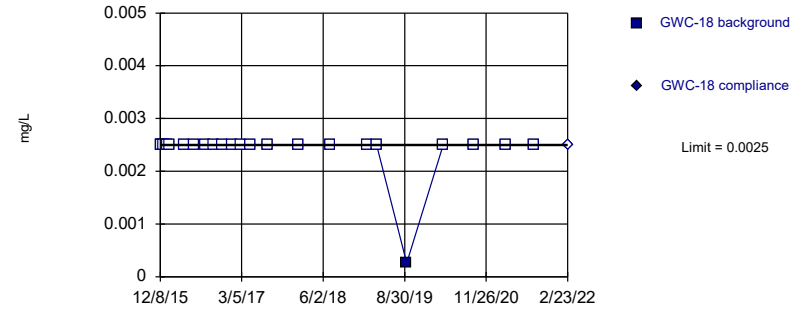


Non-parametric test used in lieu of parametric prediction limit because the Shapiro Wilk normality test showed the data to be non-normal at the 0.01 alpha level. Limit is highest of 22 background values. Well-constituent pair annual alpha = 0.007401. Individual comparison alpha = 0.003707 (1 of 2).

Constituent: Beryllium Analysis Run 8/2/2022 5:03 PM View: Appendix I - Intrawell
Plant McIntosh Client: Southern Company Data: McIntosh LF4 CCR

Within Limit

Prediction Limit
Intrawell Non-parametric

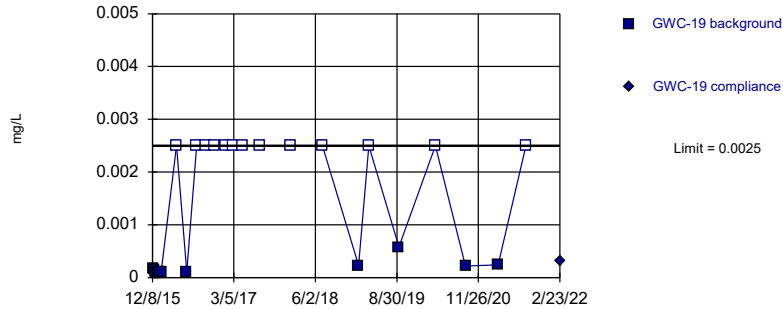


Non-parametric test used in lieu of parametric prediction limit because censored data exceeded 50%. Limit is highest of 23 background values. 95.65% NDs. Well-constituent pair annual alpha = 0.006819. Individual comparison alpha = 0.003415 (1 of 2).

Constituent: Beryllium Analysis Run 8/2/2022 5:03 PM View: Appendix I - Intrawell
Plant McIntosh Client: Southern Company Data: McIntosh LF4 CCR

Within Limit

Prediction Limit
Intrawell Non-parametric

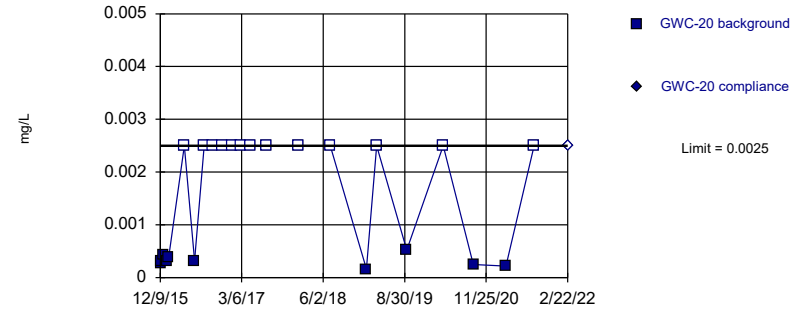


Non-parametric test used in lieu of parametric prediction limit because censored data exceeded 50%. Limit is highest of 23 background values. 56.52% NDs. Well-constituent pair annual alpha = 0.006819. Individual comparison alpha = 0.003415 (1 of 2).

Constituent: Beryllium Analysis Run 8/2/2022 5:03 PM View: Appendix I - Intrawell
Plant McIntosh Client: Southern Company Data: McIntosh LF4 CCR

Within Limit

Prediction Limit
Intrawell Non-parametric

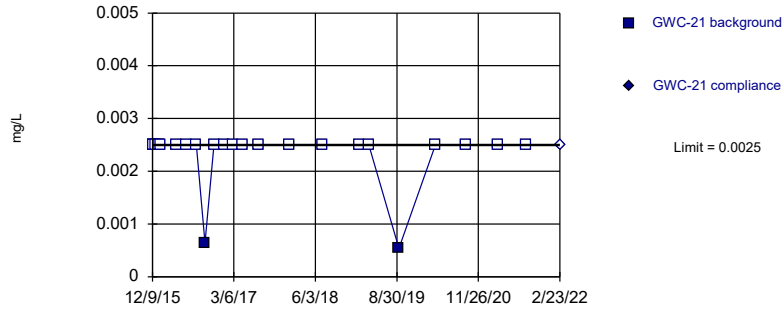


Non-parametric test used in lieu of parametric prediction limit because censored data exceeded 50%. Limit is highest of 23 background values. 56.52% NDs. Well-constituent pair annual alpha = 0.006819. Individual comparison alpha = 0.003415 (1 of 2).

Constituent: Beryllium Analysis Run 8/2/2022 5:03 PM View: Appendix I - Intrawell
Plant McIntosh Client: Southern Company Data: McIntosh LF4 CCR

Within Limit

Prediction Limit
Intrawell Non-parametric

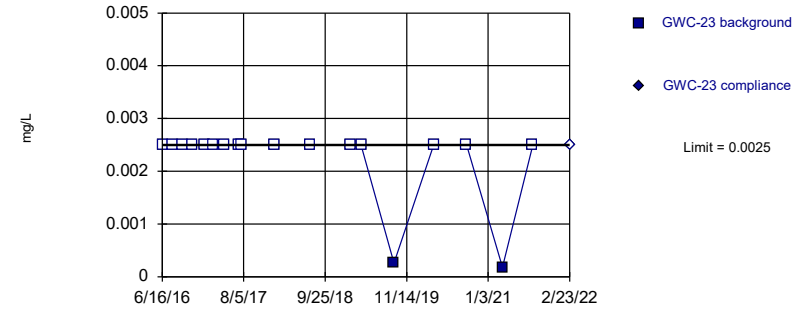


Non-parametric test used in lieu of parametric prediction limit because censored data exceeded 50%. Limit is highest of 23 background values. 91.3% NDs. Well-constituent pair annual alpha = 0.006819. Individual comparison alpha = 0.003415 (1 of 2).

Constituent: Beryllium Analysis Run 8/2/2022 5:03 PM View: Appendix I - Intrawell
Plant McIntosh Client: Southern Company Data: McIntosh LF4 CCR

Within Limit

Prediction Limit
Intrawell Non-parametric

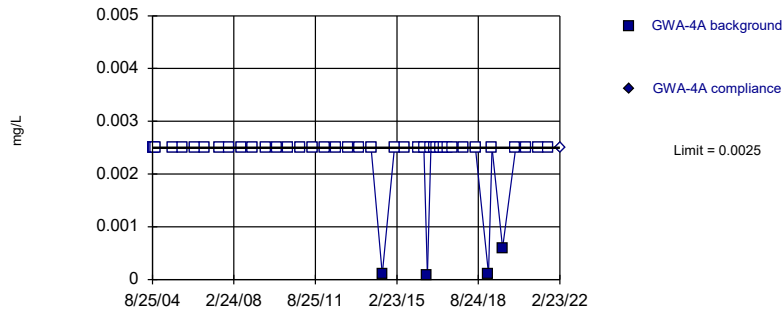


Non-parametric test used in lieu of parametric prediction limit because censored data exceeded 50%. Limit is highest of 18 background values. 88.89% NDs. Well-constituent pair annual alpha = 0.01072. Individual comparison alpha = 0.005373 (1 of 2).

Constituent: Beryllium Analysis Run 8/2/2022 5:03 PM View: Appendix I - Intrawell
Plant McIntosh Client: Southern Company Data: McIntosh LF4 CCR

Within Limit

Prediction Limit
Intrawell Non-parametric

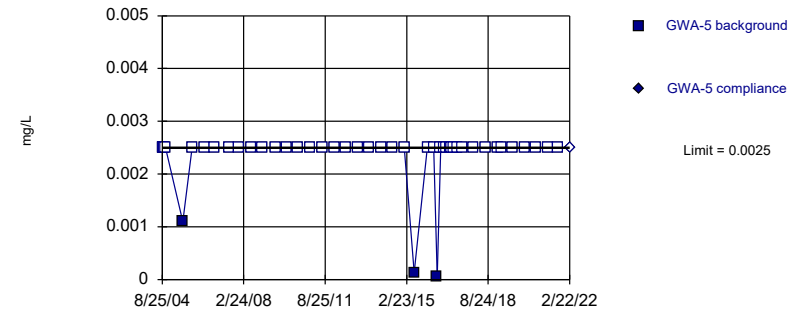


Non-parametric test used in lieu of parametric prediction limit because censored data exceeded 50%. Limit is highest of 44 background values. 90.91% NDs. Well-constituent pair annual alpha = 0.001992. Individual comparison alpha = 0.0009963 (1 of 2).

Constituent: Beryllium Analysis Run 8/2/2022 5:03 PM View: Appendix I - Intrawell
Plant McIntosh Client: Southern Company Data: McIntosh LF4 CCR

Within Limit

Prediction Limit
Intrawell Non-parametric

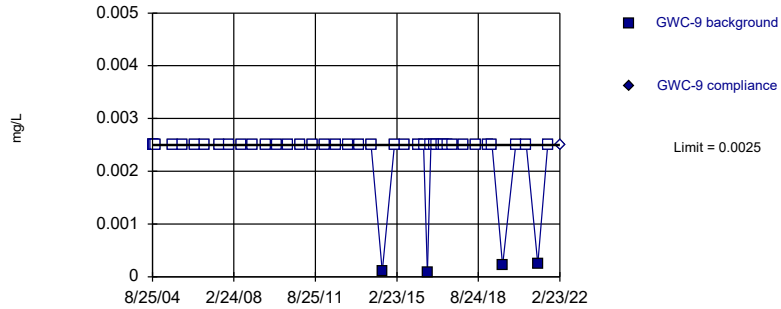


Non-parametric test used in lieu of parametric prediction limit because censored data exceeded 50%. Limit is highest of 46 background values. 93.48% NDs. Well-constituent pair annual alpha = 0.001829. Individual comparison alpha = 0.0009151 (1 of 2).

Constituent: Beryllium Analysis Run 8/2/2022 5:03 PM View: Appendix I - Intrawell
Plant McIntosh Client: Southern Company Data: McIntosh LF4 CCR

Within Limit

Prediction Limit
Intrawell Non-parametric

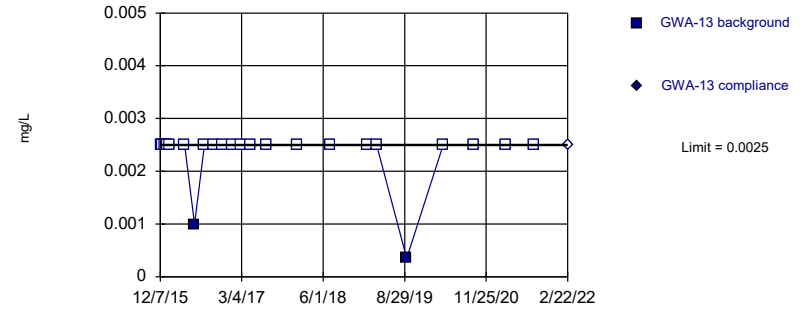


Non-parametric test used in lieu of parametric prediction limit because censored data exceeded 50%. Limit is highest of 44 background values. 90.91% NDs. Well-constituent pair annual alpha = 0.001992. Individual comparison alpha = 0.0009963 (1 of 2).

Constituent: Beryllium Analysis Run 8/2/2022 5:03 PM View: Appendix I - Intrawell
Plant McIntosh Client: Southern Company Data: McIntosh LF4 CCR

Within Limit

Prediction Limit
Intrawell Non-parametric

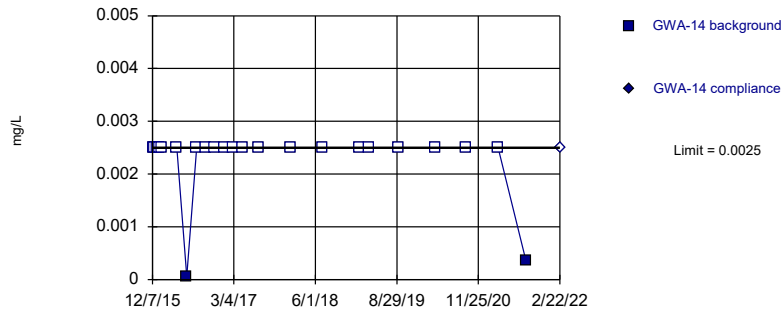


Non-parametric test used in lieu of parametric prediction limit because censored data exceeded 50%. Limit is highest of 23 background values. 91.3% NDs. Well-constituent pair annual alpha = 0.006819. Individual comparison alpha = 0.003415 (1 of 2).

Constituent: Cadmium Analysis Run 8/2/2022 5:03 PM View: Appendix I - Intrawell
Plant McIntosh Client: Southern Company Data: McIntosh LF4 CCR

Within Limit

Prediction Limit
Intrawell Non-parametric

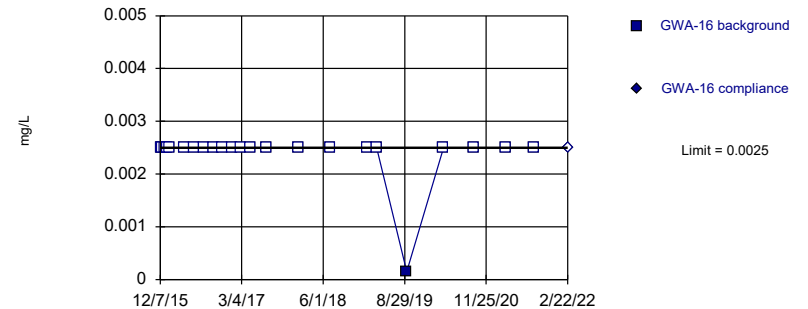


Non-parametric test used in lieu of parametric prediction limit because censored data exceeded 50%. Limit is highest of 23 background values. 91.3% NDs. Well-constituent pair annual alpha = 0.006819. Individual comparison alpha = 0.003415 (1 of 2).

Constituent: Cadmium Analysis Run 8/2/2022 5:03 PM View: Appendix I - Intrawell
Plant McIntosh Client: Southern Company Data: McIntosh LF4 CCR

Within Limit

Prediction Limit
Intrawell Non-parametric

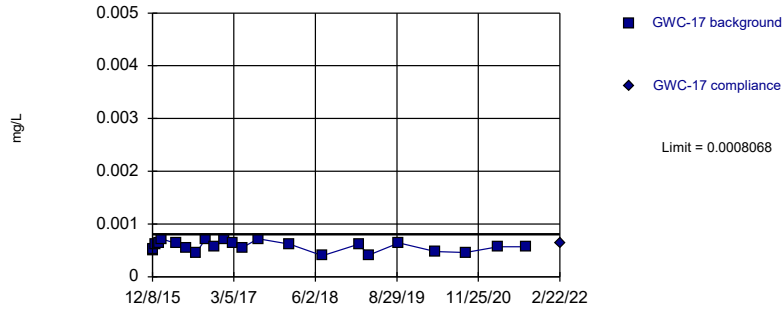


Non-parametric test used in lieu of parametric prediction limit because censored data exceeded 50%. Limit is highest of 23 background values. 95.65% NDs. Well-constituent pair annual alpha = 0.006819. Individual comparison alpha = 0.003415 (1 of 2).

Constituent: Cadmium Analysis Run 8/2/2022 5:03 PM View: Appendix I - Intrawell
Plant McIntosh Client: Southern Company Data: McIntosh LF4 CCR

Within Limit

Prediction Limit Intrawell Parametric

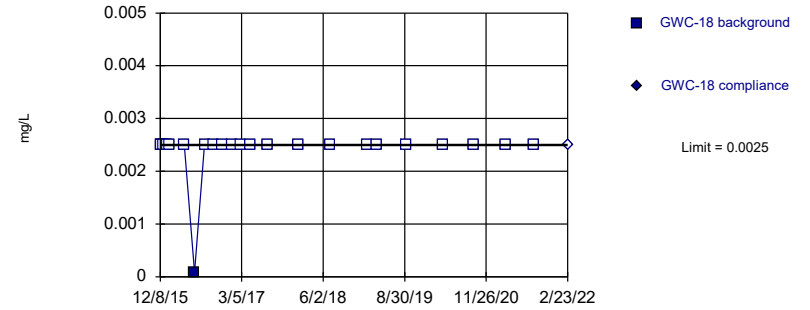


Background Data Summary: Mean=0.0005767, Std. Dev.=0.00009507, n=23. Normality test: Shapiro Wilk @alpha = 0.01, calculated = 0.9537, critical = 0.881. Kappa = 2.421 (c=15, w=9, 1 of 2, event alpha = 0.05132). Report alpha = 0.0003901.

Constituent: Cadmium Analysis Run 8/2/2022 5:03 PM View: Appendix I - Intrawell
Plant McIntosh Client: Southern Company Data: McIntosh LF4 CCR

Within Limit

Prediction Limit Intrawell Non-parametric

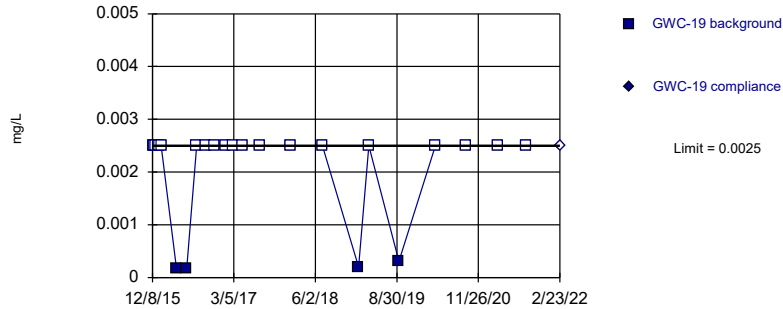


Non-parametric test used in lieu of parametric prediction limit because censored data exceeded 50%. Limit is highest of 23 background values. 95.65% NDs. Well-constituent pair annual alpha = 0.006819. Individual comparison alpha = 0.003415 (1 of 2).

Constituent: Cadmium Analysis Run 8/2/2022 5:03 PM View: Appendix I - Intrawell
Plant McIntosh Client: Southern Company Data: McIntosh LF4 CCR

Within Limit

Prediction Limit Intrawell Non-parametric

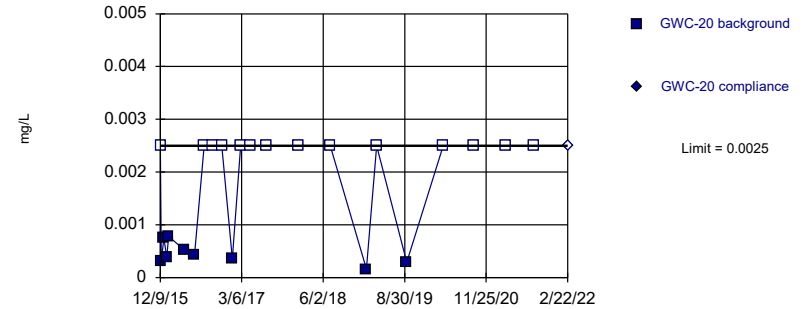


Non-parametric test used in lieu of parametric prediction limit because censored data exceeded 50%. Limit is highest of 23 background values. 82.61% NDs. Well-constituent pair annual alpha = 0.006819. Individual comparison alpha = 0.003415 (1 of 2).

Constituent: Cadmium Analysis Run 8/2/2022 5:03 PM View: Appendix I - Intrawell
Plant McIntosh Client: Southern Company Data: McIntosh LF4 CCR

Within Limit

Prediction Limit Intrawell Non-parametric

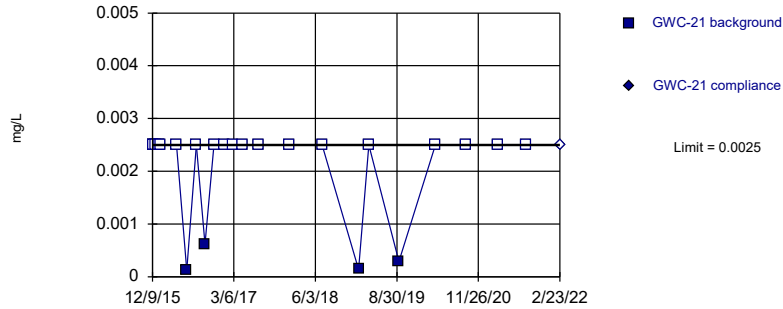


Non-parametric test used in lieu of parametric prediction limit because censored data exceeded 50%. Limit is highest of 23 background values. 60.87% NDs. Well-constituent pair annual alpha = 0.006819. Individual comparison alpha = 0.003415 (1 of 2).

Constituent: Cadmium Analysis Run 8/2/2022 5:03 PM View: Appendix I - Intrawell
Plant McIntosh Client: Southern Company Data: McIntosh LF4 CCR

Within Limit

Prediction Limit
Intrawell Non-parametric

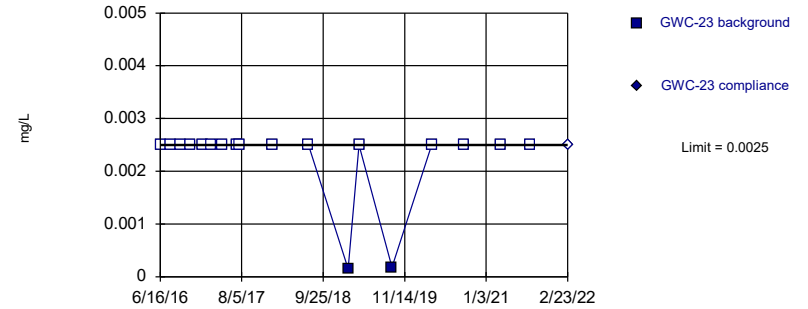


Non-parametric test used in lieu of parametric prediction limit because censored data exceeded 50%. Limit is highest of 23 background values. 82.61% NDs. Well-constituent pair annual alpha = 0.006819. Individual comparison alpha = 0.003415 (1 of 2).

Constituent: Cadmium Analysis Run 8/2/2022 5:03 PM View: Appendix I - Intrawell
Plant McIntosh Client: Southern Company Data: McIntosh LF4 CCR

Within Limit

Prediction Limit
Intrawell Non-parametric

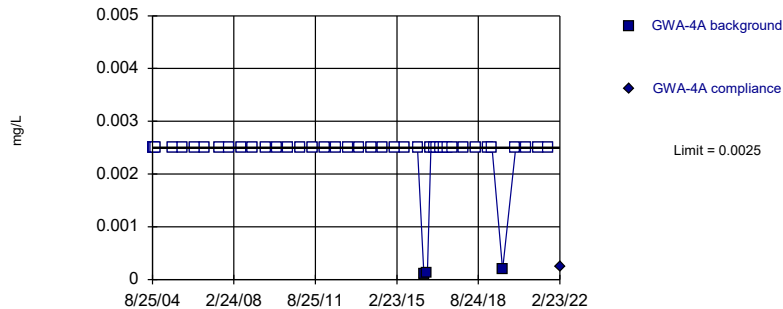


Non-parametric test used in lieu of parametric prediction limit because censored data exceeded 50%. Limit is highest of 18 background values. 88.89% NDs. Well-constituent pair annual alpha = 0.01072. Individual comparison alpha = 0.005373 (1 of 2).

Constituent: Cadmium Analysis Run 8/2/2022 5:03 PM View: Appendix I - Intrawell
Plant McIntosh Client: Southern Company Data: McIntosh LF4 CCR

Within Limit

Prediction Limit
Intrawell Non-parametric

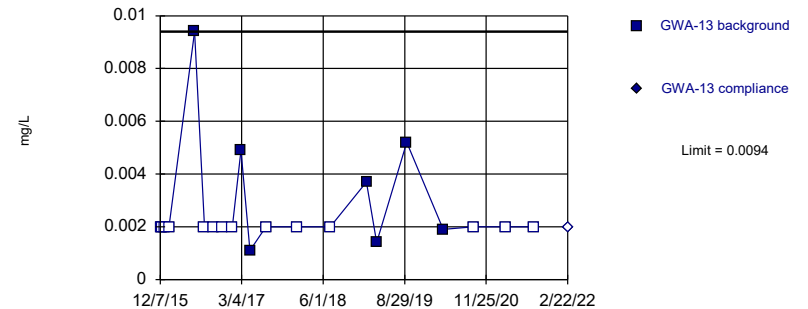


Non-parametric test used in lieu of parametric prediction limit because censored data exceeded 50%. Limit is highest of 44 background values. 93.18% NDs. Well-constituent pair annual alpha = 0.001992. Individual comparison alpha = 0.0009963 (1 of 2).

Constituent: Cadmium Analysis Run 8/2/2022 5:03 PM View: Appendix I - Intrawell
Plant McIntosh Client: Southern Company Data: McIntosh LF4 CCR

Within Limit

Prediction Limit
Intrawell Non-parametric

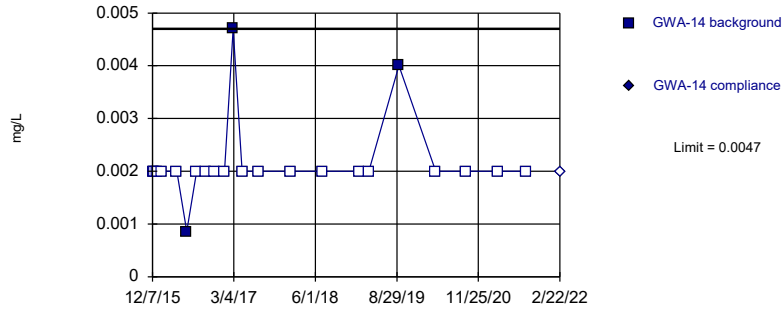


Non-parametric test used in lieu of parametric prediction limit because censored data exceeded 50%. Limit is highest of 21 background values. 66.67% NDs. Well-constituent pair annual alpha = 0.007982. Individual comparison alpha = 0.003999 (1 of 2).

Constituent: Chromium Analysis Run 8/2/2022 5:03 PM View: Appendix I - Intrawell
Plant McIntosh Client: Southern Company Data: McIntosh LF4 CCR

Within Limit

Prediction Limit
Intrawell Non-parametric

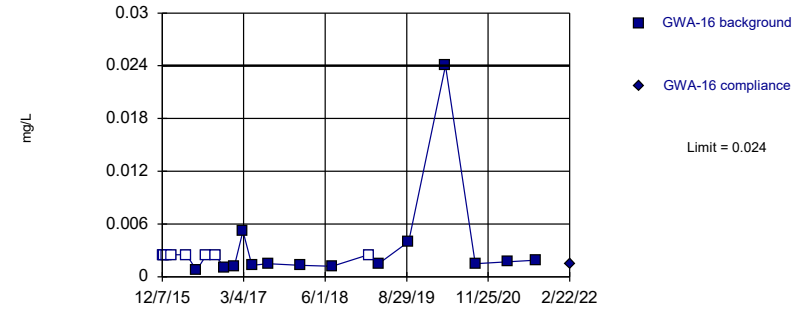


Non-parametric test used in lieu of parametric prediction limit because censored data exceeded 50%. Limit is highest of 22 background values. 86.36% NDs. Well-constituent pair annual alpha = 0.007401. Individual comparison alpha = 0.003707 (1 of 2).

Constituent: Chromium Analysis Run 8/2/2022 5:03 PM View: Appendix I - Intrawell
Plant McIntosh Client: Southern Company Data: McIntosh LF4 CCR

Within Limit

Prediction Limit
Intrawell Non-parametric

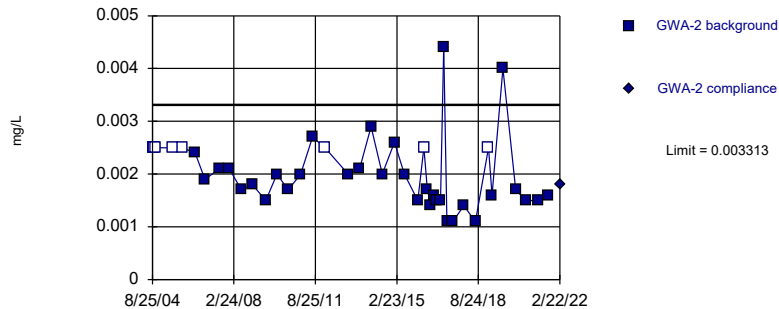


Non-parametric test used in lieu of parametric prediction limit because the Shapiro Wilk normality test showed the data to be non-normal at the 0.01 alpha level. Limit is highest of 22 background values. 36.36% NDs. Well-constituent pair annual alpha = 0.007401. Individual comparison alpha = 0.003707 (1 of 2).

Constituent: Chromium Analysis Run 8/2/2022 5:03 PM View: Appendix I - Intrawell
Plant McIntosh Client: Southern Company Data: McIntosh LF4 CCR

Within Limit

Prediction Limit
Intrawell Parametric

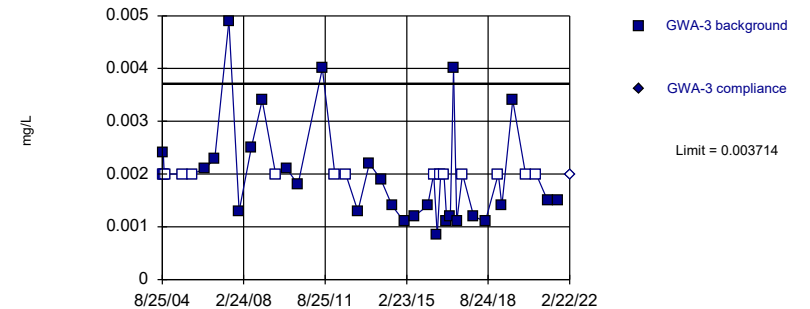


Background Data Summary (based on square root transformation) (after Kaplan-Meier Adjustment): Mean=0.03944, Std. Dev.=0.008126, n=43, 20.93% NDs. Normality test: Shapiro Wilk @alpha = 0.01, calculated = 0.9267, critical = 0.923. Kappa = 2.23 (c=15, w=9, 1 of 2, event alpha = 0.05132). Report alpha = 0.0003901.

Constituent: Chromium Analysis Run 8/2/2022 5:03 PM View: Appendix I - Intrawell
Plant McIntosh Client: Southern Company Data: McIntosh LF4 CCR

Within Limit

Prediction Limit
Intrawell Parametric

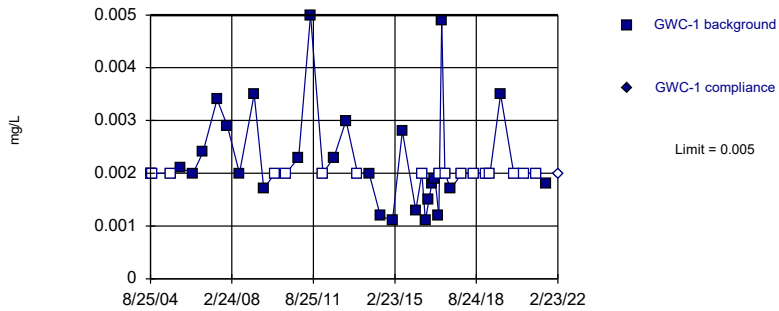


Background Data Summary (based on natural log transformation) (after Kaplan-Meier Adjustment): Mean=-6.638, Std. Dev.=0.4673, n=43, 34.88% NDs. Normality test: Shapiro Wilk @alpha = 0.01, calculated = 0.9278, critical = 0.923. Kappa = 2.23 (c=15, w=9, 1 of 2, event alpha = 0.05132). Report alpha = 0.0003901.

Constituent: Chromium Analysis Run 8/2/2022 5:03 PM View: Appendix I - Intrawell
Plant McIntosh Client: Southern Company Data: McIntosh LF4 CCR

Within Limit

Prediction Limit
Intrawell Non-parametric

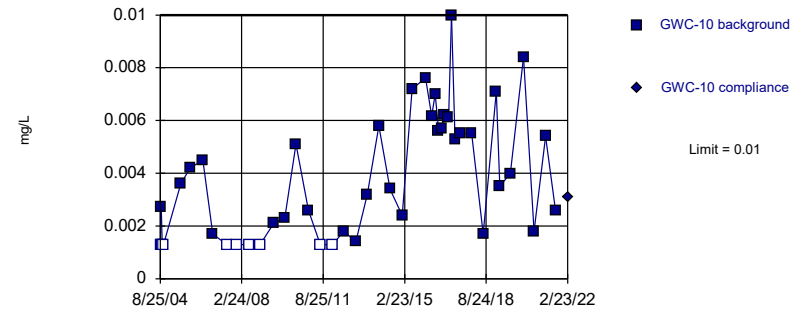


Non-parametric test used in lieu of parametric prediction limit because the Shapiro Wilk normality test showed the data to be non-normal at the 0.01 alpha level. Limit is highest of 44 background values. 40.91% NDs. Well-constituent pair annual alpha = 0.001992. Individual comparison alpha = 0.0009963 (1 of 2).

Constituent: Chromium Analysis Run 8/2/2022 5:03 PM View: Appendix I - Intrawell
Plant McIntosh Client: Southern Company Data: McIntosh LF4 CCR

Within Limit

Prediction Limit
Intrawell Non-parametric

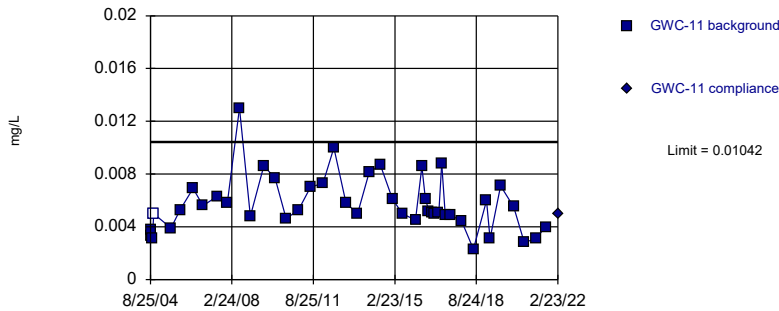


Non-parametric test used in lieu of parametric prediction limit because the Shapiro Wilk normality test showed the data to be non-normal at the 0.01 alpha level. Limit is highest of 44 background values. 20.45% NDs. Well-constituent pair annual alpha = 0.001992. Individual comparison alpha = 0.0009963 (1 of 2).

Constituent: Chromium Analysis Run 8/2/2022 5:03 PM View: Appendix I - Intrawell
Plant McIntosh Client: Southern Company Data: McIntosh LF4 CCR

Within Limit

Prediction Limit
Intrawell Parametric

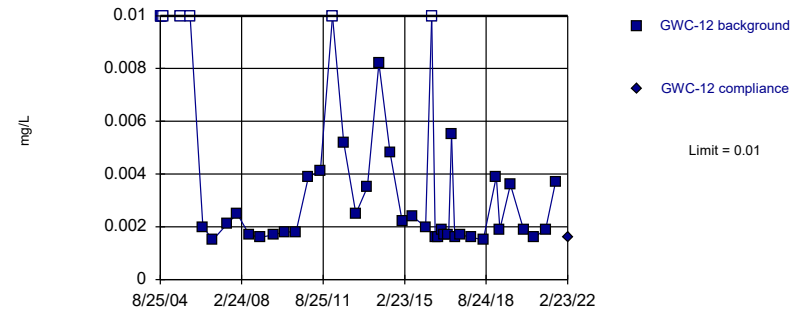


Background Data Summary: Mean=0.005738, Std. Dev.=0.002105, n=44, 2.273% NDs. Normality test: Shapiro Wilk @alpha = 0.01, calculated = 0.9316, critical = 0.924. Kappa = 2.225 (c=15, w=9, 1 of 2, event alpha = 0.05132). Report alpha = 0.0003901.

Constituent: Chromium Analysis Run 8/2/2022 5:03 PM View: Appendix I - Intrawell
Plant McIntosh Client: Southern Company Data: McIntosh LF4 CCR

Within Limit

Prediction Limit
Intrawell Non-parametric

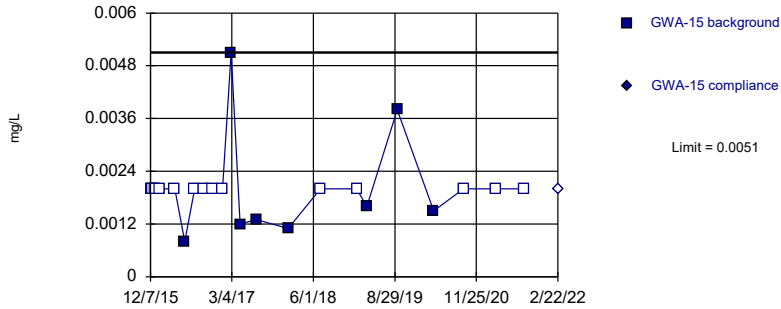


Non-parametric test used in lieu of parametric prediction limit because the Shapiro Wilk normality test showed the data to be non-normal at the 0.01 alpha level. Limit is highest of 44 background values. 18.18% NDs. Well-constituent pair annual alpha = 0.001992. Individual comparison alpha = 0.0009963 (1 of 2).

Constituent: Chromium Analysis Run 8/2/2022 5:03 PM View: Appendix I - Intrawell
Plant McIntosh Client: Southern Company Data: McIntosh LF4 CCR

Within Limit

Prediction Limit Intrawell Non-parametric

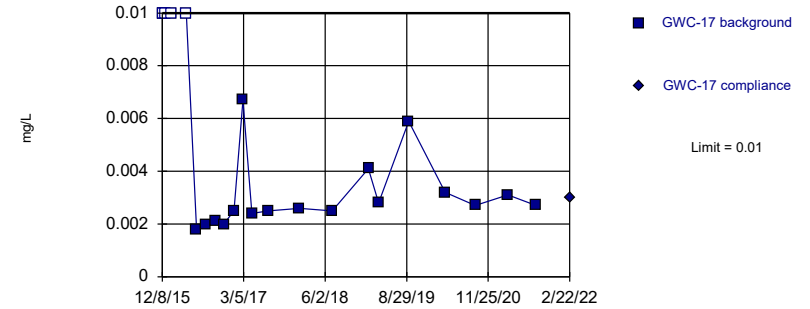


Non-parametric test used in lieu of parametric prediction limit because censored data exceeded 50%. Limit is highest of 22 background values. 63.64% NDs. Well-constituent pair annual alpha = 0.007401. Individual comparison alpha = 0.003707 (1 of 2).

Constituent: Chromium Analysis Run 8/2/2022 5:03 PM View: Appendix I - Intrawell
Plant McIntosh Client: Southern Company Data: McIntosh LF4 CCR

Within Limit

Prediction Limit Intrawell Non-parametric

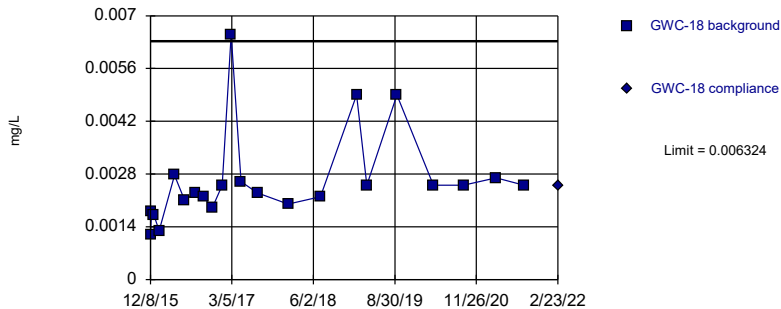


Non-parametric test used in lieu of parametric prediction limit because the Shapiro Wilk normality test showed the data to be non-normal at the 0.01 alpha level. Limit is highest of 22 background values. 22.73% NDs. Well-constituent pair annual alpha = 0.007401. Individual comparison alpha = 0.003707 (1 of 2).

Constituent: Chromium Analysis Run 8/2/2022 5:04 PM View: Appendix I - Intrawell
Plant McIntosh Client: Southern Company Data: McIntosh LF4 CCR

Within Limit

Prediction Limit Intrawell Parametric

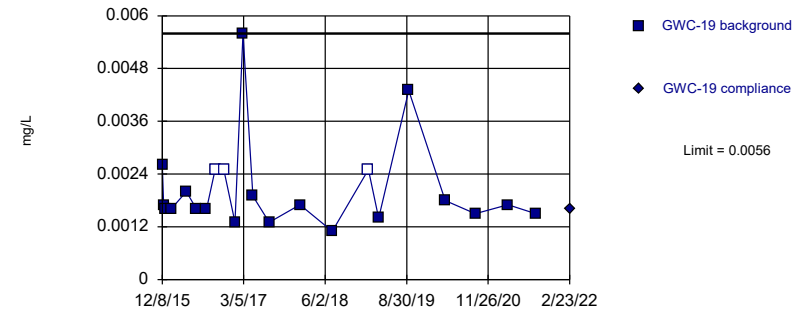


Background Data Summary (based on natural log transformation): Mean=-6.022, Std. Dev.=0.3929, n=22. Normality test: Shapiro Wilk @alpha = 0.01, calculated = 0.8931, critical = 0.878. Kappa = 2.441 (c=15, w=9, 1 of 2, event alpha = 0.05132). Report alpha = 0.0003901.

Constituent: Chromium Analysis Run 8/2/2022 5:04 PM View: Appendix I - Intrawell
Plant McIntosh Client: Southern Company Data: McIntosh LF4 CCR

Within Limit

Prediction Limit Intrawell Non-parametric

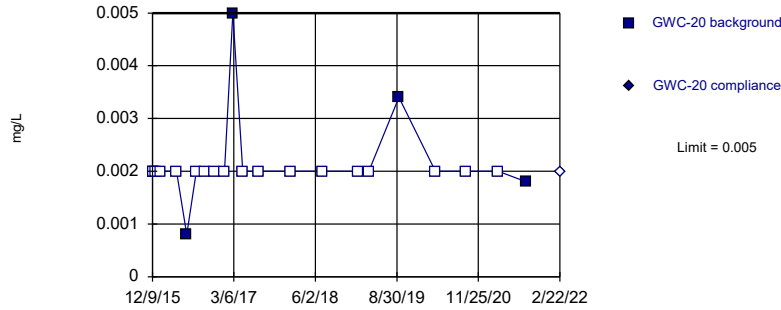


Non-parametric test used in lieu of parametric prediction limit because the Shapiro Wilk normality test showed the data to be non-normal at the 0.01 alpha level. Limit is highest of 22 background values. 13.64% NDs. Well-constituent pair annual alpha = 0.007401. Individual comparison alpha = 0.003707 (1 of 2).

Constituent: Chromium Analysis Run 8/2/2022 5:04 PM View: Appendix I - Intrawell
Plant McIntosh Client: Southern Company Data: McIntosh LF4 CCR

Within Limit

Prediction Limit
 Intrawell Non-parametric

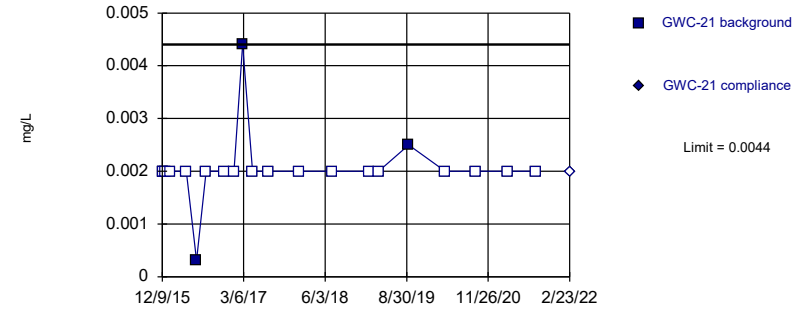


Non-parametric test used in lieu of parametric prediction limit because censored data exceeded 50%. Limit is highest of 22 background values. 81.82% NDs. Well-constituent pair annual alpha = 0.007401. Individual comparison alpha = 0.003707 (1 of 2).

Constituent: Chromium Analysis Run 8/2/2022 5:04 PM View: Appendix I - Intrawell
 Plant McIntosh Client: Southern Company Data: McIntosh LF4 CCR

Within Limit

Prediction Limit
 Intrawell Non-parametric

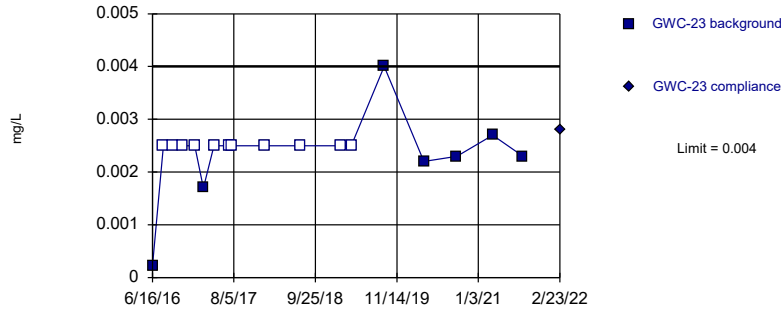


Non-parametric test used in lieu of parametric prediction limit because censored data exceeded 50%. Limit is highest of 21 background values. 85.71% NDs. Well-constituent pair annual alpha = 0.007982. Individual comparison alpha = 0.003999 (1 of 2).

Constituent: Chromium Analysis Run 8/2/2022 5:04 PM View: Appendix I - Intrawell
 Plant McIntosh Client: Southern Company Data: McIntosh LF4 CCR

Within Limit

Prediction Limit
 Intrawell Non-parametric

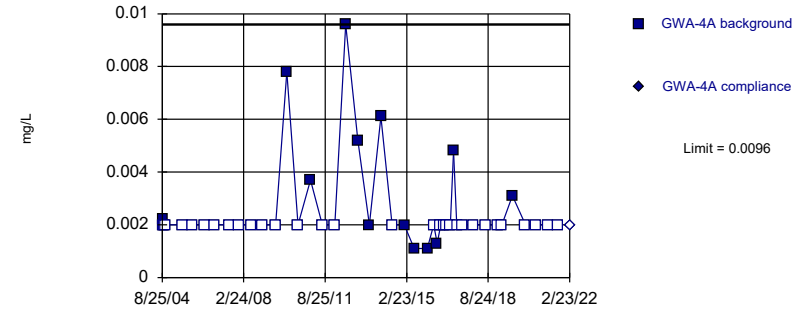


Non-parametric test used in lieu of parametric prediction limit because censored data exceeded 50%. Limit is highest of 18 background values. 61.11% NDs. Well-constituent pair annual alpha = 0.01072. Individual comparison alpha = 0.005373 (1 of 2).

Constituent: Chromium Analysis Run 8/2/2022 5:04 PM View: Appendix I - Intrawell
 Plant McIntosh Client: Southern Company Data: McIntosh LF4 CCR

Within Limit

Prediction Limit
 Intrawell Non-parametric

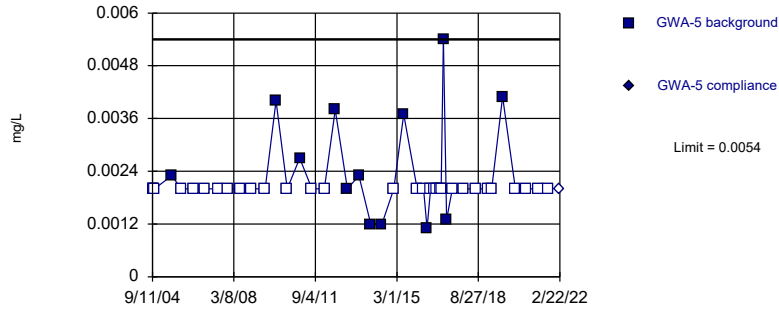


Non-parametric test used in lieu of parametric prediction limit because censored data exceeded 50%. Limit is highest of 44 background values. 70.45% NDs. Well-constituent pair annual alpha = 0.001992. Individual comparison alpha = 0.0009963 (1 of 2).

Constituent: Chromium Analysis Run 8/2/2022 5:04 PM View: Appendix I - Intrawell
 Plant McIntosh Client: Southern Company Data: McIntosh LF4 CCR

Within Limit

Prediction Limit
Intrawell Non-parametric

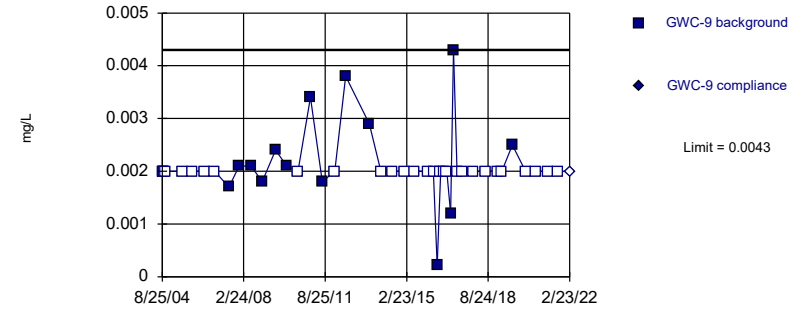


Non-parametric test used in lieu of parametric prediction limit because censored data exceeded 50%. Limit is highest of 45 background values. 68.89% NDs. Well-constituent pair annual alpha = 0.001911. Individual comparison alpha = 0.0009557 (1 of 2).

Constituent: Chromium Analysis Run 8/2/2022 5:04 PM View: Appendix I - Intrawell
Plant McIntosh Client: Southern Company Data: McIntosh LF4 CCR

Within Limit

Prediction Limit
Intrawell Non-parametric

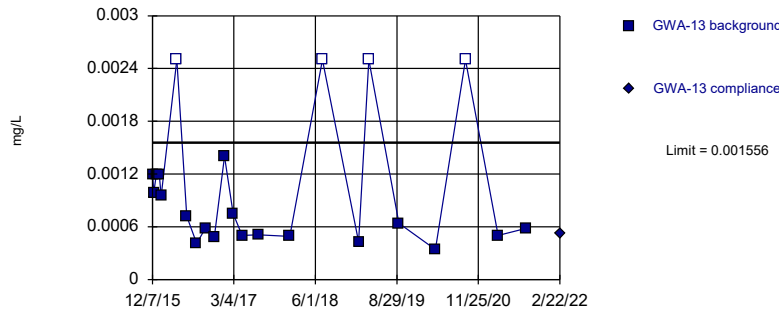


Non-parametric test used in lieu of parametric prediction limit because censored data exceeded 50%. Limit is highest of 43 background values. 67.44% NDs. Well-constituent pair annual alpha = 0.002073. Individual comparison alpha = 0.001037 (1 of 2).

Constituent: Chromium Analysis Run 8/2/2022 5:04 PM View: Appendix I - Intrawell
Plant McIntosh Client: Southern Company Data: McIntosh LF4 CCR

Within Limit

Prediction Limit
Intrawell Parametric

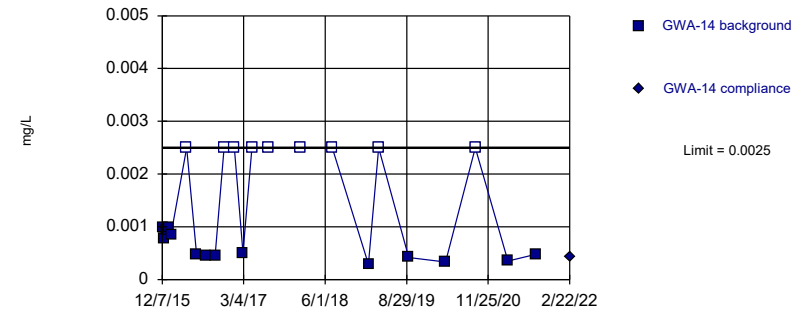


Background Data Summary (based on natural log transformation) (after Kaplan-Meier Adjustment): Mean=-7.415, Std. Dev.=0.3922, n=23, 17.39% NDs. Normality test: Shapiro Wilk @alpha = 0.01, calculated = 0.8974, critical = 0.881. Kappa = 2.421 (c=15, w=9, 1 of 2, event alpha = 0.05132). Report alpha = 0.0003901.

Constituent: Cobalt Analysis Run 8/2/2022 5:04 PM View: Appendix I - Intrawell
Plant McIntosh Client: Southern Company Data: McIntosh LF4 CCR

Within Limit

Prediction Limit
Intrawell Non-parametric

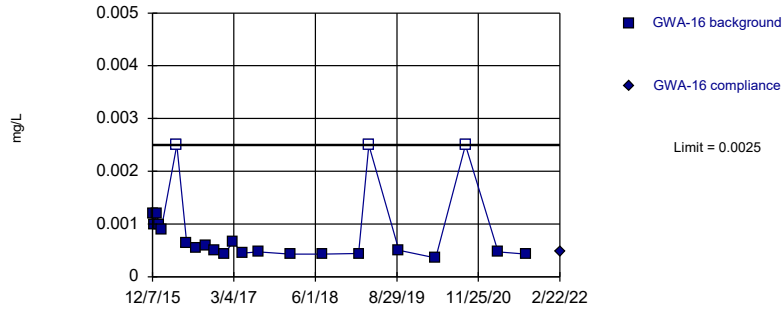


Non-parametric test used in lieu of parametric prediction limit because the Shapiro Wilk normality test showed the data to be non-normal at the 0.01 alpha level. Limit is highest of 23 background values. 39.13% NDs. Well-constituent pair annual alpha = 0.006819. Individual comparison alpha = 0.003415 (1 of 2).

Constituent: Cobalt Analysis Run 8/2/2022 5:04 PM View: Appendix I - Intrawell
Plant McIntosh Client: Southern Company Data: McIntosh LF4 CCR

Within Limit

Prediction Limit
Intrawell Non-parametric

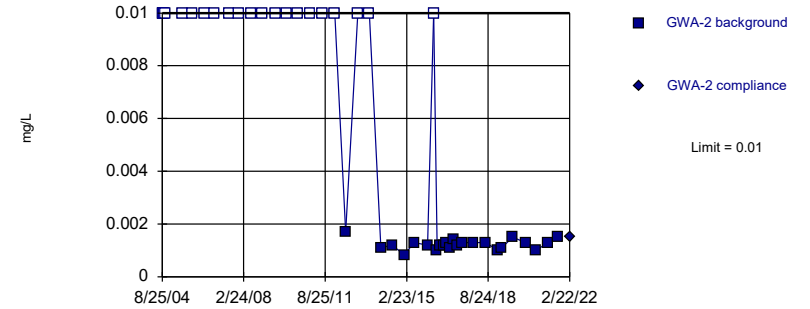


Non-parametric test used in lieu of parametric prediction limit because the Shapiro Wilk normality test showed the data to be non-normal at the 0.01 alpha level. Limit is highest of 23 background values. 13.04% NDs. Well-constituent pair annual alpha = 0.006819. Individual comparison alpha = 0.003415 (1 of 2).

Constituent: Cobalt Analysis Run 8/2/2022 5:04 PM View: Appendix I - Intrawell
Plant McIntosh Client: Southern Company Data: McIntosh LF4 CCR

Within Limit

Prediction Limit
Intrawell Non-parametric

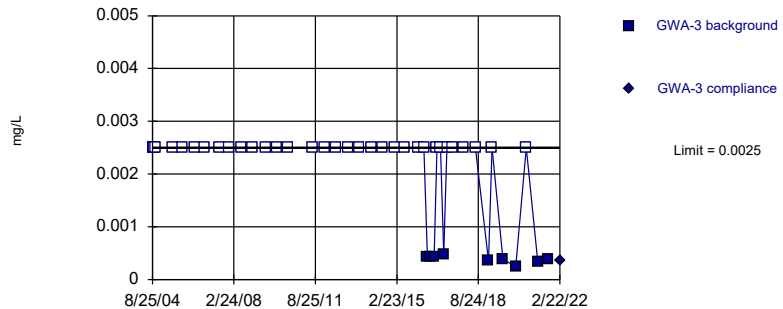


Non-parametric test used in lieu of parametric prediction limit because the Shapiro Wilk normality test showed the data to be non-normal at the 0.01 alpha level. Limit is highest of 44 background values. 47.73% NDs. Well-constituent pair annual alpha = 0.001992. Individual comparison alpha = 0.0009963 (1 of 2).

Constituent: Cobalt Analysis Run 8/2/2022 5:04 PM View: Appendix I - Intrawell
Plant McIntosh Client: Southern Company Data: McIntosh LF4 CCR

Within Limit

Prediction Limit
Intrawell Non-parametric

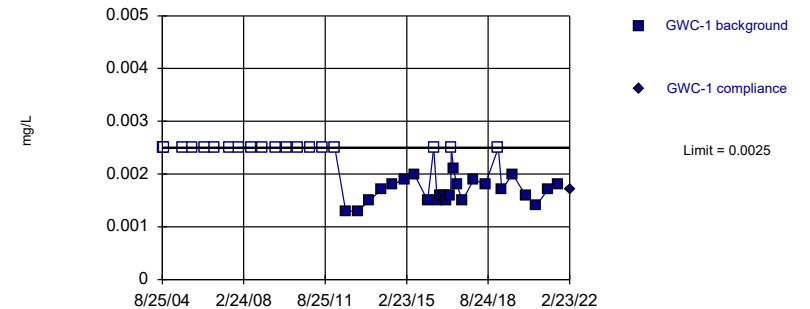


Non-parametric test used in lieu of parametric prediction limit because censored data exceeded 50%. Limit is highest of 43 background values. 79.07% NDs. Well-constituent pair annual alpha = 0.002073. Individual comparison alpha = 0.001037 (1 of 2).

Constituent: Cobalt Analysis Run 8/2/2022 5:04 PM View: Appendix I - Intrawell
Plant McIntosh Client: Southern Company Data: McIntosh LF4 CCR

Within Limit

Prediction Limit
Intrawell Non-parametric

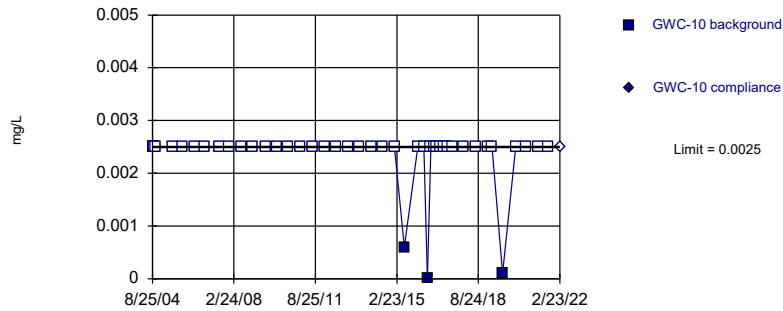


Non-parametric test used in lieu of parametric prediction limit because the Shapiro Wilk normality test showed the data to be non-normal at the 0.01 alpha level. Limit is highest of 44 background values. 45.45% NDs. Well-constituent pair annual alpha = 0.001992. Individual comparison alpha = 0.0009963 (1 of 2).

Constituent: Cobalt Analysis Run 8/2/2022 5:04 PM View: Appendix I - Intrawell
Plant McIntosh Client: Southern Company Data: McIntosh LF4 CCR

Within Limit

Prediction Limit
Intrawell Non-parametric

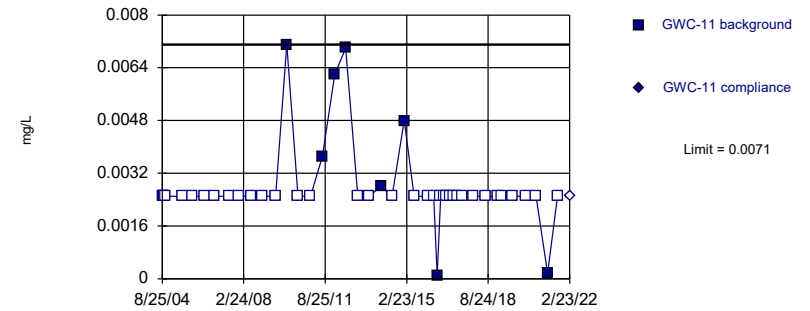


Non-parametric test used in lieu of parametric prediction limit because censored data exceeded 50%. Limit is highest of 44 background values. 93.18% NDs. Well-constituent pair annual alpha = 0.001992. Individual comparison alpha = 0.0009963 (1 of 2).

Constituent: Cobalt Analysis Run 8/2/2022 5:04 PM View: Appendix I - Intrawell
Plant McIntosh Client: Southern Company Data: McIntosh LF4 CCR

Within Limit

Prediction Limit
Intrawell Non-parametric

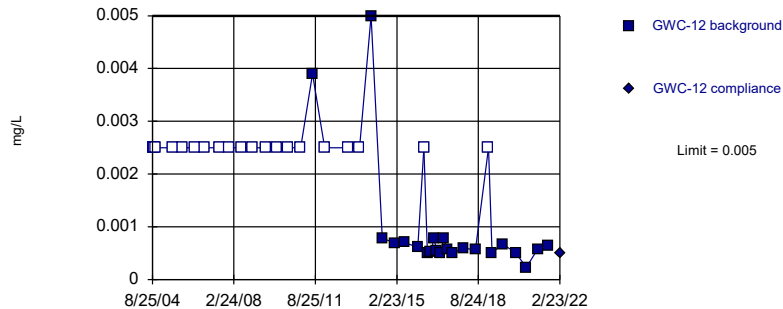


Non-parametric test used in lieu of parametric prediction limit because censored data exceeded 50%. Limit is highest of 44 background values. 81.82% NDs. Well-constituent pair annual alpha = 0.001992. Individual comparison alpha = 0.0009963 (1 of 2).

Constituent: Cobalt Analysis Run 8/2/2022 5:04 PM View: Appendix I - Intrawell
Plant McIntosh Client: Southern Company Data: McIntosh LF4 CCR

Within Limit

Prediction Limit
Intrawell Non-parametric

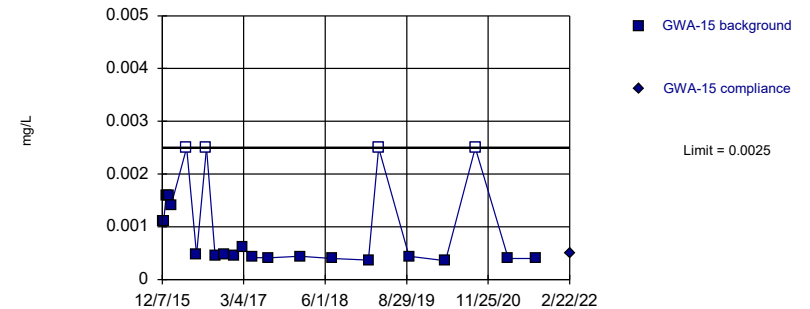


Non-parametric test used in lieu of parametric prediction limit because the Shapiro Wilk normality test showed the data to be non-normal at the 0.01 alpha level. Limit is highest of 43 background values. 48.84% NDs. Well-constituent pair annual alpha = 0.002073. Individual comparison alpha = 0.001037 (1 of 2).

Constituent: Cobalt Analysis Run 8/2/2022 5:04 PM View: Appendix I - Intrawell
Plant McIntosh Client: Southern Company Data: McIntosh LF4 CCR

Within Limit

Prediction Limit
Intrawell Non-parametric

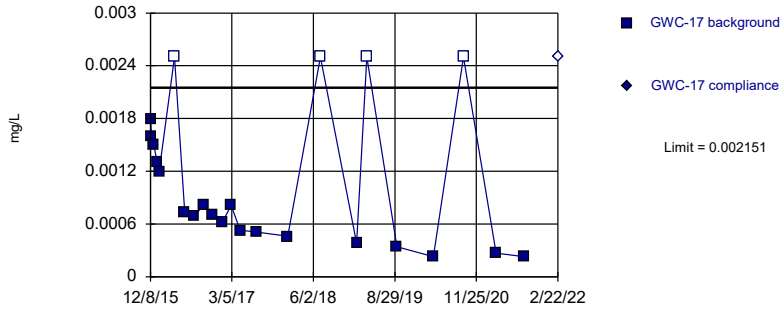


Non-parametric test used in lieu of parametric prediction limit because the Shapiro Wilk normality test showed the data to be non-normal at the 0.01 alpha level. Limit is highest of 23 background values. 17.39% NDs. Well-constituent pair annual alpha = 0.006819. Individual comparison alpha = 0.003415 (1 of 2).

Constituent: Cobalt Analysis Run 8/2/2022 5:04 PM View: Appendix I - Intrawell
Plant McIntosh Client: Southern Company Data: McIntosh LF4 CCR

Within Limit

Prediction Limit
Intrawell Parametric

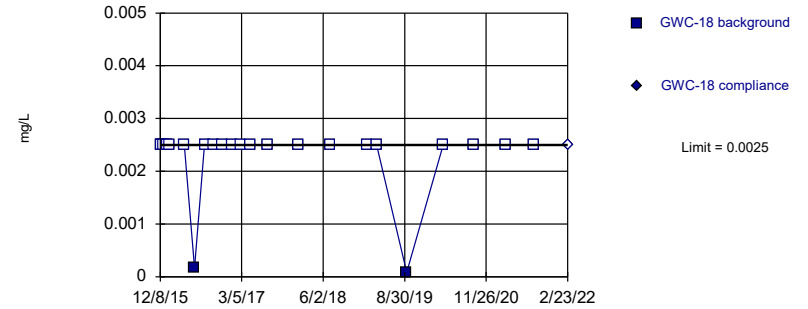


Background Data Summary (based on square root transformation) (after Kaplan-Meier Adjustment): Mean=0.02623, Std. Dev.=0.008328, n=23, 17.39% NDs. Normality test: Shapiro Wilk @alpha = 0.01, calculated = 0.9059, critical = 0.881. Kappa = 2.421 (c=15, w=9, 1 of 2, event alpha = 0.05132). Report alpha = 0.0003901.

Constituent: Cobalt Analysis Run 8/2/2022 5:04 PM View: Appendix I - Intrawell
Plant McIntosh Client: Southern Company Data: McIntosh LF4 CCR

Within Limit

Prediction Limit
Intrawell Non-parametric

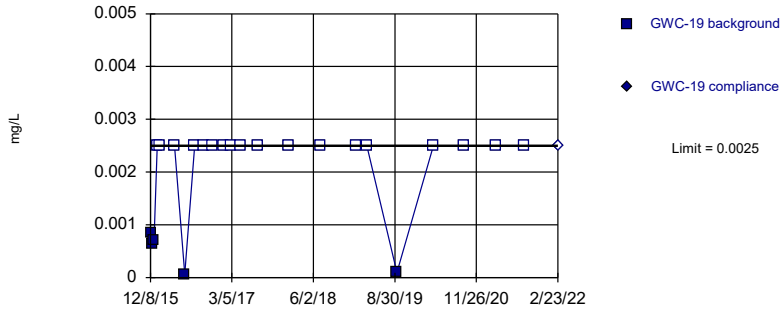


Non-parametric test used in lieu of parametric prediction limit because censored data exceeded 50%. Limit is highest of 23 background values. 91.3% NDs. Well-constituent pair annual alpha = 0.006819. Individual comparison alpha = 0.003415 (1 of 2).

Constituent: Cobalt Analysis Run 8/2/2022 5:04 PM View: Appendix I - Intrawell
Plant McIntosh Client: Southern Company Data: McIntosh LF4 CCR

Within Limit

Prediction Limit
Intrawell Non-parametric

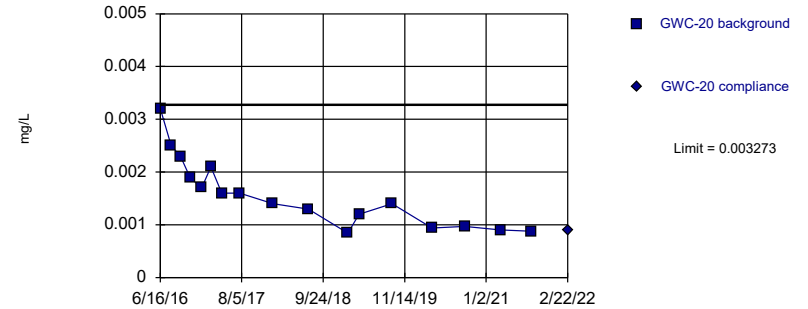


Non-parametric test used in lieu of parametric prediction limit because censored data exceeded 50%. Limit is highest of 23 background values. 78.26% NDs. Well-constituent pair annual alpha = 0.006819. Individual comparison alpha = 0.003415 (1 of 2).

Constituent: Cobalt Analysis Run 8/2/2022 5:04 PM View: Appendix I - Intrawell
Plant McIntosh Client: Southern Company Data: McIntosh LF4 CCR

Within Limit

Prediction Limit
Intrawell Parametric

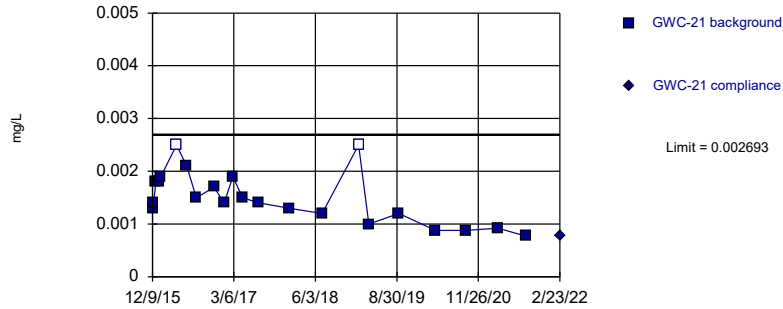


Background Data Summary: Mean=0.001572, Std. Dev.=0.0006589, n=17. Normality test: Shapiro Wilk @alpha = 0.01, calculated = 0.9107, critical = 0.851. Kappa = 2.582 (c=15, w=9, 1 of 2, event alpha = 0.05132). Report alpha = 0.0003901.

Constituent: Cobalt Analysis Run 8/2/2022 5:04 PM View: Appendix I - Intrawell
Plant McIntosh Client: Southern Company Data: McIntosh LF4 CCR

Within Limit

Prediction Limit
Intrawell Parametric

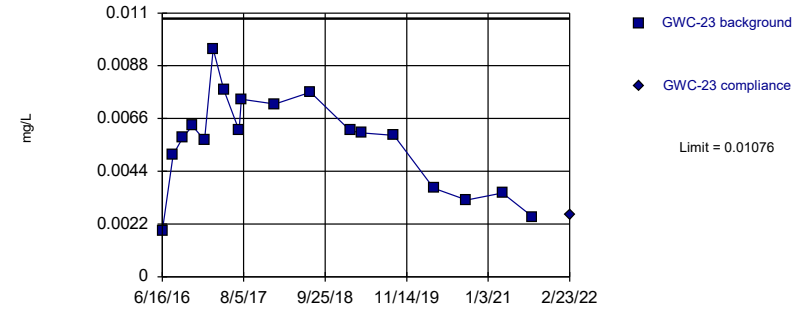


Background Data Summary: Mean=0.001493, Std. Dev.=0.0004917, n=22, 9.091% NDs. Normality test: Shapiro Wilk @alpha = 0.01, calculated = 0.9475, critical = 0.878. Kappa = 2.441 (c=15, w=9, 1 of 2, event alpha = 0.05132). Report alpha = 0.0003901.

Constituent: Cobalt Analysis Run 8/2/2022 5:04 PM View: Appendix I - Intrawell
Plant McIntosh Client: Southern Company Data: McIntosh LF4 CCR

Within Limit

Prediction Limit
Intrawell Parametric

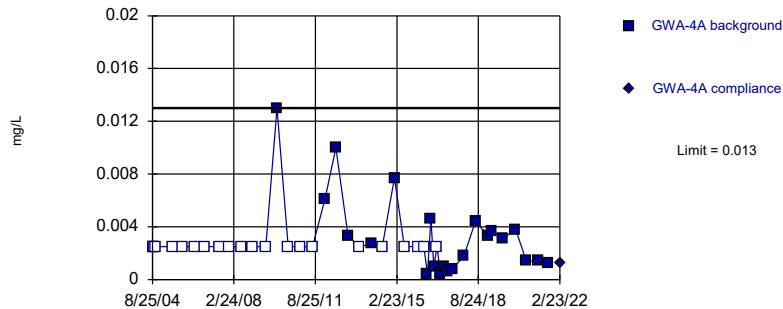


Background Data Summary: Mean=0.005633, Std. Dev.=0.002013, n=18. Normality test: Shapiro Wilk @alpha = 0.01, calculated = 0.9589, critical = 0.858. Kappa = 2.548 (c=15, w=9, 1 of 2, event alpha = 0.05132). Report alpha = 0.0003901.

Constituent: Cobalt Analysis Run 8/2/2022 5:04 PM View: Appendix I - Intrawell
Plant McIntosh Client: Southern Company Data: McIntosh LF4 CCR

Within Limit

Prediction Limit
Intrawell Non-parametric

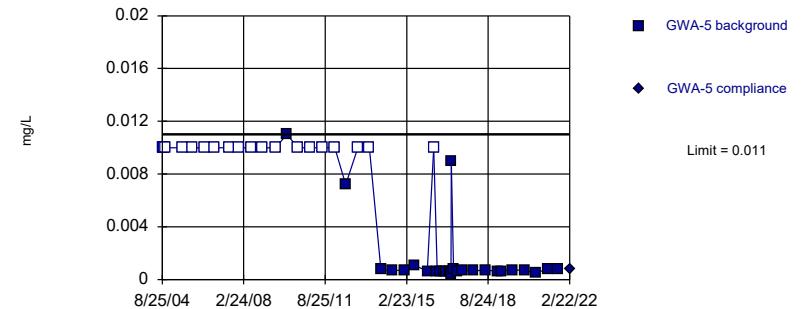


Non-parametric test used in lieu of parametric prediction limit because the Shapiro Wilk normality test showed the data to be non-normal at the 0.01 alpha level. Limit is highest of 44 background values. 50% NDs. Well-constituent pair annual alpha = 0.001992. Individual comparison alpha = 0.0009963 (1 of 2).

Constituent: Cobalt Analysis Run 8/2/2022 5:04 PM View: Appendix I - Intrawell
Plant McIntosh Client: Southern Company Data: McIntosh LF4 CCR

Within Limit

Prediction Limit
Intrawell Non-parametric

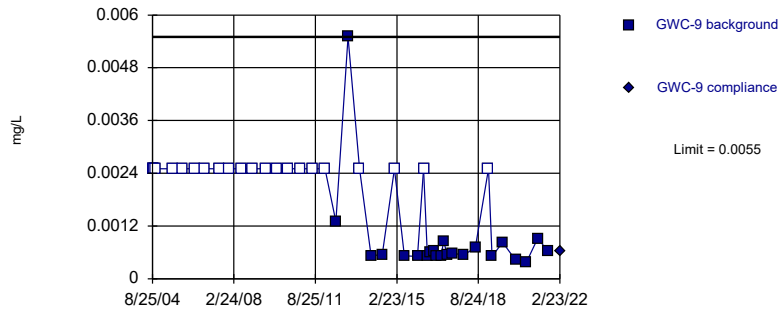


Non-parametric test used in lieu of parametric prediction limit because the Shapiro Wilk normality test showed the data to be non-normal at the 0.01 alpha level. Limit is highest of 46 background values. 43.48% NDs. Well-constituent pair annual alpha = 0.001829. Individual comparison alpha = 0.0009151 (1 of 2).

Constituent: Cobalt Analysis Run 8/2/2022 5:04 PM View: Appendix I - Intrawell
Plant McIntosh Client: Southern Company Data: McIntosh LF4 CCR

Within Limit

Prediction Limit
Intrawell Non-parametric

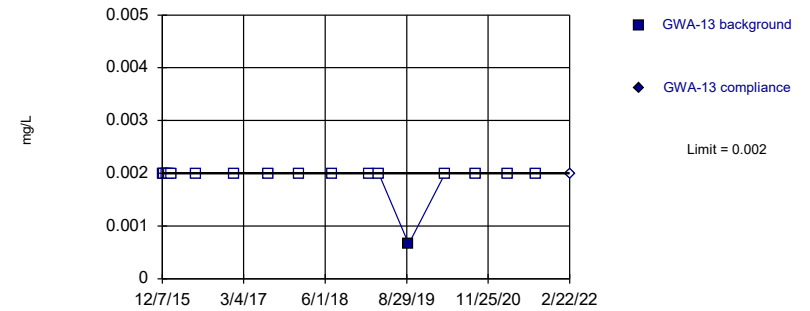


Non-parametric test used in lieu of parametric prediction limit because the Shapiro Wilk normality test showed the data to be non-normal at the 0.01 alpha level. Limit is highest of 44 background values. 50% NDs. Well-constituent pair annual alpha = 0.001992. Individual comparison alpha = 0.0009963 (1 of 2).

Constituent: Cobalt Analysis Run 8/2/2022 5:04 PM View: Appendix I - Intrawell
Plant McIntosh Client: Southern Company Data: McIntosh LF4 CCR

Within Limit

Prediction Limit
Intrawell Non-parametric

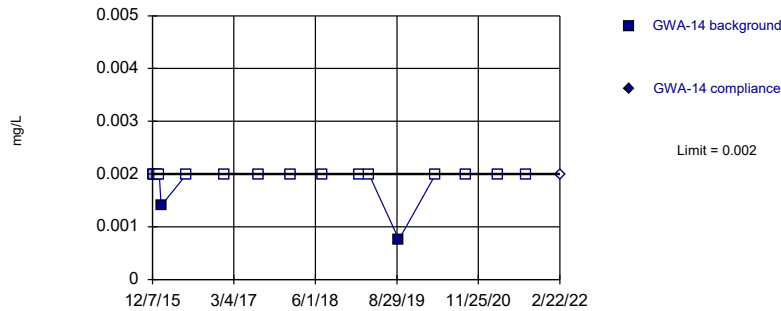


Non-parametric test used in lieu of parametric prediction limit because censored data exceeded 50%. Limit is highest of 17 background values. 94.12% NDs. Well-constituent pair annual alpha = 0.01179. Individual comparison alpha = 0.005914 (1 of 2).

Constituent: Copper Analysis Run 8/2/2022 5:04 PM View: Appendix I - Intrawell
Plant McIntosh Client: Southern Company Data: McIntosh LF4 CCR

Within Limit

Prediction Limit
Intrawell Non-parametric

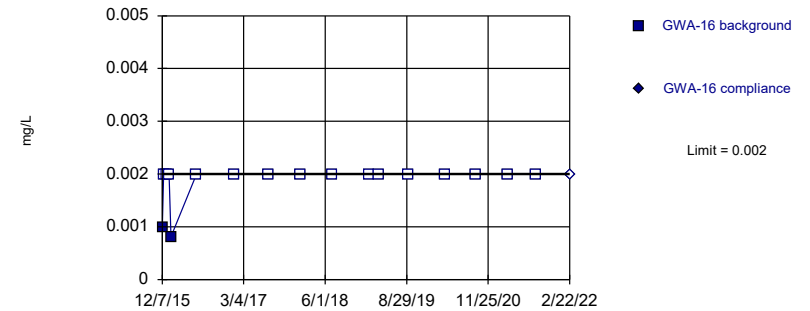


Non-parametric test used in lieu of parametric prediction limit because censored data exceeded 50%. Limit is highest of 17 background values. 88.24% NDs. Well-constituent pair annual alpha = 0.01179. Individual comparison alpha = 0.005914 (1 of 2).

Constituent: Copper Analysis Run 8/2/2022 5:04 PM View: Appendix I - Intrawell
Plant McIntosh Client: Southern Company Data: McIntosh LF4 CCR

Within Limit

Prediction Limit
Intrawell Non-parametric

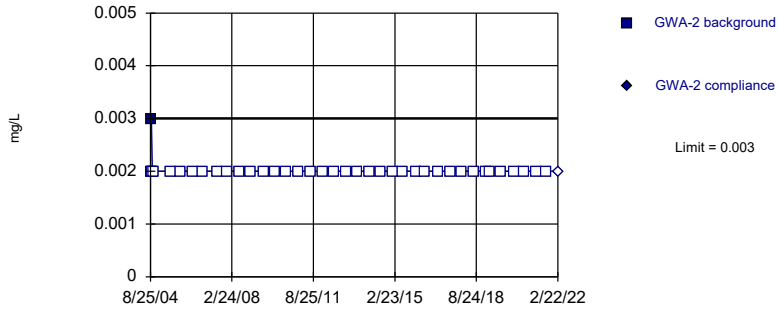


Non-parametric test used in lieu of parametric prediction limit because censored data exceeded 50%. Limit is highest of 17 background values. 88.24% NDs. Well-constituent pair annual alpha = 0.01179. Individual comparison alpha = 0.005914 (1 of 2).

Constituent: Copper Analysis Run 8/2/2022 5:04 PM View: Appendix I - Intrawell
Plant McIntosh Client: Southern Company Data: McIntosh LF4 CCR

Within Limit

Prediction Limit
Intrawell Non-parametric

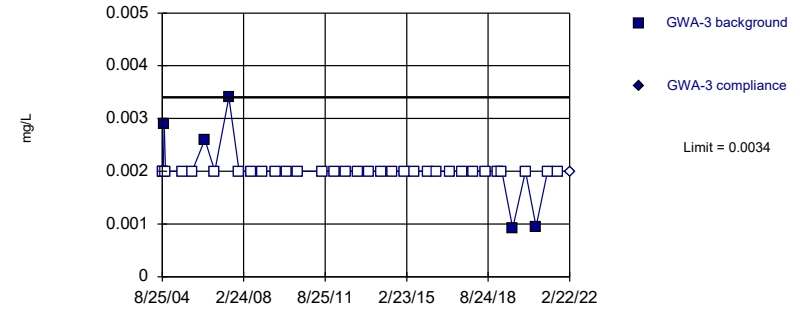


Non-parametric test used in lieu of parametric prediction limit because censored data exceeded 50%. Limit is highest of 38 background values. 97.37% NDs. Well-constituent pair annual alpha = 0.002586. Individual comparison alpha = 0.001294 (1 of 2).

Constituent: Copper Analysis Run 8/2/2022 5:04 PM View: Appendix I - Intrawell
Plant McIntosh Client: Southern Company Data: McIntosh LF4 CCR

Within Limit

Prediction Limit
Intrawell Non-parametric

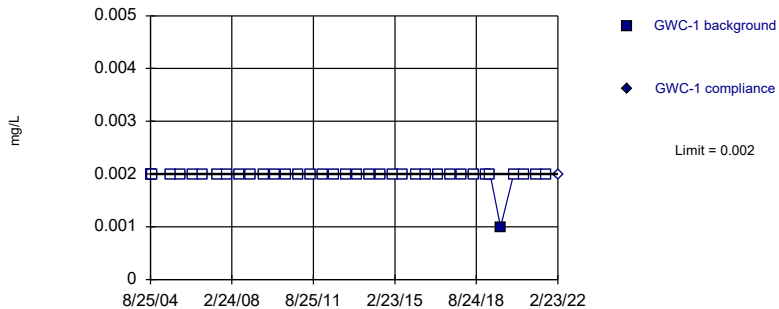


Non-parametric test used in lieu of parametric prediction limit because censored data exceeded 50%. Limit is highest of 37 background values. 86.49% NDs. Well-constituent pair annual alpha = 0.002721. Individual comparison alpha = 0.001361 (1 of 2).

Constituent: Copper Analysis Run 8/2/2022 5:04 PM View: Appendix I - Intrawell
Plant McIntosh Client: Southern Company Data: McIntosh LF4 CCR

Within Limit

Prediction Limit
Intrawell Non-parametric

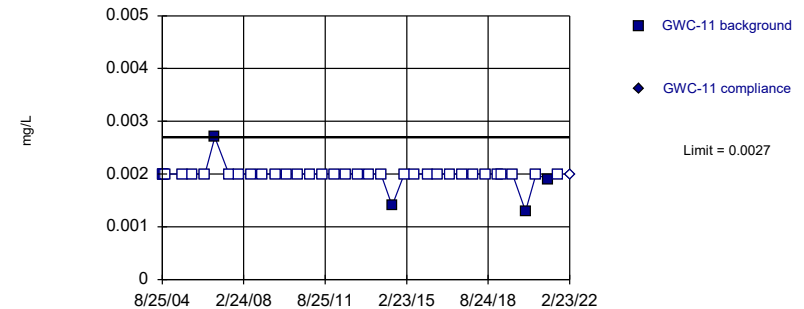


Non-parametric test used in lieu of parametric prediction limit because censored data exceeded 50%. Limit is highest of 37 background values. 97.3% NDs. Well-constituent pair annual alpha = 0.002721. Individual comparison alpha = 0.001361 (1 of 2).

Constituent: Copper Analysis Run 8/2/2022 5:04 PM View: Appendix I - Intrawell
Plant McIntosh Client: Southern Company Data: McIntosh LF4 CCR

Within Limit

Prediction Limit
Intrawell Non-parametric

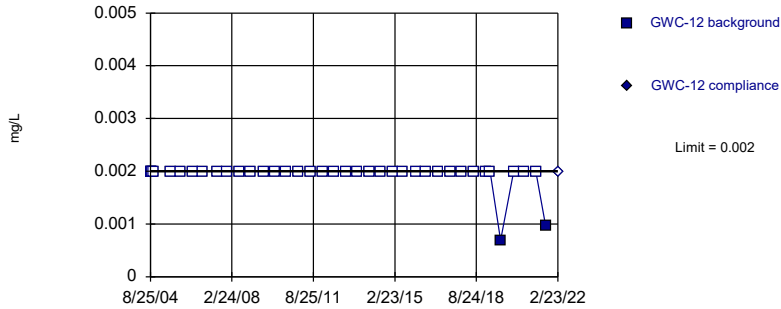


Non-parametric test used in lieu of parametric prediction limit because censored data exceeded 50%. Limit is highest of 38 background values. 89.47% NDs. Well-constituent pair annual alpha = 0.002586. Individual comparison alpha = 0.001294 (1 of 2).

Constituent: Copper Analysis Run 8/2/2022 5:04 PM View: Appendix I - Intrawell
Plant McIntosh Client: Southern Company Data: McIntosh LF4 CCR

Within Limit

Prediction Limit
Intrawell Non-parametric

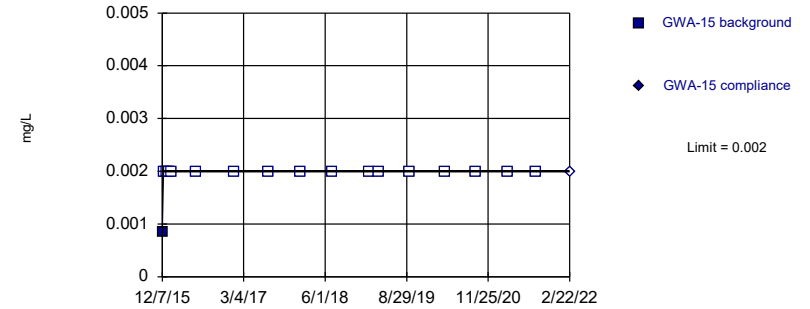


Non-parametric test used in lieu of parametric prediction limit because censored data exceeded 50%. Limit is highest of 38 background values. 94.74% NDs. Well-constituent pair annual alpha = 0.002586. Individual comparison alpha = 0.001294 (1 of 2).

Constituent: Copper Analysis Run 8/2/2022 5:04 PM View: Appendix I - Intrawell
Plant McIntosh Client: Southern Company Data: McIntosh LF4 CCR

Within Limit

Prediction Limit
Intrawell Non-parametric

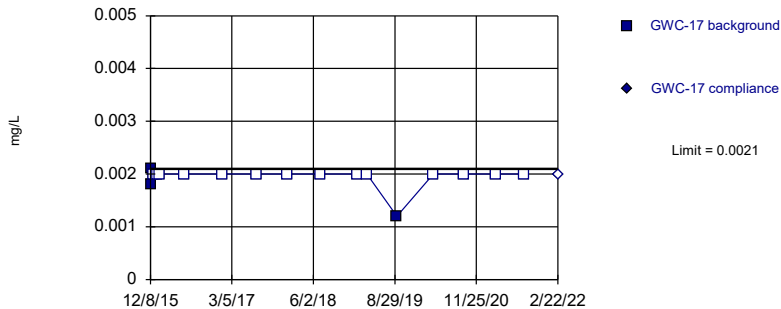


Non-parametric test used in lieu of parametric prediction limit because censored data exceeded 50%. Limit is highest of 17 background values. 94.12% NDs. Well-constituent pair annual alpha = 0.01179. Individual comparison alpha = 0.005914 (1 of 2).

Constituent: Copper Analysis Run 8/2/2022 5:04 PM View: Appendix I - Intrawell
Plant McIntosh Client: Southern Company Data: McIntosh LF4 CCR

Within Limit

Prediction Limit
Intrawell Non-parametric

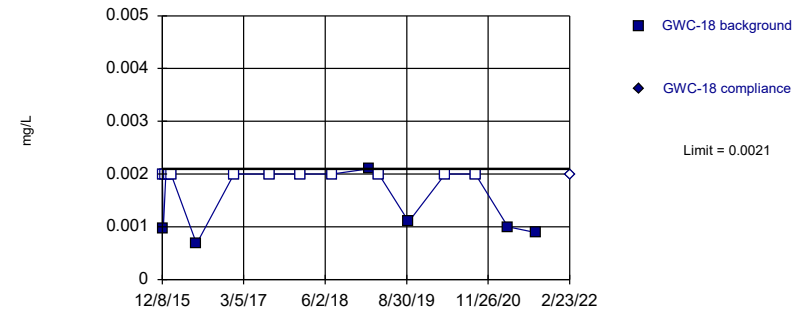


Non-parametric test used in lieu of parametric prediction limit because censored data exceeded 50%. Limit is highest of 17 background values. 82.35% NDs. Well-constituent pair annual alpha = 0.01179. Individual comparison alpha = 0.005914 (1 of 2).

Constituent: Copper Analysis Run 8/2/2022 5:04 PM View: Appendix I - Intrawell
Plant McIntosh Client: Southern Company Data: McIntosh LF4 CCR

Within Limit

Prediction Limit
Intrawell Non-parametric

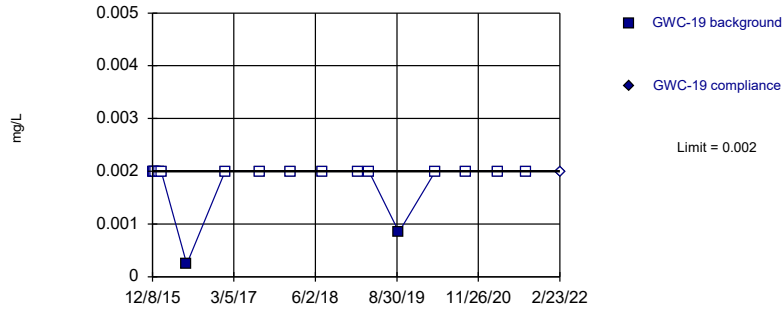


Non-parametric test used in lieu of parametric prediction limit because censored data exceeded 50%. Limit is highest of 17 background values. 64.71% NDs. Well-constituent pair annual alpha = 0.01179. Individual comparison alpha = 0.005914 (1 of 2).

Constituent: Copper Analysis Run 8/2/2022 5:04 PM View: Appendix I - Intrawell
Plant McIntosh Client: Southern Company Data: McIntosh LF4 CCR

Within Limit

Prediction Limit
Intrawell Non-parametric

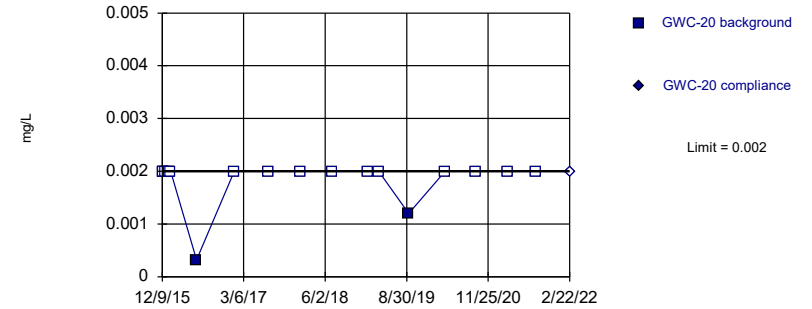


Non-parametric test used in lieu of parametric prediction limit because censored data exceeded 50%. Limit is highest of 17 background values. 88.24% NDs. Well-constituent pair annual alpha = 0.01179. Individual comparison alpha = 0.005914 (1 of 2).

Constituent: Copper Analysis Run 8/2/2022 5:04 PM View: Appendix I - Intrawell
Plant McIntosh Client: Southern Company Data: McIntosh LF4 CCR

Within Limit

Prediction Limit
Intrawell Non-parametric

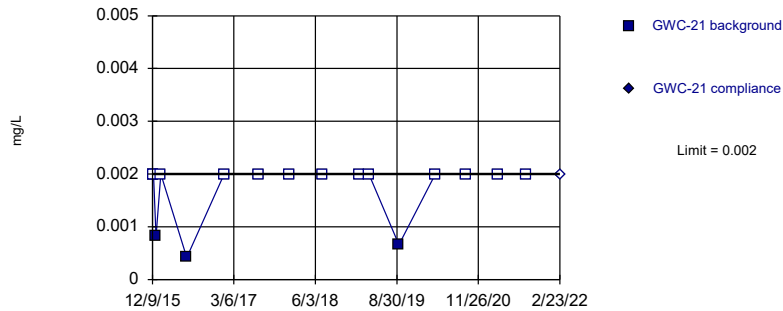


Non-parametric test used in lieu of parametric prediction limit because censored data exceeded 50%. Limit is highest of 17 background values. 88.24% NDs. Well-constituent pair annual alpha = 0.01179. Individual comparison alpha = 0.005914 (1 of 2).

Constituent: Copper Analysis Run 8/2/2022 5:04 PM View: Appendix I - Intrawell
Plant McIntosh Client: Southern Company Data: McIntosh LF4 CCR

Within Limit

Prediction Limit
Intrawell Non-parametric

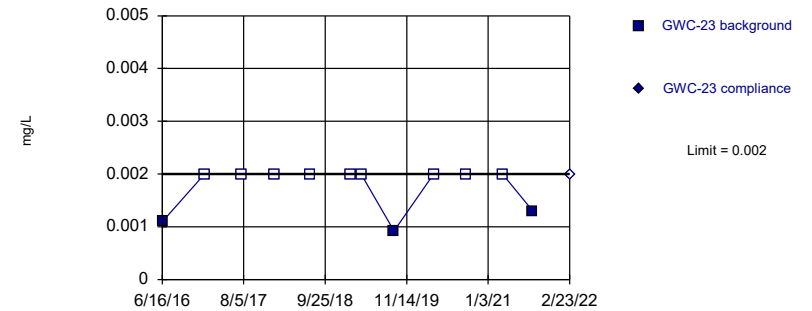


Non-parametric test used in lieu of parametric prediction limit because censored data exceeded 50%. Limit is highest of 16 background values. 81.25% NDs. Well-constituent pair annual alpha = 0.01287. Individual comparison alpha = 0.006456 (1 of 2).

Constituent: Copper Analysis Run 8/2/2022 5:04 PM View: Appendix I - Intrawell
Plant McIntosh Client: Southern Company Data: McIntosh LF4 CCR

Within Limit

Prediction Limit
Intrawell Non-parametric

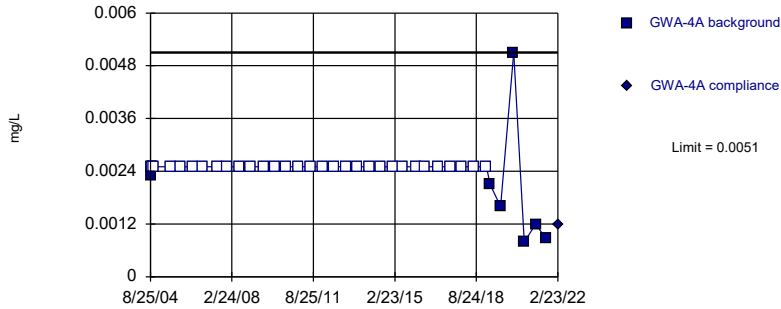


Non-parametric test used in lieu of parametric prediction limit because censored data exceeded 50%. Limit is highest of 12 background values. 75% NDs. Well-constituent pair annual alpha = 0.02143. Individual comparison alpha = 0.01077 (1 of 2).

Constituent: Copper Analysis Run 8/2/2022 5:04 PM View: Appendix I - Intrawell
Plant McIntosh Client: Southern Company Data: McIntosh LF4 CCR

Within Limit

Prediction Limit
Intrawell Non-parametric

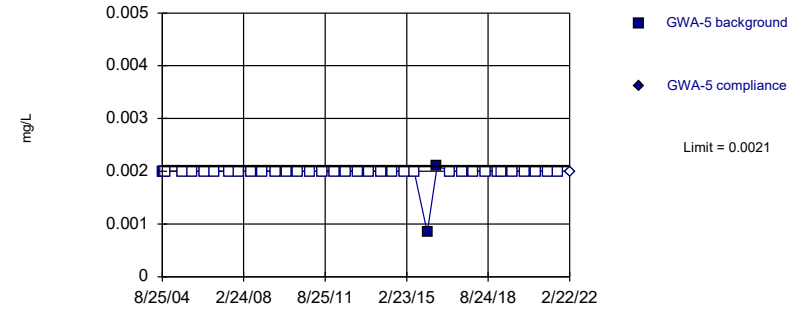


Non-parametric test used in lieu of parametric prediction limit because censored data exceeded 50%. Limit is highest of 38 background values. 81.58% NDs. Well-constituent pair annual alpha = 0.002586. Individual comparison alpha = 0.001294 (1 of 2).

Constituent: Copper Analysis Run 8/2/2022 5:04 PM View: Appendix I - Intrawell
Plant McIntosh Client: Southern Company Data: McIntosh LF4 CCR

Within Limit

Prediction Limit
Intrawell Non-parametric

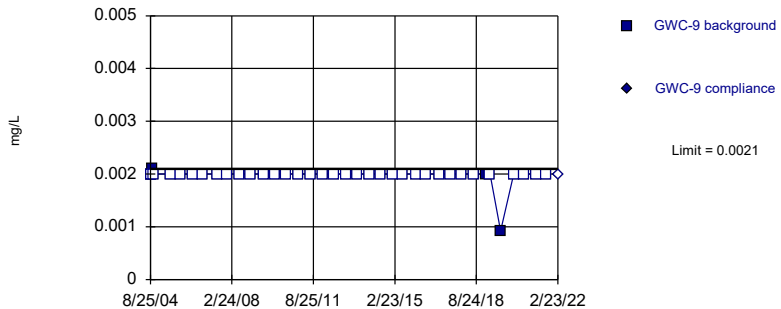


Non-parametric test used in lieu of parametric prediction limit because censored data exceeded 50%. Limit is highest of 38 background values. 94.74% NDs. Well-constituent pair annual alpha = 0.002586. Individual comparison alpha = 0.001294 (1 of 2).

Constituent: Copper Analysis Run 8/2/2022 5:04 PM View: Appendix I - Intrawell
Plant McIntosh Client: Southern Company Data: McIntosh LF4 CCR

Within Limit

Prediction Limit
Intrawell Non-parametric

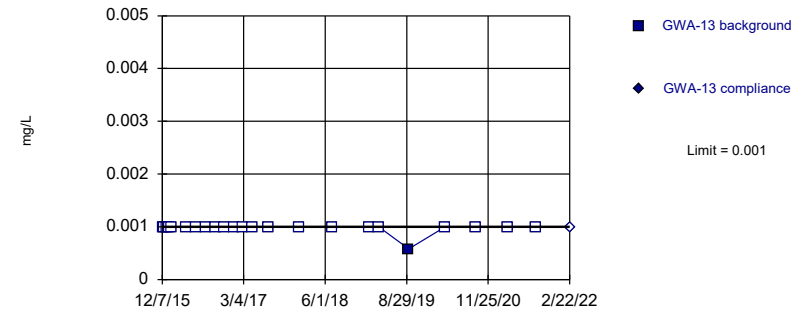


Non-parametric test used in lieu of parametric prediction limit because censored data exceeded 50%. Limit is highest of 38 background values. 92.11% NDs. Well-constituent pair annual alpha = 0.002586. Individual comparison alpha = 0.001294 (1 of 2).

Constituent: Copper Analysis Run 8/2/2022 5:04 PM View: Appendix I - Intrawell
Plant McIntosh Client: Southern Company Data: McIntosh LF4 CCR

Within Limit

Prediction Limit
Intrawell Non-parametric

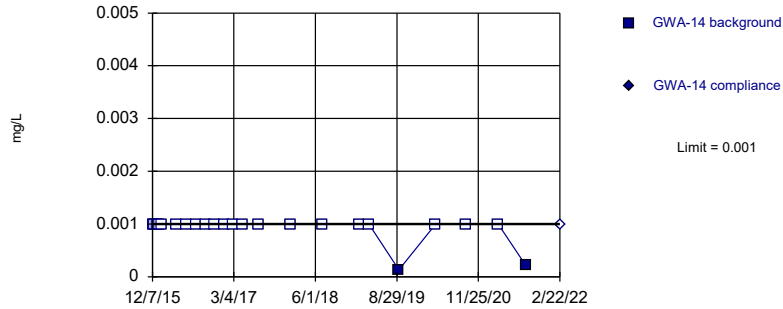


Non-parametric test used in lieu of parametric prediction limit because censored data exceeded 50%. Limit is highest of 23 background values. 95.65% NDs. Well-constituent pair annual alpha = 0.006819. Individual comparison alpha = 0.003415 (1 of 2).

Constituent: Lead Analysis Run 8/2/2022 5:04 PM View: Appendix I - Intrawell
Plant McIntosh Client: Southern Company Data: McIntosh LF4 CCR

Within Limit

Prediction Limit
Intrawell Non-parametric

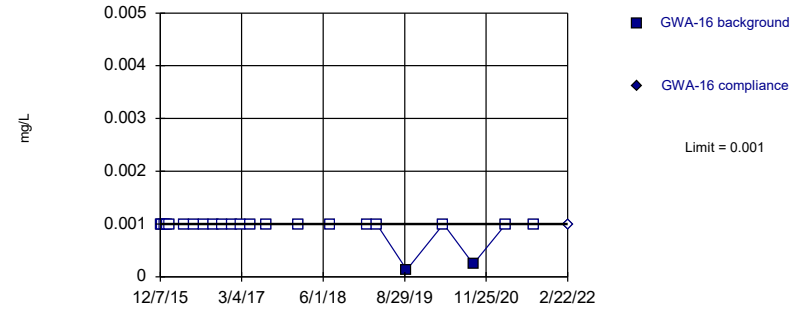


Non-parametric test used in lieu of parametric prediction limit because censored data exceeded 50%. Limit is highest of 23 background values. 91.3% NDs. Well-constituent pair annual alpha = 0.006819. Individual comparison alpha = 0.003415 (1 of 2).

Constituent: Lead Analysis Run 8/2/2022 5:04 PM View: Appendix I - Intrawell
Plant McIntosh Client: Southern Company Data: McIntosh LF4 CCR

Within Limit

Prediction Limit
Intrawell Non-parametric

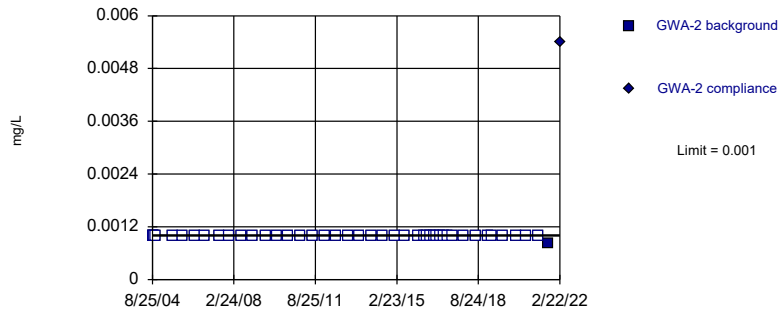


Non-parametric test used in lieu of parametric prediction limit because censored data exceeded 50%. Limit is highest of 23 background values. 91.3% NDs. Well-constituent pair annual alpha = 0.006819. Individual comparison alpha = 0.003415 (1 of 2).

Constituent: Lead Analysis Run 8/2/2022 5:04 PM View: Appendix I - Intrawell
Plant McIntosh Client: Southern Company Data: McIntosh LF4 CCR

Exceeds Limit

Prediction Limit
Intrawell Non-parametric

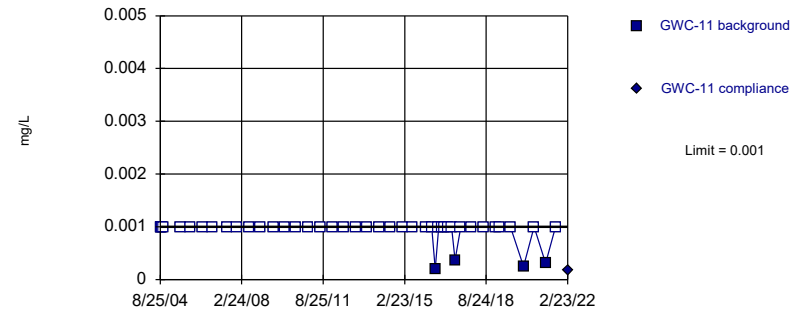


Non-parametric test used in lieu of parametric prediction limit because censored data exceeded 50%. Limit is highest of 44 background values. 97.73% NDs. Well-constituent pair annual alpha = 0.001992. Individual comparison alpha = 0.0009963 (1 of 2).

Constituent: Lead Analysis Run 8/2/2022 5:04 PM View: Appendix I - Intrawell
Plant McIntosh Client: Southern Company Data: McIntosh LF4 CCR

Within Limit

Prediction Limit
Intrawell Non-parametric

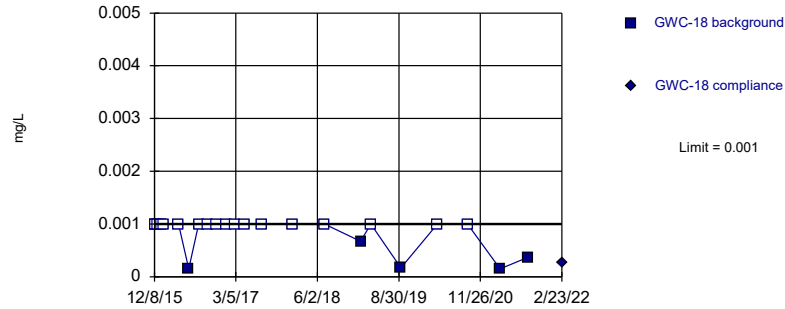


Non-parametric test used in lieu of parametric prediction limit because censored data exceeded 50%. Limit is highest of 44 background values. 90.91% NDs. Well-constituent pair annual alpha = 0.001992. Individual comparison alpha = 0.0009963 (1 of 2).

Constituent: Lead Analysis Run 8/2/2022 5:04 PM View: Appendix I - Intrawell
Plant McIntosh Client: Southern Company Data: McIntosh LF4 CCR

Within Limit

Prediction Limit
 Intrawell Non-parametric

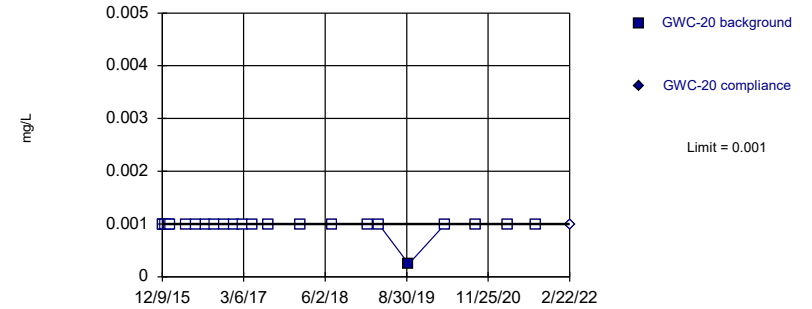


Non-parametric test used in lieu of parametric prediction limit because censored data exceeded 50%. Limit is highest of 23 background values. 78.26% NDs. Well-constituent pair annual alpha = 0.006819. Individual comparison alpha = 0.003415 (1 of 2).

Constituent: Lead Analysis Run 8/2/2022 5:04 PM View: Appendix I - Intrawell
 Plant McIntosh Client: Southern Company Data: McIntosh LF4 CCR

Within Limit

Prediction Limit
 Intrawell Non-parametric

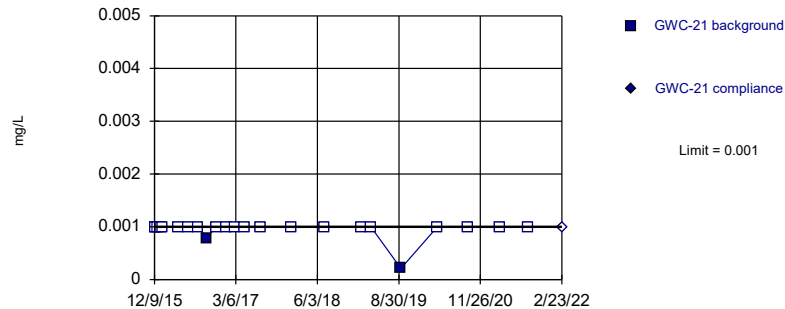


Non-parametric test used in lieu of parametric prediction limit because censored data exceeded 50%. Limit is highest of 23 background values. 95.65% NDs. Well-constituent pair annual alpha = 0.006819. Individual comparison alpha = 0.003415 (1 of 2).

Constituent: Lead Analysis Run 8/2/2022 5:04 PM View: Appendix I - Intrawell
 Plant McIntosh Client: Southern Company Data: McIntosh LF4 CCR

Within Limit

Prediction Limit
 Intrawell Non-parametric

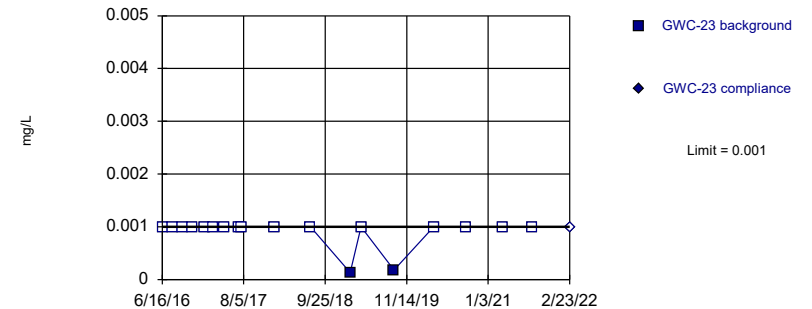


Non-parametric test used in lieu of parametric prediction limit because censored data exceeded 50%. Limit is highest of 23 background values. 91.3% NDs. Well-constituent pair annual alpha = 0.006819. Individual comparison alpha = 0.003415 (1 of 2).

Constituent: Lead Analysis Run 8/2/2022 5:04 PM View: Appendix I - Intrawell
 Plant McIntosh Client: Southern Company Data: McIntosh LF4 CCR

Within Limit

Prediction Limit
 Intrawell Non-parametric

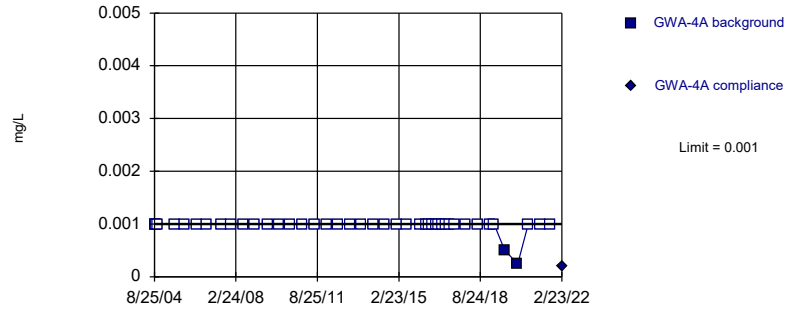


Non-parametric test used in lieu of parametric prediction limit because censored data exceeded 50%. Limit is highest of 18 background values. 88.89% NDs. Well-constituent pair annual alpha = 0.01072. Individual comparison alpha = 0.005373 (1 of 2).

Constituent: Lead Analysis Run 8/2/2022 5:04 PM View: Appendix I - Intrawell
 Plant McIntosh Client: Southern Company Data: McIntosh LF4 CCR

Within Limit

Prediction Limit Intrawell Non-parametric

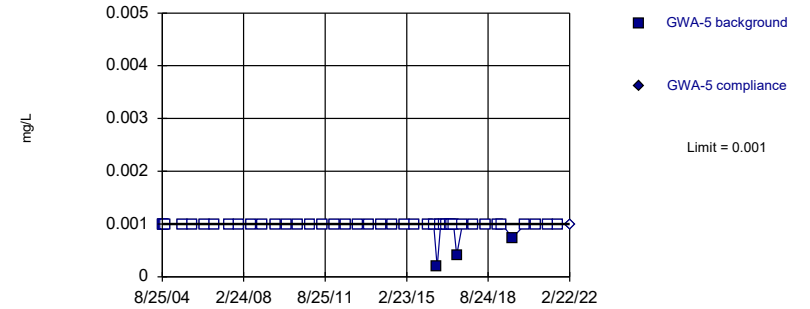


Non-parametric test used in lieu of parametric prediction limit because censored data exceeded 50%. Limit is highest of 44 background values. 95.45% NDs. Well-constituent pair annual alpha = 0.001992. Individual comparison alpha = 0.0009963 (1 of 2).

Constituent: Lead Analysis Run 8/2/2022 5:04 PM View: Appendix I - Intrawell
Plant McIntosh Client: Southern Company Data: McIntosh LF4 CCR

Within Limit

Prediction Limit Intrawell Non-parametric

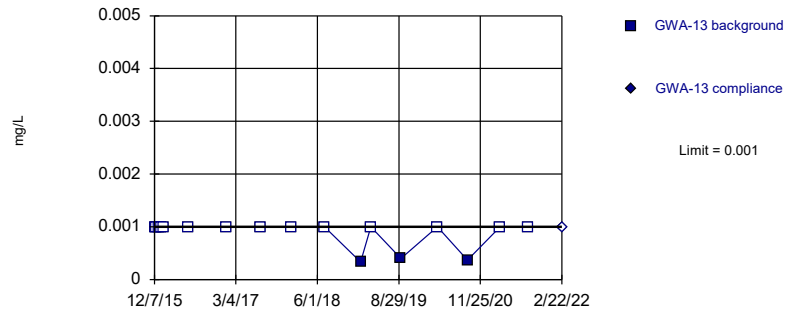


Non-parametric test used in lieu of parametric prediction limit because censored data exceeded 50%. Limit is highest of 46 background values. 91.3% NDs. Well-constituent pair annual alpha = 0.001829. Individual comparison alpha = 0.0009151 (1 of 2).

Constituent: Lead Analysis Run 8/2/2022 5:04 PM View: Appendix I - Intrawell
Plant McIntosh Client: Southern Company Data: McIntosh LF4 CCR

Within Limit

Prediction Limit Intrawell Non-parametric

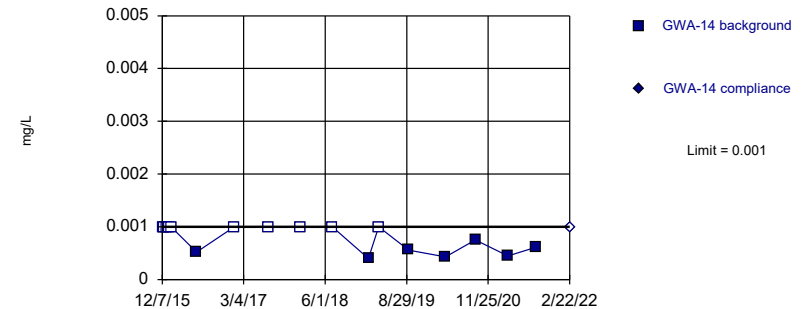


Non-parametric test used in lieu of parametric prediction limit because censored data exceeded 50%. Limit is highest of 17 background values. 82.35% NDs. Well-constituent pair annual alpha = 0.011179. Individual comparison alpha = 0.005914 (1 of 2).

Constituent: Nickel Analysis Run 8/2/2022 5:04 PM View: Appendix I - Intrawell
Plant McIntosh Client: Southern Company Data: McIntosh LF4 CCR

Within Limit

Prediction Limit Intrawell Non-parametric

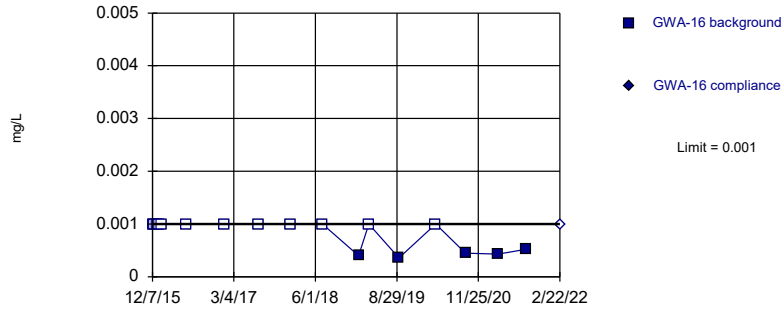


Non-parametric test used in lieu of parametric prediction limit because censored data exceeded 50%. Limit is highest of 17 background values. 58.82% NDs. Well-constituent pair annual alpha = 0.011179. Individual comparison alpha = 0.005914 (1 of 2).

Constituent: Nickel Analysis Run 8/2/2022 5:04 PM View: Appendix I - Intrawell
Plant McIntosh Client: Southern Company Data: McIntosh LF4 CCR

Within Limit

Prediction Limit
Intrawell Non-parametric

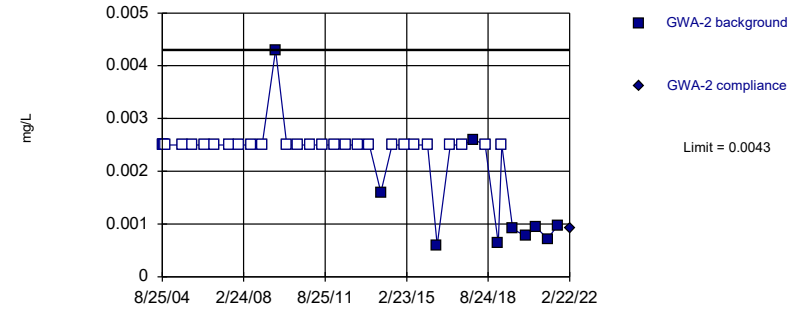


Non-parametric test used in lieu of parametric prediction limit because censored data exceeded 50%. Limit is highest of 17 background values. 70.59% NDs. Well-constituent pair annual alpha = 0.01179. Individual comparison alpha = 0.005914 (1 of 2).

Constituent: Nickel Analysis Run 8/2/2022 5:04 PM View: Appendix I - Intrawell
Plant McIntosh Client: Southern Company Data: McIntosh LF4 CCR

Within Limit

Prediction Limit
Intrawell Non-parametric

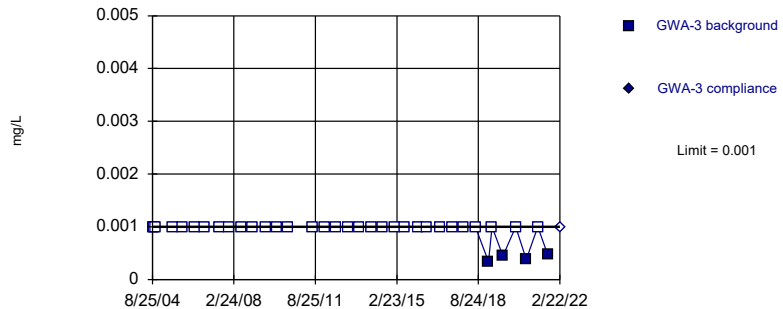


Non-parametric test used in lieu of parametric prediction limit because censored data exceeded 50%. Limit is highest of 38 background values. 73.68% NDs. Well-constituent pair annual alpha = 0.002586. Individual comparison alpha = 0.001294 (1 of 2).

Constituent: Nickel Analysis Run 8/2/2022 5:05 PM View: Appendix I - Intrawell
Plant McIntosh Client: Southern Company Data: McIntosh LF4 CCR

Within Limit

Prediction Limit
Intrawell Non-parametric

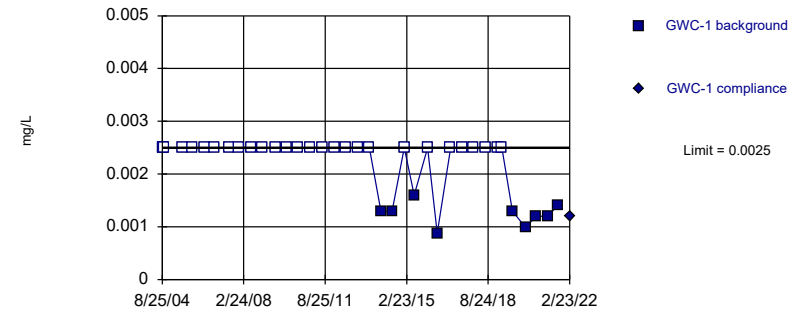


Non-parametric test used in lieu of parametric prediction limit because censored data exceeded 50%. Limit is highest of 36 background values. 88.89% NDs. Well-constituent pair annual alpha = 0.002856. Individual comparison alpha = 0.001429 (1 of 2).

Constituent: Nickel Analysis Run 8/2/2022 5:05 PM View: Appendix I - Intrawell
Plant McIntosh Client: Southern Company Data: McIntosh LF4 CCR

Within Limit

Prediction Limit
Intrawell Non-parametric

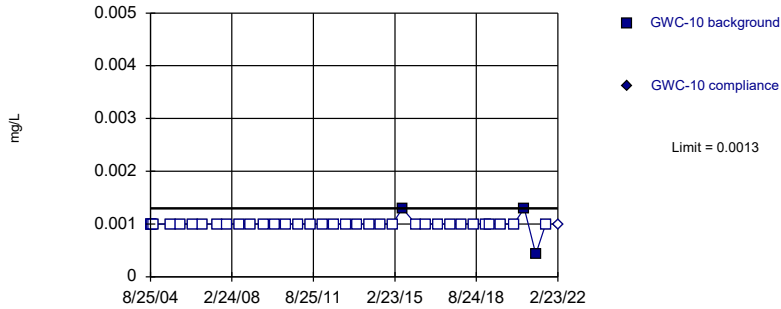


Non-parametric test used in lieu of parametric prediction limit because censored data exceeded 50%. Limit is highest of 37 background values. 75.68% NDs. Well-constituent pair annual alpha = 0.002721. Individual comparison alpha = 0.001361 (1 of 2).

Constituent: Nickel Analysis Run 8/2/2022 5:05 PM View: Appendix I - Intrawell
Plant McIntosh Client: Southern Company Data: McIntosh LF4 CCR

Within Limit

Prediction Limit
Intrawell Non-parametric

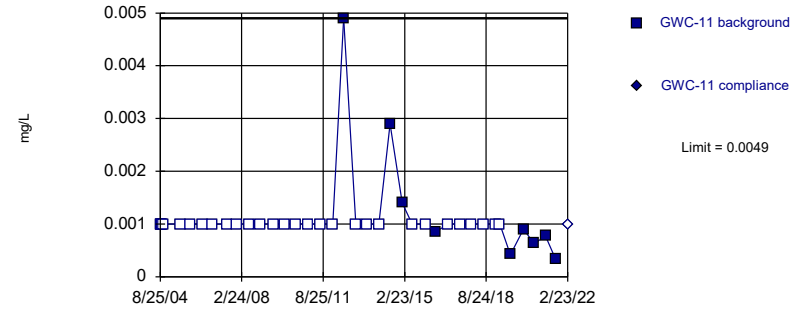


Non-parametric test used in lieu of parametric prediction limit because censored data exceeded 50%. Limit is highest of 38 background values. 92.11% NDs. Well-constituent pair annual alpha = 0.002586. Individual comparison alpha = 0.001294 (1 of 2).

Constituent: Nickel Analysis Run 8/2/2022 5:05 PM View: Appendix I - Intrawell
Plant McIntosh Client: Southern Company Data: McIntosh LF4 CCR

Within Limit

Prediction Limit
Intrawell Non-parametric

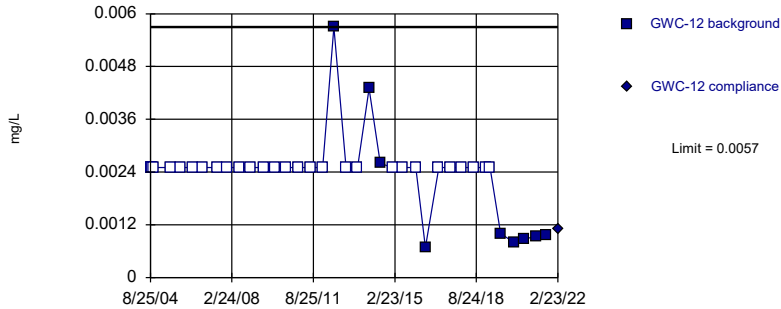


Non-parametric test used in lieu of parametric prediction limit because censored data exceeded 50%. Limit is highest of 38 background values. 76.32% NDs. Well-constituent pair annual alpha = 0.002586. Individual comparison alpha = 0.001294 (1 of 2).

Constituent: Nickel Analysis Run 8/2/2022 5:05 PM View: Appendix I - Intrawell
Plant McIntosh Client: Southern Company Data: McIntosh LF4 CCR

Within Limit

Prediction Limit
Intrawell Non-parametric

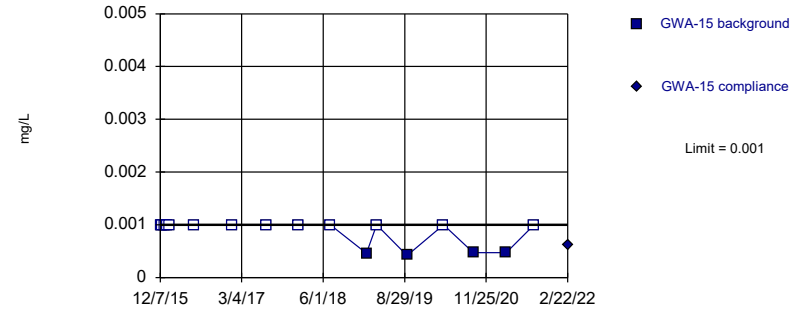


Non-parametric test used in lieu of parametric prediction limit because censored data exceeded 50%. Limit is highest of 38 background values. 76.32% NDs. Well-constituent pair annual alpha = 0.002586. Individual comparison alpha = 0.001294 (1 of 2).

Constituent: Nickel Analysis Run 8/2/2022 5:05 PM View: Appendix I - Intrawell
Plant McIntosh Client: Southern Company Data: McIntosh LF4 CCR

Within Limit

Prediction Limit
Intrawell Non-parametric

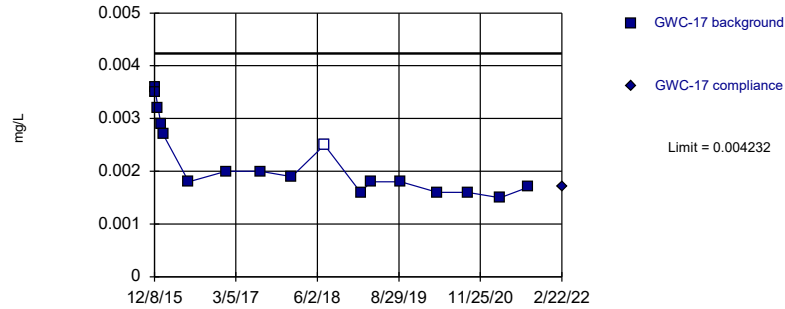


Non-parametric test used in lieu of parametric prediction limit because censored data exceeded 50%. Limit is highest of 17 background values. 76.47% NDs. Well-constituent pair annual alpha = 0.01179. Individual comparison alpha = 0.005914 (1 of 2).

Constituent: Nickel Analysis Run 8/2/2022 5:05 PM View: Appendix I - Intrawell
Plant McIntosh Client: Southern Company Data: McIntosh LF4 CCR

Within Limit

Prediction Limit
Intrawell Parametric

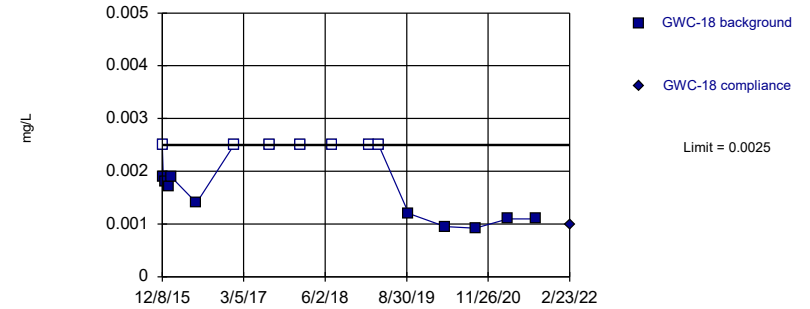


Background Data Summary (based on square root transformation): Mean=0.04658, Std. Dev.=0.007156, n=17, 5.882% NDs. Normality test: Shapiro Wilk @alpha = 0.01, calculated = 0.8586, critical = 0.851. Kappa = 2.582 (c=15, w=9, 1 of 2, event alpha = 0.05132). Report alpha = 0.0003901.

Constituent: Nickel Analysis Run 8/2/2022 5:05 PM View: Appendix I - Intrawell
Plant McIntosh Client: Southern Company Data: McIntosh LF4 CCR

Within Limit

Prediction Limit
Intrawell Non-parametric

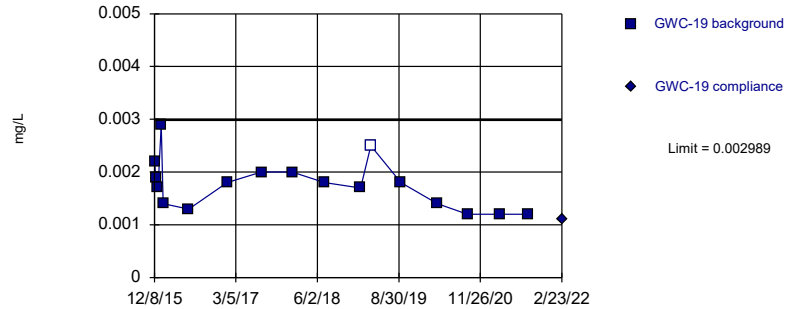


Non-parametric test used in lieu of parametric prediction limit because the Shapiro Wilk normality test showed the data to be non-normal at the 0.01 alpha level. Limit is highest of 17 background values. 41.18% NDs. Well-constituent pair annual alpha = 0.01179. Individual comparison alpha = 0.005914 (1 of 2).

Constituent: Nickel Analysis Run 8/2/2022 5:05 PM View: Appendix I - Intrawell
Plant McIntosh Client: Southern Company Data: McIntosh LF4 CCR

Within Limit

Prediction Limit
Intrawell Parametric

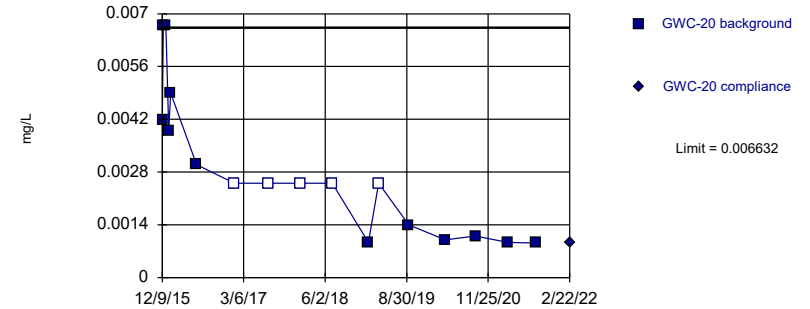


Background Data Summary: Mean=0.001765, Std. Dev.=0.0004743, n=17, 5.882% NDs. Normality test: Shapiro Wilk @alpha = 0.01, calculated = 0.9214, critical = 0.851. Kappa = 2.582 (c=15, w=9, 1 of 2, event alpha = 0.05132). Report alpha = 0.0003901.

Constituent: Nickel Analysis Run 8/2/2022 5:05 PM View: Appendix I - Intrawell
Plant McIntosh Client: Southern Company Data: McIntosh LF4 CCR

Within Limit

Prediction Limit
Intrawell Parametric

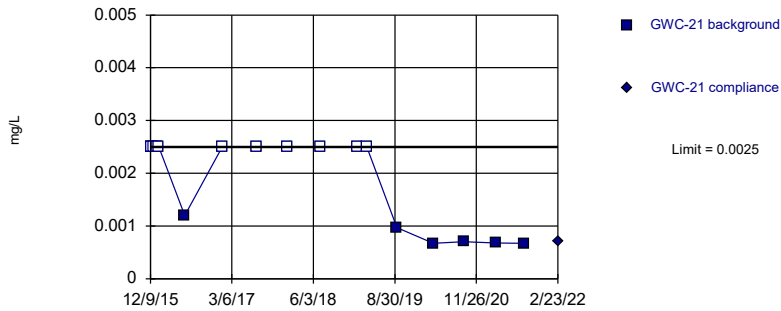


Background Data Summary (after Kaplan-Meier Adjustment): Mean=0.002119, Std. Dev.=0.001748, n=17, 29.41% NDs. Normality test: Shapiro Wilk @alpha = 0.01, calculated = 0.8605, critical = 0.851. Kappa = 2.582 (c=15, w=9, 1 of 2, event alpha = 0.05132). Report alpha = 0.0003901.

Constituent: Nickel Analysis Run 8/2/2022 5:05 PM View: Appendix I - Intrawell
Plant McIntosh Client: Southern Company Data: McIntosh LF4 CCR

Within Limit

Prediction Limit
Intrawell Non-parametric

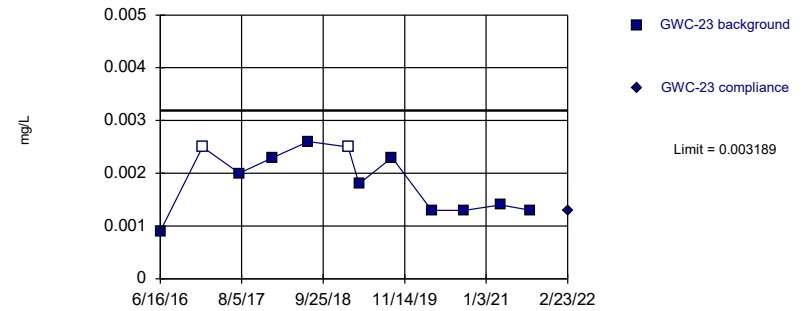


Non-parametric test used in lieu of parametric prediction limit because censored data exceeded 50%. Limit is highest of 17 background values. 64.71% NDs. Well-constituent pair annual alpha = 0.01179. Individual comparison alpha = 0.005914 (1 of 2).

Constituent: Nickel Analysis Run 8/2/2022 5:05 PM View: Appendix I - Intrawell
Plant McIntosh Client: Southern Company Data: McIntosh LF4 CCR

Within Limit

Prediction Limit
Intrawell Parametric

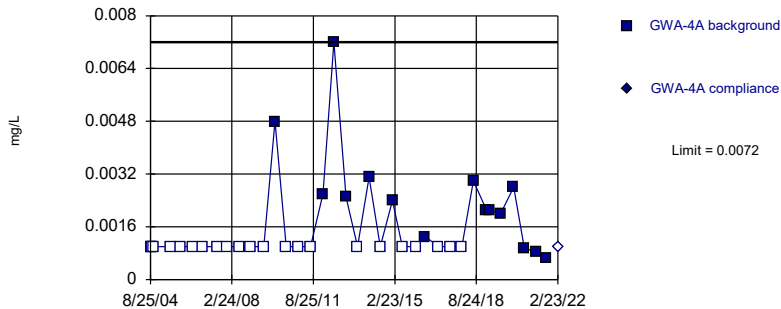


Background Data Summary (after Kaplan-Meier Adjustment): Mean=0.001522, Std. Dev.=0.0005802, n=12, 16.67% NDs. Normality test: Shapiro Wilk @alpha = 0.01, calculated = 0.8977, critical = 0.805. Kappa = 2.874 (c=15, w=9, 1 of 2, event alpha = 0.05132). Report alpha = 0.0003901.

Constituent: Nickel Analysis Run 8/2/2022 5:05 PM View: Appendix I - Intrawell
Plant McIntosh Client: Southern Company Data: McIntosh LF4 CCR

Within Limit

Prediction Limit
Intrawell Non-parametric

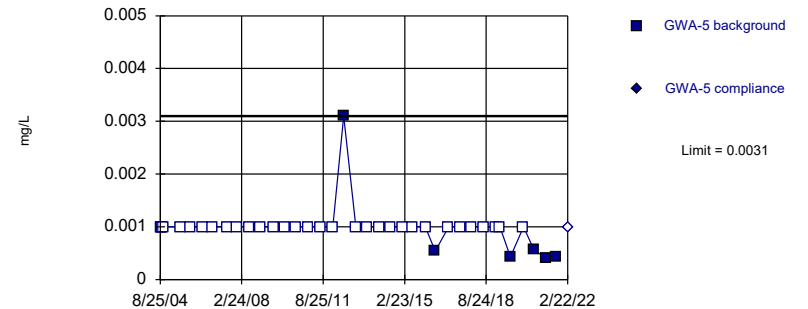


Non-parametric test used in lieu of parametric prediction limit because censored data exceeded 50%. Limit is highest of 38 background values. 60.53% NDs. Well-constituent pair annual alpha = 0.002586. Individual comparison alpha = 0.001294 (1 of 2).

Constituent: Nickel Analysis Run 8/2/2022 5:05 PM View: Appendix I - Intrawell
Plant McIntosh Client: Southern Company Data: McIntosh LF4 CCR

Within Limit

Prediction Limit
Intrawell Non-parametric

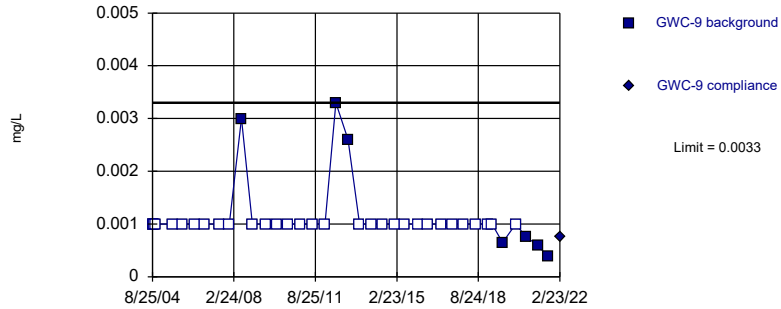


Non-parametric test used in lieu of parametric prediction limit because censored data exceeded 50%. Limit is highest of 38 background values. 84.21% NDs. Well-constituent pair annual alpha = 0.002586. Individual comparison alpha = 0.001294 (1 of 2).

Constituent: Nickel Analysis Run 8/2/2022 5:05 PM View: Appendix I - Intrawell
Plant McIntosh Client: Southern Company Data: McIntosh LF4 CCR

Within Limit

Prediction Limit
Intrawell Non-parametric

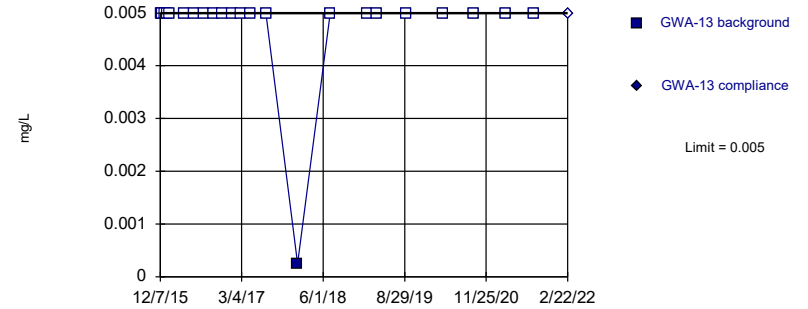


Non-parametric test used in lieu of parametric prediction limit because censored data exceeded 50%. Limit is highest of 38 background values. 81.58% NDs. Well-constituent pair annual alpha = 0.002586. Individual comparison alpha = 0.001294 (1 of 2).

Constituent: Nickel Analysis Run 8/2/2022 5:05 PM View: Appendix I - Intrawell
Plant McIntosh Client: Southern Company Data: McIntosh LF4 CCR

Within Limit

Prediction Limit
Intrawell Non-parametric

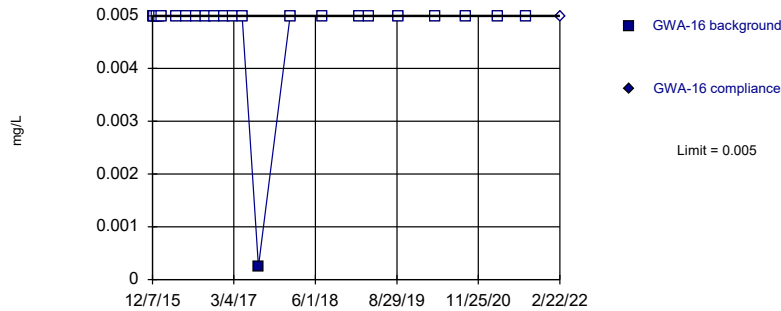


Non-parametric test used in lieu of parametric prediction limit because censored data exceeded 50%. Limit is highest of 23 background values. 95.65% NDs. Well-constituent pair annual alpha = 0.006819. Individual comparison alpha = 0.003415 (1 of 2).

Constituent: Selenium Analysis Run 8/2/2022 5:05 PM View: Appendix I - Intrawell
Plant McIntosh Client: Southern Company Data: McIntosh LF4 CCR

Within Limit

Prediction Limit
Intrawell Non-parametric

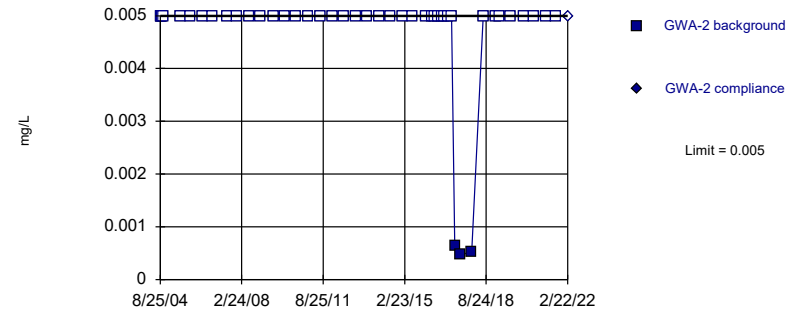


Non-parametric test used in lieu of parametric prediction limit because censored data exceeded 50%. Limit is highest of 23 background values. 95.65% NDs. Well-constituent pair annual alpha = 0.006819. Individual comparison alpha = 0.003415 (1 of 2).

Constituent: Selenium Analysis Run 8/2/2022 5:05 PM View: Appendix I - Intrawell
Plant McIntosh Client: Southern Company Data: McIntosh LF4 CCR

Within Limit

Prediction Limit
Intrawell Non-parametric

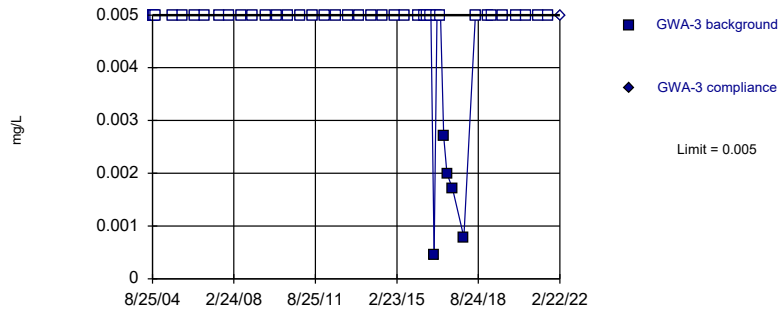


Non-parametric test used in lieu of parametric prediction limit because censored data exceeded 50%. Limit is highest of 44 background values. 93.18% NDs. Well-constituent pair annual alpha = 0.001992. Individual comparison alpha = 0.0009963 (1 of 2).

Constituent: Selenium Analysis Run 8/2/2022 5:05 PM View: Appendix I - Intrawell
Plant McIntosh Client: Southern Company Data: McIntosh LF4 CCR

Within Limit

Prediction Limit Intrawell Non-parametric

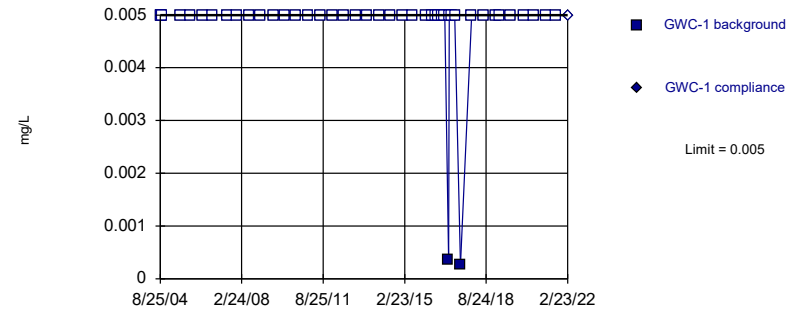


Non-parametric test used in lieu of parametric prediction limit because censored data exceeded 50%. Limit is highest of 44 background values. 88.64% NDs. Well-constituent pair annual alpha = 0.001992. Individual comparison alpha = 0.0009963 (1 of 2).

Constituent: Selenium Analysis Run 8/2/2022 5:05 PM View: Appendix I - Intrawell
Plant McIntosh Client: Southern Company Data: McIntosh LF4 CCR

Within Limit

Prediction Limit Intrawell Non-parametric

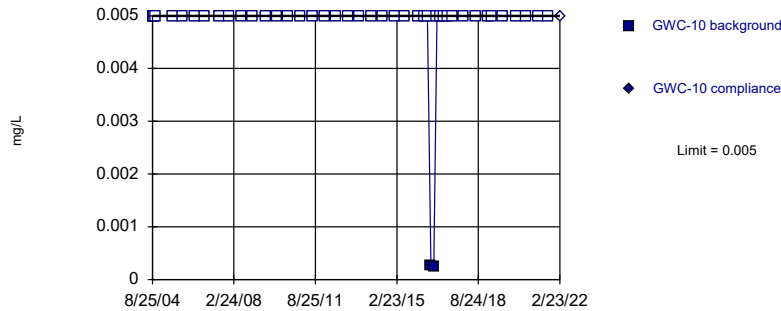


Non-parametric test used in lieu of parametric prediction limit because censored data exceeded 50%. Limit is highest of 44 background values. 95.45% NDs. Well-constituent pair annual alpha = 0.001992. Individual comparison alpha = 0.0009963 (1 of 2).

Constituent: Selenium Analysis Run 8/2/2022 5:05 PM View: Appendix I - Intrawell
Plant McIntosh Client: Southern Company Data: McIntosh LF4 CCR

Within Limit

Prediction Limit Intrawell Non-parametric

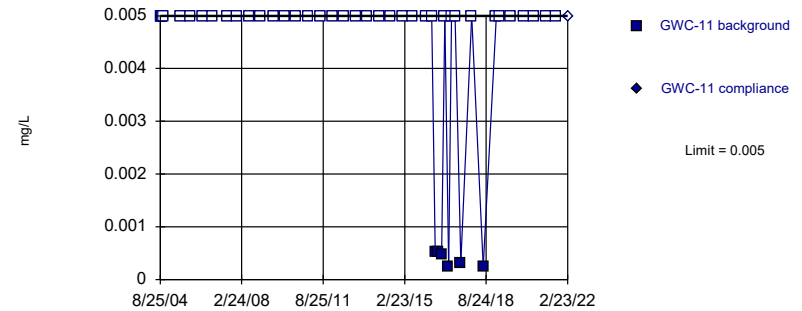


Non-parametric test used in lieu of parametric prediction limit because censored data exceeded 50%. Limit is highest of 44 background values. 95.45% NDs. Well-constituent pair annual alpha = 0.001992. Individual comparison alpha = 0.0009963 (1 of 2).

Constituent: Selenium Analysis Run 8/2/2022 5:05 PM View: Appendix I - Intrawell
Plant McIntosh Client: Southern Company Data: McIntosh LF4 CCR

Within Limit

Prediction Limit Intrawell Non-parametric

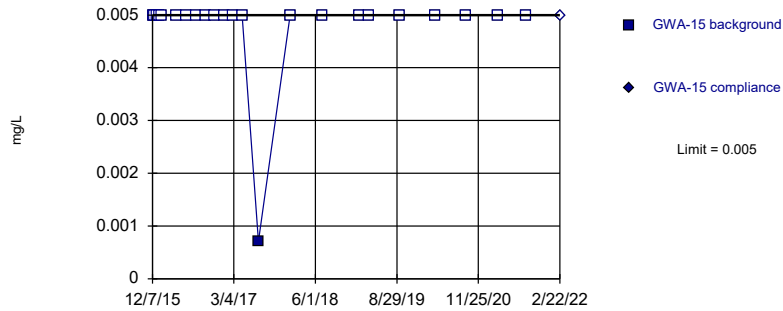


Non-parametric test used in lieu of parametric prediction limit because censored data exceeded 50%. Limit is highest of 44 background values. 86.36% NDs. Well-constituent pair annual alpha = 0.001992. Individual comparison alpha = 0.0009963 (1 of 2).

Constituent: Selenium Analysis Run 8/2/2022 5:05 PM View: Appendix I - Intrawell
Plant McIntosh Client: Southern Company Data: McIntosh LF4 CCR

Within Limit

Prediction Limit
Intrawell Non-parametric

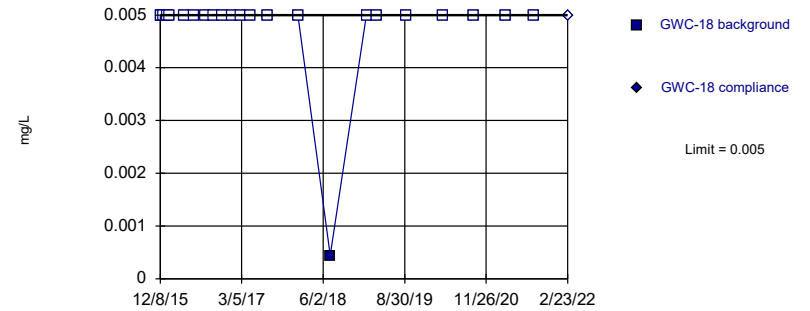


Non-parametric test used in lieu of parametric prediction limit because censored data exceeded 50%. Limit is highest of 23 background values. 95.65% NDs. Well-constituent pair annual alpha = 0.006819. Individual comparison alpha = 0.003415 (1 of 2).

Constituent: Selenium Analysis Run 8/2/2022 5:05 PM View: Appendix I - Intrawell
Plant McIntosh Client: Southern Company Data: McIntosh LF4 CCR

Within Limit

Prediction Limit
Intrawell Non-parametric

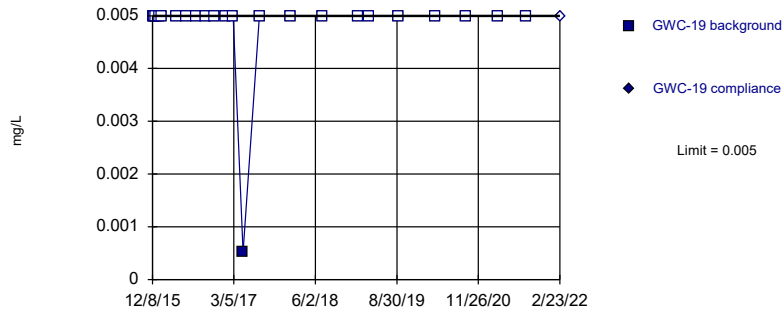


Non-parametric test used in lieu of parametric prediction limit because censored data exceeded 50%. Limit is highest of 23 background values. 95.65% NDs. Well-constituent pair annual alpha = 0.006819. Individual comparison alpha = 0.003415 (1 of 2).

Constituent: Selenium Analysis Run 8/2/2022 5:05 PM View: Appendix I - Intrawell
Plant McIntosh Client: Southern Company Data: McIntosh LF4 CCR

Within Limit

Prediction Limit
Intrawell Non-parametric

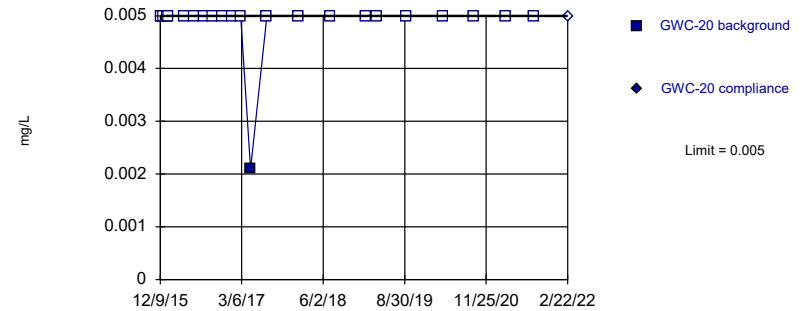


Non-parametric test used in lieu of parametric prediction limit because censored data exceeded 50%. Limit is highest of 23 background values. 95.65% NDs. Well-constituent pair annual alpha = 0.006819. Individual comparison alpha = 0.003415 (1 of 2).

Constituent: Selenium Analysis Run 8/2/2022 5:05 PM View: Appendix I - Intrawell
Plant McIntosh Client: Southern Company Data: McIntosh LF4 CCR

Within Limit

Prediction Limit
Intrawell Non-parametric

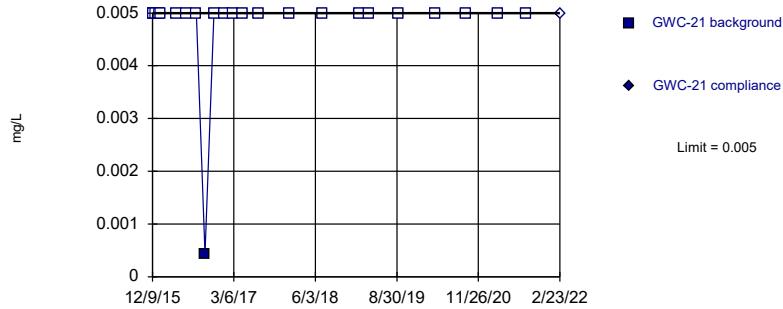


Non-parametric test used in lieu of parametric prediction limit because censored data exceeded 50%. Limit is highest of 23 background values. 95.65% NDs. Well-constituent pair annual alpha = 0.006819. Individual comparison alpha = 0.003415 (1 of 2).

Constituent: Selenium Analysis Run 8/2/2022 5:05 PM View: Appendix I - Intrawell
Plant McIntosh Client: Southern Company Data: McIntosh LF4 CCR

Within Limit

Prediction Limit
Intrawell Non-parametric

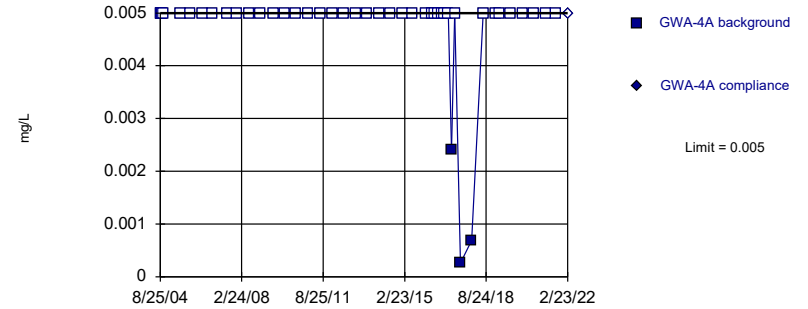


Non-parametric test used in lieu of parametric prediction limit because censored data exceeded 50%. Limit is highest of 23 background values. 95.65% NDs. Well-constituent pair annual alpha = 0.006819. Individual comparison alpha = 0.003415 (1 of 2).

Constituent: Selenium Analysis Run 8/2/2022 5:05 PM View: Appendix I - Intrawell
Plant McIntosh Client: Southern Company Data: McIntosh LF4 CCR

Within Limit

Prediction Limit
Intrawell Non-parametric

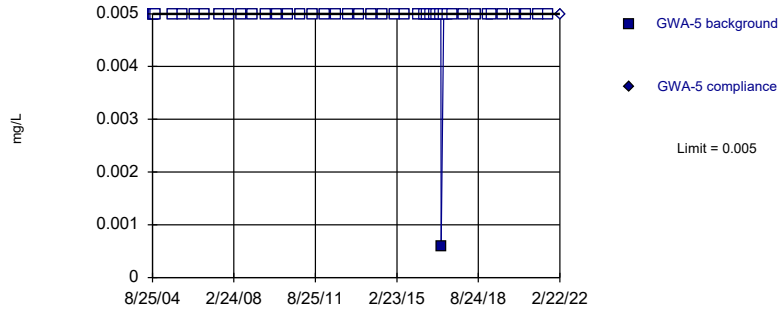


Non-parametric test used in lieu of parametric prediction limit because censored data exceeded 50%. Limit is highest of 44 background values. 93.18% NDs. Well-constituent pair annual alpha = 0.001992. Individual comparison alpha = 0.0009963 (1 of 2).

Constituent: Selenium Analysis Run 8/2/2022 5:05 PM View: Appendix I - Intrawell
Plant McIntosh Client: Southern Company Data: McIntosh LF4 CCR

Within Limit

Prediction Limit
Intrawell Non-parametric

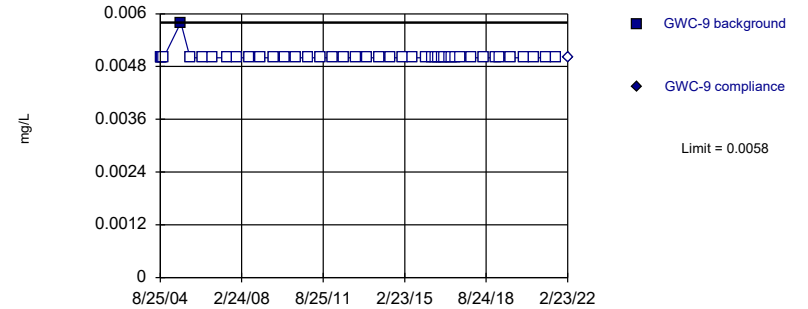


Non-parametric test used in lieu of parametric prediction limit because censored data exceeded 50%. Limit is highest of 45 background values. 97.78% NDs. Well-constituent pair annual alpha = 0.001911. Individual comparison alpha = 0.0009557 (1 of 2).

Constituent: Selenium Analysis Run 8/2/2022 5:05 PM View: Appendix I - Intrawell
Plant McIntosh Client: Southern Company Data: McIntosh LF4 CCR

Within Limit

Prediction Limit
Intrawell Non-parametric

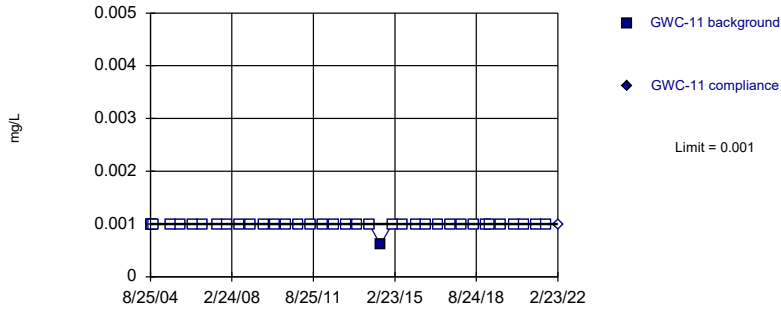


Non-parametric test used in lieu of parametric prediction limit because censored data exceeded 50%. Limit is highest of 44 background values. 97.73% NDs. Well-constituent pair annual alpha = 0.001992. Individual comparison alpha = 0.0009963 (1 of 2).

Constituent: Selenium Analysis Run 8/2/2022 5:05 PM View: Appendix I - Intrawell
Plant McIntosh Client: Southern Company Data: McIntosh LF4 CCR

Within Limit

Prediction Limit
Intrawell Non-parametric

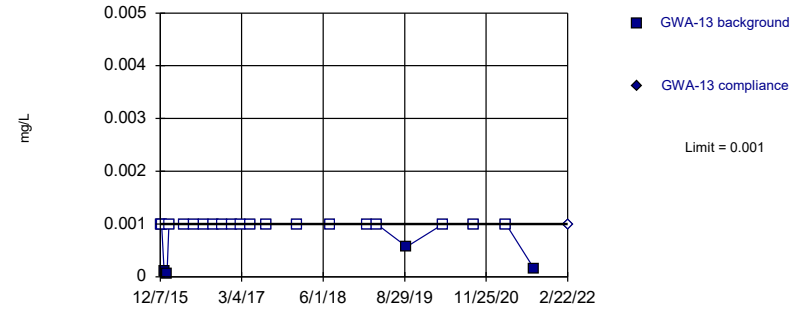


Non-parametric test used in lieu of parametric prediction limit because censored data exceeded 50%. Limit is highest of 38 background values. 97.37% NDs. Well-constituent pair annual alpha = 0.002586. Individual comparison alpha = 0.001294 (1 of 2).

Constituent: Silver Analysis Run 8/2/2022 5:05 PM View: Appendix I - Intrawell
Plant McIntosh Client: Southern Company Data: McIntosh LF4 CCR

Within Limit

Prediction Limit
Intrawell Non-parametric

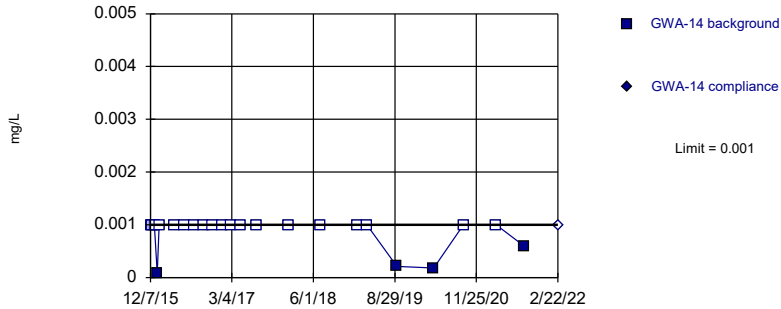


Non-parametric test used in lieu of parametric prediction limit because censored data exceeded 50%. Limit is highest of 23 background values. 82.61% NDs. Well-constituent pair annual alpha = 0.006819. Individual comparison alpha = 0.003415 (1 of 2).

Constituent: Thallium Analysis Run 8/2/2022 5:05 PM View: Appendix I - Intrawell
Plant McIntosh Client: Southern Company Data: McIntosh LF4 CCR

Within Limit

Prediction Limit
Intrawell Non-parametric

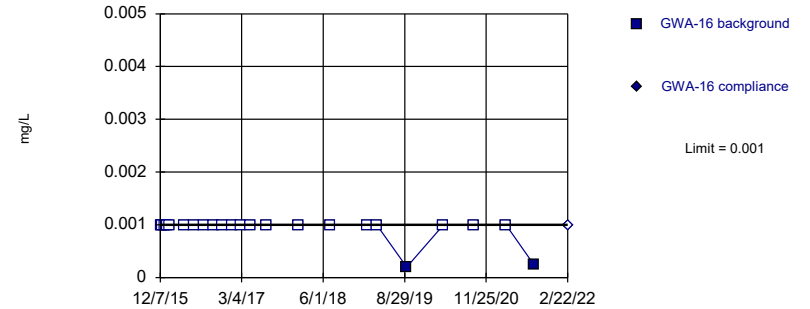


Non-parametric test used in lieu of parametric prediction limit because censored data exceeded 50%. Limit is highest of 23 background values. 82.61% NDs. Well-constituent pair annual alpha = 0.006819. Individual comparison alpha = 0.003415 (1 of 2).

Constituent: Thallium Analysis Run 8/2/2022 5:05 PM View: Appendix I - Intrawell
Plant McIntosh Client: Southern Company Data: McIntosh LF4 CCR

Within Limit

Prediction Limit
Intrawell Non-parametric

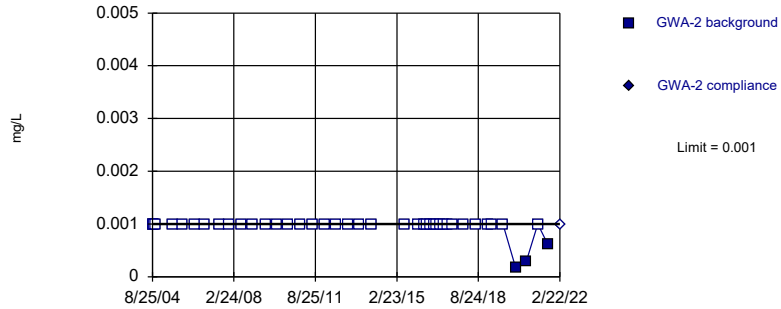


Non-parametric test used in lieu of parametric prediction limit because censored data exceeded 50%. Limit is highest of 23 background values. 91.3% NDs. Well-constituent pair annual alpha = 0.006819. Individual comparison alpha = 0.003415 (1 of 2).

Constituent: Thallium Analysis Run 8/2/2022 5:05 PM View: Appendix I - Intrawell
Plant McIntosh Client: Southern Company Data: McIntosh LF4 CCR

Within Limit

Prediction Limit Intrawell Non-parametric

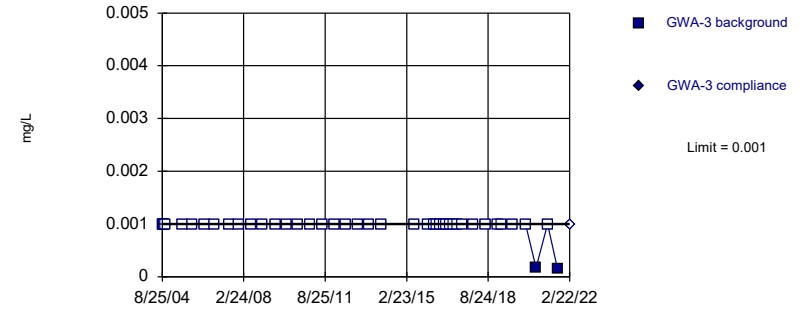


Non-parametric test used in lieu of parametric prediction limit because censored data exceeded 50%. Limit is highest of 42 background values. 92.86% NDs. Well-constituent pair annual alpha = 0.002154. Individual comparison alpha = 0.001077 (1 of 2).

Constituent: Thallium Analysis Run 8/2/2022 5:05 PM View: Appendix I - Intrawell
Plant McIntosh Client: Southern Company Data: McIntosh LF4 CCR

Within Limit

Prediction Limit Intrawell Non-parametric

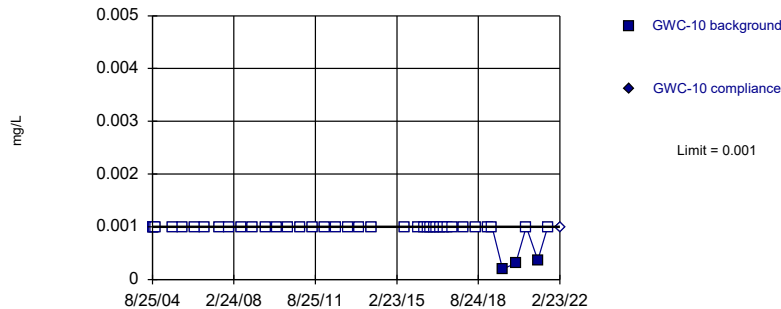


Non-parametric test used in lieu of parametric prediction limit because censored data exceeded 50%. Limit is highest of 42 background values. 95.24% NDs. Well-constituent pair annual alpha = 0.002154. Individual comparison alpha = 0.001077 (1 of 2).

Constituent: Thallium Analysis Run 8/2/2022 5:05 PM View: Appendix I - Intrawell
Plant McIntosh Client: Southern Company Data: McIntosh LF4 CCR

Within Limit

Prediction Limit Intrawell Non-parametric

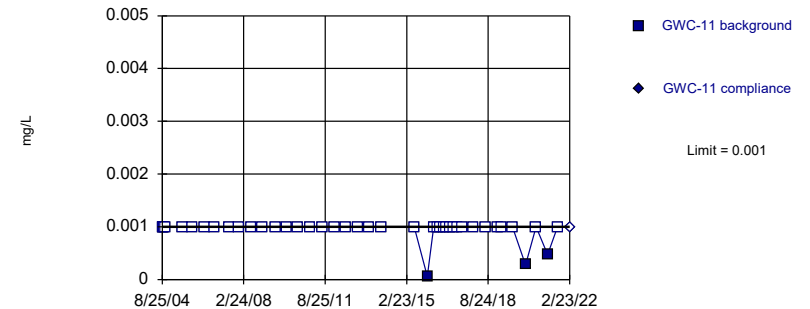


Non-parametric test used in lieu of parametric prediction limit because censored data exceeded 50%. Limit is highest of 42 background values. 92.86% NDs. Well-constituent pair annual alpha = 0.002154. Individual comparison alpha = 0.001077 (1 of 2).

Constituent: Thallium Analysis Run 8/2/2022 5:05 PM View: Appendix I - Intrawell
Plant McIntosh Client: Southern Company Data: McIntosh LF4 CCR

Within Limit

Prediction Limit Intrawell Non-parametric

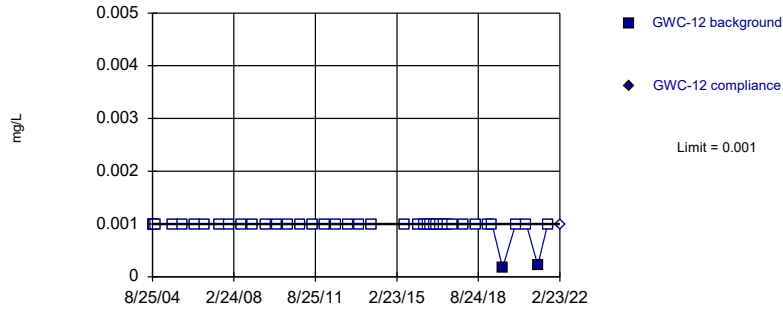


Non-parametric test used in lieu of parametric prediction limit because censored data exceeded 50%. Limit is highest of 42 background values. 92.86% NDs. Well-constituent pair annual alpha = 0.002154. Individual comparison alpha = 0.001077 (1 of 2).

Constituent: Thallium Analysis Run 8/2/2022 5:05 PM View: Appendix I - Intrawell
Plant McIntosh Client: Southern Company Data: McIntosh LF4 CCR

Within Limit

Prediction Limit
Intrawell Non-parametric

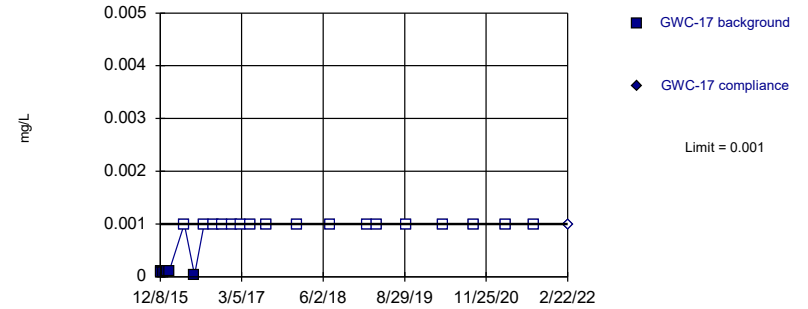


Non-parametric test used in lieu of parametric prediction limit because censored data exceeded 50%. Limit is highest of 42 background values. 95.24% NDs. Well-constituent pair annual alpha = 0.002154. Individual comparison alpha = 0.001077 (1 of 2).

Constituent: Thallium Analysis Run 8/2/2022 5:05 PM View: Appendix I - Intrawell
Plant McIntosh Client: Southern Company Data: McIntosh LF4 CCR

Within Limit

Prediction Limit
Intrawell Non-parametric

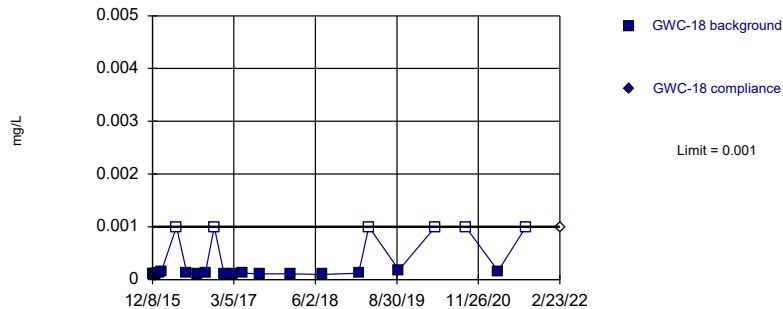


Non-parametric test used in lieu of parametric prediction limit because censored data exceeded 50%. Limit is highest of 23 background values. 73.91% NDs. Well-constituent pair annual alpha = 0.006819. Individual comparison alpha = 0.003415 (1 of 2).

Constituent: Thallium Analysis Run 8/2/2022 5:05 PM View: Appendix I - Intrawell
Plant McIntosh Client: Southern Company Data: McIntosh LF4 CCR

Within Limit

Prediction Limit
Intrawell Non-parametric

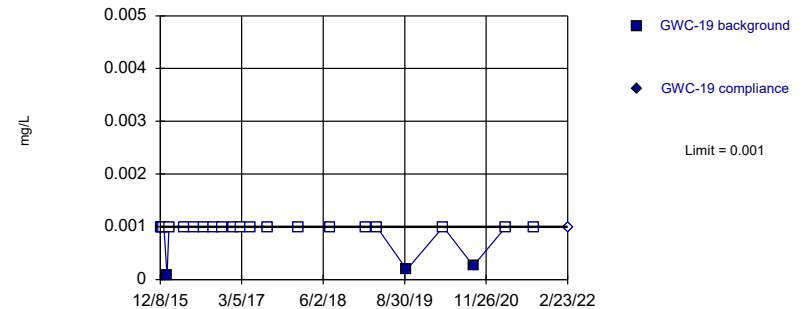


Non-parametric test used in lieu of parametric prediction limit because the Shapiro Wilk normality test showed the data to be non-normal at the 0.01 alpha level. Limit is highest of 23 background values. 26.09% NDs. Well-constituent pair annual alpha = 0.006819. Individual comparison alpha = 0.003415 (1 of 2).

Constituent: Thallium Analysis Run 8/2/2022 5:05 PM View: Appendix I - Intrawell
Plant McIntosh Client: Southern Company Data: McIntosh LF4 CCR

Within Limit

Prediction Limit
Intrawell Non-parametric

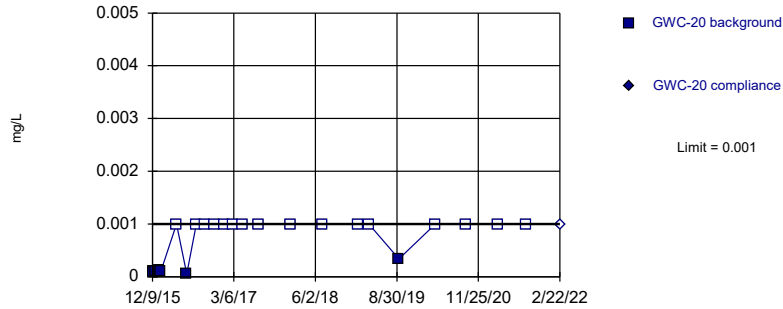


Non-parametric test used in lieu of parametric prediction limit because censored data exceeded 50%. Limit is highest of 23 background values. 86.96% NDs. Well-constituent pair annual alpha = 0.006819. Individual comparison alpha = 0.003415 (1 of 2).

Constituent: Thallium Analysis Run 8/2/2022 5:05 PM View: Appendix I - Intrawell
Plant McIntosh Client: Southern Company Data: McIntosh LF4 CCR

Within Limit

Prediction Limit
Intrawell Non-parametric

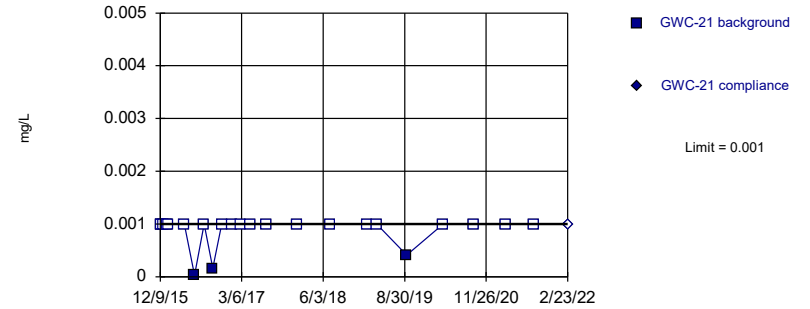


Non-parametric test used in lieu of parametric prediction limit because censored data exceeded 50%. Limit is highest of 23 background values. 69.57% NDs. Well-constituent pair annual alpha = 0.006819. Individual comparison alpha = 0.003415 (1 of 2).

Constituent: Thallium Analysis Run 8/2/2022 5:05 PM View: Appendix I - Intrawell
Plant McIntosh Client: Southern Company Data: McIntosh LF4 CCR

Within Limit

Prediction Limit
Intrawell Non-parametric

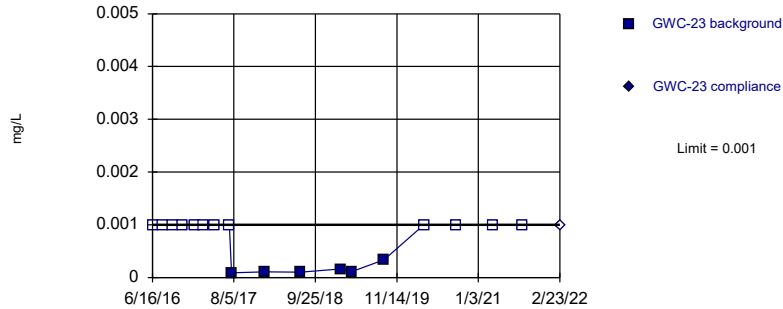


Non-parametric test used in lieu of parametric prediction limit because censored data exceeded 50%. Limit is highest of 23 background values. 86.96% NDs. Well-constituent pair annual alpha = 0.006819. Individual comparison alpha = 0.003415 (1 of 2).

Constituent: Thallium Analysis Run 8/2/2022 5:05 PM View: Appendix I - Intrawell
Plant McIntosh Client: Southern Company Data: McIntosh LF4 CCR

Within Limit

Prediction Limit
Intrawell Non-parametric

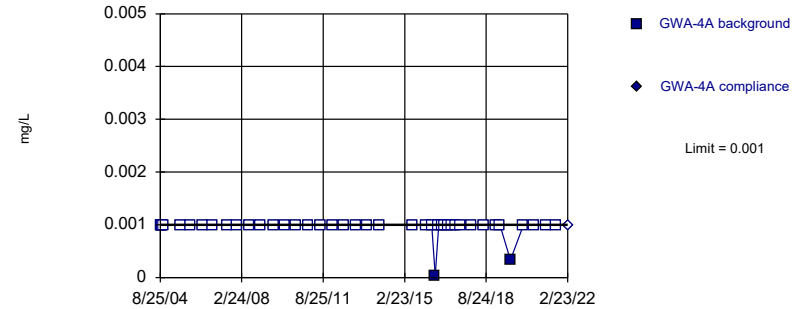


Non-parametric test used in lieu of parametric prediction limit because censored data exceeded 50%. Limit is highest of 18 background values. 66.67% NDs. Well-constituent pair annual alpha = 0.01072. Individual comparison alpha = 0.005373 (1 of 2).

Constituent: Thallium Analysis Run 8/2/2022 5:05 PM View: Appendix I - Intrawell
Plant McIntosh Client: Southern Company Data: McIntosh LF4 CCR

Within Limit

Prediction Limit
Intrawell Non-parametric

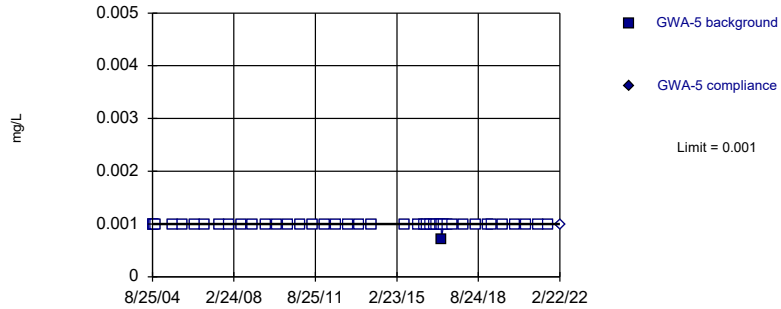


Non-parametric test used in lieu of parametric prediction limit because censored data exceeded 50%. Limit is highest of 42 background values. 95.24% NDs. Well-constituent pair annual alpha = 0.002154. Individual comparison alpha = 0.001077 (1 of 2).

Constituent: Thallium Analysis Run 8/2/2022 5:05 PM View: Appendix I - Intrawell
Plant McIntosh Client: Southern Company Data: McIntosh LF4 CCR

Within Limit

Prediction Limit
Intrawell Non-parametric

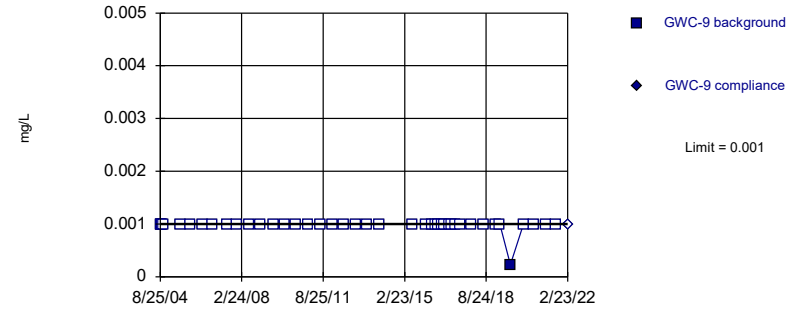


Non-parametric test used in lieu of parametric prediction limit because censored data exceeded 50%. Limit is highest of 44 background values. 97.73% NDs. Well-constituent pair annual alpha = 0.001992. Individual comparison alpha = 0.0009963 (1 of 2).

Constituent: Thallium Analysis Run 8/2/2022 5:05 PM View: Appendix I - Intrawell
Plant McIntosh Client: Southern Company Data: McIntosh LF4 CCR

Within Limit

Prediction Limit
Intrawell Non-parametric

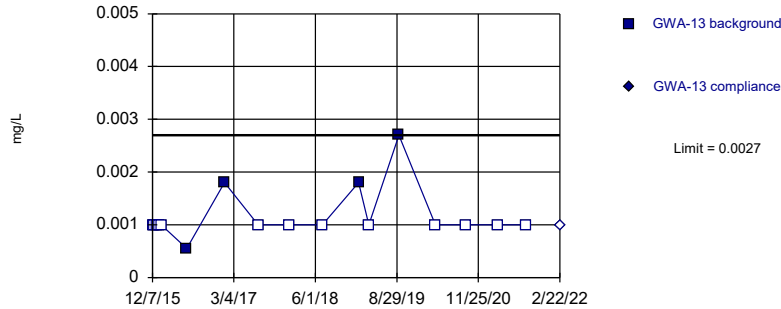


Non-parametric test used in lieu of parametric prediction limit because censored data exceeded 50%. Limit is highest of 42 background values. 97.62% NDs. Well-constituent pair annual alpha = 0.002154. Individual comparison alpha = 0.001077 (1 of 2).

Constituent: Thallium Analysis Run 8/2/2022 5:05 PM View: Appendix I - Intrawell
Plant McIntosh Client: Southern Company Data: McIntosh LF4 CCR

Within Limit

Prediction Limit
Intrawell Non-parametric

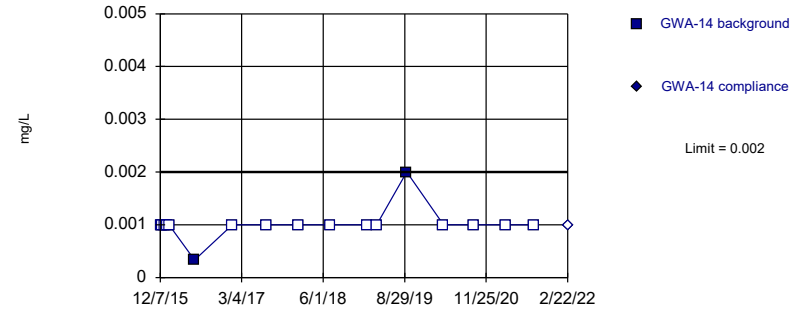


Non-parametric test used in lieu of parametric prediction limit because censored data exceeded 50%. Limit is highest of 17 background values. 76.47% NDs. Well-constituent pair annual alpha = 0.011179. Individual comparison alpha = 0.005914 (1 of 2).

Constituent: Vanadium Analysis Run 8/2/2022 5:05 PM View: Appendix I - Intrawell
Plant McIntosh Client: Southern Company Data: McIntosh LF4 CCR

Within Limit

Prediction Limit
Intrawell Non-parametric

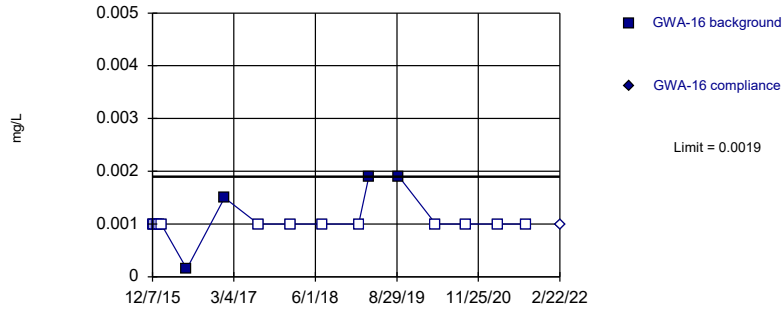


Non-parametric test used in lieu of parametric prediction limit because censored data exceeded 50%. Limit is highest of 17 background values. 88.24% NDs. Well-constituent pair annual alpha = 0.01179. Individual comparison alpha = 0.005914 (1 of 2).

Constituent: Vanadium Analysis Run 8/2/2022 5:05 PM View: Appendix I - Intrawell
Plant McIntosh Client: Southern Company Data: McIntosh LF4 CCR

Within Limit

Prediction Limit Intrawell Non-parametric

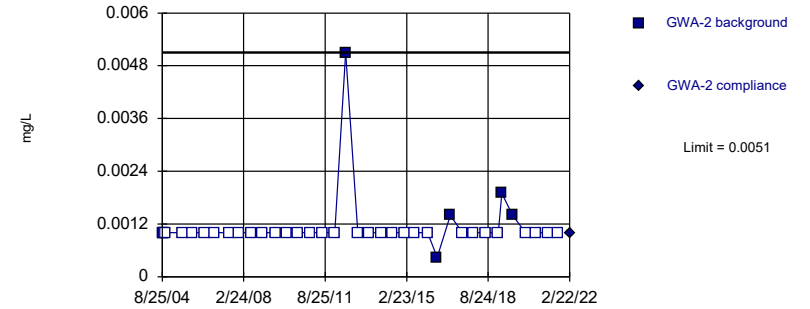


Non-parametric test used in lieu of parametric prediction limit because censored data exceeded 50%. Limit is highest of 17 background values. 76.47% NDs. Well-constituent pair annual alpha = 0.01179. Individual comparison alpha = 0.005914 (1 of 2).

Constituent: Vanadium Analysis Run 8/2/2022 5:05 PM View: Appendix I - Intrawell
Plant McIntosh Client: Southern Company Data: McIntosh LF4 CCR

Within Limit

Prediction Limit Intrawell Non-parametric

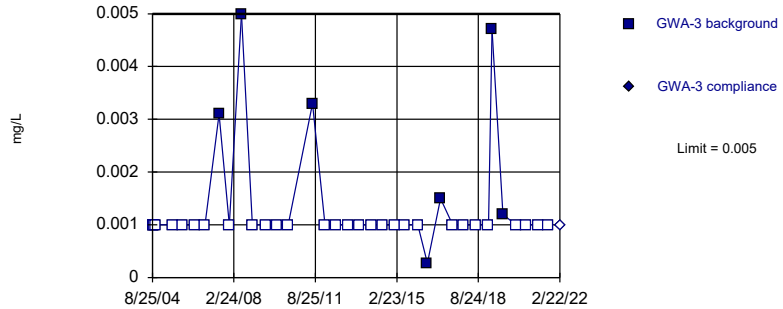


Non-parametric test used in lieu of parametric prediction limit because censored data exceeded 50%. Limit is highest of 38 background values. 86.84% NDs. Well-constituent pair annual alpha = 0.002586. Individual comparison alpha = 0.001294 (1 of 2).

Constituent: Vanadium Analysis Run 8/2/2022 5:05 PM View: Appendix I - Intrawell
Plant McIntosh Client: Southern Company Data: McIntosh LF4 CCR

Within Limit

Prediction Limit Intrawell Non-parametric

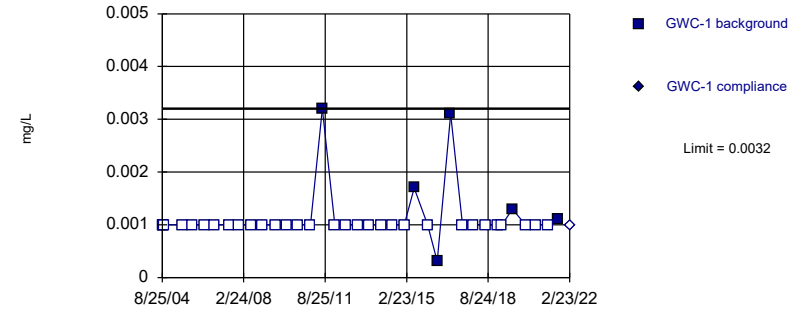


Non-parametric test used in lieu of parametric prediction limit because censored data exceeded 50%. Limit is highest of 37 background values. 81.08% NDs. Well-constituent pair annual alpha = 0.002721. Individual comparison alpha = 0.001361 (1 of 2).

Constituent: Vanadium Analysis Run 8/2/2022 5:05 PM View: Appendix I - Intrawell
Plant McIntosh Client: Southern Company Data: McIntosh LF4 CCR

Within Limit

Prediction Limit Intrawell Non-parametric

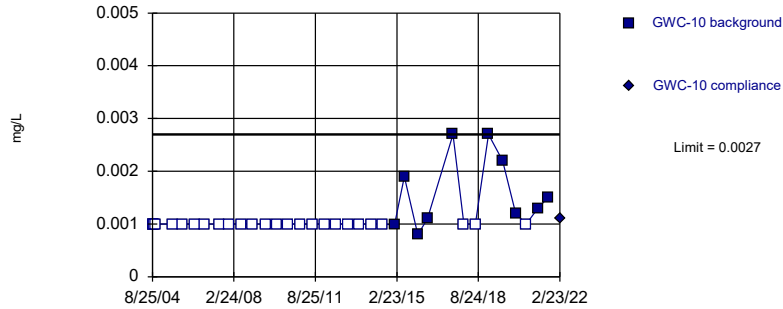


Non-parametric test used in lieu of parametric prediction limit because censored data exceeded 50%. Limit is highest of 37 background values. 83.78% NDs. Well-constituent pair annual alpha = 0.002721. Individual comparison alpha = 0.001361 (1 of 2).

Constituent: Vanadium Analysis Run 8/2/2022 5:05 PM View: Appendix I - Intrawell
Plant McIntosh Client: Southern Company Data: McIntosh LF4 CCR

Within Limit

Prediction Limit
Intrawell Non-parametric

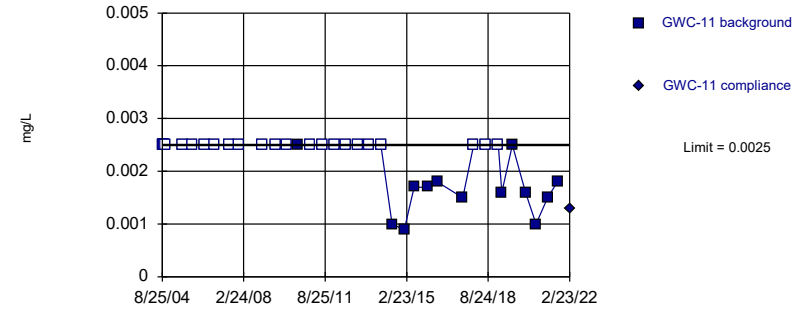


Non-parametric test used in lieu of parametric prediction limit because censored data exceeded 50%. Limit is highest of 36 background values. 72.22% NDs. Well-constituent pair annual alpha = 0.002856. Individual comparison alpha = 0.001429 (1 of 2).

Constituent: Vanadium Analysis Run 8/2/2022 5:05 PM View: Appendix I - Intrawell
Plant McIntosh Client: Southern Company Data: McIntosh LF4 CCR

Within Limit

Prediction Limit
Intrawell Non-parametric

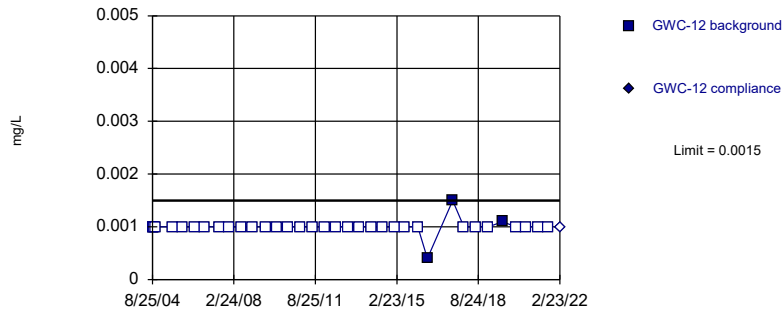


Non-parametric test used in lieu of parametric prediction limit because censored data exceeded 50%. Limit is highest of 36 background values. 63.89% NDs. Well-constituent pair annual alpha = 0.002856. Individual comparison alpha = 0.001429 (1 of 2).

Constituent: Vanadium Analysis Run 8/2/2022 5:05 PM View: Appendix I - Intrawell
Plant McIntosh Client: Southern Company Data: McIntosh LF4 CCR

Within Limit

Prediction Limit
Intrawell Non-parametric

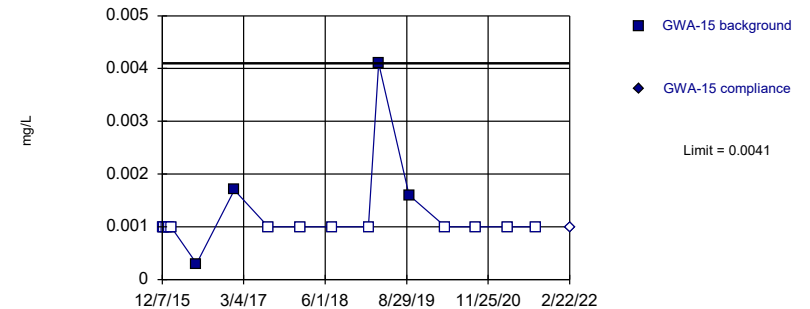


Non-parametric test used in lieu of parametric prediction limit because censored data exceeded 50%. Limit is highest of 36 background values. 91.67% NDs. Well-constituent pair annual alpha = 0.002856. Individual comparison alpha = 0.001429 (1 of 2).

Constituent: Vanadium Analysis Run 8/2/2022 5:05 PM View: Appendix I - Intrawell
Plant McIntosh Client: Southern Company Data: McIntosh LF4 CCR

Within Limit

Prediction Limit
Intrawell Non-parametric

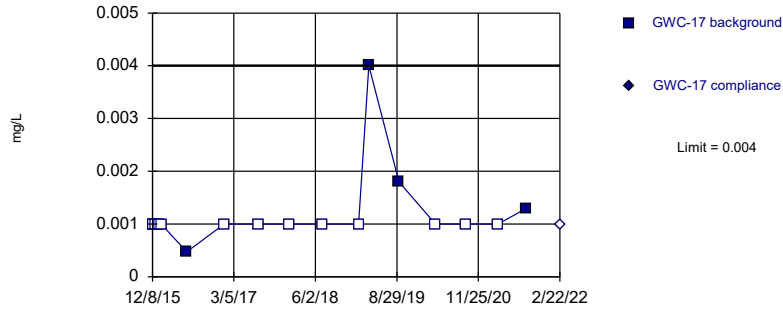


Non-parametric test used in lieu of parametric prediction limit because censored data exceeded 50%. Limit is highest of 17 background values. 76.47% NDs. Well-constituent pair annual alpha = 0.01179. Individual comparison alpha = 0.005914 (1 of 2).

Constituent: Vanadium Analysis Run 8/2/2022 5:05 PM View: Appendix I - Intrawell
Plant McIntosh Client: Southern Company Data: McIntosh LF4 CCR

Within Limit

Prediction Limit
Intrawell Non-parametric

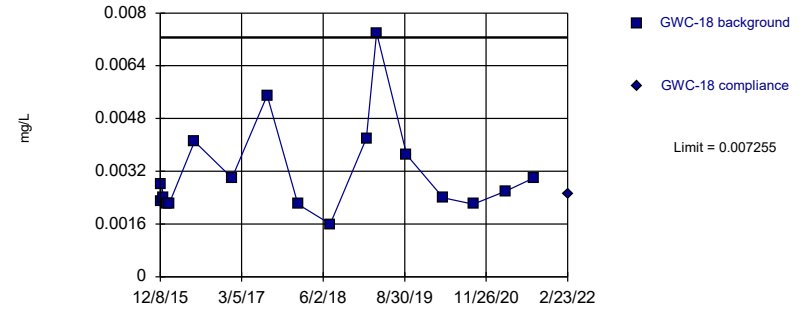


Non-parametric test used in lieu of parametric prediction limit because censored data exceeded 50%. Limit is highest of 17 background values. 76.47% NDs. Well-constituent pair annual alpha = 0.01179. Individual comparison alpha = 0.005914 (1 of 2).

Constituent: Vanadium Analysis Run 8/2/2022 5:06 PM View: Appendix I - Intrawell
Plant McIntosh Client: Southern Company Data: McIntosh LF4 CCR

Within Limit

Prediction Limit
Intrawell Parametric

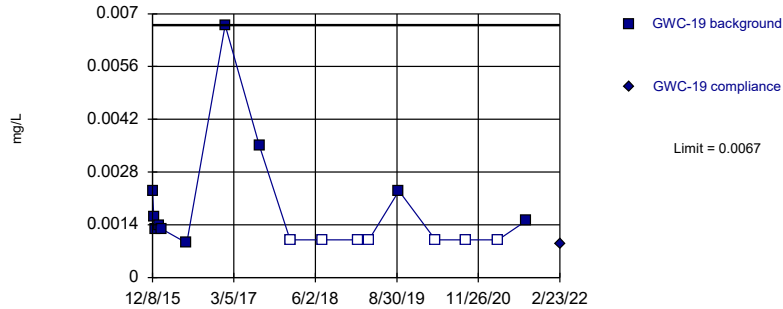


Background Data Summary (based on square root transformation): Mean=0.05511, Std. Dev.=0.01165, n=17. Normality test: Shapiro Wilk @alpha = 0.01, calculated = 0.8588, critical = 0.851. Kappa = 2.582 (c=15, w=9, 1 of 2, event alpha = 0.05132). Report alpha = 0.0003901.

Constituent: Vanadium Analysis Run 8/2/2022 5:06 PM View: Appendix I - Intrawell
Plant McIntosh Client: Southern Company Data: McIntosh LF4 CCR

Within Limit

Prediction Limit
Intrawell Non-parametric

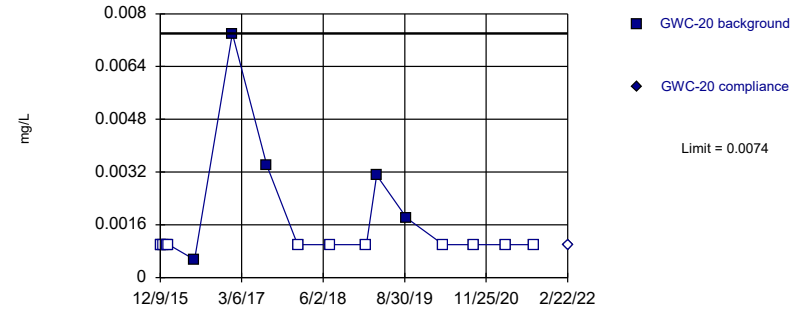


Non-parametric test used in lieu of parametric prediction limit because the Shapiro Wilk normality test showed the data to be non-normal at the 0.01 alpha level. Limit is highest of 17 background values. 41.18% NDs. Well-constituent pair annual alpha = 0.01179. Individual comparison alpha = 0.005914 (1 of 2).

Constituent: Vanadium Analysis Run 8/2/2022 5:06 PM View: Appendix I - Intrawell
Plant McIntosh Client: Southern Company Data: McIntosh LF4 CCR

Within Limit

Prediction Limit
Intrawell Non-parametric

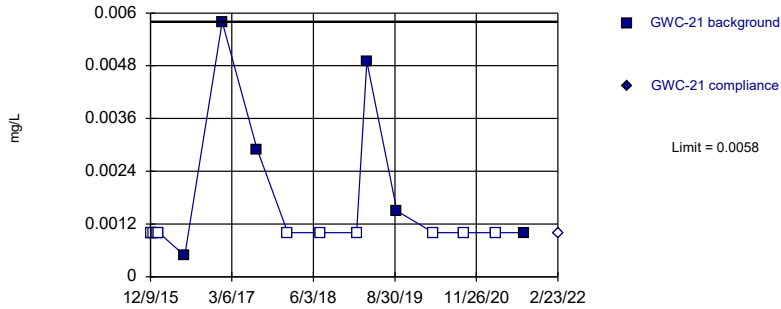


Non-parametric test used in lieu of parametric prediction limit because censored data exceeded 50%. Limit is highest of 17 background values. 70.59% NDs. Well-constituent pair annual alpha = 0.01179. Individual comparison alpha = 0.005914 (1 of 2).

Constituent: Vanadium Analysis Run 8/2/2022 5:06 PM View: Appendix I - Intrawell
Plant McIntosh Client: Southern Company Data: McIntosh LF4 CCR

Within Limit

Prediction Limit
Intrawell Non-parametric

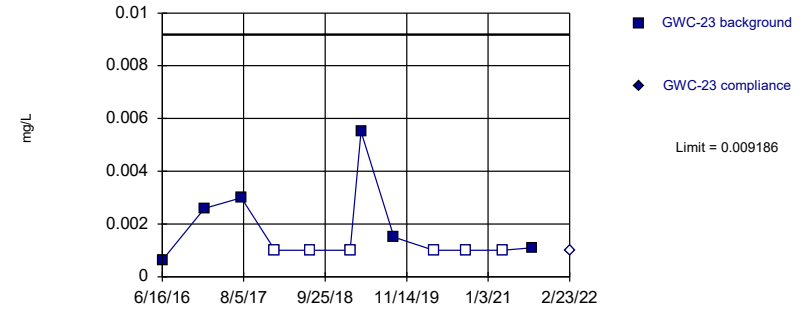


Non-parametric test used in lieu of parametric prediction limit because censored data exceeded 50%. Limit is highest of 17 background values. 64.71% NDs. Well-constituent pair annual alpha = 0.01179. Individual comparison alpha = 0.005914 (1 of 2).

Constituent: Vanadium Analysis Run 8/2/2022 5:06 PM View: Appendix I - Intrawell
Plant McIntosh Client: Southern Company Data: McIntosh LF4 CCR

Within Limit

Prediction Limit
Intrawell Parametric

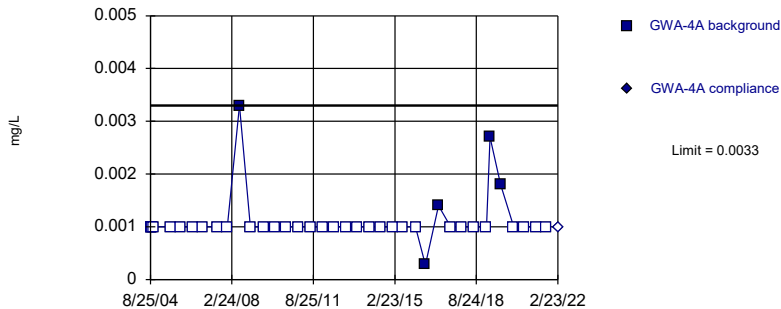


Background Data Summary (based on natural log transformation) (after Kaplan-Meier Adjustment): Mean=6.822, Std. Dev.=0.742, n=12, 50% NDs. Normality test: Shapiro Wilk @alpha = 0.01, calculated = 0.8118, critical = 0.805. Kappa = 2.874 (c=15, w=9, 1 of 2, event alpha = 0.05132). Report alpha = 0.0003901.

Constituent: Vanadium Analysis Run 8/2/2022 5:06 PM View: Appendix I - Intrawell
Plant McIntosh Client: Southern Company Data: McIntosh LF4 CCR

Within Limit

Prediction Limit
Intrawell Non-parametric

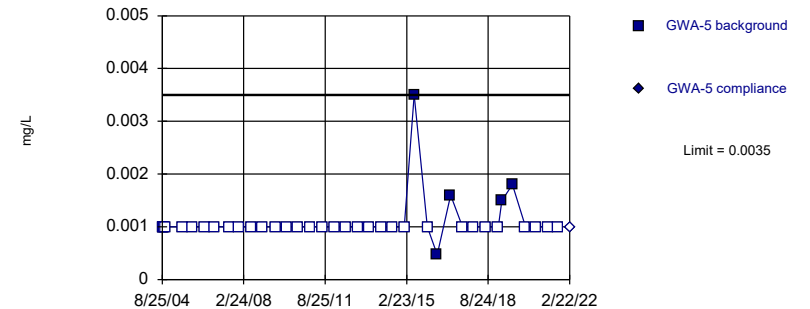


Non-parametric test used in lieu of parametric prediction limit because censored data exceeded 50%. Limit is highest of 38 background values. 86.84% NDs. Well-constituent pair annual alpha = 0.002586. Individual comparison alpha = 0.001294 (1 of 2).

Constituent: Vanadium Analysis Run 8/2/2022 5:06 PM View: Appendix I - Intrawell
Plant McIntosh Client: Southern Company Data: McIntosh LF4 CCR

Within Limit

Prediction Limit
Intrawell Non-parametric

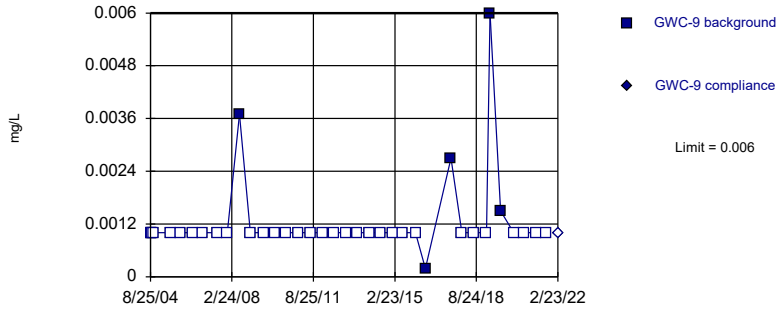


Non-parametric test used in lieu of parametric prediction limit because censored data exceeded 50%. Limit is highest of 38 background values. 86.84% NDs. Well-constituent pair annual alpha = 0.002586. Individual comparison alpha = 0.001294 (1 of 2).

Constituent: Vanadium Analysis Run 8/2/2022 5:06 PM View: Appendix I - Intrawell
Plant McIntosh Client: Southern Company Data: McIntosh LF4 CCR

Within Limit

Prediction Limit
Intrawell Non-parametric

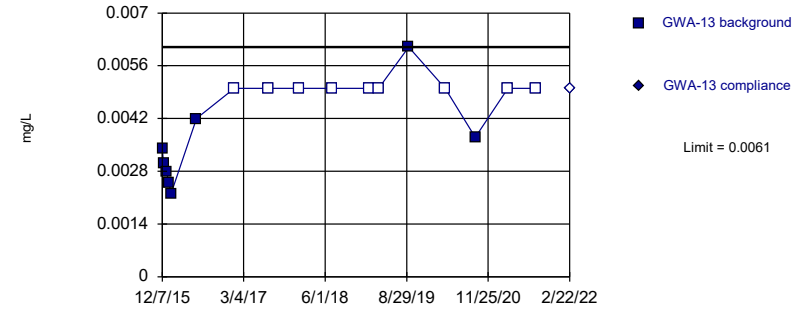


Non-parametric test used in lieu of parametric prediction limit because censored data exceeded 50%. Limit is highest of 37 background values. 86.49% NDs. Well-constituent pair annual alpha = 0.002721. Individual comparison alpha = 0.001361 (1 of 2).

Constituent: Vanadium Analysis Run 8/2/2022 5:06 PM View: Appendix I - Intrawell
Plant McIntosh Client: Southern Company Data: McIntosh LF4 CCR

Within Limit

Prediction Limit
Intrawell Non-parametric

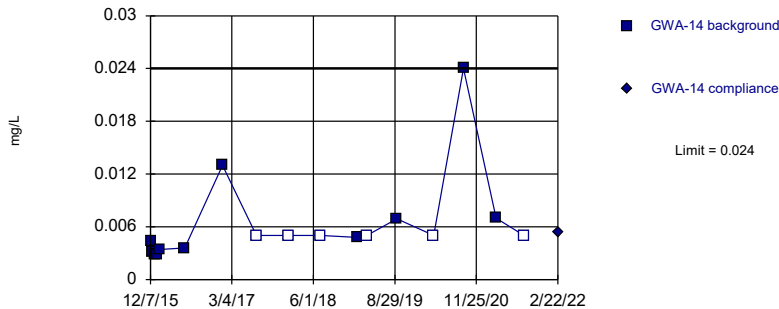


Non-parametric test used in lieu of parametric prediction limit because censored data exceeded 50%. Limit is highest of 17 background values. 52.94% NDs. Well-constituent pair annual alpha = 0.01179. Individual comparison alpha = 0.005914 (1 of 2).

Constituent: Zinc Analysis Run 8/2/2022 5:06 PM View: Appendix I - Intrawell
Plant McIntosh Client: Southern Company Data: McIntosh LF4 CCR

Within Limit

Prediction Limit
Intrawell Non-parametric

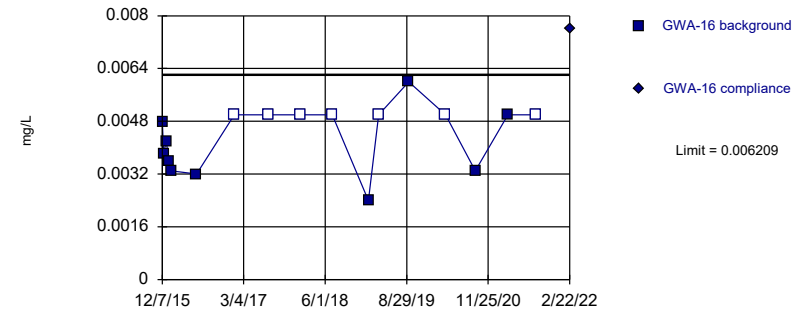


Non-parametric test used in lieu of parametric prediction limit because the Shapiro Wilk normality test showed the data to be non-normal at the 0.01 alpha level. Limit is highest of 17 background values. 35.29% NDs. Well-constituent pair annual alpha = 0.01179. Individual comparison alpha = 0.005914 (1 of 2).

Constituent: Zinc Analysis Run 8/2/2022 5:06 PM View: Appendix I - Intrawell
Plant McIntosh Client: Southern Company Data: McIntosh LF4 CCR

Exceeds Limit

Prediction Limit
Intrawell Parametric

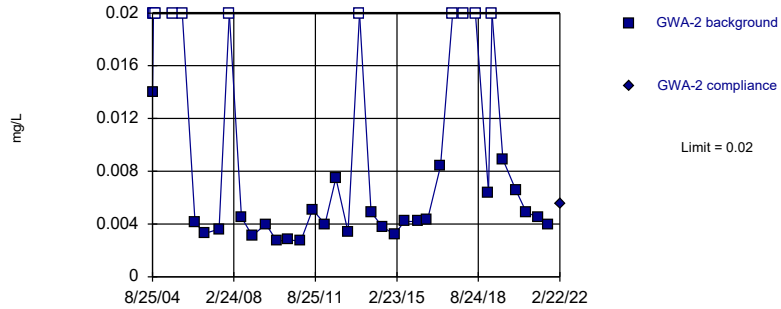


Background Data Summary (after Kaplan-Meier Adjustment): Mean=0.003746, Std. Dev.=0.0009541, n=17, 41.18% NDs. Normality test: Shapiro Wilk @alpha = 0.01, calculated = 0.8737, critical = 0.851. Kappa = 2.582 (c=15, w=9, 1 of 2, event alpha = 0.05132). Report alpha = 0.0003901.

Constituent: Zinc Analysis Run 8/2/2022 5:06 PM View: Appendix I - Intrawell
Plant McIntosh Client: Southern Company Data: McIntosh LF4 CCR

Within Limit

Prediction Limit
Intrawell Non-parametric

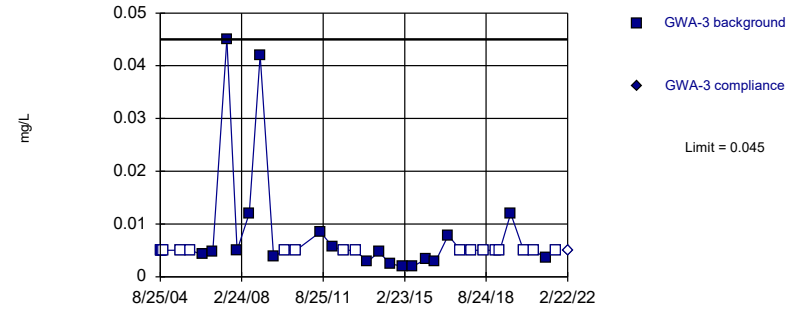


Non-parametric test used in lieu of parametric prediction limit because the Shapiro Wilk normality test showed the data to be non-normal at the 0.01 alpha level. Limit is highest of 38 background values. 28.95% NDs. Well-constituent pair annual alpha = 0.002586. Individual comparison alpha = 0.001294 (1 of 2).

Constituent: Zinc Analysis Run 8/2/2022 5:06 PM View: Appendix I - Intrawell
Plant McIntosh Client: Southern Company Data: McIntosh LF4 CCR

Within Limit

Prediction Limit
Intrawell Non-parametric

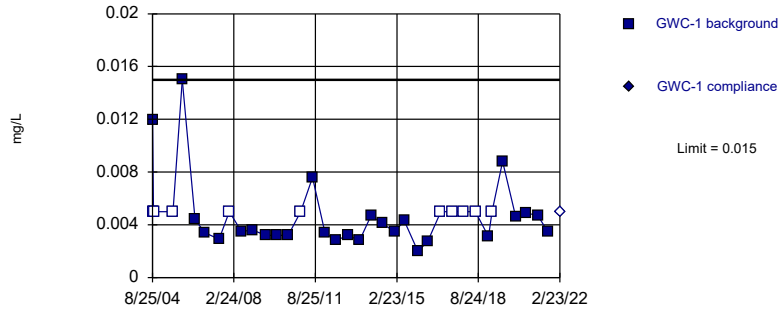


Non-parametric test used in lieu of parametric prediction limit because the Shapiro Wilk normality test showed the data to be non-normal at the 0.01 alpha level. Limit is highest of 37 background values. 48.65% NDs. Well-constituent pair annual alpha = 0.002721. Individual comparison alpha = 0.001361 (1 of 2).

Constituent: Zinc Analysis Run 8/2/2022 5:06 PM View: Appendix I - Intrawell
Plant McIntosh Client: Southern Company Data: McIntosh LF4 CCR

Within Limit

Prediction Limit
Intrawell Non-parametric

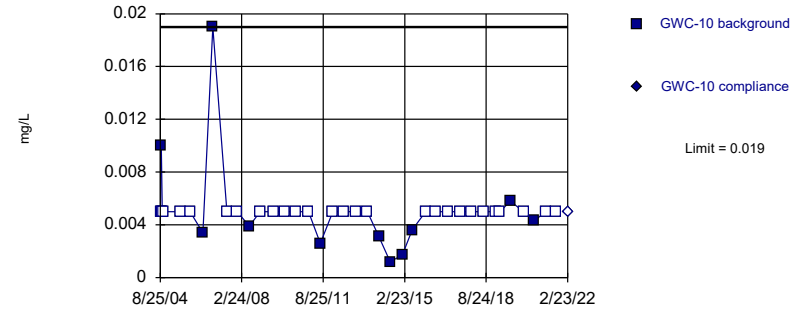


Non-parametric test used in lieu of parametric prediction limit because the Shapiro Wilk normality test showed the data to be non-normal at the 0.01 alpha level. Limit is highest of 37 background values. 27.03% NDs. Well-constituent pair annual alpha = 0.002721. Individual comparison alpha = 0.001361 (1 of 2).

Constituent: Zinc Analysis Run 8/2/2022 5:06 PM View: Appendix I - Intrawell
Plant McIntosh Client: Southern Company Data: McIntosh LF4 CCR

Within Limit

Prediction Limit
Intrawell Non-parametric

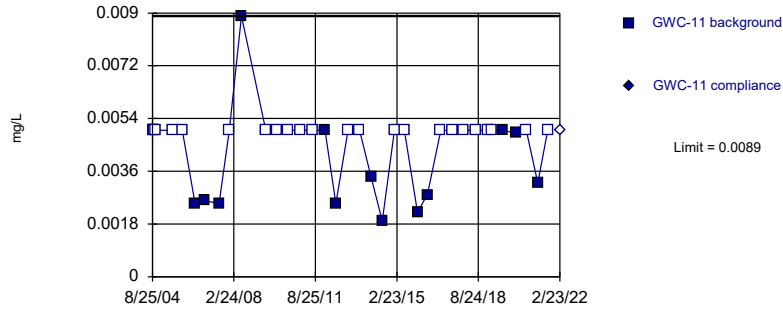


Non-parametric test used in lieu of parametric prediction limit because censored data exceeded 50%. Limit is highest of 38 background values. 71.05% NDs. Well-constituent pair annual alpha = 0.002586. Individual comparison alpha = 0.001294 (1 of 2).

Constituent: Zinc Analysis Run 8/2/2022 5:06 PM View: Appendix I - Intrawell
Plant McIntosh Client: Southern Company Data: McIntosh LF4 CCR

Within Limit

Prediction Limit
Intrawell Non-parametric

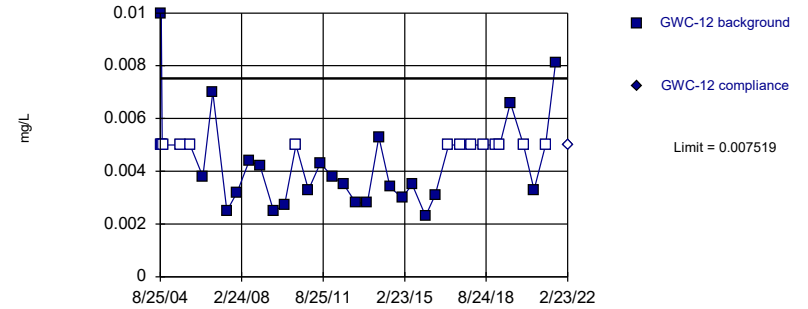


Non-parametric test used in lieu of parametric prediction limit because censored data exceeded 50%. Limit is highest of 37 background values. 64.86% NDs. Well-constituent pair annual alpha = 0.002721. Individual comparison alpha = 0.001361 (1 of 2).

Constituent: Zinc Analysis Run 8/2/2022 5:06 PM View: Appendix I - Intrawell
Plant McIntosh Client: Southern Company Data: McIntosh LF4 CCR

Within Limit

Prediction Limit
Intrawell Parametric

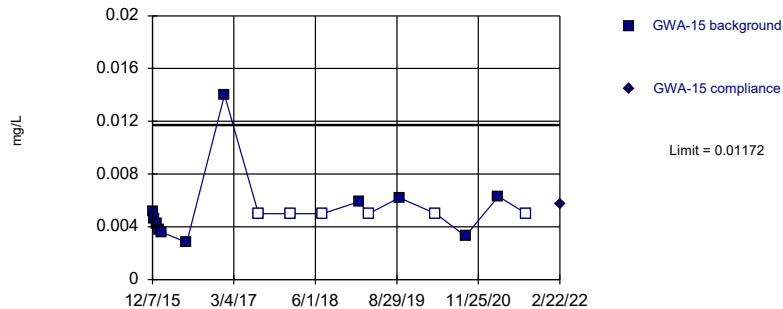


Background Data Summary (based on cube root transformation) (after Kaplan-Meier Adjustment): Mean=0.1521, Std. Dev.=0.01943, n=38, 36.84% NDs. Normality test: Shapiro Wilk @alpha = 0.01, calculated = 0.9256, critical = 0.916. Kappa = 2.257 (c=15, w=9, 1 of 2, event alpha = 0.05132). Report alpha = 0.0003901.

Constituent: Zinc Analysis Run 8/2/2022 5:06 PM View: Appendix I - Intrawell
Plant McIntosh Client: Southern Company Data: McIntosh LF4 CCR

Within Limit

Prediction Limit
Intrawell Parametric

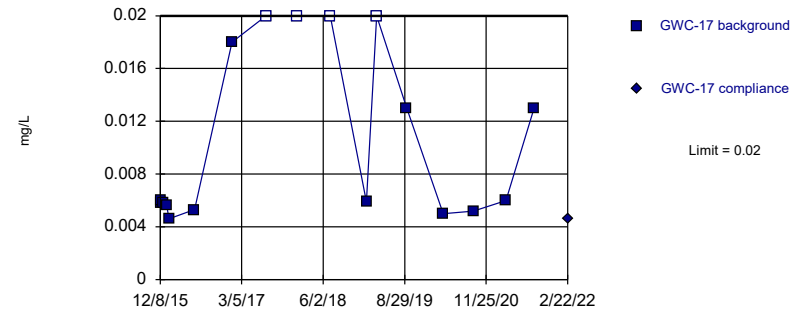


Background Data Summary (based on natural log transformation) (after Kaplan-Meier Adjustment): Mean=-5.418, Std. Dev.=0.3761, n=17, 35.29% NDs. Normality test: Shapiro Wilk @alpha = 0.01, calculated = 0.853, critical = 0.851. Kappa = 2.582 (c=15, w=9, 1 of 2, event alpha = 0.05132). Report alpha = 0.0003901.

Constituent: Zinc Analysis Run 8/2/2022 5:06 PM View: Appendix I - Intrawell
Plant McIntosh Client: Southern Company Data: McIntosh LF4 CCR

Within Limit

Prediction Limit
Intrawell Non-parametric

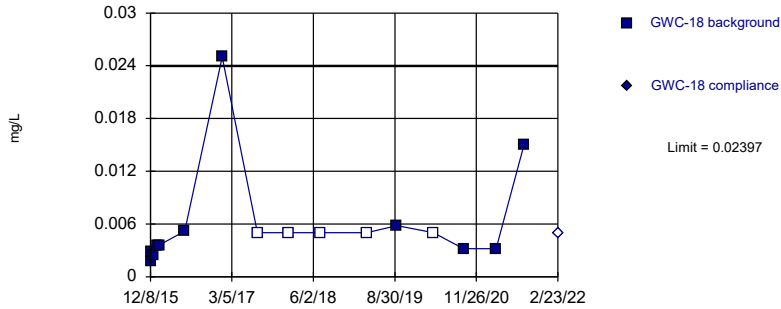


Non-parametric test used in lieu of parametric prediction limit because the Shapiro Wilk normality test showed the data to be non-normal at the 0.01 alpha level. Limit is highest of 17 background values. 23.53% NDs. Well-constituent pair annual alpha = 0.01179. Individual comparison alpha = 0.005914 (1 of 2).

Constituent: Zinc Analysis Run 8/2/2022 5:06 PM View: Appendix I - Intrawell
Plant McIntosh Client: Southern Company Data: McIntosh LF4 CCR

Within Limit

Prediction Limit
 Intrawell Parametric

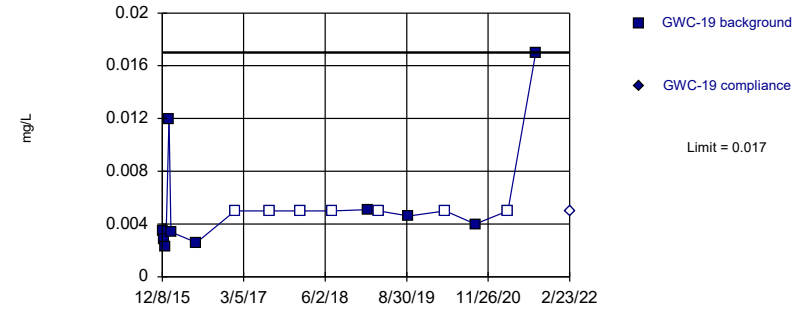


Background Data Summary (based on natural log transformation) (after Kaplan-Meier Adjustment): Mean=-5.62, Std. Dev.=0.7225, n=16, 31.25% NDs. Normality test: Shapiro Wilk @alpha = 0.01, calculated = 0.8673, critical = 0.844. Kappa = 2.615 (c=15, w=9, 1 of 2, event alpha = 0.05132). Report alpha = 0.0003901.

Constituent: Zinc Analysis Run 8/2/2022 5:06 PM View: Appendix I - Intrawell
 Plant McIntosh Client: Southern Company Data: McIntosh LF4 CCR

Within Limit

Prediction Limit
 Intrawell Non-parametric

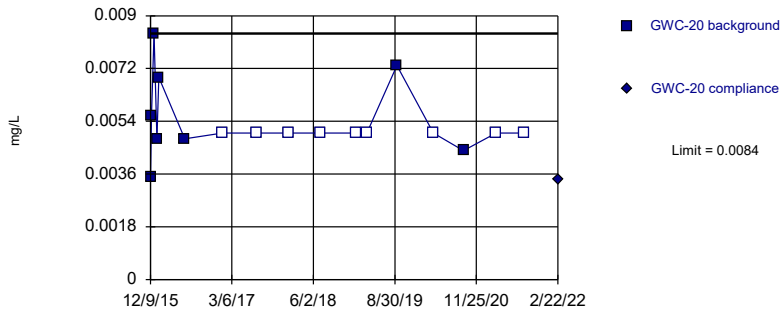


Non-parametric test used in lieu of parametric prediction limit because the Shapiro Wilk normality test showed the data to be non-normal at the 0.01 alpha level. Limit is highest of 17 background values. 41.18% NDs. Well-constituent pair annual alpha = 0.01179. Individual comparison alpha = 0.005914 (1 of 2).

Constituent: Zinc Analysis Run 8/2/2022 5:06 PM View: Appendix I - Intrawell
 Plant McIntosh Client: Southern Company Data: McIntosh LF4 CCR

Within Limit

Prediction Limit
 Intrawell Non-parametric

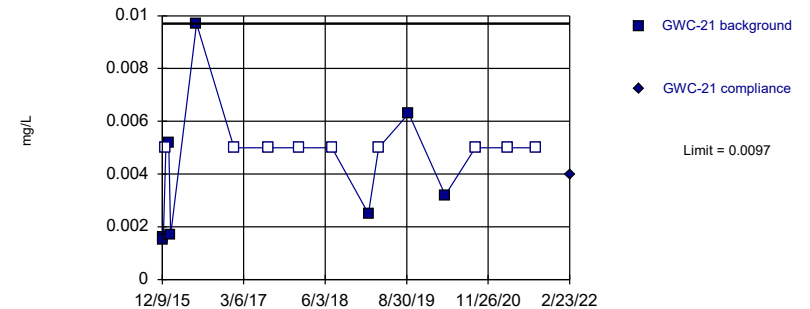


Non-parametric test used in lieu of parametric prediction limit because censored data exceeded 50%. Limit is highest of 17 background values. 52.94% NDs. Well-constituent pair annual alpha = 0.01179. Individual comparison alpha = 0.005914 (1 of 2).

Constituent: Zinc Analysis Run 8/2/2022 5:06 PM View: Appendix I - Intrawell
 Plant McIntosh Client: Southern Company Data: McIntosh LF4 CCR

Within Limit

Prediction Limit
 Intrawell Non-parametric

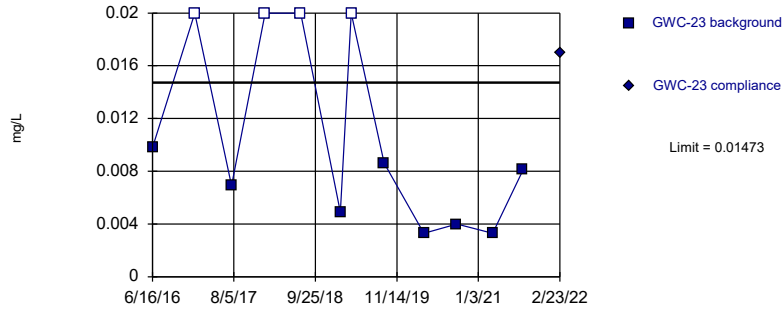


Non-parametric test used in lieu of parametric prediction limit because censored data exceeded 50%. Limit is highest of 17 background values. 52.94% NDs. Well-constituent pair annual alpha = 0.01179. Individual comparison alpha = 0.005914 (1 of 2).

Constituent: Zinc Analysis Run 8/2/2022 5:06 PM View: Appendix I - Intrawell
 Plant McIntosh Client: Southern Company Data: McIntosh LF4 CCR

Exceeds Limit

Prediction Limit
Intrawell Parametric

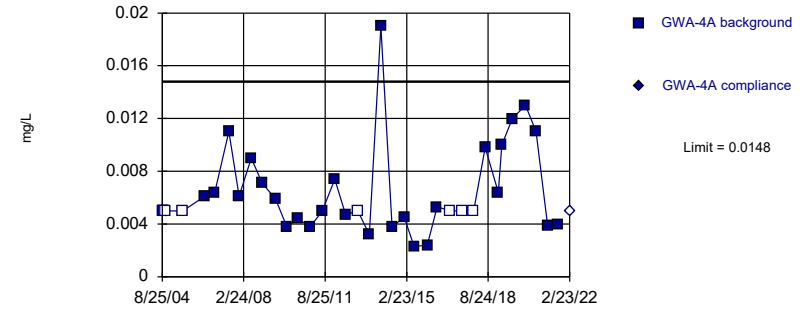


Background Data Summary (based on square root transformation) (after Kaplan-Meier Adjustment): Mean=0.07662, Std. Dev.=0.01557, n=12, 33.33% NDs. Normality test: Shapiro Wilk @alpha = 0.01, calculated = 0.8412, critical = 0.805. Kappa = 2.874 (c=15, w=9, 1 of 2, event alpha = 0.05132). Report alpha = 0.0003901.

Constituent: Zinc Analysis Run 8/2/2022 5:06 PM View: Appendix I - Intrawell
Plant McIntosh Client: Southern Company Data: McIntosh LF4 CCR

Within Limit

Prediction Limit
Intrawell Parametric

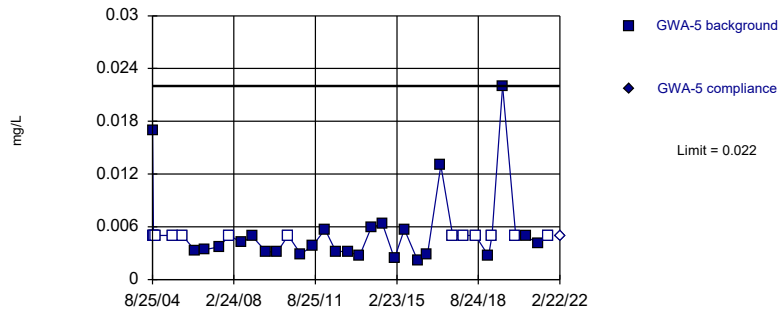


Background Data Summary (based on cube root transformation) (after Kaplan-Meier Adjustment): Mean=0.1719, Std. Dev.=0.03256, n=37, 24.32% NDs. Normality test: Shapiro Wilk @alpha = 0.01, calculated = 0.9172, critical = 0.914. Kappa = 2.263 (c=15, w=9, 1 of 2, event alpha = 0.05132). Report alpha = 0.0003901.

Constituent: Zinc Analysis Run 8/2/2022 5:06 PM View: Appendix I - Intrawell
Plant McIntosh Client: Southern Company Data: McIntosh LF4 CCR

Within Limit

Prediction Limit
Intrawell Non-parametric

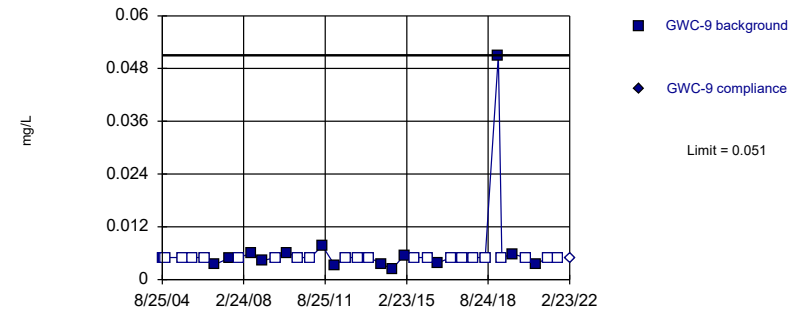


Non-parametric test used in lieu of parametric prediction limit because the Shapiro Wilk normality test showed the data to be non-normal at the 0.01 alpha level. Limit is highest of 38 background values. 34.21% NDs. Well-constituent pair annual alpha = 0.002586. Individual comparison alpha = 0.001294 (1 of 2).

Constituent: Zinc Analysis Run 8/2/2022 5:06 PM View: Appendix I - Intrawell
Plant McIntosh Client: Southern Company Data: McIntosh LF4 CCR

Within Limit

Prediction Limit
Intrawell Non-parametric



Non-parametric test used in lieu of parametric prediction limit because censored data exceeded 50%. Limit is highest of 38 background values. 63.16% NDs. Well-constituent pair annual alpha = 0.002586. Individual comparison alpha = 0.001294 (1 of 2).

Constituent: Zinc Analysis Run 8/2/2022 5:06 PM View: Appendix I - Intrawell
Plant McIntosh Client: Southern Company Data: McIntosh LF4 CCR

Prediction Limit

Constituent: Antimony (mg/L) Analysis Run 8/2/2022 5:13 PM View: Appendix I - Intrawell
Plant McIntosh Client: Southern Company Data: McIntosh LF4 CCR

	GWA-13	GWA-13
12/7/2015	<0.002	
12/15/2015	<0.002	
12/29/2015	<0.002	
1/13/2016	<0.002	
1/25/2016	<0.002	
4/20/2016	<0.002	
6/14/2016	<0.002	
8/9/2016	<0.002	
9/27/2016	<0.002	
11/15/2016	<0.002	
1/12/2017	<0.002	
2/28/2017	<0.002	
4/20/2017	<0.002	
7/18/2017	<0.002	
1/10/2018	<0.002	
7/11/2018	<0.002	
1/29/2019	<0.002	
3/26/2019	<0.002	
9/10/2019	0.00052 (J)	
3/31/2020	<0.002	
9/15/2020	<0.002	
3/16/2021	<0.002	
8/18/2021	<0.002	
2/22/2022		<0.002

Prediction Limit

Constituent: Antimony (mg/L) Analysis Run 8/2/2022 5:13 PM View: Appendix I - Intrawell
Plant McIntosh Client: Southern Company Data: McIntosh LF4 CCR

	GWA-14	GWA-14
12/7/2015	<0.002	
12/15/2015	<0.002	
12/29/2015	<0.002	
1/13/2016	<0.002	
1/25/2016	<0.002	
4/20/2016	<0.002	
6/14/2016	<0.002	
8/9/2016	<0.002	
9/27/2016	<0.002	
11/15/2016	<0.002	
1/11/2017	<0.002	
2/28/2017	<0.002	
4/20/2017	<0.002	
7/19/2017	<0.002	
1/11/2018	<0.002	
7/11/2018	<0.002	
1/29/2019	<0.002	
3/26/2019	<0.002	
9/10/2019	<0.002	
4/1/2020	<0.002	
9/15/2020	0.00039 (J)	
3/16/2021	<0.002	
8/17/2021	<0.002	
2/22/2022		<0.002

Prediction Limit

Constituent: Antimony (mg/L) Analysis Run 8/2/2022 5:13 PM View: Appendix I - Intrawell
Plant McIntosh Client: Southern Company Data: McIntosh LF4 CCR

	GWA-2	GWA-2
8/25/2004	<0.002	
9/11/2004	<0.002	
9/26/2004	<0.002	
10/13/2004	<0.002	
7/11/2005	<0.002	
12/7/2005	<0.002	
6/22/2006	<0.002	
11/28/2006	<0.002	
7/6/2007	<0.002	
12/13/2007	<0.002	
6/20/2008	<0.002	
12/7/2008	<0.002	
7/9/2009	<0.002	
12/28/2009	<0.002	
6/22/2010	<0.002	
1/4/2011	<0.002	
7/9/2011	<0.002	
1/21/2012	<0.002	
7/11/2012	<0.002	
1/20/2013	<0.002	
7/19/2013	<0.002	
1/15/2014	<0.002	
7/11/2014	<0.002 (D)	
1/16/2015	<0.002	
6/20/2015	<0.002	
1/16/2016	<0.002	
4/19/2016	<0.002	
6/14/2016	<0.002	
8/9/2016	<0.002	
9/26/2016	<0.002	
11/15/2016	<0.002	
1/10/2017	<0.002	
2/28/2017	<0.002	
4/19/2017	<0.002	
7/17/2017	<0.002	
1/10/2018	<0.002	
7/11/2018	<0.002	
1/29/2019	<0.002	
3/27/2019	<0.002	
9/11/2019	<0.002	
4/1/2020	0.0004 (J)	
9/15/2020	<0.002	
3/16/2021	<0.002	
8/17/2021	<0.002	
2/22/2022		<0.002

Prediction Limit

Constituent: Antimony (mg/L) Analysis Run 8/2/2022 5:13 PM View: Appendix I - Intrawell
Plant McIntosh Client: Southern Company Data: McIntosh LF4 CCR

	GWA-3	GWA-3
8/25/2004	<0.002	
9/11/2004	<0.002	
9/26/2004	<0.002	
10/13/2004	<0.002	
7/11/2005	<0.002	
12/7/2005	<0.002	
6/22/2006	<0.002	
11/28/2006	<0.002	
7/6/2007	<0.002	
12/13/2007	<0.002	
6/20/2008	<0.002	
12/7/2008	<0.002	
7/9/2009	<0.002	
12/28/2009	<0.002	
6/22/2010	<0.002	
1/5/2011	<0.002	
7/9/2011	<0.002	
1/20/2012	<0.002	
7/11/2012	<0.002	
1/19/2013	<0.002	
7/18/2013	<0.002	
1/15/2014	<0.002	
7/11/2014	<0.002 (D)	
1/15/2015	<0.002	
6/19/2015	<0.002	
1/16/2016	<0.002	
4/19/2016	<0.002	
6/14/2016	<0.002	
8/9/2016	<0.002	
9/27/2016	<0.002	
11/14/2016	<0.002	
1/10/2017	<0.002	
2/28/2017	<0.002	
4/19/2017	<0.002	
7/18/2017	0.0022 (J)	
1/10/2018	<0.002	
7/11/2018	<0.002	
1/29/2019	<0.002	
3/27/2019	<0.002	
9/11/2019	0.00081 (J)	
4/1/2020	<0.002	
9/15/2020	<0.002	
3/16/2021	<0.002	
8/17/2021	<0.002	
2/22/2022		<0.002

Prediction Limit

Constituent: Antimony (mg/L) Analysis Run 8/2/2022 5:13 PM View: Appendix I - Intrawell
Plant McIntosh Client: Southern Company Data: McIntosh LF4 CCR

	GWC-18	GWC-18
12/8/2015	<0.002	
12/14/2015	<0.002	
12/28/2015	<0.002	
1/14/2016	<0.002	
1/26/2016	<0.002	
4/19/2016	<0.002	
6/16/2016	0.00022 (J)	
8/11/2016	<0.002	
9/28/2016	<0.002	
11/16/2016	<0.002	
1/11/2017	<0.002	
3/1/2017	<0.002	
4/25/2017	<0.002	
7/25/2017	<0.002	
1/12/2018	<0.002	
7/11/2018	<0.002	
1/30/2019	<0.002	
3/27/2019	<0.002	
9/11/2019	<0.002	
4/1/2020	<0.002	
9/15/2020	<0.002	
3/17/2021	<0.002	
8/19/2021	<0.002	
2/23/2022		<0.002

Prediction Limit

Constituent: Arsenic (mg/L) Analysis Run 8/2/2022 5:13 PM View: Appendix I - IntraWell
Plant McIntosh Client: Southern Company Data: McIntosh LF4 CCR

	GWA-13	GWA-13
12/7/2015	<0.001	
12/15/2015	<0.001	
12/29/2015	<0.001	
1/13/2016	<0.001	
1/25/2016	<0.001	
4/20/2016	<0.001	
6/14/2016	<0.001	
8/9/2016	<0.001	
9/27/2016	<0.001	
11/15/2016	<0.001	
1/12/2017	<0.001	
2/28/2017	<0.001	
4/20/2017	<0.001	
7/18/2017	<0.001	
1/10/2018	<0.001	
7/11/2018	<0.001	
1/29/2019	<0.001	
3/26/2019	<0.001	
9/10/2019	0.00076 (J)	
3/31/2020	<0.001	
9/15/2020	<0.001	
3/16/2021	<0.001	
8/18/2021	<0.001	
2/22/2022		<0.001

Prediction Limit

Constituent: Arsenic (mg/L) Analysis Run 8/2/2022 5:13 PM View: Appendix I - IntraWell
Plant McIntosh Client: Southern Company Data: McIntosh LF4 CCR

	GWA-14	GWA-14
12/7/2015	<0.001	
12/15/2015	<0.001	
12/29/2015	<0.001	
1/13/2016	<0.001	
1/25/2016	<0.001	
4/20/2016	<0.001	
6/14/2016	<0.001	
8/9/2016	<0.001	
9/27/2016	<0.001	
11/15/2016	<0.001	
1/11/2017	<0.001	
2/28/2017	<0.001	
4/20/2017	<0.001	
7/19/2017	<0.001	
1/11/2018	<0.001	
7/11/2018	<0.001	
1/29/2019	<0.001	
3/26/2019	<0.001	
9/10/2019	0.00043 (J)	
4/1/2020	<0.001	
9/15/2020	<0.001	
3/16/2021	<0.001	
8/17/2021	<0.001	
2/22/2022		<0.001

Prediction Limit

Constituent: Arsenic (mg/L) Analysis Run 8/2/2022 5:13 PM View: Appendix I - IntraWell
Plant McIntosh Client: Southern Company Data: McIntosh LF4 CCR

	GWA-16	GWA-16
12/7/2015	<0.001	
12/14/2015	<0.001	
12/28/2015	<0.001	
1/13/2016	<0.001	
1/25/2016	<0.001	
4/20/2016	<0.001	
6/15/2016	<0.001	
8/9/2016	<0.001	
9/27/2016	<0.001	
11/15/2016	<0.001	
1/11/2017	<0.001	
3/1/2017	<0.001	
4/20/2017	<0.001	
7/19/2017	<0.001	
1/11/2018	<0.001	
7/11/2018	<0.001	
1/29/2019	<0.001	
3/26/2019	<0.001	
9/10/2019	0.00036 (J)	
4/1/2020	<0.001	
9/15/2020	<0.001	
3/16/2021	<0.001	
8/17/2021	<0.001	
2/22/2022		<0.001

Prediction Limit

Constituent: Arsenic (mg/L) Analysis Run 8/2/2022 5:13 PM View: Appendix I - IntraWell
Plant McIntosh Client: Southern Company Data: McIntosh LF4 CCR

	GWA-3	GWA-3
8/25/2004	<0.001	
9/11/2004	<0.001	
9/26/2004	<0.001	
10/13/2004	<0.001	
7/11/2005	<0.001	
12/7/2005	<0.001	
6/22/2006	<0.001	
11/28/2006	<0.001	
7/6/2007	<0.001	
12/13/2007	<0.001	
6/20/2008	<0.001	
12/7/2008	<0.001	
7/9/2009	<0.001	
12/28/2009	<0.001	
6/22/2010	<0.001	
1/5/2011	0.0089 (o)	
7/9/2011	<0.001	
1/20/2012	<0.001	
7/11/2012	<0.001	
1/19/2013	<0.001	
7/18/2013	<0.001	
1/15/2014	<0.001	
7/11/2014	<0.001	
1/15/2015	<0.001	
6/19/2015	<0.001	
1/16/2016	<0.001	
4/19/2016	<0.001	
6/14/2016	<0.001	
8/9/2016	<0.001	
9/27/2016	<0.001	
11/14/2016	<0.001	
1/10/2017	<0.001	
2/28/2017	0.00061 (J)	
4/19/2017	0.00069 (J)	
7/18/2017	<0.001	
1/10/2018	<0.001	
7/11/2018	<0.001	
1/29/2019	<0.001	
3/27/2019	0.0011	
9/11/2019	<0.001	
4/1/2020	<0.001	
9/15/2020	<0.001	
3/16/2021	<0.001	
8/17/2021	<0.001	
2/22/2022		<0.001

Prediction Limit

Constituent: Arsenic (mg/L) Analysis Run 8/2/2022 5:13 PM View: Appendix I - IntraWell
Plant McIntosh Client: Southern Company Data: McIntosh LF4 CCR

	GWC-1	GWC-1
8/25/2004	<0.001	
9/11/2004	<0.001	
9/26/2004	<0.001	
7/11/2005	<0.001	
12/7/2005	<0.001	
6/22/2006	<0.001	
11/28/2006	<0.001	
7/6/2007	<0.001	
12/13/2007	<0.001	
6/20/2008	<0.001	
12/7/2008	<0.001	
7/9/2009	<0.001	
12/28/2009	<0.001	
6/22/2010	<0.001	
1/4/2011	<0.001	
7/9/2011	<0.001	
1/21/2012	<0.001	
7/11/2012	<0.001	
1/20/2013	<0.001	
7/19/2013	<0.001	
1/15/2014	<0.001	
7/11/2014	<0.001	
1/16/2015	<0.001	
6/20/2015	<0.001	
1/16/2016	<0.001	
4/20/2016	<0.001	
6/15/2016	<0.001	
8/10/2016	<0.001	
9/27/2016	<0.001	
11/15/2016	<0.001	
1/12/2017	<0.001	
1/23/2017	<0.001	
3/1/2017	<0.001	
4/20/2017	<0.001	
7/19/2017	<0.001	
1/11/2018	<0.001	
7/12/2018	<0.001	
1/30/2019	<0.001	
3/27/2019	<0.001	
9/11/2019	<0.001	
4/1/2020	<0.001	
9/15/2020	<0.001	
3/16/2021	<0.001	
8/18/2021	0.0004 (J)	
2/23/2022		<0.001

Prediction Limit

Constituent: Arsenic (mg/L) Analysis Run 8/2/2022 5:13 PM View: Appendix I - IntraWell
Plant McIntosh Client: Southern Company Data: McIntosh LF4 CCR

	GWC-10	GWC-10
8/25/2004	<0.0013	
9/11/2004	<0.0013	
9/26/2004	<0.0013	
10/13/2004	<0.0013	
7/11/2005	<0.0013	
12/7/2005	<0.0013	
6/22/2006	<0.0013	
11/28/2006	<0.0013	
7/6/2007	<0.0013	
12/13/2007	<0.0013	
6/20/2008	<0.0013	
12/7/2008	<0.0013	
7/10/2009	<0.0013	
12/29/2009	<0.0013	
6/22/2010	<0.0013	
1/4/2011	<0.0013	
7/10/2011	<0.0013	
1/21/2012	<0.0013	
7/11/2012	<0.0013	
1/20/2013	<0.0013	
7/19/2013	<0.0013	
1/16/2014	<0.0013	
7/10/2014	<0.0013	
1/16/2015	<0.0013	
6/20/2015	<0.0013	
1/16/2016	<0.0013	
4/21/2016	<0.0013	
6/16/2016	0.0004 (J)	
8/10/2016	<0.0013	
9/27/2016	<0.0013	
11/15/2016	<0.0013	
1/12/2017	0.00077 (J)	
3/1/2017	<0.0013	
4/24/2017	<0.0013	
7/24/2017	<0.0013	
1/11/2018	0.00046 (J)	
7/12/2018	<0.0013	
1/30/2019	<0.0013	
3/27/2019	0.0013	
9/11/2019	0.00082 (J)	
4/1/2020	0.00055 (J)	
9/15/2020	0.00041 (J)	
3/16/2021	0.00069 (J)	
8/18/2021	0.00045 (J)	
2/23/2022		0.00048 (J)

Prediction Limit

Constituent: Arsenic (mg/L) Analysis Run 8/2/2022 5:13 PM View: Appendix I - IntraWell
Plant McIntosh Client: Southern Company Data: McIntosh LF4 CCR

	GWC-11	GWC-11
8/25/2004	<0.005	
9/11/2004	<0.005	
9/26/2004	<0.005	
10/13/2004	<0.005	
7/11/2005	<0.005	
12/7/2005	<0.005	
6/22/2006	<0.005	
11/28/2006	<0.005	
7/6/2007	<0.005	
12/13/2007	<0.005	
6/20/2008	<0.005	
12/7/2008	<0.005	
7/10/2009	<0.005	
12/29/2009	<0.005	
6/22/2010	<0.005	
1/5/2011	<0.005	
7/9/2011	<0.005	
1/21/2012	<0.005	
7/11/2012	<0.005	
1/19/2013	<0.005	
7/19/2013	<0.005	
1/15/2014	<0.005	
7/11/2014	<0.005	
1/16/2015	<0.005	
6/20/2015	<0.005	
1/14/2016	<0.005	
4/20/2016	0.00117 (J)	
6/15/2016	0.0013 (J)	
8/10/2016	0.0013	
9/27/2016	0.0011 (J)	
11/15/2016	0.001 (J)	
1/12/2017	0.0016	
3/1/2017	0.00092 (J)	
4/24/2017	0.0011 (J)	
7/24/2017	0.00086 (J)	
1/11/2018	0.0012 (J)	
7/12/2018	0.001 (J)	
1/30/2019	0.0015 (J)	
3/27/2019	0.0013	
9/11/2019	0.0017	
4/2/2020	0.0014	
9/15/2020	0.0011	
3/17/2021	0.0014	
8/18/2021	0.0013	
2/23/2022		0.0013

Prediction Limit

Constituent: Arsenic (mg/L) Analysis Run 8/2/2022 5:13 PM View: Appendix I - IntraWell
Plant McIntosh Client: Southern Company Data: McIntosh LF4 CCR

	GWC-12	GWC-12
8/25/2004	<0.001	
9/11/2004	<0.001	
9/26/2004	<0.001	
10/13/2004	<0.001	
7/11/2005	<0.001	
12/7/2005	<0.001	
6/22/2006	<0.001	
11/28/2006	<0.001	
7/6/2007	<0.001	
12/13/2007	<0.001	
6/20/2008	<0.001	
12/7/2008	<0.001	
7/10/2009	<0.001	
12/28/2009	<0.001	
6/22/2010	<0.001	
1/4/2011	<0.001	
7/9/2011	<0.001	
1/20/2012	<0.001	
7/11/2012	<0.001	
1/19/2013	<0.001	
7/18/2013	<0.001	
1/15/2014	<0.001	
7/11/2014	<0.001	
1/15/2015	<0.001	
6/19/2015	<0.001	
1/16/2016	<0.001	
4/20/2016	<0.001	
6/15/2016	<0.001	
8/10/2016	<0.001	
9/27/2016	<0.001	
11/15/2016	<0.001	
1/12/2017	0.00062 (J)	
3/1/2017	<0.001	
4/20/2017	<0.001	
7/20/2017	0.00053 (J)	
1/11/2018	<0.001	
7/12/2018	<0.001	
1/30/2019	<0.001	
3/27/2019	0.0011	
9/11/2019	0.00032 (J)	
4/1/2020	<0.001	
9/16/2020	<0.001	
3/16/2021	<0.001	
8/18/2021	<0.001	
2/23/2022		<0.001

Prediction Limit

Constituent: Arsenic (mg/L) Analysis Run 8/2/2022 5:13 PM View: Appendix I - Intravel
Plant McIntosh Client: Southern Company Data: McIntosh LF4 CCR

	GWA-15	GWA-15
12/7/2015	<0.001	
12/15/2015	<0.001	
12/28/2015	<0.001	
1/13/2016	<0.001	
1/25/2016	<0.001	
4/21/2016	<0.001	
6/15/2016	<0.001	
8/9/2016	<0.001	
9/27/2016	<0.001	
11/15/2016	<0.001	
1/11/2017	<0.001	
2/28/2017	<0.001	
4/20/2017	<0.001	
7/19/2017	0.00056 (J)	
1/11/2018	<0.001	
7/11/2018	<0.001	
1/29/2019	<0.001	
3/26/2019	0.00075	
9/11/2019	0.00033 (J)	
4/1/2020	<0.001	
9/15/2020	<0.001	
3/17/2021	<0.001	
8/19/2021	<0.001	
2/22/2022		<0.001

Prediction Limit

Constituent: Arsenic (mg/L) Analysis Run 8/2/2022 5:13 PM View: Appendix I - Intravel
Plant McIntosh Client: Southern Company Data: McIntosh LF4 CCR

	GWC-17	GWC-17
12/8/2015	<0.001	
12/14/2015	<0.001	
12/28/2015	<0.001	
1/13/2016	<0.001	
1/26/2016	<0.001	
4/20/2016	<0.001	
6/15/2016	0.00015 (J)	
8/9/2016	<0.001	
9/27/2016	<0.001	
11/15/2016	<0.001	
1/11/2017	<0.001	
3/1/2017	<0.001	
4/20/2017	<0.001	
7/19/2017	0.00047 (J)	
1/11/2018	<0.001	
7/11/2018	<0.001	
1/29/2019	<0.001	
3/27/2019	0.00097	
9/11/2019	0.00038 (J)	
4/1/2020	<0.001	
9/15/2020	<0.001	
3/16/2021	<0.001	
8/19/2021	<0.001	
2/22/2022		<0.001

Prediction Limit

Constituent: Arsenic (mg/L) Analysis Run 8/2/2022 5:13 PM View: Appendix I - Intravel
Plant McIntosh Client: Southern Company Data: McIntosh LF4 CCR

	GWC-18	GWC-18
12/8/2015	<0.0013	
12/14/2015	<0.0013	
12/28/2015	<0.0013	
1/14/2016	<0.0013	
1/26/2016	<0.0013	
4/19/2016	0.00112 (J)	
6/16/2016	0.0011 (J)	
8/11/2016	0.001 (J)	
9/28/2016	0.00062 (J)	
11/16/2016	0.00046 (J)	
1/11/2017	0.00093 (J)	
3/1/2017	0.0006 (J)	
4/25/2017	0.0011 (J)	
7/25/2017	0.001 (J)	
1/12/2018	0.00095 (J)	
7/11/2018	0.0007 (J)	
1/30/2019	<0.0013	
3/27/2019	0.0019	
9/11/2019	0.0012	
4/1/2020	0.00067	
9/15/2020	0.00076 (J)	
3/17/2021	0.00072 (J)	
8/19/2021	0.00059 (J)	
2/23/2022		0.00098 (J)

Prediction Limit

Constituent: Arsenic (mg/L) Analysis Run 8/2/2022 5:13 PM View: Appendix I - Intravel
Plant McIntosh Client: Southern Company Data: McIntosh LF4 CCR

	GWC-19	GWC-19
12/8/2015	<0.001	
12/15/2015	<0.001	
12/28/2015	<0.001	
1/14/2016	<0.001	
1/26/2016	<0.001	
4/19/2016	<0.001	
6/16/2016	0.00026 (J)	
8/10/2016	<0.001	
9/28/2016	<0.001	
11/15/2016	<0.001	
1/16/2017	0.00067 (J)	
3/1/2017	<0.001	
4/25/2017	<0.001	
7/25/2017	<0.001	
1/12/2018	<0.001	
7/11/2018	<0.001	
1/29/2019	<0.001	
3/27/2019	<0.001	
9/11/2019	0.00057 (J)	
4/1/2020	<0.001	
9/16/2020	<0.001	
3/16/2021	<0.001	
8/19/2021	<0.001	
2/23/2022		0.00028 (J)

Prediction Limit

Constituent: Arsenic (mg/L) Analysis Run 8/2/2022 5:13 PM View: Appendix I - Intravel
Plant McIntosh Client: Southern Company Data: McIntosh LF4 CCR

	GWC-20	GWC-20
12/9/2015	<0.001	
12/14/2015	<0.001	
12/29/2015	<0.001	
1/14/2016	<0.001	
1/25/2016	<0.001	
4/21/2016	<0.001	
6/16/2016	0.00014 (J)	
8/10/2016	<0.001	
9/27/2016	<0.001	
11/15/2016	<0.001	
1/13/2017	<0.001	
3/1/2017	<0.001	
4/25/2017	0.00046 (J)	
7/25/2017	<0.001	
1/12/2018	<0.001	
7/11/2018	<0.001	
1/29/2019	<0.001	
3/27/2019	<0.001	
9/11/2019	0.00066 (J)	
4/1/2020	<0.001	
9/15/2020	<0.001	
3/16/2021	<0.001	
8/19/2021	<0.001	
2/22/2022		<0.001

Prediction Limit

Constituent: Arsenic (mg/L) Analysis Run 8/2/2022 5:13 PM View: Appendix I - Intravel
Plant McIntosh Client: Southern Company Data: McIntosh LF4 CCR

	GWC-21	GWC-21
12/9/2015	<0.001	
12/14/2015	<0.001	
12/29/2015	0.0022 (J)	
1/14/2016	0.002 (J)	
1/25/2016	<0.001	
4/21/2016	<0.001	
6/16/2016	0.00046 (J)	
8/10/2016	<0.001	
9/27/2016	0.00084 (J)	
11/15/2016	<0.001	
1/12/2017	<0.001	
3/1/2017	<0.001	
4/24/2017	<0.001	
7/25/2017	<0.001	
1/11/2018	<0.001	
7/11/2018	<0.001	
1/30/2019	<0.001	
3/27/2019	0.00074	
9/11/2019	0.00064 (J)	
4/1/2020	<0.001	
9/15/2020	<0.001	
3/17/2021	<0.001	
8/19/2021	<0.001	
2/23/2022		<0.001

Prediction Limit

Constituent: Arsenic (mg/L) Analysis Run 8/2/2022 5:13 PM View: Appendix I - IntraWell
Plant McIntosh Client: Southern Company Data: McIntosh LF4 CCR

	GWC-23	GWC-23
6/16/2016	0.00043 (J)	
8/10/2016	0.0021	
9/28/2016	0.0011 (J)	
11/16/2016	0.0011 (J)	
1/17/2017	0.00064 (J)	
3/2/2017	<0.001	
4/25/2017	0.0007 (J)	
7/13/2017	<0.001	
7/25/2017	<0.001	
1/12/2018	<0.001	
7/12/2018	<0.001	
1/30/2019	<0.001	
3/27/2019	0.00079	
9/11/2019	0.00051 (J)	
4/1/2020	<0.001	
9/15/2020	<0.001	
3/17/2021	<0.001	
8/19/2021	<0.001	
2/23/2022		<0.001

Prediction Limit

Constituent: Arsenic (mg/L) Analysis Run 8/2/2022 5:13 PM View: Appendix I - IntraWell
Plant McIntosh Client: Southern Company Data: McIntosh LF4 CCR

	GWA-4A	GWA-4A
8/25/2004	<0.001	
9/11/2004	<0.001	
9/26/2004	<0.001	
10/13/2004	<0.001	
7/11/2005	<0.001	
12/7/2005	<0.001	
6/22/2006	<0.001	
11/28/2006	<0.001	
7/6/2007	<0.001	
12/13/2007	<0.001	
6/20/2008	<0.001	
12/7/2008	<0.001	
7/9/2009	<0.001	
12/30/2009	<0.001	
6/22/2010	<0.001	
1/4/2011	<0.001	
7/10/2011	<0.001	
1/21/2012	<0.001	
7/11/2012	<0.001	
1/20/2013	<0.001	
7/19/2013	<0.001	
1/16/2014	<0.001	
7/10/2014	<0.001	
1/16/2015	<0.001	
6/20/2015	<0.001	
1/14/2016	<0.001	
4/20/2016	<0.001	
6/14/2016	0.00016 (J)	
8/11/2016	0.00096 (J)	
9/27/2016	0.0026	
11/14/2016	0.0017	
1/10/2017	0.0021	
2/28/2017	0.0027	
4/20/2017	0.0014	
7/18/2017	0.0012 (J)	
1/10/2018	0.00068 (J)	
7/11/2018	<0.001	
1/29/2019	<0.001	
3/26/2019	0.0005	
9/10/2019	0.00051 (J)	
3/31/2020	<0.001	
9/16/2020	<0.001	
3/17/2021	<0.001	
8/19/2021	<0.001	
2/23/2022		0.00035 (J)

Prediction Limit

Constituent: Arsenic (mg/L) Analysis Run 8/2/2022 5:13 PM View: Appendix I - IntraWell
Plant McIntosh Client: Southern Company Data: McIntosh LF4 CCR

	GWA-5	GWA-5
8/25/2004	<0.001	
9/11/2004	<0.001	
9/26/2004	<0.001	
10/13/2004	<0.001	
7/11/2005	<0.001	
12/7/2005	<0.001	
6/22/2006	<0.001	
11/28/2006	<0.001	
7/6/2007	<0.001	
12/13/2007	<0.001	
6/20/2008	<0.001	
12/7/2008	<0.001	
7/9/2009	<0.001	
12/29/2009	<0.001	
6/22/2010	<0.001	
1/4/2011	<0.001	
7/9/2011	<0.001	
1/21/2012	<0.001	
7/11/2012	<0.001	
1/19/2013	<0.001	
7/18/2013	<0.001	
1/15/2014	<0.001	
7/10/2014	<0.001	
1/15/2015	<0.001	
6/19/2015	<0.001	
1/14/2016	<0.001	
4/20/2016	<0.001	
6/14/2016	5E-05 (J)	
8/9/2016	<0.001	
9/27/2016	<0.001	
11/15/2016	<0.001	
1/11/2017	<0.001	
1/19/2017	<0.001	
1/24/2017	0.0027	
2/28/2017	<0.001	
4/20/2017	<0.001	
7/18/2017	<0.001	
1/10/2018	<0.001	
7/11/2018	<0.001	
1/29/2019	<0.001	
3/26/2019	<0.001	
9/10/2019	0.00035 (J)	
3/31/2020	<0.001	
9/15/2020	<0.001	
3/17/2021	<0.001	
8/19/2021	<0.001	
2/22/2022		<0.001

Prediction Limit

Constituent: Arsenic (mg/L) Analysis Run 8/2/2022 5:13 PM View: Appendix I - IntraWell
Plant McIntosh Client: Southern Company Data: McIntosh LF4 CCR

	GWC-9	GWC-9
8/25/2004	<0.001	
9/11/2004	<0.001	
9/26/2004	<0.001	
10/13/2004	<0.001	
7/11/2005	<0.001	
12/7/2005	<0.001	
6/22/2006	<0.001	
11/28/2006	<0.001	
7/6/2007	<0.001	
12/13/2007	<0.001	
6/20/2008	<0.001	
12/7/2008	<0.001	
7/9/2009	<0.001	
12/29/2009	<0.001	
6/22/2010	<0.001	
1/5/2011	<0.001	
7/9/2011	<0.001	
1/21/2012	<0.001	
7/11/2012	<0.001	
1/19/2013	<0.001	
7/18/2013	<0.001	
1/15/2014	<0.001	
7/10/2014	<0.001	
1/16/2015	<0.001	
6/20/2015	<0.001	
1/14/2016	<0.001	
4/19/2016	<0.001	
6/15/2016	<0.001	
8/10/2016	<0.001	
9/27/2016	<0.001	
11/15/2016	<0.001	
1/13/2017	0.00055 (J)	
3/1/2017	<0.001	
4/24/2017	<0.001	
7/24/2017	<0.001	
1/12/2018	<0.001	
7/12/2018	<0.001	
1/30/2019	<0.001	
3/27/2019	0.00073	
9/11/2019	0.00044 (J)	
4/1/2020	<0.001	
9/16/2020	<0.001	
3/17/2021	<0.001	
8/19/2021	<0.001	
2/23/2022		<0.001

Prediction Limit

Constituent: Barium (mg/L) Analysis Run 8/2/2022 5:13 PM View: Appendix I - IntraWell
Plant McIntosh Client: Southern Company Data: McIntosh LF4 CCR

	GWA-13	GWA-13
12/7/2015	0.015	
12/15/2015	0.015	
12/29/2015	0.016	
1/13/2016	0.017	
1/25/2016	0.017	
4/20/2016	0.0144	
6/14/2016	0.015	
8/9/2016	0.013	
9/27/2016	0.015	
11/15/2016	0.015	
1/12/2017	0.012	
2/28/2017	0.016	
4/20/2017	0.015	
7/18/2017	0.015	
1/10/2018	0.015	
7/11/2018	0.015	
1/29/2019	0.019	
3/26/2019	0.016	
9/10/2019	0.03	
3/31/2020	0.015	
9/15/2020	0.014	
3/16/2021	0.018	
8/18/2021	0.018	
2/22/2022		0.019

Prediction Limit

Constituent: Barium (mg/L) Analysis Run 8/2/2022 5:13 PM View: Appendix I - IntraWell
Plant McIntosh Client: Southern Company Data: McIntosh LF4 CCR

	GWA-14	GWA-14
12/7/2015	0.018	
12/15/2015	0.017	
12/29/2015	0.018	
1/13/2016	0.018	
1/25/2016	0.018	
4/20/2016	0.0143	
6/14/2016	0.012	
8/9/2016	0.011	
9/27/2016	0.01	
11/15/2016	0.012	
1/11/2017	0.011	
2/28/2017	0.011	
4/20/2017	0.011	
7/19/2017	0.012	
1/11/2018	0.012	
7/11/2018	0.012	
1/29/2019	0.013	
3/26/2019	0.012	
9/10/2019	0.016	
4/1/2020	0.013	
9/15/2020	0.012	
3/16/2021	0.013	
8/17/2021	0.014	
2/22/2022		0.014

Prediction Limit

Constituent: Barium (mg/L) Analysis Run 8/2/2022 5:13 PM View: Appendix I - IntraWell
Plant McIntosh Client: Southern Company Data: McIntosh LF4 CCR

	GWA-16	GWA-16
12/7/2015	0.027	
12/14/2015	0.028	
12/28/2015	0.029	
1/13/2016	0.028	
1/25/2016	0.027	
4/20/2016	0.0259	
6/15/2016	0.024	
8/9/2016	0.023	
9/27/2016	0.021	
11/15/2016	0.023	
1/11/2017	0.021	
3/1/2017	0.022	
4/20/2017	0.022	
7/19/2017	0.024	
1/11/2018	0.022	
7/11/2018	0.023	
1/29/2019	0.026	
3/26/2019	0.023	
9/10/2019	0.039	
4/1/2020	0.022	
9/15/2020	0.024	
3/16/2021	0.025	
8/17/2021	0.024	
2/22/2022		0.026

Prediction Limit

Constituent: Barium (mg/L) Analysis Run 8/2/2022 5:13 PM View: Appendix I - Intrawell
Plant McIntosh Client: Southern Company Data: McIntosh LF4 CCR

	GWA-2	GWA-2
8/25/2004	0.018	
9/11/2004	0.019	
9/26/2004	0.02	
10/13/2004	0.017	
7/11/2005	0.012	
12/7/2005	0.014	
6/22/2006	0.018	
11/28/2006	0.015	
7/6/2007	0.014	
12/13/2007	0.014	
6/20/2008	0.018	
12/7/2008	0.013	
7/9/2009	0.019	
12/28/2009	0.012	
6/22/2010	0.02	
1/4/2011	0.02	
7/9/2011	0.028	
1/21/2012	0.026	
7/11/2012	0.038	
1/20/2013	0.025	
7/19/2013	0.018	
1/15/2014	0.026	
7/11/2014	0.029	
1/16/2015	0.021	
6/20/2015	0.031	
1/16/2016	0.031	
4/19/2016	0.0305	
6/14/2016	0.03	
8/9/2016	0.032	
9/26/2016	0.031	
11/15/2016	0.033	
1/10/2017	0.031	
2/28/2017	0.033	
4/19/2017	0.032	
7/17/2017	0.033	
1/10/2018	0.034	
7/11/2018	0.035	
1/29/2019	0.034	
3/27/2019	0.03	
9/11/2019	0.034	
4/1/2020	0.037	
9/15/2020	0.036	
3/16/2021	0.035	
8/17/2021	0.037	
2/22/2022		0.038

Prediction Limit

Constituent: Barium (mg/L) Analysis Run 8/2/2022 5:13 PM View: Appendix I - Intrawell
Plant McIntosh Client: Southern Company Data: McIntosh LF4 CCR

	GWA-3	GWA-3
8/25/2004	0.025	
9/11/2004	0.015	
9/26/2004	0.017	
10/13/2004	0.017	
7/11/2005	0.012	
12/7/2005	0.012	
6/22/2006	0.016	
11/28/2006	0.017	
7/6/2007	0.1 (O)	
12/13/2007	0.01	
6/20/2008	0.026	
12/7/2008	0.097 (O)	
7/9/2009	0.01	
12/28/2009	0.0091	
6/22/2010	0.011	
1/5/2011	0.21 (O)	
7/9/2011	0.035	
1/20/2012	0.021	
7/11/2012	0.009	
1/19/2013	0.01	
7/18/2013	0.014	
1/15/2014	0.016	
7/11/2014	0.016	
1/15/2015	0.014	
6/19/2015	0.013	
1/16/2016	0.021	
4/19/2016	0.0217	
6/14/2016	0.024	
8/9/2016	0.023	
9/27/2016	0.016	
11/14/2016	0.014	
1/10/2017	0.015	
2/28/2017	0.017	
4/19/2017	0.013	
7/18/2017	0.012	
1/10/2018	0.016	
7/11/2018	0.015	
1/29/2019	0.017	
3/27/2019	0.014	
9/11/2019	0.015	
4/1/2020	0.014	
9/15/2020	0.015	
3/16/2021	0.015	
8/17/2021	0.015	
2/22/2022		0.015

Prediction Limit

Constituent: Barium (mg/L) Analysis Run 8/2/2022 5:13 PM View: Appendix I - Intrawell
Plant McIntosh Client: Southern Company Data: McIntosh LF4 CCR

	GWC-1	GWC-1
8/25/2004	0.02	
9/11/2004	0.021	
9/26/2004	0.019	
7/11/2005	0.017	
12/7/2005	0.018	
6/22/2006	0.018	
11/28/2006	0.026	
7/6/2007	0.014	
12/13/2007	0.013	
6/20/2008	0.019	
12/7/2008	0.019	
7/9/2009	0.029	
12/28/2009	0.039	
6/22/2010	0.032	
1/4/2011	0.024	
7/9/2011	0.034	
1/21/2012	0.022	
7/11/2012	0.023	
1/20/2013	0.027	
7/19/2013	0.037	
1/15/2014	0.032	
7/11/2014	0.034	
1/16/2015	0.032	
6/20/2015	0.037	
1/16/2016	0.051	
4/20/2016	0.0554	
6/15/2016	0.046	
8/10/2016	0.042	
9/27/2016	0.042	
11/15/2016	0.042	
1/12/2017	0.046	
1/23/2017	0.023	
3/1/2017	0.048	
4/20/2017	0.046	
7/19/2017	0.045	
1/11/2018	0.046	
7/12/2018	0.045	
1/30/2019	0.05	
3/27/2019	0.045	
9/11/2019	0.038	
4/1/2020	0.041	
9/15/2020	0.038	
3/16/2021	0.039	
8/18/2021	0.034	
2/23/2022		0.039

Prediction Limit

Constituent: Barium (mg/L) Analysis Run 8/2/2022 5:13 PM View: Appendix I - Intrawell

Plant McIntosh Client: Southern Company Data: McIntosh LF4 CCR

	GWC-10	GWC-10
8/25/2004	0.036	
9/11/2004	0.036	
9/26/2004	0.035	
10/13/2004	0.035	
7/11/2005	0.017	
12/7/2005	0.017	
6/22/2006	0.015	
11/28/2006	0.032	
7/6/2007	0.03	
12/13/2007	0.039	
6/20/2008	0.038	
12/7/2008	0.034	
7/10/2009	0.032	
12/29/2009	0.03	
6/22/2010	0.024	
1/4/2011	0.017	
7/10/2011	0.03	
1/21/2012	0.022	
7/11/2012	0.025	
1/20/2013	0.029	
7/19/2013	0.02	
1/16/2014	0.022	
7/10/2014	0.018	
1/16/2015	0.019	
6/20/2015	0.021	
1/16/2016	0.019	
4/21/2016	0.0178	
6/16/2016	0.022	
8/10/2016	0.015	
9/27/2016	0.014	
11/15/2016	0.015	
1/12/2017	0.015	
3/1/2017	0.017	
4/24/2017	0.014	
7/24/2017	0.015	
1/11/2018	0.013	
7/12/2018	0.024	
1/30/2019	0.023	
3/27/2019	0.019	
9/11/2019	0.021	
4/1/2020	0.035	
9/15/2020	0.023	
3/16/2021	0.019	
8/18/2021	0.018	
2/23/2022		0.018

Prediction Limit

Constituent: Barium (mg/L) Analysis Run 8/2/2022 5:13 PM View: Appendix I - Intrawell
Plant McIntosh Client: Southern Company Data: McIntosh LF4 CCR

	GWC-11	GWC-11
8/25/2004	0.018	
9/11/2004	0.022	
9/26/2004	0.022	
10/13/2004	0.017	
7/11/2005	0.015	
12/7/2005	0.012	
6/22/2006	0.012	
11/28/2006	0.013	
7/6/2007	0.012	
12/13/2007	0.013	
6/20/2008	0.026	
12/7/2008	0.093 (O)	
7/10/2009	0.013	
12/29/2009	0.012	
6/22/2010	0.014	
1/5/2011	0.011	
7/9/2011	0.012	
1/21/2012	0.017	
7/11/2012	0.015	
1/19/2013	0.013	
7/19/2013	0.012	
1/15/2014	0.012	
7/11/2014	0.012	
1/16/2015	0.011	
6/20/2015	0.013	
1/14/2016	0.016	
4/20/2016	0.0113	
6/15/2016	0.013	
8/10/2016	0.01	
9/27/2016	0.01	
11/15/2016	0.011	
1/12/2017	0.01	
3/1/2017	0.011	
4/24/2017	0.01	
7/24/2017	0.0089	
1/11/2018	0.01	
7/12/2018	0.016	
1/30/2019	0.014 (J)	
3/27/2019	0.013	
9/11/2019	0.011	
4/2/2020	0.011	
9/15/2020	0.015	
3/17/2021	0.016	
8/18/2021	0.011	
2/23/2022		0.01

Prediction Limit

Constituent: Barium (mg/L) Analysis Run 8/2/2022 5:13 PM View: Appendix I - Intrawell
Plant McIntosh Client: Southern Company Data: McIntosh LF4 CCR

	GWC-12	GWC-12
8/25/2004	0.014	
9/11/2004	0.014	
9/26/2004	0.014	
10/13/2004	0.013	
7/11/2005	0.011	
12/7/2005	0.012	
6/22/2006	0.012	
11/28/2006	0.011	
7/6/2007	0.014	
12/13/2007	0.011	
6/20/2008	0.011	
12/7/2008	0.01	
7/10/2009	0.011	
12/28/2009	0.011	
6/22/2010	0.011	
1/4/2011	0.013	
7/9/2011	0.015	
1/20/2012	0.013	
7/11/2012	0.015	
1/19/2013	0.014	
7/18/2013	0.013	
1/15/2014	0.013	
7/11/2014	0.016	
1/15/2015	0.012	
6/19/2015	0.015	
1/16/2016	0.013	
4/20/2016	0.0114	
6/15/2016	0.0095 (J)	
8/10/2016	0.0094	
9/27/2016	0.011	
11/15/2016	0.0096	
1/12/2017	0.01	
3/1/2017	0.011	
4/20/2017	0.01	
7/20/2017	0.011	
1/11/2018	0.01	
7/12/2018	0.011	
1/30/2019	0.011 (J)	
3/27/2019	0.0099	
9/11/2019	0.01	
4/1/2020	0.0097 (J)	
9/16/2020	0.011	
3/16/2021	0.01	
8/18/2021	0.01	
2/23/2022		0.01

Prediction Limit

Constituent: Barium (mg/L) Analysis Run 8/2/2022 5:13 PM View: Appendix I - IntraWell
Plant McIntosh Client: Southern Company Data: McIntosh LF4 CCR

	GWA-15	GWA-15
12/7/2015	0.027	
12/15/2015	0.028	
12/28/2015	0.026	
1/13/2016	0.026	
1/25/2016	0.027	
4/21/2016	0.0262	
6/15/2016	0.024	
8/9/2016	0.023	
9/27/2016	0.023	
11/15/2016	0.023	
1/11/2017	0.022	
2/28/2017	0.023	
4/20/2017	0.024	
7/19/2017	0.025	
1/11/2018	0.023	
7/11/2018	0.025	
1/29/2019	0.027	
3/26/2019	0.028	
9/11/2019	0.023	
4/1/2020	0.026	
9/15/2020	0.023	
3/17/2021	0.028	
8/19/2021	0.022	
2/22/2022		0.026

Prediction Limit

Constituent: Barium (mg/L) Analysis Run 8/2/2022 5:13 PM View: Appendix I - IntraWell
Plant McIntosh Client: Southern Company Data: McIntosh LF4 CCR

	GWC-17	GWC-17
12/8/2015	0.021	
12/14/2015	0.021	
12/28/2015	0.02	
1/13/2016	0.019	
1/26/2016	0.019	
4/20/2016	0.0188	
6/15/2016	0.017	
8/9/2016	0.018	
9/27/2016	0.016	
11/15/2016	0.017	
1/11/2017	0.017	
3/1/2017	0.017	
4/20/2017	0.016	
7/19/2017	0.017	
1/11/2018	0.017	
7/11/2018	0.017	
1/29/2019	0.02	
3/27/2019	0.017	
9/11/2019	0.021	
4/1/2020	0.019	
9/15/2020	0.018	
3/16/2021	0.017	
8/19/2021	0.017	
2/22/2022		0.019

Prediction Limit

Constituent: Barium (mg/L) Analysis Run 8/2/2022 5:13 PM View: Appendix I - IntraWell
Plant McIntosh Client: Southern Company Data: McIntosh LF4 CCR

	GWC-18	GWC-18
12/8/2015	0.053	
12/14/2015	0.049	
12/28/2015	0.048	
1/14/2016	0.048	
1/26/2016	0.044	
4/19/2016	0.0308	
6/16/2016	0.029	
8/11/2016	0.023	
9/28/2016	0.024	
11/16/2016	0.022	
1/11/2017	0.017	
3/1/2017	0.02	
4/25/2017	0.02	
7/25/2017	0.017	
1/12/2018	0.015	
7/11/2018	0.013	
1/30/2019	0.02	
3/27/2019	0.014	
9/11/2019	0.018	
4/1/2020	0.013	
9/15/2020	0.014	
3/17/2021	0.013	
8/19/2021	0.013	
2/23/2022		0.012

Prediction Limit

Constituent: Barium (mg/L) Analysis Run 8/2/2022 5:13 PM View: Appendix I - IntraWell
Plant McIntosh Client: Southern Company Data: McIntosh LF4 CCR

	GWC-19	GWC-19
12/8/2015	0.057	
12/15/2015	0.052	
12/28/2015	0.041	
1/14/2016	0.038	
1/26/2016	0.034	
4/19/2016	0.023	
6/16/2016	0.017	
8/10/2016	0.013	
9/28/2016	0.013	
11/15/2016	0.013	
1/16/2017	0.014	
3/1/2017	0.017	
4/25/2017	0.015	
7/25/2017	0.012	
1/12/2018	0.014	
7/11/2018	0.018	
1/29/2019	0.016	
3/27/2019	0.013	
9/11/2019	0.015	
4/1/2020	0.013	
9/16/2020	0.012	
3/16/2021	0.0099 (J)	
8/19/2021	0.0095 (J)	
2/23/2022		0.01

Prediction Limit

Constituent: Barium (mg/L) Analysis Run 8/2/2022 5:13 PM View: Appendix I - IntraWell
Plant McIntosh Client: Southern Company Data: McIntosh LF4 CCR

	GWC-20	GWC-20
12/9/2015	0.039	
12/14/2015	0.045	
12/29/2015	0.045	
1/14/2016	0.034	
1/25/2016	0.038	
4/21/2016	0.0325	
6/16/2016	0.027	
8/10/2016	0.025	
9/27/2016	0.023	
11/15/2016	0.022	
1/13/2017	0.021	
3/1/2017	0.021	
4/25/2017	0.02	
7/25/2017	0.02	
1/12/2018	0.021	
7/11/2018	0.021	
1/29/2019	0.017	
3/27/2019	0.018	
9/11/2019	0.021	
4/1/2020	0.016	
9/15/2020	0.021	
3/16/2021	0.016	
8/19/2021	0.017	
2/22/2022		0.018

Prediction Limit

Constituent: Barium (mg/L) Analysis Run 8/2/2022 5:13 PM View: Appendix I - IntraWell
Plant McIntosh Client: Southern Company Data: McIntosh LF4 CCR

	GWC-21	GWC-21
12/9/2015	0.024	
12/14/2015	0.027	
12/29/2015	0.027	
1/14/2016	0.025	
1/25/2016	0.023	
4/21/2016	0.0165	
6/16/2016	0.018	
8/10/2016	0.014	
9/27/2016	0.018	
11/15/2016	0.015	
1/12/2017	0.014	
3/1/2017	0.015	
4/24/2017	0.015	
7/25/2017	0.015	
1/11/2018	0.016	
7/11/2018	0.017	
1/30/2019	0.017	
3/27/2019	0.016	
9/11/2019	0.019	
4/1/2020	0.018	
9/15/2020	0.021	
3/17/2021	0.019	
8/19/2021	0.018	
2/23/2022		0.02

Prediction Limit

Constituent: Barium (mg/L) Analysis Run 8/2/2022 5:13 PM View: Appendix I - IntraWell
Plant McIntosh Client: Southern Company Data: McIntosh LF4 CCR

	GWC-23	GWC-23
6/16/2016	0.057	
8/10/2016	0.072	
9/28/2016	0.076	
11/16/2016	0.057	
1/17/2017	0.049	
3/2/2017	0.067	
4/25/2017	0.049	
7/13/2017	0.04	
7/25/2017	0.038	
1/12/2018	0.037	
7/12/2018	0.037	
1/30/2019	0.034	
3/27/2019	0.027	
9/11/2019	0.023	
4/1/2020	0.024	
9/15/2020	0.024	
3/17/2021	0.024	
8/19/2021	0.019	
2/23/2022		0.024

Prediction Limit

Constituent: Barium (mg/L) Analysis Run 8/2/2022 5:13 PM View: Appendix I - Intrawell
Plant McIntosh Client: Southern Company Data: McIntosh LF4 CCR

	GWA-4A	GWA-4A
8/25/2004	0.0096	
9/11/2004	0.024	
9/26/2004	0.027	
10/13/2004	0.022	
7/11/2005	0.029	
12/7/2005	0.023	
6/22/2006	0.026	
11/28/2006	0.039	
7/6/2007	0.037	
12/13/2007	0.029	
6/20/2008	0.037	
12/7/2008	0.025	
7/9/2009	0.028	
12/30/2009	0.017	
6/22/2010	0.032	
1/4/2011	0.02	
7/10/2011	0.032	
1/21/2012	0.026	
7/11/2012	0.023	
1/20/2013	0.011	
7/19/2013	0.018	
1/16/2014	0.015	
7/10/2014	0.025	
1/16/2015	0.022	
6/20/2015	0.015	
1/14/2016	0.016	
4/20/2016	0.0234	
6/14/2016	0.019	
8/11/2016	0.024	
9/27/2016	0.035	
11/14/2016	0.034	
1/10/2017	0.021	
2/28/2017	0.021	
4/20/2017	0.019	
7/18/2017	0.018	
1/10/2018	0.021	
7/11/2018	0.029	
1/29/2019	0.025	
3/26/2019	0.023	
9/10/2019	0.026	
3/31/2020	0.017	
9/16/2020	0.016	
3/17/2021	0.014	
8/19/2021	0.013	
2/23/2022		0.015

Prediction Limit

Constituent: Barium (mg/L) Analysis Run 8/2/2022 5:13 PM View: Appendix I - Intrawell
Plant McIntosh Client: Southern Company Data: McIntosh LF4 CCR

	GWA-5	GWA-5
8/25/2004	0.016	
9/11/2004	0.02	
9/26/2004	0.016	
10/13/2004	0.014	
7/11/2005	0.014	
12/7/2005	0.014	
6/22/2006	0.019	
11/28/2006	0.016	
7/6/2007	0.018	
12/13/2007	0.015	
6/20/2008	0.018	
12/7/2008	0.016	
7/9/2009	0.019	
12/29/2009	0.02	
6/22/2010	0.027	
1/4/2011	0.025	
7/9/2011	0.022	
1/21/2012	0.024	
7/11/2012	0.024	
1/19/2013	0.026	
7/18/2013	0.024	
1/15/2014	0.026	
7/10/2014	0.036	
1/15/2015	0.035	
6/19/2015	0.066	
1/14/2016	0.059	
4/20/2016	0.0553	
6/14/2016	0.035	
8/9/2016	0.035	
9/27/2016	0.038	
11/15/2016	0.039	
1/11/2017	0.037	
1/19/2017	0.079	
1/24/2017	0.42 (o)	
2/28/2017	0.042	
4/20/2017	0.04	
7/18/2017	0.04	
1/10/2018	0.048	
7/11/2018	0.044	
1/29/2019	0.05	
3/26/2019	0.046	
9/10/2019	0.044	
3/31/2020	0.044	
9/15/2020	0.041	
3/17/2021	0.04	
8/19/2021	0.038	
2/22/2022		0.041

Prediction Limit

Constituent: Barium (mg/L) Analysis Run 8/2/2022 5:13 PM View: Appendix I - Intrawell
Plant McIntosh Client: Southern Company Data: McIntosh LF4 CCR

	GWC-9	GWC-9
8/25/2004	0.029	
9/11/2004	0.031	
9/26/2004	0.03	
10/13/2004	0.024	
7/11/2005	0.022	
12/7/2005	0.032	
6/22/2006	0.026	
11/28/2006	0.02	
7/6/2007	0.018	
12/13/2007	0.017	
6/20/2008	0.018	
12/7/2008	0.016	
7/9/2009	0.019	
12/29/2009	0.02	
6/22/2010	0.022	
1/5/2011	0.021	
7/9/2011	0.021	
1/21/2012	0.021	
7/11/2012	0.021	
1/19/2013	0.024	
7/18/2013	0.024	
1/15/2014	0.022	
7/10/2014	0.023	
1/16/2015	0.015	
6/20/2015	0.024	
1/14/2016	0.026	
4/19/2016	0.0274	
6/15/2016	0.024	
8/10/2016	0.031	
9/27/2016	0.029	
11/15/2016	0.029	
1/13/2017	0.025	
3/1/2017	0.03	
4/24/2017	0.024	
7/24/2017	0.026	
1/12/2018	0.027	
7/12/2018	0.031	
1/30/2019	0.032	
3/27/2019	0.023	
9/11/2019	0.029	
4/1/2020	0.021	
9/16/2020	0.033	
3/17/2021	0.041	
8/19/2021	0.024	
2/23/2022		0.026

Prediction Limit

Constituent: Beryllium (mg/L) Analysis Run 8/2/2022 5:13 PM View: Appendix I - Intrawell
Plant McIntosh Client: Southern Company Data: McIntosh LF4 CCR

	GWA-13	GWA-13
12/7/2015	<0.0025	
12/15/2015	<0.0025	
1/13/2016	<0.0025	
1/25/2016	<0.0025	
4/20/2016	<0.0025	
6/14/2016	7.1E-05 (J)	
8/9/2016	<0.0025	
9/27/2016	<0.0025	
11/15/2016	<0.0025	
1/12/2017	<0.0025	
2/28/2017	<0.0025	
4/20/2017	<0.0025	
7/18/2017	<0.0025	
1/10/2018	<0.0025	
7/11/2018	<0.0025	
1/29/2019	<0.0025	
3/26/2019	<0.0025	
9/10/2019	0.0008 (J)	
3/31/2020	<0.0025	
9/15/2020	<0.0025	
3/16/2021	0.0002 (J)	
8/18/2021	<0.0025	
2/22/2022		<0.0025

Prediction Limit

Constituent: Beryllium (mg/L) Analysis Run 8/2/2022 5:13 PM View: Appendix I - Intrawell
Plant McIntosh Client: Southern Company Data: McIntosh LF4 CCR

	GWA-14	GWA-14
12/7/2015	<0.0025	
12/15/2015	<0.0025	
12/29/2015	<0.0025	
1/13/2016	<0.0025	
1/25/2016	<0.0025	
4/20/2016	<0.0025	
6/14/2016	4.4E-05 (J)	
8/9/2016	<0.0025	
9/27/2016	<0.0025	
11/15/2016	<0.0025	
1/11/2017	<0.0025	
2/28/2017	<0.0025	
4/20/2017	<0.0025	
7/19/2017	<0.0025	
1/11/2018	<0.0025	
7/11/2018	<0.0025	
1/29/2019	<0.0025	
3/26/2019	<0.0025	
9/10/2019	0.00025 (J)	
4/1/2020	<0.0025	
9/15/2020	<0.0025	
3/16/2021	<0.0025	
8/17/2021	<0.0025	
2/22/2022		<0.0025

Prediction Limit

Constituent: Beryllium (mg/L) Analysis Run 8/2/2022 5:13 PM View: Appendix I - Intrawell
Plant McIntosh Client: Southern Company Data: McIntosh LF4 CCR

	GWA-16	GWA-16
12/7/2015	<0.0025	
12/14/2015	<0.0025	
12/28/2015	<0.0025	
1/13/2016	<0.0025	
1/25/2016	<0.0025	
4/20/2016	<0.0025	
6/15/2016	0.00011 (J)	
8/9/2016	<0.0025	
9/27/2016	<0.0025	
11/15/2016	<0.0025	
1/11/2017	<0.0025	
3/1/2017	<0.0025	
4/20/2017	<0.0025	
7/19/2017	<0.0025	
1/11/2018	<0.0025	
7/11/2018	<0.0025	
1/29/2019	<0.0025	
3/26/2019	<0.0025	
9/10/2019	0.00036 (J)	
4/1/2020	<0.0025	
9/15/2020	<0.0025	
3/16/2021	<0.0025	
8/17/2021	<0.0025	
2/22/2022		<0.0025

Prediction Limit

Constituent: Beryllium (mg/L) Analysis Run 8/2/2022 5:13 PM View: Appendix I - Intrawell
Plant McIntosh Client: Southern Company Data: McIntosh LF4 CCR

	GWA-2	GWA-2
8/25/2004	<0.0025	
9/11/2004	<0.0025	
9/26/2004	<0.0025	
10/13/2004	<0.0025	
7/11/2005	<0.0025	
12/7/2005	<0.0025	
6/22/2006	<0.0025	
11/28/2006	<0.0025	
7/6/2007	<0.0025	
12/13/2007	<0.0025	
6/20/2008	<0.0025	
12/7/2008	<0.0025	
7/9/2009	<0.0025	
12/28/2009	<0.0025	
6/22/2010	<0.0025	
1/4/2011	<0.0025	
7/9/2011	<0.0025	
1/21/2012	<0.0025	
7/11/2012	<0.0025	
1/20/2013	<0.0025	
7/19/2013	<0.0025	
1/15/2014	0.00011 (J)	
7/11/2014	0.0001 (J)	
1/16/2015	<0.0025	
6/20/2015	<0.0025	
1/16/2016	<0.0025	
4/19/2016	<0.0025	
6/14/2016	6.5E-05 (J)	
8/9/2016	<0.0025	
9/26/2016	<0.0025	
11/15/2016	<0.0025	
1/10/2017	<0.0025	
2/28/2017	<0.0025	
4/19/2017	<0.0025	
7/17/2017	<0.0025	
1/10/2018	<0.0025	
7/11/2018	<0.0025	
1/29/2019	6.3E-05 (J)	
3/27/2019	<0.0025	
9/11/2019	<0.0025	
4/1/2020	<0.0025	
9/15/2020	0.00024 (J)	
3/16/2021	<0.0025	
8/17/2021	0.00018 (J)	
2/22/2022		<0.0025

Prediction Limit

Constituent: Beryllium (mg/L) Analysis Run 8/2/2022 5:13 PM View: Appendix I - Intrawell
Plant McIntosh Client: Southern Company Data: McIntosh LF4 CCR

	GWA-3	GWA-3
8/25/2004	<0.0025	
9/11/2004	<0.0025	
9/26/2004	<0.0025	
10/13/2004	<0.0025	
7/11/2005	<0.0025	
12/7/2005	<0.0025	
6/22/2006	<0.0025	
11/28/2006	<0.0025	
7/6/2007	<0.0025	
12/13/2007	<0.0025	
6/20/2008	<0.0025	
12/7/2008	<0.0025	
7/9/2009	<0.0025	
12/28/2009	<0.0025	
6/22/2010	<0.0025	
1/5/2011	0.0018	
7/9/2011	<0.0025	
1/20/2012	<0.0025	
7/11/2012	<0.0025	
1/19/2013	<0.0025	
7/18/2013	<0.0025	
1/15/2014	<0.0025	
7/11/2014	<0.0025	
1/15/2015	<0.0025	
6/19/2015	<0.0025	
1/16/2016	<0.0025	
4/19/2016	<0.0025	
6/14/2016	3.2E-05 (J)	
8/9/2016	<0.0025	
9/27/2016	<0.0025	
11/14/2016	<0.0025	
1/10/2017	<0.0025	
2/28/2017	<0.0025	
4/19/2017	<0.0025	
7/18/2017	<0.0025	
1/10/2018	<0.0025	
7/11/2018	<0.0025	
1/29/2019	<0.0025	
3/27/2019	<0.0025	
9/11/2019	<0.0025	
4/1/2020	<0.0025	
9/15/2020	<0.0025	
3/16/2021	<0.0025	
8/17/2021	<0.0025	
2/22/2022		<0.0025

Prediction Limit

Constituent: Beryllium (mg/L) Analysis Run 8/2/2022 5:13 PM View: Appendix I - Intrawell
Plant McIntosh Client: Southern Company Data: McIntosh LF4 CCR

	GWC-1	GWC-1
8/25/2004	<0.0025	
9/11/2004	<0.0025	
9/26/2004	<0.0025	
7/11/2005	<0.0025	
12/7/2005	<0.0025	
6/22/2006	<0.0025	
11/28/2006	<0.0025	
7/6/2007	<0.0025	
12/13/2007	<0.0025	
6/20/2008	<0.0025	
12/7/2008	<0.0025	
7/9/2009	<0.0025	
12/28/2009	<0.0025	
6/22/2010	<0.0025	
1/4/2011	<0.0025	
7/9/2011	<0.0025	
1/21/2012	<0.0025	
7/11/2012	<0.0025	
1/20/2013	<0.0025	
7/19/2013	<0.0025	
1/15/2014	0.00016 (J)	
7/11/2014	0.00018 (J)	
1/16/2015	0.00016 (J)	
6/20/2015	0.00017 (J)	
1/16/2016	8E-05 (J)	
4/20/2016	<0.0025	
6/15/2016	0.00012 (J)	
8/10/2016	<0.0025	
9/27/2016	<0.0025	
11/15/2016	<0.0025	
1/12/2017	<0.0025	
1/23/2017	<0.0025	
3/1/2017	<0.0025	
4/20/2017	<0.0025	
7/19/2017	<0.0025	
1/11/2018	<0.0025	
7/12/2018	<0.0025	
1/30/2019	<0.0025	
3/27/2019	<0.0025	
9/11/2019	0.00021 (J)	
4/1/2020	<0.0025	
9/15/2020	<0.0025	
3/16/2021	0.00022 (J)	
8/18/2021	0.00018 (J)	
2/23/2022		<0.0025

Prediction Limit

Constituent: Beryllium (mg/L) Analysis Run 8/2/2022 5:13 PM View: Appendix I - Intrawell
Plant McIntosh Client: Southern Company Data: McIntosh LF4 CCR

	GWC-10	GWC-10
8/25/2004	<0.0025	
9/11/2004	<0.0025	
9/26/2004	<0.0025	
10/13/2004	<0.0025	
7/11/2005	<0.0025	
12/7/2005	<0.0025	
6/22/2006	<0.0025	
11/28/2006	<0.0025	
7/6/2007	<0.0025	
12/13/2007	<0.0025	
6/20/2008	<0.0025	
12/7/2008	<0.0025	
7/10/2009	<0.0025	
12/29/2009	<0.0025	
6/22/2010	<0.0025	
1/4/2011	<0.0025	
7/10/2011	<0.0025	
1/21/2012	<0.0025	
7/11/2012	<0.0025	
1/20/2013	<0.0025	
7/19/2013	<0.0025	
1/16/2014	<0.0025	
7/10/2014	<0.0025	
1/16/2015	<0.0025	
6/20/2015	0.00013 (J)	
1/16/2016	<0.0025	
4/21/2016	<0.0025	
6/16/2016	8.5E-05 (J)	
8/10/2016	<0.0025	
9/27/2016	<0.0025	
11/15/2016	<0.0025	
1/12/2017	<0.0025	
3/1/2017	<0.0025	
4/24/2017	<0.0025	
7/24/2017	<0.0025	
1/11/2018	<0.0025	
7/12/2018	<0.0025	
1/30/2019	<0.0025	
3/27/2019	<0.0025	
9/11/2019	<0.0025	
4/1/2020	<0.0025	
9/15/2020	<0.0025	
3/16/2021	0.00033 (J)	
8/18/2021	<0.0025	
2/23/2022		<0.0025

Prediction Limit

Constituent: Beryllium (mg/L) Analysis Run 8/2/2022 5:13 PM View: Appendix I - Intrawell
Plant McIntosh Client: Southern Company Data: McIntosh LF4 CCR

	GWC-11	GWC-11
8/25/2004	<0.0025	
9/11/2004	<0.0025	
9/26/2004	<0.0025	
10/13/2004	<0.0025	
7/11/2005	<0.0025	
12/7/2005	<0.0025	
6/22/2006	<0.0025	
11/28/2006	<0.0025	
7/6/2007	<0.0025	
12/13/2007	<0.0025	
6/20/2008	<0.0025	
12/7/2008	<0.0025	
7/10/2009	<0.0025	
12/29/2009	<0.0025	
6/22/2010	<0.0025	
1/5/2011	<0.0025	
7/9/2011	<0.0025	
1/21/2012	<0.0025	
7/11/2012	<0.0025	
1/19/2013	<0.0025	
7/19/2013	<0.0025	
1/15/2014	<0.0025	
7/11/2014	<0.0025	
1/16/2015	<0.0025	
6/20/2015	<0.0025	
1/14/2016	<0.0025	
4/20/2016	<0.0025	
6/15/2016	<0.0025	
8/10/2016	<0.0025	
9/27/2016	<0.0025	
11/15/2016	<0.0025	
1/12/2017	<0.0025	
3/1/2017	<0.0025	
4/24/2017	<0.0025	
7/24/2017	<0.0025	
1/11/2018	<0.0025	
7/12/2018	<0.0025	
1/30/2019	<0.0025	
3/27/2019	<0.0025	
9/11/2019	<0.0025	
4/2/2020	0.00023 (J)	
9/15/2020	<0.0025	
3/17/2021	0.00048 (J)	
8/18/2021	<0.0025	
2/23/2022		<0.0025

Prediction Limit

Constituent: Beryllium (mg/L) Analysis Run 8/2/2022 5:13 PM View: Appendix I - Intrawell
Plant McIntosh Client: Southern Company Data: McIntosh LF4 CCR

	GWC-12	GWC-12
8/25/2004	<0.0025	
9/11/2004	<0.0025	
9/26/2004	<0.0025	
10/13/2004	<0.0025	
7/11/2005	<0.0025	
12/7/2005	<0.0025	
6/22/2006	<0.0025	
11/28/2006	<0.0025	
7/6/2007	<0.0025	
12/13/2007	<0.0025	
6/20/2008	<0.0025	
12/7/2008	<0.0025	
7/10/2009	<0.0025	
12/28/2009	<0.0025	
6/22/2010	<0.0025	
1/4/2011	<0.0025	
7/9/2011	<0.0025	
1/20/2012	<0.0025	
7/11/2012	<0.0025	
1/19/2013	<0.0025	
7/18/2013	<0.0025	
1/15/2014	0.00017 (J)	
7/11/2014	0.00024 (J)	
1/15/2015	0.00015 (J)	
6/19/2015	0.00016 (J)	
1/16/2016	0.00014 (J)	
4/20/2016	<0.0025	
6/15/2016	0.00014 (J)	
8/10/2016	<0.0025	
9/27/2016	<0.0025	
11/15/2016	<0.0025	
1/12/2017	<0.0025	
3/1/2017	<0.0025	
4/20/2017	<0.0025	
7/20/2017	<0.0025	
1/11/2018	<0.0025	
7/12/2018	<0.0025	
1/30/2019	<0.0025	
3/27/2019	<0.0025	
9/11/2019	0.00022 (J)	
4/1/2020	<0.0025	
9/16/2020	<0.0025	
3/16/2021	0.00037 (J)	
8/18/2021	<0.0025	
2/23/2022		<0.0025

Prediction Limit

Constituent: Beryllium (mg/L) Analysis Run 8/2/2022 5:13 PM View: Appendix I - Intrawell
Plant McIntosh Client: Southern Company Data: McIntosh LF4 CCR

	GWA-15	GWA-15
12/7/2015	<0.0025	
12/15/2015	<0.0025	
12/28/2015	<0.0025	
1/13/2016	<0.0025	
1/25/2016	<0.0025	
4/21/2016	<0.0025	
6/15/2016	3.8E-05 (J)	
8/9/2016	<0.0025	
9/27/2016	<0.0025	
11/15/2016	<0.0025	
1/11/2017	<0.0025	
2/28/2017	<0.0025	
4/20/2017	<0.0025	
7/19/2017	<0.0025	
1/11/2018	<0.0025	
7/11/2018	<0.0025	
1/29/2019	<0.0025	
3/26/2019	<0.0025	
9/11/2019	<0.0025	
4/1/2020	<0.0025	
9/15/2020	<0.0025	
3/17/2021	<0.0025	
8/19/2021	<0.0025	
2/22/2022		<0.0025

Prediction Limit

Constituent: Beryllium (mg/L) Analysis Run 8/2/2022 5:13 PM View: Appendix I - Intrawell
Plant McIntosh Client: Southern Company Data: McIntosh LF4 CCR

	GWC-17	GWC-17
12/8/2015	0.00046 (J)	
12/14/2015	0.00052 (J)	
12/28/2015	0.00057 (J)	
1/13/2016	0.00056 (J)	
1/26/2016	0.00057 (J)	
4/20/2016	<0.003 (o)	
6/15/2016	0.00056 (J)	
8/9/2016	0.00054 (J)	
9/27/2016	0.00056 (J)	
11/15/2016	0.00047 (J)	
1/11/2017	0.00066 (J)	
3/1/2017	0.00066 (J)	
4/20/2017	0.00055 (J)	
7/19/2017	0.00061 (J)	
1/11/2018	0.00064 (J)	
7/11/2018	0.00065 (J)	
1/29/2019	0.00062 (J)	
3/27/2019	0.00062	
9/11/2019	0.001	
4/1/2020	0.00058 (J)	
9/15/2020	0.00063 (J)	
3/16/2021	0.00062 (J)	
8/19/2021	0.00057 (J)	
2/22/2022		0.00078 (J)

Prediction Limit

Constituent: Beryllium (mg/L) Analysis Run 8/2/2022 5:13 PM View: Appendix I - Intrawell
Plant McIntosh Client: Southern Company Data: McIntosh LF4 CCR

	GWC-18	GWC-18
12/8/2015	<0.0025	
12/14/2015	<0.0025	
12/28/2015	<0.0025	
1/14/2016	<0.0025	
1/26/2016	<0.0025	
4/19/2016	<0.0025	
6/16/2016	<0.0025	
8/11/2016	<0.0025	
9/28/2016	<0.0025	
11/16/2016	<0.0025	
1/11/2017	<0.0025	
3/1/2017	<0.0025	
4/25/2017	<0.0025	
7/25/2017	<0.0025	
1/12/2018	<0.0025	
7/11/2018	<0.0025	
1/30/2019	<0.0025	
3/27/2019	<0.0025	
9/11/2019	0.00026 (J)	
4/1/2020	<0.0025	
9/15/2020	<0.0025	
3/17/2021	<0.0025	
8/19/2021	<0.0025	
2/23/2022		<0.0025

Prediction Limit

Constituent: Beryllium (mg/L) Analysis Run 8/2/2022 5:13 PM View: Appendix I - Intrawell
Plant McIntosh Client: Southern Company Data: McIntosh LF4 CCR

	GWC-19	GWC-19
12/8/2015	0.00018 (J)	
12/15/2015	0.00014 (J)	
12/28/2015	9E-05 (J)	
1/14/2016	0.0001 (J)	
1/26/2016	0.00011 (J)	
4/19/2016	<0.0025	
6/16/2016	0.00011 (J)	
8/10/2016	<0.0025	
9/28/2016	<0.0025	
11/15/2016	<0.0025	
1/16/2017	<0.0025	
3/1/2017	<0.0025	
4/25/2017	<0.0025	
7/25/2017	<0.0025	
1/12/2018	<0.0025	
7/11/2018	<0.0025	
1/29/2019	0.00023 (J)	
3/27/2019	<0.0025	
9/11/2019	0.00058 (J)	
4/1/2020	<0.0025	
9/16/2020	0.00022 (J)	
3/16/2021	0.00024 (J)	
8/19/2021	<0.0025	
2/23/2022		0.00031 (J)

Prediction Limit

Constituent: Beryllium (mg/L) Analysis Run 8/2/2022 5:13 PM View: Appendix I - Intrawell
Plant McIntosh Client: Southern Company Data: McIntosh LF4 CCR

	GWC-20	GWC-20
12/9/2015	0.00026 (J)	
12/14/2015	0.00032 (J)	
12/29/2015	0.00043 (J)	
1/14/2016	0.00032 (J)	
1/25/2016	0.00038 (J)	
4/21/2016	<0.0025	
6/16/2016	0.00032 (J)	
8/10/2016	<0.0025	
9/27/2016	<0.0025	
11/15/2016	<0.0025	
1/13/2017	<0.0025	
3/1/2017	<0.0025	
4/25/2017	<0.0025	
7/25/2017	<0.0025	
1/12/2018	<0.0025	
7/11/2018	<0.0025	
1/29/2019	0.00016 (J)	
3/27/2019	<0.0025	
9/11/2019	0.00052 (J)	
4/1/2020	<0.0025	
9/15/2020	0.00025 (J)	
3/16/2021	0.00022 (J)	
8/19/2021	<0.0025	
2/22/2022		<0.0025

Prediction Limit

Constituent: Beryllium (mg/L) Analysis Run 8/2/2022 5:13 PM View: Appendix I - Intrawell
Plant McIntosh Client: Southern Company Data: McIntosh LF4 CCR

	GWC-21	GWC-21
12/9/2015	<0.0025	
12/14/2015	<0.0025	
12/29/2015	<0.0025	
1/14/2016	<0.0025	
1/25/2016	<0.0025	
4/21/2016	<0.0025	
6/16/2016	<0.0025	
8/10/2016	<0.0025	
9/27/2016	0.00064 (J)	
11/15/2016	<0.0025	
1/12/2017	<0.0025	
3/1/2017	<0.0025	
4/24/2017	<0.0025	
7/25/2017	<0.0025	
1/11/2018	<0.0025	
7/11/2018	<0.0025	
1/30/2019	<0.0025	
3/27/2019	<0.0025	
9/11/2019	0.00054 (J)	
4/1/2020	<0.0025	
9/15/2020	<0.0025	
3/17/2021	<0.0025	
8/19/2021	<0.0025	
2/23/2022		<0.0025

Prediction Limit

Constituent: Beryllium (mg/L) Analysis Run 8/2/2022 5:13 PM View: Appendix I - Intrawell
Plant McIntosh Client: Southern Company Data: McIntosh LF4 CCR

	GWC-23	GWC-23
6/16/2016	<0.0025	
8/10/2016	<0.0025	
9/28/2016	<0.0025	
11/16/2016	<0.0025	
1/17/2017	<0.0025	
3/2/2017	<0.0025	
4/25/2017	<0.0025	
7/13/2017	<0.0025	
7/25/2017	<0.0025	
1/12/2018	<0.0025	
7/12/2018	<0.0025	
1/30/2019	<0.0025	
3/27/2019	<0.0025	
9/11/2019	0.00026 (J)	
4/1/2020	<0.0025	
9/15/2020	<0.0025	
3/17/2021	0.00018 (J)	
8/19/2021	<0.0025	
2/23/2022		<0.0025

Prediction Limit

Constituent: Beryllium (mg/L) Analysis Run 8/2/2022 5:13 PM View: Appendix I - Intrawell
Plant McIntosh Client: Southern Company Data: McIntosh LF4 CCR

	GWA-4A	GWA-4A
8/25/2004	<0.0025	
9/11/2004	<0.0025	
9/26/2004	<0.0025	
10/13/2004	<0.0025	
7/11/2005	<0.0025	
12/7/2005	<0.0025	
6/22/2006	<0.0025	
11/28/2006	<0.0025	
7/6/2007	<0.0025	
12/13/2007	<0.0025	
6/20/2008	<0.0025	
12/7/2008	<0.0025	
7/9/2009	<0.0025	
12/30/2009	<0.0025	
6/22/2010	<0.0025	
1/4/2011	<0.0025	
7/10/2011	<0.0025	
1/21/2012	<0.0025	
7/11/2012	<0.0025	
1/20/2013	<0.0025	
7/19/2013	<0.0025	
1/16/2014	<0.0025	
7/10/2014	0.0001 (J)	
1/16/2015	<0.0025	
6/20/2015	<0.0025	
1/14/2016	<0.0025	
4/20/2016	<0.0025	
6/14/2016	8.7E-05 (J)	
8/11/2016	<0.0025	
9/27/2016	<0.0025	
11/14/2016	<0.0025	
1/10/2017	<0.0025	
2/28/2017	<0.0025	
4/20/2017	<0.0025	
7/18/2017	<0.0025	
1/10/2018	<0.0025	
7/11/2018	<0.0025	
1/29/2019	0.00011 (J)	
3/26/2019	<0.0025	
9/10/2019	0.0006 (J)	
3/31/2020	<0.0025	
9/16/2020	<0.0025	
3/17/2021	<0.0025	
8/19/2021	<0.0025	
2/23/2022		<0.0025

Prediction Limit

Constituent: Beryllium (mg/L) Analysis Run 8/2/2022 5:13 PM View: Appendix I - Intrawell
Plant McIntosh Client: Southern Company Data: McIntosh LF4 CCR

	GWA-5	GWA-5
8/25/2004	<0.0025	
9/11/2004	<0.0025	
9/26/2004	<0.0025	
10/13/2004	<0.0025	
7/11/2005	0.0011	
12/7/2005	<0.0025	
6/22/2006	<0.0025	
11/28/2006	<0.0025	
7/6/2007	<0.0025	
12/13/2007	<0.0025	
6/20/2008	<0.0025	
12/7/2008	<0.0025	
7/9/2009	<0.0025	
12/29/2009	<0.0025	
6/22/2010	<0.0025	
1/4/2011	<0.0025	
7/9/2011	<0.0025	
1/21/2012	<0.0025	
7/11/2012	<0.0025	
1/19/2013	<0.0025	
7/18/2013	<0.0025	
1/15/2014	<0.0025	
7/10/2014	<0.0025	
1/15/2015	<0.0025	
6/19/2015	0.00013 (J)	
1/14/2016	<0.0025	
4/20/2016	<0.0025	
6/14/2016	5.4E-05 (J)	
8/9/2016	<0.0025	
9/27/2016	<0.0025	
11/15/2016	<0.0025	
1/11/2017	<0.0025	
1/19/2017	<0.0025	
1/24/2017	<0.0025	
2/28/2017	<0.0025	
4/20/2017	<0.0025	
7/18/2017	<0.0025	
1/10/2018	<0.0025	
7/11/2018	<0.0025	
1/29/2019	<0.0025	
3/26/2019	<0.0025	
9/10/2019	<0.0025	
3/31/2020	<0.0025	
9/15/2020	<0.0025	
3/17/2021	<0.0025	
8/19/2021	<0.0025	
2/22/2022		<0.0025

Prediction Limit

Constituent: Beryllium (mg/L) Analysis Run 8/2/2022 5:13 PM View: Appendix I - Intrawell
Plant McIntosh Client: Southern Company Data: McIntosh LF4 CCR

	GWC-9	GWC-9
8/25/2004	<0.0025	
9/11/2004	<0.0025	
9/26/2004	<0.0025	
10/13/2004	<0.0025	
7/11/2005	<0.0025	
12/7/2005	<0.0025	
6/22/2006	<0.0025	
11/28/2006	<0.0025	
7/6/2007	<0.0025	
12/13/2007	<0.0025	
6/20/2008	<0.0025	
12/7/2008	<0.0025	
7/9/2009	<0.0025	
12/29/2009	<0.0025	
6/22/2010	<0.0025	
1/5/2011	<0.0025	
7/9/2011	<0.0025	
1/21/2012	<0.0025	
7/11/2012	<0.0025	
1/19/2013	<0.0025	
7/18/2013	<0.0025	
1/15/2014	<0.0025	
7/10/2014	0.0001 (J)	
1/16/2015	<0.0025	
6/20/2015	<0.0025	
1/14/2016	<0.0025	
4/19/2016	<0.0025	
6/15/2016	7.7E-05 (J)	
8/10/2016	<0.0025	
9/27/2016	<0.0025	
11/15/2016	<0.0025	
1/13/2017	<0.0025	
3/1/2017	<0.0025	
4/24/2017	<0.0025	
7/24/2017	<0.0025	
1/12/2018	<0.0025	
7/12/2018	<0.0025	
1/30/2019	<0.0025	
3/27/2019	<0.0025	
9/11/2019	0.00021 (J)	
4/1/2020	<0.0025	
9/16/2020	<0.0025	
3/17/2021	0.00024 (J)	
8/19/2021	<0.0025	
2/23/2022		<0.0025

Prediction Limit

Constituent: Cadmium (mg/L) Analysis Run 8/2/2022 5:13 PM View: Appendix I - Intrawell
Plant McIntosh Client: Southern Company Data: McIntosh LF4 CCR

	GWA-13	GWA-13
12/7/2015	<0.0025	
12/15/2015	<0.0025	
12/29/2015	<0.0025	
1/13/2016	<0.0025	
1/25/2016	<0.0025	
4/20/2016	<0.0025	
6/14/2016	0.001	
8/9/2016	<0.0025	
9/27/2016	<0.0025	
11/15/2016	<0.0025	
1/12/2017	<0.0025	
2/28/2017	<0.0025	
4/20/2017	<0.0025	
7/18/2017	<0.0025	
1/10/2018	<0.0025	
7/11/2018	<0.0025	
1/29/2019	<0.0025	
3/26/2019	<0.0025	
9/10/2019	0.00035 (J)	
3/31/2020	<0.0025	
9/15/2020	<0.0025	
3/16/2021	<0.0025	
8/18/2021	<0.0025	
2/22/2022		<0.0025

Prediction Limit

Constituent: Cadmium (mg/L) Analysis Run 8/2/2022 5:13 PM View: Appendix I - Intrawell
Plant McIntosh Client: Southern Company Data: McIntosh LF4 CCR

	GWA-14	GWA-14
12/7/2015	<0.0025	
12/15/2015	<0.0025	
12/29/2015	<0.0025	
1/13/2016	<0.0025	
1/25/2016	<0.0025	
4/20/2016	<0.0025	
6/14/2016	6.2E-05 (J)	
8/9/2016	<0.0025	
9/27/2016	<0.0025	
11/15/2016	<0.0025	
1/11/2017	<0.0025	
2/28/2017	<0.0025	
4/20/2017	<0.0025	
7/19/2017	<0.0025	
1/11/2018	<0.0025	
7/11/2018	<0.0025	
1/29/2019	<0.0025	
3/26/2019	<0.0025	
9/10/2019	<0.0025	
4/1/2020	<0.0025	
9/15/2020	<0.0025	
3/16/2021	<0.0025	
8/17/2021	0.00036 (J)	
2/22/2022		<0.0025

Prediction Limit

Constituent: Cadmium (mg/L) Analysis Run 8/2/2022 5:13 PM View: Appendix I - Intrawell
Plant McIntosh Client: Southern Company Data: McIntosh LF4 CCR

	GWA-16	GWA-16
12/7/2015	<0.0025	
12/14/2015	<0.0025	
12/28/2015	<0.0025	
1/13/2016	<0.0025	
1/25/2016	<0.0025	
4/20/2016	<0.0025	
6/15/2016	<0.0025	
8/9/2016	<0.0025	
9/27/2016	<0.0025	
11/15/2016	<0.0025	
1/11/2017	<0.0025	
3/1/2017	<0.0025	
4/20/2017	<0.0025	
7/19/2017	<0.0025	
1/11/2018	<0.0025	
7/11/2018	<0.0025	
1/29/2019	<0.0025	
3/26/2019	<0.0025	
9/10/2019	0.00015 (J)	
4/1/2020	<0.0025	
9/15/2020	<0.0025	
3/16/2021	<0.0025	
8/17/2021	<0.0025	
2/22/2022		<0.0025

Prediction Limit

Constituent: Cadmium (mg/L) Analysis Run 8/2/2022 5:13 PM View: Appendix I - Intrawell
Plant McIntosh Client: Southern Company Data: McIntosh LF4 CCR

	GWC-17	GWC-17
12/8/2015	0.00049 (J)	
12/14/2015	0.00053 (J)	
12/28/2015	0.00061 (J)	
1/13/2016	0.00063 (J)	
1/26/2016	0.00072 (J)	
4/20/2016	0.000633 (J)	
6/15/2016	0.00055 (J)	
8/9/2016	0.00046 (J)	
9/27/2016	0.00071 (J)	
11/15/2016	0.00056 (J)	
1/11/2017	0.0007 (J)	
3/1/2017	0.00063 (J)	
4/20/2017	0.00055 (J)	
7/19/2017	0.00072 (J)	
1/11/2018	0.00062 (J)	
7/11/2018	0.0004 (J)	
1/29/2019	0.00062 (J)	
3/27/2019	0.00041	
9/11/2019	0.00064 (J)	
4/1/2020	0.00048 (J)	
9/15/2020	0.00046 (J)	
3/16/2021	0.00057 (J)	
8/19/2021	0.00057 (J)	
2/22/2022		0.00064 (J)

Prediction Limit

Constituent: Cadmium (mg/L) Analysis Run 8/2/2022 5:13 PM View: Appendix I - Intrawell
Plant McIntosh Client: Southern Company Data: McIntosh LF4 CCR

	GWC-18	GWC-18
12/8/2015	<0.0025	
12/14/2015	<0.0025	
12/28/2015	<0.0025	
1/14/2016	<0.0025	
1/26/2016	<0.0025	
4/19/2016	<0.0025	
6/16/2016	8.5E-05 (J)	
8/11/2016	<0.0025	
9/28/2016	<0.0025	
11/16/2016	<0.0025	
1/11/2017	<0.0025	
3/1/2017	<0.0025	
4/25/2017	<0.0025	
7/25/2017	<0.0025	
1/12/2018	<0.0025	
7/11/2018	<0.0025	
1/30/2019	<0.0025	
3/27/2019	<0.0025	
9/11/2019	<0.0025	
4/1/2020	<0.0025	
9/15/2020	<0.0025	
3/17/2021	<0.0025	
8/19/2021	<0.0025	
2/23/2022		<0.0025

Prediction Limit

Constituent: Cadmium (mg/L) Analysis Run 8/2/2022 5:13 PM View: Appendix I - Intrawell
Plant McIntosh Client: Southern Company Data: McIntosh LF4 CCR

	GWC-19	GWC-19
12/8/2015	<0.0025	
12/15/2015	<0.0025	
12/28/2015	<0.0025	
1/14/2016	<0.0025	
1/26/2016	<0.0025	
4/19/2016	0.00017 (J)	
6/16/2016	0.00018 (J)	
8/10/2016	<0.0025	
9/28/2016	<0.0025	
11/15/2016	<0.0025	
1/16/2017	<0.0025	
3/1/2017	<0.0025	
4/25/2017	<0.0025	
7/25/2017	<0.0025	
1/12/2018	<0.0025	
7/11/2018	<0.0025	
1/29/2019	0.0002 (J)	
3/27/2019	<0.0025	
9/11/2019	0.00031 (J)	
4/1/2020	<0.0025	
9/16/2020	<0.0025	
3/16/2021	<0.0025	
8/19/2021	<0.0025	
2/23/2022		<0.0025

Prediction Limit

Constituent: Cadmium (mg/L) Analysis Run 8/2/2022 5:13 PM View: Appendix I - Intrawell
Plant McIntosh Client: Southern Company Data: McIntosh LF4 CCR

	GWC-20	GWC-20
12/9/2015	<0.0025	
12/14/2015	0.00031 (J)	
12/29/2015	0.00075 (J)	
1/14/2016	0.00039 (J)	
1/25/2016	0.00078 (J)	
4/21/2016	0.00052 (J)	
6/16/2016	0.00044 (J)	
8/10/2016	<0.0025	
9/27/2016	<0.0025	
11/15/2016	<0.0025	
1/13/2017	0.00036 (J)	
3/1/2017	<0.0025	
4/25/2017	<0.0025	
7/25/2017	<0.0025	
1/12/2018	<0.0025	
7/11/2018	<0.0025	
1/29/2019	0.00016 (J)	
3/27/2019	<0.0025	
9/11/2019	0.00029 (J)	
4/1/2020	<0.0025	
9/15/2020	<0.0025	
3/16/2021	<0.0025	
8/19/2021	<0.0025	
2/22/2022		<0.0025

Prediction Limit

Constituent: Cadmium (mg/L) Analysis Run 8/2/2022 5:13 PM View: Appendix I - Intrawell
Plant McIntosh Client: Southern Company Data: McIntosh LF4 CCR

	GWC-21	GWC-21
12/9/2015	<0.0025	
12/14/2015	<0.0025	
12/29/2015	<0.0025	
1/14/2016	<0.0025	
1/25/2016	<0.0025	
4/21/2016	<0.0025	
6/16/2016	0.00012 (J)	
8/10/2016	<0.0025	
9/27/2016	0.00062 (J)	
11/15/2016	<0.0025	
1/12/2017	<0.0025	
3/1/2017	<0.0025	
4/24/2017	<0.0025	
7/25/2017	<0.0025	
1/11/2018	<0.0025	
7/11/2018	<0.0025	
1/30/2019	0.00014 (J)	
3/27/2019	<0.0025	
9/11/2019	0.00029 (J)	
4/1/2020	<0.0025	
9/15/2020	<0.0025	
3/17/2021	<0.0025	
8/19/2021	<0.0025	
2/23/2022		<0.0025

Prediction Limit

Constituent: Cadmium (mg/L) Analysis Run 8/2/2022 5:13 PM View: Appendix I - IntraWell
Plant McIntosh Client: Southern Company Data: McIntosh LF4 CCR

	GWC-23	GWC-23
6/16/2016	<0.0025	
8/10/2016	<0.0025	
9/28/2016	<0.0025	
11/16/2016	<0.0025	
1/17/2017	<0.0025	
3/2/2017	<0.0025	
4/25/2017	<0.0025	
7/13/2017	<0.0025	
7/25/2017	<0.0025	
1/12/2018	<0.0025	
7/12/2018	<0.0025	
1/30/2019	0.00015 (J)	
3/27/2019	<0.0025	
9/11/2019	0.00018 (J)	
4/1/2020	<0.0025	
9/15/2020	<0.0025	
3/17/2021	<0.0025	
8/19/2021	<0.0025	
2/23/2022		<0.0025

Prediction Limit

Constituent: Cadmium (mg/L) Analysis Run 8/2/2022 5:13 PM View: Appendix I - Intrawell
Plant McIntosh Client: Southern Company Data: McIntosh LF4 CCR

	GWA-4A	GWA-4A
8/25/2004	<0.0025	
9/11/2004	<0.0025	
9/26/2004	<0.0025	
10/13/2004	<0.0025	
7/11/2005	<0.0025	
12/7/2005	<0.0025	
6/22/2006	<0.0025	
11/28/2006	<0.0025	
7/6/2007	<0.0025	
12/13/2007	<0.0025	
6/20/2008	<0.0025	
12/7/2008	<0.0025	
7/9/2009	<0.0025	
12/30/2009	<0.0025	
6/22/2010	<0.0025	
1/4/2011	<0.0025	
7/10/2011	<0.0025	
1/21/2012	<0.0025	
7/11/2012	<0.0025	
1/20/2013	<0.0025	
7/19/2013	<0.0025	
1/16/2014	<0.0025	
7/10/2014	<0.0025	
1/16/2015	<0.0025	
6/20/2015	<0.0025	
1/14/2016	<0.0025	
4/20/2016	0.000111 (J)	
6/14/2016	0.00013 (J)	
8/11/2016	<0.0025	
9/27/2016	<0.0025	
11/14/2016	<0.0025	
1/10/2017	<0.0025	
2/28/2017	<0.0025	
4/20/2017	<0.0025	
7/18/2017	<0.0025	
1/10/2018	<0.0025	
7/11/2018	<0.0025	
1/29/2019	<0.0025	
3/26/2019	<0.0025	
9/10/2019	0.00019 (J)	
3/31/2020	<0.0025	
9/16/2020	<0.0025	
3/17/2021	<0.0025	
8/19/2021	<0.0025	
2/23/2022		0.00024 (J)

Prediction Limit

Constituent: Chromium (mg/L) Analysis Run 8/2/2022 5:13 PM View: Appendix I - IntraWell
Plant McIntosh Client: Southern Company Data: McIntosh LF4 CCR

	GWA-13	GWA-13
12/7/2015	<0.002	
12/15/2015	<0.002	
12/29/2015	<0.002	
1/25/2016	<0.002	
4/20/2016	<0.01 (o)	
6/14/2016	0.0094 (J)	
8/9/2016	<0.002	
9/27/2016	<0.002	
11/15/2016	<0.002	
1/12/2017	<0.002	
2/28/2017	0.0049	
4/20/2017	0.0011 (J)	
7/18/2017	<0.002	
1/10/2018	<0.002	
7/11/2018	<0.002	
1/29/2019	0.0037 (J)	
3/26/2019	0.0014	
9/10/2019	0.0052	
3/31/2020	0.0019 (J)	
9/15/2020	<0.002	
3/16/2021	<0.002	
8/18/2021	<0.002	
2/22/2022		<0.002

Prediction Limit

Constituent: Chromium (mg/L) Analysis Run 8/2/2022 5:13 PM View: Appendix I - IntraWell
Plant McIntosh Client: Southern Company Data: McIntosh LF4 CCR

	GWA-14	GWA-14
12/7/2015	<0.002	
12/15/2015	<0.002	
12/29/2015	<0.002	
1/25/2016	<0.002	
4/20/2016	<0.002	
6/14/2016	0.00086 (J)	
8/9/2016	<0.002	
9/27/2016	<0.002	
11/15/2016	<0.002	
1/11/2017	<0.002	
2/28/2017	0.0047	
4/20/2017	<0.002	
7/19/2017	<0.002	
1/11/2018	<0.002	
7/11/2018	<0.002	
1/29/2019	<0.002	
3/26/2019	<0.002	
9/10/2019	0.004	
4/1/2020	<0.002	
9/15/2020	<0.002	
3/16/2021	<0.002	
8/17/2021	<0.002	
2/22/2022		<0.002

Prediction Limit

Constituent: Chromium (mg/L) Analysis Run 8/2/2022 5:13 PM View: Appendix I - IntraWell
Plant McIntosh Client: Southern Company Data: McIntosh LF4 CCR

	GWA-16	GWA-16
12/7/2015	<0.0025	
12/14/2015	<0.0025	
12/28/2015	<0.0025	
1/25/2016	<0.0025	
4/20/2016	<0.0025	
6/15/2016	0.00072 (J)	
8/9/2016	<0.0025	
9/27/2016	<0.0025	
11/15/2016	0.0011 (J)	
1/11/2017	0.0012 (J)	
3/1/2017	0.0052	
4/20/2017	0.0013 (J)	
7/19/2017	0.0015 (J)	
1/11/2018	0.0013 (J)	
7/11/2018	0.0012 (J)	
1/29/2019	<0.0025	
3/26/2019	0.0015	
9/10/2019	0.004	
4/1/2020	0.024	
9/15/2020	0.0015 (J)	
3/16/2021	0.0017 (J)	
8/17/2021	0.0019 (J)	
2/22/2022		0.0015 (J)

Prediction Limit

Constituent: Chromium (mg/L) Analysis Run 8/2/2022 5:13 PM View: Appendix I - Intrawell
Plant McIntosh Client: Southern Company Data: McIntosh LF4 CCR

	GWA-2	GWA-2
8/25/2004	<0.0025	
9/11/2004	<0.0025	
9/26/2004	<0.0025	
10/13/2004	<0.0025	
7/11/2005	<0.0025	
12/7/2005	<0.0025	
6/22/2006	0.0024	
11/28/2006	0.0019	
7/6/2007	0.0021	
12/13/2007	0.0021	
6/20/2008	0.0017	
12/7/2008	0.0018	
7/9/2009	0.0015	
12/28/2009	0.002	
6/22/2010	0.0017	
1/4/2011	0.002	
7/9/2011	0.0027	
1/21/2012	<0.0025	
7/11/2012	0.0061 (O)	
1/20/2013	0.002	
7/19/2013	0.0021	
1/15/2014	0.0029	
7/11/2014	0.002	
1/16/2015	0.0026	
6/20/2015	0.002	
1/16/2016	0.0015	
4/19/2016	<0.0025	
6/14/2016	0.0017 (J)	
8/9/2016	0.0014 (J)	
9/26/2016	0.0016 (J)	
11/15/2016	0.0015 (J)	
1/10/2017	0.0015 (J)	
2/28/2017	0.0044	
4/19/2017	0.0011 (J)	
7/17/2017	0.0011 (J)	
1/10/2018	0.0014 (J)	
7/11/2018	0.0011 (J)	
1/29/2019	<0.0025	
3/27/2019	0.0016	
9/11/2019	0.004	
4/1/2020	0.0017 (J)	
9/15/2020	0.0015 (J)	
3/16/2021	0.0015 (J)	
8/17/2021	0.0016 (J)	
2/22/2022		0.0018 (J)

Prediction Limit

Constituent: Chromium (mg/L) Analysis Run 8/2/2022 5:13 PM View: Appendix I - Intrawell
Plant McIntosh Client: Southern Company Data: McIntosh LF4 CCR

	GWA-3	GWA-3
8/25/2004	<0.002	
9/11/2004	0.0024	
9/26/2004	<0.002	
10/13/2004	<0.002	
7/11/2005	<0.002	
12/7/2005	<0.002	
6/22/2006	0.0021	
11/28/2006	0.0023	
7/6/2007	0.0049	
12/13/2007	0.0013	
6/20/2008	0.0025	
12/7/2008	0.0034	
7/9/2009	<0.002	
12/28/2009	0.0021	
6/22/2010	0.0018	
1/5/2011	0.077 (O)	
7/9/2011	0.004	
1/20/2012	<0.002	
7/11/2012	<0.002	
1/19/2013	0.0013	
7/18/2013	0.0022	
1/15/2014	0.0019	
7/11/2014	0.0014	
1/15/2015	0.0011 (J)	
6/19/2015	0.0012 (J)	
1/16/2016	0.0014	
4/19/2016	<0.002	
6/14/2016	0.00085 (J)	
8/9/2016	<0.002	
9/27/2016	<0.002	
11/14/2016	0.0011 (J)	
1/10/2017	0.0012 (J)	
2/28/2017	0.004	
4/19/2017	0.0011 (J)	
7/18/2017	<0.002	
1/10/2018	0.0012 (J)	
7/11/2018	0.0011 (J)	
1/29/2019	<0.002	
3/27/2019	0.0014	
9/11/2019	0.0034	
4/1/2020	<0.002	
9/15/2020	<0.002	
3/16/2021	0.0015 (J)	
8/17/2021	0.0015 (J)	
2/22/2022		<0.002

Prediction Limit

Constituent: Chromium (mg/L) Analysis Run 8/2/2022 5:13 PM View: Appendix I - Intrawell
Plant McIntosh Client: Southern Company Data: McIntosh LF4 CCR

	GWC-1	GWC-1
8/25/2004	<0.002	
9/11/2004	<0.002	
9/26/2004	<0.002	
7/11/2005	<0.002	
12/7/2005	0.0021	
6/22/2006	0.002	
11/28/2006	0.0024	
7/6/2007	0.0034	
12/13/2007	0.0029	
6/20/2008	0.002	
12/7/2008	0.072 (O)	
2/6/2009	0.0035	
7/9/2009	0.0017	
12/28/2009	<0.002	
6/22/2010	<0.002	
1/4/2011	0.0023	
7/9/2011	0.005	
1/21/2012	<0.002	
7/11/2012	0.0023	
1/20/2013	0.003	
7/19/2013	<0.002	
1/15/2014	0.002	
7/11/2014	0.0012 (J)	
1/16/2015	0.0011 (J)	
6/20/2015	0.0028	
1/16/2016	0.0013	
4/20/2016	<0.002	
6/15/2016	0.0011 (J)	
8/10/2016	0.0015 (J)	
9/27/2016	0.0018 (J)	
11/15/2016	0.0019 (J)	
1/12/2017	0.0012 (J)	
1/23/2017	<0.002	
3/1/2017	0.0049	
4/20/2017	<0.002	
7/19/2017	0.0017 (J)	
1/11/2018	<0.002	
7/12/2018	<0.002	
1/30/2019	<0.002	
3/27/2019	<0.002	
9/11/2019	0.0035	
4/1/2020	<0.002	
9/15/2020	<0.002	
3/16/2021	<0.002	
8/18/2021	0.0018 (J)	
2/23/2022		<0.002

Prediction Limit

Constituent: Chromium (mg/L) Analysis Run 8/2/2022 5:13 PM View: Appendix I - Intrawell
Plant McIntosh Client: Southern Company Data: McIntosh LF4 CCR

	GWC-10	GWC-10
8/25/2004	<0.0013	
9/11/2004	0.0027	
9/26/2004	<0.0013	
10/13/2004	<0.0013	
7/11/2005	0.0036	
12/7/2005	0.0042	
6/22/2006	0.0045	
11/28/2006	0.0017	
7/6/2007	<0.0013	
12/13/2007	<0.0013	
6/20/2008	<0.0013	
12/7/2008	<0.0013	
7/10/2009	0.0021	
12/29/2009	0.0023	
6/22/2010	0.0051	
1/4/2011	0.0026	
7/10/2011	<0.0013	
1/21/2012	<0.0013	
7/11/2012	0.0018	
1/20/2013	0.0014	
7/19/2013	0.0032	
1/16/2014	0.0058	
7/10/2014	0.0034	
1/16/2015	0.0024	
6/20/2015	0.0072	
1/16/2016	0.0076	
4/21/2016	0.00617 (J)	
6/16/2016	0.007 (J)	
8/10/2016	0.0056	
9/27/2016	0.0057	
11/15/2016	0.0062	
1/12/2017	0.0061	
3/1/2017	0.01	
4/24/2017	0.0053	
7/24/2017	0.0055	
1/11/2018	0.0055	
7/12/2018	0.0017 (J)	
1/30/2019	0.0071 (J)	
3/27/2019	0.0035	
9/11/2019	0.004	
4/1/2020	0.0084	
9/15/2020	0.0018 (J)	
3/16/2021	0.0054	
8/18/2021	0.0026	
2/23/2022		0.0031

Prediction Limit

Constituent: Chromium (mg/L) Analysis Run 8/2/2022 5:13 PM View: Appendix I - Intrawell
Plant McIntosh Client: Southern Company Data: McIntosh LF4 CCR

	GWC-11	GWC-11
8/25/2004	0.0033	
9/11/2004	0.0038	
9/26/2004	0.0031	
10/13/2004	<0.005	
7/11/2005	0.0039	
12/7/2005	0.0053	
6/22/2006	0.0069	
11/28/2006	0.0056	
7/6/2007	0.0063	
12/13/2007	0.0058	
6/20/2008	0.013	
12/7/2008	0.0048	
7/10/2009	0.0086	
12/29/2009	0.0077	
6/22/2010	0.0046	
1/5/2011	0.0053	
7/9/2011	0.007	
1/21/2012	0.0073	
7/11/2012	0.01	
1/19/2013	0.0058	
7/19/2013	0.005	
1/15/2014	0.0081	
7/11/2014	0.0087	
1/16/2015	0.0061	
6/20/2015	0.005	
1/14/2016	0.0045	
4/20/2016	0.00856 (J)	
6/15/2016	0.0061 (J)	
8/10/2016	0.0052	
9/27/2016	0.0051	
11/15/2016	0.005	
1/12/2017	0.0051	
3/1/2017	0.0088	
4/24/2017	0.0049	
7/24/2017	0.0049	
1/11/2018	0.0044	
7/12/2018	0.0023 (J)	
1/30/2019	0.006 (J)	
3/27/2019	0.0031	
9/11/2019	0.0071	
4/2/2020	0.0055	
9/15/2020	0.0028	
3/17/2021	0.0031	
8/18/2021	0.004	
2/23/2022		0.005

Prediction Limit

Constituent: Chromium (mg/L) Analysis Run 8/2/2022 5:13 PM View: Appendix I - Intrawell
Plant McIntosh Client: Southern Company Data: McIntosh LF4 CCR

	GWC-12	GWC-12
8/25/2004	<0.01	
9/11/2004	<0.01	
9/26/2004	<0.01	
10/13/2004	<0.01	
7/11/2005	<0.01	
12/7/2005	<0.01	
6/22/2006	0.002	
11/28/2006	0.0015	
7/6/2007	0.0021	
12/13/2007	0.0025	
6/20/2008	0.0017	
12/7/2008	0.0016	
7/10/2009	0.0017	
12/28/2009	0.0018	
6/22/2010	0.0018	
1/4/2011	0.0039	
7/9/2011	0.0041	
1/20/2012	<0.01	
7/11/2012	0.0052	
1/19/2013	0.0025	
7/18/2013	0.0035	
1/15/2014	0.0082	
7/11/2014	0.0048	
1/15/2015	0.0022	
6/19/2015	0.0024	
1/16/2016	0.002	
4/20/2016	<0.01	
6/15/2016	0.0016 (J)	
8/10/2016	0.0016 (J)	
9/27/2016	0.0019 (J)	
11/15/2016	0.0017 (J)	
1/12/2017	0.0017 (J)	
3/1/2017	0.0055	
4/20/2017	0.0016 (J)	
7/20/2017	0.0017 (J)	
1/11/2018	0.0016 (J)	
7/12/2018	0.0015 (J)	
1/30/2019	0.0039 (J)	
3/27/2019	0.0019	
9/11/2019	0.0036	
4/1/2020	0.0019 (J)	
9/16/2020	0.0016 (J)	
3/16/2021	0.0019 (J)	
8/18/2021	0.0037	
2/23/2022		0.0016 (J)

Prediction Limit

Constituent: Chromium (mg/L) Analysis Run 8/2/2022 5:13 PM View: Appendix I - IntraWell
Plant McIntosh Client: Southern Company Data: McIntosh LF4 CCR

	GWA-15	GWA-15
12/7/2015	<0.002	
12/15/2015	<0.002	
12/28/2015	<0.002	
1/25/2016	<0.002	
4/21/2016	<0.002	
6/15/2016	0.0008 (J)	
8/9/2016	<0.002	
9/27/2016	<0.002	
11/15/2016	<0.002	
1/11/2017	<0.002	
2/28/2017	0.0051	
4/20/2017	0.0012 (J)	
7/19/2017	0.0013 (J)	
1/11/2018	0.0011 (J)	
7/11/2018	<0.002	
1/29/2019	<0.002	
3/26/2019	0.0016	
9/11/2019	0.0038	
4/1/2020	0.0015 (J)	
9/15/2020	<0.002	
3/17/2021	<0.002	
8/19/2021	<0.002	
2/22/2022		<0.002

Prediction Limit

Constituent: Chromium (mg/L) Analysis Run 8/2/2022 5:13 PM View: Appendix I - Intrawell
Plant McIntosh Client: Southern Company Data: McIntosh LF4 CCR

	GWC-17	GWC-17
12/8/2015	<0.01	
12/14/2015	<0.01	
12/28/2015	<0.01	
1/26/2016	<0.01	
4/20/2016	<0.01	
6/15/2016	0.0018 (J)	
8/9/2016	0.002 (J)	
9/27/2016	0.0021 (J)	
11/15/2016	0.002 (J)	
1/11/2017	0.0025	
3/1/2017	0.0067	
4/20/2017	0.0024 (J)	
7/19/2017	0.0025	
1/11/2018	0.0026	
7/11/2018	0.0025	
1/29/2019	0.0041 (J)	
3/27/2019	0.0028	
9/11/2019	0.0059	
4/1/2020	0.0032	
9/15/2020	0.0027	
3/16/2021	0.0031	
8/19/2021	0.0027	
2/22/2022		0.003

Prediction Limit

Constituent: Chromium (mg/L) Analysis Run 8/2/2022 5:13 PM View: Appendix I - IntraWell
Plant McIntosh Client: Southern Company Data: McIntosh LF4 CCR

	GWC-18	GWC-18
12/8/2015	0.0012 (J)	
12/14/2015	0.0018	
12/28/2015	0.0017	
1/26/2016	0.0013	
4/19/2016	0.00277 (J)	
6/16/2016	0.0021 (J)	
8/11/2016	0.0023 (J)	
9/28/2016	0.0022 (J)	
11/16/2016	0.0019 (J)	
1/11/2017	0.0025	
3/1/2017	0.0065	
4/25/2017	0.0026	
7/25/2017	0.0023 (J)	
1/12/2018	0.002 (J)	
7/11/2018	0.0022 (J)	
1/30/2019	0.0049 (J)	
3/27/2019	0.0025	
9/11/2019	0.0049	
4/1/2020	0.0025	
9/15/2020	0.0025	
3/17/2021	0.0027	
8/19/2021	0.0025	
2/23/2022		0.0025

Prediction Limit

Constituent: Chromium (mg/L) Analysis Run 8/2/2022 5:13 PM View: Appendix I - Intrawell
Plant McIntosh Client: Southern Company Data: McIntosh LF4 CCR

	GWC-19	GWC-19
12/8/2015	0.0026	
12/15/2015	0.0017	
12/28/2015	0.0016	
1/26/2016	0.0016	
4/19/2016	0.002	
6/16/2016	0.0016 (J)	
8/10/2016	0.0016 (J)	
9/28/2016	<0.0025	
11/15/2016	<0.0025	
1/16/2017	0.0013 (J)	
3/1/2017	0.0056	
4/25/2017	0.0019 (J)	
7/25/2017	0.0013 (J)	
1/12/2018	0.0017 (J)	
7/11/2018	0.0011 (J)	
1/29/2019	<0.0025	
3/27/2019	0.0014	
9/11/2019	0.0043	
4/1/2020	0.0018 (J)	
9/16/2020	0.0015 (J)	
3/16/2021	0.0017 (J)	
8/19/2021	0.0015 (J)	
2/23/2022		0.0016 (J)

Prediction Limit

Constituent: Chromium (mg/L) Analysis Run 8/2/2022 5:13 PM View: Appendix I - Intrawell
Plant McIntosh Client: Southern Company Data: McIntosh LF4 CCR

	GWC-20	GWC-20
12/9/2015	<0.002	
12/14/2015	<0.002	
12/29/2015	<0.002	
1/25/2016	<0.002	
4/21/2016	<0.002	
6/16/2016	0.0008 (J)	
8/10/2016	<0.002	
9/27/2016	<0.002	
11/15/2016	<0.002	
1/13/2017	<0.002	
3/1/2017	0.005	
4/25/2017	<0.002	
7/25/2017	<0.002	
1/12/2018	<0.002	
7/11/2018	<0.002	
1/29/2019	<0.002	
3/27/2019	<0.002	
9/11/2019	0.0034	
4/1/2020	<0.002	
9/15/2020	<0.002	
3/16/2021	<0.002	
8/19/2021	0.0018 (J)	
2/22/2022		<0.002

Prediction Limit

Constituent: Chromium (mg/L) Analysis Run 8/2/2022 5:13 PM View: Appendix I - Intrawell
Plant McIntosh Client: Southern Company Data: McIntosh LF4 CCR

	GWC-21	GWC-21
12/9/2015	<0.002	
12/14/2015	<0.002	
12/29/2015	<0.002	
1/25/2016	<0.002	
4/21/2016	<0.002	
6/16/2016	0.00031 (J)	
8/10/2016	<0.002	
9/27/2016	0.35 (o)	
11/15/2016	<0.002	
1/12/2017	<0.002	
3/1/2017	0.0044	
4/24/2017	<0.002	
7/25/2017	<0.002	
1/11/2018	<0.002	
7/11/2018	<0.002	
1/30/2019	<0.002	
3/27/2019	<0.002	
9/11/2019	0.0025	
4/1/2020	<0.002	
9/15/2020	<0.002	
3/17/2021	<0.002	
8/19/2021	<0.002	
2/23/2022		<0.002

Prediction Limit

Constituent: Chromium (mg/L) Analysis Run 8/2/2022 5:13 PM View: Appendix I - IntraWell
Plant McIntosh Client: Southern Company Data: McIntosh LF4 CCR

	GWC-23	GWC-23
6/16/2016	0.00023 (J)	
8/10/2016	<0.0025	
9/28/2016	<0.0025	
11/16/2016	<0.0025	
1/17/2017	<0.0025	
3/2/2017	0.0017 (J)	
4/25/2017	<0.0025	
7/13/2017	<0.0025	
7/25/2017	<0.0025	
1/12/2018	<0.0025	
7/12/2018	<0.0025	
1/30/2019	<0.0025	
3/27/2019	<0.0025	
9/11/2019	0.004	
4/1/2020	0.0022	
9/15/2020	0.0023	
3/17/2021	0.0027	
8/19/2021	0.0023	
2/23/2022		0.0028

Prediction Limit

Constituent: Chromium (mg/L) Analysis Run 8/2/2022 5:13 PM View: Appendix I - Intrawell
Plant McIntosh Client: Southern Company Data: McIntosh LF4 CCR

	GWA-4A	GWA-4A
8/25/2004	0.0022	
9/11/2004	<0.002	
9/26/2004	<0.002	
10/13/2004	<0.002	
7/11/2005	<0.002	
12/7/2005	<0.002	
6/22/2006	<0.002	
11/28/2006	<0.002	
7/6/2007	<0.002	
12/13/2007	<0.002	
6/20/2008	<0.002	
12/7/2008	<0.002	
7/9/2009	<0.002	
12/30/2009	0.0078	
6/22/2010	<0.002	
1/4/2011	0.0037	
7/10/2011	<0.002	
1/21/2012	<0.002	
7/11/2012	0.0096	
1/20/2013	0.0052	
7/19/2013	0.002	
1/16/2014	0.0061	
7/10/2014	<0.002	
1/16/2015	0.002	
6/20/2015	0.0011 (J)	
1/14/2016	0.0011 (J)	
4/20/2016	<0.002	
6/14/2016	0.0013 (J)	
8/11/2016	<0.002	
9/27/2016	<0.002	
11/14/2016	<0.002	
1/10/2017	<0.002	
2/28/2017	0.0048	
4/20/2017	<0.002	
7/18/2017	<0.002	
1/10/2018	<0.002	
7/11/2018	<0.002	
1/29/2019	<0.002	
3/26/2019	<0.002	
9/10/2019	0.0031	
3/31/2020	<0.002	
9/16/2020	<0.002	
3/17/2021	<0.002	
8/19/2021	<0.002	
2/23/2022		<0.002

Prediction Limit

Constituent: Chromium (mg/L) Analysis Run 8/2/2022 5:13 PM View: Appendix I - IntraWell
Plant McIntosh Client: Southern Company Data: McIntosh LF4 CCR

	GWA-5	GWA-5
8/25/2004	0.22 (O)	
9/11/2004	<0.002	
9/26/2004	<0.002	
10/13/2004	<0.002	
7/11/2005	0.0023	
12/7/2005	<0.002	
6/22/2006	<0.002	
11/28/2006	<0.002	
7/6/2007	<0.002	
12/13/2007	<0.002	
6/20/2008	<0.002	
12/7/2008	<0.002	
7/9/2009	<0.002	
12/29/2009	0.004	
6/22/2010	<0.002	
1/4/2011	0.0027	
7/9/2011	<0.002	
1/21/2012	<0.002	
7/11/2012	0.0038	
1/19/2013	0.002	
7/18/2013	0.0023	
1/15/2014	0.0012 (J)	
7/10/2014	0.0012 (J)	
1/15/2015	<0.002	
6/19/2015	0.0037	
1/14/2016	<0.002	
4/20/2016	<0.002	
6/14/2016	0.0011 (J)	
8/9/2016	<0.002	
9/27/2016	<0.002	
11/15/2016	<0.002	
1/11/2017	<0.002	
1/19/2017	0.002 (J)	
1/24/2017	<0.002	
2/28/2017	0.0054	
4/20/2017	0.0013 (J)	
7/18/2017	<0.002	
1/10/2018	<0.002	
7/11/2018	<0.002	
1/29/2019	<0.002	
3/26/2019	<0.002	
9/10/2019	0.0041	
3/31/2020	<0.002	
9/15/2020	<0.002	
3/17/2021	<0.002	
8/19/2021	<0.002	
2/22/2022		<0.002

Prediction Limit

Constituent: Chromium (mg/L) Analysis Run 8/2/2022 5:13 PM View: Appendix I - Intrawell
Plant McIntosh Client: Southern Company Data: McIntosh LF4 CCR

	GWC-9	GWC-9
8/25/2004	<0.002	
9/11/2004	<0.002	
9/26/2004	<0.002	
10/13/2004	<0.002	
7/11/2005	<0.002	
12/7/2005	<0.002	
6/22/2006	<0.002	
11/28/2006	<0.002	
7/6/2007	0.0017	
12/13/2007	0.0021	
6/20/2008	0.0021	
12/7/2008	0.0018	
7/9/2009	0.0024	
12/29/2009	0.0021	
6/22/2010	<0.002	
1/5/2011	0.0034	
7/9/2011	0.0018	
1/21/2012	<0.002	
7/11/2012	0.0038	
1/19/2013	0.0065 (o)	
7/18/2013	0.0029	
1/15/2014	<0.002	
7/10/2014	<0.002	
1/16/2015	<0.002	
6/20/2015	<0.002	
1/14/2016	<0.002	
4/19/2016	<0.002	
6/15/2016	0.00021	
8/10/2016	<0.002	
9/27/2016	<0.002	
11/15/2016	<0.002	
1/13/2017	0.0012 (J)	
3/1/2017	0.0043	
4/24/2017	<0.002	
7/24/2017	<0.002	
1/12/2018	<0.002	
7/12/2018	<0.002	
1/30/2019	<0.002	
3/27/2019	<0.002	
9/11/2019	0.0025	
4/1/2020	<0.002	
9/16/2020	<0.002	
3/17/2021	<0.002	
8/19/2021	<0.002	
2/23/2022		<0.002

Prediction Limit

Constituent: Cobalt (mg/L) Analysis Run 8/2/2022 5:13 PM View: Appendix I - IntraWell
Plant McIntosh Client: Southern Company Data: McIntosh LF4 CCR

	GWA-13	GWA-13
12/7/2015	0.0012 (J)	
12/15/2015	0.00099 (J)	
12/29/2015	0.0012 (J)	
1/13/2016	0.0012 (J)	
1/25/2016	0.00095 (J)	
4/20/2016	<0.0025	
6/14/2016	0.00072 (J)	
8/9/2016	0.00041 (J)	
9/27/2016	0.00058 (J)	
11/15/2016	0.00048 (J)	
1/12/2017	0.0014 (J)	
2/28/2017	0.00075 (J)	
4/20/2017	0.0005 (J)	
7/18/2017	0.00051 (J)	
1/10/2018	0.00049 (J)	
7/11/2018	<0.0025	
1/29/2019	0.00043 (J)	
3/26/2019	<0.0025	
9/10/2019	0.00064	
3/31/2020	0.00034 (J)	
9/15/2020	<0.0025	
3/16/2021	0.0005 (J)	
8/18/2021	0.00058 (J)	
2/22/2022		0.00052 (J)

Prediction Limit

Constituent: Cobalt (mg/L) Analysis Run 8/2/2022 5:13 PM View: Appendix I - IntraWell
Plant McIntosh Client: Southern Company Data: McIntosh LF4 CCR

	GWA-14	GWA-14
12/7/2015	0.001 (J)	
12/15/2015	0.00078 (J)	
12/29/2015	0.00094 (J)	
1/13/2016	0.001 (J)	
1/25/2016	0.00085 (J)	
4/20/2016	<0.0025	
6/14/2016	0.00048 (J)	
8/9/2016	0.00045 (J)	
9/27/2016	0.00046 (J)	
11/15/2016	<0.0025	
1/11/2017	<0.0025	
2/28/2017	0.00051 (J)	
4/20/2017	<0.0025	
7/19/2017	<0.0025	
1/11/2018	<0.0025	
7/11/2018	<0.0025	
1/29/2019	0.00029 (J)	
3/26/2019	<0.0025	
9/10/2019	0.00042 (J)	
4/1/2020	0.00033 (J)	
9/15/2020	<0.0025	
3/16/2021	0.00035 (J)	
8/17/2021	0.00048 (J)	
2/22/2022		0.00042 (J)

Prediction Limit

Constituent: Cobalt (mg/L) Analysis Run 8/2/2022 5:13 PM View: Appendix I - IntraWell
Plant McIntosh Client: Southern Company Data: McIntosh LF4 CCR

	GWA-16	GWA-16
12/7/2015	0.0012 (J)	
12/14/2015	0.001 (J)	
12/28/2015	0.0012 (J)	
1/13/2016	0.001 (J)	
1/25/2016	0.00089 (J)	
4/20/2016	<0.0025	
6/15/2016	0.00063 (J)	
8/9/2016	0.00055 (J)	
9/27/2016	0.00059 (J)	
11/15/2016	0.0005 (J)	
1/11/2017	0.00044 (J)	
3/1/2017	0.00066 (J)	
4/20/2017	0.00045 (J)	
7/19/2017	0.00047 (J)	
1/11/2018	0.00043 (J)	
7/11/2018	0.00043 (J)	
1/29/2019	0.00044 (J)	
3/26/2019	<0.0025	
9/10/2019	0.0005	
4/1/2020	0.00036 (J)	
9/15/2020	<0.0025	
3/16/2021	0.00047 (J)	
8/17/2021	0.00043 (J)	
2/22/2022		0.00048 (J)

Prediction Limit

Constituent: Cobalt (mg/L) Analysis Run 8/2/2022 5:13 PM View: Appendix I - IntraWell
Plant McIntosh Client: Southern Company Data: McIntosh LF4 CCR

	GWA-2	GWA-2
8/25/2004	<0.01	
9/11/2004	<0.01	
9/26/2004	<0.01	
10/13/2004	<0.01	
7/11/2005	<0.01	
12/7/2005	<0.01	
6/22/2006	<0.01	
11/28/2006	<0.01	
7/6/2007	<0.01	
12/13/2007	<0.01	
6/20/2008	<0.01	
12/7/2008	<0.01	
7/9/2009	<0.01	
12/28/2009	<0.01	
6/22/2010	<0.01	
1/4/2011	<0.01	
7/9/2011	<0.01	
1/21/2012	<0.01	
7/11/2012	0.0017	
1/20/2013	<0.01	
7/19/2013	<0.01	
1/15/2014	0.0011 (J)	
7/11/2014	0.0012 (J)	
1/16/2015	0.00083 (J)	
6/20/2015	0.0013	
1/16/2016	0.0012 (J)	
4/19/2016	<0.01	
6/14/2016	0.001 (J)	
8/9/2016	0.0012 (J)	
9/26/2016	0.0012 (J)	
11/15/2016	0.0013 (J)	
1/10/2017	0.0011 (J)	
2/28/2017	0.0014 (J)	
4/19/2017	0.0012 (J)	
7/17/2017	0.0013 (J)	
1/10/2018	0.0013 (J)	
7/11/2018	0.0013 (J)	
1/29/2019	0.001 (J)	
3/27/2019	0.0011	
9/11/2019	0.0015	
4/1/2020	0.0013 (J)	
9/15/2020	0.00099 (J)	
3/16/2021	0.0013 (J)	
8/17/2021	0.0015 (J)	
2/22/2022		0.0015 (J)

Prediction Limit

Constituent: Cobalt (mg/L) Analysis Run 8/2/2022 5:13 PM View: Appendix I - Intrawell
Plant McIntosh Client: Southern Company Data: McIntosh LF4 CCR

	GWA-3	GWA-3
8/25/2004	<0.0025	
9/11/2004	<0.0025	
9/26/2004	<0.0025	
10/13/2004	<0.0025	
7/11/2005	<0.0025	
12/7/2005	<0.0025	
6/22/2006	<0.0025	
11/28/2006	<0.0025	
7/6/2007	<0.0025	
12/13/2007	<0.0025	
6/20/2008	<0.0025	
12/7/2008	<0.0025	
7/9/2009	<0.0025	
12/28/2009	<0.0025	
6/22/2010	<0.0025	
1/5/2011	0.0066 (o)	
7/9/2011	<0.0025	
1/20/2012	<0.0025	
7/11/2012	<0.0025	
1/19/2013	<0.0025	
7/18/2013	<0.0025	
1/15/2014	<0.0025	
7/11/2014	<0.0025	
1/15/2015	<0.0025	
6/19/2015	<0.0025	
1/16/2016	<0.0025	
4/19/2016	<0.0025	
6/14/2016	0.00044 (J)	
8/9/2016	0.00042 (J)	
9/27/2016	0.00042 (J)	
11/14/2016	<0.0025	
1/10/2017	<0.0025	
2/28/2017	0.00048 (J)	
4/19/2017	<0.0025	
7/18/2017	<0.0025	
1/10/2018	<0.0025	
7/11/2018	<0.0025	
1/29/2019	0.00035 (J)	
3/27/2019	<0.0025	
9/11/2019	0.00039 (J)	
4/1/2020	0.00024 (J)	
9/15/2020	<0.0025	
3/16/2021	0.00033 (J)	
8/17/2021	0.00039 (J)	
2/22/2022		0.00037 (J)

Prediction Limit

Constituent: Cobalt (mg/L) Analysis Run 8/2/2022 5:13 PM View: Appendix I - Intrawell
Plant McIntosh Client: Southern Company Data: McIntosh LF4 CCR

	GWC-1	GWC-1
8/25/2004	<0.0025	
9/11/2004	<0.0025	
9/26/2004	<0.0025	
7/11/2005	<0.0025	
12/7/2005	<0.0025	
6/22/2006	<0.0025	
11/28/2006	<0.0025	
7/6/2007	<0.0025	
12/13/2007	<0.0025	
6/20/2008	<0.0025	
12/7/2008	<0.0025	
7/9/2009	<0.0025	
12/28/2009	<0.0025	
6/22/2010	<0.0025	
1/4/2011	<0.0025	
7/9/2011	<0.0025	
1/21/2012	<0.0025	
7/11/2012	0.0013	
1/20/2013	0.0013	
7/19/2013	0.0015	
1/15/2014	0.0017	
7/11/2014	0.0018	
1/16/2015	0.0019	
6/20/2015	0.002	
1/16/2016	0.0015	
4/20/2016	<0.0025	
6/15/2016	0.0015 (J)	
8/10/2016	0.0016 (J)	
9/27/2016	0.0016 (J)	
11/15/2016	0.0015 (J)	
1/12/2017	0.0016 (J)	
1/23/2017	<0.0025	
3/1/2017	0.0021 (J)	
4/20/2017	0.0018 (J)	
7/19/2017	0.0015 (J)	
1/11/2018	0.0019 (J)	
7/12/2018	0.0018 (J)	
1/30/2019	<0.0025	
3/27/2019	0.0017	
9/11/2019	0.002	
4/1/2020	0.0016 (J)	
9/15/2020	0.0014 (J)	
3/16/2021	0.0017 (J)	
8/18/2021	0.0018 (J)	
2/23/2022		0.0017 (J)

Prediction Limit

Constituent: Cobalt (mg/L) Analysis Run 8/2/2022 5:13 PM View: Appendix I - Intrawell
Plant McIntosh Client: Southern Company Data: McIntosh LF4 CCR

	GWC-10	GWC-10
8/25/2004	<0.0025	
9/11/2004	<0.0025	
9/26/2004	<0.0025	
10/13/2004	<0.0025	
7/11/2005	<0.0025	
12/7/2005	<0.0025	
6/22/2006	<0.0025	
11/28/2006	<0.0025	
7/6/2007	<0.0025	
12/13/2007	<0.0025	
6/20/2008	<0.0025	
12/7/2008	<0.0025	
7/10/2009	<0.0025	
12/29/2009	<0.0025	
6/22/2010	<0.0025	
1/4/2011	<0.0025	
7/10/2011	<0.0025	
1/21/2012	<0.0025	
7/11/2012	<0.0025	
1/20/2013	<0.0025	
7/19/2013	<0.0025	
1/16/2014	<0.0025	
7/10/2014	<0.0025	
1/16/2015	<0.0025	
6/20/2015	0.0006 (J)	
1/16/2016	<0.0025	
4/21/2016	<0.0025	
6/16/2016	1E-05 (J)	
8/10/2016	<0.0025	
9/27/2016	<0.0025	
11/15/2016	<0.0025	
1/12/2017	<0.0025	
3/1/2017	<0.0025	
4/24/2017	<0.0025	
7/24/2017	<0.0025	
1/11/2018	<0.0025	
7/12/2018	<0.0025	
1/30/2019	<0.0025	
3/27/2019	<0.0025	
9/11/2019	0.0001 (J)	
4/1/2020	<0.0025	
9/15/2020	<0.0025	
3/16/2021	<0.0025	
8/18/2021	<0.0025	
2/23/2022		<0.0025

Prediction Limit

Constituent: Cobalt (mg/L) Analysis Run 8/2/2022 5:13 PM View: Appendix I - Intrawell
Plant McIntosh Client: Southern Company Data: McIntosh LF4 CCR

	GWC-11	GWC-11
8/25/2004	<0.0025	
9/11/2004	<0.0025	
9/26/2004	<0.0025	
10/13/2004	<0.0025	
7/11/2005	<0.0025	
12/7/2005	<0.0025	
6/22/2006	<0.0025	
11/28/2006	<0.0025	
7/6/2007	<0.0025	
12/13/2007	<0.0025	
6/20/2008	<0.0025	
12/7/2008	<0.0025	
7/10/2009	<0.0025	
12/29/2009	0.0071	
6/22/2010	<0.0025	
1/5/2011	<0.0025	
7/9/2011	0.0037	
1/21/2012	0.0062	
7/11/2012	0.007	
1/19/2013	<0.0025	
7/19/2013	<0.0025	
1/15/2014	0.0028	
7/11/2014	<0.0025	
1/16/2015	0.0048	
6/20/2015	<0.0025	
1/14/2016	<0.0025	
4/20/2016	<0.0025	
6/15/2016	0.00011 (J)	
8/10/2016	<0.0025	
9/27/2016	<0.0025	
11/15/2016	<0.0025	
1/12/2017	<0.0025	
3/1/2017	<0.0025	
4/24/2017	<0.0025	
7/24/2017	<0.0025	
1/11/2018	<0.0025	
7/12/2018	<0.0025	
1/30/2019	<0.0025	
3/27/2019	<0.0025	
9/11/2019	<0.0025	
4/2/2020	<0.0025	
9/15/2020	<0.0025	
3/17/2021	0.00016 (J)	
8/18/2021	<0.0025	
2/23/2022		<0.0025

Prediction Limit

Constituent: Cobalt (mg/L) Analysis Run 8/2/2022 5:13 PM View: Appendix I - Intrawell
Plant McIntosh Client: Southern Company Data: McIntosh LF4 CCR

	GWC-12	GWC-12
8/25/2004	<0.0025	
9/11/2004	<0.0025	
9/26/2004	<0.0025	
10/13/2004	<0.0025	
7/11/2005	<0.0025	
12/7/2005	<0.0025	
6/22/2006	<0.0025	
11/28/2006	<0.0025	
7/6/2007	<0.0025	
12/13/2007	<0.0025	
6/20/2008	<0.0025	
12/7/2008	<0.0025	
7/10/2009	<0.0025	
12/28/2009	<0.0025	
6/22/2010	<0.0025	
1/4/2011	<0.0025	
7/9/2011	0.0039	
1/20/2012	<0.0025	
7/11/2012	0.012 (o)	
1/19/2013	<0.0025	
7/18/2013	<0.0025	
1/15/2014	0.005	
7/11/2014	0.00079 (J)	
1/15/2015	0.00069 (J)	
6/19/2015	0.0007 (J)	
1/16/2016	0.00061 (J)	
4/20/2016	<0.0025	
6/15/2016	0.00051 (J)	
8/10/2016	0.00052 (J)	
9/27/2016	0.00077 (J)	
11/15/2016	0.00055 (J)	
1/12/2017	0.0005 (J)	
3/1/2017	0.00079 (J)	
4/20/2017	0.00056 (J)	
7/20/2017	0.00051 (J)	
1/11/2018	0.0006 (J)	
7/12/2018	0.00056 (J)	
1/30/2019	<0.0025	
3/27/2019	0.00051	
9/11/2019	0.00067	
4/1/2020	0.00051 (J)	
9/16/2020	0.00023 (J)	
3/16/2021	0.00058 (J)	
8/18/2021	0.00065 (J)	
2/23/2022		0.00049 (J)

Prediction Limit

Constituent: Cobalt (mg/L) Analysis Run 8/2/2022 5:13 PM View: Appendix I - IntraWell
Plant McIntosh Client: Southern Company Data: McIntosh LF4 CCR

	GWA-15	GWA-15
12/7/2015	0.0011 (J)	
12/15/2015	0.0011 (J)	
12/28/2015	0.0016	
1/13/2016	0.0016	
1/25/2016	0.0014	
4/21/2016	<0.0025	
6/15/2016	0.00047 (J)	
8/9/2016	<0.0025	
9/27/2016	0.00045 (J)	
11/15/2016	0.00048 (J)	
1/11/2017	0.00046 (J)	
2/28/2017	0.00061 (J)	
4/20/2017	0.00042 (J)	
7/19/2017	0.00041 (J)	
1/11/2018	0.00044 (J)	
7/11/2018	0.0004 (J)	
1/29/2019	0.00037 (J)	
3/26/2019	<0.0025	
9/11/2019	0.00044 (J)	
4/1/2020	0.00036 (J)	
9/15/2020	<0.0025	
3/17/2021	0.0004 (J)	
8/19/2021	0.0004 (J)	
2/22/2022		0.00051 (J)

Prediction Limit

Constituent: Cobalt (mg/L) Analysis Run 8/2/2022 5:13 PM View: Appendix I - IntraWell
Plant McIntosh Client: Southern Company Data: McIntosh LF4 CCR

	GWC-17	GWC-17
12/8/2015	0.0018	
12/14/2015	0.0016	
12/28/2015	0.0015	
1/13/2016	0.0013	
1/26/2016	0.0012 (J)	
4/20/2016	<0.0025	
6/15/2016	0.00073 (J)	
8/9/2016	0.00069 (J)	
9/27/2016	0.00081 (J)	
11/15/2016	0.00071 (J)	
1/11/2017	0.00062 (J)	
3/1/2017	0.00081 (J)	
4/20/2017	0.00053 (J)	
7/19/2017	0.00051 (J)	
1/11/2018	0.00046 (J)	
7/11/2018	<0.0025	
1/29/2019	0.00038 (J)	
3/27/2019	<0.0025	
9/11/2019	0.00034 (J)	
4/1/2020	0.00023 (J)	
9/15/2020	<0.0025	
3/16/2021	0.00027 (J)	
8/19/2021	0.00023 (J)	
2/22/2022		<0.0025

Prediction Limit

Constituent: Cobalt (mg/L) Analysis Run 8/2/2022 5:13 PM View: Appendix I - IntraWell
Plant McIntosh Client: Southern Company Data: McIntosh LF4 CCR

	GWC-18	GWC-18
12/8/2015	<0.0025	
12/14/2015	<0.0025	
12/28/2015	<0.0025	
1/14/2016	<0.0025	
1/26/2016	<0.0025	
4/19/2016	<0.0025	
6/16/2016	0.00017 (J)	
8/11/2016	<0.0025	
9/28/2016	<0.0025	
11/16/2016	<0.0025	
1/11/2017	<0.0025	
3/1/2017	<0.0025	
4/25/2017	<0.0025	
7/25/2017	<0.0025	
1/12/2018	<0.0025	
7/11/2018	<0.0025	
1/30/2019	<0.0025	
3/27/2019	<0.0025	
9/11/2019	8.2E-05 (J)	
4/1/2020	<0.0025	
9/15/2020	<0.0025	
3/17/2021	<0.0025	
8/19/2021	<0.0025	
2/23/2022		<0.0025

Prediction Limit

Constituent: Cobalt (mg/L) Analysis Run 8/2/2022 5:13 PM View: Appendix I - Intrawell
Plant McIntosh Client: Southern Company Data: McIntosh LF4 CCR

	GWC-19	GWC-19
12/8/2015	0.00084 (J)	
12/15/2015	0.00063 (J)	
12/28/2015	0.00071 (J)	
1/14/2016	<0.0025	
1/26/2016	<0.0025	
4/19/2016	<0.0025	
6/16/2016	6.7E-05 (J)	
8/10/2016	<0.0025	
9/28/2016	<0.0025	
11/15/2016	<0.0025	
1/16/2017	<0.0025	
3/1/2017	<0.0025	
4/25/2017	<0.0025	
7/25/2017	<0.0025	
1/12/2018	<0.0025	
7/11/2018	<0.0025	
1/29/2019	<0.0025	
3/27/2019	<0.0025	
9/11/2019	9.9E-05 (J)	
4/1/2020	<0.0025	
9/16/2020	<0.0025	
3/16/2021	<0.0025	
8/19/2021	<0.0025	
2/23/2022		<0.0025

Prediction Limit

Constituent: Cobalt (mg/L) Analysis Run 8/2/2022 5:13 PM View: Appendix I - IntraWell
Plant McIntosh Client: Southern Company Data: McIntosh LF4 CCR

	GWC-20	GWC-20
12/9/2015	0.0055	
12/14/2015	0.0073	
12/29/2015	0.0076	
1/14/2016	0.0056	
1/25/2016	0.0061	
4/21/2016	0.00468 (J)	
6/16/2016	0.0032 (J)	
8/10/2016	0.0025	
9/27/2016	0.0023 (J)	
11/15/2016	0.0019 (J)	
1/13/2017	0.0017 (J)	
3/1/2017	0.0021 (J)	
4/25/2017	0.0016 (J)	
7/25/2017	0.0016 (J)	
1/12/2018	0.0014 (J)	
7/11/2018	0.0013 (J)	
1/29/2019	0.00084 (J)	
3/27/2019	0.0012	
9/11/2019	0.0014	
4/1/2020	0.00094 (J)	
9/15/2020	0.00097 (J)	
3/16/2021	0.0009 (J)	
8/19/2021	0.00088 (J)	
2/22/2022		0.0009 (J)

Prediction Limit

Constituent: Cobalt (mg/L) Analysis Run 8/2/2022 5:13 PM View: Appendix I - IntraWell
Plant McIntosh Client: Southern Company Data: McIntosh LF4 CCR

	GWC-21	GWC-21
12/9/2015	0.0013	
12/14/2015	0.0014	
12/29/2015	0.0018	
1/14/2016	0.0018	
1/25/2016	0.0019	
4/21/2016	<0.0025	
6/16/2016	0.0021 (J)	
8/10/2016	0.0015 (J)	
9/27/2016	0.015 (o)	
11/15/2016	0.0017 (J)	
1/12/2017	0.0014 (J)	
3/1/2017	0.0019 (J)	
4/24/2017	0.0015 (J)	
7/25/2017	0.0014 (J)	
1/11/2018	0.0013 (J)	
7/11/2018	0.0012 (J)	
1/30/2019	<0.0025	
3/27/2019	0.001	
9/11/2019	0.0012	
4/1/2020	0.00088 (J)	
9/15/2020	0.00088 (J)	
3/17/2021	0.00092 (J)	
8/19/2021	0.00077 (J)	
2/23/2022		0.00079 (J)

Prediction Limit

Constituent: Cobalt (mg/L) Analysis Run 8/2/2022 5:13 PM View: Appendix I - IntraWell
Plant McIntosh Client: Southern Company Data: McIntosh LF4 CCR

	GWC-23	GWC-23
6/16/2016	0.0019 (J)	
8/10/2016	0.0051	
9/28/2016	0.0058	
11/16/2016	0.0063	
1/17/2017	0.0057	
3/2/2017	0.0095	
4/25/2017	0.0078	
7/13/2017	0.0061	
7/25/2017	0.0074	
1/12/2018	0.0072	
7/12/2018	0.0077	
1/30/2019	0.0061	
3/27/2019	0.006	
9/11/2019	0.0059	
4/1/2020	0.0037	
9/15/2020	0.0032	
3/17/2021	0.0035	
8/19/2021	0.0025	
2/23/2022		0.0026

Prediction Limit

Constituent: Cobalt (mg/L) Analysis Run 8/2/2022 5:13 PM View: Appendix I - Intrawell
Plant McIntosh Client: Southern Company Data: McIntosh LF4 CCR

	GWA-4A	GWA-4A
8/25/2004	<0.0025	
9/11/2004	<0.0025	
9/26/2004	<0.0025	
10/13/2004	<0.0025	
7/11/2005	<0.0025	
12/7/2005	<0.0025	
6/22/2006	<0.0025	
11/28/2006	<0.0025	
7/6/2007	<0.0025	
12/13/2007	<0.0025	
6/20/2008	<0.0025	
12/7/2008	<0.0025	
7/9/2009	<0.0025	
12/30/2009	0.013	
6/22/2010	<0.0025	
1/4/2011	<0.0025	
7/10/2011	<0.0025	
1/21/2012	0.0061	
7/11/2012	0.01	
1/20/2013	0.0033	
7/19/2013	<0.0025	
1/16/2014	0.0027	
7/10/2014	<0.0025	
1/16/2015	0.0077	
6/20/2015	<0.0025	
1/14/2016	<0.0025	
4/20/2016	<0.0025	
6/14/2016	0.0004 (J)	
8/11/2016	0.0046	
9/27/2016	0.001 (J)	
11/14/2016	<0.0025	
1/10/2017	0.00044 (J)	
2/28/2017	0.001 (J)	
4/20/2017	0.00059 (J)	
7/18/2017	0.00079 (J)	
1/10/2018	0.0018 (J)	
7/11/2018	0.0044	
1/29/2019	0.0033	
3/26/2019	0.0037	
9/10/2019	0.0031	
3/31/2020	0.0038	
9/16/2020	0.0014 (J)	
3/17/2021	0.0014 (J)	
8/19/2021	0.0013 (J)	
2/23/2022		0.0013 (J)

Prediction Limit

Constituent: Cobalt (mg/L) Analysis Run 8/2/2022 5:13 PM View: Appendix I - Intrawell
Plant McIntosh Client: Southern Company Data: McIntosh LF4 CCR

	GWA-5	GWA-5
8/25/2004	<0.01	
9/11/2004	<0.01	
9/26/2004	<0.01	
10/13/2004	<0.01	
7/11/2005	<0.01	
12/7/2005	<0.01	
6/22/2006	<0.01	
11/28/2006	<0.01	
7/6/2007	<0.01	
12/13/2007	<0.01	
6/20/2008	<0.01	
12/7/2008	<0.01	
7/9/2009	<0.01	
12/29/2009	0.011	
6/22/2010	<0.01	
1/4/2011	<0.01	
7/9/2011	<0.01	
1/21/2012	<0.01	
7/11/2012	0.0072	
1/19/2013	<0.01	
7/18/2013	<0.01	
1/15/2014	0.00075 (J)	
7/10/2014	0.0007 (J)	
1/15/2015	0.0007 (J)	
6/19/2015	0.0011 (J)	
1/14/2016	0.00064 (J)	
4/20/2016	<0.01	
6/14/2016	0.0006 (J)	
8/9/2016	0.00062 (J)	
9/27/2016	0.00059 (J)	
11/15/2016	0.00064 (J)	
1/11/2017	0.00064 (J)	
1/19/2017	0.00046 (J)	
1/24/2017	0.009	
2/28/2017	0.00078 (J)	
4/20/2017	0.00065 (J)	
7/18/2017	0.00069 (J)	
1/10/2018	0.00068 (J)	
7/11/2018	0.00071 (J)	
1/29/2019	0.00064 (J)	
3/26/2019	0.00064	
9/10/2019	0.00074	
3/31/2020	0.00067 (J)	
9/15/2020	0.0005 (J)	
3/17/2021	0.00083 (J)	
8/19/2021	0.00079 (J)	
2/22/2022		0.00076 (J)

Prediction Limit

Constituent: Cobalt (mg/L) Analysis Run 8/2/2022 5:13 PM View: Appendix I - Intrawell
Plant McIntosh Client: Southern Company Data: McIntosh LF4 CCR

	GWC-9	GWC-9
8/25/2004	<0.0025	
9/11/2004	<0.0025	
9/26/2004	<0.0025	
10/13/2004	<0.0025	
7/11/2005	<0.0025	
12/7/2005	<0.0025	
6/22/2006	<0.0025	
11/28/2006	<0.0025	
7/6/2007	<0.0025	
12/13/2007	<0.0025	
6/20/2008	<0.0025	
12/7/2008	<0.0025	
7/9/2009	<0.0025	
12/29/2009	<0.0025	
6/22/2010	<0.0025	
1/5/2011	<0.0025	
7/9/2011	<0.0025	
1/21/2012	<0.0025	
7/11/2012	0.0013	
1/19/2013	0.0055	
7/18/2013	<0.0025	
1/15/2014	0.00052 (J)	
7/10/2014	0.00055 (J)	
1/16/2015	<0.0025	
6/20/2015	0.00052 (J)	
1/14/2016	0.00051 (J)	
4/19/2016	<0.0025	
6/15/2016	0.00052 (J)	
8/10/2016	0.0006 (J)	
9/27/2016	0.00063 (J)	
11/15/2016	0.00053 (J)	
1/13/2017	0.00052 (J)	
3/1/2017	0.00084 (J)	
4/24/2017	0.00055 (J)	
7/24/2017	0.00058 (J)	
1/12/2018	0.00054 (J)	
7/12/2018	0.00072 (J)	
1/30/2019	<0.0025	
3/27/2019	0.00051	
9/11/2019	0.00083	
4/1/2020	0.00042 (J)	
9/16/2020	0.00037 (J)	
3/17/2021	0.00092 (J)	
8/19/2021	0.00063 (J)	
2/23/2022		0.00064 (J)

Prediction Limit

Constituent: Copper (mg/L) Analysis Run 8/2/2022 5:13 PM View: Appendix I - Intravel
Plant McIntosh Client: Southern Company Data: McIntosh LF4 CCR

	GWA-13	GWA-13
12/7/2015	<0.002	
12/15/2015	<0.002	
12/29/2015	<0.002	
1/13/2016	<0.002	
1/25/2016	<0.002	
6/14/2016	<0.002	
1/12/2017	<0.002	
7/18/2017	<0.002	
1/10/2018	<0.002	
7/11/2018	<0.002	
1/29/2019	<0.002	
3/26/2019	<0.002	
9/10/2019	0.00066 (J)	
3/31/2020	<0.002	
9/15/2020	<0.002	
3/16/2021	<0.002	
8/18/2021	<0.002	
2/22/2022		<0.002

Prediction Limit

Constituent: Copper (mg/L) Analysis Run 8/2/2022 5:13 PM View: Appendix I - Intravel
Plant McIntosh Client: Southern Company Data: McIntosh LF4 CCR

	GWA-14	GWA-14
12/7/2015	<0.002	
12/15/2015	<0.002	
12/29/2015	<0.002	
1/13/2016	<0.002	
1/25/2016	0.0014 (J)	
6/14/2016	<0.002	
1/11/2017	<0.002	
7/19/2017	<0.002	
1/11/2018	<0.002	
7/11/2018	<0.002	
1/29/2019	<0.002	
3/26/2019	<0.002	
9/10/2019	0.00076 (J)	
4/1/2020	<0.002	
9/15/2020	<0.002	
3/16/2021	<0.002	
8/17/2021	<0.002	
2/22/2022		<0.002

Prediction Limit

Constituent: Copper (mg/L) Analysis Run 8/2/2022 5:13 PM View: Appendix I - Intravel
Plant McIntosh Client: Southern Company Data: McIntosh LF4 CCR

	GWA-16	GWA-16
12/7/2015	0.001 (J)	
12/14/2015	<0.002	
12/28/2015	<0.002	
1/13/2016	<0.002	
1/25/2016	0.00081 (J)	
6/15/2016	<0.002	
1/11/2017	<0.002	
7/19/2017	<0.002	
1/11/2018	<0.002	
7/11/2018	<0.002	
1/29/2019	<0.002	
3/26/2019	<0.002	
9/10/2019	<0.002	
4/1/2020	<0.002	
9/15/2020	<0.002	
3/16/2021	<0.002	
8/17/2021	<0.002	
2/22/2022		<0.002

Prediction Limit

Constituent: Copper (mg/L) Analysis Run 8/2/2022 5:13 PM View: Appendix I - IntraWell
Plant McIntosh Client: Southern Company Data: McIntosh LF4 CCR

	GWA-2	GWA-2
8/25/2004	<0.002	
9/11/2004	0.003	
9/26/2004	<0.002	
10/13/2004	<0.002	
7/11/2005	<0.002	
12/7/2005	<0.002	
6/22/2006	<0.002	
11/28/2006	<0.002	
7/6/2007	<0.002	
12/13/2007	<0.002	
6/20/2008	<0.002	
12/7/2008	<0.002	
7/9/2009	<0.002	
12/28/2009	<0.002	
6/22/2010	<0.002	
1/4/2011	<0.002	
7/9/2011	<0.002	
1/21/2012	<0.002	
7/11/2012	<0.002	
1/20/2013	<0.002	
7/19/2013	<0.002	
1/15/2014	<0.002	
7/11/2014	<0.002	
1/16/2015	<0.002	
6/20/2015	<0.002	
1/16/2016	<0.002	
6/14/2016	<0.002	
1/10/2017	<0.002	
7/17/2017	<0.002	
1/10/2018	<0.002	
7/11/2018	<0.002	
1/29/2019	<0.002	
3/27/2019	<0.002	
9/11/2019	<0.002	
4/1/2020	<0.002	
9/15/2020	<0.002	
3/16/2021	<0.002	
8/17/2021	<0.002	
2/22/2022		<0.002

Prediction Limit

Constituent: Copper (mg/L) Analysis Run 8/2/2022 5:13 PM View: Appendix I - IntraWell
Plant McIntosh Client: Southern Company Data: McIntosh LF4 CCR

	GWA-3	GWA-3
8/25/2004	<0.002	
9/11/2004	<0.002	
9/26/2004	0.0029	
10/13/2004	<0.002	
7/11/2005	<0.002	
12/7/2005	<0.002	
6/22/2006	0.0026	
11/28/2006	<0.002	
7/6/2007	0.0034	
12/13/2007	<0.002	
6/20/2008	<0.002	
12/7/2008	<0.002	
7/9/2009	<0.002	
12/28/2009	<0.002	
6/22/2010	<0.002	
1/5/2011	0.014 (o)	
7/9/2011	<0.002	
1/20/2012	<0.002	
7/11/2012	<0.002	
1/19/2013	<0.002	
7/18/2013	<0.002	
1/15/2014	<0.002	
7/11/2014	<0.002	
1/15/2015	<0.002	
6/19/2015	<0.002	
1/16/2016	<0.002	
6/14/2016	<0.002	
1/10/2017	<0.002	
7/18/2017	<0.002	
1/10/2018	<0.002	
7/11/2018	<0.002	
1/29/2019	<0.002	
3/27/2019	<0.002	
9/11/2019	0.00092 (J)	
4/1/2020	<0.002	
9/15/2020	0.00095 (J)	
3/16/2021	<0.002	
8/17/2021	<0.002	
2/22/2022		<0.002

Prediction Limit

Constituent: Copper (mg/L) Analysis Run 8/2/2022 5:13 PM View: Appendix I - Intravel
Plant McIntosh Client: Southern Company Data: McIntosh LF4 CCR

	GWC-1	GWC-1
8/25/2004	<0.002	
9/11/2004	<0.002	
9/26/2004	<0.002	
7/11/2005	<0.002	
12/7/2005	<0.002	
6/22/2006	<0.002	
11/28/2006	<0.002	
7/6/2007	<0.002	
12/13/2007	<0.002	
6/20/2008	<0.002	
12/7/2008	<0.002	
7/9/2009	<0.002	
12/28/2009	<0.002	
6/22/2010	<0.002	
1/4/2011	<0.002	
7/9/2011	<0.002	
1/21/2012	<0.002	
7/11/2012	<0.002	
1/20/2013	<0.002	
7/19/2013	<0.002	
1/15/2014	<0.002	
7/11/2014	<0.002	
1/16/2015	<0.002	
6/20/2015	<0.002	
1/16/2016	<0.002	
6/15/2016	<0.002	
1/12/2017	<0.002	
7/19/2017	<0.002	
1/11/2018	<0.002	
7/12/2018	<0.002	
1/30/2019	<0.002	
3/27/2019	<0.002	
9/11/2019	0.001 (J)	
4/1/2020	<0.002	
9/15/2020	<0.002	
3/16/2021	<0.002	
8/18/2021	<0.002	
2/23/2022		<0.002

Prediction Limit

Constituent: Copper (mg/L) Analysis Run 8/2/2022 5:13 PM View: Appendix I - IntraWell
Plant McIntosh Client: Southern Company Data: McIntosh LF4 CCR

	GWC-11	GWC-11
8/25/2004	<0.002	
9/11/2004	<0.002	
9/26/2004	<0.002	
10/13/2004	<0.002	
7/11/2005	<0.002	
12/7/2005	<0.002	
6/22/2006	<0.002	
11/28/2006	0.0027	
7/6/2007	<0.002	
12/13/2007	<0.002	
6/20/2008	<0.002	
12/7/2008	<0.002	
7/10/2009	<0.002	
12/29/2009	<0.002	
6/22/2010	<0.002	
1/5/2011	<0.002	
7/9/2011	<0.002	
1/21/2012	<0.002	
7/11/2012	<0.002	
1/19/2013	<0.002	
7/19/2013	<0.002	
1/15/2014	<0.002	
7/11/2014	0.0014 (J)	
1/16/2015	<0.002	
6/20/2015	<0.002	
1/14/2016	<0.002	
6/15/2016	<0.002	
1/12/2017	<0.002	
7/24/2017	<0.002	
1/11/2018	<0.002	
7/12/2018	<0.002	
1/30/2019	<0.002	
3/27/2019	<0.002	
9/11/2019	<0.002	
4/2/2020	0.0013 (J)	
9/15/2020	<0.002	
3/17/2021	0.0019 (J)	
8/18/2021	<0.002	
2/23/2022		<0.002

Prediction Limit

Constituent: Copper (mg/L) Analysis Run 8/2/2022 5:13 PM View: Appendix I - IntraWell
Plant McIntosh Client: Southern Company Data: McIntosh LF4 CCR

	GWC-12	GWC-12
8/25/2004	<0.002	
9/11/2004	<0.002	
9/26/2004	<0.002	
10/13/2004	<0.002	
7/11/2005	<0.002	
12/7/2005	<0.002	
6/22/2006	<0.002	
11/28/2006	<0.002	
7/6/2007	<0.002	
12/13/2007	<0.002	
6/20/2008	<0.002	
12/7/2008	<0.002	
7/10/2009	<0.002	
12/28/2009	<0.002	
6/22/2010	<0.002	
1/4/2011	<0.002	
7/9/2011	<0.002	
1/20/2012	<0.002	
7/11/2012	<0.002	
1/19/2013	<0.002	
7/18/2013	<0.002	
1/15/2014	<0.002	
7/11/2014	<0.002	
1/15/2015	<0.002	
6/19/2015	<0.002	
1/16/2016	<0.002	
6/15/2016	<0.002	
1/12/2017	<0.002	
7/20/2017	<0.002	
1/11/2018	<0.002	
7/12/2018	<0.002	
1/30/2019	<0.002	
3/27/2019	<0.002	
9/11/2019	0.00069 (J)	
4/1/2020	<0.002	
9/16/2020	<0.002	
3/16/2021	<0.002	
8/18/2021	0.00096 (J)	
2/23/2022		<0.002

Prediction Limit

Constituent: Copper (mg/L) Analysis Run 8/2/2022 5:13 PM View: Appendix I - Intravel
Plant McIntosh Client: Southern Company Data: McIntosh LF4 CCR

	GWA-15	GWA-15
12/7/2015	0.00084 (J)	
12/15/2015	<0.002	
12/28/2015	<0.002	
1/13/2016	<0.002	
1/25/2016	<0.002	
6/15/2016	<0.002	
1/11/2017	<0.002	
7/19/2017	<0.002	
1/11/2018	<0.002	
7/11/2018	<0.002	
1/29/2019	<0.002	
3/26/2019	<0.002	
9/11/2019	<0.002	
4/1/2020	<0.002	
9/15/2020	<0.002	
3/17/2021	<0.002	
8/19/2021	<0.002	
2/22/2022		<0.002

Prediction Limit

Constituent: Copper (mg/L) Analysis Run 8/2/2022 5:13 PM View: Appendix I - Intravel
Plant McIntosh Client: Southern Company Data: McIntosh LF4 CCR

	GWC-17	GWC-17
12/8/2015	0.0021 (J)	
12/14/2015	0.0018 (J)	
12/28/2015	<0.002	
1/13/2016	<0.002	
1/26/2016	<0.002	
6/15/2016	<0.002	
1/11/2017	<0.002	
7/19/2017	<0.002	
1/11/2018	<0.002	
7/11/2018	<0.002	
1/29/2019	<0.002	
3/27/2019	<0.002	
9/11/2019	0.0012 (J)	
4/1/2020	<0.002	
9/15/2020	<0.002	
3/16/2021	<0.002	
8/19/2021	<0.002	
2/22/2022		<0.002

Prediction Limit

Constituent: Copper (mg/L) Analysis Run 8/2/2022 5:13 PM View: Appendix I - Intravel
Plant McIntosh Client: Southern Company Data: McIntosh LF4 CCR

	GWC-18	GWC-18
12/8/2015	<0.002	
12/14/2015	0.00096 (J)	
12/28/2015	<0.002	
1/14/2016	<0.002	
1/26/2016	<0.002	
6/16/2016	0.00068 (J)	
1/11/2017	<0.002	
7/25/2017	<0.002	
1/12/2018	<0.002	
7/11/2018	<0.002	
1/30/2019	0.0021 (J)	
3/27/2019	<0.002	
9/11/2019	0.0011 (J)	
4/1/2020	<0.002	
9/15/2020	<0.002	
3/17/2021	0.001 (J)	
8/19/2021	0.00089 (J)	
2/23/2022		<0.002

Prediction Limit

Constituent: Copper (mg/L) Analysis Run 8/2/2022 5:13 PM View: Appendix I - Intravel
Plant McIntosh Client: Southern Company Data: McIntosh LF4 CCR

	GWC-19	GWC-19
12/8/2015	<0.002	
12/15/2015	<0.002	
12/28/2015	<0.002	
1/14/2016	<0.002	
1/26/2016	<0.002	
6/16/2016	0.00024 (J)	
1/16/2017	<0.002	
7/25/2017	<0.002	
1/12/2018	<0.002	
7/11/2018	<0.002	
1/29/2019	<0.002	
3/27/2019	<0.002	
9/11/2019	0.00085 (J)	
4/1/2020	<0.002	
9/16/2020	<0.002	
3/16/2021	<0.002	
8/19/2021	<0.002	
2/23/2022		<0.002

Prediction Limit

Constituent: Copper (mg/L) Analysis Run 8/2/2022 5:13 PM View: Appendix I - Intravel
Plant McIntosh Client: Southern Company Data: McIntosh LF4 CCR

	GWC-20	GWC-20
12/9/2015	<0.002	
12/14/2015	<0.002	
12/29/2015	<0.002	
1/14/2016	<0.002	
1/25/2016	<0.002	
6/16/2016	0.00032 (J)	
1/13/2017	<0.002	
7/25/2017	<0.002	
1/12/2018	<0.002	
7/11/2018	<0.002	
1/29/2019	<0.002	
3/27/2019	<0.002	
9/11/2019	0.0012 (J)	
4/1/2020	<0.002	
9/15/2020	<0.002	
3/16/2021	<0.002	
8/19/2021	<0.002	
2/22/2022		<0.002

Prediction Limit

Constituent: Copper (mg/L) Analysis Run 8/2/2022 5:13 PM View: Appendix I - Intravel
Plant McIntosh Client: Southern Company Data: McIntosh LF4 CCR

	GWC-21	GWC-21
12/9/2015	<0.002	
12/14/2015	<0.002	
12/29/2015	0.00082 (J)	
1/14/2016	0.0064 (o)	
1/25/2016	<0.002	
6/16/2016	0.00042 (J)	
1/12/2017	<0.002	
7/25/2017	<0.002	
1/11/2018	<0.002	
7/11/2018	<0.002	
1/30/2019	<0.002	
3/27/2019	<0.002	
9/11/2019	0.00066 (J)	
4/1/2020	<0.002	
9/15/2020	<0.002	
3/17/2021	<0.002	
8/19/2021	<0.002	
2/23/2022		<0.002

Prediction Limit

Constituent: Copper (mg/L) Analysis Run 8/2/2022 5:13 PM View: Appendix I - IntraWell
Plant McIntosh Client: Southern Company Data: McIntosh LF4 CCR

	GWC-23	GWC-23
6/16/2016	0.0011 (J)	
1/17/2017	<0.002	
7/25/2017	<0.002	
1/12/2018	<0.002	
7/12/2018	<0.002	
1/30/2019	<0.002	
3/27/2019	<0.002	
9/11/2019	0.00092 (J)	
4/1/2020	<0.002	
9/15/2020	<0.002	
3/17/2021	<0.002	
8/19/2021	0.0013 (J)	
2/23/2022		<0.002

Prediction Limit

Constituent: Copper (mg/L) Analysis Run 8/2/2022 5:13 PM View: Appendix I - Intravel
Plant McIntosh Client: Southern Company Data: McIntosh LF4 CCR

	GWA-4A	GWA-4A
8/25/2004	0.0023	
9/11/2004	<0.0025	
9/26/2004	<0.0025	
10/13/2004	<0.0025	
7/11/2005	<0.0025	
12/7/2005	<0.0025	
6/22/2006	<0.0025	
11/28/2006	<0.0025	
7/6/2007	<0.0025	
12/13/2007	<0.0025	
6/20/2008	<0.0025	
12/7/2008	<0.0025	
7/9/2009	<0.0025	
12/30/2009	<0.0025	
6/22/2010	<0.0025	
1/4/2011	<0.0025	
7/10/2011	<0.0025	
1/21/2012	<0.0025	
7/11/2012	<0.0025	
1/20/2013	<0.0025	
7/19/2013	<0.0025	
1/16/2014	<0.0025	
7/10/2014	<0.0025	
1/16/2015	<0.0025	
6/20/2015	<0.0025	
1/14/2016	<0.0025	
6/14/2016	<0.0025	
1/10/2017	<0.0025	
7/18/2017	<0.0025	
1/10/2018	<0.0025	
7/11/2018	<0.0025	
1/29/2019	<0.0025	
3/26/2019	0.0021	
9/10/2019	0.0016 (J)	
3/31/2020	0.0051	
9/16/2020	0.00079 (J)	
3/17/2021	0.0012 (J)	
8/19/2021	0.00087 (J)	
2/23/2022		0.0012 (J)

Prediction Limit

Constituent: Copper (mg/L) Analysis Run 8/2/2022 5:13 PM View: Appendix I - IntraWell
Plant McIntosh Client: Southern Company Data: McIntosh LF4 CCR

	GWA-5	GWA-5
8/25/2004	<0.002	
9/11/2004	<0.002	
9/26/2004	<0.002	
10/13/2004	<0.002	
7/11/2005	<0.002	
12/7/2005	<0.002	
6/22/2006	<0.002	
11/28/2006	<0.002	
7/6/2007	<0.002	
12/13/2007	<0.002	
6/20/2008	<0.002	
12/7/2008	<0.002	
7/9/2009	<0.002	
12/29/2009	<0.002	
6/22/2010	<0.002	
1/4/2011	<0.002	
7/9/2011	<0.002	
1/21/2012	<0.002	
7/11/2012	<0.002	
1/19/2013	<0.002	
7/18/2013	<0.002	
1/15/2014	<0.002	
7/10/2014	<0.002	
1/15/2015	<0.002	
6/19/2015	<0.002	
1/14/2016	0.00084 (J)	
6/14/2016	0.0021 (J)	
1/11/2017	<0.002	
7/18/2017	<0.002	
1/10/2018	<0.002	
7/11/2018	<0.002	
1/29/2019	<0.002	
3/26/2019	<0.002	
9/10/2019	<0.002	
3/31/2020	<0.002	
9/15/2020	<0.002	
3/17/2021	<0.002	
8/19/2021	<0.002	
2/22/2022		<0.002

Prediction Limit

Constituent: Copper (mg/L) Analysis Run 8/2/2022 5:13 PM View: Appendix I - IntraWell
Plant McIntosh Client: Southern Company Data: McIntosh LF4 CCR

	GWC-9	GWC-9
8/25/2004	<0.002	
9/11/2004	<0.002	
9/26/2004	0.0021	
10/13/2004	<0.002	
7/11/2005	<0.002	
12/7/2005	<0.002	
6/22/2006	<0.002	
11/28/2006	<0.002	
7/6/2007	<0.002	
12/13/2007	<0.002	
6/20/2008	<0.002	
12/7/2008	<0.002	
7/9/2009	<0.002	
12/29/2009	<0.002	
6/22/2010	<0.002	
1/5/2011	<0.002	
7/9/2011	<0.002	
1/21/2012	<0.002	
7/11/2012	<0.002	
1/19/2013	<0.002	
7/18/2013	<0.002	
1/15/2014	<0.002	
7/10/2014	<0.002	
1/16/2015	<0.002	
6/20/2015	<0.002	
1/14/2016	<0.002	
6/15/2016	<0.002	
1/13/2017	<0.002	
7/24/2017	<0.002	
1/12/2018	<0.002	
7/12/2018	<0.002	
1/30/2019	0.002 (J)	
3/27/2019	<0.002	
9/11/2019	0.00092 (J)	
4/1/2020	<0.002	
9/16/2020	<0.002	
3/17/2021	<0.002	
8/19/2021	<0.002	
2/23/2022		<0.002

Prediction Limit

Constituent: Lead (mg/L) Analysis Run 8/2/2022 5:13 PM View: Appendix I - Intrawell
Plant McIntosh Client: Southern Company Data: McIntosh LF4 CCR

	GWA-13	GWA-13
12/7/2015	<0.001	
12/15/2015	<0.001	
12/29/2015	<0.001	
1/13/2016	<0.001	
1/25/2016	<0.001	
4/20/2016	<0.001	
6/14/2016	<0.001	
8/9/2016	<0.001	
9/27/2016	<0.001	
11/15/2016	<0.001	
1/12/2017	<0.001	
2/28/2017	<0.001	
4/20/2017	<0.001	
7/18/2017	<0.001	
1/10/2018	<0.001	
7/11/2018	<0.001	
1/29/2019	<0.001	
3/26/2019	<0.001	
9/10/2019	0.00058 (J)	
3/31/2020	<0.001	
9/15/2020	<0.001	
3/16/2021	<0.001	
8/18/2021	<0.001	
2/22/2022		<0.001

Prediction Limit

Constituent: Lead (mg/L) Analysis Run 8/2/2022 5:13 PM View: Appendix I - Intrawell
Plant McIntosh Client: Southern Company Data: McIntosh LF4 CCR

	GWA-14	GWA-14
12/7/2015	<0.001	
12/15/2015	<0.001	
12/29/2015	<0.001	
1/13/2016	<0.001	
1/25/2016	<0.001	
4/20/2016	<0.001	
6/14/2016	<0.001	
8/9/2016	<0.001	
9/27/2016	<0.001	
11/15/2016	<0.001	
1/11/2017	<0.001	
2/28/2017	<0.001	
4/20/2017	<0.001	
7/19/2017	<0.001	
1/11/2018	<0.001	
7/11/2018	<0.001	
1/29/2019	<0.001	
3/26/2019	<0.001	
9/10/2019	0.00013 (J)	
4/1/2020	<0.001	
9/15/2020	<0.001	
3/16/2021	<0.001	
8/17/2021	0.00021 (J)	
2/22/2022		<0.001

Prediction Limit

Constituent: Lead (mg/L) Analysis Run 8/2/2022 5:13 PM View: Appendix I - Intrawell
Plant McIntosh Client: Southern Company Data: McIntosh LF4 CCR

	GWA-16	GWA-16
12/7/2015	<0.001	
12/14/2015	<0.001	
12/28/2015	<0.001	
1/13/2016	<0.001	
1/25/2016	<0.001	
4/20/2016	<0.001	
6/15/2016	<0.001	
8/9/2016	<0.001	
9/27/2016	<0.001	
11/15/2016	<0.001	
1/11/2017	<0.001	
3/1/2017	<0.001	
4/20/2017	<0.001	
7/19/2017	<0.001	
1/11/2018	<0.001	
7/11/2018	<0.001	
1/29/2019	<0.001	
3/26/2019	<0.001	
9/10/2019	0.00013 (J)	
4/1/2020	<0.001	
9/15/2020	0.00024 (J)	
3/16/2021	<0.001	
8/17/2021	<0.001	
2/22/2022		<0.001

Prediction Limit

Constituent: Lead (mg/L) Analysis Run 8/2/2022 5:13 PM View: Appendix I - Intrawell
Plant McIntosh Client: Southern Company Data: McIntosh LF4 CCR

	GWA-2	GWA-2
8/25/2004	<0.001	
9/11/2004	<0.001	
9/26/2004	<0.001	
10/13/2004	<0.001	
7/11/2005	<0.001	
12/7/2005	<0.001	
6/22/2006	<0.001	
11/28/2006	<0.001	
7/6/2007	<0.001	
12/13/2007	<0.001	
6/20/2008	<0.001	
12/7/2008	<0.001	
7/9/2009	<0.001	
12/28/2009	<0.001	
6/22/2010	<0.001	
1/4/2011	<0.001	
7/9/2011	<0.001	
1/21/2012	<0.001	
7/11/2012	<0.001	
1/20/2013	<0.001	
7/19/2013	<0.001	
1/15/2014	<0.001	
7/11/2014	<0.001	
1/16/2015	<0.001	
6/20/2015	<0.001	
1/16/2016	<0.001	
4/19/2016	<0.001	
6/14/2016	<0.001	
8/9/2016	<0.001	
9/26/2016	<0.001	
11/15/2016	<0.001	
1/10/2017	<0.001	
2/28/2017	<0.001	
4/19/2017	<0.001	
7/17/2017	<0.001	
1/10/2018	<0.001	
7/11/2018	<0.001	
1/29/2019	<0.001	
3/27/2019	<0.001	
9/11/2019	<0.001	
4/1/2020	<0.001	
9/15/2020	<0.001	
3/16/2021	<0.001	
8/17/2021	0.00081 (J)	
2/22/2022		0.0054

Prediction Limit

Constituent: Lead (mg/L) Analysis Run 8/2/2022 5:13 PM View: Appendix I - IntraWell
Plant McIntosh Client: Southern Company Data: McIntosh LF4 CCR

	GWC-11	GWC-11
8/25/2004	<0.001	
9/11/2004	<0.001	
9/26/2004	<0.001	
10/13/2004	<0.001	
7/11/2005	<0.001	
12/7/2005	<0.001	
6/22/2006	<0.001	
11/28/2006	<0.001	
7/6/2007	<0.001	
12/13/2007	<0.001	
6/20/2008	<0.001	
12/7/2008	<0.001	
7/10/2009	<0.001	
12/29/2009	<0.001	
6/22/2010	<0.001	
1/5/2011	<0.001	
7/9/2011	<0.001	
1/21/2012	<0.001	
7/11/2012	<0.001	
1/19/2013	<0.001	
7/19/2013	<0.001	
1/15/2014	<0.001	
7/11/2014	<0.001	
1/16/2015	<0.001	
6/20/2015	<0.001	
1/14/2016	<0.001	
4/20/2016	<0.001	
6/15/2016	0.0002 (J)	
8/10/2016	<0.001	
9/27/2016	<0.001	
11/15/2016	<0.001	
1/12/2017	<0.001	
3/1/2017	<0.001	
4/24/2017	0.00037 (J)	
7/24/2017	<0.001	
1/11/2018	<0.001	
7/12/2018	<0.001	
1/30/2019	<0.001	
3/27/2019	<0.001	
9/11/2019	<0.001	
4/2/2020	0.00025 (J)	
9/15/2020	<0.001	
3/17/2021	0.00031 (J)	
8/18/2021	<0.001	
2/23/2022		0.00017 (J)

Prediction Limit

Constituent: Lead (mg/L) Analysis Run 8/2/2022 5:13 PM View: Appendix I - Intrawell
Plant McIntosh Client: Southern Company Data: McIntosh LF4 CCR

	GWC-18	GWC-18
12/8/2015	<0.001	
12/14/2015	<0.001	
12/28/2015	<0.001	
1/14/2016	<0.001	
1/26/2016	<0.001	
4/19/2016	<0.001	
6/16/2016	0.00015 (J)	
8/11/2016	<0.001	
9/28/2016	<0.001	
11/16/2016	<0.001	
1/11/2017	<0.001	
3/1/2017	<0.001	
4/25/2017	<0.001	
7/25/2017	<0.001	
1/12/2018	<0.001	
7/11/2018	<0.001	
1/30/2019	0.00067 (J)	
3/27/2019	<0.001	
9/11/2019	0.00017 (J)	
4/1/2020	<0.001	
9/15/2020	<0.001	
3/17/2021	0.00015 (J)	
8/19/2021	0.00037 (J)	
2/23/2022		0.00026 (J)

Prediction Limit

Constituent: Lead (mg/L) Analysis Run 8/2/2022 5:13 PM View: Appendix I - Intrawell
Plant McIntosh Client: Southern Company Data: McIntosh LF4 CCR

	GWC-20	GWC-20
12/9/2015	<0.001	
12/14/2015	<0.001	
12/29/2015	<0.001	
1/14/2016	<0.001	
1/25/2016	<0.001	
4/21/2016	<0.001	
6/16/2016	<0.001	
8/10/2016	<0.001	
9/27/2016	<0.001	
11/15/2016	<0.001	
1/13/2017	<0.001	
3/1/2017	<0.001	
4/25/2017	<0.001	
7/25/2017	<0.001	
1/12/2018	<0.001	
7/11/2018	<0.001	
1/29/2019	<0.001	
3/27/2019	<0.001	
9/11/2019	0.00024 (J)	
4/1/2020	<0.001	
9/15/2020	<0.001	
3/16/2021	<0.001	
8/19/2021	<0.001	
2/22/2022		<0.001

Prediction Limit

Constituent: Lead (mg/L) Analysis Run 8/2/2022 5:13 PM View: Appendix I - Intrawell
Plant McIntosh Client: Southern Company Data: McIntosh LF4 CCR

	GWC-21	GWC-21
12/9/2015	<0.001	
12/14/2015	<0.001	
12/29/2015	<0.001	
1/14/2016	<0.001	
1/25/2016	<0.001	
4/21/2016	<0.001	
6/16/2016	<0.001	
8/10/2016	<0.001	
9/27/2016	0.00079 (J)	
11/15/2016	<0.001	
1/12/2017	<0.001	
3/1/2017	<0.001	
4/24/2017	<0.001	
7/25/2017	<0.001	
1/11/2018	<0.001	
7/11/2018	<0.001	
1/30/2019	<0.001	
3/27/2019	<0.001	
9/11/2019	0.00021 (J)	
4/1/2020	<0.001	
9/15/2020	<0.001	
3/17/2021	<0.001	
8/19/2021	<0.001	
2/23/2022		<0.001

Prediction Limit

Constituent: Lead (mg/L) Analysis Run 8/2/2022 5:13 PM View: Appendix I - IntraWell
Plant McIntosh Client: Southern Company Data: McIntosh LF4 CCR

	GWC-23	GWC-23
6/16/2016	<0.001	
8/10/2016	<0.001	
9/28/2016	<0.001	
11/16/2016	<0.001	
1/17/2017	<0.001	
3/2/2017	<0.001	
4/25/2017	<0.001	
7/13/2017	<0.001	
7/25/2017	<0.001	
1/12/2018	<0.001	
7/12/2018	<0.001	
1/30/2019	0.00013 (J)	
3/27/2019	<0.001	
9/11/2019	0.00018 (J)	
4/1/2020	<0.001	
9/15/2020	<0.001	
3/17/2021	<0.001	
8/19/2021	<0.001	
2/23/2022		<0.001

Prediction Limit

Constituent: Lead (mg/L) Analysis Run 8/2/2022 5:13 PM View: Appendix I - Intrawell
Plant McIntosh Client: Southern Company Data: McIntosh LF4 CCR

	GWA-4A	GWA-4A
8/25/2004	<0.001	
9/11/2004	<0.001	
9/26/2004	<0.001	
10/13/2004	<0.001	
7/11/2005	<0.001	
12/7/2005	<0.001	
6/22/2006	<0.001	
11/28/2006	<0.001	
7/6/2007	<0.001	
12/13/2007	<0.001	
6/20/2008	<0.001	
12/7/2008	<0.001	
7/9/2009	<0.001	
12/30/2009	<0.001	
6/22/2010	<0.001	
1/4/2011	<0.001	
7/10/2011	<0.001	
1/21/2012	<0.001	
7/11/2012	<0.001	
1/20/2013	<0.001	
7/19/2013	<0.001	
1/16/2014	<0.001	
7/10/2014	<0.001	
1/16/2015	<0.001	
6/20/2015	<0.001	
1/14/2016	<0.001	
4/20/2016	<0.001	
6/14/2016	<0.001	
8/11/2016	<0.001	
9/27/2016	<0.001	
11/14/2016	<0.001	
1/10/2017	<0.001	
2/28/2017	<0.001	
4/20/2017	<0.001	
7/18/2017	<0.001	
1/10/2018	<0.001	
7/11/2018	<0.001	
1/29/2019	<0.001	
3/26/2019	<0.001	
9/10/2019	0.00051 (J)	
3/31/2020	0.00024 (J)	
9/16/2020	<0.001	
3/17/2021	<0.001	
8/19/2021	<0.001	
2/23/2022		0.00019 (J)

Prediction Limit

Constituent: Lead (mg/L) Analysis Run 8/2/2022 5:13 PM View: Appendix I - Intrawell
Plant McIntosh Client: Southern Company Data: McIntosh LF4 CCR

	GWA-5	GWA-5
8/25/2004	<0.001	
9/11/2004	<0.001	
9/26/2004	<0.001	
10/13/2004	<0.001	
7/11/2005	<0.001	
12/7/2005	<0.001	
6/22/2006	<0.001	
11/28/2006	<0.001	
7/6/2007	<0.001	
12/13/2007	<0.001	
6/20/2008	<0.001	
12/7/2008	<0.001	
7/9/2009	<0.001	
12/29/2009	<0.001	
6/22/2010	<0.001	
1/4/2011	<0.001	
7/9/2011	<0.001	
1/21/2012	<0.001	
7/11/2012	<0.001	
1/19/2013	<0.001	
7/18/2013	<0.001	
1/15/2014	<0.001	
7/10/2014	<0.001	
1/15/2015	<0.001	
6/19/2015	<0.001	
1/14/2016	<0.001	
4/20/2016	<0.001	
6/14/2016	0.00019 (J)	
8/9/2016	<0.001	
9/27/2016	<0.001	
11/15/2016	<0.001	
1/11/2017	<0.001	
1/19/2017	0.001 (J)	
1/24/2017	<0.001	
2/28/2017	<0.001	
4/20/2017	0.00041 (J)	
7/18/2017	<0.001	
1/10/2018	<0.001	
7/11/2018	<0.001	
1/29/2019	<0.001	
3/26/2019	<0.001	
9/10/2019	0.00074 (J)	
3/31/2020	<0.001	
9/15/2020	<0.001	
3/17/2021	<0.001	
8/19/2021	<0.001	
2/22/2022		<0.001

Prediction Limit

Constituent: Nickel (mg/L) Analysis Run 8/2/2022 5:13 PM View: Appendix I - IntraWell
Plant McIntosh Client: Southern Company Data: McIntosh LF4 CCR

	GWA-13	GWA-13
12/7/2015	<0.001	
12/15/2015	<0.001	
12/29/2015	<0.001	
1/13/2016	<0.001	
1/25/2016	<0.001	
6/14/2016	<0.001	
1/12/2017	<0.001	
7/18/2017	<0.001	
1/10/2018	<0.001	
7/11/2018	<0.001	
1/29/2019	0.00033 (J)	
3/26/2019	<0.001	
9/10/2019	0.0004 (J)	
3/31/2020	<0.001	
9/15/2020	0.00037 (J)	
3/16/2021	<0.001	
8/18/2021	<0.001	
2/22/2022		<0.001

Prediction Limit

Constituent: Nickel (mg/L) Analysis Run 8/2/2022 5:13 PM View: Appendix I - IntraWell
Plant McIntosh Client: Southern Company Data: McIntosh LF4 CCR

	GWA-14	GWA-14
12/7/2015	<0.001	
12/15/2015	<0.001	
12/29/2015	<0.001	
1/13/2016	<0.001	
1/25/2016	<0.001	
6/14/2016	0.00052 (J)	
1/11/2017	<0.001	
7/19/2017	<0.001	
1/11/2018	<0.001	
7/11/2018	<0.001	
1/29/2019	0.0004 (J)	
3/26/2019	<0.001	
9/10/2019	0.00056 (J)	
4/1/2020	0.00043 (J)	
9/15/2020	0.00075 (J)	
3/16/2021	0.00045 (J)	
8/17/2021	0.00061 (J)	
2/22/2022		<0.001

Prediction Limit

Constituent: Nickel (mg/L) Analysis Run 8/2/2022 5:13 PM View: Appendix I - IntraWell
Plant McIntosh Client: Southern Company Data: McIntosh LF4 CCR

	GWA-16	GWA-16
12/7/2015	<0.001	
12/14/2015	<0.001	
12/28/2015	<0.001	
1/13/2016	<0.001	
1/25/2016	<0.001	
6/15/2016	<0.001	
1/11/2017	<0.001	
7/19/2017	<0.001	
1/11/2018	<0.001	
7/11/2018	<0.001	
1/29/2019	0.0004 (J)	
3/26/2019	<0.001	
9/10/2019	0.00036 (J)	
4/1/2020	<0.001	
9/15/2020	0.00045 (J)	
3/16/2021	0.00043 (J)	
8/17/2021	0.00052 (J)	
2/22/2022		<0.001

Prediction Limit

Constituent: Nickel (mg/L) Analysis Run 8/2/2022 5:13 PM View: Appendix I - IntraWell
Plant McIntosh Client: Southern Company Data: McIntosh LF4 CCR

	GWA-2	GWA-2
8/25/2004	<0.0025	
9/11/2004	<0.0025	
9/26/2004	<0.0025	
10/13/2004	<0.0025	
7/11/2005	<0.0025	
12/7/2005	<0.0025	
6/22/2006	<0.0025	
11/28/2006	<0.0025	
7/6/2007	<0.0025	
12/13/2007	<0.0025	
6/20/2008	<0.0025	
12/7/2008	<0.0025	
7/9/2009	0.0043	
12/28/2009	<0.0025	
6/22/2010	<0.0025	
1/4/2011	<0.0025	
7/9/2011	<0.0025	
1/21/2012	<0.0025	
7/11/2012	<0.0025	
1/20/2013	<0.0025	
7/19/2013	<0.0025	
1/15/2014	0.0016 (J)	
7/11/2014	<0.0025	
1/16/2015	<0.0025	
6/20/2015	<0.0025	
1/16/2016	<0.0025	
6/14/2016	0.0006 (J)	
1/10/2017	<0.0025	
7/17/2017	<0.0025	
1/10/2018	0.0026	
7/11/2018	<0.0025	
1/29/2019	0.00063 (J)	
3/27/2019	<0.0025	
9/11/2019	0.00091 (J)	
4/1/2020	0.00077 (J)	
9/15/2020	0.00094 (J)	
3/16/2021	0.00072 (J)	
8/17/2021	0.00097 (J)	
2/22/2022		0.00092 (J)

Prediction Limit

Constituent: Nickel (mg/L) Analysis Run 8/2/2022 5:13 PM View: Appendix I - IntraWell
Plant McIntosh Client: Southern Company Data: McIntosh LF4 CCR

	GWA-3	GWA-3
8/25/2004	<0.001	
9/11/2004	0.03 (O)	
9/26/2004	<0.001	
10/13/2004	<0.001	
7/11/2005	<0.001	
12/7/2005	<0.001	
6/22/2006	<0.001	
11/28/2006	<0.001	
7/6/2007	<0.001	
12/13/2007	<0.001	
6/20/2008	<0.001	
12/7/2008	<0.001	
7/9/2009	<0.001	
12/28/2009	<0.001	
6/22/2010	<0.001	
1/5/2011	0.025 (O)	
7/9/2011	<0.001	
1/20/2012	<0.001	
7/11/2012	<0.001	
1/19/2013	<0.001	
7/18/2013	<0.001	
1/15/2014	<0.001	
7/11/2014	<0.001	
1/15/2015	<0.001	
6/19/2015	<0.001	
1/16/2016	<0.001	
6/14/2016	<0.001	
1/10/2017	<0.001	
7/18/2017	<0.001	
1/10/2018	<0.001	
7/11/2018	<0.001	
1/29/2019	0.00034 (J)	
3/27/2019	<0.001	
9/11/2019	0.00045 (J)	
4/1/2020	<0.001	
9/15/2020	0.00038 (J)	
3/16/2021	<0.001	
8/17/2021	0.00047 (J)	
2/22/2022		<0.001

Prediction Limit

Constituent: Nickel (mg/L) Analysis Run 8/2/2022 5:13 PM View: Appendix I - IntraWell
Plant McIntosh Client: Southern Company Data: McIntosh LF4 CCR

	GWC-1	GWC-1
8/25/2004	<0.0025	
9/11/2004	<0.0025	
9/26/2004	<0.0025	
7/11/2005	<0.0025	
12/7/2005	<0.0025	
6/22/2006	<0.0025	
11/28/2006	<0.0025	
7/6/2007	<0.0025	
12/13/2007	<0.0025	
6/20/2008	<0.0025	
12/7/2008	<0.0025	
7/9/2009	<0.0025	
12/28/2009	<0.0025	
6/22/2010	<0.0025	
1/4/2011	<0.0025	
7/9/2011	<0.0025	
1/21/2012	<0.0025	
7/11/2012	<0.0025	
1/20/2013	<0.0025	
7/19/2013	<0.0025	
1/15/2014	0.0013 (J)	
7/11/2014	0.0013 (J)	
1/16/2015	<0.0025	
6/20/2015	0.0016 (J)	
1/16/2016	<0.0025	
6/15/2016	0.00088 (J)	
1/12/2017	<0.0025	
7/19/2017	<0.0025	
1/11/2018	<0.0025	
7/12/2018	<0.0025	
1/30/2019	<0.0025	
3/27/2019	<0.0025	
9/11/2019	0.0013	
4/1/2020	0.00099 (J)	
9/15/2020	0.0012	
3/16/2021	0.0012	
8/18/2021	0.0014	
2/23/2022		0.0012

Prediction Limit

Constituent: Nickel (mg/L) Analysis Run 8/2/2022 5:13 PM View: Appendix I - IntraWell
Plant McIntosh Client: Southern Company Data: McIntosh LF4 CCR

	GWC-10	GWC-10
8/25/2004	<0.001	
9/11/2004	<0.001	
9/26/2004	<0.001	
10/13/2004	<0.001	
7/11/2005	<0.001	
12/7/2005	<0.001	
6/22/2006	<0.001	
11/28/2006	<0.001	
7/6/2007	<0.001	
12/13/2007	<0.001	
6/20/2008	<0.001	
12/7/2008	<0.001	
7/10/2009	<0.001	
12/29/2009	<0.001	
6/22/2010	<0.001	
1/4/2011	<0.001	
7/10/2011	<0.001	
1/21/2012	<0.001	
7/11/2012	<0.001	
1/20/2013	<0.001	
7/19/2013	<0.001	
1/16/2014	<0.001	
7/10/2014	<0.001	
1/16/2015	<0.001	
6/20/2015	0.0013 (J)	
1/16/2016	<0.001	
6/16/2016	<0.001	
1/12/2017	<0.001	
7/24/2017	<0.001	
1/11/2018	<0.001	
7/12/2018	<0.001	
1/30/2019	<0.001	
3/27/2019	<0.001	
9/11/2019	<0.001	
4/1/2020	<0.001	
9/15/2020	0.0013	
3/16/2021	0.00043 (J)	
8/18/2021	<0.001	
2/23/2022		<0.001

Prediction Limit

Constituent: Nickel (mg/L) Analysis Run 8/2/2022 5:13 PM View: Appendix I - IntraWell
Plant McIntosh Client: Southern Company Data: McIntosh LF4 CCR

	GWC-11	GWC-11
8/25/2004	<0.001	
9/11/2004	<0.001	
9/26/2004	<0.001	
10/13/2004	<0.001	
7/11/2005	<0.001	
12/7/2005	<0.001	
6/22/2006	<0.001	
11/28/2006	<0.001	
7/6/2007	<0.001	
12/13/2007	<0.001	
6/20/2008	<0.001	
12/7/2008	<0.001	
7/10/2009	<0.001	
12/29/2009	<0.001	
6/22/2010	<0.001	
1/5/2011	<0.001	
7/9/2011	<0.001	
1/21/2012	<0.001	
7/11/2012	0.0049	
1/19/2013	<0.001	
7/19/2013	<0.001	
1/15/2014	<0.001	
7/11/2014	0.0029	
1/16/2015	0.0014 (J)	
6/20/2015	<0.001	
1/14/2016	<0.001	
6/15/2016	0.00085 (J)	
1/12/2017	<0.001	
7/24/2017	<0.001	
1/11/2018	<0.001	
7/12/2018	<0.001	
1/30/2019	<0.001	
3/27/2019	<0.001	
9/11/2019	0.00042 (J)	
4/2/2020	0.0009 (J)	
9/15/2020	0.00063 (J)	
3/17/2021	0.00077 (J)	
8/18/2021	0.00034 (J)	
2/23/2022		<0.001

Prediction Limit

Constituent: Nickel (mg/L) Analysis Run 8/2/2022 5:13 PM View: Appendix I - IntraWell
Plant McIntosh Client: Southern Company Data: McIntosh LF4 CCR

	GWC-12	GWC-12
8/25/2004	<0.0025	
9/11/2004	<0.0025	
9/26/2004	<0.0025	
10/13/2004	<0.0025	
7/11/2005	<0.0025	
12/7/2005	<0.0025	
6/22/2006	<0.0025	
11/28/2006	<0.0025	
7/6/2007	<0.0025	
12/13/2007	<0.0025	
6/20/2008	<0.0025	
12/7/2008	<0.0025	
7/10/2009	<0.0025	
12/28/2009	<0.0025	
6/22/2010	<0.0025	
1/4/2011	<0.0025	
7/9/2011	<0.0025	
1/20/2012	<0.0025	
7/11/2012	0.0057	
1/19/2013	<0.0025	
7/18/2013	<0.0025	
1/15/2014	0.0043	
7/11/2014	0.0026	
1/15/2015	<0.0025	
6/19/2015	<0.0025	
1/16/2016	<0.0025	
6/15/2016	0.00068 (J)	
1/12/2017	<0.0025	
7/20/2017	<0.0025	
1/11/2018	<0.0025	
7/12/2018	<0.0025	
1/30/2019	<0.0025	
3/27/2019	<0.0025	
9/11/2019	0.001	
4/1/2020	0.0008 (J)	
9/16/2020	0.00088 (J)	
3/16/2021	0.00093 (J)	
8/18/2021	0.00097 (J)	
2/23/2022		0.0011

Prediction Limit

Constituent: Nickel (mg/L) Analysis Run 8/2/2022 5:13 PM View: Appendix I - IntraWell
Plant McIntosh Client: Southern Company Data: McIntosh LF4 CCR

	GWA-15	GWA-15
12/7/2015	<0.001	
12/15/2015	<0.001	
12/28/2015	<0.001	
1/13/2016	<0.001	
1/25/2016	<0.001	
6/15/2016	<0.001	
1/11/2017	<0.001	
7/19/2017	<0.001	
1/11/2018	<0.001	
7/11/2018	<0.001	
1/29/2019	0.00046 (J)	
3/26/2019	<0.001	
9/11/2019	0.00042 (J)	
4/1/2020	<0.001	
9/15/2020	0.00047 (J)	
3/17/2021	0.00047 (J)	
8/19/2021	<0.001	
2/22/2022		0.00061 (J)

Prediction Limit

Constituent: Nickel (mg/L) Analysis Run 8/2/2022 5:13 PM View: Appendix I - IntraWell
Plant McIntosh Client: Southern Company Data: McIntosh LF4 CCR

	GWC-17	GWC-17
12/8/2015	0.0036	
12/14/2015	0.0035	
12/28/2015	0.0032	
1/13/2016	0.0029	
1/26/2016	0.0027	
6/15/2016	0.0018 (J)	
1/11/2017	0.002 (J)	
7/19/2017	0.002 (J)	
1/11/2018	0.0019 (J)	
7/11/2018	<0.0025	
1/29/2019	0.0016 (J)	
3/27/2019	0.0018	
9/11/2019	0.0018	
4/1/2020	0.0016	
9/15/2020	0.0016	
3/16/2021	0.0015	
8/19/2021	0.0017	
2/22/2022		0.0017

Prediction Limit

Constituent: Nickel (mg/L) Analysis Run 8/2/2022 5:13 PM View: Appendix I - IntraWell
Plant McIntosh Client: Southern Company Data: McIntosh LF4 CCR

	GWC-18	GWC-18
12/8/2015	<0.0025	
12/14/2015	0.0019 (J)	
12/28/2015	0.0018 (J)	
1/14/2016	0.0017 (J)	
1/26/2016	0.0019 (J)	
6/16/2016	0.0014 (J)	
1/11/2017	<0.0025	
7/25/2017	<0.0025	
1/12/2018	<0.0025	
7/11/2018	<0.0025	
1/30/2019	<0.0025	
3/27/2019	<0.0025	
9/11/2019	0.0012	
4/1/2020	0.00095	
9/15/2020	0.00092 (J)	
3/17/2021	0.0011	
8/19/2021	0.0011	
2/23/2022		0.001

Prediction Limit

Constituent: Nickel (mg/L) Analysis Run 8/2/2022 5:13 PM View: Appendix I - Intrawell
Plant McIntosh Client: Southern Company Data: McIntosh LF4 CCR

	GWC-19	GWC-19
12/8/2015	0.0022 (J)	
12/15/2015	0.0019 (J)	
12/28/2015	0.0017 (J)	
1/14/2016	0.0029	
1/26/2016	0.0014 (J)	
6/16/2016	0.0013 (J)	
1/16/2017	0.0018 (J)	
7/25/2017	0.002 (J)	
1/12/2018	0.002 (J)	
7/11/2018	0.0018 (J)	
1/29/2019	0.0017 (J)	
3/27/2019	<0.0025	
9/11/2019	0.0018	
4/1/2020	0.0014	
9/16/2020	0.0012	
3/16/2021	0.0012	
8/19/2021	0.0012	
2/23/2022		0.0011

Prediction Limit

Constituent: Nickel (mg/L) Analysis Run 8/2/2022 5:13 PM View: Appendix I - IntraWell
Plant McIntosh Client: Southern Company Data: McIntosh LF4 CCR

	GWC-20	GWC-20
12/9/2015	0.0042	
12/14/2015	0.0067	
12/29/2015	0.0067	
1/14/2016	0.0039	
1/25/2016	0.0049	
6/16/2016	0.003 (J)	
1/13/2017	<0.0025	
7/25/2017	<0.0025	
1/12/2018	<0.0025	
7/11/2018	<0.0025	
1/29/2019	0.00093 (J)	
3/27/2019	<0.0025	
9/11/2019	0.0014	
4/1/2020	0.001	
9/15/2020	0.0011	
3/16/2021	0.00093 (J)	
8/19/2021	0.00092 (J)	
2/22/2022		0.00092 (J)

Prediction Limit

Constituent: Nickel (mg/L) Analysis Run 8/2/2022 5:13 PM View: Appendix I - IntraWell
Plant McIntosh Client: Southern Company Data: McIntosh LF4 CCR

	GWC-21	GWC-21
12/9/2015	<0.0025	
12/14/2015	<0.0025	
12/29/2015	<0.0025	
1/14/2016	<0.0025	
1/25/2016	<0.0025	
6/16/2016	0.0012 (J)	
1/12/2017	<0.0025	
7/25/2017	<0.0025	
1/11/2018	<0.0025	
7/11/2018	<0.0025	
1/30/2019	<0.0025	
3/27/2019	<0.0025	
9/11/2019	0.00097 (J)	
4/1/2020	0.00067 (J)	
9/15/2020	0.0007 (J)	
3/17/2021	0.00068 (J)	
8/19/2021	0.00067 (J)	
2/23/2022		0.00071 (J)

Prediction Limit

Constituent: Nickel (mg/L) Analysis Run 8/2/2022 5:13 PM View: Appendix I - IntraWell
Plant McIntosh Client: Southern Company Data: McIntosh LF4 CCR

	GWC-23	GWC-23
6/16/2016	0.0009 (J)	
1/17/2017	<0.0025	
7/25/2017	0.002 (J)	
1/12/2018	0.0023 (J)	
7/12/2018	0.0026	
1/30/2019	<0.0025	
3/27/2019	0.0018	
9/11/2019	0.0023	
4/1/2020	0.0013	
9/15/2020	0.0013	
3/17/2021	0.0014	
8/19/2021	0.0013	
2/23/2022		0.0013

Prediction Limit

Constituent: Nickel (mg/L) Analysis Run 8/2/2022 5:13 PM View: Appendix I - IntraWell
Plant McIntosh Client: Southern Company Data: McIntosh LF4 CCR

	GWA-4A	GWA-4A
8/25/2004	<0.001	
9/11/2004	<0.001	
9/26/2004	<0.001	
10/13/2004	<0.001	
7/11/2005	<0.001	
12/7/2005	<0.001	
6/22/2006	<0.001	
11/28/2006	<0.001	
7/6/2007	<0.001	
12/13/2007	<0.001	
6/20/2008	<0.001	
12/7/2008	<0.001	
7/9/2009	<0.001	
12/30/2009	0.0048	
6/22/2010	<0.001	
1/4/2011	<0.001	
7/10/2011	<0.001	
1/21/2012	0.0026	
7/11/2012	0.0072	
1/20/2013	0.0025	
7/19/2013	<0.001	
1/16/2014	0.0031	
7/10/2014	<0.001	
1/16/2015	0.0024 (J)	
6/20/2015	<0.001	
1/14/2016	<0.001	
6/14/2016	0.0013 (J)	
1/10/2017	<0.001	
7/18/2017	<0.001	
1/10/2018	<0.001	
7/11/2018	0.003	
1/29/2019	0.0021 (J)	
3/26/2019	0.0021	
9/10/2019	0.002	
3/31/2020	0.0028	
9/16/2020	0.00096 (J)	
3/17/2021	0.00083 (J)	
8/19/2021	0.00065 (J)	
2/23/2022		<0.001

Prediction Limit

Constituent: Nickel (mg/L) Analysis Run 8/2/2022 5:13 PM View: Appendix I - IntraWell
Plant McIntosh Client: Southern Company Data: McIntosh LF4 CCR

	GWA-5	GWA-5
8/25/2004	<0.001	
9/11/2004	<0.001	
9/26/2004	<0.001	
10/13/2004	<0.001	
7/11/2005	<0.001	
12/7/2005	<0.001	
6/22/2006	<0.001	
11/28/2006	<0.001	
7/6/2007	<0.001	
12/13/2007	<0.001	
6/20/2008	<0.001	
12/7/2008	<0.001	
7/9/2009	<0.001	
12/29/2009	<0.001	
6/22/2010	<0.001	
1/4/2011	<0.001	
7/9/2011	<0.001	
1/21/2012	<0.001	
7/11/2012	0.0031	
1/19/2013	<0.001	
7/18/2013	<0.001	
1/15/2014	<0.001	
7/10/2014	<0.001	
1/15/2015	<0.001	
6/19/2015	<0.001	
1/14/2016	<0.001	
6/14/2016	0.00054 (J)	
1/11/2017	<0.001	
7/18/2017	<0.001	
1/10/2018	<0.001	
7/11/2018	<0.001	
1/29/2019	<0.001	
3/26/2019	<0.001	
9/10/2019	0.00043 (J)	
3/31/2020	<0.001	
9/15/2020	0.00056 (J)	
3/17/2021	0.00041 (J)	
8/19/2021	0.00043 (J)	
2/22/2022		<0.001

Prediction Limit

Constituent: Nickel (mg/L) Analysis Run 8/2/2022 5:13 PM View: Appendix I - IntraWell
Plant McIntosh Client: Southern Company Data: McIntosh LF4 CCR

	GWC-9	GWC-9
8/25/2004	<0.001	
9/11/2004	<0.001	
9/26/2004	<0.001	
10/13/2004	<0.001	
7/11/2005	<0.001	
12/7/2005	<0.001	
6/22/2006	<0.001	
11/28/2006	<0.001	
7/6/2007	<0.001	
12/13/2007	<0.001	
6/20/2008	0.003	
12/7/2008	<0.001	
7/9/2009	<0.001	
12/29/2009	<0.001	
6/22/2010	<0.001	
1/5/2011	<0.001	
7/9/2011	<0.001	
1/21/2012	<0.001	
7/11/2012	0.0033	
1/19/2013	0.0026	
7/18/2013	<0.001	
1/15/2014	<0.001	
7/10/2014	<0.001	
1/16/2015	<0.001	
6/20/2015	<0.001	
1/14/2016	<0.001	
6/15/2016	<0.001	
1/13/2017	<0.001	
7/24/2017	<0.001	
1/12/2018	<0.001	
7/12/2018	<0.001	
1/30/2019	<0.001	
3/27/2019	<0.001	
9/11/2019	0.00065 (J)	
4/1/2020	<0.001	
9/16/2020	0.00075 (J)	
3/17/2021	0.0006 (J)	
8/19/2021	0.00038 (J)	
2/23/2022		0.00076 (J)

Prediction Limit

Constituent: Selenium (mg/L) Analysis Run 8/2/2022 5:13 PM View: Appendix I - Intrawell
Plant McIntosh Client: Southern Company Data: McIntosh LF4 CCR

	GWA-13	GWA-13
12/7/2015	<0.005	
12/15/2015	<0.005	
12/29/2015	<0.005	
1/13/2016	<0.005	
1/25/2016	<0.005	
4/20/2016	<0.005	
6/14/2016	<0.005	
8/9/2016	<0.005	
9/27/2016	<0.005	
11/15/2016	<0.005	
1/12/2017	<0.005	
2/28/2017	<0.005	
4/20/2017	<0.005	
7/18/2017	<0.005	
1/10/2018	0.00025 (J)	
7/11/2018	<0.005	
1/29/2019	<0.005	
3/26/2019	<0.005	
9/10/2019	<0.005	
3/31/2020	<0.005	
9/15/2020	<0.005	
3/16/2021	<0.005	
8/18/2021	<0.005	
2/22/2022		<0.005

Prediction Limit

Constituent: Selenium (mg/L) Analysis Run 8/2/2022 5:13 PM View: Appendix I - Intrawell
Plant McIntosh Client: Southern Company Data: McIntosh LF4 CCR

	GWA-16	GWA-16
12/7/2015	<0.005	
12/14/2015	<0.005	
12/28/2015	<0.005	
1/13/2016	<0.005	
1/25/2016	<0.005	
4/20/2016	<0.005	
6/15/2016	<0.005	
8/9/2016	<0.005	
9/27/2016	<0.005	
11/15/2016	<0.005	
1/11/2017	<0.005	
3/1/2017	<0.005	
4/20/2017	<0.005	
7/19/2017	0.00025 (J)	
1/11/2018	<0.005	
7/11/2018	<0.005	
1/29/2019	<0.005	
3/26/2019	<0.005	
9/10/2019	<0.005	
4/1/2020	<0.005	
9/15/2020	<0.005	
3/16/2021	<0.005	
8/17/2021	<0.005	
2/22/2022		<0.005

Prediction Limit

Constituent: Selenium (mg/L) Analysis Run 8/2/2022 5:13 PM View: Appendix I - Intrawell
Plant McIntosh Client: Southern Company Data: McIntosh LF4 CCR

	GWA-2	GWA-2
8/25/2004	<0.005	
9/11/2004	<0.005	
9/26/2004	<0.005	
10/13/2004	<0.005	
7/11/2005	<0.005	
12/7/2005	<0.005	
6/22/2006	<0.005	
11/28/2006	<0.005	
7/6/2007	<0.005	
12/13/2007	<0.005	
6/20/2008	<0.005	
12/7/2008	<0.005	
7/9/2009	<0.005	
12/28/2009	<0.005	
6/22/2010	<0.005	
1/4/2011	<0.005	
7/9/2011	<0.005	
1/21/2012	<0.005	
7/11/2012	<0.005	
1/20/2013	<0.005	
7/19/2013	<0.005	
1/15/2014	<0.005	
7/11/2014	<0.005	
1/16/2015	<0.005	
6/20/2015	<0.005	
1/16/2016	<0.005	
4/19/2016	<0.005	
6/14/2016	<0.005	
8/9/2016	<0.005	
9/26/2016	<0.005	
11/15/2016	<0.005	
1/10/2017	<0.005	
2/28/2017	<0.005	
4/19/2017	0.00065 (J)	
7/17/2017	0.00047 (J)	
1/10/2018	0.00052 (J)	
7/11/2018	<0.005	
1/29/2019	<0.005	
3/27/2019	<0.005	
9/11/2019	<0.005	
4/1/2020	<0.005	
9/15/2020	<0.005	
3/16/2021	<0.005	
8/17/2021	<0.005	
2/22/2022		<0.005

Prediction Limit

Constituent: Selenium (mg/L) Analysis Run 8/2/2022 5:13 PM View: Appendix I - Intrawell
Plant McIntosh Client: Southern Company Data: McIntosh LF4 CCR

	GWA-3	GWA-3
8/25/2004	<0.005	
9/11/2004	<0.005	
9/26/2004	<0.005	
10/13/2004	<0.005	
7/11/2005	<0.005	
12/7/2005	<0.005	
6/22/2006	<0.005	
11/28/2006	<0.005	
7/6/2007	<0.005	
12/13/2007	<0.005	
6/20/2008	<0.005	
12/7/2008	<0.005	
7/9/2009	<0.005	
12/28/2009	<0.005	
6/22/2010	<0.005	
1/5/2011	<0.005	
7/9/2011	<0.005	
1/20/2012	<0.005	
7/11/2012	<0.005	
1/19/2013	<0.005	
7/18/2013	<0.005	
1/15/2014	<0.005	
7/11/2014	<0.005	
1/15/2015	<0.005	
6/19/2015	<0.005	
1/16/2016	<0.005	
4/19/2016	<0.005	
6/14/2016	<0.005	
8/9/2016	<0.005	
9/27/2016	0.00045 (J)	
11/14/2016	<0.005	
1/10/2017	<0.005	
2/28/2017	0.0027	
4/19/2017	0.002	
7/18/2017	0.0017	
1/10/2018	0.00079 (J)	
7/11/2018	<0.005	
1/29/2019	<0.005	
3/27/2019	<0.005	
9/11/2019	<0.005	
4/1/2020	<0.005	
9/15/2020	<0.005	
3/16/2021	<0.005	
8/17/2021	<0.005	
2/22/2022		<0.005

Prediction Limit

Constituent: Selenium (mg/L) Analysis Run 8/2/2022 5:13 PM View: Appendix I - Intrawell
Plant McIntosh Client: Southern Company Data: McIntosh LF4 CCR

	GWC-1	GWC-1
8/25/2004	<0.005	
9/11/2004	<0.005	
9/26/2004	<0.005	
7/11/2005	<0.005	
12/7/2005	<0.005	
6/22/2006	<0.005	
11/28/2006	<0.005	
7/6/2007	<0.005	
12/13/2007	<0.005	
6/20/2008	<0.005	
12/7/2008	<0.005	
7/9/2009	<0.005	
12/28/2009	<0.005	
6/22/2010	<0.005	
1/4/2011	<0.005	
7/9/2011	<0.005	
1/21/2012	<0.005	
7/11/2012	<0.005	
1/20/2013	<0.005	
7/19/2013	<0.005	
1/15/2014	<0.005	
7/11/2014	<0.005	
1/16/2015	<0.005	
6/20/2015	<0.005	
1/16/2016	<0.005	
4/20/2016	<0.005	
6/15/2016	<0.005	
8/10/2016	<0.005	
9/27/2016	<0.005	
11/15/2016	<0.005	
1/12/2017	0.00035 (J)	
1/23/2017	<0.005	
3/1/2017	<0.005	
4/20/2017	<0.005	
7/19/2017	0.00026 (J)	
1/11/2018	<0.005	
7/12/2018	<0.005	
1/30/2019	<0.005	
3/27/2019	<0.005	
9/11/2019	<0.005	
4/1/2020	<0.005	
9/15/2020	<0.005	
3/16/2021	<0.005	
8/18/2021	<0.005	
2/23/2022		<0.005

Prediction Limit

Constituent: Selenium (mg/L) Analysis Run 8/2/2022 5:13 PM View: Appendix I - Intrawell
Plant McIntosh Client: Southern Company Data: McIntosh LF4 CCR

	GWC-10	GWC-10
8/25/2004	<0.005	
9/11/2004	<0.005	
9/26/2004	<0.005	
10/13/2004	<0.005	
7/11/2005	<0.005	
12/7/2005	<0.005	
6/22/2006	<0.005	
11/28/2006	<0.005	
7/6/2007	<0.005	
12/13/2007	<0.005	
6/20/2008	<0.005	
12/7/2008	<0.005	
7/10/2009	<0.005	
12/29/2009	<0.005	
6/22/2010	<0.005	
1/4/2011	<0.005	
7/10/2011	<0.005	
1/21/2012	<0.005	
7/11/2012	<0.005	
1/20/2013	<0.005	
7/19/2013	<0.005	
1/16/2014	<0.005	
7/10/2014	<0.005	
1/16/2015	<0.005	
6/20/2015	<0.005	
1/16/2016	<0.005	
4/21/2016	<0.005	
6/16/2016	<0.005	
8/10/2016	0.00026 (J)	
9/27/2016	0.00024 (J)	
11/15/2016	<0.005	
1/12/2017	<0.005	
3/1/2017	<0.005	
4/24/2017	<0.005	
7/24/2017	<0.005	
1/11/2018	<0.005	
7/12/2018	<0.005	
1/30/2019	<0.005	
3/27/2019	<0.005	
9/11/2019	<0.005	
4/1/2020	<0.005	
9/15/2020	<0.005	
3/16/2021	<0.005	
8/18/2021	<0.005	
2/23/2022		<0.005

Prediction Limit

Constituent: Selenium (mg/L) Analysis Run 8/2/2022 5:13 PM View: Appendix I - Intrawell
Plant McIntosh Client: Southern Company Data: McIntosh LF4 CCR

	GWC-11	GWC-11
8/25/2004	<0.005	
9/11/2004	<0.005	
9/26/2004	<0.005	
10/13/2004	<0.005	
7/11/2005	<0.005	
12/7/2005	<0.005	
6/22/2006	<0.005	
11/28/2006	<0.005	
7/6/2007	<0.005	
12/13/2007	<0.005	
6/20/2008	<0.005	
12/7/2008	<0.005	
7/10/2009	<0.005	
12/29/2009	<0.005	
6/22/2010	<0.005	
1/5/2011	<0.005	
7/9/2011	<0.005	
1/21/2012	<0.005	
7/11/2012	<0.005	
1/19/2013	<0.005	
7/19/2013	<0.005	
1/15/2014	<0.005	
7/11/2014	<0.005	
1/16/2015	<0.005	
6/20/2015	<0.005	
1/14/2016	<0.005	
4/20/2016	<0.005	
6/15/2016	0.00052 (J)	
8/10/2016	0.00053 (J)	
9/27/2016	0.00047 (J)	
11/15/2016	<0.005	
1/12/2017	0.00025 (J)	
3/1/2017	<0.005	
4/24/2017	<0.005	
7/24/2017	0.00032 (J)	
1/11/2018	<0.005	
7/12/2018	0.00025 (J)	
1/30/2019	<0.005	
3/27/2019	<0.005	
9/11/2019	<0.005	
4/2/2020	<0.005	
9/15/2020	<0.005	
3/17/2021	<0.005	
8/18/2021	<0.005	
2/23/2022		<0.005

Prediction Limit

Constituent: Selenium (mg/L) Analysis Run 8/2/2022 5:13 PM View: Appendix I - Intrawell
Plant McIntosh Client: Southern Company Data: McIntosh LF4 CCR

	GWA-15	GWA-15
12/7/2015	<0.005	
12/15/2015	<0.005	
12/28/2015	<0.005	
1/13/2016	<0.005	
1/25/2016	<0.005	
4/21/2016	<0.005	
6/15/2016	<0.005	
8/9/2016	<0.005	
9/27/2016	<0.005	
11/15/2016	<0.005	
1/11/2017	<0.005	
2/28/2017	<0.005	
4/20/2017	<0.005	
7/19/2017	0.00071 (J)	
1/11/2018	<0.005	
7/11/2018	<0.005	
1/29/2019	<0.005	
3/26/2019	<0.005	
9/11/2019	<0.005	
4/1/2020	<0.005	
9/15/2020	<0.005	
3/17/2021	<0.005	
8/19/2021	<0.005	
2/22/2022		<0.005

Prediction Limit

Constituent: Selenium (mg/L) Analysis Run 8/2/2022 5:13 PM View: Appendix I - Intrawell
Plant McIntosh Client: Southern Company Data: McIntosh LF4 CCR

	GWC-18	GWC-18
12/8/2015	<0.005	
12/14/2015	<0.005	
12/28/2015	<0.005	
1/14/2016	<0.005	
1/26/2016	<0.005	
4/19/2016	<0.005	
6/16/2016	<0.005	
8/11/2016	<0.005	
9/28/2016	<0.005	
11/16/2016	<0.005	
1/11/2017	<0.005	
3/1/2017	<0.005	
4/25/2017	<0.005	
7/25/2017	<0.005	
1/12/2018	<0.005	
7/11/2018	0.00044 (J)	
1/30/2019	<0.005	
3/27/2019	<0.005	
9/11/2019	<0.005	
4/1/2020	<0.005	
9/15/2020	<0.005	
3/17/2021	<0.005	
8/19/2021	<0.005	
2/23/2022		<0.005

Prediction Limit

Constituent: Selenium (mg/L) Analysis Run 8/2/2022 5:13 PM View: Appendix I - Intrawell
Plant McIntosh Client: Southern Company Data: McIntosh LF4 CCR

	GWC-19	GWC-19
12/8/2015	<0.005	
12/15/2015	<0.005	
12/28/2015	<0.005	
1/14/2016	<0.005	
1/26/2016	<0.005	
4/19/2016	<0.005	
6/16/2016	<0.005	
8/10/2016	<0.005	
9/28/2016	<0.005	
11/15/2016	<0.005	
1/16/2017	<0.005	
3/1/2017	<0.005	
4/25/2017	0.00052 (J)	
7/25/2017	<0.005	
1/12/2018	<0.005	
7/11/2018	<0.005	
1/29/2019	<0.005	
3/27/2019	<0.005	
9/11/2019	<0.005	
4/1/2020	<0.005	
9/16/2020	<0.005	
3/16/2021	<0.005	
8/19/2021	<0.005	
2/23/2022		<0.005

Prediction Limit

Constituent: Selenium (mg/L) Analysis Run 8/2/2022 5:13 PM View: Appendix I - Intrawell
Plant McIntosh Client: Southern Company Data: McIntosh LF4 CCR

	GWC-20	GWC-20
12/9/2015	<0.005	
12/14/2015	<0.005	
12/29/2015	<0.005	
1/14/2016	<0.005	
1/25/2016	<0.005	
4/21/2016	<0.005	
6/16/2016	<0.005	
8/10/2016	<0.005	
9/27/2016	<0.005	
11/15/2016	<0.005	
1/13/2017	<0.005	
3/1/2017	<0.005	
4/25/2017	0.0021	
7/25/2017	<0.005	
1/12/2018	<0.005	
7/11/2018	<0.005	
1/29/2019	<0.005	
3/27/2019	<0.005	
9/11/2019	<0.005	
4/1/2020	<0.005	
9/15/2020	<0.005	
3/16/2021	<0.005	
8/19/2021	<0.005	
2/22/2022		<0.005

Prediction Limit

Constituent: Selenium (mg/L) Analysis Run 8/2/2022 5:13 PM View: Appendix I - Intrawell
Plant McIntosh Client: Southern Company Data: McIntosh LF4 CCR

	GWC-21	GWC-21
12/9/2015	<0.005	
12/14/2015	<0.005	
12/29/2015	<0.005	
1/14/2016	<0.005	
1/25/2016	<0.005	
4/21/2016	<0.005	
6/16/2016	<0.005	
8/10/2016	<0.005	
9/27/2016	0.00043 (J)	
11/15/2016	<0.005	
1/12/2017	<0.005	
3/1/2017	<0.005	
4/24/2017	<0.005	
7/25/2017	<0.005	
1/11/2018	<0.005	
7/11/2018	<0.005	
1/30/2019	<0.005	
3/27/2019	<0.005	
9/11/2019	<0.005	
4/1/2020	<0.005	
9/15/2020	<0.005	
3/17/2021	<0.005	
8/19/2021	<0.005	
2/23/2022		<0.005

Prediction Limit

Constituent: Selenium (mg/L) Analysis Run 8/2/2022 5:13 PM View: Appendix I - Intrawell
Plant McIntosh Client: Southern Company Data: McIntosh LF4 CCR

	GWA-4A	GWA-4A
8/25/2004	<0.005	
9/11/2004	<0.005	
9/26/2004	<0.005	
10/13/2004	<0.005	
7/11/2005	<0.005	
12/7/2005	<0.005	
6/22/2006	<0.005	
11/28/2006	<0.005	
7/6/2007	<0.005	
12/13/2007	<0.005	
6/20/2008	<0.005	
12/7/2008	<0.005	
7/9/2009	<0.005	
12/30/2009	<0.005	
6/22/2010	<0.005	
1/4/2011	<0.005	
7/10/2011	<0.005	
1/21/2012	<0.005	
7/11/2012	<0.005	
1/20/2013	<0.005	
7/19/2013	<0.005	
1/16/2014	<0.005	
7/10/2014	<0.005	
1/16/2015	<0.005	
6/20/2015	<0.005	
1/14/2016	<0.005	
4/20/2016	<0.005	
6/14/2016	<0.005	
8/11/2016	<0.005	
9/27/2016	<0.005	
11/14/2016	<0.005	
1/10/2017	<0.005	
2/28/2017	0.0024	
4/20/2017	<0.005	
7/18/2017	0.00026 (J)	
1/10/2018	0.00069 (J)	
7/11/2018	<0.005	
1/29/2019	<0.005	
3/26/2019	<0.005	
9/10/2019	<0.005	
3/31/2020	<0.005	
9/16/2020	<0.005	
3/17/2021	<0.005	
8/19/2021	<0.005	
2/23/2022		<0.005

Prediction Limit

Constituent: Selenium (mg/L) Analysis Run 8/2/2022 5:13 PM View: Appendix I - Intrawell
Plant McIntosh Client: Southern Company Data: McIntosh LF4 CCR

	GWA-5	GWA-5
8/25/2004	<0.005	
9/11/2004	<0.005	
9/26/2004	<0.005	
10/13/2004	<0.005	
7/11/2005	<0.005	
12/7/2005	<0.005	
6/22/2006	<0.005	
11/28/2006	<0.005	
7/6/2007	<0.005	
12/13/2007	<0.005	
6/20/2008	<0.005	
12/7/2008	<0.005	
7/9/2009	<0.005	
12/29/2009	<0.005	
6/22/2010	<0.005	
1/4/2011	<0.005	
7/9/2011	<0.005	
1/21/2012	<0.005	
7/11/2012	<0.005	
1/19/2013	<0.005	
7/18/2013	<0.005	
1/15/2014	<0.005	
7/10/2014	<0.005	
1/15/2015	<0.005	
6/19/2015	<0.005	
1/14/2016	<0.005	
4/20/2016	<0.005	
6/14/2016	<0.005	
8/9/2016	<0.005	
9/27/2016	<0.005	
11/15/2016	<0.005	
1/11/2017	<0.005	
1/19/2017	0.0006 (J)	
1/24/2017	0.025 (o)	
2/28/2017	<0.005	
4/20/2017	<0.005	
7/18/2017	<0.005	
1/10/2018	<0.005	
7/11/2018	<0.005	
1/29/2019	<0.005	
3/26/2019	<0.005	
9/10/2019	<0.005	
3/31/2020	<0.005	
9/15/2020	<0.005	
3/17/2021	<0.005	
8/19/2021	<0.005	
2/22/2022		<0.005

Prediction Limit

Constituent: Selenium (mg/L) Analysis Run 8/2/2022 5:13 PM View: Appendix I - Intrawell
Plant McIntosh Client: Southern Company Data: McIntosh LF4 CCR

	GWC-9	GWC-9
8/25/2004	<0.005	
9/11/2004	<0.005	
9/26/2004	<0.005	
10/13/2004	<0.005	
7/11/2005	0.0058	
12/7/2005	<0.005	
6/22/2006	<0.005	
11/28/2006	<0.005	
7/6/2007	<0.005	
12/13/2007	<0.005	
6/20/2008	<0.005	
12/7/2008	<0.005	
7/9/2009	<0.005	
12/29/2009	<0.005	
6/22/2010	<0.005	
1/5/2011	<0.005	
7/9/2011	<0.005	
1/21/2012	<0.005	
7/11/2012	<0.005	
1/19/2013	<0.005	
7/18/2013	<0.005	
1/15/2014	<0.005	
7/10/2014	<0.005	
1/16/2015	<0.005	
6/20/2015	<0.005	
1/14/2016	<0.005	
4/19/2016	<0.005	
6/15/2016	<0.005	
8/10/2016	<0.005	
9/27/2016	<0.005	
11/15/2016	<0.005	
1/13/2017	<0.005	
3/1/2017	<0.005	
4/24/2017	<0.005	
7/24/2017	<0.005	
1/12/2018	<0.005	
7/12/2018	<0.005	
1/30/2019	<0.005	
3/27/2019	<0.005	
9/11/2019	<0.005	
4/1/2020	<0.005	
9/16/2020	<0.005	
3/17/2021	<0.005	
8/19/2021	<0.005	
2/23/2022		<0.005

Prediction Limit

Constituent: Silver (mg/L) Analysis Run 8/2/2022 5:13 PM View: Appendix I - IntraWell
Plant McIntosh Client: Southern Company Data: McIntosh LF4 CCR

	GWC-11	GWC-11
8/25/2004	<0.001	
9/11/2004	<0.001	
9/26/2004	<0.001	
10/13/2004	<0.001	
7/11/2005	<0.001	
12/7/2005	<0.001	
6/22/2006	<0.001	
11/28/2006	<0.001	
7/6/2007	<0.001	
12/13/2007	<0.001	
6/20/2008	<0.001	
12/7/2008	<0.001	
7/10/2009	<0.001	
12/29/2009	<0.001	
6/22/2010	<0.001	
1/5/2011	<0.001	
7/9/2011	<0.001	
1/21/2012	<0.001	
7/11/2012	<0.001	
1/19/2013	<0.001	
7/19/2013	<0.001	
1/15/2014	<0.001	
7/11/2014	0.00061 (J)	
1/16/2015	<0.001	
6/20/2015	<0.001	
1/14/2016	<0.001	
6/15/2016	<0.001	
1/12/2017	<0.001	
7/24/2017	<0.001	
1/11/2018	<0.001	
7/12/2018	<0.001	
1/30/2019	<0.001	
3/27/2019	<0.001	
9/11/2019	<0.001	
4/2/2020	<0.001	
9/15/2020	<0.001	
3/17/2021	<0.001	
8/18/2021	<0.001	
2/23/2022		<0.001

Prediction Limit

Constituent: Thallium (mg/L) Analysis Run 8/2/2022 5:13 PM View: Appendix I - Intrawell
Plant McIntosh Client: Southern Company Data: McIntosh LF4 CCR

	GWA-13	GWA-13
12/7/2015	<0.001	
12/15/2015	<0.001	
12/29/2015	0.0001 (J)	
1/13/2016	6E-05 (J)	
1/25/2016	<0.001	
4/20/2016	<0.001	
6/14/2016	<0.001	
8/9/2016	<0.001	
9/27/2016	<0.001	
11/15/2016	<0.001	
1/12/2017	<0.001	
2/28/2017	<0.001	
4/20/2017	<0.001	
7/18/2017	<0.001	
1/10/2018	<0.001	
7/11/2018	<0.001	
1/29/2019	<0.001	
3/26/2019	<0.001	
9/10/2019	0.00057 (J)	
3/31/2020	<0.001	
9/15/2020	<0.001	
3/16/2021	<0.001	
8/18/2021	0.00016 (J)	
2/22/2022		<0.001

Prediction Limit

Constituent: Thallium (mg/L) Analysis Run 8/2/2022 5:13 PM View: Appendix I - Intrawell
Plant McIntosh Client: Southern Company Data: McIntosh LF4 CCR

	GWA-14	GWA-14
12/7/2015	<0.001	
12/15/2015	<0.001	
12/29/2015	<0.001	
1/13/2016	7.9E-05 (J)	
1/25/2016	<0.001	
4/20/2016	<0.001	
6/14/2016	<0.001	
8/9/2016	<0.001	
9/27/2016	<0.001	
11/15/2016	<0.001	
1/11/2017	<0.001	
2/28/2017	<0.001	
4/20/2017	<0.001	
7/19/2017	<0.001	
1/11/2018	<0.001	
7/11/2018	<0.001	
1/29/2019	<0.001	
3/26/2019	<0.001	
9/10/2019	0.00021 (J)	
4/1/2020	0.00018 (J)	
9/15/2020	<0.001	
3/16/2021	<0.001	
8/17/2021	0.0006 (J)	
2/22/2022		<0.001

Prediction Limit

Constituent: Thallium (mg/L) Analysis Run 8/2/2022 5:13 PM View: Appendix I - Intrawell
Plant McIntosh Client: Southern Company Data: McIntosh LF4 CCR

	GWA-16	GWA-16
12/7/2015	<0.001	
12/14/2015	<0.001	
12/28/2015	<0.001	
1/13/2016	<0.001	
1/25/2016	<0.001	
4/20/2016	<0.001	
6/15/2016	<0.001	
8/9/2016	<0.001	
9/27/2016	<0.001	
11/15/2016	<0.001	
1/11/2017	<0.001	
3/1/2017	<0.001	
4/20/2017	<0.001	
7/19/2017	<0.001	
1/11/2018	<0.001	
7/11/2018	<0.001	
1/29/2019	<0.001	
3/26/2019	<0.001	
9/10/2019	0.0002 (J)	
4/1/2020	<0.001	
9/15/2020	<0.001	
3/16/2021	<0.001	
8/17/2021	0.00025 (J)	
2/22/2022		<0.001

Prediction Limit

Constituent: Thallium (mg/L) Analysis Run 8/2/2022 5:13 PM View: Appendix I - Intrawell
Plant McIntosh Client: Southern Company Data: McIntosh LF4 CCR

	GWA-2	GWA-2
8/25/2004	<0.001	
9/11/2004	<0.001	
9/26/2004	<0.001	
10/13/2004	<0.001	
7/11/2005	<0.001	
12/7/2005	<0.001	
6/22/2006	<0.001	
11/28/2006	<0.001	
7/6/2007	<0.001	
12/13/2007	<0.001	
6/20/2008	<0.001	
12/7/2008	<0.001	
7/9/2009	<0.001	
12/28/2009	<0.001	
6/22/2010	<0.001	
1/4/2011	<0.001	
7/9/2011	<0.001	
1/21/2012	<0.001	
7/11/2012	<0.001	
1/20/2013	<0.001	
7/19/2013	<0.001	
1/15/2014	<0.001	
6/20/2015	<0.001	
1/16/2016	<0.001	
4/19/2016	<0.001	
6/14/2016	<0.001	
8/9/2016	<0.001	
9/26/2016	<0.001	
11/15/2016	<0.001	
1/10/2017	<0.001	
2/28/2017	<0.001	
4/19/2017	<0.001	
7/17/2017	<0.001	
1/10/2018	<0.001	
7/11/2018	<0.001	
1/29/2019	<0.001	
3/27/2019	<0.001	
9/11/2019	<0.001	
4/1/2020	0.00017 (J)	
9/15/2020	0.00029 (J)	
3/16/2021	<0.001	
8/17/2021	0.00062 (J)	
2/22/2022		<0.001

Prediction Limit

Constituent: Thallium (mg/L) Analysis Run 8/2/2022 5:13 PM View: Appendix I - Intrawell
Plant McIntosh Client: Southern Company Data: McIntosh LF4 CCR

	GWA-3	GWA-3
8/25/2004	<0.001	
9/11/2004	<0.001	
9/26/2004	<0.001	
10/13/2004	<0.001	
7/11/2005	<0.001	
12/7/2005	<0.001	
6/22/2006	<0.001	
11/28/2006	<0.001	
7/6/2007	<0.001	
12/13/2007	<0.001	
6/20/2008	<0.001	
12/7/2008	<0.001	
7/9/2009	<0.001	
12/28/2009	<0.001	
6/22/2010	<0.001	
1/4/2011	<0.001	
7/9/2011	<0.001	
1/20/2012	<0.001	
7/11/2012	<0.001	
1/19/2013	<0.001	
7/18/2013	<0.001	
1/15/2014	<0.001	
6/19/2015	<0.001	
1/16/2016	<0.001	
4/19/2016	<0.001	
6/14/2016	<0.001	
8/9/2016	<0.001	
9/27/2016	<0.001	
11/14/2016	<0.001	
1/10/2017	<0.001	
2/28/2017	<0.001	
4/19/2017	<0.001	
7/18/2017	<0.001	
1/10/2018	<0.001	
7/11/2018	<0.001	
1/29/2019	<0.001	
3/27/2019	<0.001	
9/11/2019	<0.001	
4/1/2020	<0.001	
9/15/2020	0.00017 (J)	
3/16/2021	<0.001	
8/17/2021	0.00015 (J)	
2/22/2022		<0.001

Prediction Limit

Constituent: Thallium (mg/L) Analysis Run 8/2/2022 5:13 PM View: Appendix I - Intrawell
Plant McIntosh Client: Southern Company Data: McIntosh LF4 CCR

	GWC-10	GWC-10
8/25/2004	<0.001	
9/11/2004	<0.001	
9/26/2004	<0.001	
10/13/2004	<0.001	
7/11/2005	<0.001	
12/7/2005	<0.001	
6/22/2006	<0.001	
11/28/2006	<0.001	
7/6/2007	<0.001	
12/13/2007	<0.001	
6/20/2008	<0.001	
12/7/2008	<0.001	
7/10/2009	<0.001	
12/29/2009	<0.001	
6/22/2010	<0.001	
1/4/2011	<0.001	
7/9/2011	<0.001	
1/21/2012	<0.001	
7/11/2012	<0.001	
1/20/2013	<0.001	
7/18/2013	<0.001	
1/16/2014	<0.001	
6/20/2015	<0.001	
1/16/2016	<0.001	
4/21/2016	<0.001	
6/16/2016	<0.001	
8/10/2016	<0.001	
9/27/2016	<0.001	
11/15/2016	<0.001	
1/12/2017	<0.001	
3/1/2017	<0.001	
4/24/2017	<0.001	
7/24/2017	<0.001	
1/11/2018	<0.001	
7/12/2018	<0.001	
1/30/2019	<0.001	
3/27/2019	<0.001	
9/11/2019	0.0002 (J)	
4/1/2020	0.00031 (J)	
9/15/2020	<0.001	
3/16/2021	0.00037 (J)	
8/18/2021	<0.001	
2/23/2022		<0.001

Prediction Limit

Constituent: Thallium (mg/L) Analysis Run 8/2/2022 5:13 PM View: Appendix I - Intrawell
Plant McIntosh Client: Southern Company Data: McIntosh LF4 CCR

	GWC-11	GWC-11
8/25/2004	<0.001	
9/11/2004	<0.001	
9/26/2004	<0.001	
10/13/2004	<0.001	
7/11/2005	<0.001	
12/7/2005	<0.001	
6/22/2006	<0.001	
11/28/2006	<0.001	
7/6/2007	<0.001	
12/13/2007	<0.001	
6/20/2008	<0.001	
12/7/2008	<0.001	
7/10/2009	<0.001	
12/29/2009	<0.001	
6/22/2010	<0.001	
1/5/2011	<0.001	
7/9/2011	<0.001	
1/21/2012	<0.001	
7/11/2012	<0.001	
1/19/2013	<0.001	
7/19/2013	<0.001	
1/15/2014	<0.001	
6/20/2015	<0.001	
1/14/2016	6.1E-05 (J)	
4/20/2016	<0.001	
6/15/2016	<0.001	
8/10/2016	<0.001	
9/27/2016	<0.001	
11/15/2016	<0.001	
1/12/2017	<0.001	
3/1/2017	<0.001	
4/24/2017	<0.001	
7/24/2017	<0.001	
1/11/2018	<0.001	
7/12/2018	<0.001	
1/30/2019	<0.001	
3/27/2019	<0.001	
9/11/2019	<0.001	
4/2/2020	0.00028 (J)	
9/15/2020	<0.001	
3/17/2021	0.00047 (J)	
8/18/2021	<0.001	
2/23/2022		<0.001

Prediction Limit

Constituent: Thallium (mg/L) Analysis Run 8/2/2022 5:13 PM View: Appendix I - Intrawell
Plant McIntosh Client: Southern Company Data: McIntosh LF4 CCR

	GWC-12	GWC-12
8/25/2004	<0.001	
9/11/2004	<0.001	
9/26/2004	<0.001	
10/13/2004	<0.001	
7/11/2005	<0.001	
12/7/2005	<0.001	
6/22/2006	<0.001	
11/28/2006	<0.001	
7/6/2007	<0.001	
12/13/2007	<0.001	
6/20/2008	<0.001	
12/7/2008	<0.001	
7/10/2009	<0.001	
12/28/2009	<0.001	
6/22/2010	<0.001	
1/4/2011	<0.001	
7/9/2011	<0.001	
1/20/2012	<0.001	
7/11/2012	<0.001	
1/19/2013	<0.001	
7/18/2013	<0.001	
1/15/2014	<0.001	
6/19/2015	<0.001	
1/16/2016	<0.001	
4/20/2016	<0.001	
6/15/2016	<0.001	
8/10/2016	<0.001	
9/27/2016	<0.001	
11/15/2016	<0.001	
1/12/2017	<0.001	
3/1/2017	<0.001	
4/20/2017	<0.001	
7/20/2017	<0.001	
1/11/2018	<0.001	
7/12/2018	<0.001	
1/30/2019	<0.001	
3/27/2019	<0.001	
9/11/2019	0.00017 (J)	
4/1/2020	<0.001	
9/16/2020	<0.001	
3/16/2021	0.00022 (J)	
8/18/2021	<0.001	
2/23/2022		<0.001

Prediction Limit

Constituent: Thallium (mg/L) Analysis Run 8/2/2022 5:13 PM View: Appendix I - Intrawell
Plant McIntosh Client: Southern Company Data: McIntosh LF4 CCR

	GWC-17	GWC-17
12/8/2015	0.0001 (J)	
12/14/2015	9E-05 (J)	
12/28/2015	9E-05 (J)	
1/13/2016	0.0001 (J)	
1/26/2016	9.5E-05 (J)	
4/20/2016	<0.001	
6/15/2016	3.8E-05 (J)	
8/9/2016	<0.001	
9/27/2016	<0.001	
11/15/2016	<0.001	
1/11/2017	<0.001	
3/1/2017	<0.001	
4/20/2017	<0.001	
7/19/2017	<0.001	
1/11/2018	<0.001	
7/11/2018	<0.001	
1/29/2019	<0.001	
3/27/2019	<0.001	
9/11/2019	<0.001	
4/1/2020	<0.001	
9/15/2020	<0.001	
3/16/2021	<0.001	
8/19/2021	<0.001	
2/22/2022		<0.001

Prediction Limit

Constituent: Thallium (mg/L) Analysis Run 8/2/2022 5:13 PM View: Appendix I - Intrawell
Plant McIntosh Client: Southern Company Data: McIntosh LF4 CCR

	GWC-18	GWC-18
12/8/2015	0.0001 (J)	
12/14/2015	0.0001 (J)	
12/28/2015	0.0001 (J)	
1/14/2016	0.000137 (J)	
1/26/2016	0.000142 (J)	
4/19/2016	<0.001	
6/16/2016	0.00013 (J)	
8/11/2016	0.00011 (J)	
9/28/2016	0.00012 (J)	
11/16/2016	<0.001	
1/11/2017	9.5E-05 (J)	
3/1/2017	0.00011 (J)	
4/25/2017	0.00012 (J)	
7/25/2017	0.00011 (J)	
1/12/2018	0.00011 (J)	
7/11/2018	9.5E-05 (J)	
1/30/2019	0.00012 (J)	
3/27/2019	<0.001	
9/11/2019	0.00018 (J)	
4/1/2020	<0.001	
9/15/2020	<0.001	
3/17/2021	0.00016 (J)	
8/19/2021	<0.001	
2/23/2022		<0.001

Prediction Limit

Constituent: Thallium (mg/L) Analysis Run 8/2/2022 5:13 PM View: Appendix I - Intrawell
Plant McIntosh Client: Southern Company Data: McIntosh LF4 CCR

	GWC-19	GWC-19
12/8/2015	<0.001	
12/15/2015	<0.001	
12/28/2015	<0.001	
1/14/2016	7.9E-05 (J)	
1/26/2016	<0.001	
4/19/2016	<0.001	
6/16/2016	<0.001	
8/10/2016	<0.001	
9/28/2016	<0.001	
11/15/2016	<0.001	
1/16/2017	<0.001	
3/1/2017	<0.001	
4/25/2017	<0.001	
7/25/2017	<0.001	
1/12/2018	<0.001	
7/11/2018	<0.001	
1/29/2019	<0.001	
3/27/2019	<0.001	
9/11/2019	0.00019 (J)	
4/1/2020	<0.001	
9/16/2020	0.00026 (J)	
3/16/2021	<0.001	
8/19/2021	<0.001	
2/23/2022		<0.001

Prediction Limit

Constituent: Thallium (mg/L) Analysis Run 8/2/2022 5:13 PM View: Appendix I - Intrawell
Plant McIntosh Client: Southern Company Data: McIntosh LF4 CCR

	GWC-20	GWC-20
12/9/2015	0.0001 (J)	
12/14/2015	9E-05 (J)	
12/29/2015	0.0001 (J)	
1/14/2016	0.000118 (J)	
1/25/2016	0.000102 (J)	
4/21/2016	<0.001	
6/16/2016	5.2E-05 (J)	
8/10/2016	<0.001	
9/27/2016	<0.001	
11/15/2016	<0.001	
1/13/2017	<0.001	
3/1/2017	<0.001	
4/25/2017	<0.001	
7/25/2017	<0.001	
1/12/2018	<0.001	
7/11/2018	<0.001	
1/29/2019	<0.001	
3/27/2019	<0.001	
9/11/2019	0.00034 (J)	
4/1/2020	<0.001	
9/15/2020	<0.001	
3/16/2021	<0.001	
8/19/2021	<0.001	
2/22/2022		<0.001

Prediction Limit

Constituent: Thallium (mg/L) Analysis Run 8/2/2022 5:13 PM View: Appendix I - Intrawell
Plant McIntosh Client: Southern Company Data: McIntosh LF4 CCR

	GWC-21	GWC-21
12/9/2015	<0.001	
12/14/2015	<0.001	
12/29/2015	<0.001	
1/14/2016	<0.001	
1/25/2016	<0.001	
4/21/2016	<0.001	
6/16/2016	2.7E-05 (J)	
8/10/2016	<0.001	
9/27/2016	0.00016 (J)	
11/15/2016	<0.001	
1/12/2017	<0.001	
3/1/2017	<0.001	
4/24/2017	<0.001	
7/25/2017	<0.001	
1/11/2018	<0.001	
7/11/2018	<0.001	
1/30/2019	<0.001	
3/27/2019	<0.001	
9/11/2019	0.00041 (J)	
4/1/2020	<0.001	
9/15/2020	<0.001	
3/17/2021	<0.001	
8/19/2021	<0.001	
2/23/2022		<0.001

Prediction Limit

Constituent: Thallium (mg/L) Analysis Run 8/2/2022 5:13 PM View: Appendix I - Intrawell
Plant McIntosh Client: Southern Company Data: McIntosh LF4 CCR

	GWC-23	GWC-23
6/16/2016	<0.001	
8/10/2016	<0.001	
9/28/2016	<0.001	
11/16/2016	<0.001	
1/17/2017	<0.001	
3/2/2017	<0.001	
4/25/2017	<0.001	
7/13/2017	<0.001	
7/25/2017	9E-05 (J)	
1/12/2018	0.00011 (J)	
7/12/2018	0.0001 (J)	
1/30/2019	0.00016 (J)	
3/27/2019	0.00011	
9/11/2019	0.00034 (J)	
4/1/2020	<0.001	
9/15/2020	<0.001	
3/17/2021	<0.001	
8/19/2021	<0.001	
2/23/2022		<0.001

Prediction Limit

Constituent: Thallium (mg/L) Analysis Run 8/2/2022 5:13 PM View: Appendix I - Intrawell
Plant McIntosh Client: Southern Company Data: McIntosh LF4 CCR

	GWA-4A	GWA-4A
8/25/2004	<0.001	
9/11/2004	<0.001	
9/26/2004	<0.001	
10/13/2004	<0.001	
7/11/2005	<0.001	
12/7/2005	<0.001	
6/22/2006	<0.001	
11/28/2006	<0.001	
7/6/2007	<0.001	
12/13/2007	<0.001	
6/20/2008	<0.001	
12/7/2008	<0.001	
7/9/2009	<0.001	
12/30/2009	<0.001	
6/22/2010	<0.001	
1/4/2011	<0.001	
7/9/2011	<0.001	
1/21/2012	<0.001	
7/11/2012	<0.001	
1/20/2013	<0.001	
7/19/2013	<0.001	
1/16/2014	<0.001	
6/20/2015	<0.001	
1/14/2016	<0.001	
4/20/2016	<0.001	
6/14/2016	3.6E-05 (J)	
8/11/2016	<0.001	
9/27/2016	<0.001	
11/14/2016	<0.001	
1/10/2017	<0.001	
2/28/2017	<0.001	
4/20/2017	<0.001	
7/18/2017	<0.001	
1/10/2018	<0.001	
7/11/2018	<0.001	
1/29/2019	<0.001	
3/26/2019	<0.001	
9/10/2019	0.00033 (J)	
3/31/2020	<0.001	
9/16/2020	<0.001	
3/17/2021	<0.001	
8/19/2021	<0.001	
2/23/2022		<0.001

Prediction Limit

Constituent: Thallium (mg/L) Analysis Run 8/2/2022 5:13 PM View: Appendix I - Intrawell
Plant McIntosh Client: Southern Company Data: McIntosh LF4 CCR

	GWA-5	GWA-5
8/25/2004	<0.001	
9/11/2004	<0.001	
9/26/2004	<0.001	
10/13/2004	<0.001	
7/11/2005	<0.001	
12/7/2005	<0.001	
6/22/2006	<0.001	
11/28/2006	<0.001	
7/6/2007	<0.001	
12/13/2007	<0.001	
6/20/2008	<0.001	
12/7/2008	<0.001	
7/9/2009	<0.001	
12/29/2009	<0.001	
6/22/2010	<0.001	
1/4/2011	<0.001	
7/9/2011	<0.001	
1/21/2012	<0.001	
7/11/2012	<0.001	
1/19/2013	<0.001	
7/18/2013	<0.001	
1/15/2014	<0.001	
6/19/2015	<0.001	
1/14/2016	<0.001	
4/20/2016	<0.001	
6/14/2016	<0.001	
8/9/2016	<0.001	
9/27/2016	<0.001	
11/15/2016	<0.001	
1/11/2017	<0.001	
1/19/2017	<0.001	
1/24/2017	0.00072	
2/28/2017	<0.001	
4/20/2017	<0.001	
7/18/2017	<0.001	
1/10/2018	<0.001	
7/11/2018	<0.001	
1/29/2019	<0.001	
3/26/2019	<0.001	
9/10/2019	<0.001	
3/31/2020	<0.001	
9/15/2020	<0.001	
3/17/2021	<0.001	
8/19/2021	<0.001	
2/22/2022		<0.001

Prediction Limit

Constituent: Thallium (mg/L) Analysis Run 8/2/2022 5:13 PM View: Appendix I - Intrawell
Plant McIntosh Client: Southern Company Data: McIntosh LF4 CCR

	GWC-9	GWC-9
8/25/2004	<0.001	
9/11/2004	<0.001	
9/26/2004	<0.001	
10/13/2004	<0.001	
7/11/2005	<0.001	
12/7/2005	<0.001	
6/22/2006	<0.001	
11/28/2006	<0.001	
7/6/2007	<0.001	
12/13/2007	<0.001	
6/20/2008	<0.001	
12/7/2008	<0.001	
7/9/2009	<0.001	
12/29/2009	<0.001	
6/22/2010	<0.001	
1/5/2011	<0.001	
7/9/2011	<0.001	
1/21/2012	<0.001	
7/11/2012	<0.001	
1/19/2013	<0.001	
7/18/2013	<0.001	
1/15/2014	<0.001	
6/20/2015	<0.001	
1/14/2016	<0.001	
4/19/2016	<0.001	
6/15/2016	<0.001	
8/10/2016	<0.001	
9/27/2016	<0.001	
11/15/2016	<0.001	
1/13/2017	<0.001	
3/1/2017	<0.001	
4/24/2017	<0.001	
7/24/2017	<0.001	
1/12/2018	<0.001	
7/12/2018	<0.001	
1/30/2019	<0.001	
3/27/2019	<0.001	
9/11/2019	0.00023 (J)	
4/1/2020	<0.001	
9/16/2020	<0.001	
3/17/2021	<0.001	
8/19/2021	<0.001	
2/23/2022		<0.001

Prediction Limit

Constituent: Vanadium (mg/L) Analysis Run 8/2/2022 5:13 PM View: Appendix I - Intrawell
Plant McIntosh Client: Southern Company Data: McIntosh LF4 CCR

	GWA-13	GWA-13
12/7/2015	<0.001	
12/15/2015	<0.001	
12/29/2015	<0.001	
1/13/2016	<0.001	
1/25/2016	<0.001	
6/14/2016	0.00055 (J)	
1/12/2017	0.0018 (J)	
7/18/2017	<0.001	
1/10/2018	<0.001	
7/11/2018	<0.001	
1/29/2019	0.0018 (J)	
3/26/2019	<0.001	
9/10/2019	0.0027	
3/31/2020	<0.001	
9/15/2020	<0.001	
3/16/2021	<0.001	
8/18/2021	<0.001	
2/22/2022		<0.001

Prediction Limit

Constituent: Vanadium (mg/L) Analysis Run 8/2/2022 5:13 PM View: Appendix I - Intrawell
Plant McIntosh Client: Southern Company Data: McIntosh LF4 CCR

	GWA-14	GWA-14
12/7/2015	<0.001	
12/15/2015	<0.001	
12/29/2015	<0.001	
1/13/2016	<0.001	
1/25/2016	<0.001	
6/14/2016	0.00033 (J)	
1/11/2017	<0.001	
7/19/2017	<0.001	
1/11/2018	<0.001	
7/11/2018	<0.001	
1/29/2019	<0.001	
3/26/2019	<0.001	
9/10/2019	0.002	
4/1/2020	<0.001	
9/15/2020	<0.001	
3/16/2021	<0.001	
8/17/2021	<0.001	
2/22/2022		<0.001

Prediction Limit

Constituent: Vanadium (mg/L) Analysis Run 8/2/2022 5:13 PM View: Appendix I - Intrawell
Plant McIntosh Client: Southern Company Data: McIntosh LF4 CCR

	GWA-16	GWA-16
12/7/2015	<0.001	
12/14/2015	<0.001	
12/28/2015	<0.001	
1/13/2016	<0.001	
1/25/2016	<0.001	
6/15/2016	0.00015 (J)	
1/11/2017	0.0015 (J)	
7/19/2017	<0.001	
1/11/2018	<0.001	
7/11/2018	<0.001	
1/29/2019	<0.001	
3/26/2019	0.0019	
9/10/2019	0.0019	
4/1/2020	<0.001	
9/15/2020	<0.001	
3/16/2021	<0.001	
8/17/2021	<0.001	
2/22/2022		<0.001

Prediction Limit

Constituent: Vanadium (mg/L) Analysis Run 8/2/2022 5:13 PM View: Appendix I - Intrawell
Plant McIntosh Client: Southern Company Data: McIntosh LF4 CCR

	GWA-2	GWA-2
8/25/2004	<0.001	
9/11/2004	<0.001	
9/26/2004	<0.001	
10/13/2004	<0.001	
7/11/2005	<0.001	
12/7/2005	<0.001	
6/22/2006	<0.001	
11/28/2006	<0.001	
7/6/2007	<0.001	
12/13/2007	<0.001	
6/20/2008	<0.001	
12/7/2008	<0.001	
7/9/2009	<0.001	
12/28/2009	<0.001	
6/22/2010	<0.001	
1/4/2011	<0.001	
7/9/2011	<0.001	
1/21/2012	<0.001	
7/11/2012	0.0051	
1/20/2013	<0.001	
7/19/2013	<0.001	
1/15/2014	<0.001	
7/11/2014	<0.001	
1/16/2015	<0.001	
6/20/2015	<0.001	
1/16/2016	<0.001	
6/14/2016	0.00044 (J)	
1/10/2017	0.0014 (J)	
7/17/2017	<0.001	
1/10/2018	<0.001	
7/11/2018	<0.001	
1/29/2019	<0.001	
3/27/2019	0.0019	
9/11/2019	0.0014	
4/1/2020	<0.001	
9/15/2020	<0.001	
3/16/2021	<0.001	
8/17/2021	<0.001	
2/22/2022		0.001

Prediction Limit

Constituent: Vanadium (mg/L) Analysis Run 8/2/2022 5:13 PM View: Appendix I - Intrawell
Plant McIntosh Client: Southern Company Data: McIntosh LF4 CCR

	GWA-3	GWA-3
8/25/2004	<0.001	
9/11/2004	<0.001	
9/26/2004	<0.001	
10/13/2004	<0.001	
7/11/2005	<0.001	
12/7/2005	<0.001	
6/22/2006	<0.001	
11/28/2006	<0.001	
7/6/2007	0.0031	
12/13/2007	<0.001	
6/20/2008	0.005	
12/7/2008	<0.001	
7/9/2009	<0.001	
12/28/2009	<0.001	
6/22/2010	<0.001	
1/5/2011	0.056 (O)	
7/9/2011	0.0033	
1/20/2012	<0.001	
7/11/2012	<0.001	
1/19/2013	<0.001	
7/18/2013	<0.001	
1/15/2014	<0.001	
7/11/2014	<0.001	
1/15/2015	<0.001	
6/19/2015	<0.001	
1/16/2016	<0.001	
6/14/2016	0.00027 (J)	
1/10/2017	0.0015 (J)	
7/18/2017	<0.001	
1/10/2018	<0.001	
7/11/2018	<0.001	
1/29/2019	<0.001	
3/27/2019	0.0047	
9/11/2019	0.0012	
4/1/2020	<0.001	
9/15/2020	<0.001	
3/16/2021	<0.001	
8/17/2021	<0.001	
2/22/2022		<0.001

Prediction Limit

Constituent: Vanadium (mg/L) Analysis Run 8/2/2022 5:13 PM View: Appendix I - Intrawell
Plant McIntosh Client: Southern Company Data: McIntosh LF4 CCR

	GWC-1	GWC-1
8/25/2004	<0.001	
9/11/2004	<0.001	
9/26/2004	<0.001	
7/11/2005	<0.001	
12/7/2005	<0.001	
6/22/2006	<0.001	
11/28/2006	<0.001	
7/6/2007	<0.001	
12/13/2007	<0.001	
6/20/2008	<0.001	
12/7/2008	<0.001	
7/9/2009	<0.001	
12/28/2009	<0.001	
6/22/2010	<0.001	
1/4/2011	<0.001	
7/9/2011	0.0032	
1/21/2012	<0.001	
7/11/2012	<0.001	
1/20/2013	<0.001	
7/19/2013	<0.001	
1/15/2014	<0.001	
7/11/2014	<0.001	
1/16/2015	<0.001	
6/20/2015	0.0017 (J)	
1/16/2016	<0.001	
6/15/2016	0.00031 (J)	
1/12/2017	0.0031	
7/19/2017	<0.001	
1/11/2018	<0.001	
7/12/2018	<0.001	
1/30/2019	<0.001	
3/27/2019	<0.001	
9/11/2019	0.0013	
4/1/2020	<0.001	
9/15/2020	<0.001	
3/16/2021	<0.001	
8/18/2021	0.0011	
2/23/2022		<0.001

Prediction Limit

Constituent: Vanadium (mg/L) Analysis Run 8/2/2022 5:13 PM View: Appendix I - Intrawell
Plant McIntosh Client: Southern Company Data: McIntosh LF4 CCR

	GWC-10	GWC-10
8/25/2004	<0.001	
9/11/2004	<0.001	
9/26/2004	<0.001	
10/13/2004	<0.001	
7/11/2005	<0.001	
12/7/2005	<0.001	
6/22/2006	<0.001	
11/28/2006	<0.001	
7/6/2007	<0.001	
12/13/2007	<0.001	
6/20/2008	<0.001	
12/7/2008	<0.001	
7/10/2009	<0.001	
12/29/2009	<0.001	
6/22/2010	<0.001	
1/4/2011	<0.001	
7/10/2011	<0.001	
1/21/2012	<0.001	
7/11/2012	<0.001	
1/20/2013	<0.001	
7/19/2013	<0.001	
1/16/2014	<0.001	
7/10/2014	<0.001	
1/16/2015	0.00098 (J)	
6/20/2015	0.0019 (J)	
1/16/2016	0.0008 (J)	
6/16/2016	0.0011 (J)	
1/12/2017	0.0087 (o)	
7/24/2017	0.0027	
1/11/2018	<0.001	
7/12/2018	<0.001	
1/30/2019	0.0027 (J)	
3/27/2019	0.0065 (o)	
9/11/2019	0.0022	
4/1/2020	0.0012	
9/15/2020	<0.001	
3/16/2021	0.0013	
8/18/2021	0.0015	
2/23/2022		0.0011

Prediction Limit

Constituent: Vanadium (mg/L) Analysis Run 8/2/2022 5:13 PM View: Appendix I - Intrawell
Plant McIntosh Client: Southern Company Data: McIntosh LF4 CCR

	GWC-11	GWC-11
8/25/2004	<0.0025	
9/11/2004	<0.0025	
9/26/2004	<0.0025	
10/13/2004	<0.0025	
7/11/2005	<0.0025	
12/7/2005	<0.0025	
6/22/2006	<0.0025	
11/28/2006	<0.0025	
7/6/2007	<0.0025	
12/13/2007	<0.0025	
6/20/2008	0.0093 (o)	
12/7/2008	<0.0025	
7/10/2009	<0.0025	
12/29/2009	<0.0025	
6/22/2010	0.0025	
1/5/2011	<0.0025	
7/9/2011	<0.0025	
1/21/2012	<0.0025	
7/11/2012	<0.0025	
1/19/2013	<0.0025	
7/19/2013	<0.0025	
1/15/2014	<0.0025	
7/11/2014	0.001 (J)	
1/16/2015	0.00089 (J)	
6/20/2015	0.0017 (J)	
1/14/2016	0.0017 (J)	
6/15/2016	0.0018 (J)	
1/12/2017	0.01 (o)	
7/24/2017	0.0015 (J)	
1/11/2018	<0.0025	
7/12/2018	<0.0025	
1/30/2019	<0.0025	
3/27/2019	0.0016	
9/11/2019	0.0025	
4/2/2020	0.0016	
9/15/2020	0.001	
3/17/2021	0.0015	
8/18/2021	0.0018	
2/23/2022		0.0013

Prediction Limit

Constituent: Vanadium (mg/L) Analysis Run 8/2/2022 5:13 PM View: Appendix I - Intrawell
Plant McIntosh Client: Southern Company Data: McIntosh LF4 CCR

	GWC-12	GWC-12
8/25/2004	<0.001	
9/11/2004	<0.001	
9/26/2004	<0.001	
10/13/2004	<0.001	
7/11/2005	<0.001	
12/7/2005	<0.001	
6/22/2006	<0.001	
11/28/2006	<0.001	
7/6/2007	<0.001	
12/13/2007	<0.001	
6/20/2008	<0.001	
12/7/2008	<0.001	
7/10/2009	<0.001	
12/28/2009	<0.001	
6/22/2010	<0.001	
1/4/2011	<0.001	
7/9/2011	<0.001	
1/20/2012	<0.001	
7/11/2012	<0.001	
1/19/2013	<0.001	
7/18/2013	<0.001	
1/15/2014	<0.001	
7/11/2014	<0.001	
1/15/2015	<0.001	
6/19/2015	<0.001	
1/16/2016	<0.001	
6/15/2016	0.0004 (J)	
1/12/2017	0.0075 (o)	
7/20/2017	0.0015 (J)	
1/11/2018	<0.001	
7/12/2018	<0.001	
1/30/2019	<0.001	
3/27/2019	0.0078 (o)	
9/11/2019	0.0011	
4/1/2020	<0.001	
9/16/2020	<0.001	
3/16/2021	<0.001	
8/18/2021	<0.001	
2/23/2022		<0.001

Prediction Limit

Constituent: Vanadium (mg/L) Analysis Run 8/2/2022 5:13 PM View: Appendix I - Intrawell
Plant McIntosh Client: Southern Company Data: McIntosh LF4 CCR

	GWA-15	GWA-15
12/7/2015	<0.001	
12/15/2015	<0.001	
12/28/2015	<0.001	
1/13/2016	<0.001	
1/25/2016	<0.001	
6/15/2016	0.0003 (J)	
1/11/2017	0.0017 (J)	
7/19/2017	<0.001	
1/11/2018	<0.001	
7/11/2018	<0.001	
1/29/2019	<0.001	
3/26/2019	0.0041	
9/11/2019	0.0016	
4/1/2020	<0.001	
9/15/2020	<0.001	
3/17/2021	<0.001	
8/19/2021	<0.001	
2/22/2022		<0.001

Prediction Limit

Constituent: Vanadium (mg/L) Analysis Run 8/2/2022 5:13 PM View: Appendix I - Intrawell
Plant McIntosh Client: Southern Company Data: McIntosh LF4 CCR

	GWC-17	GWC-17
12/8/2015	<0.001	
12/14/2015	<0.001	
12/28/2015	<0.001	
1/13/2016	<0.001	
1/26/2016	<0.001	
6/15/2016	0.00047 (J)	
1/11/2017	<0.001	
7/19/2017	<0.001	
1/11/2018	<0.001	
7/11/2018	<0.001	
1/29/2019	<0.001	
3/27/2019	0.004	
9/11/2019	0.0018	
4/1/2020	<0.001	
9/15/2020	<0.001	
3/16/2021	<0.001	
8/19/2021	0.0013	
2/22/2022		<0.001

Prediction Limit

Constituent: Vanadium (mg/L) Analysis Run 8/2/2022 5:13 PM View: Appendix I - Intrawell
Plant McIntosh Client: Southern Company Data: McIntosh LF4 CCR

	GWC-18	GWC-18
12/8/2015	0.0023 (J)	
12/14/2015	0.0028 (J)	
12/28/2015	0.0024 (J)	
1/14/2016	0.0022 (J)	
1/26/2016	0.0022 (J)	
6/16/2016	0.0041 (J)	
1/11/2017	0.003	
7/25/2017	0.0055	
1/12/2018	0.0022 (J)	
7/11/2018	0.0016 (J)	
1/30/2019	0.0042 (J)	
3/27/2019	0.0074	
9/11/2019	0.0037	
4/1/2020	0.0024	
9/15/2020	0.0022	
3/17/2021	0.0026	
8/19/2021	0.003	
2/23/2022		0.0025

Prediction Limit

Constituent: Vanadium (mg/L) Analysis Run 8/2/2022 5:13 PM View: Appendix I - Intrawell
Plant McIntosh Client: Southern Company Data: McIntosh LF4 CCR

	GWC-19	GWC-19
12/8/2015	0.0023 (J)	
12/15/2015	0.0016 (J)	
12/28/2015	0.0013 (J)	
1/14/2016	0.0014 (J)	
1/26/2016	0.0013 (J)	
6/16/2016	0.00092 (J)	
1/16/2017	0.0067	
7/25/2017	0.0035	
1/12/2018	<0.001	
7/11/2018	<0.001	
1/29/2019	<0.001	
3/27/2019	<0.001	
9/11/2019	0.0023	
4/1/2020	<0.001	
9/16/2020	<0.001	
3/16/2021	<0.001	
8/19/2021	0.0015	
2/23/2022		0.00088 (J)

Prediction Limit

Constituent: Vanadium (mg/L) Analysis Run 8/2/2022 5:13 PM View: Appendix I - Intrawell
Plant McIntosh Client: Southern Company Data: McIntosh LF4 CCR

	GWC-20	GWC-20
12/9/2015	<0.001	
12/14/2015	<0.001	
12/29/2015	<0.001	
1/14/2016	<0.001	
1/25/2016	<0.001	
6/16/2016	0.00054 (J)	
1/13/2017	0.0074	
7/25/2017	0.0034	
1/12/2018	<0.001	
7/11/2018	<0.001	
1/29/2019	<0.001	
3/27/2019	0.0031	
9/11/2019	0.0018	
4/1/2020	<0.001	
9/15/2020	<0.001	
3/16/2021	<0.001	
8/19/2021	<0.001	
2/22/2022		<0.001

Prediction Limit

Constituent: Vanadium (mg/L) Analysis Run 8/2/2022 5:13 PM View: Appendix I - Intrawell
Plant McIntosh Client: Southern Company Data: McIntosh LF4 CCR

	GWC-21	GWC-21
12/9/2015	<0.001	
12/14/2015	<0.001	
12/29/2015	<0.001	
1/14/2016	<0.001	
1/25/2016	<0.001	
6/16/2016	0.00048 (J)	
1/12/2017	0.0058	
7/25/2017	0.0029	
1/11/2018	<0.001	
7/11/2018	<0.001	
1/30/2019	<0.001	
3/27/2019	0.0049	
9/11/2019	0.0015	
4/1/2020	<0.001	
9/15/2020	<0.001	
3/17/2021	<0.001	
8/19/2021	0.001	
2/23/2022		<0.001

Prediction Limit

Constituent: Vanadium (mg/L) Analysis Run 8/2/2022 5:13 PM View: Appendix I - Intrawell
Plant McIntosh Client: Southern Company Data: McIntosh LF4 CCR

	GWC-23	GWC-23
6/16/2016	0.00063 (J)	
1/17/2017	0.0026	
7/25/2017	0.003	
1/12/2018	<0.001	
7/12/2018	<0.001	
1/30/2019	<0.001	
3/27/2019	0.0055	
9/11/2019	0.0015	
4/1/2020	<0.001	
9/15/2020	<0.001	
3/17/2021	<0.001	
8/19/2021	0.0011	
2/23/2022		<0.001

Prediction Limit

Constituent: Vanadium (mg/L) Analysis Run 8/2/2022 5:13 PM View: Appendix I - Intrawell
Plant McIntosh Client: Southern Company Data: McIntosh LF4 CCR

	GWA-4A	GWA-4A
8/25/2004	<0.001	
9/11/2004	<0.001	
9/26/2004	<0.001	
10/13/2004	<0.001	
7/11/2005	<0.001	
12/7/2005	<0.001	
6/22/2006	<0.001	
11/28/2006	<0.001	
7/6/2007	<0.001	
12/13/2007	<0.001	
6/20/2008	0.0033	
12/7/2008	<0.001	
7/9/2009	<0.001	
12/30/2009	<0.001	
6/22/2010	<0.001	
1/4/2011	<0.001	
7/10/2011	<0.001	
1/21/2012	<0.001	
7/11/2012	<0.001	
1/20/2013	<0.001	
7/19/2013	<0.001	
1/16/2014	<0.001	
7/10/2014	<0.001	
1/16/2015	<0.001	
6/20/2015	<0.001	
1/14/2016	<0.001	
6/14/2016	0.00028 (J)	
1/10/2017	0.0014 (J)	
7/18/2017	<0.001	
1/10/2018	<0.001	
7/11/2018	<0.001	
1/29/2019	<0.001	
3/26/2019	0.0027	
9/10/2019	0.0018	
3/31/2020	<0.001	
9/16/2020	<0.001	
3/17/2021	<0.001	
8/19/2021	<0.001	
2/23/2022		<0.001

Prediction Limit

Constituent: Vanadium (mg/L) Analysis Run 8/2/2022 5:13 PM View: Appendix I - Intrawell
Plant McIntosh Client: Southern Company Data: McIntosh LF4 CCR

	GWA-5	GWA-5
8/25/2004	<0.001	
9/11/2004	<0.001	
9/26/2004	<0.001	
10/13/2004	<0.001	
7/11/2005	<0.001	
12/7/2005	<0.001	
6/22/2006	<0.001	
11/28/2006	<0.001	
7/6/2007	<0.001	
12/13/2007	<0.001	
6/20/2008	<0.001	
12/7/2008	<0.001	
7/9/2009	<0.001	
12/29/2009	<0.001	
6/22/2010	<0.001	
1/4/2011	<0.001	
7/9/2011	<0.001	
1/21/2012	<0.001	
7/11/2012	<0.001	
1/19/2013	<0.001	
7/18/2013	<0.001	
1/15/2014	<0.001	
7/10/2014	<0.001	
1/15/2015	<0.001	
6/19/2015	0.0035 (J)	
1/14/2016	<0.001	
6/14/2016	0.00047 (J)	
1/11/2017	0.0016 (J)	
7/18/2017	<0.001	
1/10/2018	<0.001	
7/11/2018	<0.001	
1/29/2019	<0.001	
3/26/2019	0.0015	
9/10/2019	0.0018	
3/31/2020	<0.001	
9/15/2020	<0.001	
3/17/2021	<0.001	
8/19/2021	<0.001	
2/22/2022		<0.001

Prediction Limit

Constituent: Vanadium (mg/L) Analysis Run 8/2/2022 5:13 PM View: Appendix I - Intrawell
Plant McIntosh Client: Southern Company Data: McIntosh LF4 CCR

	GWC-9	GWC-9
8/25/2004	<0.001	
9/11/2004	<0.001	
9/26/2004	<0.001	
10/13/2004	<0.001	
7/11/2005	<0.001	
12/7/2005	<0.001	
6/22/2006	<0.001	
11/28/2006	<0.001	
7/6/2007	<0.001	
12/13/2007	<0.001	
6/20/2008	0.0037	
12/7/2008	<0.001	
7/9/2009	<0.001	
12/29/2009	<0.001	
6/22/2010	<0.001	
1/5/2011	<0.001	
7/9/2011	<0.001	
1/21/2012	<0.001	
7/11/2012	<0.001	
1/19/2013	<0.001	
7/18/2013	<0.001	
1/15/2014	<0.001	
7/10/2014	<0.001	
1/16/2015	<0.001	
6/20/2015	<0.001	
1/14/2016	<0.001	
6/15/2016	0.00019 (J)	
1/13/2017	0.0091 (o)	
7/24/2017	0.0027	
1/12/2018	<0.001	
7/12/2018	<0.001	
1/30/2019	<0.001	
3/27/2019	0.006	
9/11/2019	0.0015	
4/1/2020	<0.001	
9/16/2020	<0.001	
3/17/2021	<0.001	
8/19/2021	<0.001	
2/23/2022		<0.001

Prediction Limit

Constituent: Zinc (mg/L) Analysis Run 8/2/2022 5:13 PM View: Appendix I - Intrawell
Plant McIntosh Client: Southern Company Data: McIntosh LF4 CCR

	GWA-13	GWA-13
12/7/2015	0.0034	
12/15/2015	0.003	
12/29/2015	0.0028	
1/13/2016	0.0025	
1/25/2016	0.0022 (J)	
6/14/2016	0.0042 (J)	
1/12/2017	<0.005	
7/18/2017	<0.005	
1/10/2018	<0.005	
7/11/2018	<0.005	
1/29/2019	<0.005	
3/26/2019	<0.005	
9/10/2019	0.0061	
3/31/2020	<0.005	
9/15/2020	0.0037 (J)	
3/16/2021	<0.005	
8/18/2021	<0.005	
2/22/2022		<0.005

Prediction Limit

Constituent: Zinc (mg/L) Analysis Run 8/2/2022 5:13 PM View: Appendix I - Intrawell
Plant McIntosh Client: Southern Company Data: McIntosh LF4 CCR

	GWA-14	GWA-14
12/7/2015	0.0044	
12/15/2015	0.0031	
12/29/2015	0.0028	
1/13/2016	0.0028	
1/25/2016	0.0034	
6/14/2016	0.0036 (J)	
1/11/2017	0.013 (J)	
7/19/2017	<0.005	
1/11/2018	<0.005	
7/11/2018	<0.005	
1/29/2019	0.0048 (J)	
3/26/2019	<0.005	
9/10/2019	0.0069	
4/1/2020	<0.005	
9/15/2020	0.024	
3/16/2021	0.007	
8/17/2021	<0.005	
2/22/2022		0.0054

Prediction Limit

Constituent: Zinc (mg/L) Analysis Run 8/2/2022 5:13 PM View: Appendix I - Intrawell
Plant McIntosh Client: Southern Company Data: McIntosh LF4 CCR

	GWA-16	GWA-16
12/7/2015	0.0048	
12/14/2015	0.0038	
12/28/2015	0.0042	
1/13/2016	0.0036	
1/25/2016	0.0033	
6/15/2016	0.0032 (J)	
1/11/2017	<0.005	
7/19/2017	<0.005	
1/11/2018	<0.005	
7/11/2018	<0.005	
1/29/2019	0.0024 (J)	
3/26/2019	<0.005	
9/10/2019	0.006	
4/1/2020	<0.005	
9/15/2020	0.0033 (J)	
3/16/2021	0.005	
8/17/2021	<0.005	
2/22/2022		0.0076

Prediction Limit

Constituent: Zinc (mg/L) Analysis Run 8/2/2022 5:13 PM View: Appendix I - Intrawell
Plant McIntosh Client: Southern Company Data: McIntosh LF4 CCR

	GWA-2	GWA-2
8/25/2004	0.014	
9/11/2004	<0.02	
9/26/2004	<0.02	
10/13/2004	<0.02	
7/11/2005	<0.02	
12/7/2005	<0.02	
6/22/2006	0.0041	
11/28/2006	0.0033	
7/6/2007	0.0036	
12/13/2007	<0.02	
6/20/2008	0.0045	
12/7/2008	0.0031	
7/9/2009	0.004	
12/28/2009	0.0027	
6/22/2010	0.0028	
1/4/2011	0.0027	
7/9/2011	0.0051	
1/21/2012	0.004	
7/11/2012	0.0075	
1/20/2013	0.0034	
7/19/2013	<0.02	
1/15/2014	0.0049	
7/11/2014	0.0038	
1/16/2015	0.0032	
6/20/2015	0.0042	
1/16/2016	0.0042	
6/14/2016	0.0043 (J)	
1/10/2017	0.0084 (J)	
7/17/2017	<0.02	
1/10/2018	<0.02	
7/11/2018	<0.02	
1/29/2019	0.0064 (J)	
3/27/2019	<0.02	
9/11/2019	0.0089	
4/1/2020	0.0066	
9/15/2020	0.0049 (J)	
3/16/2021	0.0045 (J)	
8/17/2021	0.004 (J)	
2/22/2022		0.0055

Prediction Limit

Constituent: Zinc (mg/L) Analysis Run 8/2/2022 5:13 PM View: Appendix I - Intrawell
Plant McIntosh Client: Southern Company Data: McIntosh LF4 CCR

	GWA-3	GWA-3
8/25/2004	<0.005	
9/11/2004	<0.005	
9/26/2004	<0.005	
10/13/2004	<0.005	
7/11/2005	<0.005	
12/7/2005	<0.005	
6/22/2006	0.0042	
11/28/2006	0.0048	
7/6/2007	0.045	
12/13/2007	0.005	
6/20/2008	0.012	
12/7/2008	0.042	
7/9/2009	0.0038	
12/28/2009	<0.005	
6/22/2010	<0.005	
1/5/2011	0.057 (O)	
7/9/2011	0.0085	
1/20/2012	0.0057	
7/11/2012	<0.005	
1/19/2013	<0.005	
7/18/2013	0.0028	
1/15/2014	0.0047	
7/11/2014	0.0025	
1/15/2015	0.002 (J)	
6/19/2015	0.0019 (J)	
1/16/2016	0.0033	
6/14/2016	0.0028 (J)	
1/10/2017	0.0079 (J)	
7/18/2017	<0.005	
1/10/2018	<0.005	
7/11/2018	<0.005	
1/29/2019	<0.005	
3/27/2019	<0.005	
9/11/2019	0.012	
4/1/2020	<0.005	
9/15/2020	<0.005	
3/16/2021	0.0035 (J)	
8/17/2021	<0.005	
2/22/2022		<0.005

Prediction Limit

Constituent: Zinc (mg/L) Analysis Run 8/2/2022 5:13 PM View: Appendix I - Intrawell
Plant McIntosh Client: Southern Company Data: McIntosh LF4 CCR

	GWC-1	GWC-1
8/25/2004	0.012	
9/11/2004	<0.005	
9/26/2004	<0.005	
7/11/2005	<0.005	
12/7/2005	0.015	
6/22/2006	0.0044	
11/28/2006	0.0034	
7/6/2007	0.0029	
12/13/2007	<0.005	
6/20/2008	0.0035	
12/7/2008	0.0036	
7/9/2009	0.0032	
12/28/2009	0.0032	
6/22/2010	0.0032	
1/4/2011	<0.005	
7/9/2011	0.0076	
1/21/2012	0.0034	
7/11/2012	0.0028	
1/20/2013	0.0032	
7/19/2013	0.0028	
1/15/2014	0.0047	
7/11/2014	0.0041	
1/16/2015	0.0035	
6/20/2015	0.0043	
1/16/2016	0.002 (J)	
6/15/2016	0.0027 (J)	
1/12/2017	<0.005	
7/19/2017	<0.005	
1/11/2018	<0.005	
7/12/2018	<0.005	
1/30/2019	0.0031 (J)	
3/27/2019	<0.005	
9/11/2019	0.0088	
4/1/2020	0.0046 (J)	
9/15/2020	0.0049 (J)	
3/16/2021	0.0047 (J)	
8/18/2021	0.0035 (J)	
2/23/2022		<0.005

Prediction Limit

Constituent: Zinc (mg/L) Analysis Run 8/2/2022 5:13 PM View: Appendix I - Intrawell
Plant McIntosh Client: Southern Company Data: McIntosh LF4 CCR

	GWC-10	GWC-10
8/25/2004	<0.005	
9/11/2004	0.01	
9/26/2004	<0.005	
10/13/2004	<0.005	
7/11/2005	<0.005	
12/7/2005	<0.005	
6/22/2006	0.0034	
11/28/2006	0.019	
7/6/2007	<0.005	
12/13/2007	<0.005	
6/20/2008	0.0039	
12/7/2008	<0.005	
7/10/2009	<0.005	
12/29/2009	<0.005	
6/22/2010	<0.005	
1/4/2011	<0.005	
7/10/2011	0.0026	
1/21/2012	<0.005	
7/11/2012	<0.005	
1/20/2013	<0.005	
7/19/2013	<0.005	
1/16/2014	0.0031	
7/10/2014	0.0012 (J)	
1/16/2015	0.0017 (J)	
6/20/2015	0.0036	
1/16/2016	<0.005	
6/16/2016	<0.005	
1/12/2017	<0.005	
7/24/2017	<0.005	
1/11/2018	<0.005	
7/12/2018	<0.005	
1/30/2019	<0.005	
3/27/2019	<0.005	
9/11/2019	0.0058	
4/1/2020	<0.005	
9/15/2020	0.0043 (J)	
3/16/2021	<0.005	
8/18/2021	<0.005	
2/23/2022		<0.005

Prediction Limit

Constituent: Zinc (mg/L) Analysis Run 8/2/2022 5:13 PM View: Appendix I - Intrawell
Plant McIntosh Client: Southern Company Data: McIntosh LF4 CCR

	GWC-11	GWC-11
8/25/2004	<0.005	
9/11/2004	<0.005	
9/26/2004	<0.005	
10/13/2004	<0.005	
7/11/2005	<0.005	
12/7/2005	<0.005	
6/22/2006	0.0025	
11/28/2006	0.0026	
7/6/2007	0.0025	
12/13/2007	<0.005	
6/20/2008	0.0089	
12/7/2008	0.041 (Q)	
7/10/2009	<0.005	
12/29/2009	<0.005	
6/22/2010	<0.005	
1/5/2011	<0.005	
7/9/2011	<0.005	
1/21/2012	0.005	
7/11/2012	0.0025	
1/19/2013	<0.005	
7/19/2013	<0.005	
1/15/2014	0.0034	
7/11/2014	0.0019 (J)	
1/16/2015	<0.005	
6/20/2015	<0.005	
1/14/2016	0.0022 (J)	
6/15/2016	0.0028 (J)	
1/12/2017	<0.005	
7/24/2017	<0.005	
1/11/2018	<0.005	
7/12/2018	<0.005	
1/30/2019	<0.005	
3/27/2019	<0.005	
9/11/2019	0.005	
4/2/2020	0.0049 (J)	
9/15/2020	<0.005	
3/17/2021	0.0032 (J)	
8/18/2021	<0.005	
2/23/2022		<0.005

Prediction Limit

Constituent: Zinc (mg/L) Analysis Run 8/2/2022 5:13 PM View: Appendix I - Intrawell
Plant McIntosh Client: Southern Company Data: McIntosh LF4 CCR

	GWC-12	GWC-12
8/25/2004	<0.005	
9/11/2004	0.01	
9/26/2004	<0.005	
10/13/2004	<0.005	
7/11/2005	<0.005	
12/7/2005	<0.005	
6/22/2006	0.0038	
11/28/2006	0.007	
7/6/2007	0.0025	
12/13/2007	0.0032	
6/20/2008	0.0044	
12/7/2008	0.0042	
7/10/2009	0.0025	
12/28/2009	0.0027	
6/22/2010	<0.005	
1/4/2011	0.0033	
7/9/2011	0.0043	
1/20/2012	0.0038	
7/11/2012	0.0035	
1/19/2013	0.0028	
7/18/2013	0.0028	
1/15/2014	0.0053	
7/11/2014	0.0034	
1/15/2015	0.003	
6/19/2015	0.0035	
1/16/2016	0.0023 (J)	
6/15/2016	0.0031 (J)	
1/12/2017	<0.005	
7/20/2017	<0.005	
1/11/2018	<0.005	
7/12/2018	<0.005	
1/30/2019	<0.005	
3/27/2019	<0.005	
9/11/2019	0.0066	
4/1/2020	<0.005	
9/16/2020	0.0033 (J)	
3/16/2021	<0.005	
8/18/2021	0.0081	
2/23/2022		<0.005

Prediction Limit

Constituent: Zinc (mg/L) Analysis Run 8/2/2022 5:13 PM View: Appendix I - Intrawell
Plant McIntosh Client: Southern Company Data: McIntosh LF4 CCR

	GWA-15	GWA-15
12/7/2015	0.0052	
12/15/2015	0.0046	
12/28/2015	0.0042	
1/13/2016	0.0038	
1/25/2016	0.0036	
6/15/2016	0.0028 (J)	
1/11/2017	0.014 (J)	
7/19/2017	<0.005	
1/11/2018	<0.005	
7/11/2018	<0.005	
1/29/2019	0.0059 (J)	
3/26/2019	<0.005	
9/11/2019	0.0062	
4/1/2020	<0.005	
9/15/2020	0.0033 (J)	
3/17/2021	0.0063	
8/19/2021	<0.005	
2/22/2022		0.0057

Prediction Limit

Constituent: Zinc (mg/L) Analysis Run 8/2/2022 5:13 PM View: Appendix I - IntraWell
Plant McIntosh Client: Southern Company Data: McIntosh LF4 CCR

	GWC-17	GWC-17
12/8/2015	0.0058	
12/14/2015	0.006	
12/28/2015	0.0058	
1/13/2016	0.0056	
1/26/2016	0.0046	
6/15/2016	0.0053 (J)	
1/11/2017	0.018 (J)	
7/19/2017	<0.02	
1/11/2018	<0.02	
7/11/2018	<0.02	
1/29/2019	0.0059 (J)	
3/27/2019	<0.02	
9/11/2019	0.013	
4/1/2020	0.005	
9/15/2020	0.0052	
3/16/2021	0.006	
8/19/2021	0.013	
2/22/2022		0.0046 (J)

Prediction Limit

Constituent: Zinc (mg/L) Analysis Run 8/2/2022 5:13 PM View: Appendix I - Intrawell
Plant McIntosh Client: Southern Company Data: McIntosh LF4 CCR

	GWC-18	GWC-18
12/8/2015	0.0017 (J)	
12/14/2015	0.0028	
12/28/2015	0.0024 (J)	
1/14/2016	0.0036	
1/26/2016	0.0036	
6/16/2016	0.0052 (J)	
1/11/2017	0.025	
7/25/2017	<0.005	
1/12/2018	<0.005	
7/11/2018	<0.005	
1/30/2019	0.5 (o)	
3/27/2019	<0.005	
9/11/2019	0.0058	
4/1/2020	<0.005	
9/15/2020	0.0032 (J)	
3/17/2021	0.0032 (J)	
8/19/2021	0.015	
2/23/2022		<0.005

Prediction Limit

Constituent: Zinc (mg/L) Analysis Run 8/2/2022 5:13 PM View: Appendix I - Intrawell
Plant McIntosh Client: Southern Company Data: McIntosh LF4 CCR

	GWC-19	GWC-19
12/8/2015	0.0035	
12/15/2015	0.0028	
12/28/2015	0.0023 (J)	
1/14/2016	0.012	
1/26/2016	0.0034	
6/16/2016	0.0026 (J)	
1/16/2017	<0.005	
7/25/2017	<0.005	
1/12/2018	<0.005	
7/11/2018	<0.005	
1/29/2019	0.0051 (J)	
3/27/2019	<0.005	
9/11/2019	0.0046 (J)	
4/1/2020	<0.005	
9/16/2020	0.004 (J)	
3/16/2021	<0.005	
8/19/2021	0.017	
2/23/2022		<0.005

Prediction Limit

Constituent: Zinc (mg/L) Analysis Run 8/2/2022 5:13 PM View: Appendix I - Intrawell
Plant McIntosh Client: Southern Company Data: McIntosh LF4 CCR

	GWC-20	GWC-20
12/9/2015	0.0035	
12/14/2015	0.0056	
12/29/2015	0.0084	
1/14/2016	0.0048	
1/25/2016	0.0069	
6/16/2016	0.0048 (J)	
1/13/2017	<0.005	
7/25/2017	<0.005	
1/12/2018	<0.005	
7/11/2018	<0.005	
1/29/2019	<0.005	
3/27/2019	<0.005	
9/11/2019	0.0073	
4/1/2020	<0.005	
9/15/2020	0.0044 (J)	
3/16/2021	<0.005	
8/19/2021	<0.005	
2/22/2022		0.0034 (J)

Prediction Limit

Constituent: Zinc (mg/L) Analysis Run 8/2/2022 5:13 PM View: Appendix I - Intrawell
Plant McIntosh Client: Southern Company Data: McIntosh LF4 CCR

	GWC-21	GWC-21
12/9/2015	0.0016 (J)	
12/14/2015	0.0015 (J)	
12/29/2015	<0.005	
1/14/2016	0.0052	
1/25/2016	0.0017 (J)	
6/16/2016	0.0097 (J)	
1/12/2017	<0.005	
7/25/2017	<0.005	
1/11/2018	<0.005	
7/11/2018	<0.005	
1/30/2019	0.0025 (J)	
3/27/2019	<0.005	
9/11/2019	0.0063	
4/1/2020	0.0032 (J)	
9/15/2020	<0.005	
3/17/2021	<0.005	
8/19/2021	<0.005	
2/23/2022		0.004 (J)

Prediction Limit

Constituent: Zinc (mg/L) Analysis Run 8/2/2022 5:13 PM View: Appendix I - Intravel
Plant McIntosh Client: Southern Company Data: McIntosh LF4 CCR

	GWC-23	GWC-23
6/16/2016	0.0098 (J)	
1/17/2017	<0.02	
7/25/2017	0.0069 (J)	
1/12/2018	<0.02	
7/12/2018	<0.02	
1/30/2019	0.0049 (J)	
3/27/2019	<0.02	
9/11/2019	0.0086	
4/1/2020	0.0033 (J)	
9/15/2020	0.004 (J)	
3/17/2021	0.0033 (J)	
8/19/2021	0.0081	
2/23/2022		0.017

Prediction Limit

Constituent: Zinc (mg/L) Analysis Run 8/2/2022 5:13 PM View: Appendix I - Intrawell
Plant McIntosh Client: Southern Company Data: McIntosh LF4 CCR

	GWA-4A	GWA-4A
8/25/2004	<0.005	
9/11/2004	<0.005	
9/26/2004	<0.005	
10/13/2004	<0.005	
7/11/2005	<0.005	
12/7/2005	0.06 (O)	
6/22/2006	0.0061	
11/28/2006	0.0064	
7/6/2007	0.011	
12/13/2007	0.0061	
6/20/2008	0.009	
12/7/2008	0.0071	
7/9/2009	0.0059	
12/30/2009	0.0038	
6/22/2010	0.0044	
1/4/2011	0.0038	
7/10/2011	0.005	
1/21/2012	0.0074	
7/11/2012	0.0047	
1/20/2013	<0.005	
7/19/2013	0.0032	
1/16/2014	0.019	
7/10/2014	0.0038	
1/16/2015	0.0045	
6/20/2015	0.0023 (J)	
1/14/2016	0.0024 (J)	
6/14/2016	0.0053 (J)	
1/10/2017	<0.005	
7/18/2017	<0.005	
1/10/2018	<0.005	
7/11/2018	0.0098 (J)	
1/29/2019	0.0064 (J)	
3/26/2019	0.01	
9/10/2019	0.012	
3/31/2020	0.013	
9/16/2020	0.011	
3/17/2021	0.0039 (J)	
8/19/2021	0.004 (J)	
2/23/2022		<0.005

Prediction Limit

Constituent: Zinc (mg/L) Analysis Run 8/2/2022 5:13 PM View: Appendix I - Intrawell
Plant McIntosh Client: Southern Company Data: McIntosh LF4 CCR

	GWA-5	GWA-5
8/25/2004	0.017	
9/11/2004	<0.005	
9/26/2004	<0.005	
10/13/2004	<0.005	
7/11/2005	<0.005	
12/7/2005	<0.005	
6/22/2006	0.0033	
11/28/2006	0.0034	
7/6/2007	0.0037	
12/13/2007	<0.005	
6/20/2008	0.0042	
12/7/2008	0.0049	
7/9/2009	0.0032	
12/29/2009	0.0031	
6/22/2010	<0.005	
1/4/2011	0.0029	
7/9/2011	0.0038	
1/21/2012	0.0057	
7/11/2012	0.0032	
1/19/2013	0.0032	
7/18/2013	0.0027	
1/15/2014	0.0059	
7/10/2014	0.0064	
1/15/2015	0.0024 (J)	
6/19/2015	0.0057	
1/14/2016	0.0022 (J)	
6/14/2016	0.0028 (J)	
1/11/2017	0.013 (J)	
7/18/2017	<0.005	
1/10/2018	<0.005	
7/11/2018	<0.005	
1/29/2019	0.0027 (J)	
3/26/2019	<0.005	
9/10/2019	0.022	
3/31/2020	<0.005	
9/15/2020	0.0049 (J)	
3/17/2021	0.0041 (J)	
8/19/2021	<0.005	
2/22/2022		<0.005

Prediction Limit

Constituent: Zinc (mg/L) Analysis Run 8/2/2022 5:13 PM View: Appendix I - Intrawell
Plant McIntosh Client: Southern Company Data: McIntosh LF4 CCR

	GWC-9	GWC-9
8/25/2004	<0.005	
9/11/2004	<0.005	
9/26/2004	<0.005	
10/13/2004	<0.005	
7/11/2005	<0.005	
12/7/2005	<0.005	
6/22/2006	<0.005	
11/28/2006	0.0034	
7/6/2007	0.0049	
12/13/2007	<0.005	
6/20/2008	0.006	
12/7/2008	0.0043	
7/9/2009	<0.005	
12/29/2009	0.0061	
6/22/2010	<0.005	
1/5/2011	<0.005	
7/9/2011	0.0077	
1/21/2012	0.0032	
7/11/2012	<0.005	
1/19/2013	<0.005	
7/18/2013	<0.005	
1/15/2014	0.0036	
7/10/2014	0.0024 (J)	
1/16/2015	0.0055	
6/20/2015	<0.005	
1/14/2016	<0.005	
6/15/2016	0.0037 (J)	
1/13/2017	<0.005	
7/24/2017	<0.005	
1/12/2018	<0.005	
7/12/2018	<0.005	
1/30/2019	0.051	
3/27/2019	<0.005	
9/11/2019	0.0058	
4/1/2020	<0.005	
9/16/2020	0.0035 (J)	
3/17/2021	<0.005	
8/19/2021	<0.005	
2/23/2022		<0.005

FIGURE H.

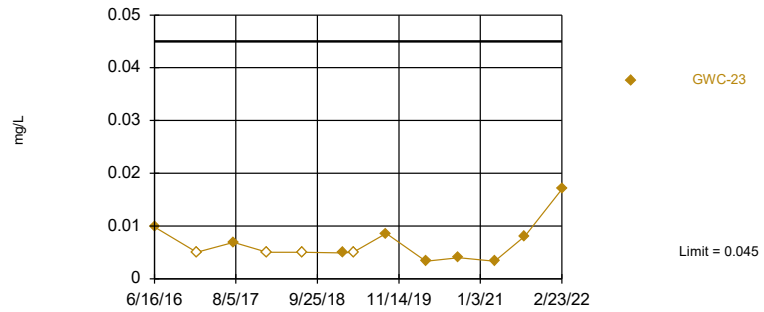
Appendix I Interwell Prediction Limit - Two-Step - All Results (No Significant)

Plant McIntosh Client: Southern Company Data: McIntosh LF4 CCR Printed 8/2/2022, 5:18 PM

Constituent	Well	Upper Lim.	Lower Lim.	Date	Observ.	Sig.	Bg.N	Bg Mean	Std. Dev.	%NDs	ND Adj.	Transform	Alpha	Method
Zinc (mg/L)	GWC-23	0.045	n/a	2/23/2022	0.017	No	261	n/a	n/a	35.63	n/a	n/a	0.00004916	NP Inter (normality) 1 of 2

Within Limit

Prediction Limit Interwell Non-parametric



Non-parametric test used in lieu of parametric prediction limit because the Chi Squared normality test showed the data to be non-normal at the 0.01 alpha level. Limit is highest of 261 background values. 35.63% NDs. Annual per-constituent alpha = 0.0008845. Individual comparison alpha = 0.00004916 (1 of 2). Assumes 8 future values.

Constituent: Zinc Analysis Run 8/2/2022 5:14 PM View: Appendix I - Two-Step
Plant McIntosh Client: Southern Company Data: McIntosh LF4 CCR

Prediction Limit

Constituent: Zinc (mg/L) Analysis Run 8/2/2022 5:18 PM View: Appendix I - Two-Step

Plant McIntosh Client: Southern Company Data: McIntosh LF4 CCR

	GWA-3 (bg)	GWA-2 (bg)	GWA-4A (bg)	GWA-5 (bg)	GWA-15 (bg)	GWA-13 (bg)	GWA-16 (bg)	GWA-14 (bg)	GWC-18 (bg)
8/25/2004	<0.005	0.014	<0.005	0.017					
9/11/2004	<0.005	<0.005	<0.005	<0.005					
9/26/2004	<0.005	<0.005	<0.005	<0.005					
10/13/2004	<0.005	<0.005	<0.005	<0.005					
7/11/2005	<0.005	<0.005	<0.005	<0.005					
12/7/2005	<0.005	<0.005	0.06 (O)	<0.005					
6/22/2006	0.0042	0.0041	0.0061	0.0033					
11/28/2006	0.0048	0.0033	0.0064	0.0034					
7/6/2007	0.045	0.0036	0.011	0.0037					
12/13/2007	0.005	<0.005	0.0061	<0.005					
6/20/2008	0.012	0.0045	0.009	0.0042					
12/7/2008	0.042	0.0031	0.0071	0.0049					
7/9/2009	0.0038	0.004	0.0059	0.0032					
12/28/2009	<0.005	0.0027							
12/29/2009				0.0031					
12/30/2009			0.0038						
6/22/2010	<0.005	0.0028	0.0044	<0.005					
1/4/2011		0.0027	0.0038	0.0029					
1/5/2011	0.057 (O)								
7/9/2011	0.0085	0.0051		0.0038					
7/10/2011			0.005						
1/20/2012	0.0057								
1/21/2012		0.004	0.0074	0.0057					
7/11/2012	<0.005	0.0075	0.0047	0.0032					
1/19/2013	<0.005			0.0032					
1/20/2013		0.0034	<0.005						
7/18/2013	0.0028			0.0027					
7/19/2013		<0.005	0.0032						
1/15/2014	0.0047	0.0049		0.0059					
1/16/2014			0.019						
7/10/2014			0.0038	0.0064					
7/11/2014	0.0025	0.0038							
1/15/2015	0.002 (J)			0.0024 (J)					
1/16/2015		0.0032	0.0045						
6/19/2015	0.0019 (J)			0.0057					
6/20/2015		0.0042	0.0023 (J)						
12/7/2015					0.0052	0.0034	0.0048	0.0044	
12/8/2015									0.0017 (J)
12/14/2015							0.0038		0.0028
12/15/2015					0.0046	0.003		0.0031	
12/28/2015					0.0042		0.0042		0.0024 (J)
12/29/2015						0.0028		0.0028	
1/13/2016					0.0038	0.0025	0.0036	0.0028	
1/14/2016			0.0024 (J)	0.0022 (J)					0.0036
1/16/2016	0.0033	0.0042							
1/25/2016					0.0036	0.0022 (J)	0.0033	0.0034	
1/26/2016									0.0036
6/14/2016	0.0028 (J)	0.0043 (J)	0.0053 (J)	0.0028 (J)		0.0042 (J)		0.0036 (J)	
6/15/2016					0.0028 (J)		0.0032 (J)		
6/16/2016									0.0052 (J)
1/10/2017	0.0079 (J)	0.0084 (J)	<0.005						
1/11/2017				0.013 (J)	0.014 (J)		<0.005	0.013 (J)	0.025

Prediction Limit

Constituent: Zinc (mg/L) Analysis Run 8/2/2022 5:18 PM View: Appendix I - Two-Step
 Plant McIntosh Client: Southern Company Data: McIntosh LF4 CCR

	GWA-3 (bg)	GWA-2 (bg)	GWA-4A (bg)	GWA-5 (bg)	GWA-15 (bg)	GWA-13 (bg)	GWA-16 (bg)	GWA-14 (bg)	GWC-18 (bg)
1/12/2017						<0.005			
1/17/2017									
7/17/2017		<0.005							
7/18/2017	<0.005		<0.005	<0.005		<0.005			
7/19/2017					<0.005		<0.005	<0.005	
7/25/2017									<0.005
1/10/2018	<0.005	<0.005	<0.005	<0.005		<0.005			
1/11/2018					<0.005		<0.005	<0.005	
1/12/2018									<0.005
7/11/2018	<0.005	<0.005	0.0098 (J)	<0.005	<0.005	<0.005	<0.005	<0.005	<0.005
7/12/2018									
1/29/2019	<0.005	0.0064 (J)	0.0064 (J)	0.0027 (J)	0.0059 (J)	<0.005	0.0024 (J)	0.0048 (J)	
1/30/2019									0.5 (o)
3/26/2019			0.01	<0.005	<0.005	<0.005	<0.005	<0.005	
3/27/2019	<0.005	<0.005							<0.005
9/10/2019			0.012	0.022		0.0061	0.006	0.0069	
9/11/2019	0.012	0.0089			0.0062				0.0058
3/31/2020			0.013	<0.005		<0.005			
4/1/2020	<0.005	0.0066			<0.005		<0.005	<0.005	<0.005
9/15/2020	<0.005	0.0049 (J)		0.0049 (J)	0.0033 (J)	0.0037 (J)	0.0033 (J)	0.024	0.0032 (J)
9/16/2020			0.011						
3/16/2021	0.0035 (J)	0.0045 (J)				<0.005	0.005	0.007	
3/17/2021			0.0039 (J)	0.0041 (J)	0.0063				0.0032 (J)
8/17/2021	<0.005	0.004 (J)					<0.005	<0.005	
8/18/2021						<0.005			
8/19/2021			0.004 (J)	<0.005	<0.005				0.015
2/22/2022	<0.005	0.0055		<0.005	0.0057	<0.005	0.0076	0.0054	
2/23/2022			<0.005						<0.005

Prediction Limit

Constituent: Zinc (mg/L) Analysis Run 8/2/2022 5:18 PM View: Appendix I - Two-Step
Plant McIntosh Client: Southern Company Data: McIntosh LF4 CCR

	GWC-17 (bg)	GWC-23
8/25/2004		
9/11/2004		
9/26/2004		
10/13/2004		
7/11/2005		
12/7/2005		
6/22/2006		
11/28/2006		
7/6/2007		
12/13/2007		
6/20/2008		
12/7/2008		
7/9/2009		
12/28/2009		
12/29/2009		
12/30/2009		
6/22/2010		
1/4/2011		
1/5/2011		
7/9/2011		
7/10/2011		
1/20/2012		
1/21/2012		
7/11/2012		
1/19/2013		
1/20/2013		
7/18/2013		
7/19/2013		
1/15/2014		
1/16/2014		
7/10/2014		
7/11/2014		
1/15/2015		
1/16/2015		
6/19/2015		
6/20/2015		
12/7/2015		
12/8/2015	0.0058	
12/14/2015	0.006	
12/15/2015		
12/28/2015	0.0058	
12/29/2015		
1/13/2016	0.0056	
1/14/2016		
1/16/2016		
1/25/2016		
1/26/2016	0.0046	
6/14/2016		
6/15/2016	0.0053 (J)	
6/16/2016		0.0098 (J)
1/10/2017		
1/11/2017	0.018 (J)	

Prediction Limit

Constituent: Zinc (mg/L) Analysis Run 8/2/2022 5:18 PM View: Appendix I - Two-Step
Plant McIntosh Client: Southern Company Data: McIntosh LF4 CCR

	GWC-17 (bg)	GWC-23
1/12/2017		
1/17/2017		<0.005
7/17/2017		
7/18/2017		
7/19/2017	<0.005	
7/25/2017		0.0069 (J)
1/10/2018		
1/11/2018	<0.005	
1/12/2018		<0.005
7/11/2018	<0.005	
7/12/2018		<0.005
1/29/2019	0.0059 (J)	
1/30/2019		0.0049 (J)
3/26/2019		
3/27/2019	<0.005	<0.005
9/10/2019		
9/11/2019	0.013	0.0086
3/31/2020		
4/1/2020	0.005	0.0033 (J)
9/15/2020	0.0052	0.004 (J)
9/16/2020		
3/16/2021	0.006	
3/17/2021		0.0033 (J)
8/17/2021		
8/18/2021		
8/19/2021	0.013	0.0081
2/22/2022	0.0046 (J)	
2/23/2022		0.017

FIGURE I.

Appendix I Trend Tests - Significant Results

Plant McIntosh Client: Southern Company Data: McIntosh LF4 CCR Printed 8/2/2022, 5:23 PM

<u>Constituent</u>	<u>Well</u>	<u>Slope</u>	<u>Calc.</u>	<u>Critical</u>	<u>Sig.</u>	<u>N</u>	<u>%NDs</u>	<u>Normality</u>	<u>Xform</u>	<u>Alpha</u>	<u>Method</u>
Zinc (mg/L)	GWA-14 (bg)	0.0004927	81	68	Yes	18	33.33	n/a	n/a	0.01	NP

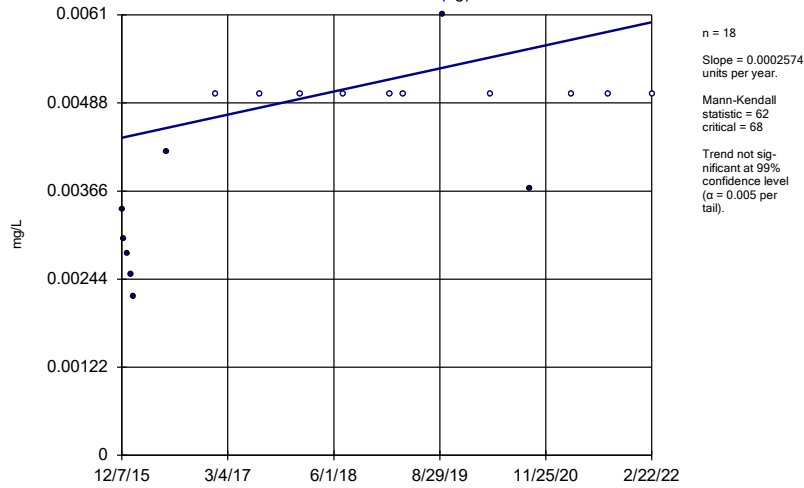
Appendix I Trend Tests - All Results

Plant McIntosh Client: Southern Company Data: McIntosh LF4 CCR Printed 8/2/2022, 5:23 PM

Constituent	Well	Slope	Calc.	Critical	Sig.	N	%NDs	Normality	Xform	Alpha	Method
Zinc (mg/L)	GWA-13 (bg)	0.0002574	62	68	No	18	55.56	n/a	n/a	0.01	NP
Zinc (mg/L)	GWA-14 (bg)	0.0004927	81	68	Yes	18	33.33	n/a	n/a	0.01	NP
Zinc (mg/L)	GWA-16 (bg)	0.0001533	48	68	No	18	38.89	n/a	n/a	0.01	NP
Zinc (mg/L)	GWA-2 (bg)	0	11	214	No	39	28.21	n/a	n/a	0.01	NP
Zinc (mg/L)	GWA-3 (bg)	0	-61	-206	No	38	50	n/a	n/a	0.01	NP
Zinc (mg/L)	GWA-15 (bg)	0.0001555	32	68	No	18	33.33	n/a	n/a	0.01	NP
Zinc (mg/L)	GWA-17 (bg)	0	-3	-68	No	18	22.22	n/a	n/a	0.01	NP
Zinc (mg/L)	GWC-18 (bg)	0.0003986	43	63	No	17	35.29	n/a	n/a	0.01	NP
Zinc (mg/L)	GWC-23	-0.0008752	-23	-43	No	13	30.77	n/a	n/a	0.01	NP
Zinc (mg/L)	GWA-4A (bg)	0	28	206	No	38	26.32	n/a	n/a	0.01	NP
Zinc (mg/L)	GWA-5 (bg)	0	-18	-214	No	39	35.9	n/a	n/a	0.01	NP

Sen's Slope Estimator

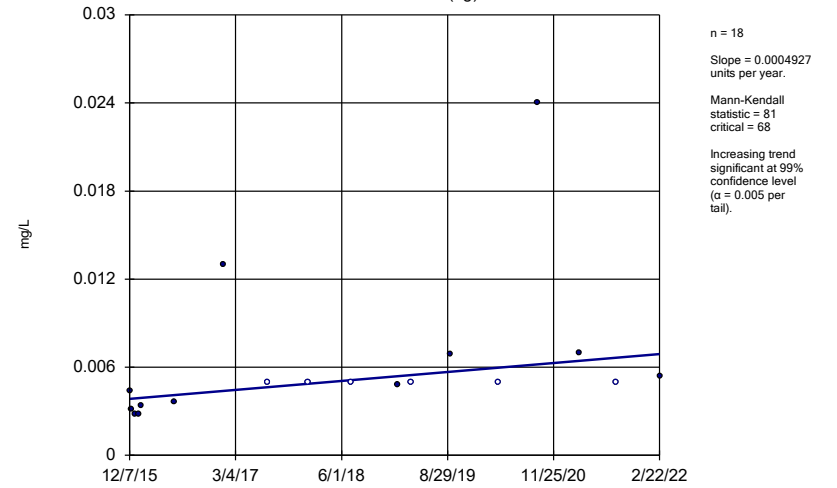
GWA-13 (bg)



Constituent: Zinc Analysis Run 8/2/2022 5:20 PM View: Appendix I - Trend Tests
Plant McIntosh Client: Southern Company Data: McIntosh LF4 CCR

Sen's Slope Estimator

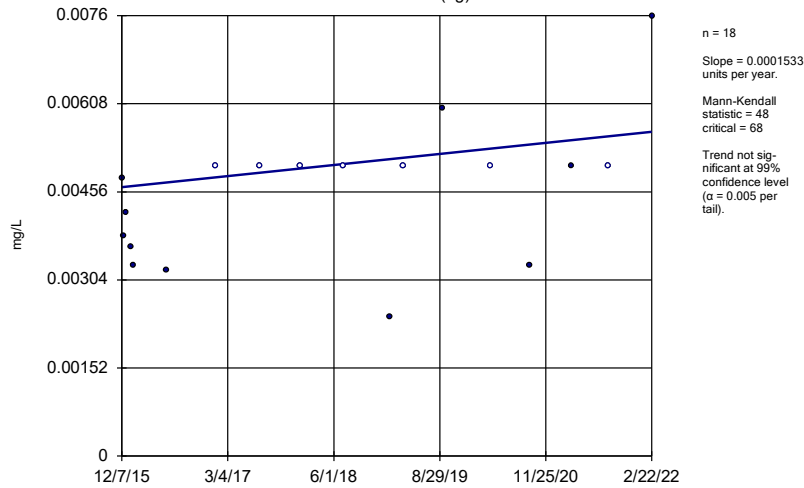
GWA-14 (bg)



Constituent: Zinc Analysis Run 8/2/2022 5:20 PM View: Appendix I - Trend Tests
Plant McIntosh Client: Southern Company Data: McIntosh LF4 CCR

Sen's Slope Estimator

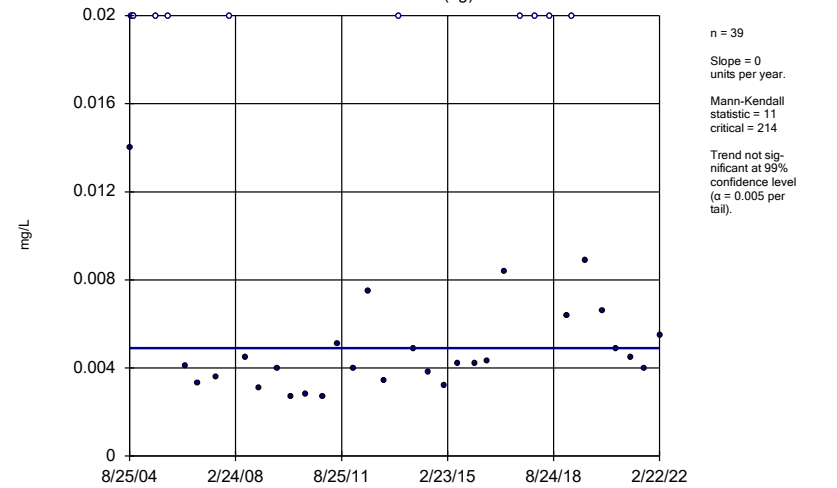
GWA-16 (bg)



Constituent: Zinc Analysis Run 8/2/2022 5:20 PM View: Appendix I - Trend Tests
Plant McIntosh Client: Southern Company Data: McIntosh LF4 CCR

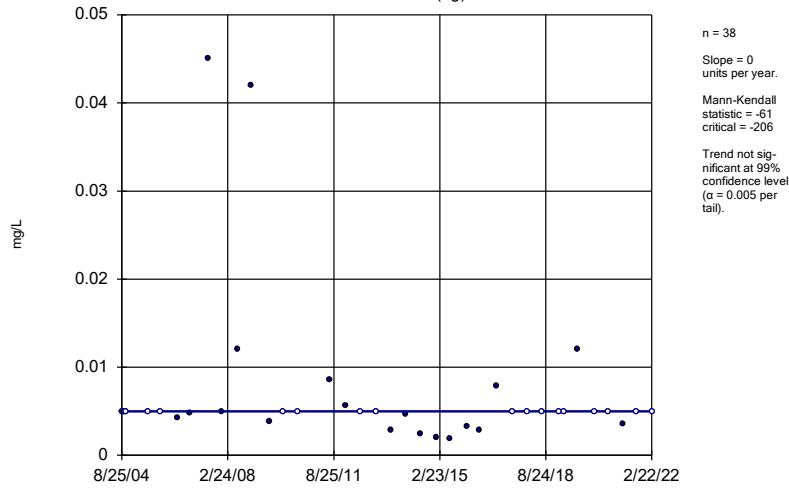
Sen's Slope Estimator

GWA-2 (bg)



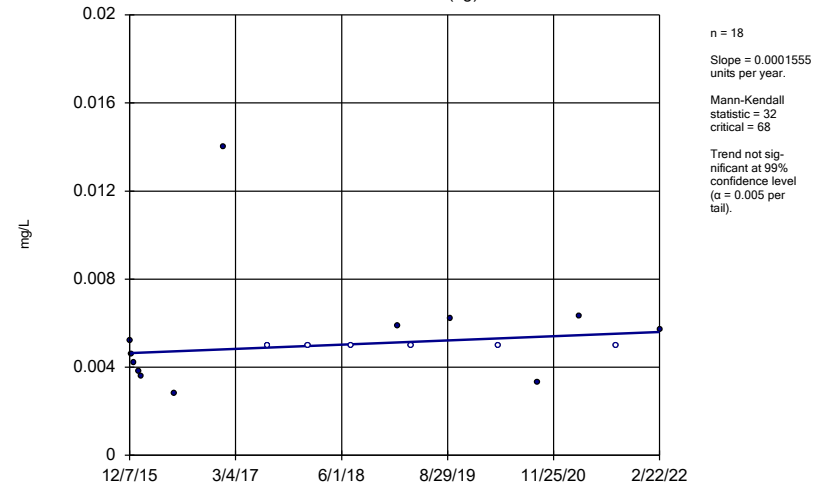
Constituent: Zinc Analysis Run 8/2/2022 5:20 PM View: Appendix I - Trend Tests
Plant McIntosh Client: Southern Company Data: McIntosh LF4 CCR

Sen's Slope Estimator GWA-3 (bg)



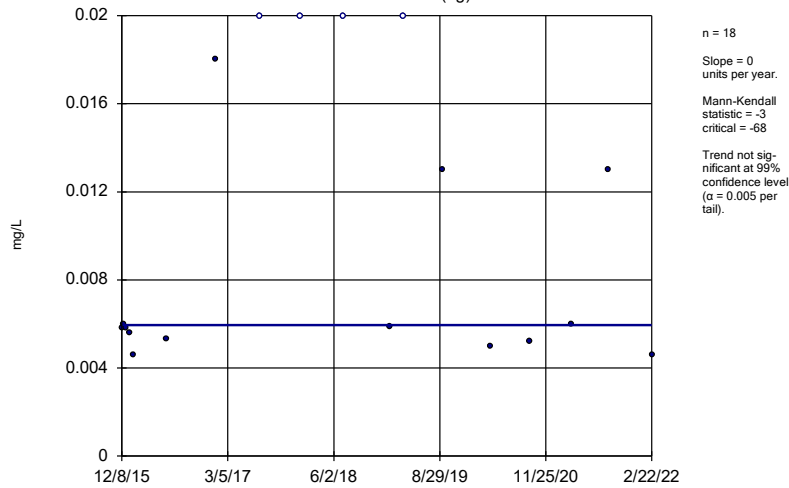
Constituent: Zinc Analysis Run 8/2/2022 5:20 PM View: Appendix I - Trend Tests
Plant McIntosh Client: Southern Company Data: McIntosh LF4 CCR

Sen's Slope Estimator GWA-15 (bg)



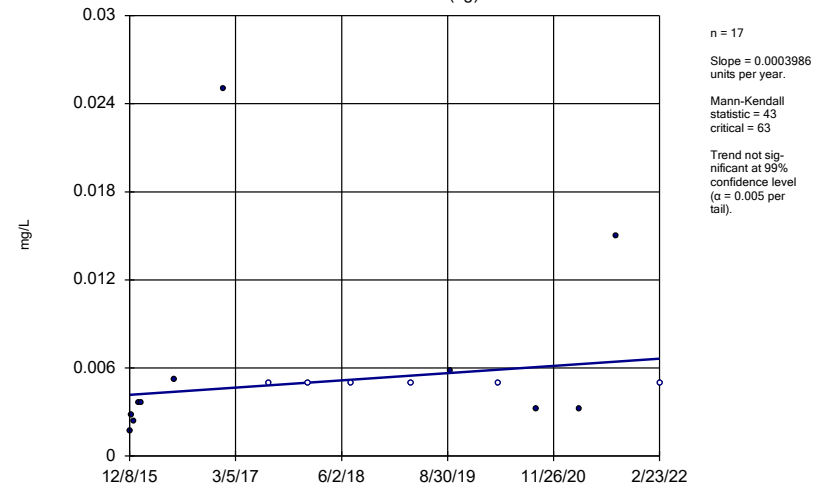
Constituent: Zinc Analysis Run 8/2/2022 5:20 PM View: Appendix I - Trend Tests
Plant McIntosh Client: Southern Company Data: McIntosh LF4 CCR

Sen's Slope Estimator GWC-17 (bg)



Constituent: Zinc Analysis Run 8/2/2022 5:20 PM View: Appendix I - Trend Tests
Plant McIntosh Client: Southern Company Data: McIntosh LF4 CCR

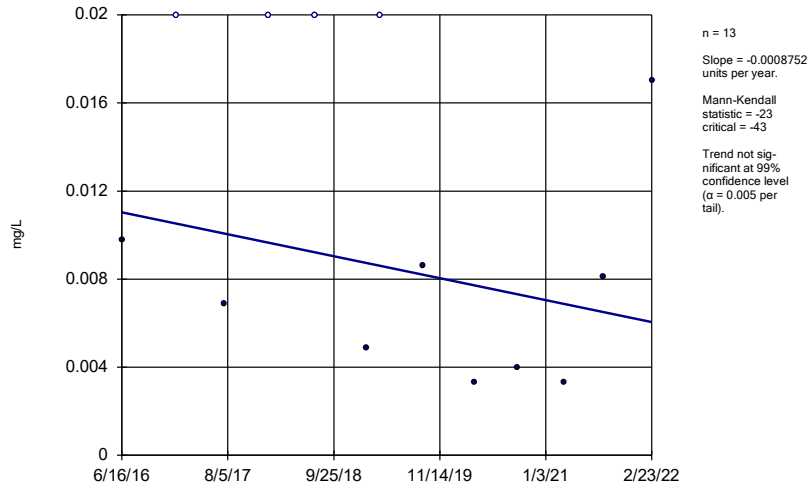
Sen's Slope Estimator GWC-18 (bg)



Constituent: Zinc Analysis Run 8/2/2022 5:20 PM View: Appendix I - Trend Tests
Plant McIntosh Client: Southern Company Data: McIntosh LF4 CCR

Sen's Slope Estimator

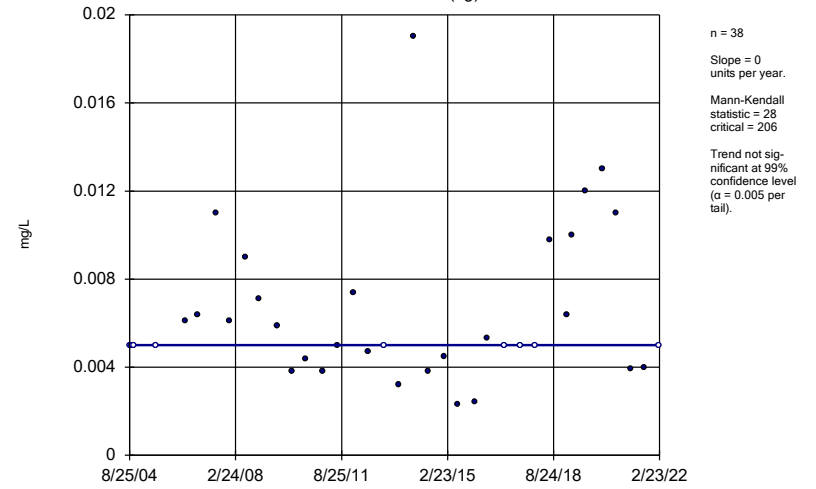
GWC-23



Constituent: Zinc Analysis Run 8/2/2022 5:20 PM View: Appendix I - Trend Tests
Plant McIntosh Client: Southern Company Data: McIntosh LF4 CCR

Sen's Slope Estimator

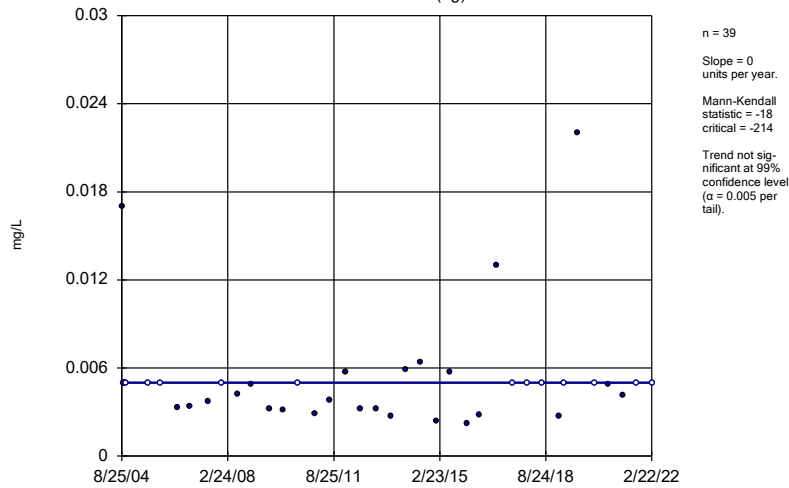
GWA-4A (bg)



Constituent: Zinc Analysis Run 8/2/2022 5:20 PM View: Appendix I - Trend Tests
Plant McIntosh Client: Southern Company Data: McIntosh LF4 CCR

Sen's Slope Estimator

GWA-5 (bg)



Constituent: Zinc Analysis Run 8/2/2022 5:20 PM View: Appendix I - Trend Tests
Plant McIntosh Client: Southern Company Data: McIntosh LF4 CCR

FIGURE J.

Appendix III Intrawell Prediction Limit - Significant Results

Plant McIntosh Client: Southern Company Data: McIntosh LF4 CCR Printed 8/2/2022, 5:41 PM

Constituent	Well	Upper Lim.	Lower Lim.	Date	Observ.	Sig.	Bg.N	Bg Mean	Std. Dev.	%NDs	ND Adj.	Transform	Alpha	Method
Sulfate (mg/L)	GWC-12	1	n/a	2/23/2022	1.1	Yes	18	n/a	n/a	61.11	n/a	n/a	0.005373	NP Intra (NDs) 1 of 2
Sulfate (mg/L)	GWC-19	2.906	n/a	2/23/2022	3.1	Yes	18	1.956	0.4137	0	None	No	0.0008358	Param Intra 1 of 2

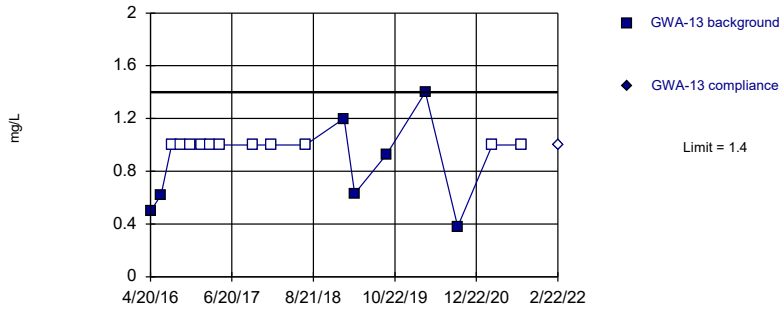
Appendix III Intrawell Prediction Limit - All Results

Plant McIntosh Client: Southern Company Data: McIntosh LF4 CCR Printed 8/2/2022, 5:41 PM

Constituent	Well	Upper Lim.	Lower Lim.	Date	Observ.	Sig.	Bg N	Bg Mean	Std. Dev.	%NDs	ND Adj.	Transform	Alpha	Method
Sulfate (mg/L)	GWA-13	1.4	n/a	2/22/2022	1ND	No	18	n/a	n/a	61.11	n/a	n/a	0.005373	NP Intra (NDs) 1 of 2
Sulfate (mg/L)	GWA-14	2.481	n/a	2/22/2022	1ND	No	16	1.001	0.2444	31.25	Kaplan-Meier sqrt(x)		0.0008358	Param Intra 1 of 2
Sulfate (mg/L)	GWA-16	1	n/a	2/22/2022	1ND	No	18	n/a	n/a	66.67	n/a	n/a	0.005373	NP Intra (NDs) 1 of 2
Sulfate (mg/L)	GWA-2	1.7	n/a	2/22/2022	1ND	No	18	n/a	n/a	55.56	n/a	n/a	0.005373	NP Intra (NDs) 1 of 2
Sulfate (mg/L)	GWA-3	1.172	n/a	2/22/2022	1ND	No	18	0.6226	0.4296	44.44	Kaplan-Meier x^3		0.0008358	Param Intra 1 of 2
Sulfate (mg/L)	GWC-1	2.421	n/a	2/23/2022	1.6	No	18	1.493	0.4043	0	None	No	0.0008358	Param Intra 1 of 2
Sulfate (mg/L)	GWC-10	5.704	n/a	2/23/2022	3.4	No	18	3.391	1.008	0	None	No	0.0008358	Param Intra 1 of 2
Sulfate (mg/L)	GWC-11	6.207	n/a	2/23/2022	2.9	No	18	4.554	0.7201	0	None	No	0.0008358	Param Intra 1 of 2
Sulfate (mg/L)	GWC-12	1	n/a	2/23/2022	1.1	Yes	18	n/a	n/a	61.11	n/a	n/a	0.005373	NP Intra (NDs) 1 of 2
Sulfate (mg/L)	GWA-15	1.2	n/a	2/22/2022	1ND	No	18	n/a	n/a	55.56	n/a	n/a	0.005373	NP Intra (NDs) 1 of 2
Sulfate (mg/L)	GWC-17	1.8	n/a	2/22/2022	1ND	No	17	n/a	n/a	52.94	n/a	n/a	0.005914	NP Intra (NDs) 1 of 2
Sulfate (mg/L)	GWC-18	6.18	n/a	2/23/2022	4.5	No	18	4.48	0.7404	0	None	No	0.0008358	Param Intra 1 of 2
Sulfate (mg/L)	GWC-19	2.906	n/a	2/23/2022	3.1	Yes	18	1.956	0.4137	0	None	No	0.0008358	Param Intra 1 of 2
Sulfate (mg/L)	GWC-20	2.893	n/a	2/22/2022	1.4	No	16	1.468	0.6062	0	None	No	0.0008358	Param Intra 1 of 2
Sulfate (mg/L)	GWC-21	1.761	n/a	2/23/2022	1	No	18	0.9549	0.3511	16.67	Kaplan-Meier	No	0.0008358	Param Intra 1 of 2
Sulfate (mg/L)	GWC-23	3.614	n/a	2/23/2022	2.4	No	17	2.418	0.5151	0	None	No	0.0008358	Param Intra 1 of 2
Sulfate (mg/L)	GWA-4A	13.33	n/a	2/23/2022	2.7	No	18	6.884	2.809	0	None	No	0.0008358	Param Intra 1 of 2
Sulfate (mg/L)	GWA-5	1	n/a	2/22/2022	1ND	No	18	n/a	n/a	72.22	n/a	n/a	0.005373	NP Intra (NDs) 1 of 2
Sulfate (mg/L)	GWC-9	4.1	n/a	2/23/2022	1ND	No	18	n/a	n/a	38.89	n/a	n/a	0.005373	NP Intra (normality) 1 of 2

Within Limit

Prediction Limit
Intrawell Non-parametric

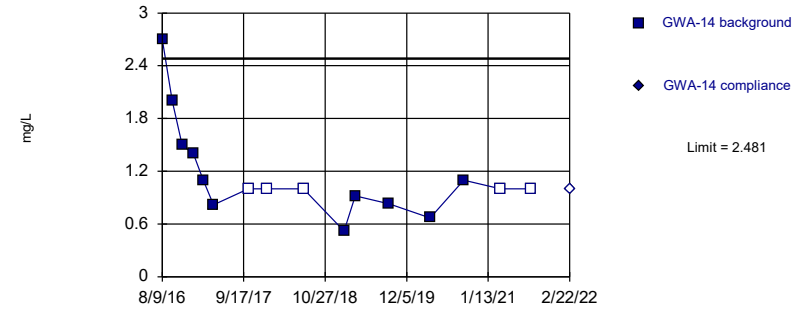


Non-parametric test used in lieu of parametric prediction limit because censored data exceeded 50%. Limit is highest of 18 background values. 61.11% NDs. Well-constituent pair annual alpha = 0.01072. Individual comparison alpha = 0.005373 (1 of 2).

Constituent: Sulfate Analysis Run 8/2/2022 5:24 PM View: Appendix III - Intrawell
Plant McIntosh Client: Southern Company Data: McIntosh LF4 CCR

Within Limit

Prediction Limit
Intrawell Parametric

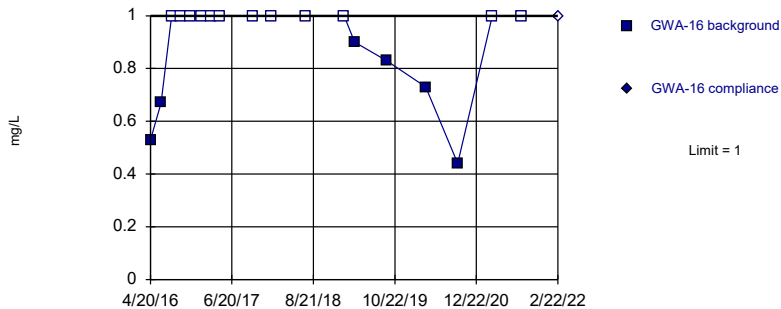


Background Data Summary (based on square root transformation) (after Kaplan-Meier Adjustment): Mean=1.001, Std. Dev.=0.2444, n=16, 31.25% NDs. Normality test: Shapiro Wilk @alpha = 0.01, calculated = 0.876, critical = 0.844. Kappa = 2.351 (c=7, w=9, 1 of 2, event alpha = 0.05132). Report alpha = 0.0008358.

Constituent: Sulfate Analysis Run 8/2/2022 5:25 PM View: Appendix III - Intrawell
Plant McIntosh Client: Southern Company Data: McIntosh LF4 CCR

Within Limit

Prediction Limit
Intrawell Non-parametric

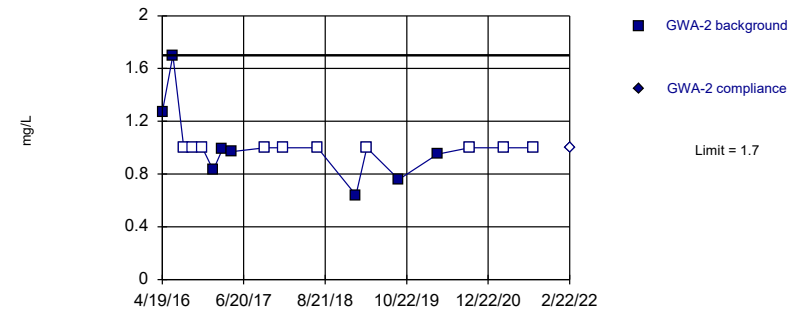


Non-parametric test used in lieu of parametric prediction limit because censored data exceeded 50%. Limit is highest of 18 background values. 66.67% NDs. Well-constituent pair annual alpha = 0.01072. Individual comparison alpha = 0.005373 (1 of 2).

Constituent: Sulfate Analysis Run 8/2/2022 5:25 PM View: Appendix III - Intrawell
Plant McIntosh Client: Southern Company Data: McIntosh LF4 CCR

Within Limit

Prediction Limit
Intrawell Non-parametric

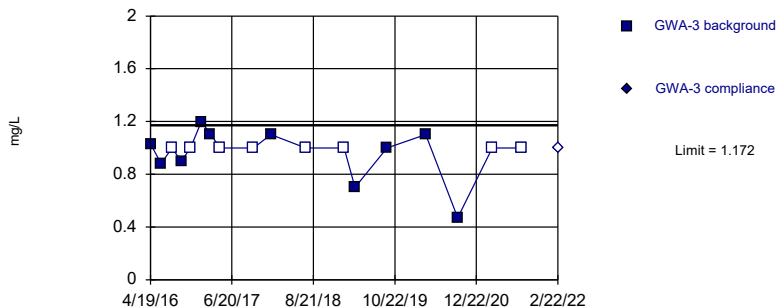


Non-parametric test used in lieu of parametric prediction limit because censored data exceeded 50%. Limit is highest of 18 background values. 55.56% NDs. Well-constituent pair annual alpha = 0.01072. Individual comparison alpha = 0.005373 (1 of 2).

Constituent: Sulfate Analysis Run 8/2/2022 5:25 PM View: Appendix III - Intrawell
Plant McIntosh Client: Southern Company Data: McIntosh LF4 CCR

Within Limit

Prediction Limit
Intrawell Parametric

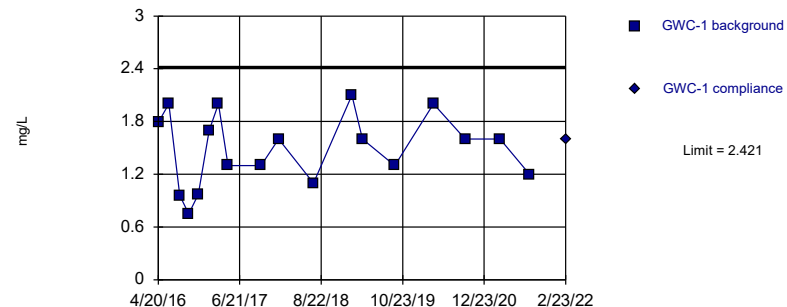


Background Data Summary (based on cube transformation) (after Kaplan-Meier Adjustment): Mean=0.6226, Std. Dev.=0.4296, n=18, 44.44% NDs. Normality test: Shapiro Wilk @alpha = 0.01, calculated = 0.8848, critical = 0.858. Kappa = 2.296 (c=7, w=9, 1 of 2, event alpha = 0.05132). Report alpha = 0.0008358.

Constituent: Sulfate Analysis Run 8/2/2022 5:25 PM View: Appendix III - Intrawell
Plant McIntosh Client: Southern Company Data: McIntosh LF4 CCR

Within Limit

Prediction Limit
Intrawell Parametric

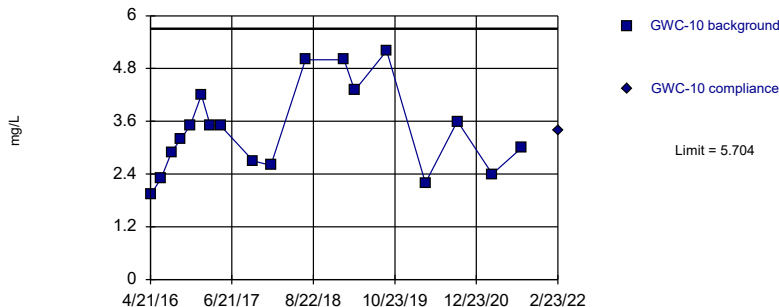


Background Data Summary: Mean=1.493, Std. Dev.=0.4043, n=18. Normality test: Shapiro Wilk @alpha = 0.01, calculated = 0.9503, critical = 0.858. Kappa = 2.296 (c=7, w=9, 1 of 2, event alpha = 0.05132). Report alpha = 0.0008358.

Constituent: Sulfate Analysis Run 8/2/2022 5:25 PM View: Appendix III - Intrawell
Plant McIntosh Client: Southern Company Data: McIntosh LF4 CCR

Within Limit

Prediction Limit
Intrawell Parametric

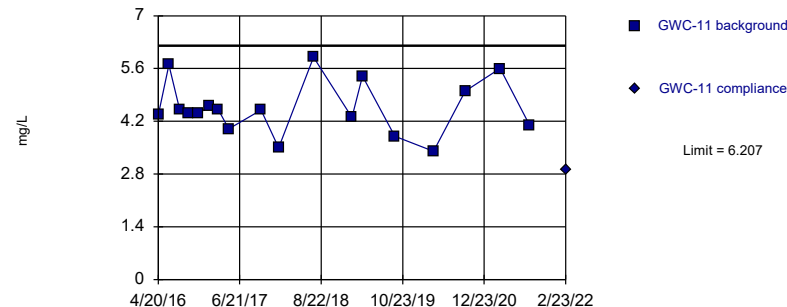


Background Data Summary: Mean=3.391, Std. Dev.=1.008, n=18. Normality test: Shapiro Wilk @alpha = 0.01, calculated = 0.9379, critical = 0.858. Kappa = 2.296 (c=7, w=9, 1 of 2, event alpha = 0.05132). Report alpha = 0.0008358.

Constituent: Sulfate Analysis Run 8/2/2022 5:25 PM View: Appendix III - Intrawell
Plant McIntosh Client: Southern Company Data: McIntosh LF4 CCR

Within Limit

Prediction Limit
Intrawell Parametric

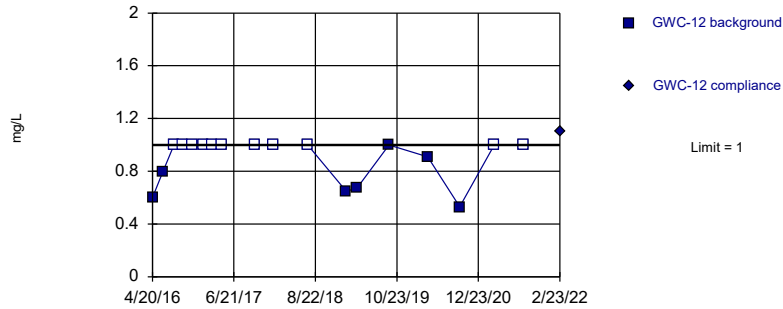


Background Data Summary: Mean=4.554, Std. Dev.=0.7201, n=18. Normality test: Shapiro Wilk @alpha = 0.01, calculated = 0.9388, critical = 0.858. Kappa = 2.296 (c=7, w=9, 1 of 2, event alpha = 0.05132). Report alpha = 0.0008358.

Constituent: Sulfate Analysis Run 8/2/2022 5:25 PM View: Appendix III - Intrawell
Plant McIntosh Client: Southern Company Data: McIntosh LF4 CCR

Exceeds Limit

Prediction Limit
Intrawell Non-parametric

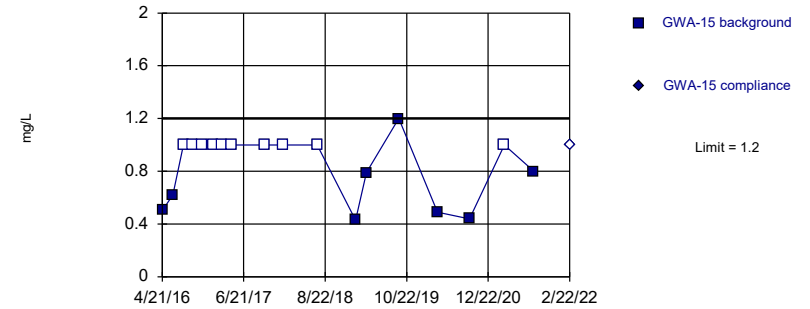


Non-parametric test used in lieu of parametric prediction limit because censored data exceeded 50%. Limit is highest of 18 background values. 61.11% NDs. Well-constituent pair annual alpha = 0.01072. Individual comparison alpha = 0.005373 (1 of 2).

Constituent: Sulfate Analysis Run 8/2/2022 5:25 PM View: Appendix III - Intrawell
Plant McIntosh Client: Southern Company Data: McIntosh LF4 CCR

Within Limit

Prediction Limit
Intrawell Non-parametric

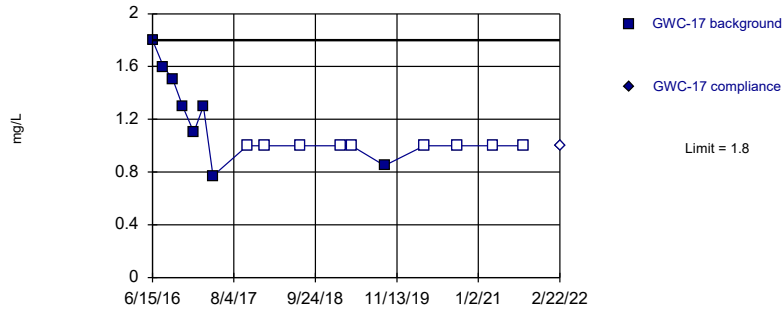


Non-parametric test used in lieu of parametric prediction limit because censored data exceeded 50%. Limit is highest of 18 background values. 55.56% NDs. Well-constituent pair annual alpha = 0.01072. Individual comparison alpha = 0.005373 (1 of 2).

Constituent: Sulfate Analysis Run 8/2/2022 5:25 PM View: Appendix III - Intrawell
Plant McIntosh Client: Southern Company Data: McIntosh LF4 CCR

Within Limit

Prediction Limit
Intrawell Non-parametric

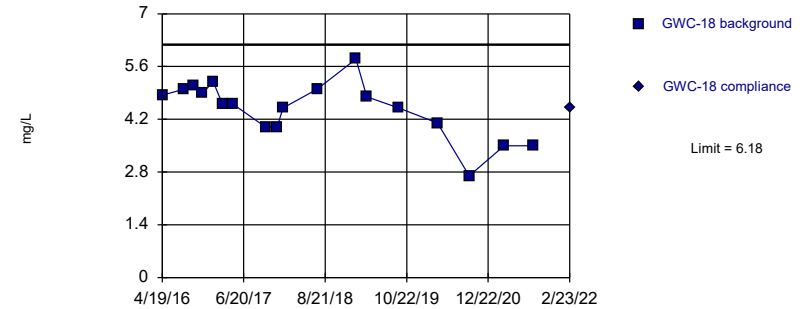


Non-parametric test used in lieu of parametric prediction limit because censored data exceeded 50%. Limit is highest of 17 background values. 52.94% NDs. Well-constituent pair annual alpha = 0.01179. Individual comparison alpha = 0.005914 (1 of 2).

Constituent: Sulfate Analysis Run 8/2/2022 5:25 PM View: Appendix III - Intrawell
Plant McIntosh Client: Southern Company Data: McIntosh LF4 CCR

Within Limit

Prediction Limit
Intrawell Parametric

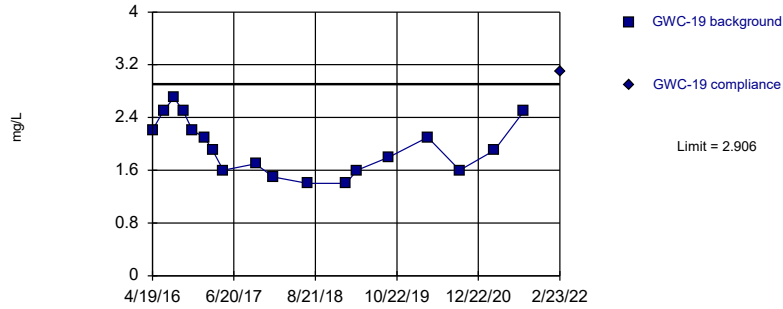


Background Data Summary: Mean=4.48, Std. Dev.=0.7404, n=18. Normality test: Shapiro Wilk @alpha = 0.01, calculated = 0.9509, critical = 0.858. Kappa = 2.296 (c=7, w=9, 1 of 2, event alpha = 0.05132). Report alpha = 0.0008358.

Constituent: Sulfate Analysis Run 8/2/2022 5:25 PM View: Appendix III - Intrawell
Plant McIntosh Client: Southern Company Data: McIntosh LF4 CCR

Exceeds Limit

Prediction Limit
Intrawell Parametric

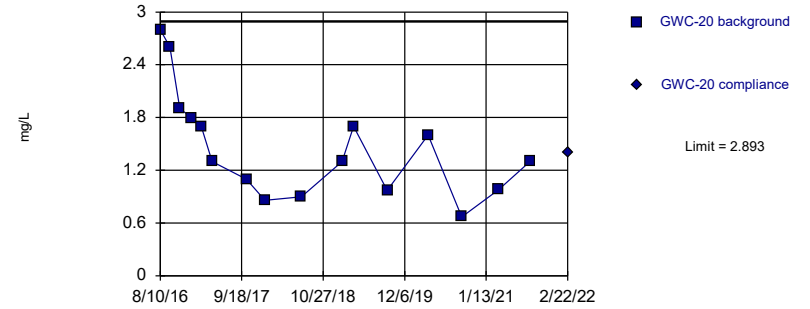


Background Data Summary: Mean=1.956, Std. Dev.=0.4137, n=18. Normality test: Shapiro Wilk @alpha = 0.01, calculated = 0.9332, critical = 0.858. Kappa = 2.296 (c=7, w=9, 1 of 2, event alpha = 0.05132). Report alpha = 0.0008358.

Constituent: Sulfate Analysis Run 8/2/2022 5:25 PM View: Appendix III - Intrawell
Plant McIntosh Client: Southern Company Data: McIntosh LF4 CCR

Within Limit

Prediction Limit
Intrawell Parametric

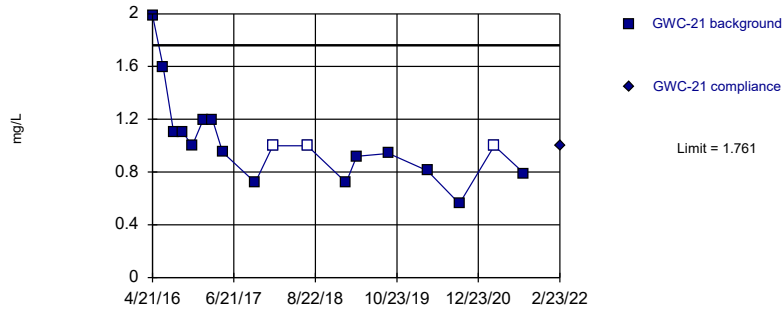


Background Data Summary: Mean=1.468, Std. Dev.=0.6062, n=16. Normality test: Shapiro Wilk @alpha = 0.01, calculated = 0.914, critical = 0.844. Kappa = 2.351 (c=7, w=9, 1 of 2, event alpha = 0.05132). Report alpha = 0.0008358.

Constituent: Sulfate Analysis Run 8/2/2022 5:25 PM View: Appendix III - Intrawell
Plant McIntosh Client: Southern Company Data: McIntosh LF4 CCR

Within Limit

Prediction Limit
Intrawell Parametric

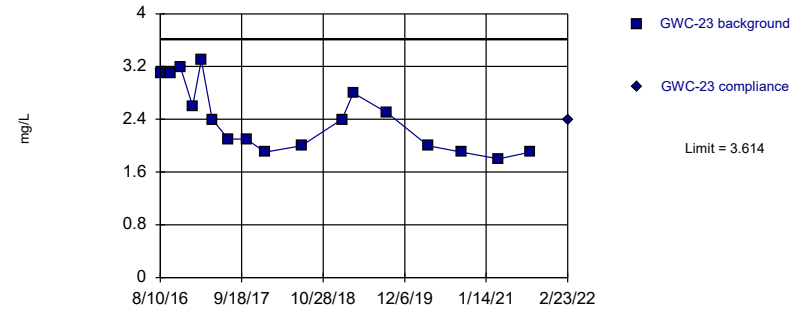


Background Data Summary (after Kaplan-Meier Adjustment): Mean=0.9549, Std. Dev.=0.3511, n=18, 16.67% NDs. Normality test: Shapiro Wilk @alpha = 0.01, calculated = 0.8598, critical = 0.858. Kappa = 2.296 (c=7, w=9, 1 of 2, event alpha = 0.05132). Report alpha = 0.0008358.

Constituent: Sulfate Analysis Run 8/2/2022 5:25 PM View: Appendix III - Intrawell
Plant McIntosh Client: Southern Company Data: McIntosh LF4 CCR

Within Limit

Prediction Limit
Intrawell Parametric

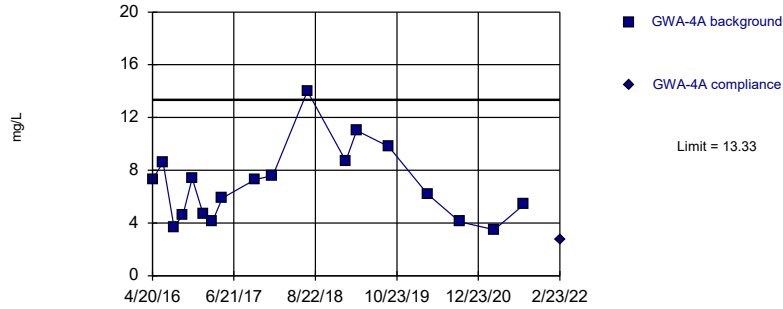


Background Data Summary: Mean=2.418, Std. Dev.=0.5151, n=17. Normality test: Shapiro Wilk @alpha = 0.01, calculated = 0.8887, critical = 0.851. Kappa = 2.323 (c=7, w=9, 1 of 2, event alpha = 0.05132). Report alpha = 0.0008358.

Constituent: Sulfate Analysis Run 8/2/2022 5:25 PM View: Appendix III - Intrawell
Plant McIntosh Client: Southern Company Data: McIntosh LF4 CCR

Within Limit

Prediction Limit
Intrawell Parametric

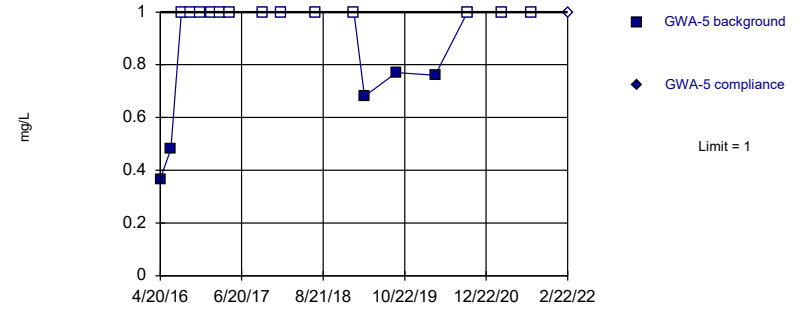


Background Data Summary: Mean=6.884, Std. Dev.=2.809, n=18. Normality test: Shapiro Wilk @alpha = 0.01, calculated = 0.9232, critical = 0.858. Kappa = 2.296 (c=7, w=9, 1 of 2, event alpha = 0.05132). Report alpha = 0.0008358.

Constituent: Sulfate Analysis Run 8/2/2022 5:25 PM View: Appendix III - Intrawell
Plant McIntosh Client: Southern Company Data: McIntosh LF4 CCR

Within Limit

Prediction Limit
Intrawell Non-parametric



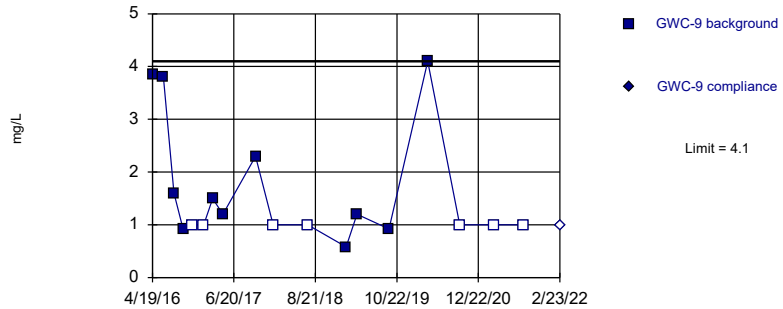
Non-parametric test used in lieu of parametric prediction limit because censored data exceeded 50%. Limit is highest of 18 background values. 72.22% NDs. Well-constituent pair annual alpha = 0.01072. Individual comparison alpha = 0.005373 (1 of 2).

Constituent: Sulfate Analysis Run 8/2/2022 5:25 PM View: Appendix III - Intrawell
Plant McIntosh Client: Southern Company Data: McIntosh LF4 CCR

Hollow symbols indicate censored values.

Within Limit

Prediction Limit
Intrawell Non-parametric



Non-parametric test used in lieu of parametric prediction limit because the Shapiro Wilk normality test showed the data to be non-normal at the 0.01 alpha level. Limit is highest of 18 background values. 38.89% NDs. Well-constituent pair annual alpha = 0.01072. Individual comparison alpha = 0.005373 (1 of 2).

Constituent: Sulfate Analysis Run 8/2/2022 5:25 PM View: Appendix III - Intrawell
Plant McIntosh Client: Southern Company Data: McIntosh LF4 CCR

Prediction Limit

Constituent: Sulfate (mg/L) Analysis Run 8/2/2022 5:41 PM View: Appendix III - Intrawell
Plant McIntosh Client: Southern Company Data: McIntosh LF4 CCR

	GWA-13	GWA-13
4/20/2016	0.496 (J)	
6/14/2016	0.62 (J)	
8/9/2016	<1	
9/27/2016	<1	
11/15/2016	<1	
1/12/2017	<1	
2/28/2017	<1	
4/20/2017	<1	
10/11/2017	<1	
1/10/2018	<1	
7/11/2018	<1	
1/29/2019	1.2	
3/26/2019	0.63	
9/10/2019	0.93 (J)	
3/31/2020	1.4	
9/15/2020	0.38 (J)	
3/16/2021	<1	
8/18/2021	<1	
2/22/2022		<1

Prediction Limit

Constituent: Sulfate (mg/L) Analysis Run 8/2/2022 5:41 PM View: Appendix III - Intrawell
Plant McIntosh Client: Southern Company Data: McIntosh LF4 CCR

	GWA-14	GWA-14
4/20/2016	5.85	
6/14/2016	4.6	
8/9/2016	2.7	
9/27/2016	2	
11/15/2016	1.5	
1/11/2017	1.4	
2/28/2017	1.1	
4/20/2017	0.82 (J)	
10/11/2017	<1	
1/11/2018	<1	
7/11/2018	<1	
1/29/2019	0.52 (J)	
3/26/2019	0.92	
9/10/2019	0.83 (J)	
4/1/2020	0.67 (J)	
9/15/2020	1.1	
3/16/2021	<1	
8/17/2021	<1	
2/22/2022		<1

Prediction Limit

Constituent: Sulfate (mg/L) Analysis Run 8/2/2022 5:41 PM View: Appendix III - Intrawell
Plant McIntosh Client: Southern Company Data: McIntosh LF4 CCR

	GWA-16	GWA-16
4/20/2016	0.53 (J)	
6/15/2016	0.67 (J)	
8/9/2016	<1	
9/27/2016	<1	
11/15/2016	<1	
1/11/2017	<1	
3/1/2017	<1	
4/20/2017	<1	
10/11/2017	<1	
1/11/2018	<1	
7/11/2018	<1	
1/29/2019	<1	
3/26/2019	0.9	
9/10/2019	0.83 (J)	
4/1/2020	0.73 (J)	
9/15/2020	0.44 (J)	
3/16/2021	<1	
8/17/2021	<1	
2/22/2022		<1

Prediction Limit

Constituent: Sulfate (mg/L) Analysis Run 8/2/2022 5:41 PM View: Appendix III - Intrawell
Plant McIntosh Client: Southern Company Data: McIntosh LF4 CCR

	GWA-2	GWA-2
4/19/2016	1.27	
6/14/2016	1.7	
8/9/2016	<1	
9/26/2016	<1	
11/15/2016	<1	
1/10/2017	0.83 (J)	
2/28/2017	0.99 (J)	
4/19/2017	0.97 (J)	
10/10/2017	<1	
1/10/2018	<1	
7/11/2018	<1	
1/29/2019	0.64 (J)	
3/27/2019	<1	
9/11/2019	0.76 (J)	
4/1/2020	0.95 (J)	
9/15/2020	<1	
3/16/2021	<1	
8/17/2021	<1	
2/22/2022		<1

Prediction Limit

Constituent: Sulfate (mg/L) Analysis Run 8/2/2022 5:41 PM View: Appendix III - Intrawell
Plant McIntosh Client: Southern Company Data: McIntosh LF4 CCR

	GWA-3	GWA-3
4/19/2016	1.03	
6/14/2016	0.88 (J)	
8/9/2016	<1	
9/27/2016	0.9 (J)	
11/14/2016	<1	
1/10/2017	1.2	
2/28/2017	1.1	
4/19/2017	<1	
10/11/2017	<1	
1/10/2018	1.1	
7/11/2018	<1	
1/29/2019	<1	
3/27/2019	0.7	
9/11/2019	1	
4/1/2020	1.1	
9/15/2020	0.47 (J)	
3/16/2021	<1	
8/17/2021	<1	
2/22/2022		<1

Prediction Limit

Constituent: Sulfate (mg/L) Analysis Run 8/2/2022 5:41 PM View: Appendix III - Intrawell
Plant McIntosh Client: Southern Company Data: McIntosh LF4 CCR

	GWC-1	GWC-1
4/20/2016	1.79	
6/15/2016	2	
8/10/2016	0.96 (J)	
9/27/2016	0.75 (J)	
11/15/2016	0.97 (J)	
1/12/2017	1.7	
3/1/2017	2	
4/20/2017	1.3	
10/11/2017	1.3	
1/11/2018	1.6	
7/12/2018	1.1	
1/30/2019	2.1	
3/27/2019	1.6	
9/11/2019	1.3	
4/1/2020	2	
9/15/2020	1.6	
3/16/2021	1.6	
8/18/2021	1.2	
2/23/2022		1.6

Prediction Limit

Constituent: Sulfate (mg/L) Analysis Run 8/2/2022 5:41 PM View: Appendix III - Intrawell
Plant McIntosh Client: Southern Company Data: McIntosh LF4 CCR

	GWC-10	GWC-10
4/21/2016	1.93	
6/16/2016	2.3	
8/10/2016	2.9	
9/27/2016	3.2	
11/15/2016	3.5	
1/12/2017	4.2	
3/1/2017	3.5	
4/24/2017	3.5	
10/12/2017	2.7	
1/11/2018	2.6	
7/12/2018	5	
1/30/2019	5	
3/27/2019	4.3	
9/11/2019	5.2	
4/1/2020	2.2	
9/15/2020	3.6	
3/16/2021	2.4	
8/18/2021	3	
2/23/2022		3.4

Prediction Limit

Constituent: Sulfate (mg/L) Analysis Run 8/2/2022 5:41 PM View: Appendix III - Intrawell
Plant McIntosh Client: Southern Company Data: McIntosh LF4 CCR

	GWC-11	GWC-11
4/20/2016	4.37	
6/15/2016	5.7	
8/10/2016	4.5	
9/27/2016	4.4	
11/15/2016	4.4	
1/12/2017	4.6	
3/1/2017	4.5	
4/24/2017	4	
10/11/2017	4.5	
1/11/2018	3.5	
7/12/2018	5.9	
1/30/2019	4.3	
3/27/2019	5.4	
9/11/2019	3.8	
4/2/2020	3.4	
9/15/2020	5	
3/17/2021	5.6	
8/18/2021	4.1	
2/23/2022		2.9

Prediction Limit

Constituent: Sulfate (mg/L) Analysis Run 8/2/2022 5:41 PM View: Appendix III - Intrawell
Plant McIntosh Client: Southern Company Data: McIntosh LF4 CCR

	GWC-12	GWC-12
4/20/2016	0.601 (J)	
6/15/2016	0.8 (J)	
8/10/2016	<1	
9/27/2016	<1	
11/15/2016	<1	
1/12/2017	<1	
3/1/2017	<1	
4/20/2017	<1	
10/12/2017	<1	
1/11/2018	<1	
7/12/2018	<1	
1/30/2019	0.65 (J)	
3/27/2019	0.67	
9/11/2019	1	
4/1/2020	0.91 (J)	
9/16/2020	0.53 (J)	
3/16/2021	<1	
8/18/2021	<1	
2/23/2022		1.1

Prediction Limit

Constituent: Sulfate (mg/L) Analysis Run 8/2/2022 5:41 PM View: Appendix III - Intrawell
Plant McIntosh Client: Southern Company Data: McIntosh LF4 CCR

	GWA-15	GWA-15
4/21/2016	0.503 (J)	
6/15/2016	0.62 (J)	
8/9/2016	<1	
9/27/2016	<1	
11/15/2016	<1	
1/11/2017	<1	
2/28/2017	<1	
4/20/2017	<1	
10/11/2017	<1	
1/11/2018	<1	
7/11/2018	<1	
1/29/2019	0.43 (J)	
3/26/2019	0.79	
9/11/2019	1.2	
4/1/2020	0.49 (J)	
9/15/2020	0.44 (J)	
3/17/2021	<1	
8/19/2021	0.8 (J)	
2/22/2022		<1

Prediction Limit

Constituent: Sulfate (mg/L) Analysis Run 8/2/2022 5:41 PM View: Appendix III - Intrawell
Plant McIntosh Client: Southern Company Data: McIntosh LF4 CCR

	GWC-17	GWC-17
4/20/2016	2.93	
6/15/2016	1.8	
8/9/2016	1.6	
9/27/2016	1.5	
11/15/2016	1.3	
1/11/2017	1.1	
3/1/2017	1.3	
4/20/2017	0.77 (J)	
10/11/2017	<1	
1/11/2018	<1	
7/11/2018	<1	
1/29/2019	<1	
3/27/2019	<1	
9/11/2019	0.85 (J)	
4/1/2020	<1	
9/15/2020	<1	
3/16/2021	<1	
8/19/2021	<1	
2/22/2022		<1

Prediction Limit

Constituent: Sulfate (mg/L) Analysis Run 8/2/2022 5:41 PM View: Appendix III - Intrawell
Plant McIntosh Client: Southern Company Data: McIntosh LF4 CCR

	GWC-18	GWC-18
4/19/2016	4.84	
6/16/2016	9 (O)	
8/11/2016	5	
9/28/2016	5.1	
11/16/2016	4.9	
1/11/2017	5.2	
3/1/2017	4.6	
4/25/2017	4.6	
10/12/2017	4	
12/13/2017	4	
1/12/2018	4.5	
7/11/2018	5	
1/30/2019	5.8	
3/27/2019	4.8	
9/11/2019	4.5	
4/1/2020	4.1	
9/15/2020	2.7	
3/17/2021	3.5	
8/19/2021	3.5	
2/23/2022		4.5

Prediction Limit

Constituent: Sulfate (mg/L) Analysis Run 8/2/2022 5:41 PM View: Appendix III - Intrawell
Plant McIntosh Client: Southern Company Data: McIntosh LF4 CCR

	GWC-19	GWC-19
4/19/2016	2.21	
6/16/2016	2.5	
8/10/2016	2.7	
9/28/2016	2.5	
11/15/2016	2.2	
1/16/2017	2.1	
3/1/2017	1.9	
4/25/2017	1.6	
10/12/2017	1.7	
1/12/2018	1.5	
7/11/2018	1.4	
1/29/2019	1.4	
3/27/2019	1.6	
9/11/2019	1.8	
4/1/2020	2.1	
9/16/2020	1.6	
3/16/2021	1.9	
8/19/2021	2.5	
2/23/2022		3.1

Prediction Limit

Constituent: Sulfate (mg/L) Analysis Run 8/2/2022 5:41 PM View: Appendix III - Intrawell
Plant McIntosh Client: Southern Company Data: McIntosh LF4 CCR

	GWC-20	GWC-20
4/21/2016	5.25	
6/16/2016	3.9	
8/10/2016	2.8	
9/27/2016	2.6	
11/15/2016	1.9	
1/13/2017	1.8	
3/1/2017	1.7	
4/25/2017	1.3	
10/12/2017	1.1	
1/12/2018	0.86 (J)	
7/11/2018	0.9 (J)	
1/29/2019	1.3	
3/27/2019	1.7	
9/11/2019	0.97 (J)	
4/1/2020	1.6	
9/15/2020	0.67 (J)	
3/16/2021	0.98 (J)	
8/19/2021	1.3	
2/22/2022		1.4

Prediction Limit

Constituent: Sulfate (mg/L) Analysis Run 8/2/2022 5:41 PM View: Appendix III - Intrawell
Plant McIntosh Client: Southern Company Data: McIntosh LF4 CCR

	GWC-21	GWC-21
4/21/2016	1.99	
6/16/2016	1.6	
8/10/2016	1.1	
9/27/2016	1.1	
11/15/2016	1	
1/12/2017	1.2	
3/1/2017	1.2	
4/24/2017	0.95 (J)	
10/12/2017	0.72 (J)	
1/11/2018	<1	
7/11/2018	<1	
1/30/2019	0.72 (J)	
3/27/2019	0.92	
9/11/2019	0.94 (J)	
4/1/2020	0.81 (J)	
9/15/2020	0.56 (J)	
3/17/2021	<1	
8/19/2021	0.79 (J)	
2/23/2022		1

Prediction Limit

Constituent: Sulfate (mg/L) Analysis Run 8/2/2022 5:41 PM View: Appendix III - Intrawell
Plant McIntosh Client: Southern Company Data: McIntosh LF4 CCR

	GWC-23	GWC-23
6/16/2016	9.2 (o)	
8/10/2016	3.1	
9/28/2016	3.1	
11/16/2016	3.2	
1/17/2017	2.6	
3/2/2017	3.3	
4/25/2017	2.4	
7/13/2017	2.1	
10/12/2017	2.1	
1/12/2018	1.9	
7/12/2018	2	
1/30/2019	2.4	
3/27/2019	2.8	
9/11/2019	2.5	
4/1/2020	2	
9/15/2020	1.9	
3/17/2021	1.8	
8/19/2021	1.9	
2/23/2022		2.4

Prediction Limit

Constituent: Sulfate (mg/L) Analysis Run 8/2/2022 5:41 PM View: Appendix III - Intrawell
Plant McIntosh Client: Southern Company Data: McIntosh LF4 CCR

	GWA-4A	GWA-4A
4/20/2016	7.31	
6/14/2016	8.6	
8/11/2016	3.7	
9/27/2016	4.6	
11/14/2016	7.4	
1/10/2017	4.7	
2/28/2017	4.1	
4/20/2017	5.9	
10/10/2017	7.3	
1/10/2018	7.6	
7/11/2018	14	
1/29/2019	8.7	
3/26/2019	11	
9/10/2019	9.8	
3/31/2020	6.2	
9/16/2020	4.1	
3/17/2021	3.5	
8/19/2021	5.4	
2/23/2022		2.7

Prediction Limit

Constituent: Sulfate (mg/L) Analysis Run 8/2/2022 5:41 PM View: Appendix III - Intrawell
Plant McIntosh Client: Southern Company Data: McIntosh LF4 CCR

	GWA-5	GWA-5
4/20/2016	0.367 (J)	
6/14/2016	0.48 (J)	
8/9/2016	<1	
9/27/2016	<1	
11/15/2016	<1	
1/11/2017	<1	
2/28/2017	<1	
4/20/2017	<1	
10/11/2017	<1	
1/10/2018	<1	
7/11/2018	<1	
1/29/2019	<1	
3/26/2019	0.68	
9/10/2019	0.77 (J)	
3/31/2020	0.76 (J)	
9/15/2020	<1	
3/17/2021	<1	
8/19/2021	<1	
2/22/2022		<1

Prediction Limit

Constituent: Sulfate (mg/L) Analysis Run 8/2/2022 5:41 PM View: Appendix III - Intrawell
Plant McIntosh Client: Southern Company Data: McIntosh LF4 CCR

	GWC-9	GWC-9
4/19/2016	3.84	
6/15/2016	3.8	
8/10/2016	1.6	
9/27/2016	0.91 (J)	
11/15/2016	<1	
1/13/2017	<1	
3/1/2017	1.5	
4/24/2017	1.2	
10/12/2017	2.3	
1/12/2018	<1	
7/12/2018	<1	
1/30/2019	0.58 (J)	
3/27/2019	1.2	
9/11/2019	0.92 (J)	
4/1/2020	4.1	
9/16/2020	<1	
3/17/2021	<1	
8/19/2021	<1	
2/23/2022		<1

FIGURE K.

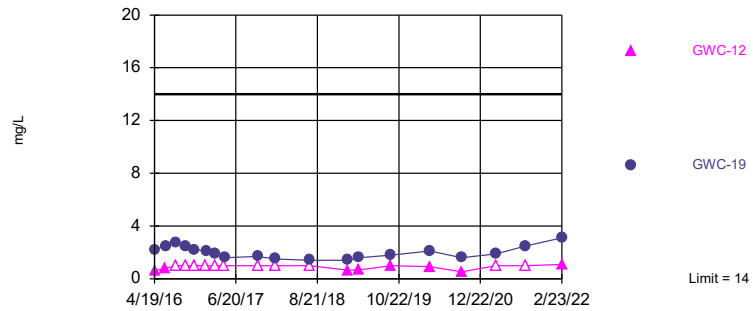
Appendix III Interwell Prediction Limit - Two-Step - All Results (No Significant)

Plant McIntosh Client: Southern Company Data: McIntosh LF4 CCR Printed 8/2/2022, 6:39 PM

Constituent	Well	Upper Lim.	Lower Lim.	Date	Observ.	Sig.	Bg.N	Bg Mean	Std. Dev.	%NDs	ND Adj.	Transform	Alpha	Method
Sulfate (mg/L)	GWC-12	14	n/a	2/23/2022	1.1	No	190	n/a	n/a	45.26	n/a	n/a	0.00005485	NP Inter (normality) 1 of 2
Sulfate (mg/L)	GWC-19	14	n/a	2/23/2022	3.1	No	190	n/a	n/a	45.26	n/a	n/a	0.00005485	NP Inter (normality) 1 of 2

Within Limit

Prediction Limit
Interwell Non-parametric



Non-parametric test used in lieu of parametric prediction limit because the Chi Squared normality test showed the data to be non-normal at the 0.01 alpha level. Limit is highest of 190 background values. 45.26% NDs. Annual per-constituent alpha = 0.0009869. Individual comparison alpha = 0.00005485 (1 of 2). Comparing 2 points to limit. Assumes 7 future values.

Constituent: Sulfate Analysis Run 8/2/2022 6:38 PM View: Appendix III - Two-Step
Plant McIntosh Client: Southern Company Data: McIntosh LF4 CCR

Prediction Limit

Constituent: Sulfate (mg/L) Analysis Run 8/2/2022 6:39 PM View: Appendix III - Two-Step

Plant McIntosh Client: Southern Company Data: McIntosh LF4 CCR

	GWA-3 (bg)	GWA-2 (bg)	GWC-18 (bg)	GWC-19	GWC-12	GWC-17 (bg)	GWA-16 (bg)	GWA-14 (bg)	GWA-4A (bg)
4/19/2016	1.03	1.27	4.84	2.21					
4/20/2016					0.601 (J)	2.93	0.53 (J)	5.85	7.31
4/21/2016									
6/14/2016	0.88 (J)	1.7						4.6	8.6
6/15/2016					0.8 (J)	1.8	0.67 (J)		
6/16/2016			9 (O)	2.5					
8/9/2016	<1	<1				1.6	<1	2.7	
8/10/2016				2.7	<1				
8/11/2016			5						3.7
9/26/2016		<1							
9/27/2016	0.9 (J)				<1	1.5	<1	2	4.6
9/28/2016			5.1	2.5					
11/14/2016	<1								7.4
11/15/2016		<1		2.2	<1	1.3	<1	1.5	
11/16/2016			4.9						
1/10/2017	1.2	0.83 (J)							4.7
1/11/2017			5.2			1.1	<1	1.4	
1/12/2017					<1				
1/16/2017				2.1					
2/28/2017	1.1	0.99 (J)						1.1	4.1
3/1/2017			4.6	1.9	<1	1.3	<1		
4/19/2017	<1	0.97 (J)							
4/20/2017					<1	0.77 (J)	<1	0.82 (J)	5.9
4/25/2017			4.6	1.6					
10/10/2017		<1							7.3
10/11/2017	<1					<1	<1	<1	
10/12/2017			4	1.7	<1				
12/13/2017			4						
1/10/2018	1.1	<1							7.6
1/11/2018					<1	<1	<1	<1	
1/12/2018			4.5	1.5					
7/11/2018	<1	<1	5	1.4		<1	<1	<1	14
7/12/2018					<1				
1/29/2019	<1	0.64 (J)		1.4		<1	<1	0.52 (J)	8.7
1/30/2019			5.8		0.65 (J)				
3/26/2019							0.9	0.92	11
3/27/2019	0.7	<1	4.8	1.6	0.67	<1			
9/10/2019							0.83 (J)	0.83 (J)	9.8
9/11/2019	1	0.76 (J)	4.5	1.8	1	0.85 (J)			
3/31/2020									6.2
4/1/2020	1.1	0.95 (J)	4.1	2.1	0.91 (J)	<1	0.73 (J)	0.67 (J)	
9/15/2020	0.47 (J)	<1	2.7			<1	0.44 (J)	1.1	
9/16/2020				1.6	0.53 (J)				4.1
3/16/2021	<1	<1		1.9	<1	<1	<1	<1	
3/17/2021			3.5						3.5
8/17/2021	<1	<1					<1	<1	
8/18/2021					<1				
8/19/2021			3.5	2.5		<1			5.4
2/22/2022	<1	<1				<1	<1	<1	
2/23/2022			4.5	3.1	1.1				2.7

Prediction Limit

Constituent: Sulfate (mg/L) Analysis Run 8/2/2022 6:39 PM View: Appendix III - Two-Step
Plant McIntosh Client: Southern Company Data: McIntosh LF4 CCR

	GWA-5 (bg)	GWA-13 (bg)	GWA-15 (bg)
4/19/2016			
4/20/2016	0.367 (J)	0.496 (J)	
4/21/2016			0.503 (J)
6/14/2016	0.48 (J)	0.62 (J)	
6/15/2016			0.62 (J)
6/16/2016			
8/9/2016	<1	<1	<1
8/10/2016			
8/11/2016			
9/26/2016			
9/27/2016	<1	<1	<1
9/28/2016			
11/14/2016			
11/15/2016	<1	<1	<1
11/16/2016			
1/10/2017			
1/11/2017	<1		<1
1/12/2017		<1	
1/16/2017			
2/28/2017	<1	<1	<1
3/1/2017			
4/19/2017			
4/20/2017	<1	<1	<1
4/25/2017			
10/10/2017			
10/11/2017	<1	<1	<1
10/12/2017			
12/13/2017			
1/10/2018	<1	<1	
1/11/2018			<1
1/12/2018			
7/11/2018	<1	<1	<1
7/12/2018			
1/29/2019	<1	1.2	0.43 (J)
1/30/2019			
3/26/2019	0.68	0.63	0.79
3/27/2019			
9/10/2019	0.77 (J)	0.93 (J)	
9/11/2019			1.2
3/31/2020	0.76 (J)	1.4	
4/1/2020			0.49 (J)
9/15/2020	<1	0.38 (J)	0.44 (J)
9/16/2020			
3/16/2021		<1	
3/17/2021	<1		<1
8/17/2021			
8/18/2021		<1	
8/19/2021	<1		0.8 (J)
2/22/2022	<1	<1	<1
2/23/2022			

FIGURE L.

Appendix III Interwell Prediction Limit - Significant Results

Plant McIntosh Client: Southern Company Data: McIntosh LF4 CCR Printed 8/2/2022, 6:42 PM

<u>Constituent</u>	<u>Well</u>	<u>Upper Lim.</u>	<u>Lower Lim.</u>	<u>Date</u>	<u>Observ.</u>	<u>Sig.</u>	<u>Bg.N</u>	<u>Bg Mean</u>	<u>Std. Dev.</u>	<u>%NDs</u>	<u>ND Adj.</u>	<u>Transform</u>	<u>Alpha</u>	<u>Method</u>
Chloride (mg/L)	GWC-9	9.4	n/a	2/23/2022	9.9	Yes	189	n/a	n/a	0	n/a	n/a	0.00005542	NP Inter (normality) 1 of 2

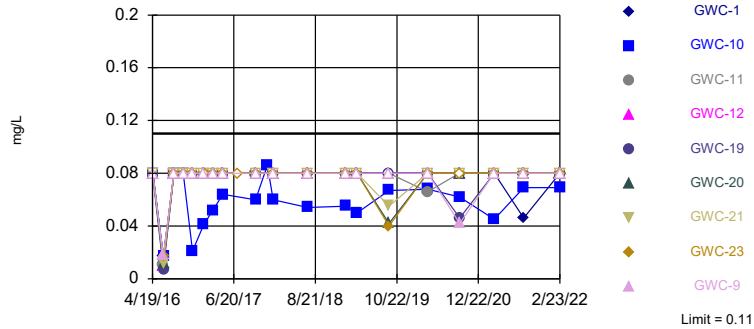
Appendix III Interwell Prediction Limit - All Results

Plant McIntosh Client: Southern Company Data: McIntosh LF4 CCR Printed 8/2/2022, 6:42 PM

Constituent	Well	Upper Lim.	Lower Lim.	Date	Observ.	Sig.	Bg N	Bg Mean	Std. Dev.	%NDs	ND Adj.	Transform	Alpha	Method
Boron (mg/L)	GWC-1	0.11	n/a	2/23/2022	0.08ND	No	190	n/a	n/a	87.37	n/a	n/a	0.00005485	NP Inter (NDs) 1 of 2
Boron (mg/L)	GWC-10	0.11	n/a	2/23/2022	0.069J	No	190	n/a	n/a	87.37	n/a	n/a	0.00005485	NP Inter (NDs) 1 of 2
Boron (mg/L)	GWC-11	0.11	n/a	2/23/2022	0.08ND	No	190	n/a	n/a	87.37	n/a	n/a	0.00005485	NP Inter (NDs) 1 of 2
Boron (mg/L)	GWC-12	0.11	n/a	2/23/2022	0.08ND	No	190	n/a	n/a	87.37	n/a	n/a	0.00005485	NP Inter (NDs) 1 of 2
Boron (mg/L)	GWC-19	0.11	n/a	2/23/2022	0.08ND	No	190	n/a	n/a	87.37	n/a	n/a	0.00005485	NP Inter (NDs) 1 of 2
Boron (mg/L)	GWC-20	0.11	n/a	2/22/2022	0.08ND	No	190	n/a	n/a	87.37	n/a	n/a	0.00005485	NP Inter (NDs) 1 of 2
Boron (mg/L)	GWC-21	0.11	n/a	2/23/2022	0.08ND	No	190	n/a	n/a	87.37	n/a	n/a	0.00005485	NP Inter (NDs) 1 of 2
Boron (mg/L)	GWC-23	0.11	n/a	2/23/2022	0.08ND	No	190	n/a	n/a	87.37	n/a	n/a	0.00005485	NP Inter (NDs) 1 of 2
Boron (mg/L)	GWC-9	0.11	n/a	2/23/2022	0.08ND	No	190	n/a	n/a	87.37	n/a	n/a	0.00005485	NP Inter (NDs) 1 of 2
Calcium (mg/L)	GWC-1	33.2	n/a	2/23/2022	1.4	No	191	n/a	n/a	0	n/a	n/a	0.00005428	NP Inter (normality) 1 of 2
Calcium (mg/L)	GWC-10	33.2	n/a	2/23/2022	22	No	191	n/a	n/a	0	n/a	n/a	0.00005428	NP Inter (normality) 1 of 2
Calcium (mg/L)	GWC-11	33.2	n/a	2/23/2022	8.1	No	191	n/a	n/a	0	n/a	n/a	0.00005428	NP Inter (normality) 1 of 2
Calcium (mg/L)	GWC-12	33.2	n/a	2/23/2022	0.64	No	191	n/a	n/a	0	n/a	n/a	0.00005428	NP Inter (normality) 1 of 2
Calcium (mg/L)	GWC-19	33.2	n/a	2/23/2022	6.3	No	191	n/a	n/a	0	n/a	n/a	0.00005428	NP Inter (normality) 1 of 2
Calcium (mg/L)	GWC-20	33.2	n/a	2/22/2022	1.3	No	191	n/a	n/a	0	n/a	n/a	0.00005428	NP Inter (normality) 1 of 2
Calcium (mg/L)	GWC-21	33.2	n/a	2/23/2022	1.1	No	191	n/a	n/a	0	n/a	n/a	0.00005428	NP Inter (normality) 1 of 2
Calcium (mg/L)	GWC-23	33.2	n/a	2/23/2022	0.92	No	191	n/a	n/a	0	n/a	n/a	0.00005428	NP Inter (normality) 1 of 2
Calcium (mg/L)	GWC-9	33.2	n/a	2/23/2022	1	No	191	n/a	n/a	0	n/a	n/a	0.00005428	NP Inter (normality) 1 of 2
Chloride (mg/L)	GWC-1	9.4	n/a	2/23/2022	5.6	No	189	n/a	n/a	0	n/a	n/a	0.00005542	NP Inter (normality) 1 of 2
Chloride (mg/L)	GWC-10	9.4	n/a	2/23/2022	6.8	No	189	n/a	n/a	0	n/a	n/a	0.00005542	NP Inter (normality) 1 of 2
Chloride (mg/L)	GWC-11	9.4	n/a	2/23/2022	4.8	No	189	n/a	n/a	0	n/a	n/a	0.00005542	NP Inter (normality) 1 of 2
Chloride (mg/L)	GWC-12	9.4	n/a	2/23/2022	4.1	No	189	n/a	n/a	0	n/a	n/a	0.00005542	NP Inter (normality) 1 of 2
Chloride (mg/L)	GWC-19	9.4	n/a	2/23/2022	5.8	No	189	n/a	n/a	0	n/a	n/a	0.00005542	NP Inter (normality) 1 of 2
Chloride (mg/L)	GWC-20	9.4	n/a	2/22/2022	7.7	No	189	n/a	n/a	0	n/a	n/a	0.00005542	NP Inter (normality) 1 of 2
Chloride (mg/L)	GWC-21	9.4	n/a	2/23/2022	7.3	No	189	n/a	n/a	0	n/a	n/a	0.00005542	NP Inter (normality) 1 of 2
Chloride (mg/L)	GWC-23	9.4	n/a	2/23/2022	5.2	No	189	n/a	n/a	0	n/a	n/a	0.00005542	NP Inter (normality) 1 of 2
Chloride (mg/L)	GWC-9	9.4	n/a	2/23/2022	9.9	Yes	189	n/a	n/a	0	n/a	n/a	0.00005542	NP Inter (normality) 1 of 2
Fluoride (mg/L)	GWC-1	0.74	n/a	2/23/2022	0.1ND	No	191	n/a	n/a	63.35	n/a	n/a	0.00005428	NP Inter (NDs) 1 of 2
Fluoride (mg/L)	GWC-10	0.74	n/a	2/23/2022	0.13	No	191	n/a	n/a	63.35	n/a	n/a	0.00005428	NP Inter (NDs) 1 of 2
Fluoride (mg/L)	GWC-11	0.74	n/a	2/23/2022	0.36	No	191	n/a	n/a	63.35	n/a	n/a	0.00005428	NP Inter (NDs) 1 of 2
Fluoride (mg/L)	GWC-12	0.74	n/a	2/23/2022	0.043J	No	191	n/a	n/a	63.35	n/a	n/a	0.00005428	NP Inter (NDs) 1 of 2
Fluoride (mg/L)	GWC-19	0.74	n/a	2/23/2022	0.11	No	191	n/a	n/a	63.35	n/a	n/a	0.00005428	NP Inter (NDs) 1 of 2
Fluoride (mg/L)	GWC-20	0.74	n/a	2/22/2022	0.033J	No	191	n/a	n/a	63.35	n/a	n/a	0.00005428	NP Inter (NDs) 1 of 2
Fluoride (mg/L)	GWC-21	0.74	n/a	2/23/2022	0.037J	No	191	n/a	n/a	63.35	n/a	n/a	0.00005428	NP Inter (NDs) 1 of 2
Fluoride (mg/L)	GWC-23	0.74	n/a	2/23/2022	0.03J	No	191	n/a	n/a	63.35	n/a	n/a	0.00005428	NP Inter (NDs) 1 of 2
Fluoride (mg/L)	GWC-9	0.74	n/a	2/23/2022	0.049J	No	191	n/a	n/a	63.35	n/a	n/a	0.00005428	NP Inter (NDs) 1 of 2
pH (S.U.)	GWC-1	7.1	4.21	2/23/2022	4.92	No	210	n/a	n/a	0	n/a	n/a	0.00009831	NP Inter (normality) 1 of 2
pH (S.U.)	GWC-10	7.1	4.21	2/23/2022	6.46	No	210	n/a	n/a	0	n/a	n/a	0.00009831	NP Inter (normality) 1 of 2
pH (S.U.)	GWC-11	7.1	4.21	2/23/2022	6.28	No	210	n/a	n/a	0	n/a	n/a	0.00009831	NP Inter (normality) 1 of 2
pH (S.U.)	GWC-12	7.1	4.21	2/23/2022	5.1	No	210	n/a	n/a	0	n/a	n/a	0.00009831	NP Inter (normality) 1 of 2
pH (S.U.)	GWC-19	7.1	4.21	2/23/2022	5.63	No	210	n/a	n/a	0	n/a	n/a	0.00009831	NP Inter (normality) 1 of 2
pH (S.U.)	GWC-20	7.1	4.21	2/22/2022	5.02	No	210	n/a	n/a	0	n/a	n/a	0.00009831	NP Inter (normality) 1 of 2
pH (S.U.)	GWC-21	7.1	4.21	2/23/2022	4.87	No	210	n/a	n/a	0	n/a	n/a	0.00009831	NP Inter (normality) 1 of 2
pH (S.U.)	GWC-23	7.1	4.21	2/23/2022	5.11	No	210	n/a	n/a	0	n/a	n/a	0.00009831	NP Inter (normality) 1 of 2
pH (S.U.)	GWC-9	7.1	4.21	2/23/2022	5.07	No	210	n/a	n/a	0	n/a	n/a	0.00009831	NP Inter (normality) 1 of 2
Total Dissolved Solids (mg/L)	GWC-1	150	n/a	2/23/2022	31	No	190	n/a	n/a	10.53	n/a	n/a	0.00005485	NP Inter (normality) 1 of 2
Total Dissolved Solids (mg/L)	GWC-10	150	n/a	2/23/2022	130	No	190	n/a	n/a	10.53	n/a	n/a	0.00005485	NP Inter (normality) 1 of 2
Total Dissolved Solids (mg/L)	GWC-11	150	n/a	2/23/2022	70	No	190	n/a	n/a	10.53	n/a	n/a	0.00005485	NP Inter (normality) 1 of 2
Total Dissolved Solids (mg/L)	GWC-12	150	n/a	2/23/2022	16	No	190	n/a	n/a	10.53	n/a	n/a	0.00005485	NP Inter (normality) 1 of 2
Total Dissolved Solids (mg/L)	GWC-19	150	n/a	2/23/2022	41	No	190	n/a	n/a	10.53	n/a	n/a	0.00005485	NP Inter (normality) 1 of 2
Total Dissolved Solids (mg/L)	GWC-20	150	n/a	2/22/2022	33	No	190	n/a	n/a	10.53	n/a	n/a	0.00005485	NP Inter (normality) 1 of 2
Total Dissolved Solids (mg/L)	GWC-21	150	n/a	2/23/2022	26	No	190	n/a	n/a	10.53	n/a	n/a	0.00005485	NP Inter (normality) 1 of 2
Total Dissolved Solids (mg/L)	GWC-23	150	n/a	2/23/2022	23	No	190	n/a	n/a	10.53	n/a	n/a	0.00005485	NP Inter (normality) 1 of 2
Total Dissolved Solids (mg/L)	GWC-9	150	n/a	2/23/2022	30	No	190	n/a	n/a	10.53	n/a	n/a	0.00005485	NP Inter (normality) 1 of 2

Within Limit

Prediction Limit
Interwell Non-parametric

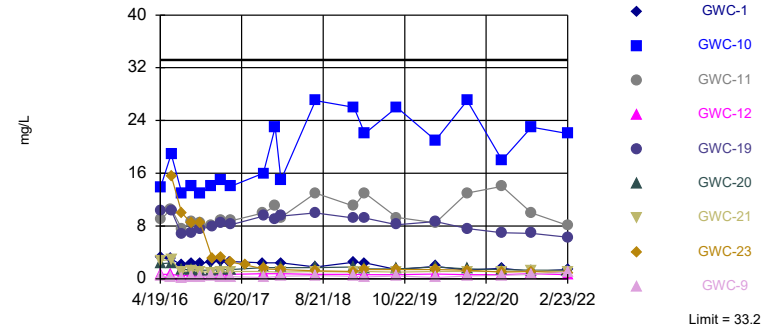


Non-parametric test used in lieu of parametric prediction limit because censored data exceeded 50%. Limit is highest of 190 background values. 87.37% NDs. Annual per-constituent alpha = 0.0009869. Individual comparison alpha = 0.00005485 (1 of 2). Comparing 9 points to limit.

Constituent: Boron Analysis Run 8/2/2022 6:40 PM View: Appendix III - Interwell
Plant McIntosh Client: Southern Company Data: McIntosh LF4 CCR

Within Limit

Prediction Limit
Interwell Non-parametric

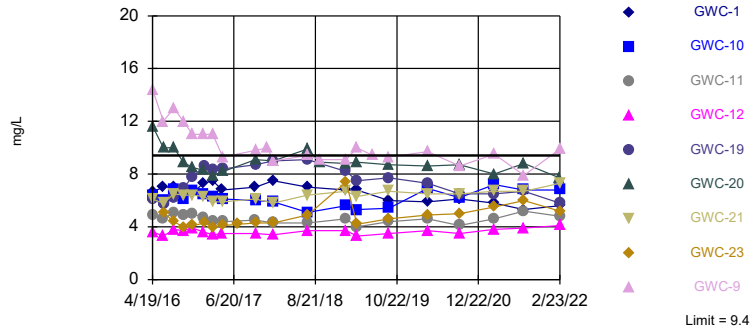


Non-parametric test used in lieu of parametric prediction limit because the Chi Squared normality test showed the data to be non-normal at the 0.01 alpha level. Limit is highest of 191 background values. Annual per-constituent alpha = 0.0009767. Individual comparison alpha = 0.00005428 (1 of 2). Comparing 9 points to limit.

Constituent: Calcium Analysis Run 8/2/2022 6:40 PM View: Appendix III - Interwell
Plant McIntosh Client: Southern Company Data: McIntosh LF4 CCR

Exceeds Limit: GWC-9

Prediction Limit
Interwell Non-parametric

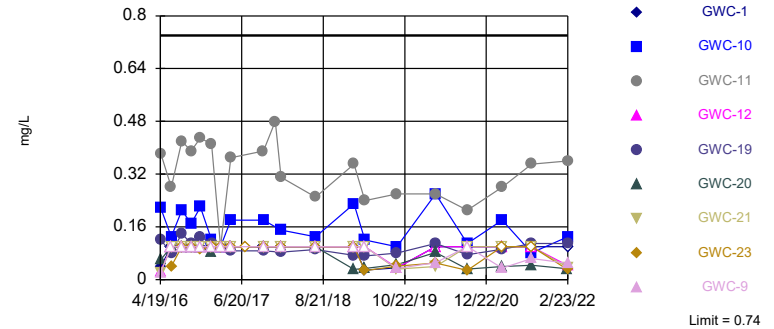


Non-parametric test used in lieu of parametric prediction limit because the Chi Squared normality test showed the data to be non-normal at the 0.01 alpha level. Limit is highest of 189 background values. Annual per-constituent alpha = 0.0009972. Individual comparison alpha = 0.00005542 (1 of 2). Comparing 9 points to limit.

Constituent: Chloride Analysis Run 8/2/2022 6:40 PM View: Appendix III - Interwell
Plant McIntosh Client: Southern Company Data: McIntosh LF4 CCR

Within Limit

Prediction Limit
Interwell Non-parametric

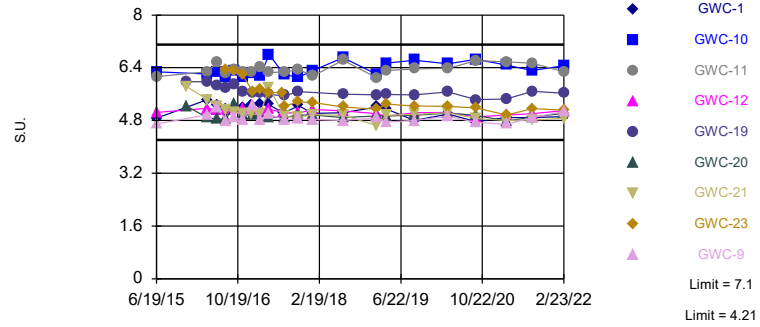


Non-parametric test used in lieu of parametric prediction limit because censored data exceeded 50%. Limit is highest of 191 background values. 63.35% NDs. Annual per-constituent alpha = 0.0009767. Individual comparison alpha = 0.00005428 (1 of 2). Comparing 9 points to limit.

Constituent: Fluoride Analysis Run 8/2/2022 6:40 PM View: Appendix III - Interwell
Plant McIntosh Client: Southern Company Data: McIntosh LF4 CCR

Within Limits

Prediction Limit
Interwell Non-parametric

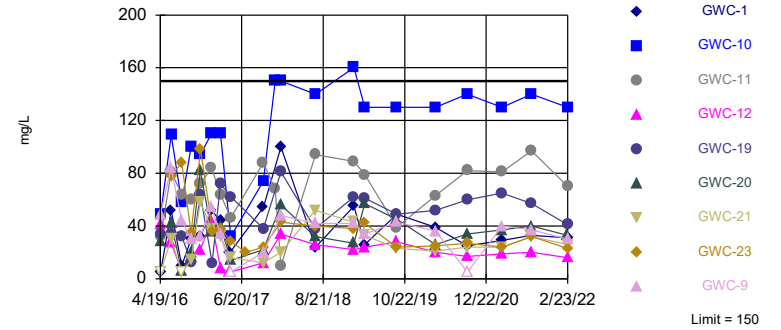


Non-parametric test used in lieu of parametric prediction limit because the Chi Squared normality test showed the data to be non-normal at the 0.01 alpha level. Limits are highest and lowest of 210 background values. Annual per-constituent alpha = 0.001769. Individual comparison alpha = 0.00009831 (1 of 2). Comparing 9 points to limit.

Constituent: pH Analysis Run 8/2/2022 6:40 PM View: Appendix III - Interwell
Plant McIntosh Client: Southern Company Data: McIntosh LF4 CCR

Within Limit

Prediction Limit
Interwell Non-parametric



Non-parametric test used in lieu of parametric prediction limit because the Chi Squared normality test showed the data to be non-normal at the 0.01 alpha level. Limit is highest of 190 background values. 10.53% NDs. Annual per-constituent alpha = 0.0009869. Individual comparison alpha = 0.00005485 (1 of 2). Comparing 9 points to limit.

Constituent: Total Dissolved Solids Analysis Run 8/2/2022 6:40 PM View: Appendix III - Interwell
Plant McIntosh Client: Southern Company Data: McIntosh LF4 CCR

Prediction Limit

Constituent: Boron (mg/L) Analysis Run 8/2/2022 6:42 PM View: Appendix III - Interwell

Plant McIntosh Client: Southern Company Data: McIntosh LF4 CCR

	GWA-3 (bg)	GWC-9	GWC-18 (bg)	GWA-2 (bg)	GWC-19	GWA-5 (bg)	GWA-16 (bg)	GWA-4A (bg)	GWA-14 (bg)
4/19/2016	<0.08	<0.08	<0.08	<0.08	<0.08				
4/20/2016						<0.08	<0.08	<0.08	<0.08
4/21/2016									
6/14/2016	0.0077 (J)			0.012 (J)		0.011 (J)		0.01 (J)	0.0098 (J)
6/15/2016		0.018 (J)					0.0085 (J)		
6/16/2016			0.011 (J)		0.0069 (J)				
8/9/2016	<0.08			<0.08		<0.08	<0.08		<0.08
8/10/2016		<0.08			<0.08				
8/11/2016			<0.08					<0.08	
9/26/2016				<0.08					
9/27/2016	<0.08	<0.08				<0.08	<0.08	<0.08	<0.08
9/28/2016			<0.08		<0.08				
11/14/2016	<0.08							<0.08	
11/15/2016		<0.08		<0.08	<0.08	<0.08	<0.08		<0.08
11/16/2016			<0.08						
1/10/2017	<0.08			<0.08				<0.08	
1/11/2017			<0.08			<0.08	<0.08		<0.08
1/12/2017									
1/13/2017		<0.08							
1/16/2017					<0.08				
1/17/2017									
2/28/2017	<0.08			0.022 (J)		<0.08		<0.08	<0.08
3/1/2017		<0.08	<0.08		<0.08		<0.08		
3/2/2017									
4/19/2017	<0.08			<0.08					
4/20/2017						<0.08	<0.08	<0.08	<0.08
4/24/2017		<0.08							
4/25/2017			<0.08		<0.08				
7/13/2017									
10/10/2017				<0.08				<0.08	
10/11/2017	<0.08					<0.08	<0.08		<0.08
10/12/2017		<0.08	<0.08		<0.08				
12/12/2017									
1/10/2018	<0.08			<0.08		<0.08		<0.08	
1/11/2018							<0.08		<0.08
1/12/2018		<0.08	<0.08		<0.08				
7/11/2018	<0.08		<0.08	<0.08	<0.08	<0.08	<0.08	<0.08	<0.08
7/12/2018		<0.08							
1/29/2019	<0.08			<0.08	<0.08	<0.08	<0.08	<0.08	<0.08
1/30/2019		<0.08	<0.08						
3/26/2019						<0.08	<0.08	<0.08	<0.08
3/27/2019	<0.08	<0.08	<0.08	<0.08	<0.08				
9/10/2019						<0.08	<0.08	0.052 (J)	<0.08
9/11/2019	<0.08	<0.08	<0.08	<0.08	<0.08				
3/31/2020						<0.08		<0.08	
4/1/2020	<0.08	<0.08	<0.08	0.042 (J)	<0.08		<0.08		<0.08
4/2/2020									
9/15/2020	0.061 (J)		<0.08	<0.08		0.047 (J)	<0.08		<0.08
9/16/2020		0.042 (J)			0.046 (J)			0.056 (J)	
3/16/2021	<0.08			<0.08	<0.08		<0.08		<0.08
3/17/2021		<0.08	<0.08			<0.08		<0.08	
8/17/2021	<0.08			0.069 (J)			0.061 (J)		0.1

Prediction Limit

Constituent: Boron (mg/L) Analysis Run 8/2/2022 6:42 PM View: Appendix III - Interwell
Plant McIntosh Client: Southern Company Data: McIntosh LF4 CCR

	GWA-3 (bg)	GWC-9	GWC-18 (bg)	GWA-2 (bg)	GWC-19	GWA-5 (bg)	GWA-16 (bg)	GWA-4A (bg)	GWA-14 (bg)
8/18/2021									
8/19/2021		<0.08	<0.08		<0.08	<0.08		<0.08	
2/22/2022	0.065 (J)			0.11		<0.08	<0.08		<0.08
2/23/2022		<0.08	<0.08		<0.08			0.096	

Prediction Limit

Constituent: Boron (mg/L) Analysis Run 8/2/2022 6:42 PM View: Appendix III - Interwell
Plant McIntosh Client: Southern Company Data: McIntosh LF4 CCR

	GWA-13 (bg)	GWC-1	GWC-17 (bg)	GWC-11	GWC-12	GWC-21	GWC-10	GWA-15 (bg)	GWC-20
8/18/2021	0.044 (J)	0.046 (J)		<0.08	<0.08		0.069 (J)		
8/19/2021			<0.08			<0.08		<0.08	<0.08
2/22/2022	<0.08		<0.08					<0.08	<0.08
2/23/2022		<0.08		<0.08	<0.08	<0.08	0.069 (J)		

Prediction Limit

Constituent: Boron (mg/L) Analysis Run 8/2/2022 6:42 PM View: Appendix III - Interwell
Plant McIntosh Client: Southern Company Data: McIntosh LF4 CCR

GWC-23

4/19/2016	
4/20/2016	
4/21/2016	
6/14/2016	
6/15/2016	
6/16/2016	0.017 (J)
8/9/2016	
8/10/2016	<0.08
8/11/2016	
9/26/2016	
9/27/2016	
9/28/2016	<0.08
11/14/2016	
11/15/2016	
11/16/2016	<0.08
1/10/2017	
1/11/2017	
1/12/2017	
1/13/2017	
1/16/2017	
1/17/2017	<0.08
2/28/2017	
3/1/2017	
3/2/2017	<0.08
4/19/2017	
4/20/2017	
4/24/2017	
4/25/2017	<0.08
7/13/2017	<0.08
10/10/2017	
10/11/2017	
10/12/2017	<0.08
12/12/2017	
1/10/2018	
1/11/2018	
1/12/2018	<0.08
7/11/2018	
7/12/2018	<0.08
1/29/2019	
1/30/2019	<0.08
3/26/2019	
3/27/2019	<0.08
9/10/2019	
9/11/2019	0.04 (J)
3/31/2020	
4/1/2020	<0.08
4/2/2020	
9/15/2020	<0.08
9/16/2020	
3/16/2021	
3/17/2021	<0.08
8/17/2021	

Prediction Limit

Constituent: Boron (mg/L) Analysis Run 8/2/2022 6:42 PM View: Appendix III - Interwell
Plant McIntosh Client: Southern Company Data: McIntosh LF4 CCR

GWC-23

8/18/2021	
8/19/2021	<0.08
2/22/2022	
2/23/2022	<0.08

Prediction Limit

Constituent: Calcium (mg/L) Analysis Run 8/2/2022 6:42 PM View: Appendix III - Interwell

Plant McIntosh Client: Southern Company Data: McIntosh LF4 CCR

	GWA-3 (bg)	GWC-19	GWA-2 (bg)	GWC-18 (bg)	GWC-9	GWA-13 (bg)	GWC-11	GWA-4A (bg)	GWC-12
4/19/2016	1.13	10.3	0.485 (J)	26	0.431 (J)				
4/20/2016						0.389 (J)	8.94	1.12	0.69
4/21/2016									
6/14/2016	1		0.72			0.37 (J)		1.1	
6/15/2016					0.27 (J)		10.6		0.69
6/16/2016		10.4		33.2					
8/9/2016	0.71		0.24 (J)			0.14 (J)			
8/10/2016		6.7			0.13 (J)		7.6		0.45
8/11/2016				18				1.9	
9/26/2016			0.48						
9/27/2016	0.77				0.21 (J)	0.33	8.7	3.4	0.61
9/28/2016		6.9		17					
11/14/2016	0.75							3.1	
11/15/2016		7.5	0.54		0.27	0.28	8.4		0.61
11/16/2016				17					
1/10/2017	0.73		0.62					1.5	
1/11/2017				15					
1/12/2017						0.37	8.1		0.6
1/13/2017					0.41				
1/16/2017		8							
1/17/2017									
2/28/2017	0.76		0.91			0.26		1.1	
3/1/2017		8.5		16	0.25		8.9		0.61
3/2/2017									
4/19/2017	0.69		0.75						
4/20/2017						0.27		0.98	0.65
4/24/2017					0.34		8.8		
4/25/2017		8.2		17					
7/13/2017									
10/10/2017			0.54					0.8	
10/11/2017	0.73					0.3	10		
10/12/2017		9.5		14	0.21 (J)				0.76
12/12/2017		9.1							
12/13/2017				12			11		
1/10/2018	0.88		0.52			0.27		0.82	
1/11/2018							9.3		0.78
1/12/2018		9.5		15	0.4				
7/11/2018	0.81	10	0.5	12		0.32		1	
7/12/2018					0.49		13		0.67
1/29/2019	0.85	9.2	0.53			0.33		0.83	
1/30/2019				14	0.38 (J)		11		0.68 (J)
3/26/2019						0.3		0.53	
3/27/2019	0.73	9.2	0.37	11	0.28		13		0.62
9/10/2019						0.37 (J)		0.64	
9/11/2019	0.76	8.2	0.43 (J)	13	0.44 (J)		9.3		0.62
3/31/2020						0.42 (J)		0.8	
4/1/2020	0.72	8.7	0.47 (J)	11	0.2 (J)				0.7
4/2/2020							8.5		
9/15/2020	0.84		0.42 (J)	10		0.32 (J)	13		
9/16/2020		7.6			0.45 (J)			0.43 (J)	0.64
3/16/2021	0.75	7	0.4 (J)			0.4 (J)			0.62
3/17/2021				9.1	0.51		14	0.33 (J)	

Prediction Limit

Constituent: Calcium (mg/L) Analysis Run 8/2/2022 6:42 PM View: Appendix III - Interwell
Plant McIntosh Client: Southern Company Data: McIntosh LF4 CCR

	GWA-3 (bg)	GWC-19	GWA-2 (bg)	GWC-18 (bg)	GWC-9	GWA-13 (bg)	GWC-11	GWA-4A (bg)	GWC-12
8/17/2021	0.81		0.4 (J)						
8/18/2021						0.51	10		0.75
8/19/2021		6.9		9.3	0.67			0.3 (J)	
2/22/2022	0.72		0.42 (J)			0.35 (J)			
2/23/2022		6.3		9.1	1		8.1	0.35 (J)	0.64

Prediction Limit

Constituent: Calcium (mg/L) Analysis Run 8/2/2022 6:42 PM View: Appendix III - Interwell
 Plant McIntosh Client: Southern Company Data: McIntosh LF4 CCR

	GWA-16 (bg)	GWC-1	GWA-14 (bg)	GWA-5 (bg)	GWC-17 (bg)	GWC-20	GWC-21	GWC-10	GWA-15 (bg)
4/19/2016									
4/20/2016	0.472 (J)	3.22	0.686	4.39	2.48				
4/21/2016						2.29	2.78	13.9	0.686
6/14/2016			0.62	2.4					
6/15/2016	0.42 (J)	3			2.2				0.61
6/16/2016						2.4	2.9	18.9	
8/9/2016	0.19		0.39	2	1.8				0.21 (J)
8/10/2016		2.1				1.4	0.99	13	
8/11/2016									
9/26/2016									
9/27/2016	0.39	2.3	0.52	2.9	1.9	1.4	1.3	14	0.4
9/28/2016									
11/14/2016									
11/15/2016	0.39	2.4	0.5	2.5	2.1	1.3	1.1	13	0.35
11/16/2016									
1/10/2017									
1/11/2017	0.36		0.47	2.5	2				0.34
1/12/2017		2.5					0.93	14	
1/13/2017						1.3			
1/16/2017									
1/17/2017									
2/28/2017			0.47	2.7					0.37
3/1/2017	0.38	2.7			2.1	1.4	1	15	
3/2/2017									
4/19/2017									
4/20/2017	0.41	2.6	0.5	2.8	2				0.43
4/24/2017							1.1	14	
4/25/2017						1.4			
7/13/2017									
10/10/2017									
10/11/2017	0.4	2.4	0.49	3.3	2.1				0.41
10/12/2017						1.7	1.1	16	
12/12/2017								23	
12/13/2017									
1/10/2018				3.3					
1/11/2018	0.43	2.4	0.51		2.1		1	15	0.41
1/12/2018						1.7			
7/11/2018	0.45		0.47	3	2.1	1.7	1.1		0.53
7/12/2018		1.8						27	
1/29/2019	0.41		0.51	3.3	2.2	1.8			0.91
1/30/2019		2.5					1 (J)	26	
3/26/2019	0.37		0.42	2.8					0.58
3/27/2019		2.4			2	1.5	1.1	22	
9/10/2019	0.41 (J)		0.47 (J)	2.3					
9/11/2019		1.4			2	1.5	1	26	0.42 (J)
3/31/2020				2.9					
4/1/2020	0.43 (J)	1.9	0.49 (J)		2.1	1.8	1.1	21	2.3
4/2/2020									
9/15/2020	0.42 (J)	1.3	0.6	2.2	2	1.5	1.1	27	0.38 (J)
9/16/2020									
3/16/2021	0.48 (J)	1.6	0.51		2	1.4		18	
3/17/2021				2.4			1.1		5.5

Prediction Limit

Constituent: Calcium (mg/L) Analysis Run 8/2/2022 6:42 PM View: Appendix III - Interwell
Plant McIntosh Client: Southern Company Data: McIntosh LF4 CCR

	GWA-16 (bg)	GWC-1	GWA-14 (bg)	GWA-5 (bg)	GWC-17 (bg)	GWC-20	GWC-21	GWC-10	GWA-15 (bg)
8/17/2021	0.46 (J)		0.47 (J)						
8/18/2021		1.1						23	
8/19/2021				2.4	2.2	1.3	1.2		0.49 (J)
2/22/2022	0.43 (J)		0.52	2.3	2	1.3			0.92
2/23/2022		1.4					1.1	22	

Prediction Limit

Constituent: Calcium (mg/L) Analysis Run 8/2/2022 6:42 PM View: Appendix III - Interwell
Plant McIntosh Client: Southern Company Data: McIntosh LF4 CCR

GWC-23

4/19/2016	
4/20/2016	
4/21/2016	
6/14/2016	
6/15/2016	
6/16/2016	15.6
8/9/2016	
8/10/2016	10
8/11/2016	
9/26/2016	
9/27/2016	
9/28/2016	8.5
11/14/2016	
11/15/2016	
11/16/2016	8.4
1/10/2017	
1/11/2017	
1/12/2017	
1/13/2017	
1/16/2017	
1/17/2017	3
2/28/2017	
3/1/2017	
3/2/2017	3.3
4/19/2017	
4/20/2017	
4/24/2017	
4/25/2017	2.5
7/13/2017	2.1
10/10/2017	
10/11/2017	
10/12/2017	1.5
12/12/2017	
12/13/2017	
1/10/2018	
1/11/2018	
1/12/2018	1.4
7/11/2018	
7/12/2018	1.2
1/29/2019	
1/30/2019	1.1 (J)
3/26/2019	
3/27/2019	1.4
9/10/2019	
9/11/2019	1.4
3/31/2020	
4/1/2020	1.4
4/2/2020	
9/15/2020	1.3
9/16/2020	
3/16/2021	
3/17/2021	0.99

Prediction Limit

Constituent: Calcium (mg/L) Analysis Run 8/2/2022 6:42 PM View: Appendix III - Interwell
Plant McIntosh Client: Southern Company Data: McIntosh LF4 CCR

GWC-23

8/17/2021	
8/18/2021	
8/19/2021	1.1
2/22/2022	
2/23/2022	0.92

Prediction Limit

Constituent: Chloride (mg/L) Analysis Run 8/2/2022 6:42 PM View: Appendix III - Interwell

Plant McIntosh Client: Southern Company Data: McIntosh LF4 CCR

	GWA-3 (bg)	GWA-2 (bg)	GWC-18 (bg)	GWC-9	GWC-19	GWA-13 (bg)	GWA-4A (bg)	GWA-5 (bg)	GWC-1
4/19/2016	9.4	5.01	5.03	14.4	6.1				
4/20/2016						3.49	2.93	3.69	6.68
4/21/2016									
6/14/2016	8.3	5				3.4	2.9	3.5	
6/15/2016				12					7
6/16/2016			4.7		5.7				
8/9/2016	8.6	5.1				3.7		3.7	
8/10/2016				13	6.2				7
8/11/2016			5.3				3.6		
9/26/2016		5.1							
9/27/2016	6.3			12		3.8	3.4	3.6	6.4
9/28/2016			5.1		6.9				
11/14/2016	6.1						4.2		
11/15/2016		5.2		11	7.8	3.8		3.7	6.6
11/16/2016			5.2						
1/10/2017	6.1	4.9					3.6		
1/11/2017			5					3.5	
1/12/2017						3.5			7.3
1/13/2017				11					
1/16/2017					8.6				
1/17/2017									
2/28/2017	6.2	4.7				3.6	3.3	3.3	
3/1/2017			4.6	11	8.3				7.5
3/2/2017									
4/19/2017	5	4.4							
4/20/2017						3.4	3.5	3.3	6.8
4/24/2017				9.3					
4/25/2017			4.6		8.4				
7/13/2017									
10/10/2017		4.7					3.9		
10/11/2017	4.1					3.4		3.2	7
10/12/2017			4.6	9.8	8.7				
12/12/2017				10					
1/10/2018	4.2	4.6				3.4	3.3	3.2	
1/11/2018									7.5
1/12/2018			4.5	9	9				
7/11/2018	4.3	5	4.9		9.1	3.4	3.2	3.5	
7/12/2018				9.4					7
9/13/2018				9.1					
1/29/2019	4	5			8.2	3.6	3.4	3.6	
1/30/2019			4.8	9.1					6.8
3/26/2019						3.5	3.7	3.6	
3/27/2019	3.5	4.5	4.3	10	7.5				6.8
6/17/2019				9.4					
9/10/2019						3.3	3.6	3.5	
9/11/2019	3.5	4.8	4.5	9.3	7.7				6
3/31/2020						3.7	4.9	4.1	
4/1/2020	3.7	4.9	4.7	9.7	7.3				5.9
4/2/2020									
9/15/2020	3.4	4.9	4.4			3.5		18 (o)	6.1
9/16/2020				8.6	6.5		3.5		
3/16/2021	3.6	4.9			6.5	4			5.8

Prediction Limit

Constituent: Chloride (mg/L) Analysis Run 8/2/2022 6:42 PM View: Appendix III - Interwell
Plant McIntosh Client: Southern Company Data: McIntosh LF4 CCR

	GWA-3 (bg)	GWA-2 (bg)	GWC-18 (bg)	GWC-9	GWC-19	GWA-13 (bg)	GWA-4A (bg)	GWA-5 (bg)	GWC-1
3/17/2021			4.7	9.5			4.5	4.2	
8/17/2021	3.5	5.4							
8/18/2021						4.1			5.3
8/19/2021			5.1	7.9	6.7		3.5	4.3	
2/22/2022	3.4	4.6				3.8		3.8	
2/23/2022			5	9.9	5.8		3.7		5.6

Prediction Limit

Constituent: Chloride (mg/L) Analysis Run 8/2/2022 6:42 PM View: Appendix III - Interwell
 Plant McIntosh Client: Southern Company Data: McIntosh LF4 CCR

	GWA-16 (bg)	GWC-12	GWA-14 (bg)	GWC-11	GWC-17 (bg)	GWA-15 (bg)	GWC-21	GWC-10	GWC-20
4/19/2016									
4/20/2016	3.92	3.61	4.55	4.9	4.25				
4/21/2016						3.99	6.08	6.41	11.6
6/14/2016			4.3						
6/15/2016	3.8	3.3		4.6	4.1	3.5			
6/16/2016							5.8	6	10
8/9/2016	4		4.5		4.5	4			
8/10/2016		3.8		5.1			6.5	6.8	10
8/11/2016									
9/26/2016									
9/27/2016	3.9	3.7	4.4	4.9	4.4	3.9	6.4	6.1	8.9
9/28/2016									
11/14/2016									
11/15/2016	4	3.9	4.5	5	4.5	4	6.4	6.7	8.5
11/16/2016									
1/10/2017									
1/11/2017	3.7		4.3		4.2	3.8			
1/12/2017		3.6		4.7			6.3	6.5	
1/13/2017									8.3
1/16/2017									
1/17/2017									
2/28/2017			4			3.5			
3/1/2017	3.5	3.4		4.4	3.9		5.9	6.3	7.9
3/2/2017									
4/19/2017									
4/20/2017	3.6	3.5	4		4	3.3			
4/24/2017				4.4			5.9	6.1	
4/25/2017									8.2
7/13/2017									
10/10/2017									
10/11/2017	3.5		4	4.5	4.1	3.5			
10/12/2017		3.5					6.1	6	9.1
12/12/2017									
1/10/2018									
1/11/2018	3.4	3.4	3.9	4.3	4.1	3.4	5.8	5.9	
1/12/2018									9
7/11/2018	3.7		4.2		4.4	3.8	6.4		9.9
7/12/2018		3.7		4.3				5.1	
9/13/2018									8.9
1/29/2019	3.8		4		4.5	3.7			8.8
1/30/2019		3.7		4.6			6.7	5.6	
3/26/2019	3.6		4.1			3.8			
3/27/2019		3.3		4	4.1		6.3	5.3	8.9
6/17/2019									
9/10/2019	3.7		4						
9/11/2019		3.5		4.4	4.3	3.7	6.7	5.4	8.7
3/31/2020									
4/1/2020	3.8	3.7	4.2		4.6	3.8	6.5	6.9	8.6
4/2/2020				4.6					
9/15/2020	3.7		4.3	4.1	4.3	3.6	6.5	6.2	8.7
9/16/2020		3.5							
3/16/2021	4.1	3.8	4.1		4.9			7.2	8

Prediction Limit

Constituent: Chloride (mg/L) Analysis Run 8/2/2022 6:42 PM View: Appendix III - Interwell
Plant McIntosh Client: Southern Company Data: McIntosh LF4 CCR

	GWA-16 (bg)	GWC-12	GWA-14 (bg)	GWC-11	GWC-17 (bg)	GWA-15 (bg)	GWC-21	GWC-10	GWC-20
3/17/2021				4.6		4	6.7		
8/17/2021	4		4.3						
8/18/2021		3.9		5.2				6.8	
8/19/2021					4.8	4.3	6.7		8.8
2/22/2022	3.7		4		4.5	3.7			7.7
2/23/2022		4.1		4.8			7.3	6.8	

Prediction Limit

Constituent: Chloride (mg/L) Analysis Run 8/2/2022 6:42 PM View: Appendix III - Interwell
Plant McIntosh Client: Southern Company Data: McIntosh LF4 CCR

GWC-23

4/19/2016	
4/20/2016	
4/21/2016	
6/14/2016	
6/15/2016	
6/16/2016	5.1
8/9/2016	
8/10/2016	4.4
8/11/2016	
9/26/2016	
9/27/2016	
9/28/2016	4
11/14/2016	
11/15/2016	
11/16/2016	4.1
1/10/2017	
1/11/2017	
1/12/2017	
1/13/2017	
1/16/2017	
1/17/2017	4.3
2/28/2017	
3/1/2017	
3/2/2017	4
4/19/2017	
4/20/2017	
4/24/2017	
4/25/2017	4.1
7/13/2017	4.2
10/10/2017	
10/11/2017	
10/12/2017	4.3
12/12/2017	
1/10/2018	
1/11/2018	
1/12/2018	4.3
7/11/2018	
7/12/2018	4.9
9/13/2018	
1/29/2019	
1/30/2019	7.4
3/26/2019	
3/27/2019	4.2
6/17/2019	
9/10/2019	
9/11/2019	4.6
3/31/2020	
4/1/2020	4.9
4/2/2020	
9/15/2020	5
9/16/2020	
3/16/2021	

Prediction Limit

Constituent: Chloride (mg/L) Analysis Run 8/2/2022 6:42 PM View: Appendix III - Interwell
Plant McIntosh Client: Southern Company Data: McIntosh LF4 CCR

	GWC-23
3/17/2021	5.5
8/17/2021	
8/18/2021	
8/19/2021	6
2/22/2022	
2/23/2022	5.2

Prediction Limit

Constituent: Fluoride (mg/L) Analysis Run 8/2/2022 6:42 PM View: Appendix III - Interwell

Plant McIntosh Client: Southern Company Data: McIntosh LF4 CCR

	GWA-2 (bg)	GWC-19	GWC-18 (bg)	GWC-9	GWA-3 (bg)	GWA-13 (bg)	GWA-4A (bg)	GWA-16 (bg)	GWA-5 (bg)
4/19/2016	0.03 (J)	0.122 (J)	0.706	0.02 (J)	0.022 (J)				
4/20/2016						0.018 (J)	0.028 (J)	0.022 (J)	0.032 (J)
4/21/2016									
6/14/2016	0.02 (J)				<0.1	<0.1	<0.1		<0.1
6/15/2016				<0.1				<0.1	
6/16/2016		0.08 (J)	0.56						
8/9/2016	<0.1				<0.1	<0.1		<0.1	<0.1
8/10/2016		0.14 (J)		<0.1					
8/11/2016			0.74				<0.1		
9/26/2016	<0.1								
9/27/2016				<0.1	<0.1	<0.1	<0.1	<0.1	<0.1
9/28/2016		0.11 (J)	0.7						
11/14/2016					<0.1		<0.1		
11/15/2016	<0.1	0.13 (J)		<0.1		<0.1		<0.1	<0.1
11/16/2016			0.71						
1/10/2017	<0.1				<0.1		<0.1		
1/11/2017			0.51					<0.1	<0.1
1/12/2017						<0.1			
1/13/2017				<0.1					
1/16/2017		0.11 (J)							
1/17/2017									
2/28/2017	<0.1				<0.1	<0.1	<0.1		<0.1
3/1/2017		<0.1	0.61	<0.1				<0.1	
3/2/2017									
4/19/2017	<0.1				<0.1				
4/20/2017						<0.1	<0.1	<0.1	<0.1
4/24/2017				<0.1					
4/25/2017		0.087 (J)	0.65						
7/13/2017									
10/10/2017	<0.1						<0.1		
10/11/2017					<0.1	<0.1		<0.1	<0.1
10/12/2017		0.087 (J)	0.6	<0.1					
12/13/2017			0.61						
1/10/2018	<0.1				<0.1	<0.1	<0.1		<0.1
1/11/2018								<0.1	
1/12/2018		0.083 (J)	0.55	<0.1					
7/11/2018	<0.1	0.091 (J)	0.59		<0.1	<0.1	<0.1	<0.1	<0.1
7/12/2018				<0.1					
1/29/2019	<0.1	0.074 (J)			<0.1	<0.1	<0.1	<0.1	<0.1
1/30/2019			0.65	<0.1					
3/26/2019						<0.1	<0.1	<0.1	0.028
3/27/2019	<0.1	0.072	0.49	<0.1	<0.1				
9/10/2019						0.034 (J)	0.044 (J)	0.035 (J)	0.037 (J)
9/11/2019	0.037 (J)	0.08 (J)	0.47	0.034 (J)	0.033 (J)				
3/31/2020						0.046 (J)	0.043 (J)		0.061 (J)
4/1/2020	<0.1	0.11	0.59	0.051 (J)	<0.1			<0.1	
4/2/2020									
9/15/2020	0.029 (J)		0.49		<0.1	<0.1		<0.1	<0.1
9/16/2020		0.076 (J)		<0.1			<0.1		
3/16/2021	0.033 (J)	0.092 (J)			<0.1	<0.1		<0.1	
3/17/2021			0.54	0.035 (J)			<0.1		0.026 (J)
8/17/2021	0.073 (J)				0.043 (J)			0.072 (J)	

Prediction Limit

Constituent: Fluoride (mg/L) Analysis Run 8/2/2022 6:42 PM View: Appendix III - Interwell
Plant McIntosh Client: Southern Company Data: McIntosh LF4 CCR

	GWA-2 (bg)	GWC-19	GWC-18 (bg)	GWC-9	GWA-3 (bg)	GWA-13 (bg)	GWA-4A (bg)	GWA-16 (bg)	GWA-5 (bg)
8/18/2021						<0.1			
8/19/2021		0.11	0.62	0.064 (J)			<0.1		0.035 (J)
2/22/2022	<0.1				<0.1	<0.1		<0.1	<0.1
2/23/2022		0.11	0.66	0.049 (J)			<0.1		

Prediction Limit

Constituent: Fluoride (mg/L) Analysis Run 8/2/2022 6:42 PM View: Appendix III - Interwell
 Plant McIntosh Client: Southern Company Data: McIntosh LF4 CCR

	GWC-11	GWC-17 (bg)	GWA-14 (bg)	GWC-12	GWC-1	GWC-21	GWC-20	GWC-10	GWA-15 (bg)
4/19/2016									
4/20/2016	0.383	0.147 (J)	0.021 (J)	0.026 (J)	0.04 (J)				
4/21/2016						0.022 (J)	0.06 (J)	0.217 (J)	0.019 (J)
6/14/2016			<0.1						
6/15/2016	0.28 (J)	0.1 (J)		<0.1	<0.1				<0.1
6/16/2016						<0.1	<0.1	0.13 (J)	
8/9/2016		0.16 (J)	<0.1						<0.1
8/10/2016	0.42			<0.1	<0.1	<0.1	<0.1	0.21	
8/11/2016									
9/26/2016									
9/27/2016	0.39	0.14 (J)	<0.1	<0.1	<0.1	<0.1	<0.1	0.17 (J)	<0.1
9/28/2016									
11/14/2016									
11/15/2016	0.43	0.16 (J)	<0.1	<0.1	<0.1	<0.1	<0.1	0.22	<0.1
11/16/2016									
1/10/2017									
1/11/2017		0.16 (J)	<0.1						<0.1
1/12/2017	0.41			<0.1	<0.1	<0.1		0.12 (J)	
1/13/2017							0.083 (J)		
1/16/2017									
1/17/2017									
2/28/2017			<0.1						<0.1
3/1/2017	<0.1	<0.1		<0.1	<0.1	<0.1	<0.1	<0.1	
3/2/2017									
4/19/2017									
4/20/2017		0.12 (J)	<0.1	<0.1	<0.1				<0.1
4/24/2017	0.37					<0.1		0.18 (J)	
4/25/2017							<0.1		
7/13/2017									
10/10/2017									
10/11/2017	0.39	0.11 (J)	<0.1		<0.1				<0.1
10/12/2017				<0.1		<0.1	<0.1	0.18 (J)	
12/13/2017	0.48								
1/10/2018									
1/11/2018	0.31	0.12 (J)	<0.1	<0.1	<0.1	<0.1		0.15 (J)	<0.1
1/12/2018							<0.1		
7/11/2018		0.13 (J)	<0.1			<0.1	<0.1		<0.1
7/12/2018	0.25			<0.1	<0.1			0.13 (J)	
1/29/2019		0.13 (J)	<0.1				0.031 (J)		<0.1
1/30/2019	0.35			<0.1	<0.1	<0.1		0.23 (J)	
3/26/2019			<0.1						<0.1
3/27/2019	0.24	0.1		<0.1	0.029	<0.1	0.034	0.12	
9/10/2019			0.032 (J)						
9/11/2019	0.26	0.099 (J)		0.036 (J)	0.036 (J)	0.032 (J)	0.045 (J)	0.1	0.032 (J)
3/31/2020									
4/1/2020		0.15	0.048 (J)	<0.1	<0.1	0.04 (J)	0.082 (J)	0.26	0.05 (J)
4/2/2020	0.26								
9/15/2020	0.21	0.099 (J)	<0.1		<0.1	<0.1	0.032 (J)	0.11	<0.1
9/16/2020				<0.1					
3/16/2021		0.13	<0.1	<0.1	<0.1		0.04 (J)	0.18	
3/17/2021	0.28					<0.1			<0.1
8/17/2021			0.045 (J)						

Prediction Limit

Constituent: Fluoride (mg/L) Analysis Run 8/2/2022 6:42 PM View: Appendix III - Interwell
Plant McIntosh Client: Southern Company Data: McIntosh LF4 CCR

	GWC-11	GWC-17 (bg)	GWA-14 (bg)	GWC-12	GWC-1	GWC-21	GWC-20	GWC-10	GWA-15 (bg)
8/18/2021	0.35			<0.1	<0.1			0.081 (J)	
8/19/2021		0.15				<0.1	0.044 (J)		0.035 (J)
2/22/2022		0.062 (J)	<0.1				0.033 (J)		<0.1
2/23/2022	0.36			0.043 (J)	<0.1	0.037 (J)		0.13	

Prediction Limit

Constituent: Fluoride (mg/L) Analysis Run 8/2/2022 6:42 PM View: Appendix III - Interwell
Plant McIntosh Client: Southern Company Data: McIntosh LF4 CCR

GWC-23

4/19/2016	
4/20/2016	
4/21/2016	
6/14/2016	
6/15/2016	
6/16/2016	0.04 (J)
8/9/2016	
8/10/2016	<0.1
8/11/2016	
9/26/2016	
9/27/2016	
9/28/2016	0.097 (J)
11/14/2016	
11/15/2016	
11/16/2016	0.092 (J)
1/10/2017	
1/11/2017	
1/12/2017	
1/13/2017	
1/16/2017	
1/17/2017	<0.1
2/28/2017	
3/1/2017	
3/2/2017	<0.1
4/19/2017	
4/20/2017	
4/24/2017	
4/25/2017	<0.1
7/13/2017	<0.1
10/10/2017	
10/11/2017	
10/12/2017	<0.1
12/13/2017	
1/10/2018	
1/11/2018	
1/12/2018	<0.1
7/11/2018	
7/12/2018	<0.1
1/29/2019	
1/30/2019	<0.1
3/26/2019	
3/27/2019	0.027
9/10/2019	
9/11/2019	0.041 (J)
3/31/2020	
4/1/2020	0.05 (J)
4/2/2020	
9/15/2020	0.028 (J)
9/16/2020	
3/16/2021	
3/17/2021	<0.1
8/17/2021	

Prediction Limit

Constituent: Fluoride (mg/L) Analysis Run 8/2/2022 6:42 PM View: Appendix III - Interwell
Plant McIntosh Client: Southern Company Data: McIntosh LF4 CCR

	GWC-23
8/18/2021	
8/19/2021	<0.1
2/22/2022	
2/23/2022	0.03 (J)

Prediction Limit

Constituent: pH (S.U.) Analysis Run 8/2/2022 6:42 PM View: Appendix III - Interwell

Plant McIntosh Client: Southern Company Data: McIntosh LF4 CCR

	GWC-12	GWA-3 (bg)	GWA-5 (bg)	GWC-1	GWA-2 (bg)	GWC-11	GWA-4A (bg)	GWC-10	GWC-9
6/19/2015	5.05	5.23	5.95						
6/20/2015				4.87	4.69	6.13	4.92	6.28	4.7
12/14/2015									
12/15/2015									
4/19/2016		4.92			4.99				4.98
4/20/2016	5.17		5.85	5.43		6.28	4.9		
4/21/2016								6.21	
6/14/2016		4.89	5.53		4.98		4.9		
6/15/2016	5.12			5.28		6.55			5.2
6/16/2016								6.27	
8/9/2016		4.92	5.44		4.72				
8/10/2016	5.12			5.15		6.22		6.12	4.78
8/11/2016							5.37		
9/26/2016					4.74				
9/27/2016	5.19	5.25	5.59	5.19		6.33	5.89	6.29	4.91
9/28/2016									
11/14/2016		4.96					5.94		
11/15/2016	5.14		5.58	5.2	4.8	6.28		6.12	4.81
11/16/2016									
1/10/2017		4.21			4.59		5.44		
1/11/2017			5.56						
1/12/2017	5.13			5.27		6.26		6.23	
1/13/2017									5.28
1/16/2017									
1/17/2017									
2/28/2017		4.95	5.53		4.91		5.49		
3/1/2017	5.05			5.31		6.41		6.15	4.81
3/2/2017									
4/19/2017		5.12			4.98				
4/20/2017	5.15		5.63	5.29			5.51		
4/24/2017						6.26		6.8	4.99
4/25/2017									
7/13/2017									
7/17/2017					4.61				
7/18/2017		4.89	5.51				5.26		
7/19/2017				5.03					
7/20/2017	5.04								
7/24/2017						6.27		6.19	4.82
7/25/2017									
10/17/2017	5.03	4.96	5.62	5.25	4.93	6.35	5.28	6.11	4.85
1/10/2018		4.93	5.59		4.78		5.05		
1/11/2018	5.13			5.02		6.15		6.32	
1/12/2018									4.83
7/11/2018		4.87 (D)	5.49		4.75 (D)		4.53		
7/12/2018	5.09 (D)			5.04 (D)		6.63 (D)		6.7 (D)	4.8 (D)
1/29/2019		4.98	5.39		4.91		4.66		
1/30/2019	5.01			5.21		6.09		6.2	4.88
3/26/2019			5.45				4.72		
3/27/2019	4.93	4.8		5.15	4.69	6.32		6.54	4.75
9/10/2019			5.71				4.72		
9/11/2019	5.04	5.03		4.8	4.77	6.37		6.63	4.8
3/31/2020			5.45				5.06		

Prediction Limit

Constituent: pH (S.U.) Analysis Run 8/2/2022 6:42 PM View: Appendix III - Interwell
Plant McIntosh Client: Southern Company Data: McIntosh LF4 CCR

	GWC-12	GWA-3 (bg)	GWA-5 (bg)	GWC-1	GWA-2 (bg)	GWC-11	GWA-4A (bg)	GWC-10	GWC-9
4/1/2020	5.05	4.92		5	4.77			6.52	4.93
4/2/2020						6.38			
9/15/2020		4.72	5.27	4.76	4.52	6.62		6.66	
9/16/2020	4.91						4.87		4.74
3/16/2021	4.97	4.91		4.89	4.76			6.48	
3/17/2021			4.8			6.58	4.9		4.69
8/17/2021		4.82			4.62				
8/18/2021	5.01			4.89		6.54		6.32	
8/19/2021			5.23				4.86		4.89
2/22/2022		4.9	5.34		4.69				
2/23/2022	5.1			4.92		6.28	4.8	6.46	5.07

Prediction Limit

Constituent: pH (S.U.) Analysis Run 8/2/2022 6:42 PM View: Appendix III - Interwell
 Plant McIntosh Client: Southern Company Data: McIntosh LF4 CCR

	GWC-21	GWC-20	GWA-16 (bg)	GWC-18 (bg)	GWC-17 (bg)	GWC-19	GWA-14 (bg)	GWA-13 (bg)	GWA-15 (bg)
6/19/2015									
6/20/2015									
12/14/2015	5.84	5.24	5.26	7.1	5.19				
12/15/2015						5.98	5.24	5.13	5.2
4/19/2016				6.87		5.98			
4/20/2016			5.16		5.26		5.41	5.16	
4/21/2016	5.43	4.88							5.18
6/14/2016									
6/15/2016			5.04		5.12		5.74	5.35	5.47
6/16/2016	5.23	4.85		6.84		5.85			
8/9/2016			5.07		5.09		5.41	4.89	5.01
8/10/2016	5.11	4.84				5.79			
8/11/2016				6.42					
9/26/2016									
9/27/2016	5.06	5.32	5.11		5.32		5.42	5.02	5.22
9/28/2016				6.57		5.9			
11/14/2016									
11/15/2016	5.01	4.97	5.11		5.25	5.66	5.33	5.04	5.07
11/16/2016				6.51					
1/10/2017									
1/11/2017			5.07	6.43	5.23		5.32		5
1/12/2017	4.99							5.19	
1/13/2017		4.97							
1/16/2017						5.65			
1/17/2017									
2/28/2017							5.32	4.86	5.1
3/1/2017	5		5.14	6.48	5.25	5.62			
3/2/2017									
4/19/2017									
4/20/2017			5.05		5.36		5.31	5.01	5.12
4/24/2017	5.8								
4/25/2017		4.91		6.58		5.59			
7/13/2017									
7/17/2017									
7/18/2017								4.88	
7/19/2017			4.95		5.12		5.19		4.84
7/20/2017									
7/24/2017									
7/25/2017	4.92	4.89		6.37		5.55			
10/17/2017	4.89	4.97	5.17	6.53	5.23	5.68	5.27	4.93	4.95
1/10/2018								4.9	
1/11/2018	4.98		4.97		5.28		5.19		5.01
1/12/2018		4.97		6.47					
7/11/2018	4.96 (D)	4.89 (D)	5.07	6.18 (D)	5.23 (D)	5.6 (D)	5.25 (D)	4.99 (D)	5.01
7/12/2018									
1/29/2019		4.94	4.83		5.35	5.58	5.25	4.82	5.18
1/30/2019	4.65			5.93					
3/26/2019			4.95				5.29	5.07	5.04
3/27/2019	4.96	4.94		6.11	5.25	5.59			
9/10/2019			5.12				5.18	5	
9/11/2019	4.99	4.96		6.3	5.16	5.58			5.28
3/31/2020							5.1		

Prediction Limit

Constituent: pH (S.U.) Analysis Run 8/2/2022 6:42 PM View: Appendix III - Interwell
Plant McIntosh Client: Southern Company Data: McIntosh LF4 CCR

	GWC-21	GWC-20	GWA-16 (bg)	GWC-18 (bg)	GWC-17 (bg)	GWC-19	GWA-14 (bg)	GWA-13 (bg)	GWA-15 (bg)
4/1/2020	5.04	5.03	4.95	6.15	5.3	5.67	5.26		5.35
4/2/2020									
9/15/2020	4.86	4.96	5.02	6.13	5.29		5.83	5.07	4.92
9/16/2020						5.43			
3/16/2021		4.78	4.68		4.83	5.45	4.76	4.47	
3/17/2021	4.8			5.99					5.41
8/17/2021			4.95				5.12		
8/18/2021								4.93	
8/19/2021	4.81	4.91		6.17	5.29	5.69			4.92
2/22/2022		5.02	4.98		5.29		5.2	4.91	5.15
2/23/2022	4.87			6.2		5.63			

Prediction Limit

Constituent: pH (S.U.) Analysis Run 8/2/2022 6:42 PM View: Appendix III - Interwell
Plant McIntosh Client: Southern Company Data: McIntosh LF4 CCR

GWC-23

6/19/2015	
6/20/2015	
12/14/2015	
12/15/2015	
4/19/2016	
4/20/2016	
4/21/2016	
6/14/2016	
6/15/2016	
6/16/2016	
8/9/2016	
8/10/2016	6.34
8/11/2016	
9/26/2016	
9/27/2016	
9/28/2016	6.29
11/14/2016	
11/15/2016	
11/16/2016	6.18
1/10/2017	
1/11/2017	
1/12/2017	
1/13/2017	
1/16/2017	
1/17/2017	5.68
2/28/2017	
3/1/2017	
3/2/2017	5.75
4/19/2017	
4/20/2017	
4/24/2017	
4/25/2017	5.65
7/13/2017	5.65
7/17/2017	
7/18/2017	
7/19/2017	
7/20/2017	
7/24/2017	
7/25/2017	5.24
10/17/2017	5.37
1/10/2018	
1/11/2018	
1/12/2018	5.35
7/11/2018	
7/12/2018	5.21 (D)
1/29/2019	
1/30/2019	5.14
3/26/2019	
3/27/2019	5.3
9/10/2019	
9/11/2019	5.24
3/31/2020	

Prediction Limit

Constituent: pH (S.U.) Analysis Run 8/2/2022 6:42 PM View: Appendix III - Interwell
Plant McIntosh Client: Southern Company Data: McIntosh LF4 CCR

	GWC-23
4/1/2020	5.23
4/2/2020	
9/15/2020	5.18
9/16/2020	
3/16/2021	
3/17/2021	4.97
8/17/2021	
8/18/2021	
8/19/2021	5.16
2/22/2022	
2/23/2022	5.11

Prediction Limit

Constituent: Total Dissolved Solids (mg/L) Analysis Run 8/2/2022 6:42 PM View: Appendix III - Interwell

Plant McIntosh Client: Southern Company Data: McIntosh LF4 CCR

	GWA-3 (bg)	GWC-9	GWC-18 (bg)	GWC-19	GWA-2 (bg)	GWA-5 (bg)	GWA-16 (bg)	GWA-4A (bg)	GWA-14 (bg)
4/19/2016	<10	49	106	34	<10				
4/20/2016						<10	<10	<10	<10
4/21/2016									
6/14/2016	46				55	62		67	65
6/15/2016		84					67		
6/16/2016			150	34					
8/9/2016	18				6	6	4 (J)		24
8/10/2016		44		32					
8/11/2016			78					<10	
9/26/2016					24				
9/27/2016	30	30				10	18	28	14
9/28/2016			43	13					
11/14/2016	26							48	
11/15/2016		32		64	38	32	26		18
11/16/2016			140						
1/10/2017	18				18			22	
1/11/2017			64			12	<10		6
1/12/2017									
1/13/2017		54							
1/16/2017				12					
1/17/2017									
2/28/2017	22				12	<10		32	14
3/1/2017		34	88	72			6		
3/2/2017									
4/19/2017	14				14				
4/20/2017						34	<10	20	<10
4/24/2017		<10							
4/25/2017			92	62					
7/13/2017									
10/10/2017					10			24	
10/11/2017	30					40	24		22
10/12/2017		20	54	38					
12/12/2017									
12/13/2017									
1/10/2018	28				6	48		42	
1/11/2018							6		36
1/12/2018		48	110	81					
7/11/2018	12 (J)		16 (J)	38 (J)	16 (J)	22 (J)	24 (J)	<5 (J)	20 (J)
7/12/2018		42 (J)							
1/29/2019	27			62	36	34	26	26	22
1/30/2019		42 (J)	100 (J)						
3/26/2019						21	27	39	17
3/27/2019	35	34	79	61	36				
9/10/2019						13	13	36	16
9/11/2019	15	43	45	49	28				
3/31/2020						28		27	
4/1/2020	20	36	73	52	32		15		<10
4/2/2020									
9/15/2020	<10		64		22	23	14		17
9/16/2020		<10		60				21	
3/16/2021	25			65	24		20		17
3/17/2021		40	59			31		36	

Prediction Limit

Constituent: Total Dissolved Solids (mg/L) Analysis Run 8/2/2022 6:42 PM View: Appendix III - Interwell
Plant McIntosh Client: Southern Company Data: McIntosh LF4 CCR

	GWA-3 (bg)	GWC-9	GWC-18 (bg)	GWC-19	GWA-2 (bg)	GWA-5 (bg)	GWA-16 (bg)	GWA-4A (bg)	GWA-14 (bg)
8/17/2021	21				48		19		19
8/18/2021									
8/19/2021		37	71	57		20		26	
2/22/2022	16				27	21	17		16
2/23/2022		30	54	41				21	

Prediction Limit

Constituent: Total Dissolved Solids (mg/L) Analysis Run 8/2/2022 6:42 PM View: Appendix III - Interwell
 Plant McIntosh Client: Southern Company Data: McIntosh LF4 CCR

	GWA-13 (bg)	GWC-1	GWC-17 (bg)	GWC-11	GWC-12	GWC-20	GWC-21	GWC-10	GWA-15 (bg)
4/19/2016									
4/20/2016	<10	<10	29	32	41				
4/21/2016						28	<10	49	<10
6/14/2016	47								
6/15/2016		52	85	81	27				58
6/16/2016						42	30	109	
8/9/2016	10		<10						6
8/10/2016		10		64	6	6	<10	58	
8/11/2016									
9/26/2016									
9/27/2016	16	30	6	60	16	20	14	100	16
9/28/2016									
11/14/2016									
11/15/2016	4 (J)	32	24	72	22	82	58	94	18
11/16/2016									
1/10/2017									
1/11/2017			20						8
1/12/2017	26	52		84	44		38	110	
1/13/2017						36			
1/16/2017									
1/17/2017									
2/28/2017	6								4 (J)
3/1/2017		44	38	64	8	40	32	110	
3/2/2017									
4/19/2017									
4/20/2017	<10	20	6		<10				10
4/24/2017				46			16	32	
4/25/2017						14			
7/13/2017									
10/10/2017									
10/11/2017	32	54	48	88					26
10/12/2017					12	22	12	74	
12/12/2017								150	
12/13/2017				68					
1/10/2018	10								
1/11/2018		100	18	10	34		20	150	56
1/12/2018						56			
7/11/2018	28 (J)		22 (J)			32 (J)	52 (J)		<5 (J)
7/12/2018		24 (J)		94 (J)	26 (J)			140 (J)	
1/29/2019	24		37			27			23
1/30/2019		55 (J)		89 (J)	22 (J)		43 (J)	160 (J)	
3/26/2019	<10								17
3/27/2019		26	38	79	24	57	33	130	
9/10/2019	21								
9/11/2019		49	31	39	28	45	23	130	15
3/31/2020	17								
4/1/2020		39	27		20	26	21	130	21
4/2/2020				63					
9/15/2020	17	25	26	82		34	24	140	13
9/16/2020					17				
3/16/2021	23	29	25		19	37		130	
3/17/2021				81			24		29

Prediction Limit

Constituent: Total Dissolved Solids (mg/L) Analysis Run 8/2/2022 6:42 PM View: Appendix III - Interwell
Plant McIntosh Client: Southern Company Data: McIntosh LF4 CCR

	GWA-13 (bg)	GWC-1	GWC-17 (bg)	GWC-11	GWC-12	GWC-20	GWC-21	GWC-10	GWA-15 (bg)
8/17/2021									
8/18/2021	21	33		97	20			140	
8/19/2021			32			40	32		21
2/22/2022	17		27			33			22
2/23/2022		31		70	16		26	130	

Prediction Limit

Constituent: Total Dissolved Solids (mg/L) Analysis Run 8/2/2022 6:42 PM View: Appendix III - Interwell
Plant McIntosh Client: Southern Company Data: McIntosh LF4 CCR

GWC-23

4/19/2016	
4/20/2016	
4/21/2016	
6/14/2016	
6/15/2016	
6/16/2016	78
8/9/2016	
8/10/2016	88
8/11/2016	
9/26/2016	
9/27/2016	
9/28/2016	35
11/14/2016	
11/15/2016	
11/16/2016	98
1/10/2017	
1/11/2017	
1/12/2017	
1/13/2017	
1/16/2017	
1/17/2017	36
2/28/2017	
3/1/2017	
3/2/2017	38
4/19/2017	
4/20/2017	
4/24/2017	
4/25/2017	28
7/13/2017	20
10/10/2017	
10/11/2017	
10/12/2017	24
12/12/2017	
12/13/2017	
1/10/2018	
1/11/2018	
1/12/2018	43
7/11/2018	
7/12/2018	40
1/29/2019	
1/30/2019	38 (J)
3/26/2019	
3/27/2019	42
9/10/2019	
9/11/2019	24
3/31/2020	
4/1/2020	25
4/2/2020	
9/15/2020	27
9/16/2020	
3/16/2021	
3/17/2021	24

Prediction Limit

Constituent: Total Dissolved Solids (mg/L) Analysis Run 8/2/2022 6:42 PM View: Appendix III - Interwell
Plant McIntosh Client: Southern Company Data: McIntosh LF4 CCR

GWC-23

8/17/2021	
8/18/2021	
8/19/2021	32
2/22/2022	
2/23/2022	23

FIGURE M.

Appendix III Trend Tests - Significant Results

Plant McIntosh Client: Southern Company Data: McIntosh LF4 CCR Printed 8/2/2022, 6:48 PM

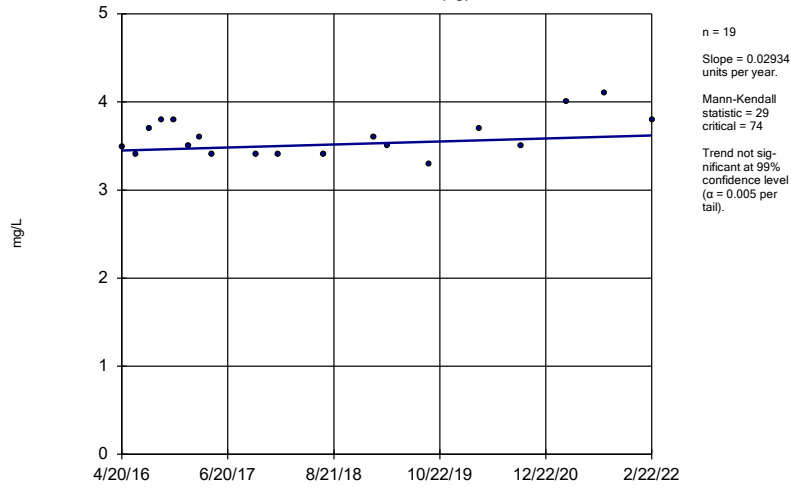
Constituent	Well	Slope	Calc.	Critical	Sig.	N	%NDs	Normality	Xform	Alpha	Method
Chloride (mg/L)	GWA-3 (bg)	-0.7892	-142	-74	Yes	19	0	n/a	n/a	0.01	NP
Chloride (mg/L)	GWC-9	-0.6528	-127	-92	Yes	22	0	n/a	n/a	0.01	NP
Sulfate (mg/L)	GWA-14 (bg)	-0.2267	-93	-74	Yes	19	31.58	n/a	n/a	0.01	NP
Sulfate (mg/L)	GWC-17 (bg)	-0.1	-91	-74	Yes	19	52.63	n/a	n/a	0.01	NP

Appendix III Trend Tests - All Results

Plant McIntosh Client: Southern Company Data: McIntosh LF4 CCR Printed 8/2/2022, 6:48 PM

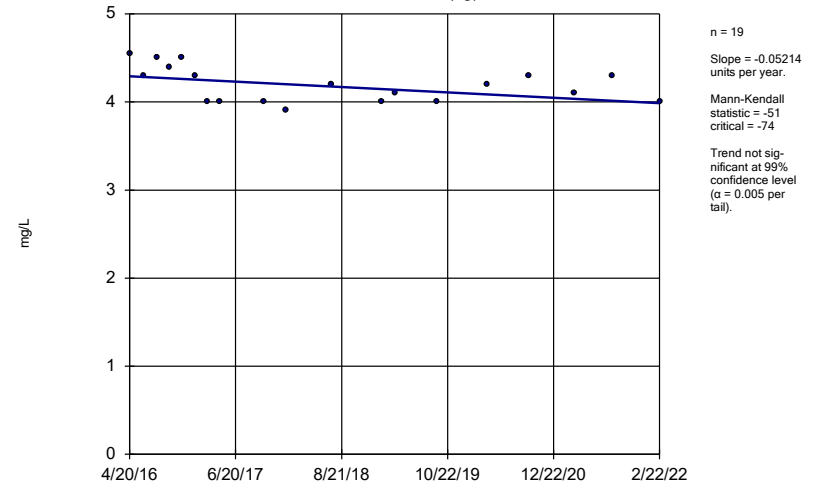
Constituent	Well	Slope	Calc.	Critical	Sig.	N	%NDs	Normality	Xform	Alpha	Method
Chloride (mg/L)	GWA-13 (bg)	0.02934	29	74	No	19	0	n/a	n/a	0.01	NP
Chloride (mg/L)	GWA-14 (bg)	-0.05214	-51	-74	No	19	0	n/a	n/a	0.01	NP
Chloride (mg/L)	GWA-16 (bg)	0	-7	-74	No	19	0	n/a	n/a	0.01	NP
Chloride (mg/L)	GWA-2 (bg)	-0.03728	-33	-74	No	19	0	n/a	n/a	0.01	NP
Chloride (mg/L)	GWA-3 (bg)	-0.7892	-142	-74	Yes	19	0	n/a	n/a	0.01	NP
Chloride (mg/L)	GWA-15 (bg)	0	2	74	No	19	0	n/a	n/a	0.01	NP
Chloride (mg/L)	GWC-17 (bg)	0.07026	53	74	No	19	0	n/a	n/a	0.01	NP
Chloride (mg/L)	GWC-18 (bg)	-0.06718	-44	-74	No	19	0	n/a	n/a	0.01	NP
Chloride (mg/L)	GWA-4A (bg)	0.09648	52	74	No	19	0	n/a	n/a	0.01	NP
Chloride (mg/L)	GWA-5 (bg)	0.05267	33	68	No	18	0	n/a	n/a	0.01	NP
Chloride (mg/L)	GWC-9	-0.6528	-127	-92	Yes	22	0	n/a	n/a	0.01	NP
Sulfate (mg/L)	GWA-13 (bg)	0	23	74	No	19	63.16	n/a	n/a	0.01	NP
Sulfate (mg/L)	GWA-14 (bg)	-0.2267	-93	-74	Yes	19	31.58	n/a	n/a	0.01	NP
Sulfate (mg/L)	GWA-16 (bg)	0	-3	-74	No	19	68.42	n/a	n/a	0.01	NP
Sulfate (mg/L)	GWA-2 (bg)	0	-28	-74	No	19	57.89	n/a	n/a	0.01	NP
Sulfate (mg/L)	GWA-3 (bg)	0	-13	-74	No	19	47.37	n/a	n/a	0.01	NP
Sulfate (mg/L)	GWC-12	0	15	74	No	19	57.89	n/a	n/a	0.01	NP
Sulfate (mg/L)	GWA-15 (bg)	0	-4	-74	No	19	57.89	n/a	n/a	0.01	NP
Sulfate (mg/L)	GWC-17 (bg)	-0.1	-91	-74	Yes	19	52.63	n/a	n/a	0.01	NP
Sulfate (mg/L)	GWC-18 (bg)	-0.2361	-74	-74	No	19	0	n/a	n/a	0.01	NP
Sulfate (mg/L)	GWC-19	-0.09555	-32	-74	No	19	0	n/a	n/a	0.01	NP
Sulfate (mg/L)	GWA-4A (bg)	-0.1482	-12	-74	No	19	0	n/a	n/a	0.01	NP
Sulfate (mg/L)	GWA-5 (bg)	0	18	74	No	19	73.68	n/a	n/a	0.01	NP

Sen's Slope Estimator GWA-13 (bg)



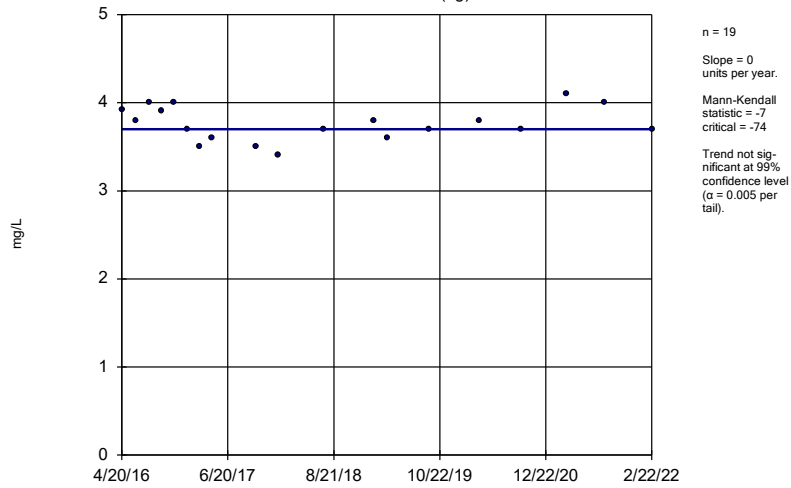
Constituent: Chloride Analysis Run 8/2/2022 6:46 PM View: Appendix III - Trend Tests
Plant McIntosh Client: Southern Company Data: McIntosh LF4 CCR

Sen's Slope Estimator GWA-14 (bg)



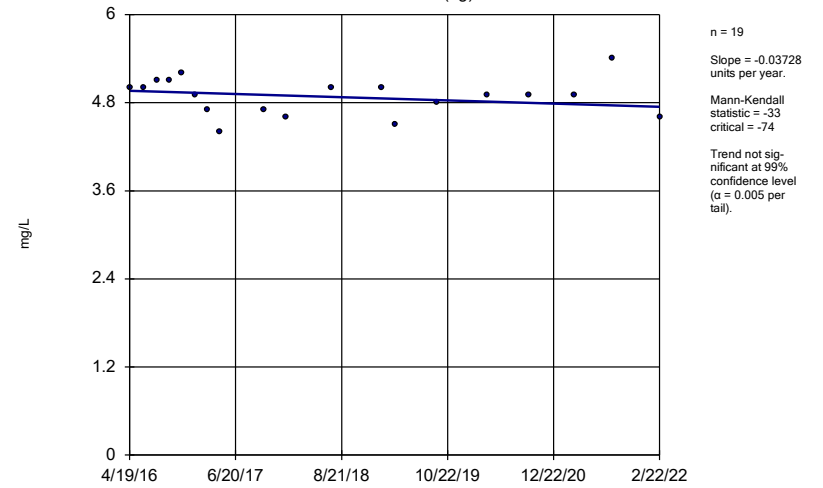
Constituent: Chloride Analysis Run 8/2/2022 6:46 PM View: Appendix III - Trend Tests
Plant McIntosh Client: Southern Company Data: McIntosh LF4 CCR

Sen's Slope Estimator GWA-16 (bg)



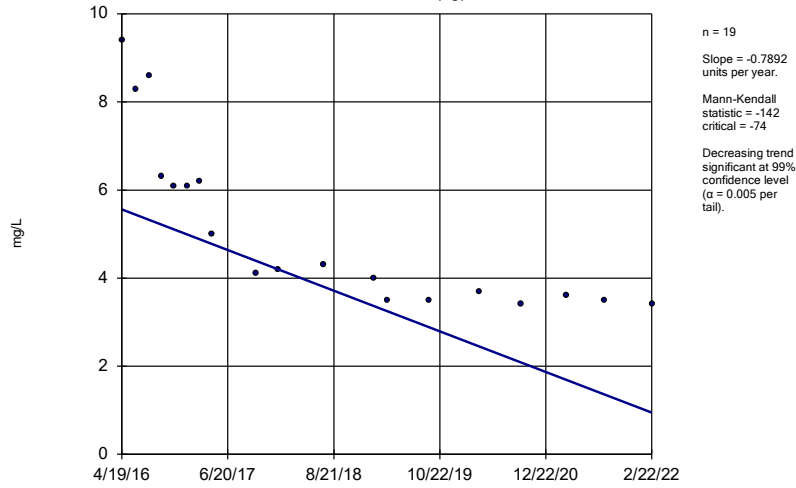
Constituent: Chloride Analysis Run 8/2/2022 6:46 PM View: Appendix III - Trend Tests
Plant McIntosh Client: Southern Company Data: McIntosh LF4 CCR

Sen's Slope Estimator GWA-2 (bg)



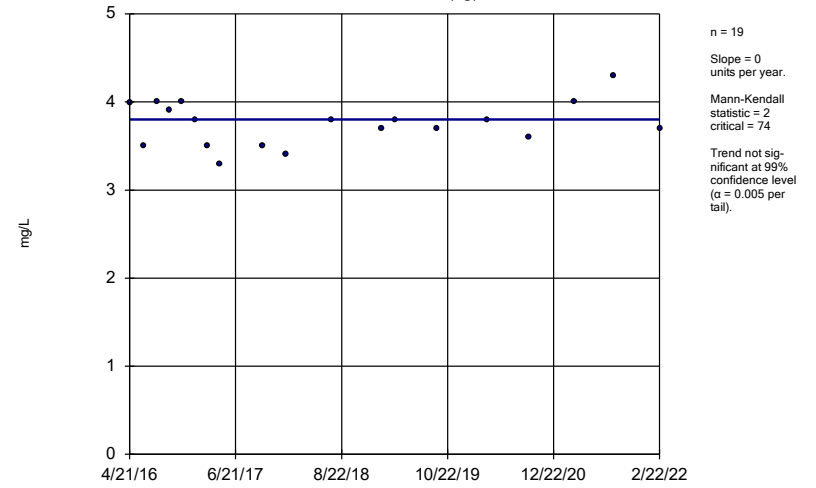
Constituent: Chloride Analysis Run 8/2/2022 6:46 PM View: Appendix III - Trend Tests
Plant McIntosh Client: Southern Company Data: McIntosh LF4 CCR

Sen's Slope Estimator GWA-3 (bg)



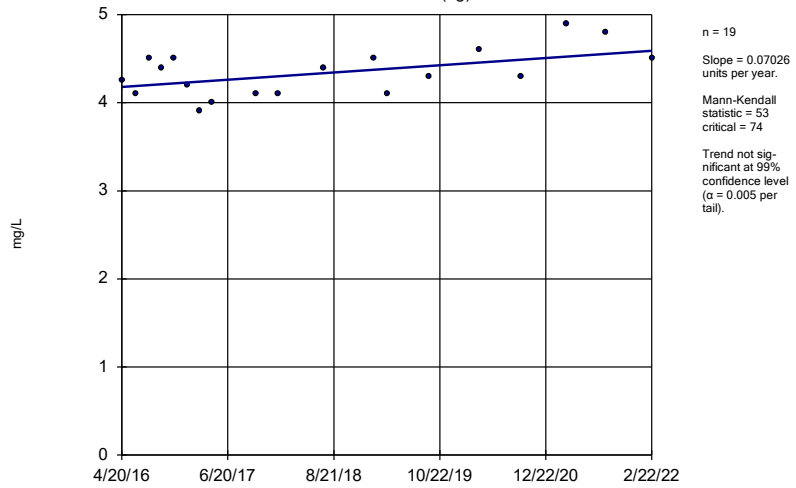
Constituent: Chloride Analysis Run 8/2/2022 6:46 PM View: Appendix III - Trend Tests
Plant McIntosh Client: Southern Company Data: McIntosh LF4 CCR

Sen's Slope Estimator GWA-15 (bg)



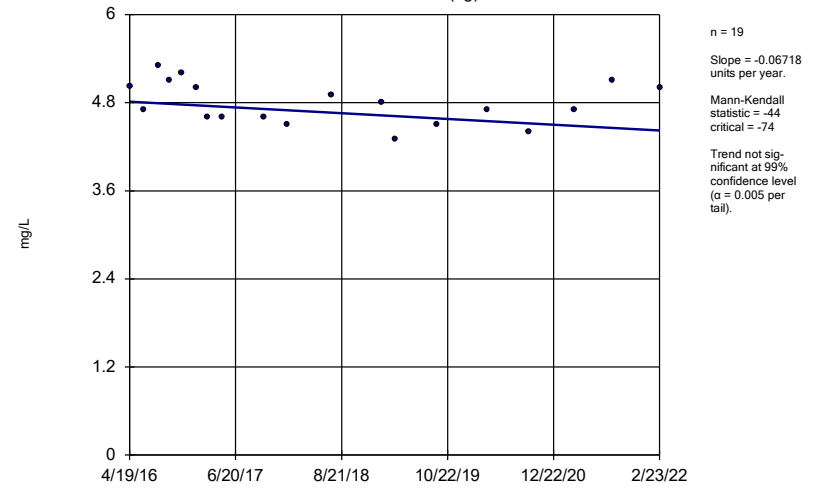
Constituent: Chloride Analysis Run 8/2/2022 6:46 PM View: Appendix III - Trend Tests
Plant McIntosh Client: Southern Company Data: McIntosh LF4 CCR

Sen's Slope Estimator GWC-17 (bg)



Constituent: Chloride Analysis Run 8/2/2022 6:46 PM View: Appendix III - Trend Tests
Plant McIntosh Client: Southern Company Data: McIntosh LF4 CCR

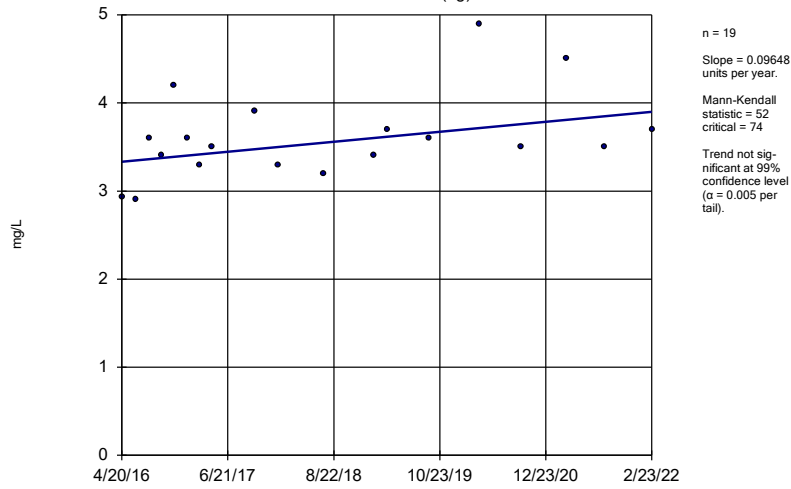
Sen's Slope Estimator GWC-18 (bg)



Constituent: Chloride Analysis Run 8/2/2022 6:46 PM View: Appendix III - Trend Tests
Plant McIntosh Client: Southern Company Data: McIntosh LF4 CCR

Sen's Slope Estimator

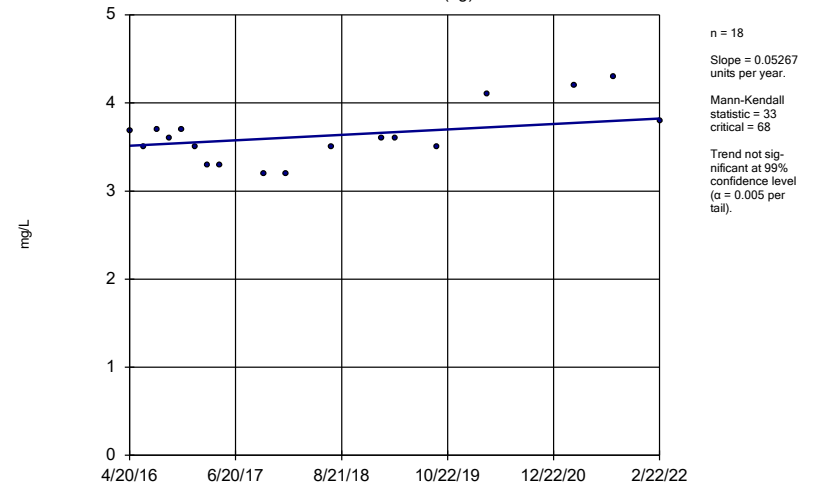
GWA-4A (bg)



Constituent: Chloride Analysis Run 8/2/2022 6:46 PM View: Appendix III - Trend Tests
Plant McIntosh Client: Southern Company Data: McIntosh LF4 CCR

Sen's Slope Estimator

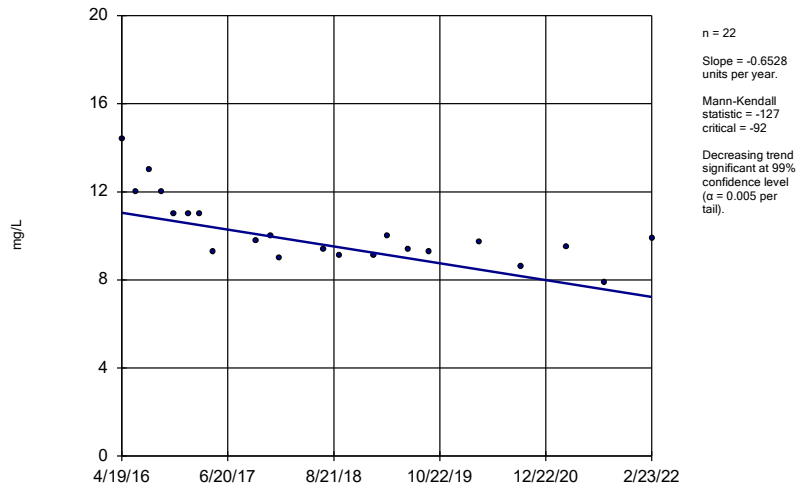
GWA-5 (bg)



Constituent: Chloride Analysis Run 8/2/2022 6:46 PM View: Appendix III - Trend Tests
Plant McIntosh Client: Southern Company Data: McIntosh LF4 CCR

Sen's Slope Estimator

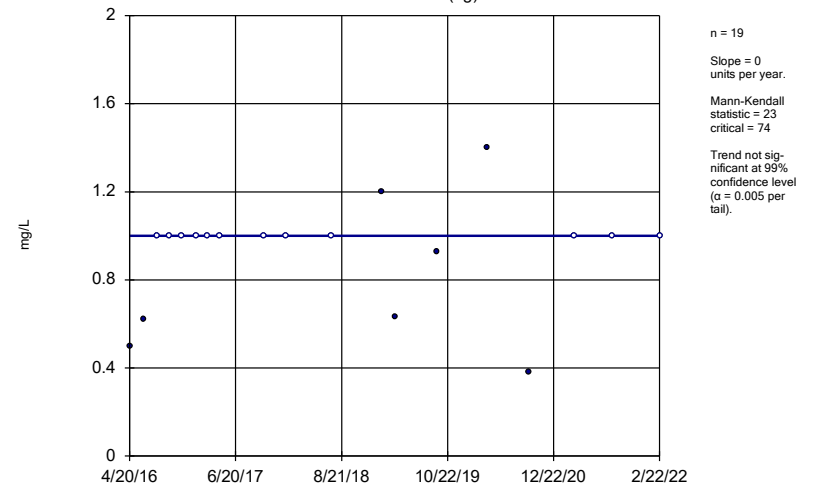
GWC-9



Constituent: Chloride Analysis Run 8/2/2022 6:46 PM View: Appendix III - Trend Tests
Plant McIntosh Client: Southern Company Data: McIntosh LF4 CCR

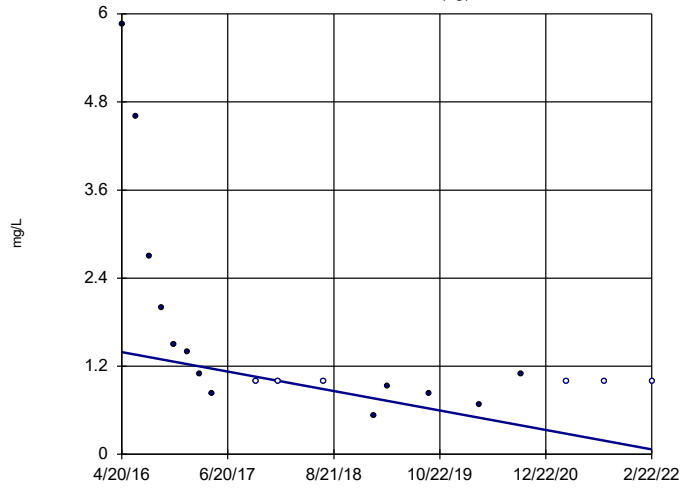
Sen's Slope Estimator

GWA-13 (bg)



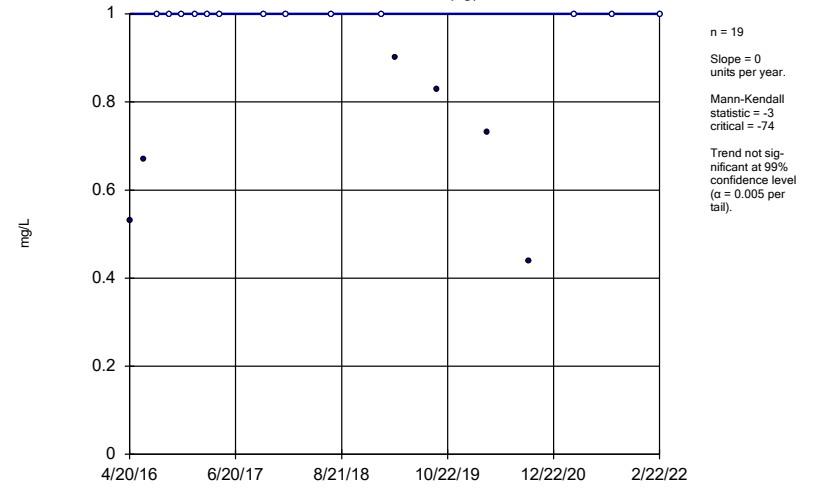
Constituent: Sulfate Analysis Run 8/2/2022 6:46 PM View: Appendix III - Trend Tests
Plant McIntosh Client: Southern Company Data: McIntosh LF4 CCR

Sen's Slope Estimator
GWA-14 (bg)



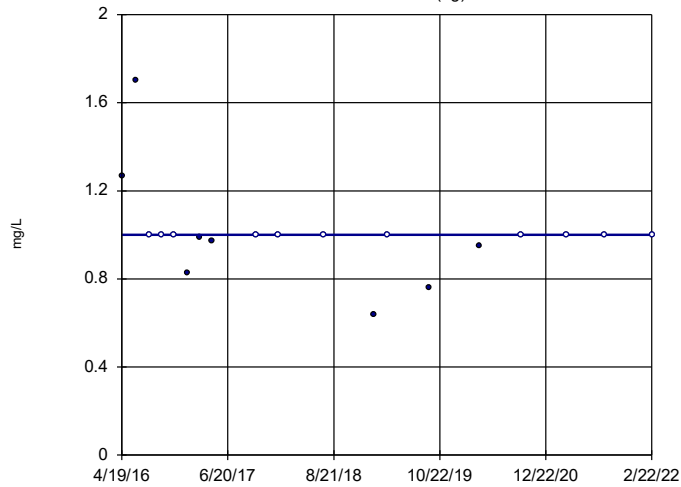
Constituent: Sulfate Analysis Run 8/2/2022 6:46 PM View: Appendix III - Trend Tests
Plant McIntosh Client: Southern Company Data: McIntosh LF4 CCR

Sen's Slope Estimator
GWA-16 (bg)



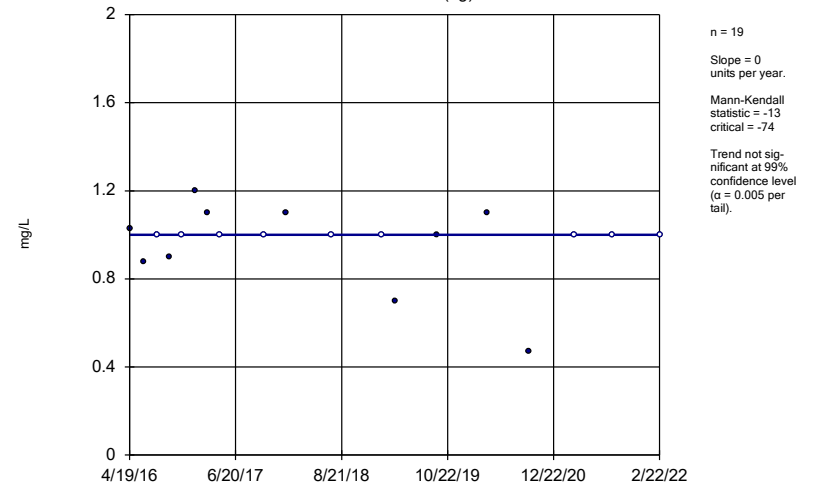
Constituent: Sulfate Analysis Run 8/2/2022 6:46 PM View: Appendix III - Trend Tests
Plant McIntosh Client: Southern Company Data: McIntosh LF4 CCR

Sen's Slope Estimator
GWA-2 (bg)



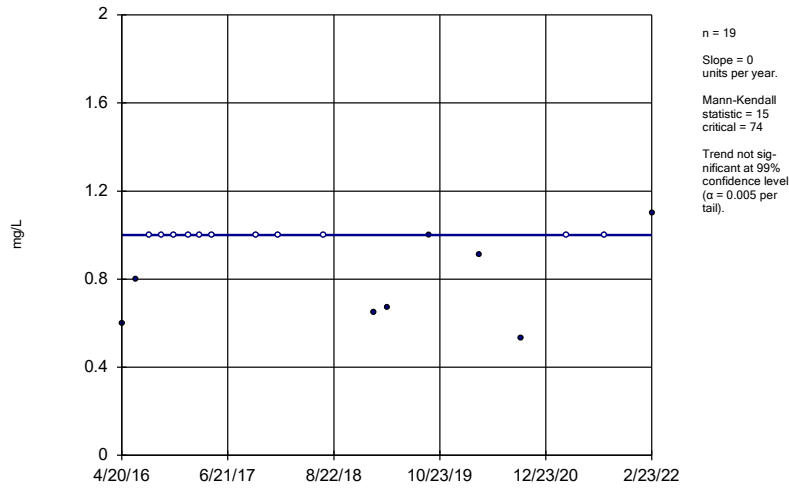
Constituent: Sulfate Analysis Run 8/2/2022 6:46 PM View: Appendix III - Trend Tests
Plant McIntosh Client: Southern Company Data: McIntosh LF4 CCR

Sen's Slope Estimator
GWA-3 (bg)



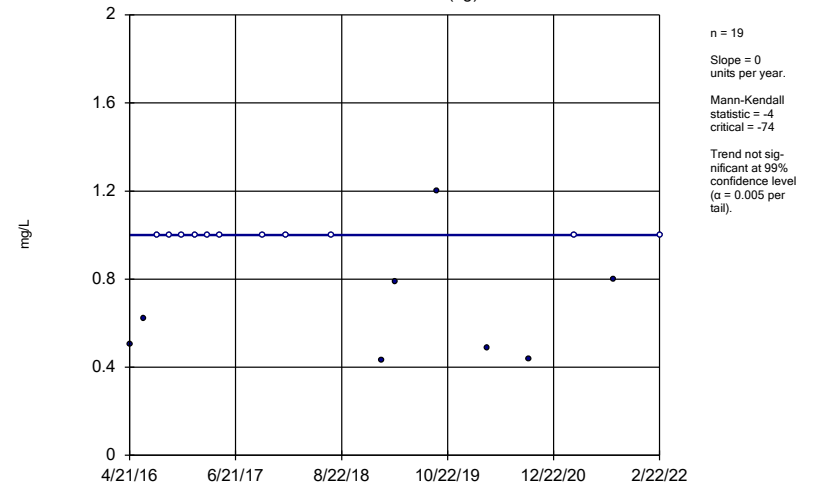
Constituent: Sulfate Analysis Run 8/2/2022 6:46 PM View: Appendix III - Trend Tests
Plant McIntosh Client: Southern Company Data: McIntosh LF4 CCR

Sen's Slope Estimator
GWC-12



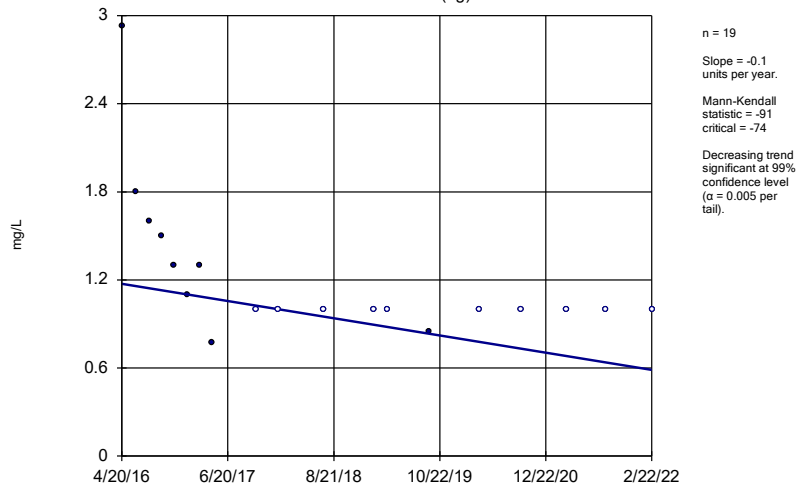
Constituent: Sulfate Analysis Run 8/2/2022 6:46 PM View: Appendix III - Trend Tests
Plant McIntosh Client: Southern Company Data: McIntosh LF4 CCR

Sen's Slope Estimator
GWA-15 (bg)



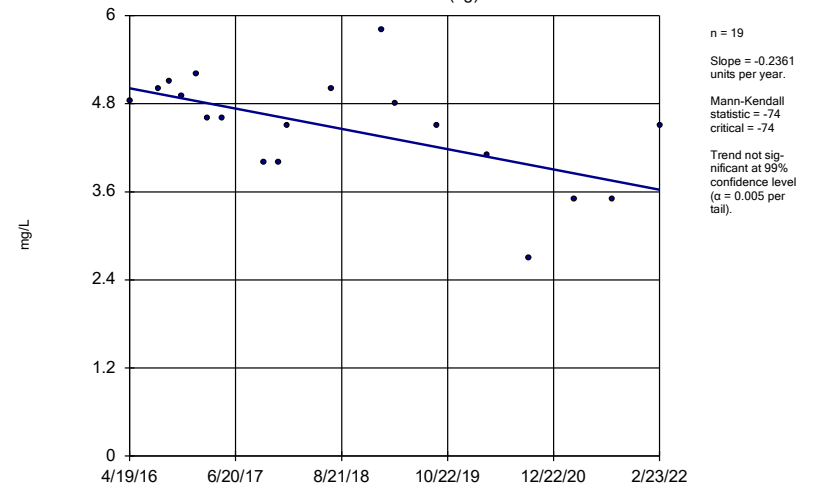
Constituent: Sulfate Analysis Run 8/2/2022 6:46 PM View: Appendix III - Trend Tests
Plant McIntosh Client: Southern Company Data: McIntosh LF4 CCR

Sen's Slope Estimator
GWC-17 (bg)



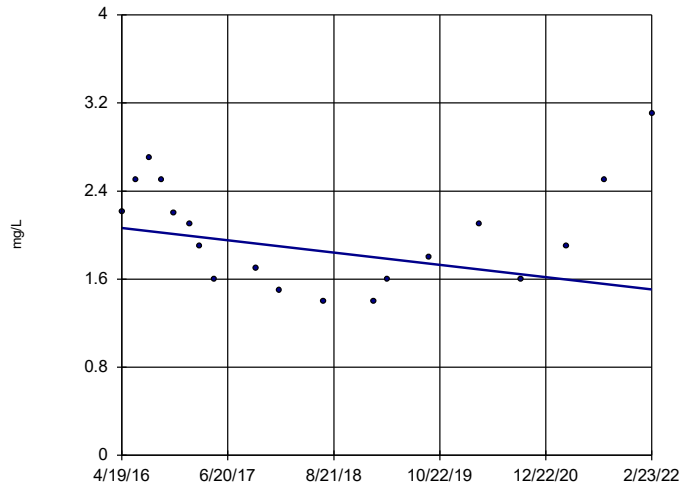
Constituent: Sulfate Analysis Run 8/2/2022 6:46 PM View: Appendix III - Trend Tests
Plant McIntosh Client: Southern Company Data: McIntosh LF4 CCR

Sen's Slope Estimator
GWC-18 (bg)



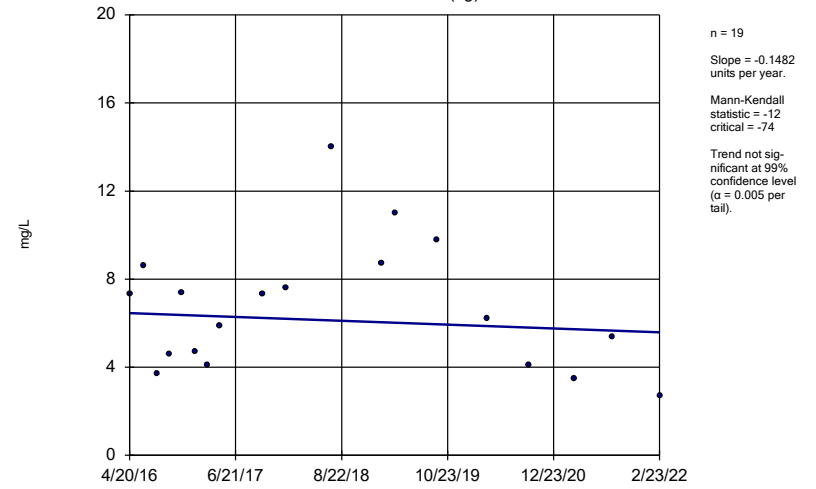
Constituent: Sulfate Analysis Run 8/2/2022 6:46 PM View: Appendix III - Trend Tests
Plant McIntosh Client: Southern Company Data: McIntosh LF4 CCR

Sen's Slope Estimator GWC-19



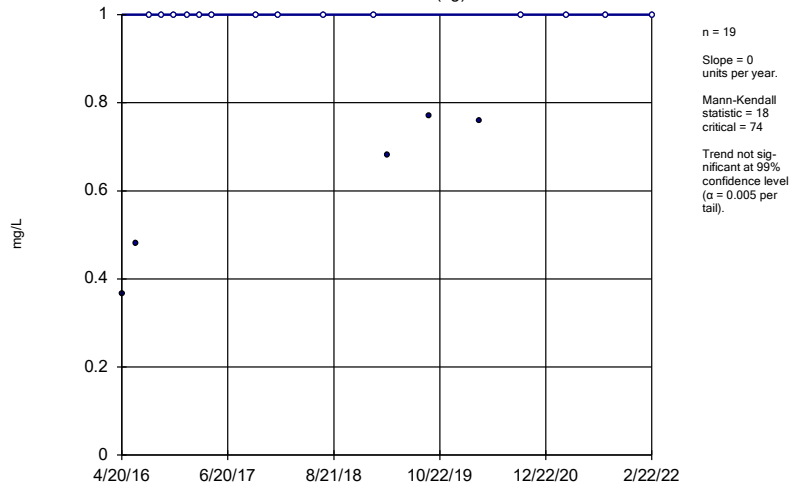
Constituent: Sulfate Analysis Run 8/2/2022 6:46 PM View: Appendix III - Trend Tests
Plant McIntosh Client: Southern Company Data: McIntosh LF4 CCR

Sen's Slope Estimator GWA-4A (bg)



Constituent: Sulfate Analysis Run 8/2/2022 6:46 PM View: Appendix III - Trend Tests
Plant McIntosh Client: Southern Company Data: McIntosh LF4 CCR

Sen's Slope Estimator GWA-5 (bg)



Constituent: Sulfate Analysis Run 8/2/2022 6:46 PM View: Appendix III - Trend Tests
Plant McIntosh Client: Southern Company Data: McIntosh LF4 CCR


APPENDIX B

*Statistical Analysis Report
August 2022 Monitoring Event*

GROUNDWATER STATS CONSULTING

January 31, 2023

Southern Company Services
Attn: Ms. Lauren Hartley
241 Ralph McGill Blvd NE, Bin 10160
Atlanta, Georgia 30308



Re: Plant McIntosh Landfill #4
Statistical Analysis – August 2022

Dear Ms. Hartley,

Groundwater Stats Consulting, formerly the statistical consulting division of Sanitas Technologies, is pleased to provide the statistical analysis of the August 2022 Semi-Annual Groundwater Detection Monitoring statistical analysis for Georgia Power Company's McIntosh Landfill #4. The analysis complies with the federal rule for the Disposal of Coal Combustion Residuals (CCR) from Electric Utilities (CCR Rule, 2015), the Georgia Environmental Protection Division (EPD) Rules for Solid Waste Management Chapter 391-3-4-.10, and follows the United States Environmental Protection Agency (USEPA) Unified Guidance (2009).

Sampling began for the CCR program in 2016, and for the Georgia EPD's Solid Waste Permit as early as 2006 for some wells. At least 8 background samples have been collected at each of the groundwater monitoring wells. Semi-annual sampling for select constituents has been performed for several years in accordance with the Georgia Department of Natural Resources, Environmental Protection Division groundwater monitoring regulations; and all available data are evaluated in this report.

The monitoring well network, as provided by Southern Company Services, consists of the following:

- **Upgradient:** GWA-2, GWA-3, GWA-4A, GWA-5, GWA-13, GWA-14, GWA-15, GWA-16, GWC-17, and GWC-18

- **Downgradient:** GWC-1, GWC-9, GWC-10, GWC-11, GWC-12, GWC-19, GWC-20, GWC-21, and GWC-23

Data were sent electronically to Groundwater Stats Consulting, and the statistical analysis was reviewed by Andrew Collins, Project Manager for Groundwater Stats Consulting. The analysis is prepared according to the recommended statistical methodology prepared in the Fall 2017 by Dr. Kirk Cameron, PhD Statistician with MacStat Consulting, primary author of the USEPA Unified Guidance.

The following constituents were evaluated:

- **CCR Appendix III** - boron, calcium, chloride, fluoride, pH, sulfate, and TDS
- **Georgia EPD Appendix I** - antimony, arsenic, barium, beryllium, cadmium, chromium, cobalt, copper, lead, mercury, nickel, selenium, silver, thallium, vanadium, and zinc

Note that when there are no detections present in downgradient wells for a given constituent, statistical analyses are not required. A list of Appendix I well/constituent pairs with 100% non-detects follows this letter. Since mercury was not required by the previous permit, time series and box plots are provided, but no statistical analyses were required for this constituent.

Due to varying detection limits in background data sets, generally due to improved laboratory practices, a substitution of the most recent reporting limit is used for all non-detects. Note that for calculation of intrawell prediction limits, substitution of the most recent reporting limit is performed separately for each well/parameter pair which can result in a different reporting limit for individual wells. This substitution method generally gives the most conservative limit in each case. In the time series plots, a single reporting limit substitution is used across all wells for a given parameter since the wells are plotted as a group.

Time series plots for CCR Appendix III and Georgia EPD Appendix I parameters at all wells are provided for the purpose of screening data at these wells (Figure A). Additionally, a separate section of box plots is included for all constituents at upgradient and downgradient wells (Figure B). The time series plots are used to initially screen for suspected outliers and trends, while the box plots provide visual representation of variation within individual wells and between all wells. Values in background which have been flagged as outliers may be seen in a lighter font and as a disconnected symbol on the graphs.

Data at all wells were evaluated during the background screening in 2019 for the following: 1) outliers; 2) trends; 3) most appropriate statistical method based on site characteristics of groundwater data upgradient of the facility; and 4) eligibility of downgradient wells when intrawell statistical methods are recommended. Power curves are provided in this screening to demonstrate that the selected statistical methods for the parameters listed above comply with the USEPA Unified Guidance and the Georgia Environmental Protection Division Rules for Solid Waste Management Chapter 391-3-4-.10. The EPA suggests the selected statistical method should provide at least 55% power at 3 standard deviations or at least 80% power at 4 standard deviations. Power curves were based on the following:

Georgia EPD Appendix I Constituents:

- Semi-Annual Sampling
- Intrawell Prediction Limits with 1-of-2 resample plan (all Georgia EPD parameters)
- # Constituents: 15 (Mercury not included)
- # Downgradient wells: 9

CCR Appendix III Constituents:

- Semi-Annual Sampling
- Intrawell Prediction Limits with 1-of-2 resample plan – (sulfate)
- Interwell Prediction Limits with 1-of-2 resample plan – (boron, calcium, chloride, fluoride, pH, and TDS)
- # Constituents: 7
- # Downgradient wells: 9

Parametric prediction limits are utilized when the screened historical data follow a normal or transformed-normal distribution. When data cannot be normalized or the majority of data are non-detects, a nonparametric test is utilized. While the false positive rate associated with the parametric limits is based on an annual 10% (5% for each semi-annual sample event) as recommended by the EPA Unified Guidance (2009), the false positive rate associated with the nonparametric limits is dependent upon the available background sample size, number of future comparisons, and verification resample plan. The distribution of data is tested using the Shapiro-Wilk/Shapiro-Francia test for normality. After testing for normality and performing any adjustments as discussed below (US EPA, 2009), data are analyzed using either parametric or non-parametric prediction limits. Non-detects are handled as follows:

- No statistical analyses are required on wells and analytes containing 100% non-detects (USEPA Unified Guidance, 2009, Chapter 6).
- When data contain <15% non-detects in background, simple substitution of one-half the reporting limit is utilized in the statistical analysis. The reporting limit utilized for non-detects is the most recent practical quantification limit (PQL) as reported by the laboratory.
- When data contain between 15-50% non-detects, the Kaplan-Meier non-detect adjustment is applied to the background data. This technique adjusts the mean and standard deviation of the historical concentrations to account for concentrations below the reporting limit.
- Nonparametric prediction limits are used on data containing greater than 50% non-detects.

Natural systems continuously evolve due to physical changes made to the environment. Examples include capping a landfill, paving areas near a well, or lining a drainage channel to prevent erosion. Periodic updating of background statistical limits is necessary to accommodate these types of changes. In the interwell case, prediction limits are updated with upgradient well data during each event after careful screening for any new outliers. In the intrawell case, data for all wells and constituents may re-evaluated when a minimum of 4 new data points are available to determine whether earlier concentrations are representative of present-day groundwater quality. In some cases, an earlier portion of data is deselected prior to construction of limits to provide sensitive limits that will rapidly detect changes in groundwater quality. Even though the data are excluded from the calculation, the values will continue to be reported and shown in tables and graphs.

Two-Step Statistical Analysis

Intrawell statistical methods, combined with a 1-of-2 resample plan, may be used as a conservative first step for identifying potential facility impacts in downgradient wells. Intrawell methods use background data for individual wells and may be overly sensitive to natural variation. In particular for nonparametric limits with small background sample sizes, the probability of a false positive is much higher than the desired annual sitewide rate of 10%. Therefore, a large number of exceedances may occur as a result of natural variation rather than facility impacts. A second step can be used to further evaluate those exceedances and reduce the overall number of SSIs that result from natural variation. In instances where intrawell statistical methods identify an apparent SSI, a second step of interwell statistical evaluation may be used to determine whether the measurement exceeds the sitewide background limit based on pooled upgradient well data. This is similar in concept to the procedure used in compliance monitoring programs where an interwell statistical limit is used to determine "background" (USEPA Unified Guidance

(2009), Chapter 7, Section 7.5). For the detection monitoring program, if the result does not exceed sitewide (interwell) background, an SSI is not declared.

When the result exceeds the sitewide (interwell) background, the 1-of-2 resample plan allows for collection of an independent resample to confirm or disconfirm the initial finding. A statistically significant increase is not declared unless the resample also exceeds the intrawell prediction limit (United States Environmental Protection Agency (USEPA) Unified Guidance, March 2009, Chapter 19). When the resamples confirm the initial exceedance, further research would be required to identify the cause of the exceedance (i.e., impact from the site, natural variation, or an off-site source). When any resample falls within the statistical limit, the initial exceedance is considered to be a false positive result, and no further action is necessary. In cases where intrawell and interwell exceedances are noted and no resamples are collected, the initial exceedance will be considered a confirmed statistically significant increase (SSI).

Trend tests, in addition to interwell prediction limits, are recommended for well/constituent pairs found to have an initial intrawell SSI. Trend analysis will provide for detection of long-term changes and potential facility impacts at a given well in cases where the concentrations at that well remain below the sitewide upgradient limits. Thus, the two-step approach has additional capability to detect long-term changes at downgradient wells compared to interwell methods alone. While a trend may be identified by visual inspection, a quantification of the trend and its significance is needed to identify whether concentrations are statistically significantly increasing, decreasing, or remaining stable over time. The absence of a statistically significant increasing trend indicates that an initial intrawell exceedance is short-term and may be the result of natural variation rather than a facility impact to groundwater. If a facility impact has occurred, it will likely result in additional exceedances in future sampling events. When a statistically significant increasing trend is noted, additional data may be needed to provide reasonable evidence that the initial intrawell statistical exceedance is a result of natural variation rather than facility impact.

Background Screening Summary – Georgia EPD Appendix I Constituents – Conducted in August 2019

Outlier Analysis

Time series plots were used to identify suspected outliers, or extreme values that would result in limits that are not representative of the current background data population. Suspected outliers at all wells and parameters are formally tested using Tukey's box plot

method and, when identified, flagged in the computer database with "o" and deselected prior to construction of statistical limits.

Using the Tukey box plot method, several outliers were identified. When the most recent values are identified as outliers, values are not flagged in the database at that time (except in cases where they would cause background limits to be elevated) as they may represent a possible trend. If future values do not remain at similar concentrations, these values will be flagged as outliers and deselected. Several low values exist in the data sets and appear on the graphs as possible low outliers relative to the laboratory's Practical Quantitation Limit. However, these values are observed trace values (i.e., measurements reported by the laboratory between the Method Detection Limit and the Practical Quantitation Limit) and, therefore, were not flagged as outliers. Due to changing reporting limits for many constituents, when the non-detects are replaced with the most recent reporting limit, previously flagged "J" values (or estimated values) may require flagging as outliers if they are much higher than current reporting limits. This was not required during the 2019 screening.

Of the outliers identified by Tukey's method, several values were flagged in the database, and the remaining values were similar to other measurements within a given well or neighboring wells or were reported non-detects. Several other values were flagged in addition to those identified by Tukey's because the values were higher than all remaining concentrations and would cause the statistical limits to be elevated. All flagged values were re-evaluated during the June 2020 analysis. An additional value of cobalt was flagged in well GWC-21. Values for several constituents were unflagged when they were only slightly higher than other detected values and appeared to represent natural variation. The resulting prediction limits will still be conservative, yet less prone to false positives.

Additionally, when any values are flagged in the database as outliers, they are plotted in a disconnected and lighter symbol on the time series graph. The accompanying data pages display the flagged value in a lighter font as well. A substitution of the most recent reporting limit is applied when varying detection limits exist in the data.

Seasonality

No obvious seasonal patterns were observed on the time series plots for any of the detected data; therefore, no deseasonalizing adjustments were made to the data. When seasonal patterns are observed, data may be deseasonalized so that the resulting limits will correctly account for the seasonality as a predictable pattern rather than random variation or a release.

Trend Tests

While trends may be identified by visual inspection, a quantification of the trend and its significance is needed. The Sen's Slope/Mann Kendall trend test, which tests for statistically significant increasing or decreasing trends, was used to evaluate data at all upgradient wells and downgradient wells with detections.

In the absence of suspected contamination, significant trending data are typically not included as part of the background data used for construction of prediction limits. This step serves to eliminate the trend and, thus, reduce variation in background. When statistically significant decreasing trends are present, all available data are evaluated to determine whether earlier concentration levels are significantly different from current reported concentrations and are deselected as necessary. A few statistically significant increasing trends were noted for barium in wells GWA-2, GWC-1, and GWA-5 (formerly GWB-5) and adjustments were made to eliminate the trend. The trend test results were included with the screening report, and a summary report of special cases of date ranges used in construction of the statistical limits follows this report.

Determination of Spatial Variation

The Analysis of Variance (ANOVA) was used to statistically evaluate differences in average concentrations among upgradient wells for constituents detected in downgradient wells. The ANOVA assists in identifying the most appropriate statistical approach. Interwell tests, which compare downgradient well data to statistical limits constructed from pooled upgradient well data, are appropriate when average concentrations are similar across upgradient wells. Intrawell tests, which compare compliance data from a single well to screened historical data within the same well, are appropriate when upgradient wells exhibit spatial variation; when statistical limits constructed from upgradient wells are not representative of the current background data population; and when downgradient water quality is unimpacted compared to upgradient water quality for the same parameter.

The ANOVA identified significant differences among upgradient well data for: arsenic, barium, beryllium, cadmium, calcium, chromium, cobalt, copper, nickel, and thallium. No significant differences were noted for antimony, lead, selenium, vanadium, and zinc. The ANOVA could not test silver as there was no variation in the measurements among the upgradient wells.

Where variation is not identified, this suggests that interwell analysis would be the most appropriate statistical method for these constituents. However, because this is a lined landfill with pre-waste data showing that metals occur naturally in low level

concentrations, intrawell methods are recommended as the primary statistical method for all detected well/constituent pairs.

Summary of Background Updates

Background Update Summary – CCR Appendix III – Conducted in March 2020

Prior to updating background data, Tukey's outlier test and visual screening were used to evaluate data from all wells for intrawell parameters (sulfate) and upgradient wells for interwell parameters (boron, calcium, chloride, fluoride, pH, and TDS) through September 2019. Tukey's test noted potential outliers for all parameters except boron and fluoride, but not all of these values were flagged as most appeared to be representative of natural variation. Only values for sulfate in upgradient well GWC-18 and downgradient well GWC-23 were flagged. As mentioned above, any flagged data are displayed in a lighter font and as a disconnected symbol on the time series reports, as well as in a lighter font on the accompanying data pages.

For constituents requiring intrawell prediction limits (only sulfate in this instance), the Mann-Whitney (Wilcoxon Rank Sum) test was used to compare the medians of historical data through April 2017 to the new compliance samples at each well through September 2019. If the medians of the two groups are not significantly different at the 99% confidence level, background data are typically updated to include the newer compliance data. Statistically significant differences were found between the two groups for the following well/constituent pairs: sulfate in downgradient wells GWC-19, GWC-20, GWC-21, and GWC-23.

Typically, when the test concludes that the medians of the two groups are significantly different, particularly in the downgradient wells, the background data are not updated to include the newer data unless it can be reasonably justified that the change in concentrations reflects a naturally occurring shift unrelated to practices at the site. In studies such as the current one, in which at least one of the segments being compared is of short duration, the comparison is complicated by the fact that normal short-term variation may be mistaken for long-term change in medians. The more recent sulfate concentrations in all four cases with statistically significant Mann-Whitney results tended toward more stable concentrations at slightly lower levels than before; therefore, all four cases were updated and a summary of these results was included in the March 2020 background update.

Appendix I and Appendix III Background Update Summary – Conducted in March 2022

Outlier Testing

Prior to updating background data during the March 2022 analysis, Tukey's outlier test and visual screening were used to re-evaluate data through August 2021 at all wells for parameters using intrawell prediction limits (All Appendix I parameters and sulfate for Appendix III parameters) and through February 2022 at all upgradient wells for parameters utilizing interwell prediction limits (boron, calcium, chloride, fluoride, pH, and TDS). Tukey's test confirmed previously flagged values and identified potential outliers, but not all of these values were flagged as some measurements appeared to be representative of natural variation. Among the identified values, the highest values for chloride in upgradient well GWA-5, cobalt in downgradient well GWC-12, vanadium in wells GWC-10 and GWC-11, and zinc in upgradient well GWC-18. Although not identified by Tukey's test, high values for vanadium in downgradient wells GWC-9 and GWC-12 were flagged as outliers. This step results in conservative (i.e., lower) limits from a regulatory perspective. Any flagged data are displayed in a lighter font and as a disconnected symbol on the time series reports, as well as in a lighter font on the accompanying data pages. A summary of flagged outliers follows this letter (Figure C).

Mann Whitney Testing - Intrawell

For constituents requiring intrawell prediction limits (All Appendix I parameters and sulfate for Appendix III parameters), the Mann-Whitney (Wilcoxon Rank Sum) test was used to compare the medians of historical data through July 2018 for Appendix I constituents and through September 2019 for Appendix III constituents to the medians of the new compliance samples at each well through August 2021. Previously truncated data sets discussed above were also compared to the most recent set of measurements through August 2021. If the medians of the two groups are not significantly different at the 99% confidence level, background data are typically updated to include the newer compliance data.

Several statistically significant differences were found between the two groups for the Appendix I and III constituents. Typically, when the test concludes that the medians of the two groups are significantly different, particularly in the downgradient wells, the background data are not updated to include the newer data unless it can be reasonably justified that the change in concentrations reflects a naturally occurring shift unrelated to practices at the site. In studies in which at least one of the segments being compared is

of short duration, the comparison is complicated by the fact that normal short-term variation may be mistaken for long-term change in medians.

In most cases with significant differences for Appendix I parameters, either the current reported measurements were similar to those reported historically, or the magnitudes of the differences in medians were low relative to average concentrations, including the increases in medians for vanadium in downgradient well GWC-10 and thallium in upgradient well GWC-18. For vanadium in GWC-10, the compliance values are within historical concentrations at this well; and for thallium in upgradient well GWC-18, the increase in median value is influence by historical trace values and the compliance values are not above the reporting limit. The records for these well/constituent pairs were updated through August 2021.

Exceptions were the decreases in medians for barium in upgradient well GWC-18 and downgradient wells GWC-19, GWC-20, and GWC-23 and for cobalt in downgradient well GWC-20. For these well/constituent pairs, earlier portions of the records were truncated for the construction of prediction limits in order represent present-day groundwater quality.

Regarding Appendix III parameters that are tested using intrawell prediction limits (sulfate), no statistically significant increases in medians were identified; however, statistically significant decreases in medians were identified for sulfate in downgradient well GWC-23 and upgradient well GWC-18. The records for these well/constituent pairs were updated because the lower concentrations for downgradient well GWC-23 resulted in construction of a more conservative (i.e., lower) statistical limit while the lower concentrations for GWC-18 are upgradient of the facility and resulted in a marginal increase in statistical limits. For upgradient well GWA-14 and downgradient wells GWC-17 and GWC-20, earlier portions of the records were truncated for similar reasons as Appendix I parameters stated above.

All other records were updated through August 2021. The results of the Mann-Whitney test were submitted with the report. A summary of special cases with background data sets utilizing a truncated portion of their record follows this letter.

Interwell – Trend Test Evaluation

For parameters which are tested using interwell prediction limits, the Sen's Slope/Mann-Kendall trend test was used to test data in upgradient wells to determine whether concentrations are statistically increasing, decreasing or stable. Statistically significant trends were identified for the following well/constituent pairs:

Increasing

- None

Decreasing

- Calcium: GWA-4A, and GWC-18
- Chloride: GWA-3
- pH: GWA-5, GWA-14, GWA-16, and GWC-18

Although decreasing trends were identified for calcium, chloride, and pH in among upgradient wells, the magnitude of the decrease is marginal relative to the concentrations; therefore, no adjustments were made at this time. As more data are collected, all upgradient well data will be re-evaluated for possible deselection of earlier portions of the records if the measurements no longer represent present-day groundwater quality conditions.

Statistical Analysis of Georgia EPD Appendix I Constituents – August 2022

Intrawell limits constructed from carefully screened background data from within each well serve to provide statistical limits that are representative of the background data population, and that will rapidly identify a change in more recent compliance data from within a given well. The most recent sample from the same well is compared to its respective background. This statistical method removes the element of variation from across wells and eliminates the chance of mistaking natural spatial variation for a release from the facility.

In cases where downgradient average concentrations are higher than observed upgradient concentrations for a given constituent where intrawell analyses are recommended, the current assumption is that this is due to natural spatial variation rather than a result of practices at the landfill. Validation of this assumption requires a separate analysis or investigation that is beyond the scope of this data screening study. However, for this site, the pre-waste data support the assumption of natural variation rather than impacts of the landfill.

Intrawell Prediction Limits

Intrawell prediction limits, combined with a 1-of-2 resample plan, were constructed using all available data, except for the cases mentioned above, through August 2021 within each well with detections. (Figure D). Compliance data are compared to these intrawell background limits during each subsequent semi-annual sampling event. For well/constituent pairs containing <15% non-detects in background, parametric prediction limits slightly changed compared to those established during the background update. An

update was made to the Sanitas™ statistical software in October 2022 that determines the percentage of non-detects within a given background record rather than all records evaluated for a given constituent. Simple substitution of 1/2 the reporting limit is applied when the percentage of non-detects in background is <15% in accordance with the USEPA EPA Unified Guidance (2009). No significant changes resulted from this implementation. As mentioned above, no statistical analyses were included for well/constituent pairs with 100% non-detects.

In the event of an initial exceedance of compliance well data, the 1-of-2 resample plan allows for collection of two additional samples to determine whether the initial exceedance is confirmed. When the resample confirms the initial exceedance, a statistically significant increase (SSI) is identified, and further research would be required to identify the cause of the exceedance (i.e., impact from the site, natural variation, or an off-site source). If any resample falls within the statistical limit, the initial exceedance is considered to be a false positive result, and no further action is necessary. A summary of prediction limits follows this report. Statistical exceedances were noted for the following well/constituent pairs:

- Lead: GWA-3 and GWA-4A (upgradient)
- Nickel: GWC-12 and GWC-19
- Vanadium: GWC-12
- Zinc: GWC-21 and GWC-23

Two-Step Approach

Following the Two-Step analysis procedure, interwell prediction limits were then constructed for nickel, vanadium, and zinc using pooled upgradient well data to evaluate the intrawell prediction limit exceedances in downgradient wells (Figure E). All reported measurements for nickel, vanadium, and zinc were within their respective interwell prediction limits; therefore, no further action is necessary.

Trend Tests

When prediction limit exceedances occur in any of the downgradient wells, data are further evaluated using the Sen's Slope/Mann Kendall trend test to determine whether concentrations are statistically increasing, decreasing, or stable at the 99% confidence level (Figure F). Upgradient wells are included in the trend analyses to identify whether similar patterns exist upgradient of the site which is an indication of natural variability in groundwater unrelated to practices at the site. Both a summary and complete graphical

results of the trend tests follow this report. The following statistically significant trends were noted:

Increasing

- None

Decreasing

- Nickel: GWA-2 and GWC-17 (upgradient)

Statistical Analysis of CCR Appendix III Parameters – August 2022

Intrawell Prediction Limits

For sulfate, intrawell prediction limits, combined with a 1-of-2 resample plan, were constructed using all historical data through August 2021 (Figure G). As mentioned above, intrawell limits constructed from carefully screened background data from within each well serve to provide statistical limits that are representative of the background data population, and that will rapidly identify a change in more recent compliance data from within a given well. The August 2022 samples are compared to these intrawell background limits during this sample event. No exceedances were identified for any of the well/constituent pairs.

Two-Step Approach

The Two-Step approach as discussed earlier consists of constructing interwell prediction limits using pooled upgradient well data to further evaluate the apparent intrawell prediction limit exceedances. This step was not necessary as no apparent intrawell prediction limit exceedances were identified.

Interwell Prediction Limits

For boron, calcium, chloride, fluoride, pH, and TDS, interwell prediction limits, combined with a 1-of-2 resample plan, were constructed using all historical upgradient well data through August 2022 (Figure H). Interwell prediction limits pool upgradient well data to establish a background limit for an individual constituent. The August 2022 sample from each downgradient well is compared to the background limit to determine whether initial exceedances are present.

In the event of an initial exceedance of compliance well data, the 1-of-2 resample plan allows for collection of one additional sample to determine whether the initial exceedance is confirmed. If the resample falls within the statistical limit, the initial exceedance is considered to be a false positive result; therefore, no exceedance is noted, and no further

action is necessary. If no resample is collected, the original result is considered a confirmed exceedance. No exceedances were identified for any of the well/constituent pairs.

Trend Tests

When prediction limit exceedances occur in any of the downgradient wells, data are further evaluated using the Sen's Slope/Mann Kendall trend test to determine whether concentrations are statistically increasing, decreasing, or stable at the 99% confidence level. Upgradient wells are included in the trend analyses to identify whether similar patterns exist upgradient of the site which is an indication of natural variability in groundwater unrelated to practices at the site. This step was not necessary as no statistically significant increases were identified.

Summary

Georgia EPD Appendix I

Based on the results of the Appendix I prediction limits, the following initial exceedances were identified:

Appendix I Intrawell

- Lead: GWA-3 and GWA-4A (upgradient)
- Nickel: GWC-12 and GWC-19
- Vanadium: GWC-12
- Zinc: GWC-21 and GWC-23

After testing using the two-step approach for the apparent exceedances in downgradient wells, no exceedances were identified.

CCR Appendix III

Based on the results of the Appendix III constituents requiring intrawell prediction limits for sulfate and interwell prediction limits for boron, calcium, chloride, fluoride, pH, and TDS, no statistically significant increases were identified.

Thank you for the opportunity to assist you in the statistical analysis of groundwater quality for Plant McIntosh's Landfill #4. If you have any questions or comments, please feel free to contact us.

For Groundwater Stats Consulting,



Kristina Rayner
Senior Statistician



Andrew Collins
Project Manager

100% Non-Detects: Appendix I

Analysis Run 10/28/2022 11:58 AM View: PL's Intrawell Appendix I
Plant McIntosh Client: Southern Company Data: McIntosh LF4 CCR

Antimony (mg/L)

GWA-15, GWA-16, GWA-4A, GWA-5, GWC-10, GWC-11, GWC-12, GWC-17, GWC-19, GWC-20, GWC-21, GWC-23, GWC-9

Arsenic (mg/L)

GWA-2

Cadmium (mg/L)

GWA-15, GWA-2, GWA-3, GWA-5, GWC-10, GWC-11, GWC-12

Copper (mg/L)

GWC-10

Lead (mg/L)

GWA-15, GWC-1, GWC-10, GWC-12, GWC-17, GWC-19, GWC-9

Selenium (mg/L)

GWA-14, GWC-12, GWC-17, GWC-23

Silver (mg/L)

GWA-13, GWA-14, GWA-15, GWA-16, GWA-2, GWA-3, GWA-4A, GWA-5, GWC-1, GWC-10, GWC-12, GWC-17, GWC-18, GWC-19, GWC-20, GWC-21, GWC-23, GWC-9

Thallium (mg/L)

GWA-15, GWC-1

Date Ranges

Date: 10/28/2022 11:29 AM

Plant McIntosh Client: Southern Company Data: McIntosh LF4 CCR

Barium (mg/L)

- GWA-2 background:1/16/2015-8/17/2021
- GWA-5 background:1/19/2013-8/19/2021
- GWC-1 background:1/20/2013-8/18/2021
- GWC-18 background:8/11/2016-8/19/2021
- GWC-19 background:4/19/2016-8/19/2021
- GWC-20 background:6/16/2016-8/19/2021
- GWC-23 background:7/13/2017-8/19/2021

Cobalt (mg/L)

- GWC-20 background:6/16/2016-8/19/2021

Sulfate (mg/L)

- GWA-14 background:8/9/2016-8/17/2021
- GWC-17 background:6/15/2016-8/19/2021
- GWC-20 background:8/10/2016-8/19/2021

Intrawell Prediction Limit (Appendix I) - Significant Results

Plant McIntosh Client: Southern Company Data: McIntosh LF4 CCR Printed 10/31/2022, 11:38 AM

Constituent	Well	Upper Lim.	Lower Lim.	Date	Observ.	Sig.	Bg N	%NDs	ND Adj.	Transform	Alpha	Method
Lead (mg/L)	GWA-3	0.001	n/a	8/2/2022	0.015	Yes	43	100	n/a	n/a	0.001037	NP Intra (NDs) 1 of 2
Lead (mg/L)	GWA-4A	0.001	n/a	8/3/2022	0.0037	Yes	44	95.45	n/a	n/a	0.0009963	NP Intra (NDs) 1 of 2
Nickel (mg/L)	GWC-12	0.0057	n/a	8/3/2022	0.0064	Yes	38	76.32	n/a	n/a	0.001294	NP Intra (NDs) 1 of 2
Nickel (mg/L)	GWC-19	0.002851	n/a	8/3/2022	0.0051	Yes	17	5.882	None	No	0.0003901	Param Intra 1 of 2
Vanadium (mg/L)	GWC-12	0.0015	n/a	8/3/2022	0.0016	Yes	36	91.67	n/a	n/a	0.001429	NP Intra (NDs) 1 of 2
Zinc (mg/L)	GWC-21	0.0097	n/a	8/4/2022	0.016	Yes	17	52.94	n/a	n/a	0.005914	NP Intra (NDs) 1 of 2
Zinc (mg/L)	GWC-23	0.01473	n/a	8/4/2022	0.016	Yes	12	33.33	Kaplan-Meier	sqrt(x)	0.0003901	Param Intra 1 of 2

Intrawell Prediction Limit (Appendix I) - All Results

Plant McIntosh Client: Southern Company Data: McIntosh LF4 CCR Printed 10/31/2022, 11:39 AM

Constituent	Well	Upper Lim.	Lower Lim.	Date	Observ.	Sig.	Bg N	%NDs	ND Adj.	Transform	Alpha	Method
Antimony (mg/L)	GWA-13	0.002	n/a	8/2/2022	0.002ND	No	23	95.65	n/a	n/a	0.003415	NP Intra (NDs) 1 of 2
Antimony (mg/L)	GWA-14	0.002	n/a	8/2/2022	0.002ND	No	23	95.65	n/a	n/a	0.003415	NP Intra (NDs) 1 of 2
Antimony (mg/L)	GWA-2	0.002	n/a	8/2/2022	0.002ND	No	44	97.73	n/a	n/a	0.0009963	NP Intra (NDs) 1 of 2
Antimony (mg/L)	GWA-3	0.0022	n/a	8/2/2022	0.002ND	No	44	95.45	n/a	n/a	0.0009963	NP Intra (NDs) 1 of 2
Antimony (mg/L)	GWC-1	0.002	n/a	8/3/2022	0.00057J	No	44	100	n/a	n/a	0.0009963	NP Intra (NDs) 1 of 2
Antimony (mg/L)	GWC-18	0.002	n/a	8/2/2022	0.002ND	No	23	95.65	n/a	n/a	0.003415	NP Intra (NDs) 1 of 2
Arsenic (mg/L)	GWA-13	0.001	n/a	8/2/2022	0.001ND	No	23	95.65	n/a	n/a	0.003415	NP Intra (NDs) 1 of 2
Arsenic (mg/L)	GWA-14	0.001	n/a	8/2/2022	0.001ND	No	23	95.65	n/a	n/a	0.003415	NP Intra (NDs) 1 of 2
Arsenic (mg/L)	GWA-15	0.001	n/a	8/2/2022	0.001ND	No	23	86.96	n/a	n/a	0.003415	NP Intra (NDs) 1 of 2
Arsenic (mg/L)	GWA-16	0.001	n/a	8/2/2022	0.001ND	No	23	95.65	n/a	n/a	0.003415	NP Intra (NDs) 1 of 2
Arsenic (mg/L)	GWA-3	0.0011	n/a	8/2/2022	0.001ND	No	43	93.02	n/a	n/a	0.001037	NP Intra (NDs) 1 of 2
Arsenic (mg/L)	GWA-4A	0.0027	n/a	8/3/2022	0.001ND	No	44	75	n/a	n/a	0.0009963	NP Intra (NDs) 1 of 2
Arsenic (mg/L)	GWA-5	0.0027	n/a	8/2/2022	0.001ND	No	46	93.48	n/a	n/a	0.0009151	NP Intra (NDs) 1 of 2
Arsenic (mg/L)	GWC-1	0.001	n/a	8/3/2022	0.001ND	No	44	97.73	n/a	n/a	0.0009963	NP Intra (NDs) 1 of 2
Arsenic (mg/L)	GWC-10	0.0013	n/a	8/3/2022	0.00052J	No	44	79.55	n/a	n/a	0.0009963	NP Intra (NDs) 1 of 2
Arsenic (mg/L)	GWC-11	0.005	n/a	8/2/2022	0.0013	No	44	59.09	n/a	n/a	0.0009963	NP Intra (NDs) 1 of 2
Arsenic (mg/L)	GWC-12	0.0011	n/a	8/3/2022	0.001ND	No	44	90.91	n/a	n/a	0.0009963	NP Intra (NDs) 1 of 2
Arsenic (mg/L)	GWC-17	0.001	n/a	8/2/2022	0.001ND	No	23	82.61	n/a	n/a	0.003415	NP Intra (NDs) 1 of 2
Arsenic (mg/L)	GWC-18	0.001599	n/a	8/2/2022	0.0009J	No	23	26.09	Kaplan-Meier	No	0.0003901	Param Intra 1 of 2
Arsenic (mg/L)	GWC-19	0.001	n/a	8/3/2022	0.001ND	No	23	86.96	n/a	n/a	0.003415	NP Intra (NDs) 1 of 2
Arsenic (mg/L)	GWC-20	0.001	n/a	8/3/2022	0.001ND	No	23	86.96	n/a	n/a	0.003415	NP Intra (NDs) 1 of 2
Arsenic (mg/L)	GWC-21	0.0022	n/a	8/4/2022	0.001ND	No	23	73.91	n/a	n/a	0.003415	NP Intra (NDs) 1 of 2
Arsenic (mg/L)	GWC-23	0.0021	n/a	8/4/2022	0.00053J	No	18	55.56	n/a	n/a	0.005373	NP Intra (NDs) 1 of 2
Arsenic (mg/L)	GWC-9	0.001	n/a	8/3/2022	0.001ND	No	44	93.18	n/a	n/a	0.0009963	NP Intra (NDs) 1 of 2
Barium (mg/L)	GWA-13	0.03	n/a	8/2/2022	0.016	No	23	0	n/a	n/a	0.003415	NP Intra (normality) 1 of 2
Barium (mg/L)	GWA-14	0.018	n/a	8/2/2022	0.014	No	23	0	n/a	n/a	0.003415	NP Intra (normality) 1 of 2
Barium (mg/L)	GWA-15	0.0298	n/a	8/2/2022	0.023	No	23	0	None	No	0.0003901	Param Intra 1 of 2
Barium (mg/L)	GWA-16	0.039	n/a	8/2/2022	0.029	No	23	0	n/a	n/a	0.003415	NP Intra (normality) 1 of 2
Barium (mg/L)	GWA-2	0.03951	n/a	8/2/2022	0.032	No	21	0	None	x^2	0.0003901	Param Intra 1 of 2
Barium (mg/L)	GWA-3	0.02824	n/a	8/2/2022	0.012	No	41	0	None	sqrt(x)	0.0003901	Param Intra 1 of 2
Barium (mg/L)	GWA-4A	0.03912	n/a	8/3/2022	0.032	No	44	0	None	No	0.0003901	Param Intra 1 of 2
Barium (mg/L)	GWA-5	0.07111	n/a	8/2/2022	0.043	No	26	0	None	No	0.0003901	Param Intra 1 of 2
Barium (mg/L)	GWC-1	0.05868	n/a	8/3/2022	0.029	No	26	0	None	No	0.0003901	Param Intra 1 of 2
Barium (mg/L)	GWC-10	0.04584	n/a	8/3/2022	0.017	No	44	0	None	ln(x)	0.0003901	Param Intra 1 of 2
Barium (mg/L)	GWC-11	0.026	n/a	8/2/2022	0.011	No	43	0	n/a	n/a	0.001037	NP Intra (normality) 1 of 2
Barium (mg/L)	GWC-12	0.016	n/a	8/3/2022	0.011	No	44	0	n/a	n/a	0.0009963	NP Intra (normality) 1 of 2
Barium (mg/L)	GWC-17	0.021	n/a	8/2/2022	0.017	No	23	0	n/a	n/a	0.003415	NP Intra (normality) 1 of 2
Barium (mg/L)	GWC-18	0.02733	n/a	8/2/2022	0.013	No	16	0	None	No	0.0003901	Param Intra 1 of 2
Barium (mg/L)	GWC-19	0.02234	n/a	8/3/2022	0.011	No	18	0	None	No	0.0003901	Param Intra 1 of 2
Barium (mg/L)	GWC-20	0.02816	n/a	8/3/2022	0.018	No	17	0	None	No	0.0003901	Param Intra 1 of 2
Barium (mg/L)	GWC-21	0.02892	n/a	8/4/2022	0.022	No	23	0	None	sqrt(x)	0.0003901	Param Intra 1 of 2
Barium (mg/L)	GWC-23	0.05222	n/a	8/4/2022	0.017	No	11	0	None	No	0.0003901	Param Intra 1 of 2
Barium (mg/L)	GWC-9	0.03659	n/a	8/3/2022	0.03	No	44	0	None	No	0.0003901	Param Intra 1 of 2
Beryllium (mg/L)	GWA-13	0.0025	n/a	8/2/2022	0.0025ND	No	22	86.36	n/a	n/a	0.003707	NP Intra (NDs) 1 of 2
Beryllium (mg/L)	GWA-14	0.0025	n/a	8/2/2022	0.0025ND	No	23	91.3	n/a	n/a	0.003415	NP Intra (NDs) 1 of 2
Beryllium (mg/L)	GWA-15	0.0025	n/a	8/2/2022	0.0025ND	No	23	95.65	n/a	n/a	0.003415	NP Intra (NDs) 1 of 2
Beryllium (mg/L)	GWA-16	0.0025	n/a	8/2/2022	0.0025ND	No	23	91.3	n/a	n/a	0.003415	NP Intra (NDs) 1 of 2
Beryllium (mg/L)	GWA-2	0.0025	n/a	8/2/2022	0.0025ND	No	44	86.36	n/a	n/a	0.0009963	NP Intra (NDs) 1 of 2
Beryllium (mg/L)	GWA-3	0.0025	n/a	8/2/2022	0.0025ND	No	44	95.45	n/a	n/a	0.0009963	NP Intra (NDs) 1 of 2
Beryllium (mg/L)	GWA-4A	0.0025	n/a	8/3/2022	0.0025ND	No	44	90.91	n/a	n/a	0.0009963	NP Intra (NDs) 1 of 2
Beryllium (mg/L)	GWA-5	0.0025	n/a	8/2/2022	0.0025ND	No	46	93.48	n/a	n/a	0.0009151	NP Intra (NDs) 1 of 2
Beryllium (mg/L)	GWC-1	0.0025	n/a	8/3/2022	0.0025ND	No	44	79.55	n/a	n/a	0.0009963	NP Intra (NDs) 1 of 2
Beryllium (mg/L)	GWC-10	0.0025	n/a	8/3/2022	0.0025ND	No	44	93.18	n/a	n/a	0.0009963	NP Intra (NDs) 1 of 2
Beryllium (mg/L)	GWC-11	0.0025	n/a	8/2/2022	0.0025ND	No	44	95.45	n/a	n/a	0.0009963	NP Intra (NDs) 1 of 2
Beryllium (mg/L)	GWC-12	0.0025	n/a	8/3/2022	0.00027J	No	44	81.82	n/a	n/a	0.0009963	NP Intra (NDs) 1 of 2

Intrawell Prediction Limit (Appendix I) - All Results

Plant McIntosh Client: Southern Company Data: McIntosh LF4 CCR Printed 10/31/2022, 11:39 AM

Constituent	Well	Upper Lim.	Lower Lim.	Date	Observ.	Sig.	Bg N	%NDs	ND Adj.	Transform	Alpha	Method
Beryllium (mg/L)	GWC-17	0.001	n/a	8/2/2022	0.00057J	No	22	0	n/a	n/a	0.003707	NP Intra (normality) 1 of 2
Beryllium (mg/L)	GWC-18	0.0025	n/a	8/2/2022	0.0025ND	No	23	95.65	n/a	n/a	0.003415	NP Intra (NDs) 1 of 2
Beryllium (mg/L)	GWC-19	0.0025	n/a	8/3/2022	0.0025ND	No	23	56.52	n/a	n/a	0.003415	NP Intra (NDs) 1 of 2
Beryllium (mg/L)	GWC-20	0.0025	n/a	8/3/2022	0.00031J	No	23	56.52	n/a	n/a	0.003415	NP Intra (NDs) 1 of 2
Beryllium (mg/L)	GWC-21	0.0025	n/a	8/4/2022	0.0025ND	No	23	91.3	n/a	n/a	0.003415	NP Intra (NDs) 1 of 2
Beryllium (mg/L)	GWC-23	0.0025	n/a	8/4/2022	0.0025ND	No	18	88.89	n/a	n/a	0.005373	NP Intra (NDs) 1 of 2
Beryllium (mg/L)	GWC-9	0.0025	n/a	8/3/2022	0.0025ND	No	44	90.91	n/a	n/a	0.0009963	NP Intra (NDs) 1 of 2
Cadmium (mg/L)	GWA-13	0.0025	n/a	8/2/2022	0.0025ND	No	23	91.3	n/a	n/a	0.003415	NP Intra (NDs) 1 of 2
Cadmium (mg/L)	GWA-14	0.0025	n/a	8/2/2022	0.0025ND	No	23	91.3	n/a	n/a	0.003415	NP Intra (NDs) 1 of 2
Cadmium (mg/L)	GWA-16	0.0025	n/a	8/2/2022	0.0025ND	No	23	95.65	n/a	n/a	0.003415	NP Intra (NDs) 1 of 2
Cadmium (mg/L)	GWA-4A	0.0025	n/a	8/3/2022	0.0025ND	No	44	93.18	n/a	n/a	0.0009963	NP Intra (NDs) 1 of 2
Cadmium (mg/L)	GWC-1	0.0025	n/a	8/3/2022	0.0001J	No	44	100	n/a	n/a	0.0009963	NP Intra (NDs) 1 of 2
Cadmium (mg/L)	GWC-17	0.0008068	n/a	8/2/2022	0.00057J	No	23	0	None	No	0.0003901	Param Intra 1 of 2
Cadmium (mg/L)	GWC-18	0.0025	n/a	8/2/2022	0.0025ND	No	23	95.65	n/a	n/a	0.003415	NP Intra (NDs) 1 of 2
Cadmium (mg/L)	GWC-19	0.0025	n/a	8/3/2022	0.00016J	No	23	82.61	n/a	n/a	0.003415	NP Intra (NDs) 1 of 2
Cadmium (mg/L)	GWC-20	0.0025	n/a	8/3/2022	0.00016J	No	23	60.87	n/a	n/a	0.003415	NP Intra (NDs) 1 of 2
Cadmium (mg/L)	GWC-21	0.0025	n/a	8/4/2022	0.00014J	No	23	82.61	n/a	n/a	0.003415	NP Intra (NDs) 1 of 2
Cadmium (mg/L)	GWC-23	0.0025	n/a	8/4/2022	0.0025ND	No	18	88.89	n/a	n/a	0.005373	NP Intra (NDs) 1 of 2
Cadmium (mg/L)	GWC-9	0.0025	n/a	8/3/2022	0.00011J	No	44	100	n/a	n/a	0.0009963	NP Intra (NDs) 1 of 2
Chromium (mg/L)	GWA-13	0.0094	n/a	8/2/2022	0.002ND	No	21	66.67	n/a	n/a	0.003999	NP Intra (NDs) 1 of 2
Chromium (mg/L)	GWA-14	0.0047	n/a	8/2/2022	0.002ND	No	22	86.36	n/a	n/a	0.003707	NP Intra (NDs) 1 of 2
Chromium (mg/L)	GWA-15	0.0051	n/a	8/2/2022	0.002ND	No	22	63.64	n/a	n/a	0.003707	NP Intra (NDs) 1 of 2
Chromium (mg/L)	GWA-16	0.024	n/a	8/2/2022	0.002ND	No	22	36.36	n/a	n/a	0.003707	NP Intra (normality) 1 of 2
Chromium (mg/L)	GWA-2	0.003313	n/a	8/2/2022	0.0015J	No	43	20.93	Kaplan-Meier	sqrt(x)	0.0003901	Param Intra 1 of 2
Chromium (mg/L)	GWA-3	0.003714	n/a	8/2/2022	0.002ND	No	43	34.88	Kaplan-Meier	ln(x)	0.0003901	Param Intra 1 of 2
Chromium (mg/L)	GWA-4A	0.0096	n/a	8/3/2022	0.002ND	No	44	70.45	n/a	n/a	0.0009963	NP Intra (NDs) 1 of 2
Chromium (mg/L)	GWA-5	0.0054	n/a	8/2/2022	0.002ND	No	45	68.89	n/a	n/a	0.0009557	NP Intra (NDs) 1 of 2
Chromium (mg/L)	GWC-1	0.005	n/a	8/3/2022	0.0015J	No	44	40.91	n/a	n/a	0.0009963	NP Intra (normality) 1 of 2
Chromium (mg/L)	GWC-10	0.01	n/a	8/3/2022	0.0031	No	44	20.45	n/a	n/a	0.0009963	NP Intra (normality) 1 of 2
Chromium (mg/L)	GWC-11	0.01048	n/a	8/2/2022	0.0046	No	44	2.273	None	No	0.0003901	Param Intra 1 of 2
Chromium (mg/L)	GWC-12	0.01	n/a	8/3/2022	0.0019J	No	44	18.18	n/a	n/a	0.0009963	NP Intra (normality) 1 of 2
Chromium (mg/L)	GWC-17	0.01	n/a	8/2/2022	0.0033	No	22	22.73	n/a	n/a	0.003707	NP Intra (normality) 1 of 2
Chromium (mg/L)	GWC-18	0.006324	n/a	8/2/2022	0.0025	No	22	0	None	ln(x)	0.0003901	Param Intra 1 of 2
Chromium (mg/L)	GWC-19	0.0056	n/a	8/3/2022	0.0017J	No	22	13.64	n/a	n/a	0.003707	NP Intra (normality) 1 of 2
Chromium (mg/L)	GWC-20	0.005	n/a	8/3/2022	0.002ND	No	22	81.82	n/a	n/a	0.003707	NP Intra (NDs) 1 of 2
Chromium (mg/L)	GWC-21	0.0044	n/a	8/4/2022	0.002ND	No	21	85.71	n/a	n/a	0.003999	NP Intra (NDs) 1 of 2
Chromium (mg/L)	GWC-23	0.004	n/a	8/4/2022	0.0029	No	18	61.11	n/a	n/a	0.005373	NP Intra (NDs) 1 of 2
Chromium (mg/L)	GWC-9	0.0043	n/a	8/3/2022	0.002ND	No	43	67.44	n/a	n/a	0.001037	NP Intra (NDs) 1 of 2
Cobalt (mg/L)	GWA-13	0.001556	n/a	8/2/2022	0.00044J	No	23	17.39	Kaplan-Meier	ln(x)	0.0003901	Param Intra 1 of 2
Cobalt (mg/L)	GWA-14	0.0025	n/a	8/2/2022	0.00038J	No	23	39.13	n/a	n/a	0.003415	NP Intra (normality) 1 of 2
Cobalt (mg/L)	GWA-15	0.0025	n/a	8/2/2022	0.00042J	No	23	17.39	n/a	n/a	0.003415	NP Intra (normality) 1 of 2
Cobalt (mg/L)	GWA-16	0.00125	n/a	8/2/2022	0.00049J	No	23	13.04	n/a	n/a	0.003415	NP Intra (normality) 1 of 2
Cobalt (mg/L)	GWA-2	0.01	n/a	8/2/2022	0.0013J	No	44	47.73	n/a	n/a	0.0009963	NP Intra (normality) 1 of 2
Cobalt (mg/L)	GWA-3	0.0025	n/a	8/2/2022	0.00031J	No	43	79.07	n/a	n/a	0.001037	NP Intra (NDs) 1 of 2
Cobalt (mg/L)	GWA-4A	0.013	n/a	8/3/2022	0.0017J	No	44	50	n/a	n/a	0.0009963	NP Intra (normality) 1 of 2
Cobalt (mg/L)	GWA-5	0.011	n/a	8/2/2022	0.00085J	No	46	43.48	n/a	n/a	0.0009151	NP Intra (normality) 1 of 2
Cobalt (mg/L)	GWC-1	0.0025	n/a	8/3/2022	0.00034J	No	44	45.45	n/a	n/a	0.0009963	NP Intra (normality) 1 of 2
Cobalt (mg/L)	GWC-10	0.0025	n/a	8/3/2022	0.0025ND	No	44	93.18	n/a	n/a	0.0009963	NP Intra (NDs) 1 of 2
Cobalt (mg/L)	GWC-11	0.0071	n/a	8/2/2022	0.0025ND	No	44	81.82	n/a	n/a	0.0009963	NP Intra (NDs) 1 of 2
Cobalt (mg/L)	GWC-12	0.005	n/a	8/3/2022	0.00068J	No	43	48.84	n/a	n/a	0.001037	NP Intra (normality) 1 of 2
Cobalt (mg/L)	GWC-17	0.002151	n/a	8/2/2022	0.0025ND	No	23	17.39	Kaplan-Meier	sqrt(x)	0.0003901	Param Intra 1 of 2
Cobalt (mg/L)	GWC-18	0.0025	n/a	8/2/2022	0.0025ND	No	23	91.3	n/a	n/a	0.003415	NP Intra (NDs) 1 of 2
Cobalt (mg/L)	GWC-19	0.0025	n/a	8/3/2022	0.0025ND	No	23	78.26	n/a	n/a	0.003415	NP Intra (NDs) 1 of 2
Cobalt (mg/L)	GWC-20	0.003273	n/a	8/3/2022	0.00091J	No	17	0	None	No	0.0003901	Param Intra 1 of 2
Cobalt (mg/L)	GWC-21	0.002284	n/a	8/4/2022	0.00083J	No	22	9.091	None	No	0.0003901	Param Intra 1 of 2

Intrawell Prediction Limit (Appendix I) - All Results

Plant McIntosh Client: Southern Company Data: McIntosh LF4 CCR Printed 10/31/2022, 11:39 AM

Constituent	Well	Upper Lim.	Lower Lim.	Date	Observ.	Sig.	Bg N	%NDs	ND Adj.	Transform	Alpha	Method
Cobalt (mg/L)	GWC-23	0.01076	n/a	8/4/2022	0.0016J	No	18	0	None	No	0.0003901	Param Intra 1 of 2
Cobalt (mg/L)	GWC-9	0.0055	n/a	8/3/2022	0.00034J	No	44	50	n/a	n/a	0.0009963	NP Intra (normality) 1 of 2
Copper (mg/L)	GWA-13	0.002	n/a	8/2/2022	0.002ND	No	17	94.12	n/a	n/a	0.005914	NP Intra (NDs) 1 of 2
Copper (mg/L)	GWA-14	0.002	n/a	8/2/2022	0.002ND	No	17	88.24	n/a	n/a	0.005914	NP Intra (NDs) 1 of 2
Copper (mg/L)	GWA-15	0.002	n/a	8/2/2022	0.002ND	No	17	94.12	n/a	n/a	0.005914	NP Intra (NDs) 1 of 2
Copper (mg/L)	GWA-16	0.002	n/a	8/2/2022	0.002ND	No	17	88.24	n/a	n/a	0.005914	NP Intra (NDs) 1 of 2
Copper (mg/L)	GWA-2	0.003	n/a	8/2/2022	0.002ND	No	38	97.37	n/a	n/a	0.001294	NP Intra (NDs) 1 of 2
Copper (mg/L)	GWA-3	0.0034	n/a	8/2/2022	0.002ND	No	37	86.49	n/a	n/a	0.001361	NP Intra (NDs) 1 of 2
Copper (mg/L)	GWA-4A	0.0051	n/a	8/3/2022	0.002ND	No	38	81.58	n/a	n/a	0.001294	NP Intra (NDs) 1 of 2
Copper (mg/L)	GWA-5	0.0021	n/a	8/2/2022	0.002ND	No	38	94.74	n/a	n/a	0.001294	NP Intra (NDs) 1 of 2
Copper (mg/L)	GWC-1	0.002	n/a	8/3/2022	0.002ND	No	37	97.3	n/a	n/a	0.001361	NP Intra (NDs) 1 of 2
Copper (mg/L)	GWC-11	0.0027	n/a	8/2/2022	0.002ND	No	38	89.47	n/a	n/a	0.001294	NP Intra (NDs) 1 of 2
Copper (mg/L)	GWC-12	0.002	n/a	8/3/2022	0.002ND	No	38	94.74	n/a	n/a	0.001294	NP Intra (NDs) 1 of 2
Copper (mg/L)	GWC-17	0.0021	n/a	8/2/2022	0.002ND	No	17	82.35	n/a	n/a	0.005914	NP Intra (NDs) 1 of 2
Copper (mg/L)	GWC-18	0.0021	n/a	8/2/2022	0.002ND	No	17	64.71	n/a	n/a	0.005914	NP Intra (NDs) 1 of 2
Copper (mg/L)	GWC-19	0.002	n/a	8/3/2022	0.002ND	No	17	88.24	n/a	n/a	0.005914	NP Intra (NDs) 1 of 2
Copper (mg/L)	GWC-20	0.002	n/a	8/3/2022	0.002ND	No	17	88.24	n/a	n/a	0.005914	NP Intra (NDs) 1 of 2
Copper (mg/L)	GWC-21	0.002	n/a	8/4/2022	0.002ND	No	16	81.25	n/a	n/a	0.006456	NP Intra (NDs) 1 of 2
Copper (mg/L)	GWC-23	0.002	n/a	8/4/2022	0.002ND	No	12	75	n/a	n/a	0.01077	NP Intra (NDs) 1 of 2
Copper (mg/L)	GWC-9	0.0021	n/a	8/3/2022	0.002ND	No	38	92.11	n/a	n/a	0.001294	NP Intra (NDs) 1 of 2
Lead (mg/L)	GWA-13	0.001	n/a	8/2/2022	0.001ND	No	23	95.65	n/a	n/a	0.003415	NP Intra (NDs) 1 of 2
Lead (mg/L)	GWA-14	0.001	n/a	8/2/2022	0.001ND	No	23	91.3	n/a	n/a	0.003415	NP Intra (NDs) 1 of 2
Lead (mg/L)	GWA-16	0.001	n/a	8/2/2022	0.001ND	No	23	91.3	n/a	n/a	0.003415	NP Intra (NDs) 1 of 2
Lead (mg/L)	GWA-2	0.001	n/a	8/2/2022	0.00043J	No	44	97.73	n/a	n/a	0.0009963	NP Intra (NDs) 1 of 2
Lead (mg/L)	GWA-3	0.001	n/a	8/2/2022	0.015	Yes	43	100	n/a	n/a	0.001037	NP Intra (NDs) 1 of 2
Lead (mg/L)	GWA-4A	0.001	n/a	8/3/2022	0.0037	Yes	44	95.45	n/a	n/a	0.0009963	NP Intra (NDs) 1 of 2
Lead (mg/L)	GWA-5	0.001	n/a	8/2/2022	0.001ND	No	46	91.3	n/a	n/a	0.0009151	NP Intra (NDs) 1 of 2
Lead (mg/L)	GWC-11	0.001	n/a	8/2/2022	0.001ND	No	44	90.91	n/a	n/a	0.0009963	NP Intra (NDs) 1 of 2
Lead (mg/L)	GWC-18	0.001	n/a	8/2/2022	0.00029J	No	23	78.26	n/a	n/a	0.003415	NP Intra (NDs) 1 of 2
Lead (mg/L)	GWC-20	0.001	n/a	8/3/2022	0.001ND	No	23	95.65	n/a	n/a	0.003415	NP Intra (NDs) 1 of 2
Lead (mg/L)	GWC-21	0.001	n/a	8/4/2022	0.001ND	No	23	91.3	n/a	n/a	0.003415	NP Intra (NDs) 1 of 2
Lead (mg/L)	GWC-23	0.001	n/a	8/4/2022	0.00034J	No	18	88.89	n/a	n/a	0.005373	NP Intra (NDs) 1 of 2
Nickel (mg/L)	GWA-13	0.001	n/a	8/2/2022	0.001ND	No	17	82.35	n/a	n/a	0.005914	NP Intra (NDs) 1 of 2
Nickel (mg/L)	GWA-14	0.001	n/a	8/2/2022	0.001ND	No	17	58.82	n/a	n/a	0.005914	NP Intra (NDs) 1 of 2
Nickel (mg/L)	GWA-15	0.001	n/a	8/2/2022	0.001ND	No	17	76.47	n/a	n/a	0.005914	NP Intra (NDs) 1 of 2
Nickel (mg/L)	GWA-16	0.001	n/a	8/2/2022	0.001ND	No	17	70.59	n/a	n/a	0.005914	NP Intra (NDs) 1 of 2
Nickel (mg/L)	GWA-2	0.0043	n/a	8/2/2022	0.00086J	No	38	73.68	n/a	n/a	0.001294	NP Intra (NDs) 1 of 2
Nickel (mg/L)	GWA-3	0.001	n/a	8/2/2022	0.00054J	No	36	88.89	n/a	n/a	0.001429	NP Intra (NDs) 1 of 2
Nickel (mg/L)	GWA-4A	0.0072	n/a	8/3/2022	0.00078J	No	38	60.53	n/a	n/a	0.001294	NP Intra (NDs) 1 of 2
Nickel (mg/L)	GWA-5	0.0031	n/a	8/2/2022	0.001ND	No	38	84.21	n/a	n/a	0.001294	NP Intra (NDs) 1 of 2
Nickel (mg/L)	GWC-1	0.0025	n/a	8/3/2022	0.0013	No	37	75.68	n/a	n/a	0.001361	NP Intra (NDs) 1 of 2
Nickel (mg/L)	GWC-10	0.0013	n/a	8/3/2022	0.001ND	No	38	92.11	n/a	n/a	0.001294	NP Intra (NDs) 1 of 2
Nickel (mg/L)	GWC-11	0.0049	n/a	8/2/2022	0.001ND	No	38	76.32	n/a	n/a	0.001294	NP Intra (NDs) 1 of 2
Nickel (mg/L)	GWC-12	0.0057	n/a	8/3/2022	0.0064	Yes	38	76.32	n/a	n/a	0.001294	NP Intra (NDs) 1 of 2
Nickel (mg/L)	GWC-17	0.004264	n/a	8/2/2022	0.0019	No	17	5.882	None	sqrt(x)	0.0003901	Param Intra 1 of 2
Nickel (mg/L)	GWC-18	0.0025	n/a	8/2/2022	0.00086J	No	17	41.18	n/a	n/a	0.005914	NP Intra (normality) 1 of 2
Nickel (mg/L)	GWC-19	0.002851	n/a	8/3/2022	0.0051	Yes	17	5.882	None	No	0.0003901	Param Intra 1 of 2
Nickel (mg/L)	GWC-20	0.006632	n/a	8/3/2022	0.001	No	17	29.41	Kaplan-Meier	No	0.0003901	Param Intra 1 of 2
Nickel (mg/L)	GWC-21	0.0025	n/a	8/4/2022	0.00065J	No	17	64.71	n/a	n/a	0.005914	NP Intra (NDs) 1 of 2
Nickel (mg/L)	GWC-23	0.003189	n/a	8/4/2022	0.0016	No	12	16.67	Kaplan-Meier	No	0.0003901	Param Intra 1 of 2
Nickel (mg/L)	GWC-9	0.0033	n/a	8/3/2022	0.0015	No	38	81.58	n/a	n/a	0.001294	NP Intra (NDs) 1 of 2
Selenium (mg/L)	GWA-13	0.005	n/a	8/2/2022	0.005ND	No	23	95.65	n/a	n/a	0.003415	NP Intra (NDs) 1 of 2
Selenium (mg/L)	GWA-15	0.005	n/a	8/2/2022	0.005ND	No	23	95.65	n/a	n/a	0.003415	NP Intra (NDs) 1 of 2
Selenium (mg/L)	GWA-16	0.005	n/a	8/2/2022	0.005ND	No	23	95.65	n/a	n/a	0.003415	NP Intra (NDs) 1 of 2
Selenium (mg/L)	GWA-2	0.005	n/a	8/2/2022	0.005ND	No	44	93.18	n/a	n/a	0.0009963	NP Intra (NDs) 1 of 2

Intrawell Prediction Limit (Appendix I) - All Results

Plant McIntosh Client: Southern Company Data: McIntosh LF4 CCR Printed 10/31/2022, 11:39 AM

Constituent	Well	Upper Lim.	Lower Lim.	Date	Observ.	Sig.	Bg N	%NDs	ND Adj.	Transform	Alpha	Method
Selenium (mg/L)	GWA-3	0.005	n/a	8/2/2022	0.005ND	No	44	88.64	n/a	n/a	0.0009963	NP Intra (NDs) 1 of 2
Selenium (mg/L)	GWA-4A	0.005	n/a	8/3/2022	0.005ND	No	44	93.18	n/a	n/a	0.0009963	NP Intra (NDs) 1 of 2
Selenium (mg/L)	GWA-5	0.005	n/a	8/2/2022	0.005ND	No	45	97.78	n/a	n/a	0.0009557	NP Intra (NDs) 1 of 2
Selenium (mg/L)	GWC-1	0.005	n/a	8/3/2022	0.005ND	No	44	95.45	n/a	n/a	0.0009963	NP Intra (NDs) 1 of 2
Selenium (mg/L)	GWC-10	0.005	n/a	8/3/2022	0.005ND	No	44	95.45	n/a	n/a	0.0009963	NP Intra (NDs) 1 of 2
Selenium (mg/L)	GWC-11	0.005	n/a	8/2/2022	0.005ND	No	44	86.36	n/a	n/a	0.0009963	NP Intra (NDs) 1 of 2
Selenium (mg/L)	GWC-18	0.005	n/a	8/2/2022	0.005ND	No	23	95.65	n/a	n/a	0.003415	NP Intra (NDs) 1 of 2
Selenium (mg/L)	GWC-19	0.005	n/a	8/3/2022	0.005ND	No	23	95.65	n/a	n/a	0.003415	NP Intra (NDs) 1 of 2
Selenium (mg/L)	GWC-20	0.005	n/a	8/3/2022	0.005ND	No	23	95.65	n/a	n/a	0.003415	NP Intra (NDs) 1 of 2
Selenium (mg/L)	GWC-21	0.005	n/a	8/4/2022	0.005ND	No	23	95.65	n/a	n/a	0.003415	NP Intra (NDs) 1 of 2
Selenium (mg/L)	GWC-9	0.0058	n/a	8/3/2022	0.005ND	No	44	97.73	n/a	n/a	0.0009963	NP Intra (NDs) 1 of 2
Silver (mg/L)	GWC-11	0.001	n/a	8/2/2022	0.001ND	No	38	97.37	n/a	n/a	0.001294	NP Intra (NDs) 1 of 2
Thallium (mg/L)	GWA-13	0.001	n/a	8/2/2022	0.001ND	No	23	82.61	n/a	n/a	0.003415	NP Intra (NDs) 1 of 2
Thallium (mg/L)	GWA-14	0.001	n/a	8/2/2022	0.001ND	No	23	82.61	n/a	n/a	0.003415	NP Intra (NDs) 1 of 2
Thallium (mg/L)	GWA-16	0.001	n/a	8/2/2022	0.001ND	No	23	91.3	n/a	n/a	0.003415	NP Intra (NDs) 1 of 2
Thallium (mg/L)	GWA-2	0.001	n/a	8/2/2022	0.001ND	No	42	92.86	n/a	n/a	0.001077	NP Intra (NDs) 1 of 2
Thallium (mg/L)	GWA-3	0.001	n/a	8/2/2022	0.001ND	No	42	95.24	n/a	n/a	0.001077	NP Intra (NDs) 1 of 2
Thallium (mg/L)	GWA-4A	0.001	n/a	8/3/2022	0.001ND	No	42	95.24	n/a	n/a	0.001077	NP Intra (NDs) 1 of 2
Thallium (mg/L)	GWA-5	0.001	n/a	8/2/2022	0.001ND	No	44	97.73	n/a	n/a	0.0009963	NP Intra (NDs) 1 of 2
Thallium (mg/L)	GWC-10	0.001	n/a	8/3/2022	0.001ND	No	42	92.86	n/a	n/a	0.001077	NP Intra (NDs) 1 of 2
Thallium (mg/L)	GWC-11	0.001	n/a	8/2/2022	0.001ND	No	42	92.86	n/a	n/a	0.001077	NP Intra (NDs) 1 of 2
Thallium (mg/L)	GWC-12	0.001	n/a	8/3/2022	0.001ND	No	42	95.24	n/a	n/a	0.001077	NP Intra (NDs) 1 of 2
Thallium (mg/L)	GWC-17	0.001	n/a	8/2/2022	0.001ND	No	23	73.91	n/a	n/a	0.003415	NP Intra (NDs) 1 of 2
Thallium (mg/L)	GWC-18	0.001	n/a	8/2/2022	0.001ND	No	23	26.09	n/a	n/a	0.003415	NP Intra (normality) 1 of 2
Thallium (mg/L)	GWC-19	0.001	n/a	8/3/2022	0.001ND	No	23	86.96	n/a	n/a	0.003415	NP Intra (NDs) 1 of 2
Thallium (mg/L)	GWC-20	0.001	n/a	8/3/2022	0.001ND	No	23	69.57	n/a	n/a	0.003415	NP Intra (NDs) 1 of 2
Thallium (mg/L)	GWC-21	0.001	n/a	8/4/2022	0.001ND	No	23	86.96	n/a	n/a	0.003415	NP Intra (NDs) 1 of 2
Thallium (mg/L)	GWC-23	0.001	n/a	8/4/2022	0.001ND	No	18	66.67	n/a	n/a	0.005373	NP Intra (NDs) 1 of 2
Thallium (mg/L)	GWC-9	0.001	n/a	8/3/2022	0.001ND	No	42	97.62	n/a	n/a	0.001077	NP Intra (NDs) 1 of 2
Vanadium (mg/L)	GWA-13	0.0027	n/a	8/2/2022	0.001ND	No	17	76.47	n/a	n/a	0.005914	NP Intra (NDs) 1 of 2
Vanadium (mg/L)	GWA-14	0.002	n/a	8/2/2022	0.001ND	No	17	88.24	n/a	n/a	0.005914	NP Intra (NDs) 1 of 2
Vanadium (mg/L)	GWA-15	0.0041	n/a	8/2/2022	0.001ND	No	17	76.47	n/a	n/a	0.005914	NP Intra (NDs) 1 of 2
Vanadium (mg/L)	GWA-16	0.0019	n/a	8/2/2022	0.001ND	No	17	76.47	n/a	n/a	0.005914	NP Intra (NDs) 1 of 2
Vanadium (mg/L)	GWA-2	0.0051	n/a	8/2/2022	0.001ND	No	38	86.84	n/a	n/a	0.001294	NP Intra (NDs) 1 of 2
Vanadium (mg/L)	GWA-3	0.005	n/a	8/2/2022	0.001ND	No	37	81.08	n/a	n/a	0.001361	NP Intra (NDs) 1 of 2
Vanadium (mg/L)	GWA-4A	0.0033	n/a	8/3/2022	0.00097J	No	38	86.84	n/a	n/a	0.001294	NP Intra (NDs) 1 of 2
Vanadium (mg/L)	GWA-5	0.0035	n/a	8/2/2022	0.001ND	No	38	86.84	n/a	n/a	0.001294	NP Intra (NDs) 1 of 2
Vanadium (mg/L)	GWC-1	0.0032	n/a	8/3/2022	0.001ND	No	37	83.78	n/a	n/a	0.001361	NP Intra (NDs) 1 of 2
Vanadium (mg/L)	GWC-10	0.0027	n/a	8/3/2022	0.002	No	36	72.22	n/a	n/a	0.001429	NP Intra (NDs) 1 of 2
Vanadium (mg/L)	GWC-11	0.0025	n/a	8/2/2022	0.0014	No	36	63.89	n/a	n/a	0.001429	NP Intra (NDs) 1 of 2
Vanadium (mg/L)	GWC-12	0.0015	n/a	8/3/2022	0.0016	Yes	36	91.67	n/a	n/a	0.001429	NP Intra (NDs) 1 of 2
Vanadium (mg/L)	GWC-17	0.004	n/a	8/2/2022	0.001ND	No	17	76.47	n/a	n/a	0.005914	NP Intra (NDs) 1 of 2
Vanadium (mg/L)	GWC-18	0.007255	n/a	8/2/2022	0.0028	No	17	0	None	sqrt(x)	0.0003901	Param Intra 1 of 2
Vanadium (mg/L)	GWC-19	0.0067	n/a	8/3/2022	0.0022	No	17	41.18	n/a	n/a	0.005914	NP Intra (normality) 1 of 2
Vanadium (mg/L)	GWC-20	0.0074	n/a	8/3/2022	0.0017	No	17	70.59	n/a	n/a	0.005914	NP Intra (NDs) 1 of 2
Vanadium (mg/L)	GWC-21	0.0058	n/a	8/4/2022	0.0019	No	17	64.71	n/a	n/a	0.005914	NP Intra (NDs) 1 of 2
Vanadium (mg/L)	GWC-23	0.009186	n/a	8/4/2022	0.00095J	No	12	50	Kaplan-Meier	ln(x)	0.0003901	Param Intra 1 of 2
Vanadium (mg/L)	GWC-9	0.006	n/a	8/3/2022	0.0016	No	37	86.49	n/a	n/a	0.001361	NP Intra (NDs) 1 of 2
Zinc (mg/L)	GWA-13	0.0061	n/a	8/2/2022	0.005ND	No	17	52.94	n/a	n/a	0.005914	NP Intra (NDs) 1 of 2
Zinc (mg/L)	GWA-14	0.024	n/a	8/2/2022	0.0042J	No	17	35.29	n/a	n/a	0.005914	NP Intra (normality) 1 of 2
Zinc (mg/L)	GWA-15	0.01172	n/a	8/2/2022	0.0039J	No	17	35.29	Kaplan-Meier	ln(x)	0.0003901	Param Intra 1 of 2
Zinc (mg/L)	GWA-16	0.006209	n/a	8/2/2022	0.0032J	No	17	41.18	Kaplan-Meier	No	0.0003901	Param Intra 1 of 2
Zinc (mg/L)	GWA-2	0.02	n/a	8/2/2022	0.0074	No	38	28.95	n/a	n/a	0.001294	NP Intra (normality) 1 of 2
Zinc (mg/L)	GWA-3	0.045	n/a	8/2/2022	0.033	No	37	48.65	n/a	n/a	0.001361	NP Intra (normality) 1 of 2
Zinc (mg/L)	GWA-4A	0.01481	n/a	8/3/2022	0.012	No	37	24.32	Kaplan-Meier	x^(1/3)	0.0003901	Param Intra 1 of 2

Intrawell Prediction Limit (Appendix I) - All Results

Plant McIntosh Client: Southern Company Data: McIntosh LF4 CCR Printed 10/31/2022, 11:39 AM

Constituent	Well	Upper Lim.	Lower Lim.	Date	Observ.	Sig.	Bg N	%NDs	ND Adj.	Transform	Alpha	Method
Zinc (mg/L)	GWA-5	0.022	n/a	8/2/2022	0.0051	No	38	34.21	n/a	n/a	0.001294	NP Intra (normality) 1 of 2
Zinc (mg/L)	GWC-1	0.015	n/a	8/3/2022	0.0073	No	37	27.03	n/a	n/a	0.001361	NP Intra (normality) 1 of 2
Zinc (mg/L)	GWC-10	0.019	n/a	8/3/2022	0.0046J	No	38	71.05	n/a	n/a	0.001294	NP Intra (NDs) 1 of 2
Zinc (mg/L)	GWC-11	0.0089	n/a	8/2/2022	0.0052	No	37	64.86	n/a	n/a	0.001361	NP Intra (NDs) 1 of 2
Zinc (mg/L)	GWC-12	0.007519	n/a	8/3/2022	0.0071	No	38	36.84	Kaplan-Meier	x^(1/3)	0.0003901	Param Intra 1 of 2
Zinc (mg/L)	GWC-17	0.02	n/a	8/2/2022	0.0074	No	17	23.53	n/a	n/a	0.005914	NP Intra (normality) 1 of 2
Zinc (mg/L)	GWC-18	0.02397	n/a	8/2/2022	0.0058	No	16	31.25	Kaplan-Meier	ln(x)	0.0003901	Param Intra 1 of 2
Zinc (mg/L)	GWC-19	0.017	n/a	8/3/2022	0.0057	No	17	41.18	n/a	n/a	0.005914	NP Intra (normality) 1 of 2
Zinc (mg/L)	GWC-20	0.0084	n/a	8/3/2022	0.0042J	No	17	52.94	n/a	n/a	0.005914	NP Intra (NDs) 1 of 2
Zinc (mg/L)	GWC-21	0.0097	n/a	8/4/2022	0.016	Yes	17	52.94	n/a	n/a	0.005914	NP Intra (NDs) 1 of 2
Zinc (mg/L)	GWC-23	0.01473	n/a	8/4/2022	0.016	Yes	12	33.33	Kaplan-Meier	sqrt(x)	0.0003901	Param Intra 1 of 2
Zinc (mg/L)	GWC-9	0.051	n/a	8/3/2022	0.005	No	38	63.16	n/a	n/a	0.001294	NP Intra (NDs) 1 of 2

Interwell Prediction Limit (Two-Step - Appendix I) - All Results (No Significant)

Plant McIntosh Client: Southern Company Data: McIntosh LF4 CCR Printed 10/31/2022, 12:18 PM

Constituent	Well	Upper Lim.	Lower Lim.	Date	Observ.	Sig.	Bq N	%NDs	ND Adj.	Transform	Alpha	Method
Nickel (mg/L)	GWC-12	0.0072	n/a	8/3/2022	0.0064	No	272	67.28	n/a	n/a	0.00004916	NP (NDs) 1 of 2
Nickel (mg/L)	GWC-19	0.0072	n/a	8/3/2022	0.0051	No	272	67.28	n/a	n/a	0.00004916	NP (NDs) 1 of 2
Vanadium (mg/L)	GWC-12	0.0074	n/a	8/3/2022	0.0016	No	273	77.66	n/a	n/a	0.00004916	NP (NDs) 1 of 2
Zinc (mg/L)	GWC-21	0.045	n/a	8/4/2022	0.016	No	271	34.69	n/a	n/a	0.00004916	NP (normality) 1 of 2
Zinc (mg/L)	GWC-23	0.045	n/a	8/4/2022	0.016	No	271	34.69	n/a	n/a	0.00004916	NP (normality) 1 of 2

Trend Tests (Appendix I Prediction Limit Exceedances) - Significant Results

Plant McIntosh Client: Southern Company Data: McIntosh LF4 CCR Printed 10/31/2022, 4:51 PM

<u>Constituent</u>	<u>Well</u>	<u>Slope</u>	<u>Calc.</u>	<u>Critical</u>	<u>Sig.</u>	<u>N</u>	<u>%NDs</u>	<u>Normality</u>	<u>Xform</u>	<u>Alpha</u>	<u>Method</u>
Nickel (mg/L)	GWA-2 (bg)	0	-244	-223	Yes	40	70	n/a	n/a	0.01	NP
Nickel (mg/L)	GWC-17 (bg)	-0.000197	-100	-74	Yes	19	5.263	n/a	n/a	0.01	NP

Trend Tests (Appendix I Prediction Limit Exceedances) - All Results

Plant McIntosh Client: Southern Company Data: McIntosh LF4 CCR Printed 10/31/2022, 4:51 PM

Constituent	Well	Slope	Calc.	Critical	Sig.	N	%NDs	Normality	Xform	Alpha	Method
Nickel (mg/L)	GWA-13 (bg)	0	-17	-74	No	19	84.21	n/a	n/a	0.01	NP
Nickel (mg/L)	GWA-14 (bg)	0	-37	-74	No	19	63.16	n/a	n/a	0.01	NP
Nickel (mg/L)	GWA-15 (bg)	0	-39	-74	No	19	73.68	n/a	n/a	0.01	NP
Nickel (mg/L)	GWA-16 (bg)	0	-38	-74	No	19	73.68	n/a	n/a	0.01	NP
Nickel (mg/L)	GWA-2 (bg)	0	-244	-223	Yes	40	70	n/a	n/a	0.01	NP
Nickel (mg/L)	GWA-3 (bg)	0	-137	-206	No	38	86.84	n/a	n/a	0.01	NP
Nickel (mg/L)	GWA-4A (bg)	0	3	223	No	40	60	n/a	n/a	0.01	NP
Nickel (mg/L)	GWA-5 (bg)	0	-140	-223	No	40	85	n/a	n/a	0.01	NP
Nickel (mg/L)	GWC-12	0	-134	-223	No	40	72.5	n/a	n/a	0.01	NP
Nickel (mg/L)	GWC-17 (bg)	-0.000197	-100	-74	Yes	19	5.263	n/a	n/a	0.01	NP
Nickel (mg/L)	GWC-18 (bg)	-0.0001424	-72	-74	No	19	36.84	n/a	n/a	0.01	NP
Nickel (mg/L)	GWC-19	-0.0001203	-70	-74	No	19	5.263	n/a	n/a	0.01	NP
Vanadium (mg/L)	GWA-13 (bg)	0	9	74	No	19	78.95	n/a	n/a	0.01	NP
Vanadium (mg/L)	GWA-14 (bg)	0	13	74	No	19	89.47	n/a	n/a	0.01	NP
Vanadium (mg/L)	GWA-15 (bg)	0	8	74	No	19	78.95	n/a	n/a	0.01	NP
Vanadium (mg/L)	GWA-16 (bg)	0	11	74	No	19	78.95	n/a	n/a	0.01	NP
Vanadium (mg/L)	GWA-2 (bg)	0	46	223	No	40	85	n/a	n/a	0.01	NP
Vanadium (mg/L)	GWA-3 (bg)	0	-1	-214	No	39	82.05	n/a	n/a	0.01	NP
Vanadium (mg/L)	GWA-4A (bg)	0	-3	-223	No	40	85	n/a	n/a	0.01	NP
Vanadium (mg/L)	GWA-5 (bg)	0	59	223	No	40	87.5	n/a	n/a	0.01	NP
Vanadium (mg/L)	GWC-12	0	62	206	No	38	89.47	n/a	n/a	0.01	NP
Vanadium (mg/L)	GWC-17 (bg)	0	26	74	No	19	78.95	n/a	n/a	0.01	NP
Vanadium (mg/L)	GWC-18 (bg)	0.00003518	16	74	No	19	0	n/a	n/a	0.01	NP
Zinc (mg/L)	GWA-13 (bg)	0.0001908	68	74	No	19	57.89	n/a	n/a	0.01	NP
Zinc (mg/L)	GWA-14 (bg)	0.0003713	73	74	No	19	31.58	n/a	n/a	0.01	NP
Zinc (mg/L)	GWA-15 (bg)	0.0000704	22	74	No	19	31.58	n/a	n/a	0.01	NP
Zinc (mg/L)	GWA-16 (bg)	0.0000351	33	74	No	19	36.84	n/a	n/a	0.01	NP
Zinc (mg/L)	GWA-2 (bg)	0	20	223	No	40	27.5	n/a	n/a	0.01	NP
Zinc (mg/L)	GWA-3 (bg)	0	-27	-214	No	39	48.72	n/a	n/a	0.01	NP
Zinc (mg/L)	GWA-4A (bg)	1.9e-11	61	214	No	39	25.64	n/a	n/a	0.01	NP
Zinc (mg/L)	GWA-5 (bg)	0	7	223	No	40	35	n/a	n/a	0.01	NP
Zinc (mg/L)	GWC-17 (bg)	0	1	74	No	19	21.05	n/a	n/a	0.01	NP
Zinc (mg/L)	GWC-18 (bg)	0.0003423	55	68	No	18	33.33	n/a	n/a	0.01	NP
Zinc (mg/L)	GWC-21	0	33	74	No	19	47.37	n/a	n/a	0.01	NP
Zinc (mg/L)	GWC-23	-0.0007285	-20	-48	No	14	28.57	n/a	n/a	0.01	NP

Intrawell Prediction Limit (Appendix III) - All Results (No Significant)

Plant McIntosh Client: Southern Company Data: McIntosh LF4 CCR Printed 10/31/2022, 11:02 AM

Constituent	Well	Upper Lim.	Lower Lim.	Date	Observ.	Sig.	Bg N	%NDs	ND Adj.	Transform	Alpha	Method
Sulfate (mg/L)	GWA-13	1.4	n/a	8/2/2022	1ND	No	18	61.11	n/a	n/a	0.005373	NP (NDs) 1 of 2
Sulfate (mg/L)	GWA-14	2.481	n/a	8/2/2022	1ND	No	16	31.25	Kaplan-Meier	sqrt(x)	0.0008358	Param 1 of 2
Sulfate (mg/L)	GWA-15	1.2	n/a	8/2/2022	1ND	No	18	55.56	n/a	n/a	0.005373	NP (NDs) 1 of 2
Sulfate (mg/L)	GWA-16	1	n/a	8/2/2022	1ND	No	18	66.67	n/a	n/a	0.005373	NP (NDs) 1 of 2
Sulfate (mg/L)	GWA-2	1.7	n/a	8/2/2022	1ND	No	18	55.56	n/a	n/a	0.005373	NP (NDs) 1 of 2
Sulfate (mg/L)	GWA-3	1.172	n/a	8/2/2022	0.4J	No	18	44.44	Kaplan-Meier	x^3	0.0008358	Param 1 of 2
Sulfate (mg/L)	GWA-4A	13.33	n/a	8/3/2022	2	No	18	0	None	No	0.0008358	Param 1 of 2
Sulfate (mg/L)	GWA-5	1	n/a	8/2/2022	1ND	No	18	72.22	n/a	n/a	0.005373	NP (NDs) 1 of 2
Sulfate (mg/L)	GWC-1	2.421	n/a	8/3/2022	0.45J	No	18	0	None	No	0.0008358	Param 1 of 2
Sulfate (mg/L)	GWC-10	5.704	n/a	8/3/2022	1.6	No	18	0	None	No	0.0008358	Param 1 of 2
Sulfate (mg/L)	GWC-11	6.207	n/a	8/2/2022	2.7	No	18	0	None	No	0.0008358	Param 1 of 2
Sulfate (mg/L)	GWC-12	1	n/a	8/3/2022	1ND	No	18	61.11	n/a	n/a	0.005373	NP (NDs) 1 of 2
Sulfate (mg/L)	GWC-17	1.8	n/a	8/2/2022	1ND	No	17	52.94	n/a	n/a	0.005914	NP (NDs) 1 of 2
Sulfate (mg/L)	GWC-18	6.18	n/a	8/2/2022	1.8	No	18	0	None	No	0.0008358	Param 1 of 2
Sulfate (mg/L)	GWC-19	2.906	n/a	8/3/2022	1.7	No	18	0	None	No	0.0008358	Param 1 of 2
Sulfate (mg/L)	GWC-20	2.893	n/a	8/3/2022	0.5ND	No	16	0	None	No	0.0008358	Param 1 of 2
Sulfate (mg/L)	GWC-21	1.761	n/a	8/4/2022	1ND	No	18	16.67	Kaplan-Meier	No	0.0008358	Param 1 of 2
Sulfate (mg/L)	GWC-23	3.614	n/a	8/4/2022	1.8	No	17	0	None	No	0.0008358	Param 1 of 2
Sulfate (mg/L)	GWC-9	4.1	n/a	8/3/2022	1ND	No	18	38.89	n/a	n/a	0.005373	NP (normality) 1 of 2

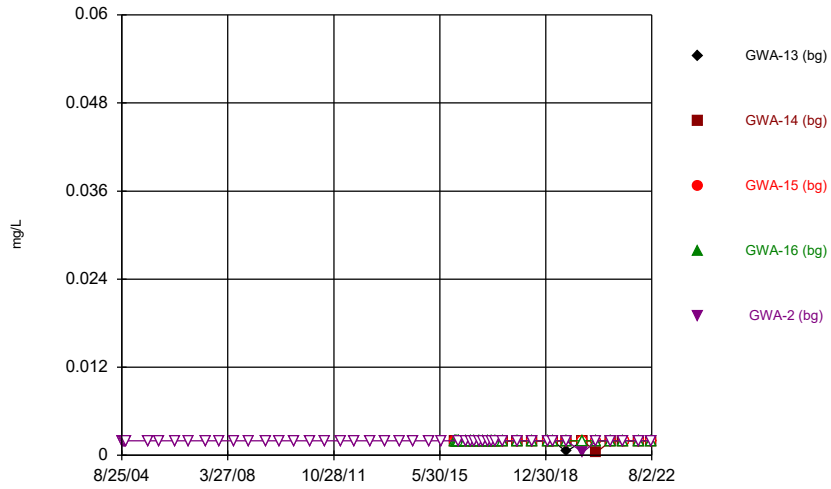
Interwell Prediction Limit (Appendix III) - All Results (No Significant)

Plant McIntosh Client: Southern Company Data: McIntosh LF4 CCR Printed 10/31/2022, 12:26 PM

Constituent	Well	Upper Lim.	Lower Lim.	Date	Observ.	Sig.	Bg N	%NDs	ND Adj.	Transform	Alpha	Method
Boron (mg/L)	GWC-1	0.11	n/a	8/3/2022	0.064J	No	200	88	n/a	n/a	0.00004916	NP Inter (NDs) 1 of 2
Boron (mg/L)	GWC-10	0.11	n/a	8/3/2022	0.08ND	No	200	88	n/a	n/a	0.00004916	NP Inter (NDs) 1 of 2
Boron (mg/L)	GWC-11	0.11	n/a	8/2/2022	0.08ND	No	200	88	n/a	n/a	0.00004916	NP Inter (NDs) 1 of 2
Boron (mg/L)	GWC-12	0.11	n/a	8/3/2022	0.08ND	No	200	88	n/a	n/a	0.00004916	NP Inter (NDs) 1 of 2
Boron (mg/L)	GWC-19	0.11	n/a	8/3/2022	0.08ND	No	200	88	n/a	n/a	0.00004916	NP Inter (NDs) 1 of 2
Boron (mg/L)	GWC-20	0.11	n/a	8/3/2022	0.08ND	No	200	88	n/a	n/a	0.00004916	NP Inter (NDs) 1 of 2
Boron (mg/L)	GWC-21	0.11	n/a	8/4/2022	0.08ND	No	200	88	n/a	n/a	0.00004916	NP Inter (NDs) 1 of 2
Boron (mg/L)	GWC-23	0.11	n/a	8/4/2022	0.08ND	No	200	88	n/a	n/a	0.00004916	NP Inter (NDs) 1 of 2
Boron (mg/L)	GWC-9	0.11	n/a	8/3/2022	0.08ND	No	200	88	n/a	n/a	0.00004916	NP Inter (NDs) 1 of 2
Calcium (mg/L)	GWC-1	33.2	n/a	8/3/2022	2.6	No	201	0	n/a	n/a	0.00004916	NP Inter (normality) 1 of 2
Calcium (mg/L)	GWC-10	33.2	n/a	8/3/2022	21	No	201	0	n/a	n/a	0.00004916	NP Inter (normality) 1 of 2
Calcium (mg/L)	GWC-11	33.2	n/a	8/2/2022	9.6	No	201	0	n/a	n/a	0.00004916	NP Inter (normality) 1 of 2
Calcium (mg/L)	GWC-12	33.2	n/a	8/3/2022	0.82	No	201	0	n/a	n/a	0.00004916	NP Inter (normality) 1 of 2
Calcium (mg/L)	GWC-19	33.2	n/a	8/3/2022	6.5	No	201	0	n/a	n/a	0.00004916	NP Inter (normality) 1 of 2
Calcium (mg/L)	GWC-20	33.2	n/a	8/3/2022	1.4	No	201	0	n/a	n/a	0.00004916	NP Inter (normality) 1 of 2
Calcium (mg/L)	GWC-21	33.2	n/a	8/4/2022	1.1	No	201	0	n/a	n/a	0.00004916	NP Inter (normality) 1 of 2
Calcium (mg/L)	GWC-23	33.2	n/a	8/4/2022	0.51	No	201	0	n/a	n/a	0.00004916	NP Inter (normality) 1 of 2
Calcium (mg/L)	GWC-9	33.2	n/a	8/3/2022	2.8	No	201	0	n/a	n/a	0.00004916	NP Inter (normality) 1 of 2
Chloride (mg/L)	GWC-1	9.4	n/a	8/3/2022	5.5	No	199	0	n/a	n/a	0.00004973	NP Inter (normality) 1 of 2
Chloride (mg/L)	GWC-10	9.4	n/a	8/3/2022	6.4	No	199	0	n/a	n/a	0.00004973	NP Inter (normality) 1 of 2
Chloride (mg/L)	GWC-11	9.4	n/a	8/2/2022	4.6	No	199	0	n/a	n/a	0.00004973	NP Inter (normality) 1 of 2
Chloride (mg/L)	GWC-12	9.4	n/a	8/3/2022	3.9	No	199	0	n/a	n/a	0.00004973	NP Inter (normality) 1 of 2
Chloride (mg/L)	GWC-19	9.4	n/a	8/3/2022	5.9	No	199	0	n/a	n/a	0.00004973	NP Inter (normality) 1 of 2
Chloride (mg/L)	GWC-20	9.4	n/a	8/3/2022	7.3	No	199	0	n/a	n/a	0.00004973	NP Inter (normality) 1 of 2
Chloride (mg/L)	GWC-21	9.4	n/a	8/4/2022	6.7	No	199	0	n/a	n/a	0.00004973	NP Inter (normality) 1 of 2
Chloride (mg/L)	GWC-23	9.4	n/a	8/4/2022	5.5	No	199	0	n/a	n/a	0.00004973	NP Inter (normality) 1 of 2
Chloride (mg/L)	GWC-9	9.4	n/a	8/3/2022	8.6	No	199	0	n/a	n/a	0.00004973	NP Inter (normality) 1 of 2
Fluoride (mg/L)	GWC-1	0.74	n/a	8/3/2022	0.1ND	No	201	64.18	n/a	n/a	0.00004916	NP Inter (NDs) 1 of 2
Fluoride (mg/L)	GWC-10	0.74	n/a	8/3/2022	0.098J	No	201	64.18	n/a	n/a	0.00004916	NP Inter (NDs) 1 of 2
Fluoride (mg/L)	GWC-11	0.74	n/a	8/2/2022	0.28	No	201	64.18	n/a	n/a	0.00004916	NP Inter (NDs) 1 of 2
Fluoride (mg/L)	GWC-12	0.74	n/a	8/3/2022	0.1ND	No	201	64.18	n/a	n/a	0.00004916	NP Inter (NDs) 1 of 2
Fluoride (mg/L)	GWC-19	0.74	n/a	8/3/2022	0.096J	No	201	64.18	n/a	n/a	0.00004916	NP Inter (NDs) 1 of 2
Fluoride (mg/L)	GWC-20	0.74	n/a	8/3/2022	0.052J	No	201	64.18	n/a	n/a	0.00004916	NP Inter (NDs) 1 of 2
Fluoride (mg/L)	GWC-21	0.74	n/a	8/4/2022	0.1ND	No	201	64.18	n/a	n/a	0.00004916	NP Inter (NDs) 1 of 2
Fluoride (mg/L)	GWC-23	0.74	n/a	8/4/2022	0.1ND	No	201	64.18	n/a	n/a	0.00004916	NP Inter (NDs) 1 of 2
Fluoride (mg/L)	GWC-9	0.74	n/a	8/3/2022	0.059J	No	201	64.18	n/a	n/a	0.00004916	NP Inter (NDs) 1 of 2
pH (S.U.)	GWC-1	7.1	4.21	8/3/2022	4.83	No	220	0	n/a	n/a	0.00009831	NP Inter (normality) 1 of 2
pH (S.U.)	GWC-10	7.1	4.21	8/3/2022	6.34	No	220	0	n/a	n/a	0.00009831	NP Inter (normality) 1 of 2
pH (S.U.)	GWC-11	7.1	4.21	8/2/2022	6.4	No	220	0	n/a	n/a	0.00009831	NP Inter (normality) 1 of 2
pH (S.U.)	GWC-12	7.1	4.21	8/3/2022	4.98	No	220	0	n/a	n/a	0.00009831	NP Inter (normality) 1 of 2
pH (S.U.)	GWC-19	7.1	4.21	8/3/2022	5.62	No	220	0	n/a	n/a	0.00009831	NP Inter (normality) 1 of 2
pH (S.U.)	GWC-20	7.1	4.21	8/3/2022	4.98	No	220	0	n/a	n/a	0.00009831	NP Inter (normality) 1 of 2
pH (S.U.)	GWC-21	7.1	4.21	8/4/2022	4.83	No	220	0	n/a	n/a	0.00009831	NP Inter (normality) 1 of 2
pH (S.U.)	GWC-23	7.1	4.21	8/4/2022	5.12	No	220	0	n/a	n/a	0.00009831	NP Inter (normality) 1 of 2
pH (S.U.)	GWC-9	7.1	4.21	8/3/2022	5.29	No	220	0	n/a	n/a	0.00009831	NP Inter (normality) 1 of 2
Total Dissolved Solids (mg/L)	GWC-1	150	n/a	8/3/2022	33	No	200	11	n/a	n/a	0.00004916	NP Inter (normality) 1 of 2
Total Dissolved Solids (mg/L)	GWC-10	150	n/a	8/3/2022	130	No	200	11	n/a	n/a	0.00004916	NP Inter (normality) 1 of 2
Total Dissolved Solids (mg/L)	GWC-11	150	n/a	8/2/2022	35	No	200	11	n/a	n/a	0.00004916	NP Inter (normality) 1 of 2
Total Dissolved Solids (mg/L)	GWC-12	150	n/a	8/3/2022	25	No	200	11	n/a	n/a	0.00004916	NP Inter (normality) 1 of 2
Total Dissolved Solids (mg/L)	GWC-19	150	n/a	8/3/2022	50	No	200	11	n/a	n/a	0.00004916	NP Inter (normality) 1 of 2
Total Dissolved Solids (mg/L)	GWC-20	150	n/a	8/3/2022	35	No	200	11	n/a	n/a	0.00004916	NP Inter (normality) 1 of 2
Total Dissolved Solids (mg/L)	GWC-21	150	n/a	8/4/2022	26	No	200	11	n/a	n/a	0.00004916	NP Inter (normality) 1 of 2
Total Dissolved Solids (mg/L)	GWC-23	150	n/a	8/4/2022	33	No	200	11	n/a	n/a	0.00004916	NP Inter (normality) 1 of 2
Total Dissolved Solids (mg/L)	GWC-9	150	n/a	8/3/2022	42	No	200	11	n/a	n/a	0.00004916	NP Inter (normality) 1 of 2

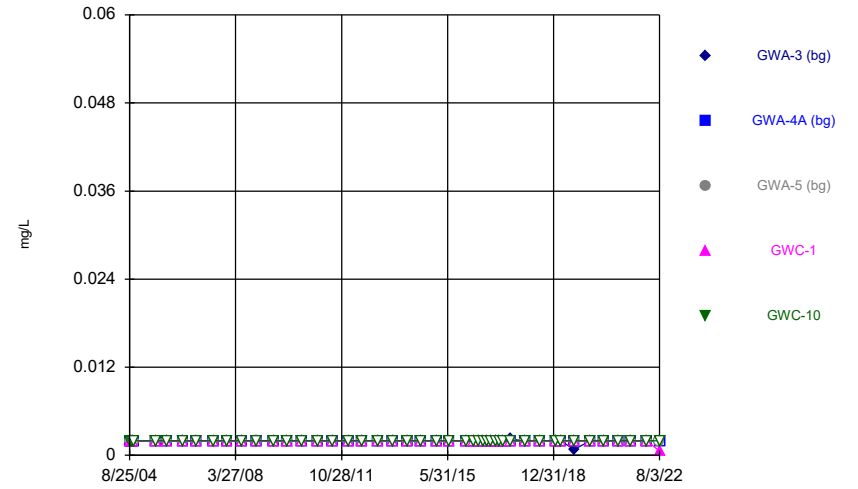
FIGURE A.

Time Series



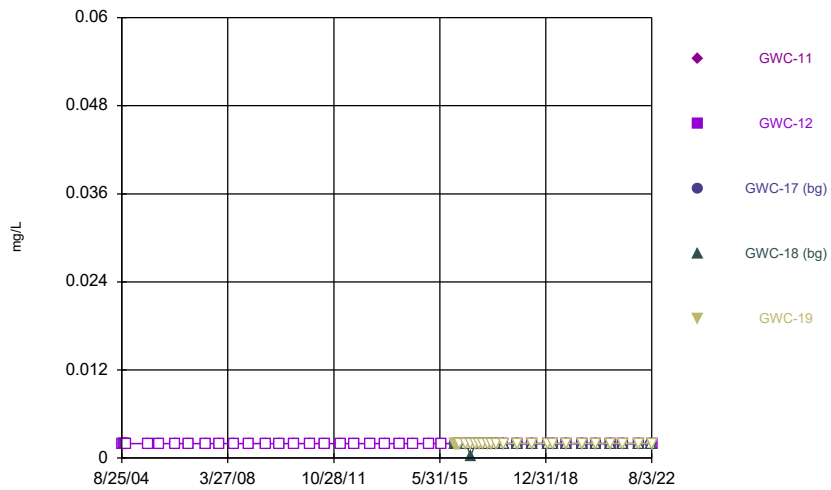
Constituent: Antimony Analysis Run 10/31/2022 4:39 PM View: Descriptive
Plant McIntosh Client: Southern Company Data: McIntosh LF4 CCR

Time Series



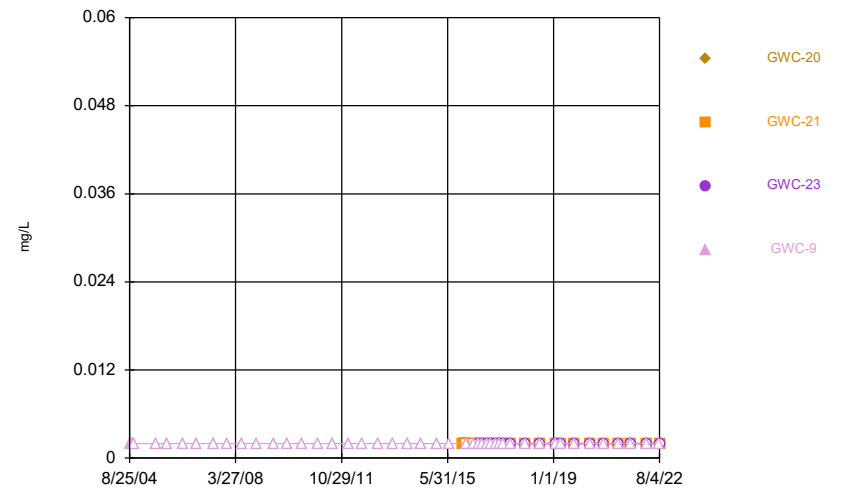
Constituent: Antimony Analysis Run 10/31/2022 4:39 PM View: Descriptive
Plant McIntosh Client: Southern Company Data: McIntosh LF4 CCR

Time Series



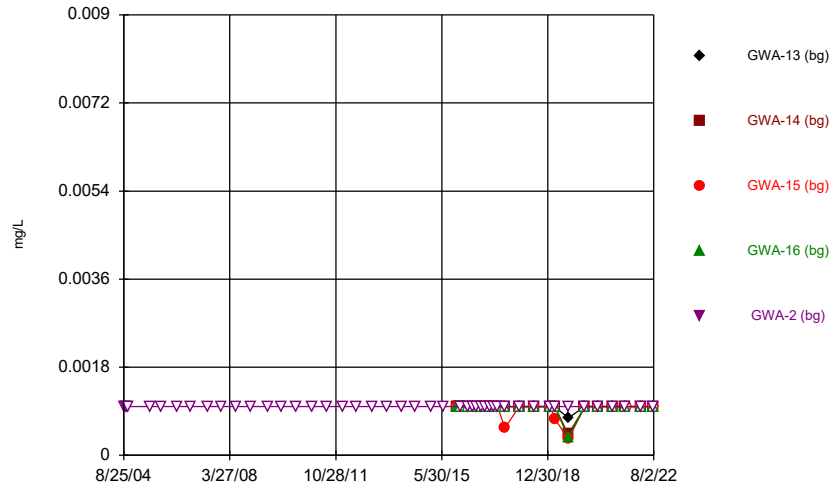
Constituent: Antimony Analysis Run 10/31/2022 4:39 PM View: Descriptive
Plant McIntosh Client: Southern Company Data: McIntosh LF4 CCR

Time Series



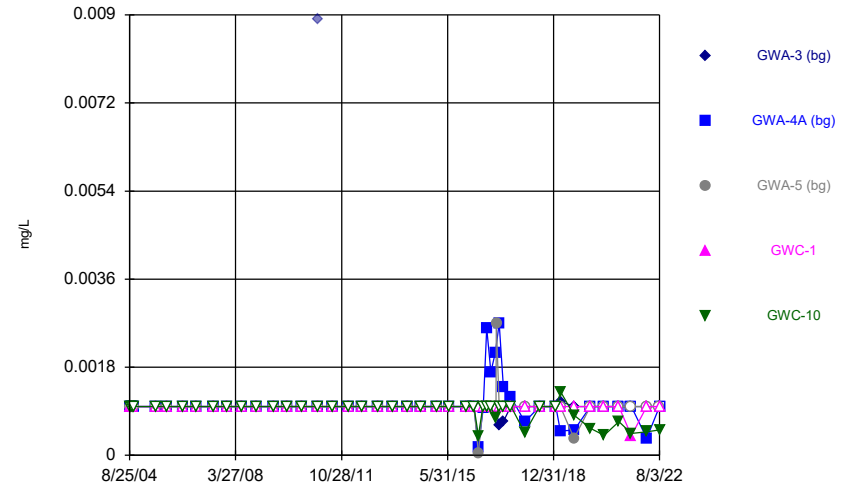
Constituent: Antimony Analysis Run 10/31/2022 4:39 PM View: Descriptive
Plant McIntosh Client: Southern Company Data: McIntosh LF4 CCR

Time Series



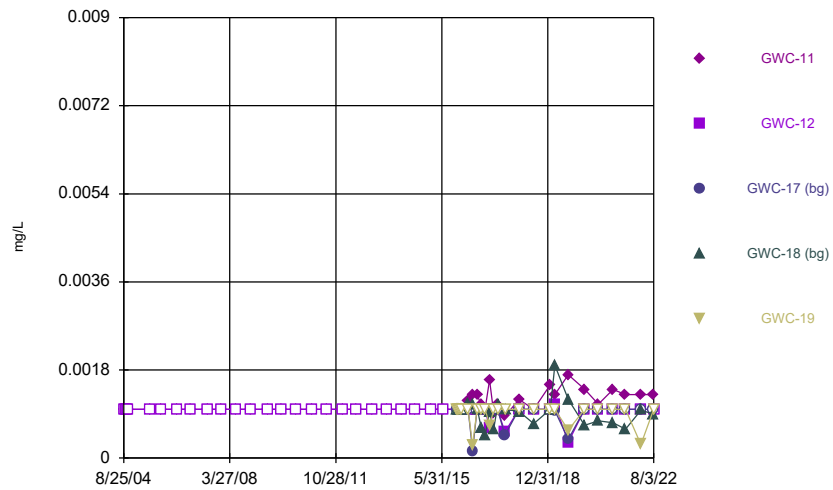
Constituent: Arsenic Analysis Run 10/31/2022 4:39 PM View: Descriptive
Plant McIntosh Client: Southern Company Data: McIntosh LF4 CCR

Time Series



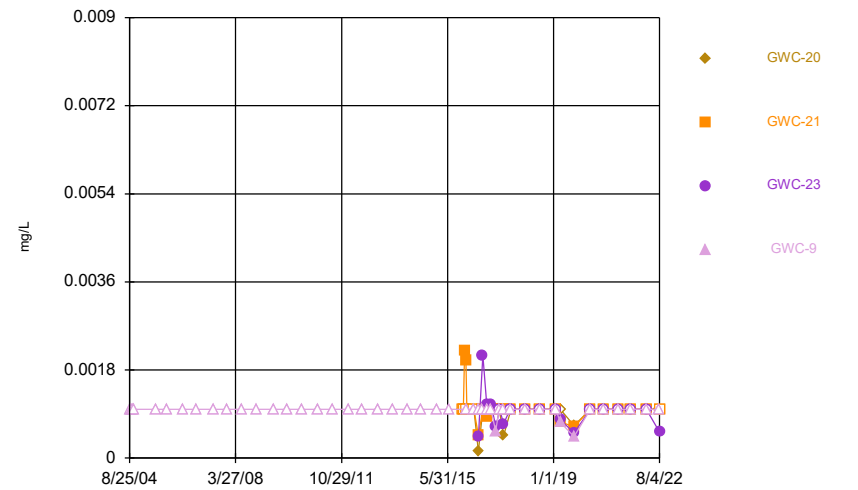
Constituent: Arsenic Analysis Run 10/31/2022 4:39 PM View: Descriptive
Plant McIntosh Client: Southern Company Data: McIntosh LF4 CCR

Time Series



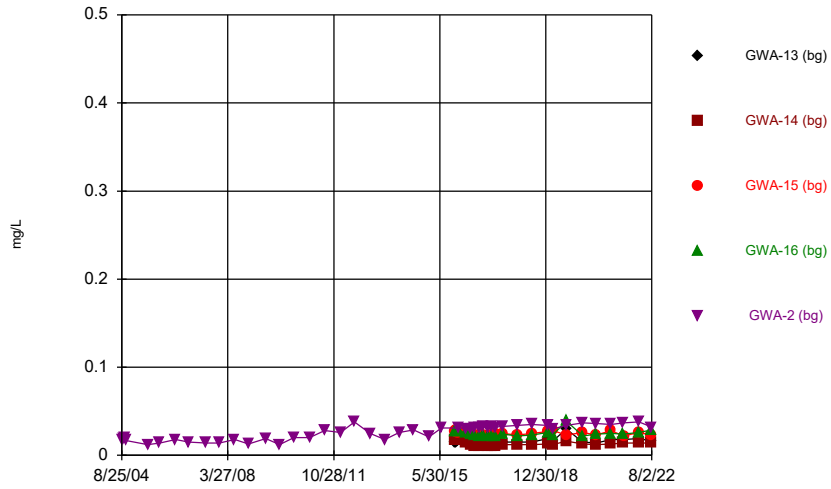
Constituent: Arsenic Analysis Run 10/31/2022 4:39 PM View: Descriptive
Plant McIntosh Client: Southern Company Data: McIntosh LF4 CCR

Time Series



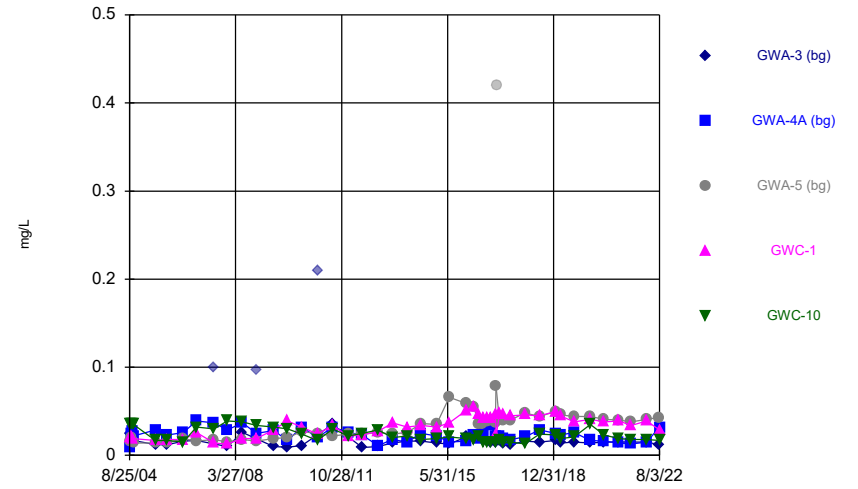
Constituent: Arsenic Analysis Run 10/31/2022 4:39 PM View: Descriptive
Plant McIntosh Client: Southern Company Data: McIntosh LF4 CCR

Time Series



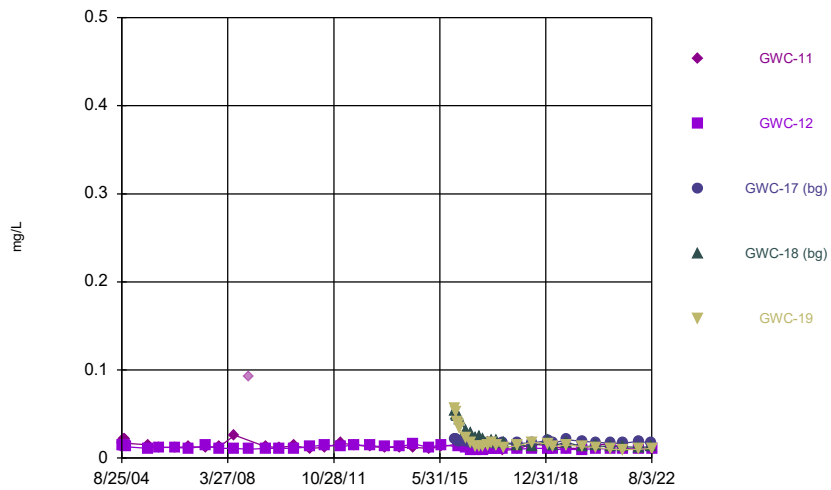
Constituent: Barium Analysis Run 10/31/2022 4:39 PM View: Descriptive
Plant McIntosh Client: Southern Company Data: McIntosh LF4 CCR

Time Series



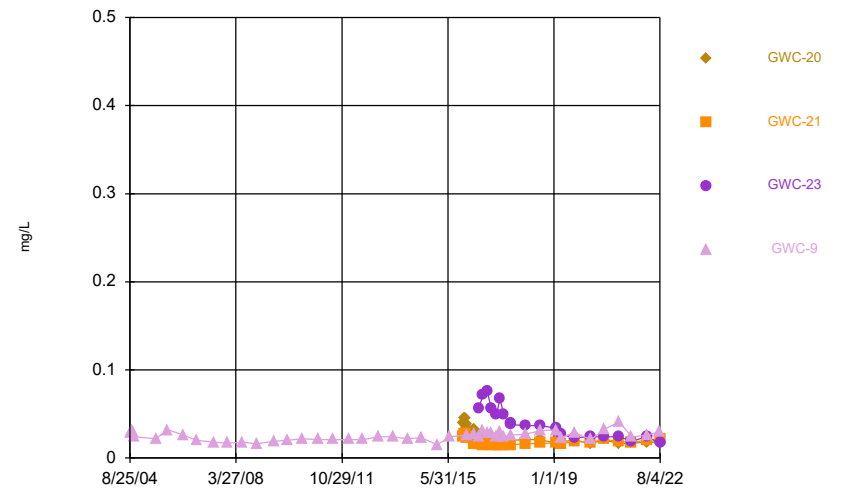
Constituent: Barium Analysis Run 10/31/2022 4:39 PM View: Descriptive
Plant McIntosh Client: Southern Company Data: McIntosh LF4 CCR

Time Series



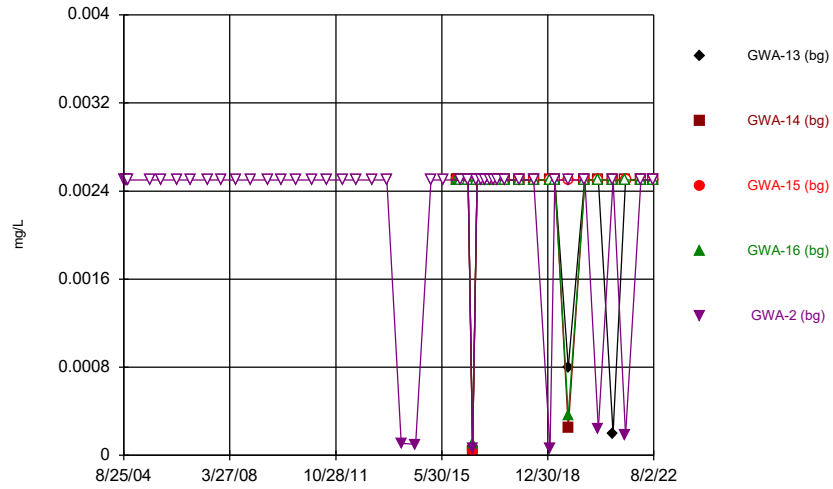
Constituent: Barium Analysis Run 10/31/2022 4:39 PM View: Descriptive
Plant McIntosh Client: Southern Company Data: McIntosh LF4 CCR

Time Series



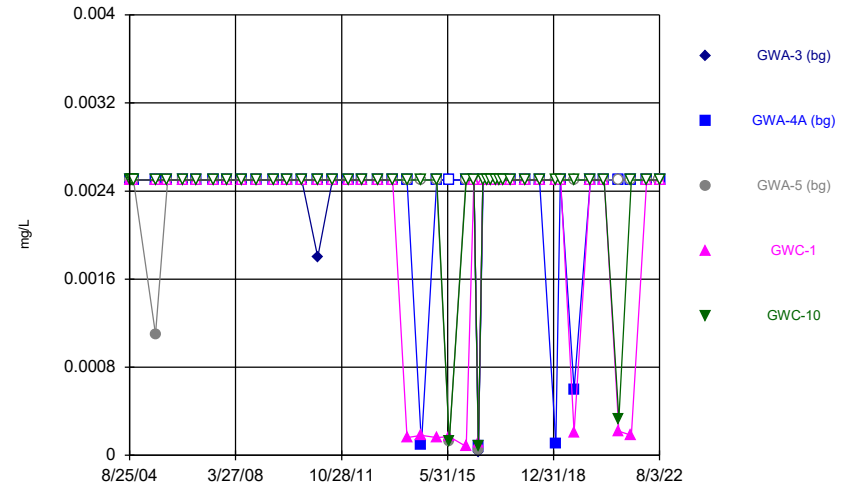
Constituent: Barium Analysis Run 10/31/2022 4:39 PM View: Descriptive
Plant McIntosh Client: Southern Company Data: McIntosh LF4 CCR

Time Series



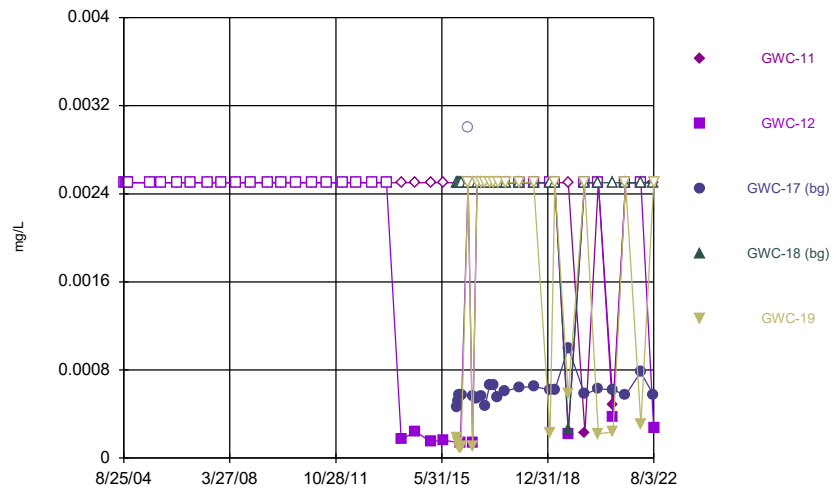
Constituent: Beryllium Analysis Run 10/31/2022 4:39 PM View: Descriptive
Plant McIntosh Client: Southern Company Data: McIntosh LF4 CCR

Time Series



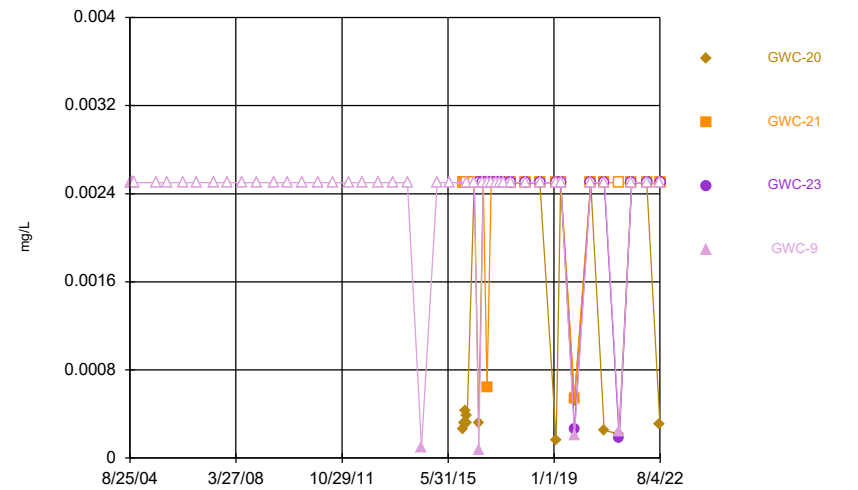
Constituent: Beryllium Analysis Run 10/31/2022 4:39 PM View: Descriptive
Plant McIntosh Client: Southern Company Data: McIntosh LF4 CCR

Time Series



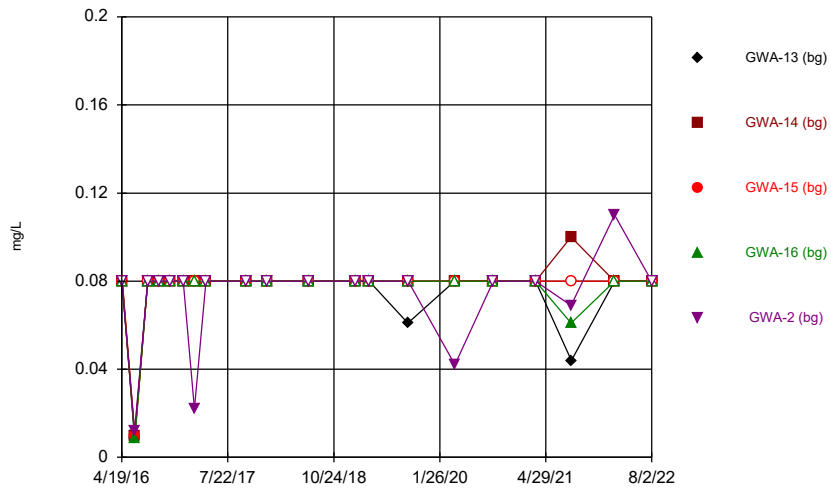
Constituent: Beryllium Analysis Run 10/31/2022 4:39 PM View: Descriptive
Plant McIntosh Client: Southern Company Data: McIntosh LF4 CCR

Time Series



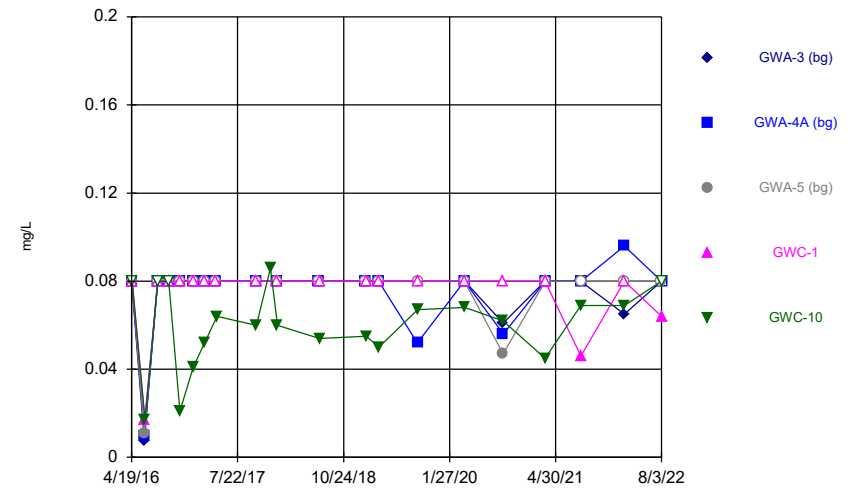
Constituent: Beryllium Analysis Run 10/31/2022 4:39 PM View: Descriptive
Plant McIntosh Client: Southern Company Data: McIntosh LF4 CCR

Time Series



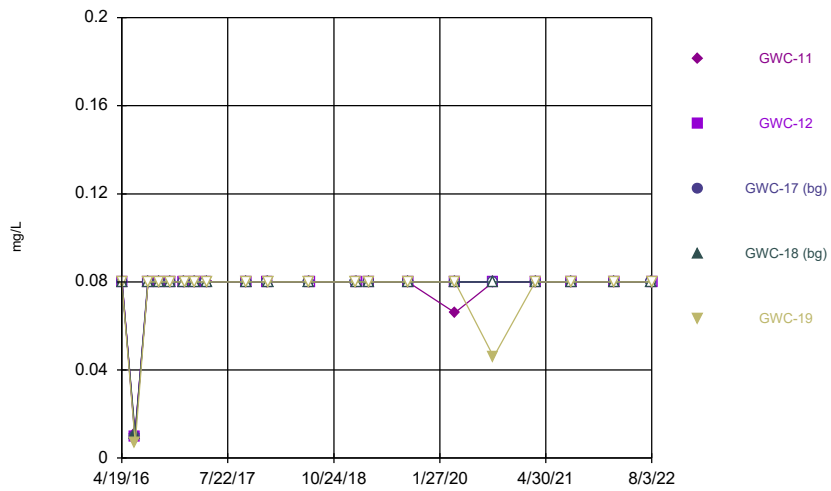
Constituent: Boron Analysis Run 10/31/2022 4:39 PM View: Descriptive
Plant McIntosh Client: Southern Company Data: McIntosh LF4 CCR

Time Series



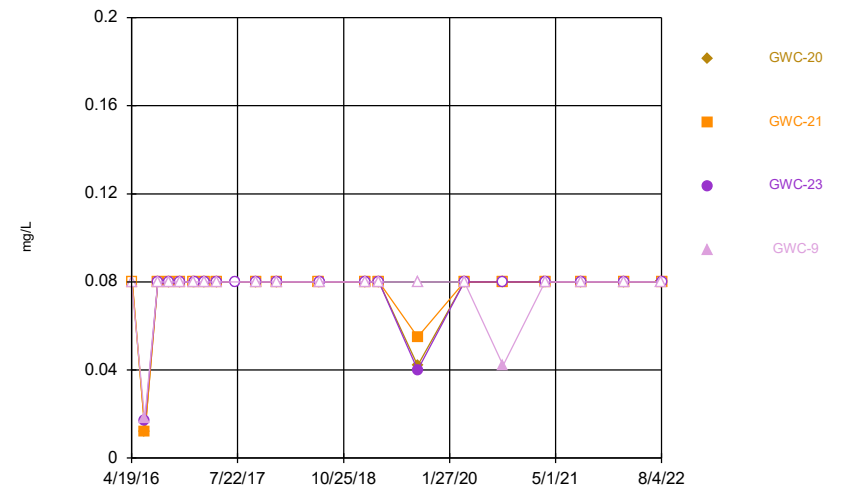
Constituent: Boron Analysis Run 10/31/2022 4:39 PM View: Descriptive
Plant McIntosh Client: Southern Company Data: McIntosh LF4 CCR

Time Series



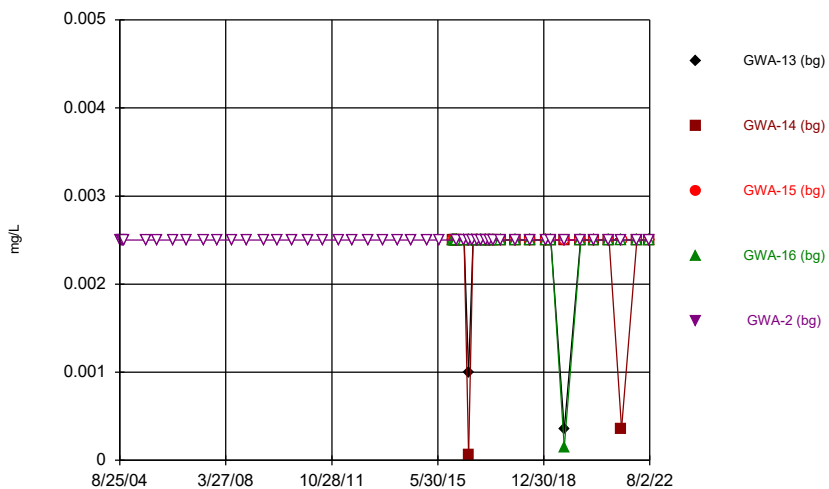
Constituent: Boron Analysis Run 10/31/2022 4:39 PM View: Descriptive
Plant McIntosh Client: Southern Company Data: McIntosh LF4 CCR

Time Series



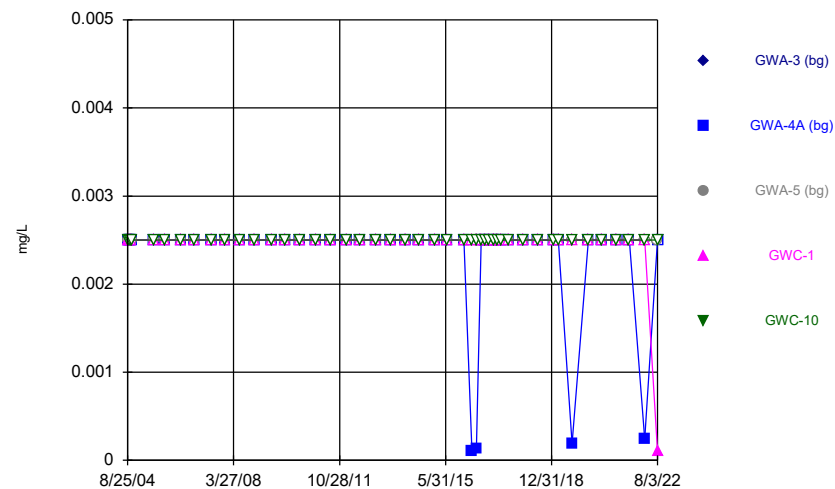
Constituent: Boron Analysis Run 10/31/2022 4:39 PM View: Descriptive
Plant McIntosh Client: Southern Company Data: McIntosh LF4 CCR

Time Series



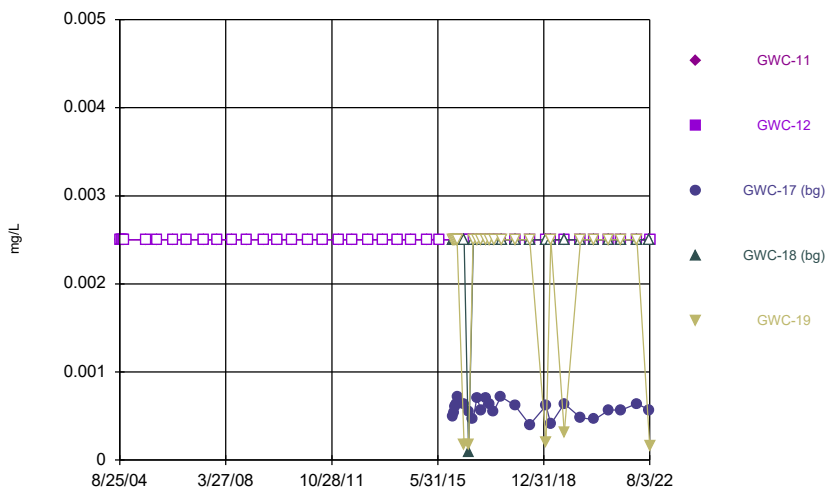
Constituent: Cadmium Analysis Run 10/31/2022 4:39 PM View: Descriptive
Plant McIntosh Client: Southern Company Data: McIntosh LF4 CCR

Time Series



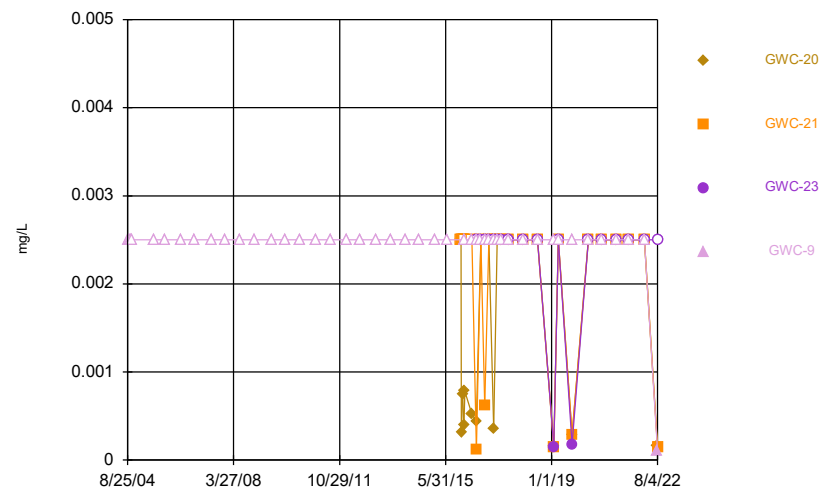
Constituent: Cadmium Analysis Run 10/31/2022 4:39 PM View: Descriptive
Plant McIntosh Client: Southern Company Data: McIntosh LF4 CCR

Time Series



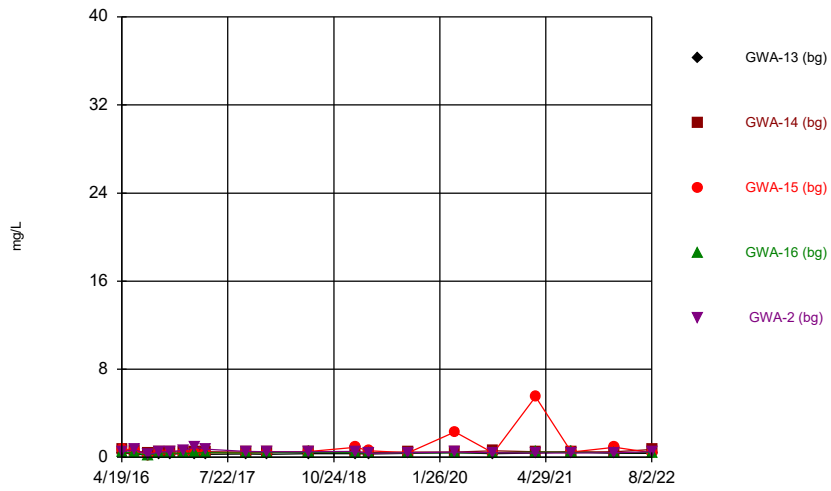
Constituent: Cadmium Analysis Run 10/31/2022 4:39 PM View: Descriptive
Plant McIntosh Client: Southern Company Data: McIntosh LF4 CCR

Time Series



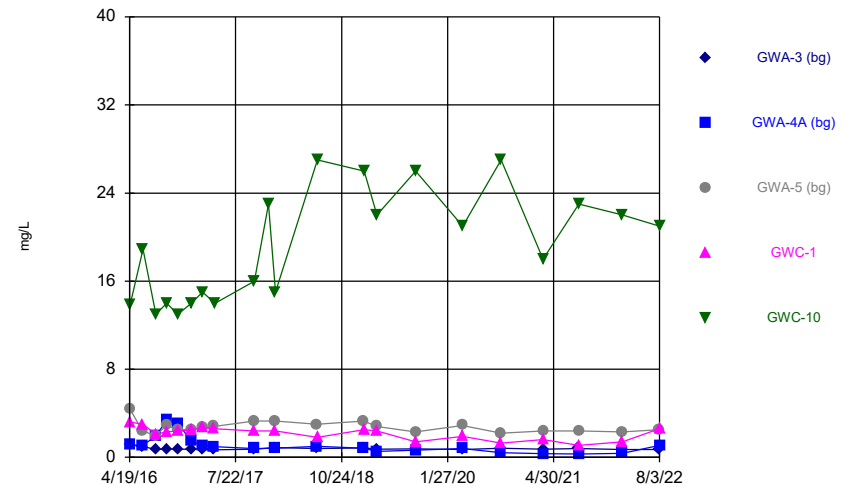
Constituent: Cadmium Analysis Run 10/31/2022 4:39 PM View: Descriptive
Plant McIntosh Client: Southern Company Data: McIntosh LF4 CCR

Time Series



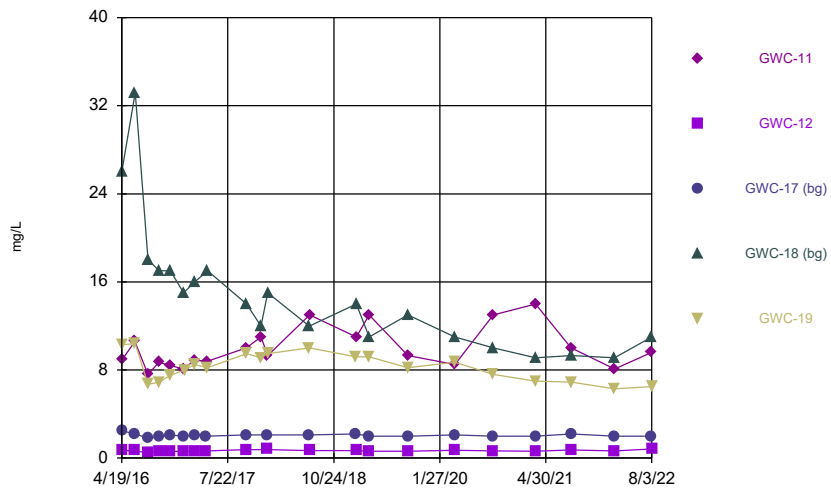
Constituent: Calcium Analysis Run 10/31/2022 4:39 PM View: Descriptive
Plant McIntosh Client: Southern Company Data: McIntosh LF4 CCR

Time Series



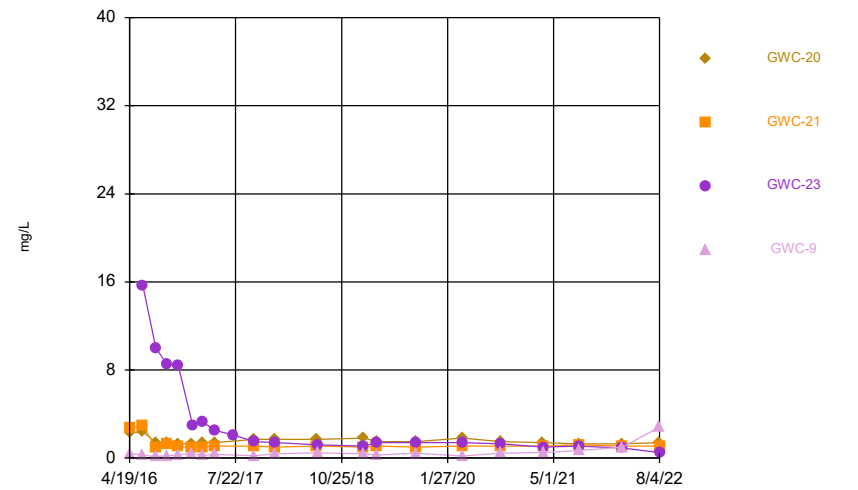
Constituent: Calcium Analysis Run 10/31/2022 4:39 PM View: Descriptive
Plant McIntosh Client: Southern Company Data: McIntosh LF4 CCR

Time Series



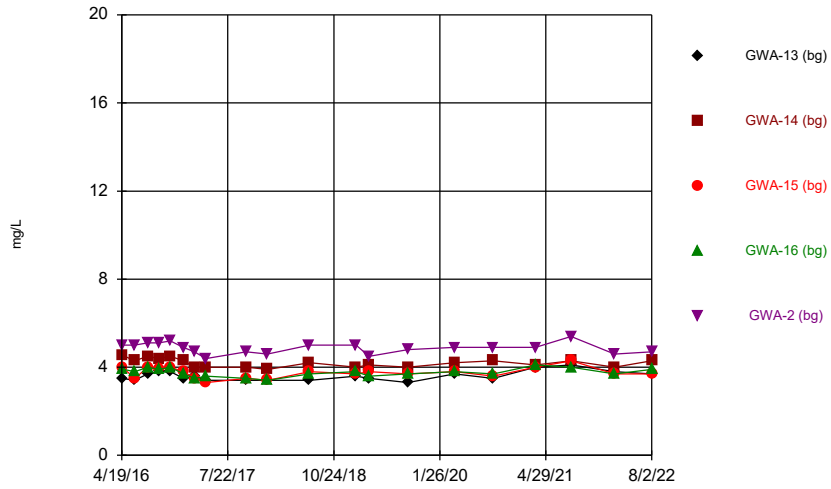
Constituent: Calcium Analysis Run 10/31/2022 4:39 PM View: Descriptive
Plant McIntosh Client: Southern Company Data: McIntosh LF4 CCR

Time Series



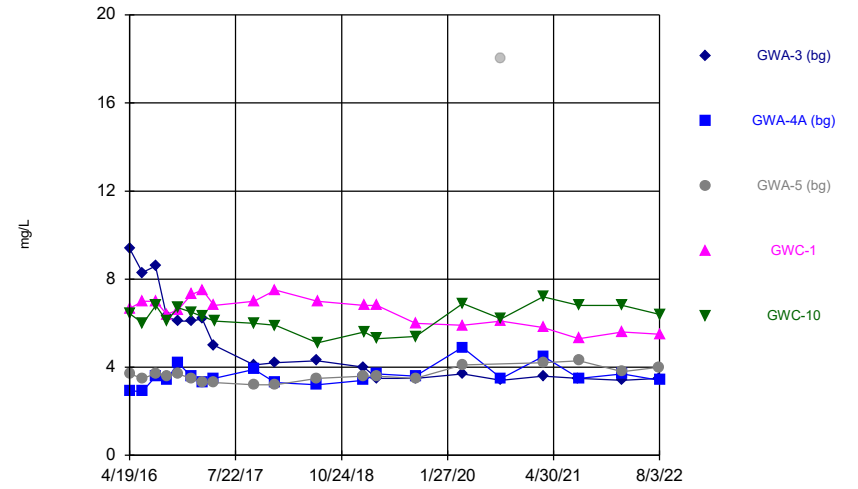
Constituent: Calcium Analysis Run 10/31/2022 4:39 PM View: Descriptive
Plant McIntosh Client: Southern Company Data: McIntosh LF4 CCR

Time Series



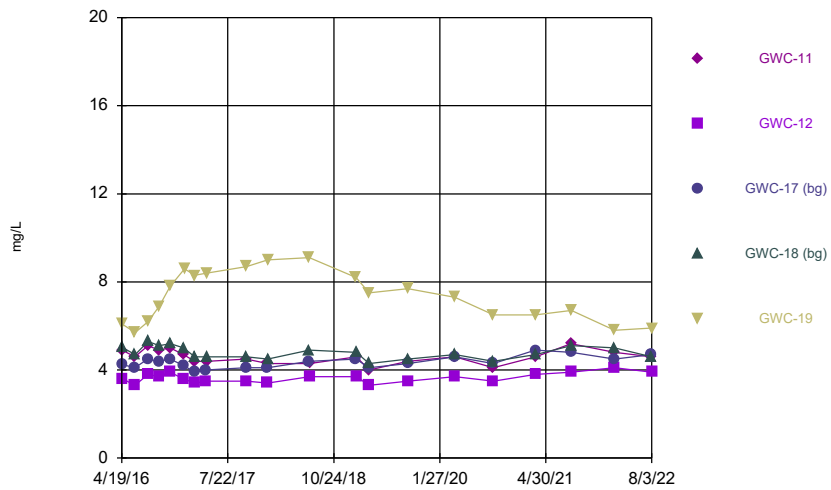
Constituent: Chloride Analysis Run 10/31/2022 4:39 PM View: Descriptive
Plant McIntosh Client: Southern Company Data: McIntosh LF4 CCR

Time Series



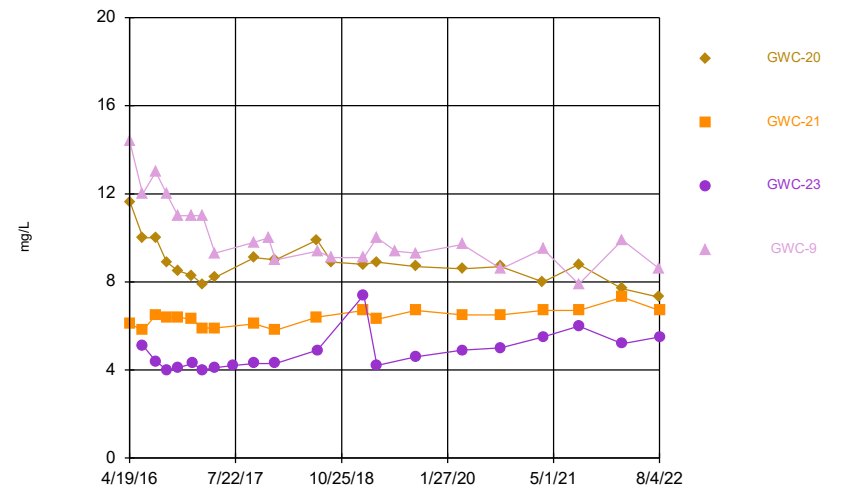
Constituent: Chloride Analysis Run 10/31/2022 4:39 PM View: Descriptive
Plant McIntosh Client: Southern Company Data: McIntosh LF4 CCR

Time Series



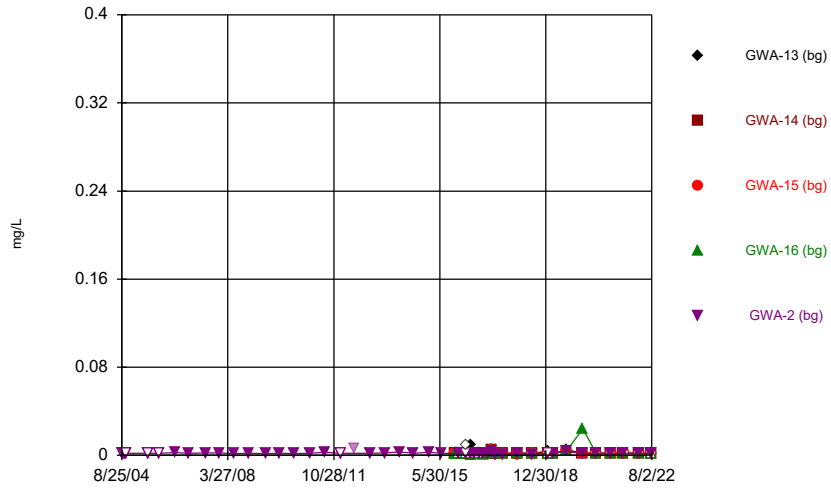
Constituent: Chloride Analysis Run 10/31/2022 4:39 PM View: Descriptive
Plant McIntosh Client: Southern Company Data: McIntosh LF4 CCR

Time Series



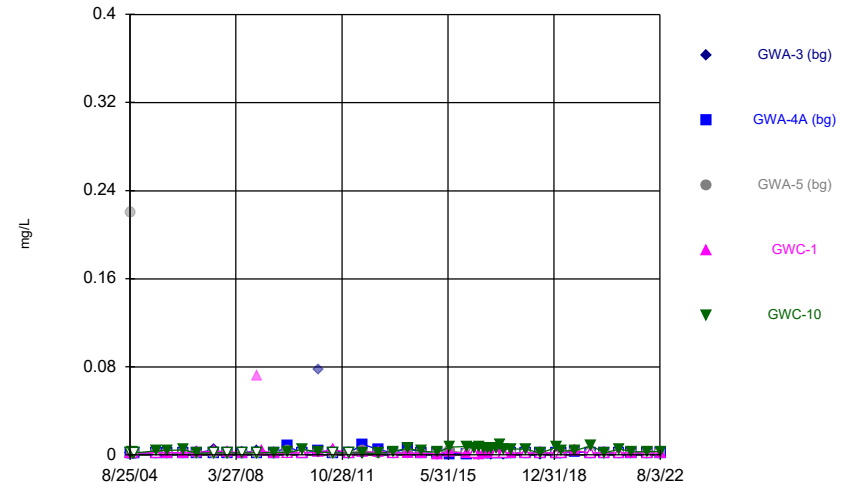
Constituent: Chloride Analysis Run 10/31/2022 4:39 PM View: Descriptive
Plant McIntosh Client: Southern Company Data: McIntosh LF4 CCR

Time Series



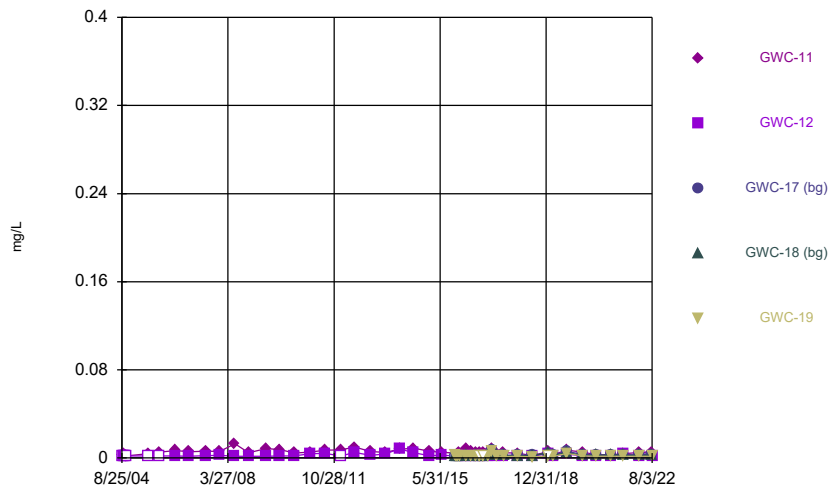
Constituent: Chromium Analysis Run 10/31/2022 4:39 PM View: Descriptive
Plant McIntosh Client: Southern Company Data: McIntosh LF4 CCR

Time Series



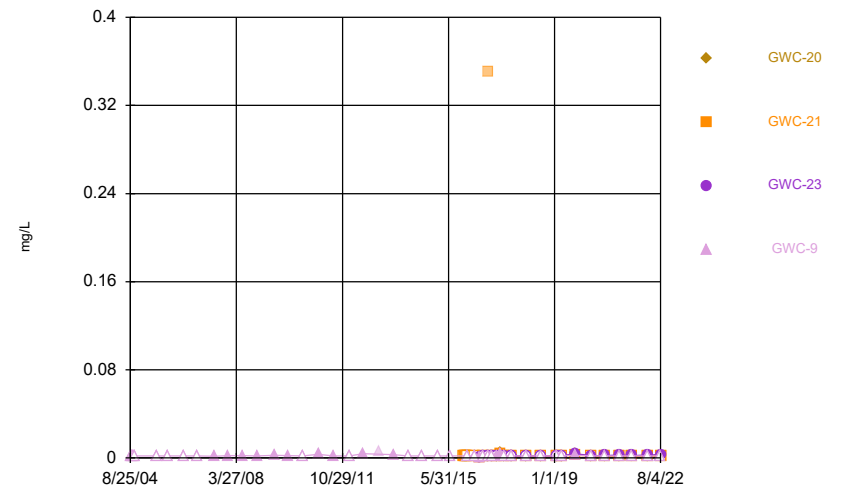
Constituent: Chromium Analysis Run 10/31/2022 4:39 PM View: Descriptive
Plant McIntosh Client: Southern Company Data: McIntosh LF4 CCR

Time Series



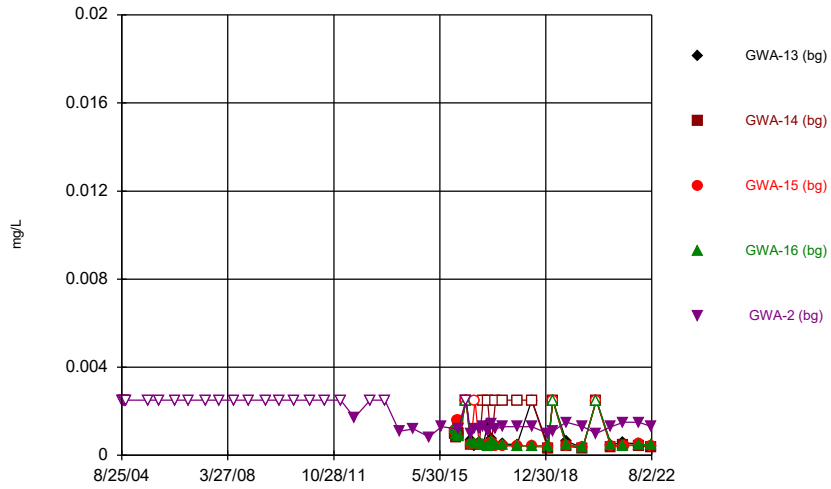
Constituent: Chromium Analysis Run 10/31/2022 4:39 PM View: Descriptive
Plant McIntosh Client: Southern Company Data: McIntosh LF4 CCR

Time Series



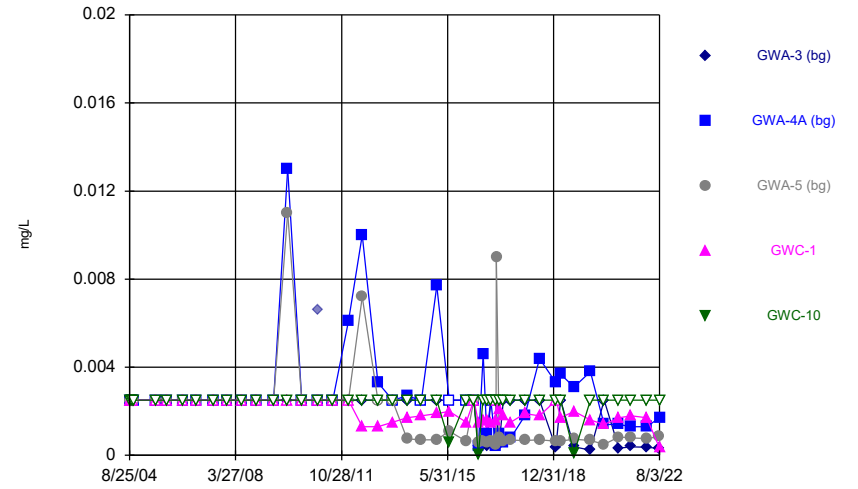
Constituent: Chromium Analysis Run 10/31/2022 4:39 PM View: Descriptive
Plant McIntosh Client: Southern Company Data: McIntosh LF4 CCR

Time Series



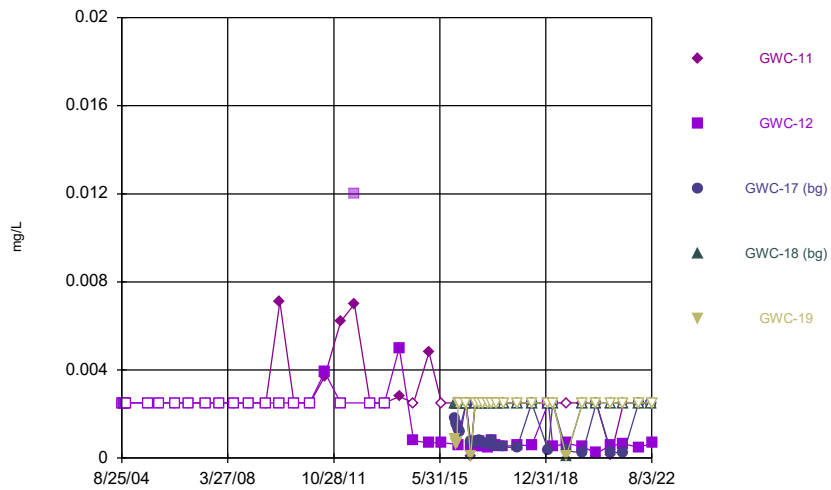
Constituent: Cobalt Analysis Run 10/31/2022 4:40 PM View: Descriptive
Plant McIntosh Client: Southern Company Data: McIntosh LF4 CCR

Time Series



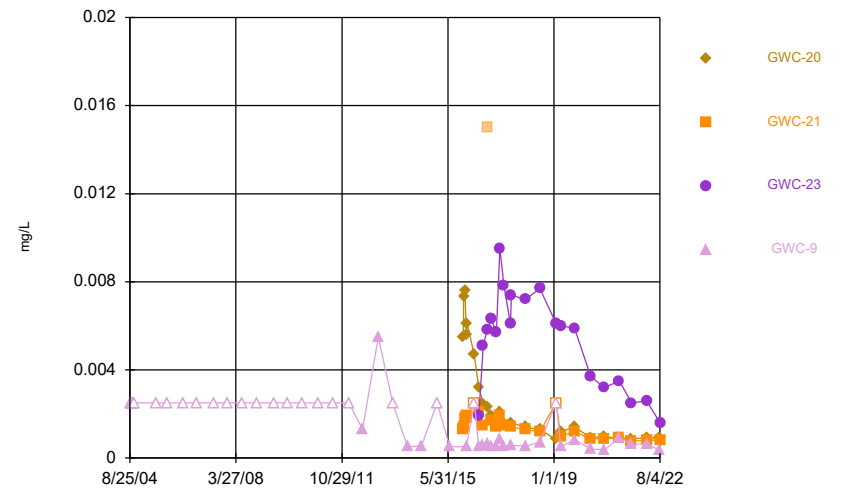
Constituent: Cobalt Analysis Run 10/31/2022 4:40 PM View: Descriptive
Plant McIntosh Client: Southern Company Data: McIntosh LF4 CCR

Time Series



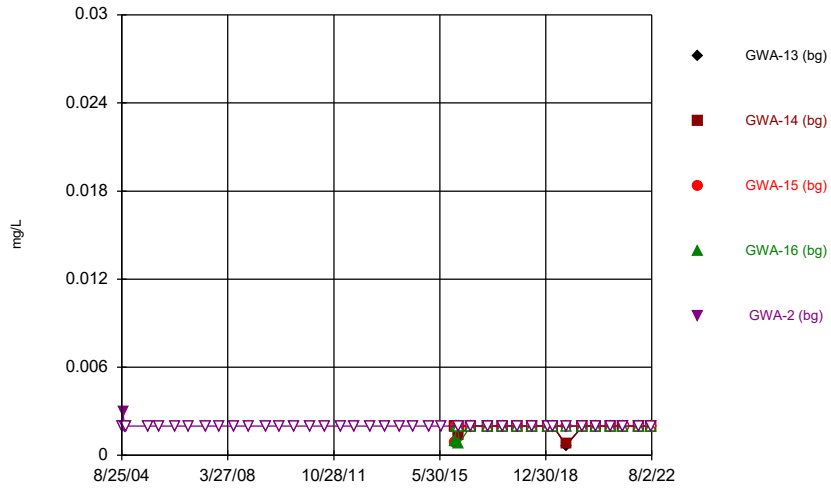
Constituent: Cobalt Analysis Run 10/31/2022 4:40 PM View: Descriptive
Plant McIntosh Client: Southern Company Data: McIntosh LF4 CCR

Time Series



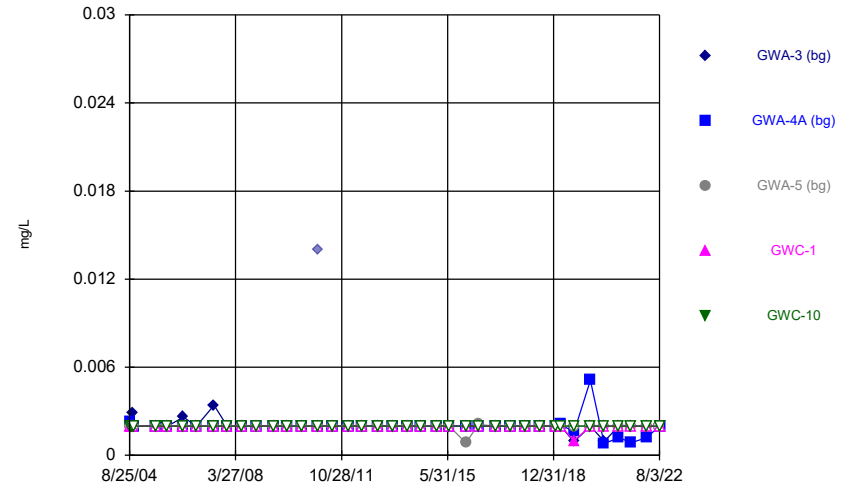
Constituent: Cobalt Analysis Run 10/31/2022 4:40 PM View: Descriptive
Plant McIntosh Client: Southern Company Data: McIntosh LF4 CCR

Time Series



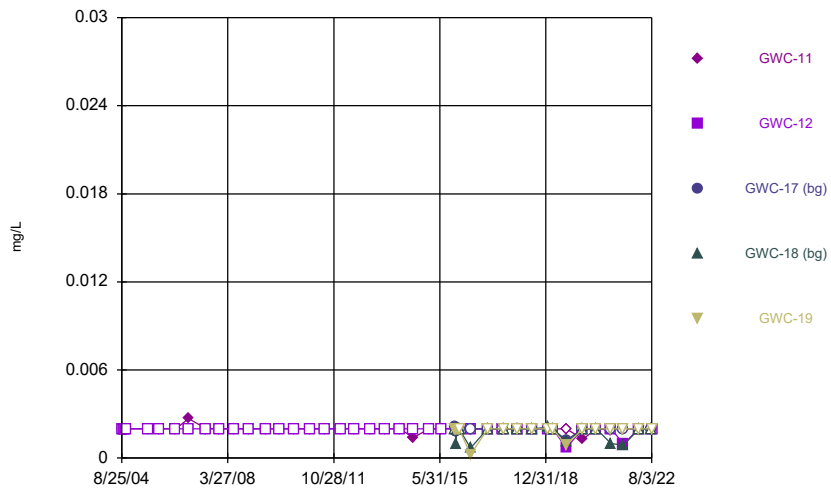
Constituent: Copper Analysis Run 10/31/2022 4:40 PM View: Descriptive
Plant McIntosh Client: Southern Company Data: McIntosh LF4 CCR

Time Series



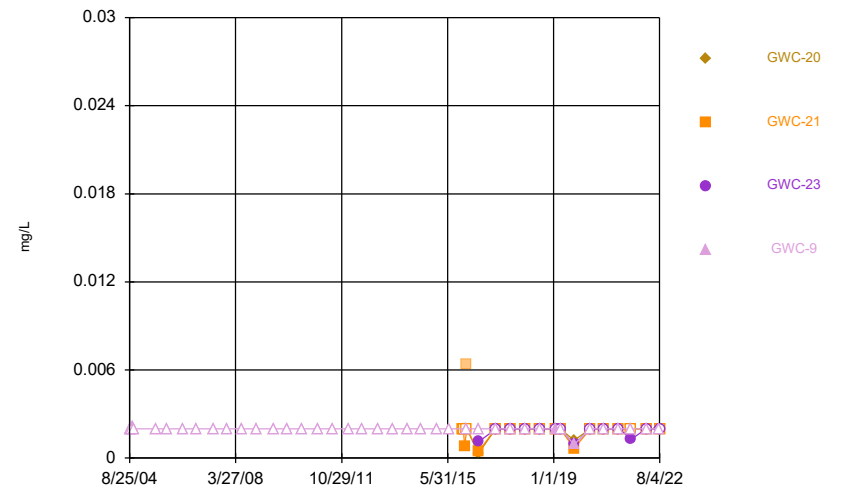
Constituent: Copper Analysis Run 10/31/2022 4:40 PM View: Descriptive
Plant McIntosh Client: Southern Company Data: McIntosh LF4 CCR

Time Series



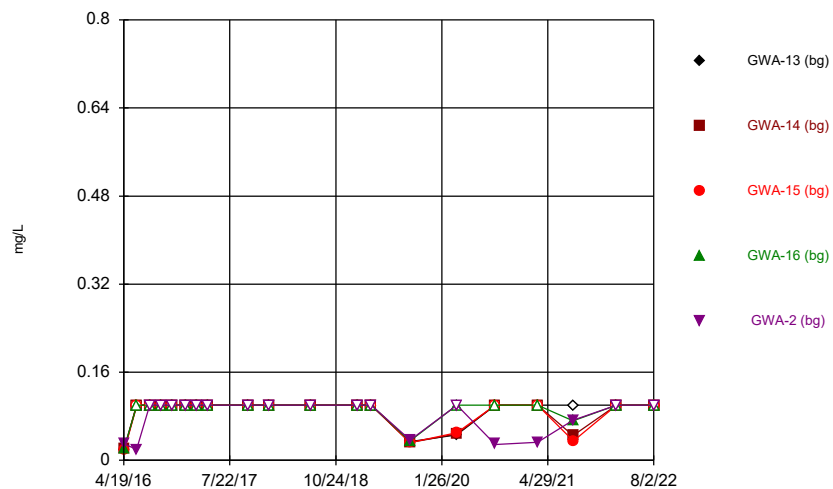
Constituent: Copper Analysis Run 10/31/2022 4:40 PM View: Descriptive
Plant McIntosh Client: Southern Company Data: McIntosh LF4 CCR

Time Series



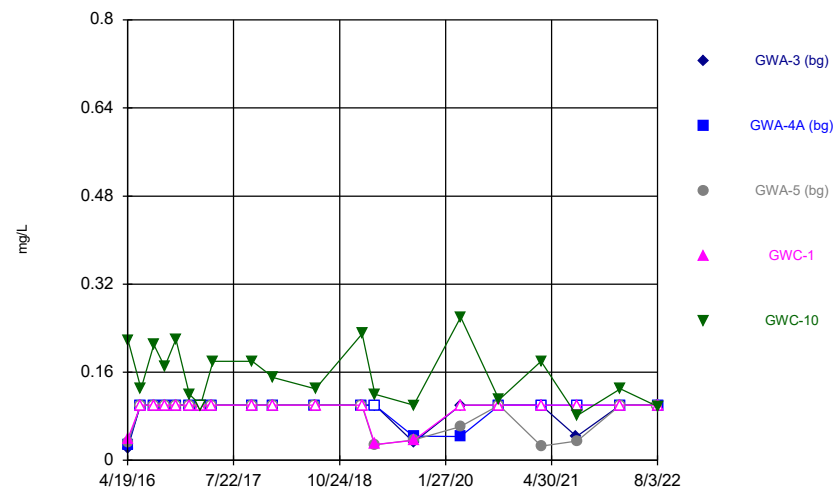
Constituent: Copper Analysis Run 10/31/2022 4:40 PM View: Descriptive
Plant McIntosh Client: Southern Company Data: McIntosh LF4 CCR

Time Series



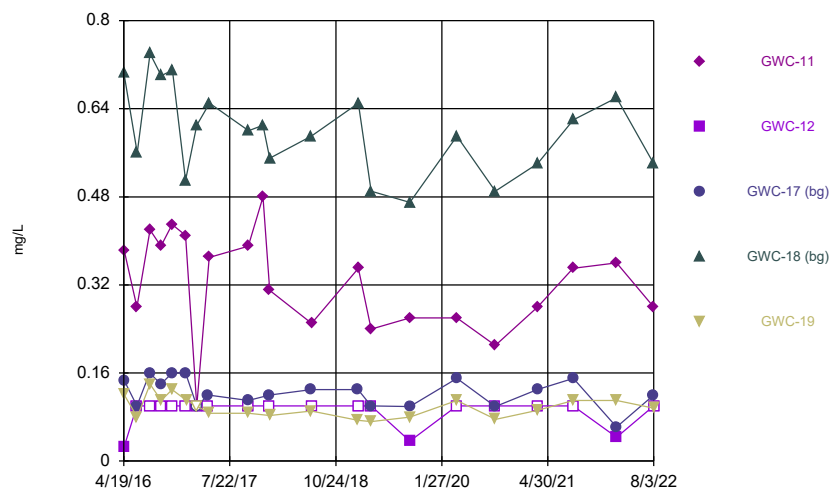
Constituent: Fluoride Analysis Run 10/31/2022 4:40 PM View: Descriptive
Plant McIntosh Client: Southern Company Data: McIntosh LF4 CCR

Time Series



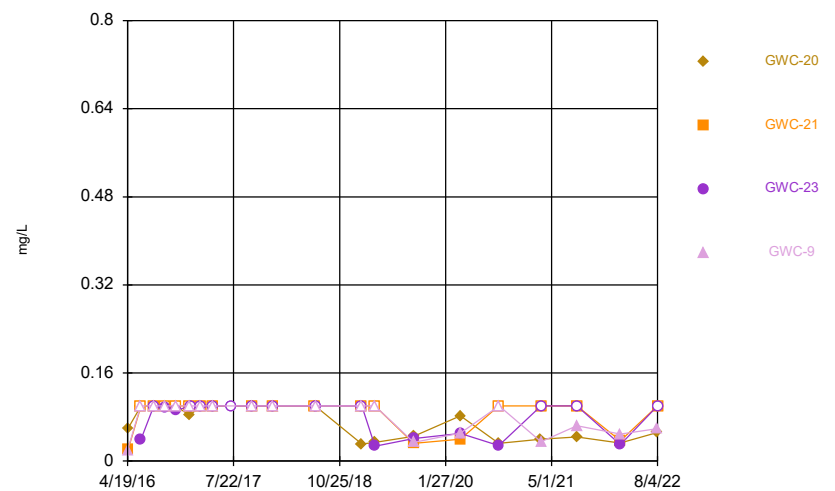
Constituent: Fluoride Analysis Run 10/31/2022 4:40 PM View: Descriptive
Plant McIntosh Client: Southern Company Data: McIntosh LF4 CCR

Time Series



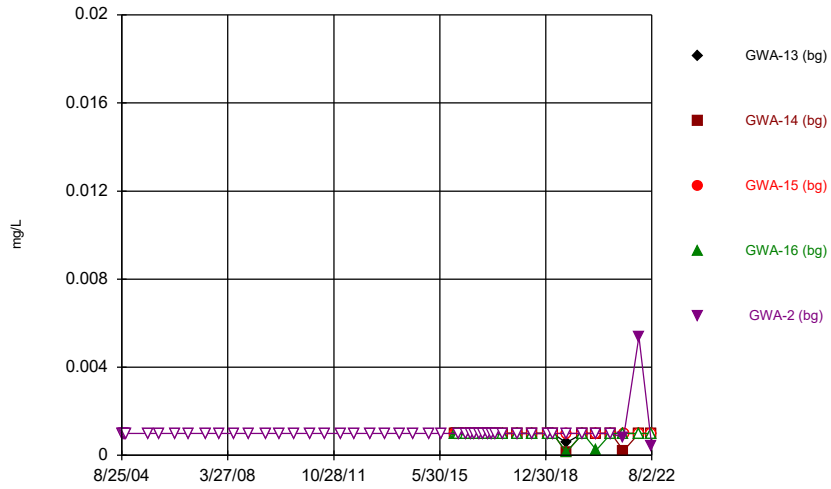
Constituent: Fluoride Analysis Run 10/31/2022 4:40 PM View: Descriptive
Plant McIntosh Client: Southern Company Data: McIntosh LF4 CCR

Time Series



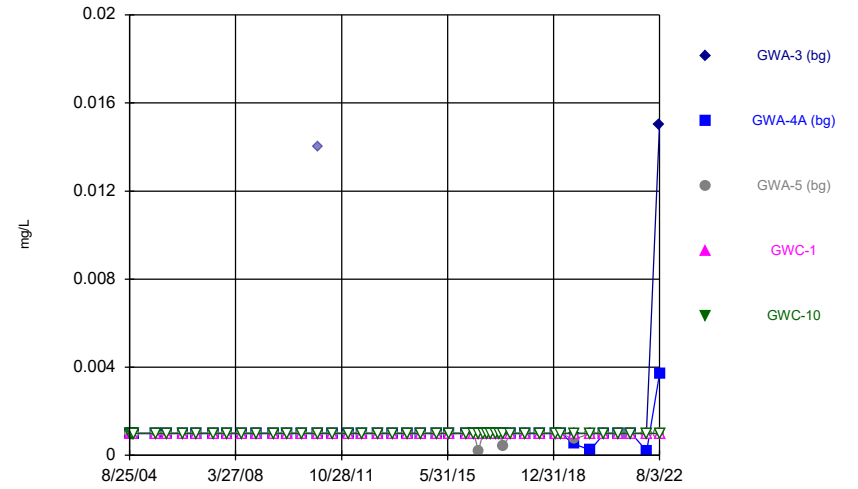
Constituent: Fluoride Analysis Run 10/31/2022 4:40 PM View: Descriptive
Plant McIntosh Client: Southern Company Data: McIntosh LF4 CCR

Time Series



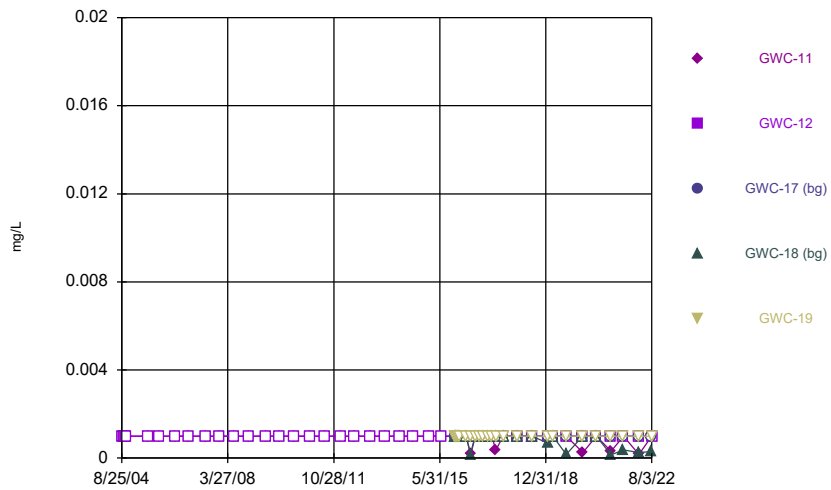
Constituent: Lead Analysis Run 10/31/2022 4:40 PM View: Descriptive
Plant McIntosh Client: Southern Company Data: McIntosh LF4 CCR

Time Series



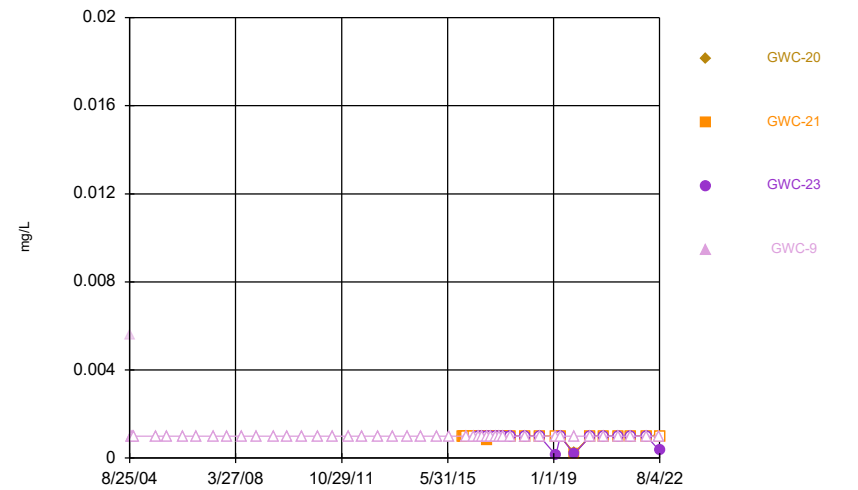
Constituent: Lead Analysis Run 10/31/2022 4:40 PM View: Descriptive
Plant McIntosh Client: Southern Company Data: McIntosh LF4 CCR

Time Series



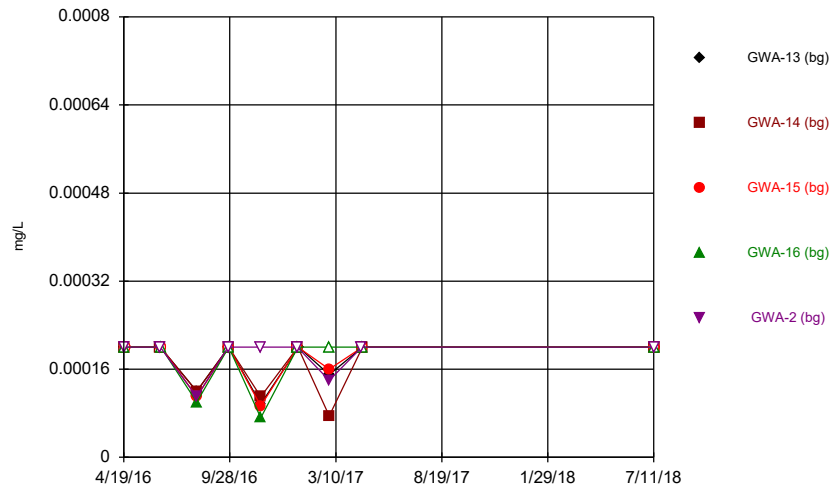
Constituent: Lead Analysis Run 10/31/2022 4:40 PM View: Descriptive
Plant McIntosh Client: Southern Company Data: McIntosh LF4 CCR

Time Series



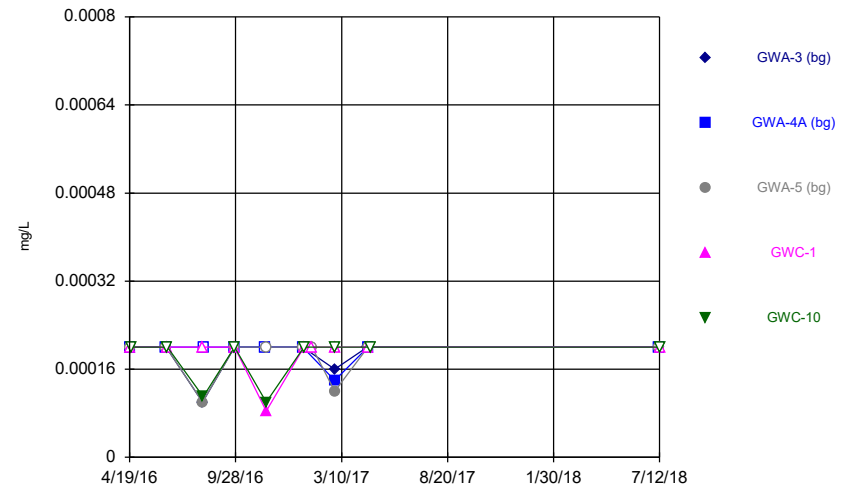
Constituent: Lead Analysis Run 10/31/2022 4:40 PM View: Descriptive
Plant McIntosh Client: Southern Company Data: McIntosh LF4 CCR

Time Series



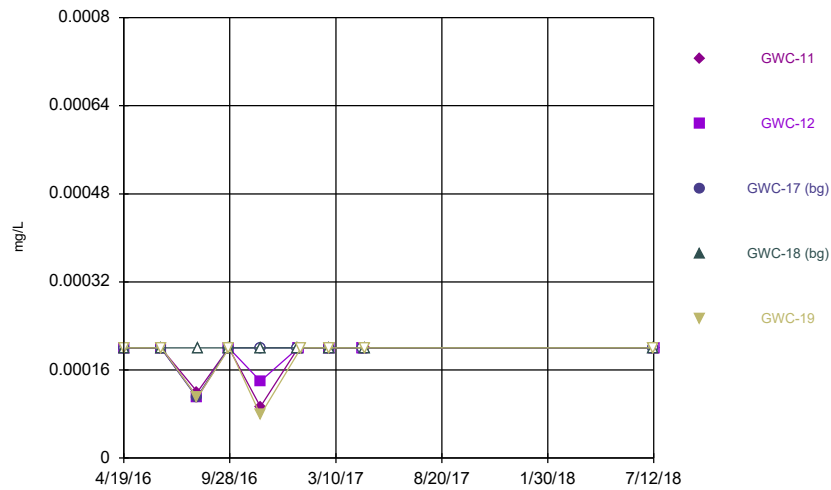
Constituent: Mercury Analysis Run 10/31/2022 4:40 PM View: Descriptive
Plant McIntosh Client: Southern Company Data: McIntosh LF4 CCR

Time Series



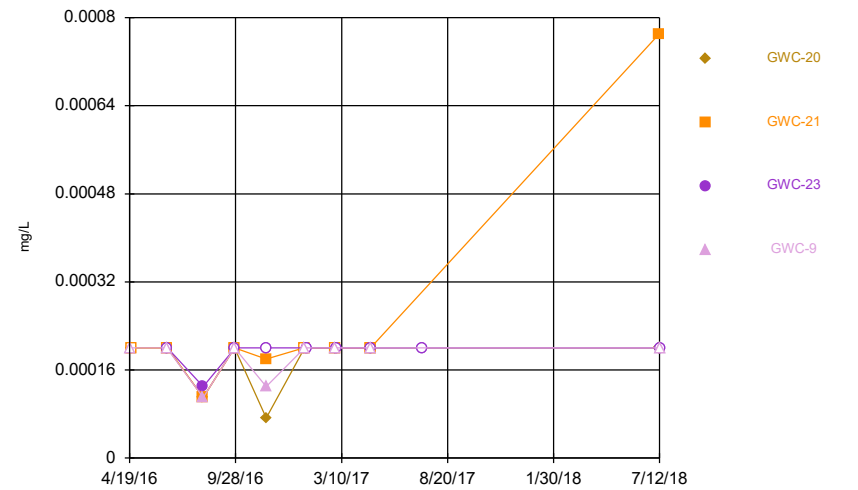
Constituent: Mercury Analysis Run 10/31/2022 4:40 PM View: Descriptive
Plant McIntosh Client: Southern Company Data: McIntosh LF4 CCR

Time Series



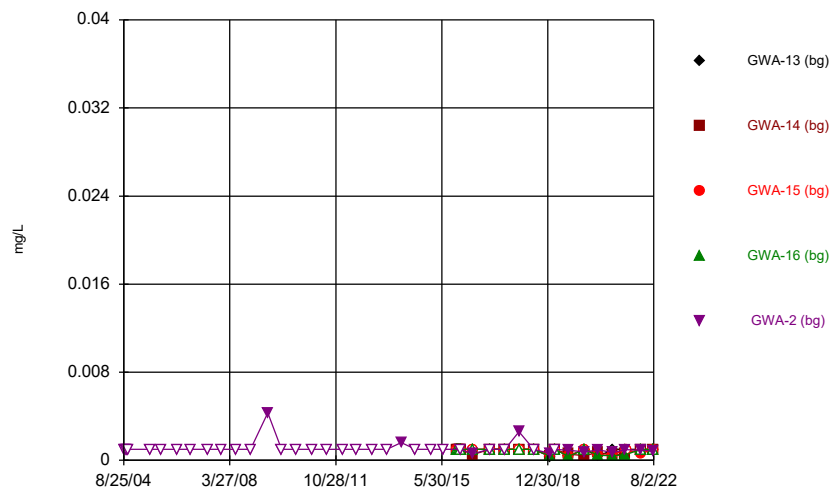
Constituent: Mercury Analysis Run 10/31/2022 4:40 PM View: Descriptive
Plant McIntosh Client: Southern Company Data: McIntosh LF4 CCR

Time Series



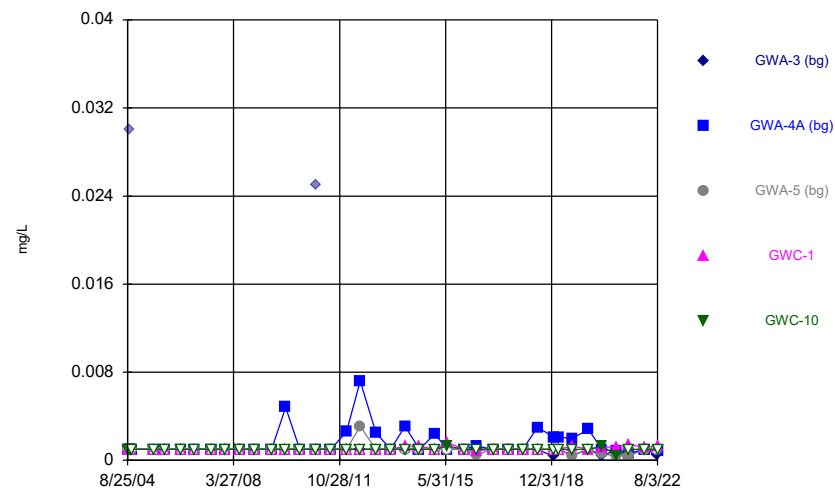
Constituent: Mercury Analysis Run 10/31/2022 4:40 PM View: Descriptive
Plant McIntosh Client: Southern Company Data: McIntosh LF4 CCR

Time Series



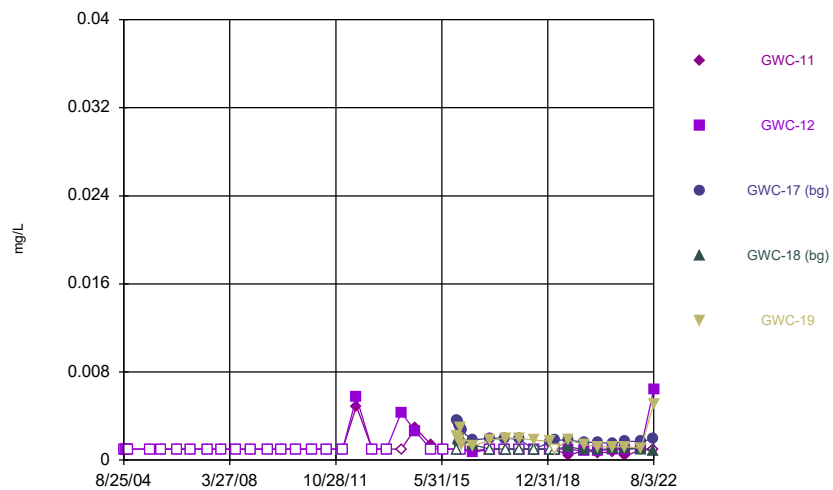
Constituent: Nickel Analysis Run 10/31/2022 4:40 PM View: Descriptive
Plant McIntosh Client: Southern Company Data: McIntosh LF4 CCR

Time Series



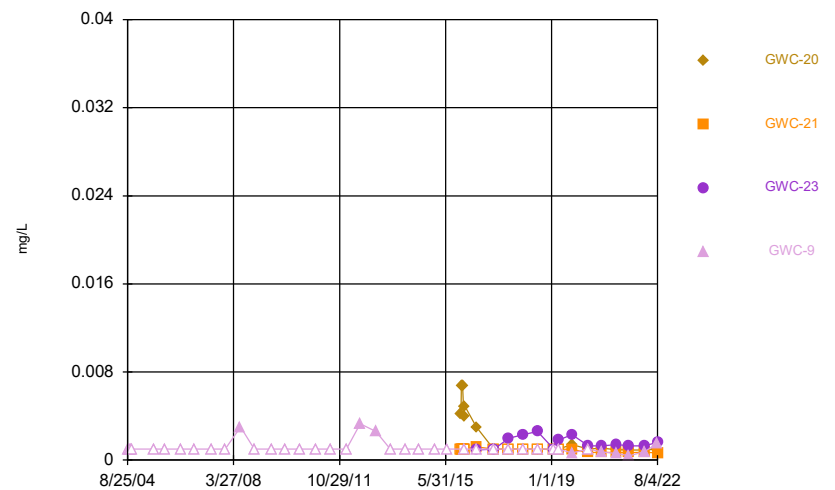
Constituent: Nickel Analysis Run 10/31/2022 4:40 PM View: Descriptive
Plant McIntosh Client: Southern Company Data: McIntosh LF4 CCR

Time Series



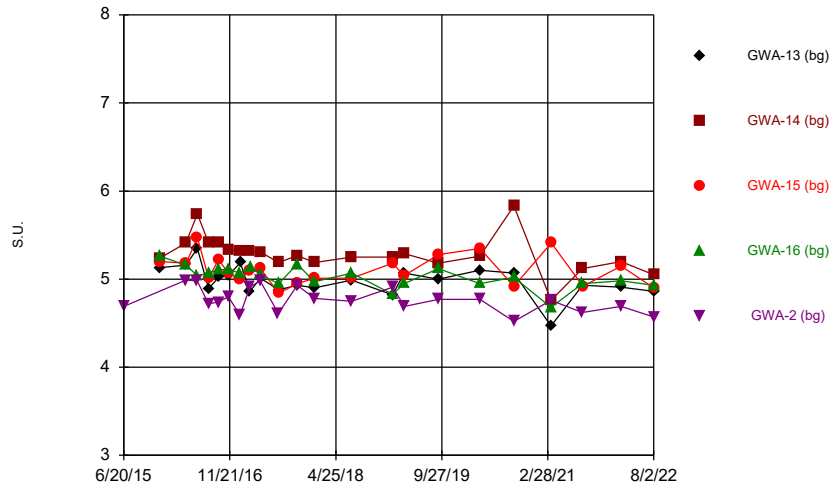
Constituent: Nickel Analysis Run 10/31/2022 4:40 PM View: Descriptive
Plant McIntosh Client: Southern Company Data: McIntosh LF4 CCR

Time Series



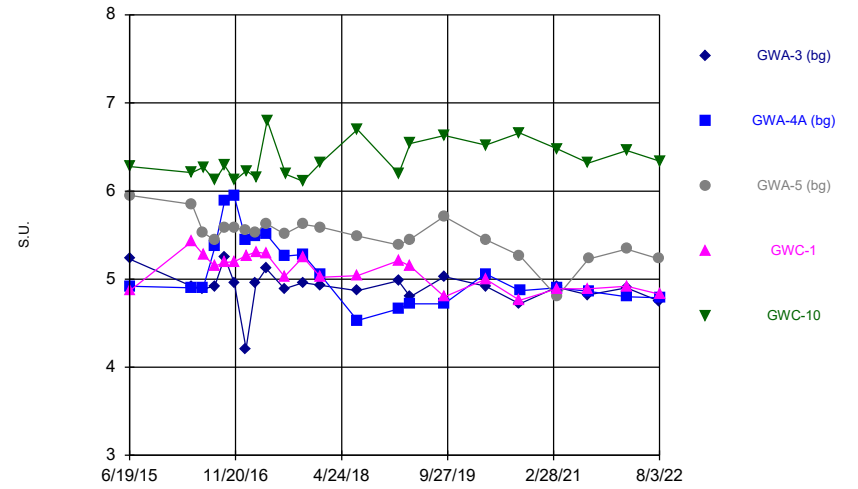
Constituent: Nickel Analysis Run 10/31/2022 4:40 PM View: Descriptive
Plant McIntosh Client: Southern Company Data: McIntosh LF4 CCR

Time Series



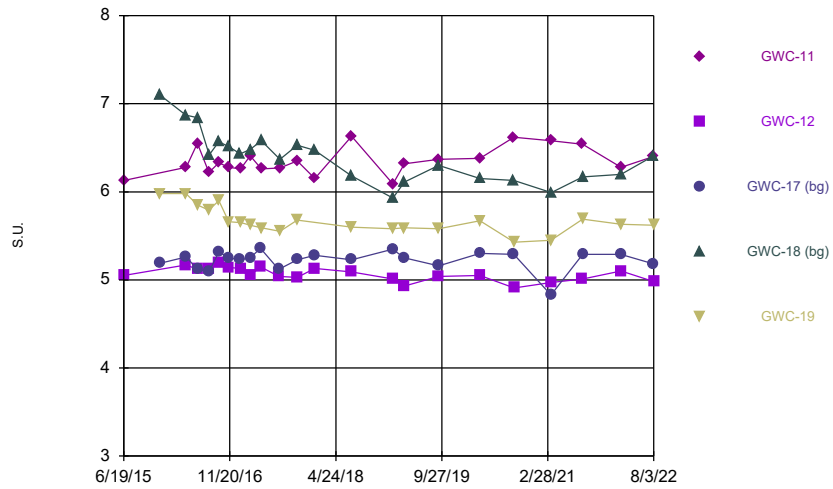
Constituent: pH Analysis Run 10/31/2022 4:40 PM View: Descriptive
 Plant McIntosh Client: Southern Company Data: McIntosh LF4 CCR

Time Series



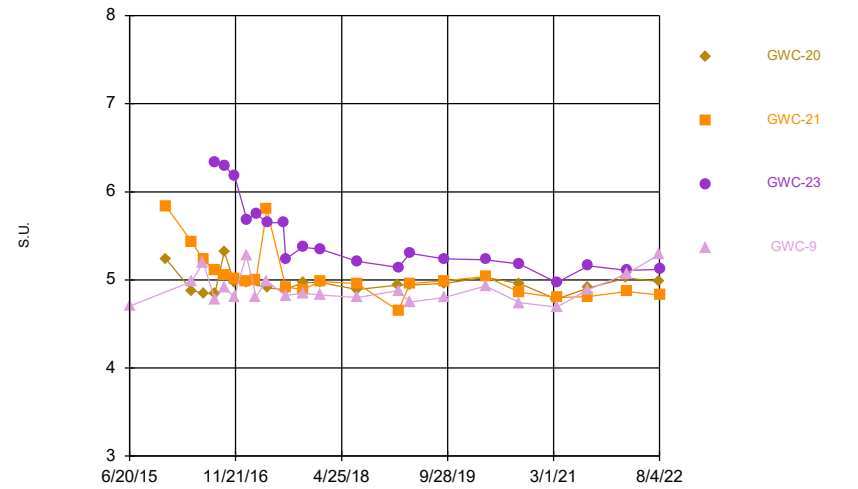
Constituent: pH Analysis Run 10/31/2022 4:40 PM View: Descriptive
 Plant McIntosh Client: Southern Company Data: McIntosh LF4 CCR

Time Series



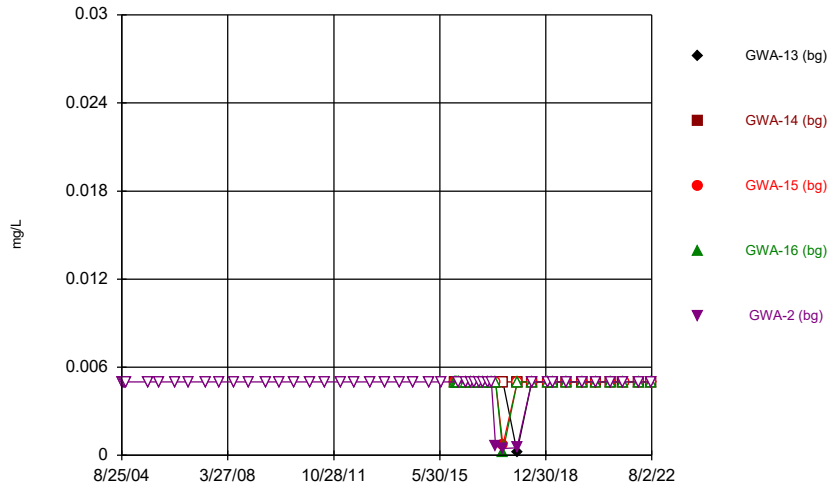
Constituent: pH Analysis Run 10/31/2022 4:40 PM View: Descriptive
 Plant McIntosh Client: Southern Company Data: McIntosh LF4 CCR

Time Series



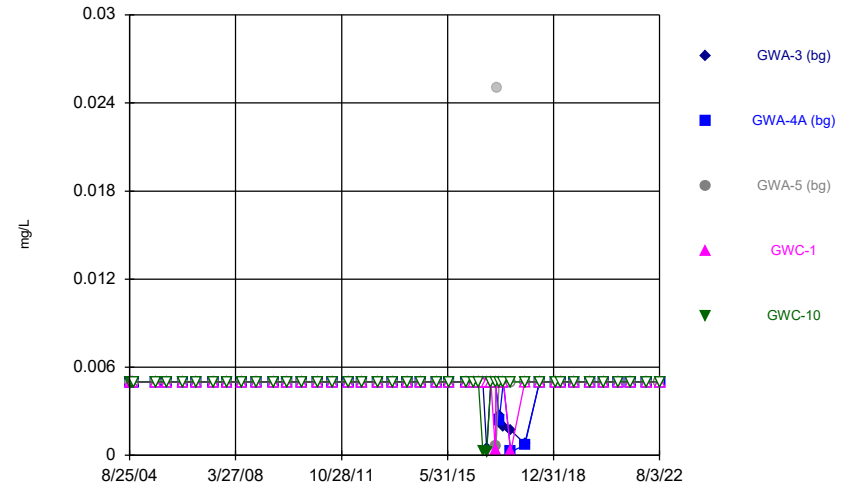
Constituent: pH Analysis Run 10/31/2022 4:40 PM View: Descriptive
 Plant McIntosh Client: Southern Company Data: McIntosh LF4 CCR

Time Series



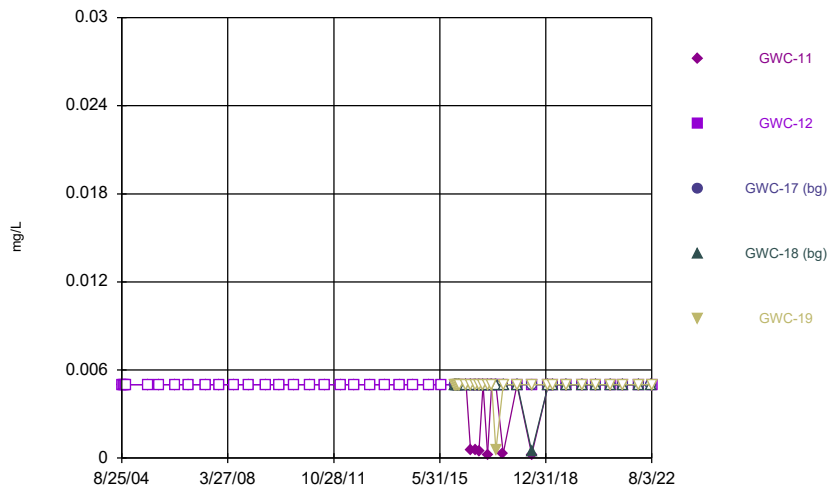
Constituent: Seleniun Analysis Run 10/31/2022 4:40 PM View: Descriptive
Plant McIntosh Client: Southern Company Data: McIntosh LF4 CCR

Time Series



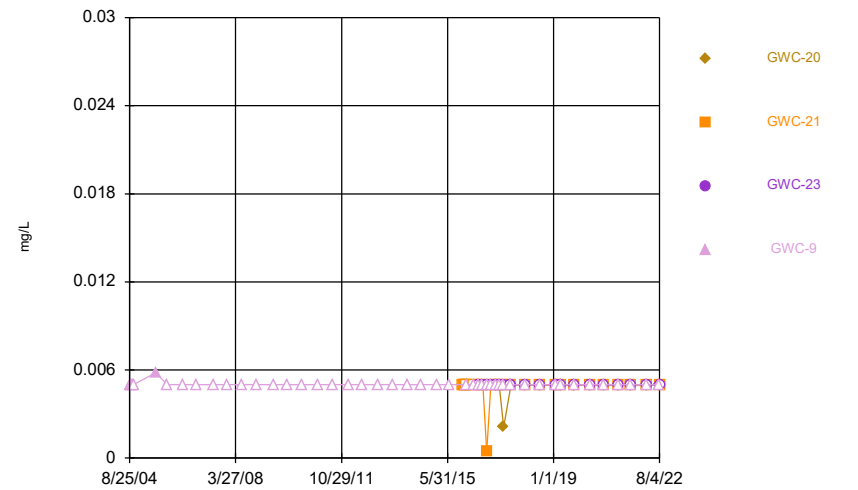
Constituent: Seleniun Analysis Run 10/31/2022 4:40 PM View: Descriptive
Plant McIntosh Client: Southern Company Data: McIntosh LF4 CCR

Time Series



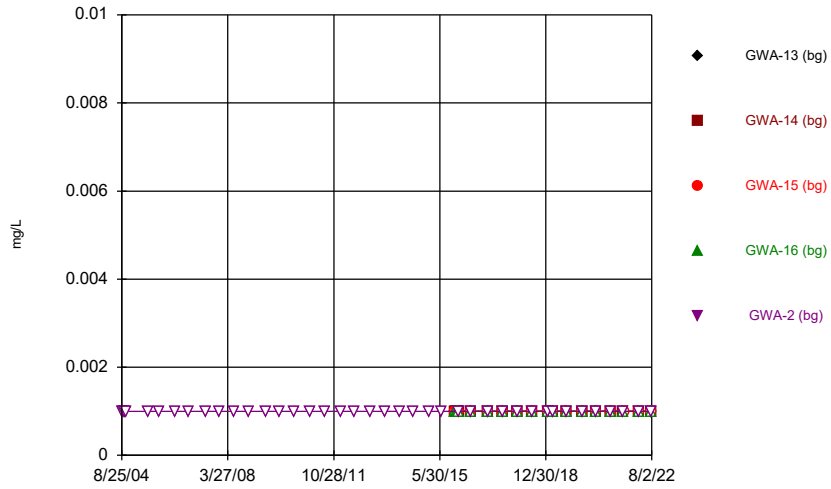
Constituent: Seleniun Analysis Run 10/31/2022 4:40 PM View: Descriptive
Plant McIntosh Client: Southern Company Data: McIntosh LF4 CCR

Time Series



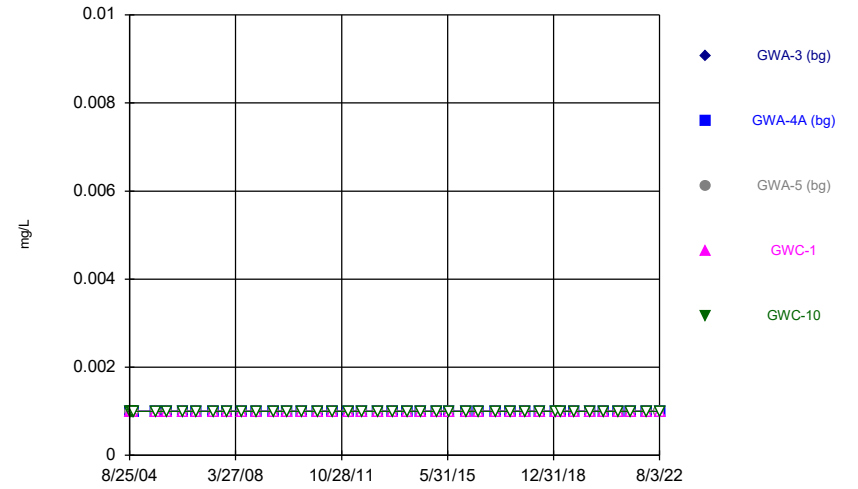
Constituent: Seleniun Analysis Run 10/31/2022 4:40 PM View: Descriptive
Plant McIntosh Client: Southern Company Data: McIntosh LF4 CCR

Time Series



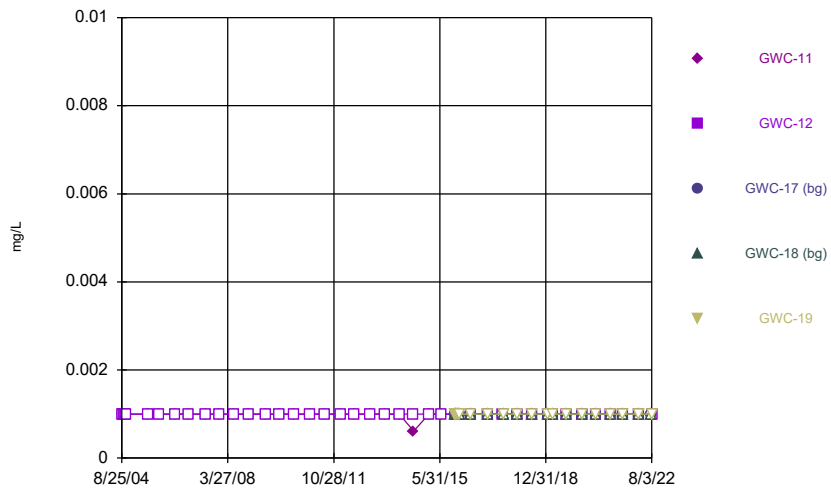
Constituent: Silver Analysis Run 10/31/2022 4:40 PM View: Descriptive
Plant McIntosh Client: Southern Company Data: McIntosh LF4 CCR

Time Series



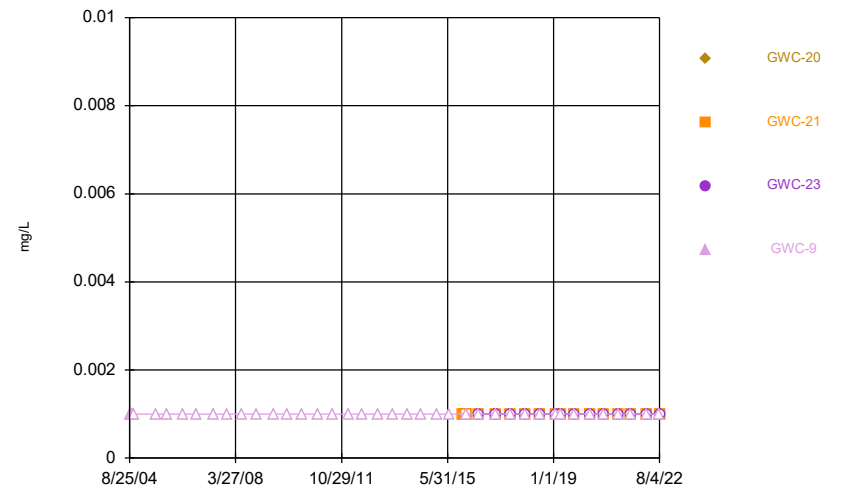
Constituent: Silver Analysis Run 10/31/2022 4:40 PM View: Descriptive
Plant McIntosh Client: Southern Company Data: McIntosh LF4 CCR

Time Series



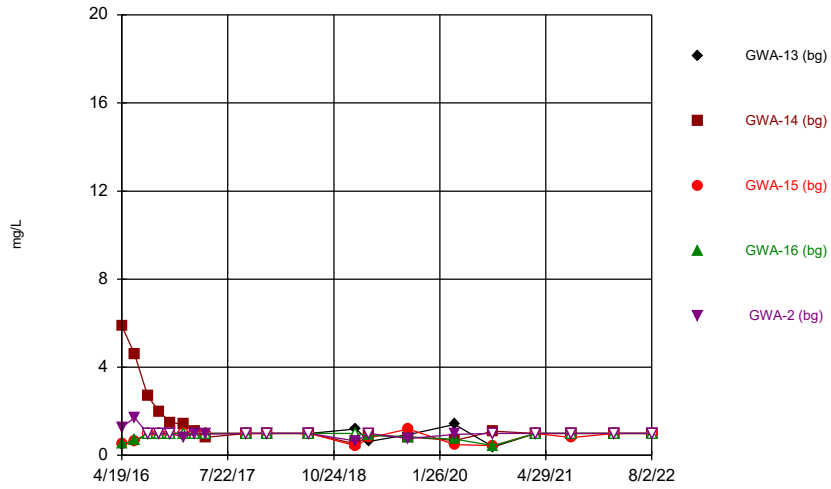
Constituent: Silver Analysis Run 10/31/2022 4:40 PM View: Descriptive
Plant McIntosh Client: Southern Company Data: McIntosh LF4 CCR

Time Series



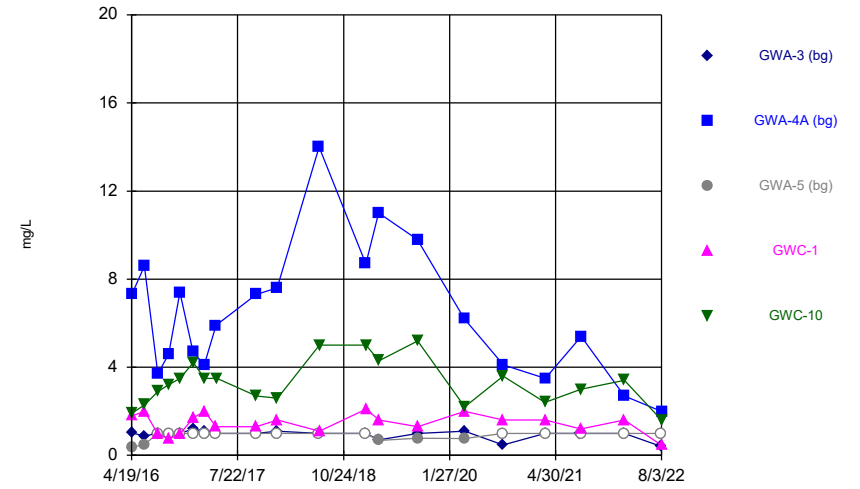
Constituent: Silver Analysis Run 10/31/2022 4:40 PM View: Descriptive
Plant McIntosh Client: Southern Company Data: McIntosh LF4 CCR

Time Series



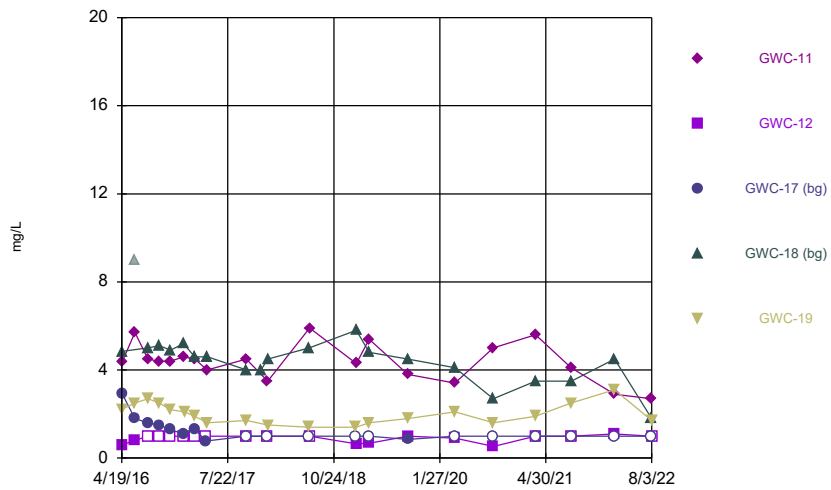
Constituent: Sulfate Analysis Run 10/31/2022 4:40 PM View: Descriptive
Plant McIntosh Client: Southern Company Data: McIntosh LF4 CCR

Time Series



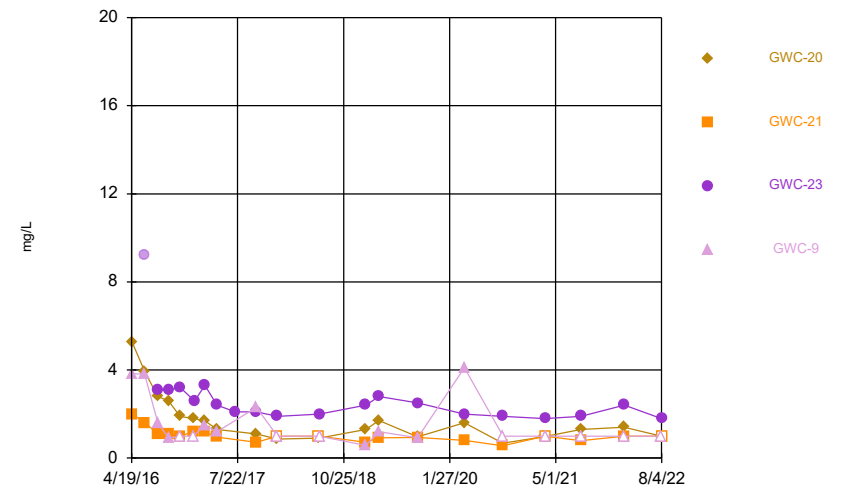
Constituent: Sulfate Analysis Run 10/31/2022 4:41 PM View: Descriptive
Plant McIntosh Client: Southern Company Data: McIntosh LF4 CCR

Time Series



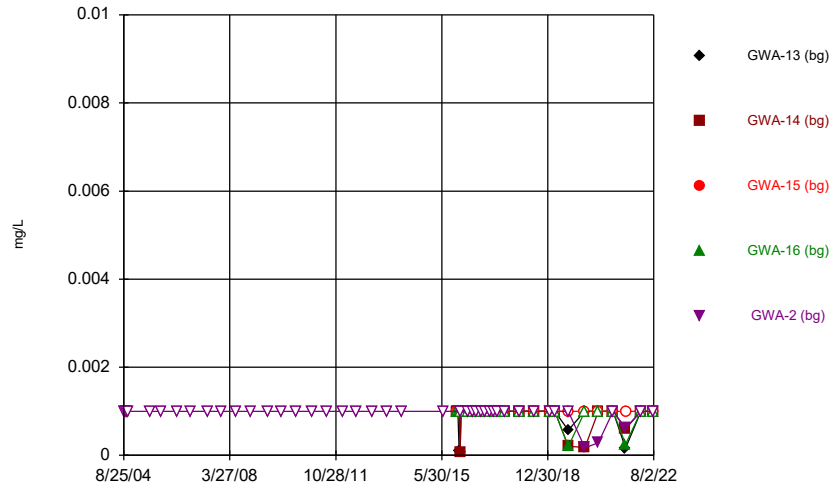
Constituent: Sulfate Analysis Run 10/31/2022 4:41 PM View: Descriptive
Plant McIntosh Client: Southern Company Data: McIntosh LF4 CCR

Time Series



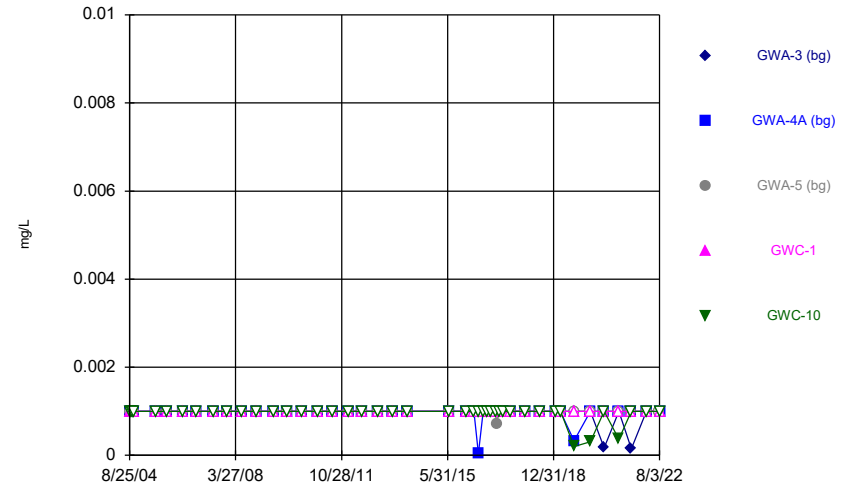
Constituent: Sulfate Analysis Run 10/31/2022 4:41 PM View: Descriptive
Plant McIntosh Client: Southern Company Data: McIntosh LF4 CCR

Time Series



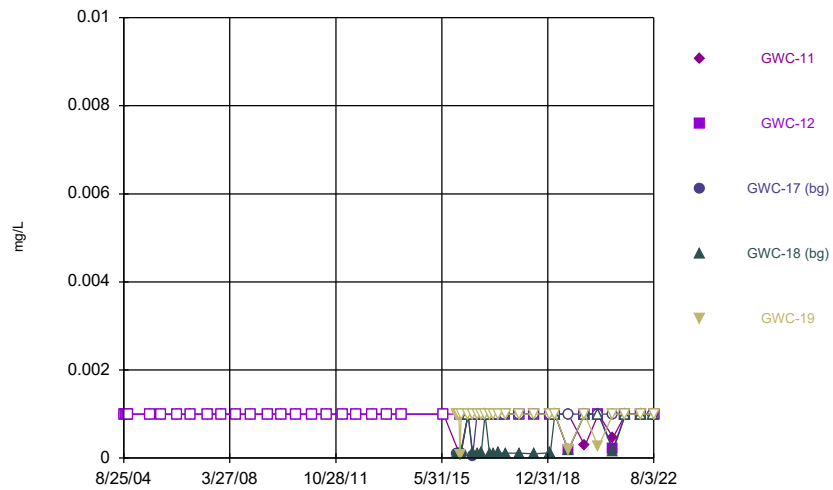
Constituent: Thallium Analysis Run 10/31/2022 4:41 PM View: Descriptive
Plant McIntosh Client: Southern Company Data: McIntosh LF4 CCR

Time Series



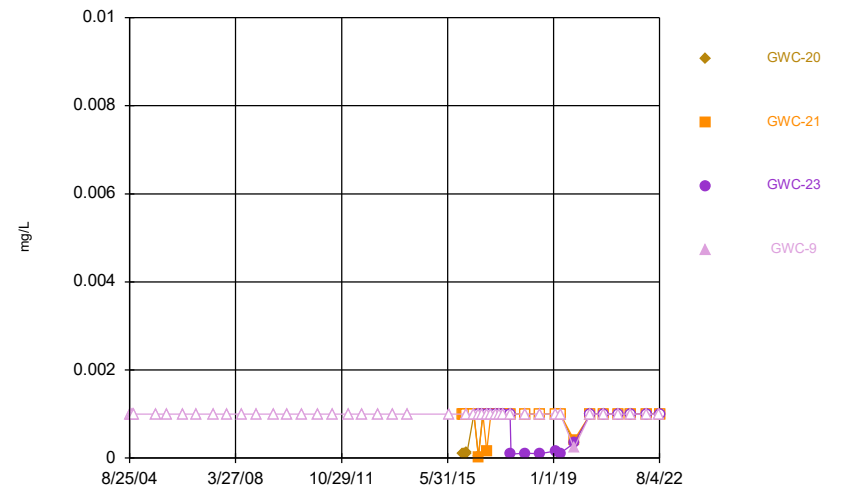
Constituent: Thallium Analysis Run 10/31/2022 4:41 PM View: Descriptive
Plant McIntosh Client: Southern Company Data: McIntosh LF4 CCR

Time Series



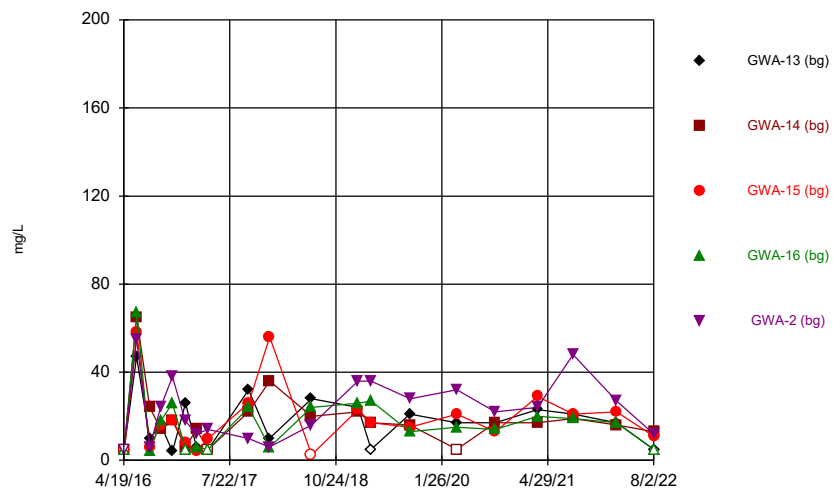
Constituent: Thallium Analysis Run 10/31/2022 4:41 PM View: Descriptive
Plant McIntosh Client: Southern Company Data: McIntosh LF4 CCR

Time Series



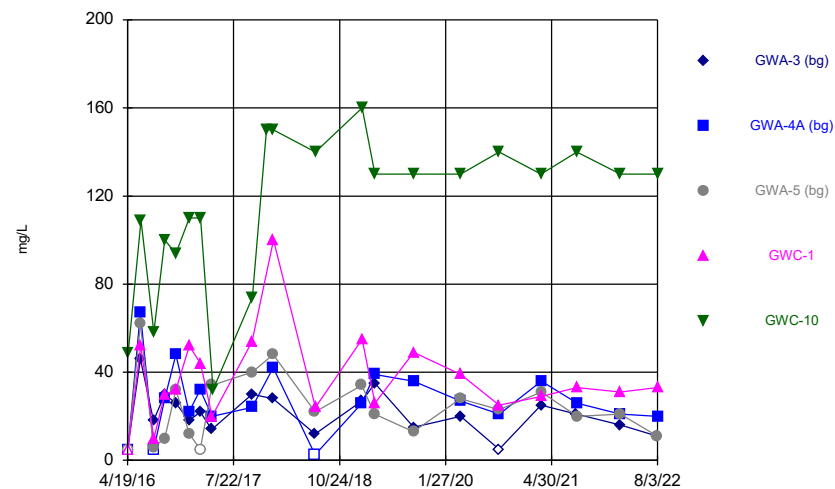
Constituent: Thallium Analysis Run 10/31/2022 4:41 PM View: Descriptive
Plant McIntosh Client: Southern Company Data: McIntosh LF4 CCR

Time Series



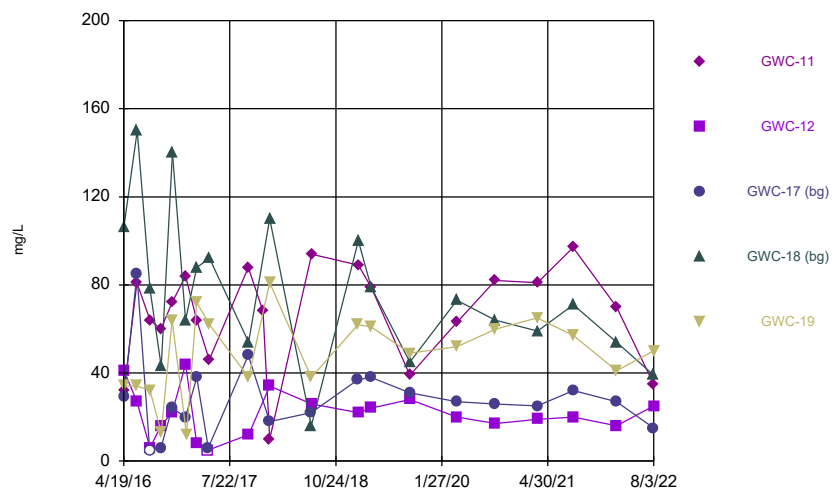
Constituent: Total Dissolved Solids Analysis Run 10/31/2022 4:41 PM View: Descriptive
Plant McIntosh Client: Southern Company Data: McIntosh LF4 CCR

Time Series



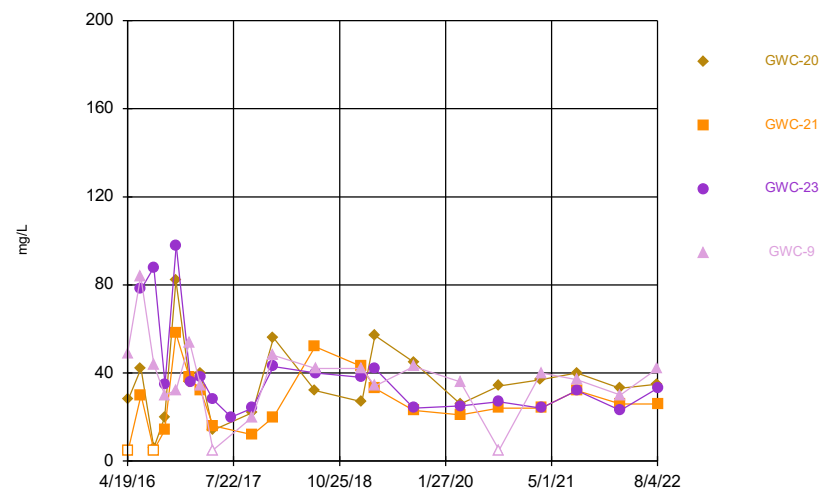
Constituent: Total Dissolved Solids Analysis Run 10/31/2022 4:41 PM View: Descriptive
Plant McIntosh Client: Southern Company Data: McIntosh LF4 CCR

Time Series



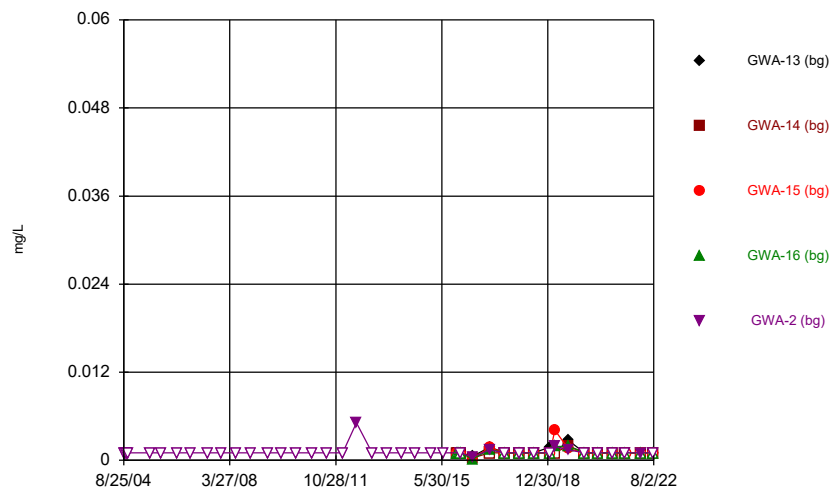
Constituent: Total Dissolved Solids Analysis Run 10/31/2022 4:41 PM View: Descriptive
Plant McIntosh Client: Southern Company Data: McIntosh LF4 CCR

Time Series



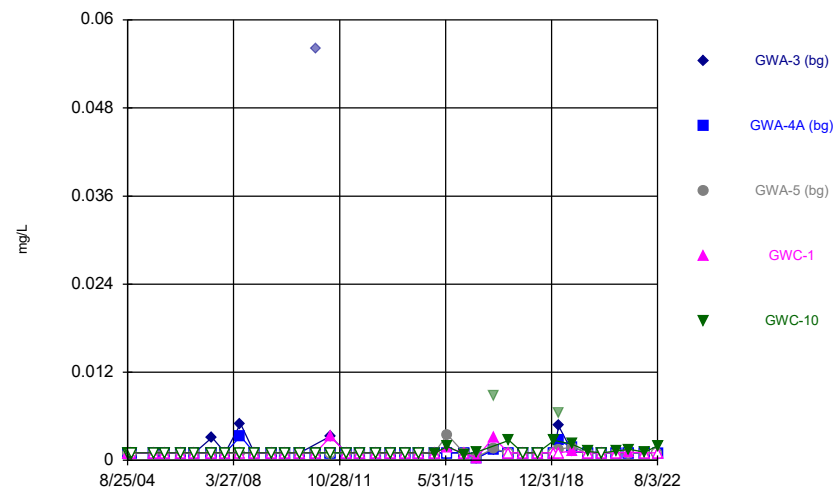
Constituent: Total Dissolved Solids Analysis Run 10/31/2022 4:41 PM View: Descriptive
Plant McIntosh Client: Southern Company Data: McIntosh LF4 CCR

Time Series



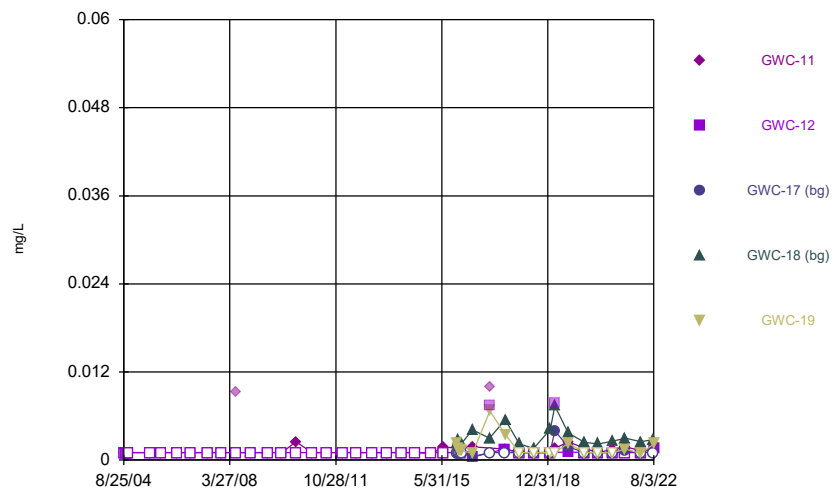
Constituent: Vanadium Analysis Run 10/31/2022 4:41 PM View: Descriptive
Plant McIntosh Client: Southern Company Data: McIntosh LF4 CCR

Time Series



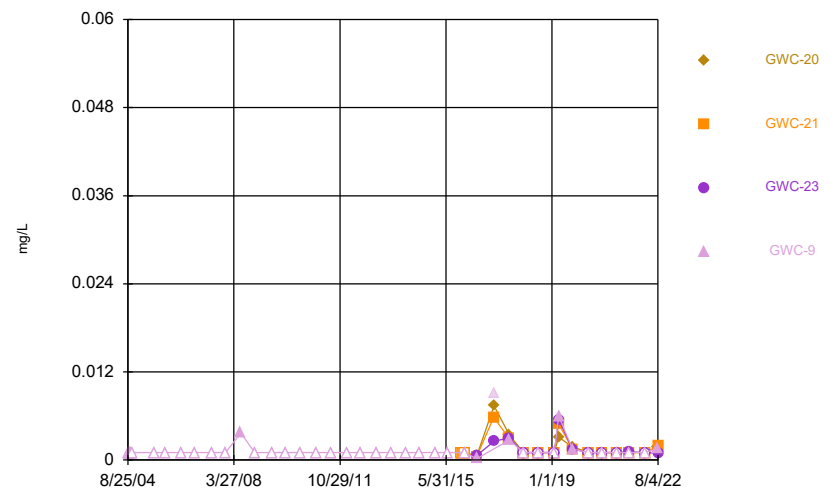
Constituent: Vanadium Analysis Run 10/31/2022 4:41 PM View: Descriptive
Plant McIntosh Client: Southern Company Data: McIntosh LF4 CCR

Time Series



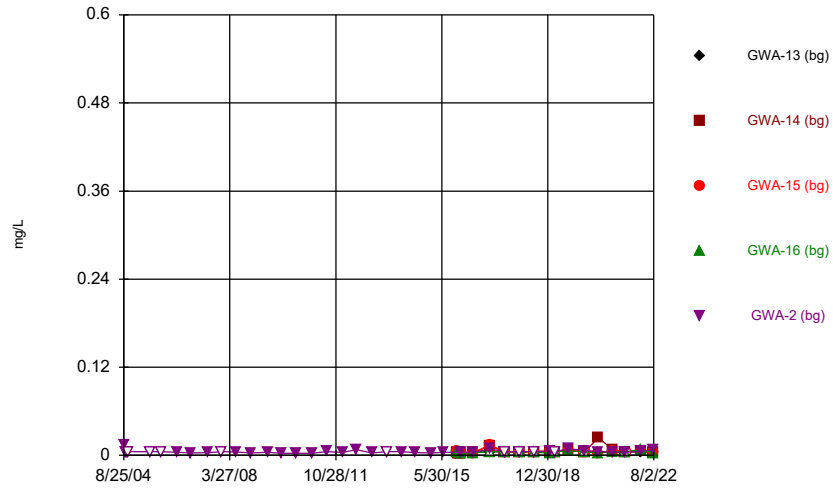
Constituent: Vanadium Analysis Run 10/31/2022 4:41 PM View: Descriptive
Plant McIntosh Client: Southern Company Data: McIntosh LF4 CCR

Time Series



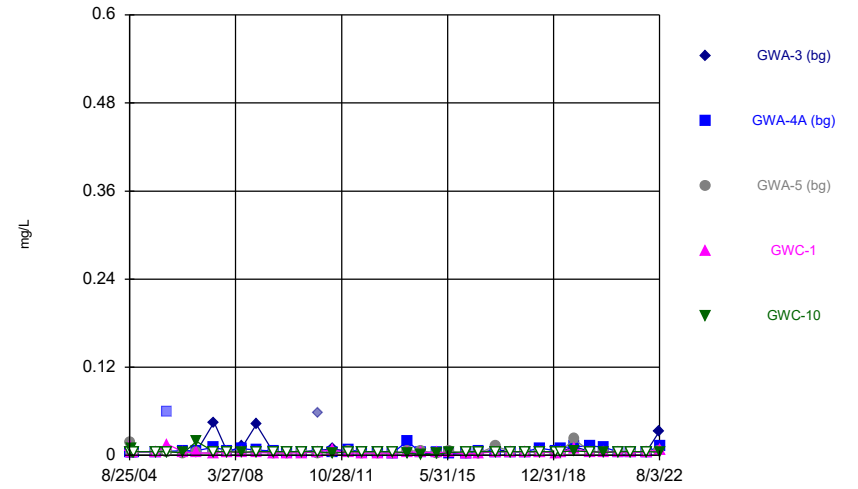
Constituent: Vanadium Analysis Run 10/31/2022 4:41 PM View: Descriptive
Plant McIntosh Client: Southern Company Data: McIntosh LF4 CCR

Time Series



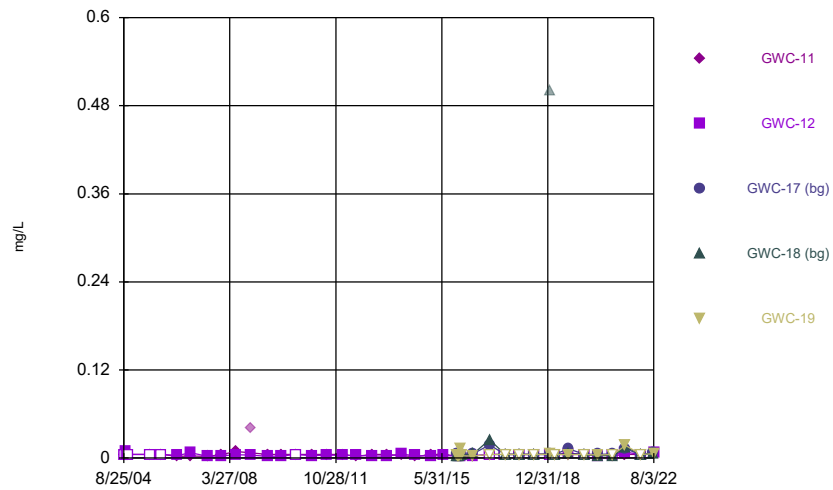
Constituent: Zinc Analysis Run 10/31/2022 4:41 PM View: Descriptive
Plant McIntosh Client: Southern Company Data: McIntosh LF4 CCR

Time Series



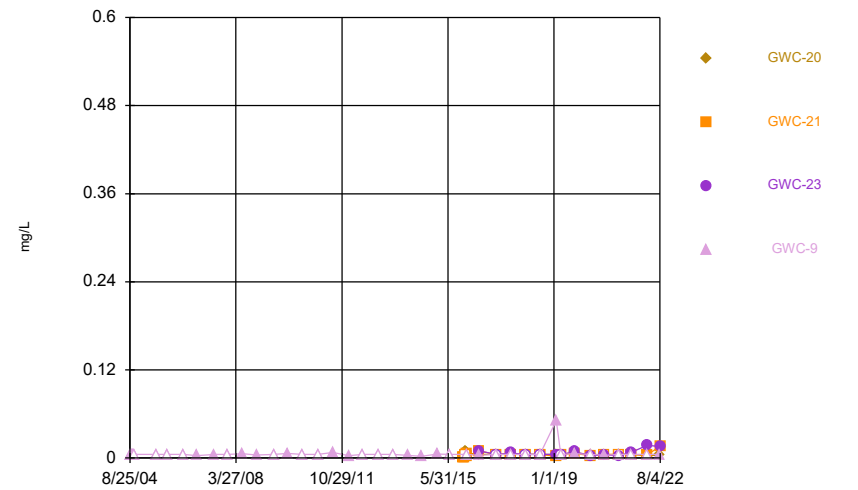
Constituent: Zinc Analysis Run 10/31/2022 4:41 PM View: Descriptive
Plant McIntosh Client: Southern Company Data: McIntosh LF4 CCR

Time Series



Constituent: Zinc Analysis Run 10/31/2022 4:41 PM View: Descriptive
Plant McIntosh Client: Southern Company Data: McIntosh LF4 CCR

Time Series



Constituent: Zinc Analysis Run 10/31/2022 4:41 PM View: Descriptive
Plant McIntosh Client: Southern Company Data: McIntosh LF4 CCR

Time Series

Constituent: Antimony (mg/L) Analysis Run 10/31/2022 4:42 PM View: Descriptive

Plant McIntosh Client: Southern Company Data: McIntosh LF4 CCR

	GWA-13 (bg)	GWA-14 (bg)	GWA-15 (bg)	GWA-16 (bg)	GWA-2 (bg)
8/25/2004					<0.002
9/11/2004					<0.002
9/26/2004					<0.002
10/13/2004					<0.002
7/11/2005					<0.002
12/7/2005					<0.002
6/22/2006					<0.002
11/28/2006					<0.002
7/6/2007					<0.002
12/13/2007					<0.002
6/20/2008					<0.002
12/7/2008					<0.002
7/9/2009					<0.002
12/28/2009					<0.002
6/22/2010					<0.002
1/4/2011					<0.002
7/9/2011					<0.002
1/21/2012					<0.002
7/11/2012					<0.002
1/20/2013					<0.002
7/19/2013					<0.002
1/15/2014					<0.002
7/11/2014					<0.002 (D)
1/16/2015					<0.002
6/20/2015					<0.002
12/7/2015	<0.002	<0.002	<0.002	<0.002	
12/14/2015				<0.002	
12/15/2015	<0.002	<0.002	<0.002		
12/28/2015			<0.002	<0.002	
12/29/2015	<0.002	<0.002			
1/13/2016	<0.002	<0.002	<0.002	<0.002	
1/16/2016					<0.002
1/25/2016	<0.002	<0.002	<0.002	<0.002	
4/19/2016					<0.002
4/20/2016	<0.002	<0.002		<0.002	
4/21/2016			<0.002		
6/14/2016	<0.002	<0.002			<0.002
6/15/2016			<0.002	<0.002	
8/9/2016	<0.002	<0.002	<0.002	<0.002	<0.002
9/26/2016					<0.002
9/27/2016	<0.002	<0.002	<0.002	<0.002	
11/15/2016	<0.002	<0.002	<0.002	<0.002	<0.002
1/10/2017					<0.002
1/11/2017		<0.002	<0.002	<0.002	
1/12/2017	<0.002				
2/28/2017	<0.002	<0.002	<0.002		<0.002
3/1/2017				<0.002	
4/19/2017					<0.002
4/20/2017	<0.002	<0.002	<0.002	<0.002	
7/17/2017					<0.002
7/18/2017	<0.002				
7/19/2017		<0.002	<0.002	<0.002	

Time Series

Constituent: Antimony (mg/L) Analysis Run 10/31/2022 4:42 PM View: Descriptive
Plant McIntosh Client: Southern Company Data: McIntosh LF4 CCR

	GWA-13 (bg)	GWA-14 (bg)	GWA-15 (bg)	GWA-16 (bg)	GWA-2 (bg)
1/10/2018	<0.002				<0.002
1/11/2018		<0.002	<0.002	<0.002	
7/11/2018	<0.002	<0.002	<0.002	<0.002	<0.002
1/29/2019	<0.002	<0.002	<0.002	<0.002	<0.002
3/26/2019	<0.002	<0.002	<0.002	<0.002	
3/27/2019					<0.002
9/10/2019	0.00052 (J)	<0.002		<0.002	
9/11/2019			<0.002		<0.002
3/31/2020	<0.002				
4/1/2020		<0.002	<0.002	<0.002	0.0004 (J)
9/15/2020	<0.002	0.00039 (J)	<0.002	<0.002	<0.002
3/16/2021	<0.002	<0.002		<0.002	<0.002
3/17/2021			<0.002		
8/17/2021		<0.002		<0.002	<0.002
8/18/2021	<0.002				
8/19/2021			<0.002		
2/22/2022	<0.002	<0.002	<0.002	<0.002	<0.002
8/2/2022	<0.002	<0.002	<0.002	<0.002	<0.002

Time Series

Constituent: Antimony (mg/L) Analysis Run 10/31/2022 4:42 PM View: Descriptive

Plant McIntosh Client: Southern Company Data: McIntosh LF4 CCR

	GWA-3 (bg)	GWA-4A (bg)	GWA-5 (bg)	GWC-1	GWC-10
8/25/2004	<0.002	<0.002	<0.002	<0.002	<0.002
9/11/2004	<0.002	<0.002	<0.002	<0.002	<0.002
9/26/2004	<0.002	<0.002	<0.002	<0.002	<0.002
10/13/2004	<0.002	<0.002	<0.002		<0.002
7/11/2005	<0.002	<0.002	<0.002	<0.002	<0.002
12/7/2005	<0.002	<0.002	<0.002	<0.002	<0.002
6/22/2006	<0.002	<0.002	<0.002	<0.002	<0.002
11/28/2006	<0.002	<0.002	<0.002	<0.002	<0.002
7/6/2007	<0.002	<0.002	<0.002	<0.002	<0.002
12/13/2007	<0.002	<0.002	<0.002	<0.002	<0.002
6/20/2008	<0.002	<0.002	<0.002	<0.002	<0.002
12/7/2008	<0.002	<0.002	<0.002	<0.002	<0.002
7/9/2009	<0.002	<0.002	<0.002	<0.002	
7/10/2009					<0.002
12/28/2009	<0.002			<0.002	
12/29/2009			<0.002		<0.002
12/30/2009		<0.002			
6/22/2010	<0.002	<0.002	<0.002	<0.002	<0.002
1/4/2011		<0.002	<0.002	<0.002	<0.002
1/5/2011	<0.002				
7/9/2011	<0.002		<0.002	<0.002	
7/10/2011		<0.002			<0.002
1/20/2012	<0.002				
1/21/2012		<0.002	<0.002	<0.002	<0.002
7/11/2012	<0.002	<0.002	<0.002	<0.002	<0.002
1/19/2013	<0.002		<0.002		
1/20/2013		<0.002		<0.002	<0.002
7/18/2013	<0.002		<0.002		
7/19/2013		<0.002		<0.002	<0.002
1/15/2014	<0.002		<0.002	<0.002	
1/16/2014		<0.002			<0.002
7/10/2014		<0.002 (D)	<0.002 (D)		<0.002 (D)
7/11/2014	<0.002 (D)			<0.002 (D)	
1/15/2015	<0.002		<0.002		
1/16/2015		<0.002		<0.002	<0.002
6/19/2015	<0.002		<0.002		
6/20/2015		<0.002		<0.002	<0.002
1/14/2016		<0.002	<0.002		
1/16/2016	<0.002			<0.002	<0.002
4/19/2016	<0.002				
4/20/2016		<0.002	<0.002	<0.002	
4/21/2016					<0.002
6/14/2016	<0.002	<0.002	<0.002		
6/15/2016				<0.002	
6/16/2016					<0.002
8/9/2016	<0.002		<0.002		
8/10/2016				<0.002	<0.002
8/11/2016		<0.002			
9/27/2016	<0.002	<0.002	<0.002	<0.002	<0.002
11/14/2016	<0.002	<0.002			
11/15/2016			<0.002	<0.002	<0.002
1/10/2017	<0.002	<0.002			

Time Series

Constituent: Antimony (mg/L) Analysis Run 10/31/2022 4:42 PM View: Descriptive
Plant McIntosh Client: Southern Company Data: McIntosh LF4 CCR

	GWA-3 (bg)	GWA-4A (bg)	GWA-5 (bg)	GWC-1	GWC-10
1/11/2017			<0.002		
1/12/2017				<0.002	<0.002
1/19/2017			<0.002		
1/23/2017				<0.002	
1/24/2017			<0.002		
2/28/2017	<0.002	<0.002	<0.002		
3/1/2017				<0.002	<0.002
4/19/2017	<0.002				
4/20/2017		<0.002	<0.002	<0.002	
4/24/2017					<0.002
7/18/2017	0.0022 (J)	<0.002	<0.002		
7/19/2017				<0.002	
7/24/2017					<0.002
1/10/2018	<0.002	<0.002	<0.002		
1/11/2018				<0.002	<0.002
7/11/2018	<0.002	<0.002	<0.002		
7/12/2018				<0.002	<0.002
1/29/2019	<0.002	<0.002	<0.002		
1/30/2019				<0.002	<0.002
3/26/2019		<0.002	<0.002		
3/27/2019	<0.002			<0.002	<0.002
9/10/2019		<0.002	<0.002		
9/11/2019	0.00081 (J)			<0.002	<0.002
3/31/2020		<0.002	<0.002		
4/1/2020	<0.002			<0.002	<0.002
9/15/2020	<0.002		<0.002	<0.002	<0.002
9/16/2020		<0.002			
3/16/2021	<0.002			<0.002	<0.002
3/17/2021		<0.002	<0.002		
8/17/2021	<0.002				
8/18/2021				<0.002	<0.002
8/19/2021		<0.002	<0.002		
2/22/2022	<0.002		<0.002		
2/23/2022		<0.002		<0.002	<0.002
8/2/2022	<0.002		<0.002		
8/3/2022		<0.002		0.00057 (J)	<0.002

Time Series

Constituent: Antimony (mg/L) Analysis Run 10/31/2022 4:42 PM View: Descriptive

Plant McIntosh Client: Southern Company Data: McIntosh LF4 CCR

	GWC-11	GWC-12	GWC-17 (bg)	GWC-18 (bg)	GWC-19
8/25/2004	<0.002	<0.002			
9/11/2004	<0.002	<0.002			
9/26/2004	<0.002	<0.002			
10/13/2004	<0.002	<0.002			
7/11/2005	<0.002	<0.002			
12/7/2005	<0.002	<0.002			
6/22/2006	<0.002	<0.002			
11/28/2006	<0.002	<0.002			
7/6/2007	<0.002	<0.002			
12/13/2007	<0.002	<0.002			
6/20/2008	<0.002	<0.002			
12/7/2008	<0.002	<0.002			
7/10/2009	<0.002	<0.002			
12/28/2009		<0.002			
12/29/2009	<0.002				
6/22/2010	<0.002	<0.002			
1/4/2011		<0.002			
1/5/2011	<0.002				
7/9/2011	<0.002	<0.002			
1/20/2012		<0.002			
1/21/2012	<0.002				
7/11/2012	<0.002	<0.002			
1/19/2013	<0.002	<0.002			
7/18/2013		<0.002			
7/19/2013	<0.002				
1/15/2014	<0.002	<0.002			
7/11/2014	<0.002 (D)	<0.002 (D)			
1/15/2015		<0.002			
1/16/2015	<0.002				
6/19/2015		<0.002			
6/20/2015	<0.002				
12/8/2015			<0.002	<0.002	<0.002
12/14/2015			<0.002	<0.002	
12/15/2015					<0.002
12/28/2015			<0.002	<0.002	<0.002
1/13/2016			<0.002		
1/14/2016	<0.002			<0.002	<0.002
1/16/2016		<0.002			
1/26/2016			<0.002	<0.002	<0.002
4/19/2016				<0.002	<0.002
4/20/2016	<0.002	<0.002	<0.002		
6/15/2016	<0.002	<0.002	<0.002		
6/16/2016				0.00022 (J)	<0.002
8/9/2016			<0.002		
8/10/2016	<0.002	<0.002			<0.002
8/11/2016				<0.002	
9/27/2016	<0.002	<0.002	<0.002		
9/28/2016				<0.002	<0.002
11/15/2016	<0.002	<0.002	<0.002		<0.002
11/16/2016				<0.002	
1/11/2017			<0.002	<0.002	
1/12/2017	<0.002	<0.002			

Time Series

Constituent: Antimony (mg/L) Analysis Run 10/31/2022 4:42 PM View: Descriptive
Plant McIntosh Client: Southern Company Data: McIntosh LF4 CCR

	GWC-11	GWC-12	GWC-17 (bg)	GWC-18 (bg)	GWC-19
1/16/2017					<0.002
3/1/2017	<0.002	<0.002	<0.002	<0.002	<0.002
4/20/2017		<0.002	<0.002		
4/24/2017	<0.002				
4/25/2017				<0.002	<0.002
7/19/2017			<0.002		
7/20/2017		<0.002			
7/24/2017	<0.002				
7/25/2017				<0.002	<0.002
1/11/2018	<0.002	<0.002	<0.002		
1/12/2018				<0.002	<0.002
7/11/2018			<0.002	<0.002	<0.002
7/12/2018	<0.002	<0.002			
1/29/2019			<0.002		<0.002
1/30/2019	<0.002	<0.002		<0.002	
3/27/2019	<0.002	<0.002	<0.002	<0.002	<0.002
9/11/2019	<0.002	<0.002	<0.002	<0.002	<0.002
4/1/2020		<0.002	<0.002	<0.002	<0.002
4/2/2020	<0.002				
9/15/2020	<0.002		<0.002	<0.002	
9/16/2020		<0.002			<0.002
3/16/2021		<0.002	<0.002		<0.002
3/17/2021	<0.002			<0.002	
8/18/2021	<0.002	<0.002			
8/19/2021			<0.002	<0.002	<0.002
2/22/2022			<0.002		
2/23/2022	<0.002	<0.002		<0.002	<0.002
8/2/2022	<0.002		<0.002	<0.002	
8/3/2022		<0.002			<0.002

Time Series

Constituent: Antimony (mg/L) Analysis Run 10/31/2022 4:42 PM View: Descriptive

Plant McIntosh Client: Southern Company Data: McIntosh LF4 CCR

	GWC-20	GWC-21	GWC-23	GWC-9
8/25/2004				<0.002
9/11/2004				<0.002
9/26/2004				<0.002
10/13/2004				<0.002
7/11/2005				<0.002
12/7/2005				<0.002
6/22/2006				<0.002
11/28/2006				<0.002
7/6/2007				<0.002
12/13/2007				<0.002
6/20/2008				<0.002
12/7/2008				<0.002
7/9/2009				<0.002
12/29/2009				<0.002
6/22/2010				<0.002
1/5/2011				<0.002
7/9/2011				<0.002
1/21/2012				<0.002
7/11/2012				<0.002
1/19/2013				<0.002
7/18/2013				<0.002
1/15/2014				<0.002
7/10/2014				<0.002 (D)
1/16/2015				<0.002
6/20/2015				<0.002
12/9/2015	<0.002	<0.002		
12/14/2015	<0.002	<0.002		
12/29/2015	<0.002	<0.002		
1/14/2016	<0.002	<0.002		<0.002
1/25/2016	<0.002	<0.002		
4/19/2016				<0.002
4/21/2016	<0.002	<0.002		
6/15/2016				<0.002
6/16/2016	<0.002	<0.002	<0.002	
8/10/2016	<0.002	<0.002	<0.002	<0.002
9/27/2016	<0.002	<0.002		<0.002
9/28/2016			<0.002	
11/15/2016	<0.002	<0.002		<0.002
11/16/2016			<0.002	
1/12/2017		<0.002		
1/13/2017	<0.002			<0.002
1/17/2017			<0.002	
3/1/2017	<0.002	<0.002		<0.002
3/2/2017			<0.002	
4/24/2017		<0.002		<0.002
4/25/2017	<0.002		<0.002	
7/13/2017			<0.002	
7/24/2017				<0.002
7/25/2017	<0.002	<0.002	<0.002	
1/11/2018		<0.002		
1/12/2018	<0.002		<0.002	<0.002
7/11/2018	<0.002	<0.002		

Time Series

Constituent: Antimony (mg/L) Analysis Run 10/31/2022 4:42 PM View: Descriptive
Plant McIntosh Client: Southern Company Data: McIntosh LF4 CCR

	GWC-20	GWC-21	GWC-23	GWC-9
7/12/2018			<0.002	<0.002
1/29/2019	<0.002			
1/30/2019		<0.002	<0.002	<0.002
3/27/2019	<0.002	<0.002	<0.002	<0.002
9/11/2019	<0.002	<0.002	<0.002	<0.002
4/1/2020	<0.002	<0.002	<0.002	<0.002
9/15/2020	<0.002	<0.002	<0.002	
9/16/2020				<0.002
3/16/2021	<0.002			
3/17/2021		<0.002	<0.002	<0.002
8/19/2021	<0.002	<0.002	<0.002	<0.002
2/22/2022	<0.002			
2/23/2022		<0.002	<0.002	<0.002
8/3/2022	<0.002			<0.002
8/4/2022		<0.002	<0.002	

Time Series

Constituent: Arsenic (mg/L) Analysis Run 10/31/2022 4:42 PM View: Descriptive

Plant McIntosh Client: Southern Company Data: McIntosh LF4 CCR

	GWA-13 (bg)	GWA-14 (bg)	GWA-15 (bg)	GWA-16 (bg)	GWA-2 (bg)
8/25/2004					<0.001
9/11/2004					<0.001
9/26/2004					<0.001
10/13/2004					<0.001
7/11/2005					<0.001
12/7/2005					<0.001
6/22/2006					<0.001
11/28/2006					<0.001
7/6/2007					<0.001
12/13/2007					<0.001
6/20/2008					<0.001
12/7/2008					<0.001
7/9/2009					<0.001
12/28/2009					<0.001
6/22/2010					<0.001
1/4/2011					<0.001
7/9/2011					<0.001
1/21/2012					<0.001
7/11/2012					<0.001
1/20/2013					<0.001
7/19/2013					<0.001
1/15/2014					<0.001
7/11/2014					<0.001
1/16/2015					<0.001
6/20/2015					<0.001
12/7/2015	<0.001	<0.001	<0.001	<0.001	
12/14/2015				<0.001	
12/15/2015	<0.001	<0.001	<0.001		
12/28/2015			<0.001	<0.001	
12/29/2015	<0.001	<0.001			
1/13/2016	<0.001	<0.001	<0.001	<0.001	
1/16/2016					<0.001
1/25/2016	<0.001	<0.001	<0.001	<0.001	
4/19/2016					<0.001
4/20/2016	<0.001	<0.001		<0.001	
4/21/2016			<0.001		
6/14/2016	<0.001	<0.001			<0.001
6/15/2016			<0.001	<0.001	
8/9/2016	<0.001	<0.001	<0.001	<0.001	<0.001
9/26/2016					<0.001
9/27/2016	<0.001	<0.001	<0.001	<0.001	
11/15/2016	<0.001	<0.001	<0.001	<0.001	<0.001
1/10/2017					<0.001
1/11/2017		<0.001	<0.001	<0.001	
1/12/2017	<0.001				
2/28/2017	<0.001	<0.001	<0.001		<0.001
3/1/2017				<0.001	
4/19/2017					<0.001
4/20/2017	<0.001	<0.001	<0.001	<0.001	
7/17/2017					<0.001
7/18/2017	<0.001				
7/19/2017		<0.001	0.00056 (J)	<0.001	

Time Series

Constituent: Arsenic (mg/L) Analysis Run 10/31/2022 4:42 PM View: Descriptive
Plant McIntosh Client: Southern Company Data: McIntosh LF4 CCR

	GWA-13 (bg)	GWA-14 (bg)	GWA-15 (bg)	GWA-16 (bg)	GWA-2 (bg)
1/10/2018	<0.001				<0.001
1/11/2018		<0.001	<0.001	<0.001	
7/11/2018	<0.001	<0.001	<0.001	<0.001	<0.001
1/29/2019	<0.001	<0.001	<0.001	<0.001	<0.001
3/26/2019	<0.001	<0.001	0.00075	<0.001	
3/27/2019					<0.001
9/10/2019	0.00076 (J)	0.00043 (J)		0.00036 (J)	
9/11/2019			0.00033 (J)		<0.001
3/31/2020	<0.001				
4/1/2020		<0.001	<0.001	<0.001	<0.001
9/15/2020	<0.001	<0.001	<0.001	<0.001	<0.001
3/16/2021	<0.001	<0.001		<0.001	<0.001
3/17/2021			<0.001		
8/17/2021		<0.001		<0.001	<0.001
8/18/2021	<0.001				
8/19/2021			<0.001		
2/22/2022	<0.001	<0.001	<0.001	<0.001	<0.001
8/2/2022	<0.001	<0.001	<0.001	<0.001	<0.001

Time Series

Constituent: Arsenic (mg/L) Analysis Run 10/31/2022 4:42 PM View: Descriptive

Plant McIntosh Client: Southern Company Data: McIntosh LF4 CCR

	GWA-3 (bg)	GWA-4A (bg)	GWA-5 (bg)	GWC-1	GWC-10
8/25/2004	<0.001	<0.001	<0.001	<0.001	<0.001
9/11/2004	<0.001	<0.001	<0.001	<0.001	<0.001
9/26/2004	<0.001	<0.001	<0.001	<0.001	<0.001
10/13/2004	<0.001	<0.001	<0.001		<0.001
7/11/2005	<0.001	<0.001	<0.001	<0.001	<0.001
12/7/2005	<0.001	<0.001	<0.001	<0.001	<0.001
6/22/2006	<0.001	<0.001	<0.001	<0.001	<0.001
11/28/2006	<0.001	<0.001	<0.001	<0.001	<0.001
7/6/2007	<0.001	<0.001	<0.001	<0.001	<0.001
12/13/2007	<0.001	<0.001	<0.001	<0.001	<0.001
6/20/2008	<0.001	<0.001	<0.001	<0.001	<0.001
12/7/2008	<0.001	<0.001	<0.001	<0.001	<0.001
7/9/2009	<0.001	<0.001	<0.001	<0.001	
7/10/2009					<0.001
12/28/2009	<0.001			<0.001	
12/29/2009			<0.001		<0.001
12/30/2009		<0.001			
6/22/2010	<0.001	<0.001	<0.001	<0.001	<0.001
1/4/2011		<0.001	<0.001	<0.001	<0.001
1/5/2011	0.0089 (o)				
7/9/2011	<0.001		<0.001	<0.001	
7/10/2011		<0.001			<0.001
1/20/2012	<0.001				
1/21/2012		<0.001	<0.001	<0.001	<0.001
7/11/2012	<0.001	<0.001	<0.001	<0.001	<0.001
1/19/2013	<0.001		<0.001		
1/20/2013		<0.001		<0.001	<0.001
7/18/2013	<0.001		<0.001		
7/19/2013		<0.001		<0.001	<0.001
1/15/2014	<0.001		<0.001	<0.001	
1/16/2014		<0.001			<0.001
7/10/2014		<0.001	<0.001		<0.001
7/11/2014	<0.001			<0.001	
1/15/2015	<0.001		<0.001		
1/16/2015		<0.001		<0.001	<0.001
6/19/2015	<0.001		<0.001		
6/20/2015		<0.001		<0.001	<0.001
1/14/2016		<0.001	<0.001		
1/16/2016	<0.001			<0.001	<0.001
4/19/2016	<0.001				
4/20/2016		<0.001	<0.001	<0.001	
4/21/2016					<0.001
6/14/2016	<0.001	0.00016 (J)	5E-05 (J)		
6/15/2016				<0.001	
6/16/2016					0.0004 (J)
8/9/2016	<0.001		<0.001		
8/10/2016				<0.001	<0.001
8/11/2016		0.00096 (J)			
9/27/2016	<0.001	0.0026	<0.001	<0.001	<0.001
11/14/2016	<0.001	0.0017			
11/15/2016			<0.001	<0.001	<0.001
1/10/2017	<0.001	0.0021			

Time Series

Constituent: Arsenic (mg/L) Analysis Run 10/31/2022 4:42 PM View: Descriptive
 Plant McIntosh Client: Southern Company Data: McIntosh LF4 CCR

	GWA-3 (bg)	GWA-4A (bg)	GWA-5 (bg)	GWC-1	GWC-10
1/11/2017			<0.001		
1/12/2017				<0.001	0.00077 (J)
1/19/2017			<0.001		
1/23/2017				<0.001	
1/24/2017			0.0027		
2/28/2017	0.00061 (J)	0.0027	<0.001		
3/1/2017				<0.001	<0.001
4/19/2017	0.00069 (J)				
4/20/2017		0.0014	<0.001	<0.001	
4/24/2017					<0.001
7/18/2017	<0.001	0.0012 (J)	<0.001		
7/19/2017				<0.001	
7/24/2017					<0.001
1/10/2018	<0.001	0.00068 (J)	<0.001		
1/11/2018				<0.001	0.00046 (J)
7/11/2018	<0.001	<0.001	<0.001		
7/12/2018				<0.001	<0.001
1/29/2019	<0.001	<0.001	<0.001		
1/30/2019				<0.001	<0.001
3/26/2019		0.0005	<0.001		
3/27/2019	0.0011			<0.001	0.0013
9/10/2019		0.00051 (J)	0.00035 (J)		
9/11/2019	<0.001			<0.001	0.00082 (J)
3/31/2020		<0.001	<0.001		
4/1/2020	<0.001			<0.001	0.00055 (J)
9/15/2020	<0.001		<0.001	<0.001	0.00041 (J)
9/16/2020		<0.001			
3/16/2021	<0.001			<0.001	0.00069 (J)
3/17/2021		<0.001	<0.001		
8/17/2021	<0.001				
8/18/2021				0.0004 (J)	0.00045 (J)
8/19/2021		<0.001	<0.001		
2/22/2022	<0.001		<0.001		
2/23/2022		0.00035 (J)		<0.001	0.00048 (J)
8/2/2022	<0.001		<0.001		
8/3/2022		<0.001		<0.001	0.00052 (J)

Time Series

Constituent: Arsenic (mg/L) Analysis Run 10/31/2022 4:42 PM View: Descriptive

Plant McIntosh Client: Southern Company Data: McIntosh LF4 CCR

	GWC-11	GWC-12	GWC-17 (bg)	GWC-18 (bg)	GWC-19
8/25/2004	<0.001	<0.001			
9/11/2004	<0.001	<0.001			
9/26/2004	<0.001	<0.001			
10/13/2004	<0.001	<0.001			
7/11/2005	<0.001	<0.001			
12/7/2005	<0.001	<0.001			
6/22/2006	<0.001	<0.001			
11/28/2006	<0.001	<0.001			
7/6/2007	<0.001	<0.001			
12/13/2007	<0.001	<0.001			
6/20/2008	<0.001	<0.001			
12/7/2008	<0.001	<0.001			
7/10/2009	<0.001	<0.001			
12/28/2009		<0.001			
12/29/2009	<0.001				
6/22/2010	<0.001	<0.001			
1/4/2011		<0.001			
1/5/2011	<0.001				
7/9/2011	<0.001	<0.001			
1/20/2012		<0.001			
1/21/2012	<0.001				
7/11/2012	<0.001	<0.001			
1/19/2013	<0.001	<0.001			
7/18/2013		<0.001			
7/19/2013	<0.001				
1/15/2014	<0.001	<0.001			
7/11/2014	<0.001	<0.001			
1/15/2015		<0.001			
1/16/2015	<0.001				
6/19/2015		<0.001			
6/20/2015	<0.001				
12/8/2015			<0.001	<0.001	<0.001
12/14/2015			<0.001	<0.001	
12/15/2015					<0.001
12/28/2015			<0.001	<0.001	<0.001
1/13/2016			<0.001		
1/14/2016	<0.001			<0.001	<0.001
1/16/2016		<0.001			
1/26/2016			<0.001	<0.001	<0.001
4/19/2016				0.00112 (J)	<0.001
4/20/2016	0.00117 (J)	<0.001	<0.001		
6/15/2016	0.0013 (J)	<0.001	0.00015 (J)		
6/16/2016				0.0011 (J)	0.00026 (J)
8/9/2016			<0.001		
8/10/2016	0.0013	<0.001			<0.001
8/11/2016				0.001 (J)	
9/27/2016	0.0011 (J)	<0.001	<0.001		
9/28/2016				0.00062 (J)	<0.001
11/15/2016	0.001 (J)	<0.001	<0.001		<0.001
11/16/2016				0.00046 (J)	
1/11/2017			<0.001	0.00093 (J)	
1/12/2017	0.0016	0.00062 (J)			

Time Series

Constituent: Arsenic (mg/L) Analysis Run 10/31/2022 4:42 PM View: Descriptive
 Plant McIntosh Client: Southern Company Data: McIntosh LF4 CCR

	GWC-11	GWC-12	GWC-17 (bg)	GWC-18 (bg)	GWC-19
1/16/2017					0.00067 (J)
3/1/2017	0.00092 (J)	<0.001	<0.001	0.0006 (J)	<0.001
4/20/2017		<0.001	<0.001		
4/24/2017	0.0011 (J)				
4/25/2017				0.0011 (J)	<0.001
7/19/2017			0.00047 (J)		
7/20/2017		0.00053 (J)			
7/24/2017	0.00086 (J)				
7/25/2017				0.001 (J)	<0.001
1/11/2018	0.0012 (J)	<0.001	<0.001		
1/12/2018				0.00095 (J)	<0.001
7/11/2018			<0.001	0.0007 (J)	<0.001
7/12/2018	0.001 (J)	<0.001			
1/29/2019			<0.001		<0.001
1/30/2019	0.0015 (J)	<0.001		<0.001	
3/27/2019	0.0013	0.0011	0.00097	0.0019	<0.001
9/11/2019	0.0017	0.00032 (J)	0.00038 (J)	0.0012	0.00057 (J)
4/1/2020		<0.001	<0.001	0.00067	<0.001
4/2/2020	0.0014				
9/15/2020	0.0011		<0.001	0.00076 (J)	
9/16/2020		<0.001			<0.001
3/16/2021		<0.001	<0.001		<0.001
3/17/2021	0.0014			0.00072 (J)	
8/18/2021	0.0013	<0.001			
8/19/2021			<0.001	0.00059 (J)	<0.001
2/22/2022			<0.001		
2/23/2022	0.0013	<0.001		0.00098 (J)	0.00028 (J)
8/2/2022	0.0013		<0.001	0.0009 (J)	
8/3/2022		<0.001			<0.001

Time Series

Constituent: Arsenic (mg/L) Analysis Run 10/31/2022 4:42 PM View: Descriptive

Plant McIntosh Client: Southern Company Data: McIntosh LF4 CCR

	GWC-20	GWC-21	GWC-23	GWC-9
8/25/2004				<0.001
9/11/2004				<0.001
9/26/2004				<0.001
10/13/2004				<0.001
7/11/2005				<0.001
12/7/2005				<0.001
6/22/2006				<0.001
11/28/2006				<0.001
7/6/2007				<0.001
12/13/2007				<0.001
6/20/2008				<0.001
12/7/2008				<0.001
7/9/2009				<0.001
12/29/2009				<0.001
6/22/2010				<0.001
1/5/2011				<0.001
7/9/2011				<0.001
1/21/2012				<0.001
7/11/2012				<0.001
1/19/2013				<0.001
7/18/2013				<0.001
1/15/2014				<0.001
7/10/2014				<0.001
1/16/2015				<0.001
6/20/2015				<0.001
12/9/2015	<0.001	<0.001		
12/14/2015	<0.001	<0.001		
12/29/2015	<0.001	0.0022 (J)		
1/14/2016	<0.001	0.002 (J)		<0.001
1/25/2016	<0.001	<0.001		
4/19/2016				<0.001
4/21/2016	<0.001	<0.001		
6/15/2016				<0.001
6/16/2016	0.00014 (J)	0.00046 (J)	0.00043 (J)	
8/10/2016	<0.001	<0.001	0.0021	<0.001
9/27/2016	<0.001	0.00084 (J)		<0.001
9/28/2016			0.0011 (J)	
11/15/2016	<0.001	<0.001		<0.001
11/16/2016			0.0011 (J)	
1/12/2017		<0.001		
1/13/2017	<0.001			0.00055 (J)
1/17/2017			0.00064 (J)	
3/1/2017	<0.001	<0.001		<0.001
3/2/2017			<0.001	
4/24/2017		<0.001		<0.001
4/25/2017	0.00046 (J)		0.0007 (J)	
7/13/2017			<0.001	
7/24/2017				<0.001
7/25/2017	<0.001	<0.001	<0.001	
1/11/2018		<0.001		
1/12/2018	<0.001		<0.001	<0.001
7/11/2018	<0.001	<0.001		

Time Series

Constituent: Arsenic (mg/L) Analysis Run 10/31/2022 4:42 PM View: Descriptive
Plant McIntosh Client: Southern Company Data: McIntosh LF4 CCR

	GWC-20	GWC-21	GWC-23	GWC-9
7/12/2018			<0.001	<0.001
1/29/2019	<0.001			
1/30/2019		<0.001	<0.001	<0.001
3/27/2019	<0.001	0.00074	0.00079	0.00073
9/11/2019	0.00066 (J)	0.00064 (J)	0.00051 (J)	0.00044 (J)
4/1/2020	<0.001	<0.001	<0.001	<0.001
9/15/2020	<0.001	<0.001	<0.001	
9/16/2020				<0.001
3/16/2021	<0.001			
3/17/2021		<0.001	<0.001	<0.001
8/19/2021	<0.001	<0.001	<0.001	<0.001
2/22/2022	<0.001			
2/23/2022		<0.001	<0.001	<0.001
8/3/2022	<0.001			<0.001
8/4/2022		<0.001	0.00053 (J)	

Time Series

Constituent: Barium (mg/L) Analysis Run 10/31/2022 4:42 PM View: Descriptive

Plant McIntosh Client: Southern Company Data: McIntosh LF4 CCR

	GWA-13 (bg)	GWA-14 (bg)	GWA-15 (bg)	GWA-16 (bg)	GWA-2 (bg)
8/25/2004					0.018
9/11/2004					0.019
9/26/2004					0.02
10/13/2004					0.017
7/11/2005					0.012
12/7/2005					0.014
6/22/2006					0.018
11/28/2006					0.015
7/6/2007					0.014
12/13/2007					0.014
6/20/2008					0.018
12/7/2008					0.013
7/9/2009					0.019
12/28/2009					0.012
6/22/2010					0.02
1/4/2011					0.02
7/9/2011					0.028
1/21/2012					0.026
7/11/2012					0.038
1/20/2013					0.025
7/19/2013					0.018
1/15/2014					0.026
7/11/2014					0.029
1/16/2015					0.021
6/20/2015					0.031
12/7/2015	0.015	0.018	0.027	0.027	
12/14/2015				0.028	
12/15/2015	0.015	0.017	0.028		
12/28/2015			0.026	0.029	
12/29/2015	0.016	0.018			
1/13/2016	0.017	0.018	0.026	0.028	
1/16/2016					0.031
1/25/2016	0.017	0.018	0.027	0.027	
4/19/2016					0.0305
4/20/2016	0.0144	0.0143		0.0259	
4/21/2016			0.0262		
6/14/2016	0.015	0.012			0.03
6/15/2016			0.024	0.024	
8/9/2016	0.013	0.011	0.023	0.023	0.032
9/26/2016					0.031
9/27/2016	0.015	0.01	0.023	0.021	
11/15/2016	0.015	0.012	0.023	0.023	0.033
1/10/2017					0.031
1/11/2017		0.011	0.022	0.021	
1/12/2017	0.012				
2/28/2017	0.016	0.011	0.023		0.033
3/1/2017				0.022	
4/19/2017					0.032
4/20/2017	0.015	0.011	0.024	0.022	
7/17/2017					0.033
7/18/2017	0.015				
7/19/2017		0.012	0.025	0.024	

Time Series

Constituent: Barium (mg/L) Analysis Run 10/31/2022 4:42 PM View: Descriptive
Plant McIntosh Client: Southern Company Data: McIntosh LF4 CCR

	GWA-13 (bg)	GWA-14 (bg)	GWA-15 (bg)	GWA-16 (bg)	GWA-2 (bg)
1/10/2018	0.015				0.034
1/11/2018		0.012	0.023	0.022	
7/11/2018	0.015	0.012	0.025	0.023	0.035
1/29/2019	0.019	0.013	0.027	0.026	0.034
3/26/2019	0.016	0.012	0.028	0.023	
3/27/2019					0.03
9/10/2019	0.03	0.016		0.039	
9/11/2019			0.023		0.034
3/31/2020	0.015				
4/1/2020		0.013	0.026	0.022	0.037
9/15/2020	0.014	0.012	0.023	0.024	0.036
3/16/2021	0.018	0.013		0.025	0.035
3/17/2021			0.028		
8/17/2021		0.014		0.024	0.037
8/18/2021	0.018				
8/19/2021			0.022		
2/22/2022	0.019	0.014	0.026	0.026	0.038
8/2/2022	0.016	0.014	0.023	0.029	0.032

Time Series

Constituent: Barium (mg/L) Analysis Run 10/31/2022 4:42 PM View: Descriptive

Plant McIntosh Client: Southern Company Data: McIntosh LF4 CCR

	GWA-3 (bg)	GWA-4A (bg)	GWA-5 (bg)	GWC-1	GWC-10
8/25/2004	0.025	0.0096	0.016	0.02	0.036
9/11/2004	0.015	0.024	0.02	0.021	0.036
9/26/2004	0.017	0.027	0.016	0.019	0.035
10/13/2004	0.017	0.022	0.014		0.035
7/11/2005	0.012	0.029	0.014	0.017	0.017
12/7/2005	0.012	0.023	0.014	0.018	0.017
6/22/2006	0.016	0.026	0.019	0.018	0.015
11/28/2006	0.017	0.039	0.016	0.026	0.032
7/6/2007	0.1 (O)	0.037	0.018	0.014	0.03
12/13/2007	0.01	0.029	0.015	0.013	0.039
6/20/2008	0.026	0.037	0.018	0.019	0.038
12/7/2008	0.097 (O)	0.025	0.016	0.019	0.034
7/9/2009	0.01	0.028	0.019	0.029	
7/10/2009					0.032
12/28/2009	0.0091			0.039	
12/29/2009			0.02		0.03
12/30/2009		0.017			
6/22/2010	0.011	0.032	0.027	0.032	0.024
1/4/2011		0.02	0.025	0.024	0.017
1/5/2011	0.21 (O)				
7/9/2011	0.035		0.022	0.034	
7/10/2011		0.032			0.03
1/20/2012	0.021				
1/21/2012		0.026	0.024	0.022	0.022
7/11/2012	0.009	0.023	0.024	0.023	0.025
1/19/2013	0.01		0.026		
1/20/2013		0.011		0.027	0.029
7/18/2013	0.014		0.024		
7/19/2013		0.018		0.037	0.02
1/15/2014	0.016		0.026	0.032	
1/16/2014		0.015			0.022
7/10/2014		0.025	0.036		0.018
7/11/2014	0.016			0.034	
1/15/2015	0.014		0.035		
1/16/2015		0.022		0.032	0.019
6/19/2015	0.013		0.066		
6/20/2015		0.015		0.037	0.021
1/14/2016		0.016	0.059		
1/16/2016	0.021			0.051	0.019
4/19/2016	0.0217				
4/20/2016		0.0234	0.0553	0.0554	
4/21/2016					0.0178
6/14/2016	0.024	0.019	0.035		
6/15/2016				0.046	
6/16/2016					0.022
8/9/2016	0.023		0.035		
8/10/2016				0.042	0.015
8/11/2016		0.024			
9/27/2016	0.016	0.035	0.038	0.042	0.014
11/14/2016	0.014	0.034			
11/15/2016			0.039	0.042	0.015
1/10/2017	0.015	0.021			

Time Series

Constituent: Barium (mg/L) Analysis Run 10/31/2022 4:42 PM View: Descriptive
Plant McIntosh Client: Southern Company Data: McIntosh LF4 CCR

	GWA-3 (bg)	GWA-4A (bg)	GWA-5 (bg)	GWC-1	GWC-10
1/11/2017			0.037		
1/12/2017				0.046	0.015
1/19/2017			0.079		
1/23/2017				0.023	
1/24/2017			0.42 (o)		
2/28/2017	0.017	0.021	0.042		
3/1/2017				0.048	0.017
4/19/2017	0.013				
4/20/2017		0.019	0.04	0.046	
4/24/2017					0.014
7/18/2017	0.012	0.018	0.04		
7/19/2017				0.045	
7/24/2017					0.015
1/10/2018	0.016	0.021	0.048		
1/11/2018				0.046	0.013
7/11/2018	0.015	0.029	0.044		
7/12/2018				0.045	0.024
1/29/2019	0.017	0.025	0.05		
1/30/2019				0.05	0.023
3/26/2019		0.023	0.046		
3/27/2019	0.014			0.045	0.019
9/10/2019		0.026	0.044		
9/11/2019	0.015			0.038	0.021
3/31/2020		0.017	0.044		
4/1/2020	0.014			0.041	0.035
9/15/2020	0.015		0.041	0.038	0.023
9/16/2020		0.016			
3/16/2021	0.015			0.039	0.019
3/17/2021		0.014	0.04		
8/17/2021	0.015				
8/18/2021				0.034	0.018
8/19/2021		0.013	0.038		
2/22/2022	0.015		0.041		
2/23/2022		0.015		0.039	0.018
8/2/2022	0.012		0.043		
8/3/2022		0.032		0.029	0.017

Time Series

Constituent: Barium (mg/L) Analysis Run 10/31/2022 4:42 PM View: Descriptive

Plant McIntosh Client: Southern Company Data: McIntosh LF4 CCR

	GWC-11	GWC-12	GWC-17 (bg)	GWC-18 (bg)	GWC-19
8/25/2004	0.018	0.014			
9/11/2004	0.022	0.014			
9/26/2004	0.022	0.014			
10/13/2004	0.017	0.013			
7/11/2005	0.015	0.011			
12/7/2005	0.012	0.012			
6/22/2006	0.012	0.012			
11/28/2006	0.013	0.011			
7/6/2007	0.012	0.014			
12/13/2007	0.013	0.011			
6/20/2008	0.026	0.011			
12/7/2008	0.093 (Q)	0.01			
7/10/2009	0.013	0.011			
12/28/2009		0.011			
12/29/2009	0.012				
6/22/2010	0.014	0.011			
1/4/2011		0.013			
1/5/2011	0.011				
7/9/2011	0.012	0.015			
1/20/2012		0.013			
1/21/2012	0.017				
7/11/2012	0.015	0.015			
1/19/2013	0.013	0.014			
7/18/2013		0.013			
7/19/2013	0.012				
1/15/2014	0.012	0.013			
7/11/2014	0.012	0.016			
1/15/2015		0.012			
1/16/2015	0.011				
6/19/2015		0.015			
6/20/2015	0.013				
12/8/2015			0.021	0.053	0.057
12/14/2015			0.021	0.049	
12/15/2015					0.052
12/28/2015			0.02	0.048	0.041
1/13/2016			0.019		
1/14/2016	0.016			0.048	0.038
1/16/2016		0.013			
1/26/2016			0.019	0.044	0.034
4/19/2016				0.0308	0.023
4/20/2016	0.0113	0.0114	0.0188		
6/15/2016	0.013	0.0095 (J)	0.017		
6/16/2016				0.029	0.017
8/9/2016			0.018		
8/10/2016	0.01	0.0094			0.013
8/11/2016				0.023	
9/27/2016	0.01	0.011	0.016		
9/28/2016				0.024	0.013
11/15/2016	0.011	0.0096	0.017		0.013
11/16/2016				0.022	
1/11/2017			0.017	0.017	
1/12/2017	0.01	0.01			

Time Series

Constituent: Barium (mg/L) Analysis Run 10/31/2022 4:42 PM View: Descriptive
Plant McIntosh Client: Southern Company Data: McIntosh LF4 CCR

	GWC-11	GWC-12	GWC-17 (bg)	GWC-18 (bg)	GWC-19
1/16/2017					0.014
3/1/2017	0.011	0.011	0.017	0.02	0.017
4/20/2017		0.01	0.016		
4/24/2017	0.01				
4/25/2017				0.02	0.015
7/19/2017			0.017		
7/20/2017		0.011			
7/24/2017	0.0089				
7/25/2017				0.017	0.012
1/11/2018	0.01	0.01	0.017		
1/12/2018				0.015	0.014
7/11/2018			0.017	0.013	0.018
7/12/2018	0.016	0.011			
1/29/2019			0.02		0.016
1/30/2019	0.014 (J)	0.011 (J)		0.02	
3/27/2019	0.013	0.0099	0.017	0.014	0.013
9/11/2019	0.011	0.01	0.021	0.018	0.015
4/1/2020		0.0097 (J)	0.019	0.013	0.013
4/2/2020	0.011				
9/15/2020	0.015		0.018	0.014	
9/16/2020		0.011			0.012
3/16/2021		0.01	0.017		0.0099 (J)
3/17/2021	0.016			0.013	
8/18/2021	0.011	0.01			
8/19/2021			0.017	0.013	0.0095 (J)
2/22/2022			0.019		
2/23/2022	0.01	0.01		0.012	0.01
8/2/2022	0.011		0.017	0.013	
8/3/2022		0.011			0.011

Time Series

Constituent: Barium (mg/L) Analysis Run 10/31/2022 4:42 PM View: Descriptive

Plant McIntosh Client: Southern Company Data: McIntosh LF4 CCR

	GWC-20	GWC-21	GWC-23	GWC-9
8/25/2004				0.029
9/11/2004				0.031
9/26/2004				0.03
10/13/2004				0.024
7/11/2005				0.022
12/7/2005				0.032
6/22/2006				0.026
11/28/2006				0.02
7/6/2007				0.018
12/13/2007				0.017
6/20/2008				0.018
12/7/2008				0.016
7/9/2009				0.019
12/29/2009				0.02
6/22/2010				0.022
1/5/2011				0.021
7/9/2011				0.021
1/21/2012				0.021
7/11/2012				0.021
1/19/2013				0.024
7/18/2013				0.024
1/15/2014				0.022
7/10/2014				0.023
1/16/2015				0.015
6/20/2015				0.024
12/9/2015	0.039	0.024		
12/14/2015	0.045	0.027		
12/29/2015	0.045	0.027		
1/14/2016	0.034	0.025		0.026
1/25/2016	0.038	0.023		
4/19/2016				0.0274
4/21/2016	0.0325	0.0165		
6/15/2016				0.024
6/16/2016	0.027	0.018	0.057	
8/10/2016	0.025	0.014	0.072	0.031
9/27/2016	0.023	0.018		0.029
9/28/2016			0.076	
11/15/2016	0.022	0.015		0.029
11/16/2016			0.057	
1/12/2017		0.014		
1/13/2017	0.021			0.025
1/17/2017			0.049	
3/1/2017	0.021	0.015		0.03
3/2/2017			0.067	
4/24/2017		0.015		0.024
4/25/2017	0.02		0.049	
7/13/2017			0.04	
7/24/2017				0.026
7/25/2017	0.02	0.015	0.038	
1/11/2018		0.016		
1/12/2018	0.021		0.037	0.027
7/11/2018	0.021	0.017		

Time Series

Constituent: Barium (mg/L) Analysis Run 10/31/2022 4:42 PM View: Descriptive
Plant McIntosh Client: Southern Company Data: McIntosh LF4 CCR

	GWC-20	GWC-21	GWC-23	GWC-9
7/12/2018			0.037	0.031
1/29/2019	0.017			
1/30/2019		0.017	0.034	0.032
3/27/2019	0.018	0.016	0.027	0.023
9/11/2019	0.021	0.019	0.023	0.029
4/1/2020	0.016	0.018	0.024	0.021
9/15/2020	0.021	0.021	0.024	
9/16/2020				0.033
3/16/2021	0.016			
3/17/2021		0.019	0.024	0.041
8/19/2021	0.017	0.018	0.019	0.024
2/22/2022	0.018			
2/23/2022		0.02	0.024	0.026
8/3/2022	0.018			0.03
8/4/2022		0.022	0.017	

Time Series

Constituent: Beryllium (mg/L) Analysis Run 10/31/2022 4:42 PM View: Descriptive

Plant McIntosh Client: Southern Company Data: McIntosh LF4 CCR

	GWA-13 (bg)	GWA-14 (bg)	GWA-15 (bg)	GWA-16 (bg)	GWA-2 (bg)
8/25/2004					<0.0025
9/11/2004					<0.0025
9/26/2004					<0.0025
10/13/2004					<0.0025
7/11/2005					<0.0025
12/7/2005					<0.0025
6/22/2006					<0.0025
11/28/2006					<0.0025
7/6/2007					<0.0025
12/13/2007					<0.0025
6/20/2008					<0.0025
12/7/2008					<0.0025
7/9/2009					<0.0025
12/28/2009					<0.0025
6/22/2010					<0.0025
1/4/2011					<0.0025
7/9/2011					<0.0025
1/21/2012					<0.0025
7/11/2012					<0.0025
1/20/2013					<0.0025
7/19/2013					<0.0025
1/15/2014					0.00011 (J)
7/11/2014					0.0001 (J)
1/16/2015					<0.0025
6/20/2015					<0.0025
12/7/2015	<0.0025	<0.0025	<0.0025	<0.0025	
12/14/2015				<0.0025	
12/15/2015	<0.0025	<0.0025	<0.0025	<0.0025	
12/28/2015			<0.0025	<0.0025	
12/29/2015		<0.0025			
1/13/2016	<0.0025	<0.0025	<0.0025	<0.0025	
1/16/2016					<0.0025
1/25/2016	<0.0025	<0.0025	<0.0025	<0.0025	
4/19/2016					<0.0025
4/20/2016	<0.0025	<0.0025		<0.0025	
4/21/2016			<0.0025		
6/14/2016	7.1E-05 (J)	4.4E-05 (J)			6.5E-05 (J)
6/15/2016			3.8E-05 (J)	0.00011 (J)	
8/9/2016	<0.0025	<0.0025	<0.0025	<0.0025	<0.0025
9/26/2016					<0.0025
9/27/2016	<0.0025	<0.0025	<0.0025	<0.0025	
11/15/2016	<0.0025	<0.0025	<0.0025	<0.0025	<0.0025
1/10/2017					<0.0025
1/11/2017		<0.0025	<0.0025	<0.0025	
1/12/2017	<0.0025				
2/28/2017	<0.0025	<0.0025	<0.0025		<0.0025
3/1/2017				<0.0025	
4/19/2017					<0.0025
4/20/2017	<0.0025	<0.0025	<0.0025	<0.0025	
7/17/2017					<0.0025
7/18/2017	<0.0025				
7/19/2017		<0.0025	<0.0025	<0.0025	

Time Series

Constituent: Beryllium (mg/L) Analysis Run 10/31/2022 4:42 PM View: Descriptive

Plant McIntosh Client: Southern Company Data: McIntosh LF4 CCR

	GWA-13 (bg)	GWA-14 (bg)	GWA-15 (bg)	GWA-16 (bg)	GWA-2 (bg)
1/10/2018	<0.0025				<0.0025
1/11/2018		<0.0025	<0.0025	<0.0025	
7/11/2018	<0.0025	<0.0025	<0.0025	<0.0025	<0.0025
1/29/2019	<0.0025	<0.0025	<0.0025	<0.0025	6.3E-05 (J)
3/26/2019	<0.0025	<0.0025	<0.0025	<0.0025	
3/27/2019					<0.0025
9/10/2019	0.0008 (J)	0.00025 (J)		0.00036 (J)	
9/11/2019			<0.0025		<0.0025
3/31/2020	<0.0025				
4/1/2020		<0.0025	<0.0025	<0.0025	<0.0025
9/15/2020	<0.0025	<0.0025	<0.0025	<0.0025	0.00024 (J)
3/16/2021	0.0002 (J)	<0.0025		<0.0025	<0.0025
3/17/2021			<0.0025		
8/17/2021		<0.0025		<0.0025	0.00018 (J)
8/18/2021	<0.0025				
8/19/2021			<0.0025		
2/22/2022	<0.0025	<0.0025	<0.0025	<0.0025	<0.0025
8/2/2022	<0.0025	<0.0025	<0.0025	<0.0025	<0.0025

Time Series

Constituent: Beryllium (mg/L) Analysis Run 10/31/2022 4:42 PM View: Descriptive

Plant McIntosh Client: Southern Company Data: McIntosh LF4 CCR

	GWA-3 (bg)	GWA-4A (bg)	GWA-5 (bg)	GWC-1	GWC-10
8/25/2004	<0.0025	<0.0025	<0.0025	<0.0025	<0.0025
9/11/2004	<0.0025	<0.0025	<0.0025	<0.0025	<0.0025
9/26/2004	<0.0025	<0.0025	<0.0025	<0.0025	<0.0025
10/13/2004	<0.0025	<0.0025	<0.0025		<0.0025
7/11/2005	<0.0025	<0.0025	0.0011	<0.0025	<0.0025
12/7/2005	<0.0025	<0.0025	<0.0025	<0.0025	<0.0025
6/22/2006	<0.0025	<0.0025	<0.0025	<0.0025	<0.0025
11/28/2006	<0.0025	<0.0025	<0.0025	<0.0025	<0.0025
7/6/2007	<0.0025	<0.0025	<0.0025	<0.0025	<0.0025
12/13/2007	<0.0025	<0.0025	<0.0025	<0.0025	<0.0025
6/20/2008	<0.0025	<0.0025	<0.0025	<0.0025	<0.0025
12/7/2008	<0.0025	<0.0025	<0.0025	<0.0025	<0.0025
7/9/2009	<0.0025	<0.0025	<0.0025	<0.0025	
7/10/2009					<0.0025
12/28/2009	<0.0025			<0.0025	
12/29/2009			<0.0025		<0.0025
12/30/2009		<0.0025			
6/22/2010	<0.0025	<0.0025	<0.0025	<0.0025	<0.0025
1/4/2011		<0.0025	<0.0025	<0.0025	<0.0025
1/5/2011	0.0018				
7/9/2011	<0.0025		<0.0025	<0.0025	
7/10/2011		<0.0025			<0.0025
1/20/2012	<0.0025				
1/21/2012		<0.0025	<0.0025	<0.0025	<0.0025
7/11/2012	<0.0025	<0.0025	<0.0025	<0.0025	<0.0025
1/19/2013	<0.0025		<0.0025		
1/20/2013		<0.0025		<0.0025	<0.0025
7/18/2013	<0.0025		<0.0025		
7/19/2013		<0.0025		<0.0025	<0.0025
1/15/2014	<0.0025		<0.0025	0.00016 (J)	
1/16/2014		<0.0025			<0.0025
7/10/2014		0.0001 (J)	<0.0025		<0.0025
7/11/2014	<0.0025			0.00018 (J)	
1/15/2015	<0.0025		<0.0025		
1/16/2015		<0.0025		0.00016 (J)	<0.0025
6/19/2015	<0.0025		0.00013 (J)		
6/20/2015		<0.0025		0.00017 (J)	0.00013 (J)
1/14/2016		<0.0025	<0.0025		
1/16/2016	<0.0025			8E-05 (J)	<0.0025
4/19/2016	<0.0025				
4/20/2016		<0.0025	<0.0025	<0.0025	
4/21/2016					<0.0025
6/14/2016	3.2E-05 (J)	8.7E-05 (J)	5.4E-05 (J)		
6/15/2016				0.00012 (J)	
6/16/2016					8.5E-05 (J)
8/9/2016	<0.0025		<0.0025		
8/10/2016				<0.0025	<0.0025
8/11/2016		<0.0025			
9/27/2016	<0.0025	<0.0025	<0.0025	<0.0025	<0.0025
11/14/2016	<0.0025	<0.0025			
11/15/2016			<0.0025	<0.0025	<0.0025
1/10/2017	<0.0025	<0.0025			

Time Series

Constituent: Beryllium (mg/L) Analysis Run 10/31/2022 4:42 PM View: Descriptive
Plant McIntosh Client: Southern Company Data: McIntosh LF4 CCR

	GWA-3 (bg)	GWA-4A (bg)	GWA-5 (bg)	GWC-1	GWC-10
1/11/2017			<0.0025		
1/12/2017				<0.0025	<0.0025
1/19/2017			<0.0025		
1/23/2017				<0.0025	
1/24/2017			<0.0025		
2/28/2017	<0.0025	<0.0025	<0.0025		
3/1/2017				<0.0025	<0.0025
4/19/2017	<0.0025				
4/20/2017		<0.0025	<0.0025	<0.0025	
4/24/2017					<0.0025
7/18/2017	<0.0025	<0.0025	<0.0025		
7/19/2017				<0.0025	
7/24/2017					<0.0025
1/10/2018	<0.0025	<0.0025	<0.0025		
1/11/2018				<0.0025	<0.0025
7/11/2018	<0.0025	<0.0025	<0.0025		
7/12/2018				<0.0025	<0.0025
1/29/2019	<0.0025	0.00011 (J)	<0.0025		
1/30/2019				<0.0025	<0.0025
3/26/2019		<0.0025	<0.0025		
3/27/2019	<0.0025			<0.0025	<0.0025
9/10/2019		0.0006 (J)	<0.0025		
9/11/2019	<0.0025			0.00021 (J)	<0.0025
3/31/2020		<0.0025	<0.0025		
4/1/2020	<0.0025			<0.0025	<0.0025
9/15/2020	<0.0025		<0.0025	<0.0025	<0.0025
9/16/2020		<0.0025			
3/16/2021	<0.0025			0.00022 (J)	0.00033 (J)
3/17/2021		<0.0025	<0.0025		
8/17/2021	<0.0025				
8/18/2021				0.00018 (J)	<0.0025
8/19/2021		<0.0025	<0.0025		
2/22/2022	<0.0025		<0.0025		
2/23/2022		<0.0025		<0.0025	<0.0025
8/2/2022	<0.0025		<0.0025		
8/3/2022		<0.0025		<0.0025	<0.0025

Time Series

Constituent: Beryllium (mg/L) Analysis Run 10/31/2022 4:42 PM View: Descriptive

Plant McIntosh Client: Southern Company Data: McIntosh LF4 CCR

	GWC-11	GWC-12	GWC-17 (bg)	GWC-18 (bg)	GWC-19
8/25/2004	<0.0025	<0.0025			
9/11/2004	<0.0025	<0.0025			
9/26/2004	<0.0025	<0.0025			
10/13/2004	<0.0025	<0.0025			
7/11/2005	<0.0025	<0.0025			
12/7/2005	<0.0025	<0.0025			
6/22/2006	<0.0025	<0.0025			
11/28/2006	<0.0025	<0.0025			
7/6/2007	<0.0025	<0.0025			
12/13/2007	<0.0025	<0.0025			
6/20/2008	<0.0025	<0.0025			
12/7/2008	<0.0025	<0.0025			
7/10/2009	<0.0025	<0.0025			
12/28/2009		<0.0025			
12/29/2009	<0.0025				
6/22/2010	<0.0025	<0.0025			
1/4/2011		<0.0025			
1/5/2011	<0.0025				
7/9/2011	<0.0025	<0.0025			
1/20/2012		<0.0025			
1/21/2012	<0.0025				
7/11/2012	<0.0025	<0.0025			
1/19/2013	<0.0025	<0.0025			
7/18/2013		<0.0025			
7/19/2013	<0.0025				
1/15/2014	<0.0025	0.00017 (J)			
7/11/2014	<0.0025	0.00024 (J)			
1/15/2015		0.00015 (J)			
1/16/2015	<0.0025				
6/19/2015		0.00016 (J)			
6/20/2015	<0.0025				
12/8/2015			0.00046 (J)	<0.0025	0.00018 (J)
12/14/2015			0.00052 (J)	<0.0025	
12/15/2015					0.00014 (J)
12/28/2015			0.00057 (J)	<0.0025	9E-05 (J)
1/13/2016			0.00056 (J)		
1/14/2016	<0.0025			<0.0025	0.0001 (J)
1/16/2016		0.00014 (J)			
1/26/2016			0.00057 (J)	<0.0025	0.00011 (J)
4/19/2016				<0.0025	<0.0025
4/20/2016	<0.0025	<0.0025	<0.003 (o)		
6/15/2016	<0.0025	0.00014 (J)	0.00056 (J)		
6/16/2016				<0.0025	0.00011 (J)
8/9/2016			0.00054 (J)		
8/10/2016	<0.0025	<0.0025			<0.0025
8/11/2016				<0.0025	
9/27/2016	<0.0025	<0.0025	0.00056 (J)		
9/28/2016				<0.0025	<0.0025
11/15/2016	<0.0025	<0.0025	0.00047 (J)		<0.0025
11/16/2016				<0.0025	
1/11/2017			0.00066 (J)	<0.0025	
1/12/2017	<0.0025	<0.0025			

Time Series

Constituent: Beryllium (mg/L) Analysis Run 10/31/2022 4:42 PM View: Descriptive
 Plant McIntosh Client: Southern Company Data: McIntosh LF4 CCR

	GWC-11	GWC-12	GWC-17 (bg)	GWC-18 (bg)	GWC-19
1/16/2017					<0.0025
3/1/2017	<0.0025	<0.0025	0.00066 (J)	<0.0025	<0.0025
4/20/2017		<0.0025	0.00055 (J)		
4/24/2017	<0.0025				
4/25/2017				<0.0025	<0.0025
7/19/2017			0.00061 (J)		
7/20/2017		<0.0025			
7/24/2017	<0.0025				
7/25/2017				<0.0025	<0.0025
1/11/2018	<0.0025	<0.0025	0.00064 (J)		
1/12/2018				<0.0025	<0.0025
7/11/2018			0.00065 (J)	<0.0025	<0.0025
7/12/2018	<0.0025	<0.0025			
1/29/2019			0.00062 (J)		0.00023 (J)
1/30/2019	<0.0025	<0.0025		<0.0025	
3/27/2019	<0.0025	<0.0025	0.00062	<0.0025	<0.0025
9/11/2019	<0.0025	0.00022 (J)	0.001	0.00026 (J)	0.00058 (J)
4/1/2020		<0.0025	0.00058 (J)	<0.0025	<0.0025
4/2/2020	0.00023 (J)				
9/15/2020	<0.0025		0.00063 (J)	<0.0025	
9/16/2020		<0.0025			0.00022 (J)
3/16/2021		0.00037 (J)	0.00062 (J)		0.00024 (J)
3/17/2021	0.00048 (J)			<0.0025	
8/18/2021	<0.0025	<0.0025			
8/19/2021			0.00057 (J)	<0.0025	<0.0025
2/22/2022			0.00078 (J)		
2/23/2022	<0.0025	<0.0025		<0.0025	0.00031 (J)
8/2/2022	<0.0025		0.00057 (J)	<0.0025	
8/3/2022		0.00027 (J)			<0.0025

Time Series

Constituent: Beryllium (mg/L) Analysis Run 10/31/2022 4:42 PM View: Descriptive

Plant McIntosh Client: Southern Company Data: McIntosh LF4 CCR

	GWC-20	GWC-21	GWC-23	GWC-9
8/25/2004				<0.0025
9/11/2004				<0.0025
9/26/2004				<0.0025
10/13/2004				<0.0025
7/11/2005				<0.0025
12/7/2005				<0.0025
6/22/2006				<0.0025
11/28/2006				<0.0025
7/6/2007				<0.0025
12/13/2007				<0.0025
6/20/2008				<0.0025
12/7/2008				<0.0025
7/9/2009				<0.0025
12/29/2009				<0.0025
6/22/2010				<0.0025
1/5/2011				<0.0025
7/9/2011				<0.0025
1/21/2012				<0.0025
7/11/2012				<0.0025
1/19/2013				<0.0025
7/18/2013				<0.0025
1/15/2014				<0.0025
7/10/2014				0.0001 (J)
1/16/2015				<0.0025
6/20/2015				<0.0025
12/9/2015	0.00026 (J)	<0.0025		
12/14/2015	0.00032 (J)	<0.0025		
12/29/2015	0.00043 (J)	<0.0025		
1/14/2016	0.00032 (J)	<0.0025		<0.0025
1/25/2016	0.00038 (J)	<0.0025		
4/19/2016				<0.0025
4/21/2016	<0.0025	<0.0025		
6/15/2016				7.7E-05 (J)
6/16/2016	0.00032 (J)	<0.0025	<0.0025	
8/10/2016	<0.0025	<0.0025	<0.0025	<0.0025
9/27/2016	<0.0025	0.00064 (J)		<0.0025
9/28/2016			<0.0025	
11/15/2016	<0.0025	<0.0025		<0.0025
11/16/2016			<0.0025	
1/12/2017		<0.0025		
1/13/2017	<0.0025			<0.0025
1/17/2017			<0.0025	
3/1/2017	<0.0025	<0.0025		<0.0025
3/2/2017			<0.0025	
4/24/2017		<0.0025		<0.0025
4/25/2017	<0.0025		<0.0025	
7/13/2017			<0.0025	
7/24/2017				<0.0025
7/25/2017	<0.0025	<0.0025	<0.0025	
1/11/2018		<0.0025		
1/12/2018	<0.0025		<0.0025	<0.0025
7/11/2018	<0.0025	<0.0025		

Time Series

Constituent: Beryllium (mg/L) Analysis Run 10/31/2022 4:42 PM View: Descriptive
Plant McIntosh Client: Southern Company Data: McIntosh LF4 CCR

	GWC-20	GWC-21	GWC-23	GWC-9
7/12/2018			<0.0025	<0.0025
1/29/2019	0.00016 (J)			
1/30/2019		<0.0025	<0.0025	<0.0025
3/27/2019	<0.0025	<0.0025	<0.0025	<0.0025
9/11/2019	0.00052 (J)	0.00054 (J)	0.00026 (J)	0.00021 (J)
4/1/2020	<0.0025	<0.0025	<0.0025	<0.0025
9/15/2020	0.00025 (J)	<0.0025	<0.0025	
9/16/2020				<0.0025
3/16/2021	0.00022 (J)			
3/17/2021		<0.0025	0.00018 (J)	0.00024 (J)
8/19/2021	<0.0025	<0.0025	<0.0025	<0.0025
2/22/2022	<0.0025			
2/23/2022		<0.0025	<0.0025	<0.0025
8/3/2022	0.00031 (J)			<0.0025
8/4/2022		<0.0025	<0.0025	

Time Series

Constituent: Boron (mg/L) Analysis Run 10/31/2022 4:42 PM View: Descriptive

Plant McIntosh Client: Southern Company Data: McIntosh LF4 CCR

	GWA-13 (bg)	GWA-14 (bg)	GWA-15 (bg)	GWA-16 (bg)	GWA-2 (bg)
4/19/2016					<0.08
4/20/2016	<0.08	<0.08		<0.08	
4/21/2016			<0.08		
6/14/2016	0.0086 (J)	0.0098 (J)			0.012 (J)
6/15/2016			0.0095 (J)	0.0085 (J)	
8/9/2016	<0.08	<0.08	<0.08	<0.08	<0.08
9/26/2016					<0.08
9/27/2016	<0.08	<0.08	<0.08	<0.08	
11/15/2016	<0.08	<0.08	<0.08	<0.08	<0.08
1/10/2017					<0.08
1/11/2017		<0.08	<0.08	<0.08	
1/12/2017	<0.08				
2/28/2017	<0.08	<0.08	<0.08		0.022 (J)
3/1/2017				<0.08	
4/19/2017					<0.08
4/20/2017	<0.08	<0.08	<0.08	<0.08	
10/10/2017					<0.08
10/11/2017	<0.08	<0.08	<0.08	<0.08	
1/10/2018	<0.08				<0.08
1/11/2018		<0.08	<0.08	<0.08	
7/11/2018	<0.08	<0.08	<0.08	<0.08	<0.08
1/29/2019	<0.08	<0.08	<0.08	<0.08	<0.08
3/26/2019	<0.08	<0.08	<0.08	<0.08	
3/27/2019					<0.08
9/10/2019	0.061 (J)	<0.08		<0.08	
9/11/2019			<0.08		<0.08
3/31/2020	<0.08				
4/1/2020		<0.08	<0.08	<0.08	0.042 (J)
9/15/2020	<0.08	<0.08	<0.08	<0.08	<0.08
3/16/2021	<0.08	<0.08		<0.08	<0.08
3/17/2021			<0.08		
8/17/2021		0.1		0.061 (J)	0.069 (J)
8/18/2021	0.044 (J)				
8/19/2021			<0.08		
2/22/2022	<0.08	<0.08	<0.08	<0.08	0.11
8/2/2022	<0.08	<0.08	<0.08	<0.08	<0.08

Time Series

Constituent: Boron (mg/L) Analysis Run 10/31/2022 4:42 PM View: Descriptive

Plant McIntosh Client: Southern Company Data: McIntosh LF4 CCR

	GWA-3 (bg)	GWA-4A (bg)	GWA-5 (bg)	GWC-1	GWC-10
4/19/2016	<0.08				
4/20/2016		<0.08	<0.08	<0.08	
4/21/2016					<0.08
6/14/2016	0.0077 (J)	0.01 (J)	0.011 (J)		
6/15/2016				0.017 (J)	
6/16/2016					0.017 (J)
8/9/2016	<0.08		<0.08		
8/10/2016				<0.08	<0.08
8/11/2016		<0.08			
9/27/2016	<0.08	<0.08	<0.08	<0.08	<0.08
11/14/2016	<0.08	<0.08			
11/15/2016			<0.08	<0.08	0.021 (J)
1/10/2017	<0.08	<0.08			
1/11/2017			<0.08		
1/12/2017				<0.08	0.041 (J)
2/28/2017	<0.08	<0.08	<0.08		
3/1/2017				<0.08	0.052
4/19/2017	<0.08				
4/20/2017		<0.08	<0.08	<0.08	
4/24/2017					0.064
10/10/2017		<0.08			
10/11/2017	<0.08		<0.08	<0.08	
10/12/2017					0.06
12/12/2017					0.086
1/10/2018	<0.08	<0.08	<0.08		
1/11/2018				<0.08	0.06
7/11/2018	<0.08	<0.08	<0.08		
7/12/2018				<0.08	0.054
1/29/2019	<0.08	<0.08	<0.08		
1/30/2019				<0.08	0.055
3/26/2019		<0.08	<0.08		
3/27/2019	<0.08			<0.08	0.05
9/10/2019		0.052 (J)	<0.08		
9/11/2019	<0.08			<0.08	0.067 (J)
3/31/2020		<0.08	<0.08		
4/1/2020	<0.08			<0.08	0.068 (J)
9/15/2020	0.061 (J)		0.047 (J)	<0.08	0.062 (J)
9/16/2020		0.056 (J)			
3/16/2021	<0.08			<0.08	0.045 (J)
3/17/2021		<0.08	<0.08		
8/17/2021	<0.08				
8/18/2021				0.046 (J)	0.069 (J)
8/19/2021		<0.08	<0.08		
2/22/2022	0.065 (J)		<0.08		
2/23/2022		0.096		<0.08	0.069 (J)
8/2/2022	<0.08		<0.08		
8/3/2022		<0.08		0.064 (J)	<0.08

Time Series

Constituent: Boron (mg/L) Analysis Run 10/31/2022 4:42 PM View: Descriptive

Plant McIntosh Client: Southern Company Data: McIntosh LF4 CCR

	GWC-11	GWC-12	GWC-17 (bg)	GWC-18 (bg)	GWC-19
4/19/2016				<0.08	<0.08
4/20/2016	<0.08	<0.08	<0.08		
6/15/2016	0.011 (J)	0.01 (J)	0.0095 (J)		
6/16/2016				0.011 (J)	0.0069 (J)
8/9/2016			<0.08		
8/10/2016	<0.08	<0.08			<0.08
8/11/2016				<0.08	
9/27/2016	<0.08	<0.08	<0.08		
9/28/2016				<0.08	<0.08
11/15/2016	<0.08	<0.08	<0.08		<0.08
11/16/2016				<0.08	
1/11/2017			<0.08	<0.08	
1/12/2017	<0.08	<0.08			
1/16/2017					<0.08
3/1/2017	<0.08	<0.08	<0.08	<0.08	<0.08
4/20/2017		<0.08	<0.08		
4/24/2017	<0.08				
4/25/2017				<0.08	<0.08
10/11/2017	<0.08		<0.08		
10/12/2017		<0.08		<0.08	<0.08
1/11/2018	<0.08	<0.08	<0.08		
1/12/2018				<0.08	<0.08
7/11/2018			<0.08	<0.08	<0.08
7/12/2018	<0.08	<0.08			
1/29/2019			<0.08		<0.08
1/30/2019	<0.08	<0.08		<0.08	
3/27/2019	<0.08	<0.08	<0.08	<0.08	<0.08
9/11/2019	<0.08	<0.08	<0.08	<0.08	<0.08
4/1/2020		<0.08	<0.08	<0.08	<0.08
4/2/2020	0.066 (J)				
9/15/2020	<0.08		<0.08	<0.08	
9/16/2020		<0.08			0.046 (J)
3/16/2021		<0.08	<0.08		<0.08
3/17/2021	<0.08			<0.08	
8/18/2021	<0.08	<0.08			
8/19/2021			<0.08	<0.08	<0.08
2/22/2022			<0.08		
2/23/2022	<0.08	<0.08		<0.08	<0.08
8/2/2022	<0.08		<0.08	<0.08	
8/3/2022		<0.08			<0.08

Time Series

Constituent: Boron (mg/L) Analysis Run 10/31/2022 4:42 PM View: Descriptive

Plant McIntosh Client: Southern Company Data: McIntosh LF4 CCR

	GWC-20	GWC-21	GWC-23	GWC-9
4/19/2016				<0.08
4/21/2016	<0.08	<0.08		
6/15/2016				0.018 (J)
6/16/2016	0.012 (J)	0.012 (J)	0.017 (J)	
8/10/2016	<0.08	<0.08	<0.08	<0.08
9/27/2016	<0.08	<0.08		<0.08
9/28/2016			<0.08	
11/15/2016	<0.08	<0.08		<0.08
11/16/2016			<0.08	
1/12/2017		<0.08		
1/13/2017	<0.08			<0.08
1/17/2017			<0.08	
3/1/2017	<0.08	<0.08		<0.08
3/2/2017			<0.08	
4/24/2017		<0.08		<0.08
4/25/2017	<0.08		<0.08	
7/13/2017			<0.08	
10/12/2017	<0.08	<0.08	<0.08	<0.08
1/11/2018		<0.08		
1/12/2018	<0.08		<0.08	<0.08
7/11/2018	<0.08	<0.08		
7/12/2018			<0.08	<0.08
1/29/2019	<0.08			
1/30/2019		<0.08	<0.08	<0.08
3/27/2019	<0.08	<0.08	<0.08	<0.08
9/11/2019	0.042 (J)	0.055 (J)	0.04 (J)	<0.08
4/1/2020	<0.08	<0.08	<0.08	<0.08
9/15/2020	<0.08	<0.08	<0.08	
9/16/2020				0.042 (J)
3/16/2021	<0.08			
3/17/2021		<0.08	<0.08	<0.08
8/19/2021	<0.08	<0.08	<0.08	<0.08
2/22/2022	<0.08			
2/23/2022		<0.08	<0.08	<0.08
8/3/2022	<0.08			<0.08
8/4/2022		<0.08	<0.08	

Time Series

Constituent: Cadmium (mg/L) Analysis Run 10/31/2022 4:42 PM View: Descriptive

Plant McIntosh Client: Southern Company Data: McIntosh LF4 CCR

	GWA-13 (bg)	GWA-14 (bg)	GWA-15 (bg)	GWA-16 (bg)	GWA-2 (bg)
8/25/2004					<0.0025
9/11/2004					<0.0025
9/26/2004					<0.0025
10/13/2004					<0.0025
7/11/2005					<0.0025
12/7/2005					<0.0025
6/22/2006					<0.0025
11/28/2006					<0.0025
7/6/2007					<0.0025
12/13/2007					<0.0025
6/20/2008					<0.0025
12/7/2008					<0.0025
7/9/2009					<0.0025
12/28/2009					<0.0025
6/22/2010					<0.0025
1/4/2011					<0.0025
7/9/2011					<0.0025
1/21/2012					<0.0025
7/11/2012					<0.0025
1/20/2013					<0.0025
7/19/2013					<0.0025
1/15/2014					<0.0025
7/11/2014					<0.0025
1/16/2015					<0.0025
6/20/2015					<0.0025
12/7/2015	<0.0025	<0.0025	<0.0025	<0.0025	<0.0025
12/14/2015				<0.0025	<0.0025
12/15/2015	<0.0025	<0.0025	<0.0025	<0.0025	<0.0025
12/28/2015			<0.0025	<0.0025	<0.0025
12/29/2015	<0.0025	<0.0025	<0.0025	<0.0025	<0.0025
1/13/2016	<0.0025	<0.0025	<0.0025	<0.0025	<0.0025
1/16/2016					<0.0025
1/25/2016	<0.0025	<0.0025	<0.0025	<0.0025	<0.0025
4/19/2016					<0.0025
4/20/2016	<0.0025	<0.0025		<0.0025	<0.0025
4/21/2016			<0.0025		<0.0025
6/14/2016	0.001	6.2E-05 (J)			<0.0025
6/15/2016			<0.0025	<0.0025	<0.0025
8/9/2016	<0.0025	<0.0025	<0.0025	<0.0025	<0.0025
9/26/2016					<0.0025
9/27/2016	<0.0025	<0.0025	<0.0025	<0.0025	<0.0025
11/15/2016	<0.0025	<0.0025	<0.0025	<0.0025	<0.0025
1/10/2017					<0.0025
1/11/2017		<0.0025	<0.0025	<0.0025	<0.0025
1/12/2017	<0.0025				<0.0025
2/28/2017	<0.0025	<0.0025	<0.0025		<0.0025
3/1/2017				<0.0025	<0.0025
4/19/2017					<0.0025
4/20/2017	<0.0025	<0.0025	<0.0025	<0.0025	<0.0025
7/17/2017					<0.0025
7/18/2017	<0.0025				<0.0025
7/19/2017		<0.0025	<0.0025	<0.0025	<0.0025

Time Series

Constituent: Cadmium (mg/L) Analysis Run 10/31/2022 4:42 PM View: Descriptive
Plant McIntosh Client: Southern Company Data: McIntosh LF4 CCR

	GWA-13 (bg)	GWA-14 (bg)	GWA-15 (bg)	GWA-16 (bg)	GWA-2 (bg)
1/10/2018	<0.0025				<0.0025
1/11/2018		<0.0025	<0.0025	<0.0025	
7/11/2018	<0.0025	<0.0025	<0.0025	<0.0025	<0.0025
1/29/2019	<0.0025	<0.0025	<0.0025	<0.0025	<0.0025
3/26/2019	<0.0025	<0.0025	<0.0025	<0.0025	
3/27/2019					<0.0025
9/10/2019	0.00035 (J)	<0.0025		0.00015 (J)	
9/11/2019			<0.0025		<0.0025
3/31/2020	<0.0025				
4/1/2020		<0.0025	<0.0025	<0.0025	<0.0025
9/15/2020	<0.0025	<0.0025	<0.0025	<0.0025	<0.0025
3/16/2021	<0.0025	<0.0025		<0.0025	<0.0025
3/17/2021			<0.0025		
8/17/2021		0.00036 (J)		<0.0025	<0.0025
8/18/2021	<0.0025				
8/19/2021			<0.0025		
2/22/2022	<0.0025	<0.0025	<0.0025	<0.0025	<0.0025
8/2/2022	<0.0025	<0.0025	<0.0025	<0.0025	<0.0025

Time Series

Constituent: Cadmium (mg/L) Analysis Run 10/31/2022 4:42 PM View: Descriptive

Plant McIntosh Client: Southern Company Data: McIntosh LF4 CCR

	GWA-3 (bg)	GWA-4A (bg)	GWA-5 (bg)	GWC-1	GWC-10
8/25/2004	<0.0025	<0.0025	<0.0025	<0.0025	<0.0025
9/11/2004	<0.0025	<0.0025	<0.0025	<0.0025	<0.0025
9/26/2004	<0.0025	<0.0025	<0.0025	<0.0025	<0.0025
10/13/2004	<0.0025	<0.0025	<0.0025		<0.0025
7/11/2005	<0.0025	<0.0025	<0.0025	<0.0025	<0.0025
12/7/2005	<0.0025	<0.0025	<0.0025	<0.0025	<0.0025
6/22/2006	<0.0025	<0.0025	<0.0025	<0.0025	<0.0025
11/28/2006	<0.0025	<0.0025	<0.0025	<0.0025	<0.0025
7/6/2007	<0.0025	<0.0025	<0.0025	<0.0025	<0.0025
12/13/2007	<0.0025	<0.0025	<0.0025	<0.0025	<0.0025
6/20/2008	<0.0025	<0.0025	<0.0025	<0.0025	<0.0025
12/7/2008	<0.0025	<0.0025	<0.0025	<0.0025	<0.0025
7/9/2009	<0.0025	<0.0025	<0.0025	<0.0025	
7/10/2009					<0.0025
12/28/2009	<0.0025			<0.0025	
12/29/2009			<0.0025		<0.0025
12/30/2009		<0.0025			
6/22/2010	<0.0025	<0.0025	<0.0025	<0.0025	<0.0025
1/4/2011		<0.0025	<0.0025	<0.0025	<0.0025
1/5/2011	<0.0025				
7/9/2011	<0.0025		<0.0025	<0.0025	
7/10/2011		<0.0025			<0.0025
1/20/2012	<0.0025				
1/21/2012		<0.0025	<0.0025	<0.0025	<0.0025
7/11/2012	<0.0025	<0.0025	<0.0025	<0.0025	<0.0025
1/19/2013	<0.0025		<0.0025		
1/20/2013		<0.0025		<0.0025	<0.0025
7/18/2013	<0.0025		<0.0025		
7/19/2013		<0.0025		<0.0025	<0.0025
1/15/2014	<0.0025		<0.0025	<0.0025	
1/16/2014		<0.0025			<0.0025
7/10/2014		<0.0025	<0.0025		<0.0025
7/11/2014	<0.0025			<0.0025	
1/15/2015	<0.0025		<0.0025		
1/16/2015		<0.0025		<0.0025	<0.0025
6/19/2015	<0.0025		<0.0025		
6/20/2015		<0.0025		<0.0025	<0.0025
1/14/2016		<0.0025	<0.0025		
1/16/2016	<0.0025			<0.0025	<0.0025
4/19/2016	<0.0025				
4/20/2016		0.000111 (J)	<0.0025	<0.0025	
4/21/2016					<0.0025
6/14/2016	<0.0025	0.00013 (J)	<0.0025		
6/15/2016				<0.0025	
6/16/2016					<0.0025
8/9/2016	<0.0025		<0.0025		
8/10/2016				<0.0025	<0.0025
8/11/2016		<0.0025			
9/27/2016	<0.0025	<0.0025	<0.0025	<0.0025	<0.0025
11/14/2016	<0.0025	<0.0025			
11/15/2016			<0.0025	<0.0025	<0.0025
1/10/2017	<0.0025	<0.0025			

Time Series

Constituent: Cadmium (mg/L) Analysis Run 10/31/2022 4:42 PM View: Descriptive
Plant McIntosh Client: Southern Company Data: McIntosh LF4 CCR

	GWA-3 (bg)	GWA-4A (bg)	GWA-5 (bg)	GWC-1	GWC-10
1/11/2017			<0.0025		
1/12/2017				<0.0025	<0.0025
1/19/2017			<0.0025		
1/23/2017				<0.0025	
1/24/2017			<0.0025		
2/28/2017	<0.0025	<0.0025	<0.0025		
3/1/2017				<0.0025	<0.0025
4/19/2017	<0.0025				
4/20/2017		<0.0025	<0.0025	<0.0025	
4/24/2017					<0.0025
7/18/2017	<0.0025	<0.0025	<0.0025		
7/19/2017				<0.0025	
7/24/2017					<0.0025
1/10/2018	<0.0025	<0.0025	<0.0025		
1/11/2018				<0.0025	<0.0025
7/11/2018	<0.0025	<0.0025	<0.0025		
7/12/2018				<0.0025	<0.0025
1/29/2019	<0.0025	<0.0025	<0.0025		
1/30/2019				<0.0025	<0.0025
3/26/2019		<0.0025	<0.0025		
3/27/2019	<0.0025			<0.0025	<0.0025
9/10/2019		0.00019 (J)	<0.0025		
9/11/2019	<0.0025			<0.0025	<0.0025
3/31/2020		<0.0025	<0.0025		
4/1/2020	<0.0025			<0.0025	<0.0025
9/15/2020	<0.0025		<0.0025	<0.0025	<0.0025
9/16/2020		<0.0025			
3/16/2021	<0.0025			<0.0025	<0.0025
3/17/2021		<0.0025	<0.0025		
8/17/2021	<0.0025				
8/18/2021				<0.0025	<0.0025
8/19/2021		<0.0025	<0.0025		
2/22/2022	<0.0025		<0.0025		
2/23/2022		0.00024 (J)		<0.0025	<0.0025
8/2/2022	<0.0025		<0.0025		
8/3/2022		<0.0025		0.0001 (J)	<0.0025

Time Series

Constituent: Cadmium (mg/L) Analysis Run 10/31/2022 4:42 PM View: Descriptive

Plant McIntosh Client: Southern Company Data: McIntosh LF4 CCR

	GWC-11	GWC-12	GWC-17 (bg)	GWC-18 (bg)	GWC-19
8/25/2004	<0.0025	<0.0025			
9/11/2004	<0.0025	<0.0025			
9/26/2004	<0.0025	<0.0025			
10/13/2004	<0.0025	<0.0025			
7/11/2005	<0.0025	<0.0025			
12/7/2005	<0.0025	<0.0025			
6/22/2006	<0.0025	<0.0025			
11/28/2006	<0.0025	<0.0025			
7/6/2007	<0.0025	<0.0025			
12/13/2007	<0.0025	<0.0025			
6/20/2008	<0.0025	<0.0025			
12/7/2008	<0.0025	<0.0025			
7/10/2009	<0.0025	<0.0025			
12/28/2009		<0.0025			
12/29/2009	<0.0025				
6/22/2010	<0.0025	<0.0025			
1/4/2011		<0.0025			
1/5/2011	<0.0025				
7/9/2011	<0.0025	<0.0025			
1/20/2012		<0.0025			
1/21/2012	<0.0025				
7/11/2012	<0.0025	<0.0025			
1/19/2013	<0.0025	<0.0025			
7/18/2013		<0.0025			
7/19/2013	<0.0025				
1/15/2014	<0.0025	<0.0025			
7/11/2014	<0.0025	<0.0025			
1/15/2015		<0.0025			
1/16/2015	<0.0025				
6/19/2015		<0.0025			
6/20/2015	<0.0025				
12/8/2015			0.00049 (J)	<0.0025	<0.0025
12/14/2015			0.00053 (J)	<0.0025	
12/15/2015					<0.0025
12/28/2015			0.00061 (J)	<0.0025	<0.0025
1/13/2016			0.00063 (J)		
1/14/2016	<0.0025			<0.0025	<0.0025
1/16/2016		<0.0025			
1/26/2016			0.00072 (J)	<0.0025	<0.0025
4/19/2016				<0.0025	0.00017 (J)
4/20/2016	<0.0025	<0.0025	0.000633 (J)		
6/15/2016	<0.0025	<0.0025	0.00055 (J)		
6/16/2016				8.5E-05 (J)	0.00018 (J)
8/9/2016			0.00046 (J)		
8/10/2016	<0.0025	<0.0025			<0.0025
8/11/2016				<0.0025	
9/27/2016	<0.0025	<0.0025	0.00071 (J)		
9/28/2016				<0.0025	<0.0025
11/15/2016	<0.0025	<0.0025	0.00056 (J)		<0.0025
11/16/2016				<0.0025	
1/11/2017			0.0007 (J)	<0.0025	
1/12/2017	<0.0025	<0.0025			

Time Series

Constituent: Cadmium (mg/L) Analysis Run 10/31/2022 4:42 PM View: Descriptive
Plant McIntosh Client: Southern Company Data: McIntosh LF4 CCR

	GWC-11	GWC-12	GWC-17 (bg)	GWC-18 (bg)	GWC-19
1/16/2017					<0.0025
3/1/2017	<0.0025	<0.0025	0.00063 (J)	<0.0025	<0.0025
4/20/2017		<0.0025	0.00055 (J)		
4/24/2017	<0.0025				
4/25/2017				<0.0025	<0.0025
7/19/2017			0.00072 (J)		
7/20/2017		<0.0025			
7/24/2017	<0.0025				
7/25/2017				<0.0025	<0.0025
1/11/2018	<0.0025	<0.0025	0.00062 (J)		
1/12/2018				<0.0025	<0.0025
7/11/2018			0.0004 (J)	<0.0025	<0.0025
7/12/2018	<0.0025	<0.0025			
1/29/2019			0.00062 (J)		0.0002 (J)
1/30/2019	<0.0025	<0.0025		<0.0025	
3/27/2019	<0.0025	<0.0025	0.00041	<0.0025	<0.0025
9/11/2019	<0.0025	<0.0025	0.00064 (J)	<0.0025	0.00031 (J)
4/1/2020		<0.0025	0.00048 (J)	<0.0025	<0.0025
4/2/2020	<0.0025				
9/15/2020	<0.0025		0.00046 (J)	<0.0025	
9/16/2020		<0.0025			<0.0025
3/16/2021		<0.0025	0.00057 (J)		<0.0025
3/17/2021	<0.0025			<0.0025	
8/18/2021	<0.0025	<0.0025			
8/19/2021			0.00057 (J)	<0.0025	<0.0025
2/22/2022			0.00064 (J)		
2/23/2022	<0.0025	<0.0025		<0.0025	<0.0025
8/2/2022	<0.0025		0.00057 (J)	<0.0025	
8/3/2022		<0.0025			0.00016 (J)

Time Series

Constituent: Cadmium (mg/L) Analysis Run 10/31/2022 4:42 PM View: Descriptive

Plant McIntosh Client: Southern Company Data: McIntosh LF4 CCR

	GWC-20	GWC-21	GWC-23	GWC-9
8/25/2004				<0.0025
9/11/2004				<0.0025
9/26/2004				<0.0025
10/13/2004				<0.0025
7/11/2005				<0.0025
12/7/2005				<0.0025
6/22/2006				<0.0025
11/28/2006				<0.0025
7/6/2007				<0.0025
12/13/2007				<0.0025
6/20/2008				<0.0025
12/7/2008				<0.0025
7/9/2009				<0.0025
12/29/2009				<0.0025
6/22/2010				<0.0025
1/5/2011				<0.0025
7/9/2011				<0.0025
1/21/2012				<0.0025
7/11/2012				<0.0025
1/19/2013				<0.0025
7/18/2013				<0.0025
1/15/2014				<0.0025
7/10/2014				<0.0025
1/16/2015				<0.0025
6/20/2015				<0.0025
12/9/2015	<0.0025	<0.0025		
12/14/2015	0.00031 (J)	<0.0025		
12/29/2015	0.00075 (J)	<0.0025		
1/14/2016	0.00039 (J)	<0.0025		<0.0025
1/25/2016	0.00078 (J)	<0.0025		
4/19/2016				<0.0025
4/21/2016	0.00052 (J)	<0.0025		
6/15/2016				<0.0025
6/16/2016	0.00044 (J)	0.00012 (J)	<0.0025	
8/10/2016	<0.0025	<0.0025	<0.0025	<0.0025
9/27/2016	<0.0025	0.00062 (J)		<0.0025
9/28/2016			<0.0025	
11/15/2016	<0.0025	<0.0025		<0.0025
11/16/2016			<0.0025	
1/12/2017		<0.0025		
1/13/2017	0.00036 (J)			<0.0025
1/17/2017			<0.0025	
3/1/2017	<0.0025	<0.0025		<0.0025
3/2/2017			<0.0025	
4/24/2017		<0.0025		<0.0025
4/25/2017	<0.0025		<0.0025	
7/13/2017			<0.0025	
7/24/2017				<0.0025
7/25/2017	<0.0025	<0.0025	<0.0025	
1/11/2018		<0.0025		
1/12/2018	<0.0025		<0.0025	<0.0025
7/11/2018	<0.0025	<0.0025		

Time Series

Constituent: Cadmium (mg/L) Analysis Run 10/31/2022 4:42 PM View: Descriptive
Plant McIntosh Client: Southern Company Data: McIntosh LF4 CCR

	GWC-20	GWC-21	GWC-23	GWC-9
7/12/2018			<0.0025	<0.0025
1/29/2019	0.00016 (J)			
1/30/2019		0.00014 (J)	0.00015 (J)	<0.0025
3/27/2019	<0.0025	<0.0025	<0.0025	<0.0025
9/11/2019	0.00029 (J)	0.00029 (J)	0.00018 (J)	<0.0025
4/1/2020	<0.0025	<0.0025	<0.0025	<0.0025
9/15/2020	<0.0025	<0.0025	<0.0025	
9/16/2020				<0.0025
3/16/2021	<0.0025			
3/17/2021		<0.0025	<0.0025	<0.0025
8/19/2021	<0.0025	<0.0025	<0.0025	<0.0025
2/22/2022	<0.0025			
2/23/2022		<0.0025	<0.0025	<0.0025
8/3/2022	0.00016 (J)			0.00011 (J)
8/4/2022		0.00014 (J)	<0.0025	

Time Series

Constituent: Calcium (mg/L) Analysis Run 10/31/2022 4:42 PM View: Descriptive

Plant McIntosh Client: Southern Company Data: McIntosh LF4 CCR

	GWA-13 (bg)	GWA-14 (bg)	GWA-15 (bg)	GWA-16 (bg)	GWA-2 (bg)
4/19/2016					0.485 (J)
4/20/2016	0.389 (J)	0.686		0.472 (J)	
4/21/2016			0.686		
6/14/2016	0.37 (J)	0.62			0.72
6/15/2016			0.61	0.42 (J)	
8/9/2016	0.14 (J)	0.39	0.21 (J)	0.19	0.24 (J)
9/26/2016					0.48
9/27/2016	0.33	0.52	0.4	0.39	
11/15/2016	0.28	0.5	0.35	0.39	0.54
1/10/2017					0.62
1/11/2017		0.47	0.34	0.36	
1/12/2017	0.37				
2/28/2017	0.26	0.47	0.37		0.91
3/1/2017				0.38	
4/19/2017					0.75
4/20/2017	0.27	0.5	0.43	0.41	
10/10/2017					0.54
10/11/2017	0.3	0.49	0.41	0.4	
1/10/2018	0.27				0.52
1/11/2018		0.51	0.41	0.43	
7/11/2018	0.32	0.47	0.53	0.45	0.5
1/29/2019	0.33	0.51	0.91	0.41	0.53
3/26/2019	0.3	0.42	0.58	0.37	
3/27/2019					0.37
9/10/2019	0.37 (J)	0.47 (J)		0.41 (J)	
9/11/2019			0.42 (J)		0.43 (J)
3/31/2020	0.42 (J)				
4/1/2020		0.49 (J)	2.3	0.43 (J)	0.47 (J)
9/15/2020	0.32 (J)	0.6	0.38 (J)	0.42 (J)	0.42 (J)
3/16/2021	0.4 (J)	0.51		0.48 (J)	0.4 (J)
3/17/2021			5.5		
8/17/2021		0.47 (J)		0.46 (J)	0.4 (J)
8/18/2021	0.51				
8/19/2021			0.49 (J)		
2/22/2022	0.35 (J)	0.52	0.92	0.43 (J)	0.42 (J)
8/2/2022	0.36 (J)	0.7	0.42 (J)	0.44 (J)	0.51

Time Series

Constituent: Calcium (mg/L) Analysis Run 10/31/2022 4:42 PM View: Descriptive
 Plant McIntosh Client: Southern Company Data: McIntosh LF4 CCR

	GWA-3 (bg)	GWA-4A (bg)	GWA-5 (bg)	GWC-1	GWC-10
4/19/2016	1.13				
4/20/2016		1.12	4.39	3.22	
4/21/2016					13.9
6/14/2016	1	1.1	2.4		
6/15/2016				3	
6/16/2016					18.9
8/9/2016	0.71		2		
8/10/2016				2.1	13
8/11/2016		1.9			
9/27/2016	0.77	3.4	2.9	2.3	14
11/14/2016	0.75	3.1			
11/15/2016			2.5	2.4	13
1/10/2017	0.73	1.5			
1/11/2017			2.5		
1/12/2017				2.5	14
2/28/2017	0.76	1.1	2.7		
3/1/2017				2.7	15
4/19/2017	0.69				
4/20/2017		0.98	2.8	2.6	
4/24/2017					14
10/10/2017		0.8			
10/11/2017	0.73		3.3	2.4	
10/12/2017					16
12/12/2017					23
1/10/2018	0.88	0.82	3.3		
1/11/2018				2.4	15
7/11/2018	0.81	1	3		
7/12/2018				1.8	27
1/29/2019	0.85	0.83	3.3		
1/30/2019				2.5	26
3/26/2019		0.53	2.8		
3/27/2019	0.73			2.4	22
9/10/2019		0.64	2.3		
9/11/2019	0.76			1.4	26
3/31/2020		0.8	2.9		
4/1/2020	0.72			1.9	21
9/15/2020	0.84		2.2	1.3	27
9/16/2020		0.43 (J)			
3/16/2021	0.75			1.6	18
3/17/2021		0.33 (J)	2.4		
8/17/2021	0.81				
8/18/2021				1.1	23
8/19/2021		0.3 (J)	2.4		
2/22/2022	0.72		2.3		
2/23/2022		0.35 (J)		1.4	22
8/2/2022	0.7		2.5		
8/3/2022		1.1		2.6	21

Time Series

Constituent: Calcium (mg/L) Analysis Run 10/31/2022 4:42 PM View: Descriptive

Plant McIntosh Client: Southern Company Data: McIntosh LF4 CCR

	GWC-11	GWC-12	GWC-17 (bg)	GWC-18 (bg)	GWC-19
4/19/2016				26	10.3
4/20/2016	8.94	0.69	2.48		
6/15/2016	10.6	0.69	2.2		
6/16/2016				33.2	10.4
8/9/2016			1.8		
8/10/2016	7.6	0.45			6.7
8/11/2016				18	
9/27/2016	8.7	0.61	1.9		
9/28/2016				17	6.9
11/15/2016	8.4	0.61	2.1		7.5
11/16/2016				17	
1/11/2017			2	15	
1/12/2017	8.1	0.6			
1/16/2017					8
3/1/2017	8.9	0.61	2.1	16	8.5
4/20/2017		0.65	2		
4/24/2017	8.8				
4/25/2017				17	8.2
10/11/2017	10		2.1		
10/12/2017		0.76		14	9.5
12/12/2017					9.1
12/13/2017	11			12	
1/11/2018	9.3	0.78	2.1		
1/12/2018				15	9.5
7/11/2018			2.1	12	10
7/12/2018	13	0.67			
1/29/2019			2.2		9.2
1/30/2019	11	0.68 (J)		14	
3/27/2019	13	0.62	2	11	9.2
9/11/2019	9.3	0.62	2	13	8.2
4/1/2020		0.7	2.1	11	8.7
4/2/2020	8.5				
9/15/2020	13		2	10	
9/16/2020		0.64			7.6
3/16/2021		0.62	2		7
3/17/2021	14			9.1	
8/18/2021	10	0.75			
8/19/2021			2.2	9.3	6.9
2/22/2022			2		
2/23/2022	8.1	0.64		9.1	6.3
8/2/2022	9.6		2	11	
8/3/2022		0.82			6.5

Time Series

Constituent: Calcium (mg/L) Analysis Run 10/31/2022 4:42 PM View: Descriptive
Plant McIntosh Client: Southern Company Data: McIntosh LF4 CCR

	GWC-20	GWC-21	GWC-23	GWC-9
4/19/2016				0.431 (J)
4/21/2016	2.29	2.78		
6/15/2016				0.27 (J)
6/16/2016	2.4	2.9	15.6	
8/10/2016	1.4	0.99	10	0.13 (J)
9/27/2016	1.4	1.3		0.21 (J)
9/28/2016			8.5	
11/15/2016	1.3	1.1		0.27
11/16/2016			8.4	
1/12/2017		0.93		
1/13/2017	1.3			0.41
1/17/2017			3	
3/1/2017	1.4	1		0.25
3/2/2017			3.3	
4/24/2017		1.1		0.34
4/25/2017	1.4		2.5	
7/13/2017			2.1	
10/12/2017	1.7	1.1	1.5	0.21 (J)
1/11/2018		1		
1/12/2018	1.7		1.4	0.4
7/11/2018	1.7	1.1		
7/12/2018			1.2	0.49
1/29/2019	1.8			
1/30/2019		1 (J)	1.1 (J)	0.38 (J)
3/27/2019	1.5	1.1	1.4	0.28
9/11/2019	1.5	1	1.4	0.44 (J)
4/1/2020	1.8	1.1	1.4	0.2 (J)
9/15/2020	1.5	1.1	1.3	
9/16/2020				0.45 (J)
3/16/2021	1.4			
3/17/2021		1.1	0.99	0.51
8/19/2021	1.3	1.2	1.1	0.67
2/22/2022	1.3			
2/23/2022		1.1	0.92	1
8/3/2022	1.4			2.8
8/4/2022		1.1	0.51	

Time Series

Constituent: Chloride (mg/L) Analysis Run 10/31/2022 4:42 PM View: Descriptive

Plant McIntosh Client: Southern Company Data: McIntosh LF4 CCR

	GWA-13 (bg)	GWA-14 (bg)	GWA-15 (bg)	GWA-16 (bg)	GWA-2 (bg)
4/19/2016					5.01
4/20/2016	3.49	4.55		3.92	
4/21/2016			3.99		
6/14/2016	3.4	4.3			5
6/15/2016			3.5	3.8	
8/9/2016	3.7	4.5	4	4	5.1
9/26/2016					5.1
9/27/2016	3.8	4.4	3.9	3.9	
11/15/2016	3.8	4.5	4	4	5.2
1/10/2017					4.9
1/11/2017		4.3	3.8	3.7	
1/12/2017	3.5				
2/28/2017	3.6	4	3.5		4.7
3/1/2017				3.5	
4/19/2017					4.4
4/20/2017	3.4	4	3.3	3.6	
10/10/2017					4.7
10/11/2017	3.4	4	3.5	3.5	
1/10/2018	3.4				4.6
1/11/2018		3.9	3.4	3.4	
7/11/2018	3.4	4.2	3.8	3.7	5
1/29/2019	3.6	4	3.7	3.8	5
3/26/2019	3.5	4.1	3.8	3.6	
3/27/2019					4.5
9/10/2019	3.3	4		3.7	
9/11/2019			3.7		4.8
3/31/2020	3.7				
4/1/2020		4.2	3.8	3.8	4.9
9/15/2020	3.5	4.3	3.6	3.7	4.9
3/16/2021	4	4.1		4.1	4.9
3/17/2021			4		
8/17/2021		4.3		4	5.4
8/18/2021	4.1				
8/19/2021			4.3		
2/22/2022	3.8	4	3.7	3.7	4.6
8/2/2022	3.7	4.3	3.7	3.9	4.7

Time Series

Constituent: Chloride (mg/L) Analysis Run 10/31/2022 4:42 PM View: Descriptive

Plant McIntosh Client: Southern Company Data: McIntosh LF4 CCR

	GWA-3 (bg)	GWA-4A (bg)	GWA-5 (bg)	GWC-1	GWC-10
4/19/2016	9.4				
4/20/2016		2.93	3.69	6.68	
4/21/2016					6.41
6/14/2016	8.3	2.9	3.5		
6/15/2016				7	
6/16/2016					6
8/9/2016	8.6		3.7		
8/10/2016				7	6.8
8/11/2016		3.6			
9/27/2016	6.3	3.4	3.6	6.4	6.1
11/14/2016	6.1	4.2			
11/15/2016			3.7	6.6	6.7
1/10/2017	6.1	3.6			
1/11/2017			3.5		
1/12/2017				7.3	6.5
2/28/2017	6.2	3.3	3.3		
3/1/2017				7.5	6.3
4/19/2017	5				
4/20/2017		3.5	3.3	6.8	
4/24/2017					6.1
10/10/2017		3.9			
10/11/2017	4.1		3.2	7	
10/12/2017					6
1/10/2018	4.2	3.3	3.2		
1/11/2018				7.5	5.9
7/11/2018	4.3	3.2	3.5		
7/12/2018				7	5.1
1/29/2019	4	3.4	3.6		
1/30/2019				6.8	5.6
3/26/2019		3.7	3.6		
3/27/2019	3.5			6.8	5.3
9/10/2019		3.6	3.5		
9/11/2019	3.5			6	5.4
3/31/2020		4.9	4.1		
4/1/2020	3.7			5.9	6.9
9/15/2020	3.4		18 (o)	6.1	6.2
9/16/2020		3.5			
3/16/2021	3.6			5.8	7.2
3/17/2021		4.5	4.2		
8/17/2021	3.5				
8/18/2021				5.3	6.8
8/19/2021		3.5	4.3		
2/22/2022	3.4		3.8		
2/23/2022		3.7		5.6	6.8
8/2/2022	3.5		4		
8/3/2022		3.4		5.5	6.4

Time Series

Constituent: Chloride (mg/L) Analysis Run 10/31/2022 4:42 PM View: Descriptive

Plant McIntosh Client: Southern Company Data: McIntosh LF4 CCR

	GWC-11	GWC-12	GWC-17 (bg)	GWC-18 (bg)	GWC-19
4/19/2016				5.03	6.1
4/20/2016	4.9	3.61	4.25		
6/15/2016	4.6	3.3	4.1		
6/16/2016				4.7	5.7
8/9/2016			4.5		
8/10/2016	5.1	3.8			6.2
8/11/2016				5.3	
9/27/2016	4.9	3.7	4.4		
9/28/2016				5.1	6.9
11/15/2016	5	3.9	4.5		7.8
11/16/2016				5.2	
1/11/2017			4.2	5	
1/12/2017	4.7	3.6			
1/16/2017					8.6
3/1/2017	4.4	3.4	3.9	4.6	8.3
4/20/2017		3.5	4		
4/24/2017	4.4				
4/25/2017				4.6	8.4
10/11/2017	4.5		4.1		
10/12/2017		3.5		4.6	8.7
1/11/2018	4.3	3.4	4.1		
1/12/2018				4.5	9
7/11/2018			4.4	4.9	9.1
7/12/2018	4.3	3.7			
1/29/2019			4.5		8.2
1/30/2019	4.6	3.7		4.8	
3/27/2019	4	3.3	4.1	4.3	7.5
9/11/2019	4.4	3.5	4.3	4.5	7.7
4/1/2020		3.7	4.6	4.7	7.3
4/2/2020	4.6				
9/15/2020	4.1		4.3	4.4	
9/16/2020		3.5			6.5
3/16/2021		3.8	4.9		6.5
3/17/2021	4.6			4.7	
8/18/2021	5.2	3.9			
8/19/2021			4.8	5.1	6.7
2/22/2022			4.5		
2/23/2022	4.8	4.1		5	5.8
8/2/2022	4.6		4.7	4.6	
8/3/2022		3.9			5.9

Time Series

Constituent: Chloride (mg/L) Analysis Run 10/31/2022 4:42 PM View: Descriptive

Plant McIntosh Client: Southern Company Data: McIntosh LF4 CCR

	GWC-20	GWC-21	GWC-23	GWC-9
4/19/2016				14.4
4/21/2016	11.6	6.08		
6/15/2016				12
6/16/2016	10	5.8	5.1	
8/10/2016	10	6.5	4.4	13
9/27/2016	8.9	6.4		12
9/28/2016			4	
11/15/2016	8.5	6.4		11
11/16/2016			4.1	
1/12/2017		6.3		
1/13/2017	8.3			11
1/17/2017			4.3	
3/1/2017	7.9	5.9		11
3/2/2017			4	
4/24/2017		5.9		9.3
4/25/2017	8.2		4.1	
7/13/2017			4.2	
10/12/2017	9.1	6.1	4.3	9.8
12/12/2017				10
1/11/2018		5.8		
1/12/2018	9		4.3	9
7/11/2018	9.9	6.4		
7/12/2018			4.9	9.4
9/13/2018	8.9			9.1
1/29/2019	8.8			
1/30/2019		6.7	7.4	9.1
3/27/2019	8.9	6.3	4.2	10
6/17/2019				9.4
9/11/2019	8.7	6.7	4.6	9.3
4/1/2020	8.6	6.5	4.9	9.7
9/15/2020	8.7	6.5	5	
9/16/2020				8.6
3/16/2021	8			
3/17/2021		6.7	5.5	9.5
8/19/2021	8.8	6.7	6	7.9
2/22/2022	7.7			
2/23/2022		7.3	5.2	9.9
8/3/2022	7.3			8.6
8/4/2022		6.7	5.5	

Time Series

Constituent: Chromium (mg/L) Analysis Run 10/31/2022 4:42 PM View: Descriptive

Plant McIntosh Client: Southern Company Data: McIntosh LF4 CCR

	GWA-13 (bg)	GWA-14 (bg)	GWA-15 (bg)	GWA-16 (bg)	GWA-2 (bg)
8/25/2004					<0.002
9/11/2004					<0.002
9/26/2004					<0.002
10/13/2004					<0.002
7/11/2005					<0.002
12/7/2005					<0.002
6/22/2006					0.0024
11/28/2006					0.0019
7/6/2007					0.0021
12/13/2007					0.0021
6/20/2008					0.0017
12/7/2008					0.0018
7/9/2009					0.0015
12/28/2009					0.002
6/22/2010					0.0017
1/4/2011					0.002
7/9/2011					0.0027
1/21/2012					<0.002
7/11/2012					0.0061 (O)
1/20/2013					0.002
7/19/2013					0.0021
1/15/2014					0.0029
7/11/2014					0.002
1/16/2015					0.0026
6/20/2015					0.002
12/7/2015	<0.002	<0.002	<0.002	<0.002	
12/14/2015				<0.002	
12/15/2015	<0.002	<0.002	<0.002		
12/28/2015			<0.002	<0.002	
12/29/2015	<0.002	<0.002			
1/16/2016					0.0015
1/25/2016	<0.002	<0.002	<0.002	<0.002	
4/19/2016					<0.002
4/20/2016	<0.01 (o)	<0.002		<0.002	
4/21/2016			<0.002		
6/14/2016	0.0094 (J)	0.00086 (J)			0.0017 (J)
6/15/2016			0.0008 (J)	0.00072 (J)	
8/9/2016	<0.002	<0.002	<0.002	<0.002	0.0014 (J)
9/26/2016					0.0016 (J)
9/27/2016	<0.002	<0.002	<0.002	<0.002	
11/15/2016	<0.002	<0.002	<0.002	0.0011 (J)	0.0015 (J)
1/10/2017					0.0015 (J)
1/11/2017		<0.002	<0.002	0.0012 (J)	
1/12/2017	<0.002				
2/28/2017	0.0049	0.0047	0.0051		0.0044
3/1/2017				0.0052	
4/19/2017					0.0011 (J)
4/20/2017	0.0011 (J)	<0.002	0.0012 (J)	0.0013 (J)	
7/17/2017					0.0011 (J)
7/18/2017	<0.002				
7/19/2017		<0.002	0.0013 (J)	0.0015 (J)	
1/10/2018	<0.002				0.0014 (J)

Time Series

Constituent: Chromium (mg/L) Analysis Run 10/31/2022 4:42 PM View: Descriptive
Plant McIntosh Client: Southern Company Data: McIntosh LF4 CCR

	GWA-13 (bg)	GWA-14 (bg)	GWA-15 (bg)	GWA-16 (bg)	GWA-2 (bg)
1/11/2018		<0.002	0.0011 (J)	0.0013 (J)	
7/11/2018	<0.002	<0.002	<0.002	0.0012 (J)	0.0011 (J)
1/29/2019	0.0037 (J)	<0.002	<0.002	<0.002	<0.002
3/26/2019	0.0014	<0.002	0.0016	0.0015	
3/27/2019					0.0016
9/10/2019	0.0052	0.004		0.004	
9/11/2019			0.0038		0.004
3/31/2020	0.0019 (J)				
4/1/2020		<0.002	0.0015 (J)	0.024	0.0017 (J)
9/15/2020	<0.002	<0.002	<0.002	0.0015 (J)	0.0015 (J)
3/16/2021	<0.002	<0.002		0.0017 (J)	0.0015 (J)
3/17/2021			<0.002		
8/17/2021		<0.002		0.0019 (J)	0.0016 (J)
8/18/2021	<0.002				
8/19/2021			<0.002		
2/22/2022	<0.002	<0.002	<0.002	0.0015 (J)	0.0018 (J)
8/2/2022	<0.002	<0.002	<0.002	<0.002	0.0015 (J)

Time Series

Constituent: Chromium (mg/L) Analysis Run 10/31/2022 4:42 PM View: Descriptive

Plant McIntosh Client: Southern Company Data: McIntosh LF4 CCR

	GWA-3 (bg)	GWA-4A (bg)	GWA-5 (bg)	GWC-1	GWC-10
8/25/2004	<0.002	0.0022	0.22 (O)	<0.002	<0.002
9/11/2004	0.0024	<0.002	<0.002	<0.002	0.0027
9/26/2004	<0.002	<0.002	<0.002	<0.002	<0.002
10/13/2004	<0.002	<0.002	<0.002		<0.002
7/11/2005	<0.002	<0.002	0.0023	<0.002	0.0036
12/7/2005	<0.002	<0.002	<0.002	0.0021	0.0042
6/22/2006	0.0021	<0.002	<0.002	0.002	0.0045
11/28/2006	0.0023	<0.002	<0.002	0.0024	0.0017
7/6/2007	0.0049	<0.002	<0.002	0.0034	<0.002
12/13/2007	0.0013	<0.002	<0.002	0.0029	<0.002
6/20/2008	0.0025	<0.002	<0.002	0.002	<0.002
12/7/2008	0.0034	<0.002	<0.002	0.072 (O)	<0.002
2/6/2009				0.0035	
7/9/2009	<0.002	<0.002	<0.002	0.0017	
7/10/2009					0.0021
12/28/2009	0.0021			<0.002	
12/29/2009			0.004		0.0023
12/30/2009		0.0078			
6/22/2010	0.0018	<0.002	<0.002	<0.002	0.0051
1/4/2011		0.0037	0.0027	0.0023	0.0026
1/5/2011	0.077 (O)				
7/9/2011	0.004		<0.002	0.005	
7/10/2011		<0.002			<0.002
1/20/2012	<0.002				
1/21/2012		<0.002	<0.002	<0.002	<0.002
7/11/2012	<0.002	0.0096	0.0038	0.0023	0.0018
1/19/2013	0.0013		0.002		
1/20/2013		0.0052		0.003	0.0014
7/18/2013	0.0022		0.0023		
7/19/2013		0.002		<0.002	0.0032
1/15/2014	0.0019		0.0012 (J)	0.002	
1/16/2014		0.0061			0.0058
7/10/2014		<0.002	0.0012 (J)		0.0034
7/11/2014	0.0014			0.0012 (J)	
1/15/2015	0.0011 (J)		<0.002		
1/16/2015		0.002		0.0011 (J)	0.0024
6/19/2015	0.0012 (J)		0.0037		
6/20/2015		0.0011 (J)		0.0028	0.0072
1/14/2016		0.0011 (J)	<0.002		
1/16/2016	0.0014			0.0013	0.0076
4/19/2016	<0.002				
4/20/2016		<0.002	<0.002	<0.002	
4/21/2016					0.00617 (J)
6/14/2016	0.00085 (J)	0.0013 (J)	0.0011 (J)		
6/15/2016				0.0011 (J)	
6/16/2016					0.007 (J)
8/9/2016	<0.002		<0.002		
8/10/2016				0.0015 (J)	0.0056
8/11/2016		<0.002			
9/27/2016	<0.002	<0.002	<0.002	0.0018 (J)	0.0057
11/14/2016	0.0011 (J)	<0.002			
11/15/2016			<0.002	0.0019 (J)	0.0062

Time Series

Constituent: Chromium (mg/L) Analysis Run 10/31/2022 4:42 PM View: Descriptive

Plant McIntosh Client: Southern Company Data: McIntosh LF4 CCR

	GWA-3 (bg)	GWA-4A (bg)	GWA-5 (bg)	GWC-1	GWC-10
1/10/2017	0.0012 (J)	<0.002			
1/11/2017			<0.002		
1/12/2017				0.0012 (J)	0.0061
1/19/2017			0.002 (J)		
1/23/2017				<0.002	
1/24/2017			<0.002		
2/28/2017	0.004	0.0048	0.0054		
3/1/2017				0.0049	0.01
4/19/2017	0.0011 (J)				
4/20/2017		<0.002	0.0013 (J)	<0.002	
4/24/2017					0.0053
7/18/2017	<0.002	<0.002	<0.002		
7/19/2017				0.0017 (J)	
7/24/2017					0.0055
1/10/2018	0.0012 (J)	<0.002	<0.002		
1/11/2018				<0.002	0.0055
7/11/2018	0.0011 (J)	<0.002	<0.002		
7/12/2018				<0.002	0.0017 (J)
1/29/2019	<0.002	<0.002	<0.002		
1/30/2019				<0.002	0.0071 (J)
3/26/2019		<0.002	<0.002		
3/27/2019	0.0014			<0.002	0.0035
9/10/2019		0.0031	0.0041		
9/11/2019	0.0034			0.0035	0.004
3/31/2020		<0.002	<0.002		
4/1/2020	<0.002			<0.002	0.0084
9/15/2020	<0.002		<0.002	<0.002	0.0018 (J)
9/16/2020		<0.002			
3/16/2021	0.0015 (J)			<0.002	0.0054
3/17/2021		<0.002	<0.002		
8/17/2021	0.0015 (J)				
8/18/2021				0.0018 (J)	0.0026
8/19/2021		<0.002	<0.002		
2/22/2022	<0.002		<0.002		
2/23/2022		<0.002		<0.002	0.0031
8/2/2022	<0.002		<0.002		
8/3/2022		<0.002		0.0015 (J)	0.0031

Time Series

Constituent: Chromium (mg/L) Analysis Run 10/31/2022 4:42 PM View: Descriptive

Plant McIntosh Client: Southern Company Data: McIntosh LF4 CCR

	GWC-11	GWC-12	GWC-17 (bg)	GWC-18 (bg)	GWC-19
8/25/2004	0.0033	<0.002			
9/11/2004	0.0038	<0.002			
9/26/2004	0.0031	<0.002			
10/13/2004	<0.002	<0.002			
7/11/2005	0.0039	<0.002			
12/7/2005	0.0053	<0.002			
6/22/2006	0.0069	0.002			
11/28/2006	0.0056	0.0015			
7/6/2007	0.0063	0.0021			
12/13/2007	0.0058	0.0025			
6/20/2008	0.013	0.0017			
12/7/2008	0.0048	0.0016			
7/10/2009	0.0086	0.0017			
12/28/2009		0.0018			
12/29/2009	0.0077				
6/22/2010	0.0046	0.0018			
1/4/2011		0.0039			
1/5/2011	0.0053				
7/9/2011	0.007	0.0041			
1/20/2012		<0.002			
1/21/2012	0.0073				
7/11/2012	0.01	0.0052			
1/19/2013	0.0058	0.0025			
7/18/2013		0.0035			
7/19/2013	0.005				
1/15/2014	0.0081	0.0082			
7/11/2014	0.0087	0.0048			
1/15/2015		0.0022			
1/16/2015	0.0061				
6/19/2015		0.0024			
6/20/2015	0.005				
12/8/2015			<0.002	0.0012 (J)	0.0026
12/14/2015			<0.002	0.0018	
12/15/2015					0.0017
12/28/2015			<0.002	0.0017	0.0016
1/14/2016	0.0045				
1/16/2016		0.002			
1/26/2016			<0.002	0.0013	0.0016
4/19/2016				0.00277 (J)	0.002
4/20/2016	0.00856 (J)	<0.002	<0.002		
6/15/2016	0.0061 (J)	0.0016 (J)	0.0018 (J)		
6/16/2016				0.0021 (J)	0.0016 (J)
8/9/2016			0.002 (J)		
8/10/2016	0.0052	0.0016 (J)			0.0016 (J)
8/11/2016				0.0023 (J)	
9/27/2016	0.0051	0.0019 (J)	0.0021 (J)		
9/28/2016				0.0022 (J)	<0.002
11/15/2016	0.005	0.0017 (J)	0.002 (J)		<0.002
11/16/2016				0.0019 (J)	
1/11/2017			0.0025	0.0025	
1/12/2017	0.0051	0.0017 (J)			
1/16/2017					0.0013 (J)

Time Series

Constituent: Chromium (mg/L) Analysis Run 10/31/2022 4:42 PM View: Descriptive

Plant McIntosh Client: Southern Company Data: McIntosh LF4 CCR

	GWC-11	GWC-12	GWC-17 (bg)	GWC-18 (bg)	GWC-19
3/1/2017	0.0088	0.0055	0.0067	0.0065	0.0056
4/20/2017		0.0016 (J)	0.0024 (J)		
4/24/2017	0.0049				
4/25/2017				0.0026	0.0019 (J)
7/19/2017			0.0025		
7/20/2017		0.0017 (J)			
7/24/2017	0.0049				
7/25/2017				0.0023 (J)	0.0013 (J)
1/11/2018	0.0044	0.0016 (J)	0.0026		
1/12/2018				0.002 (J)	0.0017 (J)
7/11/2018			0.0025	0.0022 (J)	0.0011 (J)
7/12/2018	0.0023 (J)	0.0015 (J)			
1/29/2019			0.0041 (J)		<0.002
1/30/2019	0.006 (J)	0.0039 (J)		0.0049 (J)	
3/27/2019	0.0031	0.0019	0.0028	0.0025	0.0014
9/11/2019	0.0071	0.0036	0.0059	0.0049	0.0043
4/1/2020		0.0019 (J)	0.0032	0.0025	0.0018 (J)
4/2/2020	0.0055				
9/15/2020	0.0028		0.0027	0.0025	
9/16/2020		0.0016 (J)			0.0015 (J)
3/16/2021		0.0019 (J)	0.0031		0.0017 (J)
3/17/2021	0.0031			0.0027	
8/18/2021	0.004	0.0037			
8/19/2021			0.0027	0.0025	0.0015 (J)
2/22/2022			0.003		
2/23/2022	0.005	0.0016 (J)		0.0025	0.0016 (J)
8/2/2022	0.0046		0.0033	0.0025	
8/3/2022		0.0019 (J)			0.0017 (J)

Time Series

Constituent: Chromium (mg/L) Analysis Run 10/31/2022 4:42 PM View: Descriptive

Plant McIntosh Client: Southern Company Data: McIntosh LF4 CCR

	GWC-20	GWC-21	GWC-23	GWC-9
8/25/2004				<0.002
9/11/2004				<0.002
9/26/2004				<0.002
10/13/2004				<0.002
7/11/2005				<0.002
12/7/2005				<0.002
6/22/2006				<0.002
11/28/2006				<0.002
7/6/2007				0.0017
12/13/2007				0.0021
6/20/2008				0.0021
12/7/2008				0.0018
7/9/2009				0.0024
12/29/2009				0.0021
6/22/2010				<0.002
1/5/2011				0.0034
7/9/2011				0.0018
1/21/2012				<0.002
7/11/2012				0.0038
1/19/2013				0.0065 (o)
7/18/2013				0.0029
1/15/2014				<0.002
7/10/2014				<0.002
1/16/2015				<0.002
6/20/2015				<0.002
12/9/2015	<0.002	<0.002		
12/14/2015	<0.002	<0.002		
12/29/2015	<0.002	<0.002		
1/14/2016				<0.002
1/25/2016	<0.002	<0.002		
4/19/2016				<0.002
4/21/2016	<0.002	<0.002		
6/15/2016				0.00021
6/16/2016	0.0008 (J)	0.00031 (J)	0.00023 (J)	
8/10/2016	<0.002	<0.002	<0.002	<0.002
9/27/2016	<0.002	0.35 (o)		<0.002
9/28/2016			<0.002	
11/15/2016	<0.002	<0.002		<0.002
11/16/2016			<0.002	
1/12/2017		<0.002		
1/13/2017	<0.002			0.0012 (J)
1/17/2017			<0.002	
3/1/2017	0.005	0.0044		0.0043
3/2/2017			0.0017 (J)	
4/24/2017		<0.002		<0.002
4/25/2017	<0.002		<0.002	
7/13/2017			<0.002	
7/24/2017				<0.002
7/25/2017	<0.002	<0.002	<0.002	
1/11/2018		<0.002		
1/12/2018	<0.002		<0.002	<0.002
7/11/2018	<0.002	<0.002		

Time Series

Constituent: Chromium (mg/L) Analysis Run 10/31/2022 4:42 PM View: Descriptive
Plant McIntosh Client: Southern Company Data: McIntosh LF4 CCR

	GWC-20	GWC-21	GWC-23	GWC-9
7/12/2018			<0.002	<0.002
1/29/2019	<0.002			
1/30/2019		<0.002	<0.002	<0.002
3/27/2019	<0.002	<0.002	<0.002	<0.002
9/11/2019	0.0034	0.0025	0.004	0.0025
4/1/2020	<0.002	<0.002	0.0022	<0.002
9/15/2020	<0.002	<0.002	0.0023	
9/16/2020				<0.002
3/16/2021	<0.002			
3/17/2021		<0.002	0.0027	<0.002
8/19/2021	0.0018 (J)	<0.002	0.0023	<0.002
2/22/2022	<0.002			
2/23/2022		<0.002	0.0028	<0.002
8/3/2022	<0.002			<0.002
8/4/2022		<0.002	0.0029	

Time Series

Constituent: Cobalt (mg/L) Analysis Run 10/31/2022 4:42 PM View: Descriptive

Plant McIntosh Client: Southern Company Data: McIntosh LF4 CCR

	GWA-13 (bg)	GWA-14 (bg)	GWA-15 (bg)	GWA-16 (bg)	GWA-2 (bg)
8/25/2004					<0.0025
9/11/2004					<0.0025
9/26/2004					<0.0025
10/13/2004					<0.0025
7/11/2005					<0.0025
12/7/2005					<0.0025
6/22/2006					<0.0025
11/28/2006					<0.0025
7/6/2007					<0.0025
12/13/2007					<0.0025
6/20/2008					<0.0025
12/7/2008					<0.0025
7/9/2009					<0.0025
12/28/2009					<0.0025
6/22/2010					<0.0025
1/4/2011					<0.0025
7/9/2011					<0.0025
1/21/2012					<0.0025
7/11/2012					0.0017
1/20/2013					<0.0025
7/19/2013					<0.0025
1/15/2014					0.0011 (J)
7/11/2014					0.0012 (J)
1/16/2015					0.00083 (J)
6/20/2015					0.0013
12/7/2015	0.0012 (J)	0.001 (J)	0.0011 (J)	0.0012 (J)	
12/14/2015				0.001 (J)	
12/15/2015	0.00099 (J)	0.00078 (J)	0.0011 (J)		
12/28/2015			0.0016	0.0012 (J)	
12/29/2015	0.0012 (J)	0.00094 (J)			
1/13/2016	0.0012 (J)	0.001 (J)	0.0016	0.001 (J)	
1/16/2016					0.0012 (J)
1/25/2016	0.00095 (J)	0.00085 (J)	0.0014	0.00089 (J)	
4/19/2016					<0.0025
4/20/2016	<0.0025	<0.0025		<0.0025	
4/21/2016			<0.0025		
6/14/2016	0.00072 (J)	0.00048 (J)			0.001 (J)
6/15/2016			0.00047 (J)	0.00063 (J)	
8/9/2016	0.00041 (J)	0.00045 (J)	<0.0025	0.00055 (J)	0.0012 (J)
9/26/2016					0.0012 (J)
9/27/2016	0.00058 (J)	0.00046 (J)	0.00045 (J)	0.00059 (J)	
11/15/2016	0.00048 (J)	<0.0025	0.00048 (J)	0.0005 (J)	0.0013 (J)
1/10/2017					0.0011 (J)
1/11/2017		<0.0025	0.00046 (J)	0.00044 (J)	
1/12/2017	0.0014 (J)				
2/28/2017	0.00075 (J)	0.00051 (J)	0.00061 (J)		0.0014 (J)
3/1/2017				0.00066 (J)	
4/19/2017					0.0012 (J)
4/20/2017	0.0005 (J)	<0.0025	0.00042 (J)	0.00045 (J)	
7/17/2017					0.0013 (J)
7/18/2017	0.00051 (J)				
7/19/2017		<0.0025	0.00041 (J)	0.00047 (J)	

Time Series

Constituent: Cobalt (mg/L) Analysis Run 10/31/2022 4:42 PM View: Descriptive
Plant McIntosh Client: Southern Company Data: McIntosh LF4 CCR

	GWA-13 (bg)	GWA-14 (bg)	GWA-15 (bg)	GWA-16 (bg)	GWA-2 (bg)
1/10/2018	0.00049 (J)				0.0013 (J)
1/11/2018		<0.0025	0.00044 (J)	0.00043 (J)	
7/11/2018	<0.0025	<0.0025	0.0004 (J)	0.00043 (J)	0.0013 (J)
1/29/2019	0.00043 (J)	0.00029 (J)	0.00037 (J)	0.00044 (J)	0.001 (J)
3/26/2019	<0.0025	<0.0025	<0.0025	<0.0025	
3/27/2019					0.0011
9/10/2019	0.00064	0.00042 (J)		0.0005	
9/11/2019			0.00044 (J)		0.0015
3/31/2020	0.00034 (J)				
4/1/2020		0.00033 (J)	0.00036 (J)	0.00036 (J)	0.0013 (J)
9/15/2020	<0.0025	<0.0025	<0.0025	<0.0025	0.00099 (J)
3/16/2021	0.0005 (J)	0.00035 (J)		0.00047 (J)	0.0013 (J)
3/17/2021			0.0004 (J)		
8/17/2021		0.00048 (J)		0.00043 (J)	0.0015 (J)
8/18/2021	0.00058 (J)				
8/19/2021			0.0004 (J)		
2/22/2022	0.00052 (J)	0.00042 (J)	0.00051 (J)	0.00048 (J)	0.0015 (J)
8/2/2022	0.00044 (J)	0.00038 (J)	0.00042 (J)	0.00049 (J)	0.0013 (J)

Time Series

Constituent: Cobalt (mg/L) Analysis Run 10/31/2022 4:42 PM View: Descriptive

Plant McIntosh Client: Southern Company Data: McIntosh LF4 CCR

	GWA-3 (bg)	GWA-4A (bg)	GWA-5 (bg)	GWC-1	GWC-10
8/25/2004	<0.0025	<0.0025	<0.0025	<0.0025	<0.0025
9/11/2004	<0.0025	<0.0025	<0.0025	<0.0025	<0.0025
9/26/2004	<0.0025	<0.0025	<0.0025	<0.0025	<0.0025
10/13/2004	<0.0025	<0.0025	<0.0025		<0.0025
7/11/2005	<0.0025	<0.0025	<0.0025	<0.0025	<0.0025
12/7/2005	<0.0025	<0.0025	<0.0025	<0.0025	<0.0025
6/22/2006	<0.0025	<0.0025	<0.0025	<0.0025	<0.0025
11/28/2006	<0.0025	<0.0025	<0.0025	<0.0025	<0.0025
7/6/2007	<0.0025	<0.0025	<0.0025	<0.0025	<0.0025
12/13/2007	<0.0025	<0.0025	<0.0025	<0.0025	<0.0025
6/20/2008	<0.0025	<0.0025	<0.0025	<0.0025	<0.0025
12/7/2008	<0.0025	<0.0025	<0.0025	<0.0025	<0.0025
7/9/2009	<0.0025	<0.0025	<0.0025	<0.0025	
7/10/2009					<0.0025
12/28/2009	<0.0025			<0.0025	
12/29/2009			0.011		<0.0025
12/30/2009		0.013			
6/22/2010	<0.0025	<0.0025	<0.0025	<0.0025	<0.0025
1/4/2011		<0.0025	<0.0025	<0.0025	<0.0025
1/5/2011	0.0066 (o)				
7/9/2011	<0.0025		<0.0025	<0.0025	
7/10/2011		<0.0025			<0.0025
1/20/2012	<0.0025				
1/21/2012		0.0061	<0.0025	<0.0025	<0.0025
7/11/2012	<0.0025	0.01	0.0072	0.0013	<0.0025
1/19/2013	<0.0025		<0.0025		
1/20/2013		0.0033		0.0013	<0.0025
7/18/2013	<0.0025		<0.0025		
7/19/2013		<0.0025		0.0015	<0.0025
1/15/2014	<0.0025		0.00075 (J)	0.0017	
1/16/2014		0.0027			<0.0025
7/10/2014		<0.0025	0.0007 (J)		<0.0025
7/11/2014	<0.0025			0.0018	
1/15/2015	<0.0025		0.0007 (J)		
1/16/2015		0.0077		0.0019	<0.0025
6/19/2015	<0.0025		0.0011 (J)		
6/20/2015		<0.0025		0.002	0.0006 (J)
1/14/2016		<0.0025	0.00064 (J)		
1/16/2016	<0.0025			0.0015	<0.0025
4/19/2016	<0.0025				
4/20/2016		<0.0025	<0.0025	<0.0025	
4/21/2016					<0.0025
6/14/2016	0.00044 (J)	0.0004 (J)	0.0006 (J)		
6/15/2016				0.0015 (J)	
6/16/2016					1E-05 (J)
8/9/2016	0.00042 (J)		0.00062 (J)		
8/10/2016				0.0016 (J)	<0.0025
8/11/2016		0.0046			
9/27/2016	0.00042 (J)	0.001 (J)	0.00059 (J)	0.0016 (J)	<0.0025
11/14/2016	<0.0025	<0.0025			
11/15/2016			0.00064 (J)	0.0015 (J)	<0.0025
1/10/2017	<0.0025	0.00044 (J)			

Time Series

Constituent: Cobalt (mg/L) Analysis Run 10/31/2022 4:42 PM View: Descriptive
 Plant McIntosh Client: Southern Company Data: McIntosh LF4 CCR

	GWA-3 (bg)	GWA-4A (bg)	GWA-5 (bg)	GWC-1	GWC-10
1/11/2017			0.00064 (J)		
1/12/2017				0.0016 (J)	<0.0025
1/19/2017			0.00046 (J)		
1/23/2017				<0.0025	
1/24/2017			0.009		
2/28/2017	0.00048 (J)	0.001 (J)	0.00078 (J)		
3/1/2017				0.0021 (J)	<0.0025
4/19/2017	<0.0025				
4/20/2017		0.00059 (J)	0.00065 (J)	0.0018 (J)	
4/24/2017					<0.0025
7/18/2017	<0.0025	0.00079 (J)	0.00069 (J)		
7/19/2017				0.0015 (J)	
7/24/2017					<0.0025
1/10/2018	<0.0025	0.0018 (J)	0.00068 (J)		
1/11/2018				0.0019 (J)	<0.0025
7/11/2018	<0.0025	0.0044	0.00071 (J)		
7/12/2018				0.0018 (J)	<0.0025
1/29/2019	0.00035 (J)	0.0033	0.00064 (J)		
1/30/2019				<0.0025	<0.0025
3/26/2019		0.0037	0.00064		
3/27/2019	<0.0025			0.0017	<0.0025
9/10/2019		0.0031	0.00074		
9/11/2019	0.00039 (J)			0.002	0.0001 (J)
3/31/2020		0.0038	0.00067 (J)		
4/1/2020	0.00024 (J)			0.0016 (J)	<0.0025
9/15/2020	<0.0025		0.0005 (J)	0.0014 (J)	<0.0025
9/16/2020		0.0014 (J)			
3/16/2021	0.00033 (J)			0.0017 (J)	<0.0025
3/17/2021		0.0014 (J)	0.00083 (J)		
8/17/2021	0.00039 (J)				
8/18/2021				0.0018 (J)	<0.0025
8/19/2021		0.0013 (J)	0.00079 (J)		
2/22/2022	0.00037 (J)		0.00076 (J)		
2/23/2022		0.0013 (J)		0.0017 (J)	<0.0025
8/2/2022	0.00031 (J)		0.00085 (J)		
8/3/2022		0.0017 (J)		0.00034 (J)	<0.0025

Time Series

Constituent: Cobalt (mg/L) Analysis Run 10/31/2022 4:42 PM View: Descriptive

Plant McIntosh Client: Southern Company Data: McIntosh LF4 CCR

	GWC-11	GWC-12	GWC-17 (bg)	GWC-18 (bg)	GWC-19
8/25/2004	<0.0025	<0.0025			
9/11/2004	<0.0025	<0.0025			
9/26/2004	<0.0025	<0.0025			
10/13/2004	<0.0025	<0.0025			
7/11/2005	<0.0025	<0.0025			
12/7/2005	<0.0025	<0.0025			
6/22/2006	<0.0025	<0.0025			
11/28/2006	<0.0025	<0.0025			
7/6/2007	<0.0025	<0.0025			
12/13/2007	<0.0025	<0.0025			
6/20/2008	<0.0025	<0.0025			
12/7/2008	<0.0025	<0.0025			
7/10/2009	<0.0025	<0.0025			
12/28/2009		<0.0025			
12/29/2009	0.0071				
6/22/2010	<0.0025	<0.0025			
1/4/2011		<0.0025			
1/5/2011	<0.0025				
7/9/2011	0.0037	0.0039			
1/20/2012		<0.0025			
1/21/2012	0.0062				
7/11/2012	0.007	0.012 (o)			
1/19/2013	<0.0025	<0.0025			
7/18/2013		<0.0025			
7/19/2013	<0.0025				
1/15/2014	0.0028	0.005			
7/11/2014	<0.0025	0.00079 (J)			
1/15/2015		0.00069 (J)			
1/16/2015	0.0048				
6/19/2015		0.0007 (J)			
6/20/2015	<0.0025				
12/8/2015			0.0018	<0.0025	0.00084 (J)
12/14/2015			0.0016	<0.0025	
12/15/2015					0.00063 (J)
12/28/2015			0.0015	<0.0025	0.00071 (J)
1/13/2016			0.0013		
1/14/2016	<0.0025			<0.0025	<0.0025
1/16/2016		0.00061 (J)			
1/26/2016			0.0012 (J)	<0.0025	<0.0025
4/19/2016				<0.0025	<0.0025
4/20/2016	<0.0025	<0.0025	<0.0025		
6/15/2016	0.00011 (J)	0.00051 (J)	0.00073 (J)		
6/16/2016				0.00017 (J)	6.7E-05 (J)
8/9/2016			0.00069 (J)		
8/10/2016	<0.0025	0.00052 (J)			<0.0025
8/11/2016				<0.0025	
9/27/2016	<0.0025	0.00077 (J)	0.00081 (J)		
9/28/2016				<0.0025	<0.0025
11/15/2016	<0.0025	0.00055 (J)	0.00071 (J)		<0.0025
11/16/2016				<0.0025	
1/11/2017			0.00062 (J)	<0.0025	
1/12/2017	<0.0025	0.0005 (J)			

Time Series

Constituent: Cobalt (mg/L) Analysis Run 10/31/2022 4:42 PM View: Descriptive
 Plant McIntosh Client: Southern Company Data: McIntosh LF4 CCR

	GWC-11	GWC-12	GWC-17 (bg)	GWC-18 (bg)	GWC-19
1/16/2017					<0.0025
3/1/2017	<0.0025	0.00079 (J)	0.00081 (J)	<0.0025	<0.0025
4/20/2017		0.00056 (J)	0.00053 (J)		
4/24/2017	<0.0025				
4/25/2017				<0.0025	<0.0025
7/19/2017			0.00051 (J)		
7/20/2017		0.00051 (J)			
7/24/2017	<0.0025				
7/25/2017				<0.0025	<0.0025
1/11/2018	<0.0025	0.0006 (J)	0.00046 (J)		
1/12/2018				<0.0025	<0.0025
7/11/2018			<0.0025	<0.0025	<0.0025
7/12/2018	<0.0025	0.00056 (J)			
1/29/2019			0.00038 (J)		<0.0025
1/30/2019	<0.0025	<0.0025		<0.0025	
3/27/2019	<0.0025	0.00051	<0.0025	<0.0025	<0.0025
9/11/2019	<0.0025	0.00067	0.00034 (J)	8.2E-05 (J)	9.9E-05 (J)
4/1/2020		0.00051 (J)	0.00023 (J)	<0.0025	<0.0025
4/2/2020	<0.0025				
9/15/2020	<0.0025		<0.0025	<0.0025	
9/16/2020		0.00023 (J)			<0.0025
3/16/2021		0.00058 (J)	0.00027 (J)		<0.0025
3/17/2021	0.00016 (J)			<0.0025	
8/18/2021	<0.0025	0.00065 (J)			
8/19/2021			0.00023 (J)	<0.0025	<0.0025
2/22/2022			<0.0025		
2/23/2022	<0.0025	0.00049 (J)		<0.0025	<0.0025
8/2/2022	<0.0025		<0.0025	<0.0025	
8/3/2022		0.00068 (J)			<0.0025

Time Series

Constituent: Cobalt (mg/L) Analysis Run 10/31/2022 4:42 PM View: Descriptive

Plant McIntosh Client: Southern Company Data: McIntosh LF4 CCR

	GWC-20	GWC-21	GWC-23	GWC-9
8/25/2004				<0.0025
9/11/2004				<0.0025
9/26/2004				<0.0025
10/13/2004				<0.0025
7/11/2005				<0.0025
12/7/2005				<0.0025
6/22/2006				<0.0025
11/28/2006				<0.0025
7/6/2007				<0.0025
12/13/2007				<0.0025
6/20/2008				<0.0025
12/7/2008				<0.0025
7/9/2009				<0.0025
12/29/2009				<0.0025
6/22/2010				<0.0025
1/5/2011				<0.0025
7/9/2011				<0.0025
1/21/2012				<0.0025
7/11/2012				0.0013
1/19/2013				0.0055
7/18/2013				<0.0025
1/15/2014				0.00052 (J)
7/10/2014				0.00055 (J)
1/16/2015				<0.0025
6/20/2015				0.00052 (J)
12/9/2015	0.0055	0.0013		
12/14/2015	0.0073	0.0014		
12/29/2015	0.0076	0.0018		
1/14/2016	0.0056	0.0018		0.00051 (J)
1/25/2016	0.0061	0.0019		
4/19/2016				<0.0025
4/21/2016	0.00468 (J)	<0.0025		
6/15/2016				0.00052 (J)
6/16/2016	0.0032 (J)	0.0021 (J)	0.0019 (J)	
8/10/2016	0.0025	0.0015 (J)	0.0051	0.0006 (J)
9/27/2016	0.0023 (J)	0.015 (o)		0.00063 (J)
9/28/2016			0.0058	
11/15/2016	0.0019 (J)	0.0017 (J)		0.00053 (J)
11/16/2016			0.0063	
1/12/2017		0.0014 (J)		
1/13/2017	0.0017 (J)			0.00052 (J)
1/17/2017			0.0057	
3/1/2017	0.0021 (J)	0.0019 (J)		0.00084 (J)
3/2/2017			0.0095	
4/24/2017		0.0015 (J)		0.00055 (J)
4/25/2017	0.0016 (J)		0.0078	
7/13/2017			0.0061	
7/24/2017				0.00058 (J)
7/25/2017	0.0016 (J)	0.0014 (J)	0.0074	
1/11/2018		0.0013 (J)		
1/12/2018	0.0014 (J)		0.0072	0.00054 (J)
7/11/2018	0.0013 (J)	0.0012 (J)		

Time Series

Constituent: Cobalt (mg/L) Analysis Run 10/31/2022 4:42 PM View: Descriptive
Plant McIntosh Client: Southern Company Data: McIntosh LF4 CCR

	GWC-20	GWC-21	GWC-23	GWC-9
7/12/2018			0.0077	0.00072 (J)
1/29/2019	0.00084 (J)			
1/30/2019		<0.0025	0.0061	<0.0025
3/27/2019	0.0012	0.001	0.006	0.00051
9/11/2019	0.0014	0.0012	0.0059	0.00083
4/1/2020	0.00094 (J)	0.00088 (J)	0.0037	0.00042 (J)
9/15/2020	0.00097 (J)	0.00088 (J)	0.0032	
9/16/2020				0.00037 (J)
3/16/2021	0.0009 (J)			
3/17/2021		0.00092 (J)	0.0035	0.00092 (J)
8/19/2021	0.00088 (J)	0.00077 (J)	0.0025	0.00063 (J)
2/22/2022	0.0009 (J)			
2/23/2022		0.00079 (J)	0.0026	0.00064 (J)
8/3/2022	0.00091 (J)			0.00034 (J)
8/4/2022		0.00083 (J)	0.0016 (J)	

Time Series

Constituent: Copper (mg/L) Analysis Run 10/31/2022 4:42 PM View: Descriptive

Plant McIntosh Client: Southern Company Data: McIntosh LF4 CCR

	GWA-13 (bg)	GWA-14 (bg)	GWA-15 (bg)	GWA-16 (bg)	GWA-2 (bg)
8/25/2004					<0.002
9/11/2004					0.003
9/26/2004					<0.002
10/13/2004					<0.002
7/11/2005					<0.002
12/7/2005					<0.002
6/22/2006					<0.002
11/28/2006					<0.002
7/6/2007					<0.002
12/13/2007					<0.002
6/20/2008					<0.002
12/7/2008					<0.002
7/9/2009					<0.002
12/28/2009					<0.002
6/22/2010					<0.002
1/4/2011					<0.002
7/9/2011					<0.002
1/21/2012					<0.002
7/11/2012					<0.002
1/20/2013					<0.002
7/19/2013					<0.002
1/15/2014					<0.002
7/11/2014					<0.002
1/16/2015					<0.002
6/20/2015					<0.002
12/7/2015	<0.002	<0.002	0.00084 (J)	0.001 (J)	
12/14/2015				<0.002	
12/15/2015	<0.002	<0.002	<0.002		
12/28/2015			<0.002	<0.002	
12/29/2015	<0.002	<0.002			
1/13/2016	<0.002	<0.002	<0.002	<0.002	
1/16/2016					<0.002
1/25/2016	<0.002	0.0014 (J)	<0.002	0.00081 (J)	
6/14/2016	<0.002	<0.002			<0.002
6/15/2016			<0.002	<0.002	
1/10/2017					<0.002
1/11/2017		<0.002	<0.002	<0.002	
1/12/2017	<0.002				
7/17/2017					<0.002
7/18/2017	<0.002				
7/19/2017		<0.002	<0.002	<0.002	
1/10/2018	<0.002				<0.002
1/11/2018		<0.002	<0.002	<0.002	
7/11/2018	<0.002	<0.002	<0.002	<0.002	<0.002
1/29/2019	<0.002	<0.002	<0.002	<0.002	<0.002
3/26/2019	<0.002	<0.002	<0.002	<0.002	
3/27/2019					<0.002
9/10/2019	0.00066 (J)	0.00076 (J)		<0.002	
9/11/2019			<0.002		<0.002
3/31/2020	<0.002				
4/1/2020		<0.002	<0.002	<0.002	<0.002
9/15/2020	<0.002	<0.002	<0.002	<0.002	<0.002

Time Series

Constituent: Copper (mg/L) Analysis Run 10/31/2022 4:42 PM View: Descriptive
Plant McIntosh Client: Southern Company Data: McIntosh LF4 CCR

	GWA-13 (bg)	GWA-14 (bg)	GWA-15 (bg)	GWA-16 (bg)	GWA-2 (bg)
3/16/2021	<0.002	<0.002		<0.002	<0.002
3/17/2021			<0.002		
8/17/2021		<0.002		<0.002	<0.002
8/18/2021	<0.002				
8/19/2021			<0.002		
2/22/2022	<0.002	<0.002	<0.002	<0.002	<0.002
8/2/2022	<0.002	<0.002	<0.002	<0.002	<0.002

Time Series

Constituent: Copper (mg/L) Analysis Run 10/31/2022 4:42 PM View: Descriptive

Plant McIntosh Client: Southern Company Data: McIntosh LF4 CCR

	GWA-3 (bg)	GWA-4A (bg)	GWA-5 (bg)	GWC-1	GWC-10
8/25/2004	<0.002	0.0023	<0.002	<0.002	<0.002
9/11/2004	<0.002	<0.002	<0.002	<0.002	<0.002
9/26/2004	0.0029	<0.002	<0.002	<0.002	<0.002
10/13/2004	<0.002	<0.002	<0.002		<0.002
7/11/2005	<0.002	<0.002	<0.002	<0.002	<0.002
12/7/2005	<0.002	<0.002	<0.002	<0.002	<0.002
6/22/2006	0.0026	<0.002	<0.002	<0.002	<0.002
11/28/2006	<0.002	<0.002	<0.002	<0.002	<0.002
7/6/2007	0.0034	<0.002	<0.002	<0.002	<0.002
12/13/2007	<0.002	<0.002	<0.002	<0.002	<0.002
6/20/2008	<0.002	<0.002	<0.002	<0.002	<0.002
12/7/2008	<0.002	<0.002	<0.002	<0.002	<0.002
7/9/2009	<0.002	<0.002	<0.002	<0.002	
7/10/2009					<0.002
12/28/2009	<0.002			<0.002	
12/29/2009			<0.002		<0.002
12/30/2009		<0.002			
6/22/2010	<0.002	<0.002	<0.002	<0.002	<0.002
1/4/2011		<0.002	<0.002	<0.002	<0.002
1/5/2011	0.014 (o)				
7/9/2011	<0.002		<0.002	<0.002	
7/10/2011		<0.002			<0.002
1/20/2012	<0.002				
1/21/2012		<0.002	<0.002	<0.002	<0.002
7/11/2012	<0.002	<0.002	<0.002	<0.002	<0.002
1/19/2013	<0.002		<0.002		
1/20/2013		<0.002		<0.002	<0.002
7/18/2013	<0.002		<0.002		
7/19/2013		<0.002		<0.002	<0.002
1/15/2014	<0.002		<0.002	<0.002	
1/16/2014		<0.002			<0.002
7/10/2014		<0.002	<0.002		<0.002
7/11/2014	<0.002			<0.002	
1/15/2015	<0.002		<0.002		
1/16/2015		<0.002		<0.002	<0.002
6/19/2015	<0.002		<0.002		
6/20/2015		<0.002		<0.002	<0.002
1/14/2016		<0.002	0.00084 (J)		
1/16/2016	<0.002			<0.002	<0.002
6/14/2016	<0.002	<0.002	0.0021 (J)		
6/15/2016				<0.002	
6/16/2016					<0.002
1/10/2017	<0.002	<0.002			
1/11/2017			<0.002		
1/12/2017				<0.002	<0.002
7/18/2017	<0.002	<0.002	<0.002		
7/19/2017				<0.002	
7/24/2017					<0.002
1/10/2018	<0.002	<0.002	<0.002		
1/11/2018				<0.002	<0.002
7/11/2018	<0.002	<0.002	<0.002		
7/12/2018				<0.002	<0.002

Time Series

Constituent: Copper (mg/L) Analysis Run 10/31/2022 4:42 PM View: Descriptive
Plant McIntosh Client: Southern Company Data: McIntosh LF4 CCR

	GWA-3 (bg)	GWA-4A (bg)	GWA-5 (bg)	GWC-1	GWC-10
1/29/2019	<0.002	<0.002	<0.002		
1/30/2019				<0.002	<0.002
3/26/2019		0.0021	<0.002		
3/27/2019	<0.002			<0.002	<0.002
9/10/2019		0.0016 (J)	<0.002		
9/11/2019	0.00092 (J)			0.001 (J)	<0.002
3/31/2020		0.0051	<0.002		
4/1/2020	<0.002			<0.002	<0.002
9/15/2020	0.00095 (J)		<0.002	<0.002	<0.002
9/16/2020		0.00079 (J)			
3/16/2021	<0.002			<0.002	<0.002
3/17/2021		0.0012 (J)	<0.002		
8/17/2021	<0.002				
8/18/2021				<0.002	<0.002
8/19/2021		0.00087 (J)	<0.002		
2/22/2022	<0.002		<0.002		
2/23/2022		0.0012 (J)		<0.002	<0.002
8/2/2022	<0.002		<0.002		
8/3/2022		<0.002		<0.002	<0.002

Time Series

Constituent: Copper (mg/L) Analysis Run 10/31/2022 4:42 PM View: Descriptive

Plant McIntosh Client: Southern Company Data: McIntosh LF4 CCR

	GWC-11	GWC-12	GWC-17 (bg)	GWC-18 (bg)	GWC-19
8/25/2004	<0.002	<0.002			
9/11/2004	<0.002	<0.002			
9/26/2004	<0.002	<0.002			
10/13/2004	<0.002	<0.002			
7/11/2005	<0.002	<0.002			
12/7/2005	<0.002	<0.002			
6/22/2006	<0.002	<0.002			
11/28/2006	0.0027	<0.002			
7/6/2007	<0.002	<0.002			
12/13/2007	<0.002	<0.002			
6/20/2008	<0.002	<0.002			
12/7/2008	<0.002	<0.002			
7/10/2009	<0.002	<0.002			
12/28/2009		<0.002			
12/29/2009	<0.002				
6/22/2010	<0.002	<0.002			
1/4/2011		<0.002			
1/5/2011	<0.002				
7/9/2011	<0.002	<0.002			
1/20/2012		<0.002			
1/21/2012	<0.002				
7/11/2012	<0.002	<0.002			
1/19/2013	<0.002	<0.002			
7/18/2013		<0.002			
7/19/2013	<0.002				
1/15/2014	<0.002	<0.002			
7/11/2014	0.0014 (J)	<0.002			
1/15/2015		<0.002			
1/16/2015	<0.002				
6/19/2015		<0.002			
6/20/2015	<0.002				
12/8/2015			0.0021 (J)	<0.002	<0.002
12/14/2015			0.0018 (J)	0.00096 (J)	
12/15/2015					<0.002
12/28/2015			<0.002	<0.002	<0.002
1/13/2016			<0.002		
1/14/2016	<0.002			<0.002	<0.002
1/16/2016		<0.002			
1/26/2016			<0.002	<0.002	<0.002
6/15/2016	<0.002	<0.002	<0.002		
6/16/2016				0.00068 (J)	0.00024 (J)
1/11/2017			<0.002	<0.002	
1/12/2017	<0.002	<0.002			
1/16/2017					<0.002
7/19/2017			<0.002		
7/20/2017		<0.002			
7/24/2017	<0.002				
7/25/2017				<0.002	<0.002
1/11/2018	<0.002	<0.002	<0.002		
1/12/2018				<0.002	<0.002
7/11/2018			<0.002	<0.002	<0.002
7/12/2018	<0.002	<0.002			

Time Series

Constituent: Copper (mg/L) Analysis Run 10/31/2022 4:42 PM View: Descriptive
Plant McIntosh Client: Southern Company Data: McIntosh LF4 CCR

	GWC-11	GWC-12	GWC-17 (bg)	GWC-18 (bg)	GWC-19
1/29/2019			<0.002		<0.002
1/30/2019	<0.002	<0.002		0.0021 (J)	
3/27/2019	<0.002	<0.002	<0.002	<0.002	<0.002
9/11/2019	<0.002	0.00069 (J)	0.0012 (J)	0.0011 (J)	0.00085 (J)
4/1/2020		<0.002	<0.002	<0.002	<0.002
4/2/2020	0.0013 (J)				
9/15/2020	<0.002		<0.002	<0.002	
9/16/2020		<0.002			<0.002
3/16/2021		<0.002	<0.002		<0.002
3/17/2021	0.0019 (J)			0.001 (J)	
8/18/2021	<0.002	0.00096 (J)			
8/19/2021			<0.002	0.00089 (J)	<0.002
2/22/2022			<0.002		
2/23/2022	<0.002	<0.002		<0.002	<0.002
8/2/2022	<0.002		<0.002	<0.002	
8/3/2022		<0.002			<0.002

Time Series

Constituent: Copper (mg/L) Analysis Run 10/31/2022 4:42 PM View: Descriptive

Plant McIntosh Client: Southern Company Data: McIntosh LF4 CCR

	GWC-20	GWC-21	GWC-23	GWC-9
8/25/2004				<0.002
9/11/2004				<0.002
9/26/2004				0.0021
10/13/2004				<0.002
7/11/2005				<0.002
12/7/2005				<0.002
6/22/2006				<0.002
11/28/2006				<0.002
7/6/2007				<0.002
12/13/2007				<0.002
6/20/2008				<0.002
12/7/2008				<0.002
7/9/2009				<0.002
12/29/2009				<0.002
6/22/2010				<0.002
1/5/2011				<0.002
7/9/2011				<0.002
1/21/2012				<0.002
7/11/2012				<0.002
1/19/2013				<0.002
7/18/2013				<0.002
1/15/2014				<0.002
7/10/2014				<0.002
1/16/2015				<0.002
6/20/2015				<0.002
12/9/2015	<0.002	<0.002		
12/14/2015	<0.002	<0.002		
12/29/2015	<0.002	0.00082 (J)		
1/14/2016	<0.002	0.0064 (o)		<0.002
1/25/2016	<0.002	<0.002		
6/15/2016				<0.002
6/16/2016	0.00032 (J)	0.00042 (J)	0.0011 (J)	
1/12/2017		<0.002		
1/13/2017	<0.002			<0.002
1/17/2017			<0.002	
7/24/2017				<0.002
7/25/2017	<0.002	<0.002	<0.002	
1/11/2018		<0.002		
1/12/2018	<0.002		<0.002	<0.002
7/11/2018	<0.002	<0.002		
7/12/2018			<0.002	<0.002
1/29/2019	<0.002			
1/30/2019		<0.002	<0.002	0.002 (J)
3/27/2019	<0.002	<0.002	<0.002	<0.002
9/11/2019	0.0012 (J)	0.00066 (J)	0.00092 (J)	0.00092 (J)
4/1/2020	<0.002	<0.002	<0.002	<0.002
9/15/2020	<0.002	<0.002	<0.002	
9/16/2020				<0.002
3/16/2021	<0.002			
3/17/2021		<0.002	<0.002	<0.002
8/19/2021	<0.002	<0.002	0.0013 (J)	<0.002
2/22/2022	<0.002			

Time Series

Constituent: Copper (mg/L) Analysis Run 10/31/2022 4:42 PM View: Descriptive
Plant McIntosh Client: Southern Company Data: McIntosh LF4 CCR

	GWC-20	GWC-21	GWC-23	GWC-9
2/23/2022		<0.002	<0.002	<0.002
8/3/2022	<0.002			<0.002
8/4/2022		<0.002	<0.002	

Time Series

Constituent: Fluoride (mg/L) Analysis Run 10/31/2022 4:42 PM View: Descriptive

Plant McIntosh Client: Southern Company Data: McIntosh LF4 CCR

	GWA-13 (bg)	GWA-14 (bg)	GWA-15 (bg)	GWA-16 (bg)	GWA-2 (bg)
4/19/2016					0.03 (J)
4/20/2016	0.018 (J)	0.021 (J)		0.022 (J)	
4/21/2016			0.019 (J)		
6/14/2016	<0.1	<0.1			0.02 (J)
6/15/2016			<0.1	<0.1	
8/9/2016	<0.1	<0.1	<0.1	<0.1	<0.1
9/26/2016					<0.1
9/27/2016	<0.1	<0.1	<0.1	<0.1	
11/15/2016	<0.1	<0.1	<0.1	<0.1	<0.1
1/10/2017					<0.1
1/11/2017		<0.1	<0.1	<0.1	
1/12/2017	<0.1				
2/28/2017	<0.1	<0.1	<0.1		<0.1
3/1/2017				<0.1	
4/19/2017					<0.1
4/20/2017	<0.1	<0.1	<0.1	<0.1	
10/10/2017					<0.1
10/11/2017	<0.1	<0.1	<0.1	<0.1	
1/10/2018	<0.1				<0.1
1/11/2018		<0.1	<0.1	<0.1	
7/11/2018	<0.1	<0.1	<0.1	<0.1	<0.1
1/29/2019	<0.1	<0.1	<0.1	<0.1	<0.1
3/26/2019	<0.1	<0.1	<0.1	<0.1	
3/27/2019					<0.1
9/10/2019	0.034 (J)	0.032 (J)		0.035 (J)	
9/11/2019			0.032 (J)		0.037 (J)
3/31/2020	0.046 (J)				
4/1/2020		0.048 (J)	0.05 (J)	<0.1	<0.1
9/15/2020	<0.1	<0.1	<0.1	<0.1	0.029 (J)
3/16/2021	<0.1	<0.1		<0.1	0.033 (J)
3/17/2021			<0.1		
8/17/2021		0.045 (J)		0.072 (J)	0.073 (J)
8/18/2021	<0.1				
8/19/2021			0.035 (J)		
2/22/2022	<0.1	<0.1	<0.1	<0.1	<0.1
8/2/2022	<0.1	<0.1	<0.1	<0.1	<0.1

Time Series

Constituent: Fluoride (mg/L) Analysis Run 10/31/2022 4:42 PM View: Descriptive

Plant McIntosh Client: Southern Company Data: McIntosh LF4 CCR

	GWA-3 (bg)	GWA-4A (bg)	GWA-5 (bg)	GWC-1	GWC-10
4/19/2016	0.022 (J)				
4/20/2016		0.028 (J)	0.032 (J)	0.04 (J)	
4/21/2016					0.217 (J)
6/14/2016	<0.1	<0.1	<0.1		
6/15/2016				<0.1	
6/16/2016					0.13 (J)
8/9/2016	<0.1		<0.1		
8/10/2016				<0.1	0.21
8/11/2016		<0.1			
9/27/2016	<0.1	<0.1	<0.1	<0.1	0.17 (J)
11/14/2016	<0.1	<0.1			
11/15/2016			<0.1	<0.1	0.22
1/10/2017	<0.1	<0.1			
1/11/2017			<0.1		
1/12/2017				<0.1	0.12 (J)
2/28/2017	<0.1	<0.1	<0.1		
3/1/2017				<0.1	<0.1
4/19/2017	<0.1				
4/20/2017		<0.1	<0.1	<0.1	
4/24/2017					0.18 (J)
10/10/2017		<0.1			
10/11/2017	<0.1		<0.1	<0.1	
10/12/2017					0.18 (J)
1/10/2018	<0.1	<0.1	<0.1		
1/11/2018				<0.1	0.15 (J)
7/11/2018	<0.1	<0.1	<0.1		
7/12/2018				<0.1	0.13 (J)
1/29/2019	<0.1	<0.1	<0.1		
1/30/2019				<0.1	0.23 (J)
3/26/2019		<0.1	0.028		
3/27/2019	<0.1			0.029	0.12
9/10/2019		0.044 (J)	0.037 (J)		
9/11/2019	0.033 (J)			0.036 (J)	0.1
3/31/2020		0.043 (J)	0.061 (J)		
4/1/2020	<0.1			<0.1	0.26
9/15/2020	<0.1		<0.1	<0.1	0.11
9/16/2020		<0.1			
3/16/2021	<0.1			<0.1	0.18
3/17/2021		<0.1	0.026 (J)		
8/17/2021	0.043 (J)				
8/18/2021				<0.1	0.081 (J)
8/19/2021		<0.1	0.035 (J)		
2/22/2022	<0.1		<0.1		
2/23/2022		<0.1		<0.1	0.13
8/2/2022	<0.1		<0.1		
8/3/2022		<0.1		<0.1	0.098 (J)

Time Series

Constituent: Fluoride (mg/L) Analysis Run 10/31/2022 4:42 PM View: Descriptive

Plant McIntosh Client: Southern Company Data: McIntosh LF4 CCR

	GWC-11	GWC-12	GWC-17 (bg)	GWC-18 (bg)	GWC-19
4/19/2016				0.706	0.122 (J)
4/20/2016	0.383	0.026 (J)	0.147 (J)		
6/15/2016	0.28 (J)	<0.1	0.1 (J)		
6/16/2016				0.56	0.08 (J)
8/9/2016			0.16 (J)		
8/10/2016	0.42	<0.1			0.14 (J)
8/11/2016				0.74	
9/27/2016	0.39	<0.1	0.14 (J)		
9/28/2016				0.7	0.11 (J)
11/15/2016	0.43	<0.1	0.16 (J)		0.13 (J)
11/16/2016				0.71	
1/11/2017			0.16 (J)	0.51	
1/12/2017	0.41	<0.1			
1/16/2017					0.11 (J)
3/1/2017	<0.1	<0.1	<0.1	0.61	<0.1
4/20/2017		<0.1	0.12 (J)		
4/24/2017	0.37				
4/25/2017				0.65	0.087 (J)
10/11/2017	0.39		0.11 (J)		
10/12/2017		<0.1		0.6	0.087 (J)
12/13/2017	0.48			0.61	
1/11/2018	0.31	<0.1	0.12 (J)		
1/12/2018				0.55	0.083 (J)
7/11/2018			0.13 (J)	0.59	0.091 (J)
7/12/2018	0.25	<0.1			
1/29/2019			0.13 (J)		0.074 (J)
1/30/2019	0.35	<0.1		0.65	
3/27/2019	0.24	<0.1	0.1	0.49	0.072
9/11/2019	0.26	0.036 (J)	0.099 (J)	0.47	0.08 (J)
4/1/2020		<0.1	0.15	0.59	0.11
4/2/2020	0.26				
9/15/2020	0.21		0.099 (J)	0.49	
9/16/2020		<0.1			0.076 (J)
3/16/2021		<0.1	0.13		0.092 (J)
3/17/2021	0.28			0.54	
8/18/2021	0.35	<0.1			
8/19/2021			0.15	0.62	0.11
2/22/2022			0.062 (J)		
2/23/2022	0.36	0.043 (J)		0.66	0.11
8/2/2022	0.28		0.12	0.54	
8/3/2022		<0.1			0.096 (J)

Time Series

Constituent: Fluoride (mg/L) Analysis Run 10/31/2022 4:42 PM View: Descriptive

Plant McIntosh Client: Southern Company Data: McIntosh LF4 CCR

	GWC-20	GWC-21	GWC-23	GWC-9
4/19/2016				0.02 (J)
4/21/2016	0.06 (J)	0.022 (J)		
6/15/2016				<0.1
6/16/2016	<0.1	<0.1	0.04 (J)	
8/10/2016	<0.1	<0.1	<0.1	<0.1
9/27/2016	<0.1	<0.1		<0.1
9/28/2016			0.097 (J)	
11/15/2016	<0.1	<0.1		<0.1
11/16/2016			0.092 (J)	
1/12/2017		<0.1		
1/13/2017	0.083 (J)			<0.1
1/17/2017			<0.1	
3/1/2017	<0.1	<0.1		<0.1
3/2/2017			<0.1	
4/24/2017		<0.1		<0.1
4/25/2017	<0.1		<0.1	
7/13/2017			<0.1	
10/12/2017	<0.1	<0.1	<0.1	<0.1
1/11/2018		<0.1		
1/12/2018	<0.1		<0.1	<0.1
7/11/2018	<0.1	<0.1		
7/12/2018			<0.1	<0.1
1/29/2019	0.031 (J)			
1/30/2019		<0.1	<0.1	<0.1
3/27/2019	0.034	<0.1	0.027	<0.1
9/11/2019	0.045 (J)	0.032 (J)	0.041 (J)	0.034 (J)
4/1/2020	0.082 (J)	0.04 (J)	0.05 (J)	0.051 (J)
9/15/2020	0.032 (J)	<0.1	0.028 (J)	
9/16/2020				<0.1
3/16/2021	0.04 (J)			
3/17/2021		<0.1	<0.1	0.035 (J)
8/19/2021	0.044 (J)	<0.1	<0.1	0.064 (J)
2/22/2022	0.033 (J)			
2/23/2022		0.037 (J)	0.03 (J)	0.049 (J)
8/3/2022	0.052 (J)			0.059 (J)
8/4/2022		<0.1	<0.1	

Time Series

Constituent: Lead (mg/L) Analysis Run 10/31/2022 4:42 PM View: Descriptive

Plant McIntosh Client: Southern Company Data: McIntosh LF4 CCR

	GWA-13 (bg)	GWA-14 (bg)	GWA-15 (bg)	GWA-16 (bg)	GWA-2 (bg)
8/25/2004					<0.001
9/11/2004					<0.001
9/26/2004					<0.001
10/13/2004					<0.001
7/11/2005					<0.001
12/7/2005					<0.001
6/22/2006					<0.001
11/28/2006					<0.001
7/6/2007					<0.001
12/13/2007					<0.001
6/20/2008					<0.001
12/7/2008					<0.001
7/9/2009					<0.001
12/28/2009					<0.001
6/22/2010					<0.001
1/4/2011					<0.001
7/9/2011					<0.001
1/21/2012					<0.001
7/11/2012					<0.001
1/20/2013					<0.001
7/19/2013					<0.001
1/15/2014					<0.001
7/11/2014					<0.001
1/16/2015					<0.001
6/20/2015					<0.001
12/7/2015	<0.001	<0.001	<0.001	<0.001	
12/14/2015				<0.001	
12/15/2015	<0.001	<0.001	<0.001		
12/28/2015			<0.001	<0.001	
12/29/2015	<0.001	<0.001			
1/13/2016	<0.001	<0.001	<0.001	<0.001	
1/16/2016					<0.001
1/25/2016	<0.001	<0.001	<0.001	<0.001	
4/19/2016					<0.001
4/20/2016	<0.001	<0.001		<0.001	
4/21/2016			<0.001		
6/14/2016	<0.001	<0.001			<0.001
6/15/2016			<0.001	<0.001	
8/9/2016	<0.001	<0.001	<0.001	<0.001	<0.001
9/26/2016					<0.001
9/27/2016	<0.001	<0.001	<0.001	<0.001	
11/15/2016	<0.001	<0.001	<0.001	<0.001	<0.001
1/10/2017					<0.001
1/11/2017		<0.001	<0.001	<0.001	
1/12/2017	<0.001				
2/28/2017	<0.001	<0.001	<0.001		<0.001
3/1/2017				<0.001	
4/19/2017					<0.001
4/20/2017	<0.001	<0.001	<0.001	<0.001	
7/17/2017					<0.001
7/18/2017	<0.001				
7/19/2017		<0.001	<0.001	<0.001	

Time Series

Constituent: Lead (mg/L) Analysis Run 10/31/2022 4:42 PM View: Descriptive
Plant McIntosh Client: Southern Company Data: McIntosh LF4 CCR

	GWA-13 (bg)	GWA-14 (bg)	GWA-15 (bg)	GWA-16 (bg)	GWA-2 (bg)
1/10/2018	<0.001				<0.001
1/11/2018		<0.001	<0.001	<0.001	
7/11/2018	<0.001	<0.001	<0.001	<0.001	<0.001
1/29/2019	<0.001	<0.001	<0.001	<0.001	<0.001
3/26/2019	<0.001	<0.001	<0.001	<0.001	
3/27/2019					<0.001
9/10/2019	0.00058 (J)	0.00013 (J)		0.00013 (J)	
9/11/2019			<0.001		<0.001
3/31/2020	<0.001				
4/1/2020		<0.001	<0.001	<0.001	<0.001
9/15/2020	<0.001	<0.001	<0.001	0.00024 (J)	<0.001
3/16/2021	<0.001	<0.001		<0.001	<0.001
3/17/2021			<0.001		
8/17/2021		0.00021 (J)		<0.001	0.00081 (J)
8/18/2021	<0.001				
8/19/2021			<0.001		
2/22/2022	<0.001	<0.001	<0.001	<0.001	0.0054
8/2/2022	<0.001	<0.001	<0.001	<0.001	0.00043 (J)

Time Series

Constituent: Lead (mg/L) Analysis Run 10/31/2022 4:42 PM View: Descriptive

Plant McIntosh Client: Southern Company Data: McIntosh LF4 CCR

	GWA-3 (bg)	GWA-4A (bg)	GWA-5 (bg)	GWC-1	GWC-10
8/25/2004	<0.001	<0.001	<0.001	<0.001	<0.001
9/11/2004	<0.001	<0.001	<0.001	<0.001	<0.001
9/26/2004	<0.001	<0.001	<0.001	<0.001	<0.001
10/13/2004	<0.001	<0.001	<0.001		<0.001
7/11/2005	<0.001	<0.001	<0.001	<0.001	<0.001
12/7/2005	<0.001	<0.001	<0.001	<0.001	<0.001
6/22/2006	<0.001	<0.001	<0.001	<0.001	<0.001
11/28/2006	<0.001	<0.001	<0.001	<0.001	<0.001
7/6/2007	<0.001	<0.001	<0.001	<0.001	<0.001
12/13/2007	<0.001	<0.001	<0.001	<0.001	<0.001
6/20/2008	<0.001	<0.001	<0.001	<0.001	<0.001
12/7/2008	<0.001	<0.001	<0.001	<0.001	<0.001
7/9/2009	<0.001	<0.001	<0.001	<0.001	
7/10/2009					<0.001
12/28/2009	<0.001			<0.001	
12/29/2009			<0.001		<0.001
12/30/2009		<0.001			
6/22/2010	<0.001	<0.001	<0.001	<0.001	<0.001
1/4/2011		<0.001	<0.001	<0.001	<0.001
1/5/2011	0.014 (o)				
7/9/2011	<0.001		<0.001	<0.001	
7/10/2011		<0.001			<0.001
1/20/2012	<0.001				
1/21/2012		<0.001	<0.001	<0.001	<0.001
7/11/2012	<0.001	<0.001	<0.001	<0.001	<0.001
1/19/2013	<0.001		<0.001		
1/20/2013		<0.001		<0.001	<0.001
7/18/2013	<0.001		<0.001		
7/19/2013		<0.001		<0.001	<0.001
1/15/2014	<0.001		<0.001	<0.001	
1/16/2014		<0.001			<0.001
7/10/2014		<0.001	<0.001		<0.001
7/11/2014	<0.001			<0.001	
1/15/2015	<0.001		<0.001		
1/16/2015		<0.001		<0.001	<0.001
6/19/2015	<0.001		<0.001		
6/20/2015		<0.001		<0.001	<0.001
1/14/2016		<0.001	<0.001		
1/16/2016	<0.001			<0.001	<0.001
4/19/2016	<0.001				
4/20/2016		<0.001	<0.001	<0.001	
4/21/2016					<0.001
6/14/2016	<0.001	<0.001	0.00019 (J)		
6/15/2016				<0.001	
6/16/2016					<0.001
8/9/2016	<0.001		<0.001		
8/10/2016				<0.001	<0.001
8/11/2016		<0.001			
9/27/2016	<0.001	<0.001	<0.001	<0.001	<0.001
11/14/2016	<0.001	<0.001			
11/15/2016			<0.001	<0.001	<0.001
1/10/2017	<0.001	<0.001			

Time Series

Constituent: Lead (mg/L) Analysis Run 10/31/2022 4:42 PM View: Descriptive
 Plant McIntosh Client: Southern Company Data: McIntosh LF4 CCR

	GWA-3 (bg)	GWA-4A (bg)	GWA-5 (bg)	GWC-1	GWC-10
1/11/2017			<0.001		
1/12/2017				<0.001	<0.001
1/19/2017			0.001 (J)		
1/23/2017				<0.001	
1/24/2017			<0.001		
2/28/2017	<0.001	<0.001	<0.001		
3/1/2017				<0.001	<0.001
4/19/2017	<0.001				
4/20/2017		<0.001	0.00041 (J)	<0.001	
4/24/2017					<0.001
7/18/2017	<0.001	<0.001	<0.001		
7/19/2017				<0.001	
7/24/2017					<0.001
1/10/2018	<0.001	<0.001	<0.001		
1/11/2018				<0.001	<0.001
7/11/2018	<0.001	<0.001	<0.001		
7/12/2018				<0.001	<0.001
1/29/2019	<0.001	<0.001	<0.001		
1/30/2019				<0.001	<0.001
3/26/2019		<0.001	<0.001		
3/27/2019	<0.001			<0.001	<0.001
9/10/2019		0.00051 (J)	0.00074 (J)		
9/11/2019	<0.001			<0.001	<0.001
3/31/2020		0.00024 (J)	<0.001		
4/1/2020	<0.001			<0.001	<0.001
9/15/2020	<0.001		<0.001	<0.001	<0.001
9/16/2020		<0.001			
3/16/2021	<0.001			<0.001	<0.001
3/17/2021		<0.001	<0.001		
8/17/2021	<0.001				
8/18/2021				<0.001	<0.001
8/19/2021		<0.001	<0.001		
2/22/2022	<0.001		<0.001		
2/23/2022		0.00019 (J)		<0.001	<0.001
8/2/2022	0.015		<0.001		
8/3/2022		0.0037		<0.001	<0.001

Time Series

Constituent: Lead (mg/L) Analysis Run 10/31/2022 4:42 PM View: Descriptive

Plant McIntosh Client: Southern Company Data: McIntosh LF4 CCR

	GWC-11	GWC-12	GWC-17 (bg)	GWC-18 (bg)	GWC-19
8/25/2004	<0.001	<0.001			
9/11/2004	<0.001	<0.001			
9/26/2004	<0.001	<0.001			
10/13/2004	<0.001	<0.001			
7/11/2005	<0.001	<0.001			
12/7/2005	<0.001	<0.001			
6/22/2006	<0.001	<0.001			
11/28/2006	<0.001	<0.001			
7/6/2007	<0.001	<0.001			
12/13/2007	<0.001	<0.001			
6/20/2008	<0.001	<0.001			
12/7/2008	<0.001	<0.001			
7/10/2009	<0.001	<0.001			
12/28/2009		<0.001			
12/29/2009	<0.001				
6/22/2010	<0.001	<0.001			
1/4/2011		<0.001			
1/5/2011	<0.001				
7/9/2011	<0.001	<0.001			
1/20/2012		<0.001			
1/21/2012	<0.001				
7/11/2012	<0.001	<0.001			
1/19/2013	<0.001	<0.001			
7/18/2013		<0.001			
7/19/2013	<0.001				
1/15/2014	<0.001	<0.001			
7/11/2014	<0.001	<0.001			
1/15/2015		<0.001			
1/16/2015	<0.001				
6/19/2015		<0.001			
6/20/2015	<0.001				
12/8/2015			<0.001	<0.001	<0.001
12/14/2015			<0.001	<0.001	
12/15/2015					<0.001
12/28/2015			<0.001	<0.001	<0.001
1/13/2016			<0.001		
1/14/2016	<0.001			<0.001	<0.001
1/16/2016		<0.001			
1/26/2016			<0.001	<0.001	<0.001
4/19/2016				<0.001	<0.001
4/20/2016	<0.001	<0.001	<0.001		
6/15/2016	0.0002 (J)	<0.001	<0.001		
6/16/2016				0.00015 (J)	<0.001
8/9/2016			<0.001		
8/10/2016	<0.001	<0.001			<0.001
8/11/2016				<0.001	
9/27/2016	<0.001	<0.001	<0.001		
9/28/2016				<0.001	<0.001
11/15/2016	<0.001	<0.001	<0.001		<0.001
11/16/2016				<0.001	
1/11/2017			<0.001	<0.001	
1/12/2017	<0.001	<0.001			

Time Series

Constituent: Lead (mg/L) Analysis Run 10/31/2022 4:42 PM View: Descriptive

Plant McIntosh Client: Southern Company Data: McIntosh LF4 CCR

	GWC-11	GWC-12	GWC-17 (bg)	GWC-18 (bg)	GWC-19
1/16/2017					<0.001
3/1/2017	<0.001	<0.001	<0.001	<0.001	<0.001
4/20/2017		<0.001	<0.001		
4/24/2017	0.00037 (J)				
4/25/2017				<0.001	<0.001
7/19/2017			<0.001		
7/20/2017		<0.001			
7/24/2017	<0.001				
7/25/2017				<0.001	<0.001
1/11/2018	<0.001	<0.001	<0.001		
1/12/2018				<0.001	<0.001
7/11/2018			<0.001	<0.001	<0.001
7/12/2018	<0.001	<0.001			
1/29/2019			<0.001		<0.001
1/30/2019	<0.001	<0.001		0.00067 (J)	
3/27/2019	<0.001	<0.001	<0.001	<0.001	<0.001
9/11/2019	<0.001	<0.001	<0.001	0.00017 (J)	<0.001
4/1/2020		<0.001	<0.001	<0.001	<0.001
4/2/2020	0.00025 (J)				
9/15/2020	<0.001		<0.001	<0.001	
9/16/2020		<0.001			<0.001
3/16/2021		<0.001	<0.001		<0.001
3/17/2021	0.00031 (J)			0.00015 (J)	
8/18/2021	<0.001	<0.001			
8/19/2021			<0.001	0.00037 (J)	<0.001
2/22/2022			<0.001		
2/23/2022	0.00017 (J)	<0.001		0.00026 (J)	<0.001
8/2/2022	<0.001		<0.001	0.00029 (J)	
8/3/2022		<0.001			<0.001

Time Series

Constituent: Lead (mg/L) Analysis Run 10/31/2022 4:42 PM View: Descriptive

Plant McIntosh Client: Southern Company Data: McIntosh LF4 CCR

	GWC-20	GWC-21	GWC-23	GWC-9
8/25/2004				0.0056 (o)
9/11/2004				<0.001
9/26/2004				<0.001
10/13/2004				<0.001
7/11/2005				<0.001
12/7/2005				<0.001
6/22/2006				<0.001
11/28/2006				<0.001
7/6/2007				<0.001
12/13/2007				<0.001
6/20/2008				<0.001
12/7/2008				<0.001
7/9/2009				<0.001
12/29/2009				<0.001
6/22/2010				<0.001
1/5/2011				<0.001
7/9/2011				<0.001
1/21/2012				<0.001
7/11/2012				<0.001
1/19/2013				<0.001
7/18/2013				<0.001
1/15/2014				<0.001
7/10/2014				<0.001
1/16/2015				<0.001
6/20/2015				<0.001
12/9/2015	<0.001	<0.001		
12/14/2015	<0.001	<0.001		
12/29/2015	<0.001	<0.001		
1/14/2016	<0.001	<0.001		<0.001
1/25/2016	<0.001	<0.001		
4/19/2016				<0.001
4/21/2016	<0.001	<0.001		
6/15/2016				<0.001
6/16/2016	<0.001	<0.001	<0.001	
8/10/2016	<0.001	<0.001	<0.001	<0.001
9/27/2016	<0.001	0.00079 (J)		<0.001
9/28/2016			<0.001	
11/15/2016	<0.001	<0.001		<0.001
11/16/2016			<0.001	
1/12/2017		<0.001		
1/13/2017	<0.001			<0.001
1/17/2017			<0.001	
3/1/2017	<0.001	<0.001		<0.001
3/2/2017			<0.001	
4/24/2017		<0.001		<0.001
4/25/2017	<0.001		<0.001	
7/13/2017			<0.001	
7/24/2017				<0.001
7/25/2017	<0.001	<0.001	<0.001	
1/11/2018		<0.001		
1/12/2018	<0.001		<0.001	<0.001
7/11/2018	<0.001	<0.001		

Time Series

Constituent: Lead (mg/L) Analysis Run 10/31/2022 4:42 PM View: Descriptive
Plant McIntosh Client: Southern Company Data: McIntosh LF4 CCR

	GWC-20	GWC-21	GWC-23	GWC-9
7/12/2018			<0.001	<0.001
1/29/2019	<0.001			
1/30/2019		<0.001	0.00013 (J)	<0.001
3/27/2019	<0.001	<0.001	<0.001	<0.001
9/11/2019	0.00024 (J)	0.00021 (J)	0.00018 (J)	<0.001
4/1/2020	<0.001	<0.001	<0.001	<0.001
9/15/2020	<0.001	<0.001	<0.001	
9/16/2020				<0.001
3/16/2021	<0.001			
3/17/2021		<0.001	<0.001	<0.001
8/19/2021	<0.001	<0.001	<0.001	<0.001
2/22/2022	<0.001			
2/23/2022		<0.001	<0.001	<0.001
8/3/2022	<0.001			<0.001
8/4/2022		<0.001	0.00034 (J)	

Time Series

Constituent: Mercury (mg/L) Analysis Run 10/31/2022 4:42 PM View: Descriptive
Plant McIntosh Client: Southern Company Data: McIntosh LF4 CCR

	GWA-13 (bg)	GWA-14 (bg)	GWA-15 (bg)	GWA-16 (bg)	GWA-2 (bg)
4/19/2016					<0.0002
4/20/2016	<0.0002	<0.0002		<0.0002	
4/21/2016			<0.0002		
6/14/2016	<0.0002	<0.0002			<0.0002
6/15/2016			<0.0002	<0.0002	
8/9/2016	0.00012 (J)	0.00012 (J)	0.00011 (J)	0.0001 (J)	0.00011 (J)
9/26/2016					<0.0002
9/27/2016	<0.0002	<0.0002	<0.0002	<0.0002	
11/15/2016	9.7E-05 (J)	0.00011 (J)	9.3E-05 (J)	7.2E-05 (J)	<0.0002
1/10/2017					<0.0002
1/11/2017		<0.0002	<0.0002	<0.0002	
1/12/2017	<0.0002				
2/28/2017	0.00015 (J)	7.5E-05 (J)	0.00016 (J)		0.00014 (J)
3/1/2017				<0.0002	
4/19/2017					<0.0002
4/20/2017	<0.0002	<0.0002	<0.0002	<0.0002	
7/11/2018	<0.0002	<0.0002	<0.0002	<0.0002	<0.0002

Time Series

Constituent: Mercury (mg/L) Analysis Run 10/31/2022 4:42 PM View: Descriptive
Plant McIntosh Client: Southern Company Data: McIntosh LF4 CCR

	GWA-3 (bg)	GWA-4A (bg)	GWA-5 (bg)	GWC-1	GWC-10
4/19/2016	<0.0002				
4/20/2016		<0.0002	<0.0002	<0.0002	
4/21/2016					<0.0002
6/14/2016	<0.0002	<0.0002	<0.0002		
6/15/2016				<0.0002	
6/16/2016					<0.0002
8/9/2016	0.0001 (J)		0.0001 (J)		
8/10/2016				<0.0002	0.00011 (J)
8/11/2016		<0.0002			
9/27/2016	<0.0002	<0.0002	<0.0002	<0.0002	<0.0002
11/14/2016	<0.0002	<0.0002			
11/15/2016			<0.0002	8.4E-05 (J)	0.0001 (J)
1/10/2017	<0.0002	<0.0002			
1/11/2017			<0.0002		
1/12/2017				<0.0002	<0.0002
1/19/2017			<0.0002		
1/23/2017				<0.0002	
1/24/2017			<0.0002		
2/28/2017	0.00016 (J)	0.00014 (J)	0.00012 (J)		
3/1/2017				<0.0002	<0.0002
4/19/2017	<0.0002				
4/20/2017		<0.0002	<0.0002	<0.0002	
4/24/2017					<0.0002
7/11/2018	<0.0002	<0.0002	<0.0002		
7/12/2018				<0.0002	<0.0002

Time Series

Constituent: Mercury (mg/L) Analysis Run 10/31/2022 4:42 PM View: Descriptive
Plant McIntosh Client: Southern Company Data: McIntosh LF4 CCR

	GWC-11	GWC-12	GWC-17 (bg)	GWC-18 (bg)	GWC-19
4/19/2016				<0.0002	<0.0002
4/20/2016	<0.0002	<0.0002	<0.0002		
6/15/2016	<0.0002	<0.0002	<0.0002		
6/16/2016				<0.0002	<0.0002
8/9/2016			0.00011 (J)		
8/10/2016	0.00012 (J)	0.00011 (J)			0.00011 (J)
8/11/2016				<0.0002	
9/27/2016	<0.0002	<0.0002	<0.0002		
9/28/2016				<0.0002	<0.0002
11/15/2016	9.3E-05 (J)	0.00014 (J)	<0.0002		7.8E-05 (J)
11/16/2016				<0.0002	
1/11/2017			<0.0002	<0.0002	
1/12/2017	<0.0002	<0.0002			
1/16/2017					<0.0002
3/1/2017	<0.0002	<0.0002	<0.0002	<0.0002	<0.0002
4/20/2017		<0.0002	<0.0002		
4/24/2017	<0.0002				
4/25/2017				<0.0002	<0.0002
7/11/2018			<0.0002	<0.0002	<0.0002
7/12/2018	<0.0002	<0.0002			

Time Series

Constituent: Mercury (mg/L) Analysis Run 10/31/2022 4:42 PM View: Descriptive
Plant McIntosh Client: Southern Company Data: McIntosh LF4 CCR

	GWC-20	GWC-21	GWC-23	GWC-9
4/19/2016				<0.0002
4/21/2016	<0.0002	<0.0002		
6/15/2016				<0.0002
6/16/2016	<0.0002	<0.0002	<0.0002	
8/10/2016	0.00011 (J)	0.00011 (J)	0.00013 (J)	0.00011 (J)
9/27/2016	<0.0002	<0.0002		<0.0002
9/28/2016			<0.0002	
11/15/2016	7.3E-05 (J)	0.00018 (J)		0.00013 (J)
11/16/2016			<0.0002	
1/12/2017		<0.0002		
1/13/2017	<0.0002			<0.0002
1/17/2017			<0.0002	
3/1/2017	<0.0002	<0.0002		<0.0002
3/2/2017			<0.0002	
4/24/2017		<0.0002		<0.0002
4/25/2017	<0.0002		<0.0002	
7/13/2017			<0.0002	
7/11/2018	<0.0002	0.00077		
7/12/2018			<0.0002	<0.0002

Time Series

Constituent: Nickel (mg/L) Analysis Run 10/31/2022 4:42 PM View: Descriptive

Plant McIntosh Client: Southern Company Data: McIntosh LF4 CCR

	GWA-13 (bg)	GWA-14 (bg)	GWA-15 (bg)	GWA-16 (bg)	GWA-2 (bg)
8/25/2004					<0.001
9/11/2004					<0.001
9/26/2004					<0.001
10/13/2004					<0.001
7/11/2005					<0.001
12/7/2005					<0.001
6/22/2006					<0.001
11/28/2006					<0.001
7/6/2007					<0.001
12/13/2007					<0.001
6/20/2008					<0.001
12/7/2008					<0.001
7/9/2009					0.0043
12/28/2009					<0.001
6/22/2010					<0.001
1/4/2011					<0.001
7/9/2011					<0.001
1/21/2012					<0.001
7/11/2012					<0.001
1/20/2013					<0.001
7/19/2013					<0.001
1/15/2014					0.0016 (J)
7/11/2014					<0.001
1/16/2015					<0.001
6/20/2015					<0.001
12/7/2015	<0.001	<0.001	<0.001	<0.001	
12/14/2015				<0.001	
12/15/2015	<0.001	<0.001	<0.001		
12/28/2015			<0.001	<0.001	
12/29/2015	<0.001	<0.001			
1/13/2016	<0.001	<0.001	<0.001	<0.001	
1/16/2016					<0.001
1/25/2016	<0.001	<0.001	<0.001	<0.001	
6/14/2016	<0.001	0.00052 (J)			0.0006 (J)
6/15/2016			<0.001	<0.001	
1/10/2017					<0.001
1/11/2017		<0.001	<0.001	<0.001	
1/12/2017	<0.001				
7/17/2017					<0.001
7/18/2017	<0.001				
7/19/2017		<0.001	<0.001	<0.001	
1/10/2018	<0.001				0.0026
1/11/2018		<0.001	<0.001	<0.001	
7/11/2018	<0.001	<0.001	<0.001	<0.001	<0.001
1/29/2019	0.00033 (J)	0.0004 (J)	0.00046 (J)	0.0004 (J)	0.00063 (J)
3/26/2019	<0.001	<0.001	<0.001	<0.001	
3/27/2019					<0.001
9/10/2019	0.0004 (J)	0.00056 (J)		0.00036 (J)	
9/11/2019			0.00042 (J)		0.00091 (J)
3/31/2020	<0.001				
4/1/2020		0.00043 (J)	<0.001	<0.001	0.00077 (J)
9/15/2020	0.00037 (J)	0.00075 (J)	0.00047 (J)	0.00045 (J)	0.00094 (J)

Time Series

Constituent: Nickel (mg/L) Analysis Run 10/31/2022 4:42 PM View: Descriptive
Plant McIntosh Client: Southern Company Data: McIntosh LF4 CCR

	GWA-13 (bg)	GWA-14 (bg)	GWA-15 (bg)	GWA-16 (bg)	GWA-2 (bg)
3/16/2021	<0.001	0.00045 (J)		0.00043 (J)	0.00072 (J)
3/17/2021			0.00047 (J)		
8/17/2021		0.00061 (J)		0.00052 (J)	0.00097 (J)
8/18/2021	<0.001				
8/19/2021			<0.001		
2/22/2022	<0.001	<0.001	0.00061 (J)	<0.001	0.00092 (J)
8/2/2022	<0.001	<0.001	<0.001	<0.001	0.00086 (J)

Time Series

Constituent: Nickel (mg/L) Analysis Run 10/31/2022 4:42 PM View: Descriptive

Plant McIntosh Client: Southern Company Data: McIntosh LF4 CCR

	GWA-3 (bg)	GWA-4A (bg)	GWA-5 (bg)	GWC-1	GWC-10
8/25/2004	<0.001	<0.001	<0.001	<0.001	<0.001
9/11/2004	0.03 (O)	<0.001	<0.001	<0.001	<0.001
9/26/2004	<0.001	<0.001	<0.001	<0.001	<0.001
10/13/2004	<0.001	<0.001	<0.001		<0.001
7/11/2005	<0.001	<0.001	<0.001	<0.001	<0.001
12/7/2005	<0.001	<0.001	<0.001	<0.001	<0.001
6/22/2006	<0.001	<0.001	<0.001	<0.001	<0.001
11/28/2006	<0.001	<0.001	<0.001	<0.001	<0.001
7/6/2007	<0.001	<0.001	<0.001	<0.001	<0.001
12/13/2007	<0.001	<0.001	<0.001	<0.001	<0.001
6/20/2008	<0.001	<0.001	<0.001	<0.001	<0.001
12/7/2008	<0.001	<0.001	<0.001	<0.001	<0.001
7/9/2009	<0.001	<0.001	<0.001	<0.001	
7/10/2009					<0.001
12/28/2009	<0.001			<0.001	
12/29/2009			<0.001		<0.001
12/30/2009		0.0048			
6/22/2010	<0.001	<0.001	<0.001	<0.001	<0.001
1/4/2011		<0.001	<0.001	<0.001	<0.001
1/5/2011	0.025 (O)				
7/9/2011	<0.001		<0.001	<0.001	
7/10/2011		<0.001			<0.001
1/20/2012	<0.001				
1/21/2012		0.0026	<0.001	<0.001	<0.001
7/11/2012	<0.001	0.0072	0.0031	<0.001	<0.001
1/19/2013	<0.001		<0.001		
1/20/2013		0.0025		<0.001	<0.001
7/18/2013	<0.001		<0.001		
7/19/2013		<0.001		<0.001	<0.001
1/15/2014	<0.001		<0.001	0.0013 (J)	
1/16/2014		0.0031			<0.001
7/10/2014		<0.001	<0.001		<0.001
7/11/2014	<0.001			0.0013 (J)	
1/15/2015	<0.001		<0.001		
1/16/2015		0.0024 (J)		<0.001	<0.001
6/19/2015	<0.001		<0.001		
6/20/2015		<0.001		0.0016 (J)	0.0013 (J)
1/14/2016		<0.001	<0.001		
1/16/2016	<0.001			<0.001	<0.001
6/14/2016	<0.001	0.0013 (J)	0.00054 (J)		
6/15/2016				0.00088 (J)	
6/16/2016					<0.001
1/10/2017	<0.001	<0.001			
1/11/2017			<0.001		
1/12/2017				<0.001	<0.001
7/18/2017	<0.001	<0.001	<0.001		
7/19/2017				<0.001	
7/24/2017					<0.001
1/10/2018	<0.001	<0.001	<0.001		
1/11/2018				<0.001	<0.001
7/11/2018	<0.001	0.003	<0.001		
7/12/2018				<0.001	<0.001

Time Series

Constituent: Nickel (mg/L) Analysis Run 10/31/2022 4:42 PM View: Descriptive
Plant McIntosh Client: Southern Company Data: McIntosh LF4 CCR

	GWA-3 (bg)	GWA-4A (bg)	GWA-5 (bg)	GWC-1	GWC-10
1/29/2019	0.00034 (J)	0.0021 (J)	<0.001		
1/30/2019				<0.001	<0.001
3/26/2019		0.0021	<0.001		
3/27/2019	<0.001			<0.001	<0.001
9/10/2019		0.002	0.00043 (J)		
9/11/2019	0.00045 (J)			0.0013	<0.001
3/31/2020		0.0028	<0.001		
4/1/2020	<0.001			0.00099 (J)	<0.001
9/15/2020	0.00038 (J)		0.00056 (J)	0.0012	0.0013
9/16/2020		0.00096 (J)			
3/16/2021	<0.001			0.0012	0.00043 (J)
3/17/2021		0.00083 (J)	0.00041 (J)		
8/17/2021	0.00047 (J)				
8/18/2021				0.0014	<0.001
8/19/2021		0.00065 (J)	0.00043 (J)		
2/22/2022	<0.001		<0.001		
2/23/2022		<0.001		0.0012	<0.001
8/2/2022	0.00054 (J)		<0.001		
8/3/2022		0.00078 (J)		0.0013	<0.001

Time Series

Constituent: Nickel (mg/L) Analysis Run 10/31/2022 4:42 PM View: Descriptive

Plant McIntosh Client: Southern Company Data: McIntosh LF4 CCR

	GWC-11	GWC-12	GWC-17 (bg)	GWC-18 (bg)	GWC-19
8/25/2004	<0.001	<0.001			
9/11/2004	<0.001	<0.001			
9/26/2004	<0.001	<0.001			
10/13/2004	<0.001	<0.001			
7/11/2005	<0.001	<0.001			
12/7/2005	<0.001	<0.001			
6/22/2006	<0.001	<0.001			
11/28/2006	<0.001	<0.001			
7/6/2007	<0.001	<0.001			
12/13/2007	<0.001	<0.001			
6/20/2008	<0.001	<0.001			
12/7/2008	<0.001	<0.001			
7/10/2009	<0.001	<0.001			
12/28/2009		<0.001			
12/29/2009	<0.001				
6/22/2010	<0.001	<0.001			
1/4/2011		<0.001			
1/5/2011	<0.001				
7/9/2011	<0.001	<0.001			
1/20/2012		<0.001			
1/21/2012	<0.001				
7/11/2012	0.0049	0.0057			
1/19/2013	<0.001	<0.001			
7/18/2013		<0.001			
7/19/2013	<0.001				
1/15/2014	<0.001	0.0043			
7/11/2014	0.0029	0.0026			
1/15/2015		<0.001			
1/16/2015	0.0014 (J)				
6/19/2015		<0.001			
6/20/2015	<0.001				
12/8/2015			0.0036	<0.001	0.0022 (J)
12/14/2015			0.0035	0.0019 (J)	
12/15/2015					0.0019 (J)
12/28/2015			0.0032	0.0018 (J)	0.0017 (J)
1/13/2016			0.0029		
1/14/2016	<0.001			0.0017 (J)	0.0029
1/16/2016		<0.001			
1/26/2016			0.0027	0.0019 (J)	0.0014 (J)
6/15/2016	0.00085 (J)	0.00068 (J)	0.0018 (J)		
6/16/2016				0.0014 (J)	0.0013 (J)
1/11/2017			0.002 (J)	<0.001	
1/12/2017	<0.001	<0.001			
1/16/2017					0.0018 (J)
7/19/2017			0.002 (J)		
7/20/2017		<0.001			
7/24/2017	<0.001				
7/25/2017				<0.001	0.002 (J)
1/11/2018	<0.001	<0.001	0.0019 (J)		
1/12/2018				<0.001	0.002 (J)
7/11/2018			<0.001	<0.001	0.0018 (J)
7/12/2018	<0.001	<0.001			

Time Series

Constituent: Nickel (mg/L) Analysis Run 10/31/2022 4:42 PM View: Descriptive
Plant McIntosh Client: Southern Company Data: McIntosh LF4 CCR

	GWC-11	GWC-12	GWC-17 (bg)	GWC-18 (bg)	GWC-19
1/29/2019			0.0016 (J)		0.0017 (J)
1/30/2019	<0.001	<0.001		<0.001	
3/27/2019	<0.001	<0.001	0.0018	<0.001	<0.001
9/11/2019	0.00042 (J)	0.001	0.0018	0.0012	0.0018
4/1/2020		0.0008 (J)	0.0016	0.00095	0.0014
4/2/2020	0.0009 (J)				
9/15/2020	0.00063 (J)		0.0016	0.00092 (J)	
9/16/2020		0.00088 (J)			0.0012
3/16/2021		0.00093 (J)	0.0015		0.0012
3/17/2021	0.00077 (J)			0.0011	
8/18/2021	0.00034 (J)	0.00097 (J)			
8/19/2021			0.0017	0.0011	0.0012
2/22/2022			0.0017		
2/23/2022	<0.001	0.0011		0.001	0.0011
8/2/2022	<0.001		0.0019	0.00086 (J)	
8/3/2022		0.0064			0.0051

Time Series

Constituent: Nickel (mg/L) Analysis Run 10/31/2022 4:42 PM View: Descriptive

Plant McIntosh Client: Southern Company Data: McIntosh LF4 CCR

	GWC-20	GWC-21	GWC-23	GWC-9
8/25/2004				<0.001
9/11/2004				<0.001
9/26/2004				<0.001
10/13/2004				<0.001
7/11/2005				<0.001
12/7/2005				<0.001
6/22/2006				<0.001
11/28/2006				<0.001
7/6/2007				<0.001
12/13/2007				<0.001
6/20/2008				0.003
12/7/2008				<0.001
7/9/2009				<0.001
12/29/2009				<0.001
6/22/2010				<0.001
1/5/2011				<0.001
7/9/2011				<0.001
1/21/2012				<0.001
7/11/2012				0.0033
1/19/2013				0.0026
7/18/2013				<0.001
1/15/2014				<0.001
7/10/2014				<0.001
1/16/2015				<0.001
6/20/2015				<0.001
12/9/2015	0.0042	<0.001		
12/14/2015	0.0067	<0.001		
12/29/2015	0.0067	<0.001		
1/14/2016	0.0039	<0.001		<0.001
1/25/2016	0.0049	<0.001		
6/15/2016				<0.001
6/16/2016	0.003 (J)	0.0012 (J)	0.0009 (J)	
1/12/2017		<0.001		
1/13/2017	<0.001			<0.001
1/17/2017			<0.001	
7/24/2017				<0.001
7/25/2017	<0.001	<0.001	0.002 (J)	
1/11/2018		<0.001		
1/12/2018	<0.001		0.0023 (J)	<0.001
7/11/2018	<0.001	<0.001		
7/12/2018			0.0026	<0.001
1/29/2019	0.00093 (J)			
1/30/2019		<0.001	<0.001	<0.001
3/27/2019	<0.001	<0.001	0.0018	<0.001
9/11/2019	0.0014	0.00097 (J)	0.0023	0.00065 (J)
4/1/2020	0.001	0.00067 (J)	0.0013	<0.001
9/15/2020	0.0011	0.0007 (J)	0.0013	
9/16/2020				0.00075 (J)
3/16/2021	0.00093 (J)			
3/17/2021		0.00068 (J)	0.0014	0.0006 (J)
8/19/2021	0.00092 (J)	0.00067 (J)	0.0013	0.00038 (J)
2/22/2022	0.00092 (J)			

Time Series

Constituent: Nickel (mg/L) Analysis Run 10/31/2022 4:42 PM View: Descriptive
Plant McIntosh Client: Southern Company Data: McIntosh LF4 CCR

	GWC-20	GWC-21	GWC-23	GWC-9
2/23/2022		0.00071 (J)	0.0013	0.00076 (J)
8/3/2022	0.001			0.0015
8/4/2022		0.00065 (J)	0.0016	

Time Series

Constituent: pH (S.U.) Analysis Run 10/31/2022 4:42 PM View: Descriptive

Plant McIntosh Client: Southern Company Data: McIntosh LF4 CCR

	GWA-13 (bg)	GWA-14 (bg)	GWA-15 (bg)	GWA-16 (bg)	GWA-2 (bg)
6/20/2015					4.69
12/14/2015				5.26	
12/15/2015	5.13	5.24	5.2		
4/19/2016					4.99
4/20/2016	5.16	5.41		5.16	
4/21/2016			5.18		
6/14/2016					4.98
6/15/2016	5.35	5.74	5.47	5.04	
8/9/2016	4.89	5.41	5.01	5.07	4.72
9/26/2016					4.74
9/27/2016	5.02	5.42	5.22	5.11	
11/15/2016	5.04	5.33	5.07	5.11	4.8
1/10/2017					4.59
1/11/2017		5.32	5	5.07	
1/12/2017	5.19				
2/28/2017	4.86	5.32	5.1		4.91
3/1/2017				5.14	
4/19/2017					4.98
4/20/2017	5.01	5.31	5.12	5.05	
7/17/2017					4.61
7/18/2017	4.88				
7/19/2017		5.19	4.84	4.95	
10/17/2017	4.93	5.27	4.95	5.17	4.93
1/10/2018	4.9				4.78
1/11/2018		5.19	5.01	4.97	
7/11/2018	4.99 (D)	5.25 (D)	5.01	5.07	4.75 (D)
1/29/2019	4.82	5.25	5.18	4.83	4.91
3/26/2019	5.07	5.29	5.04	4.95	
3/27/2019					4.69
9/10/2019	5	5.18		5.12	
9/11/2019			5.28		4.77
3/31/2020	5.1				
4/1/2020		5.26	5.35	4.95	4.77
9/15/2020	5.07	5.83	4.92	5.02	4.52
3/16/2021	4.47	4.76		4.68	4.76
3/17/2021			5.41		
8/17/2021		5.12		4.95	4.62
8/18/2021	4.93				
8/19/2021			4.92		
2/22/2022	4.91	5.2	5.15	4.98	4.69
8/2/2022	4.86	5.05	4.9	4.93	4.57

Time Series

Constituent: pH (S.U.) Analysis Run 10/31/2022 4:42 PM View: Descriptive

Plant McIntosh Client: Southern Company Data: McIntosh LF4 CCR

	GWA-3 (bg)	GWA-4A (bg)	GWA-5 (bg)	GWC-1	GWC-10
6/19/2015	5.23		5.95		
6/20/2015		4.92		4.87	6.28
4/19/2016	4.92				
4/20/2016		4.9	5.85	5.43	
4/21/2016					6.21
6/14/2016	4.89	4.9	5.53		
6/15/2016				5.28	
6/16/2016					6.27
8/9/2016	4.92		5.44		
8/10/2016				5.15	6.12
8/11/2016		5.37			
9/27/2016	5.25	5.89	5.59	5.19	6.29
11/14/2016	4.96	5.94			
11/15/2016			5.58	5.2	6.12
1/10/2017	4.21	5.44			
1/11/2017			5.56		
1/12/2017				5.27	6.23
2/28/2017	4.95	5.49	5.53		
3/1/2017				5.31	6.15
4/19/2017	5.12				
4/20/2017		5.51	5.63	5.29	
4/24/2017					6.8
7/18/2017	4.89	5.26	5.51		
7/19/2017				5.03	
7/24/2017					6.19
10/17/2017	4.96	5.28	5.62	5.25	6.11
1/10/2018	4.93	5.05	5.59		
1/11/2018				5.02	6.32
7/11/2018	4.87 (D)	4.53	5.49		
7/12/2018				5.04 (D)	6.7 (D)
1/29/2019	4.98	4.66	5.39		
1/30/2019				5.21	6.2
3/26/2019		4.72	5.45		
3/27/2019	4.8			5.15	6.54
9/10/2019		4.72	5.71		
9/11/2019	5.03			4.8	6.63
3/31/2020		5.06	5.45		
4/1/2020	4.92			5	6.52
9/15/2020	4.72		5.27	4.76	6.66
9/16/2020		4.87			
3/16/2021	4.91			4.89	6.48
3/17/2021		4.9	4.8		
8/17/2021	4.82				
8/18/2021				4.89	6.32
8/19/2021		4.86	5.23		
2/22/2022	4.9		5.34		
2/23/2022		4.8		4.92	6.46
8/2/2022	4.75		5.23		
8/3/2022		4.79		4.83	6.34

Time Series

Constituent: pH (S.U.) Analysis Run 10/31/2022 4:42 PM View: Descriptive

Plant McIntosh Client: Southern Company Data: McIntosh LF4 CCR

	GWC-11	GWC-12	GWC-17 (bg)	GWC-18 (bg)	GWC-19
6/19/2015		5.05			
6/20/2015	6.13				
12/14/2015			5.19	7.1	
12/15/2015					5.98
4/19/2016				6.87	5.98
4/20/2016	6.28	5.17	5.26		
6/15/2016	6.55	5.12	5.12		
6/16/2016				6.84	5.85
8/9/2016			5.09		
8/10/2016	6.22	5.12			5.79
8/11/2016				6.42	
9/27/2016	6.33	5.19	5.32		
9/28/2016				6.57	5.9
11/15/2016	6.28	5.14	5.25		5.66
11/16/2016				6.51	
1/11/2017			5.23	6.43	
1/12/2017	6.26	5.13			
1/16/2017					5.65
3/1/2017	6.41	5.05	5.25	6.48	5.62
4/20/2017		5.15	5.36		
4/24/2017	6.26				
4/25/2017				6.58	5.59
7/19/2017			5.12		
7/20/2017		5.04			
7/24/2017	6.27				
7/25/2017				6.37	5.55
10/17/2017	6.35	5.03	5.23	6.53	5.68
1/11/2018	6.15	5.13	5.28		
1/12/2018				6.47	
7/11/2018			5.23 (D)	6.18 (D)	5.6 (D)
7/12/2018	6.63 (D)	5.09 (D)			
1/29/2019			5.35		5.58
1/30/2019	6.09	5.01		5.93	
3/27/2019	6.32	4.93	5.25	6.11	5.59
9/11/2019	6.37	5.04	5.16	6.3	5.58
4/1/2020		5.05	5.3	6.15	5.67
4/2/2020	6.38				
9/15/2020	6.62		5.29	6.13	
9/16/2020		4.91			5.43
3/16/2021		4.97	4.83		5.45
3/17/2021	6.58			5.99	
8/18/2021	6.54	5.01			
8/19/2021			5.29	6.17	5.69
2/22/2022			5.29		
2/23/2022	6.28	5.1		6.2	5.63
8/2/2022	6.4		5.18	6.41	
8/3/2022		4.98			5.62

Time Series

Constituent: pH (S.U.) Analysis Run 10/31/2022 4:42 PM View: Descriptive

Plant McIntosh Client: Southern Company Data: McIntosh LF4 CCR

	GWC-20	GWC-21	GWC-23	GWC-9
6/20/2015				4.7
12/14/2015	5.24	5.84		
4/19/2016				4.98
4/21/2016	4.88	5.43		
6/15/2016				5.2
6/16/2016	4.85	5.23		
8/10/2016	4.84	5.11	6.34	4.78
9/27/2016	5.32	5.06		4.91
9/28/2016			6.29	
11/15/2016	4.97	5.01		4.81
11/16/2016			6.18	
1/12/2017		4.99		
1/13/2017	4.97			5.28
1/17/2017			5.68	
3/1/2017		5		4.81
3/2/2017			5.75	
4/24/2017		5.8		4.99
4/25/2017	4.91		5.65	
7/13/2017			5.65	
7/24/2017				4.82
7/25/2017	4.89	4.92	5.24	
10/17/2017	4.97	4.89	5.37	4.85
1/11/2018		4.98		
1/12/2018	4.97		5.35	4.83
7/11/2018	4.89 (D)	4.96 (D)		
7/12/2018			5.21 (D)	4.8 (D)
1/29/2019	4.94			
1/30/2019		4.65	5.14	4.88
3/27/2019	4.94	4.96	5.3	4.75
9/11/2019	4.96	4.99	5.24	4.8
4/1/2020	5.03	5.04	5.23	4.93
9/15/2020	4.96	4.86	5.18	
9/16/2020				4.74
3/16/2021	4.78			
3/17/2021		4.8	4.97	4.69
8/19/2021	4.91	4.81	5.16	4.89
2/22/2022	5.02			
2/23/2022		4.87	5.11	5.07
8/3/2022	4.98			5.29
8/4/2022		4.83	5.12	

Time Series

Constituent: Selenium (mg/L) Analysis Run 10/31/2022 4:42 PM View: Descriptive

Plant McIntosh Client: Southern Company Data: McIntosh LF4 CCR

	GWA-13 (bg)	GWA-14 (bg)	GWA-15 (bg)	GWA-16 (bg)	GWA-2 (bg)
8/25/2004					<0.005
9/11/2004					<0.005
9/26/2004					<0.005
10/13/2004					<0.005
7/11/2005					<0.005
12/7/2005					<0.005
6/22/2006					<0.005
11/28/2006					<0.005
7/6/2007					<0.005
12/13/2007					<0.005
6/20/2008					<0.005
12/7/2008					<0.005
7/9/2009					<0.005
12/28/2009					<0.005
6/22/2010					<0.005
1/4/2011					<0.005
7/9/2011					<0.005
1/21/2012					<0.005
7/11/2012					<0.005
1/20/2013					<0.005
7/19/2013					<0.005
1/15/2014					<0.005
7/11/2014					<0.005
1/16/2015					<0.005
6/20/2015					<0.005
12/7/2015	<0.005	<0.005	<0.005	<0.005	
12/14/2015				<0.005	
12/15/2015	<0.005	<0.005	<0.005		
12/28/2015			<0.005	<0.005	
12/29/2015	<0.005	<0.005			
1/13/2016	<0.005	<0.005	<0.005	<0.005	
1/16/2016					<0.005
1/25/2016	<0.005	<0.005	<0.005	<0.005	
4/19/2016					<0.005
4/20/2016	<0.005	<0.005		<0.005	
4/21/2016			<0.005		
6/14/2016	<0.005	<0.005			<0.005
6/15/2016			<0.005	<0.005	
8/9/2016	<0.005	<0.005	<0.005	<0.005	<0.005
9/26/2016					<0.005
9/27/2016	<0.005	<0.005	<0.005	<0.005	
11/15/2016	<0.005	<0.005	<0.005	<0.005	<0.005
1/10/2017					<0.005
1/11/2017		<0.005	<0.005	<0.005	
1/12/2017	<0.005				
2/28/2017	<0.005	<0.005	<0.005		<0.005
3/1/2017				<0.005	
4/19/2017					0.00065 (J)
4/20/2017	<0.005	<0.005	<0.005	<0.005	
7/17/2017					0.00047 (J)
7/18/2017	<0.005				
7/19/2017		<0.005	0.00071 (J)	0.00025 (J)	

Time Series

Constituent: Selenium (mg/L) Analysis Run 10/31/2022 4:42 PM View: Descriptive
Plant McIntosh Client: Southern Company Data: McIntosh LF4 CCR

	GWA-13 (bg)	GWA-14 (bg)	GWA-15 (bg)	GWA-16 (bg)	GWA-2 (bg)
1/10/2018	0.00025 (J)				0.00052 (J)
1/11/2018		<0.005	<0.005	<0.005	
7/11/2018	<0.005	<0.005	<0.005	<0.005	<0.005
1/29/2019	<0.005	<0.005	<0.005	<0.005	<0.005
3/26/2019	<0.005	<0.005	<0.005	<0.005	
3/27/2019					<0.005
9/10/2019	<0.005	<0.005		<0.005	
9/11/2019			<0.005		<0.005
3/31/2020	<0.005				
4/1/2020		<0.005	<0.005	<0.005	<0.005
9/15/2020	<0.005	<0.005	<0.005	<0.005	<0.005
3/16/2021	<0.005	<0.005		<0.005	<0.005
3/17/2021			<0.005		
8/17/2021		<0.005		<0.005	<0.005
8/18/2021	<0.005				
8/19/2021			<0.005		
2/22/2022	<0.005	<0.005	<0.005	<0.005	<0.005
8/2/2022	<0.005	<0.005	<0.005	<0.005	<0.005

Time Series

Constituent: Selenium (mg/L) Analysis Run 10/31/2022 4:42 PM View: Descriptive

Plant McIntosh Client: Southern Company Data: McIntosh LF4 CCR

	GWA-3 (bg)	GWA-4A (bg)	GWA-5 (bg)	GWC-1	GWC-10
8/25/2004	<0.005	<0.005	<0.005	<0.005	<0.005
9/11/2004	<0.005	<0.005	<0.005	<0.005	<0.005
9/26/2004	<0.005	<0.005	<0.005	<0.005	<0.005
10/13/2004	<0.005	<0.005	<0.005		<0.005
7/11/2005	<0.005	<0.005	<0.005	<0.005	<0.005
12/7/2005	<0.005	<0.005	<0.005	<0.005	<0.005
6/22/2006	<0.005	<0.005	<0.005	<0.005	<0.005
11/28/2006	<0.005	<0.005	<0.005	<0.005	<0.005
7/6/2007	<0.005	<0.005	<0.005	<0.005	<0.005
12/13/2007	<0.005	<0.005	<0.005	<0.005	<0.005
6/20/2008	<0.005	<0.005	<0.005	<0.005	<0.005
12/7/2008	<0.005	<0.005	<0.005	<0.005	<0.005
7/9/2009	<0.005	<0.005	<0.005	<0.005	
7/10/2009					<0.005
12/28/2009	<0.005			<0.005	
12/29/2009			<0.005		<0.005
12/30/2009		<0.005			
6/22/2010	<0.005	<0.005	<0.005	<0.005	<0.005
1/4/2011		<0.005	<0.005	<0.005	<0.005
1/5/2011	<0.005				
7/9/2011	<0.005		<0.005	<0.005	
7/10/2011		<0.005			<0.005
1/20/2012	<0.005				
1/21/2012		<0.005	<0.005	<0.005	<0.005
7/11/2012	<0.005	<0.005	<0.005	<0.005	<0.005
1/19/2013	<0.005		<0.005		
1/20/2013		<0.005		<0.005	<0.005
7/18/2013	<0.005		<0.005		
7/19/2013		<0.005		<0.005	<0.005
1/15/2014	<0.005		<0.005	<0.005	
1/16/2014		<0.005			<0.005
7/10/2014		<0.005	<0.005		<0.005
7/11/2014	<0.005			<0.005	
1/15/2015	<0.005		<0.005		
1/16/2015		<0.005		<0.005	<0.005
6/19/2015	<0.005		<0.005		
6/20/2015		<0.005		<0.005	<0.005
1/14/2016		<0.005	<0.005		
1/16/2016	<0.005			<0.005	<0.005
4/19/2016	<0.005				
4/20/2016		<0.005	<0.005	<0.005	
4/21/2016					<0.005
6/14/2016	<0.005	<0.005	<0.005		
6/15/2016				<0.005	
6/16/2016					<0.005
8/9/2016	<0.005		<0.005		
8/10/2016				<0.005	0.00026 (J)
8/11/2016		<0.005			
9/27/2016	0.00045 (J)	<0.005	<0.005	<0.005	0.00024 (J)
11/14/2016	<0.005	<0.005			
11/15/2016			<0.005	<0.005	<0.005
1/10/2017	<0.005	<0.005			

Time Series

Constituent: Selenium (mg/L) Analysis Run 10/31/2022 4:42 PM View: Descriptive
Plant McIntosh Client: Southern Company Data: McIntosh LF4 CCR

	GWA-3 (bg)	GWA-4A (bg)	GWA-5 (bg)	GWC-1	GWC-10
1/11/2017			<0.005		
1/12/2017				0.00035 (J)	<0.005
1/19/2017			0.0006 (J)		
1/23/2017				<0.005	
1/24/2017			0.025 (o)		
2/28/2017	0.0027	0.0024	<0.005		
3/1/2017				<0.005	<0.005
4/19/2017	0.002				
4/20/2017		<0.005	<0.005	<0.005	
4/24/2017					<0.005
7/18/2017	0.0017	0.00026 (J)	<0.005		
7/19/2017				0.00026 (J)	
7/24/2017					<0.005
1/10/2018	0.00079 (J)	0.00069 (J)	<0.005		
1/11/2018				<0.005	<0.005
7/11/2018	<0.005	<0.005	<0.005		
7/12/2018				<0.005	<0.005
1/29/2019	<0.005	<0.005	<0.005		
1/30/2019				<0.005	<0.005
3/26/2019		<0.005	<0.005		
3/27/2019	<0.005			<0.005	<0.005
9/10/2019		<0.005	<0.005		
9/11/2019	<0.005			<0.005	<0.005
3/31/2020		<0.005	<0.005		
4/1/2020	<0.005			<0.005	<0.005
9/15/2020	<0.005		<0.005	<0.005	<0.005
9/16/2020		<0.005			
3/16/2021	<0.005			<0.005	<0.005
3/17/2021		<0.005	<0.005		
8/17/2021	<0.005				
8/18/2021				<0.005	<0.005
8/19/2021		<0.005	<0.005		
2/22/2022	<0.005		<0.005		
2/23/2022		<0.005		<0.005	<0.005
8/2/2022	<0.005		<0.005		
8/3/2022		<0.005		<0.005	<0.005

Time Series

Constituent: Selenium (mg/L) Analysis Run 10/31/2022 4:42 PM View: Descriptive

Plant McIntosh Client: Southern Company Data: McIntosh LF4 CCR

	GWC-11	GWC-12	GWC-17 (bg)	GWC-18 (bg)	GWC-19
8/25/2004	<0.005	<0.005			
9/11/2004	<0.005	<0.005			
9/26/2004	<0.005	<0.005			
10/13/2004	<0.005	<0.005			
7/11/2005	<0.005	<0.005			
12/7/2005	<0.005	<0.005			
6/22/2006	<0.005	<0.005			
11/28/2006	<0.005	<0.005			
7/6/2007	<0.005	<0.005			
12/13/2007	<0.005	<0.005			
6/20/2008	<0.005	<0.005			
12/7/2008	<0.005	<0.005			
7/10/2009	<0.005	<0.005			
12/28/2009		<0.005			
12/29/2009	<0.005				
6/22/2010	<0.005	<0.005			
1/4/2011		<0.005			
1/5/2011	<0.005				
7/9/2011	<0.005	<0.005			
1/20/2012		<0.005			
1/21/2012	<0.005				
7/11/2012	<0.005	<0.005			
1/19/2013	<0.005	<0.005			
7/18/2013		<0.005			
7/19/2013	<0.005				
1/15/2014	<0.005	<0.005			
7/11/2014	<0.005	<0.005			
1/15/2015		<0.005			
1/16/2015	<0.005				
6/19/2015		<0.005			
6/20/2015	<0.005				
12/8/2015			<0.005	<0.005	<0.005
12/14/2015			<0.005	<0.005	
12/15/2015					<0.005
12/28/2015			<0.005	<0.005	<0.005
1/13/2016			<0.005		
1/14/2016	<0.005			<0.005	<0.005
1/16/2016		<0.005			
1/26/2016			<0.005	<0.005	<0.005
4/19/2016				<0.005	<0.005
4/20/2016	<0.005	<0.005	<0.005		
6/15/2016	0.00052 (J)	<0.005	<0.005		
6/16/2016				<0.005	<0.005
8/9/2016			<0.005		
8/10/2016	0.00053 (J)	<0.005			<0.005
8/11/2016				<0.005	
9/27/2016	0.00047 (J)	<0.005	<0.005		
9/28/2016				<0.005	<0.005
11/15/2016	<0.005	<0.005	<0.005		<0.005
11/16/2016				<0.005	
1/11/2017			<0.005	<0.005	
1/12/2017	0.00025 (J)	<0.005			

Time Series

Constituent: Selenium (mg/L) Analysis Run 10/31/2022 4:42 PM View: Descriptive

Plant McIntosh Client: Southern Company Data: McIntosh LF4 CCR

	GWC-11	GWC-12	GWC-17 (bg)	GWC-18 (bg)	GWC-19
1/16/2017					<0.005
3/1/2017	<0.005	<0.005	<0.005	<0.005	<0.005
4/20/2017		<0.005	<0.005		
4/24/2017	<0.005				
4/25/2017				<0.005	0.00052 (J)
7/19/2017			<0.005		
7/20/2017		<0.005			
7/24/2017	0.00032 (J)				
7/25/2017				<0.005	<0.005
1/11/2018	<0.005	<0.005	<0.005		
1/12/2018				<0.005	<0.005
7/11/2018			<0.005	0.00044 (J)	<0.005
7/12/2018	0.00025 (J)	<0.005			
1/29/2019			<0.005		<0.005
1/30/2019	<0.005	<0.005		<0.005	
3/27/2019	<0.005	<0.005	<0.005	<0.005	<0.005
9/11/2019	<0.005	<0.005	<0.005	<0.005	<0.005
4/1/2020		<0.005	<0.005	<0.005	<0.005
4/2/2020	<0.005				
9/15/2020	<0.005		<0.005	<0.005	
9/16/2020		<0.005			<0.005
3/16/2021		<0.005	<0.005		<0.005
3/17/2021	<0.005			<0.005	
8/18/2021	<0.005	<0.005			
8/19/2021			<0.005	<0.005	<0.005
2/22/2022			<0.005		
2/23/2022	<0.005	<0.005		<0.005	<0.005
8/2/2022	<0.005		<0.005	<0.005	
8/3/2022		<0.005			<0.005

Time Series

Constituent: Selenium (mg/L) Analysis Run 10/31/2022 4:42 PM View: Descriptive

Plant McIntosh Client: Southern Company Data: McIntosh LF4 CCR

	GWC-20	GWC-21	GWC-23	GWC-9
8/25/2004				<0.005
9/11/2004				<0.005
9/26/2004				<0.005
10/13/2004				<0.005
7/11/2005				0.0058
12/7/2005				<0.005
6/22/2006				<0.005
11/28/2006				<0.005
7/6/2007				<0.005
12/13/2007				<0.005
6/20/2008				<0.005
12/7/2008				<0.005
7/9/2009				<0.005
12/29/2009				<0.005
6/22/2010				<0.005
1/5/2011				<0.005
7/9/2011				<0.005
1/21/2012				<0.005
7/11/2012				<0.005
1/19/2013				<0.005
7/18/2013				<0.005
1/15/2014				<0.005
7/10/2014				<0.005
1/16/2015				<0.005
6/20/2015				<0.005
12/9/2015	<0.005	<0.005		
12/14/2015	<0.005	<0.005		
12/29/2015	<0.005	<0.005		
1/14/2016	<0.005	<0.005		<0.005
1/25/2016	<0.005	<0.005		
4/19/2016				<0.005
4/21/2016	<0.005	<0.005		
6/15/2016				<0.005
6/16/2016	<0.005	<0.005	<0.005	
8/10/2016	<0.005	<0.005	<0.005	<0.005
9/27/2016	<0.005	0.00043 (J)		<0.005
9/28/2016			<0.005	
11/15/2016	<0.005	<0.005		<0.005
11/16/2016			<0.005	
1/12/2017		<0.005		
1/13/2017	<0.005			<0.005
1/17/2017			<0.005	
3/1/2017	<0.005	<0.005		<0.005
3/2/2017			<0.005	
4/24/2017		<0.005		<0.005
4/25/2017	0.0021		<0.005	
7/13/2017			<0.005	
7/24/2017				<0.005
7/25/2017	<0.005	<0.005	<0.005	
1/11/2018		<0.005		
1/12/2018	<0.005		<0.005	<0.005
7/11/2018	<0.005	<0.005		

Time Series

Constituent: Selenium (mg/L) Analysis Run 10/31/2022 4:42 PM View: Descriptive
Plant McIntosh Client: Southern Company Data: McIntosh LF4 CCR

	GWC-20	GWC-21	GWC-23	GWC-9
7/12/2018			<0.005	<0.005
1/29/2019	<0.005			
1/30/2019		<0.005	<0.005	<0.005
3/27/2019	<0.005	<0.005	<0.005	<0.005
9/11/2019	<0.005	<0.005	<0.005	<0.005
4/1/2020	<0.005	<0.005	<0.005	<0.005
9/15/2020	<0.005	<0.005	<0.005	
9/16/2020				<0.005
3/16/2021	<0.005			
3/17/2021		<0.005	<0.005	<0.005
8/19/2021	<0.005	<0.005	<0.005	<0.005
2/22/2022	<0.005			
2/23/2022		<0.005	<0.005	<0.005
8/3/2022	<0.005			<0.005
8/4/2022		<0.005	<0.005	

Time Series

Constituent: Silver (mg/L) Analysis Run 10/31/2022 4:42 PM View: Descriptive

Plant McIntosh Client: Southern Company Data: McIntosh LF4 CCR

	GWA-13 (bg)	GWA-14 (bg)	GWA-15 (bg)	GWA-16 (bg)	GWA-2 (bg)
8/25/2004					<0.001
9/11/2004					<0.001
9/26/2004					<0.001
10/13/2004					<0.001
7/11/2005					<0.001
12/7/2005					<0.001
6/22/2006					<0.001
11/28/2006					<0.001
7/6/2007					<0.001
12/13/2007					<0.001
6/20/2008					<0.001
12/7/2008					<0.001
7/9/2009					<0.001
12/28/2009					<0.001
6/22/2010					<0.001
1/4/2011					<0.001
7/9/2011					<0.001
1/21/2012					<0.001
7/11/2012					<0.001
1/20/2013					<0.001
7/19/2013					<0.001
1/15/2014					<0.001
7/11/2014					<0.001
1/16/2015					<0.001
6/20/2015					<0.001
12/7/2015	<0.001	<0.001	<0.001	<0.001	
12/14/2015				<0.001	
12/15/2015	<0.001	<0.001	<0.001		
12/28/2015			<0.001	<0.001	
12/29/2015	<0.001	<0.001			
1/13/2016	<0.001	<0.001	<0.001	<0.001	
1/16/2016					<0.001
1/25/2016	<0.001	<0.001	<0.001	<0.001	
6/14/2016	<0.001	<0.001			<0.001
6/15/2016			<0.001	<0.001	
1/10/2017					<0.001
1/11/2017		<0.001	<0.001	<0.001	
1/12/2017	<0.001				
7/17/2017					<0.001
7/18/2017	<0.001				
7/19/2017		<0.001	<0.001	<0.001	
1/10/2018	<0.001				<0.001
1/11/2018		<0.001	<0.001	<0.001	
7/11/2018	<0.001	<0.001	<0.001	<0.001	<0.001
1/29/2019	<0.001	<0.001	<0.001	<0.001	<0.001
3/26/2019	<0.001	<0.001	<0.001	<0.001	
3/27/2019					<0.001
9/10/2019	<0.001	<0.001		<0.001	
9/11/2019			<0.001		<0.001
3/31/2020	<0.001				
4/1/2020		<0.001	<0.001	<0.001	<0.001
9/15/2020	<0.001	<0.001	<0.001	<0.001	<0.001

Time Series

Constituent: Silver (mg/L) Analysis Run 10/31/2022 4:42 PM View: Descriptive
Plant McIntosh Client: Southern Company Data: McIntosh LF4 CCR

	GWA-13 (bg)	GWA-14 (bg)	GWA-15 (bg)	GWA-16 (bg)	GWA-2 (bg)
3/16/2021	<0.001	<0.001		<0.001	<0.001
3/17/2021			<0.001		
8/17/2021		<0.001		<0.001	<0.001
8/18/2021	<0.001				
8/19/2021			<0.001		
2/22/2022	<0.001	<0.001	<0.001	<0.001	<0.001
8/2/2022	<0.001	<0.001	<0.001	<0.001	<0.001

Time Series

Constituent: Silver (mg/L) Analysis Run 10/31/2022 4:42 PM View: Descriptive

Plant McIntosh Client: Southern Company Data: McIntosh LF4 CCR

	GWA-3 (bg)	GWA-4A (bg)	GWA-5 (bg)	GWC-1	GWC-10
8/25/2004	<0.001	<0.001	<0.001	<0.001	<0.001
9/11/2004	<0.001	<0.001	<0.001	<0.001	<0.001
9/26/2004	<0.001	<0.001	<0.001	<0.001	<0.001
10/13/2004	<0.001	<0.001	<0.001		<0.001
7/11/2005	<0.001	<0.001	<0.001	<0.001	<0.001
12/7/2005	<0.001	<0.001	<0.001	<0.001	<0.001
6/22/2006	<0.001	<0.001	<0.001	<0.001	<0.001
11/28/2006	<0.001	<0.001	<0.001	<0.001	<0.001
7/6/2007	<0.001	<0.001	<0.001	<0.001	<0.001
12/13/2007	<0.001	<0.001	<0.001	<0.001	<0.001
6/20/2008	<0.001	<0.001	<0.001	<0.001	<0.001
12/7/2008	<0.001	<0.001	<0.001	<0.001	<0.001
7/9/2009	<0.001	<0.001	<0.001	<0.001	
7/10/2009					<0.001
12/28/2009	<0.001			<0.001	
12/29/2009			<0.001		<0.001
12/30/2009		<0.001			
6/22/2010	<0.001	<0.001	<0.001	<0.001	<0.001
1/4/2011		<0.001	<0.001	<0.001	<0.001
1/5/2011	<0.001				
7/9/2011	<0.001		<0.001	<0.001	
7/10/2011		<0.001			<0.001
1/20/2012	<0.001				
1/21/2012		<0.001	<0.001	<0.001	<0.001
7/11/2012	<0.001	<0.001	<0.001	<0.001	<0.001
1/19/2013	<0.001		<0.001		
1/20/2013		<0.001		<0.001	<0.001
7/18/2013	<0.001		<0.001		
7/19/2013		<0.001		<0.001	<0.001
1/15/2014	<0.001		<0.001	<0.001	
1/16/2014		<0.001			<0.001
7/10/2014		<0.001	<0.001		<0.001
7/11/2014	<0.001			<0.001	
1/15/2015	<0.001		<0.001		
1/16/2015		<0.001		<0.001	<0.001
6/19/2015	<0.001		<0.001		
6/20/2015		<0.001		<0.001	<0.001
1/14/2016		<0.001	<0.001		
1/16/2016	<0.001			<0.001	<0.001
6/14/2016	<0.001	<0.001	<0.001		
6/15/2016				<0.001	
6/16/2016					<0.001
1/10/2017	<0.001	<0.001			
1/11/2017			<0.001		
1/12/2017				<0.001	<0.001
7/18/2017	<0.001	<0.001	<0.001		
7/19/2017				<0.001	
7/24/2017					<0.001
1/10/2018	<0.001	<0.001	<0.001		
1/11/2018				<0.001	<0.001
7/11/2018	<0.001	<0.001	<0.001		
7/12/2018				<0.001	<0.001

Time Series

Constituent: Silver (mg/L) Analysis Run 10/31/2022 4:42 PM View: Descriptive
Plant McIntosh Client: Southern Company Data: McIntosh LF4 CCR

	GWA-3 (bg)	GWA-4A (bg)	GWA-5 (bg)	GWC-1	GWC-10
1/29/2019	<0.001	<0.001	<0.001		
1/30/2019				<0.001	<0.001
3/26/2019		<0.001	<0.001		
3/27/2019	<0.001			<0.001	<0.001
9/10/2019		<0.001	<0.001		
9/11/2019	<0.001			<0.001	<0.001
3/31/2020		<0.001	<0.001		
4/1/2020	<0.001			<0.001	<0.001
9/15/2020	<0.001		<0.001	<0.001	<0.001
9/16/2020		<0.001			
3/16/2021	<0.001			<0.001	<0.001
3/17/2021		<0.001	<0.001		
8/17/2021	<0.001				
8/18/2021				<0.001	<0.001
8/19/2021		<0.001	<0.001		
2/22/2022	<0.001		<0.001		
2/23/2022		<0.001		<0.001	<0.001
8/2/2022	<0.001		<0.001		
8/3/2022		<0.001		<0.001	<0.001

Time Series

Constituent: Silver (mg/L) Analysis Run 10/31/2022 4:42 PM View: Descriptive

Plant McIntosh Client: Southern Company Data: McIntosh LF4 CCR

	GWC-11	GWC-12	GWC-17 (bg)	GWC-18 (bg)	GWC-19
8/25/2004	<0.001	<0.001			
9/11/2004	<0.001	<0.001			
9/26/2004	<0.001	<0.001			
10/13/2004	<0.001	<0.001			
7/11/2005	<0.001	<0.001			
12/7/2005	<0.001	<0.001			
6/22/2006	<0.001	<0.001			
11/28/2006	<0.001	<0.001			
7/6/2007	<0.001	<0.001			
12/13/2007	<0.001	<0.001			
6/20/2008	<0.001	<0.001			
12/7/2008	<0.001	<0.001			
7/10/2009	<0.001	<0.001			
12/28/2009		<0.001			
12/29/2009	<0.001				
6/22/2010	<0.001	<0.001			
1/4/2011		<0.001			
1/5/2011	<0.001				
7/9/2011	<0.001	<0.001			
1/20/2012		<0.001			
1/21/2012	<0.001				
7/11/2012	<0.001	<0.001			
1/19/2013	<0.001	<0.001			
7/18/2013		<0.001			
7/19/2013	<0.001				
1/15/2014	<0.001	<0.001			
7/11/2014	0.00061 (J)	<0.001			
1/15/2015		<0.001			
1/16/2015	<0.001				
6/19/2015		<0.001			
6/20/2015	<0.001				
12/8/2015			<0.001	<0.001	<0.001
12/14/2015			<0.001	<0.001	
12/15/2015					<0.001
12/28/2015			<0.001	<0.001	<0.001
1/13/2016			<0.001		
1/14/2016	<0.001			<0.001	<0.001
1/16/2016		<0.001			
1/26/2016			<0.001	<0.001	<0.001
6/15/2016	<0.001	<0.001	<0.001		
6/16/2016				<0.001	<0.001
1/11/2017			<0.001	<0.001	
1/12/2017	<0.001	<0.001			
1/16/2017					<0.001
7/19/2017			<0.001		
7/20/2017		<0.001			
7/24/2017	<0.001				
7/25/2017				<0.001	<0.001
1/11/2018	<0.001	<0.001	<0.001		
1/12/2018				<0.001	<0.001
7/11/2018			<0.001	<0.001	<0.001
7/12/2018	<0.001	<0.001			

Time Series

Constituent: Silver (mg/L) Analysis Run 10/31/2022 4:42 PM View: Descriptive
Plant McIntosh Client: Southern Company Data: McIntosh LF4 CCR

	GWC-11	GWC-12	GWC-17 (bg)	GWC-18 (bg)	GWC-19
1/29/2019			<0.001		<0.001
1/30/2019	<0.001	<0.001		<0.001	
3/27/2019	<0.001	<0.001	<0.001	<0.001	<0.001
9/11/2019	<0.001	<0.001	<0.001	<0.001	<0.001
4/1/2020		<0.001	<0.001	<0.001	<0.001
4/2/2020	<0.001				
9/15/2020	<0.001		<0.001	<0.001	
9/16/2020		<0.001			<0.001
3/16/2021		<0.001	<0.001		<0.001
3/17/2021	<0.001			<0.001	
8/18/2021	<0.001	<0.001			
8/19/2021			<0.001	<0.001	<0.001
2/22/2022			<0.001		
2/23/2022	<0.001	<0.001		<0.001	<0.001
8/2/2022	<0.001		<0.001	<0.001	
8/3/2022		<0.001			<0.001

Time Series

Constituent: Silver (mg/L) Analysis Run 10/31/2022 4:42 PM View: Descriptive

Plant McIntosh Client: Southern Company Data: McIntosh LF4 CCR

	GWC-20	GWC-21	GWC-23	GWC-9
8/25/2004				<0.001
9/11/2004				<0.001
9/26/2004				<0.001
10/13/2004				<0.001
7/11/2005				<0.001
12/7/2005				<0.001
6/22/2006				<0.001
11/28/2006				<0.001
7/6/2007				<0.001
12/13/2007				<0.001
6/20/2008				<0.001
12/7/2008				<0.001
7/9/2009				<0.001
12/29/2009				<0.001
6/22/2010				<0.001
1/5/2011				<0.001
7/9/2011				<0.001
1/21/2012				<0.001
7/11/2012				<0.001
1/19/2013				<0.001
7/18/2013				<0.001
1/15/2014				<0.001
7/10/2014				<0.001
1/16/2015				<0.001
6/20/2015				<0.001
12/9/2015	<0.001	<0.001		
12/14/2015	<0.001	<0.001		
12/29/2015	<0.001	<0.001		
1/14/2016	<0.001	<0.001		<0.001
1/25/2016	<0.001	<0.001		
6/15/2016				<0.001
6/16/2016	<0.001	<0.001	<0.001	
1/12/2017		<0.001		
1/13/2017	<0.001			<0.001
1/17/2017			<0.001	
7/24/2017				<0.001
7/25/2017	<0.001	<0.001	<0.001	
1/11/2018		<0.001		
1/12/2018	<0.001		<0.001	<0.001
7/11/2018	<0.001	<0.001		
7/12/2018			<0.001	<0.001
1/29/2019	<0.001			
1/30/2019		<0.001	<0.001	<0.001
3/27/2019	<0.001	<0.001	<0.001	<0.001
9/11/2019	<0.001	<0.001	<0.001	<0.001
4/1/2020	<0.001	<0.001	<0.001	<0.001
9/15/2020	<0.001	<0.001	<0.001	
9/16/2020				<0.001
3/16/2021	<0.001			
3/17/2021		<0.001	<0.001	<0.001
8/19/2021	<0.001	<0.001	<0.001	<0.001
2/22/2022	<0.001			

Time Series

Constituent: Silver (mg/L) Analysis Run 10/31/2022 4:42 PM View: Descriptive
Plant McIntosh Client: Southern Company Data: McIntosh LF4 CCR

	GWC-20	GWC-21	GWC-23	GWC-9
2/23/2022		<0.001	<0.001	<0.001
8/3/2022	<0.001			<0.001
8/4/2022		<0.001	<0.001	

Time Series

Constituent: Sulfate (mg/L) Analysis Run 10/31/2022 4:42 PM View: Descriptive

Plant McIntosh Client: Southern Company Data: McIntosh LF4 CCR

	GWA-13 (bg)	GWA-14 (bg)	GWA-15 (bg)	GWA-16 (bg)	GWA-2 (bg)
4/19/2016					1.27
4/20/2016	0.496 (J)	5.85		0.53 (J)	
4/21/2016			0.503 (J)		
6/14/2016	0.62 (J)	4.6			1.7
6/15/2016			0.62 (J)	0.67 (J)	
8/9/2016	<1	2.7	<1	<1	<1
9/26/2016					<1
9/27/2016	<1	2	<1	<1	
11/15/2016	<1	1.5	<1	<1	<1
1/10/2017					0.83 (J)
1/11/2017		1.4	<1	<1	
1/12/2017	<1				
2/28/2017	<1	1.1	<1		0.99 (J)
3/1/2017				<1	
4/19/2017					0.97 (J)
4/20/2017	<1	0.82 (J)	<1	<1	
10/10/2017					<1
10/11/2017	<1	<1	<1	<1	
1/10/2018	<1				<1
1/11/2018		<1	<1	<1	
7/11/2018	<1	<1	<1	<1	<1
1/29/2019	1.2	0.52 (J)	0.43 (J)	<1	0.64 (J)
3/26/2019	0.63	0.92	0.79	0.9	
3/27/2019					<1
9/10/2019	0.93 (J)	0.83 (J)		0.83 (J)	
9/11/2019			1.2		0.76 (J)
3/31/2020	1.4				
4/1/2020		0.67 (J)	0.49 (J)	0.73 (J)	0.95 (J)
9/15/2020	0.38 (J)	1.1	0.44 (J)	0.44 (J)	<1
3/16/2021	<1	<1		<1	<1
3/17/2021			<1		
8/17/2021		<1		<1	<1
8/18/2021	<1				
8/19/2021			0.8 (J)		
2/22/2022	<1	<1	<1	<1	<1
8/2/2022	<1	<1	<1	<1	<1

Time Series

Constituent: Sulfate (mg/L) Analysis Run 10/31/2022 4:42 PM View: Descriptive

Plant McIntosh Client: Southern Company Data: McIntosh LF4 CCR

	GWA-3 (bg)	GWA-4A (bg)	GWA-5 (bg)	GWC-1	GWC-10
4/19/2016	1.03				
4/20/2016		7.31	0.367 (J)	1.79	
4/21/2016					1.93
6/14/2016	0.88 (J)	8.6	0.48 (J)		
6/15/2016				2	
6/16/2016					2.3
8/9/2016	<1		<1		
8/10/2016				0.96 (J)	2.9
8/11/2016		3.7			
9/27/2016	0.9 (J)	4.6	<1	0.75 (J)	3.2
11/14/2016	<1	7.4			
11/15/2016			<1	0.97 (J)	3.5
1/10/2017	1.2	4.7			
1/11/2017			<1		
1/12/2017				1.7	4.2
2/28/2017	1.1	4.1	<1		
3/1/2017				2	3.5
4/19/2017	<1				
4/20/2017		5.9	<1	1.3	
4/24/2017					3.5
10/10/2017		7.3			
10/11/2017	<1		<1	1.3	
10/12/2017					2.7
1/10/2018	1.1	7.6	<1		
1/11/2018				1.6	2.6
7/11/2018	<1	14	<1		
7/12/2018				1.1	5
1/29/2019	<1	8.7	<1		
1/30/2019				2.1	5
3/26/2019		11	0.68		
3/27/2019	0.7			1.6	4.3
9/10/2019		9.8	0.77 (J)		
9/11/2019	1			1.3	5.2
3/31/2020		6.2	0.76 (J)		
4/1/2020	1.1			2	2.2
9/15/2020	0.47 (J)		<1	1.6	3.6
9/16/2020		4.1			
3/16/2021	<1			1.6	2.4
3/17/2021		3.5	<1		
8/17/2021	<1				
8/18/2021				1.2	3
8/19/2021		5.4	<1		
2/22/2022	<1		<1		
2/23/2022		2.7		1.6	3.4
8/2/2022	0.4 (J)		<1		
8/3/2022		2		0.45 (J)	1.6

Time Series

Constituent: Sulfate (mg/L) Analysis Run 10/31/2022 4:42 PM View: Descriptive

Plant McIntosh Client: Southern Company Data: McIntosh LF4 CCR

	GWC-11	GWC-12	GWC-17 (bg)	GWC-18 (bg)	GWC-19
4/19/2016				4.84	2.21
4/20/2016	4.37	0.601 (J)	2.93		
6/15/2016	5.7	0.8 (J)	1.8		
6/16/2016				9 (O)	2.5
8/9/2016			1.6		
8/10/2016	4.5	<1			2.7
8/11/2016				5	
9/27/2016	4.4	<1	1.5		
9/28/2016				5.1	2.5
11/15/2016	4.4	<1	1.3		2.2
11/16/2016				4.9	
1/11/2017			1.1	5.2	
1/12/2017	4.6	<1			
1/16/2017					2.1
3/1/2017	4.5	<1	1.3	4.6	1.9
4/20/2017		<1	0.77 (J)		
4/24/2017	4				
4/25/2017				4.6	1.6
10/11/2017	4.5		<1		
10/12/2017		<1		4	1.7
12/13/2017				4	
1/11/2018	3.5	<1	<1		
1/12/2018				4.5	1.5
7/11/2018			<1	5	1.4
7/12/2018	5.9	<1			
1/29/2019			<1		1.4
1/30/2019	4.3	0.65 (J)		5.8	
3/27/2019	5.4	0.67	<1	4.8	1.6
9/11/2019	3.8	1	0.85 (J)	4.5	1.8
4/1/2020		0.91 (J)	<1	4.1	2.1
4/2/2020	3.4				
9/15/2020	5		<1	2.7	
9/16/2020		0.53 (J)			1.6
3/16/2021		<1	<1		1.9
3/17/2021	5.6			3.5	
8/18/2021	4.1	<1			
8/19/2021			<1	3.5	2.5
2/22/2022			<1		
2/23/2022	2.9	1.1		4.5	3.1
8/2/2022	2.7		<1	1.8	
8/3/2022		<1			1.7

Time Series

Constituent: Sulfate (mg/L) Analysis Run 10/31/2022 4:42 PM View: Descriptive

Plant McIntosh Client: Southern Company Data: McIntosh LF4 CCR

	GWC-20	GWC-21	GWC-23	GWC-9
4/19/2016				3.84
4/21/2016	5.25	1.99		
6/15/2016				3.8
6/16/2016	3.9	1.6	9.2 (o)	
8/10/2016	2.8	1.1	3.1	1.6
9/27/2016	2.6	1.1		0.91 (J)
9/28/2016			3.1	
11/15/2016	1.9	1		<1
11/16/2016			3.2	
1/12/2017		1.2		
1/13/2017	1.8			<1
1/17/2017			2.6	
3/1/2017	1.7	1.2		1.5
3/2/2017			3.3	
4/24/2017		0.95 (J)		1.2
4/25/2017	1.3		2.4	
7/13/2017			2.1	
10/12/2017	1.1	0.72 (J)	2.1	2.3
1/11/2018		<1		
1/12/2018	0.86 (J)		1.9	<1
7/11/2018	0.9 (J)	<1		
7/12/2018			2	<1
1/29/2019	1.3			
1/30/2019		0.72 (J)	2.4	0.58 (J)
3/27/2019	1.7	0.92	2.8	1.2
9/11/2019	0.97 (J)	0.94 (J)	2.5	0.92 (J)
4/1/2020	1.6	0.81 (J)	2	4.1
9/15/2020	0.67 (J)	0.56 (J)	1.9	
9/16/2020				<1
3/16/2021	0.98 (J)			
3/17/2021		<1	1.8	<1
8/19/2021	1.3	0.79 (J)	1.9	<1
2/22/2022	1.4			
2/23/2022		1	2.4	<1
8/3/2022	<1			<1
8/4/2022		<1	1.8	

Time Series

Constituent: Thallium (mg/L) Analysis Run 10/31/2022 4:42 PM View: Descriptive

Plant McIntosh Client: Southern Company Data: McIntosh LF4 CCR

	GWA-13 (bg)	GWA-14 (bg)	GWA-15 (bg)	GWA-16 (bg)	GWA-2 (bg)
8/25/2004					<0.001
9/11/2004					<0.001
9/26/2004					<0.001
10/13/2004					<0.001
7/11/2005					<0.001
12/7/2005					<0.001
6/22/2006					<0.001
11/28/2006					<0.001
7/6/2007					<0.001
12/13/2007					<0.001
6/20/2008					<0.001
12/7/2008					<0.001
7/9/2009					<0.001
12/28/2009					<0.001
6/22/2010					<0.001
1/4/2011					<0.001
7/9/2011					<0.001
1/21/2012					<0.001
7/11/2012					<0.001
1/20/2013					<0.001
7/19/2013					<0.001
1/15/2014					<0.001
6/20/2015					<0.001
12/7/2015	<0.001	<0.001	<0.001	<0.001	
12/14/2015				<0.001	
12/15/2015	<0.001	<0.001	<0.001		
12/28/2015			<0.001	<0.001	
12/29/2015	0.0001 (J)	<0.001			
1/13/2016	6E-05 (J)	7.9E-05 (J)	<0.001	<0.001	
1/16/2016					<0.001
1/25/2016	<0.001	<0.001	<0.001	<0.001	
4/19/2016					<0.001
4/20/2016	<0.001	<0.001		<0.001	
4/21/2016			<0.001		
6/14/2016	<0.001	<0.001			<0.001
6/15/2016			<0.001	<0.001	
8/9/2016	<0.001	<0.001	<0.001	<0.001	<0.001
9/26/2016					<0.001
9/27/2016	<0.001	<0.001	<0.001	<0.001	
11/15/2016	<0.001	<0.001	<0.001	<0.001	<0.001
1/10/2017					<0.001
1/11/2017		<0.001	<0.001	<0.001	
1/12/2017	<0.001				
2/28/2017	<0.001	<0.001	<0.001		<0.001
3/1/2017				<0.001	
4/19/2017					<0.001
4/20/2017	<0.001	<0.001	<0.001	<0.001	
7/17/2017					<0.001
7/18/2017	<0.001				
7/19/2017		<0.001	<0.001	<0.001	
1/10/2018	<0.001				<0.001
1/11/2018		<0.001	<0.001	<0.001	

Time Series

Constituent: Thallium (mg/L) Analysis Run 10/31/2022 4:42 PM View: Descriptive
Plant McIntosh Client: Southern Company Data: McIntosh LF4 CCR

	GWA-13 (bg)	GWA-14 (bg)	GWA-15 (bg)	GWA-16 (bg)	GWA-2 (bg)
7/11/2018	<0.001	<0.001	<0.001	<0.001	<0.001
1/29/2019	<0.001	<0.001	<0.001	<0.001	<0.001
3/26/2019	<0.001	<0.001	<0.001	<0.001	
3/27/2019					<0.001
9/10/2019	0.00057 (J)	0.00021 (J)		0.0002 (J)	
9/11/2019			<0.001		<0.001
3/31/2020	<0.001				
4/1/2020		0.00018 (J)	<0.001	<0.001	0.00017 (J)
9/15/2020	<0.001	<0.001	<0.001	<0.001	0.00029 (J)
3/16/2021	<0.001	<0.001		<0.001	<0.001
3/17/2021			<0.001		
8/17/2021		0.0006 (J)		0.00025 (J)	0.00062 (J)
8/18/2021	0.00016 (J)				
8/19/2021			<0.001		
2/22/2022	<0.001	<0.001	<0.001	<0.001	<0.001
8/2/2022	<0.001	<0.001	<0.001	<0.001	<0.001

Time Series

Constituent: Thallium (mg/L) Analysis Run 10/31/2022 4:42 PM View: Descriptive

Plant McIntosh Client: Southern Company Data: McIntosh LF4 CCR

	GWA-3 (bg)	GWA-4A (bg)	GWA-5 (bg)	GWC-1	GWC-10
8/25/2004	<0.001	<0.001	<0.001	<0.001	<0.001
9/11/2004	<0.001	<0.001	<0.001	<0.001	<0.001
9/26/2004	<0.001	<0.001	<0.001	<0.001	<0.001
10/13/2004	<0.001	<0.001	<0.001	<0.001	<0.001
7/11/2005	<0.001	<0.001	<0.001	<0.001	<0.001
12/7/2005	<0.001	<0.001	<0.001	<0.001	<0.001
6/22/2006	<0.001	<0.001	<0.001	<0.001	<0.001
11/28/2006	<0.001	<0.001	<0.001	<0.001	<0.001
7/6/2007	<0.001	<0.001	<0.001	<0.001	<0.001
12/13/2007	<0.001	<0.001	<0.001	<0.001	<0.001
6/20/2008	<0.001	<0.001	<0.001	<0.001	<0.001
12/7/2008	<0.001	<0.001	<0.001	<0.001	<0.001
7/9/2009	<0.001	<0.001	<0.001	<0.001	
7/10/2009					<0.001
12/28/2009	<0.001			<0.001	
12/29/2009			<0.001		<0.001
12/30/2009		<0.001			
6/22/2010	<0.001	<0.001	<0.001	<0.001	<0.001
1/4/2011	<0.001	<0.001	<0.001	<0.001	<0.001
7/9/2011	<0.001	<0.001	<0.001	<0.001	<0.001
1/20/2012	<0.001				
1/21/2012		<0.001	<0.001	<0.001	<0.001
7/11/2012	<0.001	<0.001	<0.001	<0.001	<0.001
1/19/2013	<0.001		<0.001		
1/20/2013		<0.001		<0.001	<0.001
7/18/2013	<0.001		<0.001		<0.001
7/19/2013		<0.001		<0.001	
1/15/2014	<0.001		<0.001	<0.001	
1/16/2014		<0.001			<0.001
6/19/2015	<0.001		<0.001		
6/20/2015		<0.001		<0.001	<0.001
1/14/2016		<0.001	<0.001		
1/16/2016	<0.001			<0.001	<0.001
4/19/2016	<0.001				
4/20/2016		<0.001	<0.001	<0.001	
4/21/2016					<0.001
6/14/2016	<0.001	3.6E-05 (J)	<0.001		
6/15/2016				<0.001	
6/16/2016					<0.001
8/9/2016	<0.001		<0.001		
8/10/2016				<0.001	<0.001
8/11/2016		<0.001			
9/27/2016	<0.001	<0.001	<0.001	<0.001	<0.001
11/14/2016	<0.001	<0.001			
11/15/2016			<0.001	<0.001	<0.001
1/10/2017	<0.001	<0.001			
1/11/2017			<0.001		
1/12/2017				<0.001	<0.001
1/19/2017			<0.001		
1/23/2017				<0.001	
1/24/2017			0.00072		
2/28/2017	<0.001	<0.001	<0.001		

Time Series

Constituent: Thallium (mg/L) Analysis Run 10/31/2022 4:42 PM View: Descriptive
Plant McIntosh Client: Southern Company Data: McIntosh LF4 CCR

	GWA-3 (bg)	GWA-4A (bg)	GWA-5 (bg)	GWC-1	GWC-10
3/1/2017				<0.001	<0.001
4/19/2017	<0.001				
4/20/2017		<0.001	<0.001	<0.001	
4/24/2017					<0.001
7/18/2017	<0.001	<0.001	<0.001		
7/19/2017				<0.001	
7/24/2017					<0.001
1/10/2018	<0.001	<0.001	<0.001		
1/11/2018				<0.001	<0.001
7/11/2018	<0.001	<0.001	<0.001		
7/12/2018				<0.001	<0.001
1/29/2019	<0.001	<0.001	<0.001		
1/30/2019				<0.001	<0.001
3/26/2019		<0.001	<0.001		
3/27/2019	<0.001			<0.001	<0.001
9/10/2019		0.00033 (J)	<0.001		
9/11/2019	<0.001			<0.001	0.0002 (J)
3/31/2020		<0.001	<0.001		
4/1/2020	<0.001			<0.001	0.00031 (J)
9/15/2020	0.00017 (J)		<0.001	<0.001	<0.001
9/16/2020		<0.001			
3/16/2021	<0.001			<0.001	0.00037 (J)
3/17/2021		<0.001	<0.001		
8/17/2021	0.00015 (J)				
8/18/2021				<0.001	<0.001
8/19/2021		<0.001	<0.001		
2/22/2022	<0.001		<0.001		
2/23/2022		<0.001		<0.001	<0.001
8/2/2022	<0.001		<0.001		
8/3/2022		<0.001		<0.001	<0.001

Time Series

Constituent: Thallium (mg/L) Analysis Run 10/31/2022 4:42 PM View: Descriptive

Plant McIntosh Client: Southern Company Data: McIntosh LF4 CCR

	GWC-11	GWC-12	GWC-17 (bg)	GWC-18 (bg)	GWC-19
8/25/2004	<0.001	<0.001			
9/11/2004	<0.001	<0.001			
9/26/2004	<0.001	<0.001			
10/13/2004	<0.001	<0.001			
7/11/2005	<0.001	<0.001			
12/7/2005	<0.001	<0.001			
6/22/2006	<0.001	<0.001			
11/28/2006	<0.001	<0.001			
7/6/2007	<0.001	<0.001			
12/13/2007	<0.001	<0.001			
6/20/2008	<0.001	<0.001			
12/7/2008	<0.001	<0.001			
7/10/2009	<0.001	<0.001			
12/28/2009		<0.001			
12/29/2009	<0.001				
6/22/2010	<0.001	<0.001			
1/4/2011		<0.001			
1/5/2011	<0.001				
7/9/2011	<0.001	<0.001			
1/20/2012		<0.001			
1/21/2012	<0.001				
7/11/2012	<0.001	<0.001			
1/19/2013	<0.001	<0.001			
7/18/2013		<0.001			
7/19/2013	<0.001				
1/15/2014	<0.001	<0.001			
6/19/2015		<0.001			
6/20/2015	<0.001				
12/8/2015			0.0001 (J)	0.0001 (J)	<0.001
12/14/2015			9E-05 (J)	0.0001 (J)	
12/15/2015					<0.001
12/28/2015			9E-05 (J)	0.0001 (J)	<0.001
1/13/2016			0.0001 (J)		
1/14/2016	6.1E-05 (J)			0.000137 (J)	7.9E-05 (J)
1/16/2016		<0.001			
1/26/2016			9.5E-05 (J)	0.000142 (J)	<0.001
4/19/2016				<0.001	<0.001
4/20/2016	<0.001	<0.001	<0.001		
6/15/2016	<0.001	<0.001	3.8E-05 (J)		
6/16/2016				0.00013 (J)	<0.001
8/9/2016			<0.001		
8/10/2016	<0.001	<0.001			<0.001
8/11/2016				0.00011 (J)	
9/27/2016	<0.001	<0.001	<0.001		
9/28/2016				0.00012 (J)	<0.001
11/15/2016	<0.001	<0.001	<0.001		<0.001
11/16/2016				<0.001	
1/11/2017			<0.001	9.5E-05 (J)	
1/12/2017	<0.001	<0.001			
1/16/2017					<0.001
3/1/2017	<0.001	<0.001	<0.001	0.00011 (J)	<0.001
4/20/2017		<0.001	<0.001		

Time Series

Constituent: Thallium (mg/L) Analysis Run 10/31/2022 4:42 PM View: Descriptive
 Plant McIntosh Client: Southern Company Data: McIntosh LF4 CCR

	GWC-11	GWC-12	GWC-17 (bg)	GWC-18 (bg)	GWC-19
4/24/2017	<0.001				
4/25/2017				0.00012 (J)	<0.001
7/19/2017			<0.001		
7/20/2017		<0.001			
7/24/2017	<0.001				
7/25/2017				0.00011 (J)	<0.001
1/11/2018	<0.001	<0.001	<0.001		
1/12/2018				0.00011 (J)	<0.001
7/11/2018			<0.001	9.5E-05 (J)	<0.001
7/12/2018	<0.001	<0.001			
1/29/2019			<0.001		<0.001
1/30/2019	<0.001	<0.001		0.00012 (J)	
3/27/2019	<0.001	<0.001	<0.001	<0.001	<0.001
9/11/2019	<0.001	0.00017 (J)	<0.001	0.00018 (J)	0.00019 (J)
4/1/2020		<0.001	<0.001	<0.001	<0.001
4/2/2020	0.00028 (J)				
9/15/2020	<0.001		<0.001	<0.001	
9/16/2020		<0.001			0.00026 (J)
3/16/2021		0.00022 (J)	<0.001		<0.001
3/17/2021	0.00047 (J)			0.00016 (J)	
8/18/2021	<0.001	<0.001			
8/19/2021			<0.001	<0.001	<0.001
2/22/2022			<0.001		
2/23/2022	<0.001	<0.001		<0.001	<0.001
8/2/2022	<0.001		<0.001	<0.001	
8/3/2022		<0.001			<0.001

Time Series

Constituent: Thallium (mg/L) Analysis Run 10/31/2022 4:42 PM View: Descriptive

Plant McIntosh Client: Southern Company Data: McIntosh LF4 CCR

	GWC-20	GWC-21	GWC-23	GWC-9
8/25/2004				<0.001
9/11/2004				<0.001
9/26/2004				<0.001
10/13/2004				<0.001
7/11/2005				<0.001
12/7/2005				<0.001
6/22/2006				<0.001
11/28/2006				<0.001
7/6/2007				<0.001
12/13/2007				<0.001
6/20/2008				<0.001
12/7/2008				<0.001
7/9/2009				<0.001
12/29/2009				<0.001
6/22/2010				<0.001
1/5/2011				<0.001
7/9/2011				<0.001
1/21/2012				<0.001
7/11/2012				<0.001
1/19/2013				<0.001
7/18/2013				<0.001
1/15/2014				<0.001
6/20/2015				<0.001
12/9/2015	0.0001 (J)	<0.001		
12/14/2015	9E-05 (J)	<0.001		
12/29/2015	0.0001 (J)	<0.001		
1/14/2016	0.000118 (J)	<0.001		<0.001
1/25/2016	0.000102 (J)	<0.001		
4/19/2016				<0.001
4/21/2016	<0.001	<0.001		
6/15/2016				<0.001
6/16/2016	5.2E-05 (J)	2.7E-05 (J)	<0.001	
8/10/2016	<0.001	<0.001	<0.001	<0.001
9/27/2016	<0.001	0.00016 (J)		<0.001
9/28/2016			<0.001	
11/15/2016	<0.001	<0.001		<0.001
11/16/2016			<0.001	
1/12/2017		<0.001		
1/13/2017	<0.001			<0.001
1/17/2017			<0.001	
3/1/2017	<0.001	<0.001		<0.001
3/2/2017			<0.001	
4/24/2017		<0.001		<0.001
4/25/2017	<0.001		<0.001	
7/13/2017			<0.001	
7/24/2017				<0.001
7/25/2017	<0.001	<0.001	9E-05 (J)	
1/11/2018		<0.001		
1/12/2018	<0.001		0.00011 (J)	<0.001
7/11/2018	<0.001	<0.001		
7/12/2018			0.0001 (J)	<0.001
1/29/2019	<0.001			

Time Series

Constituent: Thallium (mg/L) Analysis Run 10/31/2022 4:42 PM View: Descriptive
Plant McIntosh Client: Southern Company Data: McIntosh LF4 CCR

	GWC-20	GWC-21	GWC-23	GWC-9
1/30/2019		<0.001	0.00016 (J)	<0.001
3/27/2019	<0.001	<0.001	0.00011	<0.001
9/11/2019	0.00034 (J)	0.00041 (J)	0.00034 (J)	0.00023 (J)
4/1/2020	<0.001	<0.001	<0.001	<0.001
9/15/2020	<0.001	<0.001	<0.001	
9/16/2020				<0.001
3/16/2021	<0.001			
3/17/2021		<0.001	<0.001	<0.001
8/19/2021	<0.001	<0.001	<0.001	<0.001
2/22/2022	<0.001			
2/23/2022		<0.001	<0.001	<0.001
8/3/2022	<0.001			<0.001
8/4/2022		<0.001	<0.001	

Time Series

Constituent: T Total Dissolved Solids (mg/L) Analysis Run 10/31/2022 4:42 PM View: Descriptive
 Plant McIntosh Client: Southern Company Data: McIntosh LF4 CCR

	GWA-13 (bg)	GWA-14 (bg)	GWA-15 (bg)	GWA-16 (bg)	GWA-2 (bg)
4/19/2016					<10
4/20/2016	<10	<10		<10	
4/21/2016			<10		
6/14/2016	47	65			55
6/15/2016			58	67	
8/9/2016	10	24	6	4 (J)	6
9/26/2016					24
9/27/2016	16	14	16	18	
11/15/2016	4 (J)	18	18	26	38
1/10/2017					18
1/11/2017		6	8	<10	
1/12/2017	26				
2/28/2017	6	14	4 (J)		12
3/1/2017				6	
4/19/2017					14
4/20/2017	<10	<10	10	<10	
10/10/2017					10
10/11/2017	32	22	26	24	
1/10/2018	10				6
1/11/2018		36	56	6	
7/11/2018	28 (J)	20 (J)	<5 (J)	24 (J)	16 (J)
1/29/2019	24	22	23	26	36
3/26/2019	<10	17	17	27	
3/27/2019					36
9/10/2019	21	16		13	
9/11/2019			15		28
3/31/2020	17				
4/1/2020		<10	21	15	32
9/15/2020	17	17	13	14	22
3/16/2021	23	17		20	24
3/17/2021			29		
8/17/2021		19		19	48
8/18/2021	21				
8/19/2021			21		
2/22/2022	17	16	22	17	27
8/2/2022	<10	13	11	<10	12

Time Series

Constituent: T Total Dissolved Solids (mg/L) Analysis Run 10/31/2022 4:42 PM View: Descriptive

Plant McIntosh Client: Southern Company Data: McIntosh LF4 CCR

	GWA-3 (bg)	GWA-4A (bg)	GWA-5 (bg)	GWC-1	GWC-10
4/19/2016	<10				
4/20/2016		<10	<10	<10	
4/21/2016					49
6/14/2016	46	67	62		
6/15/2016				52	
6/16/2016					109
8/9/2016	18		6		
8/10/2016				10	58
8/11/2016		<10			
9/27/2016	30	28	10	30	100
11/14/2016	26	48			
11/15/2016			32	32	94
1/10/2017	18	22			
1/11/2017			12		
1/12/2017				52	110
2/28/2017	22	32	<10		
3/1/2017				44	110
4/19/2017	14				
4/20/2017		20	34	20	
4/24/2017					32
10/10/2017		24			
10/11/2017	30		40	54	
10/12/2017					74
12/12/2017					150
1/10/2018	28	42	48		
1/11/2018				100	150
7/11/2018	12 (J)	<5 (J)	22 (J)		
7/12/2018				24 (J)	140 (J)
1/29/2019	27	26	34		
1/30/2019				55 (J)	160 (J)
3/26/2019		39	21		
3/27/2019	35			26	130
9/10/2019		36	13		
9/11/2019	15			49	130
3/31/2020		27	28		
4/1/2020	20			39	130
9/15/2020	<10		23	25	140
9/16/2020		21			
3/16/2021	25			29	130
3/17/2021		36	31		
8/17/2021	21				
8/18/2021				33	140
8/19/2021		26	20		
2/22/2022	16		21		
2/23/2022		21		31	130
8/2/2022	11		11		
8/3/2022		20		33	130

Time Series

Constituent: T Total Dissolved Solids (mg/L) Analysis Run 10/31/2022 4:42 PM View: Descriptive

Plant McIntosh Client: Southern Company Data: McIntosh LF4 CCR

	GWC-11	GWC-12	GWC-17 (bg)	GWC-18 (bg)	GWC-19
4/19/2016				106	34
4/20/2016	32	41	29		
6/15/2016	81	27	85		
6/16/2016				150	34
8/9/2016			<10		
8/10/2016	64	6			32
8/11/2016				78	
9/27/2016	60	16	6		
9/28/2016				43	13
11/15/2016	72	22	24		64
11/16/2016				140	
1/11/2017			20	64	
1/12/2017	84	44			
1/16/2017					12
3/1/2017	64	8	38	88	72
4/20/2017		<10	6		
4/24/2017	46				
4/25/2017				92	62
10/11/2017	88		48		
10/12/2017		12		54	38
12/13/2017	68				
1/11/2018	10	34	18		
1/12/2018				110	81
7/11/2018			22 (J)	16 (J)	38 (J)
7/12/2018	94 (J)	26 (J)			
1/29/2019			37		62
1/30/2019	89 (J)	22 (J)		100 (J)	
3/27/2019	79	24	38	79	61
9/11/2019	39	28	31	45	49
4/1/2020		20	27	73	52
4/2/2020	63				
9/15/2020	82		26	64	
9/16/2020		17			60
3/16/2021		19	25		65
3/17/2021	81			59	
8/18/2021	97	20			
8/19/2021			32	71	57
2/22/2022			27		
2/23/2022	70	16		54	41
8/2/2022	35		15	39	
8/3/2022		25			50

Time Series

Constituent: T Total Dissolved Solids (mg/L) Analysis Run 10/31/2022 4:42 PM View: Descriptive

Plant McIntosh Client: Southern Company Data: McIntosh LF4 CCR

	GWC-20	GWC-21	GWC-23	GWC-9
4/19/2016				49
4/21/2016	28	<10		
6/15/2016				84
6/16/2016	42	30	78	
8/10/2016	6	<10	88	44
9/27/2016	20	14		30
9/28/2016			35	
11/15/2016	82	58		32
11/16/2016			98	
1/12/2017		38		
1/13/2017	36			54
1/17/2017			36	
3/1/2017	40	32		34
3/2/2017			38	
4/24/2017		16		<10
4/25/2017	14		28	
7/13/2017			20	
10/12/2017	22	12	24	20
1/11/2018		20		
1/12/2018	56		43	48
7/11/2018	32 (J)	52 (J)		
7/12/2018			40	42 (J)
1/29/2019	27			
1/30/2019		43 (J)	38 (J)	42 (J)
3/27/2019	57	33	42	34
9/11/2019	45	23	24	43
4/1/2020	26	21	25	36
9/15/2020	34	24	27	
9/16/2020				<10
3/16/2021	37			
3/17/2021		24	24	40
8/19/2021	40	32	32	37
2/22/2022	33			
2/23/2022		26	23	30
8/3/2022	35			42
8/4/2022		26	33	

Time Series

Constituent: Vanadium (mg/L) Analysis Run 10/31/2022 4:42 PM View: Descriptive

Plant McIntosh Client: Southern Company Data: McIntosh LF4 CCR

	GWA-13 (bg)	GWA-14 (bg)	GWA-15 (bg)	GWA-16 (bg)	GWA-2 (bg)
8/25/2004					<0.001
9/11/2004					<0.001
9/26/2004					<0.001
10/13/2004					<0.001
7/11/2005					<0.001
12/7/2005					<0.001
6/22/2006					<0.001
11/28/2006					<0.001
7/6/2007					<0.001
12/13/2007					<0.001
6/20/2008					<0.001
12/7/2008					<0.001
7/9/2009					<0.001
12/28/2009					<0.001
6/22/2010					<0.001
1/4/2011					<0.001
7/9/2011					<0.001
1/21/2012					<0.001
7/11/2012					0.0051
1/20/2013					<0.001
7/19/2013					<0.001
1/15/2014					<0.001
7/11/2014					<0.001
1/16/2015					<0.001
6/20/2015					<0.001
12/7/2015	<0.001	<0.001	<0.001	<0.001	
12/14/2015				<0.001	
12/15/2015	<0.001	<0.001	<0.001		
12/28/2015			<0.001	<0.001	
12/29/2015	<0.001	<0.001			
1/13/2016	<0.001	<0.001	<0.001	<0.001	
1/16/2016					<0.001
1/25/2016	<0.001	<0.001	<0.001	<0.001	
6/14/2016	0.00055 (J)	0.00033 (J)			0.00044 (J)
6/15/2016			0.0003 (J)	0.00015 (J)	
1/10/2017					0.0014 (J)
1/11/2017		<0.001	0.0017 (J)	0.0015 (J)	
1/12/2017	0.0018 (J)				
7/17/2017					<0.001
7/18/2017	<0.001				
7/19/2017		<0.001	<0.001	<0.001	
1/10/2018	<0.001				<0.001
1/11/2018		<0.001	<0.001	<0.001	
7/11/2018	<0.001	<0.001	<0.001	<0.001	<0.001
1/29/2019	0.0018 (J)	<0.001	<0.001	<0.001	<0.001
3/26/2019	<0.001	<0.001	0.0041	0.0019	
3/27/2019					0.0019
9/10/2019	0.0027	0.002		0.0019	
9/11/2019			0.0016		0.0014
3/31/2020	<0.001				
4/1/2020		<0.001	<0.001	<0.001	<0.001
9/15/2020	<0.001	<0.001	<0.001	<0.001	<0.001

Time Series

Constituent: Vanadium (mg/L) Analysis Run 10/31/2022 4:42 PM View: Descriptive
Plant McIntosh Client: Southern Company Data: McIntosh LF4 CCR

	GWA-13 (bg)	GWA-14 (bg)	GWA-15 (bg)	GWA-16 (bg)	GWA-2 (bg)
3/16/2021	<0.001	<0.001		<0.001	<0.001
3/17/2021			<0.001		
8/17/2021		<0.001		<0.001	<0.001
8/18/2021	<0.001				
8/19/2021			<0.001		
2/22/2022	<0.001	<0.001	<0.001	<0.001	0.001
8/2/2022	<0.001	<0.001	<0.001	<0.001	<0.001

Time Series

Constituent: Vanadium (mg/L) Analysis Run 10/31/2022 4:42 PM View: Descriptive

Plant McIntosh Client: Southern Company Data: McIntosh LF4 CCR

	GWA-3 (bg)	GWA-4A (bg)	GWA-5 (bg)	GWC-1	GWC-10
8/25/2004	<0.001	<0.001	<0.001	<0.001	<0.001
9/11/2004	<0.001	<0.001	<0.001	<0.001	<0.001
9/26/2004	<0.001	<0.001	<0.001	<0.001	<0.001
10/13/2004	<0.001	<0.001	<0.001		<0.001
7/11/2005	<0.001	<0.001	<0.001	<0.001	<0.001
12/7/2005	<0.001	<0.001	<0.001	<0.001	<0.001
6/22/2006	<0.001	<0.001	<0.001	<0.001	<0.001
11/28/2006	<0.001	<0.001	<0.001	<0.001	<0.001
7/6/2007	0.0031	<0.001	<0.001	<0.001	<0.001
12/13/2007	<0.001	<0.001	<0.001	<0.001	<0.001
6/20/2008	0.005	0.0033	<0.001	<0.001	<0.001
12/7/2008	<0.001	<0.001	<0.001	<0.001	<0.001
7/9/2009	<0.001	<0.001	<0.001	<0.001	
7/10/2009					<0.001
12/28/2009	<0.001			<0.001	
12/29/2009			<0.001		<0.001
12/30/2009		<0.001			
6/22/2010	<0.001	<0.001	<0.001	<0.001	<0.001
1/4/2011		<0.001	<0.001	<0.001	<0.001
1/5/2011	0.056 (O)				
7/9/2011	0.0033		<0.001	0.0032	
7/10/2011		<0.001			<0.001
1/20/2012	<0.001				
1/21/2012		<0.001	<0.001	<0.001	<0.001
7/11/2012	<0.001	<0.001	<0.001	<0.001	<0.001
1/19/2013	<0.001		<0.001		
1/20/2013		<0.001		<0.001	<0.001
7/18/2013	<0.001		<0.001		
7/19/2013		<0.001		<0.001	<0.001
1/15/2014	<0.001		<0.001	<0.001	
1/16/2014		<0.001			<0.001
7/10/2014		<0.001	<0.001		<0.001
7/11/2014	<0.001			<0.001	
1/15/2015	<0.001		<0.001		
1/16/2015		<0.001		<0.001	0.00098 (J)
6/19/2015	<0.001		0.0035 (J)		
6/20/2015		<0.001		0.0017 (J)	0.0019 (J)
1/14/2016		<0.001	<0.001		
1/16/2016	<0.001			<0.001	0.0008 (J)
6/14/2016	0.00027 (J)	0.00028 (J)	0.00047 (J)		
6/15/2016				0.00031 (J)	
6/16/2016					0.0011 (J)
1/10/2017	0.0015 (J)	0.0014 (J)			
1/11/2017			0.0016 (J)		
1/12/2017				0.0031	0.0087 (o)
7/18/2017	<0.001	<0.001	<0.001		
7/19/2017				<0.001	
7/24/2017					0.0027
1/10/2018	<0.001	<0.001	<0.001		
1/11/2018				<0.001	<0.001
7/11/2018	<0.001	<0.001	<0.001		
7/12/2018				<0.001	<0.001

Time Series

Constituent: Vanadium (mg/L) Analysis Run 10/31/2022 4:42 PM View: Descriptive
Plant McIntosh Client: Southern Company Data: McIntosh LF4 CCR

	GWA-3 (bg)	GWA-4A (bg)	GWA-5 (bg)	GWC-1	GWC-10
1/29/2019	<0.001	<0.001	<0.001		
1/30/2019				<0.001	0.0027 (J)
3/26/2019		0.0027	0.0015		
3/27/2019	0.0047			<0.001	0.0065 (o)
9/10/2019		0.0018	0.0018		
9/11/2019	0.0012			0.0013	0.0022
3/31/2020		<0.001	<0.001		
4/1/2020	<0.001			<0.001	0.0012
9/15/2020	<0.001		<0.001	<0.001	<0.001
9/16/2020		<0.001			
3/16/2021	<0.001			<0.001	0.0013
3/17/2021		<0.001	<0.001		
8/17/2021	<0.001				
8/18/2021				0.0011	0.0015
8/19/2021		<0.001	<0.001		
2/22/2022	<0.001		<0.001		
2/23/2022		<0.001		<0.001	0.0011
8/2/2022	<0.001		<0.001		
8/3/2022		0.00097 (J)		<0.001	0.002

Time Series

Constituent: Vanadium (mg/L) Analysis Run 10/31/2022 4:42 PM View: Descriptive

Plant McIntosh Client: Southern Company Data: McIntosh LF4 CCR

	GWC-11	GWC-12	GWC-17 (bg)	GWC-18 (bg)	GWC-19
8/25/2004	<0.001	<0.001			
9/11/2004	<0.001	<0.001			
9/26/2004	<0.001	<0.001			
10/13/2004	<0.001	<0.001			
7/11/2005	<0.001	<0.001			
12/7/2005	<0.001	<0.001			
6/22/2006	<0.001	<0.001			
11/28/2006	<0.001	<0.001			
7/6/2007	<0.001	<0.001			
12/13/2007	<0.001	<0.001			
6/20/2008	0.0093 (o)	<0.001			
12/7/2008	<0.001	<0.001			
7/10/2009	<0.001	<0.001			
12/28/2009		<0.001			
12/29/2009	<0.001				
6/22/2010	0.0025	<0.001			
1/4/2011		<0.001			
1/5/2011	<0.001				
7/9/2011	<0.001	<0.001			
1/20/2012		<0.001			
1/21/2012	<0.001				
7/11/2012	<0.001	<0.001			
1/19/2013	<0.001	<0.001			
7/18/2013		<0.001			
7/19/2013	<0.001				
1/15/2014	<0.001	<0.001			
7/11/2014	0.001 (J)	<0.001			
1/15/2015		<0.001			
1/16/2015	0.00089 (J)				
6/19/2015		<0.001			
6/20/2015	0.0017 (J)				
12/8/2015			<0.001	0.0023 (J)	0.0023 (J)
12/14/2015			<0.001	0.0028 (J)	
12/15/2015					0.0016 (J)
12/28/2015			<0.001	0.0024 (J)	0.0013 (J)
1/13/2016			<0.001		
1/14/2016	0.0017 (J)			0.0022 (J)	0.0014 (J)
1/16/2016		<0.001			
1/26/2016			<0.001	0.0022 (J)	0.0013 (J)
6/15/2016	0.0018 (J)	0.0004 (J)	0.00047 (J)		
6/16/2016				0.0041 (J)	0.00092 (J)
1/11/2017			<0.001	0.003	
1/12/2017	0.01 (o)	0.0075 (o)			
1/16/2017					0.0067
7/19/2017			<0.001		
7/20/2017		0.0015 (J)			
7/24/2017	0.0015 (J)				
7/25/2017				0.0055	0.0035
1/11/2018	<0.001	<0.001	<0.001		
1/12/2018				0.0022 (J)	<0.001
7/11/2018			<0.001	0.0016 (J)	<0.001
7/12/2018	<0.001	<0.001			

Time Series

Constituent: Vanadium (mg/L) Analysis Run 10/31/2022 4:42 PM View: Descriptive

Plant McIntosh Client: Southern Company Data: McIntosh LF4 CCR

	GWC-11	GWC-12	GWC-17 (bg)	GWC-18 (bg)	GWC-19
1/29/2019			<0.001		<0.001
1/30/2019	<0.001	<0.001		0.0042 (J)	
3/27/2019	0.0016	0.0078 (o)	0.004	0.0074	<0.001
9/11/2019	0.0025	0.0011	0.0018	0.0037	0.0023
4/1/2020		<0.001	<0.001	0.0024	<0.001
4/2/2020	0.0016				
9/15/2020	0.001		<0.001	0.0022	
9/16/2020		<0.001			<0.001
3/16/2021		<0.001	<0.001		<0.001
3/17/2021	0.0015			0.0026	
8/18/2021	0.0018	<0.001			
8/19/2021			0.0013	0.003	0.0015
2/22/2022			<0.001		
2/23/2022	0.0013	<0.001		0.0025	0.00088 (J)
8/2/2022	0.0014		<0.001	0.0028	
8/3/2022		0.0016			0.0022

Time Series

Constituent: Vanadium (mg/L) Analysis Run 10/31/2022 4:42 PM View: Descriptive

Plant McIntosh Client: Southern Company Data: McIntosh LF4 CCR

	GWC-20	GWC-21	GWC-23	GWC-9
8/25/2004				<0.001
9/11/2004				<0.001
9/26/2004				<0.001
10/13/2004				<0.001
7/11/2005				<0.001
12/7/2005				<0.001
6/22/2006				<0.001
11/28/2006				<0.001
7/6/2007				<0.001
12/13/2007				<0.001
6/20/2008				0.0037
12/7/2008				<0.001
7/9/2009				<0.001
12/29/2009				<0.001
6/22/2010				<0.001
1/5/2011				<0.001
7/9/2011				<0.001
1/21/2012				<0.001
7/11/2012				<0.001
1/19/2013				<0.001
7/18/2013				<0.001
1/15/2014				<0.001
7/10/2014				<0.001
1/16/2015				<0.001
6/20/2015				<0.001
12/9/2015	<0.001	<0.001		
12/14/2015	<0.001	<0.001		
12/29/2015	<0.001	<0.001		
1/14/2016	<0.001	<0.001		<0.001
1/25/2016	<0.001	<0.001		
6/15/2016				0.00019 (J)
6/16/2016	0.00054 (J)	0.00048 (J)	0.00063 (J)	
1/12/2017		0.0058		
1/13/2017	0.0074			0.0091 (o)
1/17/2017			0.0026	
7/24/2017				0.0027
7/25/2017	0.0034	0.0029	0.003	
1/11/2018		<0.001		
1/12/2018	<0.001		<0.001	<0.001
7/11/2018	<0.001	<0.001		
7/12/2018			<0.001	<0.001
1/29/2019	<0.001			
1/30/2019		<0.001	<0.001	<0.001
3/27/2019	0.0031	0.0049	0.0055	0.006
9/11/2019	0.0018	0.0015	0.0015	0.0015
4/1/2020	<0.001	<0.001	<0.001	<0.001
9/15/2020	<0.001	<0.001	<0.001	
9/16/2020				<0.001
3/16/2021	<0.001			
3/17/2021		<0.001	<0.001	<0.001
8/19/2021	<0.001	0.001	0.0011	<0.001
2/22/2022	<0.001			

Time Series

Constituent: Vanadium (mg/L) Analysis Run 10/31/2022 4:42 PM View: Descriptive
Plant McIntosh Client: Southern Company Data: McIntosh LF4 CCR

	GWC-20	GWC-21	GWC-23	GWC-9
2/23/2022		<0.001	<0.001	<0.001
8/3/2022	0.0017			0.0016
8/4/2022		0.0019	0.00095 (J)	

Time Series

Constituent: Zinc (mg/L) Analysis Run 10/31/2022 4:42 PM View: Descriptive

Plant McIntosh Client: Southern Company Data: McIntosh LF4 CCR

	GWA-13 (bg)	GWA-14 (bg)	GWA-15 (bg)	GWA-16 (bg)	GWA-2 (bg)
8/25/2004					0.014
9/11/2004					<0.005
9/26/2004					<0.005
10/13/2004					<0.005
7/11/2005					<0.005
12/7/2005					<0.005
6/22/2006					0.0041
11/28/2006					0.0033
7/6/2007					0.0036
12/13/2007					<0.005
6/20/2008					0.0045
12/7/2008					0.0031
7/9/2009					0.004
12/28/2009					0.0027
6/22/2010					0.0028
1/4/2011					0.0027
7/9/2011					0.0051
1/21/2012					0.004
7/11/2012					0.0075
1/20/2013					0.0034
7/19/2013					<0.005
1/15/2014					0.0049
7/11/2014					0.0038
1/16/2015					0.0032
6/20/2015					0.0042
12/7/2015	0.0034	0.0044	0.0052	0.0048	
12/14/2015				0.0038	
12/15/2015	0.003	0.0031	0.0046		
12/28/2015			0.0042	0.0042	
12/29/2015	0.0028	0.0028			
1/13/2016	0.0025	0.0028	0.0038	0.0036	
1/16/2016					0.0042
1/25/2016	0.0022 (J)	0.0034	0.0036	0.0033	
6/14/2016	0.0042 (J)	0.0036 (J)			0.0043 (J)
6/15/2016			0.0028 (J)	0.0032 (J)	
1/10/2017					0.0084 (J)
1/11/2017		0.013 (J)	0.014 (J)	<0.005	
1/12/2017	<0.005				
7/17/2017					<0.005
7/18/2017	<0.005				
7/19/2017		<0.005	<0.005	<0.005	
1/10/2018	<0.005				<0.005
1/11/2018		<0.005	<0.005	<0.005	
7/11/2018	<0.005	<0.005	<0.005	<0.005	<0.005
1/29/2019	<0.005	0.0048 (J)	0.0059 (J)	0.0024 (J)	0.0064 (J)
3/26/2019	<0.005	<0.005	<0.005	<0.005	
3/27/2019					<0.005
9/10/2019	0.0061	0.0069		0.006	
9/11/2019			0.0062		0.0089
3/31/2020	<0.005				
4/1/2020		<0.005	<0.005	<0.005	0.0066
9/15/2020	0.0037 (J)	0.024	0.0033 (J)	0.0033 (J)	0.0049 (J)

Time Series

Constituent: Zinc (mg/L) Analysis Run 10/31/2022 4:42 PM View: Descriptive
Plant McIntosh Client: Southern Company Data: McIntosh LF4 CCR

	GWA-13 (bg)	GWA-14 (bg)	GWA-15 (bg)	GWA-16 (bg)	GWA-2 (bg)
3/16/2021	<0.005	0.007		0.005	0.0045 (J)
3/17/2021			0.0063		
8/17/2021		<0.005		<0.005	0.004 (J)
8/18/2021	<0.005				
8/19/2021			<0.005		
2/22/2022	<0.005	0.0054	0.0057	0.0076	0.0055
8/2/2022	<0.005	0.0042 (J)	0.0039 (J)	0.0032 (J)	0.0074

Time Series

Constituent: Zinc (mg/L) Analysis Run 10/31/2022 4:42 PM View: Descriptive

Plant McIntosh Client: Southern Company Data: McIntosh LF4 CCR

	GWA-3 (bg)	GWA-4A (bg)	GWA-5 (bg)	GWC-1	GWC-10
8/25/2004	<0.005	<0.005	0.017	0.012	<0.005
9/11/2004	<0.005	<0.005	<0.005	<0.005	0.01
9/26/2004	<0.005	<0.005	<0.005	<0.005	<0.005
10/13/2004	<0.005	<0.005	<0.005		<0.005
7/11/2005	<0.005	<0.005	<0.005	<0.005	<0.005
12/7/2005	<0.005	0.06 (O)	<0.005	0.015	<0.005
6/22/2006	0.0042	0.0061	0.0033	0.0044	0.0034
11/28/2006	0.0048	0.0064	0.0034	0.0034	0.019
7/6/2007	0.045	0.011	0.0037	0.0029	<0.005
12/13/2007	0.005	0.0061	<0.005	<0.005	<0.005
6/20/2008	0.012	0.009	0.0042	0.0035	0.0039
12/7/2008	0.042	0.0071	0.0049	0.0036	<0.005
7/9/2009	0.0038	0.0059	0.0032	0.0032	
7/10/2009					<0.005
12/28/2009	<0.005			0.0032	
12/29/2009			0.0031		<0.005
12/30/2009		0.0038			
6/22/2010	<0.005	0.0044	<0.005	0.0032	<0.005
1/4/2011		0.0038	0.0029	<0.005	<0.005
1/5/2011	0.057 (O)				
7/9/2011	0.0085		0.0038	0.0076	
7/10/2011		0.005			0.0026
1/20/2012	0.0057				
1/21/2012		0.0074	0.0057	0.0034	<0.005
7/11/2012	<0.005	0.0047	0.0032	0.0028	<0.005
1/19/2013	<0.005		0.0032		
1/20/2013		<0.005		0.0032	<0.005
7/18/2013	0.0028		0.0027		
7/19/2013		0.0032		0.0028	<0.005
1/15/2014	0.0047		0.0059	0.0047	
1/16/2014		0.019			0.0031
7/10/2014		0.0038	0.0064		0.0012 (J)
7/11/2014	0.0025			0.0041	
1/15/2015	0.002 (J)		0.0024 (J)		
1/16/2015		0.0045		0.0035	0.0017 (J)
6/19/2015	0.0019 (J)		0.0057		
6/20/2015		0.0023 (J)		0.0043	0.0036
1/14/2016		0.0024 (J)	0.0022 (J)		
1/16/2016	0.0033			0.002 (J)	<0.005
6/14/2016	0.0028 (J)	0.0053 (J)	0.0028 (J)		
6/15/2016				0.0027 (J)	
6/16/2016					<0.005
1/10/2017	0.0079 (J)	<0.005			
1/11/2017			0.013 (J)		
1/12/2017				<0.005	<0.005
7/18/2017	<0.005	<0.005	<0.005		
7/19/2017				<0.005	
7/24/2017					<0.005
1/10/2018	<0.005	<0.005	<0.005		
1/11/2018				<0.005	<0.005
7/11/2018	<0.005	0.0098 (J)	<0.005		
7/12/2018				<0.005	<0.005

Time Series

Constituent: Zinc (mg/L) Analysis Run 10/31/2022 4:42 PM View: Descriptive
Plant McIntosh Client: Southern Company Data: McIntosh LF4 CCR

	GWA-3 (bg)	GWA-4A (bg)	GWA-5 (bg)	GWC-1	GWC-10
1/29/2019	<0.005	0.0064 (J)	0.0027 (J)		
1/30/2019				0.0031 (J)	<0.005
3/26/2019		0.01	<0.005		
3/27/2019	<0.005			<0.005	<0.005
9/10/2019		0.012	0.022		
9/11/2019	0.012			0.0088	0.0058
3/31/2020		0.013	<0.005		
4/1/2020	<0.005			0.0046 (J)	<0.005
9/15/2020	<0.005		0.0049 (J)	0.0049 (J)	0.0043 (J)
9/16/2020		0.011			
3/16/2021	0.0035 (J)			0.0047 (J)	<0.005
3/17/2021		0.0039 (J)	0.0041 (J)		
8/17/2021	<0.005				
8/18/2021				0.0035 (J)	<0.005
8/19/2021		0.004 (J)	<0.005		
2/22/2022	<0.005		<0.005		
2/23/2022		<0.005		<0.005	<0.005
8/2/2022	0.033		0.0051		
8/3/2022		0.012		0.0073	0.0046 (J)

Time Series

Constituent: Zinc (mg/L) Analysis Run 10/31/2022 4:42 PM View: Descriptive

Plant McIntosh Client: Southern Company Data: McIntosh LF4 CCR

	GWC-11	GWC-12	GWC-17 (bg)	GWC-18 (bg)	GWC-19
8/25/2004	<0.005	<0.005			
9/11/2004	<0.005	0.01			
9/26/2004	<0.005	<0.005			
10/13/2004	<0.005	<0.005			
7/11/2005	<0.005	<0.005			
12/7/2005	<0.005	<0.005			
6/22/2006	0.0025	0.0038			
11/28/2006	0.0026	0.007			
7/6/2007	0.0025	0.0025			
12/13/2007	<0.005	0.0032			
6/20/2008	0.0089	0.0044			
12/7/2008	0.041 (O)	0.0042			
7/10/2009	<0.005	0.0025			
12/28/2009		0.0027			
12/29/2009	<0.005				
6/22/2010	<0.005	<0.005			
1/4/2011		0.0033			
1/5/2011	<0.005				
7/9/2011	<0.005	0.0043			
1/20/2012		0.0038			
1/21/2012	0.005				
7/11/2012	0.0025	0.0035			
1/19/2013	<0.005	0.0028			
7/18/2013		0.0028			
7/19/2013	<0.005				
1/15/2014	0.0034	0.0053			
7/11/2014	0.0019 (J)	0.0034			
1/15/2015		0.003			
1/16/2015	<0.005				
6/19/2015		0.0035			
6/20/2015	<0.005				
12/8/2015			0.0058	0.0017 (J)	0.0035
12/14/2015			0.006	0.0028	
12/15/2015					0.0028
12/28/2015			0.0058	0.0024 (J)	0.0023 (J)
1/13/2016			0.0056		
1/14/2016	0.0022 (J)			0.0036	0.012
1/16/2016		0.0023 (J)			
1/26/2016			0.0046	0.0036	0.0034
6/15/2016	0.0028 (J)	0.0031 (J)	0.0053 (J)		
6/16/2016				0.0052 (J)	0.0026 (J)
1/11/2017			0.018 (J)	0.025	
1/12/2017	<0.005	<0.005			
1/16/2017					<0.005
7/19/2017			<0.005		
7/20/2017		<0.005			
7/24/2017	<0.005				
7/25/2017				<0.005	<0.005
1/11/2018	<0.005	<0.005	<0.005		
1/12/2018				<0.005	<0.005
7/11/2018			<0.005	<0.005	<0.005
7/12/2018	<0.005	<0.005			

Time Series

Constituent: Zinc (mg/L) Analysis Run 10/31/2022 4:42 PM View: Descriptive

Plant McIntosh Client: Southern Company Data: McIntosh LF4 CCR

	GWC-11	GWC-12	GWC-17 (bg)	GWC-18 (bg)	GWC-19
1/29/2019			0.0059 (J)		0.0051 (J)
1/30/2019	<0.005	<0.005		0.5 (o)	
3/27/2019	<0.005	<0.005	<0.005	<0.005	<0.005
9/11/2019	0.005	0.0066	0.013	0.0058	0.0046 (J)
4/1/2020		<0.005	0.005	<0.005	<0.005
4/2/2020	0.0049 (J)				
9/15/2020	<0.005		0.0052	0.0032 (J)	
9/16/2020		0.0033 (J)			0.004 (J)
3/16/2021		<0.005	0.006		<0.005
3/17/2021	0.0032 (J)			0.0032 (J)	
8/18/2021	<0.005	0.0081			
8/19/2021			0.013	0.015	0.017
2/22/2022			0.0046 (J)		
2/23/2022	<0.005	<0.005		<0.005	<0.005
8/2/2022	0.0052		0.0074	0.0058	
8/3/2022		0.0071			0.0057

Time Series

Constituent: Zinc (mg/L) Analysis Run 10/31/2022 4:42 PM View: Descriptive

Plant McIntosh Client: Southern Company Data: McIntosh LF4 CCR

	GWC-20	GWC-21	GWC-23	GWC-9
8/25/2004				<0.005
9/11/2004				<0.005
9/26/2004				<0.005
10/13/2004				<0.005
7/11/2005				<0.005
12/7/2005				<0.005
6/22/2006				<0.005
11/28/2006				0.0034
7/6/2007				0.0049
12/13/2007				<0.005
6/20/2008				0.006
12/7/2008				0.0043
7/9/2009				<0.005
12/29/2009				0.0061
6/22/2010				<0.005
1/5/2011				<0.005
7/9/2011				0.0077
1/21/2012				0.0032
7/11/2012				<0.005
1/19/2013				<0.005
7/18/2013				<0.005
1/15/2014				0.0036
7/10/2014				0.0024 (J)
1/16/2015				0.0055
6/20/2015				<0.005
12/9/2015	0.0035	0.0016 (J)		
12/14/2015	0.0056	0.0015 (J)		
12/29/2015	0.0084	<0.005		
1/14/2016	0.0048	0.0052		<0.005
1/25/2016	0.0069	0.0017 (J)		
6/15/2016				0.0037 (J)
6/16/2016	0.0048 (J)	0.0097 (J)	0.0098 (J)	
1/12/2017		<0.005		
1/13/2017	<0.005			<0.005
1/17/2017			<0.005	
7/24/2017				<0.005
7/25/2017	<0.005	<0.005	0.0069 (J)	
1/11/2018		<0.005		
1/12/2018	<0.005		<0.005	<0.005
7/11/2018	<0.005	<0.005		
7/12/2018			<0.005	<0.005
1/29/2019	<0.005			
1/30/2019		0.0025 (J)	0.0049 (J)	0.051
3/27/2019	<0.005	<0.005	<0.005	<0.005
9/11/2019	0.0073	0.0063	0.0086	0.0058
4/1/2020	<0.005	0.0032 (J)	0.0033 (J)	<0.005
9/15/2020	0.0044 (J)	<0.005	0.004 (J)	
9/16/2020				0.0035 (J)
3/16/2021	<0.005			
3/17/2021		<0.005	0.0033 (J)	<0.005
8/19/2021	<0.005	<0.005	0.0081	<0.005
2/22/2022	0.0034 (J)			

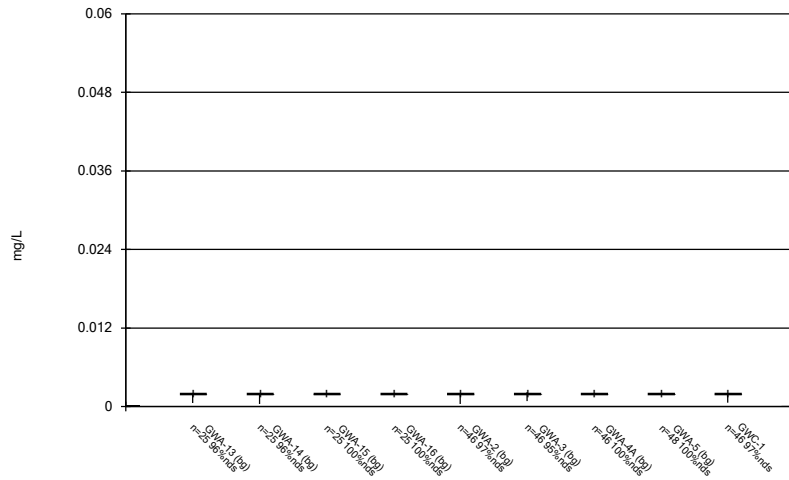
Time Series

Constituent: Zinc (mg/L) Analysis Run 10/31/2022 4:42 PM View: Descriptive
Plant McIntosh Client: Southern Company Data: McIntosh LF4 CCR

	GWC-20	GWC-21	GWC-23	GWC-9
2/23/2022		0.004 (J)	0.017	<0.005
8/3/2022	0.0042 (J)			0.005
8/4/2022		0.016	0.016	

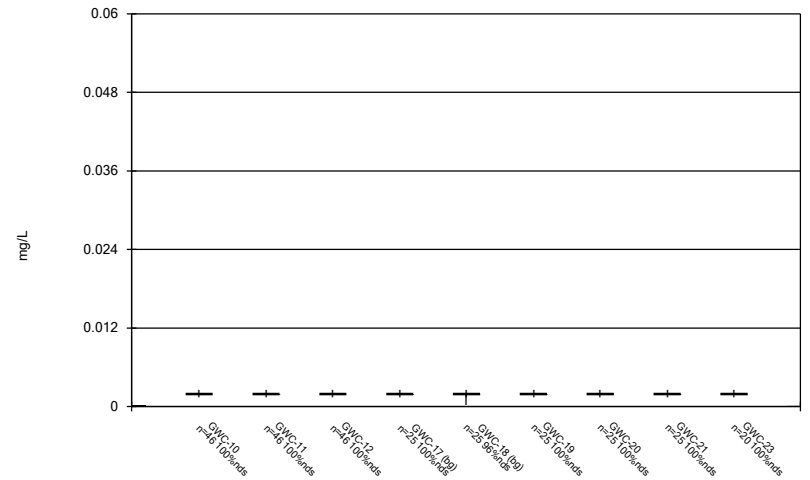
FIGURE B.

Box & Whiskers Plot



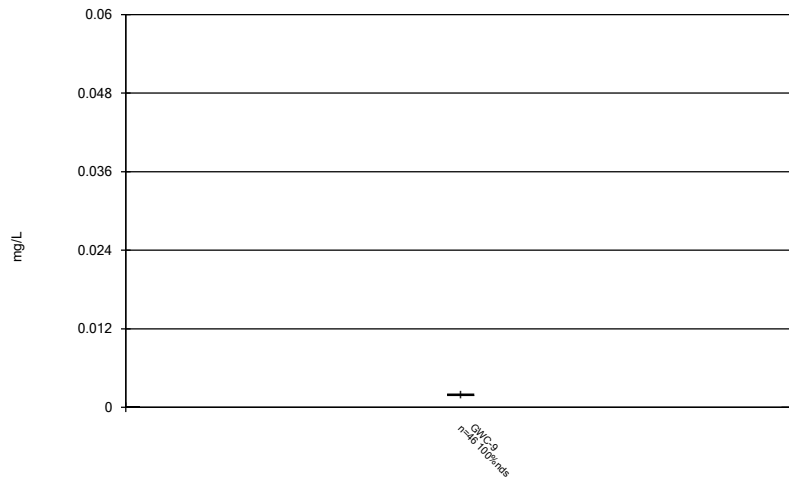
Constituent: Antimony Analysis Run 10/31/2022 4:44 PM View: Descriptive
 Plant McIntosh Client: Southern Company Data: McIntosh LF4 CCR

Box & Whiskers Plot



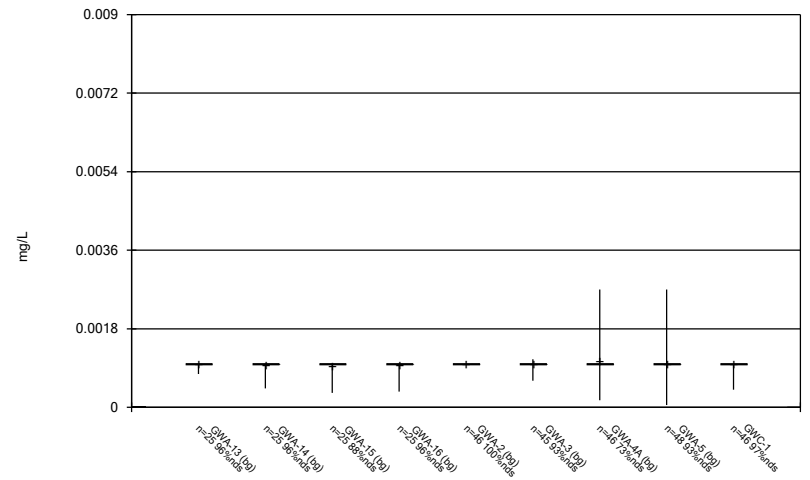
Constituent: Antimony Analysis Run 10/31/2022 4:44 PM View: Descriptive
 Plant McIntosh Client: Southern Company Data: McIntosh LF4 CCR

Box & Whiskers Plot



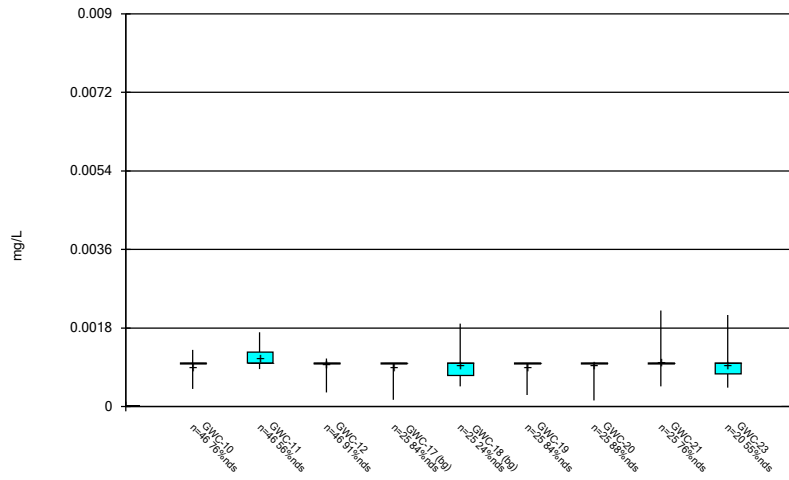
Constituent: Antimony Analysis Run 10/31/2022 4:44 PM View: Descriptive
 Plant McIntosh Client: Southern Company Data: McIntosh LF4 CCR

Box & Whiskers Plot



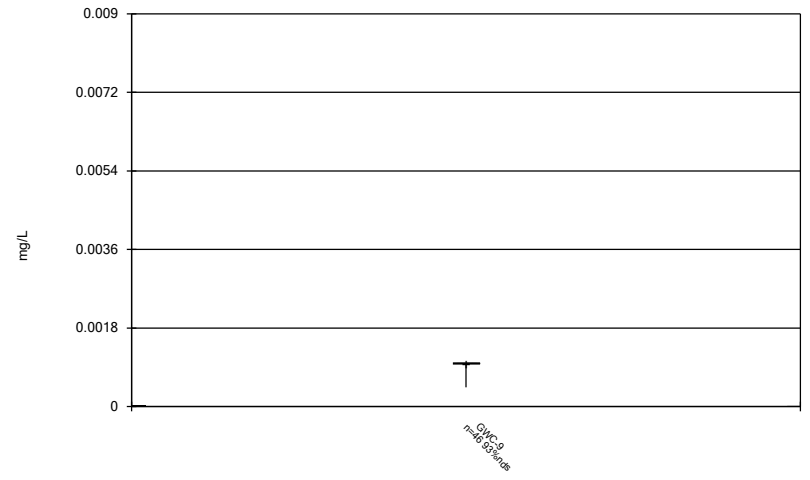
Constituent: Arsenic Analysis Run 10/31/2022 4:44 PM View: Descriptive
 Plant McIntosh Client: Southern Company Data: McIntosh LF4 CCR

Box & Whiskers Plot



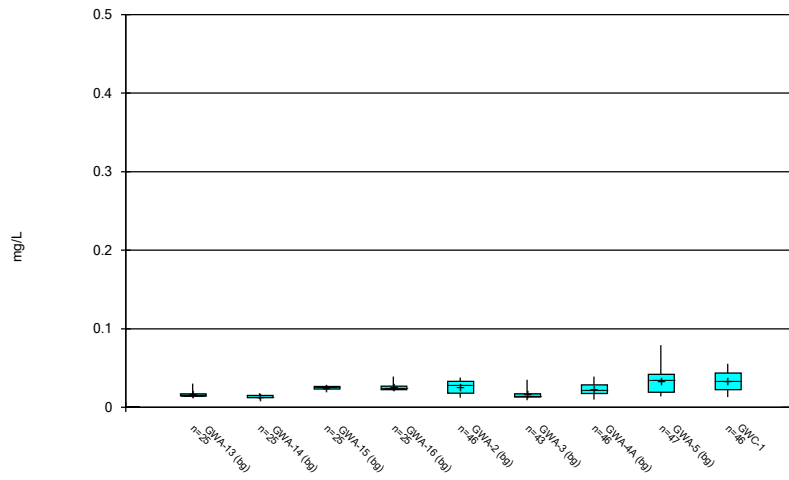
Constituent: Arsenic Analysis Run 10/31/2022 4:44 PM View: Descriptive
Plant McIntosh Client: Southern Company Data: McIntosh LF4 CCR

Box & Whiskers Plot



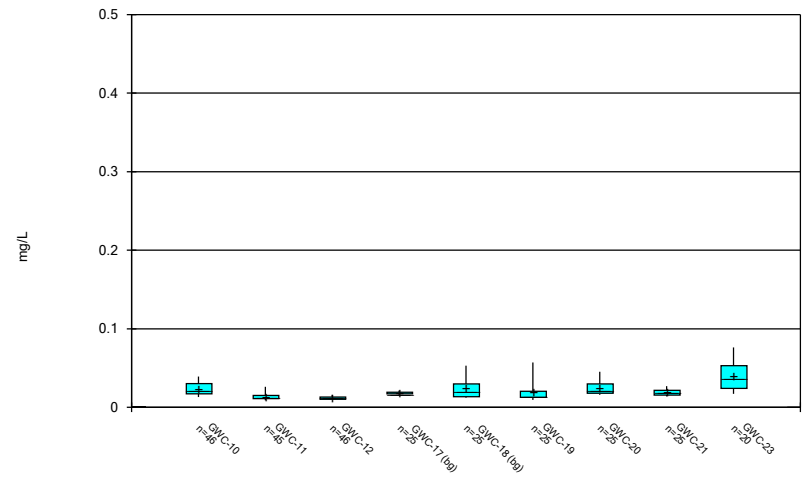
Constituent: Arsenic Analysis Run 10/31/2022 4:44 PM View: Descriptive
Plant McIntosh Client: Southern Company Data: McIntosh LF4 CCR

Box & Whiskers Plot



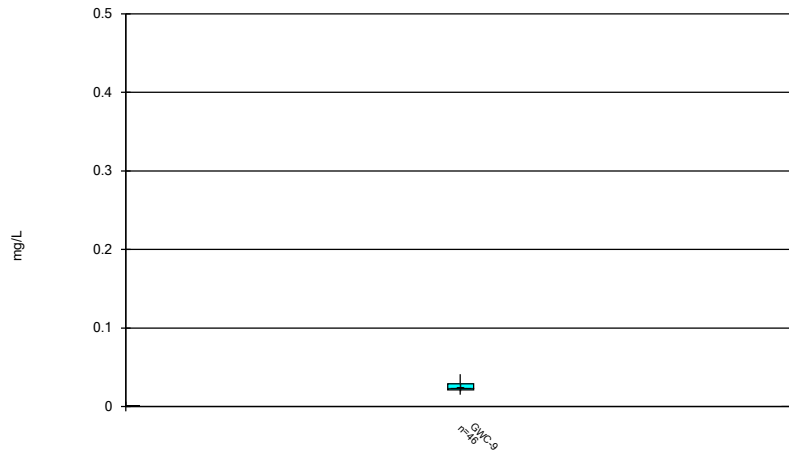
Constituent: Barium Analysis Run 10/31/2022 4:44 PM View: Descriptive
Plant McIntosh Client: Southern Company Data: McIntosh LF4 CCR

Box & Whiskers Plot



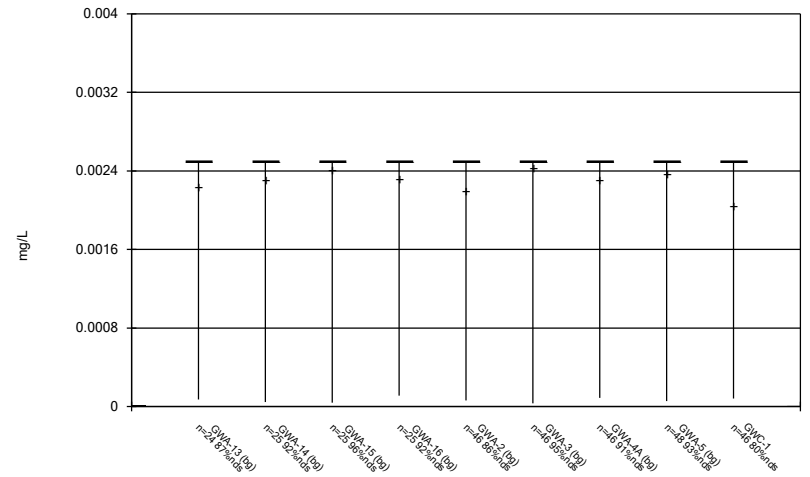
Constituent: Barium Analysis Run 10/31/2022 4:44 PM View: Descriptive
Plant McIntosh Client: Southern Company Data: McIntosh LF4 CCR

Box & Whiskers Plot



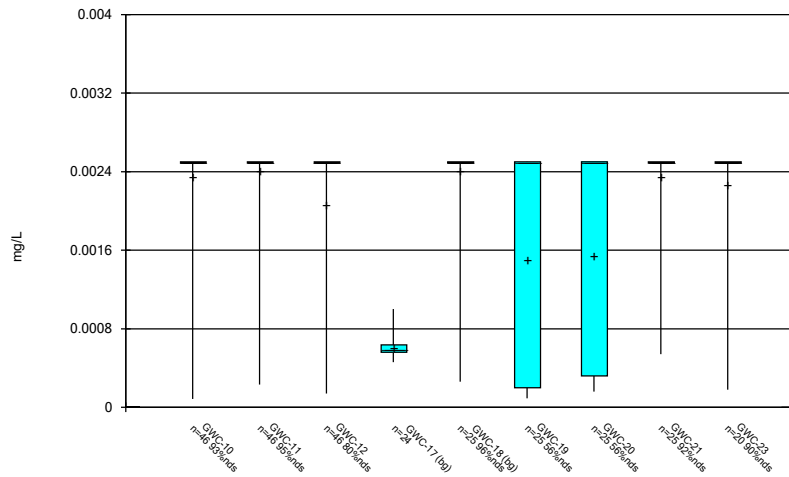
Constituent: Barium Analysis Run 10/31/2022 4:44 PM View: Descriptive
Plant McIntosh Client: Southern Company Data: McIntosh LF4 CCR

Box & Whiskers Plot



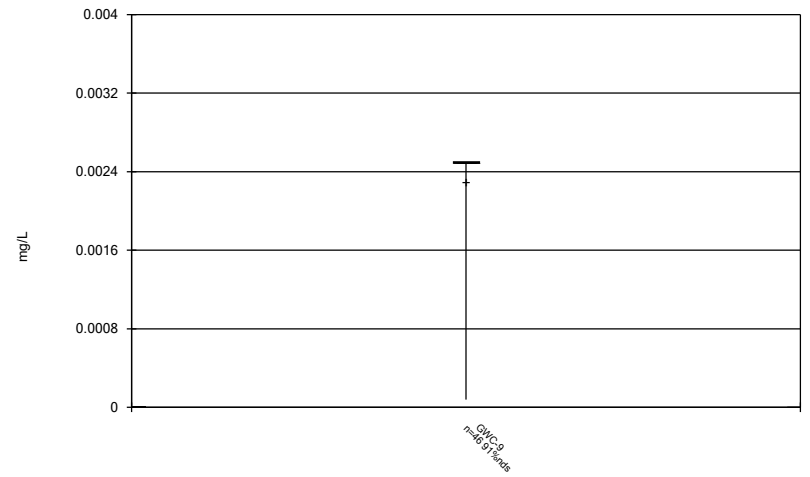
Constituent: Beryllium Analysis Run 10/31/2022 4:44 PM View: Descriptive
Plant McIntosh Client: Southern Company Data: McIntosh LF4 CCR

Box & Whiskers Plot



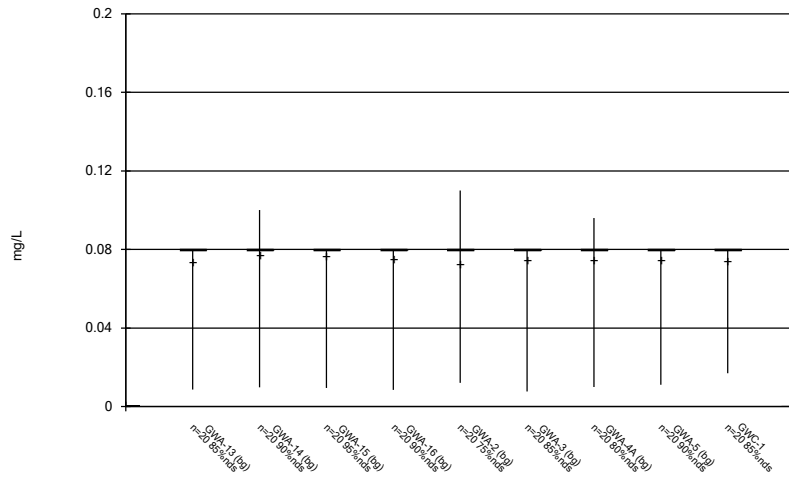
Constituent: Beryllium Analysis Run 10/31/2022 4:44 PM View: Descriptive
Plant McIntosh Client: Southern Company Data: McIntosh LF4 CCR

Box & Whiskers Plot



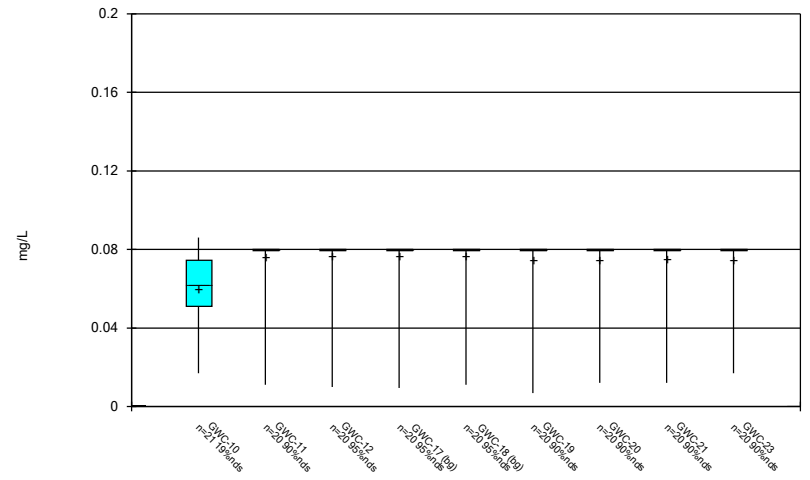
Constituent: Beryllium Analysis Run 10/31/2022 4:44 PM View: Descriptive
Plant McIntosh Client: Southern Company Data: McIntosh LF4 CCR

Box & Whiskers Plot



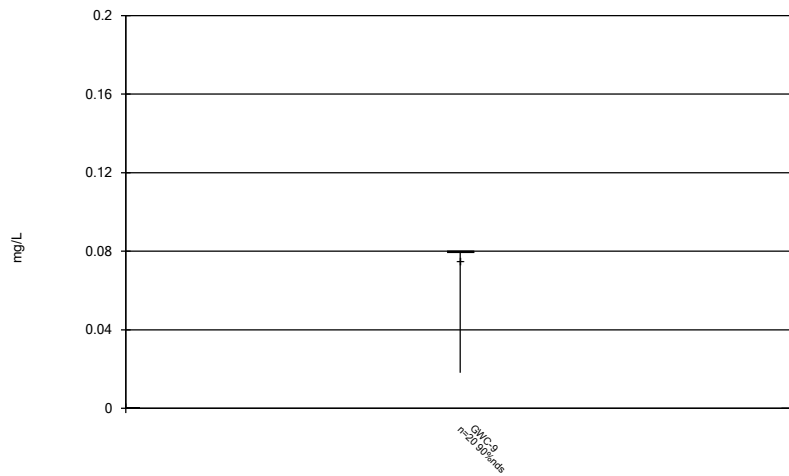
Constituent: Boron Analysis Run 10/31/2022 4:44 PM View: Descriptive
 Plant McIntosh Client: Southern Company Data: McIntosh LF4 CCR

Box & Whiskers Plot



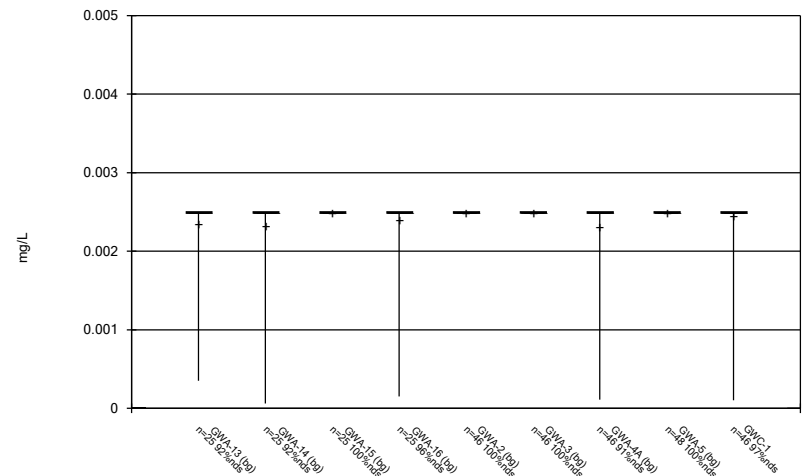
Constituent: Boron Analysis Run 10/31/2022 4:44 PM View: Descriptive
 Plant McIntosh Client: Southern Company Data: McIntosh LF4 CCR

Box & Whiskers Plot



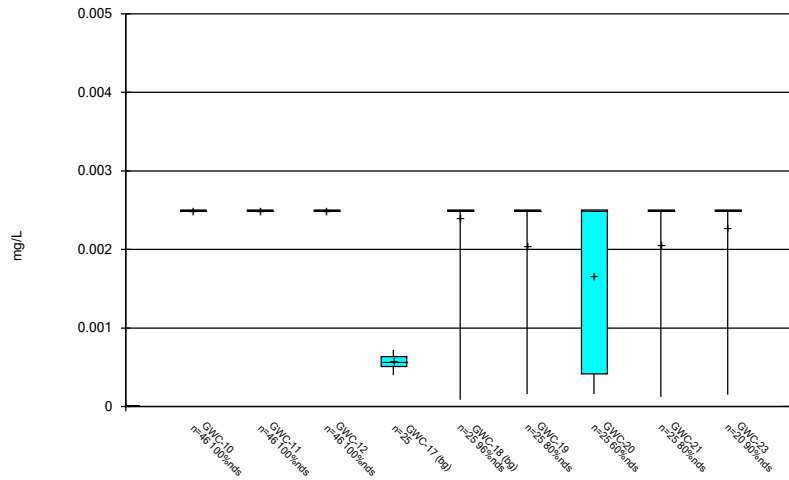
Constituent: Boron Analysis Run 10/31/2022 4:44 PM View: Descriptive
 Plant McIntosh Client: Southern Company Data: McIntosh LF4 CCR

Box & Whiskers Plot



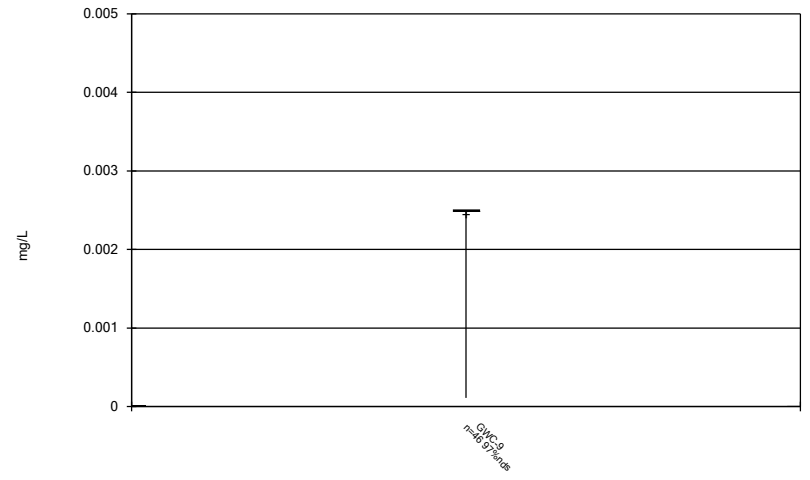
Constituent: Cadmium Analysis Run 10/31/2022 4:44 PM View: Descriptive
 Plant McIntosh Client: Southern Company Data: McIntosh LF4 CCR

Box & Whiskers Plot



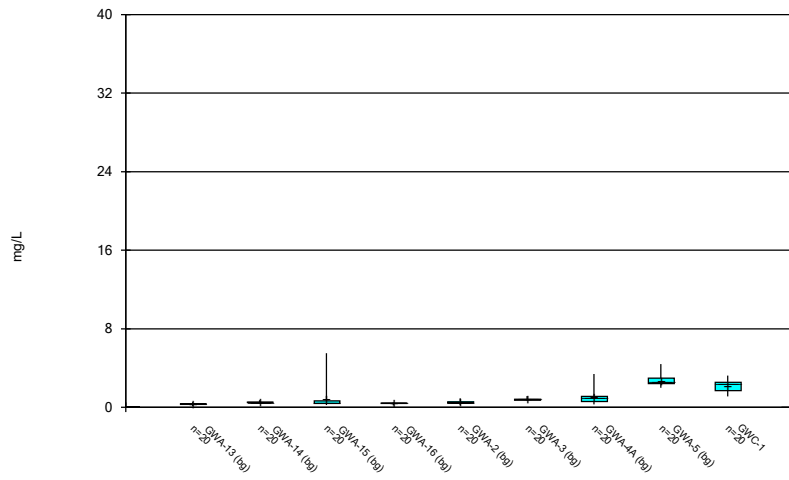
Constituent: Cadmium Analysis Run 10/31/2022 4:44 PM View: Descriptive
 Plant McIntosh Client: Southern Company Data: McIntosh LF4 CCR

Box & Whiskers Plot



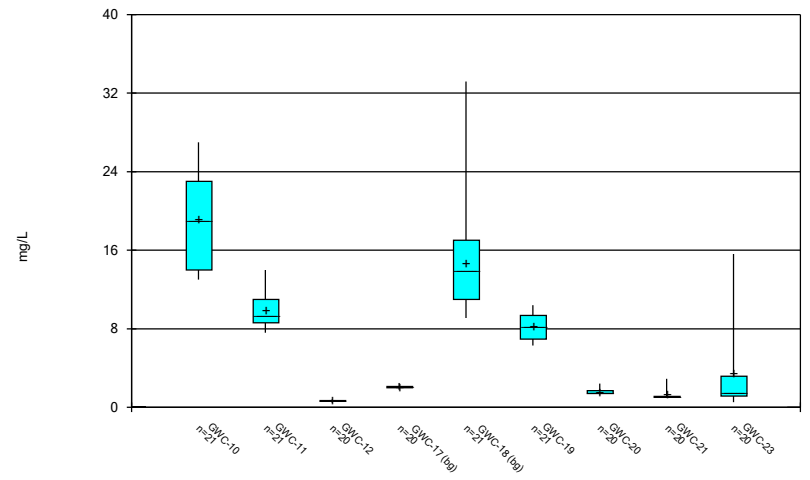
Constituent: Cadmium Analysis Run 10/31/2022 4:44 PM View: Descriptive
 Plant McIntosh Client: Southern Company Data: McIntosh LF4 CCR

Box & Whiskers Plot



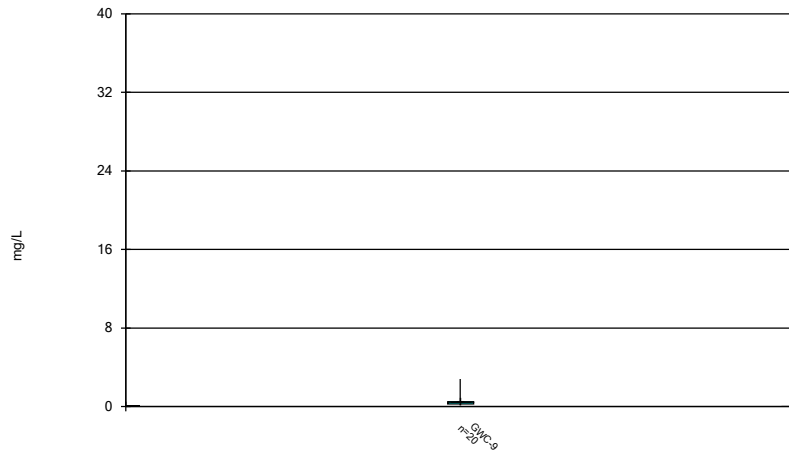
Constituent: Calcium Analysis Run 10/31/2022 4:44 PM View: Descriptive
 Plant McIntosh Client: Southern Company Data: McIntosh LF4 CCR

Box & Whiskers Plot



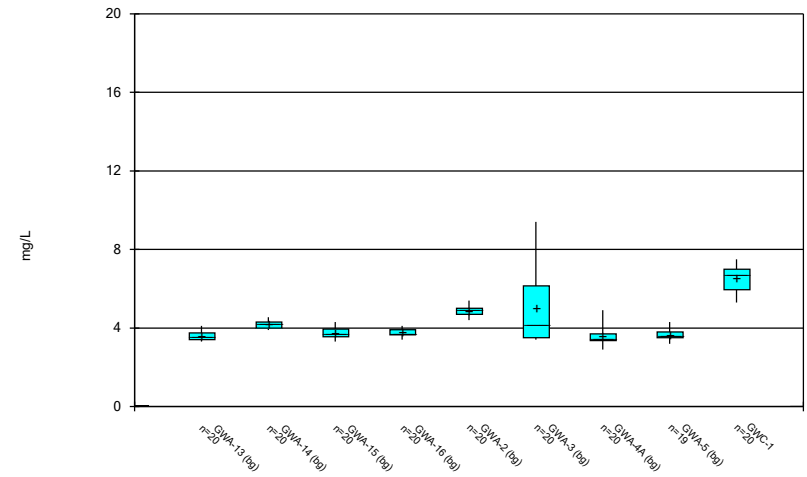
Constituent: Calcium Analysis Run 10/31/2022 4:44 PM View: Descriptive
 Plant McIntosh Client: Southern Company Data: McIntosh LF4 CCR

Box & Whiskers Plot



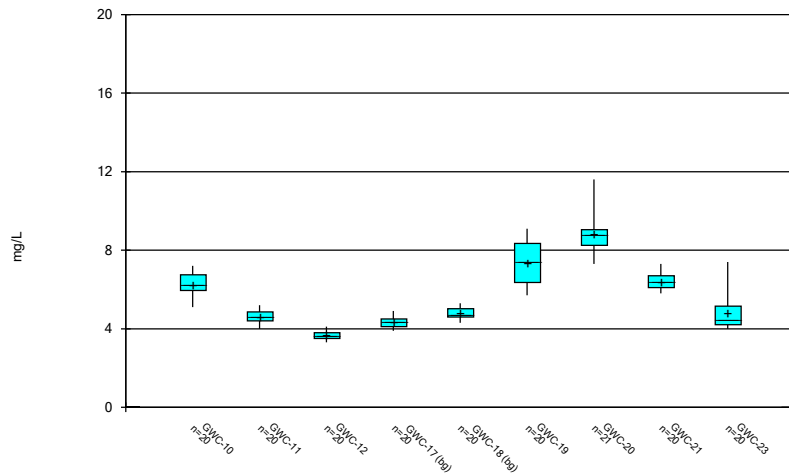
Constituent: Calcium Analysis Run 10/31/2022 4:44 PM View: Descriptive
 Plant McIntosh Client: Southern Company Data: McIntosh LF4 CCR

Box & Whiskers Plot



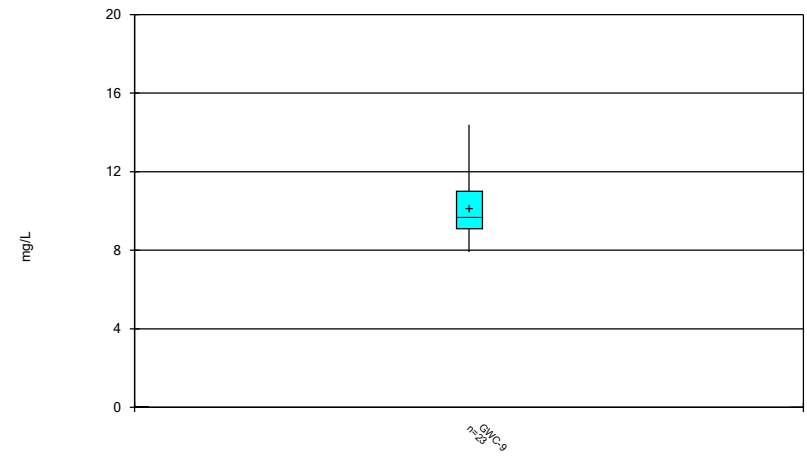
Constituent: Chloride Analysis Run 10/31/2022 4:44 PM View: Descriptive
 Plant McIntosh Client: Southern Company Data: McIntosh LF4 CCR

Box & Whiskers Plot



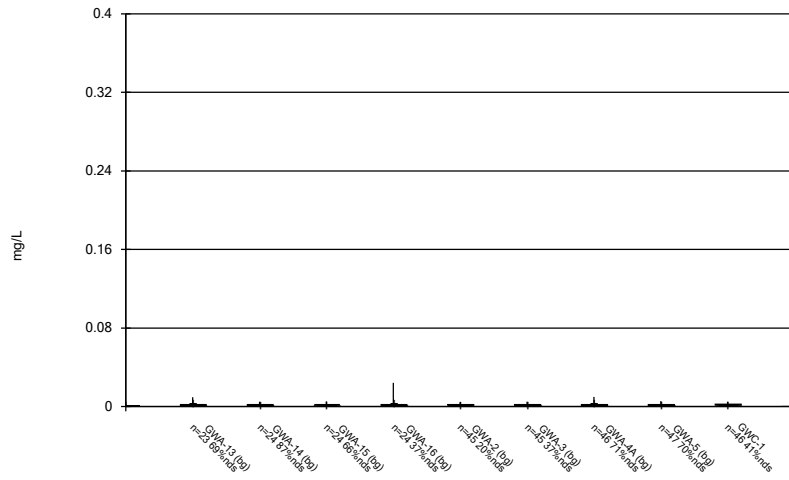
Constituent: Chloride Analysis Run 10/31/2022 4:44 PM View: Descriptive
 Plant McIntosh Client: Southern Company Data: McIntosh LF4 CCR

Box & Whiskers Plot



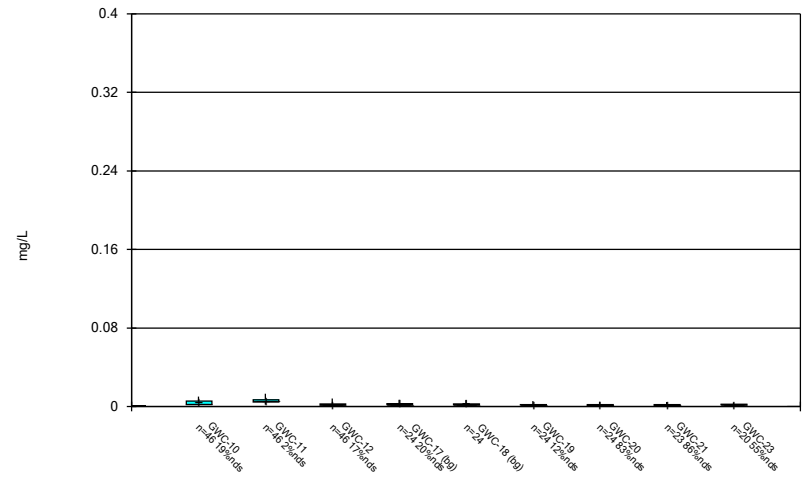
Constituent: Chloride Analysis Run 10/31/2022 4:44 PM View: Descriptive
 Plant McIntosh Client: Southern Company Data: McIntosh LF4 CCR

Box & Whiskers Plot




Constituent: Chromium Analysis Run 10/31/2022 4:44 PM View: Descriptive
 Plant McIntosh Client: Southern Company Data: McIntosh LF4 CCR

Box & Whiskers Plot



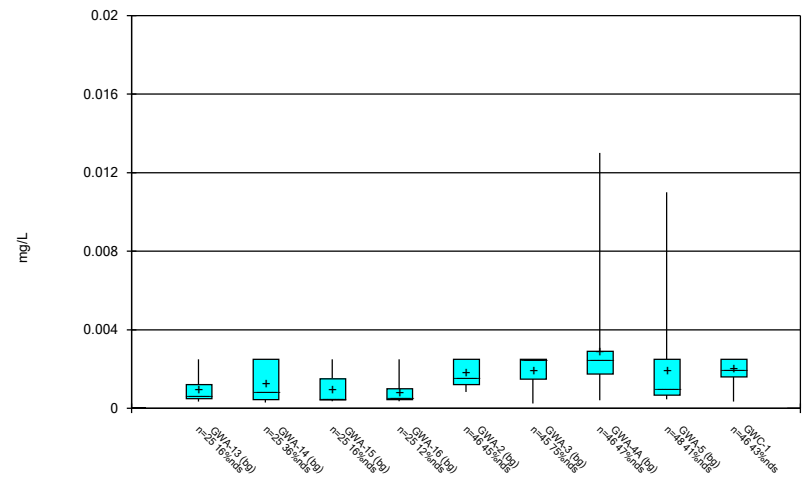
Constituent: Chromium Analysis Run 10/31/2022 4:44 PM View: Descriptive
 Plant McIntosh Client: Southern Company Data: McIntosh LF4 CCR

Box & Whiskers Plot



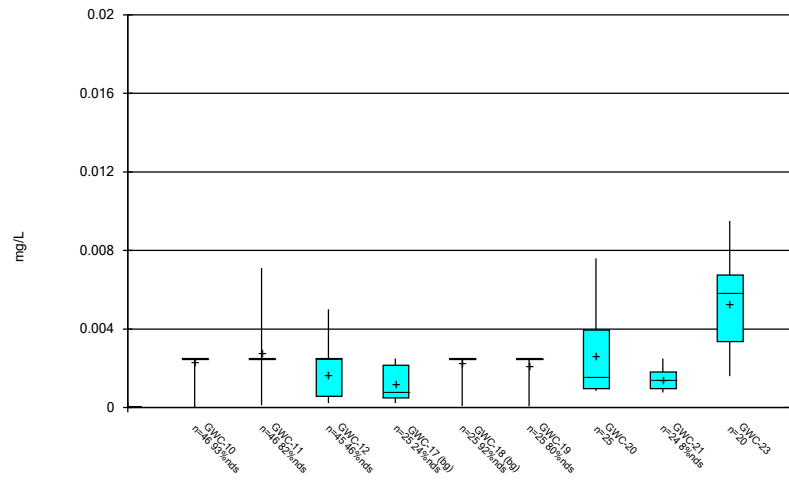
Constituent: Chromium Analysis Run 10/31/2022 4:44 PM View: Descriptive
 Plant McIntosh Client: Southern Company Data: McIntosh LF4 CCR

Box & Whiskers Plot



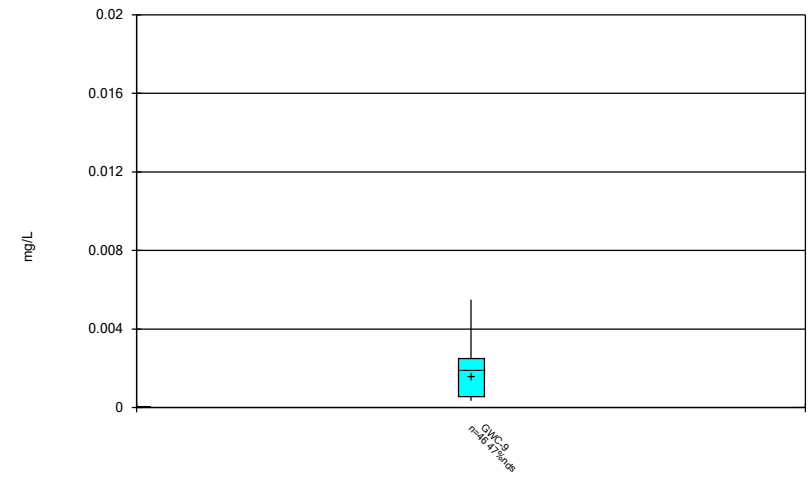
Constituent: Cobalt Analysis Run 10/31/2022 4:44 PM View: Descriptive
 Plant McIntosh Client: Southern Company Data: McIntosh LF4 CCR

Box & Whiskers Plot



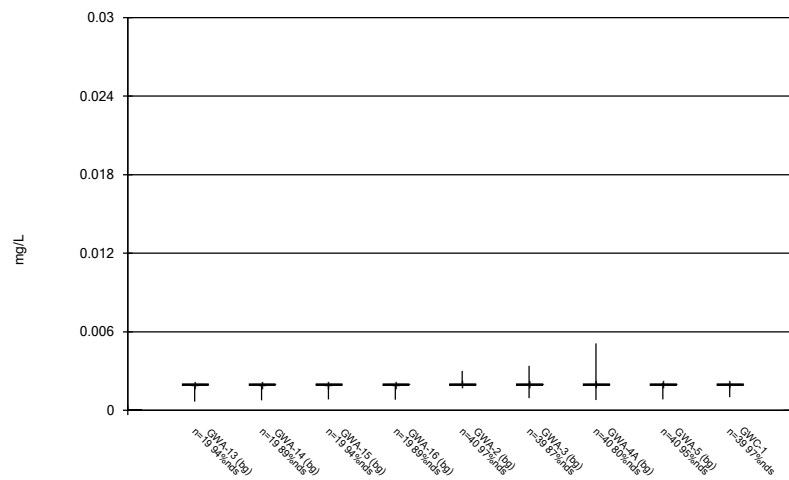
Constituent: Cobalt Analysis Run 10/31/2022 4:44 PM View: Descriptive
 Plant McIntosh Client: Southern Company Data: McIntosh LF4 CCR

Box & Whiskers Plot



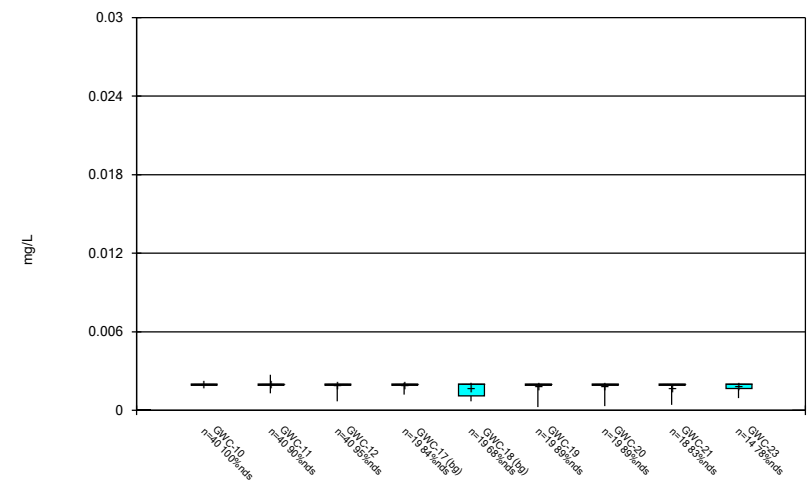
Constituent: Cobalt Analysis Run 10/31/2022 4:44 PM View: Descriptive
 Plant McIntosh Client: Southern Company Data: McIntosh LF4 CCR

Box & Whiskers Plot



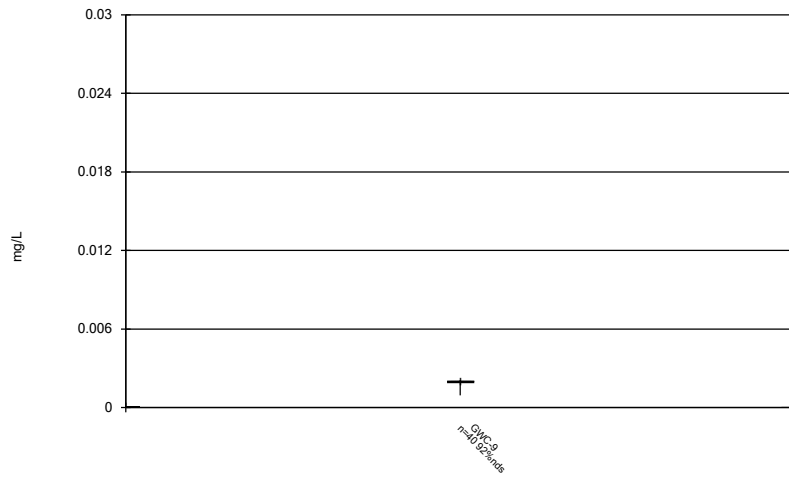
Constituent: Copper Analysis Run 10/31/2022 4:44 PM View: Descriptive
 Plant McIntosh Client: Southern Company Data: McIntosh LF4 CCR

Box & Whiskers Plot



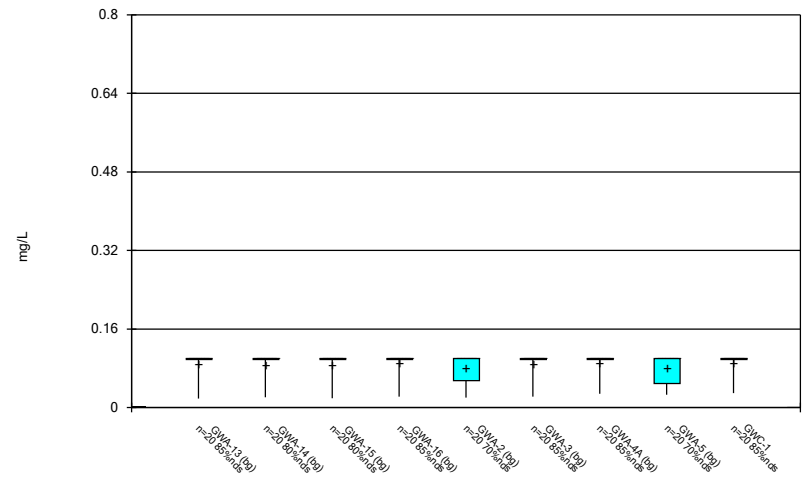
Constituent: Copper Analysis Run 10/31/2022 4:44 PM View: Descriptive
 Plant McIntosh Client: Southern Company Data: McIntosh LF4 CCR

Box & Whiskers Plot



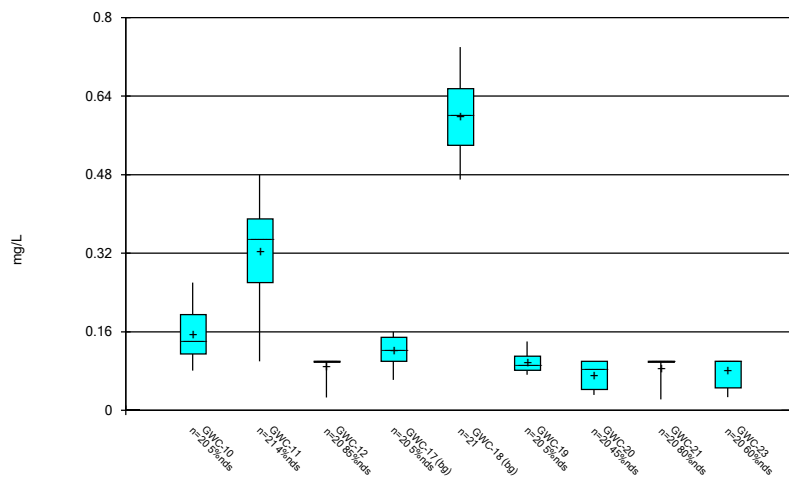
Constituent: Copper Analysis Run 10/31/2022 4:45 PM View: Descriptive
 Plant McIntosh Client: Southern Company Data: McIntosh LF4 CCR

Box & Whiskers Plot



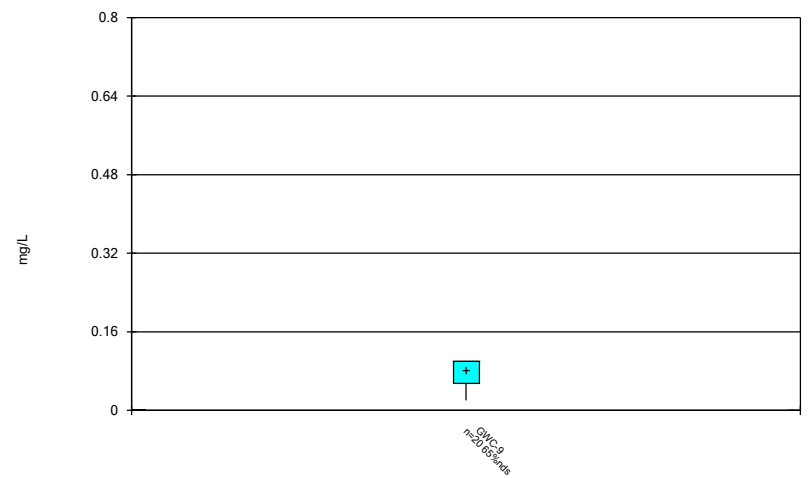
Constituent: Fluoride Analysis Run 10/31/2022 4:45 PM View: Descriptive
 Plant McIntosh Client: Southern Company Data: McIntosh LF4 CCR

Box & Whiskers Plot



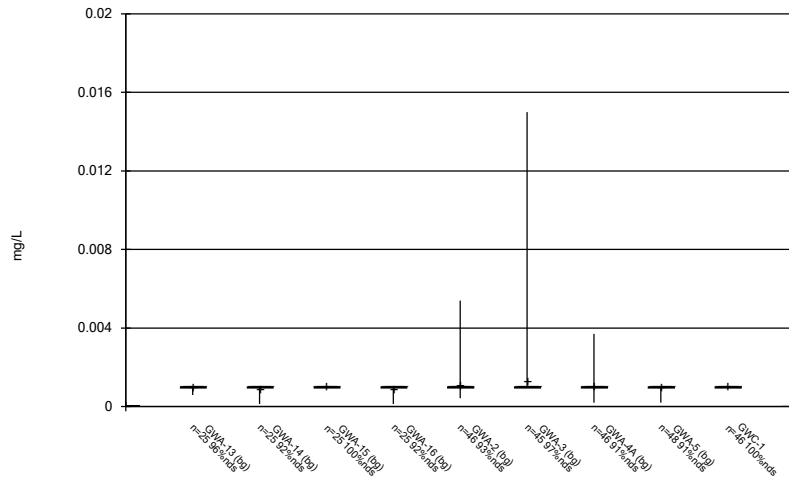
Constituent: Fluoride Analysis Run 10/31/2022 4:45 PM View: Descriptive
 Plant McIntosh Client: Southern Company Data: McIntosh LF4 CCR

Box & Whiskers Plot



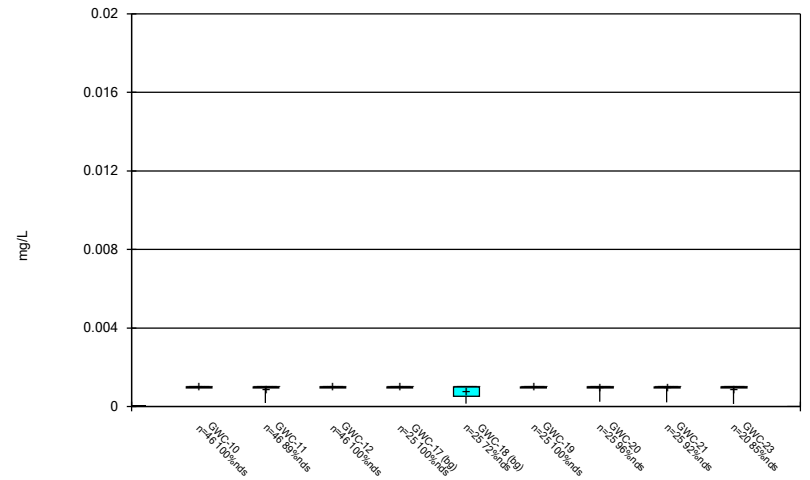
Constituent: Fluoride Analysis Run 10/31/2022 4:45 PM View: Descriptive
 Plant McIntosh Client: Southern Company Data: McIntosh LF4 CCR

Box & Whiskers Plot



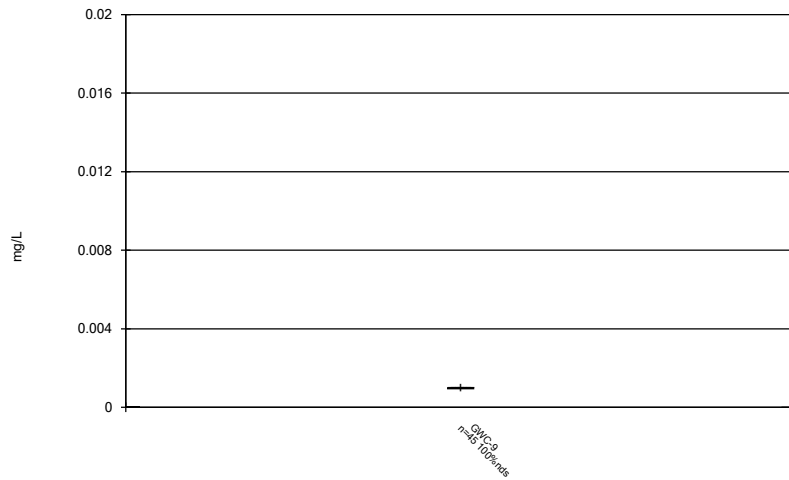
Constituent: Lead Analysis Run 10/31/2022 4:45 PM View: Descriptive
 Plant McIntosh Client: Southern Company Data: McIntosh LF4 CCR

Box & Whiskers Plot



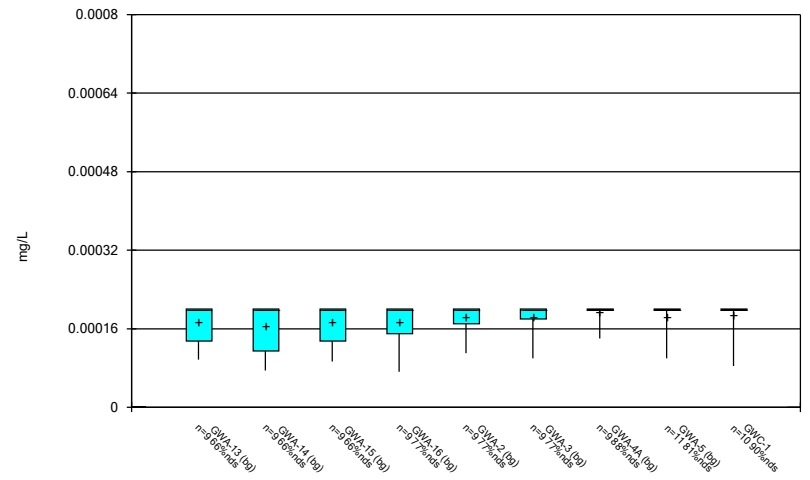
Constituent: Lead Analysis Run 10/31/2022 4:45 PM View: Descriptive
 Plant McIntosh Client: Southern Company Data: McIntosh LF4 CCR

Box & Whiskers Plot



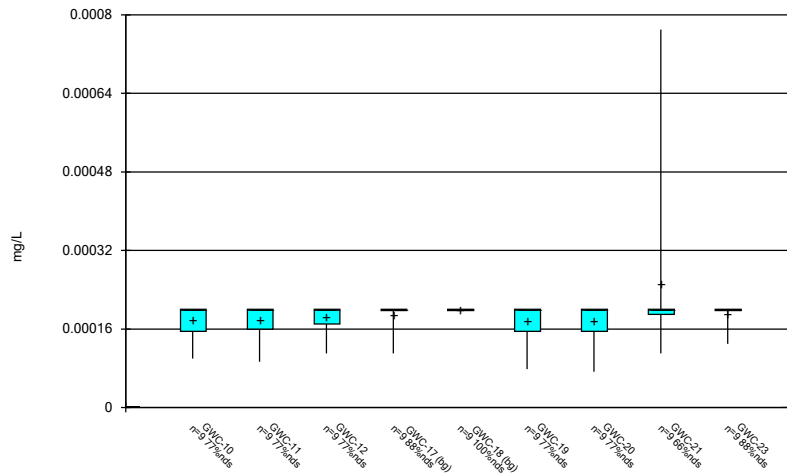
Constituent: Lead Analysis Run 10/31/2022 4:45 PM View: Descriptive
 Plant McIntosh Client: Southern Company Data: McIntosh LF4 CCR

Box & Whiskers Plot



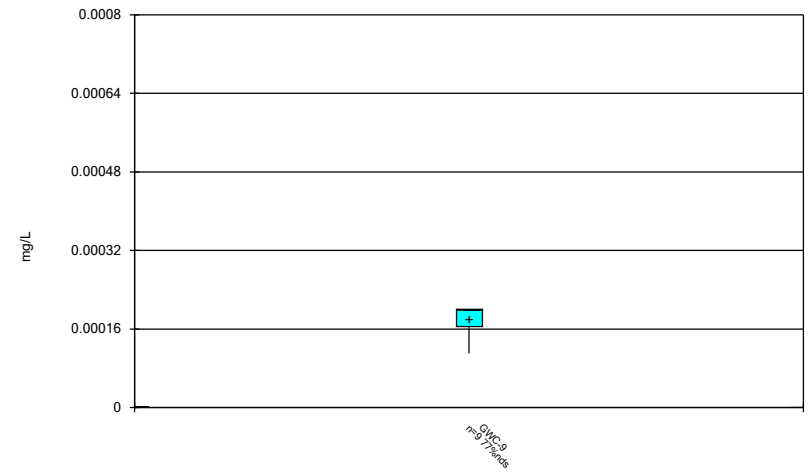
Constituent: Mercury Analysis Run 10/31/2022 4:45 PM View: Descriptive
 Plant McIntosh Client: Southern Company Data: McIntosh LF4 CCR

Box & Whiskers Plot



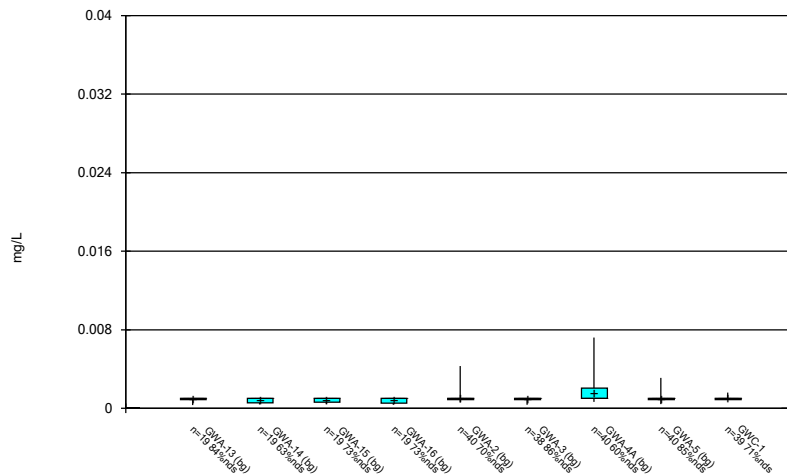
Constituent: Mercury Analysis Run 10/31/2022 4:45 PM View: Descriptive
 Plant McIntosh Client: Southern Company Data: McIntosh LF4 CCR

Box & Whiskers Plot



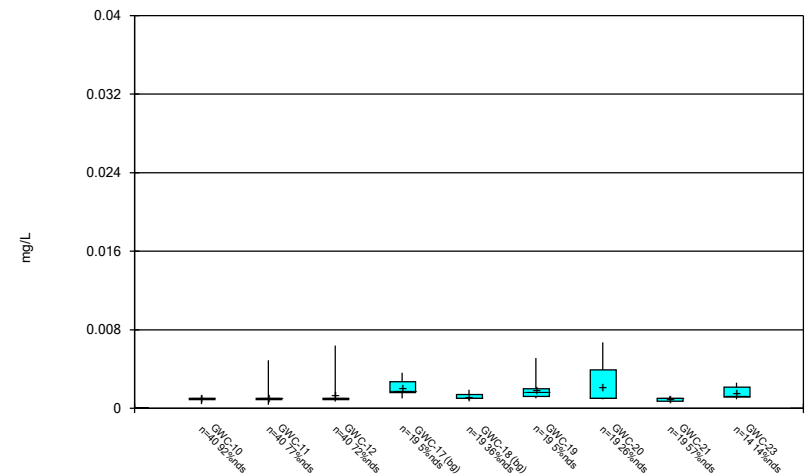
Constituent: Mercury Analysis Run 10/31/2022 4:45 PM View: Descriptive
 Plant McIntosh Client: Southern Company Data: McIntosh LF4 CCR

Box & Whiskers Plot



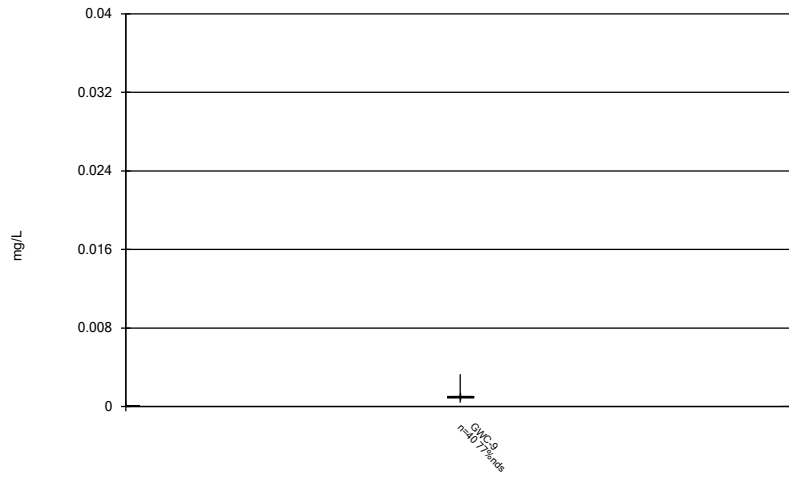
Constituent: Nickel Analysis Run 10/31/2022 4:45 PM View: Descriptive
 Plant McIntosh Client: Southern Company Data: McIntosh LF4 CCR

Box & Whiskers Plot



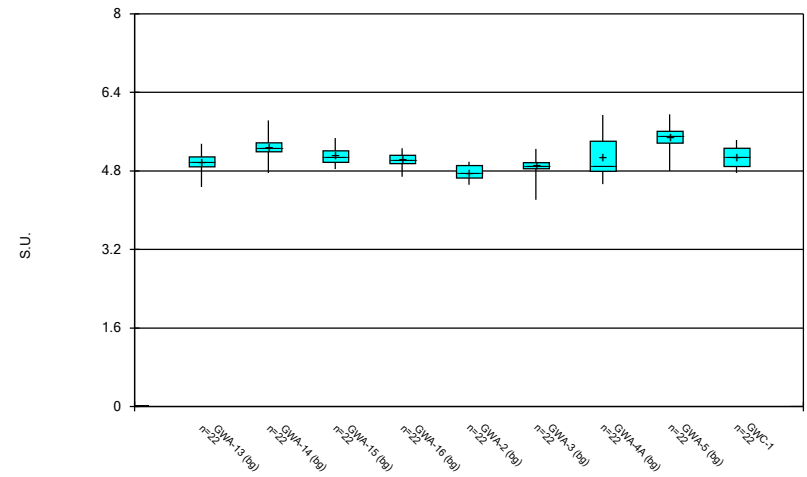
Constituent: Nickel Analysis Run 10/31/2022 4:45 PM View: Descriptive
 Plant McIntosh Client: Southern Company Data: McIntosh LF4 CCR

Box & Whiskers Plot



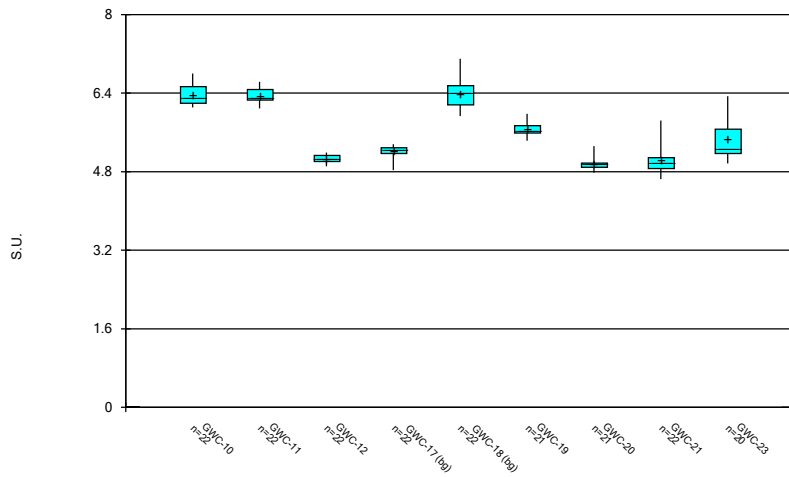
Constituent: Nickel Analysis Run 10/31/2022 4:45 PM View: Descriptive
 Plant McIntosh Client: Southern Company Data: McIntosh LF4 CCR

Box & Whiskers Plot



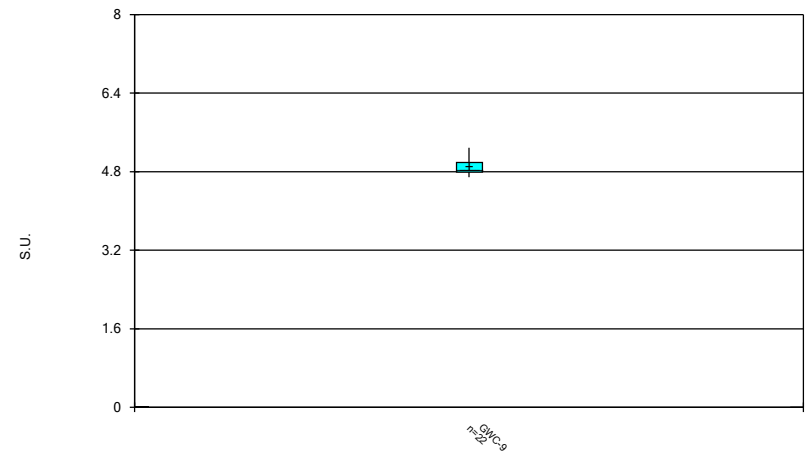
Constituent: pH Analysis Run 10/31/2022 4:45 PM View: Descriptive
 Plant McIntosh Client: Southern Company Data: McIntosh LF4 CCR

Box & Whiskers Plot



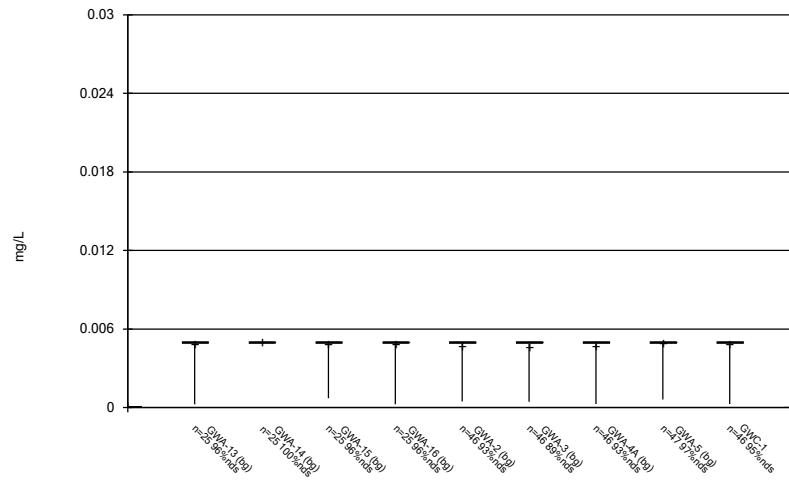
Constituent: pH Analysis Run 10/31/2022 4:45 PM View: Descriptive
 Plant McIntosh Client: Southern Company Data: McIntosh LF4 CCR

Box & Whiskers Plot



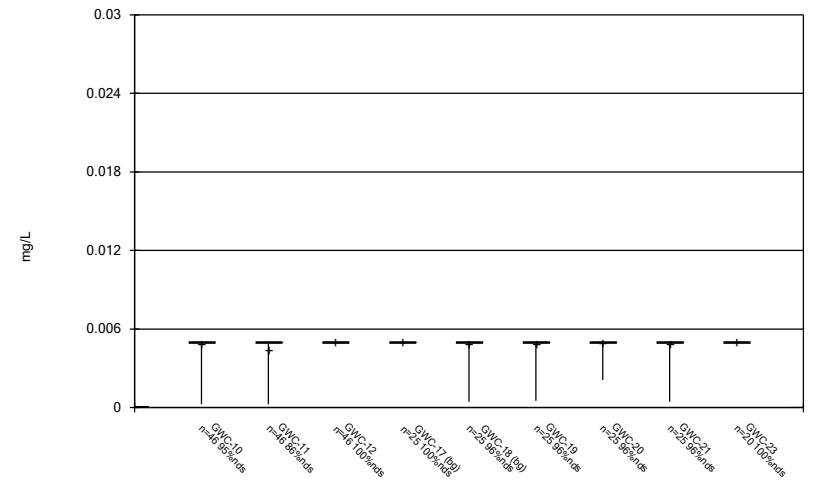
Constituent: pH Analysis Run 10/31/2022 4:45 PM View: Descriptive
 Plant McIntosh Client: Southern Company Data: McIntosh LF4 CCR

Box & Whiskers Plot




Constituent: Selenium Analysis Run 10/31/2022 4:45 PM View: Descriptive
 Plant McIntosh Client: Southern Company Data: McIntosh LF4 CCR

Box & Whiskers Plot



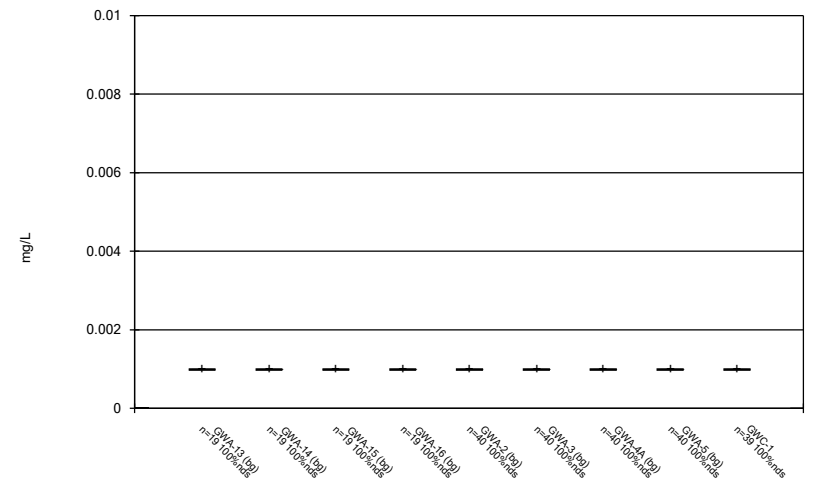
Constituent: Selenium Analysis Run 10/31/2022 4:45 PM View: Descriptive
 Plant McIntosh Client: Southern Company Data: McIntosh LF4 CCR

Box & Whiskers Plot



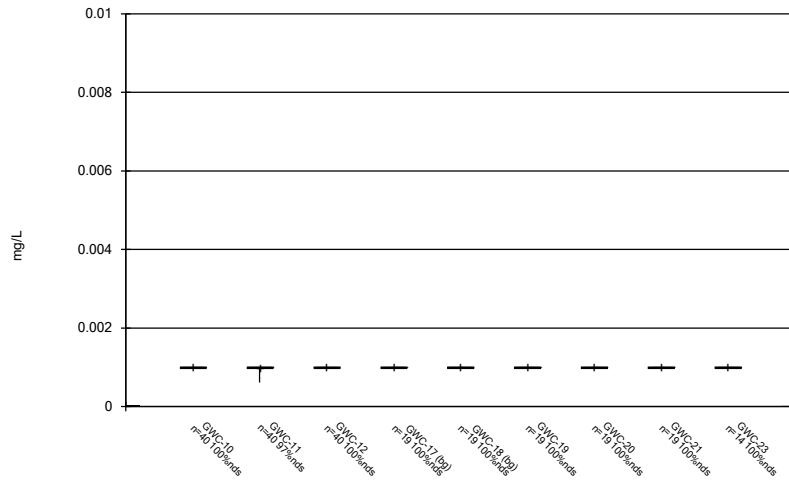
Constituent: Selenium Analysis Run 10/31/2022 4:45 PM View: Descriptive
 Plant McIntosh Client: Southern Company Data: McIntosh LF4 CCR

Box & Whiskers Plot



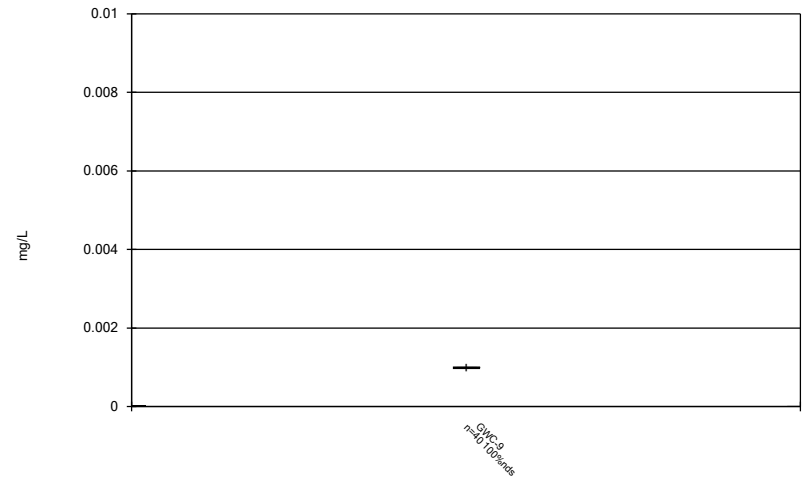
Constituent: Silver Analysis Run 10/31/2022 4:45 PM View: Descriptive
 Plant McIntosh Client: Southern Company Data: McIntosh LF4 CCR

Box & Whiskers Plot



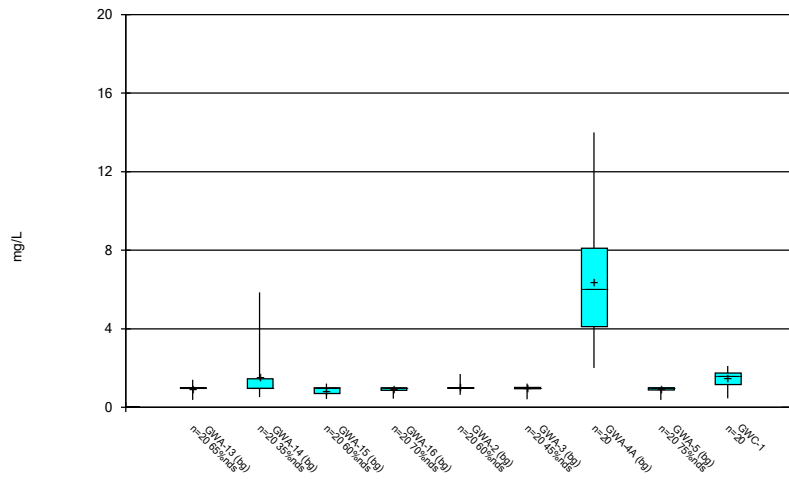
Constituent: Silver Analysis Run 10/31/2022 4:45 PM View: Descriptive
 Plant McIntosh Client: Southern Company Data: McIntosh LF4 CCR

Box & Whiskers Plot



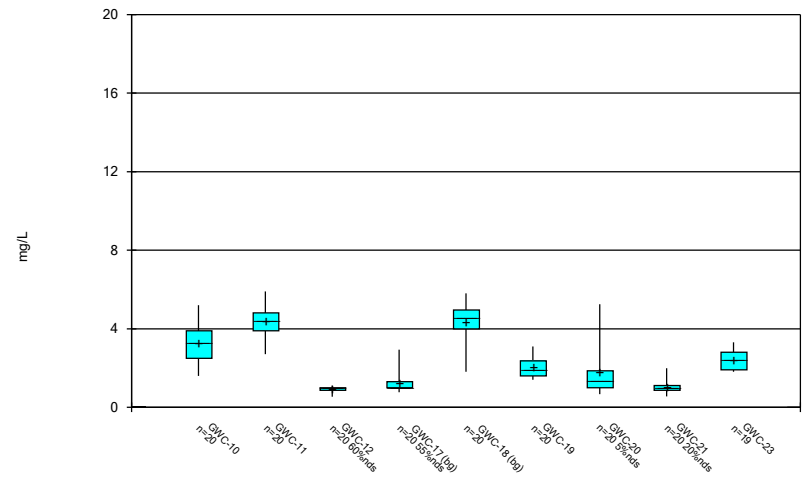
Constituent: Silver Analysis Run 10/31/2022 4:45 PM View: Descriptive
 Plant McIntosh Client: Southern Company Data: McIntosh LF4 CCR

Box & Whiskers Plot



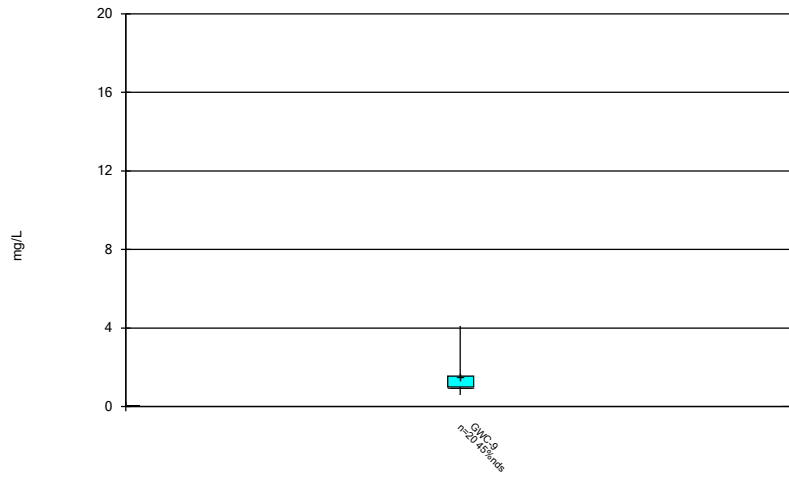
Constituent: Sulfate Analysis Run 10/31/2022 4:45 PM View: Descriptive
 Plant McIntosh Client: Southern Company Data: McIntosh LF4 CCR

Box & Whiskers Plot



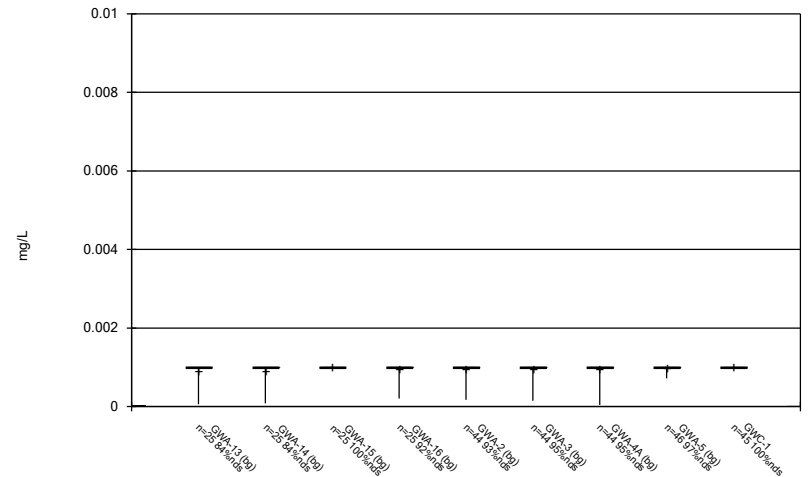
Constituent: Sulfate Analysis Run 10/31/2022 4:45 PM View: Descriptive
 Plant McIntosh Client: Southern Company Data: McIntosh LF4 CCR

Box & Whiskers Plot



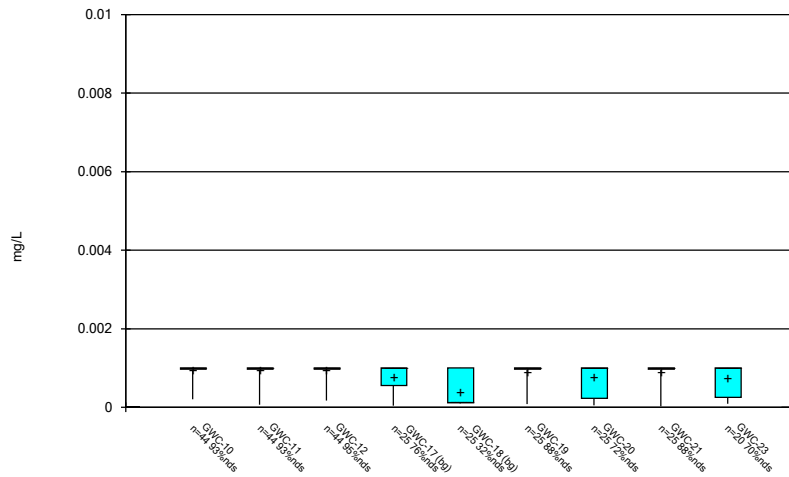
Constituent: Sulfate Analysis Run 10/31/2022 4:45 PM View: Descriptive
Plant McIntosh Client: Southern Company Data: McIntosh LF4 CCR

Box & Whiskers Plot



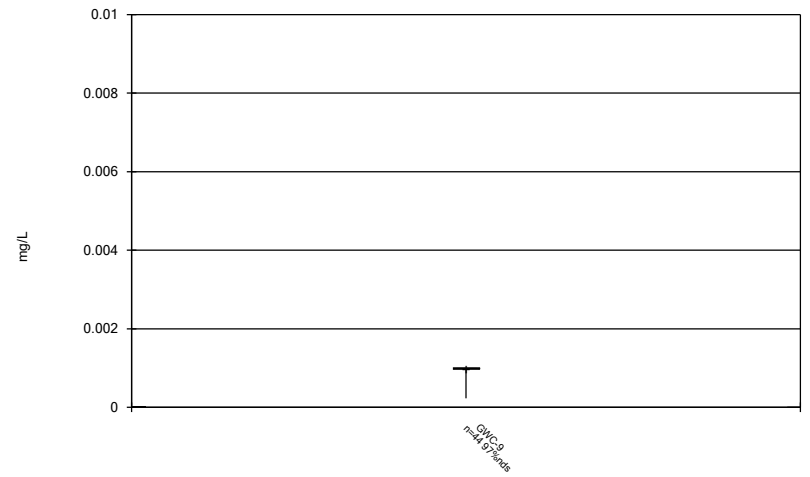
Constituent: Thallium Analysis Run 10/31/2022 4:45 PM View: Descriptive
Plant McIntosh Client: Southern Company Data: McIntosh LF4 CCR

Box & Whiskers Plot



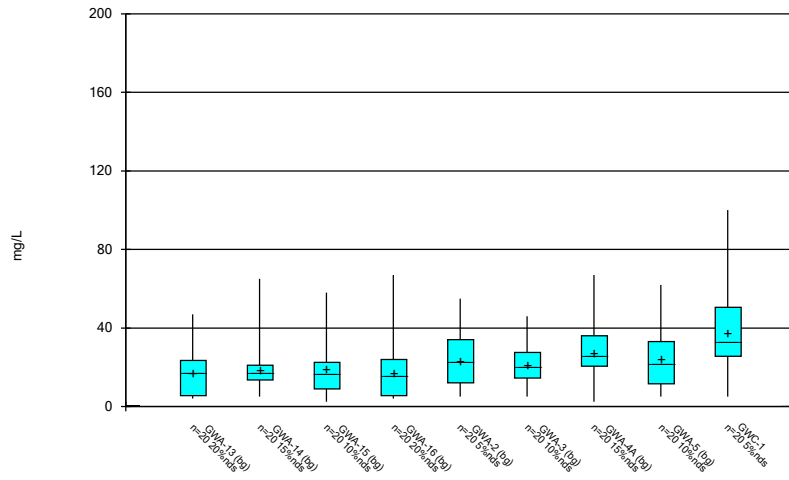
Constituent: Thallium Analysis Run 10/31/2022 4:45 PM View: Descriptive
Plant McIntosh Client: Southern Company Data: McIntosh LF4 CCR

Box & Whiskers Plot



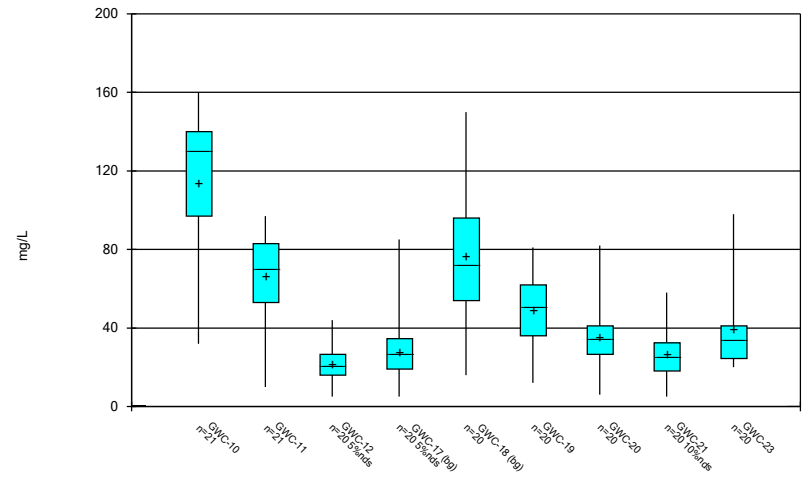
Constituent: Thallium Analysis Run 10/31/2022 4:45 PM View: Descriptive
Plant McIntosh Client: Southern Company Data: McIntosh LF4 CCR

Box & Whiskers Plot



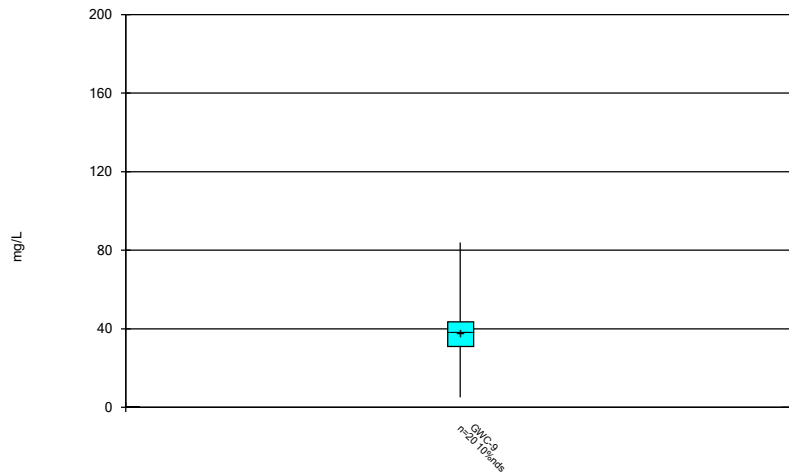
Constituent: Total Dissolved Solids Analysis Run 10/31/2022 4:45 PM View: Descriptive
 Plant McIntosh Client: Southern Company Data: McIntosh LF4 CCR

Box & Whiskers Plot



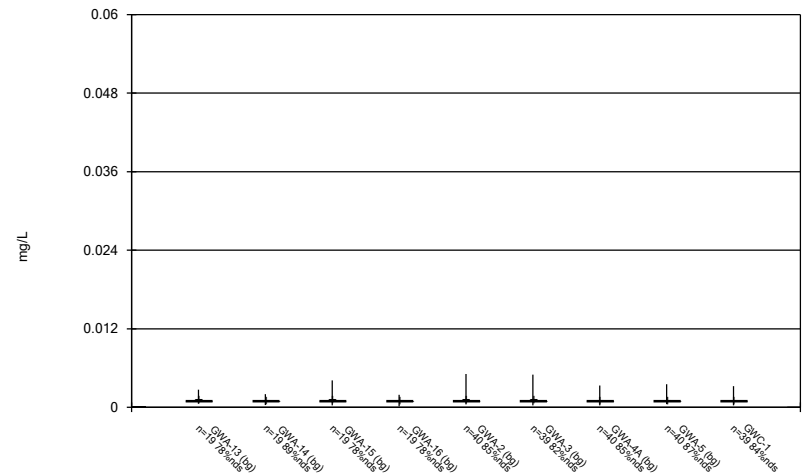
Constituent: Total Dissolved Solids Analysis Run 10/31/2022 4:45 PM View: Descriptive
 Plant McIntosh Client: Southern Company Data: McIntosh LF4 CCR

Box & Whiskers Plot



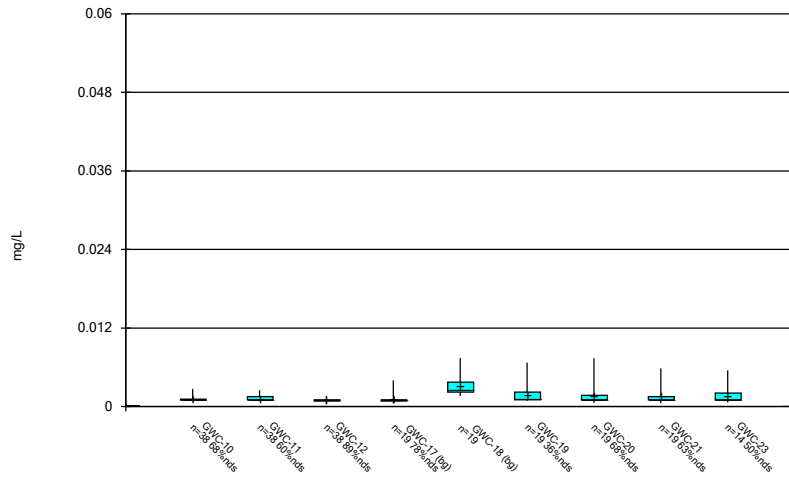
Constituent: Total Dissolved Solids Analysis Run 10/31/2022 4:45 PM View: Descriptive
 Plant McIntosh Client: Southern Company Data: McIntosh LF4 CCR

Box & Whiskers Plot



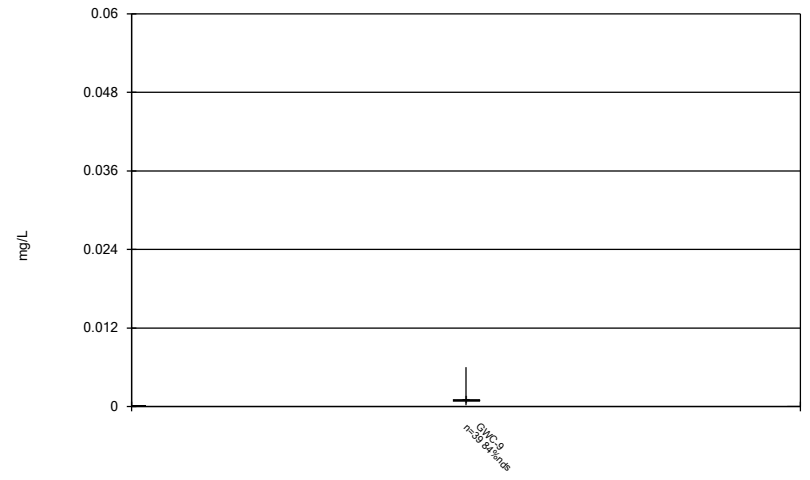
Constituent: Vanadium Analysis Run 10/31/2022 4:45 PM View: Descriptive
 Plant McIntosh Client: Southern Company Data: McIntosh LF4 CCR

Box & Whiskers Plot



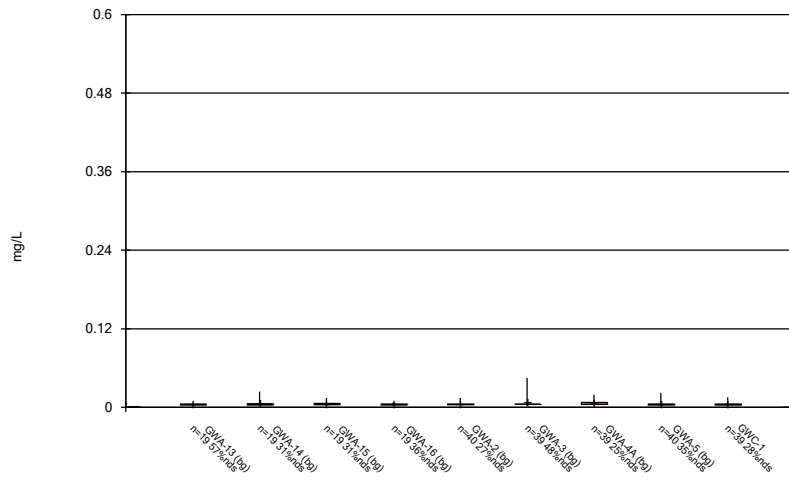
Constituent: Vanadium Analysis Run 10/31/2022 4:45 PM View: Descriptive
 Plant McIntosh Client: Southern Company Data: McIntosh LF4 CCR

Box & Whiskers Plot



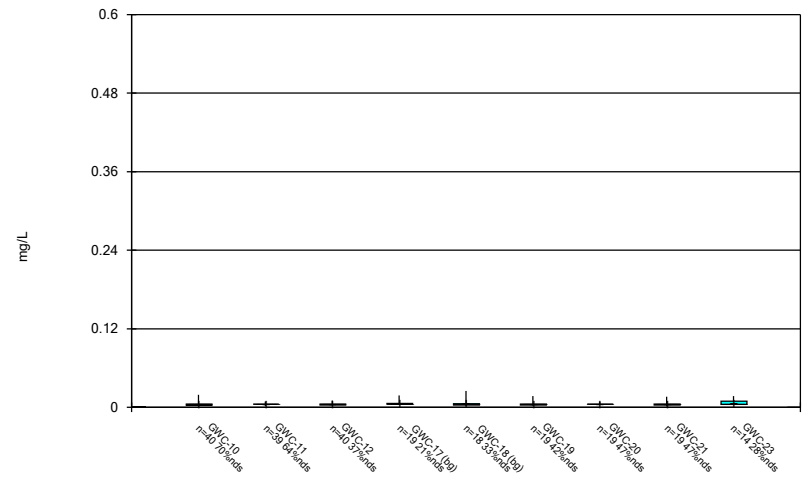
Constituent: Vanadium Analysis Run 10/31/2022 4:45 PM View: Descriptive
 Plant McIntosh Client: Southern Company Data: McIntosh LF4 CCR

Box & Whiskers Plot



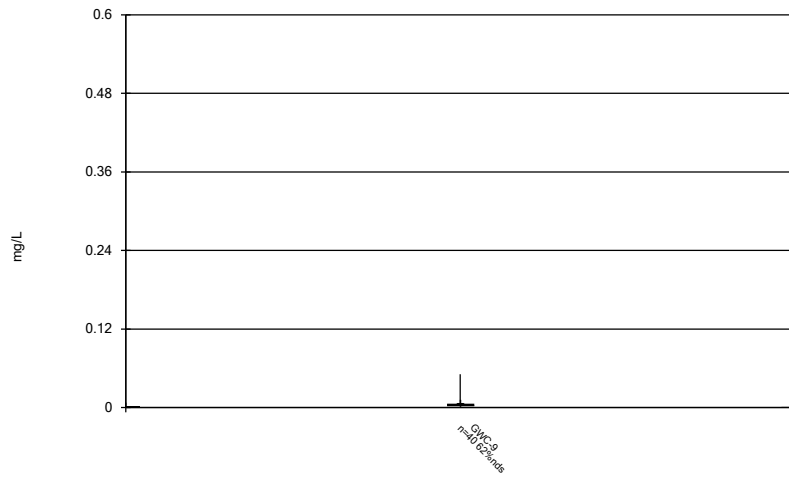
Constituent: Zinc Analysis Run 10/31/2022 4:45 PM View: Descriptive
 Plant McIntosh Client: Southern Company Data: McIntosh LF4 CCR

Box & Whiskers Plot



Constituent: Zinc Analysis Run 10/31/2022 4:45 PM View: Descriptive
 Plant McIntosh Client: Southern Company Data: McIntosh LF4 CCR

Box & Whiskers Plot



Constituent: Zinc Analysis Run 10/31/2022 4:45 PM View: Descriptive
Plant McIntosh Client: Southern Company Data: McIntosh LF4 CCR

FIGURE C.

Outlier Summary

Plant McIntosh Client: Southern Company Data: McIntosh LF4 CCR Printed 10/28/2022, 11:36 AM

Date	GWA-3 Arsenic (mg/L)	GWA-3 Barium (mg/L)	GWA-5 Barium (mg/L)	GWC-11 Barium (mg/L)	GWC-17 Beryllium (mg/L)	GWA-5 Chloride (mg/L)	GWA-13 Chromium (mg/L)	GWA-2 Chromium (mg/L)	GWA-3 Chromium (mg/L)	GWA-5 Chromium (mg/L)
8/25/2004									0.22 (O)	
9/11/2004										
12/7/2005										
7/6/2007		0.1 (O)								
6/20/2008										
12/7/2008		0.097 (O)		0.093 (O)						
1/5/2011	0.0089 (o)	0.21 (O)							0.077 (O)	
7/11/2012							0.0061 (O)			
1/19/2013										
1/14/2016										
4/20/2016					<0.003 (o)		<0.002 (o)			
6/16/2016										
9/27/2016										
1/12/2017										
1/13/2017										
1/24/2017			0.42 (o)							
1/30/2019										
3/27/2019										
9/15/2020					18 (o)					

Outlier Summary

Plant McIntosh Client: Southern Company Data: McIntosh LF4 CCR Printed 10/28/2022, 11:36 AM

	GWA-4A Zinc (mg/L)	GWC-11 Zinc (mg/L)	GWC-18 Zinc (mg/L)
8/25/2004			
9/11/2004			
12/7/2005	0.06 (O)		
7/6/2007			
6/20/2008			
12/7/2008		0.041 (O)	
1/5/2011			
7/11/2012			
1/19/2013			
1/14/2016			
4/20/2016			
6/16/2016			
9/27/2016			
1/12/2017			
1/13/2017			
1/24/2017			
1/30/2019			0.5 (o)
3/27/2019			
9/15/2020			

FIGURE D.

Intrawell Prediction Limit (Appendix I) - Significant Results

Plant McIntosh Client: Southern Company Data: McIntosh LF4 CCR Printed 10/31/2022, 11:38 AM

Constituent	Well	Upper Lim.	Lower Lim.	Date	Observ.	Sig.	Bg N	%NDs	ND Adj.	Transform	Alpha	Method
Lead (mg/L)	GWA-3	0.001	n/a	8/2/2022	0.015	Yes	43	100	n/a	n/a	0.001037	NP Intra (NDs) 1 of 2
Lead (mg/L)	GWA-4A	0.001	n/a	8/3/2022	0.0037	Yes	44	95.45	n/a	n/a	0.0009963	NP Intra (NDs) 1 of 2
Nickel (mg/L)	GWC-12	0.0057	n/a	8/3/2022	0.0064	Yes	38	76.32	n/a	n/a	0.001294	NP Intra (NDs) 1 of 2
Nickel (mg/L)	GWC-19	0.002851	n/a	8/3/2022	0.0051	Yes	17	5.882	None	No	0.0003901	Param Intra 1 of 2
Vanadium (mg/L)	GWC-12	0.0015	n/a	8/3/2022	0.0016	Yes	36	91.67	n/a	n/a	0.001429	NP Intra (NDs) 1 of 2
Zinc (mg/L)	GWC-21	0.0097	n/a	8/4/2022	0.016	Yes	17	52.94	n/a	n/a	0.005914	NP Intra (NDs) 1 of 2
Zinc (mg/L)	GWC-23	0.01473	n/a	8/4/2022	0.016	Yes	12	33.33	Kaplan-Meier	sqrt(x)	0.0003901	Param Intra 1 of 2

Intrawell Prediction Limit (Appendix I) - All Results

Plant McIntosh Client: Southern Company Data: McIntosh LF4 CCR Printed 10/31/2022, 11:39 AM

Constituent	Well	Upper Lim.	Lower Lim.	Date	Observ.	Sig.	Bg N	%NDs	ND Adj.	Transform	Alpha	Method
Antimony (mg/L)	GWA-13	0.002	n/a	8/2/2022	0.002ND	No	23	95.65	n/a	n/a	0.003415	NP Intra (NDs) 1 of 2
Antimony (mg/L)	GWA-14	0.002	n/a	8/2/2022	0.002ND	No	23	95.65	n/a	n/a	0.003415	NP Intra (NDs) 1 of 2
Antimony (mg/L)	GWA-2	0.002	n/a	8/2/2022	0.002ND	No	44	97.73	n/a	n/a	0.0009963	NP Intra (NDs) 1 of 2
Antimony (mg/L)	GWA-3	0.0022	n/a	8/2/2022	0.002ND	No	44	95.45	n/a	n/a	0.0009963	NP Intra (NDs) 1 of 2
Antimony (mg/L)	GWC-1	0.002	n/a	8/3/2022	0.00057J	No	44	100	n/a	n/a	0.0009963	NP Intra (NDs) 1 of 2
Antimony (mg/L)	GWC-18	0.002	n/a	8/2/2022	0.002ND	No	23	95.65	n/a	n/a	0.003415	NP Intra (NDs) 1 of 2
Arsenic (mg/L)	GWA-13	0.001	n/a	8/2/2022	0.001ND	No	23	95.65	n/a	n/a	0.003415	NP Intra (NDs) 1 of 2
Arsenic (mg/L)	GWA-14	0.001	n/a	8/2/2022	0.001ND	No	23	95.65	n/a	n/a	0.003415	NP Intra (NDs) 1 of 2
Arsenic (mg/L)	GWA-15	0.001	n/a	8/2/2022	0.001ND	No	23	86.96	n/a	n/a	0.003415	NP Intra (NDs) 1 of 2
Arsenic (mg/L)	GWA-16	0.001	n/a	8/2/2022	0.001ND	No	23	95.65	n/a	n/a	0.003415	NP Intra (NDs) 1 of 2
Arsenic (mg/L)	GWA-3	0.0011	n/a	8/2/2022	0.001ND	No	43	93.02	n/a	n/a	0.001037	NP Intra (NDs) 1 of 2
Arsenic (mg/L)	GWA-4A	0.0027	n/a	8/3/2022	0.001ND	No	44	75	n/a	n/a	0.0009963	NP Intra (NDs) 1 of 2
Arsenic (mg/L)	GWA-5	0.0027	n/a	8/2/2022	0.001ND	No	46	93.48	n/a	n/a	0.0009151	NP Intra (NDs) 1 of 2
Arsenic (mg/L)	GWC-1	0.001	n/a	8/3/2022	0.001ND	No	44	97.73	n/a	n/a	0.0009963	NP Intra (NDs) 1 of 2
Arsenic (mg/L)	GWC-10	0.0013	n/a	8/3/2022	0.00052J	No	44	79.55	n/a	n/a	0.0009963	NP Intra (NDs) 1 of 2
Arsenic (mg/L)	GWC-11	0.005	n/a	8/2/2022	0.0013	No	44	59.09	n/a	n/a	0.0009963	NP Intra (NDs) 1 of 2
Arsenic (mg/L)	GWC-12	0.0011	n/a	8/3/2022	0.001ND	No	44	90.91	n/a	n/a	0.0009963	NP Intra (NDs) 1 of 2
Arsenic (mg/L)	GWC-17	0.001	n/a	8/2/2022	0.001ND	No	23	82.61	n/a	n/a	0.003415	NP Intra (NDs) 1 of 2
Arsenic (mg/L)	GWC-18	0.001599	n/a	8/2/2022	0.0009J	No	23	26.09	Kaplan-Meier	No	0.0003901	Param Intra 1 of 2
Arsenic (mg/L)	GWC-19	0.001	n/a	8/3/2022	0.001ND	No	23	86.96	n/a	n/a	0.003415	NP Intra (NDs) 1 of 2
Arsenic (mg/L)	GWC-20	0.001	n/a	8/3/2022	0.001ND	No	23	86.96	n/a	n/a	0.003415	NP Intra (NDs) 1 of 2
Arsenic (mg/L)	GWC-21	0.0022	n/a	8/4/2022	0.001ND	No	23	73.91	n/a	n/a	0.003415	NP Intra (NDs) 1 of 2
Arsenic (mg/L)	GWC-23	0.0021	n/a	8/4/2022	0.00053J	No	18	55.56	n/a	n/a	0.005373	NP Intra (NDs) 1 of 2
Arsenic (mg/L)	GWC-9	0.001	n/a	8/3/2022	0.001ND	No	44	93.18	n/a	n/a	0.0009963	NP Intra (NDs) 1 of 2
Barium (mg/L)	GWA-13	0.03	n/a	8/2/2022	0.016	No	23	0	n/a	n/a	0.003415	NP Intra (normality) 1 of 2
Barium (mg/L)	GWA-14	0.018	n/a	8/2/2022	0.014	No	23	0	n/a	n/a	0.003415	NP Intra (normality) 1 of 2
Barium (mg/L)	GWA-15	0.0298	n/a	8/2/2022	0.023	No	23	0	None	No	0.0003901	Param Intra 1 of 2
Barium (mg/L)	GWA-16	0.039	n/a	8/2/2022	0.029	No	23	0	n/a	n/a	0.003415	NP Intra (normality) 1 of 2
Barium (mg/L)	GWA-2	0.03951	n/a	8/2/2022	0.032	No	21	0	None	x^2	0.0003901	Param Intra 1 of 2
Barium (mg/L)	GWA-3	0.02824	n/a	8/2/2022	0.012	No	41	0	None	sqrt(x)	0.0003901	Param Intra 1 of 2
Barium (mg/L)	GWA-4A	0.03912	n/a	8/3/2022	0.032	No	44	0	None	No	0.0003901	Param Intra 1 of 2
Barium (mg/L)	GWA-5	0.07111	n/a	8/2/2022	0.043	No	26	0	None	No	0.0003901	Param Intra 1 of 2
Barium (mg/L)	GWC-1	0.05868	n/a	8/3/2022	0.029	No	26	0	None	No	0.0003901	Param Intra 1 of 2
Barium (mg/L)	GWC-10	0.04584	n/a	8/3/2022	0.017	No	44	0	None	ln(x)	0.0003901	Param Intra 1 of 2
Barium (mg/L)	GWC-11	0.026	n/a	8/2/2022	0.011	No	43	0	n/a	n/a	0.001037	NP Intra (normality) 1 of 2
Barium (mg/L)	GWC-12	0.016	n/a	8/3/2022	0.011	No	44	0	n/a	n/a	0.0009963	NP Intra (normality) 1 of 2
Barium (mg/L)	GWC-17	0.021	n/a	8/2/2022	0.017	No	23	0	n/a	n/a	0.003415	NP Intra (normality) 1 of 2
Barium (mg/L)	GWC-18	0.02733	n/a	8/2/2022	0.013	No	16	0	None	No	0.0003901	Param Intra 1 of 2
Barium (mg/L)	GWC-19	0.02234	n/a	8/3/2022	0.011	No	18	0	None	No	0.0003901	Param Intra 1 of 2
Barium (mg/L)	GWC-20	0.02816	n/a	8/3/2022	0.018	No	17	0	None	No	0.0003901	Param Intra 1 of 2
Barium (mg/L)	GWC-21	0.02892	n/a	8/4/2022	0.022	No	23	0	None	sqrt(x)	0.0003901	Param Intra 1 of 2
Barium (mg/L)	GWC-23	0.05222	n/a	8/4/2022	0.017	No	11	0	None	No	0.0003901	Param Intra 1 of 2
Barium (mg/L)	GWC-9	0.03659	n/a	8/3/2022	0.03	No	44	0	None	No	0.0003901	Param Intra 1 of 2
Beryllium (mg/L)	GWA-13	0.0025	n/a	8/2/2022	0.0025ND	No	22	86.36	n/a	n/a	0.003707	NP Intra (NDs) 1 of 2
Beryllium (mg/L)	GWA-14	0.0025	n/a	8/2/2022	0.0025ND	No	23	91.3	n/a	n/a	0.003415	NP Intra (NDs) 1 of 2
Beryllium (mg/L)	GWA-15	0.0025	n/a	8/2/2022	0.0025ND	No	23	95.65	n/a	n/a	0.003415	NP Intra (NDs) 1 of 2
Beryllium (mg/L)	GWA-16	0.0025	n/a	8/2/2022	0.0025ND	No	23	91.3	n/a	n/a	0.003415	NP Intra (NDs) 1 of 2
Beryllium (mg/L)	GWA-2	0.0025	n/a	8/2/2022	0.0025ND	No	44	86.36	n/a	n/a	0.0009963	NP Intra (NDs) 1 of 2
Beryllium (mg/L)	GWA-3	0.0025	n/a	8/2/2022	0.0025ND	No	44	95.45	n/a	n/a	0.0009963	NP Intra (NDs) 1 of 2
Beryllium (mg/L)	GWA-4A	0.0025	n/a	8/3/2022	0.0025ND	No	44	90.91	n/a	n/a	0.0009963	NP Intra (NDs) 1 of 2
Beryllium (mg/L)	GWA-5	0.0025	n/a	8/2/2022	0.0025ND	No	46	93.48	n/a	n/a	0.0009151	NP Intra (NDs) 1 of 2
Beryllium (mg/L)	GWC-1	0.0025	n/a	8/3/2022	0.0025ND	No	44	79.55	n/a	n/a	0.0009963	NP Intra (NDs) 1 of 2
Beryllium (mg/L)	GWC-10	0.0025	n/a	8/3/2022	0.0025ND	No	44	93.18	n/a	n/a	0.0009963	NP Intra (NDs) 1 of 2
Beryllium (mg/L)	GWC-11	0.0025	n/a	8/2/2022	0.0025ND	No	44	95.45	n/a	n/a	0.0009963	NP Intra (NDs) 1 of 2
Beryllium (mg/L)	GWC-12	0.0025	n/a	8/3/2022	0.00027J	No	44	81.82	n/a	n/a	0.0009963	NP Intra (NDs) 1 of 2

Intrawell Prediction Limit (Appendix I) - All Results

Plant McIntosh Client: Southern Company Data: McIntosh LF4 CCR Printed 10/31/2022, 11:39 AM

Constituent	Well	Upper Lim.	Lower Lim.	Date	Observ.	Sig.	Bg N	%NDs	ND Adj.	Transform	Alpha	Method
Beryllium (mg/L)	GWC-17	0.001	n/a	8/2/2022	0.00057J	No	22	0	n/a	n/a	0.003707	NP Intra (normality) 1 of 2
Beryllium (mg/L)	GWC-18	0.0025	n/a	8/2/2022	0.0025ND	No	23	95.65	n/a	n/a	0.003415	NP Intra (NDs) 1 of 2
Beryllium (mg/L)	GWC-19	0.0025	n/a	8/3/2022	0.0025ND	No	23	56.52	n/a	n/a	0.003415	NP Intra (NDs) 1 of 2
Beryllium (mg/L)	GWC-20	0.0025	n/a	8/3/2022	0.00031J	No	23	56.52	n/a	n/a	0.003415	NP Intra (NDs) 1 of 2
Beryllium (mg/L)	GWC-21	0.0025	n/a	8/4/2022	0.0025ND	No	23	91.3	n/a	n/a	0.003415	NP Intra (NDs) 1 of 2
Beryllium (mg/L)	GWC-23	0.0025	n/a	8/4/2022	0.0025ND	No	18	88.89	n/a	n/a	0.005373	NP Intra (NDs) 1 of 2
Beryllium (mg/L)	GWC-9	0.0025	n/a	8/3/2022	0.0025ND	No	44	90.91	n/a	n/a	0.0009963	NP Intra (NDs) 1 of 2
Cadmium (mg/L)	GWA-13	0.0025	n/a	8/2/2022	0.0025ND	No	23	91.3	n/a	n/a	0.003415	NP Intra (NDs) 1 of 2
Cadmium (mg/L)	GWA-14	0.0025	n/a	8/2/2022	0.0025ND	No	23	91.3	n/a	n/a	0.003415	NP Intra (NDs) 1 of 2
Cadmium (mg/L)	GWA-16	0.0025	n/a	8/2/2022	0.0025ND	No	23	95.65	n/a	n/a	0.003415	NP Intra (NDs) 1 of 2
Cadmium (mg/L)	GWA-4A	0.0025	n/a	8/3/2022	0.0025ND	No	44	93.18	n/a	n/a	0.0009963	NP Intra (NDs) 1 of 2
Cadmium (mg/L)	GWC-1	0.0025	n/a	8/3/2022	0.0001J	No	44	100	n/a	n/a	0.0009963	NP Intra (NDs) 1 of 2
Cadmium (mg/L)	GWC-17	0.0008068	n/a	8/2/2022	0.00057J	No	23	0	None	No	0.0003901	Param Intra 1 of 2
Cadmium (mg/L)	GWC-18	0.0025	n/a	8/2/2022	0.0025ND	No	23	95.65	n/a	n/a	0.003415	NP Intra (NDs) 1 of 2
Cadmium (mg/L)	GWC-19	0.0025	n/a	8/3/2022	0.00016J	No	23	82.61	n/a	n/a	0.003415	NP Intra (NDs) 1 of 2
Cadmium (mg/L)	GWC-20	0.0025	n/a	8/3/2022	0.00016J	No	23	60.87	n/a	n/a	0.003415	NP Intra (NDs) 1 of 2
Cadmium (mg/L)	GWC-21	0.0025	n/a	8/4/2022	0.00014J	No	23	82.61	n/a	n/a	0.003415	NP Intra (NDs) 1 of 2
Cadmium (mg/L)	GWC-23	0.0025	n/a	8/4/2022	0.0025ND	No	18	88.89	n/a	n/a	0.005373	NP Intra (NDs) 1 of 2
Cadmium (mg/L)	GWC-9	0.0025	n/a	8/3/2022	0.00011J	No	44	100	n/a	n/a	0.0009963	NP Intra (NDs) 1 of 2
Chromium (mg/L)	GWA-13	0.0094	n/a	8/2/2022	0.002ND	No	21	66.67	n/a	n/a	0.003999	NP Intra (NDs) 1 of 2
Chromium (mg/L)	GWA-14	0.0047	n/a	8/2/2022	0.002ND	No	22	86.36	n/a	n/a	0.003707	NP Intra (NDs) 1 of 2
Chromium (mg/L)	GWA-15	0.0051	n/a	8/2/2022	0.002ND	No	22	63.64	n/a	n/a	0.003707	NP Intra (NDs) 1 of 2
Chromium (mg/L)	GWA-16	0.024	n/a	8/2/2022	0.002ND	No	22	36.36	n/a	n/a	0.003707	NP Intra (normality) 1 of 2
Chromium (mg/L)	GWA-2	0.003313	n/a	8/2/2022	0.0015J	No	43	20.93	Kaplan-Meier	sqrt(x)	0.0003901	Param Intra 1 of 2
Chromium (mg/L)	GWA-3	0.003714	n/a	8/2/2022	0.002ND	No	43	34.88	Kaplan-Meier	ln(x)	0.0003901	Param Intra 1 of 2
Chromium (mg/L)	GWA-4A	0.0096	n/a	8/3/2022	0.002ND	No	44	70.45	n/a	n/a	0.0009963	NP Intra (NDs) 1 of 2
Chromium (mg/L)	GWA-5	0.0054	n/a	8/2/2022	0.002ND	No	45	68.89	n/a	n/a	0.0009557	NP Intra (NDs) 1 of 2
Chromium (mg/L)	GWC-1	0.005	n/a	8/3/2022	0.0015J	No	44	40.91	n/a	n/a	0.0009963	NP Intra (normality) 1 of 2
Chromium (mg/L)	GWC-10	0.01	n/a	8/3/2022	0.0031	No	44	20.45	n/a	n/a	0.0009963	NP Intra (normality) 1 of 2
Chromium (mg/L)	GWC-11	0.01048	n/a	8/2/2022	0.0046	No	44	2.273	None	No	0.0003901	Param Intra 1 of 2
Chromium (mg/L)	GWC-12	0.01	n/a	8/3/2022	0.0019J	No	44	18.18	n/a	n/a	0.0009963	NP Intra (normality) 1 of 2
Chromium (mg/L)	GWC-17	0.01	n/a	8/2/2022	0.0033	No	22	22.73	n/a	n/a	0.003707	NP Intra (normality) 1 of 2
Chromium (mg/L)	GWC-18	0.006324	n/a	8/2/2022	0.0025	No	22	0	None	ln(x)	0.0003901	Param Intra 1 of 2
Chromium (mg/L)	GWC-19	0.0056	n/a	8/3/2022	0.0017J	No	22	13.64	n/a	n/a	0.003707	NP Intra (normality) 1 of 2
Chromium (mg/L)	GWC-20	0.005	n/a	8/3/2022	0.002ND	No	22	81.82	n/a	n/a	0.003707	NP Intra (NDs) 1 of 2
Chromium (mg/L)	GWC-21	0.0044	n/a	8/4/2022	0.002ND	No	21	85.71	n/a	n/a	0.003999	NP Intra (NDs) 1 of 2
Chromium (mg/L)	GWC-23	0.004	n/a	8/4/2022	0.0029	No	18	61.11	n/a	n/a	0.005373	NP Intra (NDs) 1 of 2
Chromium (mg/L)	GWC-9	0.0043	n/a	8/3/2022	0.002ND	No	43	67.44	n/a	n/a	0.001037	NP Intra (NDs) 1 of 2
Cobalt (mg/L)	GWA-13	0.001556	n/a	8/2/2022	0.00044J	No	23	17.39	Kaplan-Meier	ln(x)	0.0003901	Param Intra 1 of 2
Cobalt (mg/L)	GWA-14	0.0025	n/a	8/2/2022	0.00038J	No	23	39.13	n/a	n/a	0.003415	NP Intra (normality) 1 of 2
Cobalt (mg/L)	GWA-15	0.0025	n/a	8/2/2022	0.00042J	No	23	17.39	n/a	n/a	0.003415	NP Intra (normality) 1 of 2
Cobalt (mg/L)	GWA-16	0.00125	n/a	8/2/2022	0.00049J	No	23	13.04	n/a	n/a	0.003415	NP Intra (normality) 1 of 2
Cobalt (mg/L)	GWA-2	0.01	n/a	8/2/2022	0.0013J	No	44	47.73	n/a	n/a	0.0009963	NP Intra (normality) 1 of 2
Cobalt (mg/L)	GWA-3	0.0025	n/a	8/2/2022	0.00031J	No	43	79.07	n/a	n/a	0.001037	NP Intra (NDs) 1 of 2
Cobalt (mg/L)	GWA-4A	0.013	n/a	8/3/2022	0.0017J	No	44	50	n/a	n/a	0.0009963	NP Intra (normality) 1 of 2
Cobalt (mg/L)	GWA-5	0.011	n/a	8/2/2022	0.00085J	No	46	43.48	n/a	n/a	0.0009151	NP Intra (normality) 1 of 2
Cobalt (mg/L)	GWC-1	0.0025	n/a	8/3/2022	0.00034J	No	44	45.45	n/a	n/a	0.0009963	NP Intra (normality) 1 of 2
Cobalt (mg/L)	GWC-10	0.0025	n/a	8/3/2022	0.0025ND	No	44	93.18	n/a	n/a	0.0009963	NP Intra (NDs) 1 of 2
Cobalt (mg/L)	GWC-11	0.0071	n/a	8/2/2022	0.0025ND	No	44	81.82	n/a	n/a	0.0009963	NP Intra (NDs) 1 of 2
Cobalt (mg/L)	GWC-12	0.005	n/a	8/3/2022	0.00068J	No	43	48.84	n/a	n/a	0.001037	NP Intra (normality) 1 of 2
Cobalt (mg/L)	GWC-17	0.002151	n/a	8/2/2022	0.0025ND	No	23	17.39	Kaplan-Meier	sqrt(x)	0.0003901	Param Intra 1 of 2
Cobalt (mg/L)	GWC-18	0.0025	n/a	8/2/2022	0.0025ND	No	23	91.3	n/a	n/a	0.003415	NP Intra (NDs) 1 of 2
Cobalt (mg/L)	GWC-19	0.0025	n/a	8/3/2022	0.0025ND	No	23	78.26	n/a	n/a	0.003415	NP Intra (NDs) 1 of 2
Cobalt (mg/L)	GWC-20	0.003273	n/a	8/3/2022	0.00091J	No	17	0	None	No	0.0003901	Param Intra 1 of 2
Cobalt (mg/L)	GWC-21	0.002284	n/a	8/4/2022	0.00083J	No	22	9.091	None	No	0.0003901	Param Intra 1 of 2

Intrawell Prediction Limit (Appendix I) - All Results

Plant McIntosh Client: Southern Company Data: McIntosh LF4 CCR Printed 10/31/2022, 11:39 AM

Constituent	Well	Upper Lim.	Lower Lim.	Date	Observ.	Sig.	Bg N	%NDs	ND Adj.	Transform	Alpha	Method
Cobalt (mg/L)	GWC-23	0.01076	n/a	8/4/2022	0.0016J	No	18	0	None	No	0.0003901	Param Intra 1 of 2
Cobalt (mg/L)	GWC-9	0.0055	n/a	8/3/2022	0.00034J	No	44	50	n/a	n/a	0.0009963	NP Intra (normality) 1 of 2
Copper (mg/L)	GWA-13	0.002	n/a	8/2/2022	0.002ND	No	17	94.12	n/a	n/a	0.005914	NP Intra (NDs) 1 of 2
Copper (mg/L)	GWA-14	0.002	n/a	8/2/2022	0.002ND	No	17	88.24	n/a	n/a	0.005914	NP Intra (NDs) 1 of 2
Copper (mg/L)	GWA-15	0.002	n/a	8/2/2022	0.002ND	No	17	94.12	n/a	n/a	0.005914	NP Intra (NDs) 1 of 2
Copper (mg/L)	GWA-16	0.002	n/a	8/2/2022	0.002ND	No	17	88.24	n/a	n/a	0.005914	NP Intra (NDs) 1 of 2
Copper (mg/L)	GWA-2	0.003	n/a	8/2/2022	0.002ND	No	38	97.37	n/a	n/a	0.001294	NP Intra (NDs) 1 of 2
Copper (mg/L)	GWA-3	0.0034	n/a	8/2/2022	0.002ND	No	37	86.49	n/a	n/a	0.001361	NP Intra (NDs) 1 of 2
Copper (mg/L)	GWA-4A	0.0051	n/a	8/3/2022	0.002ND	No	38	81.58	n/a	n/a	0.001294	NP Intra (NDs) 1 of 2
Copper (mg/L)	GWA-5	0.0021	n/a	8/2/2022	0.002ND	No	38	94.74	n/a	n/a	0.001294	NP Intra (NDs) 1 of 2
Copper (mg/L)	GWC-1	0.002	n/a	8/3/2022	0.002ND	No	37	97.3	n/a	n/a	0.001361	NP Intra (NDs) 1 of 2
Copper (mg/L)	GWC-11	0.0027	n/a	8/2/2022	0.002ND	No	38	89.47	n/a	n/a	0.001294	NP Intra (NDs) 1 of 2
Copper (mg/L)	GWC-12	0.002	n/a	8/3/2022	0.002ND	No	38	94.74	n/a	n/a	0.001294	NP Intra (NDs) 1 of 2
Copper (mg/L)	GWC-17	0.0021	n/a	8/2/2022	0.002ND	No	17	82.35	n/a	n/a	0.005914	NP Intra (NDs) 1 of 2
Copper (mg/L)	GWC-18	0.0021	n/a	8/2/2022	0.002ND	No	17	64.71	n/a	n/a	0.005914	NP Intra (NDs) 1 of 2
Copper (mg/L)	GWC-19	0.002	n/a	8/3/2022	0.002ND	No	17	88.24	n/a	n/a	0.005914	NP Intra (NDs) 1 of 2
Copper (mg/L)	GWC-20	0.002	n/a	8/3/2022	0.002ND	No	17	88.24	n/a	n/a	0.005914	NP Intra (NDs) 1 of 2
Copper (mg/L)	GWC-21	0.002	n/a	8/4/2022	0.002ND	No	16	81.25	n/a	n/a	0.006456	NP Intra (NDs) 1 of 2
Copper (mg/L)	GWC-23	0.002	n/a	8/4/2022	0.002ND	No	12	75	n/a	n/a	0.01077	NP Intra (NDs) 1 of 2
Copper (mg/L)	GWC-9	0.0021	n/a	8/3/2022	0.002ND	No	38	92.11	n/a	n/a	0.001294	NP Intra (NDs) 1 of 2
Lead (mg/L)	GWA-13	0.001	n/a	8/2/2022	0.001ND	No	23	95.65	n/a	n/a	0.003415	NP Intra (NDs) 1 of 2
Lead (mg/L)	GWA-14	0.001	n/a	8/2/2022	0.001ND	No	23	91.3	n/a	n/a	0.003415	NP Intra (NDs) 1 of 2
Lead (mg/L)	GWA-16	0.001	n/a	8/2/2022	0.001ND	No	23	91.3	n/a	n/a	0.003415	NP Intra (NDs) 1 of 2
Lead (mg/L)	GWA-2	0.001	n/a	8/2/2022	0.00043J	No	44	97.73	n/a	n/a	0.0009963	NP Intra (NDs) 1 of 2
Lead (mg/L)	GWA-3	0.001	n/a	8/2/2022	0.015	Yes	43	100	n/a	n/a	0.001037	NP Intra (NDs) 1 of 2
Lead (mg/L)	GWA-4A	0.001	n/a	8/3/2022	0.0037	Yes	44	95.45	n/a	n/a	0.0009963	NP Intra (NDs) 1 of 2
Lead (mg/L)	GWA-5	0.001	n/a	8/2/2022	0.001ND	No	46	91.3	n/a	n/a	0.0009151	NP Intra (NDs) 1 of 2
Lead (mg/L)	GWC-11	0.001	n/a	8/2/2022	0.001ND	No	44	90.91	n/a	n/a	0.0009963	NP Intra (NDs) 1 of 2
Lead (mg/L)	GWC-18	0.001	n/a	8/2/2022	0.00029J	No	23	78.26	n/a	n/a	0.003415	NP Intra (NDs) 1 of 2
Lead (mg/L)	GWC-20	0.001	n/a	8/3/2022	0.001ND	No	23	95.65	n/a	n/a	0.003415	NP Intra (NDs) 1 of 2
Lead (mg/L)	GWC-21	0.001	n/a	8/4/2022	0.001ND	No	23	91.3	n/a	n/a	0.003415	NP Intra (NDs) 1 of 2
Lead (mg/L)	GWC-23	0.001	n/a	8/4/2022	0.00034J	No	18	88.89	n/a	n/a	0.005373	NP Intra (NDs) 1 of 2
Nickel (mg/L)	GWA-13	0.001	n/a	8/2/2022	0.001ND	No	17	82.35	n/a	n/a	0.005914	NP Intra (NDs) 1 of 2
Nickel (mg/L)	GWA-14	0.001	n/a	8/2/2022	0.001ND	No	17	58.82	n/a	n/a	0.005914	NP Intra (NDs) 1 of 2
Nickel (mg/L)	GWA-15	0.001	n/a	8/2/2022	0.001ND	No	17	76.47	n/a	n/a	0.005914	NP Intra (NDs) 1 of 2
Nickel (mg/L)	GWA-16	0.001	n/a	8/2/2022	0.001ND	No	17	70.59	n/a	n/a	0.005914	NP Intra (NDs) 1 of 2
Nickel (mg/L)	GWA-2	0.0043	n/a	8/2/2022	0.00086J	No	38	73.68	n/a	n/a	0.001294	NP Intra (NDs) 1 of 2
Nickel (mg/L)	GWA-3	0.001	n/a	8/2/2022	0.00054J	No	36	88.89	n/a	n/a	0.001429	NP Intra (NDs) 1 of 2
Nickel (mg/L)	GWA-4A	0.0072	n/a	8/3/2022	0.00078J	No	38	60.53	n/a	n/a	0.001294	NP Intra (NDs) 1 of 2
Nickel (mg/L)	GWA-5	0.0031	n/a	8/2/2022	0.001ND	No	38	84.21	n/a	n/a	0.001294	NP Intra (NDs) 1 of 2
Nickel (mg/L)	GWC-1	0.0025	n/a	8/3/2022	0.0013	No	37	75.68	n/a	n/a	0.001361	NP Intra (NDs) 1 of 2
Nickel (mg/L)	GWC-10	0.0013	n/a	8/3/2022	0.001ND	No	38	92.11	n/a	n/a	0.001294	NP Intra (NDs) 1 of 2
Nickel (mg/L)	GWC-11	0.0049	n/a	8/2/2022	0.001ND	No	38	76.32	n/a	n/a	0.001294	NP Intra (NDs) 1 of 2
Nickel (mg/L)	GWC-12	0.0057	n/a	8/3/2022	0.0064	Yes	38	76.32	n/a	n/a	0.001294	NP Intra (NDs) 1 of 2
Nickel (mg/L)	GWC-17	0.004264	n/a	8/2/2022	0.0019	No	17	5.882	None	sqrt(x)	0.0003901	Param Intra 1 of 2
Nickel (mg/L)	GWC-18	0.0025	n/a	8/2/2022	0.00086J	No	17	41.18	n/a	n/a	0.005914	NP Intra (normality) 1 of 2
Nickel (mg/L)	GWC-19	0.002851	n/a	8/3/2022	0.0051	Yes	17	5.882	None	No	0.0003901	Param Intra 1 of 2
Nickel (mg/L)	GWC-20	0.006632	n/a	8/3/2022	0.001	No	17	29.41	Kaplan-Meier	No	0.0003901	Param Intra 1 of 2
Nickel (mg/L)	GWC-21	0.0025	n/a	8/4/2022	0.00065J	No	17	64.71	n/a	n/a	0.005914	NP Intra (NDs) 1 of 2
Nickel (mg/L)	GWC-23	0.003189	n/a	8/4/2022	0.0016	No	12	16.67	Kaplan-Meier	No	0.0003901	Param Intra 1 of 2
Nickel (mg/L)	GWC-9	0.0033	n/a	8/3/2022	0.0015	No	38	81.58	n/a	n/a	0.001294	NP Intra (NDs) 1 of 2
Selenium (mg/L)	GWA-13	0.005	n/a	8/2/2022	0.005ND	No	23	95.65	n/a	n/a	0.003415	NP Intra (NDs) 1 of 2
Selenium (mg/L)	GWA-15	0.005	n/a	8/2/2022	0.005ND	No	23	95.65	n/a	n/a	0.003415	NP Intra (NDs) 1 of 2
Selenium (mg/L)	GWA-16	0.005	n/a	8/2/2022	0.005ND	No	23	95.65	n/a	n/a	0.003415	NP Intra (NDs) 1 of 2
Selenium (mg/L)	GWA-2	0.005	n/a	8/2/2022	0.005ND	No	44	93.18	n/a	n/a	0.0009963	NP Intra (NDs) 1 of 2

Intrawell Prediction Limit (Appendix I) - All Results

Plant McIntosh Client: Southern Company Data: McIntosh LF4 CCR Printed 10/31/2022, 11:39 AM

Constituent	Well	Upper Lim.	Lower Lim.	Date	Observ.	Sig.	Bg N	%NDs	ND Adj.	Transform	Alpha	Method
Selenium (mg/L)	GWA-3	0.005	n/a	8/2/2022	0.005ND	No	44	88.64	n/a	n/a	0.0009963	NP Intra (NDs) 1 of 2
Selenium (mg/L)	GWA-4A	0.005	n/a	8/3/2022	0.005ND	No	44	93.18	n/a	n/a	0.0009963	NP Intra (NDs) 1 of 2
Selenium (mg/L)	GWA-5	0.005	n/a	8/2/2022	0.005ND	No	45	97.78	n/a	n/a	0.0009557	NP Intra (NDs) 1 of 2
Selenium (mg/L)	GWC-1	0.005	n/a	8/3/2022	0.005ND	No	44	95.45	n/a	n/a	0.0009963	NP Intra (NDs) 1 of 2
Selenium (mg/L)	GWC-10	0.005	n/a	8/3/2022	0.005ND	No	44	95.45	n/a	n/a	0.0009963	NP Intra (NDs) 1 of 2
Selenium (mg/L)	GWC-11	0.005	n/a	8/2/2022	0.005ND	No	44	86.36	n/a	n/a	0.0009963	NP Intra (NDs) 1 of 2
Selenium (mg/L)	GWC-18	0.005	n/a	8/2/2022	0.005ND	No	23	95.65	n/a	n/a	0.003415	NP Intra (NDs) 1 of 2
Selenium (mg/L)	GWC-19	0.005	n/a	8/3/2022	0.005ND	No	23	95.65	n/a	n/a	0.003415	NP Intra (NDs) 1 of 2
Selenium (mg/L)	GWC-20	0.005	n/a	8/3/2022	0.005ND	No	23	95.65	n/a	n/a	0.003415	NP Intra (NDs) 1 of 2
Selenium (mg/L)	GWC-21	0.005	n/a	8/4/2022	0.005ND	No	23	95.65	n/a	n/a	0.003415	NP Intra (NDs) 1 of 2
Selenium (mg/L)	GWC-9	0.0058	n/a	8/3/2022	0.005ND	No	44	97.73	n/a	n/a	0.0009963	NP Intra (NDs) 1 of 2
Silver (mg/L)	GWC-11	0.001	n/a	8/2/2022	0.001ND	No	38	97.37	n/a	n/a	0.001294	NP Intra (NDs) 1 of 2
Thallium (mg/L)	GWA-13	0.001	n/a	8/2/2022	0.001ND	No	23	82.61	n/a	n/a	0.003415	NP Intra (NDs) 1 of 2
Thallium (mg/L)	GWA-14	0.001	n/a	8/2/2022	0.001ND	No	23	82.61	n/a	n/a	0.003415	NP Intra (NDs) 1 of 2
Thallium (mg/L)	GWA-16	0.001	n/a	8/2/2022	0.001ND	No	23	91.3	n/a	n/a	0.003415	NP Intra (NDs) 1 of 2
Thallium (mg/L)	GWA-2	0.001	n/a	8/2/2022	0.001ND	No	42	92.86	n/a	n/a	0.001077	NP Intra (NDs) 1 of 2
Thallium (mg/L)	GWA-3	0.001	n/a	8/2/2022	0.001ND	No	42	95.24	n/a	n/a	0.001077	NP Intra (NDs) 1 of 2
Thallium (mg/L)	GWA-4A	0.001	n/a	8/3/2022	0.001ND	No	42	95.24	n/a	n/a	0.001077	NP Intra (NDs) 1 of 2
Thallium (mg/L)	GWA-5	0.001	n/a	8/2/2022	0.001ND	No	44	97.73	n/a	n/a	0.0009963	NP Intra (NDs) 1 of 2
Thallium (mg/L)	GWC-10	0.001	n/a	8/3/2022	0.001ND	No	42	92.86	n/a	n/a	0.001077	NP Intra (NDs) 1 of 2
Thallium (mg/L)	GWC-11	0.001	n/a	8/2/2022	0.001ND	No	42	92.86	n/a	n/a	0.001077	NP Intra (NDs) 1 of 2
Thallium (mg/L)	GWC-12	0.001	n/a	8/3/2022	0.001ND	No	42	95.24	n/a	n/a	0.001077	NP Intra (NDs) 1 of 2
Thallium (mg/L)	GWC-17	0.001	n/a	8/2/2022	0.001ND	No	23	73.91	n/a	n/a	0.003415	NP Intra (NDs) 1 of 2
Thallium (mg/L)	GWC-18	0.001	n/a	8/2/2022	0.001ND	No	23	26.09	n/a	n/a	0.003415	NP Intra (normality) 1 of 2
Thallium (mg/L)	GWC-19	0.001	n/a	8/3/2022	0.001ND	No	23	86.96	n/a	n/a	0.003415	NP Intra (NDs) 1 of 2
Thallium (mg/L)	GWC-20	0.001	n/a	8/3/2022	0.001ND	No	23	69.57	n/a	n/a	0.003415	NP Intra (NDs) 1 of 2
Thallium (mg/L)	GWC-21	0.001	n/a	8/4/2022	0.001ND	No	23	86.96	n/a	n/a	0.003415	NP Intra (NDs) 1 of 2
Thallium (mg/L)	GWC-23	0.001	n/a	8/4/2022	0.001ND	No	18	66.67	n/a	n/a	0.005373	NP Intra (NDs) 1 of 2
Thallium (mg/L)	GWC-9	0.001	n/a	8/3/2022	0.001ND	No	42	97.62	n/a	n/a	0.001077	NP Intra (NDs) 1 of 2
Vanadium (mg/L)	GWA-13	0.0027	n/a	8/2/2022	0.001ND	No	17	76.47	n/a	n/a	0.005914	NP Intra (NDs) 1 of 2
Vanadium (mg/L)	GWA-14	0.002	n/a	8/2/2022	0.001ND	No	17	88.24	n/a	n/a	0.005914	NP Intra (NDs) 1 of 2
Vanadium (mg/L)	GWA-15	0.0041	n/a	8/2/2022	0.001ND	No	17	76.47	n/a	n/a	0.005914	NP Intra (NDs) 1 of 2
Vanadium (mg/L)	GWA-16	0.0019	n/a	8/2/2022	0.001ND	No	17	76.47	n/a	n/a	0.005914	NP Intra (NDs) 1 of 2
Vanadium (mg/L)	GWA-2	0.0051	n/a	8/2/2022	0.001ND	No	38	86.84	n/a	n/a	0.001294	NP Intra (NDs) 1 of 2
Vanadium (mg/L)	GWA-3	0.005	n/a	8/2/2022	0.001ND	No	37	81.08	n/a	n/a	0.001361	NP Intra (NDs) 1 of 2
Vanadium (mg/L)	GWA-4A	0.0033	n/a	8/3/2022	0.00097J	No	38	86.84	n/a	n/a	0.001294	NP Intra (NDs) 1 of 2
Vanadium (mg/L)	GWA-5	0.0035	n/a	8/2/2022	0.001ND	No	38	86.84	n/a	n/a	0.001294	NP Intra (NDs) 1 of 2
Vanadium (mg/L)	GWC-1	0.0032	n/a	8/3/2022	0.001ND	No	37	83.78	n/a	n/a	0.001361	NP Intra (NDs) 1 of 2
Vanadium (mg/L)	GWC-10	0.0027	n/a	8/3/2022	0.002	No	36	72.22	n/a	n/a	0.001429	NP Intra (NDs) 1 of 2
Vanadium (mg/L)	GWC-11	0.0025	n/a	8/2/2022	0.0014	No	36	63.89	n/a	n/a	0.001429	NP Intra (NDs) 1 of 2
Vanadium (mg/L)	GWC-12	0.0015	n/a	8/3/2022	0.0016	Yes	36	91.67	n/a	n/a	0.001429	NP Intra (NDs) 1 of 2
Vanadium (mg/L)	GWC-17	0.004	n/a	8/2/2022	0.001ND	No	17	76.47	n/a	n/a	0.005914	NP Intra (NDs) 1 of 2
Vanadium (mg/L)	GWC-18	0.007255	n/a	8/2/2022	0.0028	No	17	0	None	sqrt(x)	0.0003901	Param Intra 1 of 2
Vanadium (mg/L)	GWC-19	0.0067	n/a	8/3/2022	0.0022	No	17	41.18	n/a	n/a	0.005914	NP Intra (normality) 1 of 2
Vanadium (mg/L)	GWC-20	0.0074	n/a	8/3/2022	0.0017	No	17	70.59	n/a	n/a	0.005914	NP Intra (NDs) 1 of 2
Vanadium (mg/L)	GWC-21	0.0058	n/a	8/4/2022	0.0019	No	17	64.71	n/a	n/a	0.005914	NP Intra (NDs) 1 of 2
Vanadium (mg/L)	GWC-23	0.009186	n/a	8/4/2022	0.00095J	No	12	50	Kaplan-Meier	ln(x)	0.0003901	Param Intra 1 of 2
Vanadium (mg/L)	GWC-9	0.006	n/a	8/3/2022	0.0016	No	37	86.49	n/a	n/a	0.001361	NP Intra (NDs) 1 of 2
Zinc (mg/L)	GWA-13	0.0061	n/a	8/2/2022	0.005ND	No	17	52.94	n/a	n/a	0.005914	NP Intra (NDs) 1 of 2
Zinc (mg/L)	GWA-14	0.024	n/a	8/2/2022	0.0042J	No	17	35.29	n/a	n/a	0.005914	NP Intra (normality) 1 of 2
Zinc (mg/L)	GWA-15	0.01172	n/a	8/2/2022	0.0039J	No	17	35.29	Kaplan-Meier	ln(x)	0.0003901	Param Intra 1 of 2
Zinc (mg/L)	GWA-16	0.006209	n/a	8/2/2022	0.0032J	No	17	41.18	Kaplan-Meier	No	0.0003901	Param Intra 1 of 2
Zinc (mg/L)	GWA-2	0.02	n/a	8/2/2022	0.0074	No	38	28.95	n/a	n/a	0.001294	NP Intra (normality) 1 of 2
Zinc (mg/L)	GWA-3	0.045	n/a	8/2/2022	0.033	No	37	48.65	n/a	n/a	0.001361	NP Intra (normality) 1 of 2
Zinc (mg/L)	GWA-4A	0.01481	n/a	8/3/2022	0.012	No	37	24.32	Kaplan-Meier	x^(1/3)	0.0003901	Param Intra 1 of 2

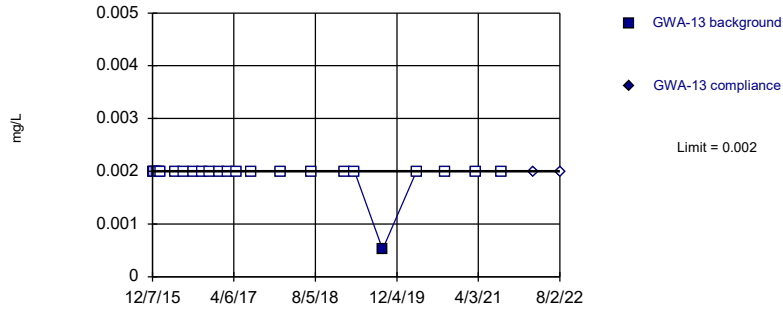
Intrawell Prediction Limit (Appendix I) - All Results

Plant McIntosh Client: Southern Company Data: McIntosh LF4 CCR Printed 10/31/2022, 11:39 AM

Constituent	Well	Upper Lim.	Lower Lim.	Date	Observ.	Sig.	Bg N	%NDs	ND Adj.	Transform	Alpha	Method
Zinc (mg/L)	GWA-5	0.022	n/a	8/2/2022	0.0051	No	38	34.21	n/a	n/a	0.001294	NP Intra (normality) 1 of 2
Zinc (mg/L)	GWC-1	0.015	n/a	8/3/2022	0.0073	No	37	27.03	n/a	n/a	0.001361	NP Intra (normality) 1 of 2
Zinc (mg/L)	GWC-10	0.019	n/a	8/3/2022	0.0046J	No	38	71.05	n/a	n/a	0.001294	NP Intra (NDs) 1 of 2
Zinc (mg/L)	GWC-11	0.0089	n/a	8/2/2022	0.0052	No	37	64.86	n/a	n/a	0.001361	NP Intra (NDs) 1 of 2
Zinc (mg/L)	GWC-12	0.007519	n/a	8/3/2022	0.0071	No	38	36.84	Kaplan-Meier	x^(1/3)	0.0003901	Param Intra 1 of 2
Zinc (mg/L)	GWC-17	0.02	n/a	8/2/2022	0.0074	No	17	23.53	n/a	n/a	0.005914	NP Intra (normality) 1 of 2
Zinc (mg/L)	GWC-18	0.02397	n/a	8/2/2022	0.0058	No	16	31.25	Kaplan-Meier	ln(x)	0.0003901	Param Intra 1 of 2
Zinc (mg/L)	GWC-19	0.017	n/a	8/3/2022	0.0057	No	17	41.18	n/a	n/a	0.005914	NP Intra (normality) 1 of 2
Zinc (mg/L)	GWC-20	0.0084	n/a	8/3/2022	0.0042J	No	17	52.94	n/a	n/a	0.005914	NP Intra (NDs) 1 of 2
Zinc (mg/L)	GWC-21	0.0097	n/a	8/4/2022	0.016	Yes	17	52.94	n/a	n/a	0.005914	NP Intra (NDs) 1 of 2
Zinc (mg/L)	GWC-23	0.01473	n/a	8/4/2022	0.016	Yes	12	33.33	Kaplan-Meier	sqrt(x)	0.0003901	Param Intra 1 of 2
Zinc (mg/L)	GWC-9	0.051	n/a	8/3/2022	0.005	No	38	63.16	n/a	n/a	0.001294	NP Intra (NDs) 1 of 2

Within Limit

Prediction Limit
Intrawell Non-parametric

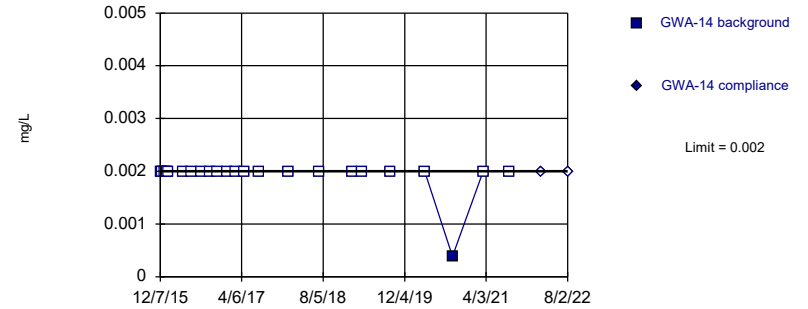


Non-parametric test used in lieu of parametric prediction limit because censored data exceeded 50%. Limit is highest of 23 background values. 95.65% NDs. Well-constituent pair annual alpha = 0.006819. Individual comparison alpha = 0.003415 (1 of 2).

Constituent: Antimony Analysis Run 10/28/2022 4:05 PM View: PL's Intrawell Appendix I
Plant McIntosh Client: Southern Company Data: McIntosh LF4 CCR

Within Limit

Prediction Limit
Intrawell Non-parametric

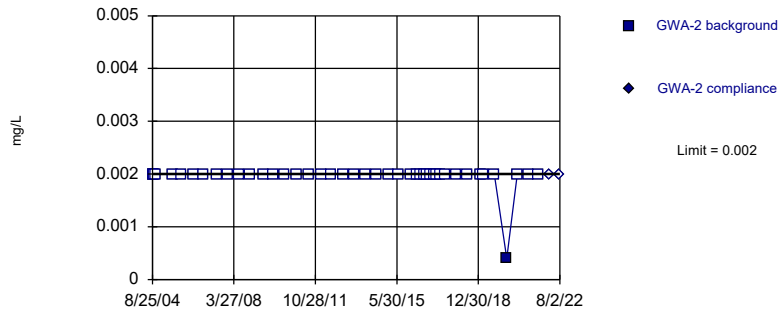


Non-parametric test used in lieu of parametric prediction limit because censored data exceeded 50%. Limit is highest of 23 background values. 95.65% NDs. Well-constituent pair annual alpha = 0.006819. Individual comparison alpha = 0.003415 (1 of 2).

Constituent: Antimony Analysis Run 10/28/2022 4:05 PM View: PL's Intrawell Appendix I
Plant McIntosh Client: Southern Company Data: McIntosh LF4 CCR

Within Limit

Prediction Limit
Intrawell Non-parametric

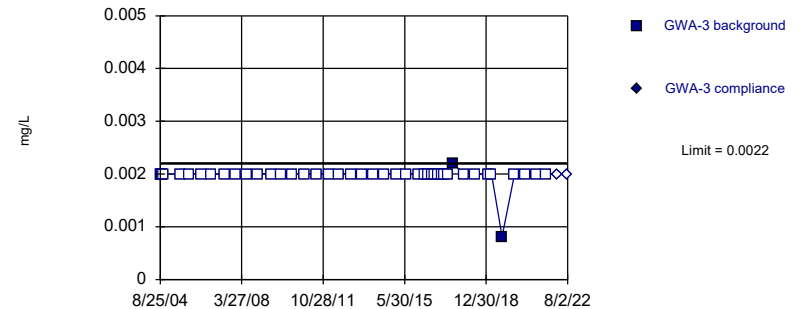


Non-parametric test used in lieu of parametric prediction limit because censored data exceeded 50%. Limit is highest of 44 background values. 97.73% NDs. Well-constituent pair annual alpha = 0.001992. Individual comparison alpha = 0.0009963 (1 of 2).

Constituent: Antimony Analysis Run 10/28/2022 4:05 PM View: PL's Intrawell Appendix I
Plant McIntosh Client: Southern Company Data: McIntosh LF4 CCR

Within Limit

Prediction Limit
Intrawell Non-parametric



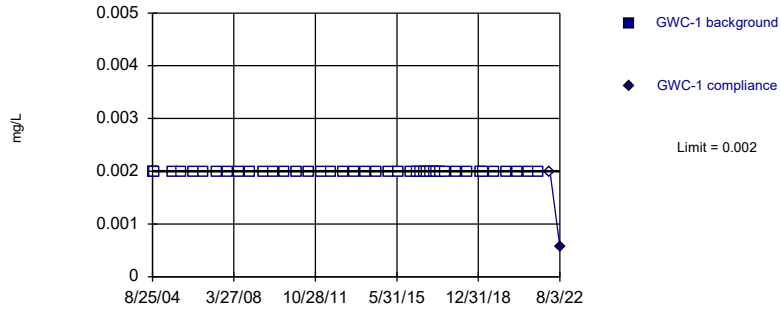
Non-parametric test used in lieu of parametric prediction limit because censored data exceeded 50%. Limit is highest of 44 background values. 95.45% NDs. Well-constituent pair annual alpha = 0.001992. Individual comparison alpha = 0.0009963 (1 of 2).

Constituent: Antimony Analysis Run 10/28/2022 4:05 PM View: PL's Intrawell Appendix I
Plant McIntosh Client: Southern Company Data: McIntosh LF4 CCR

Within Limit

Prediction Limit

Intrawell Non-parametric



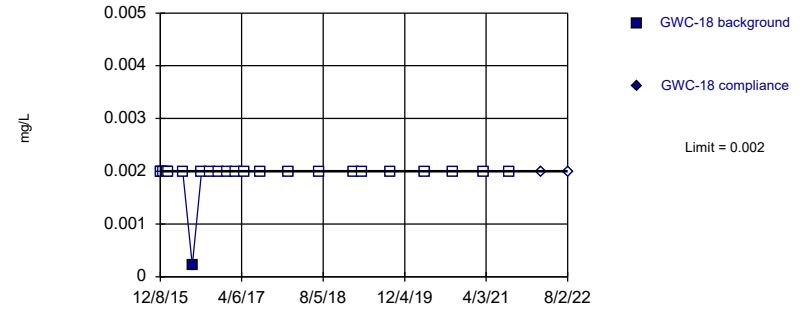
Non-parametric test used in lieu of parametric prediction limit because censored data exceeded 50%. All background values (n = 44) were censored; limit is most recent reporting limit. Well-constituent pair annual alpha = 0.001992. Individual comparison alpha = 0.0009963 (1 of 2).

Constituent: Antimony Analysis Run 10/28/2022 4:05 PM View: PL's Intrawell Appendix I
Plant McIntosh Client: Southern Company Data: McIntosh LF4 CCR

Within Limit

Prediction Limit

Intrawell Non-parametric



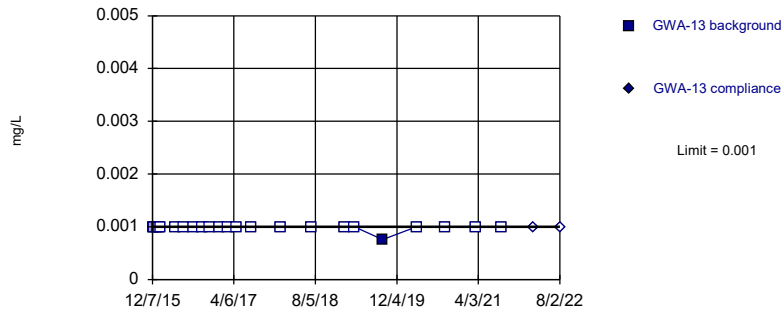
Non-parametric test used in lieu of parametric prediction limit because censored data exceeded 50%. Limit is highest of 23 background values. 95.65% NDs. Well-constituent pair annual alpha = 0.006819. Individual comparison alpha = 0.003415 (1 of 2).

Constituent: Antimony Analysis Run 10/28/2022 4:05 PM View: PL's Intrawell Appendix I
Plant McIntosh Client: Southern Company Data: McIntosh LF4 CCR

Within Limit

Prediction Limit

Intrawell Non-parametric



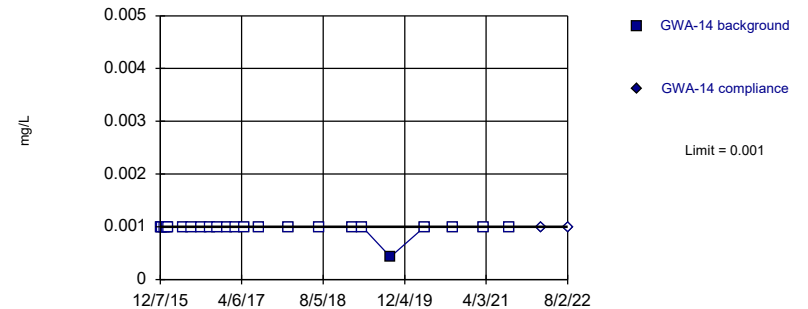
Non-parametric test used in lieu of parametric prediction limit because censored data exceeded 50%. Limit is highest of 23 background values. 95.65% NDs. Well-constituent pair annual alpha = 0.006819. Individual comparison alpha = 0.003415 (1 of 2).

Constituent: Arsenic Analysis Run 10/28/2022 4:05 PM View: PL's Intrawell Appendix I
Plant McIntosh Client: Southern Company Data: McIntosh LF4 CCR

Within Limit

Prediction Limit

Intrawell Non-parametric



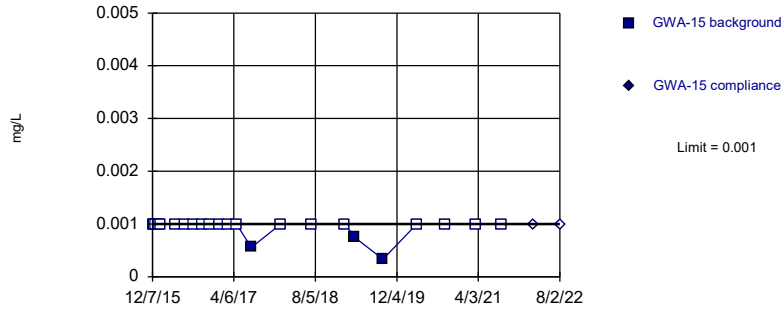
Non-parametric test used in lieu of parametric prediction limit because censored data exceeded 50%. Limit is highest of 23 background values. 95.65% NDs. Well-constituent pair annual alpha = 0.006819. Individual comparison alpha = 0.003415 (1 of 2).

Constituent: Arsenic Analysis Run 10/28/2022 4:05 PM View: PL's Intrawell Appendix I
Plant McIntosh Client: Southern Company Data: McIntosh LF4 CCR

Within Limit

Prediction Limit

Intrawell Non-parametric



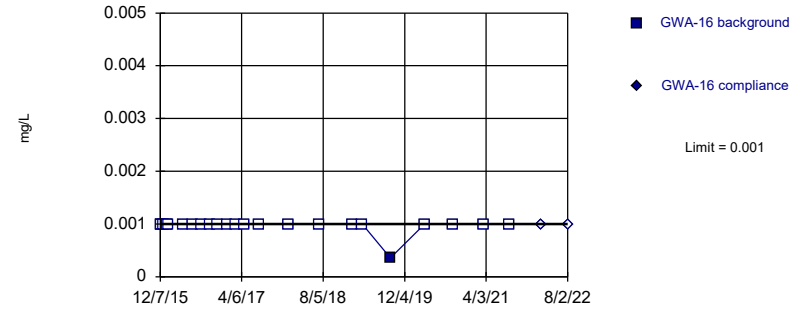
Non-parametric test used in lieu of parametric prediction limit because censored data exceeded 50%. Limit is highest of 23 background values. 86.96% NDs. Well-constituent pair annual alpha = 0.006819. Individual comparison alpha = 0.003415 (1 of 2).

Constituent: Arsenic Analysis Run 10/28/2022 4:05 PM View: PL's Intrawell Appendix I
Plant McIntosh Client: Southern Company Data: McIntosh LF4 CCR

Within Limit

Prediction Limit

Intrawell Non-parametric



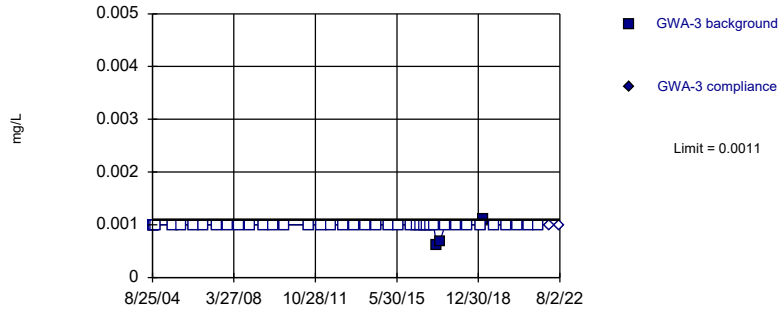
Non-parametric test used in lieu of parametric prediction limit because censored data exceeded 50%. Limit is highest of 23 background values. 95.65% NDs. Well-constituent pair annual alpha = 0.006819. Individual comparison alpha = 0.003415 (1 of 2).

Constituent: Arsenic Analysis Run 10/28/2022 4:05 PM View: PL's Intrawell Appendix I
Plant McIntosh Client: Southern Company Data: McIntosh LF4 CCR

Within Limit

Prediction Limit

Intrawell Non-parametric



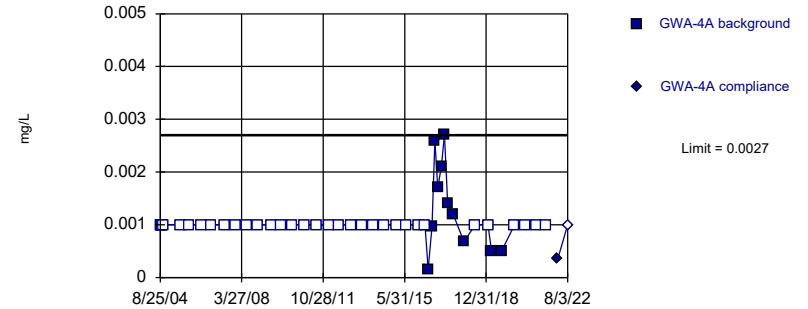
Non-parametric test used in lieu of parametric prediction limit because censored data exceeded 50%. Limit is highest of 43 background values. 93.02% NDs. Well-constituent pair annual alpha = 0.002073. Individual comparison alpha = 0.001037 (1 of 2).

Constituent: Arsenic Analysis Run 10/28/2022 4:05 PM View: PL's Intrawell Appendix I
Plant McIntosh Client: Southern Company Data: McIntosh LF4 CCR

Within Limit

Prediction Limit

Intrawell Non-parametric

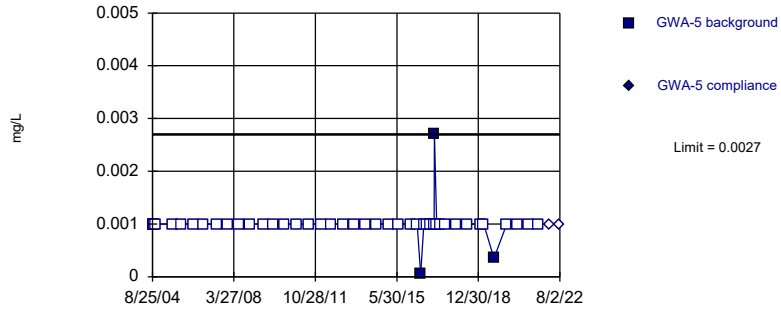


Non-parametric test used in lieu of parametric prediction limit because censored data exceeded 50%. Limit is highest of 44 background values. 75% NDs. Well-constituent pair annual alpha = 0.001992. Individual comparison alpha = 0.0009963 (1 of 2).

Constituent: Arsenic Analysis Run 10/28/2022 4:05 PM View: PL's Intrawell Appendix I
Plant McIntosh Client: Southern Company Data: McIntosh LF4 CCR

Within Limit

Prediction Limit
Intrawell Non-parametric

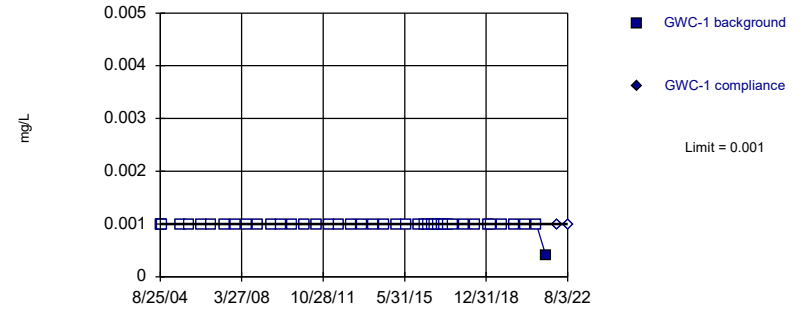


Non-parametric test used in lieu of parametric prediction limit because censored data exceeded 50%. Limit is highest of 46 background values. 93.48% NDs. Well-constituent pair annual alpha = 0.001829. Individual comparison alpha = 0.0009151 (1 of 2).

Constituent: Arsenic Analysis Run 10/28/2022 4:05 PM View: PL's Intrawell Appendix I
Plant McIntosh Client: Southern Company Data: McIntosh LF4 CCR

Within Limit

Prediction Limit
Intrawell Non-parametric

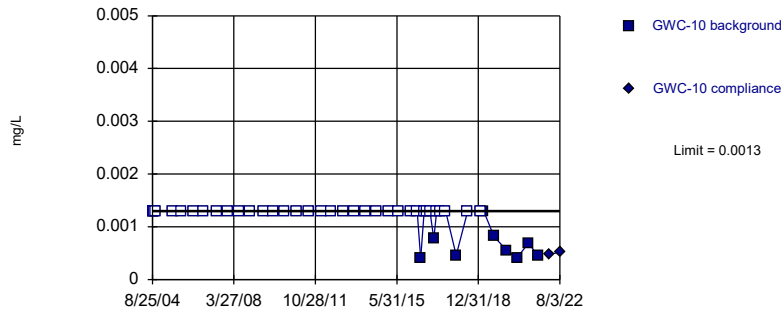


Non-parametric test used in lieu of parametric prediction limit because censored data exceeded 50%. Limit is highest of 44 background values. 97.73% NDs. Well-constituent pair annual alpha = 0.001992. Individual comparison alpha = 0.0009963 (1 of 2).

Constituent: Arsenic Analysis Run 10/28/2022 4:05 PM View: PL's Intrawell Appendix I
Plant McIntosh Client: Southern Company Data: McIntosh LF4 CCR

Within Limit

Prediction Limit
Intrawell Non-parametric

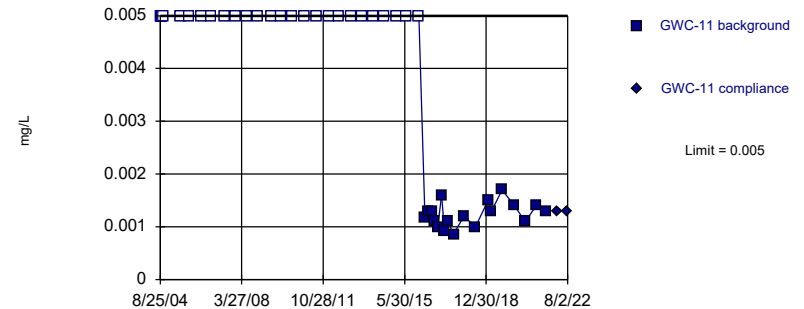


Non-parametric test used in lieu of parametric prediction limit because censored data exceeded 50%. Limit is highest of 44 background values. 79.55% NDs. Well-constituent pair annual alpha = 0.001992. Individual comparison alpha = 0.0009963 (1 of 2).

Constituent: Arsenic Analysis Run 10/28/2022 4:05 PM View: PL's Intrawell Appendix I
Plant McIntosh Client: Southern Company Data: McIntosh LF4 CCR

Within Limit

Prediction Limit
Intrawell Non-parametric



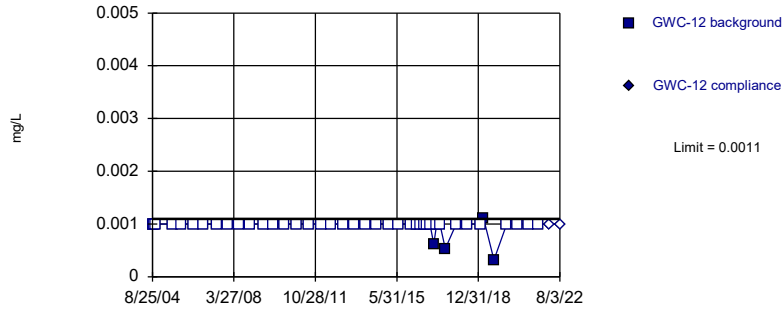
Non-parametric test used in lieu of parametric prediction limit because censored data exceeded 50%. Limit is highest of 44 background values. 59.09% NDs. Well-constituent pair annual alpha = 0.001992. Individual comparison alpha = 0.0009963 (1 of 2).

Constituent: Arsenic Analysis Run 10/28/2022 4:05 PM View: PL's Intrawell Appendix I
Plant McIntosh Client: Southern Company Data: McIntosh LF4 CCR

Within Limit

Prediction Limit

Intrawell Non-parametric



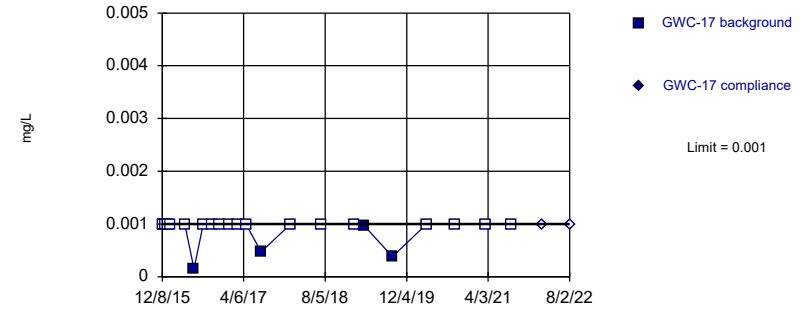
Non-parametric test used in lieu of parametric prediction limit because censored data exceeded 50%. Limit is highest of 44 background values. 90.91% NDs. Well-constituent pair annual alpha = 0.001992. Individual comparison alpha = 0.0009963 (1 of 2).

Constituent: Arsenic Analysis Run 10/28/2022 4:05 PM View: PL's Intrawell Appendix I
Plant McIntosh Client: Southern Company Data: McIntosh LF4 CCR

Within Limit

Prediction Limit

Intrawell Non-parametric



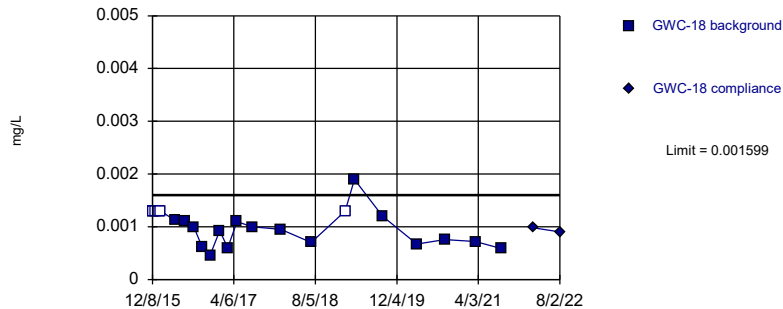
Non-parametric test used in lieu of parametric prediction limit because censored data exceeded 50%. Limit is highest of 23 background values. 82.61% NDs. Well-constituent pair annual alpha = 0.006819. Individual comparison alpha = 0.003415 (1 of 2).

Constituent: Arsenic Analysis Run 10/28/2022 4:05 PM View: PL's Intrawell Appendix I
Plant McIntosh Client: Southern Company Data: McIntosh LF4 CCR

Within Limit

Prediction Limit

Intrawell Parametric



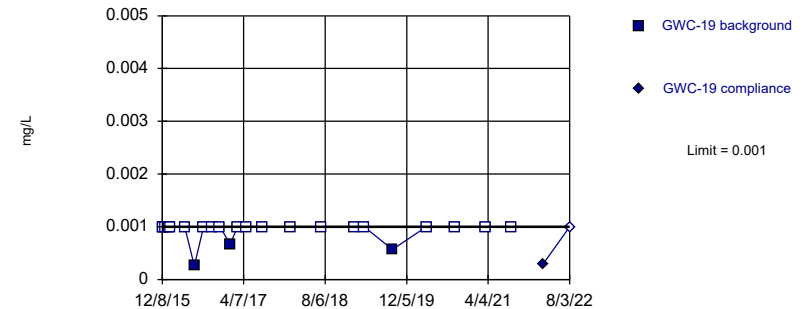
Background Data Summary (after Kaplan-Meier Adjustment): Mean=0.0008505, Std. Dev.=0.0003091, n=23, 26.09% NDs. Normality test: Shapiro Wilk @alpha = 0.01, calculated = 0.9326, critical = 0.881. Kappa = 2.421 (c=15, w=9, 1 of 2, event alpha = 0.05132). Report alpha = 0.0003901.

Constituent: Arsenic Analysis Run 10/28/2022 4:05 PM View: PL's Intrawell Appendix I
Plant McIntosh Client: Southern Company Data: McIntosh LF4 CCR

Within Limit

Prediction Limit

Intrawell Non-parametric



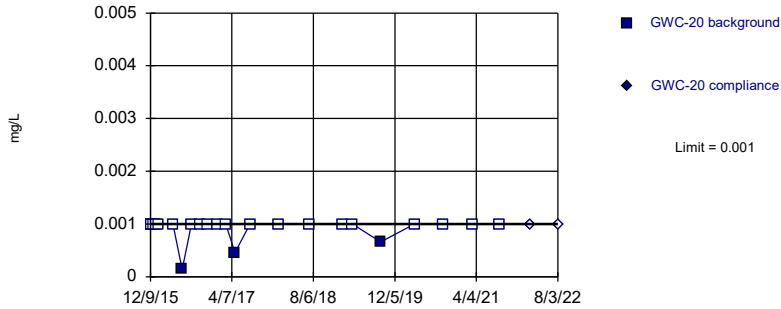
Non-parametric test used in lieu of parametric prediction limit because censored data exceeded 50%. Limit is highest of 23 background values. 86.96% NDs. Well-constituent pair annual alpha = 0.006819. Individual comparison alpha = 0.003415 (1 of 2).

Constituent: Arsenic Analysis Run 10/28/2022 4:05 PM View: PL's Intrawell Appendix I
Plant McIntosh Client: Southern Company Data: McIntosh LF4 CCR

Within Limit

Prediction Limit

Intrawell Non-parametric



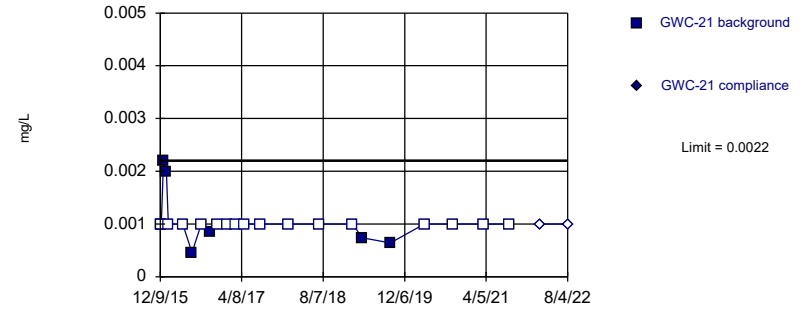
Non-parametric test used in lieu of parametric prediction limit because censored data exceeded 50%. Limit is highest of 23 background values. 86.96% NDs. Well-constituent pair annual alpha = 0.006819. Individual comparison alpha = 0.003415 (1 of 2).

Constituent: Arsenic Analysis Run 10/28/2022 4:05 PM View: PL's Intrawell Appendix I
Plant McIntosh Client: Southern Company Data: McIntosh LF4 CCR

Within Limit

Prediction Limit

Intrawell Non-parametric



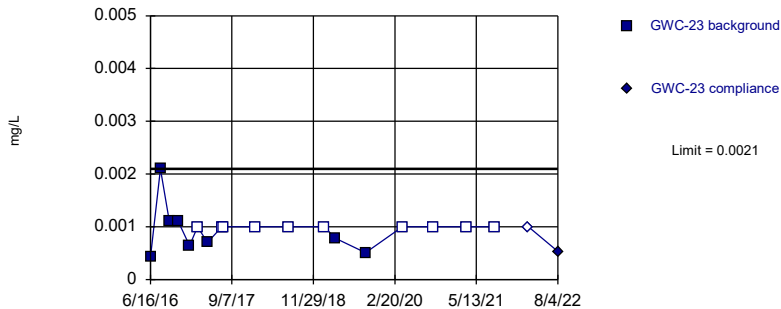
Non-parametric test used in lieu of parametric prediction limit because censored data exceeded 50%. Limit is highest of 23 background values. 73.91% NDs. Well-constituent pair annual alpha = 0.006819. Individual comparison alpha = 0.003415 (1 of 2).

Constituent: Arsenic Analysis Run 10/28/2022 4:05 PM View: PL's Intrawell Appendix I
Plant McIntosh Client: Southern Company Data: McIntosh LF4 CCR

Within Limit

Prediction Limit

Intrawell Non-parametric



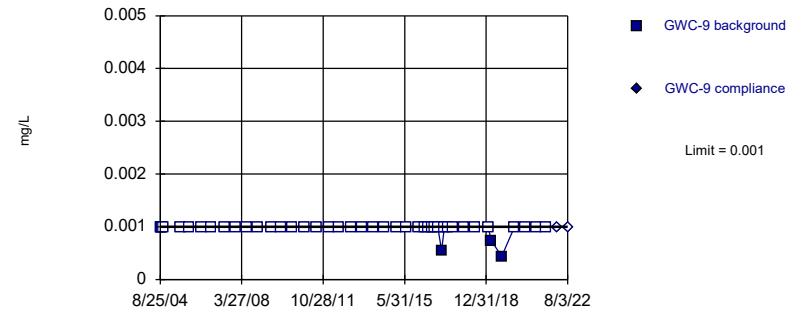
Non-parametric test used in lieu of parametric prediction limit because censored data exceeded 50%. Limit is highest of 18 background values. 55.56% NDs. Well-constituent pair annual alpha = 0.01072. Individual comparison alpha = 0.005373 (1 of 2).

Constituent: Arsenic Analysis Run 10/28/2022 4:05 PM View: PL's Intrawell Appendix I
Plant McIntosh Client: Southern Company Data: McIntosh LF4 CCR

Within Limit

Prediction Limit

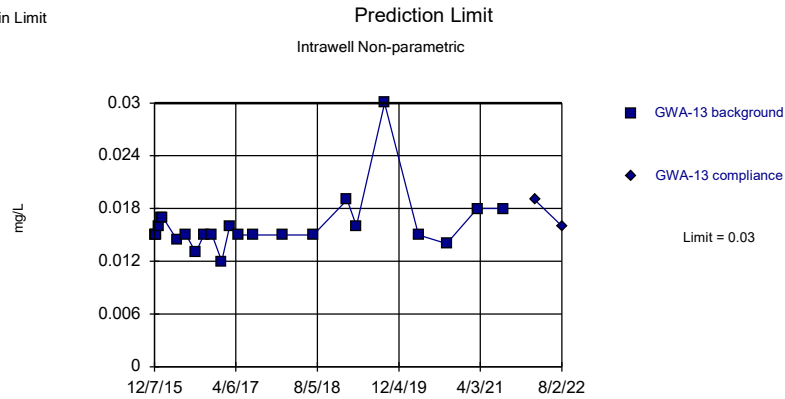
Intrawell Non-parametric



Non-parametric test used in lieu of parametric prediction limit because censored data exceeded 50%. Limit is highest of 44 background values. 93.18% NDs. Well-constituent pair annual alpha = 0.001992. Individual comparison alpha = 0.0009963 (1 of 2).

Constituent: Arsenic Analysis Run 10/28/2022 4:05 PM View: PL's Intrawell Appendix I
Plant McIntosh Client: Southern Company Data: McIntosh LF4 CCR

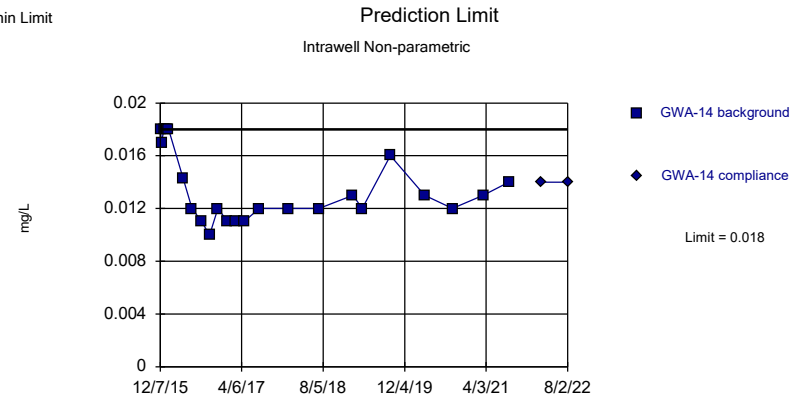
Within Limit



Non-parametric test used in lieu of parametric prediction limit because the Shapiro Wilk normality test showed the data to be non-normal at the 0.01 alpha level. Limit is highest of 23 background values. Well-constituent pair annual alpha = 0.006819. Individual comparison alpha = 0.003415 (1 of 2).

Constituent: Barium Analysis Run 10/28/2022 4:05 PM View: PL's Intrawell Appendix I
Plant McIntosh Client: Southern Company Data: McIntosh LF4 CCR

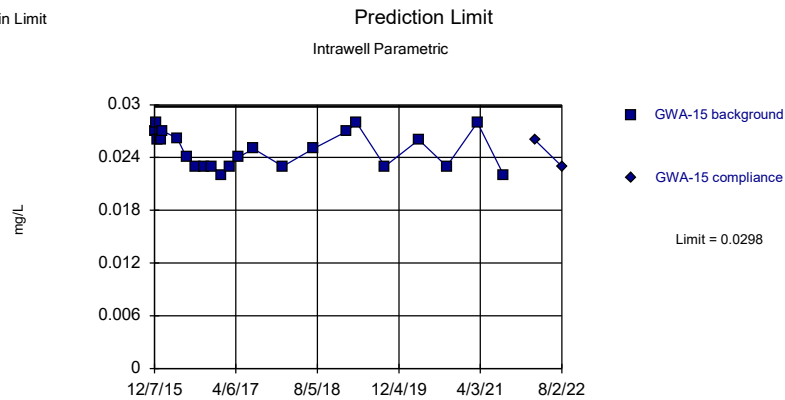
Within Limit



Non-parametric test used in lieu of parametric prediction limit because the Shapiro Wilk normality test showed the data to be non-normal at the 0.01 alpha level. Limit is highest of 23 background values. Well-constituent pair annual alpha = 0.006819. Individual comparison alpha = 0.003415 (1 of 2).

Constituent: Barium Analysis Run 10/28/2022 4:05 PM View: PL's Intrawell Appendix I
Plant McIntosh Client: Southern Company Data: McIntosh LF4 CCR

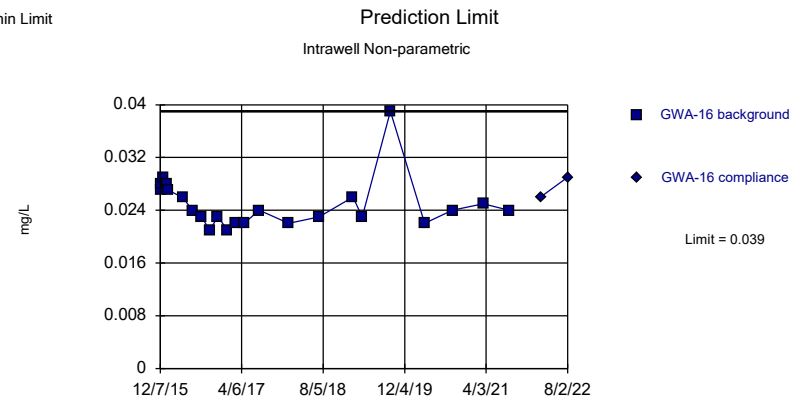
Within Limit



Background Data Summary: Mean=0.02488, Std. Dev.=0.002035, n=23. Normality test: Shapiro Wilk @alpha = 0.01, calculated = 0.896, critical = 0.881. Kappa = 2.421 (c=15, w=9, 1 of 2, event alpha = 0.05132). Report alpha = 0.0003901.

Constituent: Barium Analysis Run 10/28/2022 4:05 PM View: PL's Intrawell Appendix I
Plant McIntosh Client: Southern Company Data: McIntosh LF4 CCR

Within Limit

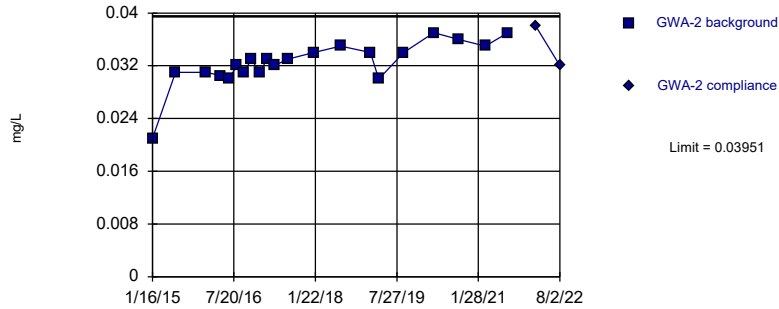


Non-parametric test used in lieu of parametric prediction limit because the Shapiro Wilk normality test showed the data to be non-normal at the 0.01 alpha level. Limit is highest of 23 background values. Well-constituent pair annual alpha = 0.006819. Individual comparison alpha = 0.003415 (1 of 2).

Constituent: Barium Analysis Run 10/28/2022 4:05 PM View: PL's Intrawell Appendix I
Plant McIntosh Client: Southern Company Data: McIntosh LF4 CCR

Within Limit

Prediction Limit Intrawell Parametric

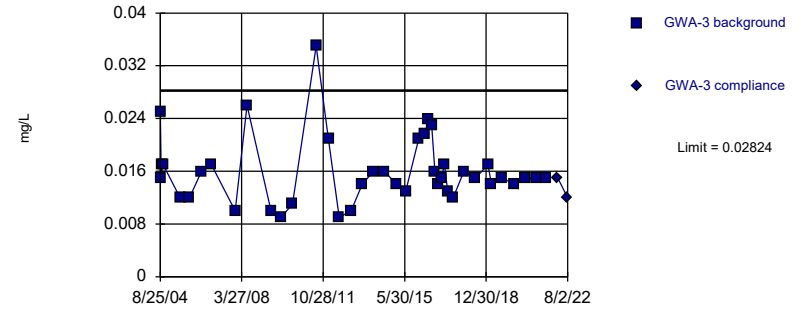


Background Data Summary (based on square transformation): Mean=0.001061, Std. Dev.=0.000203, n=21.
 Normality test: Shapiro Wilk @alpha = 0.01, calculated = 0.8974, critical = 0.873. Kappa = 2.461 (c=15, w=9, 1 of 2, event alpha = 0.05132). Report alpha = 0.0003901.

Constituent: Barium Analysis Run 10/28/2022 4:05 PM View: PL's Intrawell Appendix I
 Plant McIntosh Client: Southern Company Data: McIntosh LF4 CCR

Within Limit

Prediction Limit Intrawell Parametric

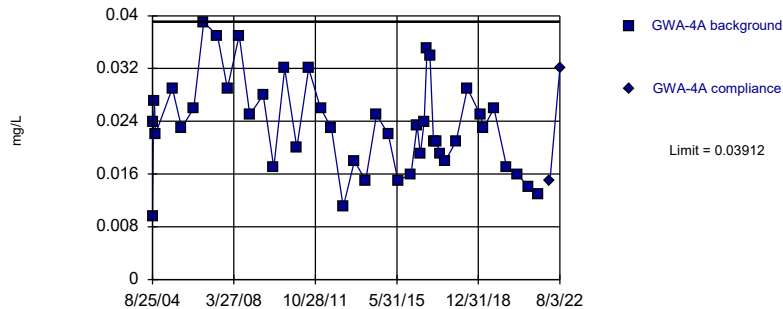


Background Data Summary (based on square root transformation): Mean=0.1253, Std. Dev.=0.01911, n=41.
 Normality test: Shapiro Wilk @alpha = 0.01, calculated = 0.9275, critical = 0.92. Kappa = 2.24 (c=15, w=9, 1 of 2, event alpha = 0.05132). Report alpha = 0.0003901.

Constituent: Barium Analysis Run 10/28/2022 4:05 PM View: PL's Intrawell Appendix I
 Plant McIntosh Client: Southern Company Data: McIntosh LF4 CCR

Within Limit

Prediction Limit Intrawell Parametric

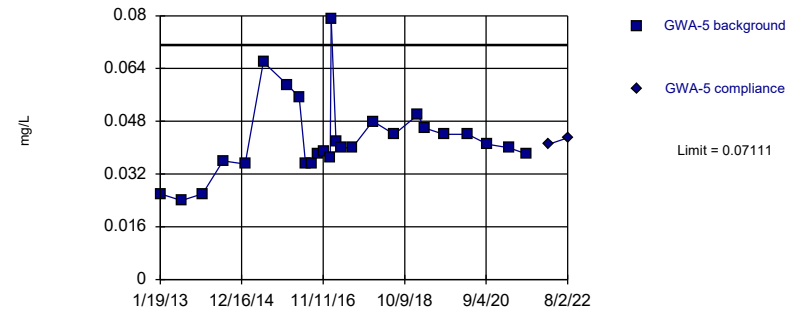


Background Data Summary: Mean=0.02332, Std. Dev.=0.007101, n=44. Normality test: Shapiro Wilk @alpha = 0.01, calculated = 0.9744, critical = 0.924. Kappa = 2.225 (c=15, w=9, 1 of 2, event alpha = 0.05132). Report alpha = 0.0003901.

Constituent: Barium Analysis Run 10/28/2022 4:05 PM View: PL's Intrawell Appendix I
 Plant McIntosh Client: Southern Company Data: McIntosh LF4 CCR

Within Limit

Prediction Limit Intrawell Parametric

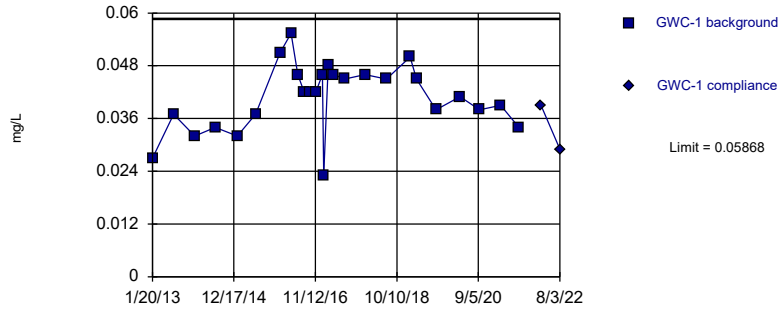


Background Data Summary: Mean=0.04259, Std. Dev.=0.01205, n=26. Normality test: Shapiro Wilk @alpha = 0.01, calculated = 0.8987, critical = 0.891. Kappa = 2.368 (c=15, w=9, 1 of 2, event alpha = 0.05132). Report alpha = 0.0003901.

Constituent: Barium Analysis Run 10/28/2022 4:05 PM View: PL's Intrawell Appendix I
 Plant McIntosh Client: Southern Company Data: McIntosh LF4 CCR

Within Limit

Prediction Limit Intrawell Parametric

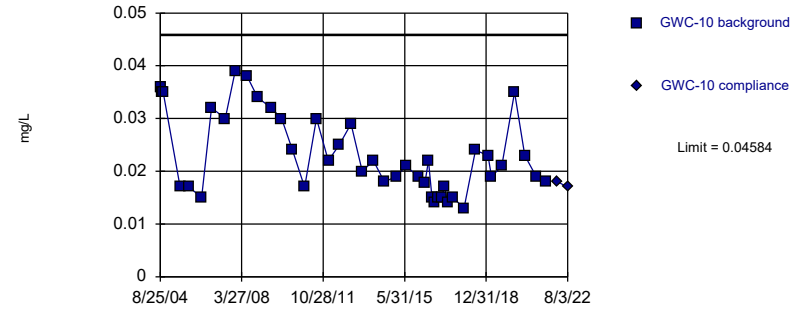


Background Data Summary: Mean=0.04082, Std. Dev.=0.007541, n=26. Normality test: Shapiro Wilk @alpha = 0.01, calculated = 0.9747, critical = 0.891. Kappa = 2.368 (c=15, w=9, 1 of 2, event alpha = 0.05132). Report alpha = 0.0003901.

Constituent: Barium Analysis Run 10/28/2022 4:05 PM View: PL's Intrawell Appendix I
Plant McIntosh Client: Southern Company Data: McIntosh LF4 CCR

Within Limit

Prediction Limit Intrawell Parametric

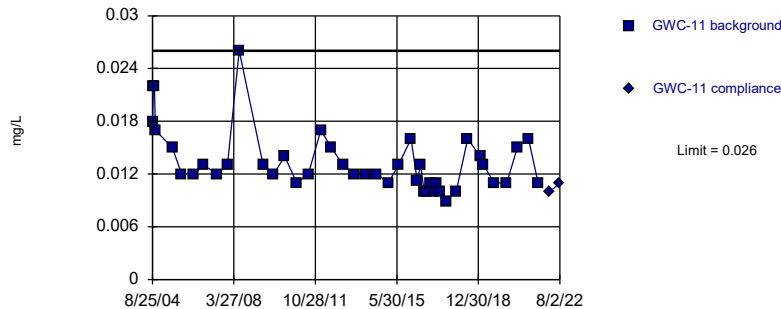


Background Data Summary (based on natural log transformation): Mean=-3.805, Std. Dev.=0.3247, n=44. Normality test: Shapiro Wilk @alpha = 0.01, calculated = 0.9255, critical = 0.924. Kappa = 2.225 (c=15, w=9, 1 of 2, event alpha = 0.05132). Report alpha = 0.0003901.

Constituent: Barium Analysis Run 10/28/2022 4:05 PM View: PL's Intrawell Appendix I
Plant McIntosh Client: Southern Company Data: McIntosh LF4 CCR

Within Limit

Prediction Limit Intrawell Non-parametric

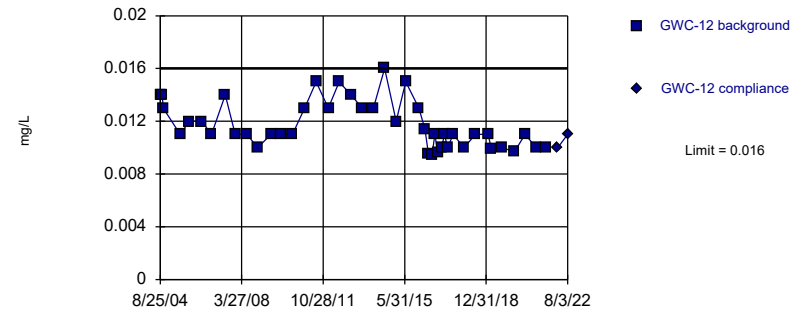


Non-parametric test used in lieu of parametric prediction limit because the Shapiro Wilk normality test showed the data to be non-normal at the 0.01 alpha level. Limit is highest of 43 background values. Well-constituent pair annual alpha = 0.002073. Individual comparison alpha = 0.001037 (1 of 2).

Constituent: Barium Analysis Run 10/28/2022 4:05 PM View: PL's Intrawell Appendix I
Plant McIntosh Client: Southern Company Data: McIntosh LF4 CCR

Within Limit

Prediction Limit Intrawell Non-parametric

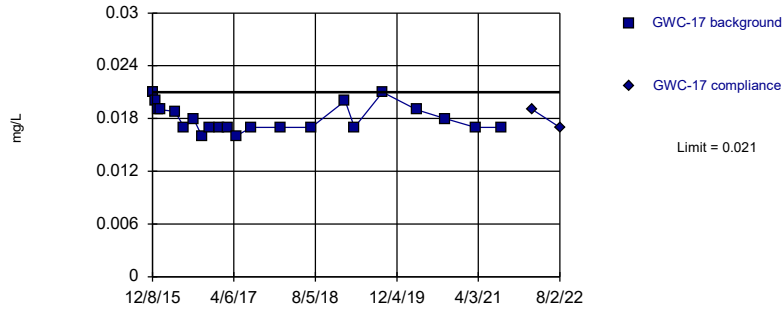


Non-parametric test used in lieu of parametric prediction limit because the Shapiro Wilk normality test showed the data to be non-normal at the 0.01 alpha level. Limit is highest of 44 background values. Well-constituent pair annual alpha = 0.001992. Individual comparison alpha = 0.0009963 (1 of 2).

Constituent: Barium Analysis Run 10/28/2022 4:05 PM View: PL's Intrawell Appendix I
Plant McIntosh Client: Southern Company Data: McIntosh LF4 CCR

Within Limit

Prediction Limit
Intrawell Non-parametric

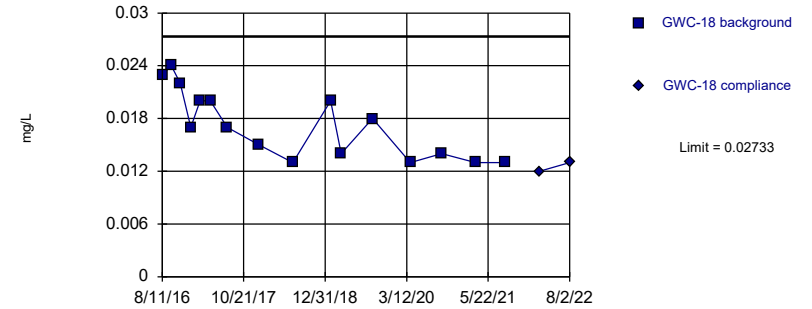


Non-parametric test used in lieu of parametric prediction limit because the Shapiro Wilk normality test showed the data to be non-normal at the 0.01 alpha level. Limit is highest of 23 background values. Well-constituent pair annual alpha = 0.006819. Individual comparison alpha = 0.003415 (1 of 2).

Constituent: Barium Analysis Run 10/28/2022 4:05 PM View: PL's Intrawell Appendix I
Plant McIntosh Client: Southern Company Data: McIntosh LF4 CCR

Within Limit

Prediction Limit
Intrawell Parametric

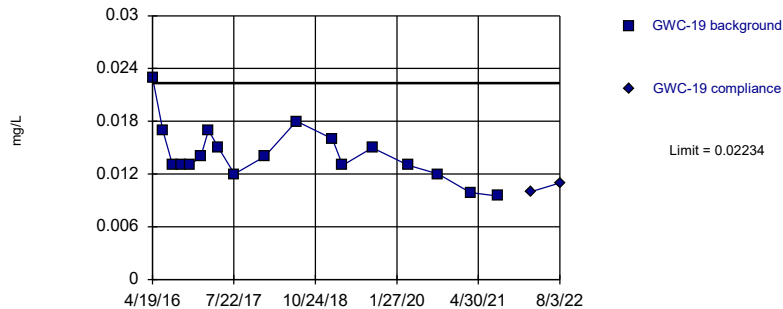


Background Data Summary: Mean=0.01725, Std. Dev.=0.003856, n=16. Normality test: Shapiro Wilk @alpha = 0.01, calculated = 0.8949, critical = 0.844. Kappa = 2.615 (c=15, w=9, 1 of 2, event alpha = 0.05132). Report alpha = 0.0003901.

Constituent: Barium Analysis Run 10/28/2022 4:05 PM View: PL's Intrawell Appendix I
Plant McIntosh Client: Southern Company Data: McIntosh LF4 CCR

Within Limit

Prediction Limit
Intrawell Parametric

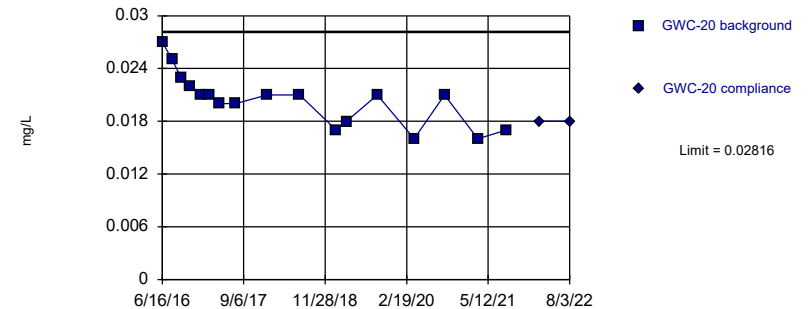


Background Data Summary: Mean=0.0143, Std. Dev.=0.003157, n=18. Normality test: Shapiro Wilk @alpha = 0.01, calculated = 0.9177, critical = 0.858. Kappa = 2.548 (c=15, w=9, 1 of 2, event alpha = 0.05132). Report alpha = 0.0003901.

Constituent: Barium Analysis Run 10/28/2022 4:05 PM View: PL's Intrawell Appendix I
Plant McIntosh Client: Southern Company Data: McIntosh LF4 CCR

Within Limit

Prediction Limit
Intrawell Parametric



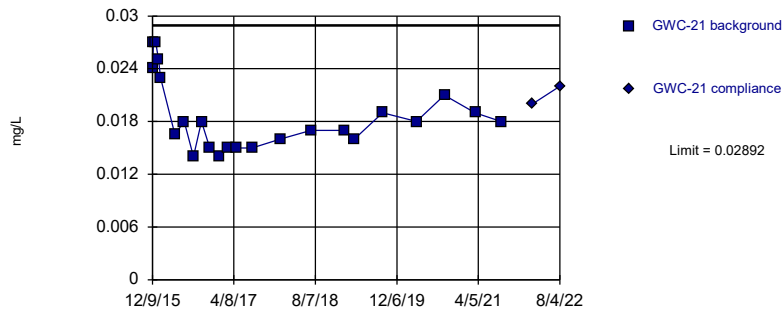
Background Data Summary: Mean=0.02041, Std. Dev.=0.003001, n=17. Normality test: Shapiro Wilk @alpha = 0.01, calculated = 0.9287, critical = 0.851. Kappa = 2.582 (c=15, w=9, 1 of 2, event alpha = 0.05132). Report alpha = 0.0003901.

Constituent: Barium Analysis Run 10/28/2022 4:06 PM View: PL's Intrawell Appendix I
Plant McIntosh Client: Southern Company Data: McIntosh LF4 CCR

Within Limit

Prediction Limit

Intrawell Parametric



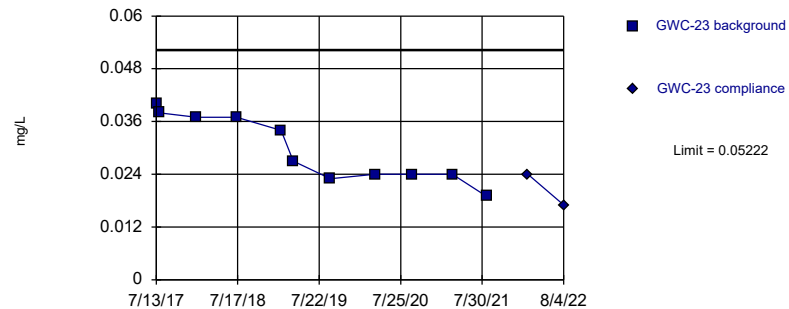
Background Data Summary (based on square root transformation): Mean=0.1356, Std. Dev.=0.01422, n=23. Normality test: Shapiro Wilk @alpha = 0.01, calculated = 0.891, critical = 0.881. Kappa = 2.421 (c=15, w=9, 1 of 2, event alpha = 0.05132). Report alpha = 0.0003901.

Constituent: Barium Analysis Run 10/28/2022 4:06 PM View: PL's Intrawell Appendix I
Plant McIntosh Client: Southern Company Data: McIntosh LF4 CCR

Within Limit

Prediction Limit

Intrawell Parametric



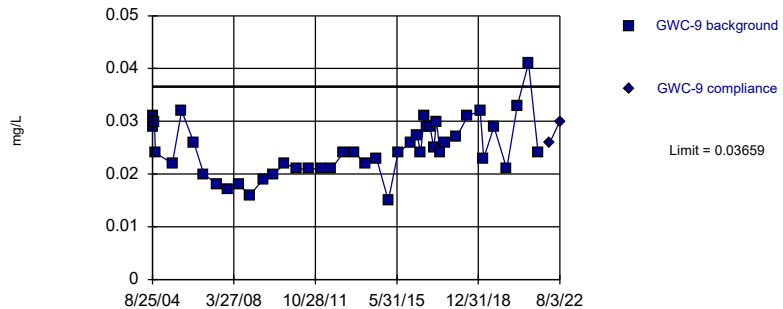
Background Data Summary: Mean=0.02973, Std. Dev.=0.007511, n=11. Normality test: Shapiro Wilk @alpha = 0.01, calculated = 0.8755, critical = 0.792. Kappa = 2.994 (c=15, w=9, 1 of 2, event alpha = 0.05132). Report alpha = 0.0003901.

Constituent: Barium Analysis Run 10/28/2022 4:06 PM View: PL's Intrawell Appendix I
Plant McIntosh Client: Southern Company Data: McIntosh LF4 CCR

Within Limit

Prediction Limit

Intrawell Parametric



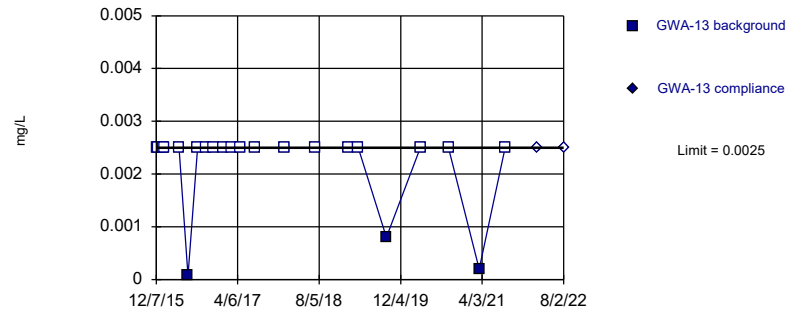
Background Data Summary: Mean=0.02483, Std. Dev.=0.005288, n=44. Normality test: Shapiro Wilk @alpha = 0.01, calculated = 0.9689, critical = 0.924. Kappa = 2.225 (c=15, w=9, 1 of 2, event alpha = 0.05132). Report alpha = 0.0003901.

Constituent: Barium Analysis Run 10/28/2022 4:06 PM View: PL's Intrawell Appendix I
Plant McIntosh Client: Southern Company Data: McIntosh LF4 CCR

Within Limit

Prediction Limit

Intrawell Non-parametric

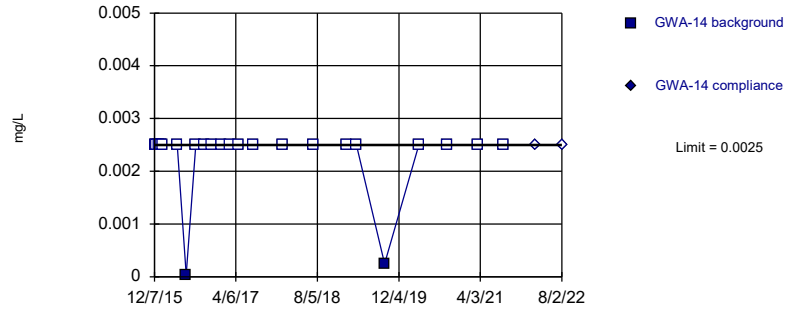


Non-parametric test used in lieu of parametric prediction limit because censored data exceeded 50%. Limit is highest of 22 background values. 86.36% NDs. Well-constituent pair annual alpha = 0.007401. Individual comparison alpha = 0.003707 (1 of 2).

Constituent: Beryllium Analysis Run 10/28/2022 4:06 PM View: PL's Intrawell Appendix I
Plant McIntosh Client: Southern Company Data: McIntosh LF4 CCR

Within Limit

Prediction Limit Intrawell Non-parametric

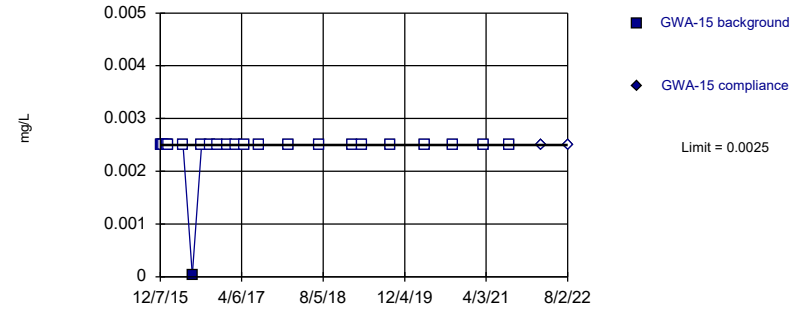


Non-parametric test used in lieu of parametric prediction limit because censored data exceeded 50%. Limit is highest of 23 background values. 91.3% NDs. Well-constituent pair annual alpha = 0.006819. Individual comparison alpha = 0.003415 (1 of 2).

Constituent: Beryllium Analysis Run 10/28/2022 4:06 PM View: PL's Intrawell Appendix I
Plant McIntosh Client: Southern Company Data: McIntosh LF4 CCR

Within Limit

Prediction Limit Intrawell Non-parametric

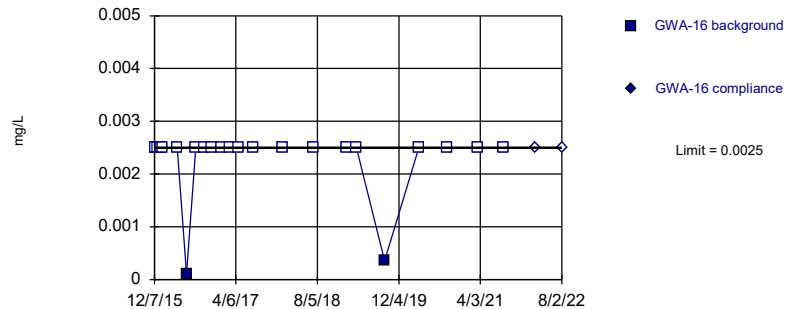


Non-parametric test used in lieu of parametric prediction limit because censored data exceeded 50%. Limit is highest of 23 background values. 95.65% NDs. Well-constituent pair annual alpha = 0.006819. Individual comparison alpha = 0.003415 (1 of 2).

Constituent: Beryllium Analysis Run 10/28/2022 4:06 PM View: PL's Intrawell Appendix I
Plant McIntosh Client: Southern Company Data: McIntosh LF4 CCR

Within Limit

Prediction Limit Intrawell Non-parametric

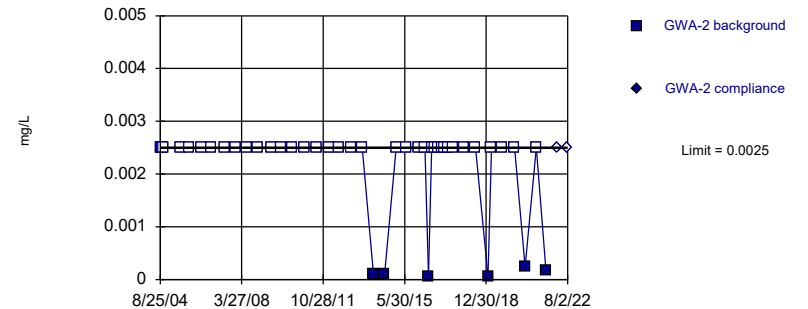


Non-parametric test used in lieu of parametric prediction limit because censored data exceeded 50%. Limit is highest of 23 background values. 91.3% NDs. Well-constituent pair annual alpha = 0.006819. Individual comparison alpha = 0.003415 (1 of 2).

Constituent: Beryllium Analysis Run 10/28/2022 4:06 PM View: PL's Intrawell Appendix I
Plant McIntosh Client: Southern Company Data: McIntosh LF4 CCR

Within Limit

Prediction Limit Intrawell Non-parametric



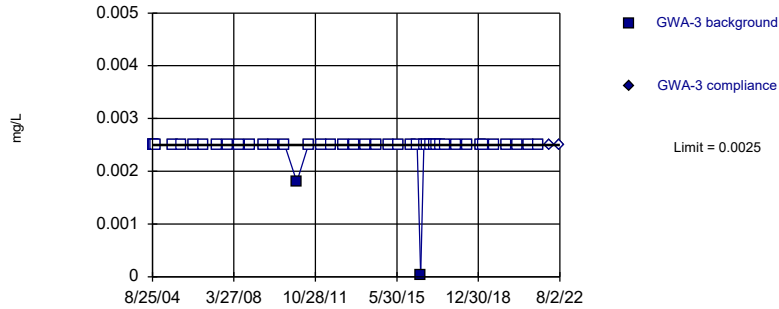
Non-parametric test used in lieu of parametric prediction limit because censored data exceeded 50%. Limit is highest of 44 background values. 86.36% NDs. Well-constituent pair annual alpha = 0.001992. Individual comparison alpha = 0.0009963 (1 of 2).

Constituent: Beryllium Analysis Run 10/28/2022 4:06 PM View: PL's Intrawell Appendix I
Plant McIntosh Client: Southern Company Data: McIntosh LF4 CCR

Within Limit

Prediction Limit

Intrawell Non-parametric



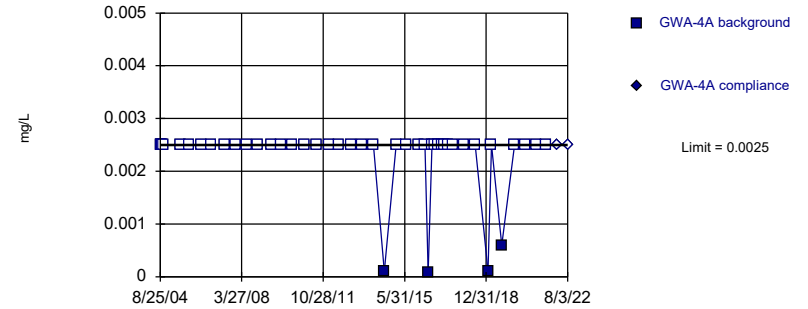
Non-parametric test used in lieu of parametric prediction limit because censored data exceeded 50%. Limit is highest of 44 background values. 95.45% NDs. Well-constituent pair annual alpha = 0.001992. Individual comparison alpha = 0.0009963 (1 of 2).

Constituent: Beryllium Analysis Run 10/28/2022 4:06 PM View: PL's Intrawell Appendix I
Plant McIntosh Client: Southern Company Data: McIntosh LF4 CCR

Within Limit

Prediction Limit

Intrawell Non-parametric



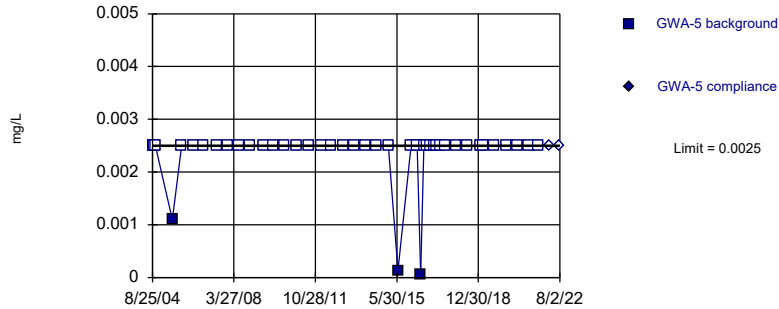
Non-parametric test used in lieu of parametric prediction limit because censored data exceeded 50%. Limit is highest of 44 background values. 90.91% NDs. Well-constituent pair annual alpha = 0.001992. Individual comparison alpha = 0.0009963 (1 of 2).

Constituent: Beryllium Analysis Run 10/28/2022 4:06 PM View: PL's Intrawell Appendix I
Plant McIntosh Client: Southern Company Data: McIntosh LF4 CCR

Within Limit

Prediction Limit

Intrawell Non-parametric



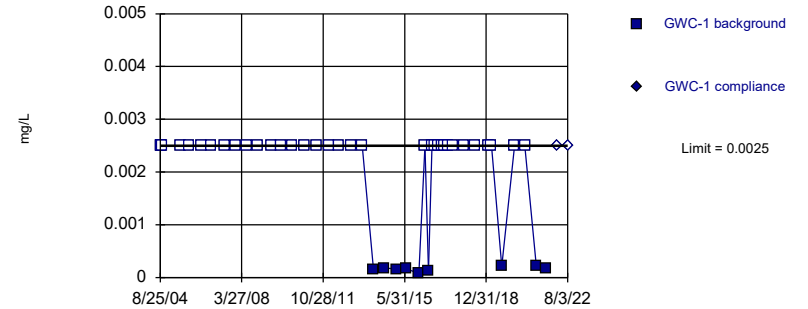
Non-parametric test used in lieu of parametric prediction limit because censored data exceeded 50%. Limit is highest of 46 background values. 93.48% NDs. Well-constituent pair annual alpha = 0.001829. Individual comparison alpha = 0.0009151 (1 of 2).

Constituent: Beryllium Analysis Run 10/28/2022 4:06 PM View: PL's Intrawell Appendix I
Plant McIntosh Client: Southern Company Data: McIntosh LF4 CCR

Within Limit

Prediction Limit

Intrawell Non-parametric

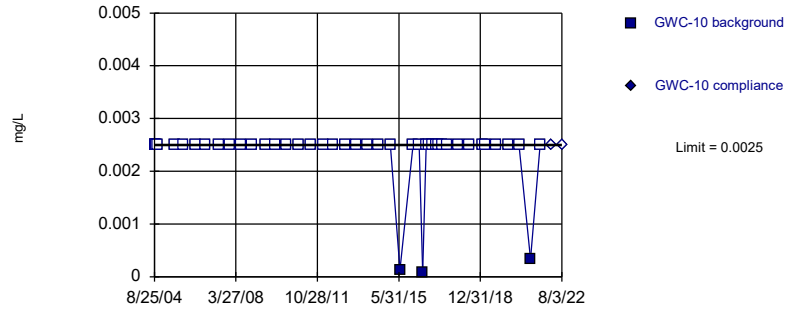


Non-parametric test used in lieu of parametric prediction limit because censored data exceeded 50%. Limit is highest of 44 background values. 79.55% NDs. Well-constituent pair annual alpha = 0.001992. Individual comparison alpha = 0.0009963 (1 of 2).

Constituent: Beryllium Analysis Run 10/28/2022 4:06 PM View: PL's Intrawell Appendix I
Plant McIntosh Client: Southern Company Data: McIntosh LF4 CCR

Within Limit

Prediction Limit
Intrawell Non-parametric

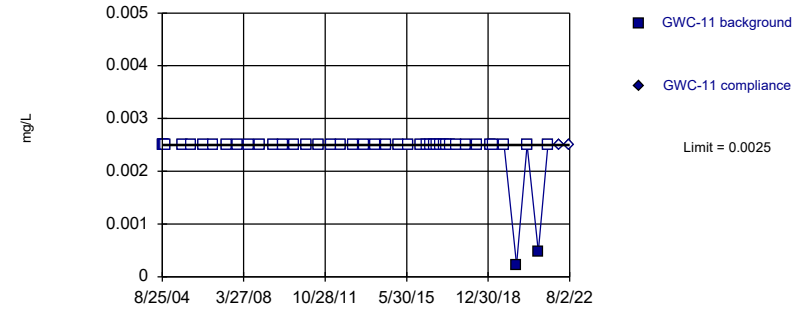


Non-parametric test used in lieu of parametric prediction limit because censored data exceeded 50%. Limit is highest of 44 background values. 93.18% NDs. Well-constituent pair annual alpha = 0.001992. Individual comparison alpha = 0.0009963 (1 of 2).

Constituent: Beryllium Analysis Run 10/28/2022 4:06 PM View: PL's Intrawell Appendix I
Plant McIntosh Client: Southern Company Data: McIntosh LF4 CCR

Within Limit

Prediction Limit
Intrawell Non-parametric

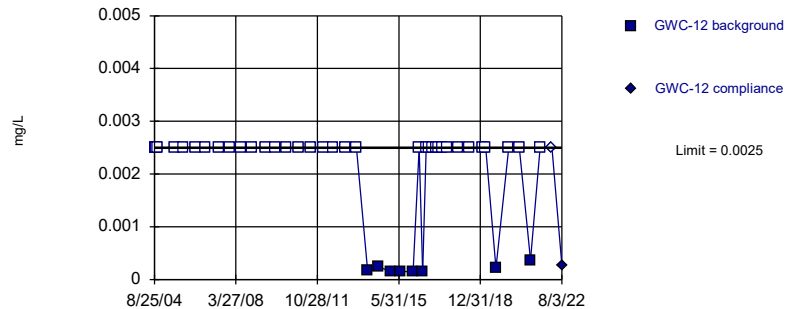


Non-parametric test used in lieu of parametric prediction limit because censored data exceeded 50%. Limit is highest of 44 background values. 95.45% NDs. Well-constituent pair annual alpha = 0.001992. Individual comparison alpha = 0.0009963 (1 of 2).

Constituent: Beryllium Analysis Run 10/28/2022 4:06 PM View: PL's Intrawell Appendix I
Plant McIntosh Client: Southern Company Data: McIntosh LF4 CCR

Within Limit

Prediction Limit
Intrawell Non-parametric

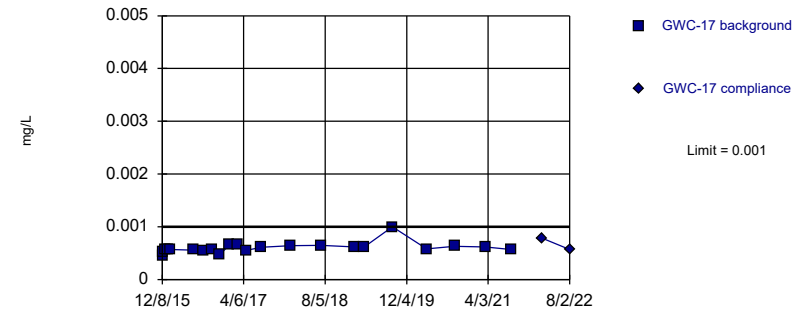


Non-parametric test used in lieu of parametric prediction limit because censored data exceeded 50%. Limit is highest of 44 background values. 81.82% NDs. Well-constituent pair annual alpha = 0.001992. Individual comparison alpha = 0.0009963 (1 of 2).

Constituent: Beryllium Analysis Run 10/28/2022 4:06 PM View: PL's Intrawell Appendix I
Plant McIntosh Client: Southern Company Data: McIntosh LF4 CCR

Within Limit

Prediction Limit
Intrawell Non-parametric

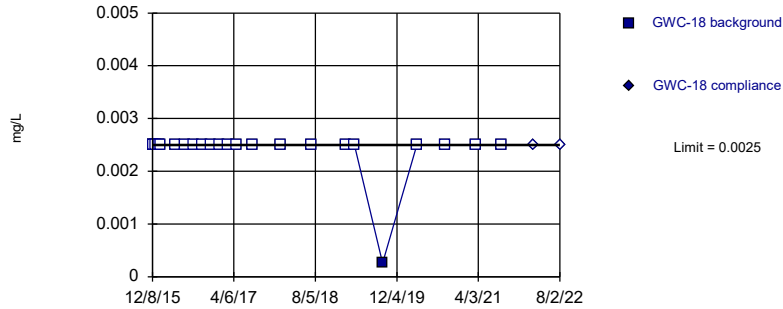


Non-parametric test used in lieu of parametric prediction limit because the Shapiro Wilk normality test showed the data to be non-normal at the 0.01 alpha level. Limit is highest of 22 background values. Well-constituent pair annual alpha = 0.007401. Individual comparison alpha = 0.003707 (1 of 2).

Constituent: Beryllium Analysis Run 10/28/2022 4:06 PM View: PL's Intrawell Appendix I
Plant McIntosh Client: Southern Company Data: McIntosh LF4 CCR

Within Limit

Prediction Limit Intrawell Non-parametric

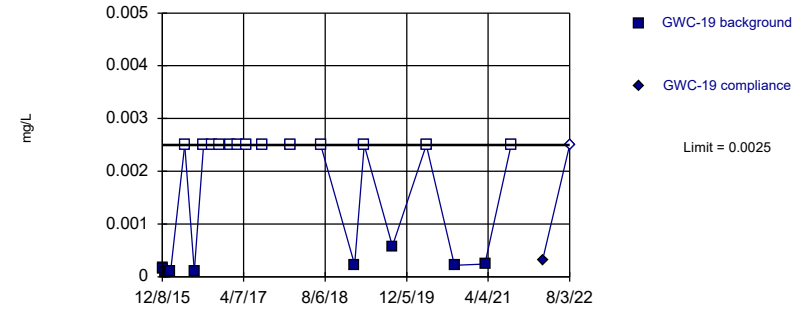


Non-parametric test used in lieu of parametric prediction limit because censored data exceeded 50%. Limit is highest of 23 background values. 95.65% NDs. Well-constituent pair annual alpha = 0.006819. Individual comparison alpha = 0.003415 (1 of 2).

Constituent: Beryllium Analysis Run 10/28/2022 4:06 PM View: PL's Intrawell Appendix I
Plant McIntosh Client: Southern Company Data: McIntosh LF4 CCR

Within Limit

Prediction Limit Intrawell Non-parametric

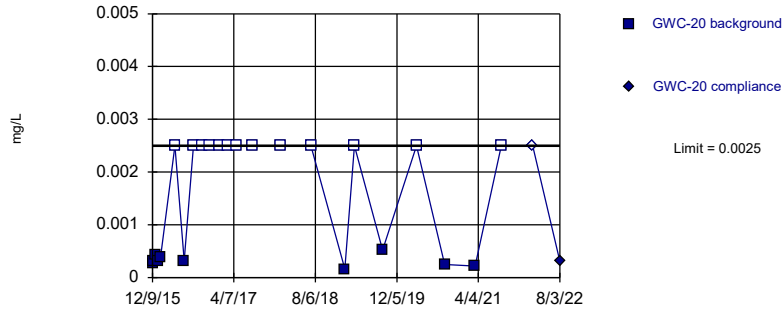


Non-parametric test used in lieu of parametric prediction limit because censored data exceeded 50%. Limit is highest of 23 background values. 56.52% NDs. Well-constituent pair annual alpha = 0.006819. Individual comparison alpha = 0.003415 (1 of 2).

Constituent: Beryllium Analysis Run 10/28/2022 4:06 PM View: PL's Intrawell Appendix I
Plant McIntosh Client: Southern Company Data: McIntosh LF4 CCR

Within Limit

Prediction Limit Intrawell Non-parametric

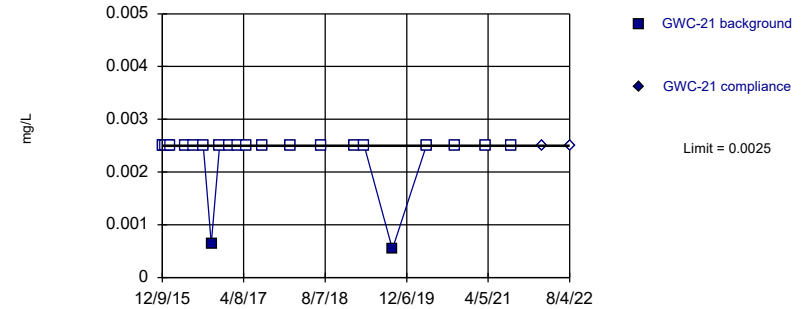


Non-parametric test used in lieu of parametric prediction limit because censored data exceeded 50%. Limit is highest of 23 background values. 56.52% NDs. Well-constituent pair annual alpha = 0.006819. Individual comparison alpha = 0.003415 (1 of 2).

Constituent: Beryllium Analysis Run 10/28/2022 4:06 PM View: PL's Intrawell Appendix I
Plant McIntosh Client: Southern Company Data: McIntosh LF4 CCR

Within Limit

Prediction Limit Intrawell Non-parametric

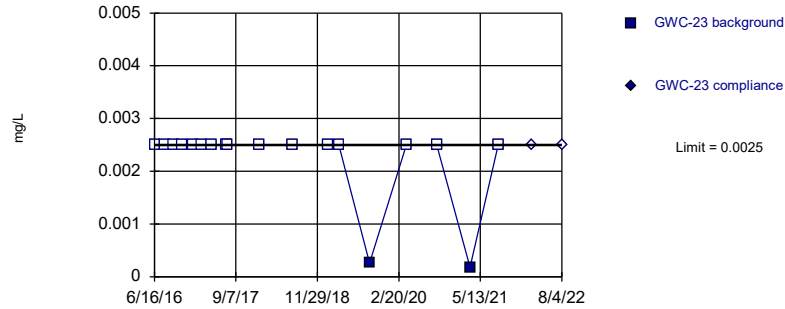


Non-parametric test used in lieu of parametric prediction limit because censored data exceeded 50%. Limit is highest of 23 background values. 91.3% NDs. Well-constituent pair annual alpha = 0.006819. Individual comparison alpha = 0.003415 (1 of 2).

Constituent: Beryllium Analysis Run 10/28/2022 4:06 PM View: PL's Intrawell Appendix I
Plant McIntosh Client: Southern Company Data: McIntosh LF4 CCR

Within Limit

Prediction Limit
Intrawell Non-parametric

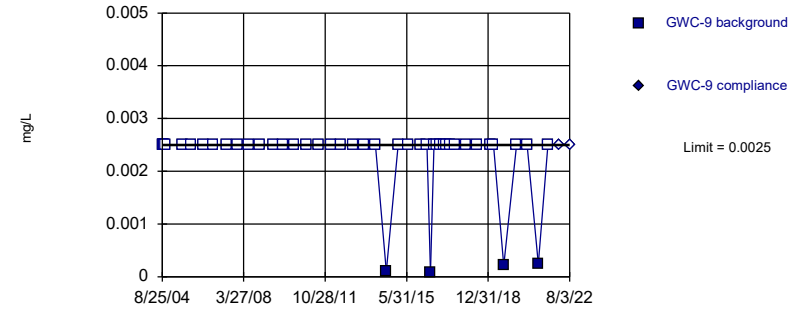


Non-parametric test used in lieu of parametric prediction limit because censored data exceeded 50%. Limit is highest of 18 background values. 88.89% NDs. Well-constituent pair annual alpha = 0.01072. Individual comparison alpha = 0.005373 (1 of 2).

Constituent: Beryllium Analysis Run 10/28/2022 4:06 PM View: PL's Intrawell Appendix I
Plant McIntosh Client: Southern Company Data: McIntosh LF4 CCR

Within Limit

Prediction Limit
Intrawell Non-parametric

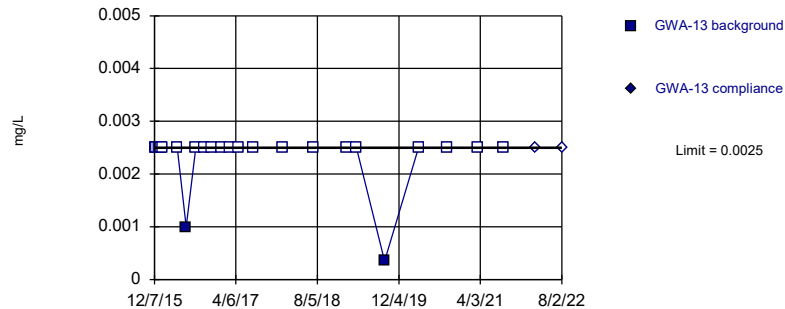


Non-parametric test used in lieu of parametric prediction limit because censored data exceeded 50%. Limit is highest of 44 background values. 90.91% NDs. Well-constituent pair annual alpha = 0.001992. Individual comparison alpha = 0.0009963 (1 of 2).

Constituent: Beryllium Analysis Run 10/28/2022 4:06 PM View: PL's Intrawell Appendix I
Plant McIntosh Client: Southern Company Data: McIntosh LF4 CCR

Within Limit

Prediction Limit
Intrawell Non-parametric

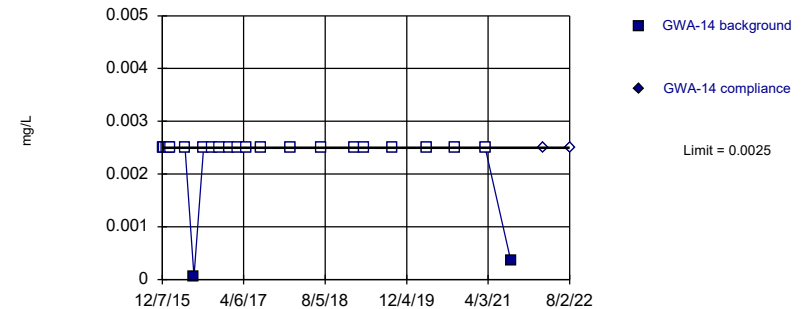


Non-parametric test used in lieu of parametric prediction limit because censored data exceeded 50%. Limit is highest of 23 background values. 91.3% NDs. Well-constituent pair annual alpha = 0.006819. Individual comparison alpha = 0.003415 (1 of 2).

Constituent: Cadmium Analysis Run 10/28/2022 4:06 PM View: PL's Intrawell Appendix I
Plant McIntosh Client: Southern Company Data: McIntosh LF4 CCR

Within Limit

Prediction Limit
Intrawell Non-parametric

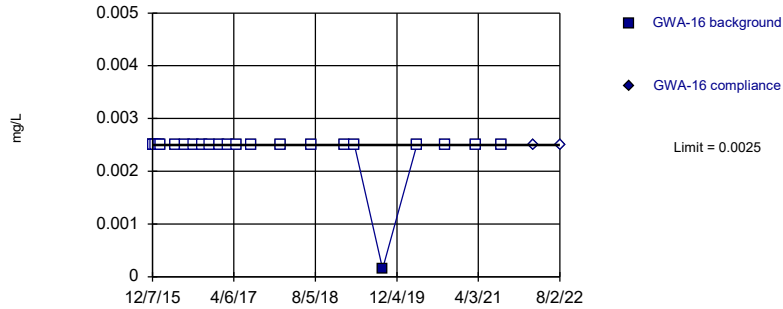


Non-parametric test used in lieu of parametric prediction limit because censored data exceeded 50%. Limit is highest of 23 background values. 91.3% NDs. Well-constituent pair annual alpha = 0.006819. Individual comparison alpha = 0.003415 (1 of 2).

Constituent: Cadmium Analysis Run 10/28/2022 4:06 PM View: PL's Intrawell Appendix I
Plant McIntosh Client: Southern Company Data: McIntosh LF4 CCR

Within Limit

Prediction Limit
Intrawell Non-parametric

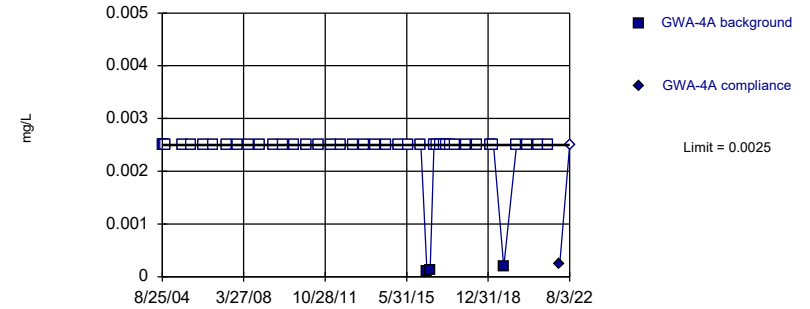


Non-parametric test used in lieu of parametric prediction limit because censored data exceeded 50%. Limit is highest of 23 background values. 95.65% NDs. Well-constituent pair annual alpha = 0.006819. Individual comparison alpha = 0.003415 (1 of 2).

Constituent: Cadmium Analysis Run 10/28/2022 4:06 PM View: PL's Intrawell Appendix I
Plant McIntosh Client: Southern Company Data: McIntosh LF4 CCR

Within Limit

Prediction Limit
Intrawell Non-parametric

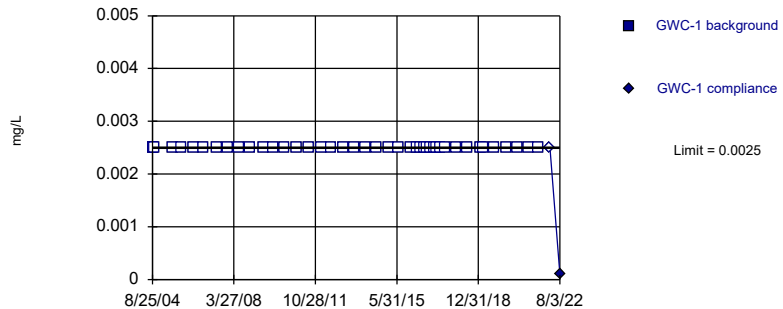


Non-parametric test used in lieu of parametric prediction limit because censored data exceeded 50%. Limit is highest of 44 background values. 93.18% NDs. Well-constituent pair annual alpha = 0.001992. Individual comparison alpha = 0.0009963 (1 of 2).

Constituent: Cadmium Analysis Run 10/28/2022 4:06 PM View: PL's Intrawell Appendix I
Plant McIntosh Client: Southern Company Data: McIntosh LF4 CCR

Within Limit

Prediction Limit
Intrawell Non-parametric

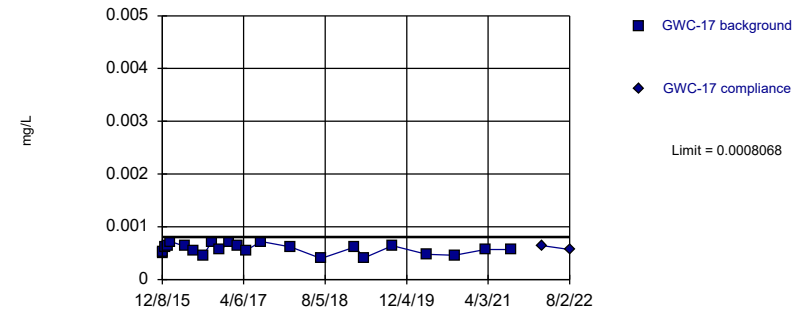


Non-parametric test used in lieu of parametric prediction limit because censored data exceeded 50%. All background values (n = 44) were censored; limit is most recent reporting limit. Well-constituent pair annual alpha = 0.001992. Individual comparison alpha = 0.0009963 (1 of 2).

Constituent: Cadmium Analysis Run 10/28/2022 4:06 PM View: PL's Intrawell Appendix I
Plant McIntosh Client: Southern Company Data: McIntosh LF4 CCR

Within Limit

Prediction Limit
Intrawell Parametric



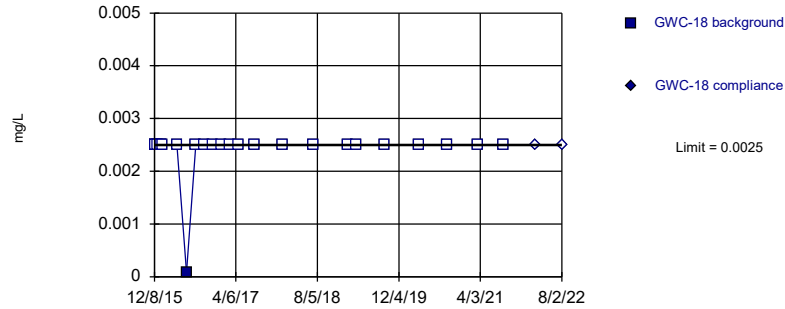
Background Data Summary: Mean=0.0005767, Std. Dev.=0.00009507, n=23. Normality test: Shapiro Wilk @alpha = 0.01, calculated = 0.9537, critical = 0.881. Kappa = 2.421 (c=15, w=9, 1 of 2, event alpha = 0.05132). Report alpha = 0.0003901.

Constituent: Cadmium Analysis Run 10/28/2022 4:06 PM View: PL's Intrawell Appendix I
Plant McIntosh Client: Southern Company Data: McIntosh LF4 CCR

Within Limit

Prediction Limit

Intrawell Non-parametric



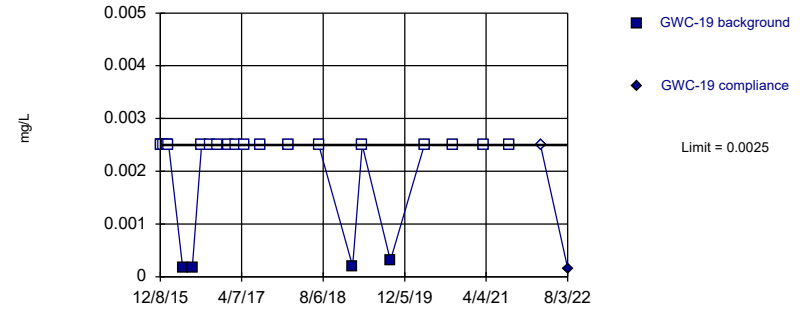
Non-parametric test used in lieu of parametric prediction limit because censored data exceeded 50%. Limit is highest of 23 background values. 95.65% NDs. Well-constituent pair annual alpha = 0.006819. Individual comparison alpha = 0.003415 (1 of 2).

Constituent: Cadmium Analysis Run 10/28/2022 4:06 PM View: PL's Intrawell Appendix I
Plant McIntosh Client: Southern Company Data: McIntosh LF4 CCR

Within Limit

Prediction Limit

Intrawell Non-parametric



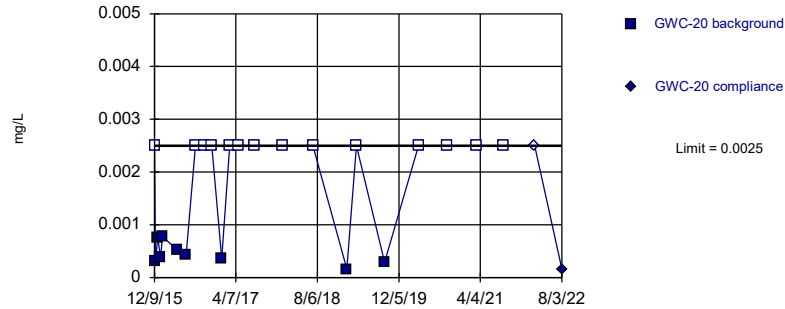
Non-parametric test used in lieu of parametric prediction limit because censored data exceeded 50%. Limit is highest of 23 background values. 82.61% NDs. Well-constituent pair annual alpha = 0.006819. Individual comparison alpha = 0.003415 (1 of 2).

Constituent: Cadmium Analysis Run 10/28/2022 4:06 PM View: PL's Intrawell Appendix I
Plant McIntosh Client: Southern Company Data: McIntosh LF4 CCR

Within Limit

Prediction Limit

Intrawell Non-parametric



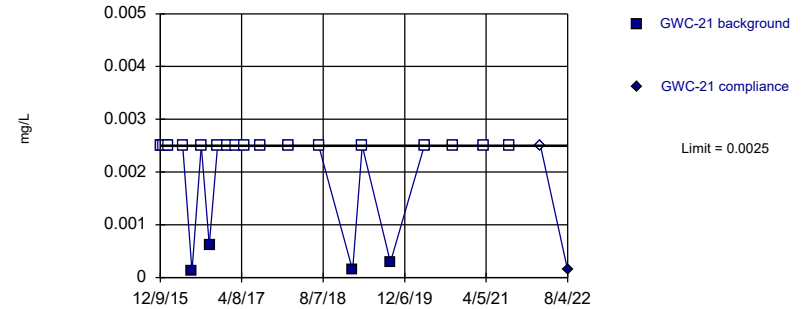
Non-parametric test used in lieu of parametric prediction limit because censored data exceeded 50%. Limit is highest of 23 background values. 60.87% NDs. Well-constituent pair annual alpha = 0.006819. Individual comparison alpha = 0.003415 (1 of 2).

Constituent: Cadmium Analysis Run 10/28/2022 4:06 PM View: PL's Intrawell Appendix I
Plant McIntosh Client: Southern Company Data: McIntosh LF4 CCR

Within Limit

Prediction Limit

Intrawell Non-parametric



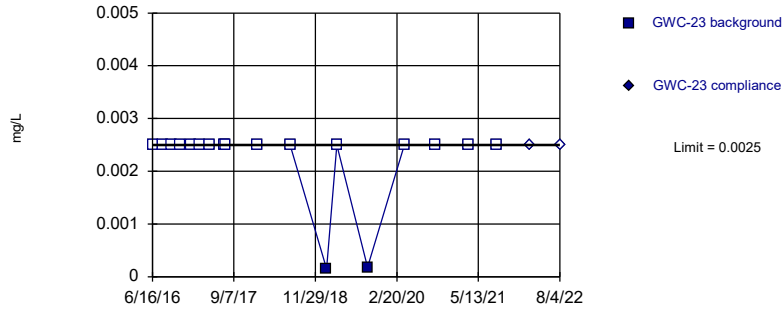
Non-parametric test used in lieu of parametric prediction limit because censored data exceeded 50%. Limit is highest of 23 background values. 82.61% NDs. Well-constituent pair annual alpha = 0.006819. Individual comparison alpha = 0.003415 (1 of 2).

Constituent: Cadmium Analysis Run 10/28/2022 4:06 PM View: PL's Intrawell Appendix I
Plant McIntosh Client: Southern Company Data: McIntosh LF4 CCR

Within Limit

Prediction Limit

Intrawell Non-parametric



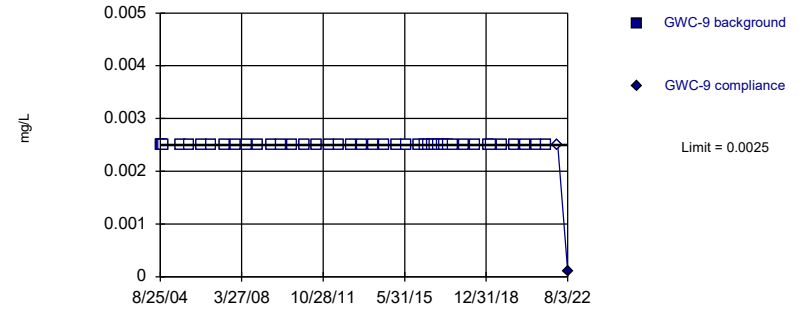
Non-parametric test used in lieu of parametric prediction limit because censored data exceeded 50%. Limit is highest of 18 background values. 88.89% NDs. Well-constituent pair annual alpha = 0.01072. Individual comparison alpha = 0.005373 (1 of 2).

Constituent: Cadmium Analysis Run 10/28/2022 4:06 PM View: PL's Intrawell Appendix I
Plant McIntosh Client: Southern Company Data: McIntosh LF4 CCR

Within Limit

Prediction Limit

Intrawell Non-parametric



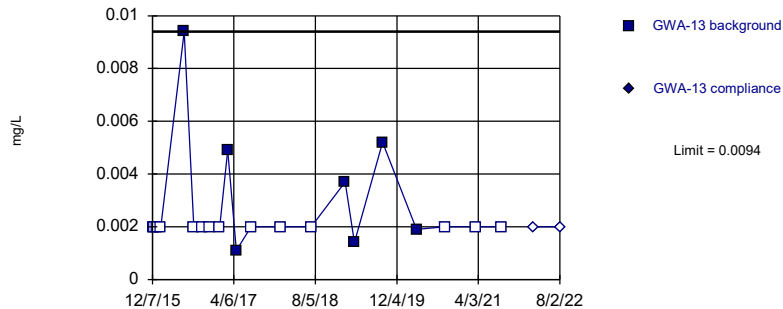
Non-parametric test used in lieu of parametric prediction limit because censored data exceeded 50%. All background values (n = 44) were censored; limit is most recent reporting limit. Well-constituent pair annual alpha = 0.001992. Individual comparison alpha = 0.0009963 (1 of 2).

Constituent: Cadmium Analysis Run 10/28/2022 4:06 PM View: PL's Intrawell Appendix I
Plant McIntosh Client: Southern Company Data: McIntosh LF4 CCR

Within Limit

Prediction Limit

Intrawell Non-parametric



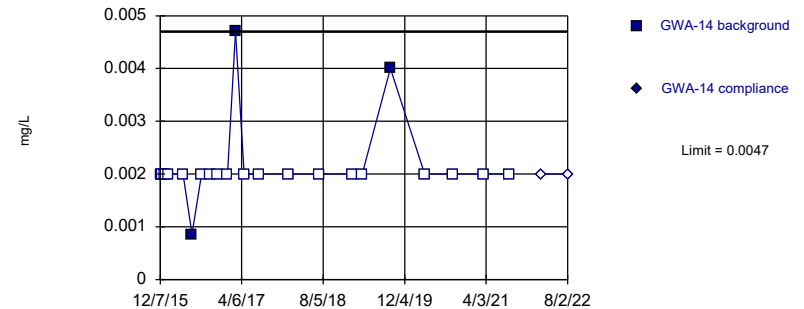
Non-parametric test used in lieu of parametric prediction limit because censored data exceeded 50%. Limit is highest of 21 background values. 66.67% NDs. Well-constituent pair annual alpha = 0.007982. Individual comparison alpha = 0.003999 (1 of 2).

Constituent: Chromium Analysis Run 10/28/2022 4:06 PM View: PL's Intrawell Appendix I
Plant McIntosh Client: Southern Company Data: McIntosh LF4 CCR

Within Limit

Prediction Limit

Intrawell Non-parametric



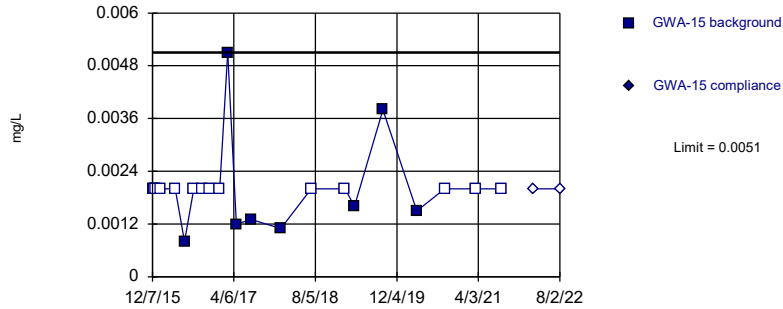
Non-parametric test used in lieu of parametric prediction limit because censored data exceeded 50%. Limit is highest of 22 background values. 86.36% NDs. Well-constituent pair annual alpha = 0.007401. Individual comparison alpha = 0.003707 (1 of 2).

Constituent: Chromium Analysis Run 10/28/2022 4:06 PM View: PL's Intrawell Appendix I
Plant McIntosh Client: Southern Company Data: McIntosh LF4 CCR

Within Limit

Prediction Limit

Intrawell Non-parametric



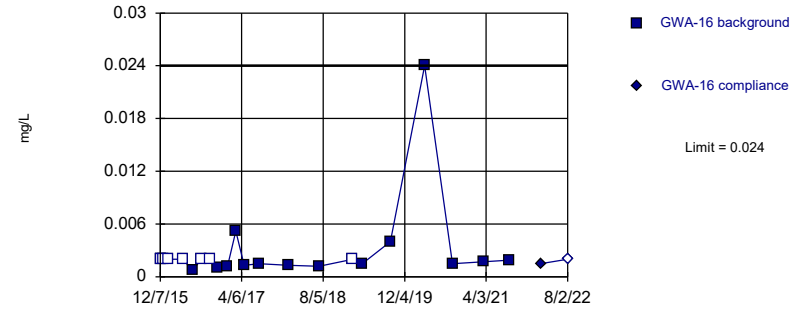
Non-parametric test used in lieu of parametric prediction limit because censored data exceeded 50%. Limit is highest of 22 background values. 63.64% NDs. Well-constituent pair annual alpha = 0.007401. Individual comparison alpha = 0.003707 (1 of 2).

Constituent: Chromium Analysis Run 10/28/2022 4:06 PM View: PL's Intrawell Appendix I
Plant McIntosh Client: Southern Company Data: McIntosh LF4 CCR

Within Limit

Prediction Limit

Intrawell Non-parametric



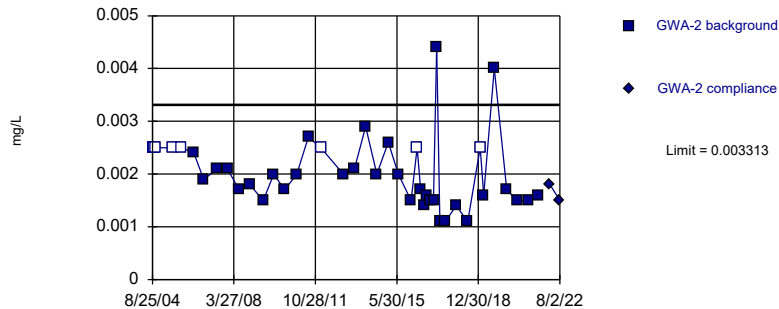
Non-parametric test used in lieu of parametric prediction limit because the Shapiro Wilk normality test showed the data to be non-normal at the 0.01 alpha level. Limit is highest of 22 background values. 36.36% NDs. Well-constituent pair annual alpha = 0.007401. Individual comparison alpha = 0.003707 (1 of 2).

Constituent: Chromium Analysis Run 10/28/2022 4:06 PM View: PL's Intrawell Appendix I
Plant McIntosh Client: Southern Company Data: McIntosh LF4 CCR

Within Limit

Prediction Limit

Intrawell Parametric



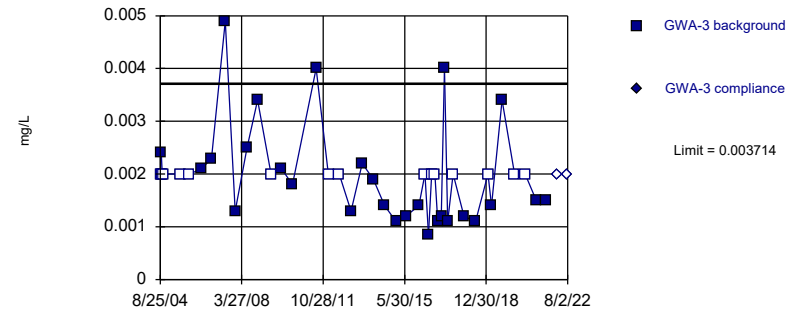
Background Data Summary (based on square root transformation) (after Kaplan-Meier Adjustment): Mean=0.03944, Std. Dev.=0.008126, n=43, 20.93% NDs. Normality test: Shapiro Wilk @alpha = 0.01, calculated = 0.9267, critical = 0.923. Kappa = 2.23 (c=15, w=9, 1 of 2, event alpha = 0.05132). Report alpha = 0.0003901.

Constituent: Chromium Analysis Run 10/28/2022 4:06 PM View: PL's Intrawell Appendix I
Plant McIntosh Client: Southern Company Data: McIntosh LF4 CCR

Within Limit

Prediction Limit

Intrawell Parametric



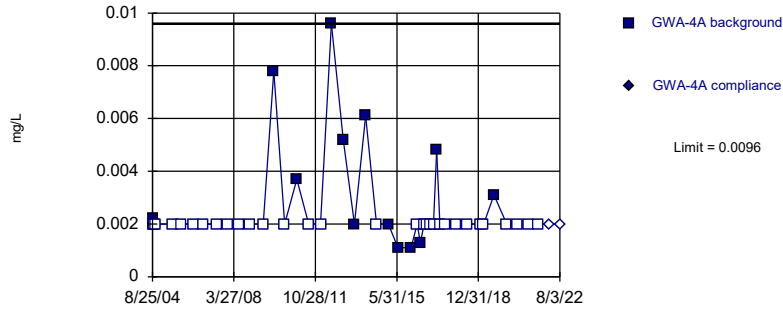
Background Data Summary (based on natural log transformation) (after Kaplan-Meier Adjustment): Mean=-6.638, Std. Dev.=0.4673, n=43, 34.88% NDs. Normality test: Shapiro Wilk @alpha = 0.01, calculated = 0.9278, critical = 0.923. Kappa = 2.23 (c=15, w=9, 1 of 2, event alpha = 0.05132). Report alpha = 0.0003901.

Constituent: Chromium Analysis Run 10/28/2022 4:07 PM View: PL's Intrawell Appendix I
Plant McIntosh Client: Southern Company Data: McIntosh LF4 CCR

Within Limit

Prediction Limit

Intrawell Non-parametric



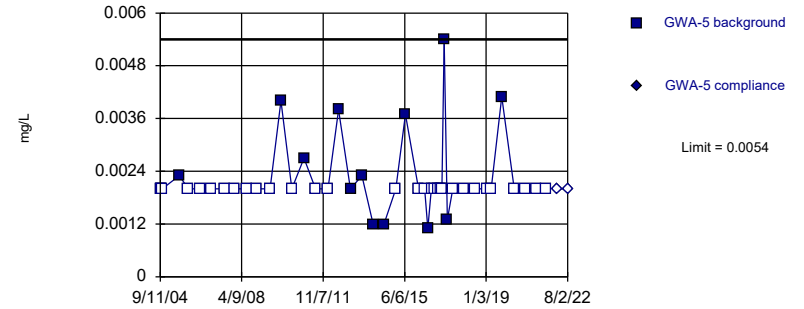
Non-parametric test used in lieu of parametric prediction limit because censored data exceeded 50%. Limit is highest of 44 background values. 70.45% NDs. Well-constituent pair annual alpha = 0.001992. Individual comparison alpha = 0.0009963 (1 of 2).

Constituent: Chromium Analysis Run 10/28/2022 4:07 PM View: PL's Intrawell Appendix I
Plant McIntosh Client: Southern Company Data: McIntosh LF4 CCR

Within Limit

Prediction Limit

Intrawell Non-parametric



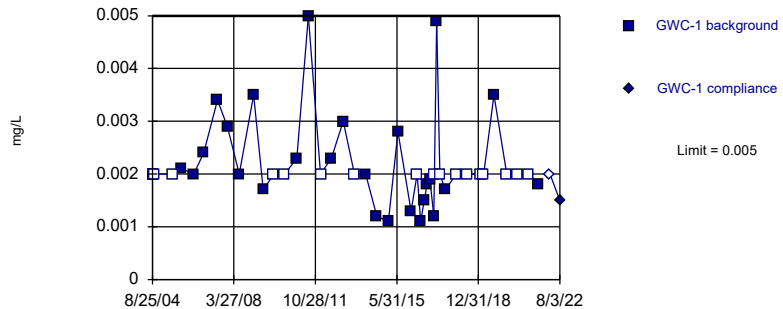
Non-parametric test used in lieu of parametric prediction limit because censored data exceeded 50%. Limit is highest of 45 background values. 68.89% NDs. Well-constituent pair annual alpha = 0.001911. Individual comparison alpha = 0.0009557 (1 of 2).

Constituent: Chromium Analysis Run 10/28/2022 4:07 PM View: PL's Intrawell Appendix I
Plant McIntosh Client: Southern Company Data: McIntosh LF4 CCR

Within Limit

Prediction Limit

Intrawell Non-parametric



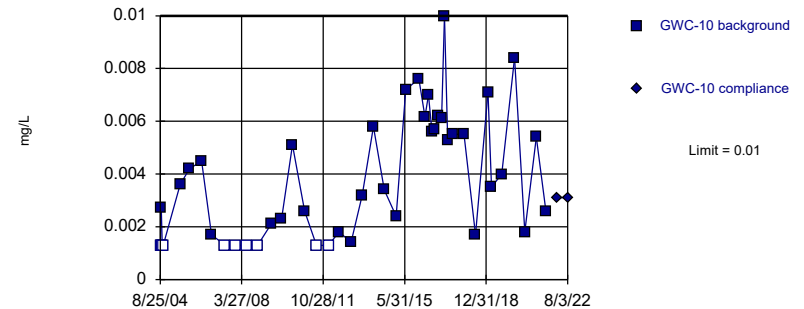
Non-parametric test used in lieu of parametric prediction limit because the Shapiro Wilk normality test showed the data to be non-normal at the 0.01 alpha level. Limit is highest of 44 background values. 40.91% NDs. Well-constituent pair annual alpha = 0.001992. Individual comparison alpha = 0.0009963 (1 of 2).

Constituent: Chromium Analysis Run 10/28/2022 4:07 PM View: PL's Intrawell Appendix I
Plant McIntosh Client: Southern Company Data: McIntosh LF4 CCR

Within Limit

Prediction Limit

Intrawell Non-parametric



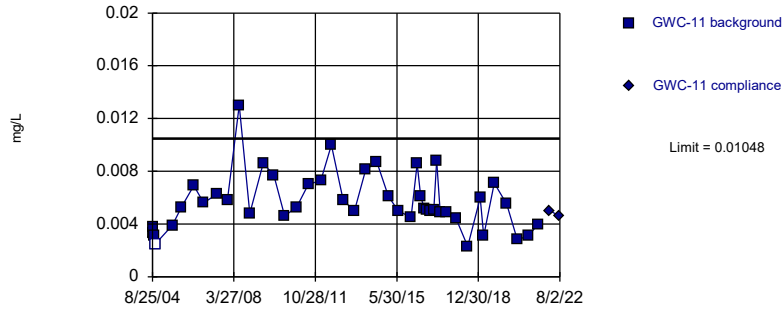
Non-parametric test used in lieu of parametric prediction limit because the Shapiro Wilk normality test showed the data to be non-normal at the 0.01 alpha level. Limit is highest of 44 background values. 20.45% NDs. Well-constituent pair annual alpha = 0.001992. Individual comparison alpha = 0.0009963 (1 of 2).

Constituent: Chromium Analysis Run 10/28/2022 4:07 PM View: PL's Intrawell Appendix I
Plant McIntosh Client: Southern Company Data: McIntosh LF4 CCR

Within Limit

Prediction Limit

Intrawell Parametric



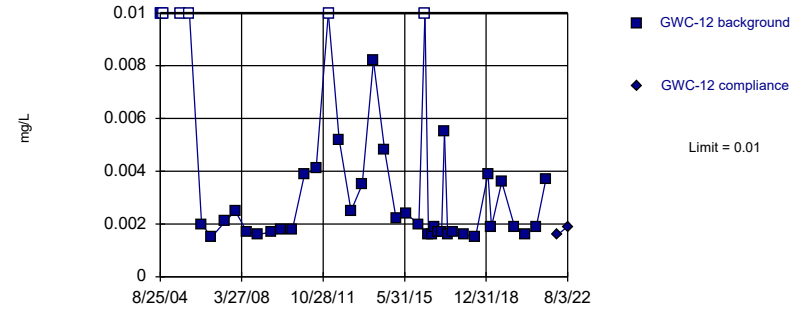
Background Data Summary: Mean=0.005681, Std. Dev.=0.002159, n=44, 2.273% NDs. Normality test: Shapiro Wilk @alpha = 0.01, calculated = 0.9378, critical = 0.924. Kappa = 2.225 (c=15, w=9, 1 of 2, event alpha = 0.05132). Report alpha = 0.0003901.

Constituent: Chromium Analysis Run 10/28/2022 4:07 PM View: PL's Intrawell Appendix I
Plant McIntosh Client: Southern Company Data: McIntosh LF4 CCR

Within Limit

Prediction Limit

Intrawell Non-parametric



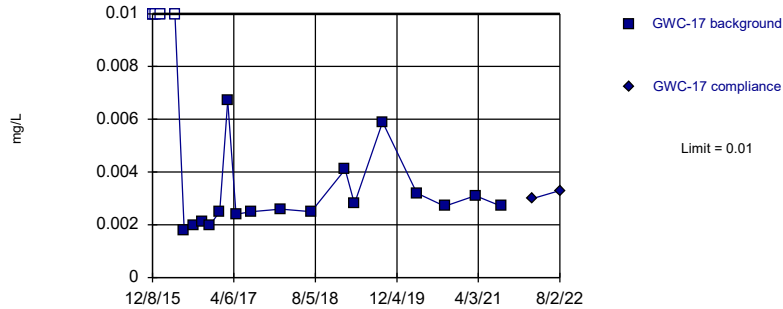
Non-parametric test used in lieu of parametric prediction limit because the Shapiro Wilk normality test showed the data to be non-normal at the 0.01 alpha level. Limit is highest of 44 background values. 18.18% NDs. Well-constituent pair annual alpha = 0.001992. Individual comparison alpha = 0.0009963 (1 of 2).

Constituent: Chromium Analysis Run 10/28/2022 4:07 PM View: PL's Intrawell Appendix I
Plant McIntosh Client: Southern Company Data: McIntosh LF4 CCR

Within Limit

Prediction Limit

Intrawell Non-parametric



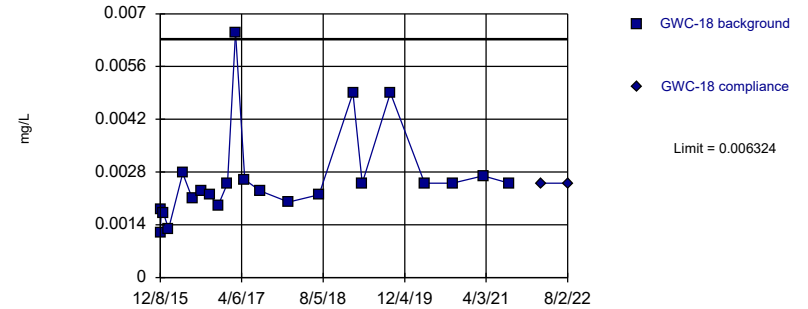
Non-parametric test used in lieu of parametric prediction limit because the Shapiro Wilk normality test showed the data to be non-normal at the 0.01 alpha level. Limit is highest of 22 background values. 22.73% NDs. Well-constituent pair annual alpha = 0.007401. Individual comparison alpha = 0.003707 (1 of 2).

Constituent: Chromium Analysis Run 10/28/2022 4:07 PM View: PL's Intrawell Appendix I
Plant McIntosh Client: Southern Company Data: McIntosh LF4 CCR

Within Limit

Prediction Limit

Intrawell Parametric

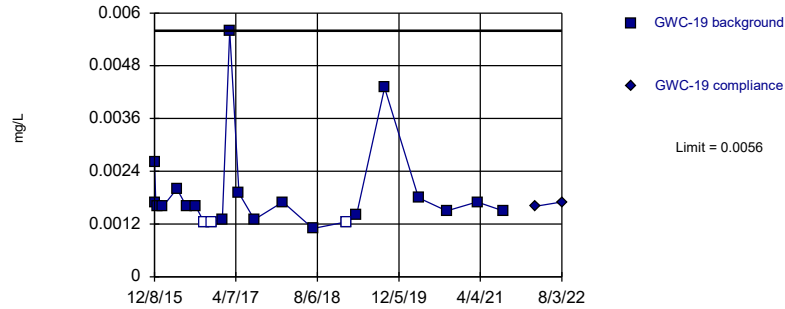


Background Data Summary (based on natural log transformation): Mean=-6.022, Std. Dev.=0.3929, n=22. Normality test: Shapiro Wilk @alpha = 0.01, calculated = 0.8931, critical = 0.878. Kappa = 2.441 (c=15, w=9, 1 of 2, event alpha = 0.05132). Report alpha = 0.0003901.

Constituent: Chromium Analysis Run 10/28/2022 4:07 PM View: PL's Intrawell Appendix I
Plant McIntosh Client: Southern Company Data: McIntosh LF4 CCR

Within Limit

Prediction Limit
Intrawell Non-parametric

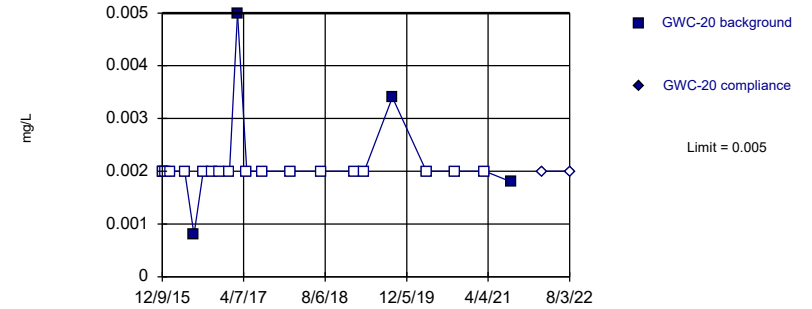


Non-parametric test used in lieu of parametric prediction limit because the Shapiro Wilk normality test showed the data to be non-normal at the 0.01 alpha level. Limit is highest of 22 background values. 13.64% NDs. Well-constituent pair annual alpha = 0.007401. Individual comparison alpha = 0.003707 (1 of 2).

Constituent: Chromium Analysis Run 10/28/2022 4:07 PM View: PL's Intrawell Appendix I
Plant McIntosh Client: Southern Company Data: McIntosh LF4 CCR

Within Limit

Prediction Limit
Intrawell Non-parametric

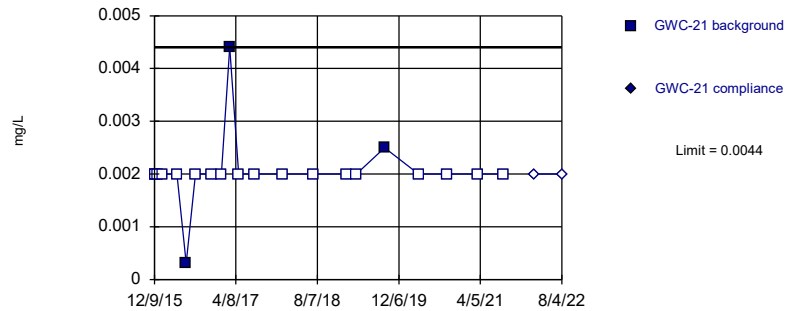


Non-parametric test used in lieu of parametric prediction limit because censored data exceeded 50%. Limit is highest of 22 background values. 81.82% NDs. Well-constituent pair annual alpha = 0.007401. Individual comparison alpha = 0.003707 (1 of 2).

Constituent: Chromium Analysis Run 10/28/2022 4:07 PM View: PL's Intrawell Appendix I
Plant McIntosh Client: Southern Company Data: McIntosh LF4 CCR

Within Limit

Prediction Limit
Intrawell Non-parametric

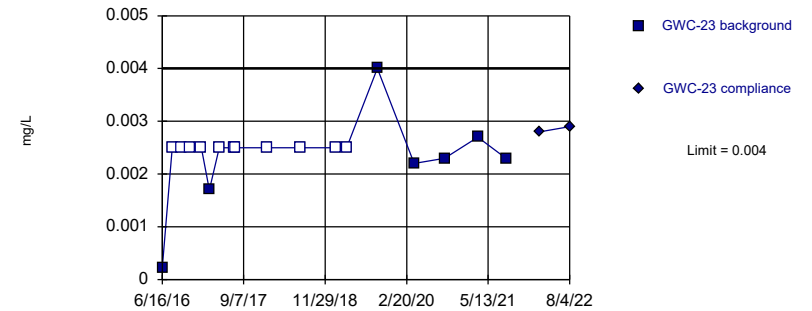


Non-parametric test used in lieu of parametric prediction limit because censored data exceeded 50%. Limit is highest of 21 background values. 85.71% NDs. Well-constituent pair annual alpha = 0.007982. Individual comparison alpha = 0.003999 (1 of 2).

Constituent: Chromium Analysis Run 10/28/2022 4:07 PM View: PL's Intrawell Appendix I
Plant McIntosh Client: Southern Company Data: McIntosh LF4 CCR

Within Limit

Prediction Limit
Intrawell Non-parametric



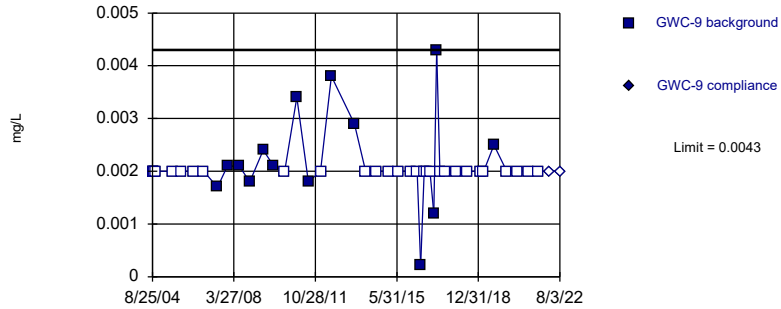
Non-parametric test used in lieu of parametric prediction limit because censored data exceeded 50%. Limit is highest of 18 background values. 61.11% NDs. Well-constituent pair annual alpha = 0.01072. Individual comparison alpha = 0.005373 (1 of 2).

Constituent: Chromium Analysis Run 10/28/2022 4:07 PM View: PL's Intrawell Appendix I
Plant McIntosh Client: Southern Company Data: McIntosh LF4 CCR

Within Limit

Prediction Limit

Intrawell Non-parametric



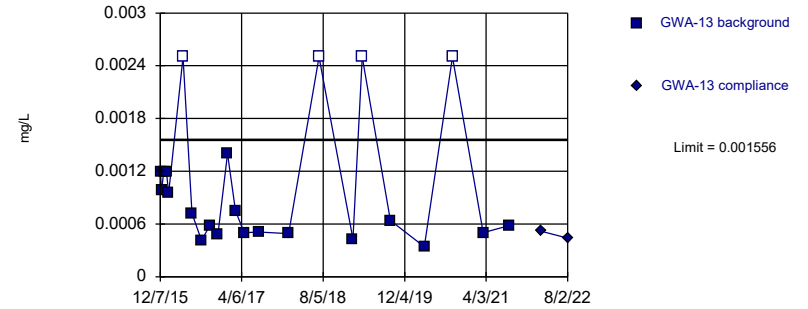
Non-parametric test used in lieu of parametric prediction limit because censored data exceeded 50%. Limit is highest of 43 background values. 67.44% NDs. Well-constituent pair annual alpha = 0.002073. Individual comparison alpha = 0.001037 (1 of 2).

Constituent: Chromium Analysis Run 10/28/2022 4:07 PM View: PL's Intrawell Appendix I
Plant McIntosh Client: Southern Company Data: McIntosh LF4 CCR

Within Limit

Prediction Limit

Intrawell Parametric



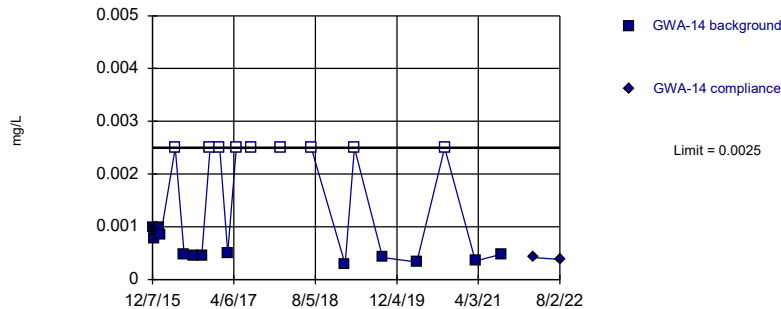
Background Data Summary (based on natural log transformation) (after Kaplan-Meier Adjustment): Mean=-7.415, Std. Dev.=0.3922, n=23, 17.39% NDs. Normality test: Shapiro Wilk @alpha = 0.01, calculated = 0.8974, critical = 0.881. Kappa = 2.421 (c=15, w=9, 1 of 2, event alpha = 0.05132). Report alpha = 0.0003901.

Constituent: Cobalt Analysis Run 10/28/2022 4:07 PM View: PL's Intrawell Appendix I
Plant McIntosh Client: Southern Company Data: McIntosh LF4 CCR

Within Limit

Prediction Limit

Intrawell Non-parametric



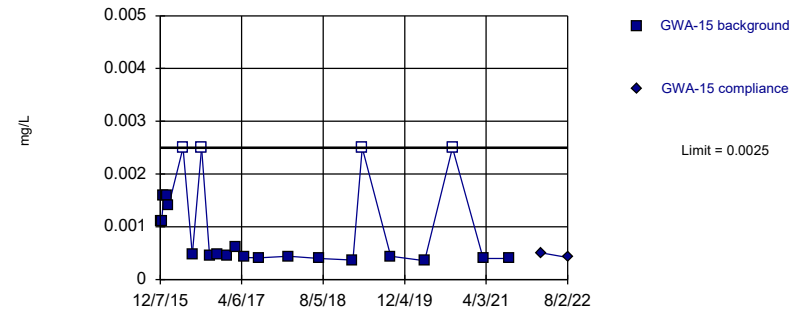
Non-parametric test used in lieu of parametric prediction limit because the Shapiro Wilk normality test showed the data to be non-normal at the 0.01 alpha level. Limit is highest of 23 background values. 39.13% NDs. Well-constituent pair annual alpha = 0.006819. Individual comparison alpha = 0.003415 (1 of 2).

Constituent: Cobalt Analysis Run 10/28/2022 4:07 PM View: PL's Intrawell Appendix I
Plant McIntosh Client: Southern Company Data: McIntosh LF4 CCR

Within Limit

Prediction Limit

Intrawell Non-parametric



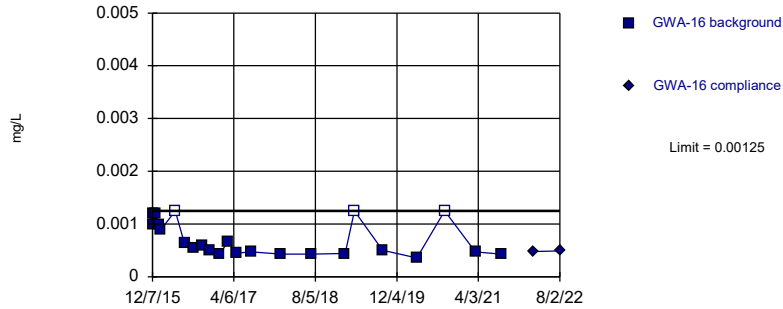
Non-parametric test used in lieu of parametric prediction limit because the Shapiro Wilk normality test showed the data to be non-normal at the 0.01 alpha level. Limit is highest of 23 background values. 17.39% NDs. Well-constituent pair annual alpha = 0.006819. Individual comparison alpha = 0.003415 (1 of 2).

Constituent: Cobalt Analysis Run 10/28/2022 4:07 PM View: PL's Intrawell Appendix I
Plant McIntosh Client: Southern Company Data: McIntosh LF4 CCR

Within Limit

Prediction Limit

Intrawell Non-parametric



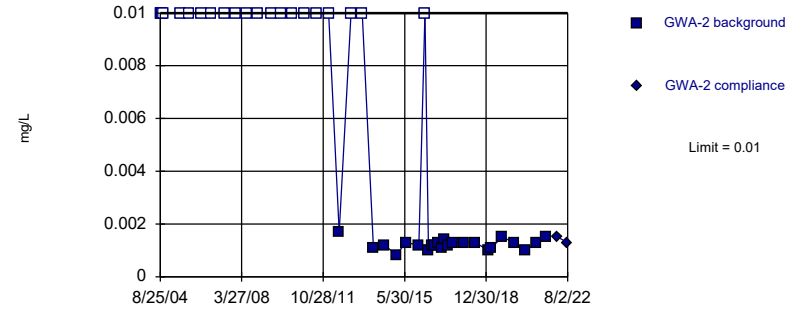
Non-parametric test used in lieu of parametric prediction limit because the Shapiro Wilk normality test showed the data to be non-normal at the 0.01 alpha level. Limit is highest of 23 background values. 13.04% NDs. Well-constituent pair annual alpha = 0.006819. Individual comparison alpha = 0.003415 (1 of 2).

Constituent: Cobalt Analysis Run 10/28/2022 4:07 PM View: PL's Intrawell Appendix I
Plant McIntosh Client: Southern Company Data: McIntosh LF4 CCR

Within Limit

Prediction Limit

Intrawell Non-parametric



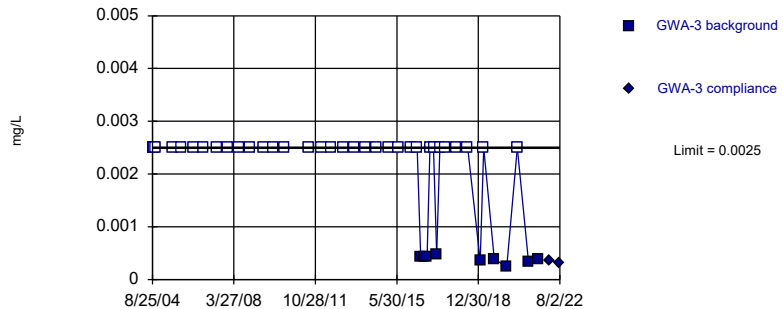
Non-parametric test used in lieu of parametric prediction limit because the Shapiro Wilk normality test showed the data to be non-normal at the 0.01 alpha level. Limit is highest of 44 background values. 47.73% NDs. Well-constituent pair annual alpha = 0.001992. Individual comparison alpha = 0.0009963 (1 of 2).

Constituent: Cobalt Analysis Run 10/28/2022 4:07 PM View: PL's Intrawell Appendix I
Plant McIntosh Client: Southern Company Data: McIntosh LF4 CCR

Within Limit

Prediction Limit

Intrawell Non-parametric



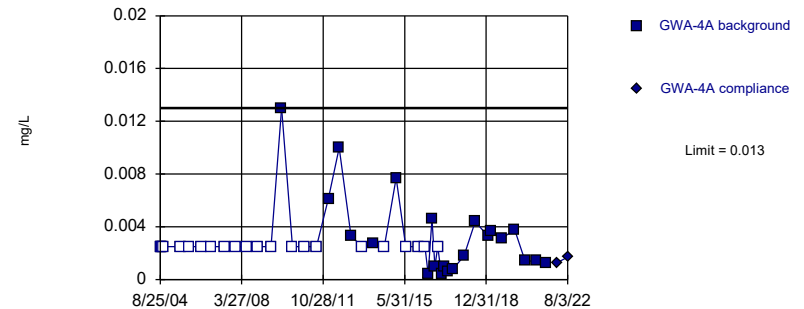
Non-parametric test used in lieu of parametric prediction limit because censored data exceeded 50%. Limit is highest of 43 background values. 79.07% NDs. Well-constituent pair annual alpha = 0.002073. Individual comparison alpha = 0.001037 (1 of 2).

Constituent: Cobalt Analysis Run 10/28/2022 4:07 PM View: PL's Intrawell Appendix I
Plant McIntosh Client: Southern Company Data: McIntosh LF4 CCR

Within Limit

Prediction Limit

Intrawell Non-parametric



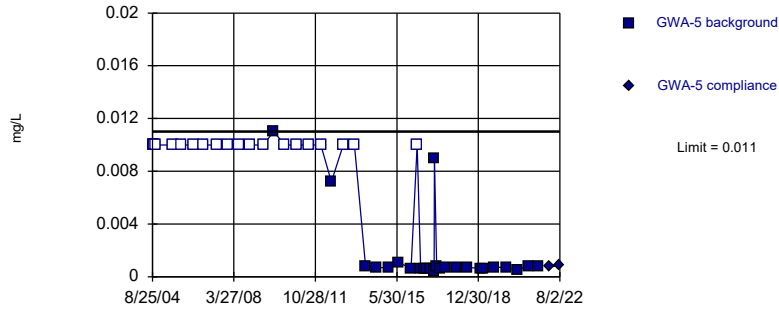
Non-parametric test used in lieu of parametric prediction limit because the Shapiro Wilk normality test showed the data to be non-normal at the 0.01 alpha level. Limit is highest of 44 background values. 50% NDs. Well-constituent pair annual alpha = 0.001992. Individual comparison alpha = 0.0009963 (1 of 2).

Constituent: Cobalt Analysis Run 10/28/2022 4:07 PM View: PL's Intrawell Appendix I
Plant McIntosh Client: Southern Company Data: McIntosh LF4 CCR

Within Limit

Prediction Limit

Intrawell Non-parametric



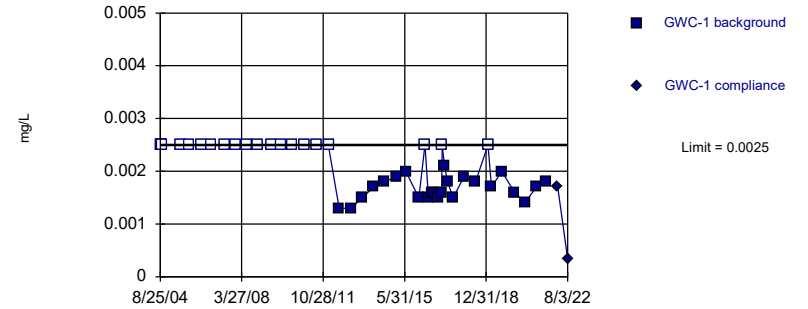
Non-parametric test used in lieu of parametric prediction limit because the Shapiro Wilk normality test showed the data to be non-normal at the 0.01 alpha level. Limit is highest of 46 background values. 43.48% NDs. Well-constituent pair annual alpha = 0.001829. Individual comparison alpha = 0.0009151 (1 of 2).

Constituent: Cobalt Analysis Run 10/28/2022 4:07 PM View: PL's Intrawell Appendix I
Plant McIntosh Client: Southern Company Data: McIntosh LF4 CCR

Within Limit

Prediction Limit

Intrawell Non-parametric



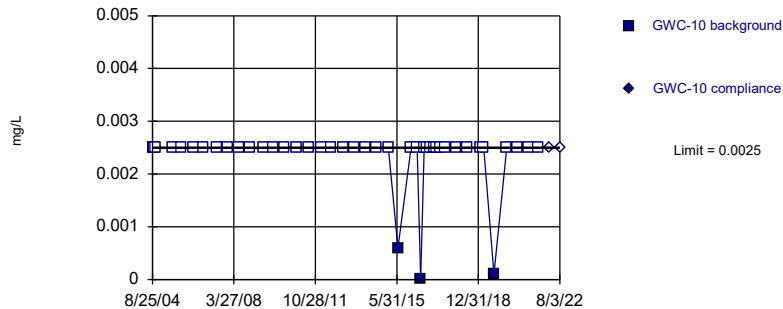
Non-parametric test used in lieu of parametric prediction limit because the Shapiro Wilk normality test showed the data to be non-normal at the 0.01 alpha level. Limit is highest of 44 background values. 45.45% NDs. Well-constituent pair annual alpha = 0.001992. Individual comparison alpha = 0.0009963 (1 of 2).

Constituent: Cobalt Analysis Run 10/28/2022 4:07 PM View: PL's Intrawell Appendix I
Plant McIntosh Client: Southern Company Data: McIntosh LF4 CCR

Within Limit

Prediction Limit

Intrawell Non-parametric



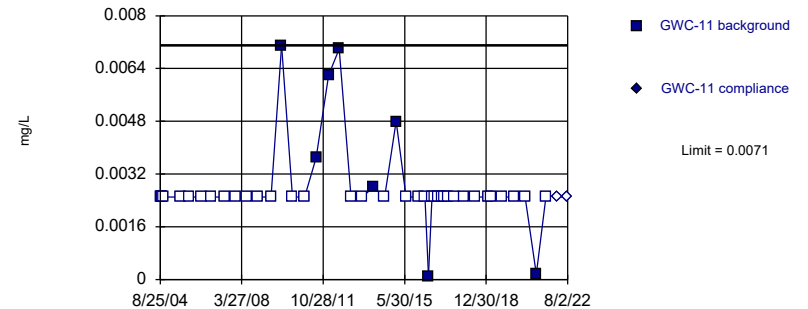
Non-parametric test used in lieu of parametric prediction limit because censored data exceeded 50%. Limit is highest of 44 background values. 93.18% NDs. Well-constituent pair annual alpha = 0.001992. Individual comparison alpha = 0.0009963 (1 of 2).

Constituent: Cobalt Analysis Run 10/28/2022 4:07 PM View: PL's Intrawell Appendix I
Plant McIntosh Client: Southern Company Data: McIntosh LF4 CCR

Within Limit

Prediction Limit

Intrawell Non-parametric



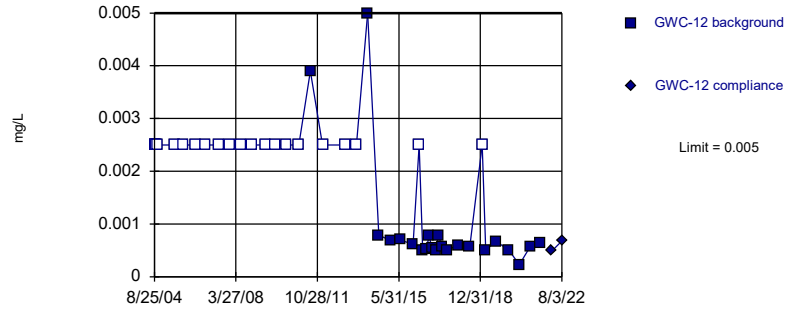
Non-parametric test used in lieu of parametric prediction limit because censored data exceeded 50%. Limit is highest of 44 background values. 81.82% NDs. Well-constituent pair annual alpha = 0.001992. Individual comparison alpha = 0.0009963 (1 of 2).

Constituent: Cobalt Analysis Run 10/28/2022 4:07 PM View: PL's Intrawell Appendix I
Plant McIntosh Client: Southern Company Data: McIntosh LF4 CCR

Within Limit

Prediction Limit

Intrawell Non-parametric



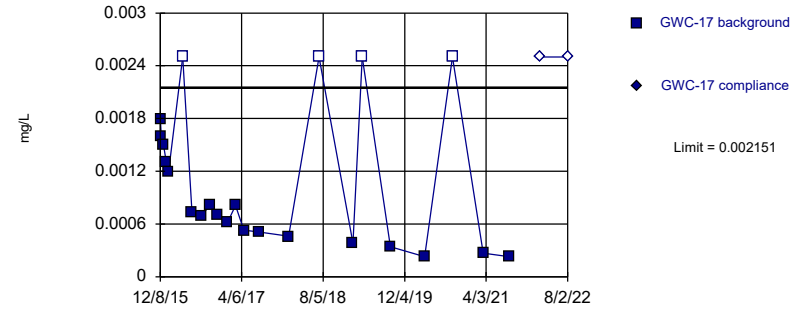
Non-parametric test used in lieu of parametric prediction limit because the Shapiro Wilk normality test showed the data to be non-normal at the 0.01 alpha level. Limit is highest of 43 background values. 48.84% NDs. Well-constituent pair annual alpha = 0.002073. Individual comparison alpha = 0.001037 (1 of 2).

Constituent: Cobalt Analysis Run 10/28/2022 4:07 PM View: PL's Intrawell Appendix I
Plant McIntosh Client: Southern Company Data: McIntosh LF4 CCR

Within Limit

Prediction Limit

Intrawell Parametric



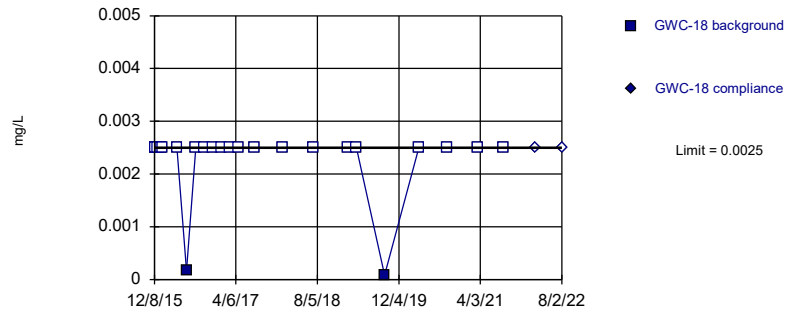
Background Data Summary (based on square root transformation) (after Kaplan-Meier Adjustment): Mean=0.02623, Std. Dev.=0.008328, n=23, 17.39% NDs. Normality test: Shapiro Wilk @alpha = 0.01, calculated = 0.9059, critical = 0.881. Kappa = 2.421 (c=15, w=9, 1 of 2, event alpha = 0.05132). Report alpha = 0.0003901.

Constituent: Cobalt Analysis Run 10/28/2022 4:07 PM View: PL's Intrawell Appendix I
Plant McIntosh Client: Southern Company Data: McIntosh LF4 CCR

Within Limit

Prediction Limit

Intrawell Non-parametric



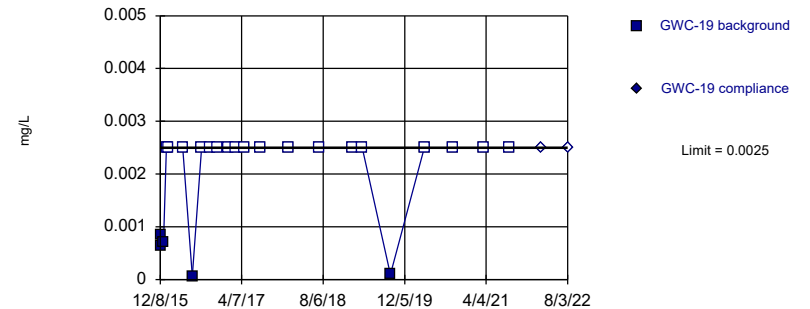
Non-parametric test used in lieu of parametric prediction limit because censored data exceeded 50%. Limit is highest of 23 background values. 91.3% NDs. Well-constituent pair annual alpha = 0.006819. Individual comparison alpha = 0.003415 (1 of 2).

Constituent: Cobalt Analysis Run 10/28/2022 4:07 PM View: PL's Intrawell Appendix I
Plant McIntosh Client: Southern Company Data: McIntosh LF4 CCR

Within Limit

Prediction Limit

Intrawell Non-parametric

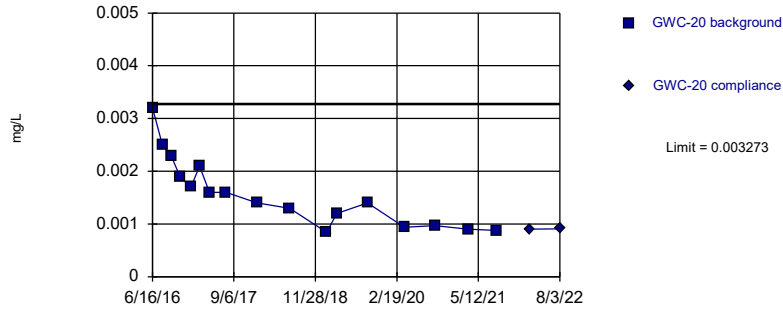


Non-parametric test used in lieu of parametric prediction limit because censored data exceeded 50%. Limit is highest of 23 background values. 78.26% NDs. Well-constituent pair annual alpha = 0.006819. Individual comparison alpha = 0.003415 (1 of 2).

Constituent: Cobalt Analysis Run 10/28/2022 4:07 PM View: PL's Intrawell Appendix I
Plant McIntosh Client: Southern Company Data: McIntosh LF4 CCR

Within Limit

Prediction Limit
Intrawell Parametric

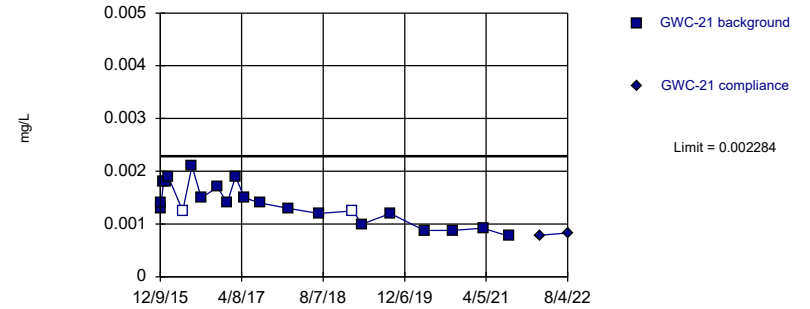


Background Data Summary: Mean=0.001572, Std. Dev.=0.0006589, n=17. Normality test: Shapiro Wilk @alpha = 0.01, calculated = 0.9107, critical = 0.851. Kappa = 2.582 (c=15, w=9, 1 of 2, event alpha = 0.05132). Report alpha = 0.0003901.

Constituent: Cobalt Analysis Run 10/28/2022 4:07 PM View: PL's Intrawell Appendix I
 Plant McIntosh Client: Southern Company Data: McIntosh LF4 CCR

Within Limit

Prediction Limit
Intrawell Parametric

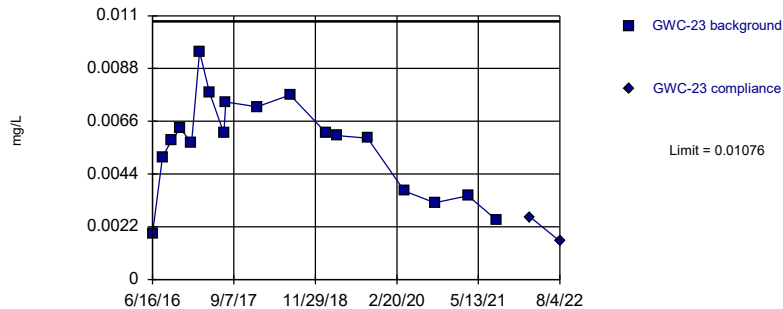


Background Data Summary: Mean=0.00138, Std. Dev.=0.0003706, n=22, 9.091% NDs. Normality test: Shapiro Wilk @alpha = 0.01, calculated = 0.9625, critical = 0.878. Kappa = 2.441 (c=15, w=9, 1 of 2, event alpha = 0.05132). Report alpha = 0.0003901.

Constituent: Cobalt Analysis Run 10/28/2022 4:07 PM View: PL's Intrawell Appendix I
 Plant McIntosh Client: Southern Company Data: McIntosh LF4 CCR

Within Limit

Prediction Limit
Intrawell Parametric

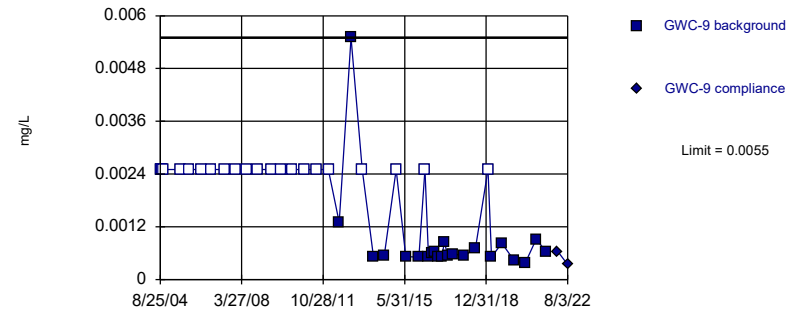


Background Data Summary: Mean=0.005633, Std. Dev.=0.002013, n=18. Normality test: Shapiro Wilk @alpha = 0.01, calculated = 0.9589, critical = 0.858. Kappa = 2.548 (c=15, w=9, 1 of 2, event alpha = 0.05132). Report alpha = 0.0003901.

Constituent: Cobalt Analysis Run 10/28/2022 4:07 PM View: PL's Intrawell Appendix I
 Plant McIntosh Client: Southern Company Data: McIntosh LF4 CCR

Within Limit

Prediction Limit
Intrawell Non-parametric

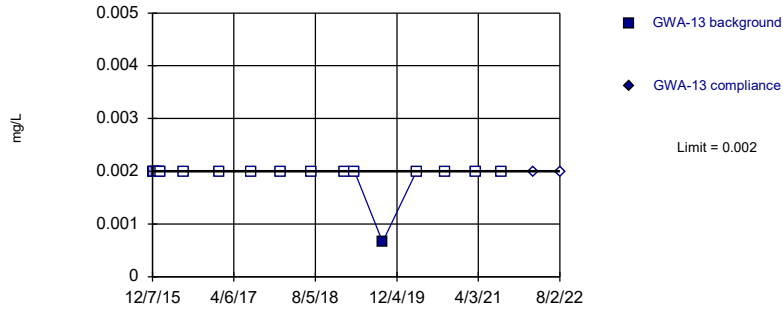


Non-parametric test used in lieu of parametric prediction limit because the Shapiro Wilk normality test showed the data to be non-normal at the 0.01 alpha level. Limit is highest of 44 background values. 50% NDs. Well-constituent pair annual alpha = 0.001992. Individual comparison alpha = 0.0009963 (1 of 2).

Constituent: Cobalt Analysis Run 10/28/2022 4:07 PM View: PL's Intrawell Appendix I
 Plant McIntosh Client: Southern Company Data: McIntosh LF4 CCR

Within Limit

Prediction Limit Intrawell Non-parametric

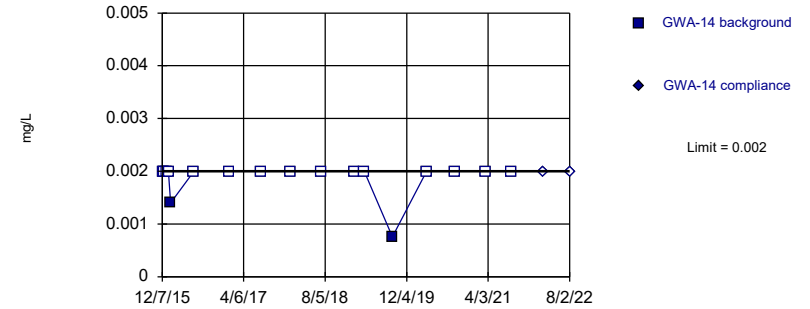


Non-parametric test used in lieu of parametric prediction limit because censored data exceeded 50%. Limit is highest of 17 background values. 94.12% NDs. Well-constituent pair annual alpha = 0.01179. Individual comparison alpha = 0.005914 (1 of 2).

Constituent: Copper Analysis Run 10/28/2022 4:07 PM View: PL's Intrawell Appendix I
Plant McIntosh Client: Southern Company Data: McIntosh LF4 CCR

Within Limit

Prediction Limit Intrawell Non-parametric

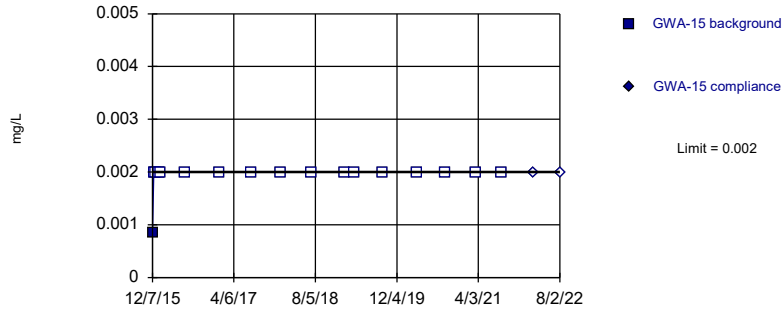


Non-parametric test used in lieu of parametric prediction limit because censored data exceeded 50%. Limit is highest of 17 background values. 88.24% NDs. Well-constituent pair annual alpha = 0.01179. Individual comparison alpha = 0.005914 (1 of 2).

Constituent: Copper Analysis Run 10/28/2022 4:07 PM View: PL's Intrawell Appendix I
Plant McIntosh Client: Southern Company Data: McIntosh LF4 CCR

Within Limit

Prediction Limit Intrawell Non-parametric

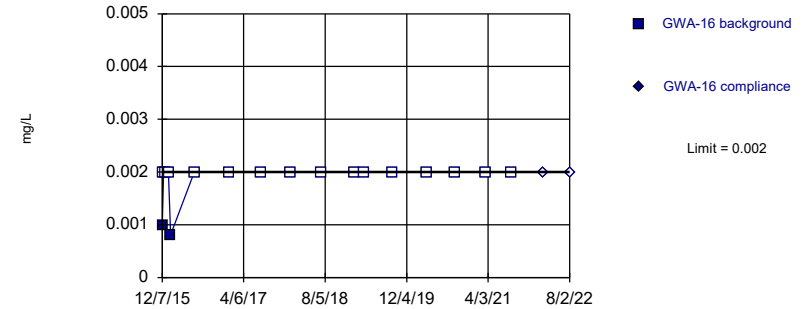


Non-parametric test used in lieu of parametric prediction limit because censored data exceeded 50%. Limit is highest of 17 background values. 94.12% NDs. Well-constituent pair annual alpha = 0.01179. Individual comparison alpha = 0.005914 (1 of 2).

Constituent: Copper Analysis Run 10/28/2022 4:07 PM View: PL's Intrawell Appendix I
Plant McIntosh Client: Southern Company Data: McIntosh LF4 CCR

Within Limit

Prediction Limit Intrawell Non-parametric



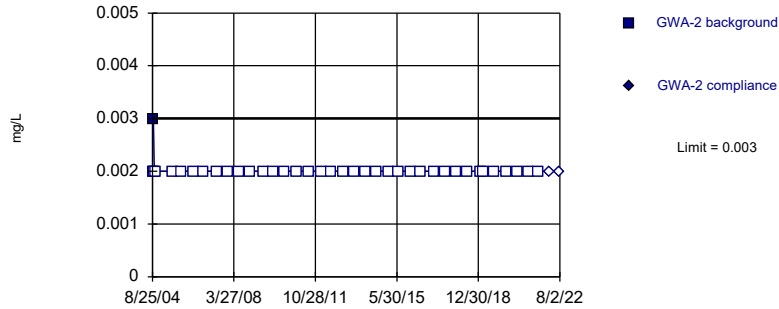
Non-parametric test used in lieu of parametric prediction limit because censored data exceeded 50%. Limit is highest of 17 background values. 88.24% NDs. Well-constituent pair annual alpha = 0.01179. Individual comparison alpha = 0.005914 (1 of 2).

Constituent: Copper Analysis Run 10/28/2022 4:07 PM View: PL's Intrawell Appendix I
Plant McIntosh Client: Southern Company Data: McIntosh LF4 CCR

Within Limit

Prediction Limit

Intrawell Non-parametric



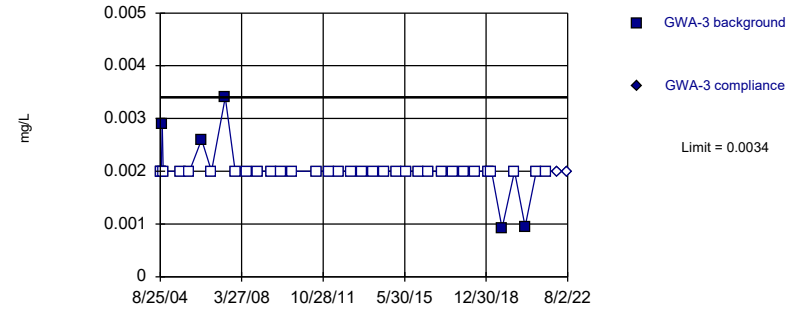
Non-parametric test used in lieu of parametric prediction limit because censored data exceeded 50%. Limit is highest of 38 background values. 97.37% NDs. Well-constituent pair annual alpha = 0.002586. Individual comparison alpha = 0.001294 (1 of 2).

Constituent: Copper Analysis Run 10/28/2022 4:07 PM View: PL's Intrawell Appendix I
Plant McIntosh Client: Southern Company Data: McIntosh LF4 CCR

Within Limit

Prediction Limit

Intrawell Non-parametric



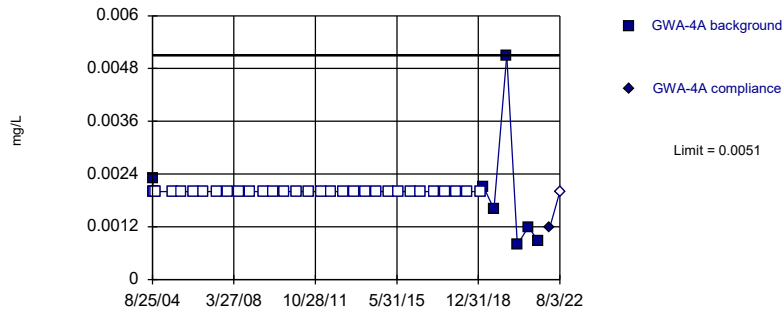
Non-parametric test used in lieu of parametric prediction limit because censored data exceeded 50%. Limit is highest of 37 background values. 86.49% NDs. Well-constituent pair annual alpha = 0.002721. Individual comparison alpha = 0.001361 (1 of 2).

Constituent: Copper Analysis Run 10/28/2022 4:08 PM View: PL's Intrawell Appendix I
Plant McIntosh Client: Southern Company Data: McIntosh LF4 CCR

Within Limit

Prediction Limit

Intrawell Non-parametric



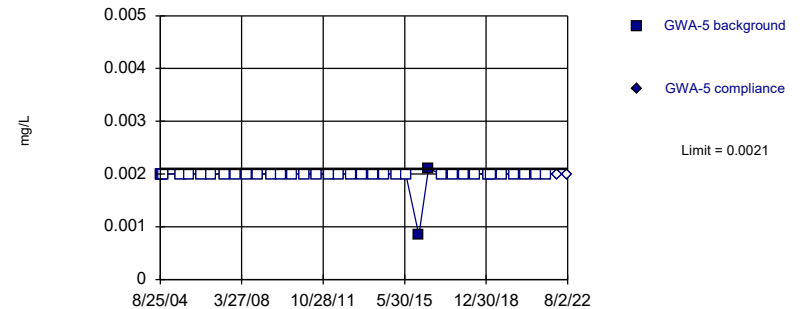
Non-parametric test used in lieu of parametric prediction limit because censored data exceeded 50%. Limit is highest of 38 background values. 81.58% NDs. Well-constituent pair annual alpha = 0.002586. Individual comparison alpha = 0.001294 (1 of 2).

Constituent: Copper Analysis Run 10/28/2022 4:08 PM View: PL's Intrawell Appendix I
Plant McIntosh Client: Southern Company Data: McIntosh LF4 CCR

Within Limit

Prediction Limit

Intrawell Non-parametric



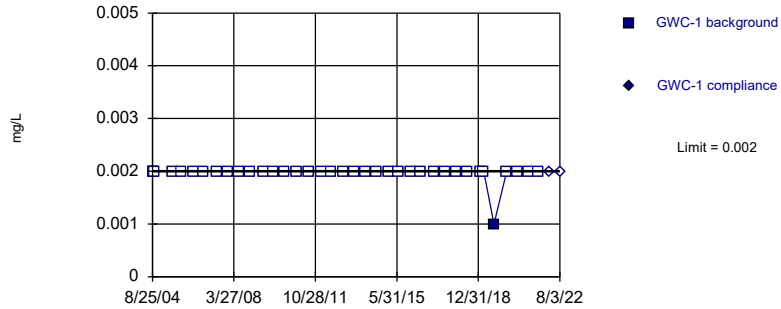
Non-parametric test used in lieu of parametric prediction limit because censored data exceeded 50%. Limit is highest of 38 background values. 94.74% NDs. Well-constituent pair annual alpha = 0.002586. Individual comparison alpha = 0.001294 (1 of 2).

Constituent: Copper Analysis Run 10/28/2022 4:08 PM View: PL's Intrawell Appendix I
Plant McIntosh Client: Southern Company Data: McIntosh LF4 CCR

Within Limit

Prediction Limit

Intrawell Non-parametric



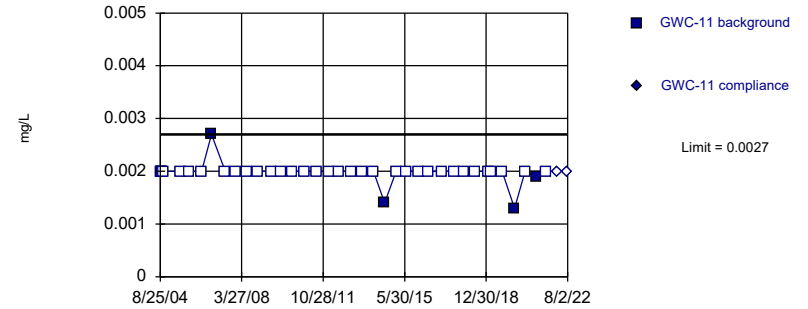
Non-parametric test used in lieu of parametric prediction limit because censored data exceeded 50%. Limit is highest of 37 background values. 97.3% NDs. Well-constituent pair annual alpha = 0.002721. Individual comparison alpha = 0.001361 (1 of 2).

Constituent: Copper Analysis Run 10/28/2022 4:08 PM View: PL's Intrawell Appendix I
Plant McIntosh Client: Southern Company Data: McIntosh LF4 CCR

Within Limit

Prediction Limit

Intrawell Non-parametric



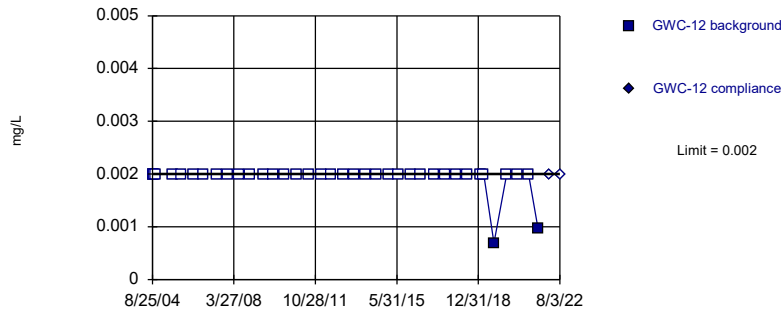
Non-parametric test used in lieu of parametric prediction limit because censored data exceeded 50%. Limit is highest of 38 background values. 89.47% NDs. Well-constituent pair annual alpha = 0.002586. Individual comparison alpha = 0.001294 (1 of 2).

Constituent: Copper Analysis Run 10/28/2022 4:08 PM View: PL's Intrawell Appendix I
Plant McIntosh Client: Southern Company Data: McIntosh LF4 CCR

Within Limit

Prediction Limit

Intrawell Non-parametric



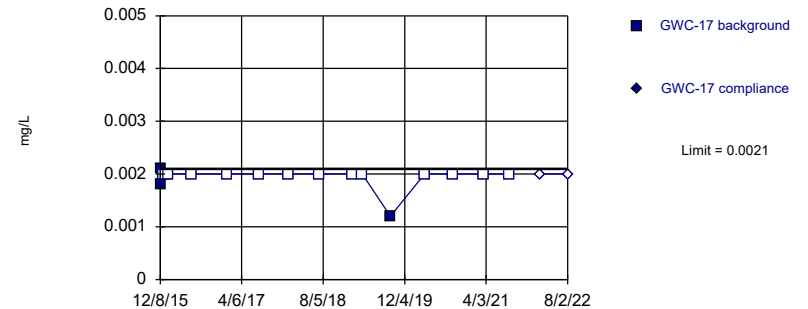
Non-parametric test used in lieu of parametric prediction limit because censored data exceeded 50%. Limit is highest of 38 background values. 94.74% NDs. Well-constituent pair annual alpha = 0.002586. Individual comparison alpha = 0.001294 (1 of 2).

Constituent: Copper Analysis Run 10/28/2022 4:08 PM View: PL's Intrawell Appendix I
Plant McIntosh Client: Southern Company Data: McIntosh LF4 CCR

Within Limit

Prediction Limit

Intrawell Non-parametric



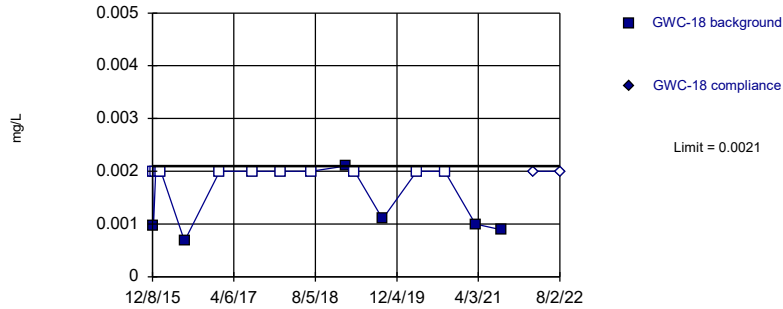
Non-parametric test used in lieu of parametric prediction limit because censored data exceeded 50%. Limit is highest of 17 background values. 82.35% NDs. Well-constituent pair annual alpha = 0.01179. Individual comparison alpha = 0.005914 (1 of 2).

Constituent: Copper Analysis Run 10/28/2022 4:08 PM View: PL's Intrawell Appendix I
Plant McIntosh Client: Southern Company Data: McIntosh LF4 CCR

Within Limit

Prediction Limit

Intrawell Non-parametric



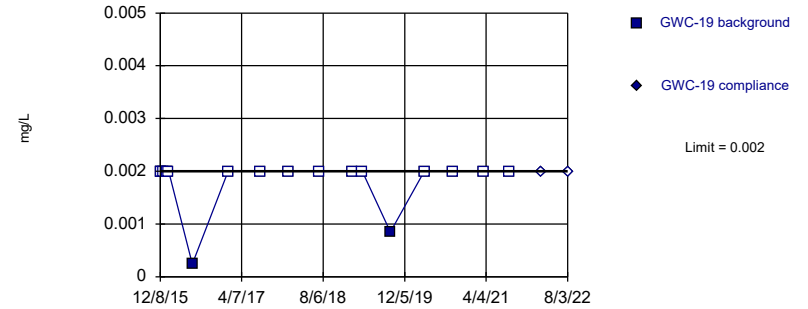
Non-parametric test used in lieu of parametric prediction limit because censored data exceeded 50%. Limit is highest of 17 background values. 64.71% NDs. Well-constituent pair annual alpha = 0.01179. Individual comparison alpha = 0.005914 (1 of 2).

Constituent: Copper Analysis Run 10/28/2022 4:08 PM View: PL's Intrawell Appendix I
Plant McIntosh Client: Southern Company Data: McIntosh LF4 CCR

Within Limit

Prediction Limit

Intrawell Non-parametric



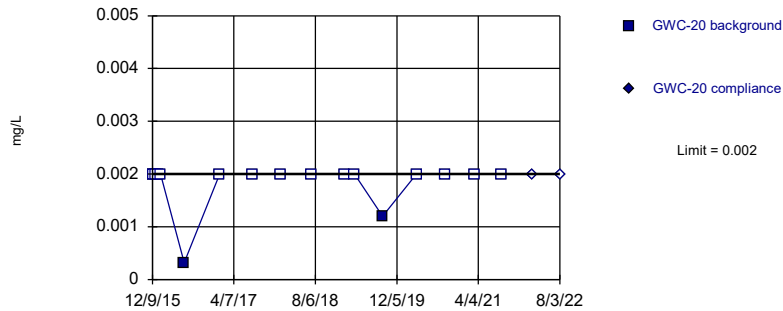
Non-parametric test used in lieu of parametric prediction limit because censored data exceeded 50%. Limit is highest of 17 background values. 88.24% NDs. Well-constituent pair annual alpha = 0.01179. Individual comparison alpha = 0.005914 (1 of 2).

Constituent: Copper Analysis Run 10/28/2022 4:08 PM View: PL's Intrawell Appendix I
Plant McIntosh Client: Southern Company Data: McIntosh LF4 CCR

Within Limit

Prediction Limit

Intrawell Non-parametric



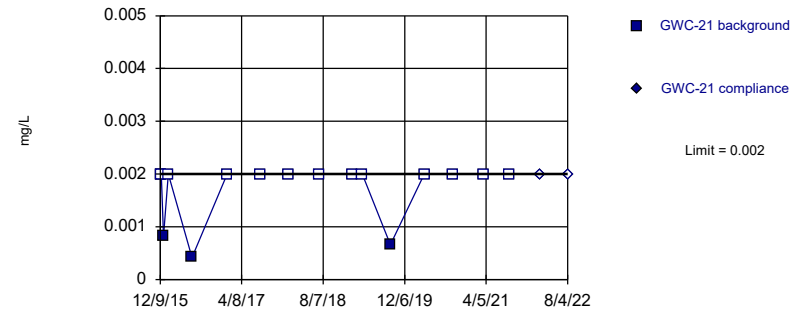
Non-parametric test used in lieu of parametric prediction limit because censored data exceeded 50%. Limit is highest of 17 background values. 88.24% NDs. Well-constituent pair annual alpha = 0.01179. Individual comparison alpha = 0.005914 (1 of 2).

Constituent: Copper Analysis Run 10/28/2022 4:08 PM View: PL's Intrawell Appendix I
Plant McIntosh Client: Southern Company Data: McIntosh LF4 CCR

Within Limit

Prediction Limit

Intrawell Non-parametric



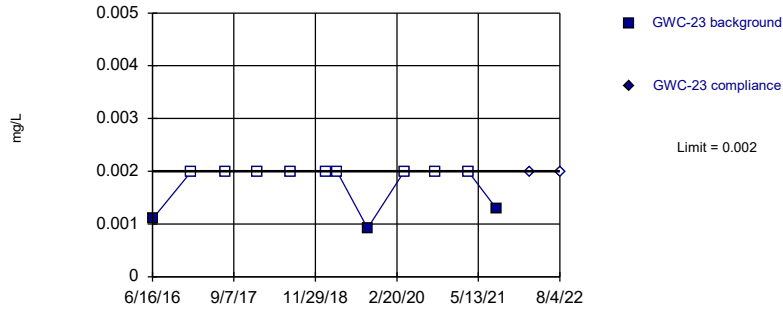
Non-parametric test used in lieu of parametric prediction limit because censored data exceeded 50%. Limit is highest of 16 background values. 81.25% NDs. Well-constituent pair annual alpha = 0.01287. Individual comparison alpha = 0.006456 (1 of 2).

Constituent: Copper Analysis Run 10/28/2022 4:08 PM View: PL's Intrawell Appendix I
Plant McIntosh Client: Southern Company Data: McIntosh LF4 CCR

Within Limit

Prediction Limit

Intrawell Non-parametric



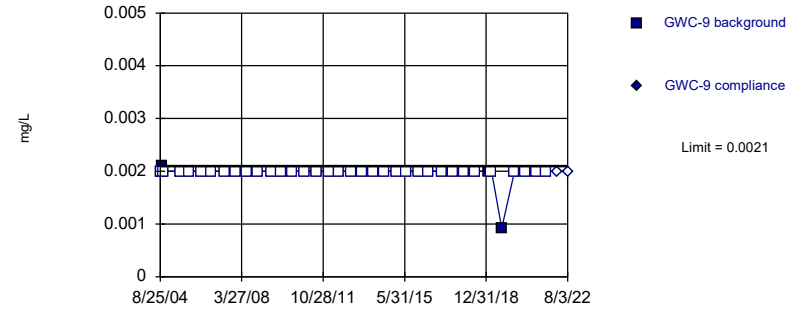
Non-parametric test used in lieu of parametric prediction limit because censored data exceeded 50%. Limit is highest of 12 background values. 75% NDs. Well-constituent pair annual alpha = 0.02143. Individual comparison alpha = 0.01077 (1 of 2).

Constituent: Copper Analysis Run 10/28/2022 4:08 PM View: PL's Intrawell Appendix I
Plant McIntosh Client: Southern Company Data: McIntosh LF4 CCR

Within Limit

Prediction Limit

Intrawell Non-parametric



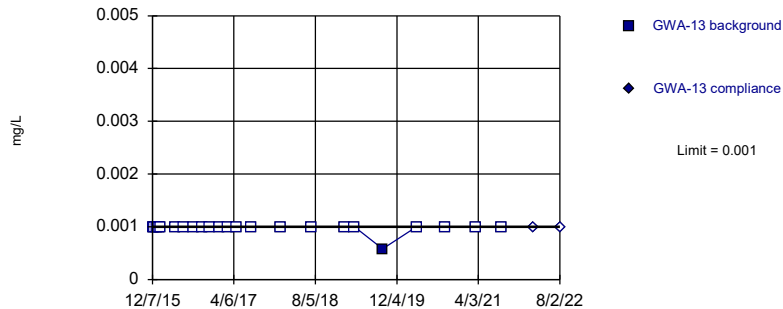
Non-parametric test used in lieu of parametric prediction limit because censored data exceeded 50%. Limit is highest of 38 background values. 92.11% NDs. Well-constituent pair annual alpha = 0.002586. Individual comparison alpha = 0.001294 (1 of 2).

Constituent: Copper Analysis Run 10/28/2022 4:08 PM View: PL's Intrawell Appendix I
Plant McIntosh Client: Southern Company Data: McIntosh LF4 CCR

Within Limit

Prediction Limit

Intrawell Non-parametric



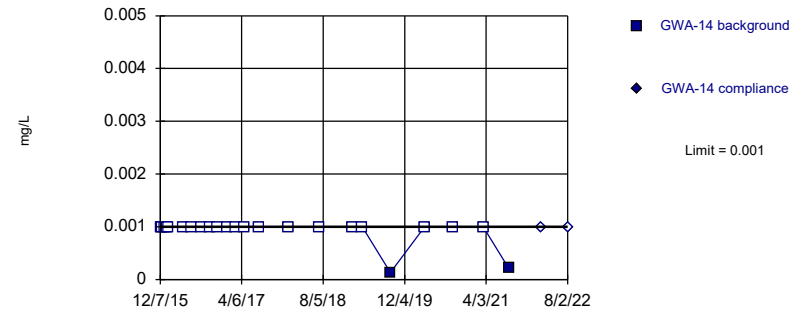
Non-parametric test used in lieu of parametric prediction limit because censored data exceeded 50%. Limit is highest of 23 background values. 95.65% NDs. Well-constituent pair annual alpha = 0.006819. Individual comparison alpha = 0.003415 (1 of 2).

Constituent: Lead Analysis Run 10/28/2022 4:08 PM View: PL's Intrawell Appendix I
Plant McIntosh Client: Southern Company Data: McIntosh LF4 CCR

Within Limit

Prediction Limit

Intrawell Non-parametric



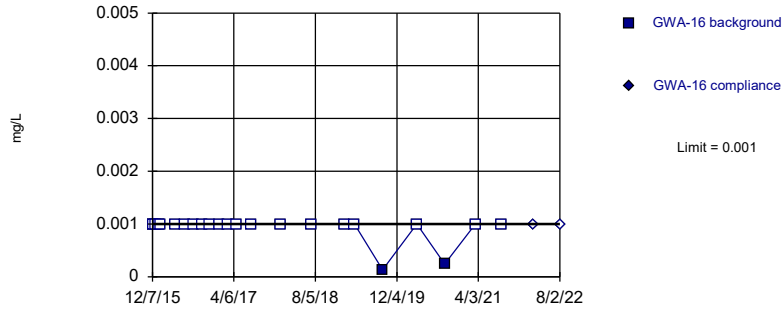
Non-parametric test used in lieu of parametric prediction limit because censored data exceeded 50%. Limit is highest of 23 background values. 91.3% NDs. Well-constituent pair annual alpha = 0.006819. Individual comparison alpha = 0.003415 (1 of 2).

Constituent: Lead Analysis Run 10/28/2022 4:08 PM View: PL's Intrawell Appendix I
Plant McIntosh Client: Southern Company Data: McIntosh LF4 CCR

Within Limit

Prediction Limit

Intrawell Non-parametric



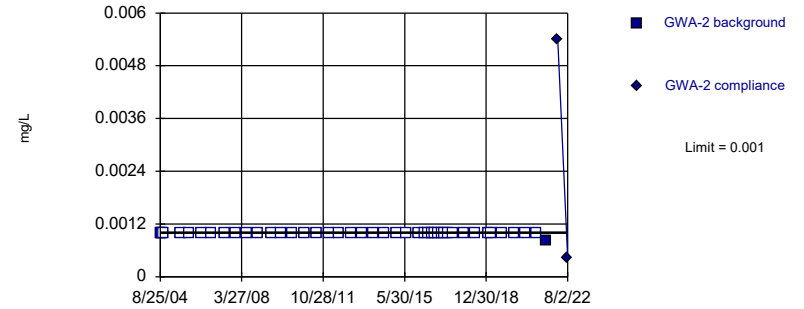
Non-parametric test used in lieu of parametric prediction limit because censored data exceeded 50%. Limit is highest of 23 background values. 91.3% NDs. Well-constituent pair annual alpha = 0.006819. Individual comparison alpha = 0.003415 (1 of 2).

Constituent: Lead Analysis Run 10/28/2022 4:08 PM View: PL's Intrawell Appendix I
Plant McIntosh Client: Southern Company Data: McIntosh LF4 CCR

Within Limit

Prediction Limit

Intrawell Non-parametric



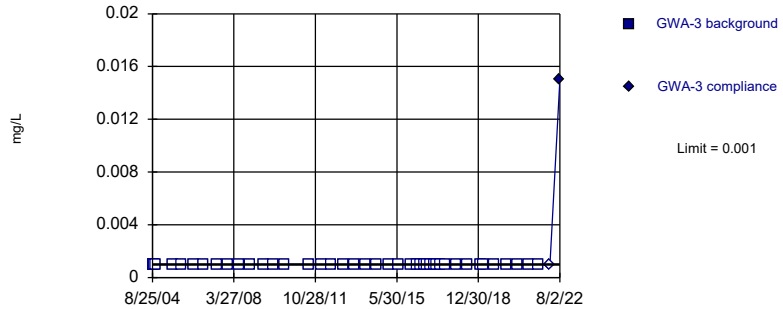
Non-parametric test used in lieu of parametric prediction limit because censored data exceeded 50%. Limit is highest of 44 background values. 97.73% NDs. Well-constituent pair annual alpha = 0.001992. Individual comparison alpha = 0.0009963 (1 of 2).

Constituent: Lead Analysis Run 10/28/2022 4:08 PM View: PL's Intrawell Appendix I
Plant McIntosh Client: Southern Company Data: McIntosh LF4 CCR

Exceeds Limit

Prediction Limit

Intrawell Non-parametric



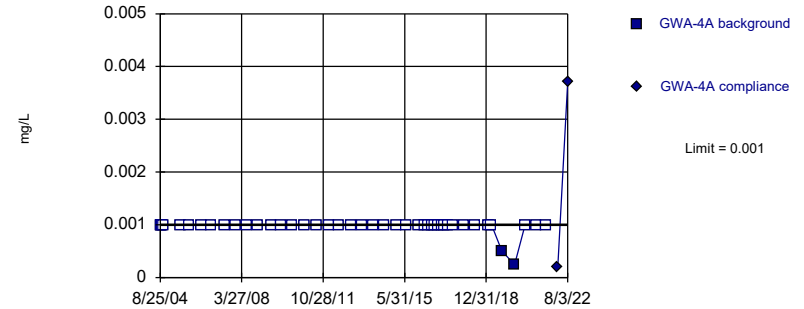
Non-parametric test used in lieu of parametric prediction limit because censored data exceeded 50%. All background values (n = 43) were censored; limit is most recent reporting limit. Well-constituent pair annual alpha = 0.002073. Individual comparison alpha = 0.001037 (1 of 2).

Constituent: Lead Analysis Run 10/28/2022 4:08 PM View: PL's Intrawell Appendix I
Plant McIntosh Client: Southern Company Data: McIntosh LF4 CCR

Exceeds Limit

Prediction Limit

Intrawell Non-parametric



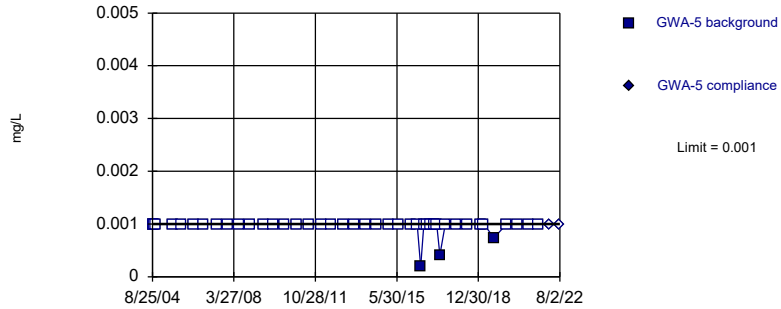
Non-parametric test used in lieu of parametric prediction limit because censored data exceeded 50%. Limit is highest of 44 background values. 95.45% NDs. Well-constituent pair annual alpha = 0.001992. Individual comparison alpha = 0.0009963 (1 of 2).

Constituent: Lead Analysis Run 10/28/2022 4:08 PM View: PL's Intrawell Appendix I
Plant McIntosh Client: Southern Company Data: McIntosh LF4 CCR

Within Limit

Prediction Limit

Intrawell Non-parametric



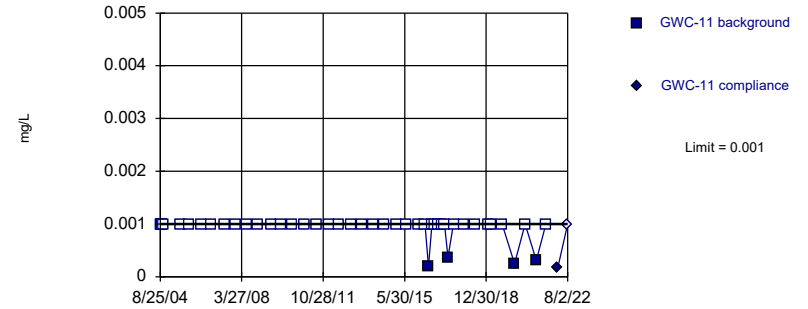
Non-parametric test used in lieu of parametric prediction limit because censored data exceeded 50%. Limit is highest of 46 background values. 91.3% NDs. Well-constituent pair annual alpha = 0.001829. Individual comparison alpha = 0.0009151 (1 of 2).

Constituent: Lead Analysis Run 10/28/2022 4:08 PM View: PL's Intrawell Appendix I
Plant McIntosh Client: Southern Company Data: McIntosh LF4 CCR

Within Limit

Prediction Limit

Intrawell Non-parametric



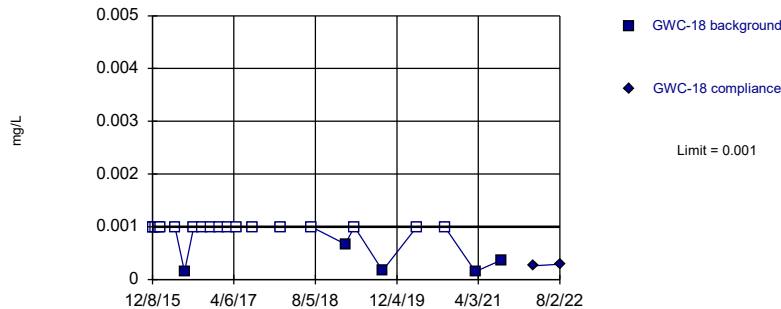
Non-parametric test used in lieu of parametric prediction limit because censored data exceeded 50%. Limit is highest of 44 background values. 90.91% NDs. Well-constituent pair annual alpha = 0.001992. Individual comparison alpha = 0.0009963 (1 of 2).

Constituent: Lead Analysis Run 10/28/2022 4:08 PM View: PL's Intrawell Appendix I
Plant McIntosh Client: Southern Company Data: McIntosh LF4 CCR

Within Limit

Prediction Limit

Intrawell Non-parametric



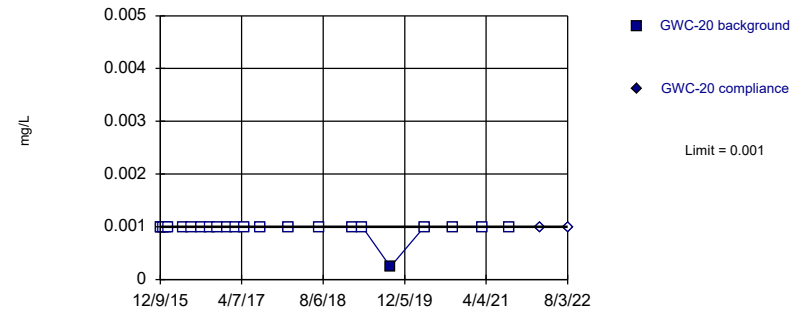
Non-parametric test used in lieu of parametric prediction limit because censored data exceeded 50%. Limit is highest of 23 background values. 78.26% NDs. Well-constituent pair annual alpha = 0.006819. Individual comparison alpha = 0.003415 (1 of 2).

Constituent: Lead Analysis Run 10/28/2022 4:08 PM View: PL's Intrawell Appendix I
Plant McIntosh Client: Southern Company Data: McIntosh LF4 CCR

Within Limit

Prediction Limit

Intrawell Non-parametric



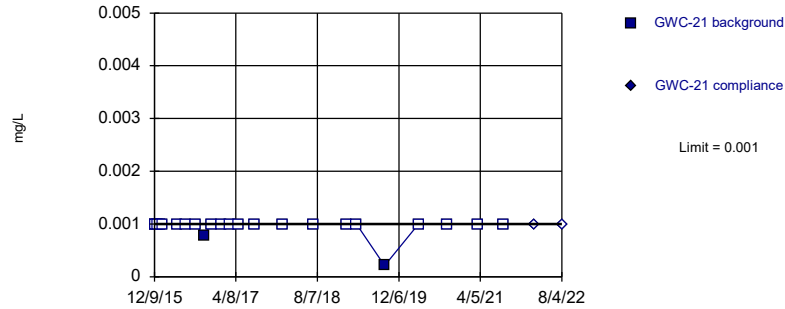
Non-parametric test used in lieu of parametric prediction limit because censored data exceeded 50%. Limit is highest of 23 background values. 95.65% NDs. Well-constituent pair annual alpha = 0.006819. Individual comparison alpha = 0.003415 (1 of 2).

Constituent: Lead Analysis Run 10/28/2022 4:08 PM View: PL's Intrawell Appendix I
Plant McIntosh Client: Southern Company Data: McIntosh LF4 CCR

Within Limit

Prediction Limit

Intrawell Non-parametric



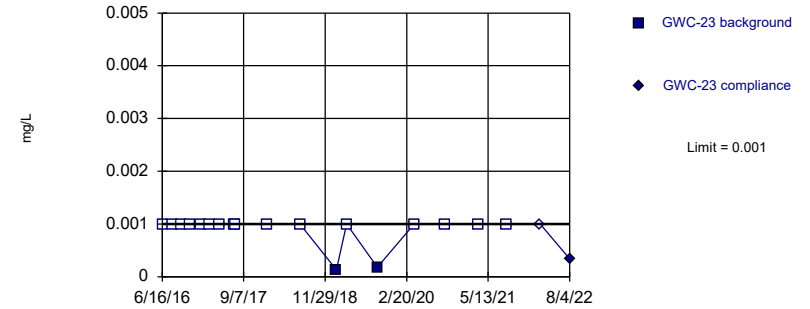
Non-parametric test used in lieu of parametric prediction limit because censored data exceeded 50%. Limit is highest of 23 background values. 91.3% NDs. Well-constituent pair annual alpha = 0.006819. Individual comparison alpha = 0.003415 (1 of 2).

Constituent: Lead Analysis Run 10/28/2022 4:08 PM View: PL's Intrawell Appendix I
Plant McIntosh Client: Southern Company Data: McIntosh LF4 CCR

Within Limit

Prediction Limit

Intrawell Non-parametric



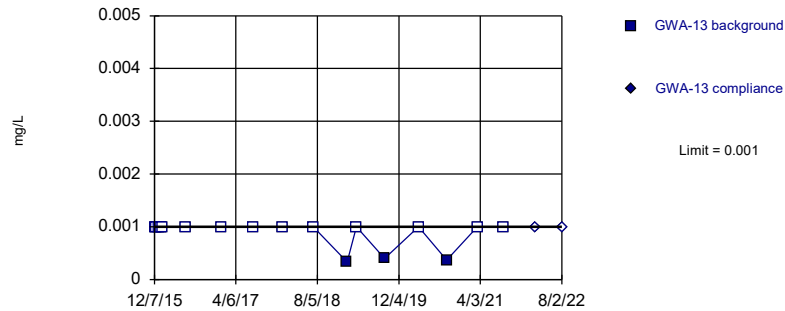
Non-parametric test used in lieu of parametric prediction limit because censored data exceeded 50%. Limit is highest of 18 background values. 88.89% NDs. Well-constituent pair annual alpha = 0.01072. Individual comparison alpha = 0.005373 (1 of 2).

Constituent: Lead Analysis Run 10/28/2022 4:08 PM View: PL's Intrawell Appendix I
Plant McIntosh Client: Southern Company Data: McIntosh LF4 CCR

Within Limit

Prediction Limit

Intrawell Non-parametric



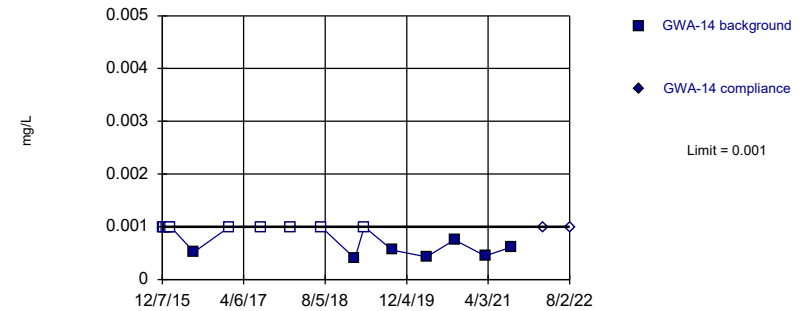
Non-parametric test used in lieu of parametric prediction limit because censored data exceeded 50%. Limit is highest of 17 background values. 82.35% NDs. Well-constituent pair annual alpha = 0.01179. Individual comparison alpha = 0.005914 (1 of 2).

Constituent: Nickel Analysis Run 10/28/2022 4:08 PM View: PL's Intrawell Appendix I
Plant McIntosh Client: Southern Company Data: McIntosh LF4 CCR

Within Limit

Prediction Limit

Intrawell Non-parametric



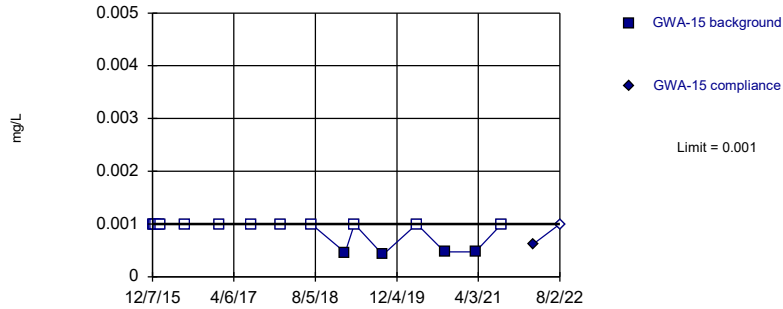
Non-parametric test used in lieu of parametric prediction limit because censored data exceeded 50%. Limit is highest of 17 background values. 58.82% NDs. Well-constituent pair annual alpha = 0.01179. Individual comparison alpha = 0.005914 (1 of 2).

Constituent: Nickel Analysis Run 10/28/2022 4:08 PM View: PL's Intrawell Appendix I
Plant McIntosh Client: Southern Company Data: McIntosh LF4 CCR

Within Limit

Prediction Limit

Intrawell Non-parametric



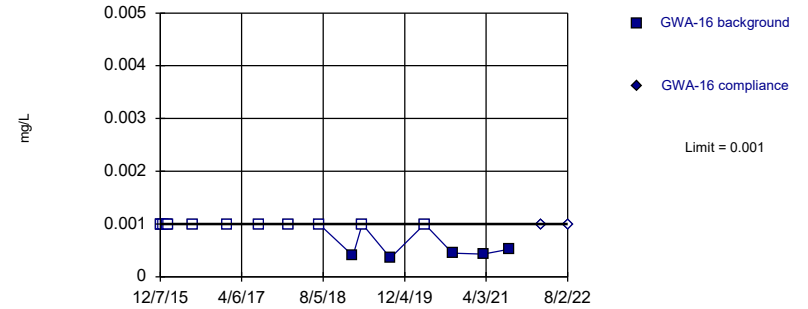
Non-parametric test used in lieu of parametric prediction limit because censored data exceeded 50%. Limit is highest of 17 background values. 76.47% NDs. Well-constituent pair annual alpha = 0.01179. Individual comparison alpha = 0.005914 (1 of 2).

Constituent: Nickel Analysis Run 10/28/2022 4:08 PM View: PL's Intrawell Appendix I
Plant McIntosh Client: Southern Company Data: McIntosh LF4 CCR

Within Limit

Prediction Limit

Intrawell Non-parametric



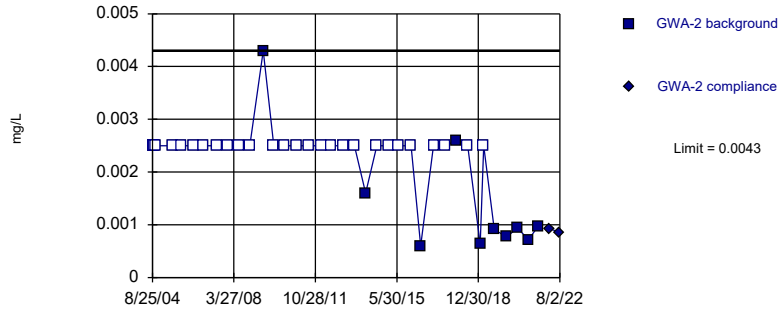
Non-parametric test used in lieu of parametric prediction limit because censored data exceeded 50%. Limit is highest of 17 background values. 70.59% NDs. Well-constituent pair annual alpha = 0.01179. Individual comparison alpha = 0.005914 (1 of 2).

Constituent: Nickel Analysis Run 10/28/2022 4:08 PM View: PL's Intrawell Appendix I
Plant McIntosh Client: Southern Company Data: McIntosh LF4 CCR

Within Limit

Prediction Limit

Intrawell Non-parametric



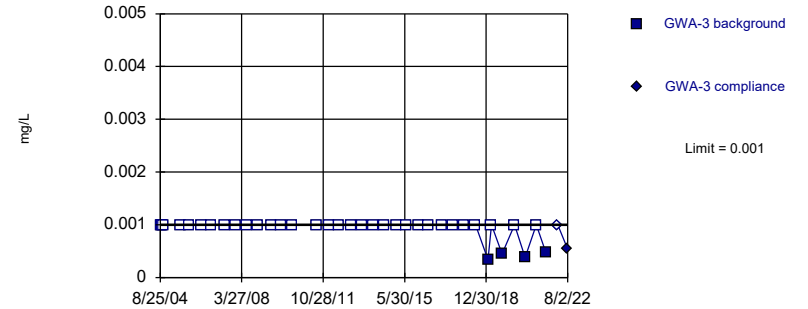
Non-parametric test used in lieu of parametric prediction limit because censored data exceeded 50%. Limit is highest of 38 background values. 73.68% NDs. Well-constituent pair annual alpha = 0.002586. Individual comparison alpha = 0.001294 (1 of 2).

Constituent: Nickel Analysis Run 10/28/2022 4:08 PM View: PL's Intrawell Appendix I
Plant McIntosh Client: Southern Company Data: McIntosh LF4 CCR

Within Limit

Prediction Limit

Intrawell Non-parametric

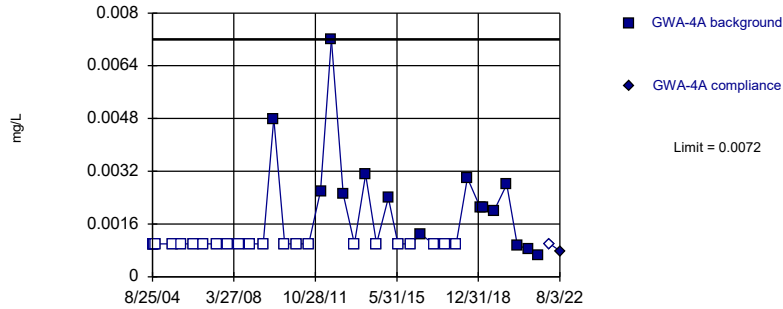


Non-parametric test used in lieu of parametric prediction limit because censored data exceeded 50%. Limit is highest of 36 background values. 88.89% NDs. Well-constituent pair annual alpha = 0.002856. Individual comparison alpha = 0.001429 (1 of 2).

Constituent: Nickel Analysis Run 10/28/2022 4:08 PM View: PL's Intrawell Appendix I
Plant McIntosh Client: Southern Company Data: McIntosh LF4 CCR

Within Limit

Prediction Limit
Intrawell Non-parametric

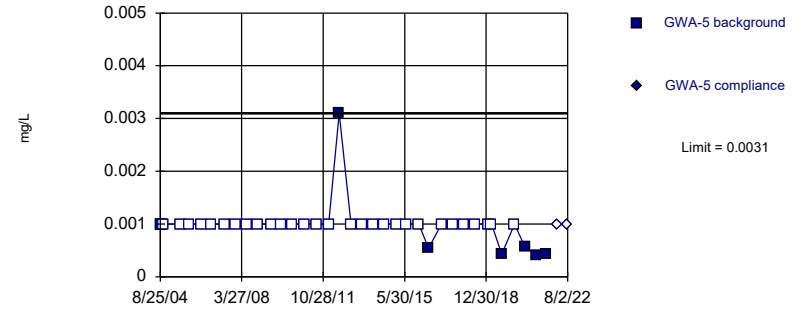


Non-parametric test used in lieu of parametric prediction limit because censored data exceeded 50%. Limit is highest of 38 background values. 60.53% NDs. Well-constituent pair annual alpha = 0.002586. Individual comparison alpha = 0.001294 (1 of 2).

Constituent: Nickel Analysis Run 10/28/2022 4:08 PM View: PL's Intrawell Appendix I
Plant McIntosh Client: Southern Company Data: McIntosh LF4 CCR

Within Limit

Prediction Limit
Intrawell Non-parametric

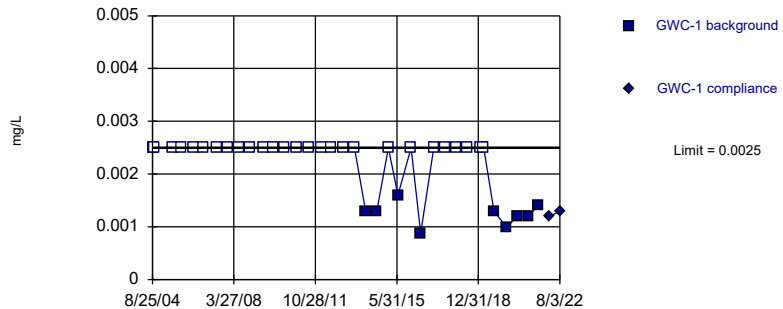


Non-parametric test used in lieu of parametric prediction limit because censored data exceeded 50%. Limit is highest of 38 background values. 84.21% NDs. Well-constituent pair annual alpha = 0.002586. Individual comparison alpha = 0.001294 (1 of 2).

Constituent: Nickel Analysis Run 10/28/2022 4:08 PM View: PL's Intrawell Appendix I
Plant McIntosh Client: Southern Company Data: McIntosh LF4 CCR

Within Limit

Prediction Limit
Intrawell Non-parametric

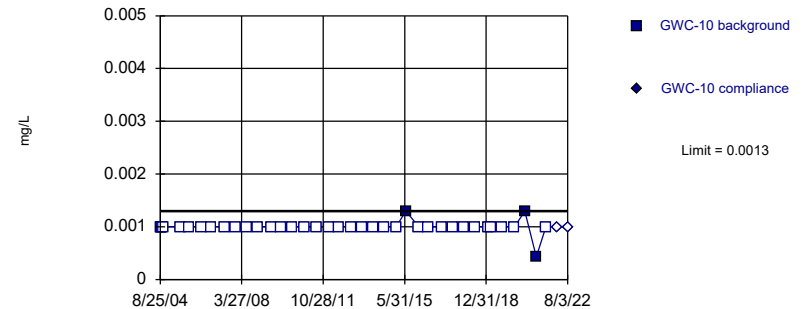


Non-parametric test used in lieu of parametric prediction limit because censored data exceeded 50%. Limit is highest of 37 background values. 75.68% NDs. Well-constituent pair annual alpha = 0.002721. Individual comparison alpha = 0.001361 (1 of 2).

Constituent: Nickel Analysis Run 10/28/2022 4:08 PM View: PL's Intrawell Appendix I
Plant McIntosh Client: Southern Company Data: McIntosh LF4 CCR

Within Limit

Prediction Limit
Intrawell Non-parametric

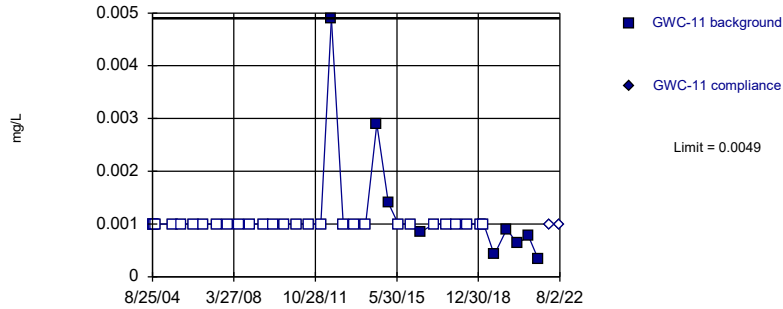


Non-parametric test used in lieu of parametric prediction limit because censored data exceeded 50%. Limit is highest of 38 background values. 92.11% NDs. Well-constituent pair annual alpha = 0.002586. Individual comparison alpha = 0.001294 (1 of 2).

Constituent: Nickel Analysis Run 10/28/2022 4:08 PM View: PL's Intrawell Appendix I
Plant McIntosh Client: Southern Company Data: McIntosh LF4 CCR

Within Limit

Prediction Limit
Intrawell Non-parametric

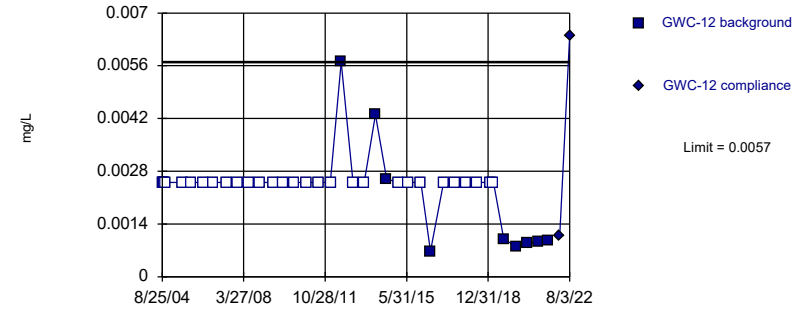


Non-parametric test used in lieu of parametric prediction limit because censored data exceeded 50%. Limit is highest of 38 background values. 76.32% NDs. Well-constituent pair annual alpha = 0.002586. Individual comparison alpha = 0.001294 (1 of 2).

Constituent: Nickel Analysis Run 10/28/2022 4:08 PM View: PL's Intrawell Appendix I
Plant McIntosh Client: Southern Company Data: McIntosh LF4 CCR

Exceeds Limit

Prediction Limit
Intrawell Non-parametric

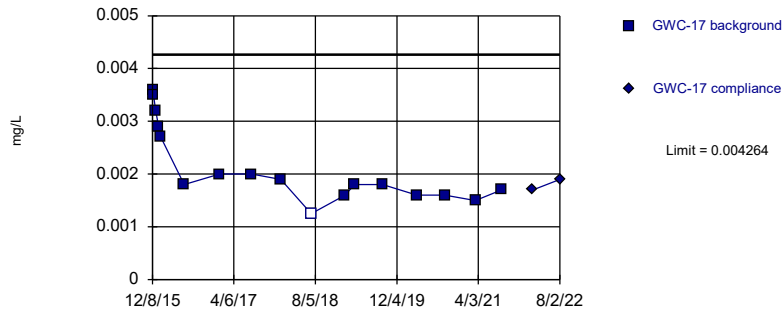


Non-parametric test used in lieu of parametric prediction limit because censored data exceeded 50%. Limit is highest of 38 background values. 76.32% NDs. Well-constituent pair annual alpha = 0.002586. Individual comparison alpha = 0.001294 (1 of 2).

Constituent: Nickel Analysis Run 10/28/2022 4:08 PM View: PL's Intrawell Appendix I
Plant McIntosh Client: Southern Company Data: McIntosh LF4 CCR

Within Limit

Prediction Limit
Intrawell Parametric

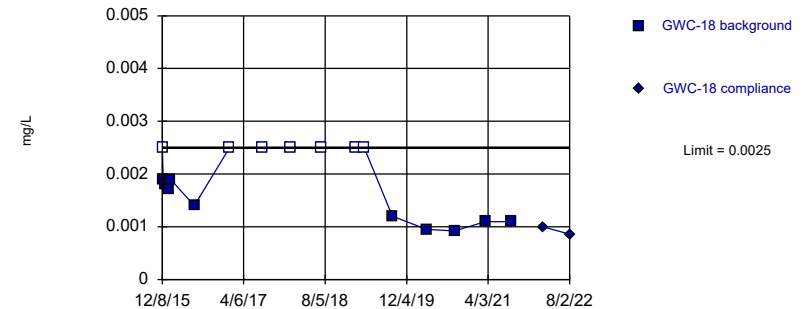


Background Data Summary (based on square root transformation): Mean=0.04572, Std. Dev.=0.007587, n=17, 5.882% NDs. Normality test: Shapiro Wilk @alpha = 0.01, calculated = 0.8702, critical = 0.851. Kappa = 2.582 (c=15, w=9, 1 of 2, event alpha = 0.05132). Report alpha = 0.0003901.

Constituent: Nickel Analysis Run 10/28/2022 4:08 PM View: PL's Intrawell Appendix I
Plant McIntosh Client: Southern Company Data: McIntosh LF4 CCR

Within Limit

Prediction Limit
Intrawell Non-parametric

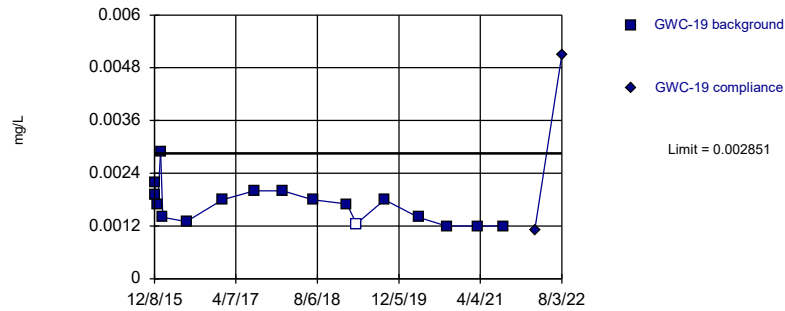


Non-parametric test used in lieu of parametric prediction limit because the Shapiro Wilk normality test showed the data to be non-normal at the 0.01 alpha level. Limit is highest of 17 background values. 41.18% NDs. Well-constituent pair annual alpha = 0.01179. Individual comparison alpha = 0.005914 (1 of 2).

Constituent: Nickel Analysis Run 10/28/2022 4:08 PM View: PL's Intrawell Appendix I
Plant McIntosh Client: Southern Company Data: McIntosh LF4 CCR

Exceeds Limit

Prediction Limit
Intrawell Parametric

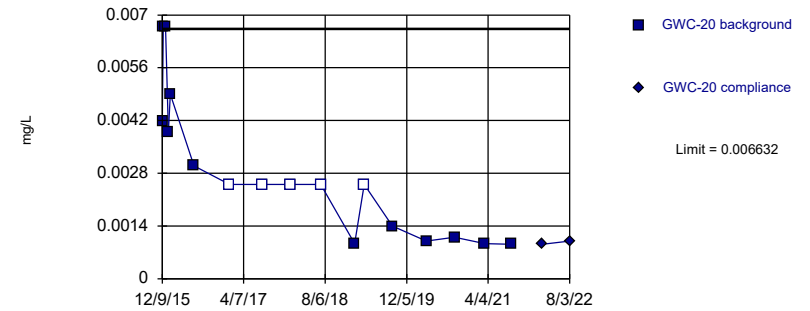


Background Data Summary: Mean=0.001691, Std. Dev.=0.0004494, n=17, 5.882% NDs. Normality test: Shapiro Wilk @alpha = 0.01, calculated = 0.8866, critical = 0.851. Kappa = 2.582 (c=15, w=9, 1 of 2, event alpha = 0.05132). Report alpha = 0.0003901.

Constituent: Nickel Analysis Run 10/28/2022 4:08 PM View: PL's Intrawell Appendix I
Plant McIntosh Client: Southern Company Data: McIntosh LF4 CCR

Within Limit

Prediction Limit
Intrawell Parametric

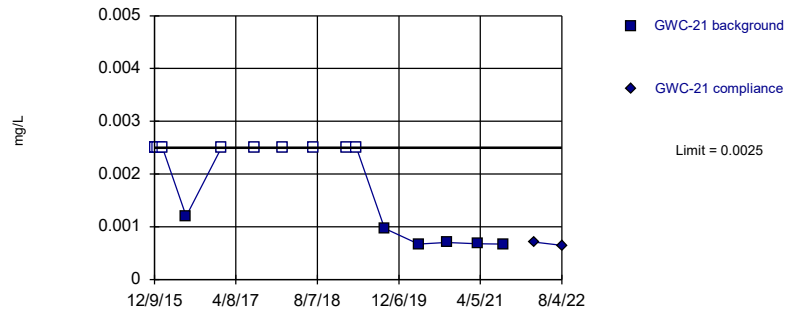


Background Data Summary (after Kaplan-Meier Adjustment): Mean=0.002119, Std. Dev.=0.001748, n=17, 29.41% NDs. Normality test: Shapiro Wilk @alpha = 0.01, calculated = 0.8605, critical = 0.851. Kappa = 2.582 (c=15, w=9, 1 of 2, event alpha = 0.05132). Report alpha = 0.0003901.

Constituent: Nickel Analysis Run 10/28/2022 4:08 PM View: PL's Intrawell Appendix I
Plant McIntosh Client: Southern Company Data: McIntosh LF4 CCR

Within Limit

Prediction Limit
Intrawell Non-parametric

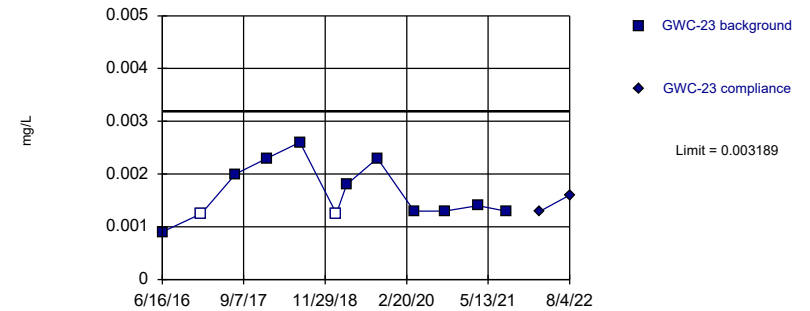


Non-parametric test used in lieu of parametric prediction limit because censored data exceeded 50%. Limit is highest of 17 background values. 64.71% NDs. Well-constituent pair annual alpha = 0.01179. Individual comparison alpha = 0.005914 (1 of 2).

Constituent: Nickel Analysis Run 10/28/2022 4:09 PM View: PL's Intrawell Appendix I
Plant McIntosh Client: Southern Company Data: McIntosh LF4 CCR

Within Limit

Prediction Limit
Intrawell Parametric



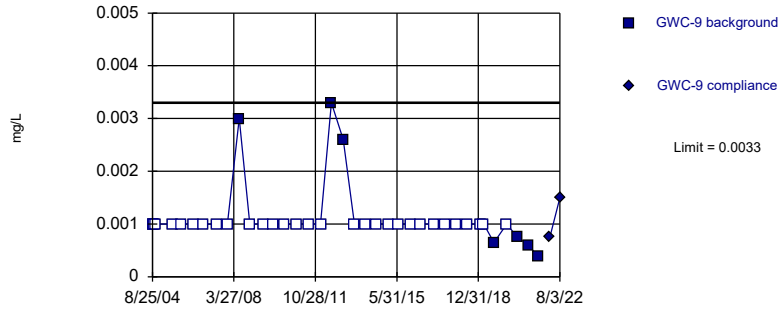
Background Data Summary (after Kaplan-Meier Adjustment): Mean=0.001522, Std. Dev.=0.0005802, n=12, 16.67% NDs. Normality test: Shapiro Wilk @alpha = 0.01, calculated = 0.8876, critical = 0.805. Kappa = 2.874 (c=15, w=9, 1 of 2, event alpha = 0.05132). Report alpha = 0.0003901.

Constituent: Nickel Analysis Run 10/28/2022 4:09 PM View: PL's Intrawell Appendix I
Plant McIntosh Client: Southern Company Data: McIntosh LF4 CCR

Within Limit

Prediction Limit

Intrawell Non-parametric



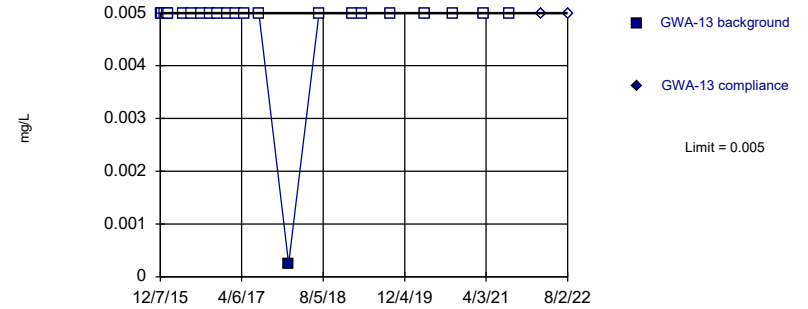
Non-parametric test used in lieu of parametric prediction limit because censored data exceeded 50%. Limit is highest of 38 background values. 81.58% NDs. Well-constituent pair annual alpha = 0.002586. Individual comparison alpha = 0.001294 (1 of 2).

Constituent: Nickel Analysis Run 10/28/2022 4:09 PM View: PL's Intrawell Appendix I
Plant McIntosh Client: Southern Company Data: McIntosh LF4 CCR

Within Limit

Prediction Limit

Intrawell Non-parametric



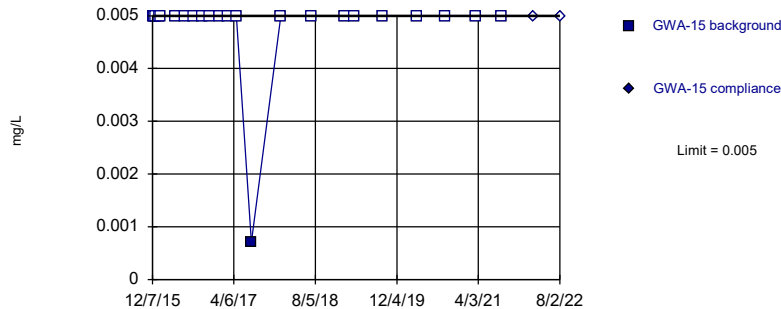
Non-parametric test used in lieu of parametric prediction limit because censored data exceeded 50%. Limit is highest of 23 background values. 95.65% NDs. Well-constituent pair annual alpha = 0.006819. Individual comparison alpha = 0.003415 (1 of 2).

Constituent: Selenium Analysis Run 10/28/2022 4:09 PM View: PL's Intrawell Appendix I
Plant McIntosh Client: Southern Company Data: McIntosh LF4 CCR

Within Limit

Prediction Limit

Intrawell Non-parametric



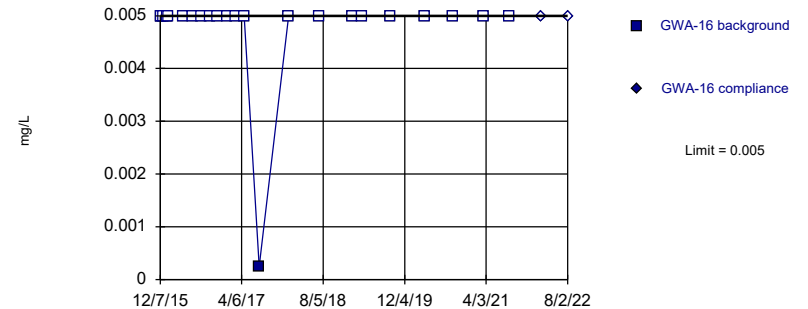
Non-parametric test used in lieu of parametric prediction limit because censored data exceeded 50%. Limit is highest of 23 background values. 95.65% NDs. Well-constituent pair annual alpha = 0.006819. Individual comparison alpha = 0.003415 (1 of 2).

Constituent: Selenium Analysis Run 10/28/2022 4:09 PM View: PL's Intrawell Appendix I
Plant McIntosh Client: Southern Company Data: McIntosh LF4 CCR

Within Limit

Prediction Limit

Intrawell Non-parametric

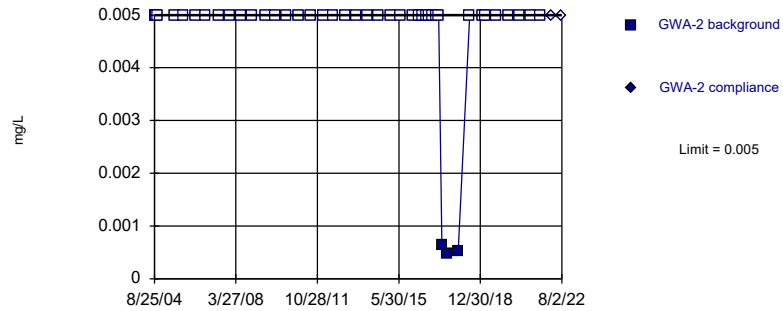


Non-parametric test used in lieu of parametric prediction limit because censored data exceeded 50%. Limit is highest of 23 background values. 95.65% NDs. Well-constituent pair annual alpha = 0.006819. Individual comparison alpha = 0.003415 (1 of 2).

Constituent: Selenium Analysis Run 10/28/2022 4:09 PM View: PL's Intrawell Appendix I
Plant McIntosh Client: Southern Company Data: McIntosh LF4 CCR

Within Limit

Prediction Limit Intrawell Non-parametric

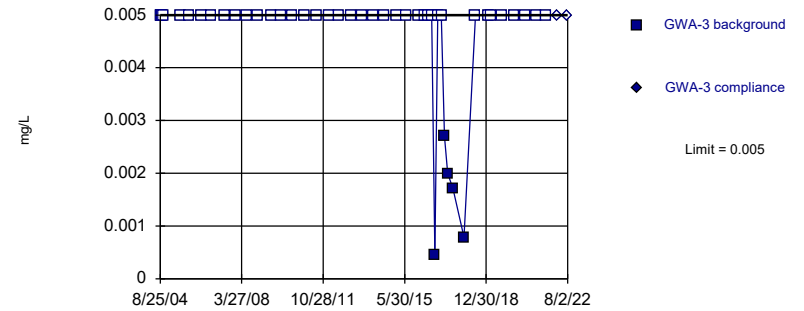


Non-parametric test used in lieu of parametric prediction limit because censored data exceeded 50%. Limit is highest of 44 background values. 93.18% NDs. Well-constituent pair annual alpha = 0.001992. Individual comparison alpha = 0.0009963 (1 of 2).

Constituent: Selenium Analysis Run 10/28/2022 4:09 PM View: PL's Intrawell Appendix I
Plant McIntosh Client: Southern Company Data: McIntosh LF4 CCR

Within Limit

Prediction Limit Intrawell Non-parametric

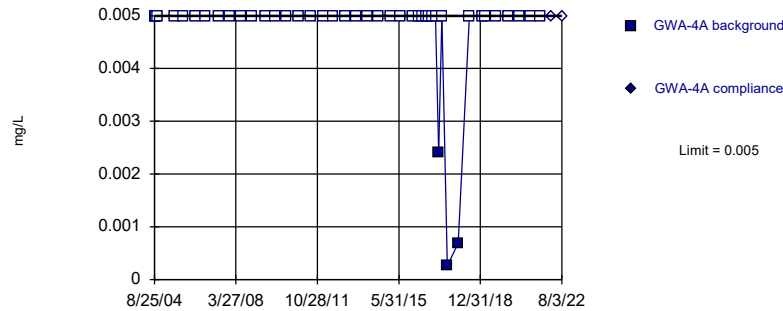


Non-parametric test used in lieu of parametric prediction limit because censored data exceeded 50%. Limit is highest of 44 background values. 88.64% NDs. Well-constituent pair annual alpha = 0.001992. Individual comparison alpha = 0.0009963 (1 of 2).

Constituent: Selenium Analysis Run 10/28/2022 4:09 PM View: PL's Intrawell Appendix I
Plant McIntosh Client: Southern Company Data: McIntosh LF4 CCR

Within Limit

Prediction Limit Intrawell Non-parametric

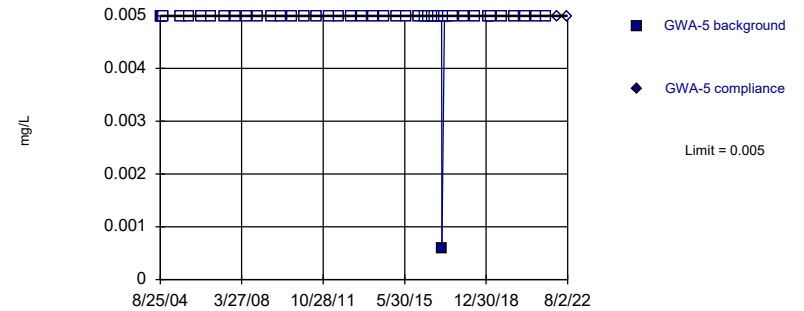


Non-parametric test used in lieu of parametric prediction limit because censored data exceeded 50%. Limit is highest of 44 background values. 93.18% NDs. Well-constituent pair annual alpha = 0.001992. Individual comparison alpha = 0.0009963 (1 of 2).

Constituent: Selenium Analysis Run 10/28/2022 4:09 PM View: PL's Intrawell Appendix I
Plant McIntosh Client: Southern Company Data: McIntosh LF4 CCR

Within Limit

Prediction Limit Intrawell Non-parametric

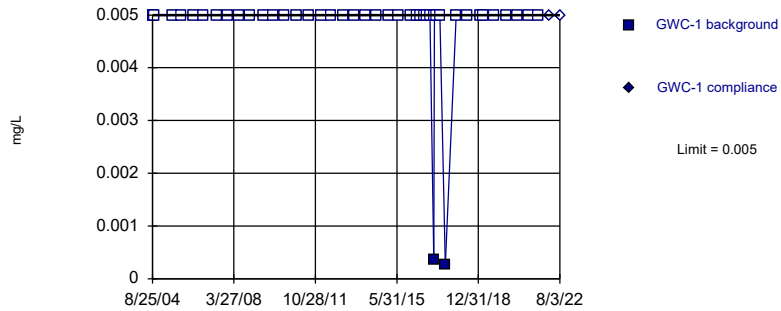


Non-parametric test used in lieu of parametric prediction limit because censored data exceeded 50%. Limit is highest of 45 background values. 97.78% NDs. Well-constituent pair annual alpha = 0.001911. Individual comparison alpha = 0.0009557 (1 of 2).

Constituent: Selenium Analysis Run 10/28/2022 4:09 PM View: PL's Intrawell Appendix I
Plant McIntosh Client: Southern Company Data: McIntosh LF4 CCR

Within Limit

Prediction Limit
Intrawell Non-parametric

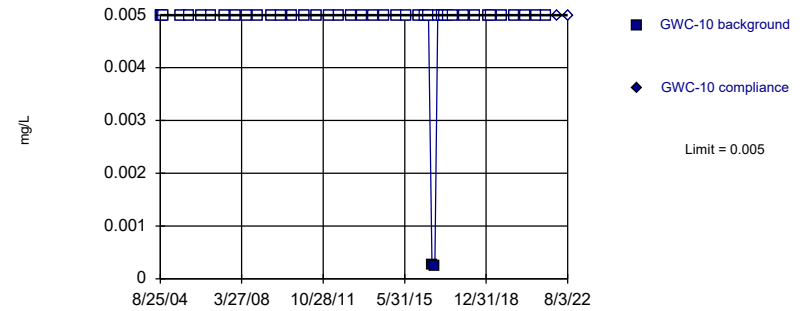


Non-parametric test used in lieu of parametric prediction limit because censored data exceeded 50%. Limit is highest of 44 background values. 95.45% NDs. Well-constituent pair annual alpha = 0.001992. Individual comparison alpha = 0.0009963 (1 of 2).

Constituent: Selenium Analysis Run 10/28/2022 4:09 PM View: PL's Intrawell Appendix I
Plant McIntosh Client: Southern Company Data: McIntosh LF4 CCR

Within Limit

Prediction Limit
Intrawell Non-parametric

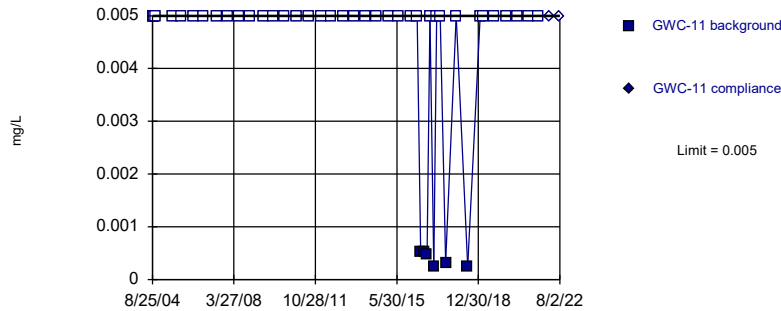


Non-parametric test used in lieu of parametric prediction limit because censored data exceeded 50%. Limit is highest of 44 background values. 95.45% NDs. Well-constituent pair annual alpha = 0.001992. Individual comparison alpha = 0.0009963 (1 of 2).

Constituent: Selenium Analysis Run 10/28/2022 4:09 PM View: PL's Intrawell Appendix I
Plant McIntosh Client: Southern Company Data: McIntosh LF4 CCR

Within Limit

Prediction Limit
Intrawell Non-parametric

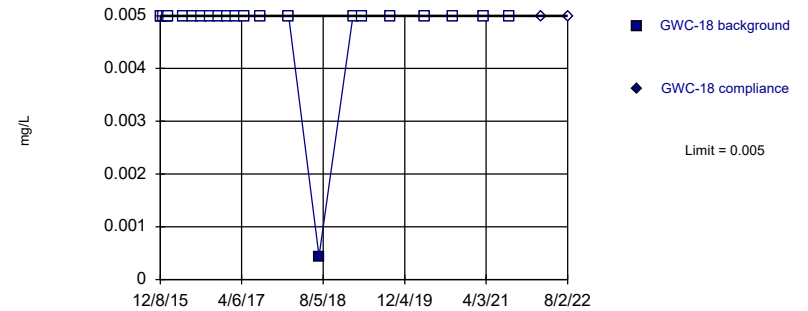


Non-parametric test used in lieu of parametric prediction limit because censored data exceeded 50%. Limit is highest of 44 background values. 86.36% NDs. Well-constituent pair annual alpha = 0.001992. Individual comparison alpha = 0.0009963 (1 of 2).

Constituent: Selenium Analysis Run 10/28/2022 4:09 PM View: PL's Intrawell Appendix I
Plant McIntosh Client: Southern Company Data: McIntosh LF4 CCR

Within Limit

Prediction Limit
Intrawell Non-parametric



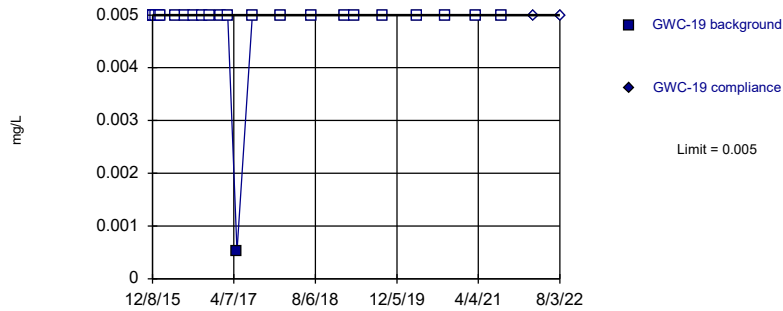
Non-parametric test used in lieu of parametric prediction limit because censored data exceeded 50%. Limit is highest of 23 background values. 95.65% NDs. Well-constituent pair annual alpha = 0.006819. Individual comparison alpha = 0.003415 (1 of 2).

Constituent: Selenium Analysis Run 10/28/2022 4:09 PM View: PL's Intrawell Appendix I
Plant McIntosh Client: Southern Company Data: McIntosh LF4 CCR

Within Limit

Prediction Limit

Intrawell Non-parametric



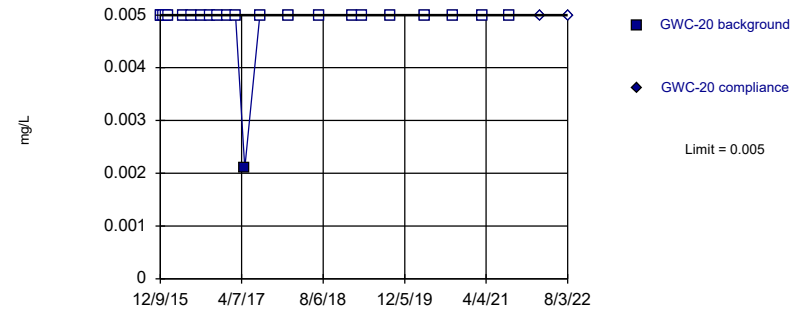
Non-parametric test used in lieu of parametric prediction limit because censored data exceeded 50%. Limit is highest of 23 background values. 95.65% NDs. Well-constituent pair annual alpha = 0.006819. Individual comparison alpha = 0.003415 (1 of 2).

Constituent: Selenium Analysis Run 10/28/2022 4:09 PM View: PL's Intrawell Appendix I
Plant McIntosh Client: Southern Company Data: McIntosh LF4 CCR

Within Limit

Prediction Limit

Intrawell Non-parametric



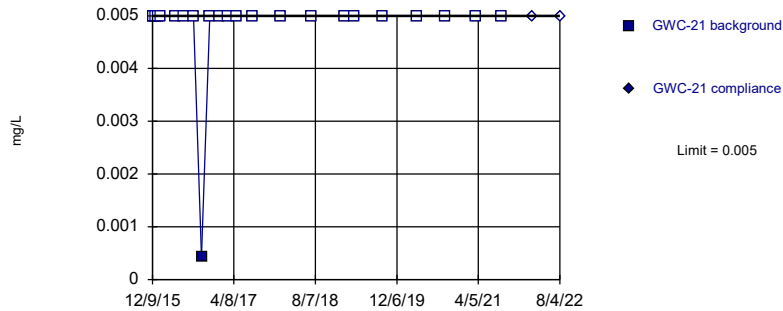
Non-parametric test used in lieu of parametric prediction limit because censored data exceeded 50%. Limit is highest of 23 background values. 95.65% NDs. Well-constituent pair annual alpha = 0.006819. Individual comparison alpha = 0.003415 (1 of 2).

Constituent: Selenium Analysis Run 10/28/2022 4:09 PM View: PL's Intrawell Appendix I
Plant McIntosh Client: Southern Company Data: McIntosh LF4 CCR

Within Limit

Prediction Limit

Intrawell Non-parametric



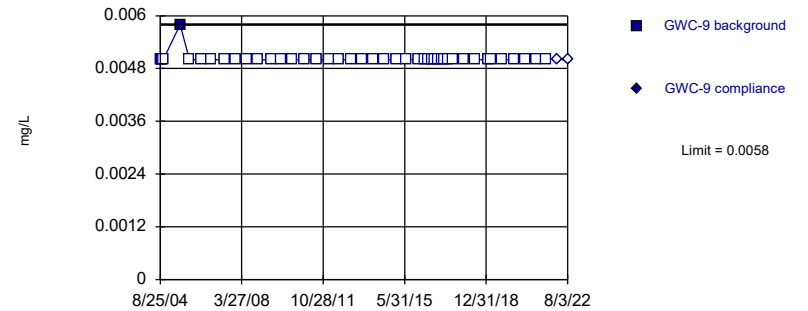
Non-parametric test used in lieu of parametric prediction limit because censored data exceeded 50%. Limit is highest of 23 background values. 95.65% NDs. Well-constituent pair annual alpha = 0.006819. Individual comparison alpha = 0.003415 (1 of 2).

Constituent: Selenium Analysis Run 10/28/2022 4:09 PM View: PL's Intrawell Appendix I
Plant McIntosh Client: Southern Company Data: McIntosh LF4 CCR

Within Limit

Prediction Limit

Intrawell Non-parametric



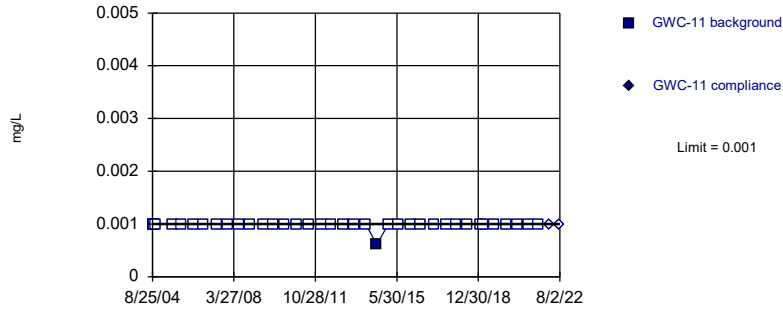
Non-parametric test used in lieu of parametric prediction limit because censored data exceeded 50%. Limit is highest of 44 background values. 97.73% NDs. Well-constituent pair annual alpha = 0.001992. Individual comparison alpha = 0.0009963 (1 of 2).

Constituent: Selenium Analysis Run 10/28/2022 4:09 PM View: PL's Intrawell Appendix I
Plant McIntosh Client: Southern Company Data: McIntosh LF4 CCR

Within Limit

Prediction Limit

Intrawell Non-parametric



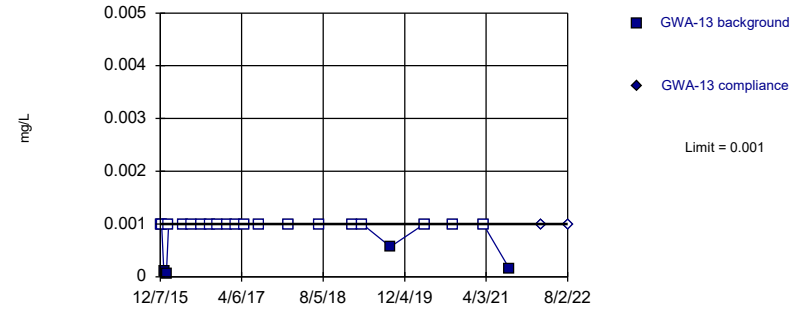
Non-parametric test used in lieu of parametric prediction limit because censored data exceeded 50%. Limit is highest of 38 background values. 97.37% NDs. Well-constituent pair annual alpha = 0.002586. Individual comparison alpha = 0.001294 (1 of 2).

Constituent: Silver Analysis Run 10/28/2022 4:09 PM View: PL's Intrawell Appendix I
Plant McIntosh Client: Southern Company Data: McIntosh LF4 CCR

Within Limit

Prediction Limit

Intrawell Non-parametric



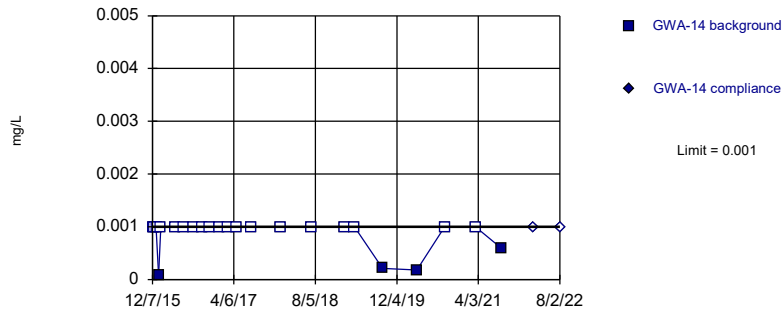
Non-parametric test used in lieu of parametric prediction limit because censored data exceeded 50%. Limit is highest of 23 background values. 82.61% NDs. Well-constituent pair annual alpha = 0.006819. Individual comparison alpha = 0.003415 (1 of 2).

Constituent: Thallium Analysis Run 10/28/2022 4:09 PM View: PL's Intrawell Appendix I
Plant McIntosh Client: Southern Company Data: McIntosh LF4 CCR

Within Limit

Prediction Limit

Intrawell Non-parametric



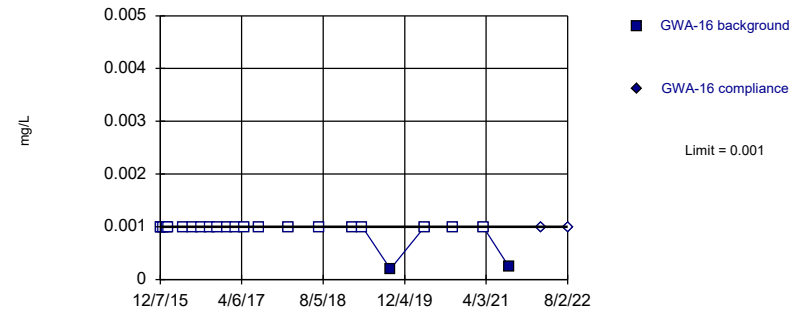
Non-parametric test used in lieu of parametric prediction limit because censored data exceeded 50%. Limit is highest of 23 background values. 82.61% NDs. Well-constituent pair annual alpha = 0.006819. Individual comparison alpha = 0.003415 (1 of 2).

Constituent: Thallium Analysis Run 10/28/2022 4:09 PM View: PL's Intrawell Appendix I
Plant McIntosh Client: Southern Company Data: McIntosh LF4 CCR

Within Limit

Prediction Limit

Intrawell Non-parametric



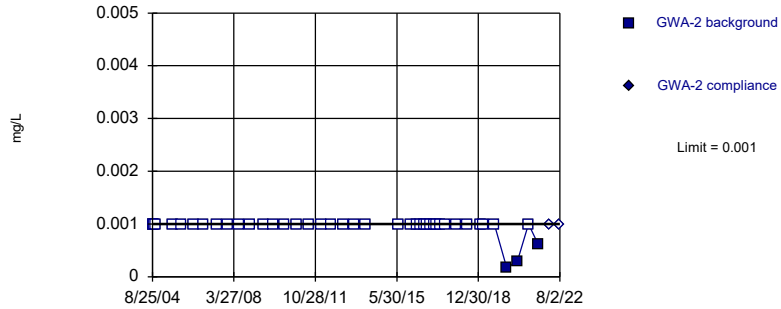
Non-parametric test used in lieu of parametric prediction limit because censored data exceeded 50%. Limit is highest of 23 background values. 91.3% NDs. Well-constituent pair annual alpha = 0.006819. Individual comparison alpha = 0.003415 (1 of 2).

Constituent: Thallium Analysis Run 10/28/2022 4:09 PM View: PL's Intrawell Appendix I
Plant McIntosh Client: Southern Company Data: McIntosh LF4 CCR

Within Limit

Prediction Limit

Intrawell Non-parametric



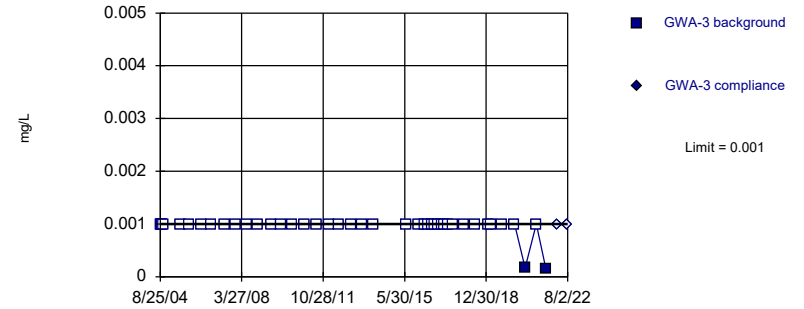
Non-parametric test used in lieu of parametric prediction limit because censored data exceeded 50%. Limit is highest of 42 background values. 92.86% NDs. Well-constituent pair annual alpha = 0.002154. Individual comparison alpha = 0.001077 (1 of 2).

Constituent: Thallium Analysis Run 10/28/2022 4:09 PM View: PL's Intrawell Appendix I
Plant McIntosh Client: Southern Company Data: McIntosh LF4 CCR

Within Limit

Prediction Limit

Intrawell Non-parametric



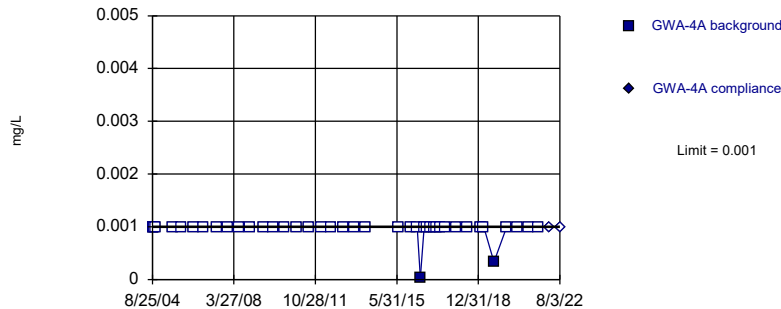
Non-parametric test used in lieu of parametric prediction limit because censored data exceeded 50%. Limit is highest of 42 background values. 95.24% NDs. Well-constituent pair annual alpha = 0.002154. Individual comparison alpha = 0.001077 (1 of 2).

Constituent: Thallium Analysis Run 10/28/2022 4:09 PM View: PL's Intrawell Appendix I
Plant McIntosh Client: Southern Company Data: McIntosh LF4 CCR

Within Limit

Prediction Limit

Intrawell Non-parametric



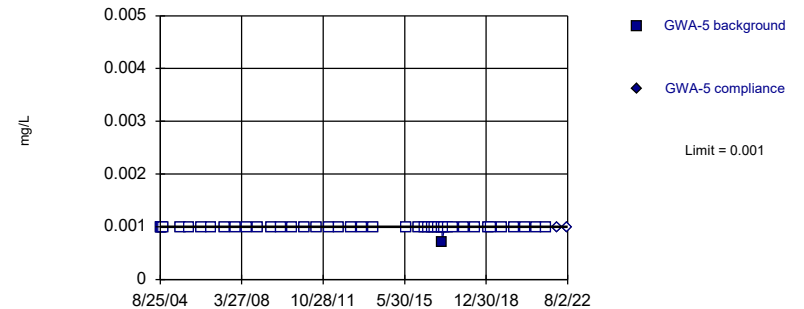
Non-parametric test used in lieu of parametric prediction limit because censored data exceeded 50%. Limit is highest of 42 background values. 95.24% NDs. Well-constituent pair annual alpha = 0.002154. Individual comparison alpha = 0.001077 (1 of 2).

Constituent: Thallium Analysis Run 10/28/2022 4:09 PM View: PL's Intrawell Appendix I
Plant McIntosh Client: Southern Company Data: McIntosh LF4 CCR

Within Limit

Prediction Limit

Intrawell Non-parametric

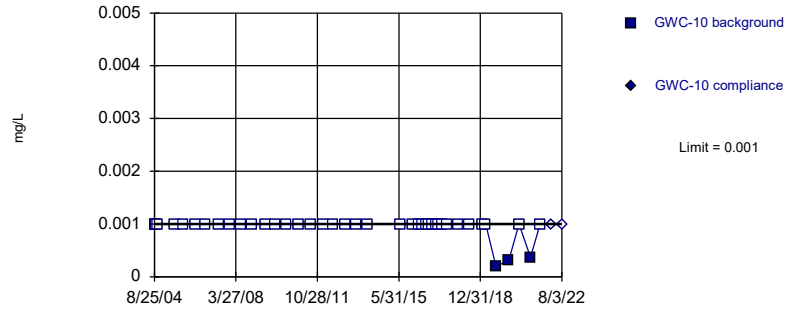


Non-parametric test used in lieu of parametric prediction limit because censored data exceeded 50%. Limit is highest of 44 background values. 97.73% NDs. Well-constituent pair annual alpha = 0.001992. Individual comparison alpha = 0.0009963 (1 of 2).

Constituent: Thallium Analysis Run 10/28/2022 4:09 PM View: PL's Intrawell Appendix I
Plant McIntosh Client: Southern Company Data: McIntosh LF4 CCR

Within Limit

Prediction Limit Intrawell Non-parametric

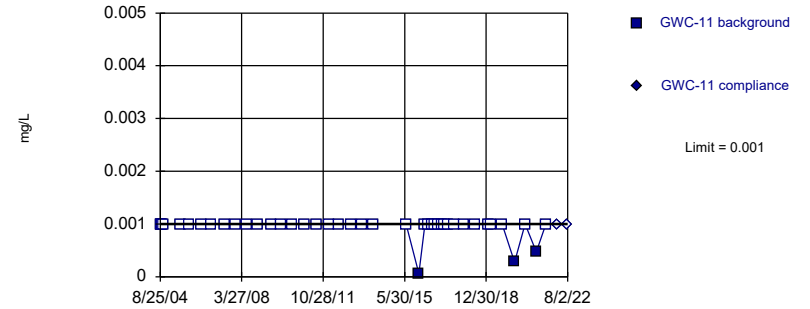


Non-parametric test used in lieu of parametric prediction limit because censored data exceeded 50%. Limit is highest of 42 background values. 92.86% NDs. Well-constituent pair annual alpha = 0.002154. Individual comparison alpha = 0.001077 (1 of 2).

Constituent: Thallium Analysis Run 10/28/2022 4:09 PM View: PL's Intrawell Appendix I
Plant McIntosh Client: Southern Company Data: McIntosh LF4 CCR

Within Limit

Prediction Limit Intrawell Non-parametric

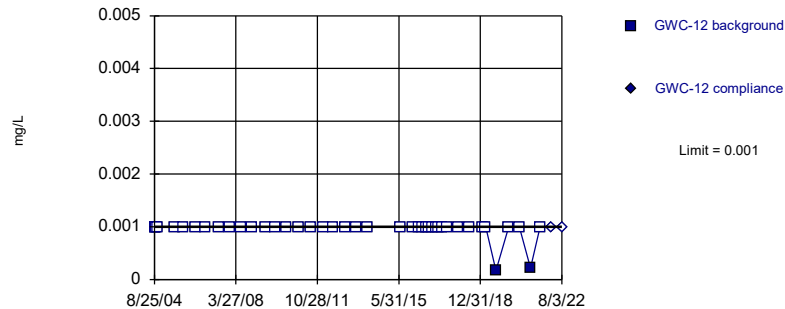


Non-parametric test used in lieu of parametric prediction limit because censored data exceeded 50%. Limit is highest of 42 background values. 92.86% NDs. Well-constituent pair annual alpha = 0.002154. Individual comparison alpha = 0.001077 (1 of 2).

Constituent: Thallium Analysis Run 10/28/2022 4:09 PM View: PL's Intrawell Appendix I
Plant McIntosh Client: Southern Company Data: McIntosh LF4 CCR

Within Limit

Prediction Limit Intrawell Non-parametric

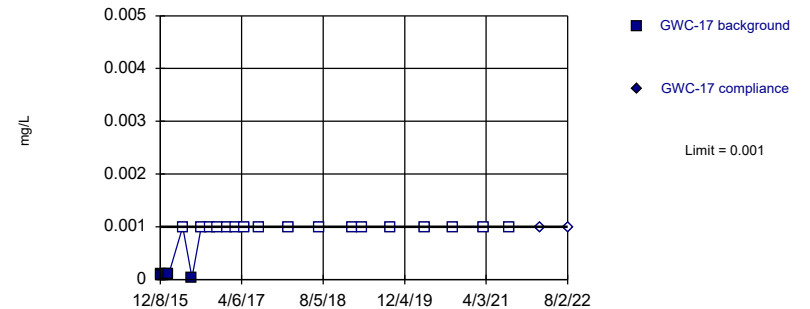


Non-parametric test used in lieu of parametric prediction limit because censored data exceeded 50%. Limit is highest of 42 background values. 95.24% NDs. Well-constituent pair annual alpha = 0.002154. Individual comparison alpha = 0.001077 (1 of 2).

Constituent: Thallium Analysis Run 10/28/2022 4:09 PM View: PL's Intrawell Appendix I
Plant McIntosh Client: Southern Company Data: McIntosh LF4 CCR

Within Limit

Prediction Limit Intrawell Non-parametric



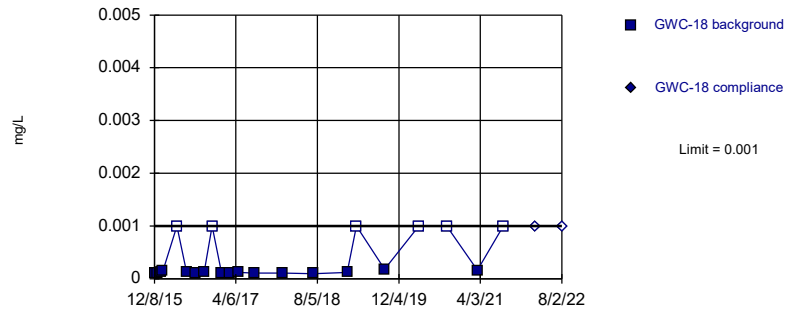
Non-parametric test used in lieu of parametric prediction limit because censored data exceeded 50%. Limit is highest of 23 background values. 73.91% NDs. Well-constituent pair annual alpha = 0.006819. Individual comparison alpha = 0.003415 (1 of 2).

Constituent: Thallium Analysis Run 10/28/2022 4:09 PM View: PL's Intrawell Appendix I
Plant McIntosh Client: Southern Company Data: McIntosh LF4 CCR

Within Limit

Prediction Limit

Intrawell Non-parametric



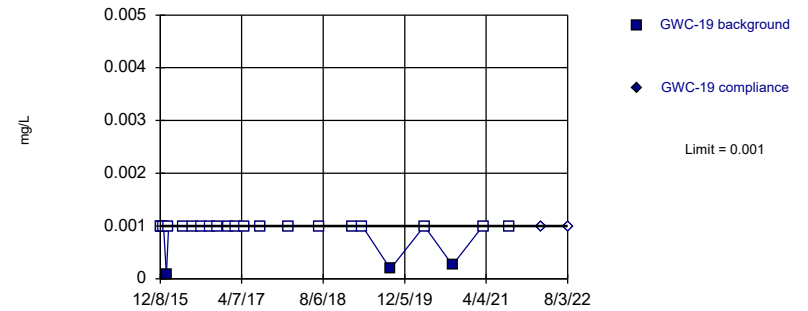
Non-parametric test used in lieu of parametric prediction limit because the Shapiro Wilk normality test showed the data to be non-normal at the 0.01 alpha level. Limit is highest of 23 background values. 26.09% NDs. Well-constituent pair annual alpha = 0.006819. Individual comparison alpha = 0.003415 (1 of 2).

Constituent: Thallium Analysis Run 10/28/2022 4:09 PM View: PL's Intrawell Appendix I
Plant McIntosh Client: Southern Company Data: McIntosh LF4 CCR

Within Limit

Prediction Limit

Intrawell Non-parametric



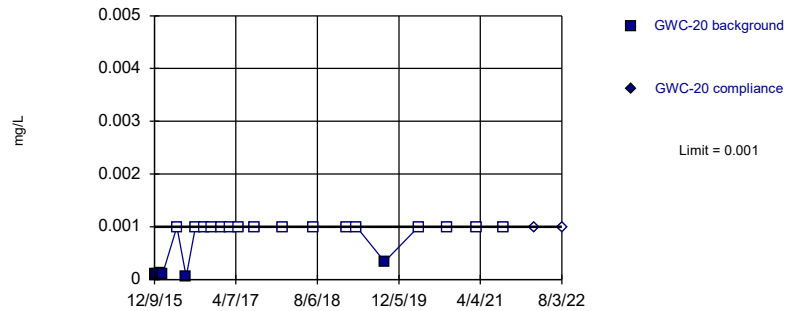
Non-parametric test used in lieu of parametric prediction limit because censored data exceeded 50%. Limit is highest of 23 background values. 86.96% NDs. Well-constituent pair annual alpha = 0.006819. Individual comparison alpha = 0.003415 (1 of 2).

Constituent: Thallium Analysis Run 10/28/2022 4:09 PM View: PL's Intrawell Appendix I
Plant McIntosh Client: Southern Company Data: McIntosh LF4 CCR

Within Limit

Prediction Limit

Intrawell Non-parametric



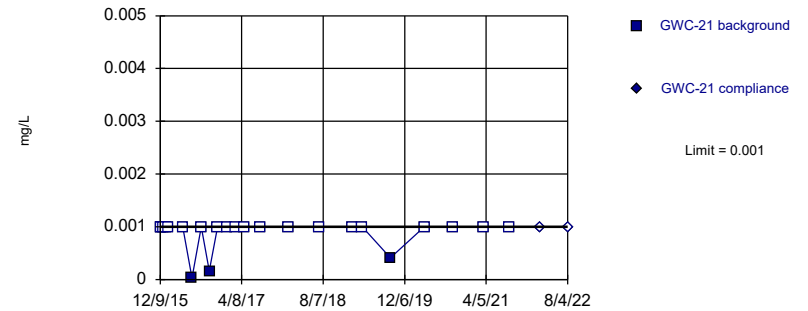
Non-parametric test used in lieu of parametric prediction limit because censored data exceeded 50%. Limit is highest of 23 background values. 69.57% NDs. Well-constituent pair annual alpha = 0.006819. Individual comparison alpha = 0.003415 (1 of 2).

Constituent: Thallium Analysis Run 10/28/2022 4:09 PM View: PL's Intrawell Appendix I
Plant McIntosh Client: Southern Company Data: McIntosh LF4 CCR

Within Limit

Prediction Limit

Intrawell Non-parametric



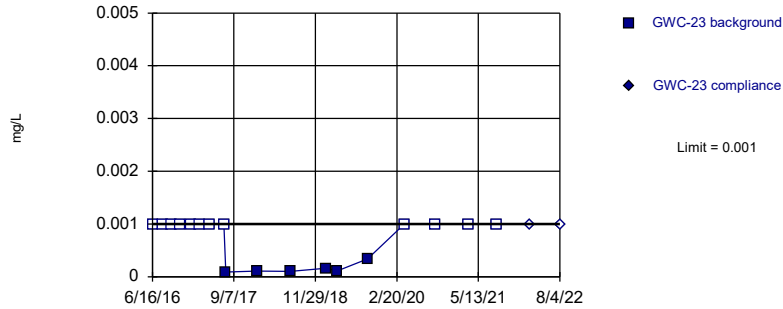
Non-parametric test used in lieu of parametric prediction limit because censored data exceeded 50%. Limit is highest of 23 background values. 86.96% NDs. Well-constituent pair annual alpha = 0.006819. Individual comparison alpha = 0.003415 (1 of 2).

Constituent: Thallium Analysis Run 10/28/2022 4:09 PM View: PL's Intrawell Appendix I
Plant McIntosh Client: Southern Company Data: McIntosh LF4 CCR

Within Limit

Prediction Limit

Intrawell Non-parametric



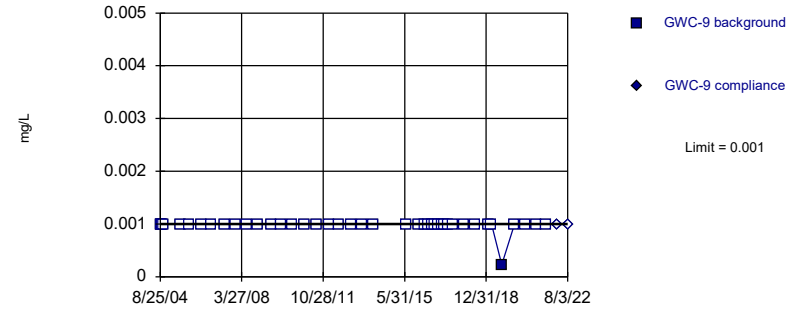
Non-parametric test used in lieu of parametric prediction limit because censored data exceeded 50%. Limit is highest of 18 background values. 66.67% NDs. Well-constituent pair annual alpha = 0.01072. Individual comparison alpha = 0.005373 (1 of 2).

Constituent: Thallium Analysis Run 10/28/2022 4:09 PM View: PL's Intrawell Appendix I
Plant McIntosh Client: Southern Company Data: McIntosh LF4 CCR

Within Limit

Prediction Limit

Intrawell Non-parametric



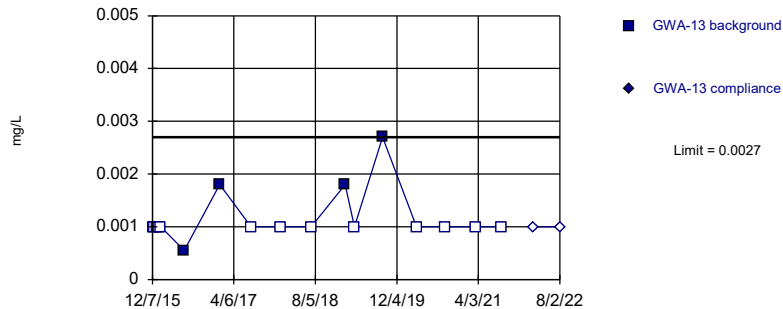
Non-parametric test used in lieu of parametric prediction limit because censored data exceeded 50%. Limit is highest of 42 background values. 97.62% NDs. Well-constituent pair annual alpha = 0.002154. Individual comparison alpha = 0.001077 (1 of 2).

Constituent: Thallium Analysis Run 10/28/2022 4:09 PM View: PL's Intrawell Appendix I
Plant McIntosh Client: Southern Company Data: McIntosh LF4 CCR

Within Limit

Prediction Limit

Intrawell Non-parametric



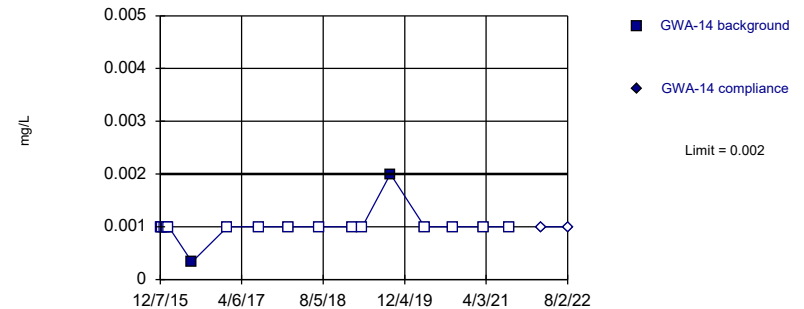
Non-parametric test used in lieu of parametric prediction limit because censored data exceeded 50%. Limit is highest of 17 background values. 76.47% NDs. Well-constituent pair annual alpha = 0.01179. Individual comparison alpha = 0.005914 (1 of 2).

Constituent: Vanadium Analysis Run 10/28/2022 4:09 PM View: PL's Intrawell Appendix I
Plant McIntosh Client: Southern Company Data: McIntosh LF4 CCR

Within Limit

Prediction Limit

Intrawell Non-parametric

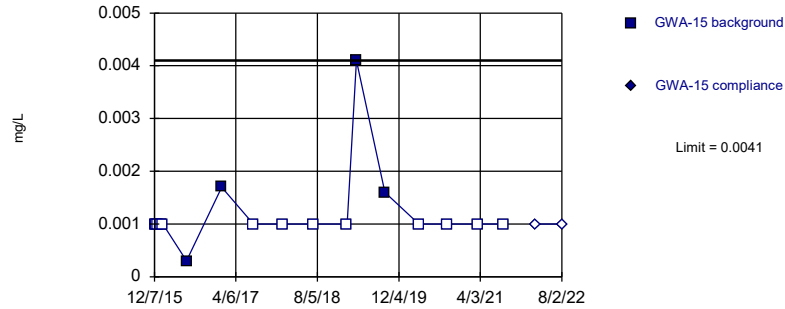


Non-parametric test used in lieu of parametric prediction limit because censored data exceeded 50%. Limit is highest of 17 background values. 88.24% NDs. Well-constituent pair annual alpha = 0.01179. Individual comparison alpha = 0.005914 (1 of 2).

Constituent: Vanadium Analysis Run 10/28/2022 4:09 PM View: PL's Intrawell Appendix I
Plant McIntosh Client: Southern Company Data: McIntosh LF4 CCR

Within Limit

Prediction Limit
Intrawell Non-parametric

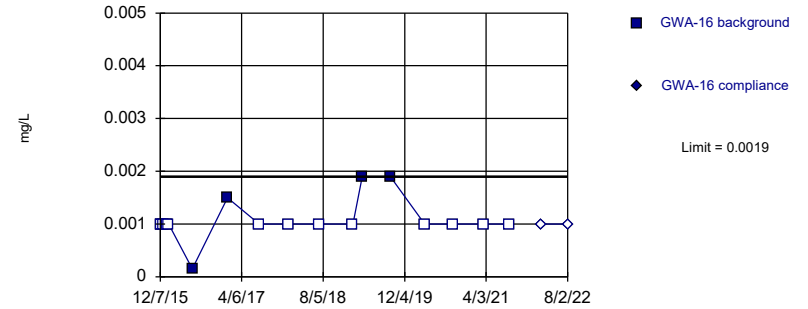


Non-parametric test used in lieu of parametric prediction limit because censored data exceeded 50%. Limit is highest of 17 background values. 76.47% NDs. Well-constituent pair annual alpha = 0.01179. Individual comparison alpha = 0.005914 (1 of 2).

Constituent: Vanadium Analysis Run 10/28/2022 4:09 PM View: PL's Intrawell Appendix I
Plant McIntosh Client: Southern Company Data: McIntosh LF4 CCR

Within Limit

Prediction Limit
Intrawell Non-parametric

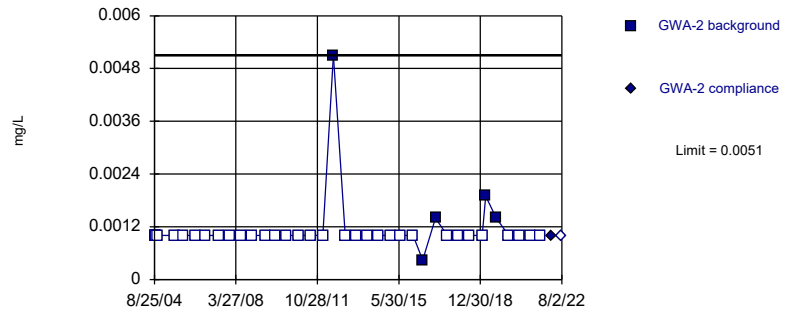


Non-parametric test used in lieu of parametric prediction limit because censored data exceeded 50%. Limit is highest of 17 background values. 76.47% NDs. Well-constituent pair annual alpha = 0.01179. Individual comparison alpha = 0.005914 (1 of 2).

Constituent: Vanadium Analysis Run 10/28/2022 4:09 PM View: PL's Intrawell Appendix I
Plant McIntosh Client: Southern Company Data: McIntosh LF4 CCR

Within Limit

Prediction Limit
Intrawell Non-parametric

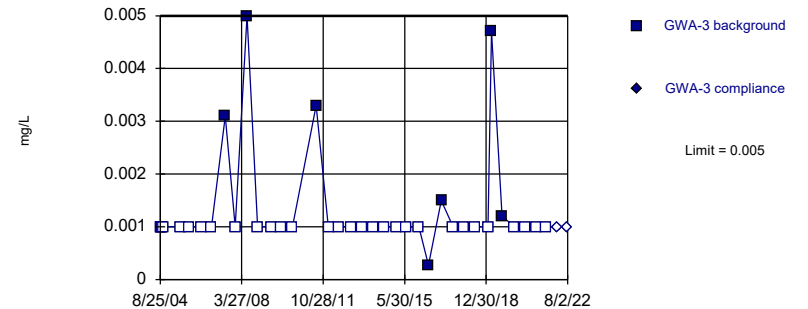


Non-parametric test used in lieu of parametric prediction limit because censored data exceeded 50%. Limit is highest of 38 background values. 86.84% NDs. Well-constituent pair annual alpha = 0.002586. Individual comparison alpha = 0.001294 (1 of 2).

Constituent: Vanadium Analysis Run 10/28/2022 4:10 PM View: PL's Intrawell Appendix I
Plant McIntosh Client: Southern Company Data: McIntosh LF4 CCR

Within Limit

Prediction Limit
Intrawell Non-parametric



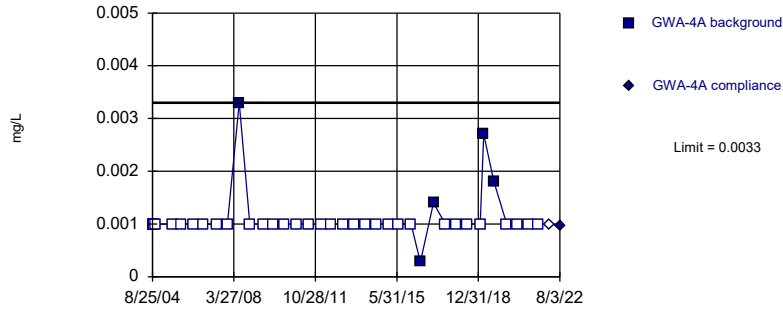
Non-parametric test used in lieu of parametric prediction limit because censored data exceeded 50%. Limit is highest of 37 background values. 81.08% NDs. Well-constituent pair annual alpha = 0.002721. Individual comparison alpha = 0.001361 (1 of 2).

Constituent: Vanadium Analysis Run 10/28/2022 4:10 PM View: PL's Intrawell Appendix I
Plant McIntosh Client: Southern Company Data: McIntosh LF4 CCR

Within Limit

Prediction Limit

Intrawell Non-parametric



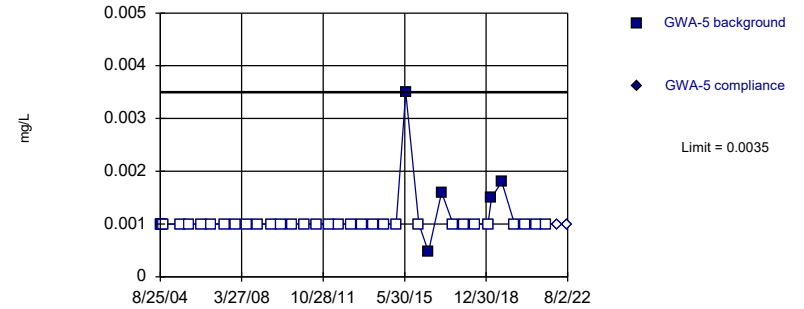
Non-parametric test used in lieu of parametric prediction limit because censored data exceeded 50%. Limit is highest of 38 background values. 86.84% NDs. Well-constituent pair annual alpha = 0.002586. Individual comparison alpha = 0.001294 (1 of 2).

Constituent: Vanadium Analysis Run 10/28/2022 4:10 PM View: PL's Intrawell Appendix I
Plant McIntosh Client: Southern Company Data: McIntosh LF4 CCR

Within Limit

Prediction Limit

Intrawell Non-parametric



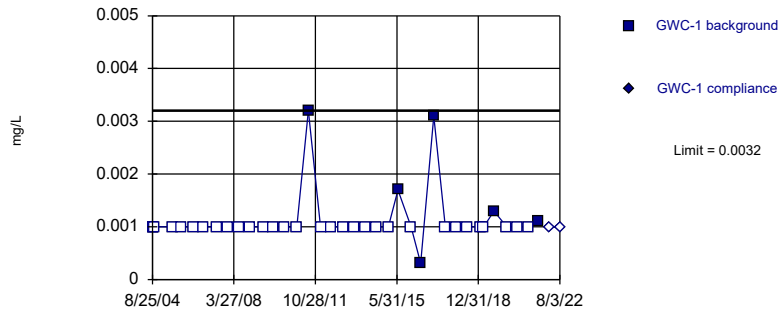
Non-parametric test used in lieu of parametric prediction limit because censored data exceeded 50%. Limit is highest of 38 background values. 86.84% NDs. Well-constituent pair annual alpha = 0.002586. Individual comparison alpha = 0.001294 (1 of 2).

Constituent: Vanadium Analysis Run 10/28/2022 4:10 PM View: PL's Intrawell Appendix I
Plant McIntosh Client: Southern Company Data: McIntosh LF4 CCR

Within Limit

Prediction Limit

Intrawell Non-parametric



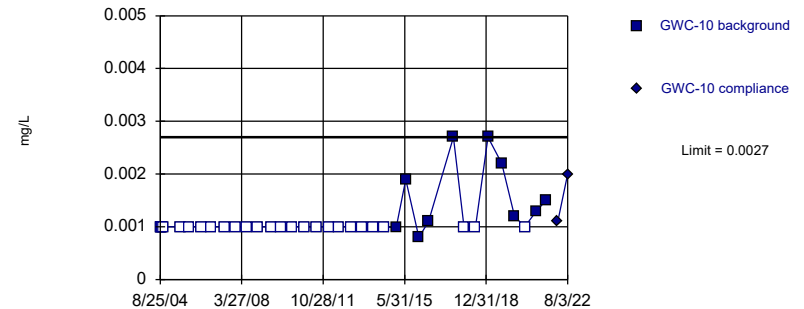
Non-parametric test used in lieu of parametric prediction limit because censored data exceeded 50%. Limit is highest of 37 background values. 83.78% NDs. Well-constituent pair annual alpha = 0.002721. Individual comparison alpha = 0.001361 (1 of 2).

Constituent: Vanadium Analysis Run 10/28/2022 4:10 PM View: PL's Intrawell Appendix I
Plant McIntosh Client: Southern Company Data: McIntosh LF4 CCR

Within Limit

Prediction Limit

Intrawell Non-parametric



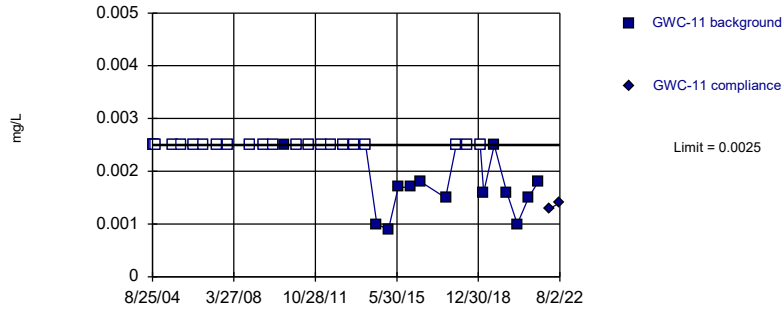
Non-parametric test used in lieu of parametric prediction limit because censored data exceeded 50%. Limit is highest of 36 background values. 72.22% NDs. Well-constituent pair annual alpha = 0.002856. Individual comparison alpha = 0.001429 (1 of 2).

Constituent: Vanadium Analysis Run 10/28/2022 4:10 PM View: PL's Intrawell Appendix I
Plant McIntosh Client: Southern Company Data: McIntosh LF4 CCR

Within Limit

Prediction Limit

Intrawell Non-parametric



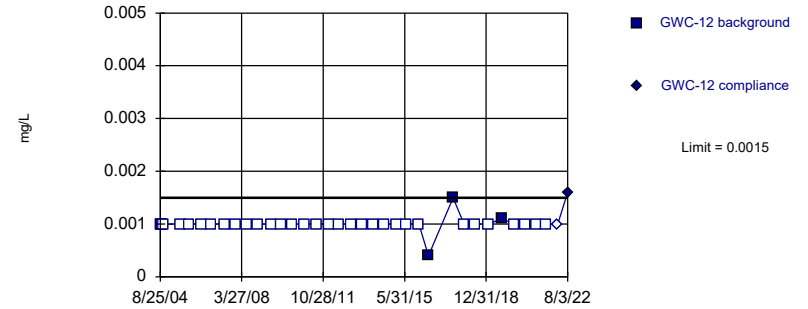
Non-parametric test used in lieu of parametric prediction limit because censored data exceeded 50%. Limit is highest of 36 background values. 63.89% NDs. Well-constituent pair annual alpha = 0.002856. Individual comparison alpha = 0.001429 (1 of 2).

Constituent: Vanadium Analysis Run 10/28/2022 4:10 PM View: PL's Intrawell Appendix I
Plant McIntosh Client: Southern Company Data: McIntosh LF4 CCR

Exceeds Limit

Prediction Limit

Intrawell Non-parametric



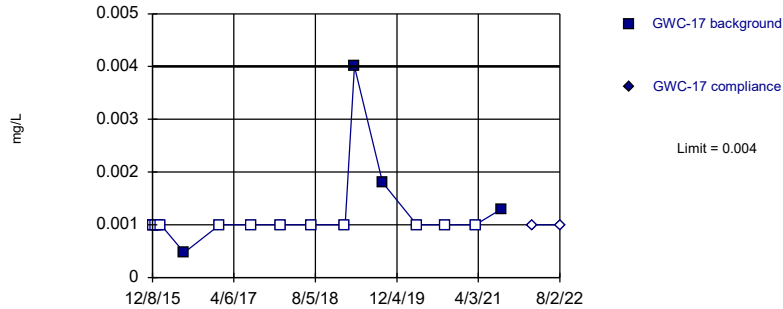
Non-parametric test used in lieu of parametric prediction limit because censored data exceeded 50%. Limit is highest of 36 background values. 91.67% NDs. Well-constituent pair annual alpha = 0.002856. Individual comparison alpha = 0.001429 (1 of 2).

Constituent: Vanadium Analysis Run 10/28/2022 4:10 PM View: PL's Intrawell Appendix I
Plant McIntosh Client: Southern Company Data: McIntosh LF4 CCR

Within Limit

Prediction Limit

Intrawell Non-parametric



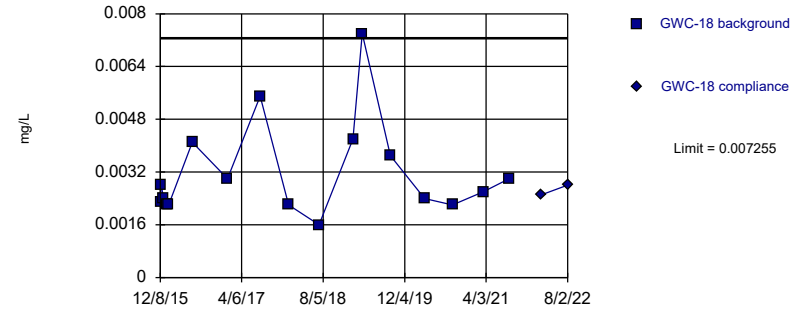
Non-parametric test used in lieu of parametric prediction limit because censored data exceeded 50%. Limit is highest of 17 background values. 76.47% NDs. Well-constituent pair annual alpha = 0.01179. Individual comparison alpha = 0.005914 (1 of 2).

Constituent: Vanadium Analysis Run 10/28/2022 4:10 PM View: PL's Intrawell Appendix I
Plant McIntosh Client: Southern Company Data: McIntosh LF4 CCR

Within Limit

Prediction Limit

Intrawell Parametric



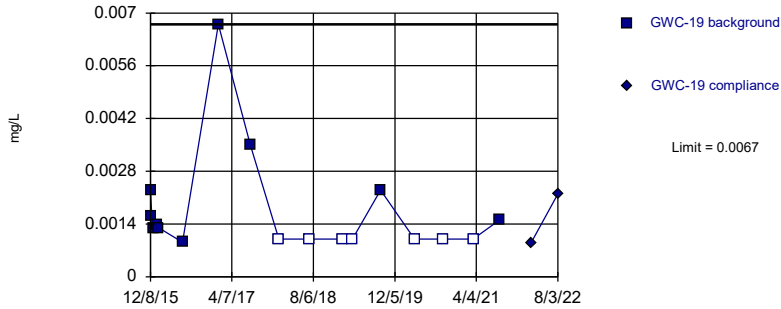
Background Data Summary (based on square root transformation): Mean=0.05511, Std. Dev.=0.01165, n=17.
Normality test: Shapiro Wilk @alpha = 0.01, calculated = 0.8588, critical = 0.851. Kappa = 2.582 (c=15, w=9, 1 of 2, event alpha = 0.05132). Report alpha = 0.0003901.

Constituent: Vanadium Analysis Run 10/28/2022 4:10 PM View: PL's Intrawell Appendix I
Plant McIntosh Client: Southern Company Data: McIntosh LF4 CCR

Within Limit

Prediction Limit

Intrawell Non-parametric



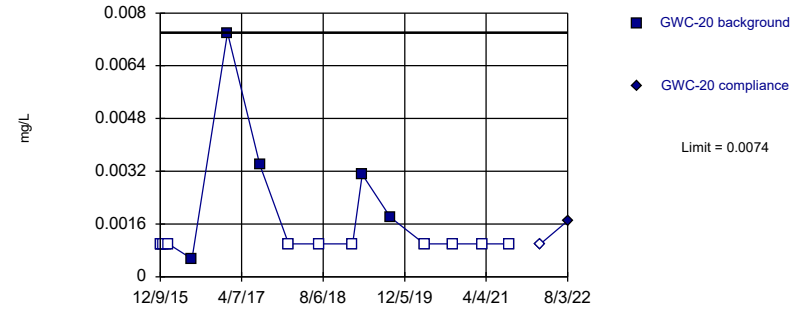
Non-parametric test used in lieu of parametric prediction limit because the Shapiro Wilk normality test showed the data to be non-normal at the 0.01 alpha level. Limit is highest of 17 background values. 41.18% NDs. Well-constituent pair annual alpha = 0.01179. Individual comparison alpha = 0.005914 (1 of 2).

Constituent: Vanadium Analysis Run 10/28/2022 4:10 PM View: PL's Intrawell Appendix I
Plant McIntosh Client: Southern Company Data: McIntosh LF4 CCR

Within Limit

Prediction Limit

Intrawell Non-parametric



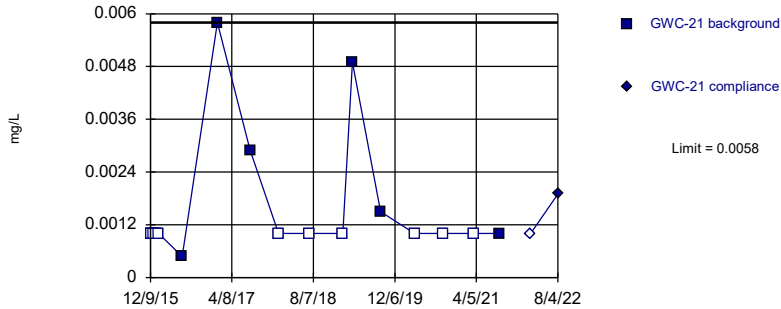
Non-parametric test used in lieu of parametric prediction limit because censored data exceeded 50%. Limit is highest of 17 background values. 70.59% NDs. Well-constituent pair annual alpha = 0.01179. Individual comparison alpha = 0.005914 (1 of 2).

Constituent: Vanadium Analysis Run 10/28/2022 4:10 PM View: PL's Intrawell Appendix I
Plant McIntosh Client: Southern Company Data: McIntosh LF4 CCR

Within Limit

Prediction Limit

Intrawell Non-parametric



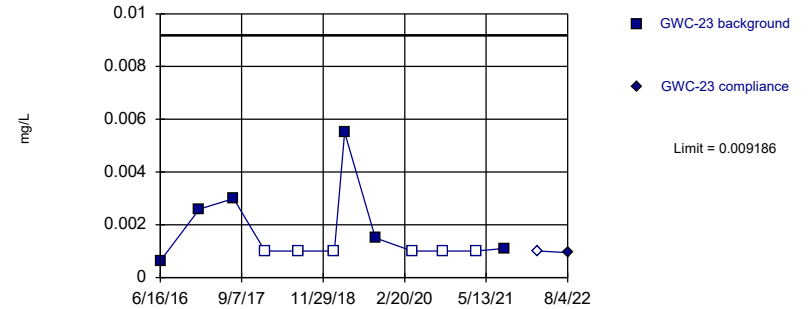
Non-parametric test used in lieu of parametric prediction limit because censored data exceeded 50%. Limit is highest of 17 background values. 64.71% NDs. Well-constituent pair annual alpha = 0.01179. Individual comparison alpha = 0.005914 (1 of 2).

Constituent: Vanadium Analysis Run 10/28/2022 4:10 PM View: PL's Intrawell Appendix I
Plant McIntosh Client: Southern Company Data: McIntosh LF4 CCR

Within Limit

Prediction Limit

Intrawell Parametric



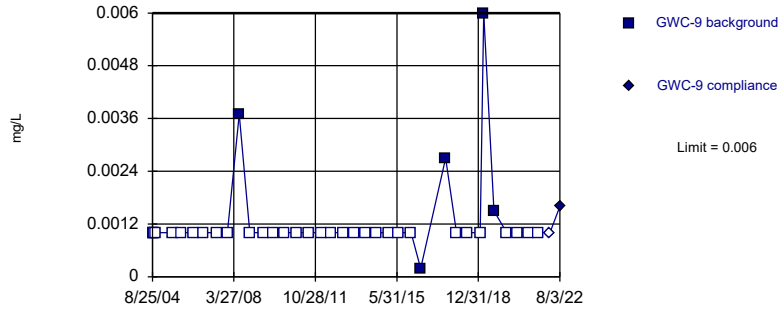
Background Data Summary (based on natural log transformation) (after Kaplan-Meier Adjustment): Mean=-6.822, Std. Dev.=0.742, n=12, 50% NDs. Normality test: Shapiro Wilk @alpha = 0.01, calculated = 0.8118, critical = 0.805. Kappa = 2.874 (c=15, w=9, 1 of 2, event alpha = 0.05132). Report alpha = 0.0003901.

Constituent: Vanadium Analysis Run 10/28/2022 4:10 PM View: PL's Intrawell Appendix I
Plant McIntosh Client: Southern Company Data: McIntosh LF4 CCR

Within Limit

Prediction Limit

Intrawell Non-parametric



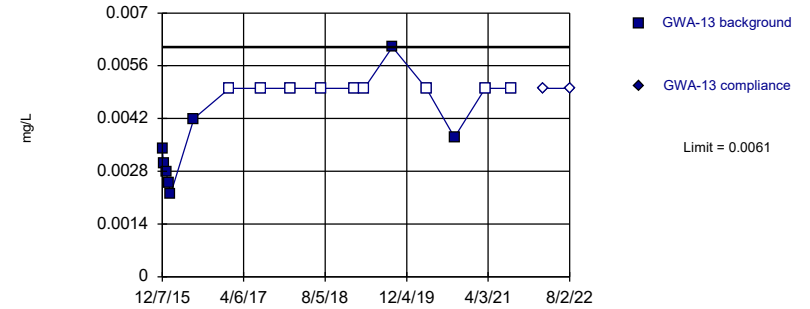
Non-parametric test used in lieu of parametric prediction limit because censored data exceeded 50%. Limit is highest of 37 background values. 86.49% NDs. Well-constituent pair annual alpha = 0.002721. Individual comparison alpha = 0.001361 (1 of 2).

Constituent: Vanadium Analysis Run 10/28/2022 4:10 PM View: PL's Intrawell Appendix I
Plant McIntosh Client: Southern Company Data: McIntosh LF4 CCR

Within Limit

Prediction Limit

Intrawell Non-parametric



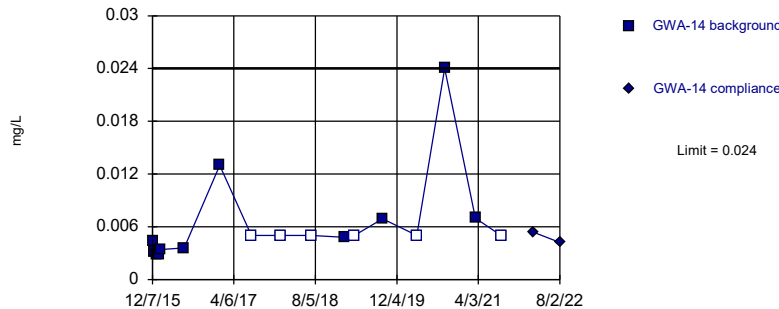
Non-parametric test used in lieu of parametric prediction limit because censored data exceeded 50%. Limit is highest of 17 background values. 52.94% NDs. Well-constituent pair annual alpha = 0.01179. Individual comparison alpha = 0.005914 (1 of 2).

Constituent: Zinc Analysis Run 10/28/2022 4:10 PM View: PL's Intrawell Appendix I
Plant McIntosh Client: Southern Company Data: McIntosh LF4 CCR

Within Limit

Prediction Limit

Intrawell Non-parametric



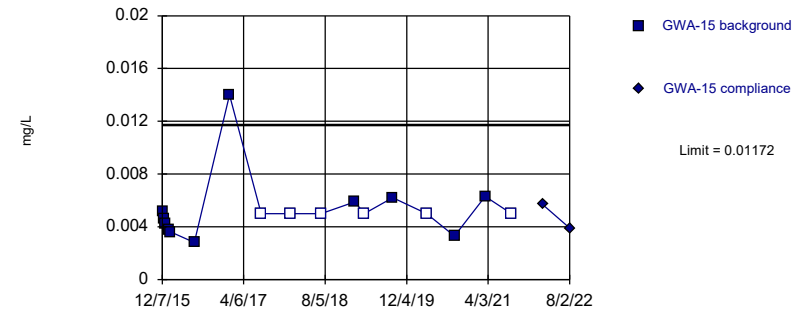
Non-parametric test used in lieu of parametric prediction limit because the Shapiro Wilk normality test showed the data to be non-normal at the 0.01 alpha level. Limit is highest of 17 background values. 35.29% NDs. Well-constituent pair annual alpha = 0.01179. Individual comparison alpha = 0.005914 (1 of 2).

Constituent: Zinc Analysis Run 10/28/2022 4:10 PM View: PL's Intrawell Appendix I
Plant McIntosh Client: Southern Company Data: McIntosh LF4 CCR

Within Limit

Prediction Limit

Intrawell Parametric

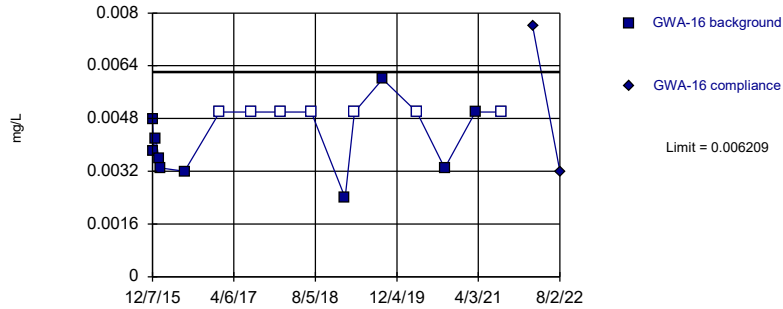


Background Data Summary (based on natural log transformation) (after Kaplan-Meier Adjustment): Mean=-5.418, Std. Dev.=0.3761, n=17, 35.29% NDs. Normality test: Shapiro Wilk @alpha = 0.01, calculated = 0.853, critical = 0.851. Kappa = 2.582 (c=15, w=9, 1 of 2, event alpha = 0.05132). Report alpha = 0.0003901.

Constituent: Zinc Analysis Run 10/28/2022 4:10 PM View: PL's Intrawell Appendix I
Plant McIntosh Client: Southern Company Data: McIntosh LF4 CCR

Within Limit

Prediction Limit
Intrawell Parametric

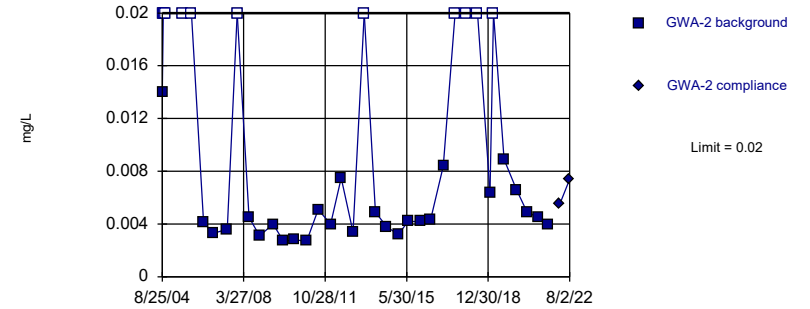


Background Data Summary (after Kaplan-Meier Adjustment): Mean=0.003746, Std. Dev.=0.0009541, n=17, 41.18% NDs. Normality test: Shapiro Wilk @alpha = 0.01, calculated = 0.8737, critical = 0.851. Kappa = 2.582 (c=15, w=9, 1 of 2, event alpha = 0.05132). Report alpha = 0.0003901.

Constituent: Zinc Analysis Run 10/28/2022 4:10 PM View: PL's Intrawell Appendix I
Plant McIntosh Client: Southern Company Data: McIntosh LF4 CCR

Within Limit

Prediction Limit
Intrawell Non-parametric

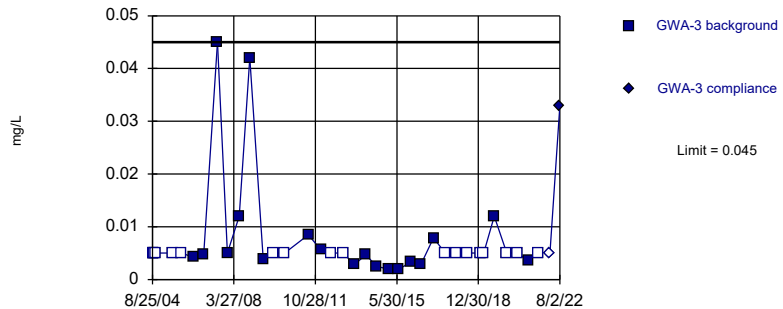


Non-parametric test used in lieu of parametric prediction limit because the Shapiro Wilk normality test showed the data to be non-normal at the 0.01 alpha level. Limit is highest of 38 background values. 28.95% NDs. Well-constituent pair annual alpha = 0.002586. Individual comparison alpha = 0.001294 (1 of 2).

Constituent: Zinc Analysis Run 10/28/2022 4:10 PM View: PL's Intrawell Appendix I
Plant McIntosh Client: Southern Company Data: McIntosh LF4 CCR

Within Limit

Prediction Limit
Intrawell Non-parametric

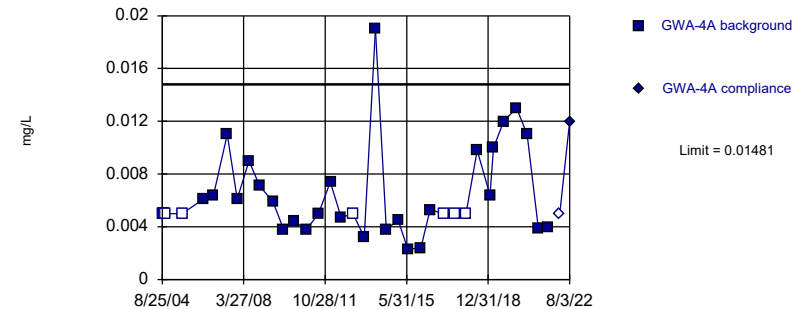


Non-parametric test used in lieu of parametric prediction limit because the Shapiro Wilk normality test showed the data to be non-normal at the 0.01 alpha level. Limit is highest of 37 background values. 48.65% NDs. Well-constituent pair annual alpha = 0.002721. Individual comparison alpha = 0.001361 (1 of 2).

Constituent: Zinc Analysis Run 10/28/2022 4:10 PM View: PL's Intrawell Appendix I
Plant McIntosh Client: Southern Company Data: McIntosh LF4 CCR

Within Limit

Prediction Limit
Intrawell Parametric



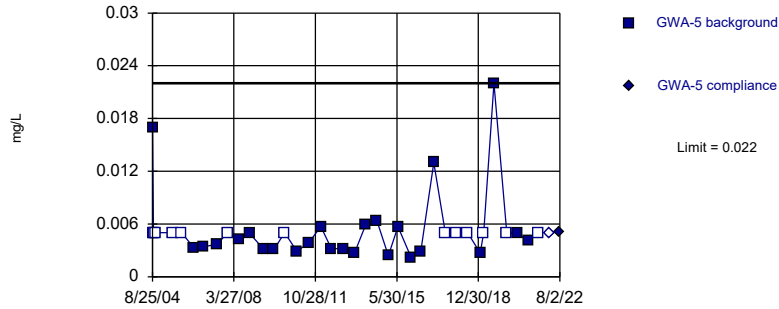
Background Data Summary (based on cube root transformation) (after Kaplan-Meier Adjustment): Mean=0.1712, Std. Dev.=0.03284, n=37, 24.32% NDs. Normality test: Shapiro Wilk @alpha = 0.01, calculated = 0.9172, critical = 0.914. Kappa = 2.263 (c=15, w=9, 1 of 2, event alpha = 0.05132). Report alpha = 0.0003901.

Constituent: Zinc Analysis Run 10/28/2022 4:10 PM View: PL's Intrawell Appendix I
Plant McIntosh Client: Southern Company Data: McIntosh LF4 CCR

Within Limit

Prediction Limit

Intrawell Non-parametric



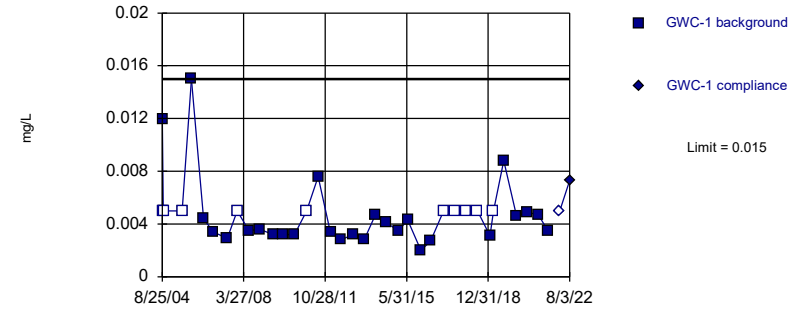
Non-parametric test used in lieu of parametric prediction limit because the Shapiro Wilk normality test showed the data to be non-normal at the 0.01 alpha level. Limit is highest of 38 background values. 34.21% NDs. Well-constituent pair annual alpha = 0.002586. Individual comparison alpha = 0.001294 (1 of 2).

Constituent: Zinc Analysis Run 10/28/2022 4:10 PM View: PL's Intrawell Appendix I
Plant McIntosh Client: Southern Company Data: McIntosh LF4 CCR

Within Limit

Prediction Limit

Intrawell Non-parametric



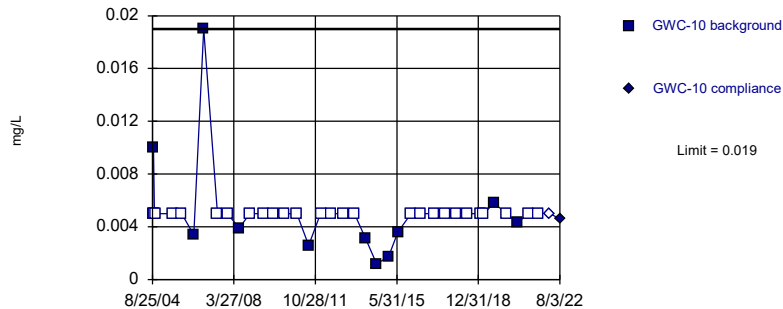
Non-parametric test used in lieu of parametric prediction limit because the Shapiro Wilk normality test showed the data to be non-normal at the 0.01 alpha level. Limit is highest of 37 background values. 27.03% NDs. Well-constituent pair annual alpha = 0.002721. Individual comparison alpha = 0.001361 (1 of 2).

Constituent: Zinc Analysis Run 10/28/2022 4:10 PM View: PL's Intrawell Appendix I
Plant McIntosh Client: Southern Company Data: McIntosh LF4 CCR

Within Limit

Prediction Limit

Intrawell Non-parametric



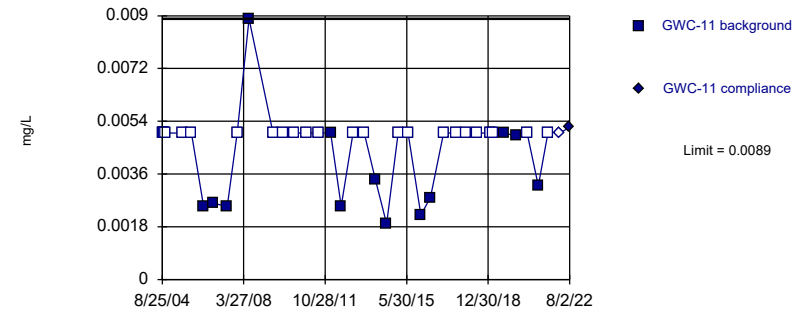
Non-parametric test used in lieu of parametric prediction limit because censored data exceeded 50%. Limit is highest of 38 background values. 71.05% NDs. Well-constituent pair annual alpha = 0.002586. Individual comparison alpha = 0.001294 (1 of 2).

Constituent: Zinc Analysis Run 10/28/2022 4:10 PM View: PL's Intrawell Appendix I
Plant McIntosh Client: Southern Company Data: McIntosh LF4 CCR

Within Limit

Prediction Limit

Intrawell Non-parametric



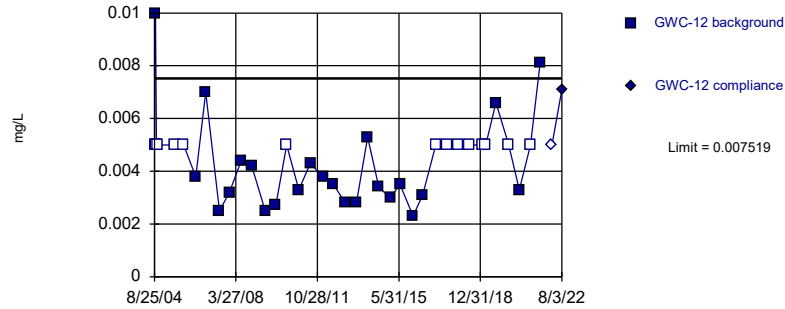
Non-parametric test used in lieu of parametric prediction limit because censored data exceeded 50%. Limit is highest of 37 background values. 64.86% NDs. Well-constituent pair annual alpha = 0.002721. Individual comparison alpha = 0.001361 (1 of 2).

Constituent: Zinc Analysis Run 10/28/2022 4:10 PM View: PL's Intrawell Appendix I
Plant McIntosh Client: Southern Company Data: McIntosh LF4 CCR

Within Limit

Prediction Limit

Intrawell Parametric



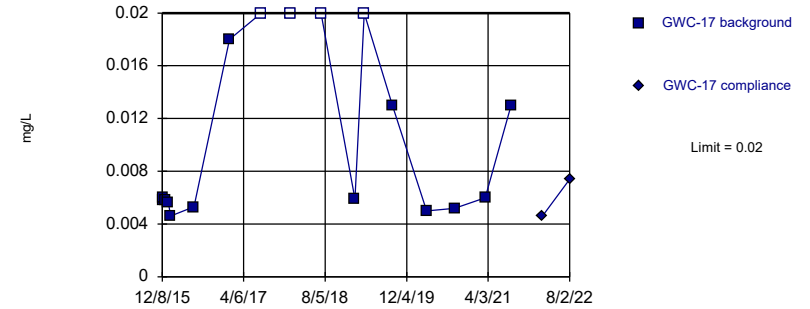
Background Data Summary (based on cube root transformation) (after Kaplan-Meier Adjustment): Mean=0.1521, Std. Dev.=0.01943, n=38, 36.84% NDs. Normality test: Shapiro Wilk @alpha = 0.01, calculated = 0.9256, critical = 0.916. Kappa = 2.257 (c=15, w=9, 1 of 2, event alpha = 0.05132). Report alpha = 0.0003901.

Constituent: Zinc Analysis Run 10/28/2022 4:10 PM View: PL's Intrawell Appendix I
Plant McIntosh Client: Southern Company Data: McIntosh LF4 CCR

Within Limit

Prediction Limit

Intrawell Non-parametric



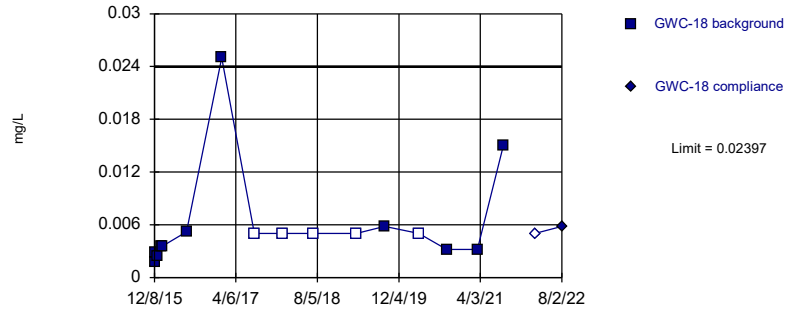
Non-parametric test used in lieu of parametric prediction limit because the Shapiro Wilk normality test showed the data to be non-normal at the 0.01 alpha level. Limit is highest of 17 background values. 23.53% NDs. Well-constituent pair annual alpha = 0.01179. Individual comparison alpha = 0.005914 (1 of 2).

Constituent: Zinc Analysis Run 10/28/2022 4:10 PM View: PL's Intrawell Appendix I
Plant McIntosh Client: Southern Company Data: McIntosh LF4 CCR

Within Limit

Prediction Limit

Intrawell Parametric



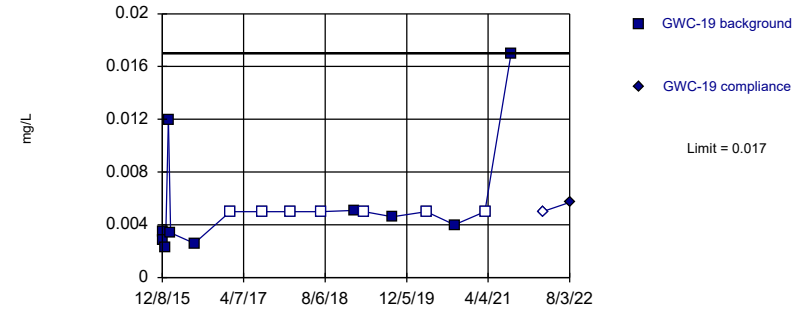
Background Data Summary (based on natural log transformation) (after Kaplan-Meier Adjustment): Mean=-5.62, Std. Dev.=0.7225, n=16, 31.25% NDs. Normality test: Shapiro Wilk @alpha = 0.01, calculated = 0.8673, critical = 0.844. Kappa = 2.615 (c=15, w=9, 1 of 2, event alpha = 0.05132). Report alpha = 0.0003901.

Constituent: Zinc Analysis Run 10/28/2022 4:10 PM View: PL's Intrawell Appendix I
Plant McIntosh Client: Southern Company Data: McIntosh LF4 CCR

Within Limit

Prediction Limit

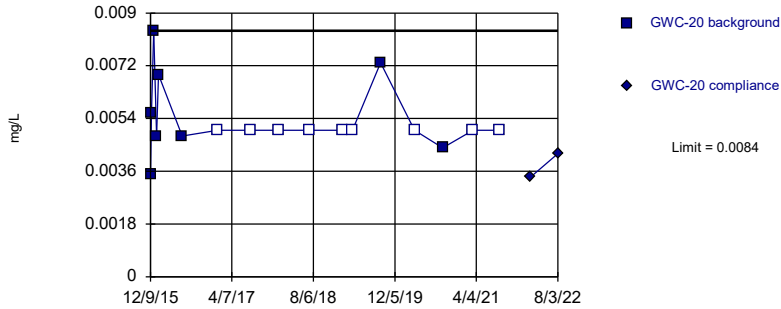
Intrawell Non-parametric



Non-parametric test used in lieu of parametric prediction limit because the Shapiro Wilk normality test showed the data to be non-normal at the 0.01 alpha level. Limit is highest of 17 background values. 41.18% NDs. Well-constituent pair annual alpha = 0.01179. Individual comparison alpha = 0.005914 (1 of 2).

Constituent: Zinc Analysis Run 10/28/2022 4:10 PM View: PL's Intrawell Appendix I
Plant McIntosh Client: Southern Company Data: McIntosh LF4 CCR

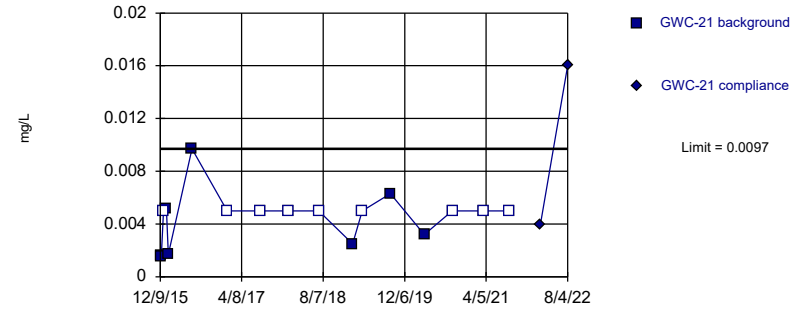
Prediction Limit
Intrawell Non-parametric



Non-parametric test used in lieu of parametric prediction limit because censored data exceeded 50%. Limit is highest of 17 background values. 52.94% NDs. Well-constituent pair annual alpha = 0.01179. Individual comparison alpha = 0.005914 (1 of 2).

Constituent: Zinc Analysis Run 10/28/2022 4:10 PM View: PL's Intrawell Appendix I
Plant McIntosh Client: Southern Company Data: McIntosh LF4 CCR

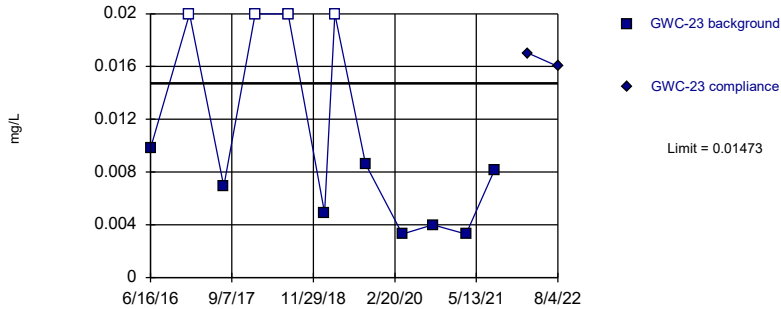
Prediction Limit
Intrawell Non-parametric



Non-parametric test used in lieu of parametric prediction limit because censored data exceeded 50%. Limit is highest of 17 background values. 52.94% NDs. Well-constituent pair annual alpha = 0.01179. Individual comparison alpha = 0.005914 (1 of 2).

Constituent: Zinc Analysis Run 10/28/2022 4:10 PM View: PL's Intrawell Appendix I
Plant McIntosh Client: Southern Company Data: McIntosh LF4 CCR

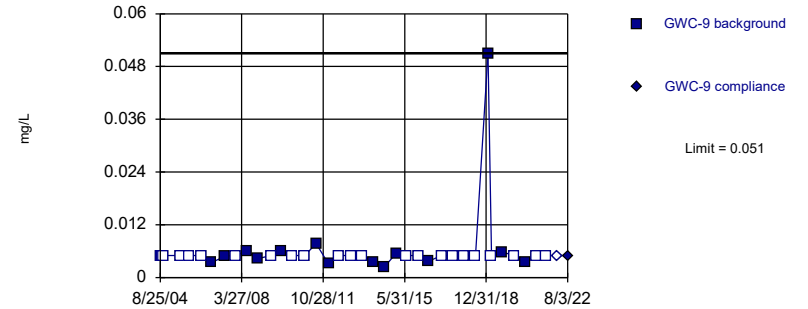
Prediction Limit
Intrawell Parametric



Background Data Summary (based on square root transformation) (after Kaplan-Meier Adjustment): Mean=0.07662, Std. Dev.=0.01557, n=12, 33.33% NDs. Normality test: Shapiro Wilk @alpha = 0.01, calculated = 0.8412, critical = 0.805. Kappa = 2.874 (c=15, w=9, 1 of 2, event alpha = 0.05132). Report alpha = 0.0003901.

Constituent: Zinc Analysis Run 10/28/2022 4:10 PM View: PL's Intrawell Appendix I
Plant McIntosh Client: Southern Company Data: McIntosh LF4 CCR

Prediction Limit
Intrawell Non-parametric



Non-parametric test used in lieu of parametric prediction limit because censored data exceeded 50%. Limit is highest of 38 background values. 63.16% NDs. Well-constituent pair annual alpha = 0.002586. Individual comparison alpha = 0.001294 (1 of 2).

Constituent: Zinc Analysis Run 10/28/2022 4:10 PM View: PL's Intrawell Appendix I
Plant McIntosh Client: Southern Company Data: McIntosh LF4 CCR

Prediction Limit

Constituent: Antimony (mg/L) Analysis Run 10/28/2022 4:14 PM View: PL's IntraWell Appendix I
Plant McIntosh Client: Southern Company Data: McIntosh LF4 CCR

	GWA-13	GWA-13
12/7/2015	<0.002	
12/15/2015	<0.002	
12/29/2015	<0.002	
1/13/2016	<0.002	
1/25/2016	<0.002	
4/20/2016	<0.002	
6/14/2016	<0.002	
8/9/2016	<0.002	
9/27/2016	<0.002	
11/15/2016	<0.002	
1/12/2017	<0.002	
2/28/2017	<0.002	
4/20/2017	<0.002	
7/18/2017	<0.002	
1/10/2018	<0.002	
7/11/2018	<0.002	
1/29/2019	<0.002	
3/26/2019	<0.002	
9/10/2019	0.00052 (J)	
3/31/2020	<0.002	
9/15/2020	<0.002	
3/16/2021	<0.002	
8/18/2021	<0.002	
2/22/2022		<0.002
8/2/2022		<0.002

Prediction Limit

Constituent: Antimony (mg/L) Analysis Run 10/28/2022 4:14 PM View: PL's IntraWell Appendix I
Plant McIntosh Client: Southern Company Data: McIntosh LF4 CCR

	GWA-14	GWA-14
12/7/2015	<0.002	
12/15/2015	<0.002	
12/29/2015	<0.002	
1/13/2016	<0.002	
1/25/2016	<0.002	
4/20/2016	<0.002	
6/14/2016	<0.002	
8/9/2016	<0.002	
9/27/2016	<0.002	
11/15/2016	<0.002	
1/11/2017	<0.002	
2/28/2017	<0.002	
4/20/2017	<0.002	
7/19/2017	<0.002	
1/11/2018	<0.002	
7/11/2018	<0.002	
1/29/2019	<0.002	
3/26/2019	<0.002	
9/10/2019	<0.002	
4/1/2020	<0.002	
9/15/2020	0.00039 (J)	
3/16/2021	<0.002	
8/17/2021	<0.002	
2/22/2022		<0.002
8/2/2022		<0.002

Prediction Limit

Constituent: Antimony (mg/L) Analysis Run 10/28/2022 4:14 PM View: PL's IntraWell Appendix I
Plant McIntosh Client: Southern Company Data: McIntosh LF4 CCR

	GWA-2	GWA-2
8/25/2004	<0.002	
9/11/2004	<0.002	
9/26/2004	<0.002	
10/13/2004	<0.002	
7/11/2005	<0.002	
12/7/2005	<0.002	
6/22/2006	<0.002	
11/28/2006	<0.002	
7/6/2007	<0.002	
12/13/2007	<0.002	
6/20/2008	<0.002	
12/7/2008	<0.002	
7/9/2009	<0.002	
12/28/2009	<0.002	
6/22/2010	<0.002	
1/4/2011	<0.002	
7/9/2011	<0.002	
1/21/2012	<0.002	
7/11/2012	<0.002	
1/20/2013	<0.002	
7/19/2013	<0.002	
1/15/2014	<0.002	
7/11/2014	<0.002 (D)	
1/16/2015	<0.002	
6/20/2015	<0.002	
1/16/2016	<0.002	
4/19/2016	<0.002	
6/14/2016	<0.002	
8/9/2016	<0.002	
9/26/2016	<0.002	
11/15/2016	<0.002	
1/10/2017	<0.002	
2/28/2017	<0.002	
4/19/2017	<0.002	
7/17/2017	<0.002	
1/10/2018	<0.002	
7/11/2018	<0.002	
1/29/2019	<0.002	
3/27/2019	<0.002	
9/11/2019	<0.002	
4/1/2020	0.0004 (J)	
9/15/2020	<0.002	
3/16/2021	<0.002	
8/17/2021	<0.002	
2/22/2022		<0.002
8/2/2022		<0.002

Prediction Limit

Constituent: Antimony (mg/L) Analysis Run 10/28/2022 4:14 PM View: PL's Intrawell Appendix I
Plant McIntosh Client: Southern Company Data: McIntosh LF4 CCR

	GWA-3	GWA-3
8/25/2004	<0.002	
9/11/2004	<0.002	
9/26/2004	<0.002	
10/13/2004	<0.002	
7/11/2005	<0.002	
12/7/2005	<0.002	
6/22/2006	<0.002	
11/28/2006	<0.002	
7/6/2007	<0.002	
12/13/2007	<0.002	
6/20/2008	<0.002	
12/7/2008	<0.002	
7/9/2009	<0.002	
12/28/2009	<0.002	
6/22/2010	<0.002	
1/5/2011	<0.002	
7/9/2011	<0.002	
1/20/2012	<0.002	
7/11/2012	<0.002	
1/19/2013	<0.002	
7/18/2013	<0.002	
1/15/2014	<0.002	
7/11/2014	<0.002 (D)	
1/15/2015	<0.002	
6/19/2015	<0.002	
1/16/2016	<0.002	
4/19/2016	<0.002	
6/14/2016	<0.002	
8/9/2016	<0.002	
9/27/2016	<0.002	
11/14/2016	<0.002	
1/10/2017	<0.002	
2/28/2017	<0.002	
4/19/2017	<0.002	
7/18/2017	0.0022 (J)	
1/10/2018	<0.002	
7/11/2018	<0.002	
1/29/2019	<0.002	
3/27/2019	<0.002	
9/11/2019	0.00081 (J)	
4/1/2020	<0.002	
9/15/2020	<0.002	
3/16/2021	<0.002	
8/17/2021	<0.002	
2/22/2022		<0.002
8/2/2022		<0.002

Prediction Limit

Constituent: Antimony (mg/L) Analysis Run 10/28/2022 4:14 PM View: PL's Intrawell Appendix I
Plant McIntosh Client: Southern Company Data: McIntosh LF4 CCR

	GWC-1	GWC-1
8/25/2004	<0.002	
9/11/2004	<0.002	
9/26/2004	<0.002	
7/11/2005	<0.002	
12/7/2005	<0.002	
6/22/2006	<0.002	
11/28/2006	<0.002	
7/6/2007	<0.002	
12/13/2007	<0.002	
6/20/2008	<0.002	
12/7/2008	<0.002	
7/9/2009	<0.002	
12/28/2009	<0.002	
6/22/2010	<0.002	
1/4/2011	<0.002	
7/9/2011	<0.002	
1/21/2012	<0.002	
7/11/2012	<0.002	
1/20/2013	<0.002	
7/19/2013	<0.002	
1/15/2014	<0.002	
7/11/2014	<0.002 (D)	
1/16/2015	<0.002	
6/20/2015	<0.002	
1/16/2016	<0.002	
4/20/2016	<0.002	
6/15/2016	<0.002	
8/10/2016	<0.002	
9/27/2016	<0.002	
11/15/2016	<0.002	
1/12/2017	<0.002	
1/23/2017	<0.002	
3/1/2017	<0.002	
4/20/2017	<0.002	
7/19/2017	<0.002	
1/11/2018	<0.002	
7/12/2018	<0.002	
1/30/2019	<0.002	
3/27/2019	<0.002	
9/11/2019	<0.002	
4/1/2020	<0.002	
9/15/2020	<0.002	
3/16/2021	<0.002	
8/18/2021	<0.002	
2/23/2022	<0.002	<0.002
8/3/2022		0.00057 (J)

Prediction Limit

Constituent: Antimony (mg/L) Analysis Run 10/28/2022 4:14 PM View: PL's IntraWell Appendix I
Plant McIntosh Client: Southern Company Data: McIntosh LF4 CCR

	GWC-18	GWC-18
12/8/2015	<0.002	
12/14/2015	<0.002	
12/28/2015	<0.002	
1/14/2016	<0.002	
1/26/2016	<0.002	
4/19/2016	<0.002	
6/16/2016	0.00022 (J)	
8/11/2016	<0.002	
9/28/2016	<0.002	
11/16/2016	<0.002	
1/11/2017	<0.002	
3/1/2017	<0.002	
4/25/2017	<0.002	
7/25/2017	<0.002	
1/12/2018	<0.002	
7/11/2018	<0.002	
1/30/2019	<0.002	
3/27/2019	<0.002	
9/11/2019	<0.002	
4/1/2020	<0.002	
9/15/2020	<0.002	
3/17/2021	<0.002	
8/19/2021	<0.002	
2/23/2022		<0.002
8/2/2022		<0.002

Prediction Limit

Constituent: Arsenic (mg/L) Analysis Run 10/28/2022 4:14 PM View: PL's Intrawell Appendix I
Plant McIntosh Client: Southern Company Data: McIntosh LF4 CCR

	GWA-13	GWA-13
12/7/2015	<0.001	
12/15/2015	<0.001	
12/29/2015	<0.001	
1/13/2016	<0.001	
1/25/2016	<0.001	
4/20/2016	<0.001	
6/14/2016	<0.001	
8/9/2016	<0.001	
9/27/2016	<0.001	
11/15/2016	<0.001	
1/12/2017	<0.001	
2/28/2017	<0.001	
4/20/2017	<0.001	
7/18/2017	<0.001	
1/10/2018	<0.001	
7/11/2018	<0.001	
1/29/2019	<0.001	
3/26/2019	<0.001	
9/10/2019	0.00076 (J)	
3/31/2020	<0.001	
9/15/2020	<0.001	
3/16/2021	<0.001	
8/18/2021	<0.001	
2/22/2022		<0.001
8/2/2022		<0.001

Prediction Limit

Constituent: Arsenic (mg/L) Analysis Run 10/28/2022 4:14 PM View: PL's Intrawell Appendix I
Plant McIntosh Client: Southern Company Data: McIntosh LF4 CCR

	GWA-14	GWA-14
12/7/2015	<0.001	
12/15/2015	<0.001	
12/29/2015	<0.001	
1/13/2016	<0.001	
1/25/2016	<0.001	
4/20/2016	<0.001	
6/14/2016	<0.001	
8/9/2016	<0.001	
9/27/2016	<0.001	
11/15/2016	<0.001	
1/11/2017	<0.001	
2/28/2017	<0.001	
4/20/2017	<0.001	
7/19/2017	<0.001	
1/11/2018	<0.001	
7/11/2018	<0.001	
1/29/2019	<0.001	
3/26/2019	<0.001	
9/10/2019	0.00043 (J)	
4/1/2020	<0.001	
9/15/2020	<0.001	
3/16/2021	<0.001	
8/17/2021	<0.001	
2/22/2022		<0.001
8/2/2022		<0.001

Prediction Limit

Constituent: Arsenic (mg/L) Analysis Run 10/28/2022 4:14 PM View: PL's Intrawell Appendix I
Plant McIntosh Client: Southern Company Data: McIntosh LF4 CCR

	GWA-15	GWA-15
12/7/2015	<0.001	
12/15/2015	<0.001	
12/28/2015	<0.001	
1/13/2016	<0.001	
1/25/2016	<0.001	
4/21/2016	<0.001	
6/15/2016	<0.001	
8/9/2016	<0.001	
9/27/2016	<0.001	
11/15/2016	<0.001	
1/11/2017	<0.001	
2/28/2017	<0.001	
4/20/2017	<0.001	
7/19/2017	0.00056 (J)	
1/11/2018	<0.001	
7/11/2018	<0.001	
1/29/2019	<0.001	
3/26/2019	0.00075	
9/11/2019	0.00033 (J)	
4/1/2020	<0.001	
9/15/2020	<0.001	
3/17/2021	<0.001	
8/19/2021	<0.001	
2/22/2022		<0.001
8/2/2022		<0.001

Prediction Limit

Constituent: Arsenic (mg/L) Analysis Run 10/28/2022 4:14 PM View: PL's Intrawell Appendix I
Plant McIntosh Client: Southern Company Data: McIntosh LF4 CCR

	GWA-16	GWA-16
12/7/2015	<0.001	
12/14/2015	<0.001	
12/28/2015	<0.001	
1/13/2016	<0.001	
1/25/2016	<0.001	
4/20/2016	<0.001	
6/15/2016	<0.001	
8/9/2016	<0.001	
9/27/2016	<0.001	
11/15/2016	<0.001	
1/11/2017	<0.001	
3/1/2017	<0.001	
4/20/2017	<0.001	
7/19/2017	<0.001	
1/11/2018	<0.001	
7/11/2018	<0.001	
1/29/2019	<0.001	
3/26/2019	<0.001	
9/10/2019	0.00036 (J)	
4/1/2020	<0.001	
9/15/2020	<0.001	
3/16/2021	<0.001	
8/17/2021	<0.001	
2/22/2022		<0.001
8/2/2022		<0.001

Prediction Limit

Constituent: Arsenic (mg/L) Analysis Run 10/28/2022 4:14 PM View: PL's Intrawell Appendix I
Plant McIntosh Client: Southern Company Data: McIntosh LF4 CCR

	GWA-3	GWA-3
8/25/2004	<0.001	
9/11/2004	<0.001	
9/26/2004	<0.001	
10/13/2004	<0.001	
7/11/2005	<0.001	
12/7/2005	<0.001	
6/22/2006	<0.001	
11/28/2006	<0.001	
7/6/2007	<0.001	
12/13/2007	<0.001	
6/20/2008	<0.001	
12/7/2008	<0.001	
7/9/2009	<0.001	
12/28/2009	<0.001	
6/22/2010	<0.001	
1/5/2011	0.0089 (o)	
7/9/2011	<0.001	
1/20/2012	<0.001	
7/11/2012	<0.001	
1/19/2013	<0.001	
7/18/2013	<0.001	
1/15/2014	<0.001	
7/11/2014	<0.001	
1/15/2015	<0.001	
6/19/2015	<0.001	
1/16/2016	<0.001	
4/19/2016	<0.001	
6/14/2016	<0.001	
8/9/2016	<0.001	
9/27/2016	<0.001	
11/14/2016	<0.001	
1/10/2017	<0.001	
2/28/2017	0.00061 (J)	
4/19/2017	0.00069 (J)	
7/18/2017	<0.001	
1/10/2018	<0.001	
7/11/2018	<0.001	
1/29/2019	<0.001	
3/27/2019	0.0011	
9/11/2019	<0.001	
4/1/2020	<0.001	
9/15/2020	<0.001	
3/16/2021	<0.001	
8/17/2021	<0.001	
2/22/2022		<0.001
8/2/2022		<0.001

Prediction Limit

Constituent: Arsenic (mg/L) Analysis Run 10/28/2022 4:14 PM View: PL's Intrawell Appendix I
Plant McIntosh Client: Southern Company Data: McIntosh LF4 CCR

	GWA-4A	GWA-4A
8/25/2004	<0.001	
9/11/2004	<0.001	
9/26/2004	<0.001	
10/13/2004	<0.001	
7/11/2005	<0.001	
12/7/2005	<0.001	
6/22/2006	<0.001	
11/28/2006	<0.001	
7/6/2007	<0.001	
12/13/2007	<0.001	
6/20/2008	<0.001	
12/7/2008	<0.001	
7/9/2009	<0.001	
12/30/2009	<0.001	
6/22/2010	<0.001	
1/4/2011	<0.001	
7/10/2011	<0.001	
1/21/2012	<0.001	
7/11/2012	<0.001	
1/20/2013	<0.001	
7/19/2013	<0.001	
1/16/2014	<0.001	
7/10/2014	<0.001	
1/16/2015	<0.001	
6/20/2015	<0.001	
1/14/2016	<0.001	
4/20/2016	<0.001	
6/14/2016	0.00016 (J)	
8/11/2016	0.00096 (J)	
9/27/2016	0.0026	
11/14/2016	0.0017	
1/10/2017	0.0021	
2/28/2017	0.0027	
4/20/2017	0.0014	
7/18/2017	0.0012 (J)	
1/10/2018	0.00068 (J)	
7/11/2018	<0.001	
1/29/2019	<0.001	
3/26/2019	0.0005	
9/10/2019	0.00051 (J)	
3/31/2020	<0.001	
9/16/2020	<0.001	
3/17/2021	<0.001	
8/19/2021	<0.001	
2/23/2022		0.00035 (J)
8/3/2022		<0.001

Prediction Limit

Constituent: Arsenic (mg/L) Analysis Run 10/28/2022 4:14 PM View: PL's Intrawell Appendix I
Plant McIntosh Client: Southern Company Data: McIntosh LF4 CCR

	GWA-5	GWA-5
8/25/2004	<0.001	
9/11/2004	<0.001	
9/26/2004	<0.001	
10/13/2004	<0.001	
7/11/2005	<0.001	
12/7/2005	<0.001	
6/22/2006	<0.001	
11/28/2006	<0.001	
7/6/2007	<0.001	
12/13/2007	<0.001	
6/20/2008	<0.001	
12/7/2008	<0.001	
7/9/2009	<0.001	
12/29/2009	<0.001	
6/22/2010	<0.001	
1/4/2011	<0.001	
7/9/2011	<0.001	
1/21/2012	<0.001	
7/11/2012	<0.001	
1/19/2013	<0.001	
7/18/2013	<0.001	
1/15/2014	<0.001	
7/10/2014	<0.001	
1/15/2015	<0.001	
6/19/2015	<0.001	
1/14/2016	<0.001	
4/20/2016	<0.001	
6/14/2016	5E-05 (J)	
8/9/2016	<0.001	
9/27/2016	<0.001	
11/15/2016	<0.001	
1/11/2017	<0.001	
1/19/2017	<0.001	
1/24/2017	0.0027	
2/28/2017	<0.001	
4/20/2017	<0.001	
7/18/2017	<0.001	
1/10/2018	<0.001	
7/11/2018	<0.001	
1/29/2019	<0.001	
3/26/2019	<0.001	
9/10/2019	0.00035 (J)	
3/31/2020	<0.001	
9/15/2020	<0.001	
3/17/2021	<0.001	
8/19/2021	<0.001	
2/22/2022		<0.001
8/2/2022		<0.001

Prediction Limit

Constituent: Arsenic (mg/L) Analysis Run 10/28/2022 4:14 PM View: PL's Intrawell Appendix I
Plant McIntosh Client: Southern Company Data: McIntosh LF4 CCR

	GWC-1	GWC-1
8/25/2004	<0.001	
9/11/2004	<0.001	
9/26/2004	<0.001	
7/11/2005	<0.001	
12/7/2005	<0.001	
6/22/2006	<0.001	
11/28/2006	<0.001	
7/6/2007	<0.001	
12/13/2007	<0.001	
6/20/2008	<0.001	
12/7/2008	<0.001	
7/9/2009	<0.001	
12/28/2009	<0.001	
6/22/2010	<0.001	
1/4/2011	<0.001	
7/9/2011	<0.001	
1/21/2012	<0.001	
7/11/2012	<0.001	
1/20/2013	<0.001	
7/19/2013	<0.001	
1/15/2014	<0.001	
7/11/2014	<0.001	
1/16/2015	<0.001	
6/20/2015	<0.001	
1/16/2016	<0.001	
4/20/2016	<0.001	
6/15/2016	<0.001	
8/10/2016	<0.001	
9/27/2016	<0.001	
11/15/2016	<0.001	
1/12/2017	<0.001	
1/23/2017	<0.001	
3/1/2017	<0.001	
4/20/2017	<0.001	
7/19/2017	<0.001	
1/11/2018	<0.001	
7/12/2018	<0.001	
1/30/2019	<0.001	
3/27/2019	<0.001	
9/11/2019	<0.001	
4/1/2020	<0.001	
9/15/2020	<0.001	
3/16/2021	<0.001	
8/18/2021	0.0004 (J)	
2/23/2022		<0.001
8/3/2022		<0.001

Prediction Limit

Constituent: Arsenic (mg/L) Analysis Run 10/28/2022 4:14 PM View: PL's Intrawell Appendix I
Plant McIntosh Client: Southern Company Data: McIntosh LF4 CCR

	GWC-10	GWC-10
8/25/2004	<0.0013	
9/11/2004	<0.0013	
9/26/2004	<0.0013	
10/13/2004	<0.0013	
7/11/2005	<0.0013	
12/7/2005	<0.0013	
6/22/2006	<0.0013	
11/28/2006	<0.0013	
7/6/2007	<0.0013	
12/13/2007	<0.0013	
6/20/2008	<0.0013	
12/7/2008	<0.0013	
7/10/2009	<0.0013	
12/29/2009	<0.0013	
6/22/2010	<0.0013	
1/4/2011	<0.0013	
7/10/2011	<0.0013	
1/21/2012	<0.0013	
7/11/2012	<0.0013	
1/20/2013	<0.0013	
7/19/2013	<0.0013	
1/16/2014	<0.0013	
7/10/2014	<0.0013	
1/16/2015	<0.0013	
6/20/2015	<0.0013	
1/16/2016	<0.0013	
4/21/2016	<0.0013	
6/16/2016	0.0004 (J)	
8/10/2016	<0.0013	
9/27/2016	<0.0013	
11/15/2016	<0.0013	
1/12/2017	0.00077 (J)	
3/1/2017	<0.0013	
4/24/2017	<0.0013	
7/24/2017	<0.0013	
1/11/2018	0.00046 (J)	
7/12/2018	<0.0013	
1/30/2019	<0.0013	
3/27/2019	0.0013	
9/11/2019	0.00082 (J)	
4/1/2020	0.00055 (J)	
9/15/2020	0.00041 (J)	
3/16/2021	0.00069 (J)	
8/18/2021	0.00045 (J)	
2/23/2022		0.00048 (J)
8/3/2022		0.00052 (J)

Prediction Limit

Constituent: Arsenic (mg/L) Analysis Run 10/28/2022 4:14 PM View: PL's Intrawell Appendix I
Plant McIntosh Client: Southern Company Data: McIntosh LF4 CCR

	GWC-11	GWC-11
8/25/2004	<0.005	
9/11/2004	<0.005	
9/26/2004	<0.005	
10/13/2004	<0.005	
7/11/2005	<0.005	
12/7/2005	<0.005	
6/22/2006	<0.005	
11/28/2006	<0.005	
7/6/2007	<0.005	
12/13/2007	<0.005	
6/20/2008	<0.005	
12/7/2008	<0.005	
7/10/2009	<0.005	
12/29/2009	<0.005	
6/22/2010	<0.005	
1/5/2011	<0.005	
7/9/2011	<0.005	
1/21/2012	<0.005	
7/11/2012	<0.005	
1/19/2013	<0.005	
7/19/2013	<0.005	
1/15/2014	<0.005	
7/11/2014	<0.005	
1/16/2015	<0.005	
6/20/2015	<0.005	
1/14/2016	<0.005	
4/20/2016	0.00117 (J)	
6/15/2016	0.0013 (J)	
8/10/2016	0.0013	
9/27/2016	0.0011 (J)	
11/15/2016	0.001 (J)	
1/12/2017	0.0016	
3/1/2017	0.00092 (J)	
4/24/2017	0.0011 (J)	
7/24/2017	0.00086 (J)	
1/11/2018	0.0012 (J)	
7/12/2018	0.001 (J)	
1/30/2019	0.0015 (J)	
3/27/2019	0.0013	
9/11/2019	0.0017	
4/2/2020	0.0014	
9/15/2020	0.0011	
3/17/2021	0.0014	
8/18/2021	0.0013	
2/23/2022		0.0013
8/2/2022		0.0013

Prediction Limit

Constituent: Arsenic (mg/L) Analysis Run 10/28/2022 4:14 PM View: PL's Intrawell Appendix I
Plant McIntosh Client: Southern Company Data: McIntosh LF4 CCR

	GWC-12	GWC-12
8/25/2004	<0.001	
9/11/2004	<0.001	
9/26/2004	<0.001	
10/13/2004	<0.001	
7/11/2005	<0.001	
12/7/2005	<0.001	
6/22/2006	<0.001	
11/28/2006	<0.001	
7/6/2007	<0.001	
12/13/2007	<0.001	
6/20/2008	<0.001	
12/7/2008	<0.001	
7/10/2009	<0.001	
12/28/2009	<0.001	
6/22/2010	<0.001	
1/4/2011	<0.001	
7/9/2011	<0.001	
1/20/2012	<0.001	
7/11/2012	<0.001	
1/19/2013	<0.001	
7/18/2013	<0.001	
1/15/2014	<0.001	
7/11/2014	<0.001	
1/15/2015	<0.001	
6/19/2015	<0.001	
1/16/2016	<0.001	
4/20/2016	<0.001	
6/15/2016	<0.001	
8/10/2016	<0.001	
9/27/2016	<0.001	
11/15/2016	<0.001	
1/12/2017	0.00062 (J)	
3/1/2017	<0.001	
4/20/2017	<0.001	
7/20/2017	0.00053 (J)	
1/11/2018	<0.001	
7/12/2018	<0.001	
1/30/2019	<0.001	
3/27/2019	0.0011	
9/11/2019	0.00032 (J)	
4/1/2020	<0.001	
9/16/2020	<0.001	
3/16/2021	<0.001	
8/18/2021	<0.001	
2/23/2022		<0.001
8/3/2022		<0.001

Prediction Limit

Constituent: Arsenic (mg/L) Analysis Run 10/28/2022 4:14 PM View: PL's Intrawell Appendix I
Plant McIntosh Client: Southern Company Data: McIntosh LF4 CCR

	GWC-17	GWC-17
12/8/2015	<0.001	
12/14/2015	<0.001	
12/28/2015	<0.001	
1/13/2016	<0.001	
1/26/2016	<0.001	
4/20/2016	<0.001	
6/15/2016	0.00015 (J)	
8/9/2016	<0.001	
9/27/2016	<0.001	
11/15/2016	<0.001	
1/11/2017	<0.001	
3/1/2017	<0.001	
4/20/2017	<0.001	
7/19/2017	0.00047 (J)	
1/11/2018	<0.001	
7/11/2018	<0.001	
1/29/2019	<0.001	
3/27/2019	0.00097	
9/11/2019	0.00038 (J)	
4/1/2020	<0.001	
9/15/2020	<0.001	
3/16/2021	<0.001	
8/19/2021	<0.001	
2/22/2022		<0.001
8/2/2022		<0.001

Prediction Limit

Constituent: Arsenic (mg/L) Analysis Run 10/28/2022 4:14 PM View: PL's Intrawell Appendix I
Plant McIntosh Client: Southern Company Data: McIntosh LF4 CCR

	GWC-18	GWC-18
12/8/2015	<0.0013	
12/14/2015	<0.0013	
12/28/2015	<0.0013	
1/14/2016	<0.0013	
1/26/2016	<0.0013	
4/19/2016	0.00112 (J)	
6/16/2016	0.0011 (J)	
8/11/2016	0.001 (J)	
9/28/2016	0.00062 (J)	
11/16/2016	0.00046 (J)	
1/11/2017	0.00093 (J)	
3/1/2017	0.0006 (J)	
4/25/2017	0.0011 (J)	
7/25/2017	0.001 (J)	
1/12/2018	0.00095 (J)	
7/11/2018	0.0007 (J)	
1/30/2019	<0.0013	
3/27/2019	0.0019	
9/11/2019	0.0012	
4/1/2020	0.00067	
9/15/2020	0.00076 (J)	
3/17/2021	0.00072 (J)	
8/19/2021	0.00059 (J)	
2/23/2022		0.00098 (J)
8/2/2022		0.0009 (J)

Prediction Limit

Constituent: Arsenic (mg/L) Analysis Run 10/28/2022 4:14 PM View: PL's Intrawell Appendix I
Plant McIntosh Client: Southern Company Data: McIntosh LF4 CCR

	GWC-19	GWC-19
12/8/2015	<0.001	
12/15/2015	<0.001	
12/28/2015	<0.001	
1/14/2016	<0.001	
1/26/2016	<0.001	
4/19/2016	<0.001	
6/16/2016	0.00026 (J)	
8/10/2016	<0.001	
9/28/2016	<0.001	
11/15/2016	<0.001	
1/16/2017	0.00067 (J)	
3/1/2017	<0.001	
4/25/2017	<0.001	
7/25/2017	<0.001	
1/12/2018	<0.001	
7/11/2018	<0.001	
1/29/2019	<0.001	
3/27/2019	<0.001	
9/11/2019	0.00057 (J)	
4/1/2020	<0.001	
9/16/2020	<0.001	
3/16/2021	<0.001	
8/19/2021	<0.001	
2/23/2022		0.00028 (J)
8/3/2022		<0.001

Prediction Limit

Constituent: Arsenic (mg/L) Analysis Run 10/28/2022 4:14 PM View: PL's Intrawell Appendix I
Plant McIntosh Client: Southern Company Data: McIntosh LF4 CCR

	GWC-20	GWC-20
12/9/2015	<0.001	
12/14/2015	<0.001	
12/29/2015	<0.001	
1/14/2016	<0.001	
1/25/2016	<0.001	
4/21/2016	<0.001	
6/16/2016	0.00014 (J)	
8/10/2016	<0.001	
9/27/2016	<0.001	
11/15/2016	<0.001	
1/13/2017	<0.001	
3/1/2017	<0.001	
4/25/2017	0.00046 (J)	
7/25/2017	<0.001	
1/12/2018	<0.001	
7/11/2018	<0.001	
1/29/2019	<0.001	
3/27/2019	<0.001	
9/11/2019	0.00066 (J)	
4/1/2020	<0.001	
9/15/2020	<0.001	
3/16/2021	<0.001	
8/19/2021	<0.001	
2/22/2022		<0.001
8/3/2022		<0.001

Prediction Limit

Constituent: Arsenic (mg/L) Analysis Run 10/28/2022 4:14 PM View: PL's Intrawell Appendix I
Plant McIntosh Client: Southern Company Data: McIntosh LF4 CCR

	GWC-21	GWC-21
12/9/2015	<0.001	
12/14/2015	<0.001	
12/29/2015	0.0022 (J)	
1/14/2016	0.002 (J)	
1/25/2016	<0.001	
4/21/2016	<0.001	
6/16/2016	0.00046 (J)	
8/10/2016	<0.001	
9/27/2016	0.00084 (J)	
11/15/2016	<0.001	
1/12/2017	<0.001	
3/1/2017	<0.001	
4/24/2017	<0.001	
7/25/2017	<0.001	
1/11/2018	<0.001	
7/11/2018	<0.001	
1/30/2019	<0.001	
3/27/2019	0.00074	
9/11/2019	0.00064 (J)	
4/1/2020	<0.001	
9/15/2020	<0.001	
3/17/2021	<0.001	
8/19/2021	<0.001	
2/23/2022		<0.001
8/4/2022		<0.001

Prediction Limit

Constituent: Arsenic (mg/L) Analysis Run 10/28/2022 4:14 PM View: PL's Intrawell Appendix I
Plant McIntosh Client: Southern Company Data: McIntosh LF4 CCR

	GWC-23	GWC-23
6/16/2016	0.00043 (J)	
8/10/2016	0.0021	
9/28/2016	0.0011 (J)	
11/16/2016	0.0011 (J)	
1/17/2017	0.00064 (J)	
3/2/2017	<0.001	
4/25/2017	0.0007 (J)	
7/13/2017	<0.001	
7/25/2017	<0.001	
1/12/2018	<0.001	
7/12/2018	<0.001	
1/30/2019	<0.001	
3/27/2019	0.00079	
9/11/2019	0.00051 (J)	
4/1/2020	<0.001	
9/15/2020	<0.001	
3/17/2021	<0.001	
8/19/2021	<0.001	
2/23/2022		<0.001
8/4/2022		0.00053 (J)

Prediction Limit

Constituent: Arsenic (mg/L) Analysis Run 10/28/2022 4:14 PM View: PL's Intrawell Appendix I
Plant McIntosh Client: Southern Company Data: McIntosh LF4 CCR

	GWC-9	GWC-9
8/25/2004	<0.001	
9/11/2004	<0.001	
9/26/2004	<0.001	
10/13/2004	<0.001	
7/11/2005	<0.001	
12/7/2005	<0.001	
6/22/2006	<0.001	
11/28/2006	<0.001	
7/6/2007	<0.001	
12/13/2007	<0.001	
6/20/2008	<0.001	
12/7/2008	<0.001	
7/9/2009	<0.001	
12/29/2009	<0.001	
6/22/2010	<0.001	
1/5/2011	<0.001	
7/9/2011	<0.001	
1/21/2012	<0.001	
7/11/2012	<0.001	
1/19/2013	<0.001	
7/18/2013	<0.001	
1/15/2014	<0.001	
7/10/2014	<0.001	
1/16/2015	<0.001	
6/20/2015	<0.001	
1/14/2016	<0.001	
4/19/2016	<0.001	
6/15/2016	<0.001	
8/10/2016	<0.001	
9/27/2016	<0.001	
11/15/2016	<0.001	
1/13/2017	0.00055 (J)	
3/1/2017	<0.001	
4/24/2017	<0.001	
7/24/2017	<0.001	
1/12/2018	<0.001	
7/12/2018	<0.001	
1/30/2019	<0.001	
3/27/2019	0.00073	
9/11/2019	0.00044 (J)	
4/1/2020	<0.001	
9/16/2020	<0.001	
3/17/2021	<0.001	
8/19/2021	<0.001	
2/23/2022		<0.001
8/3/2022		<0.001

Prediction Limit

Constituent: Barium (mg/L) Analysis Run 10/28/2022 4:14 PM View: PL's Intrawell Appendix I
Plant McIntosh Client: Southern Company Data: McIntosh LF4 CCR

	GWA-13	GWA-13
12/7/2015	0.015	
12/15/2015	0.015	
12/29/2015	0.016	
1/13/2016	0.017	
1/25/2016	0.017	
4/20/2016	0.0144	
6/14/2016	0.015	
8/9/2016	0.013	
9/27/2016	0.015	
11/15/2016	0.015	
1/12/2017	0.012	
2/28/2017	0.016	
4/20/2017	0.015	
7/18/2017	0.015	
1/10/2018	0.015	
7/11/2018	0.015	
1/29/2019	0.019	
3/26/2019	0.016	
9/10/2019	0.03	
3/31/2020	0.015	
9/15/2020	0.014	
3/16/2021	0.018	
8/18/2021	0.018	
2/22/2022		0.019
8/2/2022		0.016

Prediction Limit

Constituent: Barium (mg/L) Analysis Run 10/28/2022 4:14 PM View: PL's Intrawell Appendix I
Plant McIntosh Client: Southern Company Data: McIntosh LF4 CCR

	GWA-14	GWA-14
12/7/2015	0.018	
12/15/2015	0.017	
12/29/2015	0.018	
1/13/2016	0.018	
1/25/2016	0.018	
4/20/2016	0.0143	
6/14/2016	0.012	
8/9/2016	0.011	
9/27/2016	0.01	
11/15/2016	0.012	
1/11/2017	0.011	
2/28/2017	0.011	
4/20/2017	0.011	
7/19/2017	0.012	
1/11/2018	0.012	
7/11/2018	0.012	
1/29/2019	0.013	
3/26/2019	0.012	
9/10/2019	0.016	
4/1/2020	0.013	
9/15/2020	0.012	
3/16/2021	0.013	
8/17/2021	0.014	
2/22/2022		0.014
8/2/2022		0.014

Prediction Limit

Constituent: Barium (mg/L) Analysis Run 10/28/2022 4:14 PM View: PL's Intrawell Appendix I
Plant McIntosh Client: Southern Company Data: McIntosh LF4 CCR

	GWA-15	GWA-15
12/7/2015	0.027	
12/15/2015	0.028	
12/28/2015	0.026	
1/13/2016	0.026	
1/25/2016	0.027	
4/21/2016	0.0262	
6/15/2016	0.024	
8/9/2016	0.023	
9/27/2016	0.023	
11/15/2016	0.023	
1/11/2017	0.022	
2/28/2017	0.023	
4/20/2017	0.024	
7/19/2017	0.025	
1/11/2018	0.023	
7/11/2018	0.025	
1/29/2019	0.027	
3/26/2019	0.028	
9/11/2019	0.023	
4/1/2020	0.026	
9/15/2020	0.023	
3/17/2021	0.028	
8/19/2021	0.022	
2/22/2022		0.026
8/2/2022		0.023

Prediction Limit

Constituent: Barium (mg/L) Analysis Run 10/28/2022 4:14 PM View: PL's Intrawell Appendix I
Plant McIntosh Client: Southern Company Data: McIntosh LF4 CCR

	GWA-16	GWA-16
12/7/2015	0.027	
12/14/2015	0.028	
12/28/2015	0.029	
1/13/2016	0.028	
1/25/2016	0.027	
4/20/2016	0.0259	
6/15/2016	0.024	
8/9/2016	0.023	
9/27/2016	0.021	
11/15/2016	0.023	
1/11/2017	0.021	
3/1/2017	0.022	
4/20/2017	0.022	
7/19/2017	0.024	
1/11/2018	0.022	
7/11/2018	0.023	
1/29/2019	0.026	
3/26/2019	0.023	
9/10/2019	0.039	
4/1/2020	0.022	
9/15/2020	0.024	
3/16/2021	0.025	
8/17/2021	0.024	
2/22/2022		0.026
8/2/2022		0.029

Prediction Limit

Constituent: Barium (mg/L) Analysis Run 10/28/2022 4:14 PM View: PL's Intrawell Appendix I
Plant McIntosh Client: Southern Company Data: McIntosh LF4 CCR

	GWA-2	GWA-2
8/25/2004	0.018	
9/11/2004	0.019	
9/26/2004	0.02	
10/13/2004	0.017	
7/11/2005	0.012	
12/7/2005	0.014	
6/22/2006	0.018	
11/28/2006	0.015	
7/6/2007	0.014	
12/13/2007	0.014	
6/20/2008	0.018	
12/7/2008	0.013	
7/9/2009	0.019	
12/28/2009	0.012	
6/22/2010	0.02	
1/4/2011	0.02	
7/9/2011	0.028	
1/21/2012	0.026	
7/11/2012	0.038	
1/20/2013	0.025	
7/19/2013	0.018	
1/15/2014	0.026	
7/11/2014	0.029	
1/16/2015	0.021	
6/20/2015	0.031	
1/16/2016	0.031	
4/19/2016	0.0305	
6/14/2016	0.03	
8/9/2016	0.032	
9/26/2016	0.031	
11/15/2016	0.033	
1/10/2017	0.031	
2/28/2017	0.033	
4/19/2017	0.032	
7/17/2017	0.033	
1/10/2018	0.034	
7/11/2018	0.035	
1/29/2019	0.034	
3/27/2019	0.03	
9/11/2019	0.034	
4/1/2020	0.037	
9/15/2020	0.036	
3/16/2021	0.035	
8/17/2021	0.037	
2/22/2022		0.038
8/2/2022		0.032

Prediction Limit

Constituent: Barium (mg/L) Analysis Run 10/28/2022 4:14 PM View: PL's Intrawell Appendix I
Plant McIntosh Client: Southern Company Data: McIntosh LF4 CCR

	GWA-3	GWA-3
8/25/2004	0.025	
9/11/2004	0.015	
9/26/2004	0.017	
10/13/2004	0.017	
7/11/2005	0.012	
12/7/2005	0.012	
6/22/2006	0.016	
11/28/2006	0.017	
7/6/2007	0.1 (O)	
12/13/2007	0.01	
6/20/2008	0.026	
12/7/2008	0.097 (O)	
7/9/2009	0.01	
12/28/2009	0.0091	
6/22/2010	0.011	
1/5/2011	0.21 (O)	
7/9/2011	0.035	
1/20/2012	0.021	
7/11/2012	0.009	
1/19/2013	0.01	
7/18/2013	0.014	
1/15/2014	0.016	
7/11/2014	0.016	
1/15/2015	0.014	
6/19/2015	0.013	
1/16/2016	0.021	
4/19/2016	0.0217	
6/14/2016	0.024	
8/9/2016	0.023	
9/27/2016	0.016	
11/14/2016	0.014	
1/10/2017	0.015	
2/28/2017	0.017	
4/19/2017	0.013	
7/18/2017	0.012	
1/10/2018	0.016	
7/11/2018	0.015	
1/29/2019	0.017	
3/27/2019	0.014	
9/11/2019	0.015	
4/1/2020	0.014	
9/15/2020	0.015	
3/16/2021	0.015	
8/17/2021	0.015	
2/22/2022		0.015
8/2/2022		0.012

Prediction Limit

Constituent: Barium (mg/L) Analysis Run 10/28/2022 4:14 PM View: PL's Intrawell Appendix I
Plant McIntosh Client: Southern Company Data: McIntosh LF4 CCR

	GWA-4A	GWA-4A
8/25/2004	0.0096	
9/11/2004	0.024	
9/26/2004	0.027	
10/13/2004	0.022	
7/11/2005	0.029	
12/7/2005	0.023	
6/22/2006	0.026	
11/28/2006	0.039	
7/6/2007	0.037	
12/13/2007	0.029	
6/20/2008	0.037	
12/7/2008	0.025	
7/9/2009	0.028	
12/30/2009	0.017	
6/22/2010	0.032	
1/4/2011	0.02	
7/10/2011	0.032	
1/21/2012	0.026	
7/11/2012	0.023	
1/20/2013	0.011	
7/19/2013	0.018	
1/16/2014	0.015	
7/10/2014	0.025	
1/16/2015	0.022	
6/20/2015	0.015	
1/14/2016	0.016	
4/20/2016	0.0234	
6/14/2016	0.019	
8/11/2016	0.024	
9/27/2016	0.035	
11/14/2016	0.034	
1/10/2017	0.021	
2/28/2017	0.021	
4/20/2017	0.019	
7/18/2017	0.018	
1/10/2018	0.021	
7/11/2018	0.029	
1/29/2019	0.025	
3/26/2019	0.023	
9/10/2019	0.026	
3/31/2020	0.017	
9/16/2020	0.016	
3/17/2021	0.014	
8/19/2021	0.013	
2/23/2022		0.015
8/3/2022		0.032

Prediction Limit

Constituent: Barium (mg/L) Analysis Run 10/28/2022 4:14 PM View: PL's Intrawell Appendix I
Plant McIntosh Client: Southern Company Data: McIntosh LF4 CCR

	GWA-5	GWA-5
8/25/2004	0.016	
9/11/2004	0.02	
9/26/2004	0.016	
10/13/2004	0.014	
7/11/2005	0.014	
12/7/2005	0.014	
6/22/2006	0.019	
11/28/2006	0.016	
7/6/2007	0.018	
12/13/2007	0.015	
6/20/2008	0.018	
12/7/2008	0.016	
7/9/2009	0.019	
12/29/2009	0.02	
6/22/2010	0.027	
1/4/2011	0.025	
7/9/2011	0.022	
1/21/2012	0.024	
7/11/2012	0.024	
1/19/2013	0.026	
7/18/2013	0.024	
1/15/2014	0.026	
7/10/2014	0.036	
1/15/2015	0.035	
6/19/2015	0.066	
1/14/2016	0.059	
4/20/2016	0.0553	
6/14/2016	0.035	
8/9/2016	0.035	
9/27/2016	0.038	
11/15/2016	0.039	
1/11/2017	0.037	
1/19/2017	0.079	
1/24/2017	0.42 (o)	
2/28/2017	0.042	
4/20/2017	0.04	
7/18/2017	0.04	
1/10/2018	0.048	
7/11/2018	0.044	
1/29/2019	0.05	
3/26/2019	0.046	
9/10/2019	0.044	
3/31/2020	0.044	
9/15/2020	0.041	
3/17/2021	0.04	
8/19/2021	0.038	
2/22/2022		0.041
8/2/2022		0.043

Prediction Limit

Constituent: Barium (mg/L) Analysis Run 10/28/2022 4:14 PM View: PL's Intrawell Appendix I
Plant McIntosh Client: Southern Company Data: McIntosh LF4 CCR

	GWC-1	GWC-1
8/25/2004	0.02	
9/11/2004	0.021	
9/26/2004	0.019	
7/11/2005	0.017	
12/7/2005	0.018	
6/22/2006	0.018	
11/28/2006	0.026	
7/6/2007	0.014	
12/13/2007	0.013	
6/20/2008	0.019	
12/7/2008	0.019	
7/9/2009	0.029	
12/28/2009	0.039	
6/22/2010	0.032	
1/4/2011	0.024	
7/9/2011	0.034	
1/21/2012	0.022	
7/11/2012	0.023	
1/20/2013	0.027	
7/19/2013	0.037	
1/15/2014	0.032	
7/11/2014	0.034	
1/16/2015	0.032	
6/20/2015	0.037	
1/16/2016	0.051	
4/20/2016	0.0554	
6/15/2016	0.046	
8/10/2016	0.042	
9/27/2016	0.042	
11/15/2016	0.042	
1/12/2017	0.046	
1/23/2017	0.023	
3/1/2017	0.048	
4/20/2017	0.046	
7/19/2017	0.045	
1/11/2018	0.046	
7/12/2018	0.045	
1/30/2019	0.05	
3/27/2019	0.045	
9/11/2019	0.038	
4/1/2020	0.041	
9/15/2020	0.038	
3/16/2021	0.039	
8/18/2021	0.034	
2/23/2022		0.039
8/3/2022		0.029

Prediction Limit

Constituent: Barium (mg/L) Analysis Run 10/28/2022 4:14 PM View: PL's Intrawell Appendix I
Plant McIntosh Client: Southern Company Data: McIntosh LF4 CCR

	GWC-10	GWC-10
8/25/2004	0.036	
9/11/2004	0.036	
9/26/2004	0.035	
10/13/2004	0.035	
7/11/2005	0.017	
12/7/2005	0.017	
6/22/2006	0.015	
11/28/2006	0.032	
7/6/2007	0.03	
12/13/2007	0.039	
6/20/2008	0.038	
12/7/2008	0.034	
7/10/2009	0.032	
12/29/2009	0.03	
6/22/2010	0.024	
1/4/2011	0.017	
7/10/2011	0.03	
1/21/2012	0.022	
7/11/2012	0.025	
1/20/2013	0.029	
7/19/2013	0.02	
1/16/2014	0.022	
7/10/2014	0.018	
1/16/2015	0.019	
6/20/2015	0.021	
1/16/2016	0.019	
4/21/2016	0.0178	
6/16/2016	0.022	
8/10/2016	0.015	
9/27/2016	0.014	
11/15/2016	0.015	
1/12/2017	0.015	
3/1/2017	0.017	
4/24/2017	0.014	
7/24/2017	0.015	
1/11/2018	0.013	
7/12/2018	0.024	
1/30/2019	0.023	
3/27/2019	0.019	
9/11/2019	0.021	
4/1/2020	0.035	
9/15/2020	0.023	
3/16/2021	0.019	
8/18/2021	0.018	
2/23/2022		0.018
8/3/2022		0.017

Prediction Limit

Constituent: Barium (mg/L) Analysis Run 10/28/2022 4:14 PM View: PL's Intrawell Appendix I
Plant McIntosh Client: Southern Company Data: McIntosh LF4 CCR

	GWC-11	GWC-11
8/25/2004	0.018	
9/11/2004	0.022	
9/26/2004	0.022	
10/13/2004	0.017	
7/11/2005	0.015	
12/7/2005	0.012	
6/22/2006	0.012	
11/28/2006	0.013	
7/6/2007	0.012	
12/13/2007	0.013	
6/20/2008	0.026	
12/7/2008	0.093 (O)	
7/10/2009	0.013	
12/29/2009	0.012	
6/22/2010	0.014	
1/5/2011	0.011	
7/9/2011	0.012	
1/21/2012	0.017	
7/11/2012	0.015	
1/19/2013	0.013	
7/19/2013	0.012	
1/15/2014	0.012	
7/11/2014	0.012	
1/16/2015	0.011	
6/20/2015	0.013	
1/14/2016	0.016	
4/20/2016	0.0113	
6/15/2016	0.013	
8/10/2016	0.01	
9/27/2016	0.01	
11/15/2016	0.011	
1/12/2017	0.01	
3/1/2017	0.011	
4/24/2017	0.01	
7/24/2017	0.0089	
1/11/2018	0.01	
7/12/2018	0.016	
1/30/2019	0.014 (J)	
3/27/2019	0.013	
9/11/2019	0.011	
4/2/2020	0.011	
9/15/2020	0.015	
3/17/2021	0.016	
8/18/2021	0.011	
2/23/2022		0.01
8/2/2022		0.011

Prediction Limit

Constituent: Barium (mg/L) Analysis Run 10/28/2022 4:14 PM View: PL's Intrawell Appendix I
Plant McIntosh Client: Southern Company Data: McIntosh LF4 CCR

	GWC-12	GWC-12
8/25/2004	0.014	
9/11/2004	0.014	
9/26/2004	0.014	
10/13/2004	0.013	
7/11/2005	0.011	
12/7/2005	0.012	
6/22/2006	0.012	
11/28/2006	0.011	
7/6/2007	0.014	
12/13/2007	0.011	
6/20/2008	0.011	
12/7/2008	0.01	
7/10/2009	0.011	
12/28/2009	0.011	
6/22/2010	0.011	
1/4/2011	0.013	
7/9/2011	0.015	
1/20/2012	0.013	
7/11/2012	0.015	
1/19/2013	0.014	
7/18/2013	0.013	
1/15/2014	0.013	
7/11/2014	0.016	
1/15/2015	0.012	
6/19/2015	0.015	
1/16/2016	0.013	
4/20/2016	0.0114	
6/15/2016	0.0095 (J)	
8/10/2016	0.0094	
9/27/2016	0.011	
11/15/2016	0.0096	
1/12/2017	0.01	
3/1/2017	0.011	
4/20/2017	0.01	
7/20/2017	0.011	
1/11/2018	0.01	
7/12/2018	0.011	
1/30/2019	0.011 (J)	
3/27/2019	0.0099	
9/11/2019	0.01	
4/1/2020	0.0097 (J)	
9/16/2020	0.011	
3/16/2021	0.01	
8/18/2021	0.01	
2/23/2022		0.01
8/3/2022		0.011

Prediction Limit

Constituent: Barium (mg/L) Analysis Run 10/28/2022 4:14 PM View: PL's Intrawell Appendix I
Plant McIntosh Client: Southern Company Data: McIntosh LF4 CCR

	GWC-17	GWC-17
12/8/2015	0.021	
12/14/2015	0.021	
12/28/2015	0.02	
1/13/2016	0.019	
1/26/2016	0.019	
4/20/2016	0.0188	
6/15/2016	0.017	
8/9/2016	0.018	
9/27/2016	0.016	
11/15/2016	0.017	
1/11/2017	0.017	
3/1/2017	0.017	
4/20/2017	0.016	
7/19/2017	0.017	
1/11/2018	0.017	
7/11/2018	0.017	
1/29/2019	0.02	
3/27/2019	0.017	
9/11/2019	0.021	
4/1/2020	0.019	
9/15/2020	0.018	
3/16/2021	0.017	
8/19/2021	0.017	
2/22/2022		0.019
8/2/2022		0.017

Prediction Limit

Constituent: Barium (mg/L) Analysis Run 10/28/2022 4:14 PM View: PL's Intrawell Appendix I
Plant McIntosh Client: Southern Company Data: McIntosh LF4 CCR

	GWC-18	GWC-18
12/8/2015	0.053	
12/14/2015	0.049	
12/28/2015	0.048	
1/14/2016	0.048	
1/26/2016	0.044	
4/19/2016	0.0308	
6/16/2016	0.029	
8/11/2016	0.023	
9/28/2016	0.024	
11/16/2016	0.022	
1/11/2017	0.017	
3/1/2017	0.02	
4/25/2017	0.02	
7/25/2017	0.017	
1/12/2018	0.015	
7/11/2018	0.013	
1/30/2019	0.02	
3/27/2019	0.014	
9/11/2019	0.018	
4/1/2020	0.013	
9/15/2020	0.014	
3/17/2021	0.013	
8/19/2021	0.013	
2/23/2022		0.012
8/2/2022		0.013

Prediction Limit

Constituent: Barium (mg/L) Analysis Run 10/28/2022 4:14 PM View: PL's Intrawell Appendix I
Plant McIntosh Client: Southern Company Data: McIntosh LF4 CCR

	GWC-19	GWC-19
12/8/2015	0.057	
12/15/2015	0.052	
12/28/2015	0.041	
1/14/2016	0.038	
1/26/2016	0.034	
4/19/2016	0.023	
6/16/2016	0.017	
8/10/2016	0.013	
9/28/2016	0.013	
11/15/2016	0.013	
1/16/2017	0.014	
3/1/2017	0.017	
4/25/2017	0.015	
7/25/2017	0.012	
1/12/2018	0.014	
7/11/2018	0.018	
1/29/2019	0.016	
3/27/2019	0.013	
9/11/2019	0.015	
4/1/2020	0.013	
9/16/2020	0.012	
3/16/2021	0.0099 (J)	
8/19/2021	0.0095 (J)	
2/23/2022		0.01
8/3/2022		0.011

Prediction Limit

Constituent: Barium (mg/L) Analysis Run 10/28/2022 4:14 PM View: PL's Intrawell Appendix I
Plant McIntosh Client: Southern Company Data: McIntosh LF4 CCR

	GWC-20	GWC-20
12/9/2015	0.039	
12/14/2015	0.045	
12/29/2015	0.045	
1/14/2016	0.034	
1/25/2016	0.038	
4/21/2016	0.0325	
6/16/2016	0.027	
8/10/2016	0.025	
9/27/2016	0.023	
11/15/2016	0.022	
1/13/2017	0.021	
3/1/2017	0.021	
4/25/2017	0.02	
7/25/2017	0.02	
1/12/2018	0.021	
7/11/2018	0.021	
1/29/2019	0.017	
3/27/2019	0.018	
9/11/2019	0.021	
4/1/2020	0.016	
9/15/2020	0.021	
3/16/2021	0.016	
8/19/2021	0.017	
2/22/2022		0.018
8/3/2022		0.018

Prediction Limit

Constituent: Barium (mg/L) Analysis Run 10/28/2022 4:14 PM View: PL's Intrawell Appendix I
Plant McIntosh Client: Southern Company Data: McIntosh LF4 CCR

	GWC-21	GWC-21
12/9/2015	0.024	
12/14/2015	0.027	
12/29/2015	0.027	
1/14/2016	0.025	
1/25/2016	0.023	
4/21/2016	0.0165	
6/16/2016	0.018	
8/10/2016	0.014	
9/27/2016	0.018	
11/15/2016	0.015	
1/12/2017	0.014	
3/1/2017	0.015	
4/24/2017	0.015	
7/25/2017	0.015	
1/11/2018	0.016	
7/11/2018	0.017	
1/30/2019	0.017	
3/27/2019	0.016	
9/11/2019	0.019	
4/1/2020	0.018	
9/15/2020	0.021	
3/17/2021	0.019	
8/19/2021	0.018	
2/23/2022		0.02
8/4/2022		0.022

Prediction Limit

Constituent: Barium (mg/L) Analysis Run 10/28/2022 4:14 PM View: PL's Intrawell Appendix I
Plant McIntosh Client: Southern Company Data: McIntosh LF4 CCR

	GWC-23	GWC-23
6/16/2016	0.057	
8/10/2016	0.072	
9/28/2016	0.076	
11/16/2016	0.057	
1/17/2017	0.049	
3/2/2017	0.067	
4/25/2017	0.049	
7/13/2017	0.04	
7/25/2017	0.038	
1/12/2018	0.037	
7/12/2018	0.037	
1/30/2019	0.034	
3/27/2019	0.027	
9/11/2019	0.023	
4/1/2020	0.024	
9/15/2020	0.024	
3/17/2021	0.024	
8/19/2021	0.019	
2/23/2022		0.024
8/4/2022		0.017

Prediction Limit

Constituent: Barium (mg/L) Analysis Run 10/28/2022 4:14 PM View: PL's Intrawell Appendix I
Plant McIntosh Client: Southern Company Data: McIntosh LF4 CCR

	GWC-9	GWC-9
8/25/2004	0.029	
9/11/2004	0.031	
9/26/2004	0.03	
10/13/2004	0.024	
7/11/2005	0.022	
12/7/2005	0.032	
6/22/2006	0.026	
11/28/2006	0.02	
7/6/2007	0.018	
12/13/2007	0.017	
6/20/2008	0.018	
12/7/2008	0.016	
7/9/2009	0.019	
12/29/2009	0.02	
6/22/2010	0.022	
1/5/2011	0.021	
7/9/2011	0.021	
1/21/2012	0.021	
7/11/2012	0.021	
1/19/2013	0.024	
7/18/2013	0.024	
1/15/2014	0.022	
7/10/2014	0.023	
1/16/2015	0.015	
6/20/2015	0.024	
1/14/2016	0.026	
4/19/2016	0.0274	
6/15/2016	0.024	
8/10/2016	0.031	
9/27/2016	0.029	
11/15/2016	0.029	
1/13/2017	0.025	
3/1/2017	0.03	
4/24/2017	0.024	
7/24/2017	0.026	
1/12/2018	0.027	
7/12/2018	0.031	
1/30/2019	0.032	
3/27/2019	0.023	
9/11/2019	0.029	
4/1/2020	0.021	
9/16/2020	0.033	
3/17/2021	0.041	
8/19/2021	0.024	
2/23/2022		0.026
8/3/2022		0.03

Prediction Limit

Constituent: Beryllium (mg/L) Analysis Run 10/28/2022 4:14 PM View: PL's IntraWell Appendix I
Plant McIntosh Client: Southern Company Data: McIntosh LF4 CCR

	GWA-13	GWA-13
12/7/2015	<0.0025	
12/15/2015	<0.0025	
1/13/2016	<0.0025	
1/25/2016	<0.0025	
4/20/2016	<0.0025	
6/14/2016	7.1E-05 (J)	
8/9/2016	<0.0025	
9/27/2016	<0.0025	
11/15/2016	<0.0025	
1/12/2017	<0.0025	
2/28/2017	<0.0025	
4/20/2017	<0.0025	
7/18/2017	<0.0025	
1/10/2018	<0.0025	
7/11/2018	<0.0025	
1/29/2019	<0.0025	
3/26/2019	<0.0025	
9/10/2019	0.0008 (J)	
3/31/2020	<0.0025	
9/15/2020	<0.0025	
3/16/2021	0.0002 (J)	
8/18/2021	<0.0025	
2/22/2022		<0.0025
8/2/2022		<0.0025

Prediction Limit

Constituent: Beryllium (mg/L) Analysis Run 10/28/2022 4:14 PM View: PL's IntraWell Appendix I
Plant McIntosh Client: Southern Company Data: McIntosh LF4 CCR

	GWA-14	GWA-14
12/7/2015	<0.0025	
12/15/2015	<0.0025	
12/29/2015	<0.0025	
1/13/2016	<0.0025	
1/25/2016	<0.0025	
4/20/2016	<0.0025	
6/14/2016	4.4E-05 (J)	
8/9/2016	<0.0025	
9/27/2016	<0.0025	
11/15/2016	<0.0025	
1/11/2017	<0.0025	
2/28/2017	<0.0025	
4/20/2017	<0.0025	
7/19/2017	<0.0025	
1/11/2018	<0.0025	
7/11/2018	<0.0025	
1/29/2019	<0.0025	
3/26/2019	<0.0025	
9/10/2019	0.00025 (J)	
4/1/2020	<0.0025	
9/15/2020	<0.0025	
3/16/2021	<0.0025	
8/17/2021	<0.0025	
2/22/2022		<0.0025
8/2/2022		<0.0025

Prediction Limit

Constituent: Beryllium (mg/L) Analysis Run 10/28/2022 4:14 PM View: PL's IntraWell Appendix I
Plant McIntosh Client: Southern Company Data: McIntosh LF4 CCR

	GWA-15	GWA-15
12/7/2015	<0.0025	
12/15/2015	<0.0025	
12/28/2015	<0.0025	
1/13/2016	<0.0025	
1/25/2016	<0.0025	
4/21/2016	<0.0025	
6/15/2016	3.8E-05 (J)	
8/9/2016	<0.0025	
9/27/2016	<0.0025	
11/15/2016	<0.0025	
1/11/2017	<0.0025	
2/28/2017	<0.0025	
4/20/2017	<0.0025	
7/19/2017	<0.0025	
1/11/2018	<0.0025	
7/11/2018	<0.0025	
1/29/2019	<0.0025	
3/26/2019	<0.0025	
9/11/2019	<0.0025	
4/1/2020	<0.0025	
9/15/2020	<0.0025	
3/17/2021	<0.0025	
8/19/2021	<0.0025	
2/22/2022		<0.0025
8/2/2022		<0.0025

Prediction Limit

Constituent: Beryllium (mg/L) Analysis Run 10/28/2022 4:14 PM View: PL's IntraWell Appendix I
Plant McIntosh Client: Southern Company Data: McIntosh LF4 CCR

	GWA-16	GWA-16
12/7/2015	<0.0025	
12/14/2015	<0.0025	
12/28/2015	<0.0025	
1/13/2016	<0.0025	
1/25/2016	<0.0025	
4/20/2016	<0.0025	
6/15/2016	0.00011 (J)	
8/9/2016	<0.0025	
9/27/2016	<0.0025	
11/15/2016	<0.0025	
1/11/2017	<0.0025	
3/1/2017	<0.0025	
4/20/2017	<0.0025	
7/19/2017	<0.0025	
1/11/2018	<0.0025	
7/11/2018	<0.0025	
1/29/2019	<0.0025	
3/26/2019	<0.0025	
9/10/2019	0.00036 (J)	
4/1/2020	<0.0025	
9/15/2020	<0.0025	
3/16/2021	<0.0025	
8/17/2021	<0.0025	
2/22/2022		<0.0025
8/2/2022		<0.0025

Prediction Limit

Constituent: Beryllium (mg/L) Analysis Run 10/28/2022 4:14 PM View: PL's Intrawell Appendix I
Plant McIntosh Client: Southern Company Data: McIntosh LF4 CCR

	GWA-2	GWA-2
8/25/2004	<0.0025	
9/11/2004	<0.0025	
9/26/2004	<0.0025	
10/13/2004	<0.0025	
7/11/2005	<0.0025	
12/7/2005	<0.0025	
6/22/2006	<0.0025	
11/28/2006	<0.0025	
7/6/2007	<0.0025	
12/13/2007	<0.0025	
6/20/2008	<0.0025	
12/7/2008	<0.0025	
7/9/2009	<0.0025	
12/28/2009	<0.0025	
6/22/2010	<0.0025	
1/4/2011	<0.0025	
7/9/2011	<0.0025	
1/21/2012	<0.0025	
7/11/2012	<0.0025	
1/20/2013	<0.0025	
7/19/2013	<0.0025	
1/15/2014	0.00011 (J)	
7/11/2014	0.0001 (J)	
1/16/2015	<0.0025	
6/20/2015	<0.0025	
1/16/2016	<0.0025	
4/19/2016	<0.0025	
6/14/2016	6.5E-05 (J)	
8/9/2016	<0.0025	
9/26/2016	<0.0025	
11/15/2016	<0.0025	
1/10/2017	<0.0025	
2/28/2017	<0.0025	
4/19/2017	<0.0025	
7/17/2017	<0.0025	
1/10/2018	<0.0025	
7/11/2018	<0.0025	
1/29/2019	6.3E-05 (J)	
3/27/2019	<0.0025	
9/11/2019	<0.0025	
4/1/2020	<0.0025	
9/15/2020	0.00024 (J)	
3/16/2021	<0.0025	
8/17/2021	0.00018 (J)	
2/22/2022		<0.0025
8/2/2022		<0.0025

Prediction Limit

Constituent: Beryllium (mg/L) Analysis Run 10/28/2022 4:14 PM View: PL's Intrawell Appendix I
Plant McIntosh Client: Southern Company Data: McIntosh LF4 CCR

	GWA-3	GWA-3
8/25/2004	<0.0025	
9/11/2004	<0.0025	
9/26/2004	<0.0025	
10/13/2004	<0.0025	
7/11/2005	<0.0025	
12/7/2005	<0.0025	
6/22/2006	<0.0025	
11/28/2006	<0.0025	
7/6/2007	<0.0025	
12/13/2007	<0.0025	
6/20/2008	<0.0025	
12/7/2008	<0.0025	
7/9/2009	<0.0025	
12/28/2009	<0.0025	
6/22/2010	<0.0025	
1/5/2011	0.0018	
7/9/2011	<0.0025	
1/20/2012	<0.0025	
7/11/2012	<0.0025	
1/19/2013	<0.0025	
7/18/2013	<0.0025	
1/15/2014	<0.0025	
7/11/2014	<0.0025	
1/15/2015	<0.0025	
6/19/2015	<0.0025	
1/16/2016	<0.0025	
4/19/2016	<0.0025	
6/14/2016	3.2E-05 (J)	
8/9/2016	<0.0025	
9/27/2016	<0.0025	
11/14/2016	<0.0025	
1/10/2017	<0.0025	
2/28/2017	<0.0025	
4/19/2017	<0.0025	
7/18/2017	<0.0025	
1/10/2018	<0.0025	
7/11/2018	<0.0025	
1/29/2019	<0.0025	
3/27/2019	<0.0025	
9/11/2019	<0.0025	
4/1/2020	<0.0025	
9/15/2020	<0.0025	
3/16/2021	<0.0025	
8/17/2021	<0.0025	
2/22/2022		<0.0025
8/2/2022		<0.0025

Prediction Limit

Constituent: Beryllium (mg/L) Analysis Run 10/28/2022 4:14 PM View: PL's IntraWell Appendix I
Plant McIntosh Client: Southern Company Data: McIntosh LF4 CCR

	GWA-4A	GWA-4A
8/25/2004	<0.0025	
9/11/2004	<0.0025	
9/26/2004	<0.0025	
10/13/2004	<0.0025	
7/11/2005	<0.0025	
12/7/2005	<0.0025	
6/22/2006	<0.0025	
11/28/2006	<0.0025	
7/6/2007	<0.0025	
12/13/2007	<0.0025	
6/20/2008	<0.0025	
12/7/2008	<0.0025	
7/9/2009	<0.0025	
12/30/2009	<0.0025	
6/22/2010	<0.0025	
1/4/2011	<0.0025	
7/10/2011	<0.0025	
1/21/2012	<0.0025	
7/11/2012	<0.0025	
1/20/2013	<0.0025	
7/19/2013	<0.0025	
1/16/2014	<0.0025	
7/10/2014	0.0001 (J)	
1/16/2015	<0.0025	
6/20/2015	<0.0025	
1/14/2016	<0.0025	
4/20/2016	<0.0025	
6/14/2016	8.7E-05 (J)	
8/11/2016	<0.0025	
9/27/2016	<0.0025	
11/14/2016	<0.0025	
1/10/2017	<0.0025	
2/28/2017	<0.0025	
4/20/2017	<0.0025	
7/18/2017	<0.0025	
1/10/2018	<0.0025	
7/11/2018	<0.0025	
1/29/2019	0.00011 (J)	
3/26/2019	<0.0025	
9/10/2019	0.0006 (J)	
3/31/2020	<0.0025	
9/16/2020	<0.0025	
3/17/2021	<0.0025	
8/19/2021	<0.0025	
2/23/2022		<0.0025
8/3/2022		<0.0025

Prediction Limit

Constituent: Beryllium (mg/L) Analysis Run 10/28/2022 4:14 PM View: PL's Intrawell Appendix I
Plant McIntosh Client: Southern Company Data: McIntosh LF4 CCR

	GWA-5	GWA-5
8/25/2004	<0.0025	
9/11/2004	<0.0025	
9/26/2004	<0.0025	
10/13/2004	<0.0025	
7/11/2005	0.0011	
12/7/2005	<0.0025	
6/22/2006	<0.0025	
11/28/2006	<0.0025	
7/6/2007	<0.0025	
12/13/2007	<0.0025	
6/20/2008	<0.0025	
12/7/2008	<0.0025	
7/9/2009	<0.0025	
12/29/2009	<0.0025	
6/22/2010	<0.0025	
1/4/2011	<0.0025	
7/9/2011	<0.0025	
1/21/2012	<0.0025	
7/11/2012	<0.0025	
1/19/2013	<0.0025	
7/18/2013	<0.0025	
1/15/2014	<0.0025	
7/10/2014	<0.0025	
1/15/2015	<0.0025	
6/19/2015	0.00013 (J)	
1/14/2016	<0.0025	
4/20/2016	<0.0025	
6/14/2016	5.4E-05 (J)	
8/9/2016	<0.0025	
9/27/2016	<0.0025	
11/15/2016	<0.0025	
1/11/2017	<0.0025	
1/19/2017	<0.0025	
1/24/2017	<0.0025	
2/28/2017	<0.0025	
4/20/2017	<0.0025	
7/18/2017	<0.0025	
1/10/2018	<0.0025	
7/11/2018	<0.0025	
1/29/2019	<0.0025	
3/26/2019	<0.0025	
9/10/2019	<0.0025	
3/31/2020	<0.0025	
9/15/2020	<0.0025	
3/17/2021	<0.0025	
8/19/2021	<0.0025	
2/22/2022		<0.0025
8/2/2022		<0.0025

Prediction Limit

Constituent: Beryllium (mg/L) Analysis Run 10/28/2022 4:14 PM View: PL's Intrawell Appendix I
Plant McIntosh Client: Southern Company Data: McIntosh LF4 CCR

	GWC-1	GWC-1
8/25/2004	<0.0025	
9/11/2004	<0.0025	
9/26/2004	<0.0025	
7/11/2005	<0.0025	
12/7/2005	<0.0025	
6/22/2006	<0.0025	
11/28/2006	<0.0025	
7/6/2007	<0.0025	
12/13/2007	<0.0025	
6/20/2008	<0.0025	
12/7/2008	<0.0025	
7/9/2009	<0.0025	
12/28/2009	<0.0025	
6/22/2010	<0.0025	
1/4/2011	<0.0025	
7/9/2011	<0.0025	
1/21/2012	<0.0025	
7/11/2012	<0.0025	
1/20/2013	<0.0025	
7/19/2013	<0.0025	
1/15/2014	0.00016 (J)	
7/11/2014	0.00018 (J)	
1/16/2015	0.00016 (J)	
6/20/2015	0.00017 (J)	
1/16/2016	8E-05 (J)	
4/20/2016	<0.0025	
6/15/2016	0.00012 (J)	
8/10/2016	<0.0025	
9/27/2016	<0.0025	
11/15/2016	<0.0025	
1/12/2017	<0.0025	
1/23/2017	<0.0025	
3/1/2017	<0.0025	
4/20/2017	<0.0025	
7/19/2017	<0.0025	
1/11/2018	<0.0025	
7/12/2018	<0.0025	
1/30/2019	<0.0025	
3/27/2019	<0.0025	
9/11/2019	0.00021 (J)	
4/1/2020	<0.0025	
9/15/2020	<0.0025	
3/16/2021	0.00022 (J)	
8/18/2021	0.00018 (J)	
2/23/2022		<0.0025
8/3/2022		<0.0025

Prediction Limit

Constituent: Beryllium (mg/L) Analysis Run 10/28/2022 4:14 PM View: PL's IntraWell Appendix I
Plant McIntosh Client: Southern Company Data: McIntosh LF4 CCR

	GWC-10	GWC-10
8/25/2004	<0.0025	
9/11/2004	<0.0025	
9/26/2004	<0.0025	
10/13/2004	<0.0025	
7/11/2005	<0.0025	
12/7/2005	<0.0025	
6/22/2006	<0.0025	
11/28/2006	<0.0025	
7/6/2007	<0.0025	
12/13/2007	<0.0025	
6/20/2008	<0.0025	
12/7/2008	<0.0025	
7/10/2009	<0.0025	
12/29/2009	<0.0025	
6/22/2010	<0.0025	
1/4/2011	<0.0025	
7/10/2011	<0.0025	
1/21/2012	<0.0025	
7/11/2012	<0.0025	
1/20/2013	<0.0025	
7/19/2013	<0.0025	
1/16/2014	<0.0025	
7/10/2014	<0.0025	
1/16/2015	<0.0025	
6/20/2015	0.00013 (J)	
1/16/2016	<0.0025	
4/21/2016	<0.0025	
6/16/2016	8.5E-05 (J)	
8/10/2016	<0.0025	
9/27/2016	<0.0025	
11/15/2016	<0.0025	
1/12/2017	<0.0025	
3/1/2017	<0.0025	
4/24/2017	<0.0025	
7/24/2017	<0.0025	
1/11/2018	<0.0025	
7/12/2018	<0.0025	
1/30/2019	<0.0025	
3/27/2019	<0.0025	
9/11/2019	<0.0025	
4/1/2020	<0.0025	
9/15/2020	<0.0025	
3/16/2021	0.00033 (J)	
8/18/2021	<0.0025	
2/23/2022		<0.0025
8/3/2022		<0.0025

Prediction Limit

Constituent: Beryllium (mg/L) Analysis Run 10/28/2022 4:14 PM View: PL's IntraWell Appendix I
Plant McIntosh Client: Southern Company Data: McIntosh LF4 CCR

	GWC-11	GWC-11
8/25/2004	<0.0025	
9/11/2004	<0.0025	
9/26/2004	<0.0025	
10/13/2004	<0.0025	
7/11/2005	<0.0025	
12/7/2005	<0.0025	
6/22/2006	<0.0025	
11/28/2006	<0.0025	
7/6/2007	<0.0025	
12/13/2007	<0.0025	
6/20/2008	<0.0025	
12/7/2008	<0.0025	
7/10/2009	<0.0025	
12/29/2009	<0.0025	
6/22/2010	<0.0025	
1/5/2011	<0.0025	
7/9/2011	<0.0025	
1/21/2012	<0.0025	
7/11/2012	<0.0025	
1/19/2013	<0.0025	
7/19/2013	<0.0025	
1/15/2014	<0.0025	
7/11/2014	<0.0025	
1/16/2015	<0.0025	
6/20/2015	<0.0025	
1/14/2016	<0.0025	
4/20/2016	<0.0025	
6/15/2016	<0.0025	
8/10/2016	<0.0025	
9/27/2016	<0.0025	
11/15/2016	<0.0025	
1/12/2017	<0.0025	
3/1/2017	<0.0025	
4/24/2017	<0.0025	
7/24/2017	<0.0025	
1/11/2018	<0.0025	
7/12/2018	<0.0025	
1/30/2019	<0.0025	
3/27/2019	<0.0025	
9/11/2019	<0.0025	
4/2/2020	0.00023 (J)	
9/15/2020	<0.0025	
3/17/2021	0.00048 (J)	
8/18/2021	<0.0025	
2/23/2022		<0.0025
8/2/2022		<0.0025

Prediction Limit

Constituent: Beryllium (mg/L) Analysis Run 10/28/2022 4:14 PM View: PL's Intrawell Appendix I
Plant McIntosh Client: Southern Company Data: McIntosh LF4 CCR

	GWC-12	GWC-12
8/25/2004	<0.0025	
9/11/2004	<0.0025	
9/26/2004	<0.0025	
10/13/2004	<0.0025	
7/11/2005	<0.0025	
12/7/2005	<0.0025	
6/22/2006	<0.0025	
11/28/2006	<0.0025	
7/6/2007	<0.0025	
12/13/2007	<0.0025	
6/20/2008	<0.0025	
12/7/2008	<0.0025	
7/10/2009	<0.0025	
12/28/2009	<0.0025	
6/22/2010	<0.0025	
1/4/2011	<0.0025	
7/9/2011	<0.0025	
1/20/2012	<0.0025	
7/11/2012	<0.0025	
1/19/2013	<0.0025	
7/18/2013	<0.0025	
1/15/2014	0.00017 (J)	
7/11/2014	0.00024 (J)	
1/15/2015	0.00015 (J)	
6/19/2015	0.00016 (J)	
1/16/2016	0.00014 (J)	
4/20/2016	<0.0025	
6/15/2016	0.00014 (J)	
8/10/2016	<0.0025	
9/27/2016	<0.0025	
11/15/2016	<0.0025	
1/12/2017	<0.0025	
3/1/2017	<0.0025	
4/20/2017	<0.0025	
7/20/2017	<0.0025	
1/11/2018	<0.0025	
7/12/2018	<0.0025	
1/30/2019	<0.0025	
3/27/2019	<0.0025	
9/11/2019	0.00022 (J)	
4/1/2020	<0.0025	
9/16/2020	<0.0025	
3/16/2021	0.00037 (J)	
8/18/2021	<0.0025	
2/23/2022		<0.0025
8/3/2022		0.00027 (J)

Prediction Limit

Constituent: Beryllium (mg/L) Analysis Run 10/28/2022 4:14 PM View: PL's IntraWell Appendix I
Plant McIntosh Client: Southern Company Data: McIntosh LF4 CCR

	GWC-17	GWC-17
12/8/2015	0.00046 (J)	
12/14/2015	0.00052 (J)	
12/28/2015	0.00057 (J)	
1/13/2016	0.00056 (J)	
1/26/2016	0.00057 (J)	
4/20/2016	<0.003 (o)	
6/15/2016	0.00056 (J)	
8/9/2016	0.00054 (J)	
9/27/2016	0.00056 (J)	
11/15/2016	0.00047 (J)	
1/11/2017	0.00066 (J)	
3/1/2017	0.00066 (J)	
4/20/2017	0.00055 (J)	
7/19/2017	0.00061 (J)	
1/11/2018	0.00064 (J)	
7/11/2018	0.00065 (J)	
1/29/2019	0.00062 (J)	
3/27/2019	0.00062	
9/11/2019	0.001	
4/1/2020	0.00058 (J)	
9/15/2020	0.00063 (J)	
3/16/2021	0.00062 (J)	
8/19/2021	0.00057 (J)	
2/22/2022		0.00078 (J)
8/2/2022		0.00057 (J)

Prediction Limit

Constituent: Beryllium (mg/L) Analysis Run 10/28/2022 4:14 PM View: PL's IntraWell Appendix I
Plant McIntosh Client: Southern Company Data: McIntosh LF4 CCR

	GWC-18	GWC-18
12/8/2015	<0.0025	
12/14/2015	<0.0025	
12/28/2015	<0.0025	
1/14/2016	<0.0025	
1/26/2016	<0.0025	
4/19/2016	<0.0025	
6/16/2016	<0.0025	
8/11/2016	<0.0025	
9/28/2016	<0.0025	
11/16/2016	<0.0025	
1/11/2017	<0.0025	
3/1/2017	<0.0025	
4/25/2017	<0.0025	
7/25/2017	<0.0025	
1/12/2018	<0.0025	
7/11/2018	<0.0025	
1/30/2019	<0.0025	
3/27/2019	<0.0025	
9/11/2019	0.00026 (J)	
4/1/2020	<0.0025	
9/15/2020	<0.0025	
3/17/2021	<0.0025	
8/19/2021	<0.0025	
2/23/2022		<0.0025
8/2/2022		<0.0025

Prediction Limit

Constituent: Beryllium (mg/L) Analysis Run 10/28/2022 4:14 PM View: PL's IntraWell Appendix I
Plant McIntosh Client: Southern Company Data: McIntosh LF4 CCR

	GWC-19	GWC-19
12/8/2015	0.00018 (J)	
12/15/2015	0.00014 (J)	
12/28/2015	9E-05 (J)	
1/14/2016	0.0001 (J)	
1/26/2016	0.00011 (J)	
4/19/2016	<0.0025	
6/16/2016	0.00011 (J)	
8/10/2016	<0.0025	
9/28/2016	<0.0025	
11/15/2016	<0.0025	
1/16/2017	<0.0025	
3/1/2017	<0.0025	
4/25/2017	<0.0025	
7/25/2017	<0.0025	
1/12/2018	<0.0025	
7/11/2018	<0.0025	
1/29/2019	0.00023 (J)	
3/27/2019	<0.0025	
9/11/2019	0.00058 (J)	
4/1/2020	<0.0025	
9/16/2020	0.00022 (J)	
3/16/2021	0.00024 (J)	
8/19/2021	<0.0025	
2/23/2022		0.00031 (J)
8/3/2022		<0.0025

Prediction Limit

Constituent: Beryllium (mg/L) Analysis Run 10/28/2022 4:14 PM View: PL's IntraWell Appendix I
Plant McIntosh Client: Southern Company Data: McIntosh LF4 CCR

	GWC-20	GWC-20
12/9/2015	0.00026 (J)	
12/14/2015	0.00032 (J)	
12/29/2015	0.00043 (J)	
1/14/2016	0.00032 (J)	
1/25/2016	0.00038 (J)	
4/21/2016	<0.0025	
6/16/2016	0.00032 (J)	
8/10/2016	<0.0025	
9/27/2016	<0.0025	
11/15/2016	<0.0025	
1/13/2017	<0.0025	
3/1/2017	<0.0025	
4/25/2017	<0.0025	
7/25/2017	<0.0025	
1/12/2018	<0.0025	
7/11/2018	<0.0025	
1/29/2019	0.00016 (J)	
3/27/2019	<0.0025	
9/11/2019	0.00052 (J)	
4/1/2020	<0.0025	
9/15/2020	0.00025 (J)	
3/16/2021	0.00022 (J)	
8/19/2021	<0.0025	
2/22/2022		<0.0025
8/3/2022		0.00031 (J)

Prediction Limit

Constituent: Beryllium (mg/L) Analysis Run 10/28/2022 4:14 PM View: PL's IntraWell Appendix I
Plant McIntosh Client: Southern Company Data: McIntosh LF4 CCR

	GWC-21	GWC-21
12/9/2015	<0.0025	
12/14/2015	<0.0025	
12/29/2015	<0.0025	
1/14/2016	<0.0025	
1/25/2016	<0.0025	
4/21/2016	<0.0025	
6/16/2016	<0.0025	
8/10/2016	<0.0025	
9/27/2016	0.00064 (J)	
11/15/2016	<0.0025	
1/12/2017	<0.0025	
3/1/2017	<0.0025	
4/24/2017	<0.0025	
7/25/2017	<0.0025	
1/11/2018	<0.0025	
7/11/2018	<0.0025	
1/30/2019	<0.0025	
3/27/2019	<0.0025	
9/11/2019	0.00054 (J)	
4/1/2020	<0.0025	
9/15/2020	<0.0025	
3/17/2021	<0.0025	
8/19/2021	<0.0025	
2/23/2022		<0.0025
8/4/2022		<0.0025

Prediction Limit

Constituent: Beryllium (mg/L) Analysis Run 10/28/2022 4:14 PM View: PL's IntraWell Appendix I
Plant McIntosh Client: Southern Company Data: McIntosh LF4 CCR

	GWC-23	GWC-23
6/16/2016	<0.0025	
8/10/2016	<0.0025	
9/28/2016	<0.0025	
11/16/2016	<0.0025	
1/17/2017	<0.0025	
3/2/2017	<0.0025	
4/25/2017	<0.0025	
7/13/2017	<0.0025	
7/25/2017	<0.0025	
1/12/2018	<0.0025	
7/12/2018	<0.0025	
1/30/2019	<0.0025	
3/27/2019	<0.0025	
9/11/2019	0.00026 (J)	
4/1/2020	<0.0025	
9/15/2020	<0.0025	
3/17/2021	0.00018 (J)	
8/19/2021	<0.0025	
2/23/2022		<0.0025
8/4/2022		<0.0025

Prediction Limit

Constituent: Beryllium (mg/L) Analysis Run 10/28/2022 4:14 PM View: PL's IntraWell Appendix I
Plant McIntosh Client: Southern Company Data: McIntosh LF4 CCR

	GWC-9	GWC-9
8/25/2004	<0.0025	
9/11/2004	<0.0025	
9/26/2004	<0.0025	
10/13/2004	<0.0025	
7/11/2005	<0.0025	
12/7/2005	<0.0025	
6/22/2006	<0.0025	
11/28/2006	<0.0025	
7/6/2007	<0.0025	
12/13/2007	<0.0025	
6/20/2008	<0.0025	
12/7/2008	<0.0025	
7/9/2009	<0.0025	
12/29/2009	<0.0025	
6/22/2010	<0.0025	
1/5/2011	<0.0025	
7/9/2011	<0.0025	
1/21/2012	<0.0025	
7/11/2012	<0.0025	
1/19/2013	<0.0025	
7/18/2013	<0.0025	
1/15/2014	<0.0025	
7/10/2014	0.0001 (J)	
1/16/2015	<0.0025	
6/20/2015	<0.0025	
1/14/2016	<0.0025	
4/19/2016	<0.0025	
6/15/2016	7.7E-05 (J)	
8/10/2016	<0.0025	
9/27/2016	<0.0025	
11/15/2016	<0.0025	
1/13/2017	<0.0025	
3/1/2017	<0.0025	
4/24/2017	<0.0025	
7/24/2017	<0.0025	
1/12/2018	<0.0025	
7/12/2018	<0.0025	
1/30/2019	<0.0025	
3/27/2019	<0.0025	
9/11/2019	0.00021 (J)	
4/1/2020	<0.0025	
9/16/2020	<0.0025	
3/17/2021	0.00024 (J)	
8/19/2021	<0.0025	
2/23/2022		<0.0025
8/3/2022		<0.0025

Prediction Limit

Constituent: Cadmium (mg/L) Analysis Run 10/28/2022 4:14 PM View: PL's IntraWell Appendix I
Plant McIntosh Client: Southern Company Data: McIntosh LF4 CCR

	GWA-13	GWA-13
12/7/2015	<0.0025	
12/15/2015	<0.0025	
12/29/2015	<0.0025	
1/13/2016	<0.0025	
1/25/2016	<0.0025	
4/20/2016	<0.0025	
6/14/2016	0.001	
8/9/2016	<0.0025	
9/27/2016	<0.0025	
11/15/2016	<0.0025	
1/12/2017	<0.0025	
2/28/2017	<0.0025	
4/20/2017	<0.0025	
7/18/2017	<0.0025	
1/10/2018	<0.0025	
7/11/2018	<0.0025	
1/29/2019	<0.0025	
3/26/2019	<0.0025	
9/10/2019	0.00035 (J)	
3/31/2020	<0.0025	
9/15/2020	<0.0025	
3/16/2021	<0.0025	
8/18/2021	<0.0025	
2/22/2022		<0.0025
8/2/2022		<0.0025

Prediction Limit

Constituent: Cadmium (mg/L) Analysis Run 10/28/2022 4:14 PM View: PL's IntraWell Appendix I
Plant McIntosh Client: Southern Company Data: McIntosh LF4 CCR

	GWA-14	GWA-14
12/7/2015	<0.0025	
12/15/2015	<0.0025	
12/29/2015	<0.0025	
1/13/2016	<0.0025	
1/25/2016	<0.0025	
4/20/2016	<0.0025	
6/14/2016	6.2E-05 (J)	
8/9/2016	<0.0025	
9/27/2016	<0.0025	
11/15/2016	<0.0025	
1/11/2017	<0.0025	
2/28/2017	<0.0025	
4/20/2017	<0.0025	
7/19/2017	<0.0025	
1/11/2018	<0.0025	
7/11/2018	<0.0025	
1/29/2019	<0.0025	
3/26/2019	<0.0025	
9/10/2019	<0.0025	
4/1/2020	<0.0025	
9/15/2020	<0.0025	
3/16/2021	<0.0025	
8/17/2021	0.00036 (J)	
2/22/2022		<0.0025
8/2/2022		<0.0025

Prediction Limit

Constituent: Cadmium (mg/L) Analysis Run 10/28/2022 4:14 PM View: PL's IntraWell Appendix I
Plant McIntosh Client: Southern Company Data: McIntosh LF4 CCR

	GWA-16	GWA-16
12/7/2015	<0.0025	
12/14/2015	<0.0025	
12/28/2015	<0.0025	
1/13/2016	<0.0025	
1/25/2016	<0.0025	
4/20/2016	<0.0025	
6/15/2016	<0.0025	
8/9/2016	<0.0025	
9/27/2016	<0.0025	
11/15/2016	<0.0025	
1/11/2017	<0.0025	
3/1/2017	<0.0025	
4/20/2017	<0.0025	
7/19/2017	<0.0025	
1/11/2018	<0.0025	
7/11/2018	<0.0025	
1/29/2019	<0.0025	
3/26/2019	<0.0025	
9/10/2019	0.00015 (J)	
4/1/2020	<0.0025	
9/15/2020	<0.0025	
3/16/2021	<0.0025	
8/17/2021	<0.0025	
2/22/2022		<0.0025
8/2/2022		<0.0025

Prediction Limit

Constituent: Cadmium (mg/L) Analysis Run 10/28/2022 4:14 PM View: PL's Intrawell Appendix I
Plant McIntosh Client: Southern Company Data: McIntosh LF4 CCR

	GWA-4A	GWA-4A
8/25/2004	<0.0025	
9/11/2004	<0.0025	
9/26/2004	<0.0025	
10/13/2004	<0.0025	
7/11/2005	<0.0025	
12/7/2005	<0.0025	
6/22/2006	<0.0025	
11/28/2006	<0.0025	
7/6/2007	<0.0025	
12/13/2007	<0.0025	
6/20/2008	<0.0025	
12/7/2008	<0.0025	
7/9/2009	<0.0025	
12/30/2009	<0.0025	
6/22/2010	<0.0025	
1/4/2011	<0.0025	
7/10/2011	<0.0025	
1/21/2012	<0.0025	
7/11/2012	<0.0025	
1/20/2013	<0.0025	
7/19/2013	<0.0025	
1/16/2014	<0.0025	
7/10/2014	<0.0025	
1/16/2015	<0.0025	
6/20/2015	<0.0025	
1/14/2016	<0.0025	
4/20/2016	0.000111 (J)	
6/14/2016	0.00013 (J)	
8/11/2016	<0.0025	
9/27/2016	<0.0025	
11/14/2016	<0.0025	
1/10/2017	<0.0025	
2/28/2017	<0.0025	
4/20/2017	<0.0025	
7/18/2017	<0.0025	
1/10/2018	<0.0025	
7/11/2018	<0.0025	
1/29/2019	<0.0025	
3/26/2019	<0.0025	
9/10/2019	0.00019 (J)	
3/31/2020	<0.0025	
9/16/2020	<0.0025	
3/17/2021	<0.0025	
8/19/2021	<0.0025	
2/23/2022		0.00024 (J)
8/3/2022		<0.0025

Prediction Limit

Constituent: Cadmium (mg/L) Analysis Run 10/28/2022 4:14 PM View: PL's Intrawell Appendix I
Plant McIntosh Client: Southern Company Data: McIntosh LF4 CCR

	GWC-1	GWC-1
8/25/2004	<0.0025	
9/11/2004	<0.0025	
9/26/2004	<0.0025	
7/11/2005	<0.0025	
12/7/2005	<0.0025	
6/22/2006	<0.0025	
11/28/2006	<0.0025	
7/6/2007	<0.0025	
12/13/2007	<0.0025	
6/20/2008	<0.0025	
12/7/2008	<0.0025	
7/9/2009	<0.0025	
12/28/2009	<0.0025	
6/22/2010	<0.0025	
1/4/2011	<0.0025	
7/9/2011	<0.0025	
1/21/2012	<0.0025	
7/11/2012	<0.0025	
1/20/2013	<0.0025	
7/19/2013	<0.0025	
1/15/2014	<0.0025	
7/11/2014	<0.0025	
1/16/2015	<0.0025	
6/20/2015	<0.0025	
1/16/2016	<0.0025	
4/20/2016	<0.0025	
6/15/2016	<0.0025	
8/10/2016	<0.0025	
9/27/2016	<0.0025	
11/15/2016	<0.0025	
1/12/2017	<0.0025	
1/23/2017	<0.0025	
3/1/2017	<0.0025	
4/20/2017	<0.0025	
7/19/2017	<0.0025	
1/11/2018	<0.0025	
7/12/2018	<0.0025	
1/30/2019	<0.0025	
3/27/2019	<0.0025	
9/11/2019	<0.0025	
4/1/2020	<0.0025	
9/15/2020	<0.0025	
3/16/2021	<0.0025	
8/18/2021	<0.0025	
2/23/2022		<0.0025
8/3/2022		0.0001 (J)

Prediction Limit

Constituent: Cadmium (mg/L) Analysis Run 10/28/2022 4:14 PM View: PL's IntraWell Appendix I
Plant McIntosh Client: Southern Company Data: McIntosh LF4 CCR

	GWC-17	GWC-17
12/8/2015	0.00049 (J)	
12/14/2015	0.00053 (J)	
12/28/2015	0.00061 (J)	
1/13/2016	0.00063 (J)	
1/26/2016	0.00072 (J)	
4/20/2016	0.000633 (J)	
6/15/2016	0.00055 (J)	
8/9/2016	0.00046 (J)	
9/27/2016	0.00071 (J)	
11/15/2016	0.00056 (J)	
1/11/2017	0.0007 (J)	
3/1/2017	0.00063 (J)	
4/20/2017	0.00055 (J)	
7/19/2017	0.00072 (J)	
1/11/2018	0.00062 (J)	
7/11/2018	0.0004 (J)	
1/29/2019	0.00062 (J)	
3/27/2019	0.00041	
9/11/2019	0.00064 (J)	
4/1/2020	0.00048 (J)	
9/15/2020	0.00046 (J)	
3/16/2021	0.00057 (J)	
8/19/2021	0.00057 (J)	
2/22/2022		0.00064 (J)
8/2/2022		0.00057 (J)

Prediction Limit

Constituent: Cadmium (mg/L) Analysis Run 10/28/2022 4:14 PM View: PL's Intrawell Appendix I
Plant McIntosh Client: Southern Company Data: McIntosh LF4 CCR

	GWC-18	GWC-18
12/8/2015	<0.0025	
12/14/2015	<0.0025	
12/28/2015	<0.0025	
1/14/2016	<0.0025	
1/26/2016	<0.0025	
4/19/2016	<0.0025	
6/16/2016	8.5E-05 (J)	
8/11/2016	<0.0025	
9/28/2016	<0.0025	
11/16/2016	<0.0025	
1/11/2017	<0.0025	
3/1/2017	<0.0025	
4/25/2017	<0.0025	
7/25/2017	<0.0025	
1/12/2018	<0.0025	
7/11/2018	<0.0025	
1/30/2019	<0.0025	
3/27/2019	<0.0025	
9/11/2019	<0.0025	
4/1/2020	<0.0025	
9/15/2020	<0.0025	
3/17/2021	<0.0025	
8/19/2021	<0.0025	
2/23/2022		<0.0025
8/2/2022		<0.0025

Prediction Limit

Constituent: Cadmium (mg/L) Analysis Run 10/28/2022 4:14 PM View: PL's Intrawell Appendix I
Plant McIntosh Client: Southern Company Data: McIntosh LF4 CCR

	GWC-19	GWC-19
12/8/2015	<0.0025	
12/15/2015	<0.0025	
12/28/2015	<0.0025	
1/14/2016	<0.0025	
1/26/2016	<0.0025	
4/19/2016	0.00017 (J)	
6/16/2016	0.00018 (J)	
8/10/2016	<0.0025	
9/28/2016	<0.0025	
11/15/2016	<0.0025	
1/16/2017	<0.0025	
3/1/2017	<0.0025	
4/25/2017	<0.0025	
7/25/2017	<0.0025	
1/12/2018	<0.0025	
7/11/2018	<0.0025	
1/29/2019	0.0002 (J)	
3/27/2019	<0.0025	
9/11/2019	0.00031 (J)	
4/1/2020	<0.0025	
9/16/2020	<0.0025	
3/16/2021	<0.0025	
8/19/2021	<0.0025	
2/23/2022		<0.0025
8/3/2022		0.00016 (J)

Prediction Limit

Constituent: Cadmium (mg/L) Analysis Run 10/28/2022 4:14 PM View: PL's Intrawell Appendix I
Plant McIntosh Client: Southern Company Data: McIntosh LF4 CCR

	GWC-20	GWC-20
12/9/2015	<0.0025	
12/14/2015	0.00031 (J)	
12/29/2015	0.00075 (J)	
1/14/2016	0.00039 (J)	
1/25/2016	0.00078 (J)	
4/21/2016	0.00052 (J)	
6/16/2016	0.00044 (J)	
8/10/2016	<0.0025	
9/27/2016	<0.0025	
11/15/2016	<0.0025	
1/13/2017	0.00036 (J)	
3/1/2017	<0.0025	
4/25/2017	<0.0025	
7/25/2017	<0.0025	
1/12/2018	<0.0025	
7/11/2018	<0.0025	
1/29/2019	0.00016 (J)	
3/27/2019	<0.0025	
9/11/2019	0.00029 (J)	
4/1/2020	<0.0025	
9/15/2020	<0.0025	
3/16/2021	<0.0025	
8/19/2021	<0.0025	
2/22/2022		<0.0025
8/3/2022		0.00016 (J)

Prediction Limit

Constituent: Cadmium (mg/L) Analysis Run 10/28/2022 4:14 PM View: PL's IntraWell Appendix I
Plant McIntosh Client: Southern Company Data: McIntosh LF4 CCR

	GWC-21	GWC-21
12/9/2015	<0.0025	
12/14/2015	<0.0025	
12/29/2015	<0.0025	
1/14/2016	<0.0025	
1/25/2016	<0.0025	
4/21/2016	<0.0025	
6/16/2016	0.00012 (J)	
8/10/2016	<0.0025	
9/27/2016	0.00062 (J)	
11/15/2016	<0.0025	
1/12/2017	<0.0025	
3/1/2017	<0.0025	
4/24/2017	<0.0025	
7/25/2017	<0.0025	
1/11/2018	<0.0025	
7/11/2018	<0.0025	
1/30/2019	0.00014 (J)	
3/27/2019	<0.0025	
9/11/2019	0.00029 (J)	
4/1/2020	<0.0025	
9/15/2020	<0.0025	
3/17/2021	<0.0025	
8/19/2021	<0.0025	
2/23/2022		<0.0025
8/4/2022		0.00014 (J)

Prediction Limit

Constituent: Cadmium (mg/L) Analysis Run 10/28/2022 4:14 PM View: PL's IntraWell Appendix I
Plant McIntosh Client: Southern Company Data: McIntosh LF4 CCR

	GWC-23	GWC-23
6/16/2016	<0.0025	
8/10/2016	<0.0025	
9/28/2016	<0.0025	
11/16/2016	<0.0025	
1/17/2017	<0.0025	
3/2/2017	<0.0025	
4/25/2017	<0.0025	
7/13/2017	<0.0025	
7/25/2017	<0.0025	
1/12/2018	<0.0025	
7/12/2018	<0.0025	
1/30/2019	0.00015 (J)	
3/27/2019	<0.0025	
9/11/2019	0.00018 (J)	
4/1/2020	<0.0025	
9/15/2020	<0.0025	
3/17/2021	<0.0025	
8/19/2021	<0.0025	
2/23/2022		<0.0025
8/4/2022		<0.0025

Prediction Limit

Constituent: Cadmium (mg/L) Analysis Run 10/28/2022 4:14 PM View: PL's Intrawell Appendix I
Plant McIntosh Client: Southern Company Data: McIntosh LF4 CCR

	GWC-9	GWC-9
8/25/2004	<0.0025	
9/11/2004	<0.0025	
9/26/2004	<0.0025	
10/13/2004	<0.0025	
7/11/2005	<0.0025	
12/7/2005	<0.0025	
6/22/2006	<0.0025	
11/28/2006	<0.0025	
7/6/2007	<0.0025	
12/13/2007	<0.0025	
6/20/2008	<0.0025	
12/7/2008	<0.0025	
7/9/2009	<0.0025	
12/29/2009	<0.0025	
6/22/2010	<0.0025	
1/5/2011	<0.0025	
7/9/2011	<0.0025	
1/21/2012	<0.0025	
7/11/2012	<0.0025	
1/19/2013	<0.0025	
7/18/2013	<0.0025	
1/15/2014	<0.0025	
7/10/2014	<0.0025	
1/16/2015	<0.0025	
6/20/2015	<0.0025	
1/14/2016	<0.0025	
4/19/2016	<0.0025	
6/15/2016	<0.0025	
8/10/2016	<0.0025	
9/27/2016	<0.0025	
11/15/2016	<0.0025	
1/13/2017	<0.0025	
3/1/2017	<0.0025	
4/24/2017	<0.0025	
7/24/2017	<0.0025	
1/12/2018	<0.0025	
7/12/2018	<0.0025	
1/30/2019	<0.0025	
3/27/2019	<0.0025	
9/11/2019	<0.0025	
4/1/2020	<0.0025	
9/16/2020	<0.0025	
3/17/2021	<0.0025	
8/19/2021	<0.0025	
2/23/2022		<0.0025
8/3/2022		0.00011 (J)

Prediction Limit

Constituent: Chromium (mg/L) Analysis Run 10/28/2022 4:14 PM View: PL's IntraWell Appendix I
Plant McIntosh Client: Southern Company Data: McIntosh LF4 CCR

	GWA-13	GWA-13
12/7/2015	<0.002	
12/15/2015	<0.002	
12/29/2015	<0.002	
1/25/2016	<0.002	
4/20/2016	<0.01 (o)	
6/14/2016	0.0094 (J)	
8/9/2016	<0.002	
9/27/2016	<0.002	
11/15/2016	<0.002	
1/12/2017	<0.002	
2/28/2017	0.0049	
4/20/2017	0.0011 (J)	
7/18/2017	<0.002	
1/10/2018	<0.002	
7/11/2018	<0.002	
1/29/2019	0.0037 (J)	
3/26/2019	0.0014	
9/10/2019	0.0052	
3/31/2020	0.0019 (J)	
9/15/2020	<0.002	
3/16/2021	<0.002	
8/18/2021	<0.002	
2/22/2022		<0.002
8/2/2022		<0.002

Prediction Limit

Constituent: Chromium (mg/L) Analysis Run 10/28/2022 4:14 PM View: PL's IntraWell Appendix I
Plant McIntosh Client: Southern Company Data: McIntosh LF4 CCR

	GWA-14	GWA-14
12/7/2015	<0.002	
12/15/2015	<0.002	
12/29/2015	<0.002	
1/25/2016	<0.002	
4/20/2016	<0.002	
6/14/2016	0.00086 (J)	
8/9/2016	<0.002	
9/27/2016	<0.002	
11/15/2016	<0.002	
1/11/2017	<0.002	
2/28/2017	0.0047	
4/20/2017	<0.002	
7/19/2017	<0.002	
1/11/2018	<0.002	
7/11/2018	<0.002	
1/29/2019	<0.002	
3/26/2019	<0.002	
9/10/2019	0.004	
4/1/2020	<0.002	
9/15/2020	<0.002	
3/16/2021	<0.002	
8/17/2021	<0.002	
2/22/2022		<0.002
8/2/2022		<0.002

Prediction Limit

Constituent: Chromium (mg/L) Analysis Run 10/28/2022 4:14 PM View: PL's IntraWell Appendix I
Plant McIntosh Client: Southern Company Data: McIntosh LF4 CCR

	GWA-15	GWA-15
12/7/2015	<0.002	
12/15/2015	<0.002	
12/28/2015	<0.002	
1/25/2016	<0.002	
4/21/2016	<0.002	
6/15/2016	0.0008 (J)	
8/9/2016	<0.002	
9/27/2016	<0.002	
11/15/2016	<0.002	
1/11/2017	<0.002	
2/28/2017	0.0051	
4/20/2017	0.0012 (J)	
7/19/2017	0.0013 (J)	
1/11/2018	0.0011 (J)	
7/11/2018	<0.002	
1/29/2019	<0.002	
3/26/2019	0.0016	
9/11/2019	0.0038	
4/1/2020	0.0015 (J)	
9/15/2020	<0.002	
3/17/2021	<0.002	
8/19/2021	<0.002	
2/22/2022		<0.002
8/2/2022		<0.002

Prediction Limit

Constituent: Chromium (mg/L) Analysis Run 10/28/2022 4:14 PM View: PL's IntraWell Appendix I
Plant McIntosh Client: Southern Company Data: McIntosh LF4 CCR

	GWA-16	GWA-16
12/7/2015	<0.002	
12/14/2015	<0.002	
12/28/2015	<0.002	
1/25/2016	<0.002	
4/20/2016	<0.002	
6/15/2016	0.00072 (J)	
8/9/2016	<0.002	
9/27/2016	<0.002	
11/15/2016	0.0011 (J)	
1/11/2017	0.0012 (J)	
3/1/2017	0.0052	
4/20/2017	0.0013 (J)	
7/19/2017	0.0015 (J)	
1/11/2018	0.0013 (J)	
7/11/2018	0.0012 (J)	
1/29/2019	<0.002	
3/26/2019	0.0015	
9/10/2019	0.004	
4/1/2020	0.024	
9/15/2020	0.0015 (J)	
3/16/2021	0.0017 (J)	
8/17/2021	0.0019 (J)	
2/22/2022		0.0015 (J)
8/2/2022		<0.002

Prediction Limit

Constituent: Chromium (mg/L) Analysis Run 10/28/2022 4:14 PM View: PL's IntraWell Appendix I
Plant McIntosh Client: Southern Company Data: McIntosh LF4 CCR

	GWA-2	GWA-2
8/25/2004	<0.0025	
9/11/2004	<0.0025	
9/26/2004	<0.0025	
10/13/2004	<0.0025	
7/11/2005	<0.0025	
12/7/2005	<0.0025	
6/22/2006	0.0024	
11/28/2006	0.0019	
7/6/2007	0.0021	
12/13/2007	0.0021	
6/20/2008	0.0017	
12/7/2008	0.0018	
7/9/2009	0.0015	
12/28/2009	0.002	
6/22/2010	0.0017	
1/4/2011	0.002	
7/9/2011	0.0027	
1/21/2012	<0.0025	
7/11/2012	0.0061 (O)	
1/20/2013	0.002	
7/19/2013	0.0021	
1/15/2014	0.0029	
7/11/2014	0.002	
1/16/2015	0.0026	
6/20/2015	0.002	
1/16/2016	0.0015	
4/19/2016	<0.0025	
6/14/2016	0.0017 (J)	
8/9/2016	0.0014 (J)	
9/26/2016	0.0016 (J)	
11/15/2016	0.0015 (J)	
1/10/2017	0.0015 (J)	
2/28/2017	0.0044	
4/19/2017	0.0011 (J)	
7/17/2017	0.0011 (J)	
1/10/2018	0.0014 (J)	
7/11/2018	0.0011 (J)	
1/29/2019	<0.0025	
3/27/2019	0.0016	
9/11/2019	0.004	
4/1/2020	0.0017 (J)	
9/15/2020	0.0015 (J)	
3/16/2021	0.0015 (J)	
8/17/2021	0.0016 (J)	
2/22/2022		0.0018 (J)
8/2/2022		0.0015 (J)

Prediction Limit

Constituent: Chromium (mg/L) Analysis Run 10/28/2022 4:14 PM View: PL's IntraWell Appendix I
Plant McIntosh Client: Southern Company Data: McIntosh LF4 CCR

	GWA-3	GWA-3
8/25/2004	<0.002	
9/11/2004	0.0024	
9/26/2004	<0.002	
10/13/2004	<0.002	
7/11/2005	<0.002	
12/7/2005	<0.002	
6/22/2006	0.0021	
11/28/2006	0.0023	
7/6/2007	0.0049	
12/13/2007	0.0013	
6/20/2008	0.0025	
12/7/2008	0.0034	
7/9/2009	<0.002	
12/28/2009	0.0021	
6/22/2010	0.0018	
1/5/2011	0.077 (O)	
7/9/2011	0.004	
1/20/2012	<0.002	
7/11/2012	<0.002	
1/19/2013	0.0013	
7/18/2013	0.0022	
1/15/2014	0.0019	
7/11/2014	0.0014	
1/15/2015	0.0011 (J)	
6/19/2015	0.0012 (J)	
1/16/2016	0.0014	
4/19/2016	<0.002	
6/14/2016	0.00085 (J)	
8/9/2016	<0.002	
9/27/2016	<0.002	
11/14/2016	0.0011 (J)	
1/10/2017	0.0012 (J)	
2/28/2017	0.004	
4/19/2017	0.0011 (J)	
7/18/2017	<0.002	
1/10/2018	0.0012 (J)	
7/11/2018	0.0011 (J)	
1/29/2019	<0.002	
3/27/2019	0.0014	
9/11/2019	0.0034	
4/1/2020	<0.002	
9/15/2020	<0.002	
3/16/2021	0.0015 (J)	
8/17/2021	0.0015 (J)	
2/22/2022		<0.002
8/2/2022		<0.002

Prediction Limit

Constituent: Chromium (mg/L) Analysis Run 10/28/2022 4:14 PM View: PL's IntraWell Appendix I

Plant McIntosh Client: Southern Company Data: McIntosh LF4 CCR

	GWA-4A	GWA-4A
8/25/2004	0.0022	
9/11/2004	<0.002	
9/26/2004	<0.002	
10/13/2004	<0.002	
7/11/2005	<0.002	
12/7/2005	<0.002	
6/22/2006	<0.002	
11/28/2006	<0.002	
7/6/2007	<0.002	
12/13/2007	<0.002	
6/20/2008	<0.002	
12/7/2008	<0.002	
7/9/2009	<0.002	
12/30/2009	0.0078	
6/22/2010	<0.002	
1/4/2011	0.0037	
7/10/2011	<0.002	
1/21/2012	<0.002	
7/11/2012	0.0096	
1/20/2013	0.0052	
7/19/2013	0.002	
1/16/2014	0.0061	
7/10/2014	<0.002	
1/16/2015	0.002	
6/20/2015	0.0011 (J)	
1/14/2016	0.0011 (J)	
4/20/2016	<0.002	
6/14/2016	0.0013 (J)	
8/11/2016	<0.002	
9/27/2016	<0.002	
11/14/2016	<0.002	
1/10/2017	<0.002	
2/28/2017	0.0048	
4/20/2017	<0.002	
7/18/2017	<0.002	
1/10/2018	<0.002	
7/11/2018	<0.002	
1/29/2019	<0.002	
3/26/2019	<0.002	
9/10/2019	0.0031	
3/31/2020	<0.002	
9/16/2020	<0.002	
3/17/2021	<0.002	
8/19/2021	<0.002	
2/23/2022		<0.002
8/3/2022		<0.002

Prediction Limit

Constituent: Chromium (mg/L) Analysis Run 10/28/2022 4:14 PM View: PL's IntraWell Appendix I
Plant McIntosh Client: Southern Company Data: McIntosh LF4 CCR

	GWA-5	GWA-5
8/25/2004	0.22 (O)	
9/11/2004	<0.002	
9/26/2004	<0.002	
10/13/2004	<0.002	
7/11/2005	0.0023	
12/7/2005	<0.002	
6/22/2006	<0.002	
11/28/2006	<0.002	
7/6/2007	<0.002	
12/13/2007	<0.002	
6/20/2008	<0.002	
12/7/2008	<0.002	
7/9/2009	<0.002	
12/29/2009	0.004	
6/22/2010	<0.002	
1/4/2011	0.0027	
7/9/2011	<0.002	
1/21/2012	<0.002	
7/11/2012	0.0038	
1/19/2013	0.002	
7/18/2013	0.0023	
1/15/2014	0.0012 (J)	
7/10/2014	0.0012 (J)	
1/15/2015	<0.002	
6/19/2015	0.0037	
1/14/2016	<0.002	
4/20/2016	<0.002	
6/14/2016	0.0011 (J)	
8/9/2016	<0.002	
9/27/2016	<0.002	
11/15/2016	<0.002	
1/11/2017	<0.002	
1/19/2017	0.002 (J)	
1/24/2017	<0.002	
2/28/2017	0.0054	
4/20/2017	0.0013 (J)	
7/18/2017	<0.002	
1/10/2018	<0.002	
7/11/2018	<0.002	
1/29/2019	<0.002	
3/26/2019	<0.002	
9/10/2019	0.0041	
3/31/2020	<0.002	
9/15/2020	<0.002	
3/17/2021	<0.002	
8/19/2021	<0.002	
2/22/2022		<0.002
8/2/2022		<0.002

Prediction Limit

Constituent: Chromium (mg/L) Analysis Run 10/28/2022 4:14 PM View: PL's IntraWell Appendix I

Plant McIntosh Client: Southern Company Data: McIntosh LF4 CCR

	GWC-1	GWC-1
8/25/2004	<0.002	
9/11/2004	<0.002	
9/26/2004	<0.002	
7/11/2005	<0.002	
12/7/2005	0.0021	
6/22/2006	0.002	
11/28/2006	0.0024	
7/6/2007	0.0034	
12/13/2007	0.0029	
6/20/2008	0.002	
12/7/2008	0.072 (O)	
2/6/2009	0.0035	
7/9/2009	0.0017	
12/28/2009	<0.002	
6/22/2010	<0.002	
1/4/2011	0.0023	
7/9/2011	0.005	
1/21/2012	<0.002	
7/11/2012	0.0023	
1/20/2013	0.003	
7/19/2013	<0.002	
1/15/2014	0.002	
7/11/2014	0.0012 (J)	
1/16/2015	0.0011 (J)	
6/20/2015	0.0028	
1/16/2016	0.0013	
4/20/2016	<0.002	
6/15/2016	0.0011 (J)	
8/10/2016	0.0015 (J)	
9/27/2016	0.0018 (J)	
11/15/2016	0.0019 (J)	
1/12/2017	0.0012 (J)	
1/23/2017	<0.002	
3/1/2017	0.0049	
4/20/2017	<0.002	
7/19/2017	0.0017 (J)	
1/11/2018	<0.002	
7/12/2018	<0.002	
1/30/2019	<0.002	
3/27/2019	<0.002	
9/11/2019	0.0035	
4/1/2020	<0.002	
9/15/2020	<0.002	
3/16/2021	<0.002	
8/18/2021	0.0018 (J)	
2/23/2022		<0.002
8/3/2022		0.0015 (J)

Prediction Limit

Constituent: Chromium (mg/L) Analysis Run 10/28/2022 4:14 PM View: PL's IntraWell Appendix I
Plant McIntosh Client: Southern Company Data: McIntosh LF4 CCR

	GWC-10	GWC-10
8/25/2004	<0.0013	
9/11/2004	0.0027	
9/26/2004	<0.0013	
10/13/2004	<0.0013	
7/11/2005	0.0036	
12/7/2005	0.0042	
6/22/2006	0.0045	
11/28/2006	0.0017	
7/6/2007	<0.0013	
12/13/2007	<0.0013	
6/20/2008	<0.0013	
12/7/2008	<0.0013	
7/10/2009	0.0021	
12/29/2009	0.0023	
6/22/2010	0.0051	
1/4/2011	0.0026	
7/10/2011	<0.0013	
1/21/2012	<0.0013	
7/11/2012	0.0018	
1/20/2013	0.0014	
7/19/2013	0.0032	
1/16/2014	0.0058	
7/10/2014	0.0034	
1/16/2015	0.0024	
6/20/2015	0.0072	
1/16/2016	0.0076	
4/21/2016	0.00617 (J)	
6/16/2016	0.007 (J)	
8/10/2016	0.0056	
9/27/2016	0.0057	
11/15/2016	0.0062	
1/12/2017	0.0061	
3/1/2017	0.01	
4/24/2017	0.0053	
7/24/2017	0.0055	
1/11/2018	0.0055	
7/12/2018	0.0017 (J)	
1/30/2019	0.0071 (J)	
3/27/2019	0.0035	
9/11/2019	0.004	
4/1/2020	0.0084	
9/15/2020	0.0018 (J)	
3/16/2021	0.0054	
8/18/2021	0.0026	
2/23/2022		0.0031
8/3/2022		0.0031

Prediction Limit

Constituent: Chromium (mg/L) Analysis Run 10/28/2022 4:14 PM View: PL's IntraWell Appendix I
Plant McIntosh Client: Southern Company Data: McIntosh LF4 CCR

	GWC-11	GWC-11
8/25/2004	0.0033	
9/11/2004	0.0038	
9/26/2004	0.0031	
10/13/2004	<0.005	
7/11/2005	0.0039	
12/7/2005	0.0053	
6/22/2006	0.0069	
11/28/2006	0.0056	
7/6/2007	0.0063	
12/13/2007	0.0058	
6/20/2008	0.013	
12/7/2008	0.0048	
7/10/2009	0.0086	
12/29/2009	0.0077	
6/22/2010	0.0046	
1/5/2011	0.0053	
7/9/2011	0.007	
1/21/2012	0.0073	
7/11/2012	0.01	
1/19/2013	0.0058	
7/19/2013	0.005	
1/15/2014	0.0081	
7/11/2014	0.0087	
1/16/2015	0.0061	
6/20/2015	0.005	
1/14/2016	0.0045	
4/20/2016	0.00856 (J)	
6/15/2016	0.0061 (J)	
8/10/2016	0.0052	
9/27/2016	0.0051	
11/15/2016	0.005	
1/12/2017	0.0051	
3/1/2017	0.0088	
4/24/2017	0.0049	
7/24/2017	0.0049	
1/11/2018	0.0044	
7/12/2018	0.0023 (J)	
1/30/2019	0.006 (J)	
3/27/2019	0.0031	
9/11/2019	0.0071	
4/2/2020	0.0055	
9/15/2020	0.0028	
3/17/2021	0.0031	
8/18/2021	0.004	
2/23/2022		0.005
8/2/2022		0.0046

Prediction Limit

Constituent: Chromium (mg/L) Analysis Run 10/28/2022 4:14 PM View: PL's IntraWell Appendix I
Plant McIntosh Client: Southern Company Data: McIntosh LF4 CCR

	GWC-12	GWC-12
8/25/2004	<0.01	
9/11/2004	<0.01	
9/26/2004	<0.01	
10/13/2004	<0.01	
7/11/2005	<0.01	
12/7/2005	<0.01	
6/22/2006	0.002	
11/28/2006	0.0015	
7/6/2007	0.0021	
12/13/2007	0.0025	
6/20/2008	0.0017	
12/7/2008	0.0016	
7/10/2009	0.0017	
12/28/2009	0.0018	
6/22/2010	0.0018	
1/4/2011	0.0039	
7/9/2011	0.0041	
1/20/2012	<0.01	
7/11/2012	0.0052	
1/19/2013	0.0025	
7/18/2013	0.0035	
1/15/2014	0.0082	
7/11/2014	0.0048	
1/15/2015	0.0022	
6/19/2015	0.0024	
1/16/2016	0.002	
4/20/2016	<0.01	
6/15/2016	0.0016 (J)	
8/10/2016	0.0016 (J)	
9/27/2016	0.0019 (J)	
11/15/2016	0.0017 (J)	
1/12/2017	0.0017 (J)	
3/1/2017	0.0055	
4/20/2017	0.0016 (J)	
7/20/2017	0.0017 (J)	
1/11/2018	0.0016 (J)	
7/12/2018	0.0015 (J)	
1/30/2019	0.0039 (J)	
3/27/2019	0.0019	
9/11/2019	0.0036	
4/1/2020	0.0019 (J)	
9/16/2020	0.0016 (J)	
3/16/2021	0.0019 (J)	
8/18/2021	0.0037	
2/23/2022		0.0016 (J)
8/3/2022		0.0019 (J)

Prediction Limit

Constituent: Chromium (mg/L) Analysis Run 10/28/2022 4:14 PM View: PL's IntraWell Appendix I
Plant McIntosh Client: Southern Company Data: McIntosh LF4 CCR

	GWC-17	GWC-17
12/8/2015	<0.01	
12/14/2015	<0.01	
12/28/2015	<0.01	
1/26/2016	<0.01	
4/20/2016	<0.01	
6/15/2016	0.0018 (J)	
8/9/2016	0.002 (J)	
9/27/2016	0.0021 (J)	
11/15/2016	0.002 (J)	
1/11/2017	0.0025	
3/1/2017	0.0067	
4/20/2017	0.0024 (J)	
7/19/2017	0.0025	
1/11/2018	0.0026	
7/11/2018	0.0025	
1/29/2019	0.0041 (J)	
3/27/2019	0.0028	
9/11/2019	0.0059	
4/1/2020	0.0032	
9/15/2020	0.0027	
3/16/2021	0.0031	
8/19/2021	0.0027	
2/22/2022		0.003
8/2/2022		0.0033

Prediction Limit

Constituent: Chromium (mg/L) Analysis Run 10/28/2022 4:14 PM View: PL's IntraWell Appendix I
Plant McIntosh Client: Southern Company Data: McIntosh LF4 CCR

	GWC-18	GWC-18
12/8/2015	0.0012 (J)	
12/14/2015	0.0018	
12/28/2015	0.0017	
1/26/2016	0.0013	
4/19/2016	0.00277 (J)	
6/16/2016	0.0021 (J)	
8/11/2016	0.0023 (J)	
9/28/2016	0.0022 (J)	
11/16/2016	0.0019 (J)	
1/11/2017	0.0025	
3/1/2017	0.0065	
4/25/2017	0.0026	
7/25/2017	0.0023 (J)	
1/12/2018	0.002 (J)	
7/11/2018	0.0022 (J)	
1/30/2019	0.0049 (J)	
3/27/2019	0.0025	
9/11/2019	0.0049	
4/1/2020	0.0025	
9/15/2020	0.0025	
3/17/2021	0.0027	
8/19/2021	0.0025	
2/23/2022		0.0025
8/2/2022		0.0025

Prediction Limit

Constituent: Chromium (mg/L) Analysis Run 10/28/2022 4:14 PM View: PL's IntraWell Appendix I
Plant McIntosh Client: Southern Company Data: McIntosh LF4 CCR

	GWC-19	GWC-19
12/8/2015	0.0026	
12/15/2015	0.0017	
12/28/2015	0.0016	
1/26/2016	0.0016	
4/19/2016	0.002	
6/16/2016	0.0016 (J)	
8/10/2016	0.0016 (J)	
9/28/2016	<0.0025	
11/15/2016	<0.0025	
1/16/2017	0.0013 (J)	
3/1/2017	0.0056	
4/25/2017	0.0019 (J)	
7/25/2017	0.0013 (J)	
1/12/2018	0.0017 (J)	
7/11/2018	0.0011 (J)	
1/29/2019	<0.0025	
3/27/2019	0.0014	
9/11/2019	0.0043	
4/1/2020	0.0018 (J)	
9/16/2020	0.0015 (J)	
3/16/2021	0.0017 (J)	
8/19/2021	0.0015 (J)	
2/23/2022		0.0016 (J)
8/3/2022		0.0017 (J)

Prediction Limit

Constituent: Chromium (mg/L) Analysis Run 10/28/2022 4:14 PM View: PL's IntraWell Appendix I
Plant McIntosh Client: Southern Company Data: McIntosh LF4 CCR

	GWC-20	GWC-20
12/9/2015	<0.002	
12/14/2015	<0.002	
12/29/2015	<0.002	
1/25/2016	<0.002	
4/21/2016	<0.002	
6/16/2016	0.0008 (J)	
8/10/2016	<0.002	
9/27/2016	<0.002	
11/15/2016	<0.002	
1/13/2017	<0.002	
3/1/2017	0.005	
4/25/2017	<0.002	
7/25/2017	<0.002	
1/12/2018	<0.002	
7/11/2018	<0.002	
1/29/2019	<0.002	
3/27/2019	<0.002	
9/11/2019	0.0034	
4/1/2020	<0.002	
9/15/2020	<0.002	
3/16/2021	<0.002	
8/19/2021	0.0018 (J)	
2/22/2022		<0.002
8/3/2022		<0.002

Prediction Limit

Constituent: Chromium (mg/L) Analysis Run 10/28/2022 4:14 PM View: PL's IntraWell Appendix I
Plant McIntosh Client: Southern Company Data: McIntosh LF4 CCR

	GWC-21	GWC-21
12/9/2015	<0.002	
12/14/2015	<0.002	
12/29/2015	<0.002	
1/25/2016	<0.002	
4/21/2016	<0.002	
6/16/2016	0.00031 (J)	
8/10/2016	<0.002	
9/27/2016	0.35 (o)	
11/15/2016	<0.002	
1/12/2017	<0.002	
3/1/2017	0.0044	
4/24/2017	<0.002	
7/25/2017	<0.002	
1/11/2018	<0.002	
7/11/2018	<0.002	
1/30/2019	<0.002	
3/27/2019	<0.002	
9/11/2019	0.0025	
4/1/2020	<0.002	
9/15/2020	<0.002	
3/17/2021	<0.002	
8/19/2021	<0.002	
2/23/2022		<0.002
8/4/2022		<0.002

Prediction Limit

Constituent: Chromium (mg/L) Analysis Run 10/28/2022 4:14 PM View: PL's IntraWell Appendix I
Plant McIntosh Client: Southern Company Data: McIntosh LF4 CCR

	GWC-23	GWC-23
6/16/2016	0.00023 (J)	
8/10/2016	<0.0025	
9/28/2016	<0.0025	
11/16/2016	<0.0025	
1/17/2017	<0.0025	
3/2/2017	0.0017 (J)	
4/25/2017	<0.0025	
7/13/2017	<0.0025	
7/25/2017	<0.0025	
1/12/2018	<0.0025	
7/12/2018	<0.0025	
1/30/2019	<0.0025	
3/27/2019	<0.0025	
9/11/2019	0.004	
4/1/2020	0.0022	
9/15/2020	0.0023	
3/17/2021	0.0027	
8/19/2021	0.0023	
2/23/2022		0.0028
8/4/2022		0.0029

Prediction Limit

Constituent: Chromium (mg/L) Analysis Run 10/28/2022 4:14 PM View: PL's IntraWell Appendix I
Plant McIntosh Client: Southern Company Data: McIntosh LF4 CCR

	GWC-9	GWC-9
8/25/2004	<0.002	
9/11/2004	<0.002	
9/26/2004	<0.002	
10/13/2004	<0.002	
7/11/2005	<0.002	
12/7/2005	<0.002	
6/22/2006	<0.002	
11/28/2006	<0.002	
7/6/2007	0.0017	
12/13/2007	0.0021	
6/20/2008	0.0021	
12/7/2008	0.0018	
7/9/2009	0.0024	
12/29/2009	0.0021	
6/22/2010	<0.002	
1/5/2011	0.0034	
7/9/2011	0.0018	
1/21/2012	<0.002	
7/11/2012	0.0038	
1/19/2013	0.0065 (o)	
7/18/2013	0.0029	
1/15/2014	<0.002	
7/10/2014	<0.002	
1/16/2015	<0.002	
6/20/2015	<0.002	
1/14/2016	<0.002	
4/19/2016	<0.002	
6/15/2016	0.00021	
8/10/2016	<0.002	
9/27/2016	<0.002	
11/15/2016	<0.002	
1/13/2017	0.0012 (J)	
3/1/2017	0.0043	
4/24/2017	<0.002	
7/24/2017	<0.002	
1/12/2018	<0.002	
7/12/2018	<0.002	
1/30/2019	<0.002	
3/27/2019	<0.002	
9/11/2019	0.0025	
4/1/2020	<0.002	
9/16/2020	<0.002	
3/17/2021	<0.002	
8/19/2021	<0.002	
2/23/2022		<0.002
8/3/2022		<0.002

Prediction Limit

Constituent: Cobalt (mg/L) Analysis Run 10/28/2022 4:14 PM View: PL's Intrawell Appendix I
Plant McIntosh Client: Southern Company Data: McIntosh LF4 CCR

	GWA-13	GWA-13
12/7/2015	0.0012 (J)	
12/15/2015	0.00099 (J)	
12/29/2015	0.0012 (J)	
1/13/2016	0.0012 (J)	
1/25/2016	0.00095 (J)	
4/20/2016	<0.0025	
6/14/2016	0.00072 (J)	
8/9/2016	0.00041 (J)	
9/27/2016	0.00058 (J)	
11/15/2016	0.00048 (J)	
1/12/2017	0.0014 (J)	
2/28/2017	0.00075 (J)	
4/20/2017	0.0005 (J)	
7/18/2017	0.00051 (J)	
1/10/2018	0.00049 (J)	
7/11/2018	<0.0025	
1/29/2019	0.00043 (J)	
3/26/2019	<0.0025	
9/10/2019	0.00064	
3/31/2020	0.00034 (J)	
9/15/2020	<0.0025	
3/16/2021	0.0005 (J)	
8/18/2021	0.00058 (J)	
2/22/2022		0.00052 (J)
8/2/2022		0.00044 (J)

Prediction Limit

Constituent: Cobalt (mg/L) Analysis Run 10/28/2022 4:14 PM View: PL's Intrawell Appendix I
Plant McIntosh Client: Southern Company Data: McIntosh LF4 CCR

	GWA-14	GWA-14
12/7/2015	0.001 (J)	
12/15/2015	0.00078 (J)	
12/29/2015	0.00094 (J)	
1/13/2016	0.001 (J)	
1/25/2016	0.00085 (J)	
4/20/2016	<0.0025	
6/14/2016	0.00048 (J)	
8/9/2016	0.00045 (J)	
9/27/2016	0.00046 (J)	
11/15/2016	<0.0025	
1/11/2017	<0.0025	
2/28/2017	0.00051 (J)	
4/20/2017	<0.0025	
7/19/2017	<0.0025	
1/11/2018	<0.0025	
7/11/2018	<0.0025	
1/29/2019	0.00029 (J)	
3/26/2019	<0.0025	
9/10/2019	0.00042 (J)	
4/1/2020	0.00033 (J)	
9/15/2020	<0.0025	
3/16/2021	0.00035 (J)	
8/17/2021	0.00048 (J)	
2/22/2022		0.00042 (J)
8/2/2022		0.00038 (J)

Prediction Limit

Constituent: Cobalt (mg/L) Analysis Run 10/28/2022 4:14 PM View: PL's IntraWell Appendix I
Plant McIntosh Client: Southern Company Data: McIntosh LF4 CCR

	GWA-15	GWA-15
12/7/2015	0.0011 (J)	
12/15/2015	0.0011 (J)	
12/28/2015	0.0016	
1/13/2016	0.0016	
1/25/2016	0.0014	
4/21/2016	<0.0025	
6/15/2016	0.00047 (J)	
8/9/2016	<0.0025	
9/27/2016	0.00045 (J)	
11/15/2016	0.00048 (J)	
1/11/2017	0.00046 (J)	
2/28/2017	0.00061 (J)	
4/20/2017	0.00042 (J)	
7/19/2017	0.00041 (J)	
1/11/2018	0.00044 (J)	
7/11/2018	0.0004 (J)	
1/29/2019	0.00037 (J)	
3/26/2019	<0.0025	
9/11/2019	0.00044 (J)	
4/1/2020	0.00036 (J)	
9/15/2020	<0.0025	
3/17/2021	0.0004 (J)	
8/19/2021	0.0004 (J)	
2/22/2022		0.00051 (J)
8/2/2022		0.00042 (J)

Prediction Limit

Constituent: Cobalt (mg/L) Analysis Run 10/28/2022 4:14 PM View: PL's Intrawell Appendix I
Plant McIntosh Client: Southern Company Data: McIntosh LF4 CCR

	GWA-16	GWA-16
12/7/2015	0.0012 (J)	
12/14/2015	0.001 (J)	
12/28/2015	0.0012 (J)	
1/13/2016	0.001 (J)	
1/25/2016	0.00089 (J)	
4/20/2016	<0.0025	
6/15/2016	0.00063 (J)	
8/9/2016	0.00055 (J)	
9/27/2016	0.00059 (J)	
11/15/2016	0.0005 (J)	
1/11/2017	0.00044 (J)	
3/1/2017	0.00066 (J)	
4/20/2017	0.00045 (J)	
7/19/2017	0.00047 (J)	
1/11/2018	0.00043 (J)	
7/11/2018	0.00043 (J)	
1/29/2019	0.00044 (J)	
3/26/2019	<0.0025	
9/10/2019	0.0005	
4/1/2020	0.00036 (J)	
9/15/2020	<0.0025	
3/16/2021	0.00047 (J)	
8/17/2021	0.00043 (J)	
2/22/2022		0.00048 (J)
8/2/2022		0.00049 (J)

Prediction Limit

Constituent: Cobalt (mg/L) Analysis Run 10/28/2022 4:14 PM View: PL's Intrawell Appendix I
Plant McIntosh Client: Southern Company Data: McIntosh LF4 CCR

	GWA-2	GWA-2
8/25/2004	<0.01	
9/11/2004	<0.01	
9/26/2004	<0.01	
10/13/2004	<0.01	
7/11/2005	<0.01	
12/7/2005	<0.01	
6/22/2006	<0.01	
11/28/2006	<0.01	
7/6/2007	<0.01	
12/13/2007	<0.01	
6/20/2008	<0.01	
12/7/2008	<0.01	
7/9/2009	<0.01	
12/28/2009	<0.01	
6/22/2010	<0.01	
1/4/2011	<0.01	
7/9/2011	<0.01	
1/21/2012	<0.01	
7/11/2012	0.0017	
1/20/2013	<0.01	
7/19/2013	<0.01	
1/15/2014	0.0011 (J)	
7/11/2014	0.0012 (J)	
1/16/2015	0.00083 (J)	
6/20/2015	0.0013	
1/16/2016	0.0012 (J)	
4/19/2016	<0.01	
6/14/2016	0.001 (J)	
8/9/2016	0.0012 (J)	
9/26/2016	0.0012 (J)	
11/15/2016	0.0013 (J)	
1/10/2017	0.0011 (J)	
2/28/2017	0.0014 (J)	
4/19/2017	0.0012 (J)	
7/17/2017	0.0013 (J)	
1/10/2018	0.0013 (J)	
7/11/2018	0.0013 (J)	
1/29/2019	0.001 (J)	
3/27/2019	0.0011	
9/11/2019	0.0015	
4/1/2020	0.0013 (J)	
9/15/2020	0.00099 (J)	
3/16/2021	0.0013 (J)	
8/17/2021	0.0015 (J)	
2/22/2022		0.0015 (J)
8/2/2022		0.0013 (J)

Prediction Limit

Constituent: Cobalt (mg/L) Analysis Run 10/28/2022 4:14 PM View: PL's Intrawell Appendix I
Plant McIntosh Client: Southern Company Data: McIntosh LF4 CCR

	GWA-3	GWA-3
8/25/2004	<0.0025	
9/11/2004	<0.0025	
9/26/2004	<0.0025	
10/13/2004	<0.0025	
7/11/2005	<0.0025	
12/7/2005	<0.0025	
6/22/2006	<0.0025	
11/28/2006	<0.0025	
7/6/2007	<0.0025	
12/13/2007	<0.0025	
6/20/2008	<0.0025	
12/7/2008	<0.0025	
7/9/2009	<0.0025	
12/28/2009	<0.0025	
6/22/2010	<0.0025	
1/5/2011	0.0066 (o)	
7/9/2011	<0.0025	
1/20/2012	<0.0025	
7/11/2012	<0.0025	
1/19/2013	<0.0025	
7/18/2013	<0.0025	
1/15/2014	<0.0025	
7/11/2014	<0.0025	
1/15/2015	<0.0025	
6/19/2015	<0.0025	
1/16/2016	<0.0025	
4/19/2016	<0.0025	
6/14/2016	0.00044 (J)	
8/9/2016	0.00042 (J)	
9/27/2016	0.00042 (J)	
11/14/2016	<0.0025	
1/10/2017	<0.0025	
2/28/2017	0.00048 (J)	
4/19/2017	<0.0025	
7/18/2017	<0.0025	
1/10/2018	<0.0025	
7/11/2018	<0.0025	
1/29/2019	0.00035 (J)	
3/27/2019	<0.0025	
9/11/2019	0.00039 (J)	
4/1/2020	0.00024 (J)	
9/15/2020	<0.0025	
3/16/2021	0.00033 (J)	
8/17/2021	0.00039 (J)	
2/22/2022		0.00037 (J)
8/2/2022		0.00031 (J)

Prediction Limit

Constituent: Cobalt (mg/L) Analysis Run 10/28/2022 4:14 PM View: PL's Intrawell Appendix I
Plant McIntosh Client: Southern Company Data: McIntosh LF4 CCR

	GWA-4A	GWA-4A
8/25/2004	<0.0025	
9/11/2004	<0.0025	
9/26/2004	<0.0025	
10/13/2004	<0.0025	
7/11/2005	<0.0025	
12/7/2005	<0.0025	
6/22/2006	<0.0025	
11/28/2006	<0.0025	
7/6/2007	<0.0025	
12/13/2007	<0.0025	
6/20/2008	<0.0025	
12/7/2008	<0.0025	
7/9/2009	<0.0025	
12/30/2009	0.013	
6/22/2010	<0.0025	
1/4/2011	<0.0025	
7/10/2011	<0.0025	
1/21/2012	0.0061	
7/11/2012	0.01	
1/20/2013	0.0033	
7/19/2013	<0.0025	
1/16/2014	0.0027	
7/10/2014	<0.0025	
1/16/2015	0.0077	
6/20/2015	<0.0025	
1/14/2016	<0.0025	
4/20/2016	<0.0025	
6/14/2016	0.0004 (J)	
8/11/2016	0.0046	
9/27/2016	0.001 (J)	
11/14/2016	<0.0025	
1/10/2017	0.00044 (J)	
2/28/2017	0.001 (J)	
4/20/2017	0.00059 (J)	
7/18/2017	0.00079 (J)	
1/10/2018	0.0018 (J)	
7/11/2018	0.0044	
1/29/2019	0.0033	
3/26/2019	0.0037	
9/10/2019	0.0031	
3/31/2020	0.0038	
9/16/2020	0.0014 (J)	
3/17/2021	0.0014 (J)	
8/19/2021	0.0013 (J)	
2/23/2022		0.0013 (J)
8/3/2022		0.0017 (J)

Prediction Limit

Constituent: Cobalt (mg/L) Analysis Run 10/28/2022 4:14 PM View: PL's Intrawell Appendix I
Plant McIntosh Client: Southern Company Data: McIntosh LF4 CCR

	GWA-5	GWA-5
8/25/2004	<0.01	
9/11/2004	<0.01	
9/26/2004	<0.01	
10/13/2004	<0.01	
7/11/2005	<0.01	
12/7/2005	<0.01	
6/22/2006	<0.01	
11/28/2006	<0.01	
7/6/2007	<0.01	
12/13/2007	<0.01	
6/20/2008	<0.01	
12/7/2008	<0.01	
7/9/2009	<0.01	
12/29/2009	0.011	
6/22/2010	<0.01	
1/4/2011	<0.01	
7/9/2011	<0.01	
1/21/2012	<0.01	
7/11/2012	0.0072	
1/19/2013	<0.01	
7/18/2013	<0.01	
1/15/2014	0.00075 (J)	
7/10/2014	0.0007 (J)	
1/15/2015	0.0007 (J)	
6/19/2015	0.0011 (J)	
1/14/2016	0.00064 (J)	
4/20/2016	<0.01	
6/14/2016	0.0006 (J)	
8/9/2016	0.00062 (J)	
9/27/2016	0.00059 (J)	
11/15/2016	0.00064 (J)	
1/11/2017	0.00064 (J)	
1/19/2017	0.00046 (J)	
1/24/2017	0.009	
2/28/2017	0.00078 (J)	
4/20/2017	0.00065 (J)	
7/18/2017	0.00069 (J)	
1/10/2018	0.00068 (J)	
7/11/2018	0.00071 (J)	
1/29/2019	0.00064 (J)	
3/26/2019	0.00064	
9/10/2019	0.00074	
3/31/2020	0.00067 (J)	
9/15/2020	0.0005 (J)	
3/17/2021	0.00083 (J)	
8/19/2021	0.00079 (J)	
2/22/2022		0.00076 (J)
8/2/2022		0.00085 (J)

Prediction Limit

Constituent: Cobalt (mg/L) Analysis Run 10/28/2022 4:14 PM View: PL's Intrawell Appendix I
Plant McIntosh Client: Southern Company Data: McIntosh LF4 CCR

	GWC-1	GWC-1
8/25/2004	<0.0025	
9/11/2004	<0.0025	
9/26/2004	<0.0025	
7/11/2005	<0.0025	
12/7/2005	<0.0025	
6/22/2006	<0.0025	
11/28/2006	<0.0025	
7/6/2007	<0.0025	
12/13/2007	<0.0025	
6/20/2008	<0.0025	
12/7/2008	<0.0025	
7/9/2009	<0.0025	
12/28/2009	<0.0025	
6/22/2010	<0.0025	
1/4/2011	<0.0025	
7/9/2011	<0.0025	
1/21/2012	<0.0025	
7/11/2012	0.0013	
1/20/2013	0.0013	
7/19/2013	0.0015	
1/15/2014	0.0017	
7/11/2014	0.0018	
1/16/2015	0.0019	
6/20/2015	0.002	
1/16/2016	0.0015	
4/20/2016	<0.0025	
6/15/2016	0.0015 (J)	
8/10/2016	0.0016 (J)	
9/27/2016	0.0016 (J)	
11/15/2016	0.0015 (J)	
1/12/2017	0.0016 (J)	
1/23/2017	<0.0025	
3/1/2017	0.0021 (J)	
4/20/2017	0.0018 (J)	
7/19/2017	0.0015 (J)	
1/11/2018	0.0019 (J)	
7/12/2018	0.0018 (J)	
1/30/2019	<0.0025	
3/27/2019	0.0017	
9/11/2019	0.002	
4/1/2020	0.0016 (J)	
9/15/2020	0.0014 (J)	
3/16/2021	0.0017 (J)	
8/18/2021	0.0018 (J)	
2/23/2022		0.0017 (J)
8/3/2022		0.00034 (J)

Prediction Limit

Constituent: Cobalt (mg/L) Analysis Run 10/28/2022 4:14 PM View: PL's Intrawell Appendix I
Plant McIntosh Client: Southern Company Data: McIntosh LF4 CCR

	GWC-10	GWC-10
8/25/2004	<0.0025	
9/11/2004	<0.0025	
9/26/2004	<0.0025	
10/13/2004	<0.0025	
7/11/2005	<0.0025	
12/7/2005	<0.0025	
6/22/2006	<0.0025	
11/28/2006	<0.0025	
7/6/2007	<0.0025	
12/13/2007	<0.0025	
6/20/2008	<0.0025	
12/7/2008	<0.0025	
7/10/2009	<0.0025	
12/29/2009	<0.0025	
6/22/2010	<0.0025	
1/4/2011	<0.0025	
7/10/2011	<0.0025	
1/21/2012	<0.0025	
7/11/2012	<0.0025	
1/20/2013	<0.0025	
7/19/2013	<0.0025	
1/16/2014	<0.0025	
7/10/2014	<0.0025	
1/16/2015	<0.0025	
6/20/2015	0.0006 (J)	
1/16/2016	<0.0025	
4/21/2016	<0.0025	
6/16/2016	1E-05 (J)	
8/10/2016	<0.0025	
9/27/2016	<0.0025	
11/15/2016	<0.0025	
1/12/2017	<0.0025	
3/1/2017	<0.0025	
4/24/2017	<0.0025	
7/24/2017	<0.0025	
1/11/2018	<0.0025	
7/12/2018	<0.0025	
1/30/2019	<0.0025	
3/27/2019	<0.0025	
9/11/2019	0.0001 (J)	
4/1/2020	<0.0025	
9/15/2020	<0.0025	
3/16/2021	<0.0025	
8/18/2021	<0.0025	
2/23/2022		<0.0025
8/3/2022		<0.0025

Prediction Limit

Constituent: Cobalt (mg/L) Analysis Run 10/28/2022 4:14 PM View: PL's Intrawell Appendix I
Plant McIntosh Client: Southern Company Data: McIntosh LF4 CCR

	GWC-11	GWC-11
8/25/2004	<0.0025	
9/11/2004	<0.0025	
9/26/2004	<0.0025	
10/13/2004	<0.0025	
7/11/2005	<0.0025	
12/7/2005	<0.0025	
6/22/2006	<0.0025	
11/28/2006	<0.0025	
7/6/2007	<0.0025	
12/13/2007	<0.0025	
6/20/2008	<0.0025	
12/7/2008	<0.0025	
7/10/2009	<0.0025	
12/29/2009	0.0071	
6/22/2010	<0.0025	
1/5/2011	<0.0025	
7/9/2011	0.0037	
1/21/2012	0.0062	
7/11/2012	0.007	
1/19/2013	<0.0025	
7/19/2013	<0.0025	
1/15/2014	0.0028	
7/11/2014	<0.0025	
1/16/2015	0.0048	
6/20/2015	<0.0025	
1/14/2016	<0.0025	
4/20/2016	<0.0025	
6/15/2016	0.00011 (J)	
8/10/2016	<0.0025	
9/27/2016	<0.0025	
11/15/2016	<0.0025	
1/12/2017	<0.0025	
3/1/2017	<0.0025	
4/24/2017	<0.0025	
7/24/2017	<0.0025	
1/11/2018	<0.0025	
7/12/2018	<0.0025	
1/30/2019	<0.0025	
3/27/2019	<0.0025	
9/11/2019	<0.0025	
4/2/2020	<0.0025	
9/15/2020	<0.0025	
3/17/2021	0.00016 (J)	
8/18/2021	<0.0025	
2/23/2022		<0.0025
8/2/2022		<0.0025

Prediction Limit

Constituent: Cobalt (mg/L) Analysis Run 10/28/2022 4:14 PM View: PL's Intrawell Appendix I
Plant McIntosh Client: Southern Company Data: McIntosh LF4 CCR

	GWC-12	GWC-12
8/25/2004	<0.0025	
9/11/2004	<0.0025	
9/26/2004	<0.0025	
10/13/2004	<0.0025	
7/11/2005	<0.0025	
12/7/2005	<0.0025	
6/22/2006	<0.0025	
11/28/2006	<0.0025	
7/6/2007	<0.0025	
12/13/2007	<0.0025	
6/20/2008	<0.0025	
12/7/2008	<0.0025	
7/10/2009	<0.0025	
12/28/2009	<0.0025	
6/22/2010	<0.0025	
1/4/2011	<0.0025	
7/9/2011	0.0039	
1/20/2012	<0.0025	
7/11/2012	0.012 (o)	
1/19/2013	<0.0025	
7/18/2013	<0.0025	
1/15/2014	0.005	
7/11/2014	0.00079 (J)	
1/15/2015	0.00069 (J)	
6/19/2015	0.0007 (J)	
1/16/2016	0.00061 (J)	
4/20/2016	<0.0025	
6/15/2016	0.00051 (J)	
8/10/2016	0.00052 (J)	
9/27/2016	0.00077 (J)	
11/15/2016	0.00055 (J)	
1/12/2017	0.0005 (J)	
3/1/2017	0.00079 (J)	
4/20/2017	0.00056 (J)	
7/20/2017	0.00051 (J)	
1/11/2018	0.0006 (J)	
7/12/2018	0.00056 (J)	
1/30/2019	<0.0025	
3/27/2019	0.00051	
9/11/2019	0.00067	
4/1/2020	0.00051 (J)	
9/16/2020	0.00023 (J)	
3/16/2021	0.00058 (J)	
8/18/2021	0.00065 (J)	
2/23/2022		0.00049 (J)
8/3/2022		0.00068 (J)

Prediction Limit

Constituent: Cobalt (mg/L) Analysis Run 10/28/2022 4:14 PM View: PL's Intrawell Appendix I
Plant McIntosh Client: Southern Company Data: McIntosh LF4 CCR

	GWC-17	GWC-17
12/8/2015	0.0018	
12/14/2015	0.0016	
12/28/2015	0.0015	
1/13/2016	0.0013	
1/26/2016	0.0012 (J)	
4/20/2016	<0.0025	
6/15/2016	0.00073 (J)	
8/9/2016	0.00069 (J)	
9/27/2016	0.00081 (J)	
11/15/2016	0.00071 (J)	
1/11/2017	0.00062 (J)	
3/1/2017	0.00081 (J)	
4/20/2017	0.00053 (J)	
7/19/2017	0.00051 (J)	
1/11/2018	0.00046 (J)	
7/11/2018	<0.0025	
1/29/2019	0.00038 (J)	
3/27/2019	<0.0025	
9/11/2019	0.00034 (J)	
4/1/2020	0.00023 (J)	
9/15/2020	<0.0025	
3/16/2021	0.00027 (J)	
8/19/2021	0.00023 (J)	
2/22/2022		<0.0025
8/2/2022		<0.0025

Prediction Limit

Constituent: Cobalt (mg/L) Analysis Run 10/28/2022 4:14 PM View: PL's Intrawell Appendix I
Plant McIntosh Client: Southern Company Data: McIntosh LF4 CCR

	GWC-18	GWC-18
12/8/2015	<0.0025	
12/14/2015	<0.0025	
12/28/2015	<0.0025	
1/14/2016	<0.0025	
1/26/2016	<0.0025	
4/19/2016	<0.0025	
6/16/2016	0.00017 (J)	
8/11/2016	<0.0025	
9/28/2016	<0.0025	
11/16/2016	<0.0025	
1/11/2017	<0.0025	
3/1/2017	<0.0025	
4/25/2017	<0.0025	
7/25/2017	<0.0025	
1/12/2018	<0.0025	
7/11/2018	<0.0025	
1/30/2019	<0.0025	
3/27/2019	<0.0025	
9/11/2019	8.2E-05 (J)	
4/1/2020	<0.0025	
9/15/2020	<0.0025	
3/17/2021	<0.0025	
8/19/2021	<0.0025	
2/23/2022		<0.0025
8/2/2022		<0.0025

Prediction Limit

Constituent: Cobalt (mg/L) Analysis Run 10/28/2022 4:14 PM View: PL's IntraWell Appendix I
Plant McIntosh Client: Southern Company Data: McIntosh LF4 CCR

	GWC-19	GWC-19
12/8/2015	0.00084 (J)	
12/15/2015	0.00063 (J)	
12/28/2015	0.00071 (J)	
1/14/2016	<0.0025	
1/26/2016	<0.0025	
4/19/2016	<0.0025	
6/16/2016	6.7E-05 (J)	
8/10/2016	<0.0025	
9/28/2016	<0.0025	
11/15/2016	<0.0025	
1/16/2017	<0.0025	
3/1/2017	<0.0025	
4/25/2017	<0.0025	
7/25/2017	<0.0025	
1/12/2018	<0.0025	
7/11/2018	<0.0025	
1/29/2019	<0.0025	
3/27/2019	<0.0025	
9/11/2019	9.9E-05 (J)	
4/1/2020	<0.0025	
9/16/2020	<0.0025	
3/16/2021	<0.0025	
8/19/2021	<0.0025	
2/23/2022		<0.0025
8/3/2022		<0.0025

Prediction Limit

Constituent: Cobalt (mg/L) Analysis Run 10/28/2022 4:14 PM View: PL's Intrawell Appendix I
Plant McIntosh Client: Southern Company Data: McIntosh LF4 CCR

	GWC-20	GWC-20
12/9/2015	0.0055	
12/14/2015	0.0073	
12/29/2015	0.0076	
1/14/2016	0.0056	
1/25/2016	0.0061	
4/21/2016	0.00468 (J)	
6/16/2016	0.0032 (J)	
8/10/2016	0.0025	
9/27/2016	0.0023 (J)	
11/15/2016	0.0019 (J)	
1/13/2017	0.0017 (J)	
3/1/2017	0.0021 (J)	
4/25/2017	0.0016 (J)	
7/25/2017	0.0016 (J)	
1/12/2018	0.0014 (J)	
7/11/2018	0.0013 (J)	
1/29/2019	0.00084 (J)	
3/27/2019	0.0012	
9/11/2019	0.0014	
4/1/2020	0.00094 (J)	
9/15/2020	0.00097 (J)	
3/16/2021	0.0009 (J)	
8/19/2021	0.00088 (J)	
2/22/2022		0.0009 (J)
8/3/2022		0.00091 (J)

Prediction Limit

Constituent: Cobalt (mg/L) Analysis Run 10/28/2022 4:14 PM View: PL's IntraWell Appendix I
Plant McIntosh Client: Southern Company Data: McIntosh LF4 CCR

	GWC-21	GWC-21
12/9/2015	0.0013	
12/14/2015	0.0014	
12/29/2015	0.0018	
1/14/2016	0.0018	
1/25/2016	0.0019	
4/21/2016	<0.0025	
6/16/2016	0.0021 (J)	
8/10/2016	0.0015 (J)	
9/27/2016	0.015 (o)	
11/15/2016	0.0017 (J)	
1/12/2017	0.0014 (J)	
3/1/2017	0.0019 (J)	
4/24/2017	0.0015 (J)	
7/25/2017	0.0014 (J)	
1/11/2018	0.0013 (J)	
7/11/2018	0.0012 (J)	
1/30/2019	<0.0025	
3/27/2019	0.001	
9/11/2019	0.0012	
4/1/2020	0.00088 (J)	
9/15/2020	0.00088 (J)	
3/17/2021	0.00092 (J)	
8/19/2021	0.00077 (J)	
2/23/2022		0.00079 (J)
8/4/2022		0.00083 (J)

Prediction Limit

Constituent: Cobalt (mg/L) Analysis Run 10/28/2022 4:14 PM View: PL's Intrawell Appendix I
Plant McIntosh Client: Southern Company Data: McIntosh LF4 CCR

	GWC-23	GWC-23
6/16/2016	0.0019 (J)	
8/10/2016	0.0051	
9/28/2016	0.0058	
11/16/2016	0.0063	
1/17/2017	0.0057	
3/2/2017	0.0095	
4/25/2017	0.0078	
7/13/2017	0.0061	
7/25/2017	0.0074	
1/12/2018	0.0072	
7/12/2018	0.0077	
1/30/2019	0.0061	
3/27/2019	0.006	
9/11/2019	0.0059	
4/1/2020	0.0037	
9/15/2020	0.0032	
3/17/2021	0.0035	
8/19/2021	0.0025	
2/23/2022		0.0026
8/4/2022		0.0016 (J)

Prediction Limit

Constituent: Cobalt (mg/L) Analysis Run 10/28/2022 4:14 PM View: PL's Intrawell Appendix I
Plant McIntosh Client: Southern Company Data: McIntosh LF4 CCR

	GWC-9	GWC-9
8/25/2004	<0.0025	
9/11/2004	<0.0025	
9/26/2004	<0.0025	
10/13/2004	<0.0025	
7/11/2005	<0.0025	
12/7/2005	<0.0025	
6/22/2006	<0.0025	
11/28/2006	<0.0025	
7/6/2007	<0.0025	
12/13/2007	<0.0025	
6/20/2008	<0.0025	
12/7/2008	<0.0025	
7/9/2009	<0.0025	
12/29/2009	<0.0025	
6/22/2010	<0.0025	
1/5/2011	<0.0025	
7/9/2011	<0.0025	
1/21/2012	<0.0025	
7/11/2012	0.0013	
1/19/2013	0.0055	
7/18/2013	<0.0025	
1/15/2014	0.00052 (J)	
7/10/2014	0.00055 (J)	
1/16/2015	<0.0025	
6/20/2015	0.00052 (J)	
1/14/2016	0.00051 (J)	
4/19/2016	<0.0025	
6/15/2016	0.00052 (J)	
8/10/2016	0.0006 (J)	
9/27/2016	0.00063 (J)	
11/15/2016	0.00053 (J)	
1/13/2017	0.00052 (J)	
3/1/2017	0.00084 (J)	
4/24/2017	0.00055 (J)	
7/24/2017	0.00058 (J)	
1/12/2018	0.00054 (J)	
7/12/2018	0.00072 (J)	
1/30/2019	<0.0025	
3/27/2019	0.00051	
9/11/2019	0.00083	
4/1/2020	0.00042 (J)	
9/16/2020	0.00037 (J)	
3/17/2021	0.00092 (J)	
8/19/2021	0.00063 (J)	
2/23/2022		0.00064 (J)
8/3/2022		0.00034 (J)

Prediction Limit

Constituent: Copper (mg/L) Analysis Run 10/28/2022 4:14 PM View: PL's Intrawell Appendix I
Plant McIntosh Client: Southern Company Data: McIntosh LF4 CCR

	GWA-13	GWA-13
12/7/2015	<0.002	
12/15/2015	<0.002	
12/29/2015	<0.002	
1/13/2016	<0.002	
1/25/2016	<0.002	
6/14/2016	<0.002	
1/12/2017	<0.002	
7/18/2017	<0.002	
1/10/2018	<0.002	
7/11/2018	<0.002	
1/29/2019	<0.002	
3/26/2019	<0.002	
9/10/2019	0.00066 (J)	
3/31/2020	<0.002	
9/15/2020	<0.002	
3/16/2021	<0.002	
8/18/2021	<0.002	
2/22/2022		<0.002
8/2/2022		<0.002

Prediction Limit

Constituent: Copper (mg/L) Analysis Run 10/28/2022 4:14 PM View: PL's Intrawell Appendix I
Plant McIntosh Client: Southern Company Data: McIntosh LF4 CCR

	GWA-14	GWA-14
12/7/2015	<0.002	
12/15/2015	<0.002	
12/29/2015	<0.002	
1/13/2016	<0.002	
1/25/2016	0.0014 (J)	
6/14/2016	<0.002	
1/11/2017	<0.002	
7/19/2017	<0.002	
1/11/2018	<0.002	
7/11/2018	<0.002	
1/29/2019	<0.002	
3/26/2019	<0.002	
9/10/2019	0.00076 (J)	
4/1/2020	<0.002	
9/15/2020	<0.002	
3/16/2021	<0.002	
8/17/2021	<0.002	
2/22/2022		<0.002
8/2/2022		<0.002

Prediction Limit

Constituent: Copper (mg/L) Analysis Run 10/28/2022 4:14 PM View: PL's Intrawell Appendix I
Plant McIntosh Client: Southern Company Data: McIntosh LF4 CCR

	GWA-15	GWA-15
12/7/2015	0.00084 (J)	
12/15/2015	<0.002	
12/28/2015	<0.002	
1/13/2016	<0.002	
1/25/2016	<0.002	
6/15/2016	<0.002	
1/11/2017	<0.002	
7/19/2017	<0.002	
1/11/2018	<0.002	
7/11/2018	<0.002	
1/29/2019	<0.002	
3/26/2019	<0.002	
9/11/2019	<0.002	
4/1/2020	<0.002	
9/15/2020	<0.002	
3/17/2021	<0.002	
8/19/2021	<0.002	
2/22/2022		<0.002
8/2/2022		<0.002

Prediction Limit

Constituent: Copper (mg/L) Analysis Run 10/28/2022 4:14 PM View: PL's Intrawell Appendix I
Plant McIntosh Client: Southern Company Data: McIntosh LF4 CCR

	GWA-16	GWA-16
12/7/2015	0.001 (J)	
12/14/2015	<0.002	
12/28/2015	<0.002	
1/13/2016	<0.002	
1/25/2016	0.00081 (J)	
6/15/2016	<0.002	
1/11/2017	<0.002	
7/19/2017	<0.002	
1/11/2018	<0.002	
7/11/2018	<0.002	
1/29/2019	<0.002	
3/26/2019	<0.002	
9/10/2019	<0.002	
4/1/2020	<0.002	
9/15/2020	<0.002	
3/16/2021	<0.002	
8/17/2021	<0.002	
2/22/2022		<0.002
8/2/2022		<0.002

Prediction Limit

Constituent: Copper (mg/L) Analysis Run 10/28/2022 4:14 PM View: PL's Intrawell Appendix I
Plant McIntosh Client: Southern Company Data: McIntosh LF4 CCR

	GWA-2	GWA-2
8/25/2004	<0.002	
9/11/2004	0.003	
9/26/2004	<0.002	
10/13/2004	<0.002	
7/11/2005	<0.002	
12/7/2005	<0.002	
6/22/2006	<0.002	
11/28/2006	<0.002	
7/6/2007	<0.002	
12/13/2007	<0.002	
6/20/2008	<0.002	
12/7/2008	<0.002	
7/9/2009	<0.002	
12/28/2009	<0.002	
6/22/2010	<0.002	
1/4/2011	<0.002	
7/9/2011	<0.002	
1/21/2012	<0.002	
7/11/2012	<0.002	
1/20/2013	<0.002	
7/19/2013	<0.002	
1/15/2014	<0.002	
7/11/2014	<0.002	
1/16/2015	<0.002	
6/20/2015	<0.002	
1/16/2016	<0.002	
6/14/2016	<0.002	
1/10/2017	<0.002	
7/17/2017	<0.002	
1/10/2018	<0.002	
7/11/2018	<0.002	
1/29/2019	<0.002	
3/27/2019	<0.002	
9/11/2019	<0.002	
4/1/2020	<0.002	
9/15/2020	<0.002	
3/16/2021	<0.002	
8/17/2021	<0.002	
2/22/2022		<0.002
8/2/2022		<0.002

Prediction Limit

Constituent: Copper (mg/L) Analysis Run 10/28/2022 4:14 PM View: PL's Intrawell Appendix I
Plant McIntosh Client: Southern Company Data: McIntosh LF4 CCR

	GWA-3	GWA-3
8/25/2004	<0.002	
9/11/2004	<0.002	
9/26/2004	0.0029	
10/13/2004	<0.002	
7/11/2005	<0.002	
12/7/2005	<0.002	
6/22/2006	0.0026	
11/28/2006	<0.002	
7/6/2007	0.0034	
12/13/2007	<0.002	
6/20/2008	<0.002	
12/7/2008	<0.002	
7/9/2009	<0.002	
12/28/2009	<0.002	
6/22/2010	<0.002	
1/5/2011	0.014 (o)	
7/9/2011	<0.002	
1/20/2012	<0.002	
7/11/2012	<0.002	
1/19/2013	<0.002	
7/18/2013	<0.002	
1/15/2014	<0.002	
7/11/2014	<0.002	
1/15/2015	<0.002	
6/19/2015	<0.002	
1/16/2016	<0.002	
6/14/2016	<0.002	
1/10/2017	<0.002	
7/18/2017	<0.002	
1/10/2018	<0.002	
7/11/2018	<0.002	
1/29/2019	<0.002	
3/27/2019	<0.002	
9/11/2019	0.00092 (J)	
4/1/2020	<0.002	
9/15/2020	0.00095 (J)	
3/16/2021	<0.002	
8/17/2021	<0.002	
2/22/2022		<0.002
8/2/2022		<0.002

Prediction Limit

Constituent: Copper (mg/L) Analysis Run 10/28/2022 4:14 PM View: PL's Intrawell Appendix I
Plant McIntosh Client: Southern Company Data: McIntosh LF4 CCR

	GWA-4A	GWA-4A
8/25/2004	0.0023	
9/11/2004	<0.002	
9/26/2004	<0.002	
10/13/2004	<0.002	
7/11/2005	<0.002	
12/7/2005	<0.002	
6/22/2006	<0.002	
11/28/2006	<0.002	
7/6/2007	<0.002	
12/13/2007	<0.002	
6/20/2008	<0.002	
12/7/2008	<0.002	
7/9/2009	<0.002	
12/30/2009	<0.002	
6/22/2010	<0.002	
1/4/2011	<0.002	
7/10/2011	<0.002	
1/21/2012	<0.002	
7/11/2012	<0.002	
1/20/2013	<0.002	
7/19/2013	<0.002	
1/16/2014	<0.002	
7/10/2014	<0.002	
1/16/2015	<0.002	
6/20/2015	<0.002	
1/14/2016	<0.002	
6/14/2016	<0.002	
1/10/2017	<0.002	
7/18/2017	<0.002	
1/10/2018	<0.002	
7/11/2018	<0.002	
1/29/2019	<0.002	
3/26/2019	0.0021	
9/10/2019	0.0016 (J)	
3/31/2020	0.0051	
9/16/2020	0.00079 (J)	
3/17/2021	0.0012 (J)	
8/19/2021	0.00087 (J)	
2/23/2022		0.0012 (J)
8/3/2022		<0.002

Prediction Limit

Constituent: Copper (mg/L) Analysis Run 10/28/2022 4:14 PM View: PL's Intrawell Appendix I
Plant McIntosh Client: Southern Company Data: McIntosh LF4 CCR

	GWA-5	GWA-5
8/25/2004	<0.002	
9/11/2004	<0.002	
9/26/2004	<0.002	
10/13/2004	<0.002	
7/11/2005	<0.002	
12/7/2005	<0.002	
6/22/2006	<0.002	
11/28/2006	<0.002	
7/6/2007	<0.002	
12/13/2007	<0.002	
6/20/2008	<0.002	
12/7/2008	<0.002	
7/9/2009	<0.002	
12/29/2009	<0.002	
6/22/2010	<0.002	
1/4/2011	<0.002	
7/9/2011	<0.002	
1/21/2012	<0.002	
7/11/2012	<0.002	
1/19/2013	<0.002	
7/18/2013	<0.002	
1/15/2014	<0.002	
7/10/2014	<0.002	
1/15/2015	<0.002	
6/19/2015	<0.002	
1/14/2016	0.00084 (J)	
6/14/2016	0.0021 (J)	
1/11/2017	<0.002	
7/18/2017	<0.002	
1/10/2018	<0.002	
7/11/2018	<0.002	
1/29/2019	<0.002	
3/26/2019	<0.002	
9/10/2019	<0.002	
3/31/2020	<0.002	
9/15/2020	<0.002	
3/17/2021	<0.002	
8/19/2021	<0.002	
2/22/2022		<0.002
8/2/2022		<0.002

Prediction Limit

Constituent: Copper (mg/L) Analysis Run 10/28/2022 4:14 PM View: PL's Intrawell Appendix I
Plant McIntosh Client: Southern Company Data: McIntosh LF4 CCR

	GWC-1	GWC-1
8/25/2004	<0.002	
9/11/2004	<0.002	
9/26/2004	<0.002	
7/11/2005	<0.002	
12/7/2005	<0.002	
6/22/2006	<0.002	
11/28/2006	<0.002	
7/6/2007	<0.002	
12/13/2007	<0.002	
6/20/2008	<0.002	
12/7/2008	<0.002	
7/9/2009	<0.002	
12/28/2009	<0.002	
6/22/2010	<0.002	
1/4/2011	<0.002	
7/9/2011	<0.002	
1/21/2012	<0.002	
7/11/2012	<0.002	
1/20/2013	<0.002	
7/19/2013	<0.002	
1/15/2014	<0.002	
7/11/2014	<0.002	
1/16/2015	<0.002	
6/20/2015	<0.002	
1/16/2016	<0.002	
6/15/2016	<0.002	
1/12/2017	<0.002	
7/19/2017	<0.002	
1/11/2018	<0.002	
7/12/2018	<0.002	
1/30/2019	<0.002	
3/27/2019	<0.002	
9/11/2019	0.001 (J)	
4/1/2020	<0.002	
9/15/2020	<0.002	
3/16/2021	<0.002	
8/18/2021	<0.002	
2/23/2022		<0.002
8/3/2022		<0.002

Prediction Limit

Constituent: Copper (mg/L) Analysis Run 10/28/2022 4:14 PM View: PL's Intrawell Appendix I
Plant McIntosh Client: Southern Company Data: McIntosh LF4 CCR

	GWC-11	GWC-11
8/25/2004	<0.002	
9/11/2004	<0.002	
9/26/2004	<0.002	
10/13/2004	<0.002	
7/11/2005	<0.002	
12/7/2005	<0.002	
6/22/2006	<0.002	
11/28/2006	0.0027	
7/6/2007	<0.002	
12/13/2007	<0.002	
6/20/2008	<0.002	
12/7/2008	<0.002	
7/10/2009	<0.002	
12/29/2009	<0.002	
6/22/2010	<0.002	
1/5/2011	<0.002	
7/9/2011	<0.002	
1/21/2012	<0.002	
7/11/2012	<0.002	
1/19/2013	<0.002	
7/19/2013	<0.002	
1/15/2014	<0.002	
7/11/2014	0.0014 (J)	
1/16/2015	<0.002	
6/20/2015	<0.002	
1/14/2016	<0.002	
6/15/2016	<0.002	
1/12/2017	<0.002	
7/24/2017	<0.002	
1/11/2018	<0.002	
7/12/2018	<0.002	
1/30/2019	<0.002	
3/27/2019	<0.002	
9/11/2019	<0.002	
4/2/2020	0.0013 (J)	
9/15/2020	<0.002	
3/17/2021	0.0019 (J)	
8/18/2021	<0.002	
2/23/2022		<0.002
8/2/2022		<0.002

Prediction Limit

Constituent: Copper (mg/L) Analysis Run 10/28/2022 4:14 PM View: PL's Intrawell Appendix I
Plant McIntosh Client: Southern Company Data: McIntosh LF4 CCR

	GWC-12	GWC-12
8/25/2004	<0.002	
9/11/2004	<0.002	
9/26/2004	<0.002	
10/13/2004	<0.002	
7/11/2005	<0.002	
12/7/2005	<0.002	
6/22/2006	<0.002	
11/28/2006	<0.002	
7/6/2007	<0.002	
12/13/2007	<0.002	
6/20/2008	<0.002	
12/7/2008	<0.002	
7/10/2009	<0.002	
12/28/2009	<0.002	
6/22/2010	<0.002	
1/4/2011	<0.002	
7/9/2011	<0.002	
1/20/2012	<0.002	
7/11/2012	<0.002	
1/19/2013	<0.002	
7/18/2013	<0.002	
1/15/2014	<0.002	
7/11/2014	<0.002	
1/15/2015	<0.002	
6/19/2015	<0.002	
1/16/2016	<0.002	
6/15/2016	<0.002	
1/12/2017	<0.002	
7/20/2017	<0.002	
1/11/2018	<0.002	
7/12/2018	<0.002	
1/30/2019	<0.002	
3/27/2019	<0.002	
9/11/2019	0.00069 (J)	
4/1/2020	<0.002	
9/16/2020	<0.002	
3/16/2021	<0.002	
8/18/2021	0.00096 (J)	
2/23/2022		<0.002
8/3/2022		<0.002

Prediction Limit

Constituent: Copper (mg/L) Analysis Run 10/28/2022 4:14 PM View: PL's Intrawell Appendix I
Plant McIntosh Client: Southern Company Data: McIntosh LF4 CCR

	GWC-17	GWC-17
12/8/2015	0.0021 (J)	
12/14/2015	0.0018 (J)	
12/28/2015	<0.002	
1/13/2016	<0.002	
1/26/2016	<0.002	
6/15/2016	<0.002	
1/11/2017	<0.002	
7/19/2017	<0.002	
1/11/2018	<0.002	
7/11/2018	<0.002	
1/29/2019	<0.002	
3/27/2019	<0.002	
9/11/2019	0.0012 (J)	
4/1/2020	<0.002	
9/15/2020	<0.002	
3/16/2021	<0.002	
8/19/2021	<0.002	
2/22/2022		<0.002
8/2/2022		<0.002

Prediction Limit

Constituent: Copper (mg/L) Analysis Run 10/28/2022 4:14 PM View: PL's Intrawell Appendix I
Plant McIntosh Client: Southern Company Data: McIntosh LF4 CCR

	GWC-18	GWC-18
12/8/2015	<0.002	
12/14/2015	0.00096 (J)	
12/28/2015	<0.002	
1/14/2016	<0.002	
1/26/2016	<0.002	
6/16/2016	0.00068 (J)	
1/11/2017	<0.002	
7/25/2017	<0.002	
1/12/2018	<0.002	
7/11/2018	<0.002	
1/30/2019	0.0021 (J)	
3/27/2019	<0.002	
9/11/2019	0.0011 (J)	
4/1/2020	<0.002	
9/15/2020	<0.002	
3/17/2021	0.001 (J)	
8/19/2021	0.00089 (J)	
2/23/2022		<0.002
8/2/2022		<0.002

Prediction Limit

Constituent: Copper (mg/L) Analysis Run 10/28/2022 4:14 PM View: PL's Intrawell Appendix I
Plant McIntosh Client: Southern Company Data: McIntosh LF4 CCR

	GWC-19	GWC-19
12/8/2015	<0.002	
12/15/2015	<0.002	
12/28/2015	<0.002	
1/14/2016	<0.002	
1/26/2016	<0.002	
6/16/2016	0.00024 (J)	
1/16/2017	<0.002	
7/25/2017	<0.002	
1/12/2018	<0.002	
7/11/2018	<0.002	
1/29/2019	<0.002	
3/27/2019	<0.002	
9/11/2019	0.00085 (J)	
4/1/2020	<0.002	
9/16/2020	<0.002	
3/16/2021	<0.002	
8/19/2021	<0.002	
2/23/2022		<0.002
8/3/2022		<0.002

Prediction Limit

Constituent: Copper (mg/L) Analysis Run 10/28/2022 4:14 PM View: PL's Intrawell Appendix I
Plant McIntosh Client: Southern Company Data: McIntosh LF4 CCR

	GWC-20	GWC-20
12/9/2015	<0.002	
12/14/2015	<0.002	
12/29/2015	<0.002	
1/14/2016	<0.002	
1/25/2016	<0.002	
6/16/2016	0.00032 (J)	
1/13/2017	<0.002	
7/25/2017	<0.002	
1/12/2018	<0.002	
7/11/2018	<0.002	
1/29/2019	<0.002	
3/27/2019	<0.002	
9/11/2019	0.0012 (J)	
4/1/2020	<0.002	
9/15/2020	<0.002	
3/16/2021	<0.002	
8/19/2021	<0.002	
2/22/2022		<0.002
8/3/2022		<0.002

Prediction Limit

Constituent: Copper (mg/L) Analysis Run 10/28/2022 4:14 PM View: PL's Intrawell Appendix I
Plant McIntosh Client: Southern Company Data: McIntosh LF4 CCR

	GWC-21	GWC-21
12/9/2015	<0.002	
12/14/2015	<0.002	
12/29/2015	0.00082 (J)	
1/14/2016	0.0064 (o)	
1/25/2016	<0.002	
6/16/2016	0.00042 (J)	
1/12/2017	<0.002	
7/25/2017	<0.002	
1/11/2018	<0.002	
7/11/2018	<0.002	
1/30/2019	<0.002	
3/27/2019	<0.002	
9/11/2019	0.00066 (J)	
4/1/2020	<0.002	
9/15/2020	<0.002	
3/17/2021	<0.002	
8/19/2021	<0.002	
2/23/2022		<0.002
8/4/2022		<0.002

Prediction Limit

Constituent: Copper (mg/L) Analysis Run 10/28/2022 4:14 PM View: PL's IntraWell Appendix I
Plant McIntosh Client: Southern Company Data: McIntosh LF4 CCR

	GWC-23	GWC-23
6/16/2016	0.0011 (J)	
1/17/2017	<0.002	
7/25/2017	<0.002	
1/12/2018	<0.002	
7/12/2018	<0.002	
1/30/2019	<0.002	
3/27/2019	<0.002	
9/11/2019	0.00092 (J)	
4/1/2020	<0.002	
9/15/2020	<0.002	
3/17/2021	<0.002	
8/19/2021	0.0013 (J)	
2/23/2022		<0.002
8/4/2022		<0.002

Prediction Limit

Constituent: Copper (mg/L) Analysis Run 10/28/2022 4:14 PM View: PL's Intrawell Appendix I
Plant McIntosh Client: Southern Company Data: McIntosh LF4 CCR

	GWC-9	GWC-9
8/25/2004	<0.002	
9/11/2004	<0.002	
9/26/2004	0.0021	
10/13/2004	<0.002	
7/11/2005	<0.002	
12/7/2005	<0.002	
6/22/2006	<0.002	
11/28/2006	<0.002	
7/6/2007	<0.002	
12/13/2007	<0.002	
6/20/2008	<0.002	
12/7/2008	<0.002	
7/9/2009	<0.002	
12/29/2009	<0.002	
6/22/2010	<0.002	
1/5/2011	<0.002	
7/9/2011	<0.002	
1/21/2012	<0.002	
7/11/2012	<0.002	
1/19/2013	<0.002	
7/18/2013	<0.002	
1/15/2014	<0.002	
7/10/2014	<0.002	
1/16/2015	<0.002	
6/20/2015	<0.002	
1/14/2016	<0.002	
6/15/2016	<0.002	
1/13/2017	<0.002	
7/24/2017	<0.002	
1/12/2018	<0.002	
7/12/2018	<0.002	
1/30/2019	0.002 (J)	
3/27/2019	<0.002	
9/11/2019	0.00092 (J)	
4/1/2020	<0.002	
9/16/2020	<0.002	
3/17/2021	<0.002	
8/19/2021	<0.002	
2/23/2022		<0.002
8/3/2022		<0.002

Prediction Limit

Constituent: Lead (mg/L) Analysis Run 10/28/2022 4:14 PM View: PL's IntraWell Appendix I
Plant McIntosh Client: Southern Company Data: McIntosh LF4 CCR

	GWA-13	GWA-13
12/7/2015	<0.001	
12/15/2015	<0.001	
12/29/2015	<0.001	
1/13/2016	<0.001	
1/25/2016	<0.001	
4/20/2016	<0.001	
6/14/2016	<0.001	
8/9/2016	<0.001	
9/27/2016	<0.001	
11/15/2016	<0.001	
1/12/2017	<0.001	
2/28/2017	<0.001	
4/20/2017	<0.001	
7/18/2017	<0.001	
1/10/2018	<0.001	
7/11/2018	<0.001	
1/29/2019	<0.001	
3/26/2019	<0.001	
9/10/2019	0.00058 (J)	
3/31/2020	<0.001	
9/15/2020	<0.001	
3/16/2021	<0.001	
8/18/2021	<0.001	
2/22/2022		<0.001
8/2/2022		<0.001

Prediction Limit

Constituent: Lead (mg/L) Analysis Run 10/28/2022 4:14 PM View: PL's IntraWell Appendix I
Plant McIntosh Client: Southern Company Data: McIntosh LF4 CCR

	GWA-14	GWA-14
12/7/2015	<0.001	
12/15/2015	<0.001	
12/29/2015	<0.001	
1/13/2016	<0.001	
1/25/2016	<0.001	
4/20/2016	<0.001	
6/14/2016	<0.001	
8/9/2016	<0.001	
9/27/2016	<0.001	
11/15/2016	<0.001	
1/11/2017	<0.001	
2/28/2017	<0.001	
4/20/2017	<0.001	
7/19/2017	<0.001	
1/11/2018	<0.001	
7/11/2018	<0.001	
1/29/2019	<0.001	
3/26/2019	<0.001	
9/10/2019	0.00013 (J)	
4/1/2020	<0.001	
9/15/2020	<0.001	
3/16/2021	<0.001	
8/17/2021	0.00021 (J)	
2/22/2022		<0.001
8/2/2022		<0.001

Prediction Limit

Constituent: Lead (mg/L) Analysis Run 10/28/2022 4:14 PM View: PL's IntraWell Appendix I
Plant McIntosh Client: Southern Company Data: McIntosh LF4 CCR

	GWA-16	GWA-16
12/7/2015	<0.001	
12/14/2015	<0.001	
12/28/2015	<0.001	
1/13/2016	<0.001	
1/25/2016	<0.001	
4/20/2016	<0.001	
6/15/2016	<0.001	
8/9/2016	<0.001	
9/27/2016	<0.001	
11/15/2016	<0.001	
1/11/2017	<0.001	
3/1/2017	<0.001	
4/20/2017	<0.001	
7/19/2017	<0.001	
1/11/2018	<0.001	
7/11/2018	<0.001	
1/29/2019	<0.001	
3/26/2019	<0.001	
9/10/2019	0.00013 (J)	
4/1/2020	<0.001	
9/15/2020	0.00024 (J)	
3/16/2021	<0.001	
8/17/2021	<0.001	
2/22/2022		<0.001
8/2/2022		<0.001

Prediction Limit

Constituent: Lead (mg/L) Analysis Run 10/28/2022 4:14 PM View: PL's IntraWell Appendix I
Plant McIntosh Client: Southern Company Data: McIntosh LF4 CCR

	GWA-2	GWA-2
8/25/2004	<0.001	
9/11/2004	<0.001	
9/26/2004	<0.001	
10/13/2004	<0.001	
7/11/2005	<0.001	
12/7/2005	<0.001	
6/22/2006	<0.001	
11/28/2006	<0.001	
7/6/2007	<0.001	
12/13/2007	<0.001	
6/20/2008	<0.001	
12/7/2008	<0.001	
7/9/2009	<0.001	
12/28/2009	<0.001	
6/22/2010	<0.001	
1/4/2011	<0.001	
7/9/2011	<0.001	
1/21/2012	<0.001	
7/11/2012	<0.001	
1/20/2013	<0.001	
7/19/2013	<0.001	
1/15/2014	<0.001	
7/11/2014	<0.001	
1/16/2015	<0.001	
6/20/2015	<0.001	
1/16/2016	<0.001	
4/19/2016	<0.001	
6/14/2016	<0.001	
8/9/2016	<0.001	
9/26/2016	<0.001	
11/15/2016	<0.001	
1/10/2017	<0.001	
2/28/2017	<0.001	
4/19/2017	<0.001	
7/17/2017	<0.001	
1/10/2018	<0.001	
7/11/2018	<0.001	
1/29/2019	<0.001	
3/27/2019	<0.001	
9/11/2019	<0.001	
4/1/2020	<0.001	
9/15/2020	<0.001	
3/16/2021	<0.001	
8/17/2021	0.00081 (J)	
2/22/2022		0.0054
8/2/2022		0.00043 (J)

Prediction Limit

Constituent: Lead (mg/L) Analysis Run 10/28/2022 4:14 PM View: PL's IntraWell Appendix I
Plant McIntosh Client: Southern Company Data: McIntosh LF4 CCR

	GWA-3	GWA-3
8/25/2004	<0.001	
9/11/2004	<0.001	
9/26/2004	<0.001	
10/13/2004	<0.001	
7/11/2005	<0.001	
12/7/2005	<0.001	
6/22/2006	<0.001	
11/28/2006	<0.001	
7/6/2007	<0.001	
12/13/2007	<0.001	
6/20/2008	<0.001	
12/7/2008	<0.001	
7/9/2009	<0.001	
12/28/2009	<0.001	
6/22/2010	<0.001	
1/5/2011	0.014 (o)	
7/9/2011	<0.001	
1/20/2012	<0.001	
7/11/2012	<0.001	
1/19/2013	<0.001	
7/18/2013	<0.001	
1/15/2014	<0.001	
7/11/2014	<0.001	
1/15/2015	<0.001	
6/19/2015	<0.001	
1/16/2016	<0.001	
4/19/2016	<0.001	
6/14/2016	<0.001	
8/9/2016	<0.001	
9/27/2016	<0.001	
11/14/2016	<0.001	
1/10/2017	<0.001	
2/28/2017	<0.001	
4/19/2017	<0.001	
7/18/2017	<0.001	
1/10/2018	<0.001	
7/11/2018	<0.001	
1/29/2019	<0.001	
3/27/2019	<0.001	
9/11/2019	<0.001	
4/1/2020	<0.001	
9/15/2020	<0.001	
3/16/2021	<0.001	
8/17/2021	<0.001	
2/22/2022		<0.001
8/2/2022		0.015

Prediction Limit

Constituent: Lead (mg/L) Analysis Run 10/28/2022 4:14 PM View: PL's IntraWell Appendix I
Plant McIntosh Client: Southern Company Data: McIntosh LF4 CCR

	GWA-4A	GWA-4A
8/25/2004	<0.001	
9/11/2004	<0.001	
9/26/2004	<0.001	
10/13/2004	<0.001	
7/11/2005	<0.001	
12/7/2005	<0.001	
6/22/2006	<0.001	
11/28/2006	<0.001	
7/6/2007	<0.001	
12/13/2007	<0.001	
6/20/2008	<0.001	
12/7/2008	<0.001	
7/9/2009	<0.001	
12/30/2009	<0.001	
6/22/2010	<0.001	
1/4/2011	<0.001	
7/10/2011	<0.001	
1/21/2012	<0.001	
7/11/2012	<0.001	
1/20/2013	<0.001	
7/19/2013	<0.001	
1/16/2014	<0.001	
7/10/2014	<0.001	
1/16/2015	<0.001	
6/20/2015	<0.001	
1/14/2016	<0.001	
4/20/2016	<0.001	
6/14/2016	<0.001	
8/11/2016	<0.001	
9/27/2016	<0.001	
11/14/2016	<0.001	
1/10/2017	<0.001	
2/28/2017	<0.001	
4/20/2017	<0.001	
7/18/2017	<0.001	
1/10/2018	<0.001	
7/11/2018	<0.001	
1/29/2019	<0.001	
3/26/2019	<0.001	
9/10/2019	0.00051 (J)	
3/31/2020	0.00024 (J)	
9/16/2020	<0.001	
3/17/2021	<0.001	
8/19/2021	<0.001	
2/23/2022		0.00019 (J)
8/3/2022		0.0037

Prediction Limit

Constituent: Lead (mg/L) Analysis Run 10/28/2022 4:14 PM View: PL's IntraWell Appendix I

Plant McIntosh Client: Southern Company Data: McIntosh LF4 CCR

	GWA-5	GWA-5
8/25/2004	<0.001	
9/11/2004	<0.001	
9/26/2004	<0.001	
10/13/2004	<0.001	
7/11/2005	<0.001	
12/7/2005	<0.001	
6/22/2006	<0.001	
11/28/2006	<0.001	
7/6/2007	<0.001	
12/13/2007	<0.001	
6/20/2008	<0.001	
12/7/2008	<0.001	
7/9/2009	<0.001	
12/29/2009	<0.001	
6/22/2010	<0.001	
1/4/2011	<0.001	
7/9/2011	<0.001	
1/21/2012	<0.001	
7/11/2012	<0.001	
1/19/2013	<0.001	
7/18/2013	<0.001	
1/15/2014	<0.001	
7/10/2014	<0.001	
1/15/2015	<0.001	
6/19/2015	<0.001	
1/14/2016	<0.001	
4/20/2016	<0.001	
6/14/2016	0.00019 (J)	
8/9/2016	<0.001	
9/27/2016	<0.001	
11/15/2016	<0.001	
1/11/2017	<0.001	
1/19/2017	0.001 (J)	
1/24/2017	<0.001	
2/28/2017	<0.001	
4/20/2017	0.00041 (J)	
7/18/2017	<0.001	
1/10/2018	<0.001	
7/11/2018	<0.001	
1/29/2019	<0.001	
3/26/2019	<0.001	
9/10/2019	0.00074 (J)	
3/31/2020	<0.001	
9/15/2020	<0.001	
3/17/2021	<0.001	
8/19/2021	<0.001	
2/22/2022		<0.001
8/2/2022		<0.001

Prediction Limit

Constituent: Lead (mg/L) Analysis Run 10/28/2022 4:14 PM View: PL's IntraWell Appendix I
Plant McIntosh Client: Southern Company Data: McIntosh LF4 CCR

	GWC-11	GWC-11
8/25/2004	<0.001	
9/11/2004	<0.001	
9/26/2004	<0.001	
10/13/2004	<0.001	
7/11/2005	<0.001	
12/7/2005	<0.001	
6/22/2006	<0.001	
11/28/2006	<0.001	
7/6/2007	<0.001	
12/13/2007	<0.001	
6/20/2008	<0.001	
12/7/2008	<0.001	
7/10/2009	<0.001	
12/29/2009	<0.001	
6/22/2010	<0.001	
1/5/2011	<0.001	
7/9/2011	<0.001	
1/21/2012	<0.001	
7/11/2012	<0.001	
1/19/2013	<0.001	
7/19/2013	<0.001	
1/15/2014	<0.001	
7/11/2014	<0.001	
1/16/2015	<0.001	
6/20/2015	<0.001	
1/14/2016	<0.001	
4/20/2016	<0.001	
6/15/2016	0.0002 (J)	
8/10/2016	<0.001	
9/27/2016	<0.001	
11/15/2016	<0.001	
1/12/2017	<0.001	
3/1/2017	<0.001	
4/24/2017	0.00037 (J)	
7/24/2017	<0.001	
1/11/2018	<0.001	
7/12/2018	<0.001	
1/30/2019	<0.001	
3/27/2019	<0.001	
9/11/2019	<0.001	
4/2/2020	0.00025 (J)	
9/15/2020	<0.001	
3/17/2021	0.00031 (J)	
8/18/2021	<0.001	
2/23/2022		0.00017 (J)
8/2/2022		<0.001

Prediction Limit

Constituent: Lead (mg/L) Analysis Run 10/28/2022 4:15 PM View: PL's IntraWell Appendix I
Plant McIntosh Client: Southern Company Data: McIntosh LF4 CCR

	GWC-18	GWC-18
12/8/2015	<0.001	
12/14/2015	<0.001	
12/28/2015	<0.001	
1/14/2016	<0.001	
1/26/2016	<0.001	
4/19/2016	<0.001	
6/16/2016	0.00015 (J)	
8/11/2016	<0.001	
9/28/2016	<0.001	
11/16/2016	<0.001	
1/11/2017	<0.001	
3/1/2017	<0.001	
4/25/2017	<0.001	
7/25/2017	<0.001	
1/12/2018	<0.001	
7/11/2018	<0.001	
1/30/2019	0.00067 (J)	
3/27/2019	<0.001	
9/11/2019	0.00017 (J)	
4/1/2020	<0.001	
9/15/2020	<0.001	
3/17/2021	0.00015 (J)	
8/19/2021	0.00037 (J)	
2/23/2022		0.00026 (J)
8/2/2022		0.00029 (J)

Prediction Limit

Constituent: Lead (mg/L) Analysis Run 10/28/2022 4:15 PM View: PL's IntraWell Appendix I
Plant McIntosh Client: Southern Company Data: McIntosh LF4 CCR

	GWC-20	GWC-20
12/9/2015	<0.001	
12/14/2015	<0.001	
12/29/2015	<0.001	
1/14/2016	<0.001	
1/25/2016	<0.001	
4/21/2016	<0.001	
6/16/2016	<0.001	
8/10/2016	<0.001	
9/27/2016	<0.001	
11/15/2016	<0.001	
1/13/2017	<0.001	
3/1/2017	<0.001	
4/25/2017	<0.001	
7/25/2017	<0.001	
1/12/2018	<0.001	
7/11/2018	<0.001	
1/29/2019	<0.001	
3/27/2019	<0.001	
9/11/2019	0.00024 (J)	
4/1/2020	<0.001	
9/15/2020	<0.001	
3/16/2021	<0.001	
8/19/2021	<0.001	
2/22/2022		<0.001
8/3/2022		<0.001

Prediction Limit

Constituent: Lead (mg/L) Analysis Run 10/28/2022 4:15 PM View: PL's IntraWell Appendix I
Plant McIntosh Client: Southern Company Data: McIntosh LF4 CCR

	GWC-21	GWC-21
12/9/2015	<0.001	
12/14/2015	<0.001	
12/29/2015	<0.001	
1/14/2016	<0.001	
1/25/2016	<0.001	
4/21/2016	<0.001	
6/16/2016	<0.001	
8/10/2016	<0.001	
9/27/2016	0.00079 (J)	
11/15/2016	<0.001	
1/12/2017	<0.001	
3/1/2017	<0.001	
4/24/2017	<0.001	
7/25/2017	<0.001	
1/11/2018	<0.001	
7/11/2018	<0.001	
1/30/2019	<0.001	
3/27/2019	<0.001	
9/11/2019	0.00021 (J)	
4/1/2020	<0.001	
9/15/2020	<0.001	
3/17/2021	<0.001	
8/19/2021	<0.001	
2/23/2022		<0.001
8/4/2022		<0.001

Prediction Limit

Constituent: Lead (mg/L) Analysis Run 10/28/2022 4:15 PM View: PL's IntraWell Appendix I
Plant McIntosh Client: Southern Company Data: McIntosh LF4 CCR

	GWC-23	GWC-23
6/16/2016	<0.001	
8/10/2016	<0.001	
9/28/2016	<0.001	
11/16/2016	<0.001	
1/17/2017	<0.001	
3/2/2017	<0.001	
4/25/2017	<0.001	
7/13/2017	<0.001	
7/25/2017	<0.001	
1/12/2018	<0.001	
7/12/2018	<0.001	
1/30/2019	0.00013 (J)	
3/27/2019	<0.001	
9/11/2019	0.00018 (J)	
4/1/2020	<0.001	
9/15/2020	<0.001	
3/17/2021	<0.001	
8/19/2021	<0.001	
2/23/2022		<0.001
8/4/2022		0.00034 (J)

Prediction Limit

Constituent: Nickel (mg/L) Analysis Run 10/28/2022 4:15 PM View: PL's IntraWell Appendix I
Plant McIntosh Client: Southern Company Data: McIntosh LF4 CCR

	GWA-13	GWA-13
12/7/2015	<0.001	
12/15/2015	<0.001	
12/29/2015	<0.001	
1/13/2016	<0.001	
1/25/2016	<0.001	
6/14/2016	<0.001	
1/12/2017	<0.001	
7/18/2017	<0.001	
1/10/2018	<0.001	
7/11/2018	<0.001	
1/29/2019	0.00033 (J)	
3/26/2019	<0.001	
9/10/2019	0.0004 (J)	
3/31/2020	<0.001	
9/15/2020	0.00037 (J)	
3/16/2021	<0.001	
8/18/2021	<0.001	
2/22/2022		<0.001
8/2/2022		<0.001

Prediction Limit

Constituent: Nickel (mg/L) Analysis Run 10/28/2022 4:15 PM View: PL's IntraWell Appendix I
Plant McIntosh Client: Southern Company Data: McIntosh LF4 CCR

	GWA-14	GWA-14
12/7/2015	<0.001	
12/15/2015	<0.001	
12/29/2015	<0.001	
1/13/2016	<0.001	
1/25/2016	<0.001	
6/14/2016	0.00052 (J)	
1/11/2017	<0.001	
7/19/2017	<0.001	
1/11/2018	<0.001	
7/11/2018	<0.001	
1/29/2019	0.0004 (J)	
3/26/2019	<0.001	
9/10/2019	0.00056 (J)	
4/1/2020	0.00043 (J)	
9/15/2020	0.00075 (J)	
3/16/2021	0.00045 (J)	
8/17/2021	0.00061 (J)	
2/22/2022		<0.001
8/2/2022		<0.001

Prediction Limit

Constituent: Nickel (mg/L) Analysis Run 10/28/2022 4:15 PM View: PL's IntraWell Appendix I
Plant McIntosh Client: Southern Company Data: McIntosh LF4 CCR

	GWA-15	GWA-15
12/7/2015	<0.001	
12/15/2015	<0.001	
12/28/2015	<0.001	
1/13/2016	<0.001	
1/25/2016	<0.001	
6/15/2016	<0.001	
1/11/2017	<0.001	
7/19/2017	<0.001	
1/11/2018	<0.001	
7/11/2018	<0.001	
1/29/2019	0.00046 (J)	
3/26/2019	<0.001	
9/11/2019	0.00042 (J)	
4/1/2020	<0.001	
9/15/2020	0.00047 (J)	
3/17/2021	0.00047 (J)	
8/19/2021	<0.001	
2/22/2022		0.00061 (J)
8/2/2022		<0.001

Prediction Limit

Constituent: Nickel (mg/L) Analysis Run 10/28/2022 4:15 PM View: PL's IntraWell Appendix I
Plant McIntosh Client: Southern Company Data: McIntosh LF4 CCR

	GWA-16	GWA-16
12/7/2015	<0.001	
12/14/2015	<0.001	
12/28/2015	<0.001	
1/13/2016	<0.001	
1/25/2016	<0.001	
6/15/2016	<0.001	
1/11/2017	<0.001	
7/19/2017	<0.001	
1/11/2018	<0.001	
7/11/2018	<0.001	
1/29/2019	0.0004 (J)	
3/26/2019	<0.001	
9/10/2019	0.00036 (J)	
4/1/2020	<0.001	
9/15/2020	0.00045 (J)	
3/16/2021	0.00043 (J)	
8/17/2021	0.00052 (J)	
2/22/2022		<0.001
8/2/2022		<0.001

Prediction Limit

Constituent: Nickel (mg/L) Analysis Run 10/28/2022 4:15 PM View: PL's IntraWell Appendix I
Plant McIntosh Client: Southern Company Data: McIntosh LF4 CCR

	GWA-2	GWA-2
8/25/2004	<0.0025	
9/11/2004	<0.0025	
9/26/2004	<0.0025	
10/13/2004	<0.0025	
7/11/2005	<0.0025	
12/7/2005	<0.0025	
6/22/2006	<0.0025	
11/28/2006	<0.0025	
7/6/2007	<0.0025	
12/13/2007	<0.0025	
6/20/2008	<0.0025	
12/7/2008	<0.0025	
7/9/2009	0.0043	
12/28/2009	<0.0025	
6/22/2010	<0.0025	
1/4/2011	<0.0025	
7/9/2011	<0.0025	
1/21/2012	<0.0025	
7/11/2012	<0.0025	
1/20/2013	<0.0025	
7/19/2013	<0.0025	
1/15/2014	0.0016 (J)	
7/11/2014	<0.0025	
1/16/2015	<0.0025	
6/20/2015	<0.0025	
1/16/2016	<0.0025	
6/14/2016	0.0006 (J)	
1/10/2017	<0.0025	
7/17/2017	<0.0025	
1/10/2018	0.0026	
7/11/2018	<0.0025	
1/29/2019	0.00063 (J)	
3/27/2019	<0.0025	
9/11/2019	0.00091 (J)	
4/1/2020	0.00077 (J)	
9/15/2020	0.00094 (J)	
3/16/2021	0.00072 (J)	
8/17/2021	0.00097 (J)	
2/22/2022		0.00092 (J)
8/2/2022		0.00086 (J)

Prediction Limit

Constituent: Nickel (mg/L) Analysis Run 10/28/2022 4:15 PM View: PL's IntraWell Appendix I
Plant McIntosh Client: Southern Company Data: McIntosh LF4 CCR

	GWA-3	GWA-3
8/25/2004	<0.001	
9/11/2004	0.03 (O)	
9/26/2004	<0.001	
10/13/2004	<0.001	
7/11/2005	<0.001	
12/7/2005	<0.001	
6/22/2006	<0.001	
11/28/2006	<0.001	
7/6/2007	<0.001	
12/13/2007	<0.001	
6/20/2008	<0.001	
12/7/2008	<0.001	
7/9/2009	<0.001	
12/28/2009	<0.001	
6/22/2010	<0.001	
1/5/2011	0.025 (O)	
7/9/2011	<0.001	
1/20/2012	<0.001	
7/11/2012	<0.001	
1/19/2013	<0.001	
7/18/2013	<0.001	
1/15/2014	<0.001	
7/11/2014	<0.001	
1/15/2015	<0.001	
6/19/2015	<0.001	
1/16/2016	<0.001	
6/14/2016	<0.001	
1/10/2017	<0.001	
7/18/2017	<0.001	
1/10/2018	<0.001	
7/11/2018	<0.001	
1/29/2019	0.00034 (J)	
3/27/2019	<0.001	
9/11/2019	0.00045 (J)	
4/1/2020	<0.001	
9/15/2020	0.00038 (J)	
3/16/2021	<0.001	
8/17/2021	0.00047 (J)	
2/22/2022		<0.001
8/2/2022		0.00054 (J)

Prediction Limit

Constituent: Nickel (mg/L) Analysis Run 10/28/2022 4:15 PM View: PL's IntraWell Appendix I
Plant McIntosh Client: Southern Company Data: McIntosh LF4 CCR

	GWA-4A	GWA-4A
8/25/2004	<0.001	
9/11/2004	<0.001	
9/26/2004	<0.001	
10/13/2004	<0.001	
7/11/2005	<0.001	
12/7/2005	<0.001	
6/22/2006	<0.001	
11/28/2006	<0.001	
7/6/2007	<0.001	
12/13/2007	<0.001	
6/20/2008	<0.001	
12/7/2008	<0.001	
7/9/2009	<0.001	
12/30/2009	0.0048	
6/22/2010	<0.001	
1/4/2011	<0.001	
7/10/2011	<0.001	
1/21/2012	0.0026	
7/11/2012	0.0072	
1/20/2013	0.0025	
7/19/2013	<0.001	
1/16/2014	0.0031	
7/10/2014	<0.001	
1/16/2015	0.0024 (J)	
6/20/2015	<0.001	
1/14/2016	<0.001	
6/14/2016	0.0013 (J)	
1/10/2017	<0.001	
7/18/2017	<0.001	
1/10/2018	<0.001	
7/11/2018	0.003	
1/29/2019	0.0021 (J)	
3/26/2019	0.0021	
9/10/2019	0.002	
3/31/2020	0.0028	
9/16/2020	0.00096 (J)	
3/17/2021	0.00083 (J)	
8/19/2021	0.00065 (J)	
2/23/2022		<0.001
8/3/2022		0.00078 (J)

Prediction Limit

Constituent: Nickel (mg/L) Analysis Run 10/28/2022 4:15 PM View: PL's IntraWell Appendix I
Plant McIntosh Client: Southern Company Data: McIntosh LF4 CCR

	GWA-5	GWA-5
8/25/2004	<0.001	
9/11/2004	<0.001	
9/26/2004	<0.001	
10/13/2004	<0.001	
7/11/2005	<0.001	
12/7/2005	<0.001	
6/22/2006	<0.001	
11/28/2006	<0.001	
7/6/2007	<0.001	
12/13/2007	<0.001	
6/20/2008	<0.001	
12/7/2008	<0.001	
7/9/2009	<0.001	
12/29/2009	<0.001	
6/22/2010	<0.001	
1/4/2011	<0.001	
7/9/2011	<0.001	
1/21/2012	<0.001	
7/11/2012	0.0031	
1/19/2013	<0.001	
7/18/2013	<0.001	
1/15/2014	<0.001	
7/10/2014	<0.001	
1/15/2015	<0.001	
6/19/2015	<0.001	
1/14/2016	<0.001	
6/14/2016	0.00054 (J)	
1/11/2017	<0.001	
7/18/2017	<0.001	
1/10/2018	<0.001	
7/11/2018	<0.001	
1/29/2019	<0.001	
3/26/2019	<0.001	
9/10/2019	0.00043 (J)	
3/31/2020	<0.001	
9/15/2020	0.00056 (J)	
3/17/2021	0.00041 (J)	
8/19/2021	0.00043 (J)	
2/22/2022		<0.001
8/2/2022		<0.001

Prediction Limit

Constituent: Nickel (mg/L) Analysis Run 10/28/2022 4:15 PM View: PL's IntraWell Appendix I
Plant McIntosh Client: Southern Company Data: McIntosh LF4 CCR

	GWC-1	GWC-1
8/25/2004	<0.0025	
9/11/2004	<0.0025	
9/26/2004	<0.0025	
7/11/2005	<0.0025	
12/7/2005	<0.0025	
6/22/2006	<0.0025	
11/28/2006	<0.0025	
7/6/2007	<0.0025	
12/13/2007	<0.0025	
6/20/2008	<0.0025	
12/7/2008	<0.0025	
7/9/2009	<0.0025	
12/28/2009	<0.0025	
6/22/2010	<0.0025	
1/4/2011	<0.0025	
7/9/2011	<0.0025	
1/21/2012	<0.0025	
7/11/2012	<0.0025	
1/20/2013	<0.0025	
7/19/2013	<0.0025	
1/15/2014	0.0013 (J)	
7/11/2014	0.0013 (J)	
1/16/2015	<0.0025	
6/20/2015	0.0016 (J)	
1/16/2016	<0.0025	
6/15/2016	0.00088 (J)	
1/12/2017	<0.0025	
7/19/2017	<0.0025	
1/11/2018	<0.0025	
7/12/2018	<0.0025	
1/30/2019	<0.0025	
3/27/2019	<0.0025	
9/11/2019	0.0013	
4/1/2020	0.00099 (J)	
9/15/2020	0.0012	
3/16/2021	0.0012	
8/18/2021	0.0014	
2/23/2022		0.0012
8/3/2022		0.0013

Prediction Limit

Constituent: Nickel (mg/L) Analysis Run 10/28/2022 4:15 PM View: PL's IntraWell Appendix I
Plant McIntosh Client: Southern Company Data: McIntosh LF4 CCR

	GWC-10	GWC-10
8/25/2004	<0.001	
9/11/2004	<0.001	
9/26/2004	<0.001	
10/13/2004	<0.001	
7/11/2005	<0.001	
12/7/2005	<0.001	
6/22/2006	<0.001	
11/28/2006	<0.001	
7/6/2007	<0.001	
12/13/2007	<0.001	
6/20/2008	<0.001	
12/7/2008	<0.001	
7/10/2009	<0.001	
12/29/2009	<0.001	
6/22/2010	<0.001	
1/4/2011	<0.001	
7/10/2011	<0.001	
1/21/2012	<0.001	
7/11/2012	<0.001	
1/20/2013	<0.001	
7/19/2013	<0.001	
1/16/2014	<0.001	
7/10/2014	<0.001	
1/16/2015	<0.001	
6/20/2015	0.0013 (J)	
1/16/2016	<0.001	
6/16/2016	<0.001	
1/12/2017	<0.001	
7/24/2017	<0.001	
1/11/2018	<0.001	
7/12/2018	<0.001	
1/30/2019	<0.001	
3/27/2019	<0.001	
9/11/2019	<0.001	
4/1/2020	<0.001	
9/15/2020	0.0013	
3/16/2021	0.00043 (J)	
8/18/2021	<0.001	
2/23/2022		<0.001
8/3/2022		<0.001

Prediction Limit

Constituent: Nickel (mg/L) Analysis Run 10/28/2022 4:15 PM View: PL's IntraWell Appendix I
Plant McIntosh Client: Southern Company Data: McIntosh LF4 CCR

	GWC-11	GWC-11
8/25/2004	<0.001	
9/11/2004	<0.001	
9/26/2004	<0.001	
10/13/2004	<0.001	
7/11/2005	<0.001	
12/7/2005	<0.001	
6/22/2006	<0.001	
11/28/2006	<0.001	
7/6/2007	<0.001	
12/13/2007	<0.001	
6/20/2008	<0.001	
12/7/2008	<0.001	
7/10/2009	<0.001	
12/29/2009	<0.001	
6/22/2010	<0.001	
1/5/2011	<0.001	
7/9/2011	<0.001	
1/21/2012	<0.001	
7/11/2012	0.0049	
1/19/2013	<0.001	
7/19/2013	<0.001	
1/15/2014	<0.001	
7/11/2014	0.0029	
1/16/2015	0.0014 (J)	
6/20/2015	<0.001	
1/14/2016	<0.001	
6/15/2016	0.00085 (J)	
1/12/2017	<0.001	
7/24/2017	<0.001	
1/11/2018	<0.001	
7/12/2018	<0.001	
1/30/2019	<0.001	
3/27/2019	<0.001	
9/11/2019	0.00042 (J)	
4/2/2020	0.0009 (J)	
9/15/2020	0.00063 (J)	
3/17/2021	0.00077 (J)	
8/18/2021	0.00034 (J)	
2/23/2022		<0.001
8/2/2022		<0.001

Prediction Limit

Constituent: Nickel (mg/L) Analysis Run 10/28/2022 4:15 PM View: PL's IntraWell Appendix I
Plant McIntosh Client: Southern Company Data: McIntosh LF4 CCR

	GWC-12	GWC-12
8/25/2004	<0.0025	
9/11/2004	<0.0025	
9/26/2004	<0.0025	
10/13/2004	<0.0025	
7/11/2005	<0.0025	
12/7/2005	<0.0025	
6/22/2006	<0.0025	
11/28/2006	<0.0025	
7/6/2007	<0.0025	
12/13/2007	<0.0025	
6/20/2008	<0.0025	
12/7/2008	<0.0025	
7/10/2009	<0.0025	
12/28/2009	<0.0025	
6/22/2010	<0.0025	
1/4/2011	<0.0025	
7/9/2011	<0.0025	
1/20/2012	<0.0025	
7/11/2012	0.0057	
1/19/2013	<0.0025	
7/18/2013	<0.0025	
1/15/2014	0.0043	
7/11/2014	0.0026	
1/15/2015	<0.0025	
6/19/2015	<0.0025	
1/16/2016	<0.0025	
6/15/2016	0.00068 (J)	
1/12/2017	<0.0025	
7/20/2017	<0.0025	
1/11/2018	<0.0025	
7/12/2018	<0.0025	
1/30/2019	<0.0025	
3/27/2019	<0.0025	
9/11/2019	0.001	
4/1/2020	0.0008 (J)	
9/16/2020	0.00088 (J)	
3/16/2021	0.00093 (J)	
8/18/2021	0.00097 (J)	
2/23/2022		0.0011
8/3/2022		0.0064

Prediction Limit

Constituent: Nickel (mg/L) Analysis Run 10/28/2022 4:15 PM View: PL's IntraWell Appendix I
Plant McIntosh Client: Southern Company Data: McIntosh LF4 CCR

	GWC-17	GWC-17
12/8/2015	0.0036	
12/14/2015	0.0035	
12/28/2015	0.0032	
1/13/2016	0.0029	
1/26/2016	0.0027	
6/15/2016	0.0018 (J)	
1/11/2017	0.002 (J)	
7/19/2017	0.002 (J)	
1/11/2018	0.0019 (J)	
7/11/2018	<0.0025	
1/29/2019	0.0016 (J)	
3/27/2019	0.0018	
9/11/2019	0.0018	
4/1/2020	0.0016	
9/15/2020	0.0016	
3/16/2021	0.0015	
8/19/2021	0.0017	
2/22/2022		0.0017
8/2/2022		0.0019

Prediction Limit

Constituent: Nickel (mg/L) Analysis Run 10/28/2022 4:15 PM View: PL's IntraWell Appendix I
Plant McIntosh Client: Southern Company Data: McIntosh LF4 CCR

	GWC-18	GWC-18
12/8/2015	<0.0025	
12/14/2015	0.0019 (J)	
12/28/2015	0.0018 (J)	
1/14/2016	0.0017 (J)	
1/26/2016	0.0019 (J)	
6/16/2016	0.0014 (J)	
1/11/2017	<0.0025	
7/25/2017	<0.0025	
1/12/2018	<0.0025	
7/11/2018	<0.0025	
1/30/2019	<0.0025	
3/27/2019	<0.0025	
9/11/2019	0.0012	
4/1/2020	0.00095	
9/15/2020	0.00092 (J)	
3/17/2021	0.0011	
8/19/2021	0.0011	
2/23/2022		0.001
8/2/2022		0.00086 (J)

Prediction Limit

Constituent: Nickel (mg/L) Analysis Run 10/28/2022 4:15 PM View: PL's IntraWell Appendix I
Plant McIntosh Client: Southern Company Data: McIntosh LF4 CCR

	GWC-19	GWC-19
12/8/2015	0.0022 (J)	
12/15/2015	0.0019 (J)	
12/28/2015	0.0017 (J)	
1/14/2016	0.0029	
1/26/2016	0.0014 (J)	
6/16/2016	0.0013 (J)	
1/16/2017	0.0018 (J)	
7/25/2017	0.002 (J)	
1/12/2018	0.002 (J)	
7/11/2018	0.0018 (J)	
1/29/2019	0.0017 (J)	
3/27/2019	<0.0025	
9/11/2019	0.0018	
4/1/2020	0.0014	
9/16/2020	0.0012	
3/16/2021	0.0012	
8/19/2021	0.0012	
2/23/2022		0.0011
8/3/2022		0.0051

Prediction Limit

Constituent: Nickel (mg/L) Analysis Run 10/28/2022 4:15 PM View: PL's IntraWell Appendix I
Plant McIntosh Client: Southern Company Data: McIntosh LF4 CCR

	GWC-20	GWC-20
12/9/2015	0.0042	
12/14/2015	0.0067	
12/29/2015	0.0067	
1/14/2016	0.0039	
1/25/2016	0.0049	
6/16/2016	0.003 (J)	
1/13/2017	<0.0025	
7/25/2017	<0.0025	
1/12/2018	<0.0025	
7/11/2018	<0.0025	
1/29/2019	0.00093 (J)	
3/27/2019	<0.0025	
9/11/2019	0.0014	
4/1/2020	0.001	
9/15/2020	0.0011	
3/16/2021	0.00093 (J)	
8/19/2021	0.00092 (J)	
2/22/2022		0.00092 (J)
8/3/2022		0.001

Prediction Limit

Constituent: Nickel (mg/L) Analysis Run 10/28/2022 4:15 PM View: PL's IntraWell Appendix I
Plant McIntosh Client: Southern Company Data: McIntosh LF4 CCR

	GWC-21	GWC-21
12/9/2015	<0.0025	
12/14/2015	<0.0025	
12/29/2015	<0.0025	
1/14/2016	<0.0025	
1/25/2016	<0.0025	
6/16/2016	0.0012 (J)	
1/12/2017	<0.0025	
7/25/2017	<0.0025	
1/11/2018	<0.0025	
7/11/2018	<0.0025	
1/30/2019	<0.0025	
3/27/2019	<0.0025	
9/11/2019	0.00097 (J)	
4/1/2020	0.00067 (J)	
9/15/2020	0.0007 (J)	
3/17/2021	0.00068 (J)	
8/19/2021	0.00067 (J)	
2/23/2022		0.00071 (J)
8/4/2022		0.00065 (J)

Prediction Limit

Constituent: Nickel (mg/L) Analysis Run 10/28/2022 4:15 PM View: PL's IntraWell Appendix I
Plant McIntosh Client: Southern Company Data: McIntosh LF4 CCR

	GWC-23	GWC-23
6/16/2016	0.0009 (J)	
1/17/2017	<0.0025	
7/25/2017	0.002 (J)	
1/12/2018	0.0023 (J)	
7/12/2018	0.0026	
1/30/2019	<0.0025	
3/27/2019	0.0018	
9/11/2019	0.0023	
4/1/2020	0.0013	
9/15/2020	0.0013	
3/17/2021	0.0014	
8/19/2021	0.0013	
2/23/2022		0.0013
8/4/2022		0.0016

Prediction Limit

Constituent: Nickel (mg/L) Analysis Run 10/28/2022 4:15 PM View: PL's IntraWell Appendix I
Plant McIntosh Client: Southern Company Data: McIntosh LF4 CCR

	GWC-9	GWC-9
8/25/2004	<0.001	
9/11/2004	<0.001	
9/26/2004	<0.001	
10/13/2004	<0.001	
7/11/2005	<0.001	
12/7/2005	<0.001	
6/22/2006	<0.001	
11/28/2006	<0.001	
7/6/2007	<0.001	
12/13/2007	<0.001	
6/20/2008	0.003	
12/7/2008	<0.001	
7/9/2009	<0.001	
12/29/2009	<0.001	
6/22/2010	<0.001	
1/5/2011	<0.001	
7/9/2011	<0.001	
1/21/2012	<0.001	
7/11/2012	0.0033	
1/19/2013	0.0026	
7/18/2013	<0.001	
1/15/2014	<0.001	
7/10/2014	<0.001	
1/16/2015	<0.001	
6/20/2015	<0.001	
1/14/2016	<0.001	
6/15/2016	<0.001	
1/13/2017	<0.001	
7/24/2017	<0.001	
1/12/2018	<0.001	
7/12/2018	<0.001	
1/30/2019	<0.001	
3/27/2019	<0.001	
9/11/2019	0.00065 (J)	
4/1/2020	<0.001	
9/16/2020	0.00075 (J)	
3/17/2021	0.0006 (J)	
8/19/2021	0.00038 (J)	
2/23/2022		0.00076 (J)
8/3/2022		0.0015

Prediction Limit

Constituent: Selenium (mg/L) Analysis Run 10/28/2022 4:15 PM View: PL's IntraWell Appendix I
Plant McIntosh Client: Southern Company Data: McIntosh LF4 CCR

	GWA-13	GWA-13
12/7/2015	<0.005	
12/15/2015	<0.005	
12/29/2015	<0.005	
1/13/2016	<0.005	
1/25/2016	<0.005	
4/20/2016	<0.005	
6/14/2016	<0.005	
8/9/2016	<0.005	
9/27/2016	<0.005	
11/15/2016	<0.005	
1/12/2017	<0.005	
2/28/2017	<0.005	
4/20/2017	<0.005	
7/18/2017	<0.005	
1/10/2018	0.00025 (J)	
7/11/2018	<0.005	
1/29/2019	<0.005	
3/26/2019	<0.005	
9/10/2019	<0.005	
3/31/2020	<0.005	
9/15/2020	<0.005	
3/16/2021	<0.005	
8/18/2021	<0.005	
2/22/2022		<0.005
8/2/2022		<0.005

Prediction Limit

Constituent: Selenium (mg/L) Analysis Run 10/28/2022 4:15 PM View: PL's IntraWell Appendix I
Plant McIntosh Client: Southern Company Data: McIntosh LF4 CCR

	GWA-15	GWA-15
12/7/2015	<0.005	
12/15/2015	<0.005	
12/28/2015	<0.005	
1/13/2016	<0.005	
1/25/2016	<0.005	
4/21/2016	<0.005	
6/15/2016	<0.005	
8/9/2016	<0.005	
9/27/2016	<0.005	
11/15/2016	<0.005	
1/11/2017	<0.005	
2/28/2017	<0.005	
4/20/2017	<0.005	
7/19/2017	0.00071 (J)	
1/11/2018	<0.005	
7/11/2018	<0.005	
1/29/2019	<0.005	
3/26/2019	<0.005	
9/11/2019	<0.005	
4/1/2020	<0.005	
9/15/2020	<0.005	
3/17/2021	<0.005	
8/19/2021	<0.005	
2/22/2022		<0.005
8/2/2022		<0.005

Prediction Limit

Constituent: Selenium (mg/L) Analysis Run 10/28/2022 4:15 PM View: PL's IntraWell Appendix I
Plant McIntosh Client: Southern Company Data: McIntosh LF4 CCR

	GWA-16	GWA-16
12/7/2015	<0.005	
12/14/2015	<0.005	
12/28/2015	<0.005	
1/13/2016	<0.005	
1/25/2016	<0.005	
4/20/2016	<0.005	
6/15/2016	<0.005	
8/9/2016	<0.005	
9/27/2016	<0.005	
11/15/2016	<0.005	
1/11/2017	<0.005	
3/1/2017	<0.005	
4/20/2017	<0.005	
7/19/2017	0.00025 (J)	
1/11/2018	<0.005	
7/11/2018	<0.005	
1/29/2019	<0.005	
3/26/2019	<0.005	
9/10/2019	<0.005	
4/1/2020	<0.005	
9/15/2020	<0.005	
3/16/2021	<0.005	
8/17/2021	<0.005	
2/22/2022		<0.005
8/2/2022		<0.005

Prediction Limit

Constituent: Selenium (mg/L) Analysis Run 10/28/2022 4:15 PM View: PL's IntraWell Appendix I
Plant McIntosh Client: Southern Company Data: McIntosh LF4 CCR

	GWA-2	GWA-2
8/25/2004	<0.005	
9/11/2004	<0.005	
9/26/2004	<0.005	
10/13/2004	<0.005	
7/11/2005	<0.005	
12/7/2005	<0.005	
6/22/2006	<0.005	
11/28/2006	<0.005	
7/6/2007	<0.005	
12/13/2007	<0.005	
6/20/2008	<0.005	
12/7/2008	<0.005	
7/9/2009	<0.005	
12/28/2009	<0.005	
6/22/2010	<0.005	
1/4/2011	<0.005	
7/9/2011	<0.005	
1/21/2012	<0.005	
7/11/2012	<0.005	
1/20/2013	<0.005	
7/19/2013	<0.005	
1/15/2014	<0.005	
7/11/2014	<0.005	
1/16/2015	<0.005	
6/20/2015	<0.005	
1/16/2016	<0.005	
4/19/2016	<0.005	
6/14/2016	<0.005	
8/9/2016	<0.005	
9/26/2016	<0.005	
11/15/2016	<0.005	
1/10/2017	<0.005	
2/28/2017	<0.005	
4/19/2017	0.00065 (J)	
7/17/2017	0.00047 (J)	
1/10/2018	0.00052 (J)	
7/11/2018	<0.005	
1/29/2019	<0.005	
3/27/2019	<0.005	
9/11/2019	<0.005	
4/1/2020	<0.005	
9/15/2020	<0.005	
3/16/2021	<0.005	
8/17/2021	<0.005	
2/22/2022		<0.005
8/2/2022		<0.005

Prediction Limit

Constituent: Selenium (mg/L) Analysis Run 10/28/2022 4:15 PM View: PL's Intrawell Appendix I
Plant McIntosh Client: Southern Company Data: McIntosh LF4 CCR

	GWA-3	GWA-3
8/25/2004	<0.005	
9/11/2004	<0.005	
9/26/2004	<0.005	
10/13/2004	<0.005	
7/11/2005	<0.005	
12/7/2005	<0.005	
6/22/2006	<0.005	
11/28/2006	<0.005	
7/6/2007	<0.005	
12/13/2007	<0.005	
6/20/2008	<0.005	
12/7/2008	<0.005	
7/9/2009	<0.005	
12/28/2009	<0.005	
6/22/2010	<0.005	
1/5/2011	<0.005	
7/9/2011	<0.005	
1/20/2012	<0.005	
7/11/2012	<0.005	
1/19/2013	<0.005	
7/18/2013	<0.005	
1/15/2014	<0.005	
7/11/2014	<0.005	
1/15/2015	<0.005	
6/19/2015	<0.005	
1/16/2016	<0.005	
4/19/2016	<0.005	
6/14/2016	<0.005	
8/9/2016	<0.005	
9/27/2016	0.00045 (J)	
11/14/2016	<0.005	
1/10/2017	<0.005	
2/28/2017	0.0027	
4/19/2017	0.002	
7/18/2017	0.0017	
1/10/2018	0.00079 (J)	
7/11/2018	<0.005	
1/29/2019	<0.005	
3/27/2019	<0.005	
9/11/2019	<0.005	
4/1/2020	<0.005	
9/15/2020	<0.005	
3/16/2021	<0.005	
8/17/2021	<0.005	
2/22/2022		<0.005
8/2/2022		<0.005

Prediction Limit

Constituent: Selenium (mg/L) Analysis Run 10/28/2022 4:15 PM View: PL's Intrawell Appendix I
Plant McIntosh Client: Southern Company Data: McIntosh LF4 CCR

	GWA-4A	GWA-4A
8/25/2004	<0.005	
9/11/2004	<0.005	
9/26/2004	<0.005	
10/13/2004	<0.005	
7/11/2005	<0.005	
12/7/2005	<0.005	
6/22/2006	<0.005	
11/28/2006	<0.005	
7/6/2007	<0.005	
12/13/2007	<0.005	
6/20/2008	<0.005	
12/7/2008	<0.005	
7/9/2009	<0.005	
12/30/2009	<0.005	
6/22/2010	<0.005	
1/4/2011	<0.005	
7/10/2011	<0.005	
1/21/2012	<0.005	
7/11/2012	<0.005	
1/20/2013	<0.005	
7/19/2013	<0.005	
1/16/2014	<0.005	
7/10/2014	<0.005	
1/16/2015	<0.005	
6/20/2015	<0.005	
1/14/2016	<0.005	
4/20/2016	<0.005	
6/14/2016	<0.005	
8/11/2016	<0.005	
9/27/2016	<0.005	
11/14/2016	<0.005	
1/10/2017	<0.005	
2/28/2017	0.0024	
4/20/2017	<0.005	
7/18/2017	0.00026 (J)	
1/10/2018	0.00069 (J)	
7/11/2018	<0.005	
1/29/2019	<0.005	
3/26/2019	<0.005	
9/10/2019	<0.005	
3/31/2020	<0.005	
9/16/2020	<0.005	
3/17/2021	<0.005	
8/19/2021	<0.005	
2/23/2022		<0.005
8/3/2022		<0.005

Prediction Limit

Constituent: Selenium (mg/L) Analysis Run 10/28/2022 4:15 PM View: PL's IntraWell Appendix I
Plant McIntosh Client: Southern Company Data: McIntosh LF4 CCR

	GWA-5	GWA-5
8/25/2004	<0.005	
9/11/2004	<0.005	
9/26/2004	<0.005	
10/13/2004	<0.005	
7/11/2005	<0.005	
12/7/2005	<0.005	
6/22/2006	<0.005	
11/28/2006	<0.005	
7/6/2007	<0.005	
12/13/2007	<0.005	
6/20/2008	<0.005	
12/7/2008	<0.005	
7/9/2009	<0.005	
12/29/2009	<0.005	
6/22/2010	<0.005	
1/4/2011	<0.005	
7/9/2011	<0.005	
1/21/2012	<0.005	
7/11/2012	<0.005	
1/19/2013	<0.005	
7/18/2013	<0.005	
1/15/2014	<0.005	
7/10/2014	<0.005	
1/15/2015	<0.005	
6/19/2015	<0.005	
1/14/2016	<0.005	
4/20/2016	<0.005	
6/14/2016	<0.005	
8/9/2016	<0.005	
9/27/2016	<0.005	
11/15/2016	<0.005	
1/11/2017	<0.005	
1/19/2017	0.0006 (J)	
1/24/2017	0.025 (o)	
2/28/2017	<0.005	
4/20/2017	<0.005	
7/18/2017	<0.005	
1/10/2018	<0.005	
7/11/2018	<0.005	
1/29/2019	<0.005	
3/26/2019	<0.005	
9/10/2019	<0.005	
3/31/2020	<0.005	
9/15/2020	<0.005	
3/17/2021	<0.005	
8/19/2021	<0.005	
2/22/2022		<0.005
8/2/2022		<0.005

Prediction Limit

Constituent: Selenium (mg/L) Analysis Run 10/28/2022 4:15 PM View: PL's Intrawell Appendix I
Plant McIntosh Client: Southern Company Data: McIntosh LF4 CCR

	GWC-1	GWC-1
8/25/2004	<0.005	
9/11/2004	<0.005	
9/26/2004	<0.005	
7/11/2005	<0.005	
12/7/2005	<0.005	
6/22/2006	<0.005	
11/28/2006	<0.005	
7/6/2007	<0.005	
12/13/2007	<0.005	
6/20/2008	<0.005	
12/7/2008	<0.005	
7/9/2009	<0.005	
12/28/2009	<0.005	
6/22/2010	<0.005	
1/4/2011	<0.005	
7/9/2011	<0.005	
1/21/2012	<0.005	
7/11/2012	<0.005	
1/20/2013	<0.005	
7/19/2013	<0.005	
1/15/2014	<0.005	
7/11/2014	<0.005	
1/16/2015	<0.005	
6/20/2015	<0.005	
1/16/2016	<0.005	
4/20/2016	<0.005	
6/15/2016	<0.005	
8/10/2016	<0.005	
9/27/2016	<0.005	
11/15/2016	<0.005	
1/12/2017	0.00035 (J)	
1/23/2017	<0.005	
3/1/2017	<0.005	
4/20/2017	<0.005	
7/19/2017	0.00026 (J)	
1/11/2018	<0.005	
7/12/2018	<0.005	
1/30/2019	<0.005	
3/27/2019	<0.005	
9/11/2019	<0.005	
4/1/2020	<0.005	
9/15/2020	<0.005	
3/16/2021	<0.005	
8/18/2021	<0.005	
2/23/2022		<0.005
8/3/2022		<0.005

Prediction Limit

Constituent: Selenium (mg/L) Analysis Run 10/28/2022 4:15 PM View: PL's Intrawell Appendix I
Plant McIntosh Client: Southern Company Data: McIntosh LF4 CCR

	GWC-10	GWC-10
8/25/2004	<0.005	
9/11/2004	<0.005	
9/26/2004	<0.005	
10/13/2004	<0.005	
7/11/2005	<0.005	
12/7/2005	<0.005	
6/22/2006	<0.005	
11/28/2006	<0.005	
7/6/2007	<0.005	
12/13/2007	<0.005	
6/20/2008	<0.005	
12/7/2008	<0.005	
7/10/2009	<0.005	
12/29/2009	<0.005	
6/22/2010	<0.005	
1/4/2011	<0.005	
7/10/2011	<0.005	
1/21/2012	<0.005	
7/11/2012	<0.005	
1/20/2013	<0.005	
7/19/2013	<0.005	
1/16/2014	<0.005	
7/10/2014	<0.005	
1/16/2015	<0.005	
6/20/2015	<0.005	
1/16/2016	<0.005	
4/21/2016	<0.005	
6/16/2016	<0.005	
8/10/2016	0.00026 (J)	
9/27/2016	0.00024 (J)	
11/15/2016	<0.005	
1/12/2017	<0.005	
3/1/2017	<0.005	
4/24/2017	<0.005	
7/24/2017	<0.005	
1/11/2018	<0.005	
7/12/2018	<0.005	
1/30/2019	<0.005	
3/27/2019	<0.005	
9/11/2019	<0.005	
4/1/2020	<0.005	
9/15/2020	<0.005	
3/16/2021	<0.005	
8/18/2021	<0.005	
2/23/2022		<0.005
8/3/2022		<0.005

Prediction Limit

Constituent: Selenium (mg/L) Analysis Run 10/28/2022 4:15 PM View: PL's Intrawell Appendix I
Plant McIntosh Client: Southern Company Data: McIntosh LF4 CCR

	GWC-11	GWC-11
8/25/2004	<0.005	
9/11/2004	<0.005	
9/26/2004	<0.005	
10/13/2004	<0.005	
7/11/2005	<0.005	
12/7/2005	<0.005	
6/22/2006	<0.005	
11/28/2006	<0.005	
7/6/2007	<0.005	
12/13/2007	<0.005	
6/20/2008	<0.005	
12/7/2008	<0.005	
7/10/2009	<0.005	
12/29/2009	<0.005	
6/22/2010	<0.005	
1/5/2011	<0.005	
7/9/2011	<0.005	
1/21/2012	<0.005	
7/11/2012	<0.005	
1/19/2013	<0.005	
7/19/2013	<0.005	
1/15/2014	<0.005	
7/11/2014	<0.005	
1/16/2015	<0.005	
6/20/2015	<0.005	
1/14/2016	<0.005	
4/20/2016	<0.005	
6/15/2016	0.00052 (J)	
8/10/2016	0.00053 (J)	
9/27/2016	0.00047 (J)	
11/15/2016	<0.005	
1/12/2017	0.00025 (J)	
3/1/2017	<0.005	
4/24/2017	<0.005	
7/24/2017	0.00032 (J)	
1/11/2018	<0.005	
7/12/2018	0.00025 (J)	
1/30/2019	<0.005	
3/27/2019	<0.005	
9/11/2019	<0.005	
4/2/2020	<0.005	
9/15/2020	<0.005	
3/17/2021	<0.005	
8/18/2021	<0.005	
2/23/2022		<0.005
8/2/2022		<0.005

Prediction Limit

Constituent: Selenium (mg/L) Analysis Run 10/28/2022 4:15 PM View: PL's IntraWell Appendix I
Plant McIntosh Client: Southern Company Data: McIntosh LF4 CCR

	GWC-18	GWC-18
12/8/2015	<0.005	
12/14/2015	<0.005	
12/28/2015	<0.005	
1/14/2016	<0.005	
1/26/2016	<0.005	
4/19/2016	<0.005	
6/16/2016	<0.005	
8/11/2016	<0.005	
9/28/2016	<0.005	
11/16/2016	<0.005	
1/11/2017	<0.005	
3/1/2017	<0.005	
4/25/2017	<0.005	
7/25/2017	<0.005	
1/12/2018	<0.005	
7/11/2018	0.00044 (J)	
1/30/2019	<0.005	
3/27/2019	<0.005	
9/11/2019	<0.005	
4/1/2020	<0.005	
9/15/2020	<0.005	
3/17/2021	<0.005	
8/19/2021	<0.005	
2/23/2022		<0.005
8/2/2022		<0.005

Prediction Limit

Constituent: Selenium (mg/L) Analysis Run 10/28/2022 4:15 PM View: PL's IntraWell Appendix I
Plant McIntosh Client: Southern Company Data: McIntosh LF4 CCR

	GWC-19	GWC-19
12/8/2015	<0.005	
12/15/2015	<0.005	
12/28/2015	<0.005	
1/14/2016	<0.005	
1/26/2016	<0.005	
4/19/2016	<0.005	
6/16/2016	<0.005	
8/10/2016	<0.005	
9/28/2016	<0.005	
11/15/2016	<0.005	
1/16/2017	<0.005	
3/1/2017	<0.005	
4/25/2017	0.00052 (J)	
7/25/2017	<0.005	
1/12/2018	<0.005	
7/11/2018	<0.005	
1/29/2019	<0.005	
3/27/2019	<0.005	
9/11/2019	<0.005	
4/1/2020	<0.005	
9/16/2020	<0.005	
3/16/2021	<0.005	
8/19/2021	<0.005	
2/23/2022		<0.005
8/3/2022		<0.005

Prediction Limit

Constituent: Selenium (mg/L) Analysis Run 10/28/2022 4:15 PM View: PL's IntraWell Appendix I
Plant McIntosh Client: Southern Company Data: McIntosh LF4 CCR

	GWC-20	GWC-20
12/9/2015	<0.005	
12/14/2015	<0.005	
12/29/2015	<0.005	
1/14/2016	<0.005	
1/25/2016	<0.005	
4/21/2016	<0.005	
6/16/2016	<0.005	
8/10/2016	<0.005	
9/27/2016	<0.005	
11/15/2016	<0.005	
1/13/2017	<0.005	
3/1/2017	<0.005	
4/25/2017	0.0021	
7/25/2017	<0.005	
1/12/2018	<0.005	
7/11/2018	<0.005	
1/29/2019	<0.005	
3/27/2019	<0.005	
9/11/2019	<0.005	
4/1/2020	<0.005	
9/15/2020	<0.005	
3/16/2021	<0.005	
8/19/2021	<0.005	
2/22/2022		<0.005
8/3/2022		<0.005

Prediction Limit

Constituent: Selenium (mg/L) Analysis Run 10/28/2022 4:15 PM View: PL's IntraWell Appendix I
Plant McIntosh Client: Southern Company Data: McIntosh LF4 CCR

	GWC-21	GWC-21
12/9/2015	<0.005	
12/14/2015	<0.005	
12/29/2015	<0.005	
1/14/2016	<0.005	
1/25/2016	<0.005	
4/21/2016	<0.005	
6/16/2016	<0.005	
8/10/2016	<0.005	
9/27/2016	0.00043 (J)	
11/15/2016	<0.005	
1/12/2017	<0.005	
3/1/2017	<0.005	
4/24/2017	<0.005	
7/25/2017	<0.005	
1/11/2018	<0.005	
7/11/2018	<0.005	
1/30/2019	<0.005	
3/27/2019	<0.005	
9/11/2019	<0.005	
4/1/2020	<0.005	
9/15/2020	<0.005	
3/17/2021	<0.005	
8/19/2021	<0.005	
2/23/2022		<0.005
8/4/2022		<0.005

Prediction Limit

Constituent: Selenium (mg/L) Analysis Run 10/28/2022 4:15 PM View: PL's Intrawell Appendix I
Plant McIntosh Client: Southern Company Data: McIntosh LF4 CCR

	GWC-9	GWC-9
8/25/2004	<0.005	
9/11/2004	<0.005	
9/26/2004	<0.005	
10/13/2004	<0.005	
7/11/2005	0.0058	
12/7/2005	<0.005	
6/22/2006	<0.005	
11/28/2006	<0.005	
7/6/2007	<0.005	
12/13/2007	<0.005	
6/20/2008	<0.005	
12/7/2008	<0.005	
7/9/2009	<0.005	
12/29/2009	<0.005	
6/22/2010	<0.005	
1/5/2011	<0.005	
7/9/2011	<0.005	
1/21/2012	<0.005	
7/11/2012	<0.005	
1/19/2013	<0.005	
7/18/2013	<0.005	
1/15/2014	<0.005	
7/10/2014	<0.005	
1/16/2015	<0.005	
6/20/2015	<0.005	
1/14/2016	<0.005	
4/19/2016	<0.005	
6/15/2016	<0.005	
8/10/2016	<0.005	
9/27/2016	<0.005	
11/15/2016	<0.005	
1/13/2017	<0.005	
3/1/2017	<0.005	
4/24/2017	<0.005	
7/24/2017	<0.005	
1/12/2018	<0.005	
7/12/2018	<0.005	
1/30/2019	<0.005	
3/27/2019	<0.005	
9/11/2019	<0.005	
4/1/2020	<0.005	
9/16/2020	<0.005	
3/17/2021	<0.005	
8/19/2021	<0.005	
2/23/2022		<0.005
8/3/2022		<0.005

Prediction Limit

Constituent: Silver (mg/L) Analysis Run 10/28/2022 4:15 PM View: PL's IntraWell Appendix I
Plant McIntosh Client: Southern Company Data: McIntosh LF4 CCR

	GWC-11	GWC-11
8/25/2004	<0.001	
9/11/2004	<0.001	
9/26/2004	<0.001	
10/13/2004	<0.001	
7/11/2005	<0.001	
12/7/2005	<0.001	
6/22/2006	<0.001	
11/28/2006	<0.001	
7/6/2007	<0.001	
12/13/2007	<0.001	
6/20/2008	<0.001	
12/7/2008	<0.001	
7/10/2009	<0.001	
12/29/2009	<0.001	
6/22/2010	<0.001	
1/5/2011	<0.001	
7/9/2011	<0.001	
1/21/2012	<0.001	
7/11/2012	<0.001	
1/19/2013	<0.001	
7/19/2013	<0.001	
1/15/2014	<0.001	
7/11/2014	0.00061 (J)	
1/16/2015	<0.001	
6/20/2015	<0.001	
1/14/2016	<0.001	
6/15/2016	<0.001	
1/12/2017	<0.001	
7/24/2017	<0.001	
1/11/2018	<0.001	
7/12/2018	<0.001	
1/30/2019	<0.001	
3/27/2019	<0.001	
9/11/2019	<0.001	
4/2/2020	<0.001	
9/15/2020	<0.001	
3/17/2021	<0.001	
8/18/2021	<0.001	
2/23/2022		<0.001
8/2/2022		<0.001

Prediction Limit

Constituent: Thallium (mg/L) Analysis Run 10/28/2022 4:15 PM View: PL's Intrawell Appendix I
Plant McIntosh Client: Southern Company Data: McIntosh LF4 CCR

	GWA-13	GWA-13
12/7/2015	<0.001	
12/15/2015	<0.001	
12/29/2015	0.0001 (J)	
1/13/2016	6E-05 (J)	
1/25/2016	<0.001	
4/20/2016	<0.001	
6/14/2016	<0.001	
8/9/2016	<0.001	
9/27/2016	<0.001	
11/15/2016	<0.001	
1/12/2017	<0.001	
2/28/2017	<0.001	
4/20/2017	<0.001	
7/18/2017	<0.001	
1/10/2018	<0.001	
7/11/2018	<0.001	
1/29/2019	<0.001	
3/26/2019	<0.001	
9/10/2019	0.00057 (J)	
3/31/2020	<0.001	
9/15/2020	<0.001	
3/16/2021	<0.001	
8/18/2021	0.00016 (J)	
2/22/2022		<0.001
8/2/2022		<0.001

Prediction Limit

Constituent: Thallium (mg/L) Analysis Run 10/28/2022 4:15 PM View: PL's IntraWell Appendix I
Plant McIntosh Client: Southern Company Data: McIntosh LF4 CCR

	GWA-14	GWA-14
12/7/2015	<0.001	
12/15/2015	<0.001	
12/29/2015	<0.001	
1/13/2016	7.9E-05 (J)	
1/25/2016	<0.001	
4/20/2016	<0.001	
6/14/2016	<0.001	
8/9/2016	<0.001	
9/27/2016	<0.001	
11/15/2016	<0.001	
1/11/2017	<0.001	
2/28/2017	<0.001	
4/20/2017	<0.001	
7/19/2017	<0.001	
1/11/2018	<0.001	
7/11/2018	<0.001	
1/29/2019	<0.001	
3/26/2019	<0.001	
9/10/2019	0.00021 (J)	
4/1/2020	0.00018 (J)	
9/15/2020	<0.001	
3/16/2021	<0.001	
8/17/2021	0.0006 (J)	
2/22/2022		<0.001
8/2/2022		<0.001

Prediction Limit

Constituent: Thallium (mg/L) Analysis Run 10/28/2022 4:15 PM View: PL's Intrawell Appendix I
Plant McIntosh Client: Southern Company Data: McIntosh LF4 CCR

	GWA-16	GWA-16
12/7/2015	<0.001	
12/14/2015	<0.001	
12/28/2015	<0.001	
1/13/2016	<0.001	
1/25/2016	<0.001	
4/20/2016	<0.001	
6/15/2016	<0.001	
8/9/2016	<0.001	
9/27/2016	<0.001	
11/15/2016	<0.001	
1/11/2017	<0.001	
3/1/2017	<0.001	
4/20/2017	<0.001	
7/19/2017	<0.001	
1/11/2018	<0.001	
7/11/2018	<0.001	
1/29/2019	<0.001	
3/26/2019	<0.001	
9/10/2019	0.0002 (J)	
4/1/2020	<0.001	
9/15/2020	<0.001	
3/16/2021	<0.001	
8/17/2021	0.00025 (J)	
2/22/2022		<0.001
8/2/2022		<0.001

Prediction Limit

Constituent: Thallium (mg/L) Analysis Run 10/28/2022 4:15 PM View: PL's Intrawell Appendix I
Plant McIntosh Client: Southern Company Data: McIntosh LF4 CCR

	GWA-2	GWA-2
8/25/2004	<0.001	
9/11/2004	<0.001	
9/26/2004	<0.001	
10/13/2004	<0.001	
7/11/2005	<0.001	
12/7/2005	<0.001	
6/22/2006	<0.001	
11/28/2006	<0.001	
7/6/2007	<0.001	
12/13/2007	<0.001	
6/20/2008	<0.001	
12/7/2008	<0.001	
7/9/2009	<0.001	
12/28/2009	<0.001	
6/22/2010	<0.001	
1/4/2011	<0.001	
7/9/2011	<0.001	
1/21/2012	<0.001	
7/11/2012	<0.001	
1/20/2013	<0.001	
7/19/2013	<0.001	
1/15/2014	<0.001	
6/20/2015	<0.001	
1/16/2016	<0.001	
4/19/2016	<0.001	
6/14/2016	<0.001	
8/9/2016	<0.001	
9/26/2016	<0.001	
11/15/2016	<0.001	
1/10/2017	<0.001	
2/28/2017	<0.001	
4/19/2017	<0.001	
7/17/2017	<0.001	
1/10/2018	<0.001	
7/11/2018	<0.001	
1/29/2019	<0.001	
3/27/2019	<0.001	
9/11/2019	<0.001	
4/1/2020	0.00017 (J)	
9/15/2020	0.00029 (J)	
3/16/2021	<0.001	
8/17/2021	0.00062 (J)	
2/22/2022		<0.001
8/2/2022		<0.001

Prediction Limit

Constituent: Thallium (mg/L) Analysis Run 10/28/2022 4:15 PM View: PL's Intrawell Appendix I
Plant McIntosh Client: Southern Company Data: McIntosh LF4 CCR

	GWA-3	GWA-3
8/25/2004	<0.001	
9/11/2004	<0.001	
9/26/2004	<0.001	
10/13/2004	<0.001	
7/11/2005	<0.001	
12/7/2005	<0.001	
6/22/2006	<0.001	
11/28/2006	<0.001	
7/6/2007	<0.001	
12/13/2007	<0.001	
6/20/2008	<0.001	
12/7/2008	<0.001	
7/9/2009	<0.001	
12/28/2009	<0.001	
6/22/2010	<0.001	
1/4/2011	<0.001	
7/9/2011	<0.001	
1/20/2012	<0.001	
7/11/2012	<0.001	
1/19/2013	<0.001	
7/18/2013	<0.001	
1/15/2014	<0.001	
6/19/2015	<0.001	
1/16/2016	<0.001	
4/19/2016	<0.001	
6/14/2016	<0.001	
8/9/2016	<0.001	
9/27/2016	<0.001	
11/14/2016	<0.001	
1/10/2017	<0.001	
2/28/2017	<0.001	
4/19/2017	<0.001	
7/18/2017	<0.001	
1/10/2018	<0.001	
7/11/2018	<0.001	
1/29/2019	<0.001	
3/27/2019	<0.001	
9/11/2019	<0.001	
4/1/2020	<0.001	
9/15/2020	0.00017 (J)	
3/16/2021	<0.001	
8/17/2021	0.00015 (J)	
2/22/2022		<0.001
8/2/2022		<0.001

Prediction Limit

Constituent: Thallium (mg/L) Analysis Run 10/28/2022 4:15 PM View: PL's Intrawell Appendix I
Plant McIntosh Client: Southern Company Data: McIntosh LF4 CCR

	GWA-4A	GWA-4A
8/25/2004	<0.001	
9/11/2004	<0.001	
9/26/2004	<0.001	
10/13/2004	<0.001	
7/11/2005	<0.001	
12/7/2005	<0.001	
6/22/2006	<0.001	
11/28/2006	<0.001	
7/6/2007	<0.001	
12/13/2007	<0.001	
6/20/2008	<0.001	
12/7/2008	<0.001	
7/9/2009	<0.001	
12/30/2009	<0.001	
6/22/2010	<0.001	
1/4/2011	<0.001	
7/9/2011	<0.001	
1/21/2012	<0.001	
7/11/2012	<0.001	
1/20/2013	<0.001	
7/19/2013	<0.001	
1/16/2014	<0.001	
6/20/2015	<0.001	
1/14/2016	<0.001	
4/20/2016	<0.001	
6/14/2016	3.6E-05 (J)	
8/11/2016	<0.001	
9/27/2016	<0.001	
11/14/2016	<0.001	
1/10/2017	<0.001	
2/28/2017	<0.001	
4/20/2017	<0.001	
7/18/2017	<0.001	
1/10/2018	<0.001	
7/11/2018	<0.001	
1/29/2019	<0.001	
3/26/2019	<0.001	
9/10/2019	0.00033 (J)	
3/31/2020	<0.001	
9/16/2020	<0.001	
3/17/2021	<0.001	
8/19/2021	<0.001	
2/23/2022		<0.001
8/3/2022		<0.001

Prediction Limit

Constituent: Thallium (mg/L) Analysis Run 10/28/2022 4:15 PM View: PL's Intrawell Appendix I
Plant McIntosh Client: Southern Company Data: McIntosh LF4 CCR

	GWA-5	GWA-5
8/25/2004	<0.001	
9/11/2004	<0.001	
9/26/2004	<0.001	
10/13/2004	<0.001	
7/11/2005	<0.001	
12/7/2005	<0.001	
6/22/2006	<0.001	
11/28/2006	<0.001	
7/6/2007	<0.001	
12/13/2007	<0.001	
6/20/2008	<0.001	
12/7/2008	<0.001	
7/9/2009	<0.001	
12/29/2009	<0.001	
6/22/2010	<0.001	
1/4/2011	<0.001	
7/9/2011	<0.001	
1/21/2012	<0.001	
7/11/2012	<0.001	
1/19/2013	<0.001	
7/18/2013	<0.001	
1/15/2014	<0.001	
6/19/2015	<0.001	
1/14/2016	<0.001	
4/20/2016	<0.001	
6/14/2016	<0.001	
8/9/2016	<0.001	
9/27/2016	<0.001	
11/15/2016	<0.001	
1/11/2017	<0.001	
1/19/2017	<0.001	
1/24/2017	0.00072	
2/28/2017	<0.001	
4/20/2017	<0.001	
7/18/2017	<0.001	
1/10/2018	<0.001	
7/11/2018	<0.001	
1/29/2019	<0.001	
3/26/2019	<0.001	
9/10/2019	<0.001	
3/31/2020	<0.001	
9/15/2020	<0.001	
3/17/2021	<0.001	
8/19/2021	<0.001	
2/22/2022		<0.001
8/2/2022		<0.001

Prediction Limit

Constituent: Thallium (mg/L) Analysis Run 10/28/2022 4:15 PM View: PL's Intrawell Appendix I
Plant McIntosh Client: Southern Company Data: McIntosh LF4 CCR

	GWC-10	GWC-10
8/25/2004	<0.001	
9/11/2004	<0.001	
9/26/2004	<0.001	
10/13/2004	<0.001	
7/11/2005	<0.001	
12/7/2005	<0.001	
6/22/2006	<0.001	
11/28/2006	<0.001	
7/6/2007	<0.001	
12/13/2007	<0.001	
6/20/2008	<0.001	
12/7/2008	<0.001	
7/10/2009	<0.001	
12/29/2009	<0.001	
6/22/2010	<0.001	
1/4/2011	<0.001	
7/9/2011	<0.001	
1/21/2012	<0.001	
7/11/2012	<0.001	
1/20/2013	<0.001	
7/18/2013	<0.001	
1/16/2014	<0.001	
6/20/2015	<0.001	
1/16/2016	<0.001	
4/21/2016	<0.001	
6/16/2016	<0.001	
8/10/2016	<0.001	
9/27/2016	<0.001	
11/15/2016	<0.001	
1/12/2017	<0.001	
3/1/2017	<0.001	
4/24/2017	<0.001	
7/24/2017	<0.001	
1/11/2018	<0.001	
7/12/2018	<0.001	
1/30/2019	<0.001	
3/27/2019	<0.001	
9/11/2019	0.0002 (J)	
4/1/2020	0.00031 (J)	
9/15/2020	<0.001	
3/16/2021	0.00037 (J)	
8/18/2021	<0.001	
2/23/2022		<0.001
8/3/2022		<0.001

Prediction Limit

Constituent: Thallium (mg/L) Analysis Run 10/28/2022 4:15 PM View: PL's IntraWell Appendix I
Plant McIntosh Client: Southern Company Data: McIntosh LF4 CCR

	GWC-11	GWC-11
8/25/2004	<0.001	
9/11/2004	<0.001	
9/26/2004	<0.001	
10/13/2004	<0.001	
7/11/2005	<0.001	
12/7/2005	<0.001	
6/22/2006	<0.001	
11/28/2006	<0.001	
7/6/2007	<0.001	
12/13/2007	<0.001	
6/20/2008	<0.001	
12/7/2008	<0.001	
7/10/2009	<0.001	
12/29/2009	<0.001	
6/22/2010	<0.001	
1/5/2011	<0.001	
7/9/2011	<0.001	
1/21/2012	<0.001	
7/11/2012	<0.001	
1/19/2013	<0.001	
7/19/2013	<0.001	
1/15/2014	<0.001	
6/20/2015	<0.001	
1/14/2016	6.1E-05 (J)	
4/20/2016	<0.001	
6/15/2016	<0.001	
8/10/2016	<0.001	
9/27/2016	<0.001	
11/15/2016	<0.001	
1/12/2017	<0.001	
3/1/2017	<0.001	
4/24/2017	<0.001	
7/24/2017	<0.001	
1/11/2018	<0.001	
7/12/2018	<0.001	
1/30/2019	<0.001	
3/27/2019	<0.001	
9/11/2019	<0.001	
4/2/2020	0.00028 (J)	
9/15/2020	<0.001	
3/17/2021	0.00047 (J)	
8/18/2021	<0.001	
2/23/2022		<0.001
8/2/2022		<0.001

Prediction Limit

Constituent: Thallium (mg/L) Analysis Run 10/28/2022 4:15 PM View: PL's Intrawell Appendix I
Plant McIntosh Client: Southern Company Data: McIntosh LF4 CCR

	GWC-12	GWC-12
8/25/2004	<0.001	
9/11/2004	<0.001	
9/26/2004	<0.001	
10/13/2004	<0.001	
7/11/2005	<0.001	
12/7/2005	<0.001	
6/22/2006	<0.001	
11/28/2006	<0.001	
7/6/2007	<0.001	
12/13/2007	<0.001	
6/20/2008	<0.001	
12/7/2008	<0.001	
7/10/2009	<0.001	
12/28/2009	<0.001	
6/22/2010	<0.001	
1/4/2011	<0.001	
7/9/2011	<0.001	
1/20/2012	<0.001	
7/11/2012	<0.001	
1/19/2013	<0.001	
7/18/2013	<0.001	
1/15/2014	<0.001	
6/19/2015	<0.001	
1/16/2016	<0.001	
4/20/2016	<0.001	
6/15/2016	<0.001	
8/10/2016	<0.001	
9/27/2016	<0.001	
11/15/2016	<0.001	
1/12/2017	<0.001	
3/1/2017	<0.001	
4/20/2017	<0.001	
7/20/2017	<0.001	
1/11/2018	<0.001	
7/12/2018	<0.001	
1/30/2019	<0.001	
3/27/2019	<0.001	
9/11/2019	0.00017 (J)	
4/1/2020	<0.001	
9/16/2020	<0.001	
3/16/2021	0.00022 (J)	
8/18/2021	<0.001	
2/23/2022		<0.001
8/3/2022		<0.001

Prediction Limit

Constituent: Thallium (mg/L) Analysis Run 10/28/2022 4:15 PM View: PL's IntraWell Appendix I
Plant McIntosh Client: Southern Company Data: McIntosh LF4 CCR

	GWC-17	GWC-17
12/8/2015	0.0001 (J)	
12/14/2015	9E-05 (J)	
12/28/2015	9E-05 (J)	
1/13/2016	0.0001 (J)	
1/26/2016	9.5E-05 (J)	
4/20/2016	<0.001	
6/15/2016	3.8E-05 (J)	
8/9/2016	<0.001	
9/27/2016	<0.001	
11/15/2016	<0.001	
1/11/2017	<0.001	
3/1/2017	<0.001	
4/20/2017	<0.001	
7/19/2017	<0.001	
1/11/2018	<0.001	
7/11/2018	<0.001	
1/29/2019	<0.001	
3/27/2019	<0.001	
9/11/2019	<0.001	
4/1/2020	<0.001	
9/15/2020	<0.001	
3/16/2021	<0.001	
8/19/2021	<0.001	
2/22/2022		<0.001
8/2/2022		<0.001

Prediction Limit

Constituent: Thallium (mg/L) Analysis Run 10/28/2022 4:15 PM View: PL's Intrawell Appendix I
Plant McIntosh Client: Southern Company Data: McIntosh LF4 CCR

	GWC-18	GWC-18
12/8/2015	0.0001 (J)	
12/14/2015	0.0001 (J)	
12/28/2015	0.0001 (J)	
1/14/2016	0.000137 (J)	
1/26/2016	0.000142 (J)	
4/19/2016	<0.001	
6/16/2016	0.00013 (J)	
8/11/2016	0.00011 (J)	
9/28/2016	0.00012 (J)	
11/16/2016	<0.001	
1/11/2017	9.5E-05 (J)	
3/1/2017	0.00011 (J)	
4/25/2017	0.00012 (J)	
7/25/2017	0.00011 (J)	
1/12/2018	0.00011 (J)	
7/11/2018	9.5E-05 (J)	
1/30/2019	0.00012 (J)	
3/27/2019	<0.001	
9/11/2019	0.00018 (J)	
4/1/2020	<0.001	
9/15/2020	<0.001	
3/17/2021	0.00016 (J)	
8/19/2021	<0.001	
2/23/2022		<0.001
8/2/2022		<0.001

Prediction Limit

Constituent: Thallium (mg/L) Analysis Run 10/28/2022 4:15 PM View: PL's Intrawell Appendix I
Plant McIntosh Client: Southern Company Data: McIntosh LF4 CCR

	GWC-19	GWC-19
12/8/2015	<0.001	
12/15/2015	<0.001	
12/28/2015	<0.001	
1/14/2016	7.9E-05 (J)	
1/26/2016	<0.001	
4/19/2016	<0.001	
6/16/2016	<0.001	
8/10/2016	<0.001	
9/28/2016	<0.001	
11/15/2016	<0.001	
1/16/2017	<0.001	
3/1/2017	<0.001	
4/25/2017	<0.001	
7/25/2017	<0.001	
1/12/2018	<0.001	
7/11/2018	<0.001	
1/29/2019	<0.001	
3/27/2019	<0.001	
9/11/2019	0.00019 (J)	
4/1/2020	<0.001	
9/16/2020	0.00026 (J)	
3/16/2021	<0.001	
8/19/2021	<0.001	
2/23/2022		<0.001
8/3/2022		<0.001

Prediction Limit

Constituent: Thallium (mg/L) Analysis Run 10/28/2022 4:15 PM View: PL's IntraWell Appendix I
Plant McIntosh Client: Southern Company Data: McIntosh LF4 CCR

	GWC-20	GWC-20
12/9/2015	0.0001 (J)	
12/14/2015	9E-05 (J)	
12/29/2015	0.0001 (J)	
1/14/2016	0.000118 (J)	
1/25/2016	0.000102 (J)	
4/21/2016	<0.001	
6/16/2016	5.2E-05 (J)	
8/10/2016	<0.001	
9/27/2016	<0.001	
11/15/2016	<0.001	
1/13/2017	<0.001	
3/1/2017	<0.001	
4/25/2017	<0.001	
7/25/2017	<0.001	
1/12/2018	<0.001	
7/11/2018	<0.001	
1/29/2019	<0.001	
3/27/2019	<0.001	
9/11/2019	0.00034 (J)	
4/1/2020	<0.001	
9/15/2020	<0.001	
3/16/2021	<0.001	
8/19/2021	<0.001	
2/22/2022		<0.001
8/3/2022		<0.001

Prediction Limit

Constituent: Thallium (mg/L) Analysis Run 10/28/2022 4:15 PM View: PL's IntraWell Appendix I
Plant McIntosh Client: Southern Company Data: McIntosh LF4 CCR

	GWC-21	GWC-21
12/9/2015	<0.001	
12/14/2015	<0.001	
12/29/2015	<0.001	
1/14/2016	<0.001	
1/25/2016	<0.001	
4/21/2016	<0.001	
6/16/2016	2.7E-05 (J)	
8/10/2016	<0.001	
9/27/2016	0.00016 (J)	
11/15/2016	<0.001	
1/12/2017	<0.001	
3/1/2017	<0.001	
4/24/2017	<0.001	
7/25/2017	<0.001	
1/11/2018	<0.001	
7/11/2018	<0.001	
1/30/2019	<0.001	
3/27/2019	<0.001	
9/11/2019	0.00041 (J)	
4/1/2020	<0.001	
9/15/2020	<0.001	
3/17/2021	<0.001	
8/19/2021	<0.001	
2/23/2022		<0.001
8/4/2022		<0.001

Prediction Limit

Constituent: Thallium (mg/L) Analysis Run 10/28/2022 4:15 PM View: PL's IntraWell Appendix I
Plant McIntosh Client: Southern Company Data: McIntosh LF4 CCR

	GWC-23	GWC-23
6/16/2016	<0.001	
8/10/2016	<0.001	
9/28/2016	<0.001	
11/16/2016	<0.001	
1/17/2017	<0.001	
3/2/2017	<0.001	
4/25/2017	<0.001	
7/13/2017	<0.001	
7/25/2017	9E-05 (J)	
1/12/2018	0.00011 (J)	
7/12/2018	0.0001 (J)	
1/30/2019	0.00016 (J)	
3/27/2019	0.00011	
9/11/2019	0.00034 (J)	
4/1/2020	<0.001	
9/15/2020	<0.001	
3/17/2021	<0.001	
8/19/2021	<0.001	
2/23/2022		<0.001
8/4/2022		<0.001

Prediction Limit

Constituent: Thallium (mg/L) Analysis Run 10/28/2022 4:15 PM View: PL's IntraWell Appendix I
Plant McIntosh Client: Southern Company Data: McIntosh LF4 CCR

	GWC-9	GWC-9
8/25/2004	<0.001	
9/11/2004	<0.001	
9/26/2004	<0.001	
10/13/2004	<0.001	
7/11/2005	<0.001	
12/7/2005	<0.001	
6/22/2006	<0.001	
11/28/2006	<0.001	
7/6/2007	<0.001	
12/13/2007	<0.001	
6/20/2008	<0.001	
12/7/2008	<0.001	
7/9/2009	<0.001	
12/29/2009	<0.001	
6/22/2010	<0.001	
1/5/2011	<0.001	
7/9/2011	<0.001	
1/21/2012	<0.001	
7/11/2012	<0.001	
1/19/2013	<0.001	
7/18/2013	<0.001	
1/15/2014	<0.001	
6/20/2015	<0.001	
1/14/2016	<0.001	
4/19/2016	<0.001	
6/15/2016	<0.001	
8/10/2016	<0.001	
9/27/2016	<0.001	
11/15/2016	<0.001	
1/13/2017	<0.001	
3/1/2017	<0.001	
4/24/2017	<0.001	
7/24/2017	<0.001	
1/12/2018	<0.001	
7/12/2018	<0.001	
1/30/2019	<0.001	
3/27/2019	<0.001	
9/11/2019	0.00023 (J)	
4/1/2020	<0.001	
9/16/2020	<0.001	
3/17/2021	<0.001	
8/19/2021	<0.001	
2/23/2022		<0.001
8/3/2022		<0.001

Prediction Limit

Constituent: Vanadium (mg/L) Analysis Run 10/28/2022 4:15 PM View: PL's IntraWell Appendix I
Plant McIntosh Client: Southern Company Data: McIntosh LF4 CCR

	GWA-13	GWA-13
12/7/2015	<0.001	
12/15/2015	<0.001	
12/29/2015	<0.001	
1/13/2016	<0.001	
1/25/2016	<0.001	
6/14/2016	0.00055 (J)	
1/12/2017	0.0018 (J)	
7/18/2017	<0.001	
1/10/2018	<0.001	
7/11/2018	<0.001	
1/29/2019	0.0018 (J)	
3/26/2019	<0.001	
9/10/2019	0.0027	
3/31/2020	<0.001	
9/15/2020	<0.001	
3/16/2021	<0.001	
8/18/2021	<0.001	
2/22/2022		<0.001
8/2/2022		<0.001

Prediction Limit

Constituent: Vanadium (mg/L) Analysis Run 10/28/2022 4:15 PM View: PL's IntraWell Appendix I
Plant McIntosh Client: Southern Company Data: McIntosh LF4 CCR

	GWA-14	GWA-14
12/7/2015	<0.001	
12/15/2015	<0.001	
12/29/2015	<0.001	
1/13/2016	<0.001	
1/25/2016	<0.001	
6/14/2016	0.00033 (J)	
1/11/2017	<0.001	
7/19/2017	<0.001	
1/11/2018	<0.001	
7/11/2018	<0.001	
1/29/2019	<0.001	
3/26/2019	<0.001	
9/10/2019	0.002	
4/1/2020	<0.001	
9/15/2020	<0.001	
3/16/2021	<0.001	
8/17/2021	<0.001	
2/22/2022		<0.001
8/2/2022		<0.001

Prediction Limit

Constituent: Vanadium (mg/L) Analysis Run 10/28/2022 4:15 PM View: PL's IntraWell Appendix I
Plant McIntosh Client: Southern Company Data: McIntosh LF4 CCR

	GWA-15	GWA-15
12/7/2015	<0.001	
12/15/2015	<0.001	
12/28/2015	<0.001	
1/13/2016	<0.001	
1/25/2016	<0.001	
6/15/2016	0.0003 (J)	
1/11/2017	0.0017 (J)	
7/19/2017	<0.001	
1/11/2018	<0.001	
7/11/2018	<0.001	
1/29/2019	<0.001	
3/26/2019	0.0041	
9/11/2019	0.0016	
4/1/2020	<0.001	
9/15/2020	<0.001	
3/17/2021	<0.001	
8/19/2021	<0.001	
2/22/2022		<0.001
8/2/2022		<0.001

Prediction Limit

Constituent: Vanadium (mg/L) Analysis Run 10/28/2022 4:15 PM View: PL's IntraWell Appendix I
Plant McIntosh Client: Southern Company Data: McIntosh LF4 CCR

	GWA-16	GWA-16
12/7/2015	<0.001	
12/14/2015	<0.001	
12/28/2015	<0.001	
1/13/2016	<0.001	
1/25/2016	<0.001	
6/15/2016	0.00015 (J)	
1/11/2017	0.0015 (J)	
7/19/2017	<0.001	
1/11/2018	<0.001	
7/11/2018	<0.001	
1/29/2019	<0.001	
3/26/2019	0.0019	
9/10/2019	0.0019	
4/1/2020	<0.001	
9/15/2020	<0.001	
3/16/2021	<0.001	
8/17/2021	<0.001	
2/22/2022		<0.001
8/2/2022		<0.001

Prediction Limit

Constituent: Vanadium (mg/L) Analysis Run 10/28/2022 4:15 PM View: PL's IntraWell Appendix I
Plant McIntosh Client: Southern Company Data: McIntosh LF4 CCR

	GWA-2	GWA-2
8/25/2004	<0.001	
9/11/2004	<0.001	
9/26/2004	<0.001	
10/13/2004	<0.001	
7/11/2005	<0.001	
12/7/2005	<0.001	
6/22/2006	<0.001	
11/28/2006	<0.001	
7/6/2007	<0.001	
12/13/2007	<0.001	
6/20/2008	<0.001	
12/7/2008	<0.001	
7/9/2009	<0.001	
12/28/2009	<0.001	
6/22/2010	<0.001	
1/4/2011	<0.001	
7/9/2011	<0.001	
1/21/2012	<0.001	
7/11/2012	0.0051	
1/20/2013	<0.001	
7/19/2013	<0.001	
1/15/2014	<0.001	
7/11/2014	<0.001	
1/16/2015	<0.001	
6/20/2015	<0.001	
1/16/2016	<0.001	
6/14/2016	0.00044 (J)	
1/10/2017	0.0014 (J)	
7/17/2017	<0.001	
1/10/2018	<0.001	
7/11/2018	<0.001	
1/29/2019	<0.001	
3/27/2019	0.0019	
9/11/2019	0.0014	
4/1/2020	<0.001	
9/15/2020	<0.001	
3/16/2021	<0.001	
8/17/2021	<0.001	
2/22/2022		0.001
8/2/2022		<0.001

Prediction Limit

Constituent: Vanadium (mg/L) Analysis Run 10/28/2022 4:15 PM View: PL's IntraWell Appendix I
Plant McIntosh Client: Southern Company Data: McIntosh LF4 CCR

	GWA-3	GWA-3
8/25/2004	<0.001	
9/11/2004	<0.001	
9/26/2004	<0.001	
10/13/2004	<0.001	
7/11/2005	<0.001	
12/7/2005	<0.001	
6/22/2006	<0.001	
11/28/2006	<0.001	
7/6/2007	0.0031	
12/13/2007	<0.001	
6/20/2008	0.005	
12/7/2008	<0.001	
7/9/2009	<0.001	
12/28/2009	<0.001	
6/22/2010	<0.001	
1/5/2011	0.056 (O)	
7/9/2011	0.0033	
1/20/2012	<0.001	
7/11/2012	<0.001	
1/19/2013	<0.001	
7/18/2013	<0.001	
1/15/2014	<0.001	
7/11/2014	<0.001	
1/15/2015	<0.001	
6/19/2015	<0.001	
1/16/2016	<0.001	
6/14/2016	0.00027 (J)	
1/10/2017	0.0015 (J)	
7/18/2017	<0.001	
1/10/2018	<0.001	
7/11/2018	<0.001	
1/29/2019	<0.001	
3/27/2019	0.0047	
9/11/2019	0.0012	
4/1/2020	<0.001	
9/15/2020	<0.001	
3/16/2021	<0.001	
8/17/2021	<0.001	
2/22/2022		<0.001
8/2/2022		<0.001

Prediction Limit

Constituent: Vanadium (mg/L) Analysis Run 10/28/2022 4:15 PM View: PL's IntraWell Appendix I
Plant McIntosh Client: Southern Company Data: McIntosh LF4 CCR

	GWA-4A	GWA-4A
8/25/2004	<0.001	
9/11/2004	<0.001	
9/26/2004	<0.001	
10/13/2004	<0.001	
7/11/2005	<0.001	
12/7/2005	<0.001	
6/22/2006	<0.001	
11/28/2006	<0.001	
7/6/2007	<0.001	
12/13/2007	<0.001	
6/20/2008	0.0033	
12/7/2008	<0.001	
7/9/2009	<0.001	
12/30/2009	<0.001	
6/22/2010	<0.001	
1/4/2011	<0.001	
7/10/2011	<0.001	
1/21/2012	<0.001	
7/11/2012	<0.001	
1/20/2013	<0.001	
7/19/2013	<0.001	
1/16/2014	<0.001	
7/10/2014	<0.001	
1/16/2015	<0.001	
6/20/2015	<0.001	
1/14/2016	<0.001	
6/14/2016	0.00028 (J)	
1/10/2017	0.0014 (J)	
7/18/2017	<0.001	
1/10/2018	<0.001	
7/11/2018	<0.001	
1/29/2019	<0.001	
3/26/2019	0.0027	
9/10/2019	0.0018	
3/31/2020	<0.001	
9/16/2020	<0.001	
3/17/2021	<0.001	
8/19/2021	<0.001	
2/23/2022		<0.001
8/3/2022		0.00097 (J)

Prediction Limit

Constituent: Vanadium (mg/L) Analysis Run 10/28/2022 4:15 PM View: PL's IntraWell Appendix I
Plant McIntosh Client: Southern Company Data: McIntosh LF4 CCR

	GWA-5	GWA-5
8/25/2004	<0.001	
9/11/2004	<0.001	
9/26/2004	<0.001	
10/13/2004	<0.001	
7/11/2005	<0.001	
12/7/2005	<0.001	
6/22/2006	<0.001	
11/28/2006	<0.001	
7/6/2007	<0.001	
12/13/2007	<0.001	
6/20/2008	<0.001	
12/7/2008	<0.001	
7/9/2009	<0.001	
12/29/2009	<0.001	
6/22/2010	<0.001	
1/4/2011	<0.001	
7/9/2011	<0.001	
1/21/2012	<0.001	
7/11/2012	<0.001	
1/19/2013	<0.001	
7/18/2013	<0.001	
1/15/2014	<0.001	
7/10/2014	<0.001	
1/15/2015	<0.001	
6/19/2015	0.0035 (J)	
1/14/2016	<0.001	
6/14/2016	0.00047 (J)	
1/11/2017	0.0016 (J)	
7/18/2017	<0.001	
1/10/2018	<0.001	
7/11/2018	<0.001	
1/29/2019	<0.001	
3/26/2019	0.0015	
9/10/2019	0.0018	
3/31/2020	<0.001	
9/15/2020	<0.001	
3/17/2021	<0.001	
8/19/2021	<0.001	
2/22/2022		<0.001
8/2/2022		<0.001

Prediction Limit

Constituent: Vanadium (mg/L) Analysis Run 10/28/2022 4:15 PM View: PL's IntraWell Appendix I
Plant McIntosh Client: Southern Company Data: McIntosh LF4 CCR

	GWC-1	GWC-1
8/25/2004	<0.001	
9/11/2004	<0.001	
9/26/2004	<0.001	
7/11/2005	<0.001	
12/7/2005	<0.001	
6/22/2006	<0.001	
11/28/2006	<0.001	
7/6/2007	<0.001	
12/13/2007	<0.001	
6/20/2008	<0.001	
12/7/2008	<0.001	
7/9/2009	<0.001	
12/28/2009	<0.001	
6/22/2010	<0.001	
1/4/2011	<0.001	
7/9/2011	0.0032	
1/21/2012	<0.001	
7/11/2012	<0.001	
1/20/2013	<0.001	
7/19/2013	<0.001	
1/15/2014	<0.001	
7/11/2014	<0.001	
1/16/2015	<0.001	
6/20/2015	0.0017 (J)	
1/16/2016	<0.001	
6/15/2016	0.00031 (J)	
1/12/2017	0.0031	
7/19/2017	<0.001	
1/11/2018	<0.001	
7/12/2018	<0.001	
1/30/2019	<0.001	
3/27/2019	<0.001	
9/11/2019	0.0013	
4/1/2020	<0.001	
9/15/2020	<0.001	
3/16/2021	<0.001	
8/18/2021	0.0011	
2/23/2022		<0.001
8/3/2022		<0.001

Prediction Limit

Constituent: Vanadium (mg/L) Analysis Run 10/28/2022 4:15 PM View: PL's IntraWell Appendix I
Plant McIntosh Client: Southern Company Data: McIntosh LF4 CCR

	GWC-10	GWC-10
8/25/2004	<0.001	
9/11/2004	<0.001	
9/26/2004	<0.001	
10/13/2004	<0.001	
7/11/2005	<0.001	
12/7/2005	<0.001	
6/22/2006	<0.001	
11/28/2006	<0.001	
7/6/2007	<0.001	
12/13/2007	<0.001	
6/20/2008	<0.001	
12/7/2008	<0.001	
7/10/2009	<0.001	
12/29/2009	<0.001	
6/22/2010	<0.001	
1/4/2011	<0.001	
7/10/2011	<0.001	
1/21/2012	<0.001	
7/11/2012	<0.001	
1/20/2013	<0.001	
7/19/2013	<0.001	
1/16/2014	<0.001	
7/10/2014	<0.001	
1/16/2015	0.00098 (J)	
6/20/2015	0.0019 (J)	
1/16/2016	0.0008 (J)	
6/16/2016	0.0011 (J)	
1/12/2017	0.0087 (o)	
7/24/2017	0.0027	
1/11/2018	<0.001	
7/12/2018	<0.001	
1/30/2019	0.0027 (J)	
3/27/2019	0.0065 (o)	
9/11/2019	0.0022	
4/1/2020	0.0012	
9/15/2020	<0.001	
3/16/2021	0.0013	
8/18/2021	0.0015	
2/23/2022		0.0011
8/3/2022		0.002

Prediction Limit

Constituent: Vanadium (mg/L) Analysis Run 10/28/2022 4:15 PM View: PL's IntraWell Appendix I
Plant McIntosh Client: Southern Company Data: McIntosh LF4 CCR

	GWC-11	GWC-11
8/25/2004	<0.0025	
9/11/2004	<0.0025	
9/26/2004	<0.0025	
10/13/2004	<0.0025	
7/11/2005	<0.0025	
12/7/2005	<0.0025	
6/22/2006	<0.0025	
11/28/2006	<0.0025	
7/6/2007	<0.0025	
12/13/2007	<0.0025	
6/20/2008	0.0093 (o)	
12/7/2008	<0.0025	
7/10/2009	<0.0025	
12/29/2009	<0.0025	
6/22/2010	0.0025	
1/5/2011	<0.0025	
7/9/2011	<0.0025	
1/21/2012	<0.0025	
7/11/2012	<0.0025	
1/19/2013	<0.0025	
7/19/2013	<0.0025	
1/15/2014	<0.0025	
7/11/2014	0.001 (J)	
1/16/2015	0.00089 (J)	
6/20/2015	0.0017 (J)	
1/14/2016	0.0017 (J)	
6/15/2016	0.0018 (J)	
1/12/2017	0.01 (o)	
7/24/2017	0.0015 (J)	
1/11/2018	<0.0025	
7/12/2018	<0.0025	
1/30/2019	<0.0025	
3/27/2019	0.0016	
9/11/2019	0.0025	
4/2/2020	0.0016	
9/15/2020	0.001	
3/17/2021	0.0015	
8/18/2021	0.0018	
2/23/2022		0.0013
8/2/2022		0.0014

Prediction Limit

Constituent: Vanadium (mg/L) Analysis Run 10/28/2022 4:15 PM View: PL's IntraWell Appendix I
Plant McIntosh Client: Southern Company Data: McIntosh LF4 CCR

	GWC-12	GWC-12
8/25/2004	<0.001	
9/11/2004	<0.001	
9/26/2004	<0.001	
10/13/2004	<0.001	
7/11/2005	<0.001	
12/7/2005	<0.001	
6/22/2006	<0.001	
11/28/2006	<0.001	
7/6/2007	<0.001	
12/13/2007	<0.001	
6/20/2008	<0.001	
12/7/2008	<0.001	
7/10/2009	<0.001	
12/28/2009	<0.001	
6/22/2010	<0.001	
1/4/2011	<0.001	
7/9/2011	<0.001	
1/20/2012	<0.001	
7/11/2012	<0.001	
1/19/2013	<0.001	
7/18/2013	<0.001	
1/15/2014	<0.001	
7/11/2014	<0.001	
1/15/2015	<0.001	
6/19/2015	<0.001	
1/16/2016	<0.001	
6/15/2016	0.0004 (J)	
1/12/2017	0.0075 (o)	
7/20/2017	0.0015 (J)	
1/11/2018	<0.001	
7/12/2018	<0.001	
1/30/2019	<0.001	
3/27/2019	0.0078 (o)	
9/11/2019	0.0011	
4/1/2020	<0.001	
9/16/2020	<0.001	
3/16/2021	<0.001	
8/18/2021	<0.001	
2/23/2022		<0.001
8/3/2022		0.0016

Prediction Limit

Constituent: Vanadium (mg/L) Analysis Run 10/28/2022 4:15 PM View: PL's IntraWell Appendix I
Plant McIntosh Client: Southern Company Data: McIntosh LF4 CCR

	GWC-17	GWC-17
12/8/2015	<0.001	
12/14/2015	<0.001	
12/28/2015	<0.001	
1/13/2016	<0.001	
1/26/2016	<0.001	
6/15/2016	0.00047 (J)	
1/11/2017	<0.001	
7/19/2017	<0.001	
1/11/2018	<0.001	
7/11/2018	<0.001	
1/29/2019	<0.001	
3/27/2019	0.004	
9/11/2019	0.0018	
4/1/2020	<0.001	
9/15/2020	<0.001	
3/16/2021	<0.001	
8/19/2021	0.0013	
2/22/2022		<0.001
8/2/2022		<0.001

Prediction Limit

Constituent: Vanadium (mg/L) Analysis Run 10/28/2022 4:15 PM View: PL's IntraWell Appendix I
Plant McIntosh Client: Southern Company Data: McIntosh LF4 CCR

	GWC-18	GWC-18
12/8/2015	0.0023 (J)	
12/14/2015	0.0028 (J)	
12/28/2015	0.0024 (J)	
1/14/2016	0.0022 (J)	
1/26/2016	0.0022 (J)	
6/16/2016	0.0041 (J)	
1/11/2017	0.003	
7/25/2017	0.0055	
1/12/2018	0.0022 (J)	
7/11/2018	0.0016 (J)	
1/30/2019	0.0042 (J)	
3/27/2019	0.0074	
9/11/2019	0.0037	
4/1/2020	0.0024	
9/15/2020	0.0022	
3/17/2021	0.0026	
8/19/2021	0.003	
2/23/2022		0.0025
8/2/2022		0.0028

Prediction Limit

Constituent: Vanadium (mg/L) Analysis Run 10/28/2022 4:15 PM View: PL's IntraWell Appendix I
Plant McIntosh Client: Southern Company Data: McIntosh LF4 CCR

	GWC-19	GWC-19
12/8/2015	0.0023 (J)	
12/15/2015	0.0016 (J)	
12/28/2015	0.0013 (J)	
1/14/2016	0.0014 (J)	
1/26/2016	0.0013 (J)	
6/16/2016	0.00092 (J)	
1/16/2017	0.0067	
7/25/2017	0.0035	
1/12/2018	<0.001	
7/11/2018	<0.001	
1/29/2019	<0.001	
3/27/2019	<0.001	
9/11/2019	0.0023	
4/1/2020	<0.001	
9/16/2020	<0.001	
3/16/2021	<0.001	
8/19/2021	0.0015	
2/23/2022		0.00088 (J)
8/3/2022		0.0022

Prediction Limit

Constituent: Vanadium (mg/L) Analysis Run 10/28/2022 4:15 PM View: PL's IntraWell Appendix I
Plant McIntosh Client: Southern Company Data: McIntosh LF4 CCR

	GWC-20	GWC-20
12/9/2015	<0.001	
12/14/2015	<0.001	
12/29/2015	<0.001	
1/14/2016	<0.001	
1/25/2016	<0.001	
6/16/2016	0.00054 (J)	
1/13/2017	0.0074	
7/25/2017	0.0034	
1/12/2018	<0.001	
7/11/2018	<0.001	
1/29/2019	<0.001	
3/27/2019	0.0031	
9/11/2019	0.0018	
4/1/2020	<0.001	
9/15/2020	<0.001	
3/16/2021	<0.001	
8/19/2021	<0.001	
2/22/2022		<0.001
8/3/2022		0.0017

Prediction Limit

Constituent: Vanadium (mg/L) Analysis Run 10/28/2022 4:15 PM View: PL's IntraWell Appendix I
Plant McIntosh Client: Southern Company Data: McIntosh LF4 CCR

	GWC-21	GWC-21
12/9/2015	<0.001	
12/14/2015	<0.001	
12/29/2015	<0.001	
1/14/2016	<0.001	
1/25/2016	<0.001	
6/16/2016	0.00048 (J)	
1/12/2017	0.0058	
7/25/2017	0.0029	
1/11/2018	<0.001	
7/11/2018	<0.001	
1/30/2019	<0.001	
3/27/2019	0.0049	
9/11/2019	0.0015	
4/1/2020	<0.001	
9/15/2020	<0.001	
3/17/2021	<0.001	
8/19/2021	0.001	
2/23/2022		<0.001
8/4/2022		0.0019

Prediction Limit

Constituent: Vanadium (mg/L) Analysis Run 10/28/2022 4:15 PM View: PL's IntraWell Appendix I
Plant McIntosh Client: Southern Company Data: McIntosh LF4 CCR

	GWC-23	GWC-23
6/16/2016	0.00063 (J)	
1/17/2017	0.0026	
7/25/2017	0.003	
1/12/2018	<0.001	
7/12/2018	<0.001	
1/30/2019	<0.001	
3/27/2019	0.0055	
9/11/2019	0.0015	
4/1/2020	<0.001	
9/15/2020	<0.001	
3/17/2021	<0.001	
8/19/2021	0.0011	
2/23/2022		<0.001
8/4/2022		0.00095 (J)

Prediction Limit

Constituent: Vanadium (mg/L) Analysis Run 10/28/2022 4:15 PM View: PL's IntraWell Appendix I
Plant McIntosh Client: Southern Company Data: McIntosh LF4 CCR

	GWC-9	GWC-9
8/25/2004	<0.001	
9/11/2004	<0.001	
9/26/2004	<0.001	
10/13/2004	<0.001	
7/11/2005	<0.001	
12/7/2005	<0.001	
6/22/2006	<0.001	
11/28/2006	<0.001	
7/6/2007	<0.001	
12/13/2007	<0.001	
6/20/2008	0.0037	
12/7/2008	<0.001	
7/9/2009	<0.001	
12/29/2009	<0.001	
6/22/2010	<0.001	
1/5/2011	<0.001	
7/9/2011	<0.001	
1/21/2012	<0.001	
7/11/2012	<0.001	
1/19/2013	<0.001	
7/18/2013	<0.001	
1/15/2014	<0.001	
7/10/2014	<0.001	
1/16/2015	<0.001	
6/20/2015	<0.001	
1/14/2016	<0.001	
6/15/2016	0.00019 (J)	
1/13/2017	0.0091 (o)	
7/24/2017	0.0027	
1/12/2018	<0.001	
7/12/2018	<0.001	
1/30/2019	<0.001	
3/27/2019	0.006	
9/11/2019	0.0015	
4/1/2020	<0.001	
9/16/2020	<0.001	
3/17/2021	<0.001	
8/19/2021	<0.001	
2/23/2022		<0.001
8/3/2022		0.0016

Prediction Limit

Constituent: Zinc (mg/L) Analysis Run 10/28/2022 4:15 PM View: PL's IntraWell Appendix I
Plant McIntosh Client: Southern Company Data: McIntosh LF4 CCR

	GWA-13	GWA-13
12/7/2015	0.0034	
12/15/2015	0.003	
12/29/2015	0.0028	
1/13/2016	0.0025	
1/25/2016	0.0022 (J)	
6/14/2016	0.0042 (J)	
1/12/2017	<0.005	
7/18/2017	<0.005	
1/10/2018	<0.005	
7/11/2018	<0.005	
1/29/2019	<0.005	
3/26/2019	<0.005	
9/10/2019	0.0061	
3/31/2020	<0.005	
9/15/2020	0.0037 (J)	
3/16/2021	<0.005	
8/18/2021	<0.005	
2/22/2022		<0.005
8/2/2022		<0.005

Prediction Limit

Constituent: Zinc (mg/L) Analysis Run 10/28/2022 4:15 PM View: PL's IntraWell Appendix I
Plant McIntosh Client: Southern Company Data: McIntosh LF4 CCR

	GWA-14	GWA-14
12/7/2015	0.0044	
12/15/2015	0.0031	
12/29/2015	0.0028	
1/13/2016	0.0028	
1/25/2016	0.0034	
6/14/2016	0.0036 (J)	
1/11/2017	0.013 (J)	
7/19/2017	<0.005	
1/11/2018	<0.005	
7/11/2018	<0.005	
1/29/2019	0.0048 (J)	
3/26/2019	<0.005	
9/10/2019	0.0069	
4/1/2020	<0.005	
9/15/2020	0.024	
3/16/2021	0.007	
8/17/2021	<0.005	
2/22/2022		0.0054
8/2/2022		0.0042 (J)

Prediction Limit

Constituent: Zinc (mg/L) Analysis Run 10/28/2022 4:15 PM View: PL's IntraWell Appendix I
Plant McIntosh Client: Southern Company Data: McIntosh LF4 CCR

	GWA-15	GWA-15
12/7/2015	0.0052	
12/15/2015	0.0046	
12/28/2015	0.0042	
1/13/2016	0.0038	
1/25/2016	0.0036	
6/15/2016	0.0028 (J)	
1/11/2017	0.014 (J)	
7/19/2017	<0.005	
1/11/2018	<0.005	
7/11/2018	<0.005	
1/29/2019	0.0059 (J)	
3/26/2019	<0.005	
9/11/2019	0.0062	
4/1/2020	<0.005	
9/15/2020	0.0033 (J)	
3/17/2021	0.0063	
8/19/2021	<0.005	
2/22/2022		0.0057
8/2/2022		0.0039 (J)

Prediction Limit

Constituent: Zinc (mg/L) Analysis Run 10/28/2022 4:15 PM View: PL's IntraWell Appendix I
Plant McIntosh Client: Southern Company Data: McIntosh LF4 CCR

	GWA-16	GWA-16
12/7/2015	0.0048	
12/14/2015	0.0038	
12/28/2015	0.0042	
1/13/2016	0.0036	
1/25/2016	0.0033	
6/15/2016	0.0032 (J)	
1/11/2017	<0.005	
7/19/2017	<0.005	
1/11/2018	<0.005	
7/11/2018	<0.005	
1/29/2019	0.0024 (J)	
3/26/2019	<0.005	
9/10/2019	0.006	
4/1/2020	<0.005	
9/15/2020	0.0033 (J)	
3/16/2021	0.005	
8/17/2021	<0.005	
2/22/2022		0.0076
8/2/2022		0.0032 (J)

Prediction Limit

Constituent: Zinc (mg/L) Analysis Run 10/28/2022 4:15 PM View: PL's IntraWell Appendix I
Plant McIntosh Client: Southern Company Data: McIntosh LF4 CCR

	GWA-2	GWA-2
8/25/2004	0.014	
9/11/2004	<0.02	
9/26/2004	<0.02	
10/13/2004	<0.02	
7/11/2005	<0.02	
12/7/2005	<0.02	
6/22/2006	0.0041	
11/28/2006	0.0033	
7/6/2007	0.0036	
12/13/2007	<0.02	
6/20/2008	0.0045	
12/7/2008	0.0031	
7/9/2009	0.004	
12/28/2009	0.0027	
6/22/2010	0.0028	
1/4/2011	0.0027	
7/9/2011	0.0051	
1/21/2012	0.004	
7/11/2012	0.0075	
1/20/2013	0.0034	
7/19/2013	<0.02	
1/15/2014	0.0049	
7/11/2014	0.0038	
1/16/2015	0.0032	
6/20/2015	0.0042	
1/16/2016	0.0042	
6/14/2016	0.0043 (J)	
1/10/2017	0.0084 (J)	
7/17/2017	<0.02	
1/10/2018	<0.02	
7/11/2018	<0.02	
1/29/2019	0.0064 (J)	
3/27/2019	<0.02	
9/11/2019	0.0089	
4/1/2020	0.0066	
9/15/2020	0.0049 (J)	
3/16/2021	0.0045 (J)	
8/17/2021	0.004 (J)	
2/22/2022		0.0055
8/2/2022		0.0074

Prediction Limit

Constituent: Zinc (mg/L) Analysis Run 10/28/2022 4:15 PM View: PL's IntraWell Appendix I
Plant McIntosh Client: Southern Company Data: McIntosh LF4 CCR

	GWA-3	GWA-3
8/25/2004	<0.005	
9/11/2004	<0.005	
9/26/2004	<0.005	
10/13/2004	<0.005	
7/11/2005	<0.005	
12/7/2005	<0.005	
6/22/2006	0.0042	
11/28/2006	0.0048	
7/6/2007	0.045	
12/13/2007	0.005	
6/20/2008	0.012	
12/7/2008	0.042	
7/9/2009	0.0038	
12/28/2009	<0.005	
6/22/2010	<0.005	
1/5/2011	0.057 (O)	
7/9/2011	0.0085	
1/20/2012	0.0057	
7/11/2012	<0.005	
1/19/2013	<0.005	
7/18/2013	0.0028	
1/15/2014	0.0047	
7/11/2014	0.0025	
1/15/2015	0.002 (J)	
6/19/2015	0.0019 (J)	
1/16/2016	0.0033	
6/14/2016	0.0028 (J)	
1/10/2017	0.0079 (J)	
7/18/2017	<0.005	
1/10/2018	<0.005	
7/11/2018	<0.005	
1/29/2019	<0.005	
3/27/2019	<0.005	
9/11/2019	0.012	
4/1/2020	<0.005	
9/15/2020	<0.005	
3/16/2021	0.0035 (J)	
8/17/2021	<0.005	
2/22/2022		<0.005
8/2/2022		0.033

Prediction Limit

Constituent: Zinc (mg/L) Analysis Run 10/28/2022 4:15 PM View: PL's IntraWell Appendix I
Plant McIntosh Client: Southern Company Data: McIntosh LF4 CCR

	GWA-4A	GWA-4A
8/25/2004	<0.005	
9/11/2004	<0.005	
9/26/2004	<0.005	
10/13/2004	<0.005	
7/11/2005	<0.005	
12/7/2005	0.06 (O)	
6/22/2006	0.0061	
11/28/2006	0.0064	
7/6/2007	0.011	
12/13/2007	0.0061	
6/20/2008	0.009	
12/7/2008	0.0071	
7/9/2009	0.0059	
12/30/2009	0.0038	
6/22/2010	0.0044	
1/4/2011	0.0038	
7/10/2011	0.005	
1/21/2012	0.0074	
7/11/2012	0.0047	
1/20/2013	<0.005	
7/19/2013	0.0032	
1/16/2014	0.019	
7/10/2014	0.0038	
1/16/2015	0.0045	
6/20/2015	0.0023 (J)	
1/14/2016	0.0024 (J)	
6/14/2016	0.0053 (J)	
1/10/2017	<0.005	
7/18/2017	<0.005	
1/10/2018	<0.005	
7/11/2018	0.0098 (J)	
1/29/2019	0.0064 (J)	
3/26/2019	0.01	
9/10/2019	0.012	
3/31/2020	0.013	
9/16/2020	0.011	
3/17/2021	0.0039 (J)	
8/19/2021	0.004 (J)	
2/23/2022		<0.005
8/3/2022		0.012

Prediction Limit

Constituent: Zinc (mg/L) Analysis Run 10/28/2022 4:15 PM View: PL's IntraWell Appendix I
Plant McIntosh Client: Southern Company Data: McIntosh LF4 CCR

	GWA-5	GWA-5
8/25/2004	0.017	
9/11/2004	<0.005	
9/26/2004	<0.005	
10/13/2004	<0.005	
7/11/2005	<0.005	
12/7/2005	<0.005	
6/22/2006	0.0033	
11/28/2006	0.0034	
7/6/2007	0.0037	
12/13/2007	<0.005	
6/20/2008	0.0042	
12/7/2008	0.0049	
7/9/2009	0.0032	
12/29/2009	0.0031	
6/22/2010	<0.005	
1/4/2011	0.0029	
7/9/2011	0.0038	
1/21/2012	0.0057	
7/11/2012	0.0032	
1/19/2013	0.0032	
7/18/2013	0.0027	
1/15/2014	0.0059	
7/10/2014	0.0064	
1/15/2015	0.0024 (J)	
6/19/2015	0.0057	
1/14/2016	0.0022 (J)	
6/14/2016	0.0028 (J)	
1/11/2017	0.013 (J)	
7/18/2017	<0.005	
1/10/2018	<0.005	
7/11/2018	<0.005	
1/29/2019	0.0027 (J)	
3/26/2019	<0.005	
9/10/2019	0.022	
3/31/2020	<0.005	
9/15/2020	0.0049 (J)	
3/17/2021	0.0041 (J)	
8/19/2021	<0.005	
2/22/2022		<0.005
8/2/2022		0.0051

Prediction Limit

Constituent: Zinc (mg/L) Analysis Run 10/28/2022 4:15 PM View: PL's IntraWell Appendix I
Plant McIntosh Client: Southern Company Data: McIntosh LF4 CCR

	GWC-1	GWC-1
8/25/2004	0.012	
9/11/2004	<0.005	
9/26/2004	<0.005	
7/11/2005	<0.005	
12/7/2005	0.015	
6/22/2006	0.0044	
11/28/2006	0.0034	
7/6/2007	0.0029	
12/13/2007	<0.005	
6/20/2008	0.0035	
12/7/2008	0.0036	
7/9/2009	0.0032	
12/28/2009	0.0032	
6/22/2010	0.0032	
1/4/2011	<0.005	
7/9/2011	0.0076	
1/21/2012	0.0034	
7/11/2012	0.0028	
1/20/2013	0.0032	
7/19/2013	0.0028	
1/15/2014	0.0047	
7/11/2014	0.0041	
1/16/2015	0.0035	
6/20/2015	0.0043	
1/16/2016	0.002 (J)	
6/15/2016	0.0027 (J)	
1/12/2017	<0.005	
7/19/2017	<0.005	
1/11/2018	<0.005	
7/12/2018	<0.005	
1/30/2019	0.0031 (J)	
3/27/2019	<0.005	
9/11/2019	0.0088	
4/1/2020	0.0046 (J)	
9/15/2020	0.0049 (J)	
3/16/2021	0.0047 (J)	
8/18/2021	0.0035 (J)	
2/23/2022		<0.005
8/3/2022		0.0073

Prediction Limit

Constituent: Zinc (mg/L) Analysis Run 10/28/2022 4:15 PM View: PL's IntraWell Appendix I
Plant McIntosh Client: Southern Company Data: McIntosh LF4 CCR

	GWC-10	GWC-10
8/25/2004	<0.005	
9/11/2004	0.01	
9/26/2004	<0.005	
10/13/2004	<0.005	
7/11/2005	<0.005	
12/7/2005	<0.005	
6/22/2006	0.0034	
11/28/2006	0.019	
7/6/2007	<0.005	
12/13/2007	<0.005	
6/20/2008	0.0039	
12/7/2008	<0.005	
7/10/2009	<0.005	
12/29/2009	<0.005	
6/22/2010	<0.005	
1/4/2011	<0.005	
7/10/2011	0.0026	
1/21/2012	<0.005	
7/11/2012	<0.005	
1/20/2013	<0.005	
7/19/2013	<0.005	
1/16/2014	0.0031	
7/10/2014	0.0012 (J)	
1/16/2015	0.0017 (J)	
6/20/2015	0.0036	
1/16/2016	<0.005	
6/16/2016	<0.005	
1/12/2017	<0.005	
7/24/2017	<0.005	
1/11/2018	<0.005	
7/12/2018	<0.005	
1/30/2019	<0.005	
3/27/2019	<0.005	
9/11/2019	0.0058	
4/1/2020	<0.005	
9/15/2020	0.0043 (J)	
3/16/2021	<0.005	
8/18/2021	<0.005	
2/23/2022		<0.005
8/3/2022		0.0046 (J)

Prediction Limit

Constituent: Zinc (mg/L) Analysis Run 10/28/2022 4:15 PM View: PL's IntraWell Appendix I
Plant McIntosh Client: Southern Company Data: McIntosh LF4 CCR

	GWC-11	GWC-11
8/25/2004	<0.005	
9/11/2004	<0.005	
9/26/2004	<0.005	
10/13/2004	<0.005	
7/11/2005	<0.005	
12/7/2005	<0.005	
6/22/2006	0.0025	
11/28/2006	0.0026	
7/6/2007	0.0025	
12/13/2007	<0.005	
6/20/2008	0.0089	
12/7/2008	0.041 (Q)	
7/10/2009	<0.005	
12/29/2009	<0.005	
6/22/2010	<0.005	
1/5/2011	<0.005	
7/9/2011	<0.005	
1/21/2012	0.005	
7/11/2012	0.0025	
1/19/2013	<0.005	
7/19/2013	<0.005	
1/15/2014	0.0034	
7/11/2014	0.0019 (J)	
1/16/2015	<0.005	
6/20/2015	<0.005	
1/14/2016	0.0022 (J)	
6/15/2016	0.0028 (J)	
1/12/2017	<0.005	
7/24/2017	<0.005	
1/11/2018	<0.005	
7/12/2018	<0.005	
1/30/2019	<0.005	
3/27/2019	<0.005	
9/11/2019	0.005	
4/2/2020	0.0049 (J)	
9/15/2020	<0.005	
3/17/2021	0.0032 (J)	
8/18/2021	<0.005	
2/23/2022		<0.005
8/2/2022		0.0052

Prediction Limit

Constituent: Zinc (mg/L) Analysis Run 10/28/2022 4:15 PM View: PL's Intrawell Appendix I
Plant McIntosh Client: Southern Company Data: McIntosh LF4 CCR

	GWC-12	GWC-12
8/25/2004	<0.005	
9/11/2004	0.01	
9/26/2004	<0.005	
10/13/2004	<0.005	
7/11/2005	<0.005	
12/7/2005	<0.005	
6/22/2006	0.0038	
11/28/2006	0.007	
7/6/2007	0.0025	
12/13/2007	0.0032	
6/20/2008	0.0044	
12/7/2008	0.0042	
7/10/2009	0.0025	
12/28/2009	0.0027	
6/22/2010	<0.005	
1/4/2011	0.0033	
7/9/2011	0.0043	
1/20/2012	0.0038	
7/11/2012	0.0035	
1/19/2013	0.0028	
7/18/2013	0.0028	
1/15/2014	0.0053	
7/11/2014	0.0034	
1/15/2015	0.003	
6/19/2015	0.0035	
1/16/2016	0.0023 (J)	
6/15/2016	0.0031 (J)	
1/12/2017	<0.005	
7/20/2017	<0.005	
1/11/2018	<0.005	
7/12/2018	<0.005	
1/30/2019	<0.005	
3/27/2019	<0.005	
9/11/2019	0.0066	
4/1/2020	<0.005	
9/16/2020	0.0033 (J)	
3/16/2021	<0.005	
8/18/2021	0.0081	
2/23/2022		<0.005
8/3/2022		0.0071

Prediction Limit

Constituent: Zinc (mg/L) Analysis Run 10/28/2022 4:15 PM View: PL's IntraWell Appendix I
Plant McIntosh Client: Southern Company Data: McIntosh LF4 CCR

	GWC-17	GWC-17
12/8/2015	0.0058	
12/14/2015	0.006	
12/28/2015	0.0058	
1/13/2016	0.0056	
1/26/2016	0.0046	
6/15/2016	0.0053 (J)	
1/11/2017	0.018 (J)	
7/19/2017	<0.02	
1/11/2018	<0.02	
7/11/2018	<0.02	
1/29/2019	0.0059 (J)	
3/27/2019	<0.02	
9/11/2019	0.013	
4/1/2020	0.005	
9/15/2020	0.0052	
3/16/2021	0.006	
8/19/2021	0.013	
2/22/2022		0.0046 (J)
8/2/2022		0.0074

Prediction Limit

Constituent: Zinc (mg/L) Analysis Run 10/28/2022 4:15 PM View: PL's IntraWell Appendix I
Plant McIntosh Client: Southern Company Data: McIntosh LF4 CCR

	GWC-18	GWC-18
12/8/2015	0.0017 (J)	
12/14/2015	0.0028	
12/28/2015	0.0024 (J)	
1/14/2016	0.0036	
1/26/2016	0.0036	
6/16/2016	0.0052 (J)	
1/11/2017	0.025	
7/25/2017	<0.005	
1/12/2018	<0.005	
7/11/2018	<0.005	
1/30/2019	0.5 (o)	
3/27/2019	<0.005	
9/11/2019	0.0058	
4/1/2020	<0.005	
9/15/2020	0.0032 (J)	
3/17/2021	0.0032 (J)	
8/19/2021	0.015	
2/23/2022		<0.005
8/2/2022		0.0058

Prediction Limit

Constituent: Zinc (mg/L) Analysis Run 10/28/2022 4:15 PM View: PL's IntraWell Appendix I
Plant McIntosh Client: Southern Company Data: McIntosh LF4 CCR

	GWC-19	GWC-19
12/8/2015	0.0035	
12/15/2015	0.0028	
12/28/2015	0.0023 (J)	
1/14/2016	0.012	
1/26/2016	0.0034	
6/16/2016	0.0026 (J)	
1/16/2017	<0.005	
7/25/2017	<0.005	
1/12/2018	<0.005	
7/11/2018	<0.005	
1/29/2019	0.0051 (J)	
3/27/2019	<0.005	
9/11/2019	0.0046 (J)	
4/1/2020	<0.005	
9/16/2020	0.004 (J)	
3/16/2021	<0.005	
8/19/2021	0.017	
2/23/2022		<0.005
8/3/2022		0.0057

Prediction Limit

Constituent: Zinc (mg/L) Analysis Run 10/28/2022 4:15 PM View: PL's IntraWell Appendix I
Plant McIntosh Client: Southern Company Data: McIntosh LF4 CCR

	GWC-20	GWC-20
12/9/2015	0.0035	
12/14/2015	0.0056	
12/29/2015	0.0084	
1/14/2016	0.0048	
1/25/2016	0.0069	
6/16/2016	0.0048 (J)	
1/13/2017	<0.005	
7/25/2017	<0.005	
1/12/2018	<0.005	
7/11/2018	<0.005	
1/29/2019	<0.005	
3/27/2019	<0.005	
9/11/2019	0.0073	
4/1/2020	<0.005	
9/15/2020	0.0044 (J)	
3/16/2021	<0.005	
8/19/2021	<0.005	
2/22/2022		0.0034 (J)
8/3/2022		0.0042 (J)

Prediction Limit

Constituent: Zinc (mg/L) Analysis Run 10/28/2022 4:15 PM View: PL's IntraWell Appendix I
Plant McIntosh Client: Southern Company Data: McIntosh LF4 CCR

	GWC-21	GWC-21
12/9/2015	0.0016 (J)	
12/14/2015	0.0015 (J)	
12/29/2015	<0.005	
1/14/2016	0.0052	
1/25/2016	0.0017 (J)	
6/16/2016	0.0097 (J)	
1/12/2017	<0.005	
7/25/2017	<0.005	
1/11/2018	<0.005	
7/11/2018	<0.005	
1/30/2019	0.0025 (J)	
3/27/2019	<0.005	
9/11/2019	0.0063	
4/1/2020	0.0032 (J)	
9/15/2020	<0.005	
3/17/2021	<0.005	
8/19/2021	<0.005	
2/23/2022		0.004 (J)
8/4/2022		0.016

Prediction Limit

Constituent: Zinc (mg/L) Analysis Run 10/28/2022 4:15 PM View: PL's IntraWell Appendix I
Plant McIntosh Client: Southern Company Data: McIntosh LF4 CCR

	GWC-23	GWC-23
6/16/2016	0.0098 (J)	
1/17/2017	<0.02	
7/25/2017	0.0069 (J)	
1/12/2018	<0.02	
7/12/2018	<0.02	
1/30/2019	0.0049 (J)	
3/27/2019	<0.02	
9/11/2019	0.0086	
4/1/2020	0.0033 (J)	
9/15/2020	0.004 (J)	
3/17/2021	0.0033 (J)	
8/19/2021	0.0081	
2/23/2022		0.017
8/4/2022		0.016

Prediction Limit

Constituent: Zinc (mg/L) Analysis Run 10/28/2022 4:15 PM View: PL's IntraWell Appendix I
Plant McIntosh Client: Southern Company Data: McIntosh LF4 CCR

	GWC-9	GWC-9
8/25/2004	<0.005	
9/11/2004	<0.005	
9/26/2004	<0.005	
10/13/2004	<0.005	
7/11/2005	<0.005	
12/7/2005	<0.005	
6/22/2006	<0.005	
11/28/2006	0.0034	
7/6/2007	0.0049	
12/13/2007	<0.005	
6/20/2008	0.006	
12/7/2008	0.0043	
7/9/2009	<0.005	
12/29/2009	0.0061	
6/22/2010	<0.005	
1/5/2011	<0.005	
7/9/2011	0.0077	
1/21/2012	0.0032	
7/11/2012	<0.005	
1/19/2013	<0.005	
7/18/2013	<0.005	
1/15/2014	0.0036	
7/10/2014	0.0024 (J)	
1/16/2015	0.0055	
6/20/2015	<0.005	
1/14/2016	<0.005	
6/15/2016	0.0037 (J)	
1/13/2017	<0.005	
7/24/2017	<0.005	
1/12/2018	<0.005	
7/12/2018	<0.005	
1/30/2019	0.051	
3/27/2019	<0.005	
9/11/2019	0.0058	
4/1/2020	<0.005	
9/16/2020	0.0035 (J)	
3/17/2021	<0.005	
8/19/2021	<0.005	
2/23/2022		<0.005
8/3/2022		0.005

FIGURE E.

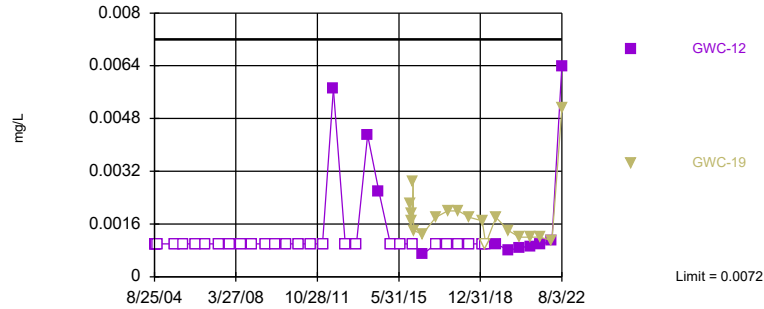
Interwell Prediction Limit (Two-Step - Appendix I) - All Results (No Significant)

Plant McIntosh Client: Southern Company Data: McIntosh LF4 CCR Printed 10/31/2022, 12:18 PM

<u>Constituent</u>	<u>Well</u>	<u>Upper Lim.</u>	<u>Lower Lim.</u>	<u>Date</u>	<u>Observ.</u>	<u>Sig.</u>	<u>Bq N</u>	<u>%NDs</u>	<u>ND Adj.</u>	<u>Transform</u>	<u>Alpha</u>	<u>Method</u>
Nickel (mg/L)	GWC-12	0.0072	n/a	8/3/2022	0.0064	No	272	67.28	n/a	n/a	0.00004916	NP (NDs) 1 of 2
Nickel (mg/L)	GWC-19	0.0072	n/a	8/3/2022	0.0051	No	272	67.28	n/a	n/a	0.00004916	NP (NDs) 1 of 2
Vanadium (mg/L)	GWC-12	0.0074	n/a	8/3/2022	0.0016	No	273	77.66	n/a	n/a	0.00004916	NP (NDs) 1 of 2
Zinc (mg/L)	GWC-21	0.045	n/a	8/4/2022	0.016	No	271	34.69	n/a	n/a	0.00004916	NP (normality) 1 of 2
Zinc (mg/L)	GWC-23	0.045	n/a	8/4/2022	0.016	No	271	34.69	n/a	n/a	0.00004916	NP (normality) 1 of 2

Within Limit

Prediction Limit
Interwell Non-parametric

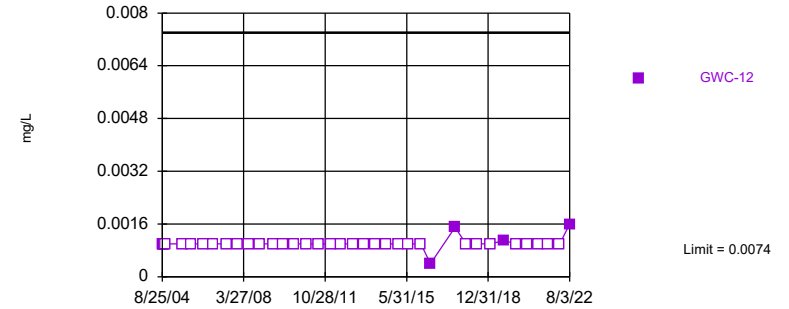


Non-parametric test used in lieu of parametric prediction limit because censored data exceeded 50%. Limit is highest of 272 background values. 67.28% NDs. Annual per-constituent alpha = 0.0008845. Individual comparison alpha = 0.00004916 (1 of 2). Comparing 2 points to limit. Assumes 7 future values.

Constituent: Nickel Analysis Run 10/28/2022 4:21 PM View: PLs Inter Two-Step - App I
Plant McIntosh Client: Southern Company Data: McIntosh LF4 CCR

Within Limit

Prediction Limit
Interwell Non-parametric

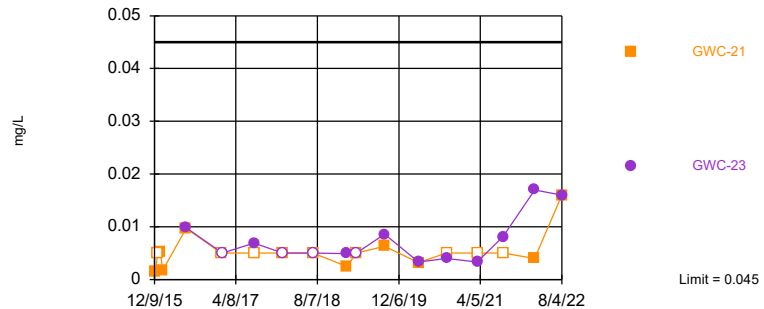


Non-parametric test used in lieu of parametric prediction limit because censored data exceeded 50%. Limit is highest of 273 background values. 77.66% NDs. Annual per-constituent alpha = 0.0008845. Individual comparison alpha = 0.00004916 (1 of 2). Assumes 8 future values.

Constituent: Vanadium Analysis Run 10/28/2022 4:21 PM View: PLs Inter Two-Step - App I
Plant McIntosh Client: Southern Company Data: McIntosh LF4 CCR

Within Limit

Prediction Limit
Interwell Non-parametric



Non-parametric test used in lieu of parametric prediction limit because the Chi Squared normality test showed the data to be non-normal at the 0.01 alpha level. Limit is highest of 271 background values. 34.69% NDs. Annual per-constituent alpha = 0.0008845. Individual comparison alpha = 0.00004916 (1 of 2). Comparing 2 points to limit. Assumes 7 future values.

Constituent: Zinc Analysis Run 10/28/2022 4:21 PM View: PLs Inter Two-Step - App I
Plant McIntosh Client: Southern Company Data: McIntosh LF4 CCR

Prediction Limit

Constituent: Nickel (mg/L) Analysis Run 10/28/2022 4:22 PM View: PLs Inter Two-Step - App I

Plant McIntosh Client: Southern Company Data: McIntosh LF4 CCR

	GWA-2 (bg)	GWA-3 (bg)	GWA-5 (bg)	GWC-12	GWA-4A (bg)	GWA-13 (bg)	GWA-15 (bg)	GWA-14 (bg)	GWA-16 (bg)
8/25/2004	<0.001	<0.001	<0.001	<0.001	<0.001				
9/11/2004	<0.001	0.03 (O)	<0.001	<0.001	<0.001				
9/26/2004	<0.001	<0.001	<0.001	<0.001	<0.001				
10/13/2004	<0.001	<0.001	<0.001	<0.001	<0.001				
7/11/2005	<0.001	<0.001	<0.001	<0.001	<0.001				
12/7/2005	<0.001	<0.001	<0.001	<0.001	<0.001				
6/22/2006	<0.001	<0.001	<0.001	<0.001	<0.001				
11/28/2006	<0.001	<0.001	<0.001	<0.001	<0.001				
7/6/2007	<0.001	<0.001	<0.001	<0.001	<0.001				
12/13/2007	<0.001	<0.001	<0.001	<0.001	<0.001				
6/20/2008	<0.001	<0.001	<0.001	<0.001	<0.001				
12/7/2008	<0.001	<0.001	<0.001	<0.001	<0.001				
7/9/2009	0.0043	<0.001	<0.001		<0.001				
7/10/2009				<0.001					
12/28/2009	<0.001	<0.001		<0.001					
12/29/2009			<0.001						
12/30/2009					0.0048				
6/22/2010	<0.001	<0.001	<0.001	<0.001	<0.001				
1/4/2011	<0.001		<0.001	<0.001	<0.001				
1/5/2011		0.025 (O)							
7/9/2011	<0.001	<0.001	<0.001	<0.001					
7/10/2011					<0.001				
1/20/2012		<0.001		<0.001					
1/21/2012	<0.001		<0.001		0.0026				
7/11/2012	<0.001	<0.001	0.0031	0.0057	0.0072				
1/19/2013		<0.001	<0.001	<0.001					
1/20/2013	<0.001				0.0025				
7/18/2013		<0.001	<0.001	<0.001					
7/19/2013	<0.001				<0.001				
1/15/2014	0.0016 (J)	<0.001	<0.001	0.0043					
1/16/2014					0.0031				
7/10/2014			<0.001		<0.001				
7/11/2014	<0.001	<0.001		0.0026					
1/15/2015		<0.001	<0.001	<0.001					
1/16/2015	<0.001				0.0024 (J)				
6/19/2015		<0.001	<0.001	<0.001					
6/20/2015	<0.001				<0.001				
12/7/2015						<0.001	<0.001	<0.001	<0.001
12/8/2015									
12/14/2015									<0.001
12/15/2015						<0.001	<0.001	<0.001	
12/28/2015							<0.001		<0.001
12/29/2015						<0.001		<0.001	
1/13/2016						<0.001	<0.001	<0.001	<0.001
1/14/2016			<0.001		<0.001				
1/16/2016	<0.001	<0.001		<0.001					
1/25/2016						<0.001	<0.001	<0.001	<0.001
1/26/2016									
6/14/2016	0.0006 (J)	<0.001	0.00054 (J)		0.0013 (J)	<0.001		0.00052 (J)	
6/15/2016				0.00068 (J)		<0.001			<0.001
6/16/2016									
1/10/2017	<0.001	<0.001			<0.001				

Prediction Limit

Constituent: Nickel (mg/L) Analysis Run 10/28/2022 4:22 PM View: PLs Inter Two-Step - App I
 Plant McIntosh Client: Southern Company Data: McIntosh LF4 CCR

	GWA-2 (bg)	GWA-3 (bg)	GWA-5 (bg)	GWC-12	GWA-4A (bg)	GWA-13 (bg)	GWA-15 (bg)	GWA-14 (bg)	GWA-16 (bg)
1/11/2017			<0.001				<0.001	<0.001	<0.001
1/12/2017				<0.001		<0.001			
1/16/2017									
7/17/2017	<0.001								
7/18/2017		<0.001	<0.001		<0.001	<0.001			
7/19/2017							<0.001	<0.001	<0.001
7/20/2017				<0.001					
7/25/2017									
1/10/2018	0.0026	<0.001	<0.001		<0.001	<0.001			
1/11/2018				<0.001			<0.001	<0.001	<0.001
1/12/2018									
7/11/2018	<0.001	<0.001	<0.001		0.003	<0.001	<0.001	<0.001	<0.001
7/12/2018				<0.001					
1/29/2019	0.00063 (J)	0.00034 (J)	<0.001		0.0021 (J)	0.00033 (J)	0.00046 (J)	0.0004 (J)	0.0004 (J)
1/30/2019				<0.001					
3/26/2019			<0.001		0.0021	<0.001	<0.001	<0.001	<0.001
3/27/2019	<0.001	<0.001		<0.001					
9/10/2019			0.00043 (J)		0.002	0.0004 (J)		0.00056 (J)	0.00036 (J)
9/11/2019	0.00091 (J)	0.00045 (J)		0.001			0.00042 (J)		
3/31/2020			<0.001		0.0028	<0.001			
4/1/2020	0.00077 (J)	<0.001		0.0008 (J)			<0.001	0.00043 (J)	<0.001
9/15/2020	0.00094 (J)	0.00038 (J)	0.00056 (J)			0.00037 (J)	0.00047 (J)	0.00075 (J)	0.00045 (J)
9/16/2020				0.00088 (J)	0.00096 (J)				
3/16/2021	0.00072 (J)	<0.001		0.00093 (J)		<0.001		0.00045 (J)	0.00043 (J)
3/17/2021			0.00041 (J)		0.00083 (J)		0.00047 (J)		
8/17/2021	0.00097 (J)	0.00047 (J)						0.00061 (J)	0.00052 (J)
8/18/2021				0.00097 (J)		<0.001			
8/19/2021			0.00043 (J)		0.00065 (J)		<0.001		
2/22/2022	0.00092 (J)	<0.001	<0.001			<0.001	0.00061 (J)	<0.001	<0.001
2/23/2022				0.0011	<0.001				
8/2/2022	0.00086 (J)	0.00054 (J)	<0.001			<0.001	<0.001	<0.001	<0.001
8/3/2022				0.0064	0.00078 (J)				

Prediction Limit

Constituent: Nickel (mg/L) Analysis Run 10/28/2022 4:22 PM View: PLs Inter Two-Step - App I
Plant McIntosh Client: Southern Company Data: McIntosh LF4 CCR

	GWC-18 (bg)	GWC-19	GWC-17 (bg)
8/25/2004			
9/11/2004			
9/26/2004			
10/13/2004			
7/11/2005			
12/7/2005			
6/22/2006			
11/28/2006			
7/6/2007			
12/13/2007			
6/20/2008			
12/7/2008			
7/9/2009			
7/10/2009			
12/28/2009			
12/29/2009			
12/30/2009			
6/22/2010			
1/4/2011			
1/5/2011			
7/9/2011			
7/10/2011			
1/20/2012			
1/21/2012			
7/11/2012			
1/19/2013			
1/20/2013			
7/18/2013			
7/19/2013			
1/15/2014			
1/16/2014			
7/10/2014			
7/11/2014			
1/15/2015			
1/16/2015			
6/19/2015			
6/20/2015			
12/7/2015			
12/8/2015	<0.001	0.0022 (J)	0.0036
12/14/2015	0.0019 (J)		0.0035
12/15/2015		0.0019 (J)	
12/28/2015	0.0018 (J)	0.0017 (J)	0.0032
12/29/2015			
1/13/2016			0.0029
1/14/2016	0.0017 (J)	0.0029	
1/16/2016			
1/25/2016			
1/26/2016	0.0019 (J)	0.0014 (J)	0.0027
6/14/2016			
6/15/2016			0.0018 (J)
6/16/2016	0.0014 (J)	0.0013 (J)	
1/10/2017			

Prediction Limit

Constituent: Nickel (mg/L) Analysis Run 10/28/2022 4:22 PM View: PLs Inter Two-Step - App I
Plant McIntosh Client: Southern Company Data: McIntosh LF4 CCR

	GWC-18 (bg)	GWC-19	GWC-17 (bg)
1/11/2017	<0.001		0.002 (J)
1/12/2017			
1/16/2017		0.0018 (J)	
7/17/2017			
7/18/2017			
7/19/2017			0.002 (J)
7/20/2017			
7/25/2017	<0.001	0.002 (J)	
1/10/2018			
1/11/2018			0.0019 (J)
1/12/2018	<0.001	0.002 (J)	
7/11/2018	<0.001	0.0018 (J)	<0.001
7/12/2018			
1/29/2019		0.0017 (J)	0.0016 (J)
1/30/2019	<0.001		
3/26/2019			
3/27/2019	<0.001	<0.001	0.0018
9/10/2019			
9/11/2019	0.0012	0.0018	0.0018
3/31/2020			
4/1/2020	0.00095	0.0014	0.0016
9/15/2020	0.00092 (J)		0.0016
9/16/2020		0.0012	
3/16/2021		0.0012	0.0015
3/17/2021	0.0011		
8/17/2021			
8/18/2021			
8/19/2021	0.0011	0.0012	0.0017
2/22/2022			0.0017
2/23/2022	0.001	0.0011	
8/2/2022	0.00086 (J)		0.0019
8/3/2022		0.0051	

Prediction Limit

Constituent: Vanadium (mg/L) Analysis Run 10/28/2022 4:22 PM View: PLs Inter Two-Step - App I
 Plant McIntosh Client: Southern Company Data: McIntosh LF4 CCR

	GWA-4A (bg)	GWA-2 (bg)	GWA-5 (bg)	GWA-3 (bg)	GWC-12	GWA-13 (bg)	GWA-15 (bg)	GWA-16 (bg)	GWA-14 (bg)
8/25/2004	<0.001	<0.001	<0.001	<0.001	<0.001				
9/11/2004	<0.001	<0.001	<0.001	<0.001	<0.001				
9/26/2004	<0.001	<0.001	<0.001	<0.001	<0.001				
10/13/2004	<0.001	<0.001	<0.001	<0.001	<0.001				
7/11/2005	<0.001	<0.001	<0.001	<0.001	<0.001				
12/7/2005	<0.001	<0.001	<0.001	<0.001	<0.001				
6/22/2006	<0.001	<0.001	<0.001	<0.001	<0.001				
11/28/2006	<0.001	<0.001	<0.001	<0.001	<0.001				
7/6/2007	<0.001	<0.001	<0.001	0.0031	<0.001				
12/13/2007	<0.001	<0.001	<0.001	<0.001	<0.001				
6/20/2008	0.0033	<0.001	<0.001	0.005	<0.001				
12/7/2008	<0.001	<0.001	<0.001	<0.001	<0.001				
7/9/2009	<0.001	<0.001	<0.001	<0.001					
7/10/2009					<0.001				
12/28/2009		<0.001		<0.001	<0.001				
12/29/2009			<0.001						
12/30/2009	<0.001								
6/22/2010	<0.001	<0.001	<0.001	<0.001	<0.001				
1/4/2011	<0.001	<0.001	<0.001		<0.001				
1/5/2011				0.056 (O)					
7/9/2011		<0.001	<0.001	0.0033	<0.001				
7/10/2011	<0.001								
1/20/2012				<0.001	<0.001				
1/21/2012	<0.001	<0.001	<0.001						
7/11/2012	<0.001	0.0051	<0.001	<0.001	<0.001				
1/19/2013			<0.001	<0.001	<0.001				
1/20/2013	<0.001	<0.001							
7/18/2013			<0.001	<0.001	<0.001				
7/19/2013	<0.001	<0.001							
1/15/2014		<0.001	<0.001	<0.001	<0.001				
1/16/2014	<0.001								
7/10/2014	<0.001		<0.001						
7/11/2014		<0.001		<0.001	<0.001				
1/15/2015			<0.001	<0.001	<0.001				
1/16/2015	<0.001	<0.001							
6/19/2015			0.0035 (J)	<0.001	<0.001				
6/20/2015	<0.001	<0.001							
12/7/2015						<0.001	<0.001	<0.001	<0.001
12/8/2015									
12/14/2015								<0.001	
12/15/2015						<0.001	<0.001		<0.001
12/28/2015							<0.001	<0.001	
12/29/2015						<0.001			<0.001
1/13/2016						<0.001	<0.001	<0.001	<0.001
1/14/2016	<0.001		<0.001						
1/16/2016		<0.001		<0.001	<0.001				
1/25/2016						<0.001	<0.001	<0.001	<0.001
1/26/2016									
6/14/2016	0.00028 (J)	0.00044 (J)	0.00047 (J)	0.00027 (J)		0.00055 (J)			0.00033 (J)
6/15/2016					0.0004 (J)		0.0003 (J)	0.00015 (J)	
6/16/2016									
1/10/2017	0.0014 (J)	0.0014 (J)		0.0015 (J)					

Prediction Limit

Constituent: Vanadium (mg/L) Analysis Run 10/28/2022 4:22 PM View: PLs Inter Two-Step - App I
 Plant McIntosh Client: Southern Company Data: McIntosh LF4 CCR

	GWA-4A (bg)	GWA-2 (bg)	GWA-5 (bg)	GWA-3 (bg)	GWC-12	GWA-13 (bg)	GWA-15 (bg)	GWA-16 (bg)	GWA-14 (bg)
1/11/2017			0.0016 (J)				0.0017 (J)	0.0015 (J)	<0.001
1/12/2017					0.0075 (o)	0.0018 (J)			
7/17/2017		<0.001							
7/18/2017	<0.001		<0.001	<0.001		<0.001			
7/19/2017							<0.001	<0.001	<0.001
7/20/2017					0.0015 (J)				
7/25/2017									
1/10/2018	<0.001	<0.001	<0.001	<0.001		<0.001			
1/11/2018					<0.001		<0.001	<0.001	<0.001
1/12/2018									
7/11/2018	<0.001	<0.001	<0.001	<0.001		<0.001	<0.001	<0.001	<0.001
7/12/2018					<0.001				
1/29/2019	<0.001	<0.001	<0.001	<0.001		0.0018 (J)	<0.001	<0.001	<0.001
1/30/2019					<0.001				
3/26/2019	0.0027		0.0015			<0.001	0.0041	0.0019	<0.001
3/27/2019		0.0019		0.0047	0.0078 (o)				
9/10/2019	0.0018		0.0018			0.0027		0.0019	0.002
9/11/2019		0.0014		0.0012	0.0011		0.0016		
3/31/2020	<0.001		<0.001			<0.001			
4/1/2020		<0.001		<0.001	<0.001		<0.001	<0.001	<0.001
9/15/2020		<0.001	<0.001	<0.001		<0.001	<0.001	<0.001	<0.001
9/16/2020	<0.001				<0.001				
3/16/2021		<0.001		<0.001	<0.001	<0.001		<0.001	<0.001
3/17/2021	<0.001		<0.001				<0.001		
8/17/2021		<0.001		<0.001				<0.001	<0.001
8/18/2021					<0.001	<0.001			
8/19/2021	<0.001		<0.001				<0.001		
2/22/2022		0.001	<0.001	<0.001		<0.001	<0.001	<0.001	<0.001
2/23/2022	<0.001				<0.001				
8/2/2022		<0.001	<0.001	<0.001		<0.001	<0.001	<0.001	<0.001
8/3/2022	0.00097 (J)				0.0016				

Prediction Limit

Constituent: Vanadium (mg/L) Analysis Run 10/28/2022 4:22 PM View: PLs Inter Two-Step - App I
Plant McIntosh Client: Southern Company Data: McIntosh LF4 CCR

	GWC-18 (bg)	GWC-17 (bg)
8/25/2004		
9/11/2004		
9/26/2004		
10/13/2004		
7/11/2005		
12/7/2005		
6/22/2006		
11/28/2006		
7/6/2007		
12/13/2007		
6/20/2008		
12/7/2008		
7/9/2009		
7/10/2009		
12/28/2009		
12/29/2009		
12/30/2009		
6/22/2010		
1/4/2011		
1/5/2011		
7/9/2011		
7/10/2011		
1/20/2012		
1/21/2012		
7/11/2012		
1/19/2013		
1/20/2013		
7/18/2013		
7/19/2013		
1/15/2014		
1/16/2014		
7/10/2014		
7/11/2014		
1/15/2015		
1/16/2015		
6/19/2015		
6/20/2015		
12/7/2015		
12/8/2015	0.0023 (J)	<0.001
12/14/2015	0.0028 (J)	<0.001
12/15/2015		
12/28/2015	0.0024 (J)	<0.001
12/29/2015		
1/13/2016		<0.001
1/14/2016	0.0022 (J)	
1/16/2016		
1/25/2016		
1/26/2016	0.0022 (J)	<0.001
6/14/2016		
6/15/2016		0.00047 (J)
6/16/2016	0.0041 (J)	
1/10/2017		

Prediction Limit

Constituent: Vanadium (mg/L) Analysis Run 10/28/2022 4:22 PM View: PLs Inter Two-Step - App I
Plant McIntosh Client: Southern Company Data: McIntosh LF4 CCR

	GWC-18 (bg)	GWC-17 (bg)
1/11/2017	0.003	<0.001
1/12/2017		
7/17/2017		
7/18/2017		
7/19/2017		<0.001
7/20/2017		
7/25/2017	0.0055	
1/10/2018		
1/11/2018		<0.001
1/12/2018	0.0022 (J)	
7/11/2018	0.0016 (J)	<0.001
7/12/2018		
1/29/2019		<0.001
1/30/2019	0.0042 (J)	
3/26/2019		
3/27/2019	0.0074	0.004
9/10/2019		
9/11/2019	0.0037	0.0018
3/31/2020		
4/1/2020	0.0024	<0.001
9/15/2020	0.0022	<0.001
9/16/2020		
3/16/2021		<0.001
3/17/2021	0.0026	
8/17/2021		
8/18/2021		
8/19/2021	0.003	0.0013
2/22/2022		<0.001
2/23/2022	0.0025	
8/2/2022	0.0028	<0.001
8/3/2022		

Prediction Limit

Constituent: Zinc (mg/L) Analysis Run 10/28/2022 4:22 PM View: PLs Inter Two-Step - App I

Plant McIntosh Client: Southern Company Data: McIntosh LF4 CCR

	GWA-5 (bg)	GWA-3 (bg)	GWA-4A (bg)	GWA-2 (bg)	GWA-13 (bg)	GWA-15 (bg)	GWA-14 (bg)	GWA-16 (bg)	GWC-18 (bg)
8/25/2004	0.017	<0.005	<0.005	0.014					
9/11/2004	<0.005	<0.005	<0.005	<0.005					
9/26/2004	<0.005	<0.005	<0.005	<0.005					
10/13/2004	<0.005	<0.005	<0.005	<0.005					
7/11/2005	<0.005	<0.005	<0.005	<0.005					
12/7/2005	<0.005	<0.005	0.06 (O)	<0.005					
6/22/2006	0.0033	0.0042	0.0061	0.0041					
11/28/2006	0.0034	0.0048	0.0064	0.0033					
7/6/2007	0.0037	0.045	0.011	0.0036					
12/13/2007	<0.005	0.005	0.0061	<0.005					
6/20/2008	0.0042	0.012	0.009	0.0045					
12/7/2008	0.0049	0.042	0.0071	0.0031					
7/9/2009	0.0032	0.0038	0.0059	0.004					
12/28/2009		<0.005		0.0027					
12/29/2009	0.0031								
12/30/2009			0.0038						
6/22/2010	<0.005	<0.005	0.0044	0.0028					
1/4/2011	0.0029		0.0038	0.0027					
1/5/2011		0.057 (O)							
7/9/2011	0.0038	0.0085		0.0051					
7/10/2011			0.005						
1/20/2012		0.0057							
1/21/2012	0.0057		0.0074	0.004					
7/11/2012	0.0032	<0.005	0.0047	0.0075					
1/19/2013	0.0032	<0.005							
1/20/2013			<0.005	0.0034					
7/18/2013	0.0027	0.0028							
7/19/2013			0.0032	<0.005					
1/15/2014	0.0059	0.0047		0.0049					
1/16/2014			0.019						
7/10/2014	0.0064		0.0038						
7/11/2014		0.0025		0.0038					
1/15/2015	0.0024 (J)	0.002 (J)							
1/16/2015			0.0045	0.0032					
6/19/2015	0.0057	0.0019 (J)							
6/20/2015			0.0023 (J)	0.0042					
12/7/2015					0.0034	0.0052	0.0044	0.0048	
12/8/2015									0.0017 (J)
12/9/2015									
12/14/2015							0.0038	0.0028	
12/15/2015					0.003	0.0046	0.0031		
12/28/2015						0.0042		0.0042	0.0024 (J)
12/29/2015					0.0028		0.0028		
1/13/2016					0.0025	0.0038	0.0028	0.0036	
1/14/2016	0.0022 (J)		0.0024 (J)						0.0036
1/16/2016		0.0033		0.0042					
1/25/2016					0.0022 (J)	0.0036	0.0034	0.0033	
1/26/2016									0.0036
6/14/2016	0.0028 (J)	0.0028 (J)	0.0053 (J)	0.0043 (J)	0.0042 (J)		0.0036 (J)		
6/15/2016						0.0028 (J)		0.0032 (J)	
6/16/2016									0.0052 (J)
1/10/2017		0.0079 (J)	<0.005	0.0084 (J)					

Prediction Limit

Constituent: Zinc (mg/L) Analysis Run 10/28/2022 4:22 PM View: PLs Inter Two-Step - App I
Plant McIntosh Client: Southern Company Data: McIntosh LF4 CCR

	GWC-17 (bg)	GWC-21	GWC-23
8/25/2004			
9/11/2004			
9/26/2004			
10/13/2004			
7/11/2005			
12/7/2005			
6/22/2006			
11/28/2006			
7/6/2007			
12/13/2007			
6/20/2008			
12/7/2008			
7/9/2009			
12/28/2009			
12/29/2009			
12/30/2009			
6/22/2010			
1/4/2011			
1/5/2011			
7/9/2011			
7/10/2011			
1/20/2012			
1/21/2012			
7/11/2012			
1/19/2013			
1/20/2013			
7/18/2013			
7/19/2013			
1/15/2014			
1/16/2014			
7/10/2014			
7/11/2014			
1/15/2015			
1/16/2015			
6/19/2015			
6/20/2015			
12/7/2015			
12/8/2015	0.0058		
12/9/2015		0.0016 (J)	
12/14/2015	0.006	0.0015 (J)	
12/15/2015			
12/28/2015	0.0058		
12/29/2015		<0.005	
1/13/2016	0.0056		
1/14/2016		0.0052	
1/16/2016			
1/25/2016		0.0017 (J)	
1/26/2016	0.0046		
6/14/2016			
6/15/2016	0.0053 (J)		
6/16/2016		0.0097 (J)	0.0098 (J)
1/10/2017			

Prediction Limit

Constituent: Zinc (mg/L) Analysis Run 10/28/2022 4:22 PM View: PLs Inter Two-Step - App I
Plant McIntosh Client: Southern Company Data: McIntosh LF4 CCR

	GWC-17 (bg)	GWC-21	GWC-23
1/11/2017	0.018 (J)		
1/12/2017		<0.005	
1/17/2017			<0.005
7/17/2017			
7/18/2017			
7/19/2017	<0.005		
7/25/2017		<0.005	0.0069 (J)
1/10/2018			
1/11/2018	<0.005	<0.005	
1/12/2018			<0.005
7/11/2018	<0.005	<0.005	
7/12/2018			<0.005
1/29/2019	0.0059 (J)		
1/30/2019		0.0025 (J)	0.0049 (J)
3/26/2019			
3/27/2019	<0.005	<0.005	<0.005
9/10/2019			
9/11/2019	0.013	0.0063	0.0086
3/31/2020			
4/1/2020	0.005	0.0032 (J)	0.0033 (J)
9/15/2020	0.0052	<0.005	0.004 (J)
9/16/2020			
3/16/2021	0.006		
3/17/2021		<0.005	0.0033 (J)
8/17/2021			
8/18/2021			
8/19/2021	0.013	<0.005	0.0081
2/22/2022	0.0046 (J)		
2/23/2022		0.004 (J)	0.017
8/2/2022	0.0074		
8/3/2022			
8/4/2022		0.016	0.016

FIGURE F.

Trend Tests (Appendix I Prediction Limit Exceedances) - Significant Results

Plant McIntosh Client: Southern Company Data: McIntosh LF4 CCR Printed 10/31/2022, 4:51 PM

Constituent	Well	Slope	Calc.	Critical	Sig.	N	%NDs	Normality	Xform	Alpha	Method
Nickel (mg/L)	GWA-2 (bg)	0	-244	-223	Yes	40	70	n/a	n/a	0.01	NP
Nickel (mg/L)	GWC-17 (bg)	-0.000197	-100	-74	Yes	19	5.263	n/a	n/a	0.01	NP

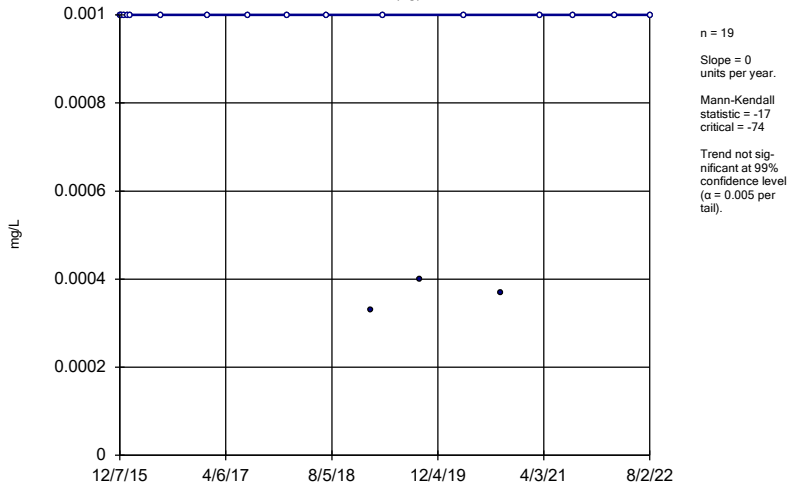
Trend Tests (Appendix I Prediction Limit Exceedances) - All Results

Plant McIntosh Client: Southern Company Data: McIntosh LF4 CCR Printed 10/31/2022, 4:51 PM

Constituent	Well	Slope	Calc.	Critical	Sig.	N	%NDs	Normality	Xform	Alpha	Method
Nickel (mg/L)	GWA-13 (bg)	0	-17	-74	No	19	84.21	n/a	n/a	0.01	NP
Nickel (mg/L)	GWA-14 (bg)	0	-37	-74	No	19	63.16	n/a	n/a	0.01	NP
Nickel (mg/L)	GWA-15 (bg)	0	-39	-74	No	19	73.68	n/a	n/a	0.01	NP
Nickel (mg/L)	GWA-16 (bg)	0	-38	-74	No	19	73.68	n/a	n/a	0.01	NP
Nickel (mg/L)	GWA-2 (bg)	0	-244	-223	Yes	40	70	n/a	n/a	0.01	NP
Nickel (mg/L)	GWA-3 (bg)	0	-137	-206	No	38	86.84	n/a	n/a	0.01	NP
Nickel (mg/L)	GWA-4A (bg)	0	3	223	No	40	60	n/a	n/a	0.01	NP
Nickel (mg/L)	GWA-5 (bg)	0	-140	-223	No	40	85	n/a	n/a	0.01	NP
Nickel (mg/L)	GWC-12	0	-134	-223	No	40	72.5	n/a	n/a	0.01	NP
Nickel (mg/L)	GWC-17 (bg)	-0.000197	-100	-74	Yes	19	5.263	n/a	n/a	0.01	NP
Nickel (mg/L)	GWC-18 (bg)	-0.0001424	-72	-74	No	19	36.84	n/a	n/a	0.01	NP
Nickel (mg/L)	GWC-19	-0.0001203	-70	-74	No	19	5.263	n/a	n/a	0.01	NP
Vanadium (mg/L)	GWA-13 (bg)	0	9	74	No	19	78.95	n/a	n/a	0.01	NP
Vanadium (mg/L)	GWA-14 (bg)	0	13	74	No	19	89.47	n/a	n/a	0.01	NP
Vanadium (mg/L)	GWA-15 (bg)	0	8	74	No	19	78.95	n/a	n/a	0.01	NP
Vanadium (mg/L)	GWA-16 (bg)	0	11	74	No	19	78.95	n/a	n/a	0.01	NP
Vanadium (mg/L)	GWA-2 (bg)	0	46	223	No	40	85	n/a	n/a	0.01	NP
Vanadium (mg/L)	GWA-3 (bg)	0	-1	-214	No	39	82.05	n/a	n/a	0.01	NP
Vanadium (mg/L)	GWA-4A (bg)	0	-3	-223	No	40	85	n/a	n/a	0.01	NP
Vanadium (mg/L)	GWA-5 (bg)	0	59	223	No	40	87.5	n/a	n/a	0.01	NP
Vanadium (mg/L)	GWC-12	0	62	206	No	38	89.47	n/a	n/a	0.01	NP
Vanadium (mg/L)	GWC-17 (bg)	0	26	74	No	19	78.95	n/a	n/a	0.01	NP
Vanadium (mg/L)	GWC-18 (bg)	0.00003518	16	74	No	19	0	n/a	n/a	0.01	NP
Zinc (mg/L)	GWA-13 (bg)	0.0001908	68	74	No	19	57.89	n/a	n/a	0.01	NP
Zinc (mg/L)	GWA-14 (bg)	0.0003713	73	74	No	19	31.58	n/a	n/a	0.01	NP
Zinc (mg/L)	GWA-15 (bg)	0.0000704	22	74	No	19	31.58	n/a	n/a	0.01	NP
Zinc (mg/L)	GWA-16 (bg)	0.0000351	33	74	No	19	36.84	n/a	n/a	0.01	NP
Zinc (mg/L)	GWA-2 (bg)	0	20	223	No	40	27.5	n/a	n/a	0.01	NP
Zinc (mg/L)	GWA-3 (bg)	0	-27	-214	No	39	48.72	n/a	n/a	0.01	NP
Zinc (mg/L)	GWA-4A (bg)	1.9e-11	61	214	No	39	25.64	n/a	n/a	0.01	NP
Zinc (mg/L)	GWA-5 (bg)	0	7	223	No	40	35	n/a	n/a	0.01	NP
Zinc (mg/L)	GWC-17 (bg)	0	1	74	No	19	21.05	n/a	n/a	0.01	NP
Zinc (mg/L)	GWC-18 (bg)	0.0003423	55	68	No	18	33.33	n/a	n/a	0.01	NP
Zinc (mg/L)	GWC-21	0	33	74	No	19	47.37	n/a	n/a	0.01	NP
Zinc (mg/L)	GWC-23	-0.0007285	-20	-48	No	14	28.57	n/a	n/a	0.01	NP

Sen's Slope Estimator

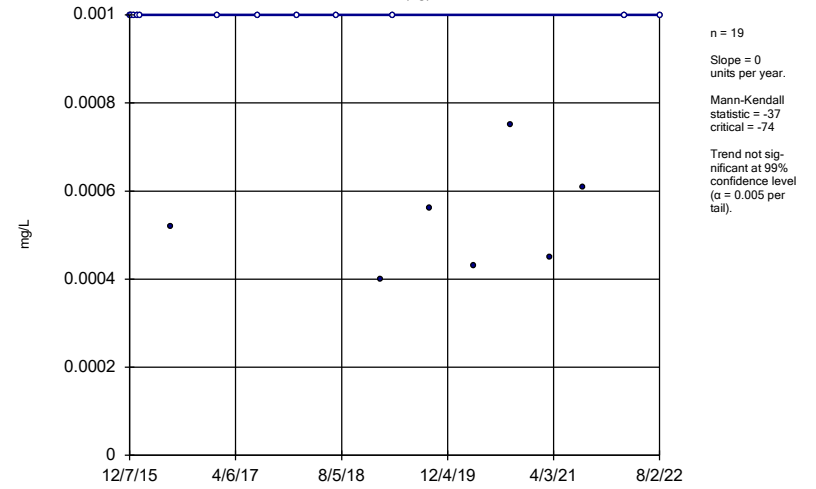
GWA-13 (bg)



Constituent: Nickel Analysis Run 10/28/2022 4:23 PM View: Trend Tests App I
Plant McIntosh Client: Southern Company Data: McIntosh LF4 CCR

Sen's Slope Estimator

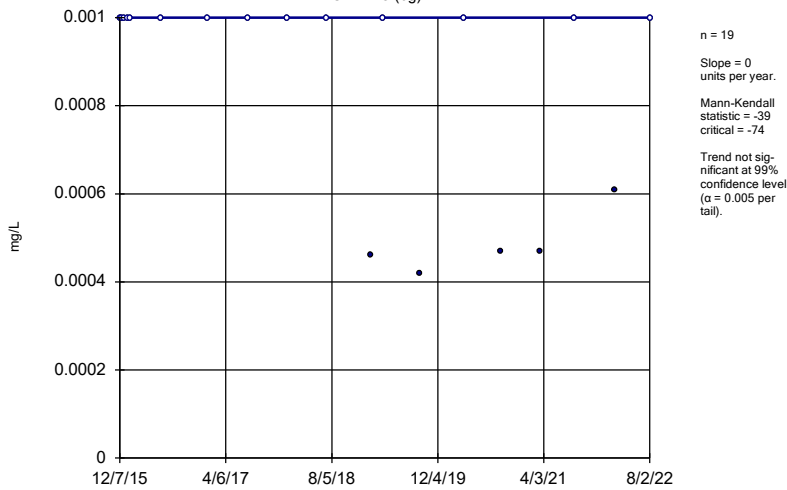
GWA-14 (bg)



Constituent: Nickel Analysis Run 10/28/2022 4:23 PM View: Trend Tests App I
Plant McIntosh Client: Southern Company Data: McIntosh LF4 CCR

Sen's Slope Estimator

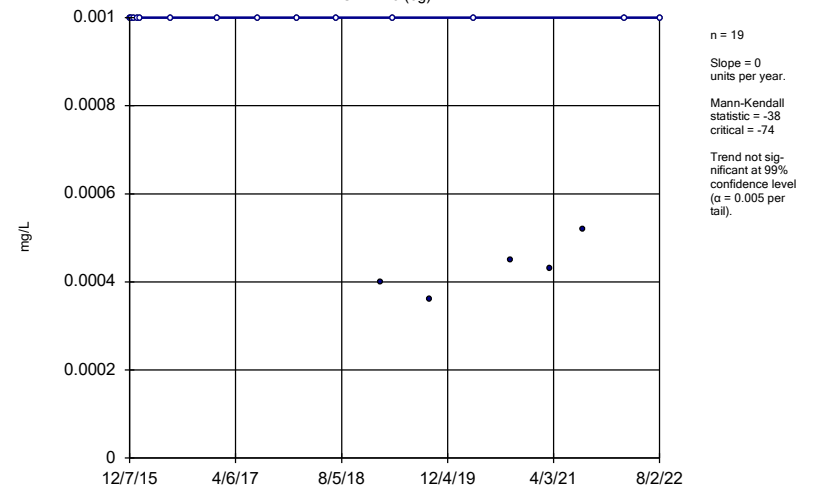
GWA-15 (bg)



Constituent: Nickel Analysis Run 10/28/2022 4:23 PM View: Trend Tests App I
Plant McIntosh Client: Southern Company Data: McIntosh LF4 CCR

Sen's Slope Estimator

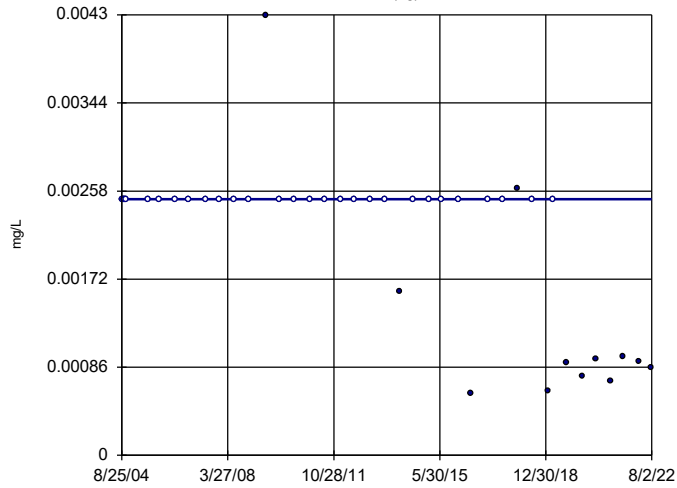
GWA-16 (bg)



Constituent: Nickel Analysis Run 10/28/2022 4:23 PM View: Trend Tests App I
Plant McIntosh Client: Southern Company Data: McIntosh LF4 CCR

Sen's Slope Estimator

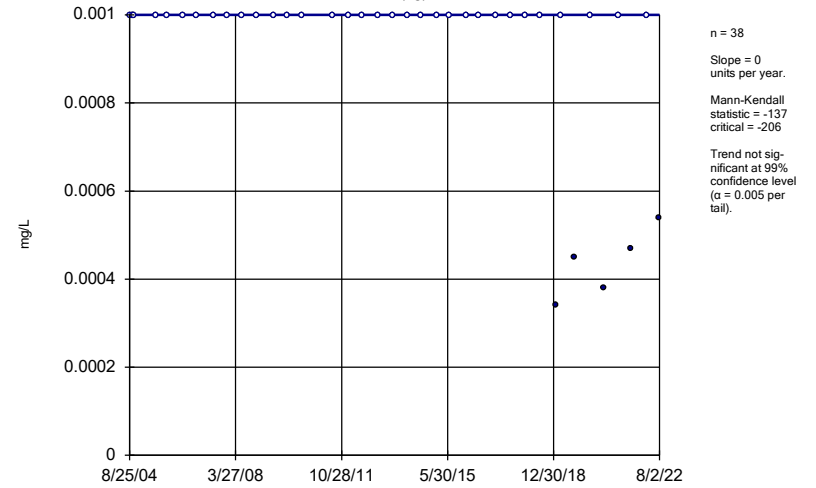
GWA-2 (bg)



Constituent: Nickel Analysis Run 10/28/2022 4:23 PM View: Trend Tests App I
Plant McIntosh Client: Southern Company Data: McIntosh LF4 CCR

Sen's Slope Estimator

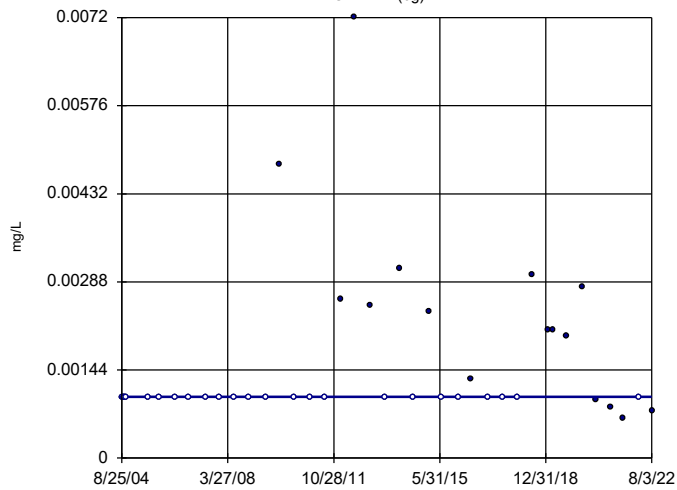
GWA-3 (bg)



Constituent: Nickel Analysis Run 10/28/2022 4:23 PM View: Trend Tests App I
Plant McIntosh Client: Southern Company Data: McIntosh LF4 CCR

Sen's Slope Estimator

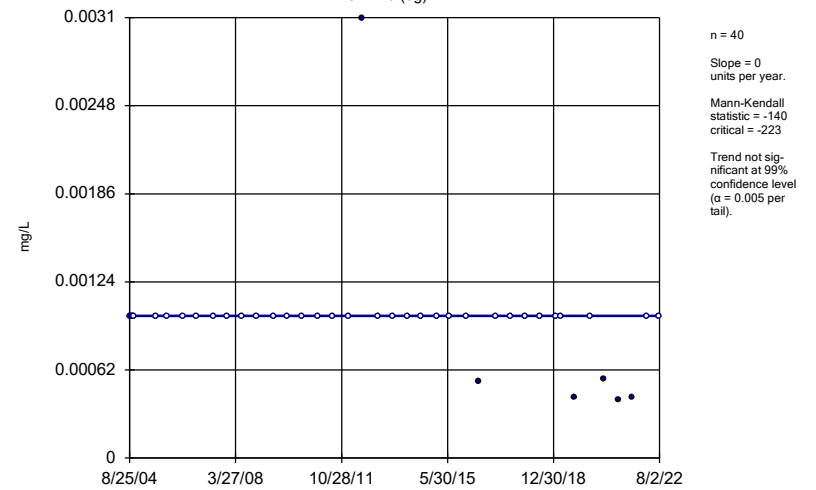
GWA-4A (bg)



Constituent: Nickel Analysis Run 10/28/2022 4:23 PM View: Trend Tests App I
Plant McIntosh Client: Southern Company Data: McIntosh LF4 CCR

Sen's Slope Estimator

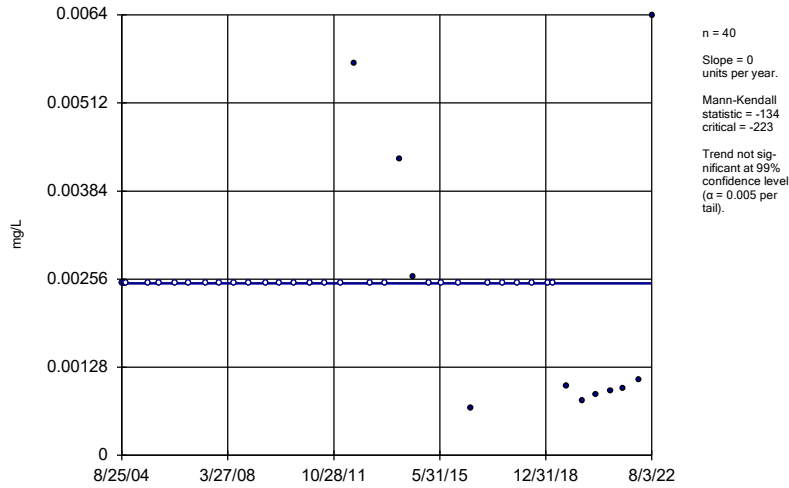
GWA-5 (bg)



Constituent: Nickel Analysis Run 10/28/2022 4:23 PM View: Trend Tests App I
Plant McIntosh Client: Southern Company Data: McIntosh LF4 CCR

Sen's Slope Estimator

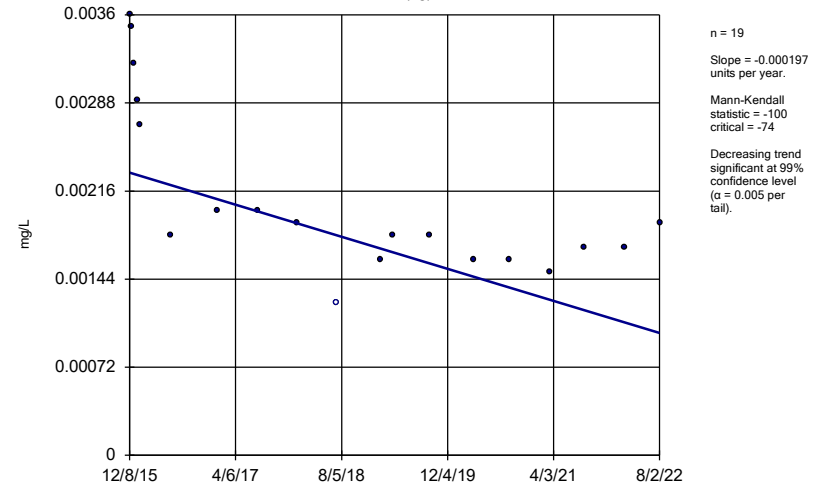
GWC-12



Constituent: Nickel Analysis Run 10/28/2022 4:23 PM View: Trend Tests App I
Plant McIntosh Client: Southern Company Data: McIntosh LF4 CCR

Sen's Slope Estimator

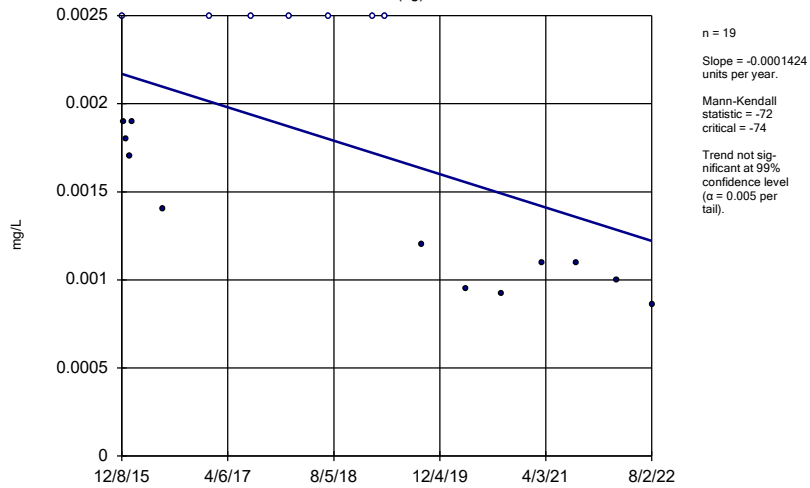
GWC-17 (bg)



Constituent: Nickel Analysis Run 10/28/2022 4:23 PM View: Trend Tests App I
Plant McIntosh Client: Southern Company Data: McIntosh LF4 CCR

Sen's Slope Estimator

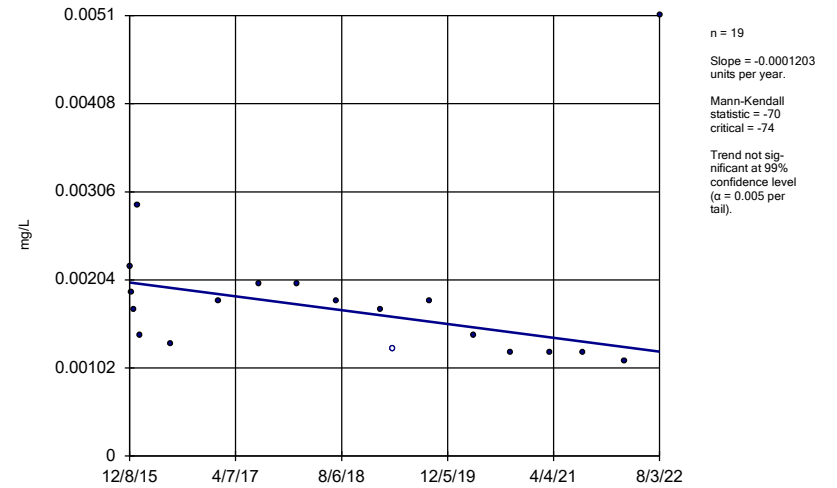
GWC-18 (bg)



Constituent: Nickel Analysis Run 10/28/2022 4:23 PM View: Trend Tests App I
Plant McIntosh Client: Southern Company Data: McIntosh LF4 CCR

Sen's Slope Estimator

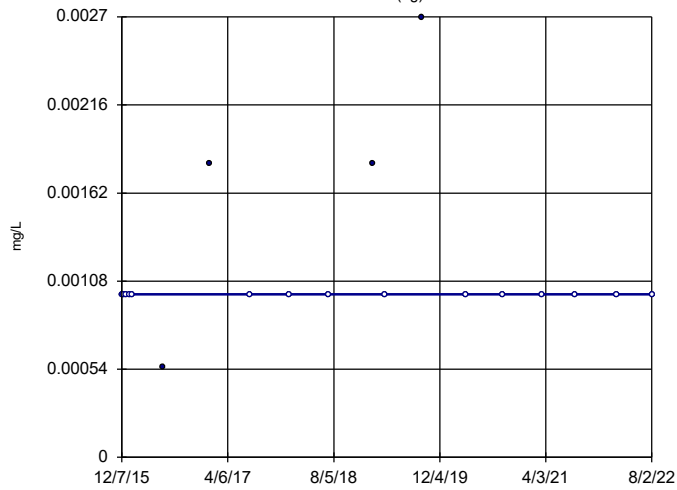
GWC-19



Constituent: Nickel Analysis Run 10/28/2022 4:23 PM View: Trend Tests App I
Plant McIntosh Client: Southern Company Data: McIntosh LF4 CCR

Sen's Slope Estimator

GWA-13 (bg)

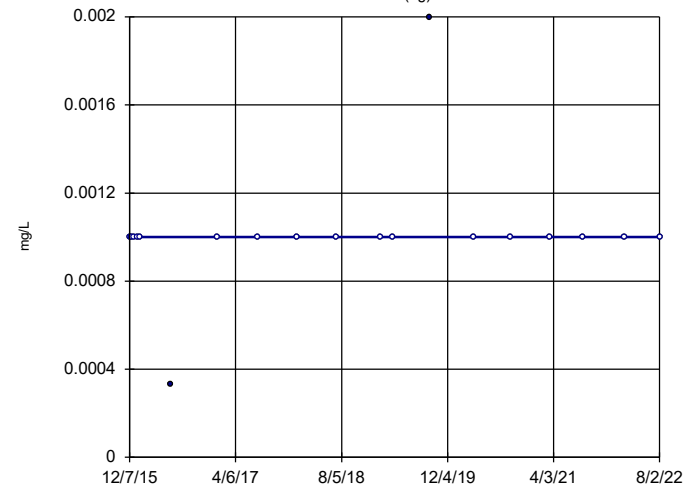


n = 19
Slope = 0
units per year.
Mann-Kendall
statistic = 9
critical = 74
Trend not sig-
nificant at 99%
confidence level
($\alpha = 0.005$ per
tail).

Constituent: Vanadium Analysis Run 10/28/2022 4:23 PM View: Trend Tests App I
Plant McIntosh Client: Southern Company Data: McIntosh LF4 CCR

Sen's Slope Estimator

GWA-14 (bg)

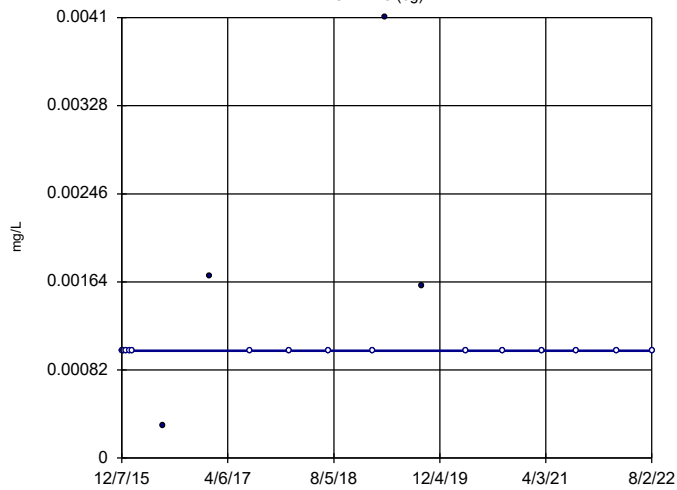


n = 19
Slope = 0
units per year.
Mann-Kendall
statistic = 13
critical = 74
Trend not sig-
nificant at 99%
confidence level
($\alpha = 0.005$ per
tail).

Constituent: Vanadium Analysis Run 10/28/2022 4:23 PM View: Trend Tests App I
Plant McIntosh Client: Southern Company Data: McIntosh LF4 CCR

Sen's Slope Estimator

GWA-15 (bg)

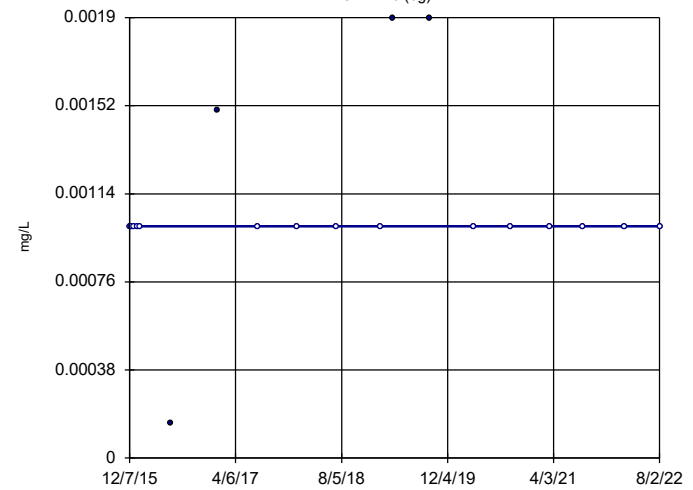


n = 19
Slope = 0
units per year.
Mann-Kendall
statistic = 8
critical = 74
Trend not sig-
nificant at 99%
confidence level
($\alpha = 0.005$ per
tail).

Constituent: Vanadium Analysis Run 10/28/2022 4:23 PM View: Trend Tests App I
Plant McIntosh Client: Southern Company Data: McIntosh LF4 CCR

Sen's Slope Estimator

GWA-16 (bg)

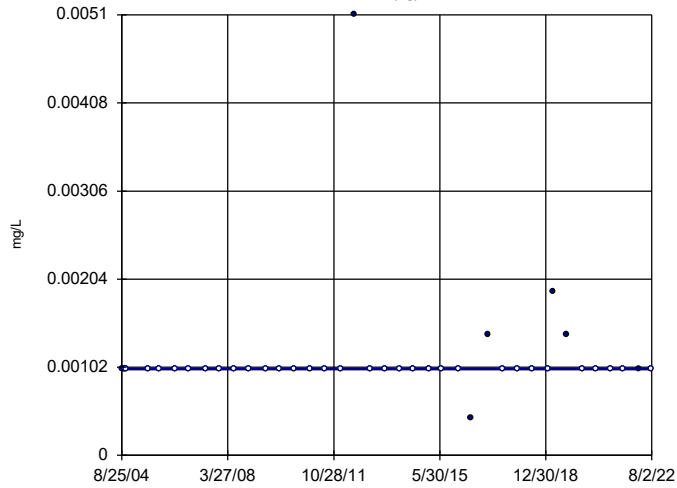


n = 19
Slope = 0
units per year.
Mann-Kendall
statistic = 11
critical = 74
Trend not sig-
nificant at 99%
confidence level
($\alpha = 0.005$ per
tail).

Constituent: Vanadium Analysis Run 10/28/2022 4:23 PM View: Trend Tests App I
Plant McIntosh Client: Southern Company Data: McIntosh LF4 CCR

Sen's Slope Estimator

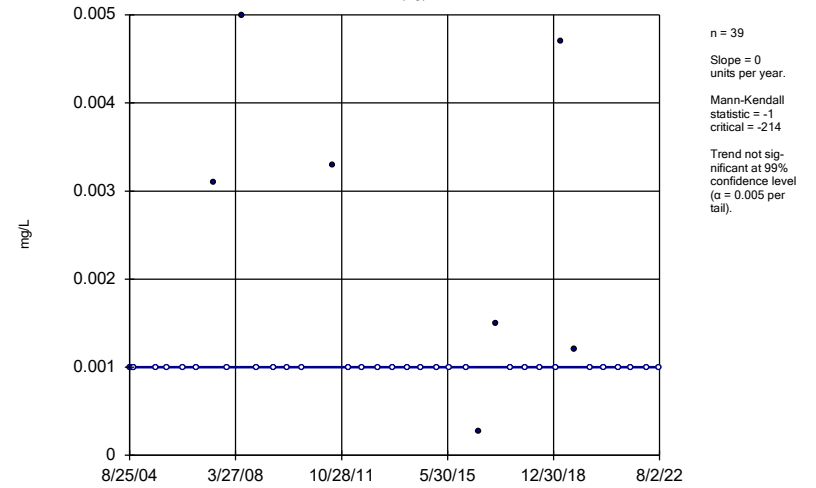
GWA-2 (bg)



Constituent: Vanadium Analysis Run 10/28/2022 4:23 PM View: Trend Tests App I
Plant McIntosh Client: Southern Company Data: McIntosh LF4 CCR

Sen's Slope Estimator

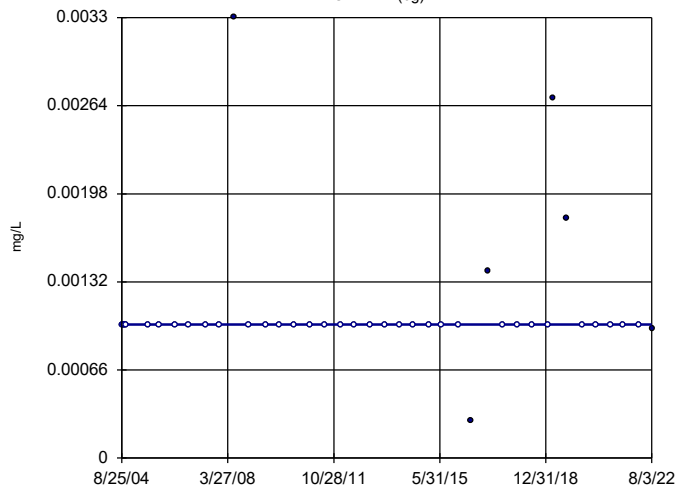
GWA-3 (bg)



Constituent: Vanadium Analysis Run 10/28/2022 4:23 PM View: Trend Tests App I
Plant McIntosh Client: Southern Company Data: McIntosh LF4 CCR

Sen's Slope Estimator

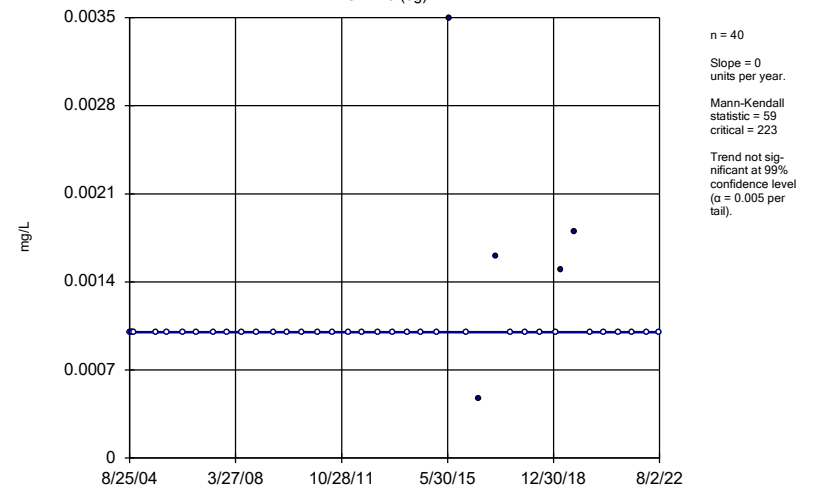
GWA-4A (bg)



Constituent: Vanadium Analysis Run 10/28/2022 4:23 PM View: Trend Tests App I
Plant McIntosh Client: Southern Company Data: McIntosh LF4 CCR

Sen's Slope Estimator

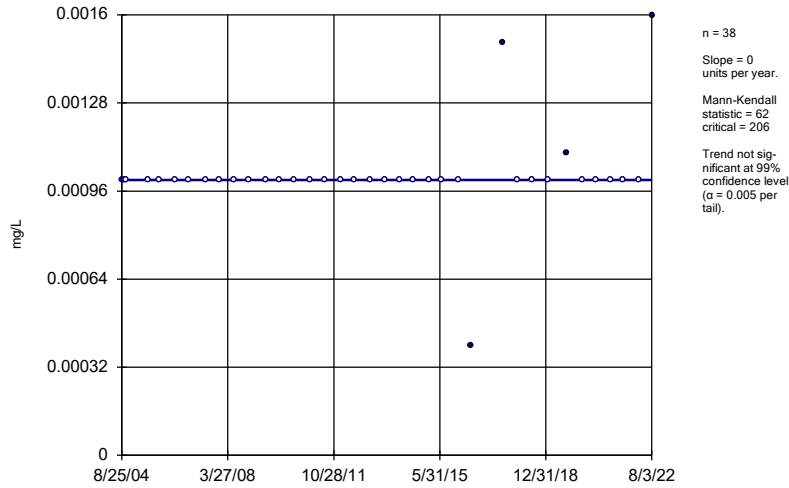
GWA-5 (bg)



Constituent: Vanadium Analysis Run 10/28/2022 4:23 PM View: Trend Tests App I
Plant McIntosh Client: Southern Company Data: McIntosh LF4 CCR

Sen's Slope Estimator

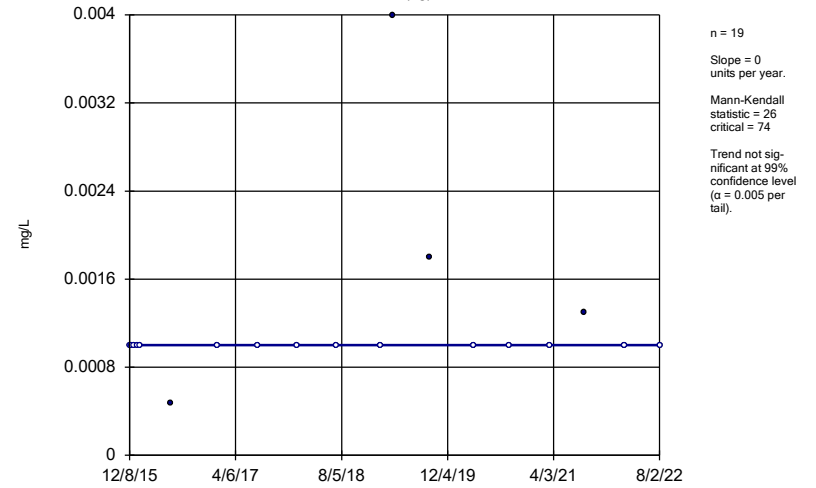
GWC-12



Constituent: Vanadium Analysis Run 10/28/2022 4:23 PM View: Trend Tests App I
Plant McIntosh Client: Southern Company Data: McIntosh LF4 CCR

Sen's Slope Estimator

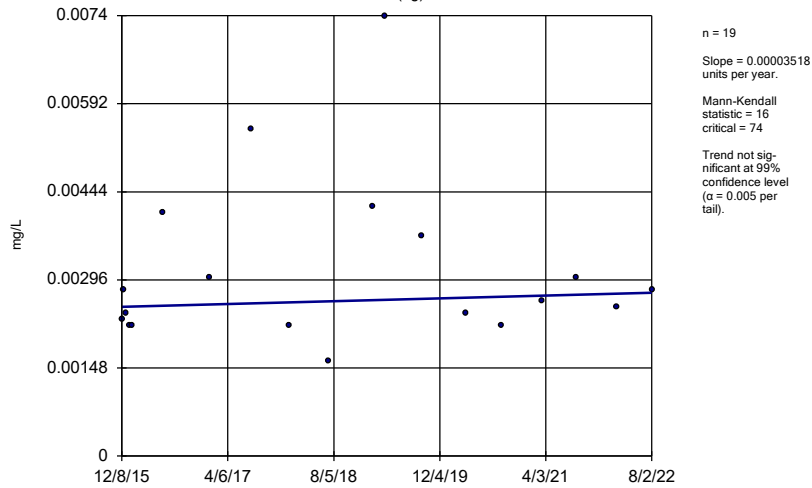
GWC-17 (bg)



Constituent: Vanadium Analysis Run 10/28/2022 4:23 PM View: Trend Tests App I
Plant McIntosh Client: Southern Company Data: McIntosh LF4 CCR

Sen's Slope Estimator

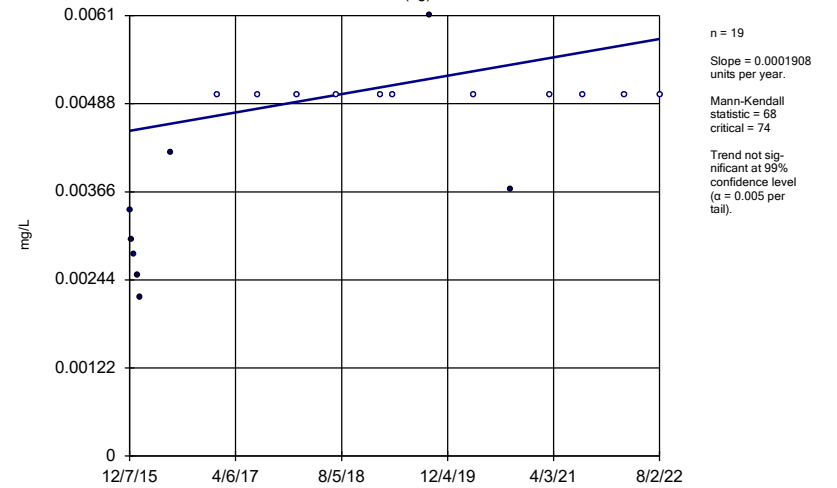
GWC-18 (bg)



Constituent: Vanadium Analysis Run 10/28/2022 4:23 PM View: Trend Tests App I
Plant McIntosh Client: Southern Company Data: McIntosh LF4 CCR

Sen's Slope Estimator

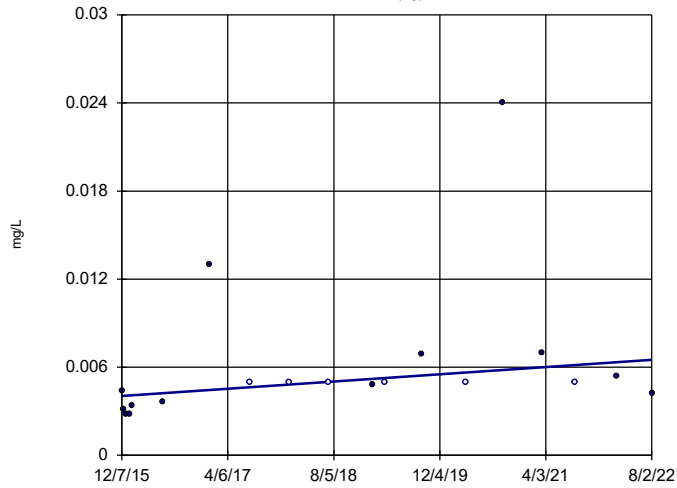
GWA-13 (bg)



Constituent: Zinc Analysis Run 10/28/2022 4:23 PM View: Trend Tests App I
Plant McIntosh Client: Southern Company Data: McIntosh LF4 CCR

Sen's Slope Estimator

GWA-14 (bg)

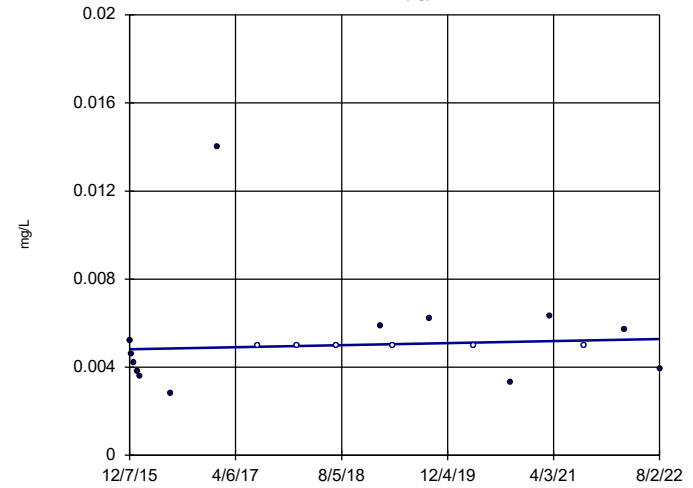


n = 19
Slope = 0.0003713
units per year.
Mann-Kendall
statistic = 73
critical = 74
Trend not sig-
nificant at 99%
confidence level
($\alpha = 0.005$ per
tail).

Constituent: Zinc Analysis Run 10/28/2022 4:23 PM View: Trend Tests App I
Plant McIntosh Client: Southern Company Data: McIntosh LF4 CCR

Sen's Slope Estimator

GWA-15 (bg)

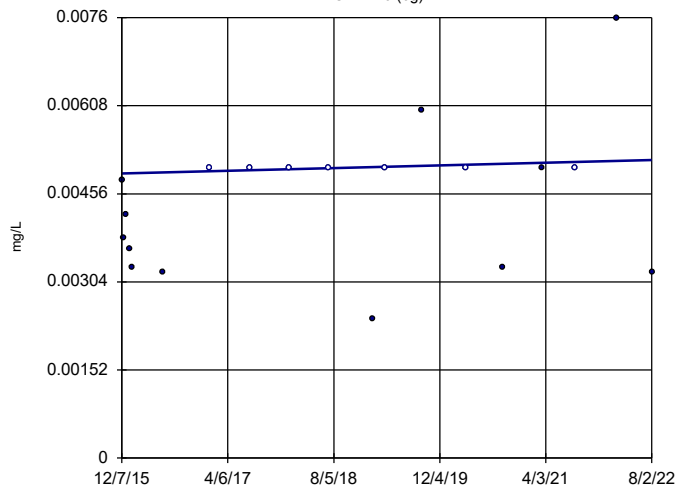


n = 19
Slope = 0.0000704
units per year.
Mann-Kendall
statistic = 22
critical = 74
Trend not sig-
nificant at 99%
confidence level
($\alpha = 0.005$ per
tail).

Constituent: Zinc Analysis Run 10/28/2022 4:23 PM View: Trend Tests App I
Plant McIntosh Client: Southern Company Data: McIntosh LF4 CCR

Sen's Slope Estimator

GWA-16 (bg)

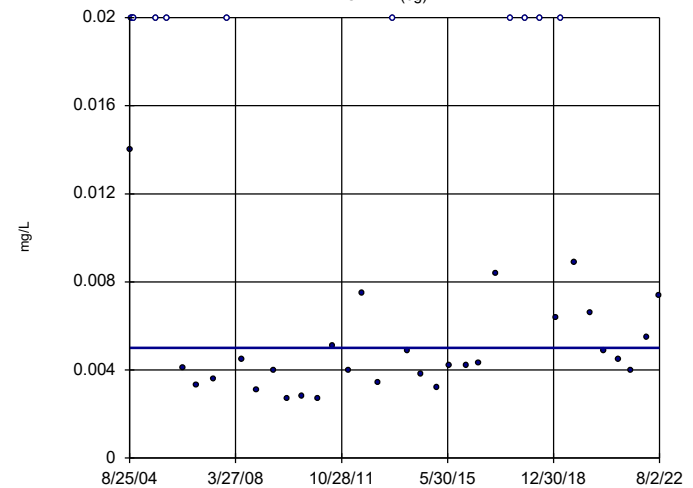


n = 19
Slope = 0.0000351
units per year.
Mann-Kendall
statistic = 33
critical = 74
Trend not sig-
nificant at 99%
confidence level
($\alpha = 0.005$ per
tail).

Constituent: Zinc Analysis Run 10/28/2022 4:23 PM View: Trend Tests App I
Plant McIntosh Client: Southern Company Data: McIntosh LF4 CCR

Sen's Slope Estimator

GWA-2 (bg)

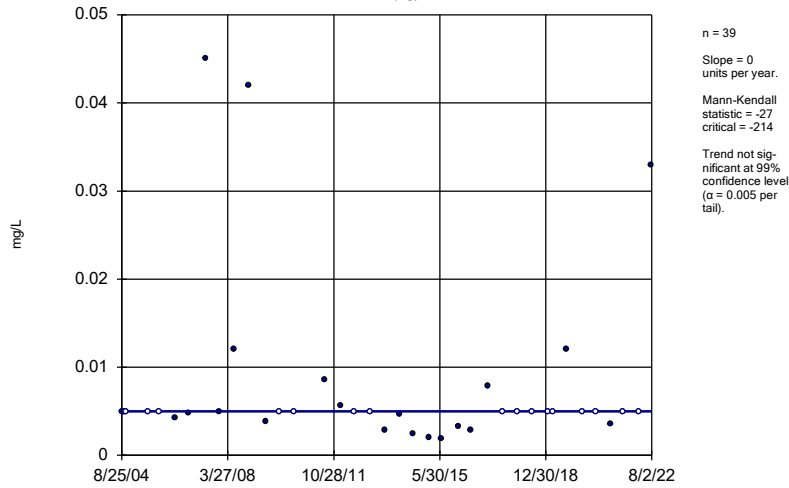


n = 40
Slope = 0
units per year.
Mann-Kendall
statistic = 20
critical = 223
Trend not sig-
nificant at 99%
confidence level
($\alpha = 0.005$ per
tail).

Constituent: Zinc Analysis Run 10/28/2022 4:23 PM View: Trend Tests App I
Plant McIntosh Client: Southern Company Data: McIntosh LF4 CCR

Sen's Slope Estimator

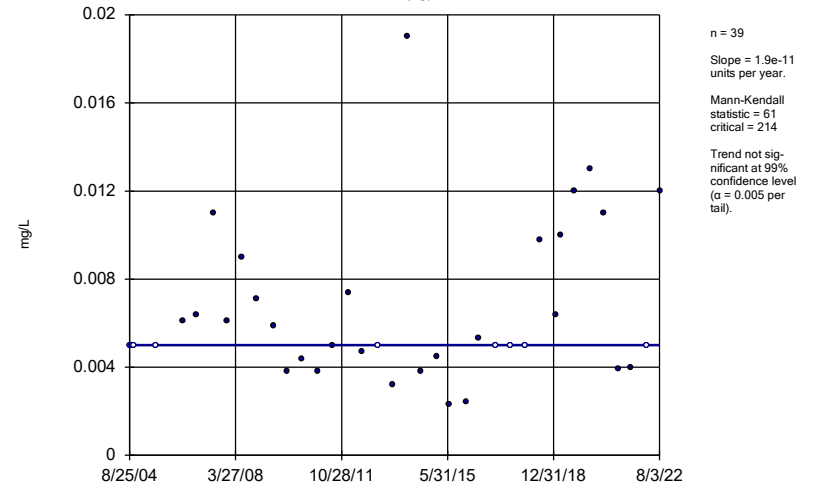
GWA-3 (bg)



Constituent: Zinc Analysis Run 10/28/2022 4:23 PM View: Trend Tests App I
Plant McIntosh Client: Southern Company Data: McIntosh LF4 CCR

Sen's Slope Estimator

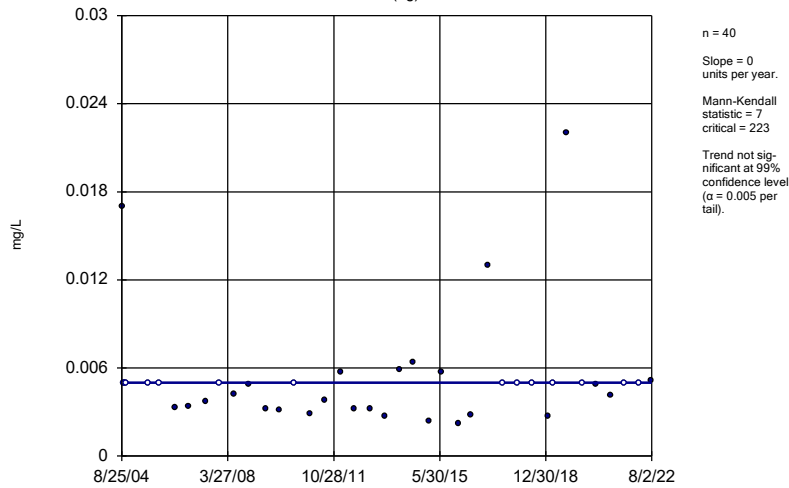
GWA-4A (bg)



Constituent: Zinc Analysis Run 10/28/2022 4:23 PM View: Trend Tests App I
Plant McIntosh Client: Southern Company Data: McIntosh LF4 CCR

Sen's Slope Estimator

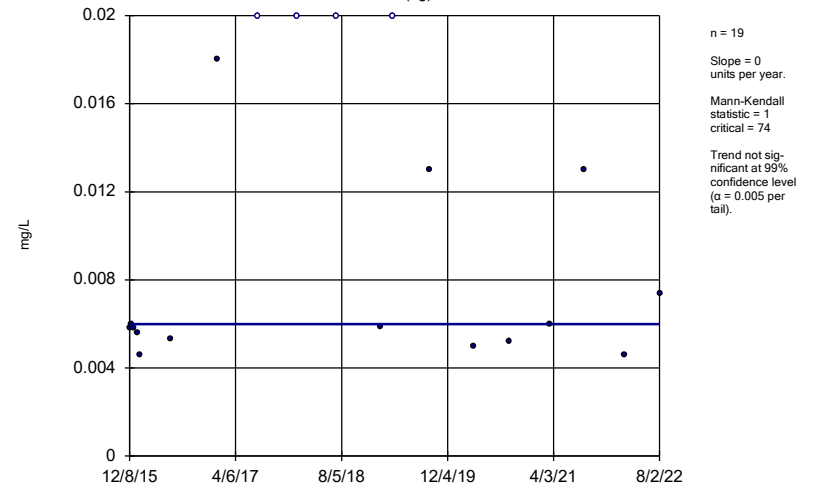
GWA-5 (bg)



Constituent: Zinc Analysis Run 10/28/2022 4:23 PM View: Trend Tests App I
Plant McIntosh Client: Southern Company Data: McIntosh LF4 CCR

Sen's Slope Estimator

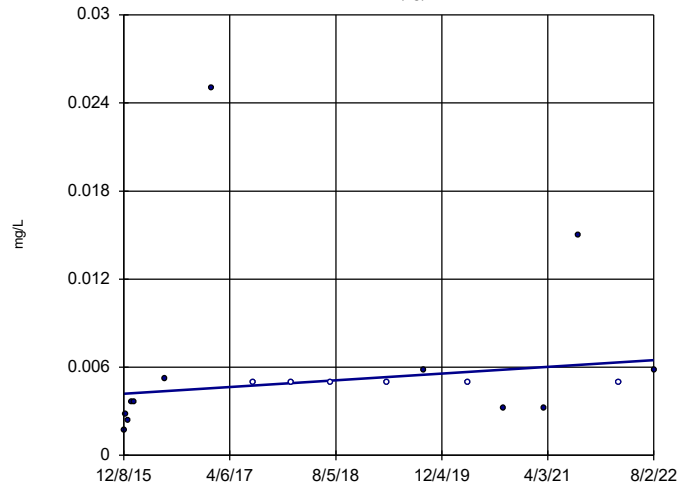
GWC-17 (bg)



Constituent: Zinc Analysis Run 10/28/2022 4:23 PM View: Trend Tests App I
Plant McIntosh Client: Southern Company Data: McIntosh LF4 CCR

Sen's Slope Estimator

GWC-18 (bg)

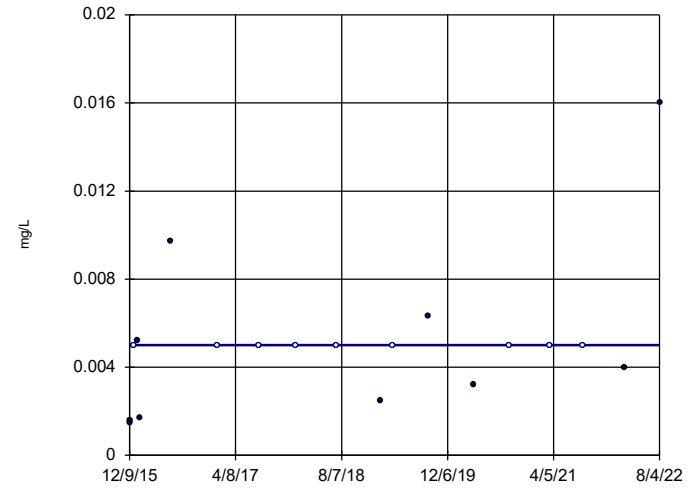


n = 18
Slope = 0.0003423
units per year.
Mann-Kendall
statistic = 55
critical = 68
Trend not sig-
nificant at 99%
confidence level
($\alpha = 0.005$ per
tail).

Constituent: Zinc Analysis Run 10/28/2022 4:23 PM View: Trend Tests App I
Plant McIntosh Client: Southern Company Data: McIntosh LF4 CCR

Sen's Slope Estimator

GWC-21

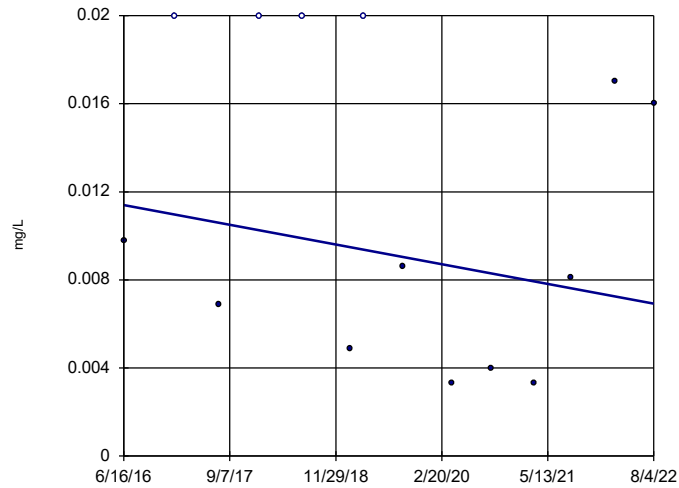


n = 19
Slope = 0
units per year.
Mann-Kendall
statistic = 33
critical = 74
Trend not sig-
nificant at 99%
confidence level
($\alpha = 0.005$ per
tail).

Constituent: Zinc Analysis Run 10/28/2022 4:23 PM View: Trend Tests App I
Plant McIntosh Client: Southern Company Data: McIntosh LF4 CCR

Sen's Slope Estimator

GWC-23



n = 14
Slope = -0.0007285
units per year.
Mann-Kendall
statistic = -20
critical = -48
Trend not sig-
nificant at 99%
confidence level
($\alpha = 0.005$ per
tail).

Constituent: Zinc Analysis Run 10/28/2022 4:23 PM View: Trend Tests App I
Plant McIntosh Client: Southern Company Data: McIntosh LF4 CCR

FIGURE G.

Intrawell Prediction Limit (Appendix III) - All Results (No Significant)

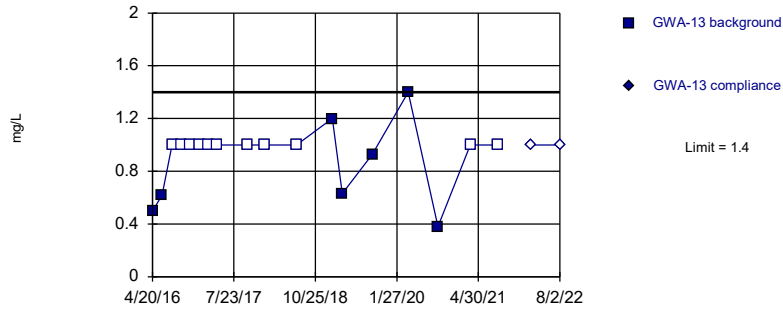
Plant McIntosh Client: Southern Company Data: McIntosh LF4 CCR Printed 10/31/2022, 11:02 AM

Constituent	Well	Upper Lim.	Lower Lim.	Date	Observ.	Sig.	Bg N	%NDs	ND Adj.	Transform	Alpha	Method
Sulfate (mg/L)	GWA-13	1.4	n/a	8/2/2022	1ND	No	18	61.11	n/a	n/a	0.005373	NP (NDs) 1 of 2
Sulfate (mg/L)	GWA-14	2.481	n/a	8/2/2022	1ND	No	16	31.25	Kaplan-Meier	sqrt(x)	0.0008358	Param 1 of 2
Sulfate (mg/L)	GWA-15	1.2	n/a	8/2/2022	1ND	No	18	55.56	n/a	n/a	0.005373	NP (NDs) 1 of 2
Sulfate (mg/L)	GWA-16	1	n/a	8/2/2022	1ND	No	18	66.67	n/a	n/a	0.005373	NP (NDs) 1 of 2
Sulfate (mg/L)	GWA-2	1.7	n/a	8/2/2022	1ND	No	18	55.56	n/a	n/a	0.005373	NP (NDs) 1 of 2
Sulfate (mg/L)	GWA-3	1.172	n/a	8/2/2022	0.4J	No	18	44.44	Kaplan-Meier	x^3	0.0008358	Param 1 of 2
Sulfate (mg/L)	GWA-4A	13.33	n/a	8/3/2022	2	No	18	0	None	No	0.0008358	Param 1 of 2
Sulfate (mg/L)	GWA-5	1	n/a	8/2/2022	1ND	No	18	72.22	n/a	n/a	0.005373	NP (NDs) 1 of 2
Sulfate (mg/L)	GWC-1	2.421	n/a	8/3/2022	0.45J	No	18	0	None	No	0.0008358	Param 1 of 2
Sulfate (mg/L)	GWC-10	5.704	n/a	8/3/2022	1.6	No	18	0	None	No	0.0008358	Param 1 of 2
Sulfate (mg/L)	GWC-11	6.207	n/a	8/2/2022	2.7	No	18	0	None	No	0.0008358	Param 1 of 2
Sulfate (mg/L)	GWC-12	1	n/a	8/3/2022	1ND	No	18	61.11	n/a	n/a	0.005373	NP (NDs) 1 of 2
Sulfate (mg/L)	GWC-17	1.8	n/a	8/2/2022	1ND	No	17	52.94	n/a	n/a	0.005914	NP (NDs) 1 of 2
Sulfate (mg/L)	GWC-18	6.18	n/a	8/2/2022	1.8	No	18	0	None	No	0.0008358	Param 1 of 2
Sulfate (mg/L)	GWC-19	2.906	n/a	8/3/2022	1.7	No	18	0	None	No	0.0008358	Param 1 of 2
Sulfate (mg/L)	GWC-20	2.893	n/a	8/3/2022	0.5ND	No	16	0	None	No	0.0008358	Param 1 of 2
Sulfate (mg/L)	GWC-21	1.761	n/a	8/4/2022	1ND	No	18	16.67	Kaplan-Meier	No	0.0008358	Param 1 of 2
Sulfate (mg/L)	GWC-23	3.614	n/a	8/4/2022	1.8	No	17	0	None	No	0.0008358	Param 1 of 2
Sulfate (mg/L)	GWC-9	4.1	n/a	8/3/2022	1ND	No	18	38.89	n/a	n/a	0.005373	NP (normality) 1 of 2

Within Limit

Prediction Limit

Intrawell Non-parametric



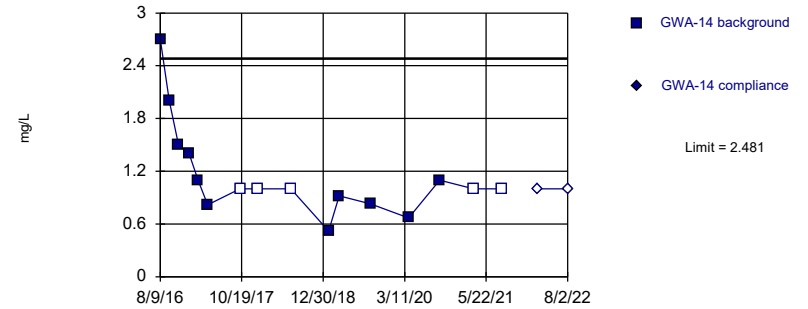
Non-parametric test used in lieu of parametric prediction limit because censored data exceeded 50%. Limit is highest of 18 background values. 61.11% NDs. Well-constituent pair annual alpha = 0.01072. Individual comparison alpha = 0.005373 (1 of 2).

Constituent: Sulfate Analysis Run 10/28/2022 5:05 PM View: PL's Intra - App III
Plant McIntosh Client: Southern Company Data: McIntosh LF4 CCR

Within Limit

Prediction Limit

Intrawell Parametric



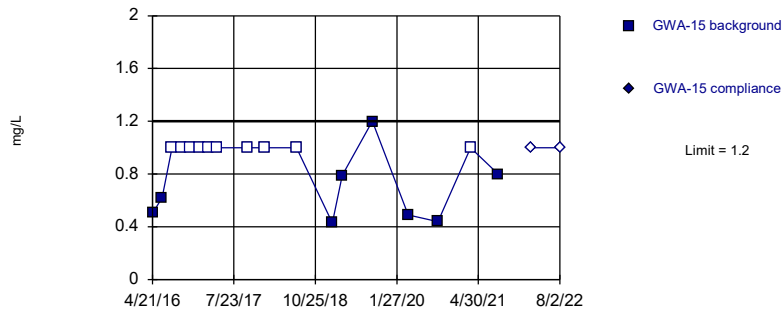
Background Data Summary (based on square root transformation) (after Kaplan-Meier Adjustment): Mean=1.001, Std. Dev.=0.2444, n=16, 31.25% NDs. Normality test: Shapiro Wilk @alpha = 0.01, calculated = 0.876, critical = 0.844. Kappa = 2.351 (c=7, w=9, 1 of 2, event alpha = 0.05132). Report alpha = 0.0008358.

Constituent: Sulfate Analysis Run 10/28/2022 5:05 PM View: PL's Intra - App III
Plant McIntosh Client: Southern Company Data: McIntosh LF4 CCR

Within Limit

Prediction Limit

Intrawell Non-parametric



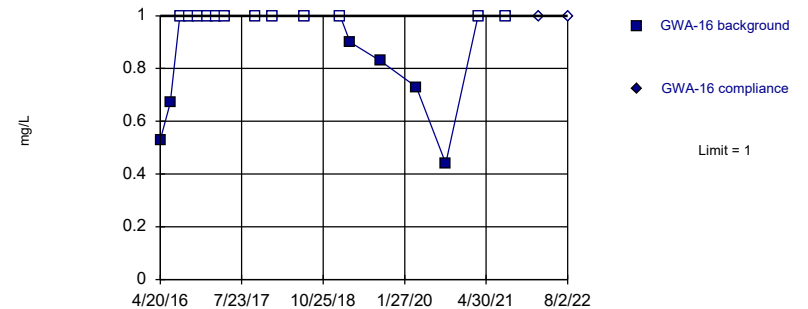
Non-parametric test used in lieu of parametric prediction limit because censored data exceeded 50%. Limit is highest of 18 background values. 55.56% NDs. Well-constituent pair annual alpha = 0.01072. Individual comparison alpha = 0.005373 (1 of 2).

Constituent: Sulfate Analysis Run 10/28/2022 5:05 PM View: PL's Intra - App III
Plant McIntosh Client: Southern Company Data: McIntosh LF4 CCR

Within Limit

Prediction Limit

Intrawell Non-parametric



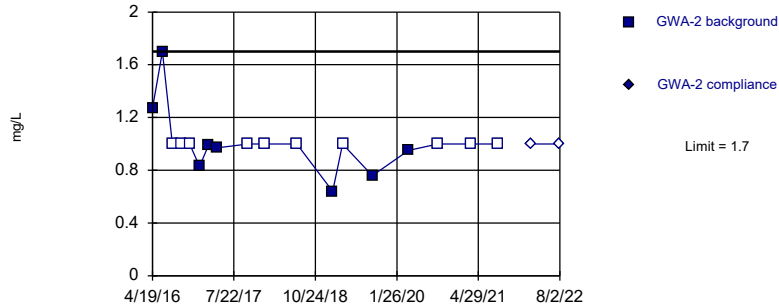
Non-parametric test used in lieu of parametric prediction limit because censored data exceeded 50%. Limit is highest of 18 background values. 66.67% NDs. Well-constituent pair annual alpha = 0.01072. Individual comparison alpha = 0.005373 (1 of 2).

Constituent: Sulfate Analysis Run 10/28/2022 5:05 PM View: PL's Intra - App III
Plant McIntosh Client: Southern Company Data: McIntosh LF4 CCR

Within Limit

Prediction Limit

Intrawell Non-parametric



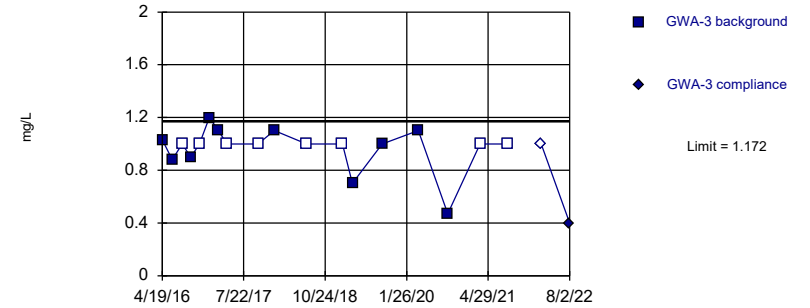
Non-parametric test used in lieu of parametric prediction limit because censored data exceeded 50%. Limit is highest of 18 background values. 55.56% NDs. Well-constituent pair annual alpha = 0.01072. Individual comparison alpha = 0.005373 (1 of 2).

Constituent: Sulfate Analysis Run 10/28/2022 5:05 PM View: PL's Intra - App III
Plant McIntosh Client: Southern Company Data: McIntosh LF4 CCR

Within Limit

Prediction Limit

Intrawell Parametric



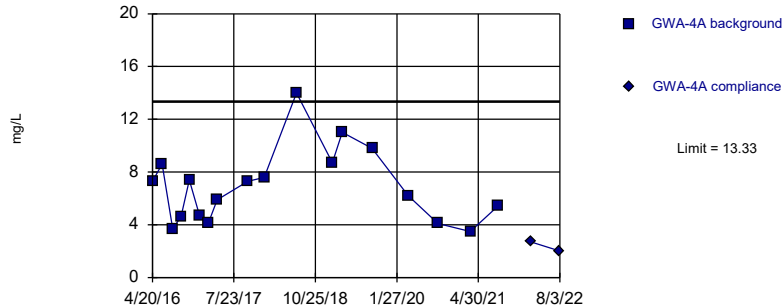
Background Data Summary (based on cube transformation) (after Kaplan-Meier Adjustment): Mean=0.6226, Std. Dev.=0.4296, n=18, 44.44% NDs. Normality test: Shapiro Wilk @alpha = 0.01, calculated = 0.8848, critical = 0.858. Kappa = 2.296 (c=7, w=9, 1 of 2, event alpha = 0.05132). Report alpha = 0.0008358.

Constituent: Sulfate Analysis Run 10/28/2022 5:05 PM View: PL's Intra - App III
Plant McIntosh Client: Southern Company Data: McIntosh LF4 CCR

Within Limit

Prediction Limit

Intrawell Parametric



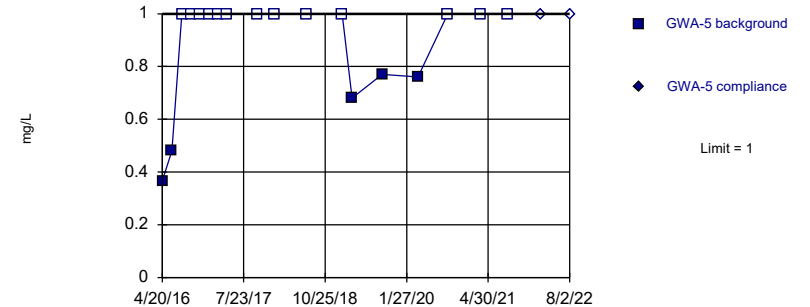
Background Data Summary: Mean=6.884, Std. Dev.=2.809, n=18. Normality test: Shapiro Wilk @alpha = 0.01, calculated = 0.9232, critical = 0.858. Kappa = 2.296 (c=7, w=9, 1 of 2, event alpha = 0.05132). Report alpha = 0.0008358.

Constituent: Sulfate Analysis Run 10/28/2022 5:05 PM View: PL's Intra - App III
Plant McIntosh Client: Southern Company Data: McIntosh LF4 CCR

Within Limit

Prediction Limit

Intrawell Non-parametric

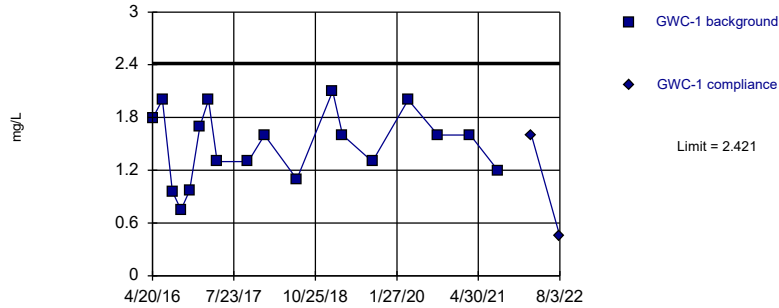


Non-parametric test used in lieu of parametric prediction limit because censored data exceeded 50%. Limit is highest of 18 background values. 72.22% NDs. Well-constituent pair annual alpha = 0.01072. Individual comparison alpha = 0.005373 (1 of 2).

Constituent: Sulfate Analysis Run 10/28/2022 5:05 PM View: PL's Intra - App III
Plant McIntosh Client: Southern Company Data: McIntosh LF4 CCR

Within Limit

Prediction Limit
Intrawell Parametric

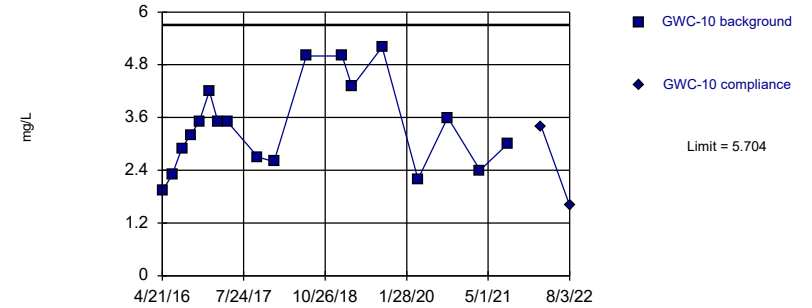


Background Data Summary: Mean=1.493, Std. Dev.=0.4043, n=18. Normality test: Shapiro Wilk @alpha = 0.01, calculated = 0.9503, critical = 0.858. Kappa = 2.296 (c=7, w=9, 1 of 2, event alpha = 0.05132). Report alpha = 0.0008358.

Constituent: Sulfate Analysis Run 10/28/2022 5:05 PM View: PL's Intra - App III
Plant McIntosh Client: Southern Company Data: McIntosh LF4 CCR

Within Limit

Prediction Limit
Intrawell Parametric

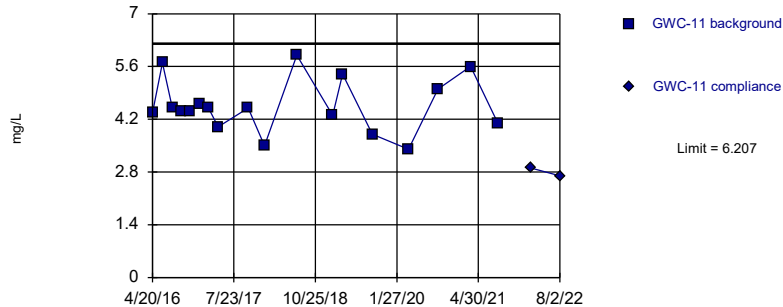


Background Data Summary: Mean=3.391, Std. Dev.=1.008, n=18. Normality test: Shapiro Wilk @alpha = 0.01, calculated = 0.9379, critical = 0.858. Kappa = 2.296 (c=7, w=9, 1 of 2, event alpha = 0.05132). Report alpha = 0.0008358.

Constituent: Sulfate Analysis Run 10/28/2022 5:05 PM View: PL's Intra - App III
Plant McIntosh Client: Southern Company Data: McIntosh LF4 CCR

Within Limit

Prediction Limit
Intrawell Parametric

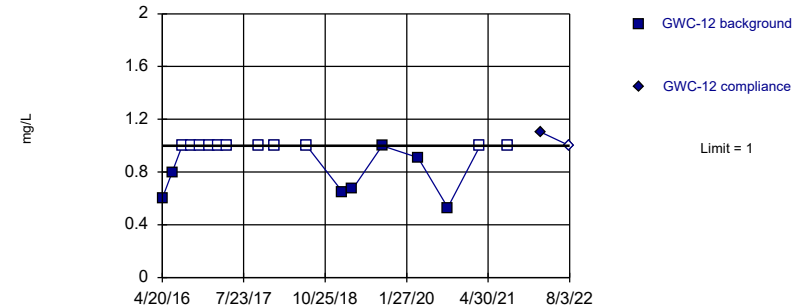


Background Data Summary: Mean=4.554, Std. Dev.=0.7201, n=18. Normality test: Shapiro Wilk @alpha = 0.01, calculated = 0.9388, critical = 0.858. Kappa = 2.296 (c=7, w=9, 1 of 2, event alpha = 0.05132). Report alpha = 0.0008358.

Constituent: Sulfate Analysis Run 10/28/2022 5:05 PM View: PL's Intra - App III
Plant McIntosh Client: Southern Company Data: McIntosh LF4 CCR

Within Limit

Prediction Limit
Intrawell Non-parametric

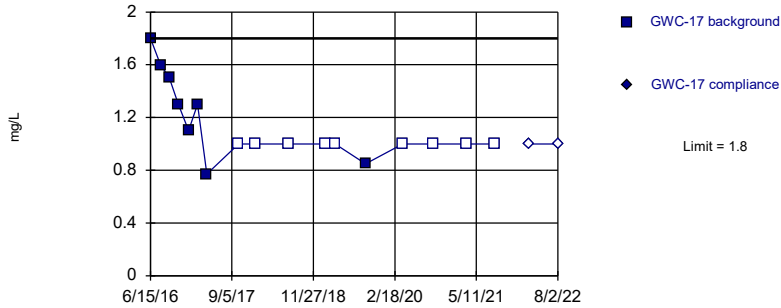


Non-parametric test used in lieu of parametric prediction limit because censored data exceeded 50%. Limit is highest of 18 background values. 61.11% NDs. Well-constituent pair annual alpha = 0.01072. Individual comparison alpha = 0.005373 (1 of 2).

Constituent: Sulfate Analysis Run 10/28/2022 5:05 PM View: PL's Intra - App III
Plant McIntosh Client: Southern Company Data: McIntosh LF4 CCR

Within Limit

Prediction Limit
 Intrawell Non-parametric

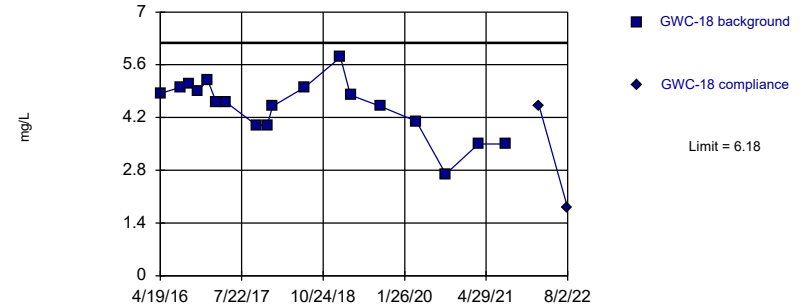


Non-parametric test used in lieu of parametric prediction limit because censored data exceeded 50%. Limit is highest of 17 background values. 52.94% NDs. Well-constituent pair annual alpha = 0.01179. Individual comparison alpha = 0.005914 (1 of 2).

Constituent: Sulfate Analysis Run 10/28/2022 5:05 PM View: PL's Intra - App III
 Plant McIntosh Client: Southern Company Data: McIntosh LF4 CCR

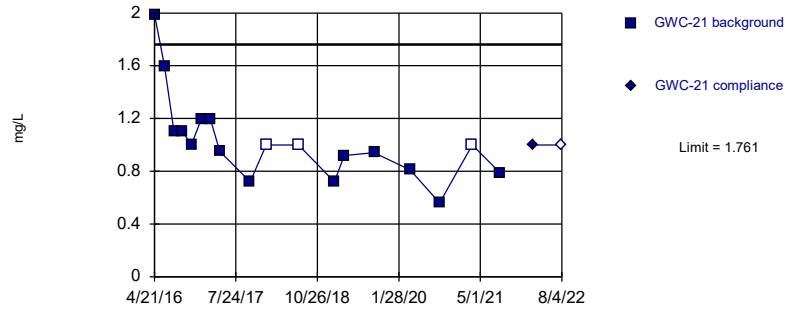
Within Limit

Prediction Limit
 Intrawell Parametric



Within Limit

Prediction Limit
 Intrawell Parametric

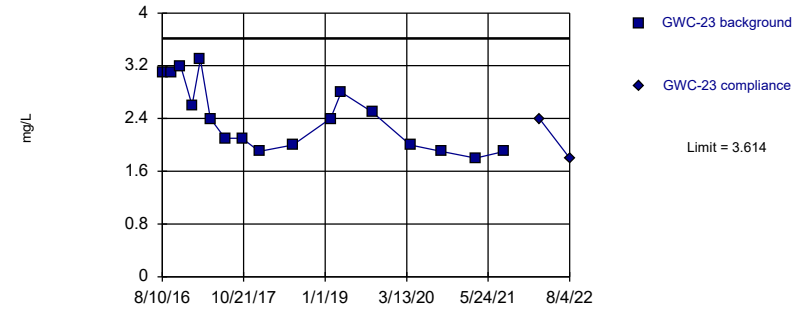


Background Data Summary (after Kaplan-Meier Adjustment): Mean=0.9549, Std. Dev.=0.3511, n=18, 16.67% NDs. Normality test: Shapiro Wilk @alpha = 0.01, calculated = 0.8598, critical = 0.858. Kappa = 2.296 (c=7, w=9, 1 of 2, event alpha = 0.05132). Report alpha = 0.0008358.

Constituent: Sulfate Analysis Run 10/28/2022 5:05 PM View: PL's Intra - App III
 Plant McIntosh Client: Southern Company Data: McIntosh LF4 CCR

Within Limit

Prediction Limit
 Intrawell Parametric

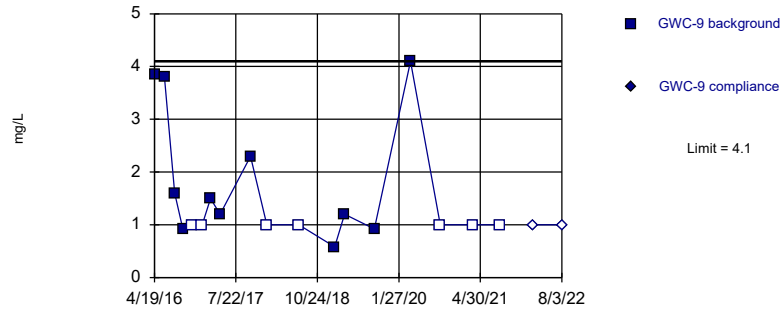


Background Data Summary: Mean=2.418, Std. Dev.=0.5151, n=17. Normality test: Shapiro Wilk @alpha = 0.01, calculated = 0.8887, critical = 0.851. Kappa = 2.323 (c=7, w=9, 1 of 2, event alpha = 0.05132). Report alpha = 0.0008358.

Constituent: Sulfate Analysis Run 10/28/2022 5:05 PM View: PL's Intra - App III
 Plant McIntosh Client: Southern Company Data: McIntosh LF4 CCR

Within Limit

Prediction Limit
 Intrawell Non-parametric



Non-parametric test used in lieu of parametric prediction limit because the Shapiro Wilk normality test showed the data to be non-normal at the 0.01 alpha level. Limit is highest of 18 background values. 38.89% NDs. Well-constituent pair annual alpha = 0.01072. Individual comparison alpha = 0.005373 (1 of 2).

Constituent: Sulfate Analysis Run 10/28/2022 5:05 PM View: PL's Intra - App III
 Plant McIntosh Client: Southern Company Data: McIntosh LF4 CCR

Intrawell Prediction Limit (Appendix III) - All Results (No Significant)

Plant McIntosh Client: Southern Company Data: McIntosh LF4 CCR Printed 10/28/2022, 5:11 PM

Constituent	Well	Upper Lim.	Lower Lim.	Date	Observ.	Sig.	Bg N	%NDs	Transform	Alpha	Method
Sulfate (mg/L)	GWA-13	1.4	n/a	8/2/2022	1ND	No	18	61.11	n/a	0.005373	NP Intra (NDs) 1 of 2
Sulfate (mg/L)	GWA-14	2.481	n/a	8/2/2022	1ND	No	16	31.25	sqrt(x)	0.0008358	Param Intra 1 of 2
Sulfate (mg/L)	GWA-15	1.2	n/a	8/2/2022	1ND	No	18	55.56	n/a	0.005373	NP Intra (NDs) 1 of 2
Sulfate (mg/L)	GWA-16	1	n/a	8/2/2022	1ND	No	18	66.67	n/a	0.005373	NP Intra (NDs) 1 of 2
Sulfate (mg/L)	GWA-2	1.7	n/a	8/2/2022	1ND	No	18	55.56	n/a	0.005373	NP Intra (NDs) 1 of 2
Sulfate (mg/L)	GWA-3	1.172	n/a	8/2/2022	0.4J	No	18	44.44	x^3	0.0008358	Param Intra 1 of 2
Sulfate (mg/L)	GWA-4A	13.33	n/a	8/3/2022	2	No	18	0	No	0.0008358	Param Intra 1 of 2
Sulfate (mg/L)	GWA-5	1	n/a	8/2/2022	1ND	No	18	72.22	n/a	0.005373	NP Intra (NDs) 1 of 2
Sulfate (mg/L)	GWC-1	2.421	n/a	8/3/2022	0.45J	No	18	0	No	0.0008358	Param Intra 1 of 2
Sulfate (mg/L)	GWC-10	5.704	n/a	8/3/2022	1.6	No	18	0	No	0.0008358	Param Intra 1 of 2
Sulfate (mg/L)	GWC-11	6.207	n/a	8/2/2022	2.7	No	18	0	No	0.0008358	Param Intra 1 of 2
Sulfate (mg/L)	GWC-12	1	n/a	8/3/2022	1ND	No	18	61.11	n/a	0.005373	NP Intra (NDs) 1 of 2
Sulfate (mg/L)	GWC-17	1.8	n/a	8/2/2022	1ND	No	17	52.94	n/a	0.005914	NP Intra (NDs) 1 of 2
Sulfate (mg/L)	GWC-18	6.18	n/a	8/2/2022	1.8	No	18	0	No	0.0008358	Param Intra 1 of 2
Sulfate (mg/L)	GWC-19	2.906	n/a	8/3/2022	1.7	No	18	0	No	0.0008358	Param Intra 1 of 2
Sulfate (mg/L)	GWC-20	2.893	n/a	8/3/2022	0.5ND	No	16	0	No	0.0008358	Param Intra 1 of 2
Sulfate (mg/L)	GWC-21	1.761	n/a	8/4/2022	1ND	No	18	16.67	No	0.0008358	Param Intra 1 of 2
Sulfate (mg/L)	GWC-23	3.614	n/a	8/4/2022	1.8	No	17	0	No	0.0008358	Param Intra 1 of 2
Sulfate (mg/L)	GWC-9	4.1	n/a	8/3/2022	1ND	No	18	38.89	n/a	0.005373	NP Intra (normality) ...

Prediction Limit

Constituent: Sulfate (mg/L) Analysis Run 10/28/2022 5:11 PM View: PL's Intra - App III
Plant McIntosh Client: Southern Company Data: McIntosh LF4 CCR

	GWA-13	GWA-13
4/20/2016	0.496 (J)	
6/14/2016	0.62 (J)	
8/9/2016	<1	
9/27/2016	<1	
11/15/2016	<1	
1/12/2017	<1	
2/28/2017	<1	
4/20/2017	<1	
10/11/2017	<1	
1/10/2018	<1	
7/11/2018	<1	
1/29/2019	1.2	
3/26/2019	0.63	
9/10/2019	0.93 (J)	
3/31/2020	1.4	
9/15/2020	0.38 (J)	
3/16/2021	<1	
8/18/2021	<1	
2/22/2022		<1
8/2/2022		<1

Prediction Limit

Constituent: Sulfate (mg/L) Analysis Run 10/28/2022 5:11 PM View: PL's Intra - App III
Plant McIntosh Client: Southern Company Data: McIntosh LF4 CCR

	GWA-14	GWA-14
4/20/2016	5.85	
6/14/2016	4.6	
8/9/2016	2.7	
9/27/2016	2	
11/15/2016	1.5	
1/11/2017	1.4	
2/28/2017	1.1	
4/20/2017	0.82 (J)	
10/11/2017	<1	
1/11/2018	<1	
7/11/2018	<1	
1/29/2019	0.52 (J)	
3/26/2019	0.92	
9/10/2019	0.83 (J)	
4/1/2020	0.67 (J)	
9/15/2020	1.1	
3/16/2021	<1	
8/17/2021	<1	
2/22/2022		<1
8/2/2022		<1

Prediction Limit

Constituent: Sulfate (mg/L) Analysis Run 10/28/2022 5:11 PM View: PL's Intra - App III
Plant McIntosh Client: Southern Company Data: McIntosh LF4 CCR

	GWA-15	GWA-15
4/21/2016	0.503 (J)	
6/15/2016	0.62 (J)	
8/9/2016	<1	
9/27/2016	<1	
11/15/2016	<1	
1/11/2017	<1	
2/28/2017	<1	
4/20/2017	<1	
10/11/2017	<1	
1/11/2018	<1	
7/11/2018	<1	
1/29/2019	0.43 (J)	
3/26/2019	0.79	
9/11/2019	1.2	
4/1/2020	0.49 (J)	
9/15/2020	0.44 (J)	
3/17/2021	<1	
8/19/2021	0.8 (J)	
2/22/2022		<1
8/2/2022		<1

Prediction Limit

Constituent: Sulfate (mg/L) Analysis Run 10/28/2022 5:11 PM View: PL's Intra - App III
Plant McIntosh Client: Southern Company Data: McIntosh LF4 CCR

	GWA-16	GWA-16
4/20/2016	0.53 (J)	
6/15/2016	0.67 (J)	
8/9/2016	<1	
9/27/2016	<1	
11/15/2016	<1	
1/11/2017	<1	
3/1/2017	<1	
4/20/2017	<1	
10/11/2017	<1	
1/11/2018	<1	
7/11/2018	<1	
1/29/2019	<1	
3/26/2019	0.9	
9/10/2019	0.83 (J)	
4/1/2020	0.73 (J)	
9/15/2020	0.44 (J)	
3/16/2021	<1	
8/17/2021	<1	
2/22/2022		<1
8/2/2022		<1

Prediction Limit

Constituent: Sulfate (mg/L) Analysis Run 10/28/2022 5:11 PM View: PL's Intra - App III
Plant McIntosh Client: Southern Company Data: McIntosh LF4 CCR

	GWA-2	GWA-2
4/19/2016	1.27	
6/14/2016	1.7	
8/9/2016	<1	
9/26/2016	<1	
11/15/2016	<1	
1/10/2017	0.83 (J)	
2/28/2017	0.99 (J)	
4/19/2017	0.97 (J)	
10/10/2017	<1	
1/10/2018	<1	
7/11/2018	<1	
1/29/2019	0.64 (J)	
3/27/2019	<1	
9/11/2019	0.76 (J)	
4/1/2020	0.95 (J)	
9/15/2020	<1	
3/16/2021	<1	
8/17/2021	<1	
2/22/2022		<1
8/2/2022		<1

Prediction Limit

Constituent: Sulfate (mg/L) Analysis Run 10/28/2022 5:11 PM View: PL's Intra - App III
Plant McIntosh Client: Southern Company Data: McIntosh LF4 CCR

	GWA-3	GWA-3
4/19/2016	1.03	
6/14/2016	0.88 (J)	
8/9/2016	<1	
9/27/2016	0.9 (J)	
11/14/2016	<1	
1/10/2017	1.2	
2/28/2017	1.1	
4/19/2017	<1	
10/11/2017	<1	
1/10/2018	1.1	
7/11/2018	<1	
1/29/2019	<1	
3/27/2019	0.7	
9/11/2019	1	
4/1/2020	1.1	
9/15/2020	0.47 (J)	
3/16/2021	<1	
8/17/2021	<1	
2/22/2022		<1
8/2/2022		0.4 (J)

Prediction Limit

Constituent: Sulfate (mg/L) Analysis Run 10/28/2022 5:11 PM View: PL's Intra - App III
Plant McIntosh Client: Southern Company Data: McIntosh LF4 CCR

	GWA-4A	GWA-4A
4/20/2016	7.31	
6/14/2016	8.6	
8/11/2016	3.7	
9/27/2016	4.6	
11/14/2016	7.4	
1/10/2017	4.7	
2/28/2017	4.1	
4/20/2017	5.9	
10/10/2017	7.3	
1/10/2018	7.6	
7/11/2018	14	
1/29/2019	8.7	
3/26/2019	11	
9/10/2019	9.8	
3/31/2020	6.2	
9/16/2020	4.1	
3/17/2021	3.5	
8/19/2021	5.4	
2/23/2022		2.7
8/3/2022		2

Prediction Limit

Constituent: Sulfate (mg/L) Analysis Run 10/28/2022 5:11 PM View: PL's Intra - App III
Plant McIntosh Client: Southern Company Data: McIntosh LF4 CCR

	GWA-5	GWA-5
4/20/2016	0.367 (J)	
6/14/2016	0.48 (J)	
8/9/2016	<1	
9/27/2016	<1	
11/15/2016	<1	
1/11/2017	<1	
2/28/2017	<1	
4/20/2017	<1	
10/11/2017	<1	
1/10/2018	<1	
7/11/2018	<1	
1/29/2019	<1	
3/26/2019	0.68	
9/10/2019	0.77 (J)	
3/31/2020	0.76 (J)	
9/15/2020	<1	
3/17/2021	<1	
8/19/2021	<1	
2/22/2022		<1
8/2/2022		<1

Prediction Limit

Constituent: Sulfate (mg/L) Analysis Run 10/28/2022 5:11 PM View: PL's Intra - App III
Plant McIntosh Client: Southern Company Data: McIntosh LF4 CCR

	GWC-1	GWC-1
4/20/2016	1.79	
6/15/2016	2	
8/10/2016	0.96 (J)	
9/27/2016	0.75 (J)	
11/15/2016	0.97 (J)	
1/12/2017	1.7	
3/1/2017	2	
4/20/2017	1.3	
10/11/2017	1.3	
1/11/2018	1.6	
7/12/2018	1.1	
1/30/2019	2.1	
3/27/2019	1.6	
9/11/2019	1.3	
4/1/2020	2	
9/15/2020	1.6	
3/16/2021	1.6	
8/18/2021	1.2	
2/23/2022		1.6
8/3/2022		0.45 (J)

Prediction Limit

Constituent: Sulfate (mg/L) Analysis Run 10/28/2022 5:11 PM View: PL's Intra - App III
Plant McIntosh Client: Southern Company Data: McIntosh LF4 CCR

	GWC-10	GWC-10
4/21/2016	1.93	
6/16/2016	2.3	
8/10/2016	2.9	
9/27/2016	3.2	
11/15/2016	3.5	
1/12/2017	4.2	
3/1/2017	3.5	
4/24/2017	3.5	
10/12/2017	2.7	
1/11/2018	2.6	
7/12/2018	5	
1/30/2019	5	
3/27/2019	4.3	
9/11/2019	5.2	
4/1/2020	2.2	
9/15/2020	3.6	
3/16/2021	2.4	
8/18/2021	3	
2/23/2022		3.4
8/3/2022		1.6

Prediction Limit

Constituent: Sulfate (mg/L) Analysis Run 10/28/2022 5:11 PM View: PL's Intra - App III
Plant McIntosh Client: Southern Company Data: McIntosh LF4 CCR

	GWC-11	GWC-11
4/20/2016	4.37	
6/15/2016	5.7	
8/10/2016	4.5	
9/27/2016	4.4	
11/15/2016	4.4	
1/12/2017	4.6	
3/1/2017	4.5	
4/24/2017	4	
10/11/2017	4.5	
1/11/2018	3.5	
7/12/2018	5.9	
1/30/2019	4.3	
3/27/2019	5.4	
9/11/2019	3.8	
4/2/2020	3.4	
9/15/2020	5	
3/17/2021	5.6	
8/18/2021	4.1	
2/23/2022		2.9
8/2/2022		2.7

Prediction Limit

Constituent: Sulfate (mg/L) Analysis Run 10/28/2022 5:11 PM View: PL's Intra - App III
Plant McIntosh Client: Southern Company Data: McIntosh LF4 CCR

	GWC-12	GWC-12
4/20/2016	0.601 (J)	
6/15/2016	0.8 (J)	
8/10/2016	<1	
9/27/2016	<1	
11/15/2016	<1	
1/12/2017	<1	
3/1/2017	<1	
4/20/2017	<1	
10/12/2017	<1	
1/11/2018	<1	
7/12/2018	<1	
1/30/2019	0.65 (J)	
3/27/2019	0.67	
9/11/2019	1	
4/1/2020	0.91 (J)	
9/16/2020	0.53 (J)	
3/16/2021	<1	
8/18/2021	<1	
2/23/2022		1.1
8/3/2022		<1

Prediction Limit

Constituent: Sulfate (mg/L) Analysis Run 10/28/2022 5:11 PM View: PL's Intra - App III
Plant McIntosh Client: Southern Company Data: McIntosh LF4 CCR

	GWC-17	GWC-17
4/20/2016	2.93	
6/15/2016	1.8	
8/9/2016	1.6	
9/27/2016	1.5	
11/15/2016	1.3	
1/11/2017	1.1	
3/1/2017	1.3	
4/20/2017	0.77 (J)	
10/11/2017	<1	
1/11/2018	<1	
7/11/2018	<1	
1/29/2019	<1	
3/27/2019	<1	
9/11/2019	0.85 (J)	
4/1/2020	<1	
9/15/2020	<1	
3/16/2021	<1	
8/19/2021	<1	
2/22/2022		<1
8/2/2022		<1

Prediction Limit

Constituent: Sulfate (mg/L) Analysis Run 10/28/2022 5:11 PM View: PL's Intra - App III
Plant McIntosh Client: Southern Company Data: McIntosh LF4 CCR

	GWC-18	GWC-18
4/19/2016	4.84	
6/16/2016	9 (O)	
8/11/2016	5	
9/28/2016	5.1	
11/16/2016	4.9	
1/11/2017	5.2	
3/1/2017	4.6	
4/25/2017	4.6	
10/12/2017	4	
12/13/2017	4	
1/12/2018	4.5	
7/11/2018	5	
1/30/2019	5.8	
3/27/2019	4.8	
9/11/2019	4.5	
4/1/2020	4.1	
9/15/2020	2.7	
3/17/2021	3.5	
8/19/2021	3.5	
2/23/2022		4.5
8/2/2022		1.8

Prediction Limit

Constituent: Sulfate (mg/L) Analysis Run 10/28/2022 5:11 PM View: PL's Intra - App III
Plant McIntosh Client: Southern Company Data: McIntosh LF4 CCR

	GWC-19	GWC-19
4/19/2016	2.21	
6/16/2016	2.5	
8/10/2016	2.7	
9/28/2016	2.5	
11/15/2016	2.2	
1/16/2017	2.1	
3/1/2017	1.9	
4/25/2017	1.6	
10/12/2017	1.7	
1/12/2018	1.5	
7/11/2018	1.4	
1/29/2019	1.4	
3/27/2019	1.6	
9/11/2019	1.8	
4/1/2020	2.1	
9/16/2020	1.6	
3/16/2021	1.9	
8/19/2021	2.5	
2/23/2022		3.1
8/3/2022		1.7

Prediction Limit

Constituent: Sulfate (mg/L) Analysis Run 10/28/2022 5:11 PM View: PL's Intra - App III
Plant McIntosh Client: Southern Company Data: McIntosh LF4 CCR

	GWC-20	GWC-20
4/21/2016	5.25	
6/16/2016	3.9	
8/10/2016	2.8	
9/27/2016	2.6	
11/15/2016	1.9	
1/13/2017	1.8	
3/1/2017	1.7	
4/25/2017	1.3	
10/12/2017	1.1	
1/12/2018	0.86 (J)	
7/11/2018	0.9 (J)	
1/29/2019	1.3	
3/27/2019	1.7	
9/11/2019	0.97 (J)	
4/1/2020	1.6	
9/15/2020	0.67 (J)	
3/16/2021	0.98 (J)	
8/19/2021	1.3	
2/22/2022		1.4
8/3/2022		<1

Prediction Limit

Constituent: Sulfate (mg/L) Analysis Run 10/28/2022 5:11 PM View: PL's Intra - App III
Plant McIntosh Client: Southern Company Data: McIntosh LF4 CCR

	GWC-21	GWC-21
4/21/2016	1.99	
6/16/2016	1.6	
8/10/2016	1.1	
9/27/2016	1.1	
11/15/2016	1	
1/12/2017	1.2	
3/1/2017	1.2	
4/24/2017	0.95 (J)	
10/12/2017	0.72 (J)	
1/11/2018	<1	
7/11/2018	<1	
1/30/2019	0.72 (J)	
3/27/2019	0.92	
9/11/2019	0.94 (J)	
4/1/2020	0.81 (J)	
9/15/2020	0.56 (J)	
3/17/2021	<1	
8/19/2021	0.79 (J)	
2/23/2022		1
8/4/2022		<1

Prediction Limit

Constituent: Sulfate (mg/L) Analysis Run 10/28/2022 5:11 PM View: PL's Intra - App III
Plant McIntosh Client: Southern Company Data: McIntosh LF4 CCR

	GWC-23	GWC-23
6/16/2016	9.2 (o)	
8/10/2016	3.1	
9/28/2016	3.1	
11/16/2016	3.2	
1/17/2017	2.6	
3/2/2017	3.3	
4/25/2017	2.4	
7/13/2017	2.1	
10/12/2017	2.1	
1/12/2018	1.9	
7/12/2018	2	
1/30/2019	2.4	
3/27/2019	2.8	
9/11/2019	2.5	
4/1/2020	2	
9/15/2020	1.9	
3/17/2021	1.8	
8/19/2021	1.9	
2/23/2022		2.4
8/4/2022		1.8

Prediction Limit

Constituent: Sulfate (mg/L) Analysis Run 10/28/2022 5:11 PM View: PL's Intra - App III
Plant McIntosh Client: Southern Company Data: McIntosh LF4 CCR

	GWC-9	GWC-9
4/19/2016	3.84	
6/15/2016	3.8	
8/10/2016	1.6	
9/27/2016	0.91 (J)	
11/15/2016	<1	
1/13/2017	<1	
3/1/2017	1.5	
4/24/2017	1.2	
10/12/2017	2.3	
1/12/2018	<1	
7/12/2018	<1	
1/30/2019	0.58 (J)	
3/27/2019	1.2	
9/11/2019	0.92 (J)	
4/1/2020	4.1	
9/16/2020	<1	
3/17/2021	<1	
8/19/2021	<1	
2/23/2022		<1
8/3/2022		<1

FIGURE H.

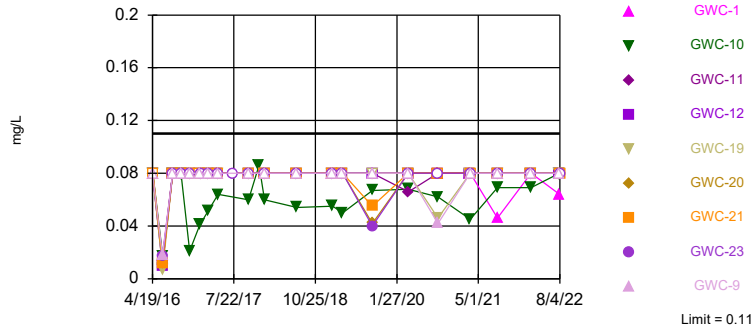
Interwell Prediction Limit (Appendix III) - All Results (No Significant)

Plant McIntosh Client: Southern Company Data: McIntosh LF4 CCR Printed 10/31/2022, 12:26 PM

Constituent	Well	Upper Lim.	Lower Lim.	Date	Observ.	Sig.	Bg N	%NDs	ND Adj.	Transform	Alpha	Method
Boron (mg/L)	GWC-1	0.11	n/a	8/3/2022	0.064J	No	200	88	n/a	n/a	0.00004916	NP Inter (NDs) 1 of 2
Boron (mg/L)	GWC-10	0.11	n/a	8/3/2022	0.08ND	No	200	88	n/a	n/a	0.00004916	NP Inter (NDs) 1 of 2
Boron (mg/L)	GWC-11	0.11	n/a	8/2/2022	0.08ND	No	200	88	n/a	n/a	0.00004916	NP Inter (NDs) 1 of 2
Boron (mg/L)	GWC-12	0.11	n/a	8/3/2022	0.08ND	No	200	88	n/a	n/a	0.00004916	NP Inter (NDs) 1 of 2
Boron (mg/L)	GWC-19	0.11	n/a	8/3/2022	0.08ND	No	200	88	n/a	n/a	0.00004916	NP Inter (NDs) 1 of 2
Boron (mg/L)	GWC-20	0.11	n/a	8/3/2022	0.08ND	No	200	88	n/a	n/a	0.00004916	NP Inter (NDs) 1 of 2
Boron (mg/L)	GWC-21	0.11	n/a	8/4/2022	0.08ND	No	200	88	n/a	n/a	0.00004916	NP Inter (NDs) 1 of 2
Boron (mg/L)	GWC-23	0.11	n/a	8/4/2022	0.08ND	No	200	88	n/a	n/a	0.00004916	NP Inter (NDs) 1 of 2
Boron (mg/L)	GWC-9	0.11	n/a	8/3/2022	0.08ND	No	200	88	n/a	n/a	0.00004916	NP Inter (NDs) 1 of 2
Calcium (mg/L)	GWC-1	33.2	n/a	8/3/2022	2.6	No	201	0	n/a	n/a	0.00004916	NP Inter (normality) 1 of 2
Calcium (mg/L)	GWC-10	33.2	n/a	8/3/2022	21	No	201	0	n/a	n/a	0.00004916	NP Inter (normality) 1 of 2
Calcium (mg/L)	GWC-11	33.2	n/a	8/2/2022	9.6	No	201	0	n/a	n/a	0.00004916	NP Inter (normality) 1 of 2
Calcium (mg/L)	GWC-12	33.2	n/a	8/3/2022	0.82	No	201	0	n/a	n/a	0.00004916	NP Inter (normality) 1 of 2
Calcium (mg/L)	GWC-19	33.2	n/a	8/3/2022	6.5	No	201	0	n/a	n/a	0.00004916	NP Inter (normality) 1 of 2
Calcium (mg/L)	GWC-20	33.2	n/a	8/3/2022	1.4	No	201	0	n/a	n/a	0.00004916	NP Inter (normality) 1 of 2
Calcium (mg/L)	GWC-21	33.2	n/a	8/4/2022	1.1	No	201	0	n/a	n/a	0.00004916	NP Inter (normality) 1 of 2
Calcium (mg/L)	GWC-23	33.2	n/a	8/4/2022	0.51	No	201	0	n/a	n/a	0.00004916	NP Inter (normality) 1 of 2
Calcium (mg/L)	GWC-9	33.2	n/a	8/3/2022	2.8	No	201	0	n/a	n/a	0.00004916	NP Inter (normality) 1 of 2
Chloride (mg/L)	GWC-1	9.4	n/a	8/3/2022	5.5	No	199	0	n/a	n/a	0.00004973	NP Inter (normality) 1 of 2
Chloride (mg/L)	GWC-10	9.4	n/a	8/3/2022	6.4	No	199	0	n/a	n/a	0.00004973	NP Inter (normality) 1 of 2
Chloride (mg/L)	GWC-11	9.4	n/a	8/2/2022	4.6	No	199	0	n/a	n/a	0.00004973	NP Inter (normality) 1 of 2
Chloride (mg/L)	GWC-12	9.4	n/a	8/3/2022	3.9	No	199	0	n/a	n/a	0.00004973	NP Inter (normality) 1 of 2
Chloride (mg/L)	GWC-19	9.4	n/a	8/3/2022	5.9	No	199	0	n/a	n/a	0.00004973	NP Inter (normality) 1 of 2
Chloride (mg/L)	GWC-20	9.4	n/a	8/3/2022	7.3	No	199	0	n/a	n/a	0.00004973	NP Inter (normality) 1 of 2
Chloride (mg/L)	GWC-21	9.4	n/a	8/4/2022	6.7	No	199	0	n/a	n/a	0.00004973	NP Inter (normality) 1 of 2
Chloride (mg/L)	GWC-23	9.4	n/a	8/4/2022	5.5	No	199	0	n/a	n/a	0.00004973	NP Inter (normality) 1 of 2
Chloride (mg/L)	GWC-9	9.4	n/a	8/3/2022	8.6	No	199	0	n/a	n/a	0.00004973	NP Inter (normality) 1 of 2
Fluoride (mg/L)	GWC-1	0.74	n/a	8/3/2022	0.1ND	No	201	64.18	n/a	n/a	0.00004916	NP Inter (NDs) 1 of 2
Fluoride (mg/L)	GWC-10	0.74	n/a	8/3/2022	0.098J	No	201	64.18	n/a	n/a	0.00004916	NP Inter (NDs) 1 of 2
Fluoride (mg/L)	GWC-11	0.74	n/a	8/2/2022	0.28	No	201	64.18	n/a	n/a	0.00004916	NP Inter (NDs) 1 of 2
Fluoride (mg/L)	GWC-12	0.74	n/a	8/3/2022	0.1ND	No	201	64.18	n/a	n/a	0.00004916	NP Inter (NDs) 1 of 2
Fluoride (mg/L)	GWC-19	0.74	n/a	8/3/2022	0.096J	No	201	64.18	n/a	n/a	0.00004916	NP Inter (NDs) 1 of 2
Fluoride (mg/L)	GWC-20	0.74	n/a	8/3/2022	0.052J	No	201	64.18	n/a	n/a	0.00004916	NP Inter (NDs) 1 of 2
Fluoride (mg/L)	GWC-21	0.74	n/a	8/4/2022	0.1ND	No	201	64.18	n/a	n/a	0.00004916	NP Inter (NDs) 1 of 2
Fluoride (mg/L)	GWC-23	0.74	n/a	8/4/2022	0.1ND	No	201	64.18	n/a	n/a	0.00004916	NP Inter (NDs) 1 of 2
Fluoride (mg/L)	GWC-9	0.74	n/a	8/3/2022	0.059J	No	201	64.18	n/a	n/a	0.00004916	NP Inter (NDs) 1 of 2
pH (S.U.)	GWC-1	7.1	4.21	8/3/2022	4.83	No	220	0	n/a	n/a	0.00009831	NP Inter (normality) 1 of 2
pH (S.U.)	GWC-10	7.1	4.21	8/3/2022	6.34	No	220	0	n/a	n/a	0.00009831	NP Inter (normality) 1 of 2
pH (S.U.)	GWC-11	7.1	4.21	8/2/2022	6.4	No	220	0	n/a	n/a	0.00009831	NP Inter (normality) 1 of 2
pH (S.U.)	GWC-12	7.1	4.21	8/3/2022	4.98	No	220	0	n/a	n/a	0.00009831	NP Inter (normality) 1 of 2
pH (S.U.)	GWC-19	7.1	4.21	8/3/2022	5.62	No	220	0	n/a	n/a	0.00009831	NP Inter (normality) 1 of 2
pH (S.U.)	GWC-20	7.1	4.21	8/3/2022	4.98	No	220	0	n/a	n/a	0.00009831	NP Inter (normality) 1 of 2
pH (S.U.)	GWC-21	7.1	4.21	8/4/2022	4.83	No	220	0	n/a	n/a	0.00009831	NP Inter (normality) 1 of 2
pH (S.U.)	GWC-23	7.1	4.21	8/4/2022	5.12	No	220	0	n/a	n/a	0.00009831	NP Inter (normality) 1 of 2
pH (S.U.)	GWC-9	7.1	4.21	8/3/2022	5.29	No	220	0	n/a	n/a	0.00009831	NP Inter (normality) 1 of 2
Total Dissolved Solids (mg/L)	GWC-1	150	n/a	8/3/2022	33	No	200	11	n/a	n/a	0.00004916	NP Inter (normality) 1 of 2
Total Dissolved Solids (mg/L)	GWC-10	150	n/a	8/3/2022	130	No	200	11	n/a	n/a	0.00004916	NP Inter (normality) 1 of 2
Total Dissolved Solids (mg/L)	GWC-11	150	n/a	8/2/2022	35	No	200	11	n/a	n/a	0.00004916	NP Inter (normality) 1 of 2
Total Dissolved Solids (mg/L)	GWC-12	150	n/a	8/3/2022	25	No	200	11	n/a	n/a	0.00004916	NP Inter (normality) 1 of 2
Total Dissolved Solids (mg/L)	GWC-19	150	n/a	8/3/2022	50	No	200	11	n/a	n/a	0.00004916	NP Inter (normality) 1 of 2
Total Dissolved Solids (mg/L)	GWC-20	150	n/a	8/3/2022	35	No	200	11	n/a	n/a	0.00004916	NP Inter (normality) 1 of 2
Total Dissolved Solids (mg/L)	GWC-21	150	n/a	8/4/2022	26	No	200	11	n/a	n/a	0.00004916	NP Inter (normality) 1 of 2
Total Dissolved Solids (mg/L)	GWC-23	150	n/a	8/4/2022	33	No	200	11	n/a	n/a	0.00004916	NP Inter (normality) 1 of 2
Total Dissolved Solids (mg/L)	GWC-9	150	n/a	8/3/2022	42	No	200	11	n/a	n/a	0.00004916	NP Inter (normality) 1 of 2

Within Limit

Prediction Limit
Interwell Non-parametric

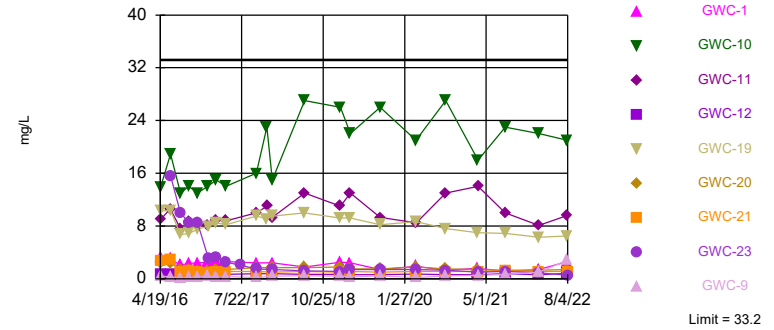


Non-parametric test used in lieu of parametric prediction limit because censored data exceeded 50%. Limit is highest of 200 background values. 88% NDs. Annual per-constituent alpha = 0.0008845. Individual comparison alpha = 0.00004916 (1 of 2). Comparing 9 points to limit.

Constituent: Boron Analysis Run 10/28/2022 5:12 PM View: PL's Interwell App III
Plant McIntosh Client: Southern Company Data: McIntosh LF4 CCR

Within Limit

Prediction Limit
Interwell Non-parametric

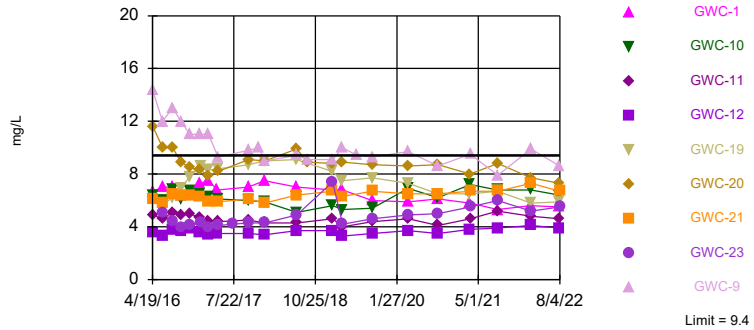


Non-parametric test used in lieu of parametric prediction limit because the Chi Squared normality test showed the data to be non-normal at the 0.01 alpha level. Limit is highest of 201 background values. Annual per-constituent alpha = 0.0008845. Individual comparison alpha = 0.00004916 (1 of 2). Comparing 9 points to limit.

Constituent: Calcium Analysis Run 10/28/2022 5:12 PM View: PL's Interwell App III
Plant McIntosh Client: Southern Company Data: McIntosh LF4 CCR

Within Limit

Prediction Limit
Interwell Non-parametric

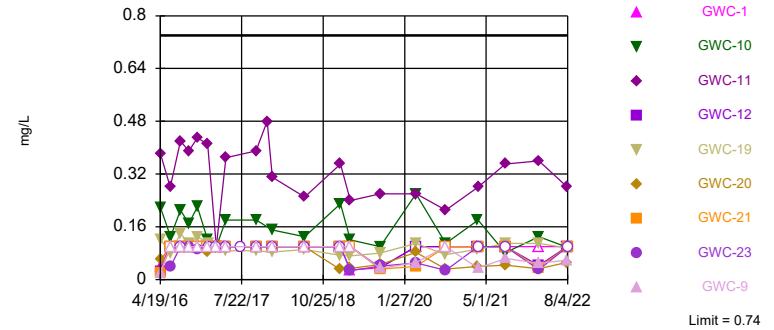


Non-parametric test used in lieu of parametric prediction limit because the Chi Squared normality test showed the data to be non-normal at the 0.01 alpha level. Limit is highest of 199 background values. Annual per-constituent alpha = 0.0008947. Individual comparison alpha = 0.00004973 (1 of 2). Comparing 9 points to limit.

Constituent: Chloride Analysis Run 10/28/2022 5:12 PM View: PL's Interwell App III
Plant McIntosh Client: Southern Company Data: McIntosh LF4 CCR

Within Limit

Prediction Limit
Interwell Non-parametric

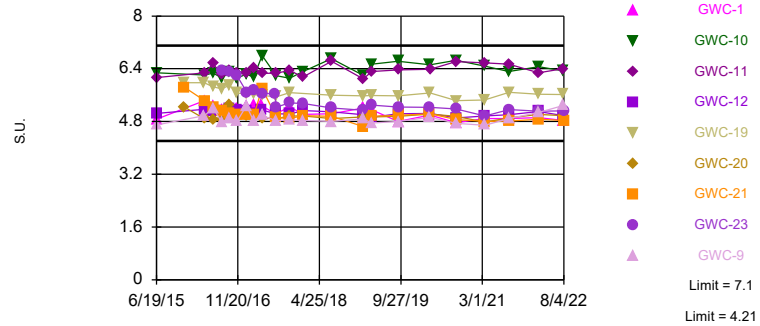


Non-parametric test used in lieu of parametric prediction limit because censored data exceeded 50%. Limit is highest of 201 background values. 64.18% NDs. Annual per-constituent alpha = 0.0008845. Individual comparison alpha = 0.00004916 (1 of 2). Comparing 9 points to limit.

Constituent: Fluoride Analysis Run 10/28/2022 5:12 PM View: PL's Interwell App III
Plant McIntosh Client: Southern Company Data: McIntosh LF4 CCR

Within Limits

Prediction Limit
Interwell Non-parametric



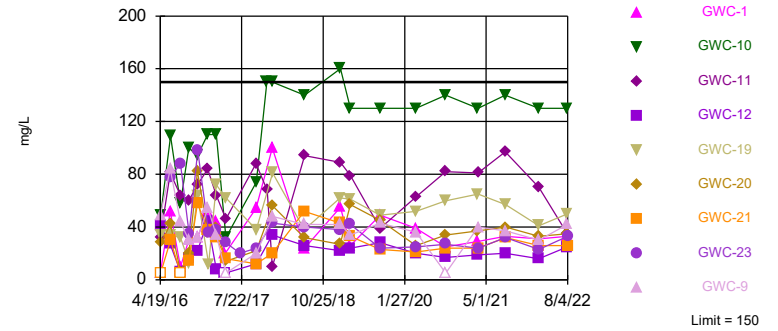
Non-parametric test used in lieu of parametric prediction limit because the Chi Squared normality test showed the data to be non-normal at the 0.01 alpha level. Limits are highest and lowest of 220 background values. Annual per-constituent alpha = 0.001769. Individual comparison alpha = 0.00009831 (1 of 2). Comparing 9 points to limit.

Constituent: pH Analysis Run 10/28/2022 5:12 PM View: PL's Interwell App III
Plant McIntosh Client: Southern Company Data: McIntosh LF4 CCR

Hollow symbols indicate censored values.

Within Limit

Prediction Limit
Interwell Non-parametric



Non-parametric test used in lieu of parametric prediction limit because the Chi Squared normality test showed the data to be non-normal at the 0.01 alpha level. Limit is highest of 200 background values. 11% NDs. Annual per-constituent alpha = 0.0008845. Individual comparison alpha = 0.00004916 (1 of 2). Comparing 9 points to limit.

Constituent: Total Dissolved Solids Analysis Run 10/28/2022 5:12 PM View: PL's Interwell App III
Plant McIntosh Client: Southern Company Data: McIntosh LF4 CCR

Prediction Limit

Constituent: Boron (mg/L) Analysis Run 10/28/2022 5:14 PM View: PL's Interwell App III

Plant McIntosh Client: Southern Company Data: McIntosh LF4 CCR

	GWA-3 (bg)	GWA-2 (bg)	GWC-19	GWC-18 (bg)	GWC-9	GWC-17 (bg)	GWA-4A (bg)	GWC-12	GWA-14 (bg)
4/19/2016	<0.08	<0.08	<0.08	<0.08	<0.08				
4/20/2016						<0.08	<0.08	<0.08	<0.08
4/21/2016									
6/14/2016	0.0077 (J)	0.012 (J)					0.01 (J)		0.0098 (J)
6/15/2016					0.018 (J)	0.0095 (J)		0.01 (J)	
6/16/2016			0.0069 (J)	0.011 (J)					
8/9/2016	<0.08	<0.08				<0.08			<0.08
8/10/2016			<0.08		<0.08			<0.08	
8/11/2016				<0.08			<0.08		
9/26/2016		<0.08							
9/27/2016	<0.08				<0.08	<0.08	<0.08	<0.08	<0.08
9/28/2016			<0.08	<0.08					
11/14/2016	<0.08						<0.08		
11/15/2016		<0.08	<0.08		<0.08	<0.08		<0.08	<0.08
11/16/2016				<0.08					
1/10/2017	<0.08	<0.08					<0.08		
1/11/2017				<0.08		<0.08			<0.08
1/12/2017								<0.08	
1/13/2017					<0.08				
1/16/2017			<0.08						
1/17/2017									
2/28/2017	<0.08	0.022 (J)					<0.08		<0.08
3/1/2017			<0.08	<0.08	<0.08	<0.08		<0.08	
3/2/2017									
4/19/2017	<0.08	<0.08							
4/20/2017						<0.08	<0.08	<0.08	<0.08
4/24/2017					<0.08				
4/25/2017			<0.08	<0.08					
7/13/2017									
10/10/2017		<0.08					<0.08		
10/11/2017	<0.08					<0.08			<0.08
10/12/2017			<0.08	<0.08	<0.08			<0.08	
12/12/2017									
1/10/2018	<0.08	<0.08					<0.08		
1/11/2018						<0.08		<0.08	<0.08
1/12/2018			<0.08	<0.08	<0.08				
7/11/2018	<0.08	<0.08	<0.08	<0.08		<0.08	<0.08		<0.08
7/12/2018					<0.08		<0.08		
1/29/2019	<0.08	<0.08	<0.08			<0.08	<0.08		<0.08
1/30/2019				<0.08	<0.08			<0.08	
3/26/2019							<0.08		<0.08
3/27/2019	<0.08	<0.08	<0.08	<0.08	<0.08	<0.08		<0.08	
9/10/2019							0.052 (J)		<0.08
9/11/2019	<0.08	<0.08	<0.08	<0.08	<0.08	<0.08		<0.08	
3/31/2020							<0.08		
4/1/2020	<0.08	0.042 (J)	<0.08	<0.08	<0.08	<0.08		<0.08	<0.08
4/2/2020									
9/15/2020	0.061 (J)	<0.08		<0.08		<0.08			<0.08
9/16/2020			0.046 (J)		0.042 (J)		0.056 (J)	<0.08	
3/16/2021	<0.08	<0.08	<0.08			<0.08		<0.08	<0.08
3/17/2021				<0.08	<0.08		<0.08		
8/17/2021	<0.08	0.069 (J)							0.1

Prediction Limit

Constituent: Boron (mg/L) Analysis Run 10/28/2022 5:14 PM View: PL's Interwell App III
 Plant McIntosh Client: Southern Company Data: McIntosh LF4 CCR

	GWC-1	GWC-11	GWA-16 (bg)	GWA-5 (bg)	GWA-13 (bg)	GWC-20	GWC-21	GWA-15 (bg)	GWC-10
4/19/2016									
4/20/2016	<0.08	<0.08	<0.08	<0.08	<0.08				
4/21/2016						<0.08	<0.08	<0.08	<0.08
6/14/2016				0.011 (J)	0.0086 (J)				
6/15/2016	0.017 (J)	0.011 (J)	0.0085 (J)					0.0095 (J)	
6/16/2016						0.012 (J)	0.012 (J)		0.017 (J)
8/9/2016			<0.08	<0.08	<0.08			<0.08	
8/10/2016	<0.08	<0.08				<0.08	<0.08		<0.08
8/11/2016									
9/26/2016									
9/27/2016	<0.08	<0.08	<0.08	<0.08	<0.08	<0.08	<0.08	<0.08	<0.08
9/28/2016									
11/14/2016									
11/15/2016	<0.08	<0.08	<0.08	<0.08	<0.08	<0.08	<0.08	<0.08	0.021 (J)
11/16/2016									
1/10/2017									
1/11/2017			<0.08	<0.08				<0.08	
1/12/2017	<0.08	<0.08			<0.08		<0.08		0.041 (J)
1/13/2017						<0.08			
1/16/2017									
1/17/2017									
2/28/2017				<0.08	<0.08			<0.08	
3/1/2017	<0.08	<0.08	<0.08			<0.08	<0.08		0.052
3/2/2017									
4/19/2017									
4/20/2017	<0.08		<0.08	<0.08	<0.08			<0.08	
4/24/2017		<0.08					<0.08		0.064
4/25/2017						<0.08			
7/13/2017									
10/10/2017									
10/11/2017	<0.08	<0.08	<0.08	<0.08	<0.08			<0.08	
10/12/2017						<0.08	<0.08		0.06
12/12/2017									0.086
1/10/2018				<0.08	<0.08				
1/11/2018	<0.08	<0.08	<0.08				<0.08	<0.08	0.06
1/12/2018						<0.08			
7/11/2018			<0.08	<0.08	<0.08	<0.08	<0.08	<0.08	
7/12/2018	<0.08	<0.08							0.054
1/29/2019			<0.08	<0.08	<0.08	<0.08		<0.08	
1/30/2019	<0.08	<0.08					<0.08		0.055
3/26/2019			<0.08	<0.08	<0.08			<0.08	
3/27/2019	<0.08	<0.08				<0.08	<0.08		0.05
9/10/2019			<0.08	<0.08	0.061 (J)				
9/11/2019	<0.08	<0.08				0.042 (J)	0.055 (J)	<0.08	0.067 (J)
3/31/2020				<0.08	<0.08				
4/1/2020	<0.08		<0.08			<0.08	<0.08	<0.08	0.068 (J)
4/2/2020		0.066 (J)							
9/15/2020	<0.08	<0.08	<0.08	0.047 (J)	<0.08	<0.08	<0.08	<0.08	0.062 (J)
9/16/2020									
3/16/2021	<0.08		<0.08		<0.08	<0.08			0.045 (J)
3/17/2021		<0.08		<0.08			<0.08	<0.08	
8/17/2021			0.061 (J)						

Prediction Limit

Constituent: Boron (mg/L) Analysis Run 10/28/2022 5:14 PM View: PL's Interwell App III
Plant McIntosh Client: Southern Company Data: McIntosh LF4 CCR

	GWC-1	GWC-11	GWA-16 (bg)	GWA-5 (bg)	GWA-13 (bg)	GWC-20	GWC-21	GWA-15 (bg)	GWC-10
8/18/2021	0.046 (J)	<0.08			0.044 (J)				0.069 (J)
8/19/2021				<0.08		<0.08	<0.08	<0.08	
2/22/2022			<0.08	<0.08	<0.08	<0.08		<0.08	
2/23/2022	<0.08	<0.08					<0.08		0.069 (J)
8/2/2022		<0.08	<0.08	<0.08	<0.08			<0.08	
8/3/2022	0.064 (J)					<0.08			<0.08
8/4/2022							<0.08		

Prediction Limit

Constituent: Boron (mg/L) Analysis Run 10/28/2022 5:14 PM View: PL's Interwell App III
Plant McIntosh Client: Southern Company Data: McIntosh LF4 CCR

GWC-23

4/19/2016	
4/20/2016	
4/21/2016	
6/14/2016	
6/15/2016	
6/16/2016	0.017 (J)
8/9/2016	
8/10/2016	<0.08
8/11/2016	
9/26/2016	
9/27/2016	
9/28/2016	<0.08
11/14/2016	
11/15/2016	
11/16/2016	<0.08
1/10/2017	
1/11/2017	
1/12/2017	
1/13/2017	
1/16/2017	
1/17/2017	<0.08
2/28/2017	
3/1/2017	
3/2/2017	<0.08
4/19/2017	
4/20/2017	
4/24/2017	
4/25/2017	<0.08
7/13/2017	<0.08
10/10/2017	
10/11/2017	
10/12/2017	<0.08
12/12/2017	
1/10/2018	
1/11/2018	
1/12/2018	<0.08
7/11/2018	
7/12/2018	<0.08
1/29/2019	
1/30/2019	<0.08
3/26/2019	
3/27/2019	<0.08
9/10/2019	
9/11/2019	0.04 (J)
3/31/2020	
4/1/2020	<0.08
4/2/2020	
9/15/2020	<0.08
9/16/2020	
3/16/2021	
3/17/2021	<0.08
8/17/2021	

Prediction Limit

Constituent: Boron (mg/L) Analysis Run 10/28/2022 5:14 PM View: PL's Interwell App III
Plant McIntosh Client: Southern Company Data: McIntosh LF4 CCR

GWC-23

8/18/2021	
8/19/2021	<0.08
2/22/2022	
2/23/2022	<0.08
8/2/2022	
8/3/2022	
8/4/2022	<0.08

Prediction Limit

Constituent: Calcium (mg/L) Analysis Run 10/28/2022 5:14 PM View: PL's Interwell App III
 Plant McIntosh Client: Southern Company Data: McIntosh LF4 CCR

	GWC-19	GWC-18 (bg)	GWA-3 (bg)	GWC-9	GWA-2 (bg)	GWA-13 (bg)	GWA-5 (bg)	GWA-16 (bg)	GWC-1
4/19/2016	10.3	26	1.13	0.431 (J)	0.485 (J)				
4/20/2016						0.389 (J)	4.39	0.472 (J)	3.22
4/21/2016									
6/14/2016			1		0.72	0.37 (J)	2.4		
6/15/2016				0.27 (J)				0.42 (J)	3
6/16/2016	10.4	33.2							
8/9/2016			0.71		0.24 (J)	0.14 (J)	2	0.19	
8/10/2016	6.7			0.13 (J)					2.1
8/11/2016		18							
9/26/2016					0.48				
9/27/2016			0.77	0.21 (J)		0.33	2.9	0.39	2.3
9/28/2016	6.9	17							
11/14/2016			0.75						
11/15/2016	7.5			0.27	0.54	0.28	2.5	0.39	2.4
11/16/2016		17							
1/10/2017			0.73		0.62				
1/11/2017		15					2.5	0.36	
1/12/2017						0.37			2.5
1/13/2017				0.41					
1/16/2017	8								
1/17/2017									
2/28/2017			0.76		0.91	0.26	2.7		
3/1/2017	8.5	16		0.25				0.38	2.7
3/2/2017									
4/19/2017			0.69		0.75				
4/20/2017						0.27	2.8	0.41	2.6
4/24/2017				0.34					
4/25/2017	8.2	17							
7/13/2017									
10/10/2017					0.54				
10/11/2017			0.73			0.3	3.3	0.4	2.4
10/12/2017	9.5	14		0.21 (J)					
12/12/2017	9.1								
12/13/2017		12							
1/10/2018			0.88		0.52	0.27	3.3		
1/11/2018								0.43	2.4
1/12/2018	9.5	15		0.4					
7/11/2018	10	12	0.81		0.5	0.32	3	0.45	
7/12/2018				0.49					1.8
1/29/2019	9.2		0.85		0.53	0.33	3.3	0.41	
1/30/2019		14		0.38 (J)					2.5
3/26/2019						0.3	2.8	0.37	
3/27/2019	9.2	11	0.73	0.28	0.37				2.4
9/10/2019						0.37 (J)	2.3	0.41 (J)	
9/11/2019	8.2	13	0.76	0.44 (J)	0.43 (J)				1.4
3/31/2020						0.42 (J)	2.9		
4/1/2020	8.7	11	0.72	0.2 (J)	0.47 (J)			0.43 (J)	1.9
4/2/2020									
9/15/2020		10	0.84		0.42 (J)	0.32 (J)	2.2	0.42 (J)	1.3
9/16/2020	7.6			0.45 (J)					
3/16/2021	7		0.75		0.4 (J)	0.4 (J)		0.48 (J)	1.6
3/17/2021		9.1		0.51			2.4		

Prediction Limit

Constituent: Calcium (mg/L) Analysis Run 10/28/2022 5:14 PM View: PL's Interwell App III
 Plant McIntosh Client: Southern Company Data: McIntosh LF4 CCR

	GWA-4A (bg)	GWC-11	GWC-12	GWC-17 (bg)	GWA-14 (bg)	GWA-15 (bg)	GWC-21	GWC-10	GWC-20
4/19/2016									
4/20/2016	1.12	8.94	0.69	2.48	0.686				
4/21/2016						0.686	2.78	13.9	2.29
6/14/2016	1.1				0.62				
6/15/2016		10.6	0.69	2.2		0.61			
6/16/2016							2.9	18.9	2.4
8/9/2016				1.8	0.39	0.21 (J)			
8/10/2016		7.6	0.45				0.99	13	1.4
8/11/2016	1.9								
9/26/2016									
9/27/2016	3.4	8.7	0.61	1.9	0.52	0.4	1.3	14	1.4
9/28/2016									
11/14/2016	3.1								
11/15/2016		8.4	0.61	2.1	0.5	0.35	1.1	13	1.3
11/16/2016									
1/10/2017	1.5								
1/11/2017				2	0.47	0.34			
1/12/2017		8.1	0.6				0.93	14	
1/13/2017									1.3
1/16/2017									
1/17/2017									
2/28/2017	1.1				0.47	0.37			
3/1/2017		8.9	0.61	2.1			1	15	1.4
3/2/2017									
4/19/2017									
4/20/2017	0.98		0.65	2	0.5	0.43			
4/24/2017		8.8					1.1	14	
4/25/2017									1.4
7/13/2017									
10/10/2017	0.8								
10/11/2017		10		2.1	0.49	0.41			
10/12/2017			0.76				1.1	16	1.7
12/12/2017								23	
12/13/2017		11							
1/10/2018	0.82								
1/11/2018		9.3	0.78	2.1	0.51	0.41	1	15	
1/12/2018									1.7
7/11/2018	1			2.1	0.47	0.53	1.1		1.7
7/12/2018		13	0.67					27	
1/29/2019	0.83			2.2	0.51	0.91			1.8
1/30/2019		11	0.68 (J)				1 (J)	26	
3/26/2019	0.53				0.42	0.58			
3/27/2019		13	0.62	2			1.1	22	1.5
9/10/2019	0.64				0.47 (J)				
9/11/2019		9.3	0.62	2		0.42 (J)	1	26	1.5
3/31/2020	0.8								
4/1/2020			0.7	2.1	0.49 (J)	2.3	1.1	21	1.8
4/2/2020		8.5							
9/15/2020		13		2	0.6	0.38 (J)	1.1	27	1.5
9/16/2020	0.43 (J)		0.64						
3/16/2021			0.62	2	0.51			18	1.4
3/17/2021	0.33 (J)	14				5.5	1.1		

Prediction Limit

Constituent: Calcium (mg/L) Analysis Run 10/28/2022 5:14 PM View: PL's Interwell App III
Plant McIntosh Client: Southern Company Data: McIntosh LF4 CCR

	GWA-4A (bg)	GWC-11	GWC-12	GWC-17 (bg)	GWA-14 (bg)	GWA-15 (bg)	GWC-21	GWC-10	GWC-20
8/17/2021					0.47 (J)				
8/18/2021		10	0.75					23	
8/19/2021	0.3 (J)			2.2		0.49 (J)	1.2		1.3
2/22/2022				2	0.52	0.92			1.3
2/23/2022	0.35 (J)	8.1	0.64				1.1	22	
8/2/2022		9.6		2	0.7	0.42 (J)			
8/3/2022	1.1		0.82					21	1.4
8/4/2022							1.1		

Prediction Limit

Constituent: Calcium (mg/L) Analysis Run 10/28/2022 5:14 PM View: PL's Interwell App III
Plant McIntosh Client: Southern Company Data: McIntosh LF4 CCR

GWC-23

4/19/2016	
4/20/2016	
4/21/2016	
6/14/2016	
6/15/2016	
6/16/2016	15.6
8/9/2016	
8/10/2016	10
8/11/2016	
9/26/2016	
9/27/2016	
9/28/2016	8.5
11/14/2016	
11/15/2016	
11/16/2016	8.4
1/10/2017	
1/11/2017	
1/12/2017	
1/13/2017	
1/16/2017	
1/17/2017	3
2/28/2017	
3/1/2017	
3/2/2017	3.3
4/19/2017	
4/20/2017	
4/24/2017	
4/25/2017	2.5
7/13/2017	2.1
10/10/2017	
10/11/2017	
10/12/2017	1.5
12/12/2017	
12/13/2017	
1/10/2018	
1/11/2018	
1/12/2018	1.4
7/11/2018	
7/12/2018	1.2
1/29/2019	
1/30/2019	1.1 (J)
3/26/2019	
3/27/2019	1.4
9/10/2019	
9/11/2019	1.4
3/31/2020	
4/1/2020	1.4
4/2/2020	
9/15/2020	1.3
9/16/2020	
3/16/2021	
3/17/2021	0.99

Prediction Limit

Constituent: Calcium (mg/L) Analysis Run 10/28/2022 5:14 PM View: PL's Interwell App III
Plant McIntosh Client: Southern Company Data: McIntosh LF4 CCR

GWC-23

8/17/2021	
8/18/2021	
8/19/2021	1.1
2/22/2022	
2/23/2022	0.92
8/2/2022	
8/3/2022	
8/4/2022	0.51

Prediction Limit

Constituent: Chloride (mg/L) Analysis Run 10/28/2022 5:14 PM View: PL's Interwell App III

Plant McIntosh Client: Southern Company Data: McIntosh LF4 CCR

	GWC-9	GWC-18 (bg)	GWA-2 (bg)	GWC-19	GWA-3 (bg)	GWA-13 (bg)	GWA-16 (bg)	GWA-4A (bg)	GWA-5 (bg)
4/19/2016	14.4	5.03	5.01	6.1	9.4				
4/20/2016						3.49	3.92	2.93	3.69
4/21/2016									
6/14/2016			5		8.3	3.4		2.9	3.5
6/15/2016	12						3.8		
6/16/2016		4.7		5.7					
8/9/2016			5.1		8.6	3.7	4		3.7
8/10/2016	13			6.2					
8/11/2016		5.3						3.6	
9/26/2016			5.1						
9/27/2016	12				6.3	3.8	3.9	3.4	3.6
9/28/2016		5.1		6.9					
11/14/2016					6.1			4.2	
11/15/2016	11		5.2	7.8		3.8	4		3.7
11/16/2016		5.2							
1/10/2017			4.9		6.1			3.6	
1/11/2017		5					3.7		3.5
1/12/2017						3.5			
1/13/2017	11								
1/16/2017				8.6					
1/17/2017									
2/28/2017			4.7		6.2	3.6		3.3	3.3
3/1/2017	11	4.6		8.3			3.5		
3/2/2017									
4/19/2017			4.4		5				
4/20/2017						3.4	3.6	3.5	3.3
4/24/2017	9.3								
4/25/2017		4.6		8.4					
7/13/2017									
10/10/2017			4.7					3.9	
10/11/2017					4.1	3.4	3.5		3.2
10/12/2017	9.8	4.6		8.7					
12/12/2017	10								
1/10/2018			4.6		4.2	3.4		3.3	3.2
1/11/2018							3.4		
1/12/2018	9	4.5		9					
7/11/2018		4.9	5	9.1	4.3	3.4	3.7	3.2	3.5
7/12/2018	9.4								
9/13/2018	9.1								
1/29/2019			5	8.2	4	3.6	3.8	3.4	3.6
1/30/2019	9.1	4.8							
3/26/2019						3.5	3.6	3.7	3.6
3/27/2019	10	4.3	4.5	7.5	3.5				
6/17/2019	9.4								
9/10/2019						3.3	3.7	3.6	3.5
9/11/2019	9.3	4.5	4.8	7.7	3.5				
3/31/2020						3.7		4.9	4.1
4/1/2020	9.7	4.7	4.9	7.3	3.7		3.8		
4/2/2020									
9/15/2020		4.4	4.9		3.4	3.5	3.7		18 (o)
9/16/2020	8.6			6.5				3.5	
3/16/2021			4.9	6.5	3.6	4	4.1		

Prediction Limit

Constituent: Chloride (mg/L) Analysis Run 10/28/2022 5:14 PM View: PL's Interwell App III
 Plant McIntosh Client: Southern Company Data: McIntosh LF4 CCR

	GWC-1	GWC-11	GWC-12	GWC-17 (bg)	GWA-14 (bg)	GWA-15 (bg)	GWC-21	GWC-10	GWC-20
4/19/2016									
4/20/2016	6.68	4.9	3.61	4.25	4.55				
4/21/2016						3.99	6.08	6.41	11.6
6/14/2016					4.3				
6/15/2016	7	4.6	3.3	4.1		3.5			
6/16/2016							5.8	6	10
8/9/2016				4.5	4.5	4			
8/10/2016	7	5.1	3.8				6.5	6.8	10
8/11/2016									
9/26/2016									
9/27/2016	6.4	4.9	3.7	4.4	4.4	3.9	6.4	6.1	8.9
9/28/2016									
11/14/2016									
11/15/2016	6.6	5	3.9	4.5	4.5	4	6.4	6.7	8.5
11/16/2016									
1/10/2017									
1/11/2017				4.2	4.3	3.8			
1/12/2017	7.3	4.7	3.6				6.3	6.5	
1/13/2017									8.3
1/16/2017									
1/17/2017									
2/28/2017					4	3.5			
3/1/2017	7.5	4.4	3.4	3.9			5.9	6.3	7.9
3/2/2017									
4/19/2017									
4/20/2017	6.8		3.5	4	4	3.3			
4/24/2017		4.4					5.9	6.1	
4/25/2017									8.2
7/13/2017									
10/10/2017									
10/11/2017	7	4.5		4.1	4	3.5			
10/12/2017			3.5				6.1	6	9.1
12/12/2017									
1/10/2018									
1/11/2018	7.5	4.3	3.4	4.1	3.9	3.4	5.8	5.9	
1/12/2018									9
7/11/2018				4.4	4.2	3.8	6.4		9.9
7/12/2018	7	4.3	3.7					5.1	
9/13/2018									8.9
1/29/2019				4.5	4	3.7			8.8
1/30/2019	6.8	4.6	3.7				6.7	5.6	
3/26/2019					4.1	3.8			
3/27/2019	6.8	4	3.3	4.1			6.3	5.3	8.9
6/17/2019									
9/10/2019					4				
9/11/2019	6	4.4	3.5	4.3		3.7	6.7	5.4	8.7
3/31/2020									
4/1/2020	5.9		3.7	4.6	4.2	3.8	6.5	6.9	8.6
4/2/2020		4.6							
9/15/2020	6.1	4.1		4.3	4.3	3.6	6.5	6.2	8.7
9/16/2020			3.5						
3/16/2021	5.8		3.8	4.9	4.1			7.2	8

Prediction Limit

Constituent: Chloride (mg/L) Analysis Run 10/28/2022 5:14 PM View: PL's Interwell App III
Plant McIntosh Client: Southern Company Data: McIntosh LF4 CCR

	GWC-1	GWC-11	GWC-12	GWC-17 (bg)	GWA-14 (bg)	GWA-15 (bg)	GWC-21	GWC-10	GWC-20
3/17/2021		4.6				4	6.7		
8/17/2021					4.3				
8/18/2021	5.3	5.2	3.9					6.8	
8/19/2021				4.8		4.3	6.7		8.8
2/22/2022				4.5	4	3.7			7.7
2/23/2022	5.6	4.8	4.1				7.3	6.8	
8/2/2022		4.6		4.7	4.3	3.7			
8/3/2022	5.5		3.9					6.4	7.3
8/4/2022							6.7		

Prediction Limit

Constituent: Chloride (mg/L) Analysis Run 10/28/2022 5:14 PM View: PL's Interwell App III
Plant McIntosh Client: Southern Company Data: McIntosh LF4 CCR

GWC-23

4/19/2016	
4/20/2016	
4/21/2016	
6/14/2016	
6/15/2016	
6/16/2016	5.1
8/9/2016	
8/10/2016	4.4
8/11/2016	
9/26/2016	
9/27/2016	
9/28/2016	4
11/14/2016	
11/15/2016	
11/16/2016	4.1
1/10/2017	
1/11/2017	
1/12/2017	
1/13/2017	
1/16/2017	
1/17/2017	4.3
2/28/2017	
3/1/2017	
3/2/2017	4
4/19/2017	
4/20/2017	
4/24/2017	
4/25/2017	4.1
7/13/2017	4.2
10/10/2017	
10/11/2017	
10/12/2017	4.3
12/12/2017	
1/10/2018	
1/11/2018	
1/12/2018	4.3
7/11/2018	
7/12/2018	4.9
9/13/2018	
1/29/2019	
1/30/2019	7.4
3/26/2019	
3/27/2019	4.2
6/17/2019	
9/10/2019	
9/11/2019	4.6
3/31/2020	
4/1/2020	4.9
4/2/2020	
9/15/2020	5
9/16/2020	
3/16/2021	

Prediction Limit

Constituent: Chloride (mg/L) Analysis Run 10/28/2022 5:14 PM View: PL's Interwell App III
Plant McIntosh Client: Southern Company Data: McIntosh LF4 CCR

	GWC-23
3/17/2021	5.5
8/17/2021	
8/18/2021	
8/19/2021	6
2/22/2022	
2/23/2022	5.2
8/2/2022	
8/3/2022	
8/4/2022	5.5

Prediction Limit

Constituent: Fluoride (mg/L) Analysis Run 10/28/2022 5:14 PM View: PL's Interwell App III

Plant McIntosh Client: Southern Company Data: McIntosh LF4 CCR

	GWC-18 (bg)	GWA-2 (bg)	GWC-19	GWC-9	GWA-3 (bg)	GWA-13 (bg)	GWC-1	GWA-5 (bg)	GWA-4A (bg)
4/19/2016	0.706	0.03 (J)	0.122 (J)	0.02 (J)	0.022 (J)				
4/20/2016						0.018 (J)	0.04 (J)	0.032 (J)	0.028 (J)
4/21/2016									
6/14/2016		0.02 (J)			<0.1	<0.1		<0.1	<0.1
6/15/2016				<0.1			<0.1		
6/16/2016	0.56		0.08 (J)						
8/9/2016		<0.1			<0.1	<0.1		<0.1	
8/10/2016			0.14 (J)	<0.1			<0.1		
8/11/2016	0.74								<0.1
9/26/2016		<0.1							
9/27/2016				<0.1	<0.1	<0.1	<0.1	<0.1	<0.1
9/28/2016	0.7		0.11 (J)						
11/14/2016					<0.1				<0.1
11/15/2016		<0.1	0.13 (J)	<0.1		<0.1	<0.1	<0.1	
11/16/2016	0.71								
1/10/2017		<0.1			<0.1				<0.1
1/11/2017	0.51							<0.1	
1/12/2017						<0.1	<0.1		
1/13/2017				<0.1					
1/16/2017			0.11 (J)						
1/17/2017									
2/28/2017		<0.1			<0.1	<0.1		<0.1	<0.1
3/1/2017	0.61		<0.1	<0.1			<0.1		
3/2/2017									
4/19/2017		<0.1			<0.1				
4/20/2017						<0.1	<0.1	<0.1	<0.1
4/24/2017				<0.1					
4/25/2017	0.65		0.087 (J)						
7/13/2017									
10/10/2017		<0.1							<0.1
10/11/2017					<0.1	<0.1	<0.1	<0.1	
10/12/2017	0.6		0.087 (J)	<0.1					
12/13/2017	0.61								
1/10/2018		<0.1			<0.1	<0.1		<0.1	<0.1
1/11/2018							<0.1		
1/12/2018	0.55		0.083 (J)	<0.1					
7/11/2018	0.59	<0.1	0.091 (J)		<0.1	<0.1		<0.1	<0.1
7/12/2018				<0.1			<0.1		
1/29/2019		<0.1	0.074 (J)		<0.1	<0.1		<0.1	<0.1
1/30/2019	0.65			<0.1			<0.1		
3/26/2019						<0.1		0.028	<0.1
3/27/2019	0.49	<0.1	0.072	<0.1	<0.1		0.029		
9/10/2019						0.034 (J)		0.037 (J)	0.044 (J)
9/11/2019	0.47	0.037 (J)	0.08 (J)	0.034 (J)	0.033 (J)		0.036 (J)		
3/31/2020						0.046 (J)		0.061 (J)	0.043 (J)
4/1/2020	0.59	<0.1	0.11	0.051 (J)	<0.1		<0.1		
4/2/2020									
9/15/2020	0.49	0.029 (J)			<0.1	<0.1	<0.1	<0.1	
9/16/2020			0.076 (J)	<0.1					<0.1
3/16/2021		0.033 (J)	0.092 (J)		<0.1	<0.1	<0.1		
3/17/2021	0.54			0.035 (J)				0.026 (J)	<0.1
8/17/2021		0.073 (J)			0.043 (J)				

Prediction Limit

Constituent: Fluoride (mg/L) Analysis Run 10/28/2022 5:14 PM View: PL's Interwell App III
 Plant McIntosh Client: Southern Company Data: McIntosh LF4 CCR

	GWA-14 (bg)	GWA-16 (bg)	GWC-17 (bg)	GWC-12	GWC-11	GWC-20	GWC-21	GWC-10	GWA-15 (bg)
4/19/2016									
4/20/2016	0.021 (J)	0.022 (J)	0.147 (J)	0.026 (J)	0.383				
4/21/2016						0.06 (J)	0.022 (J)	0.217 (J)	0.019 (J)
6/14/2016	<0.1								
6/15/2016		<0.1	0.1 (J)	<0.1	0.28 (J)				<0.1
6/16/2016						<0.1	<0.1	0.13 (J)	
8/9/2016	<0.1	<0.1	0.16 (J)						<0.1
8/10/2016				<0.1	0.42	<0.1	<0.1	0.21	
8/11/2016									
9/26/2016									
9/27/2016	<0.1	<0.1	0.14 (J)	<0.1	0.39	<0.1	<0.1	0.17 (J)	<0.1
9/28/2016									
11/14/2016									
11/15/2016	<0.1	<0.1	0.16 (J)	<0.1	0.43	<0.1	<0.1	0.22	<0.1
11/16/2016									
1/10/2017									
1/11/2017	<0.1	<0.1	0.16 (J)						<0.1
1/12/2017				<0.1	0.41		<0.1	0.12 (J)	
1/13/2017						0.083 (J)			
1/16/2017									
1/17/2017									
2/28/2017	<0.1								<0.1
3/1/2017		<0.1	<0.1	<0.1	<0.1	<0.1	<0.1	<0.1	
3/2/2017									
4/19/2017									
4/20/2017	<0.1	<0.1	0.12 (J)	<0.1					<0.1
4/24/2017					0.37		<0.1	0.18 (J)	
4/25/2017						<0.1			
7/13/2017									
10/10/2017									
10/11/2017	<0.1	<0.1	0.11 (J)		0.39				<0.1
10/12/2017				<0.1		<0.1	<0.1	0.18 (J)	
12/13/2017					0.48				
1/10/2018									
1/11/2018	<0.1	<0.1	0.12 (J)	<0.1	0.31		<0.1	0.15 (J)	<0.1
1/12/2018						<0.1			
7/11/2018	<0.1	<0.1	0.13 (J)			<0.1	<0.1		<0.1
7/12/2018				<0.1	0.25			0.13 (J)	
1/29/2019	<0.1	<0.1	0.13 (J)			0.031 (J)			<0.1
1/30/2019				<0.1	0.35		<0.1	0.23 (J)	
3/26/2019	<0.1	<0.1							<0.1
3/27/2019			0.1	<0.1	0.24	0.034	<0.1	0.12	
9/10/2019	0.032 (J)	0.035 (J)							
9/11/2019			0.099 (J)	0.036 (J)	0.26	0.045 (J)	0.032 (J)	0.1	0.032 (J)
3/31/2020									
4/1/2020	0.048 (J)	<0.1	0.15	<0.1		0.082 (J)	0.04 (J)	0.26	0.05 (J)
4/2/2020					0.26				
9/15/2020	<0.1	<0.1	0.099 (J)		0.21	0.032 (J)	<0.1	0.11	<0.1
9/16/2020				<0.1					
3/16/2021	<0.1	<0.1	0.13	<0.1		0.04 (J)		0.18	
3/17/2021					0.28		<0.1		<0.1
8/17/2021	0.045 (J)	0.072 (J)							

Prediction Limit

Constituent: Fluoride (mg/L) Analysis Run 10/28/2022 5:14 PM View: PL's Interwell App III
Plant McIntosh Client: Southern Company Data: McIntosh LF4 CCR

	GWA-14 (bg)	GWA-16 (bg)	GWC-17 (bg)	GWC-12	GWC-11	GWC-20	GWC-21	GWC-10	GWA-15 (bg)
8/18/2021				<0.1	0.35			0.081 (J)	
8/19/2021			0.15			0.044 (J)	<0.1		0.035 (J)
2/22/2022	<0.1	<0.1	0.062 (J)			0.033 (J)			<0.1
2/23/2022				0.043 (J)	0.36		0.037 (J)	0.13	
8/2/2022	<0.1	<0.1	0.12		0.28				<0.1
8/3/2022				<0.1		0.052 (J)		0.098 (J)	
8/4/2022							<0.1		

Prediction Limit

Constituent: Fluoride (mg/L) Analysis Run 10/28/2022 5:14 PM View: PL's Interwell App III
Plant McIntosh Client: Southern Company Data: McIntosh LF4 CCR

GWC-23

4/19/2016	
4/20/2016	
4/21/2016	
6/14/2016	
6/15/2016	
6/16/2016	0.04 (J)
8/9/2016	
8/10/2016	<0.1
8/11/2016	
9/26/2016	
9/27/2016	
9/28/2016	0.097 (J)
11/14/2016	
11/15/2016	
11/16/2016	0.092 (J)
1/10/2017	
1/11/2017	
1/12/2017	
1/13/2017	
1/16/2017	
1/17/2017	<0.1
2/28/2017	
3/1/2017	
3/2/2017	<0.1
4/19/2017	
4/20/2017	
4/24/2017	
4/25/2017	<0.1
7/13/2017	<0.1
10/10/2017	
10/11/2017	
10/12/2017	<0.1
12/13/2017	
1/10/2018	
1/11/2018	
1/12/2018	<0.1
7/11/2018	
7/12/2018	<0.1
1/29/2019	
1/30/2019	<0.1
3/26/2019	
3/27/2019	0.027
9/10/2019	
9/11/2019	0.041 (J)
3/31/2020	
4/1/2020	0.05 (J)
4/2/2020	
9/15/2020	0.028 (J)
9/16/2020	
3/16/2021	
3/17/2021	<0.1
8/17/2021	

Prediction Limit

Constituent: Fluoride (mg/L) Analysis Run 10/28/2022 5:14 PM View: PL's Interwell App III
Plant McIntosh Client: Southern Company Data: McIntosh LF4 CCR

GWC-23

8/18/2021	
8/19/2021	<0.1
2/22/2022	
2/23/2022	0.03 (J)
8/2/2022	
8/3/2022	
8/4/2022	<0.1

Prediction Limit

Constituent: pH (S.U.) Analysis Run 10/28/2022 5:14 PM View: PL's Interwell App III
 Plant McIntosh Client: Southern Company Data: McIntosh LF4 CCR

	GWA-5 (bg)	GWA-3 (bg)	GWC-12	GWC-1	GWC-10	GWA-4A (bg)	GWC-11	GWA-2 (bg)	GWC-9
6/19/2015	5.95	5.23	5.05						
6/20/2015				4.87	6.28	4.92	6.13	4.69	4.7
12/14/2015									
12/15/2015									
4/19/2016		4.92						4.99	4.98
4/20/2016	5.85		5.17	5.43		4.9	6.28		
4/21/2016					6.21				
6/14/2016	5.53	4.89				4.9		4.98	
6/15/2016			5.12	5.28			6.55		5.2
6/16/2016					6.27				
8/9/2016	5.44	4.92						4.72	
8/10/2016			5.12	5.15	6.12		6.22		4.78
8/11/2016						5.37			
9/26/2016								4.74	
9/27/2016	5.59	5.25	5.19	5.19	6.29	5.89	6.33		4.91
9/28/2016									
11/14/2016		4.96				5.94			
11/15/2016	5.58		5.14	5.2	6.12		6.28	4.8	4.81
11/16/2016									
1/10/2017		4.21				5.44		4.59	
1/11/2017	5.56								
1/12/2017			5.13	5.27	6.23		6.26		
1/13/2017									5.28
1/16/2017									
1/17/2017									
2/28/2017	5.53	4.95				5.49		4.91	
3/1/2017			5.05	5.31	6.15		6.41		4.81
3/2/2017									
4/19/2017		5.12						4.98	
4/20/2017	5.63		5.15	5.29		5.51			
4/24/2017					6.8		6.26		4.99
4/25/2017									
7/13/2017									
7/17/2017								4.61	
7/18/2017	5.51	4.89				5.26			
7/19/2017				5.03					
7/20/2017			5.04						
7/24/2017					6.19		6.27		4.82
7/25/2017									
10/17/2017	5.62	4.96	5.03	5.25	6.11	5.28	6.35	4.93	4.85
1/10/2018	5.59	4.93				5.05		4.78	
1/11/2018			5.13	5.02	6.32		6.15		
1/12/2018									4.83
7/11/2018	5.49	4.87 (D)				4.53		4.75 (D)	
7/12/2018			5.09 (D)	5.04 (D)	6.7 (D)		6.63 (D)		4.8 (D)
1/29/2019	5.39	4.98				4.66		4.91	
1/30/2019			5.01	5.21	6.2		6.09		4.88
3/26/2019	5.45					4.72			
3/27/2019		4.8	4.93	5.15	6.54		6.32	4.69	4.75
9/10/2019	5.71					4.72			
9/11/2019		5.03	5.04	4.8	6.63		6.37	4.77	4.8
3/31/2020	5.45					5.06			

Prediction Limit

Constituent: pH (S.U.) Analysis Run 10/28/2022 5:14 PM View: PL's Interwell App III
 Plant McIntosh Client: Southern Company Data: McIntosh LF4 CCR

	GWC-17 (bg)	GWC-21	GWC-18 (bg)	GWA-16 (bg)	GWC-20	GWA-13 (bg)	GWA-15 (bg)	GWA-14 (bg)	GWC-19
6/19/2015									
6/20/2015									
12/14/2015	5.19	5.84	7.1	5.26	5.24				
12/15/2015						5.13	5.2	5.24	5.98
4/19/2016			6.87						5.98
4/20/2016	5.26			5.16		5.16		5.41	
4/21/2016		5.43			4.88		5.18		
6/14/2016									
6/15/2016	5.12			5.04		5.35	5.47	5.74	
6/16/2016		5.23	6.84		4.85				5.85
8/9/2016	5.09			5.07		4.89	5.01	5.41	
8/10/2016		5.11			4.84				5.79
8/11/2016			6.42						
9/26/2016									
9/27/2016	5.32	5.06		5.11	5.32	5.02	5.22	5.42	
9/28/2016			6.57						5.9
11/14/2016									
11/15/2016	5.25	5.01		5.11	4.97	5.04	5.07	5.33	5.66
11/16/2016			6.51						
1/10/2017									
1/11/2017	5.23		6.43	5.07			5	5.32	
1/12/2017		4.99				5.19			
1/13/2017					4.97				
1/16/2017									5.65
1/17/2017									
2/28/2017						4.86	5.1	5.32	
3/1/2017	5.25	5	6.48	5.14					5.62
3/2/2017									
4/19/2017									
4/20/2017	5.36			5.05		5.01	5.12	5.31	
4/24/2017		5.8							
4/25/2017			6.58		4.91				5.59
7/13/2017									
7/17/2017									
7/18/2017						4.88			
7/19/2017	5.12			4.95			4.84	5.19	
7/20/2017									
7/24/2017									
7/25/2017		4.92	6.37		4.89				5.55
10/17/2017	5.23	4.89	6.53	5.17	4.97	4.93	4.95	5.27	5.68
1/10/2018						4.9			
1/11/2018	5.28	4.98		4.97			5.01	5.19	
1/12/2018			6.47		4.97				
7/11/2018	5.23 (D)	4.96 (D)	6.18 (D)	5.07	4.89 (D)	4.99 (D)	5.01	5.25 (D)	5.6 (D)
7/12/2018									
1/29/2019	5.35			4.83	4.94	4.82	5.18	5.25	5.58
1/30/2019		4.65	5.93						
3/26/2019				4.95		5.07	5.04	5.29	
3/27/2019	5.25	4.96	6.11		4.94				5.59
9/10/2019				5.12		5		5.18	
9/11/2019	5.16	4.99	6.3		4.96		5.28		5.58
3/31/2020						5.1			

Prediction Limit

Constituent: pH (S.U.) Analysis Run 10/28/2022 5:14 PM View: PL's Interwell App III
Plant McIntosh Client: Southern Company Data: McIntosh LF4 CCR

	GWC-17 (bg)	GWC-21	GWC-18 (bg)	GWA-16 (bg)	GWC-20	GWA-13 (bg)	GWA-15 (bg)	GWA-14 (bg)	GWC-19
4/1/2020	5.3	5.04	6.15	4.95	5.03		5.35	5.26	5.67
4/2/2020									
9/15/2020	5.29	4.86	6.13	5.02	4.96	5.07	4.92	5.83	
9/16/2020									5.43
3/16/2021	4.83			4.68	4.78	4.47		4.76	5.45
3/17/2021		4.8	5.99				5.41		
8/17/2021				4.95				5.12	
8/18/2021						4.93			
8/19/2021	5.29	4.81	6.17		4.91		4.92		5.69
2/22/2022	5.29			4.98	5.02	4.91	5.15	5.2	
2/23/2022		4.87	6.2						5.63
8/2/2022	5.18		6.41	4.93		4.86	4.9	5.05	
8/3/2022					4.98				5.62
8/4/2022		4.83							

Prediction Limit

Constituent: pH (S.U.) Analysis Run 10/28/2022 5:14 PM View: PL's Interwell App III
Plant McIntosh Client: Southern Company Data: McIntosh LF4 CCR

GWC-23

6/19/2015	
6/20/2015	
12/14/2015	
12/15/2015	
4/19/2016	
4/20/2016	
4/21/2016	
6/14/2016	
6/15/2016	
6/16/2016	
8/9/2016	
8/10/2016	6.34
8/11/2016	
9/26/2016	
9/27/2016	
9/28/2016	6.29
11/14/2016	
11/15/2016	
11/16/2016	6.18
1/10/2017	
1/11/2017	
1/12/2017	
1/13/2017	
1/16/2017	
1/17/2017	5.68
2/28/2017	
3/1/2017	
3/2/2017	5.75
4/19/2017	
4/20/2017	
4/24/2017	
4/25/2017	5.65
7/13/2017	5.65
7/17/2017	
7/18/2017	
7/19/2017	
7/20/2017	
7/24/2017	
7/25/2017	5.24
10/17/2017	5.37
1/10/2018	
1/11/2018	
1/12/2018	5.35
7/11/2018	
7/12/2018	5.21 (D)
1/29/2019	
1/30/2019	5.14
3/26/2019	
3/27/2019	5.3
9/10/2019	
9/11/2019	5.24
3/31/2020	

Prediction Limit

Constituent: pH (S.U.) Analysis Run 10/28/2022 5:14 PM View: PL's Interwell App III
Plant McIntosh Client: Southern Company Data: McIntosh LF4 CCR

	GWC-23
4/1/2020	5.23
4/2/2020	
9/15/2020	5.18
9/16/2020	
3/16/2021	
3/17/2021	4.97
8/17/2021	
8/18/2021	
8/19/2021	5.16
2/22/2022	
2/23/2022	5.11
8/2/2022	
8/3/2022	
8/4/2022	5.12

Prediction Limit

Constituent: Total Dissolved Solids (mg/L) Analysis Run 10/28/2022 5:14 PM View: PL's Interwell App III

Plant McIntosh Client: Southern Company Data: McIntosh LF4 CCR

	GWC-9	GWA-2 (bg)	GWA-3 (bg)	GWC-19	GWC-18 (bg)	GWA-4A (bg)	GWA-14 (bg)	GWC-17 (bg)	GWA-5 (bg)
4/19/2016	49	<10	<10	34	106				
4/20/2016						<10	<10	29	<10
4/21/2016									
6/14/2016		55	46			67	65		62
6/15/2016	84							85	
6/16/2016				34	150				
8/9/2016		6	18				24	<10	6
8/10/2016	44			32					
8/11/2016					78	<10			
9/26/2016		24							
9/27/2016	30		30			28	14	6	10
9/28/2016				13	43				
11/14/2016			26			48			
11/15/2016	32	38		64			18	24	32
11/16/2016					140				
1/10/2017		18	18			22			
1/11/2017					64		6	20	12
1/12/2017									
1/13/2017	54								
1/16/2017				12					
1/17/2017									
2/28/2017		12	22			32	14		<10
3/1/2017	34			72	88			38	
3/2/2017									
4/19/2017		14	14						
4/20/2017						20	<10	6	34
4/24/2017	<10								
4/25/2017				62	92				
7/13/2017									
10/10/2017		10				24			
10/11/2017			30				22	48	40
10/12/2017	20			38	54				
12/12/2017									
12/13/2017									
1/10/2018		6	28			42			48
1/11/2018							36	18	
1/12/2018	48			81	110				
7/11/2018		16 (J)	12 (J)	38 (J)	16 (J)	<5 (J)	20 (J)	22 (J)	22 (J)
7/12/2018	42 (J)								
1/29/2019		36	27	62		26	22	37	34
1/30/2019	42 (J)				100 (J)				
3/26/2019						39	17		21
3/27/2019	34	36	35	61	79			38	
9/10/2019						36	16		13
9/11/2019	43	28	15	49	45			31	
3/31/2020						27			28
4/1/2020	36	32	20	52	73		<10	27	
4/2/2020									
9/15/2020		22	<10		64		17	26	23
9/16/2020	<10			60		21			
3/16/2021		24	25	65			17	25	
3/17/2021	40				59	36			31

Prediction Limit

Constituent: Total Dissolved Solids (mg/L) Analysis Run 10/28/2022 5:14 PM View: PL's Interwell App III
 Plant McIntosh Client: Southern Company Data: McIntosh LF4 CCR

	GWA-16 (bg)	GWC-12	GWC-1	GWC-11	GWA-13 (bg)	GWA-15 (bg)	GWC-10	GWC-21	GWC-20
4/19/2016									
4/20/2016	<10	41	<10	32	<10				
4/21/2016						<10	49	<10	28
6/14/2016					47				
6/15/2016	67	27	52	81		58			
6/16/2016							109	30	42
8/9/2016	4 (J)				10	6			
8/10/2016		6	10	64			58	<10	6
8/11/2016									
9/26/2016									
9/27/2016	18	16	30	60	16	16	100	14	20
9/28/2016									
11/14/2016									
11/15/2016	26	22	32	72	4 (J)	18	94	58	82
11/16/2016									
1/10/2017									
1/11/2017	<10					8			
1/12/2017		44	52	84	26		110	38	
1/13/2017									36
1/16/2017									
1/17/2017									
2/28/2017					6	4 (J)			
3/1/2017	6	8	44	64			110	32	40
3/2/2017									
4/19/2017									
4/20/2017	<10	<10	20		<10	10			
4/24/2017				46			32	16	
4/25/2017									14
7/13/2017									
10/10/2017									
10/11/2017	24		54	88	32	26			
10/12/2017		12					74	12	22
12/12/2017							150		
12/13/2017				68					
1/10/2018					10				
1/11/2018	6	34	100	10		56	150	20	
1/12/2018									56
7/11/2018	24 (J)				28 (J)	<5 (J)		52 (J)	32 (J)
7/12/2018		26 (J)	24 (J)	94 (J)			140 (J)		
1/29/2019	26				24	23			27
1/30/2019		22 (J)	55 (J)	89 (J)			160 (J)	43 (J)	
3/26/2019	27				<10	17			
3/27/2019		24	26	79			130	33	57
9/10/2019	13				21				
9/11/2019		28	49	39		15	130	23	45
3/31/2020					17				
4/1/2020	15	20	39			21	130	21	26
4/2/2020				63					
9/15/2020	14		25	82	17	13	140	24	34
9/16/2020		17							
3/16/2021	20	19	29		23		130		37
3/17/2021				81		29		24	

Prediction Limit

Constituent: Total Dissolved Solids (mg/L) Analysis Run 10/28/2022 5:14 PM View: PL's Interwell App III
Plant McIntosh Client: Southern Company Data: McIntosh LF4 CCR

GWC-23

4/19/2016	
4/20/2016	
4/21/2016	
6/14/2016	
6/15/2016	
6/16/2016	78
8/9/2016	
8/10/2016	88
8/11/2016	
9/26/2016	
9/27/2016	
9/28/2016	35
11/14/2016	
11/15/2016	
11/16/2016	98
1/10/2017	
1/11/2017	
1/12/2017	
1/13/2017	
1/16/2017	
1/17/2017	36
2/28/2017	
3/1/2017	
3/2/2017	38
4/19/2017	
4/20/2017	
4/24/2017	
4/25/2017	28
7/13/2017	20
10/10/2017	
10/11/2017	
10/12/2017	24
12/12/2017	
12/13/2017	
1/10/2018	
1/11/2018	
1/12/2018	43
7/11/2018	
7/12/2018	40
1/29/2019	
1/30/2019	38 (J)
3/26/2019	
3/27/2019	42
9/10/2019	
9/11/2019	24
3/31/2020	
4/1/2020	25
4/2/2020	
9/15/2020	27
9/16/2020	
3/16/2021	
3/17/2021	24

Prediction Limit

Constituent: Total Dissolved Solids (mg/L) Analysis Run 10/28/2022 5:14 PM View: PL's Interwell App III
Plant McIntosh Client: Southern Company Data: McIntosh LF4 CCR

GWC-23

8/17/2021	
8/18/2021	
8/19/2021	32
2/22/2022	
2/23/2022	23
8/2/2022	
8/3/2022	
8/4/2022	33



**ATLANTIC COAST
CONSULTING, INC.**

Roswell, GA
1150 Northmeadow
Pkwy, Suite 100
Roswell, GA 30076
Phone: 770.594.5998

Savannah, GA
7 East Congress Street
Suite 801
Savannah, GA 31401
Phone: 912.236.3471

Knoxville, TN
8848 Cedar Springs
Lane, Suite 202
Knoxville, TN 37923
Phone: 865.531.9143