



REPORT

2023 Annual Groundwater Monitoring and Corrective Action Report

Georgia Power Company - Plant Scherer Ash Pond 1

Submitted to:



Georgia Power Company

241 Ralph McGill Boulevard, NE
Atlanta, GA 30308

Submitted by:

WSP USA Inc.

5170 Peachtree Road Building 100 Suite 300, Atlanta, Georgia, USA 30341
+1 770 496-1893

January 31, 2024



SUMMARY

This *2023 Annual Groundwater Monitoring and Corrective Action Report*, Georgia Power Company - Plant Scherer Ash Pond 1 (AP-1), Juliette, Monroe County, Georgia (GA), was prepared to document groundwater monitoring activities January 1 through December 31, 2023 for AP-1. Groundwater monitoring and reporting for AP-1 is performed by WSP USA Inc. (WSP) in accordance with the United States Environmental Protection Agency (US EPA) Coal Combustion Residuals (CCR) Rule published in the Code of Federal Regulations (CFR) Title 40 Part 257 (40 CFR Part 257, Subpart D) dated April 17, 2015, and revised July 2018, 40 CFR § 257.90 through § 257.98. As required in 40 CFR § 257.90(e), this Annual Report describes the status of the groundwater monitoring program, summarizes key actions completed, and presents projected key activities for the upcoming reporting period at AP-1. Other CCR Landfill units on-site at Plant Scherer (Cell 1 and PAC Ash Cell) are reported separately.

Plant Scherer is a coal-fired power generation facility located in northeast Monroe County approximately 5 miles south of Juliette, GA. The property occupies approximately 13,000 acres and is bounded on the south by Lake Juliette. The planned closure of the AP-1 unit includes consolidation and capping of the ash within the 550-acre unit to a smaller footprint covering approximately 300 acres.

Groundwater at AP-1 is monitored with a comprehensive well network system comprised of upgradient and downgradient wells that meets federal and state monitoring requirements. Routine sampling and reporting for AP-1 began after background groundwater conditions were established for Appendix III and IV constituents between

2016 and 2018. Based on groundwater conditions at the Site, an assessment monitoring program was established for AP-1 in accordance with § 257.95 on May 15, 2018.

During the 2023 semi-annual and annual reporting periods, AP-1 remained in assessment monitoring. Groundwater elevation measurements were recorded at AP-1 monitoring wells within a 24-hour period prior to each sampling event. The elevation data were used to confirm the groundwater flow direction, and to confirm that the groundwater monitoring well network for the CCR unit effectively monitors groundwater downgradient of the unit. Thus, there are no changes to the AP-1 certified monitoring network in 2023. The groundwater annual monitoring events for AP-1 were conducted in February 2023 (first semi-annual) and in August 2023 (second semi-annual). Groundwater samples were collected and analyzed for both Appendix III and Appendix IV constituents from each of the Site monitoring wells.

Analytical data from the February and August 2023 monitoring events have been statistically analyzed in accordance with the Site's certified statistical analysis method. For both February and August 2023 semi-annual



Plant Scherer Ash Pond 1

monitoring events, statistical analyses indicate statistically significant increases (SSIs) above the prediction limit and statistically significant levels (SSLs) above the groundwater protection standard for specific Appendix III and Appendix IV constituents as summarized below. The AP-1 network remains in assessment monitoring.

Appendix III Constituent	Prediction Limit SSIs, February 2023
Boron	SGWC-9, SGWC-10, SGWC-11, SGWC-13, SGWC-14, SGWC-15, SGWC-16, SGWC-17, SGWC-18, SGWC-19, SGWC-20, SGWC-21, SGWC-22, SGWC-23
Calcium	SGWC-8, SGWC-9, SGWC-12, SGWC-14, SGWC-17, SGWC-18, SGWC-19, SGWC-21, SGWC-22, SGWC-23
Chloride	SGWC-7, SGWC-8, SGWC-9, SGWC-10, SGWC-11, SGWC-12, SGWC-13, SGWC-14, SGWC-15, SGWC-16, SGWC-17, SGWC-18, SGWC-19, SGWC-20, SGWC-21, SGWC-22, SGWC-23
Fluoride	SGWC-8
pH	SGWC-15, SGWC-18, SGWC-20
Sulfate	SGWC-7, SGWC-8, SGWC-9, SGWC-10, SGWC-12, SGWC-13, SGWC-14, SGWC-15, SGWC-16, SGWC-17, SGWC-18, SGWC-19, SGWC-20, SGWC-21, SGWC-22, SGWC-23
TDS	SGWC-8, SGWC-9, SGWC-12, SGWC-13, SGWC-14, SGWC-15, SGWC-17, SGWC-18, SGWC-19, SGWC-20, SGWC-21, SGWC-22, SGWC-23
Appendix III Constituent	Prediction Limit SSIs August 2023
Boron	SGWC-9, SGWC-10, SGWC-11, SGWC-13, SGWC-14, SGWC-15, SGWC-16, SGWC-17, SGWC-18, SGWC-19, SGWC-20, SGWC-21, SGWC-22, SGWC-23
Calcium	SGWC-8, SGWC-9, SGWC-12, SGWC-13, SGWC-14, SGWC-17, SGWC-18, SGWC-19, SGWC-21, SGWC-22
Chloride	SGWC-7, SGWC-8, SGWC-9, SGWC-10, SGWC-11, SGWC-12, SGWC-13, SGWC-14, SGWC-15, SGWC-16, SGWC-17, SGWC-18, SGWC-19, SGWC-20, SGWC-21, SGWC-22, SGWC-23
Fluoride	SGWC-7, SGWC-8, SGWC-20
pH	SGWC-15, SGWC-18, SGWC-20
Sulfate	SGWC-7, SGWC-8, SGWC-9, SGWC-10, SGWC-11, SGWC-12, SGWC-13, SGWC-14, SGWC-15, SGWC-16, SGWC-17, SGWC-18, SGWC-19, SGWC-20, SGWC-21, SGWC-22, SGWC-23
TDS	SGWC-8, SGWC-9, SGWC-12, SGWC-13, SGWC-14, SGWC-15, SGWC-17, SGWC-18, SGWC-19, SGWC-20, SGWC-21, SGWC-22, SGWC-23
Appendix IV Constituent	Confidence Interval SSLs, February 2023
Cobalt	SGWC-10, SGWC-11, SGWC-15, SGWC-18, SGWC-20
Appendix IV Constituent	Confidence Interval SSLs, August 2023
Cobalt	SGWC-10, SGWC-11, SGWC-15, SGWC-18, SGWC-20

In response to the SSLs of cobalt, Georgia Power initiated an assessment of corrective measures (ACM) on November 18, 2021, and prepared an ACM Report on April 15, 2022. Georgia Power will continue through the ACM evaluation following the timelines and requirements of Georgia (GA) Environmental Protection Division (EPD) Rules of Solid Waste Management 391-3-4-.10 (Georgia CCR Rule) and 40 CFR § 257.96. Pursuant to the requirements of § 257.96 a semi-annual report on the progress of remedy selection has been documented herein.

Based on review of the Appendix III and Appendix IV statistical results completed for the groundwater monitoring and corrective action program during the 2023 reporting period, the Site will remain in assessment monitoring. Georgia Power will continue routine groundwater monitoring and reporting at the Site. Reports will be posted to the website and provided to GA EPD semi-annually.

Table of Contents

CERTIFICATION	vii
1.0 INTRODUCTION	1
1.1 Site Description and Background.....	1
1.2 Regional and Site Geology and Hydrogeologic Setting.....	2
1.3 Groundwater Monitoring Well Network	3
2.0 GROUNDWATER MONITORING ACTIVITIES	3
2.1 Monitoring Well Installation and Maintenance	3
2.2 Assessment Monitoring.....	3
2.3 Supplemental Sampling	4
3.0 SAMPLE METHODOLOGY AND ANALYSIS	4
3.1 Groundwater Level Measurements.....	4
3.2 Groundwater Gradient and Flow Velocity	4
3.3 Groundwater Sampling	5
3.4 Laboratory Analyses	5
3.5 Quality Assurance and Quality Control Summary.....	6
4.0 STATISTICAL ANALYSES	6
4.1 Statistical Method.....	6
4.1.1 Appendix III Statistical Methods.....	6
4.1.2 Appendix IV Assessment Monitoring Statistical Methods.....	7
4.2 Statistical Analysis Results	7
4.2.1 First Semi-Annual 2023 – Appendix III Statistical Results.....	7
4.2.2 First Semi-Annual 2023 – Assessment Monitoring Statistical Results	8
4.2.3 First Semi-Annual 2023 Trend Evaluation	8
4.2.4 Second Semi-Annual 2023 – Appendix III Statistical Results	8
4.2.5 Second Semi-Annual 2023 – Assessment Monitoring Statistical Results.....	8
4.2.6 Second Semi-Annual 2023 Trend Evaluation.....	9

5.0 ASSESSMENT MONITORING AND DELINEATION STATUS	9
6.0 ASSESSMENT OF CORRECTIVE MEASURES	9
7.0 MONITORING PROGRAM STATUS.....	10
8.0 CONCLUSIONS AND FUTURE ACTIONS	10
9.0 REFERENCES	10

Tables

Table 1:	Summary of Monitoring Well and Piezometer Construction Data
Table 2:	Groundwater Sampling Event Summary
Table 3:	Summary of Groundwater Elevations
Table 4A:	Horizontal Groundwater Velocity Calculations Ash Pond 1 – February 2023
Table 4B:	Horizontal Groundwater Velocity Calculations Ash Pond 1 – July 2023
Table 5A:	Analytical Data Summary – February 2023
Table 5B:	Analytical Data Summary – August 2023
Table 6:	Summary of Background Levels and GWPS

Figures

Figure 1:	Site Location Map
Figure 2:	Site Plan, Monitoring Well and Piezometer Location Map
Figure 3A:	Potentiometric Surface Map – February 21, 2023
Figure 3B:	Potentiometric Surface Map – July 31, 2023

Table of Contents - continued

Appendices

Appendix A: Field Data Forms and Instrument Calibration Records

Appendix B: Analytical Results, Data Validation Summaries, and Laboratory Accreditation

Appendix C: Well Condition Assessment Forms and Well Maintenance and Repair Documentation
Memorandum


Appendix D: Statistical Analyses

Appendix E: Semi-Annual Remedy Selection and Design Progress Report

Certification


This 2023 Annual Groundwater Monitoring and Corrective Action Report, Plant Scherer Ash Pond 1 (AP-1) has been prepared in compliance with the United States Environmental Protection Agency Coal Combustion Residual Rule (40 Code of Federal Regulations [CFR] 257 Subpart D), specifically § 257.90(e), and the Georgia Environmental Protection Division Rules for Solid Waste Management 391-3-4-.10 by a qualified groundwater scientist or engineer with WSP USA Inc. I hereby certify that I am a qualified groundwater scientist, in accordance with the Georgia Rules of Solid Waste Management 391-3-4-.01.

WSP USA INC.



Dawn L. Prell, CPG
Technical Principal, Hydrogeologist

Rhonda N. Quinn, PG
Georgia Registered Professional Geologist No. 1031



Mark T. Prytula, PhD, PE
Georgia Professional Engineer No. 026729

1.0 INTRODUCTION

In accordance with the United States (US) Environmental Protection Agency (EPA) Coal Combustion Residuals (CCR) Rule 40 Code of Federal Regulations (CFR) 257 Subpart D and the Georgia (GA) Environmental Protection Division (EPD) Rules of Solid Waste Management 391-3-4-.10 (Georgia CCR Rule), WSP USA Inc. (WSP) has prepared this *Annual Groundwater Monitoring and Corrective Action Report* to document groundwater monitoring activities conducted during 2023 at Georgia Power's Plant Scherer (Scherer) Ash Pond 1 (AP-1, Site). This report includes the results of the first and second semi-annual monitoring events conducted in February 2023 and July/August 2023 (which began on July 31 to measure Site-wide groundwater elevations and is hereinafter referred to the August 2023 event). For ease of reference, the US EPA CCR Rule is cited within this report.

Due to statistically significant increases (SSIs) of Appendix III parameters, Georgia Power initiated an assessment monitoring program for AP-1 in 2018. An Alternate Source Demonstration (ASD) was submitted to GA EPD on January 14, 2019, to address statistically significant levels (SSLs) of cobalt identified at wells SGWC-10, SGWC-11, SGWC-15, SGWC-18, and SGWC-20. Following review of the ASD report, GA EPD issued a notice of non-concurrence, dated August 2021, which acknowledged that cobalt is naturally occurring in groundwater but required additional lines of evidence for approval. Following receipt of GA EPD's notice, Georgia Power initiated an assessment of corrective measures (ACM) on November 18, 2021. Georgia Power is performing an ACM following the timelines and requirements of Georgia CCR Rule 391-3-4-.10(6)(a) and 40 CFR § 257.96. Pursuant to § 257.96(b), Georgia Power continues to monitor groundwater at AP-1 in accordance with the assessment monitoring program established for the unit in 2018, including semi-annual monitoring and reporting.

The following sections describe the Site setting and monitoring program, analytical data collected from the most recent sampling events, statistical analysis of the data, a description of groundwater flow direction and rate, and a discussion of the current findings with relevant conclusions and recommendations for future monitoring activities at the Site.

1.1 Site Description and Background

Plant Scherer is a coal-fired power generation facility located in northeast Monroe County approximately 5 miles south of Juliette, GA. The Plant Scherer property occupies approximately 13,000 acres and is bounded on the south by Lake Juliette. The Plant is primarily surrounded by agricultural and residential use. Figure 1 depicts the location of Plant Scherer relative to the surrounding area.

CCR produced from power generation has historically been stored in AP-1. Figure 2 depicts the general configuration of AP-1 and Site monitoring wells. As of 2019, AP-1 no longer received CCR and as of October 30, 2020, AP-1 no longer received non-CCR waste streams. A permit application for closure of AP-1 was submitted to GA EPD, last updated in October 2022, and is currently under review.

Plant Scherer is located within the Piedmont Physiographic Province of central Georgia, which is characterized by gently rolling hills and narrow valleys, with locally pronounced linear ridges. Overall, the property slopes gently south toward Lake Juliette and east toward the Ocmulgee River (Figure 1). AP-1 is located on a topographically high area, with several relatively small, intermittent, and perennial creeks and streams surrounding the pond. Several isolated hilltops occur west of the pond and represent topographic high points on the Site. Topographic relief across the Site is greater than 200 feet, with a natural topographic high of over 570 feet above mean sea level (ft msl) occurring along the ridge west of AP-1, and a topographic low of less than 380 ft msl in the eastern portion of the Site near Berry Creek.

1.2 Regional and Site Geology and Hydrogeologic Setting

The following section includes a general description of regional geologic and hydrogeologic characteristics of formations that occur beneath the Site. Information presented in this section is based on published literature, discussion with local geologic experts, and experience working in this geologic terrain (Golder, 2020).

Plant Scherer is located within the center of the East Juliette, GA US Geological Survey (USGS) 7.5-minute topographic quadrangle. The Piedmont/Blue Ridge geologic province contains some of the oldest rocks in the Southeastern US. Since their origin, approximately 276 to 1100 million years ago (Ma), these late Precambrian (Neoproterozoic) to late Paleozoic (Permian) rocks have undergone repeated cycles of igneous intrusions and extrusions, metamorphism, folding, faulting, shearing, and silicification. The latest regional metamorphism and associated deformation has been attributed to the collision of the North America plate with the Eurasian plate approximately 200 to 230 Ma. Later deformation and emplacement of mafic dikes is associated with the rifting of the North American craton during the Mesozoic and Cenozoic Eras.

The metamorphic and igneous rocks that underlie the area have been subjected to physical and chemical weathering, which has created a landscape dissected by creeks and streams forming a dendritic drainage pattern. These rocks are deeply weathered due to the humid climate and bedrock is typically overlain by a variably thick blanket of residual soils and saprolite. The overall depth of weathering in the Piedmont/Blue Ridge is generally about 20 to 60 feet; however, the depth of weathering along discontinuities and/or very feldspathic rock units may extend to depths greater than 100 feet. Because of such variations in rock types and structure, the depth of weathering can vary significantly over short horizontal distances.

Locally, boring logs and monitoring/piezometer installation logs were used to evaluate the hydrostratigraphy of the Site. Material types identified included residual soils, saprolitic soils, saprolitic rock (or partially weathered rock if blow counts were provided), transitionally weathered rock (TWR), which are referred to as overburden, and competent bedrock. Residual and soils, primarily sandy silt, silty sand, sandy clay, and silty clay, occur as a variably thick blanket overlying bedrock across most of the Site. The thickness of the soil encountered in the borings is variable, ranging from little to no soil where outcrop is encountered at the surface, to as much as 168 feet. Thickness of saprolitic soils /or saprolitic rock are also variable across the Site. The saturated thickness of the overburden material ranges from 2 feet to over 40 feet.

Based on a review of boring and well construction logs, the screen sections and filter pack intervals for most of the piezometers and monitoring wells installed at the Site are located within the overburden. Based on groundwater elevations, groundwater generally flows from the northwest towards AP-1 and then radially (following topography) away from the ridge to the northeast and east, southeast and south and southwesterly directions across the Site and is consistent with historical observations. The direction and gradient of topography and groundwater surface suggests and supports an unconfined, phreatic or water table aquifer generally within the overburden.

Field hydraulic conductivity tests (i.e., slug tests) performed in a variety of geologic materials on site indicate an average horizontal hydraulic conductivity on the order of 6×10^{-4} centimeters per second (cm/s) with an average of 2.36 feet/day (ft/day) and a median of 1.31 ft/day (Golder, 2020). This hydraulic conductivity is generally consistent with regional measurements within Piedmont overburden (Heath, 1982).

1.3 Groundwater Monitoring Well Network

A groundwater monitoring system was installed within the uppermost aquifer at Plant Scherer AP-1 in accordance with § 257.91 (Golder, 2018). The monitoring system is intended to monitor groundwater passing the waste boundary of AP-1 within the uppermost aquifer. Wells are located upgradient and downgradient of AP-1 based on groundwater flow direction inferred from the potentiometric surface elevation contour maps. A network of 25 wells was installed for groundwater monitoring near AP-1. Table 1 includes the pertinent construction details for the AP-1 monitoring well network at Plant Scherer.

A series of groundwater piezometers have also been installed at the Site for gauging groundwater elevations. Table 1 also includes pertinent construction details for the AP-1 piezometers. Landfill Cell 1 and PAC Ash Cell wells are discussed in a separate report. The detection monitoring well network has been certified by a Registered Professional Engineer in Georgia and notice of that certification has been placed in the Plant Scherer Operating Record.

2.0 GROUNDWATER MONITORING ACTIVITIES

In accordance with 40 CFR § 257.90(e), the following subsections describe monitoring-related activities performed during the calendar year 2023 and presents the status of the monitoring program. Groundwater sampling was performed in accordance with 40 CFR § 257.93. Samples were collected from each well in the certified groundwater monitoring well system. The location of each of these monitoring wells is shown on Figure 2. Table 2 presents a summary of groundwater sampling events completed for AP-1 in 2023. Field Data Forms and Instrument Calibration Forms for the first and second semi-annual events in 2023 are included in Appendix A. Analytical results, laboratory accreditation, and data validation summaries for each of the 2023 sampling events are included in Appendix B.

2.1 Monitoring Well Installation and Maintenance

There was no change to the detection groundwater monitoring system during this reporting period. Monitoring wells are inspected semi-annually to determine if any repairs or corrective actions are necessary to meet the requirements of the Georgia Water Well Standards Act (O.C.G.A. § 12-5-134(5)(d)(vii)). In February and August 2023, monitoring wells were inspected, and necessary corrective actions were identified. The well condition inspection forms from each sampling event are also included in Appendix C.

2.2 Assessment Monitoring

Pursuant to § 257.94(e)(3), an assessment monitoring program has been established for AP-1 at Plant Scherer based on statistically significant increases. A notice of assessment monitoring was placed in the Plant Scherer Operating Record on May 15, 2018.

Groundwater sampling events were conducted for AP-1 in February and August 2023. Samples were collected from each well in the certified monitoring network as well as those in the assessment monitoring network presented in Table 1. Table 2 presents a summary of groundwater sampling events completed for AP-1 in 2023 and the status of the monitoring network.

During the February and August semi-annual sampling events, groundwater samples were collected for Appendix III and Appendix IV constituents. Results of the sampling activities conducted during calendar year 2023 are discussed in Section 5.0, and the data are presented in Appendix B.

Groundwater samples collected from the detection and assessment monitoring well networks in February and August 2023 were also analyzed for major ions (magnesium, manganese, potassium, sodium, total and bicarbonate alkalinity) to support the evaluation of corrective measures.

2.3 Supplemental Sampling

Additional monitoring as recommended by the Risk Evaluation Report (Wood, 2021) was also completed at Site piezometers PZ-25S and PZ-25I. The laboratory reports associated with each of these sampling events are provided in Appendix B.

3.0 SAMPLE METHODOLOGY AND ANALYSIS

Groundwater sampling events were conducted for AP-1 in February and August 2023. During the 2023 semi-annual sampling events, groundwater samples were collected for Appendix III constituents and Appendix IV constituents from each detection and assessment monitoring wells. Results of sampling activities conducted in 2023 are presented in Appendix B.

3.1 Groundwater Level Measurements

Groundwater elevations were recorded on February 21, 2023 and July 31, 2023 from Site monitoring wells and piezometers. Due to access constraints related to construction, one well at Cell 1 (GWC-1) was not gauged for water levels during the February 2023 sampling event. Water levels from each of the monitoring events are provided in Table 3 and are consistent with historical data. The recorded water level data from the semi-annual monitoring events were used to develop potentiometric surface elevation contour maps as presented on Figures 3A and 3B. Review of Figures 3A and 3B shows that groundwater generally flows from the northwest towards AP-1 and then radially (following topography) away from the ridge to the northeast and east, southeast and south, and southwesterly directions across the Site and is consistent with historical observations. The consistent correlation in direction and gradient of topography and groundwater surface suggests and supports an unconfined, phreatic or water table aquifer within the overburden.

3.2 Groundwater Gradient and Flow Velocity

Groundwater flow rates at the Site were calculated based on hydraulic gradients, hydraulic conductivity from previous slug test results, and an estimated effective porosity of the screened horizon. Based on available slug test data, hydraulic conductivity of approximately 1.31 to 2.36 feet per day was used in the flow calculations. The hydraulic gradient was calculated between well pairs shown on Tables 4A and 4B. An effective porosity of 0.2 was used based on the default values for effective porosity recommended by US EPA for a silty sand-type soil (US EPA, 1996).

Horizontal flow velocity was calculated using the commonly used derivative of Darcy's Law:

$$V = \frac{K * i}{n_e}$$

Where:

$$V = \text{Groundwater flow velocity } \left(\frac{\text{feet}}{\text{day}} \right)$$

$$K = \text{Average Hydraulic Conductivity of the aquifer } \left(\frac{\text{feet}}{\text{day}} \right)$$

$$i = \text{Horizontal hydraulic gradient } \left(\frac{\text{feet}}{\text{feet}} \right)$$

$$n_e = \text{Effective porosity}$$

Using this equation and groundwater elevation data from February and July 2023, horizontal groundwater velocities are calculated for various areas of the Site and are tabulated on Tables 4A and 4B.

As presented on Tables 4A and 4B, groundwater flow velocities across at the Site range from approximately 0.08 ft/day to 0.25 ft/day across AP-1 in February 2023, and from approximately 0.08 ft/day to 0.25 ft/day in August 2023. Overall, as discussed in Section 3.1, the direction and gradient of topography and groundwater surface suggests and supports an unconfined, phreatic or water table aquifer generally within the overburden at Plant Scherer.

3.3 Groundwater Sampling

Groundwater samples were collected in accordance with § 257.93(a). Monitoring wells were purged and sampled using low-flow sampling procedures. Dedicated and/or non-dedicated peristaltic and low-flow pneumatic bladder pumps were used to purge and sample the wells. Non-dedicated equipment was decontaminated in accordance with US EPA Region 4 standard operating procedures (US EPA, 2020a). During purging of each well, field measurements of temperature, specific conductance, dissolved oxygen (DO), pH, and oxidation-reduction potential (ORP) were recorded using a SmarTroll® (an In-Situ® field instrument) or an Aqua TROLL 400 along with a separate turbidity meter to verify stabilization.

Groundwater samples were collected when the following general stabilization criteria were met:

- 0.1 standard units (S.U.) for pH
- 5% for specific conductance
- 0.2 milligrams per liter (mg/L) for DO or 10% if DO > 0.5 mg/L (whichever is greater)
- Turbidity less than 5 nephelometric turbidity units (NTU)

Field data and sampling notes for each monitoring well are recorded on field sampling forms, which contain a description of the sampling equipment, sampling method, purge rate, field observations, and depth to water measurements at each monitoring location. Deviations from stabilization criteria, if applicable, are identified on field sampling forms. Following well stabilization, unfiltered samples were collected directly into appropriately preserved, laboratory-supplied sample containers, placed in iced coolers, and submitted to the laboratory following standard chain-of-custody protocol. Field data forms (“Low-Flow Test Reports”) generated directly from the SmarTroll® or Aqua TROLL 400, field sampling forms, and daily instrument calibration logs are included in Appendix A. Chain of-custody records are provided in Appendix B.

3.4 Laboratory Analyses

Groundwater samples were collected during two groundwater monitoring events in 2023 (February and August 2023). Because AP-1 is currently in assessment monitoring, groundwater samples from AP-1 detection and assessment monitoring wells were analyzed for Appendix III and Appendix IV monitoring parameters per 40 CFR Parts 257. Supplemental wells, PZ-25S and PZ-25I, were analyzed for select parameters in 2023. Groundwater samples were also analyzed for major ions (magnesium, manganese, potassium, sodium, sulfide, total and bicarbonate alkalinity). Tables 5A and 5B present tabulated summaries of the 2023 sampling results.

The required laboratory analyses were performed by Eurofins TestAmerica Laboratory (TAL) locations in St. Louis, Missouri, and Savannah, Georgia. TAL is accredited by National Environmental Laboratory Accreditation Program (NELAP) and maintain a NELAP certification for all parameters analyzed for this project. Groundwater data and chain of custody records for the monitoring events are presented in Appendix B.

3.5 Quality Assurance and Quality Control Summary

During each sampling event, quality assurance/quality control (QA/QC) samples are collected at a rate of at least one sample per every 10 samples. Equipment blanks (where non-dedicated sampling equipment is used), field blanks, and duplicate samples were also collected during each sampling event. QA/QC sample data were evaluated during data validation and are included in Appendix B.

A value followed by a "J" flag in tables and laboratory reports indicates that the value is an estimated analyte concentration detected between the method detection limit (MDL) and the laboratory reporting limit (RL). The estimated value is positively identified but is below the lowest concentration that can be reliably quantified within specified limits of precision and accuracy under routine laboratory operating conditions.

Groundwater quality data in this report were independently validated in accordance with US EPA Region 4 Data Validation Standard Operating Procedures (US EPA, 2011), National Functional Guidelines for Inorganic Superfund Methods Data Review (US EPA, 2020b) and the analytical methods. Data validation generally consisted of reviewing sample integrity, holding times, laboratory method blanks, laboratory control samples, matrix spikes/matrix spike duplicate recoveries and relative percent differences (RPDs), laboratory, and field duplicate RPDs, field and equipment blanks, and reporting limits. Where appropriate, validation qualifiers and flags were applied to the data per US EPA procedures and guidance. Data validation summary reports prepared by WSP are included in Appendix B. Flagged data identified in the statistical analysis reports are described in the following section. The validated data meet project objectives and the results are presented in Tables 5A and 5B.

4.0 STATISTICAL ANALYSES

Statistical analysis of Appendix III and Appendix IV groundwater monitoring data was performed pursuant to § 257.93-95 following the established statistical method for AP-1.

4.1 Statistical Method

The selected statistical method for AP-1 was developed in accordance with § 257.93(f) using methodology presented in *Statistical Analysis of Groundwater Data at RCRA Facilities*, Unified Guidance, US EPA 530/R-09-007 (Unified Guidance; US EPA March 2009). The Sanitas Statistical Software (Sanitas™) package was used to perform the statistical analyses of groundwater data. Sanitas™ is a decision-support software package that incorporates the statistical tests required of Subtitle C and D facilities by US EPA regulations and guidance as recommended in the Unified Guidance (US EPA, 2009). A summary table of the statistical results accompanies the prediction limits for Appendix III and confidence intervals for Appendix IV in Appendix D.

4.1.1 Appendix III Statistical Methods

For Appendix III constituents, groundwater monitoring data was statistically evaluated using interwell prediction limits. The Sen's Slope/Mann Kendall trend test was also performed to evaluate concentrations over time and determine whether concentrations are statistically increasing, decreasing, or stabilizing.

4.1.2 Appendix IV Assessment Monitoring Statistical Methods

For the Assessment Monitoring Program (Appendix IV constituents), parametric tolerance limits were used to calculate site specific background limits from pooled upgradient well data for Appendix IV parameters with a target of 95% confidence and 95% coverage. The confidence and coverage levels for nonparametric tolerance limits are dependent upon the number of background samples. The background limits were then used when determining the groundwater protection standard (GWPS) under 40 CFR § 257.95(h) and Georgia EPD Rule 391-3-4-.10(6)(a).

As described in 40 CFR 257.95(h)(1-3), the GWPS is:

- The maximum contaminant level (MCL) established under §§ 141.62 and 141.66 of this title;
- Where an MCL has not been established, Federal rule specified limits have been specified for cobalt (0.006 mg/L), lead (0.015 mg/L), lithium (0.040 mg/L), or molybdenum (0.100 mg/L); or
- The respective background level for a constituent when the background level is higher than the MCL or rule identified GWPS.

On February 22, 2022 GA EPD updated the Rules for Solid Waste Management 391-3-4-.10(6) to incorporate updated Federal GWPS where an MCL has not been established. Updated Federal GWPS were specified for cobalt (0.006 mg/L), lead (0.015 mg/L), lithium (0.040 mg/L), and molybdenum (0.100 mg/L), except when the site-specific background concentration of these constituents is higher. Statistical evaluations for 2023 events were updated to reflect these changes.

Consistent with applicable regulatory requirements, GWPS were established for statistical comparison of Appendix IV constituents. Table 6 summarizes the background limit established and the corresponding GWPS for each constituent.

To complete the statistical comparison to GWPS, confidence intervals were constructed for each of the Appendix IV parameters in each downgradient well. Those confidence intervals were compared to the GWPS established per both the State and Federal rules. Only when the entire confidence interval is above a GWPS is the well/constituent pair considered to be above its respective standard and to be an SSL.

Tolerance limits for confidence interval calculations are updated to include current data for each of the events. Due to varying reporting limits in background samples, the most recent reporting limit is used when a result is below detection limits.

4.2 Statistical Analysis Results

Analytical data from the first and second semi-annual monitoring events conducted in February and August 2023, have been statistically analyzed in accordance with the Statistical Analysis Plan for AP-1. Verification resampling to confirm initial SSIs was not performed; therefore, initial SSIs are considered verified. The statistical results of the February and August 2023 monitoring events are included in Appendix D.

4.2.1 First Semi-Annual 2023 – Appendix III Statistical Results

Based on statistical results presented in Appendix D, SSIs of boron, calcium, chloride, fluoride, pH, sulfate, and total dissolved solids (TDS) at various wells were identified following the February 2023 semi-annual monitoring

event. A detailed list of the noted exceedances is provided in Appendix D. Based on review of the Appendix III statistical analyses results, assessment monitoring will continue pursuant to 40 CFR 257.94(f).

4.2.2 First Semi-Annual 2023 – Assessment Monitoring Statistical Results

Analytical data from the February 2023 monitoring event at AP-1 have been statistically analyzed in accordance with the certified statistical analysis method for AP-1. Review of the statistical results indicates the following SSLs above the GWPS established according to both 40 CFR § 257.95(h) and 391-3-4-.10(6)(a):

AP-1 Confidence Interval Statistically Significant Level Exceedances February 2023	
Appendix IV Parameter	AP-1 Monitoring Well
Cobalt	SGWC-10, SGWC-11, SGWC-15, SGWC-18, and SGWC-20

4.2.3 First Semi-Annual 2023 Trend Evaluation

February 2023 results for cobalt were further evaluated using the Sen’s Slope/Mann Kendall trend test to determine whether concentrations are significantly increasing or decreasing. Upgradient wells are included in the trend analyses to identify whether similar patterns exist upgradient of the Site which is an indication of natural variability in groundwater. Results of trend analyses for cobalt are presented in the February 2023 Statistical Package in Appendix D. Statistically significant trends were noted for the following well/constituent pairs:

Increasing Trends (Cobalt)

None

Decreasing Trends (Cobalt)

SGWA-1 (upgradient) SGWA-25 (upgradient), SGWC-11, and SGWC-20

4.2.4 Second Semi-Annual 2023 – Appendix III Statistical Results

Based on statistical results presented in Appendix D, SSLs of boron, calcium, chloride, fluoride, pH, sulfate, and TDS at various wells were identified following the August 2023 semi-annual monitoring event. A detailed list of the noted exceedances is provided in Appendix D. Based on review of the Appendix III statistical analyses results, concentrations of Appendix III constituents have not returned to background levels and assessment monitoring will continue pursuant to 40 CFR 257.94(f).

4.2.5 Second Semi-Annual 2023 – Assessment Monitoring Statistical Results

Analytical data from the August 2023 monitoring event at AP-1 have been statistically analyzed in accordance with the AP-1 certified statistical analysis method. Review of the statistical results indicates the following SSLs above the GWPS established according to both 40 CFR § 257.95(h) and 391-3-4-.10(6)(a):

AP-1 Confidence Interval Statistically Significant Level Exceedances August 2023	
Appendix IV Parameter	AP-1 Monitoring Well
Cobalt	SGWC-10, SGWC-11, SGWC-15, SGWC-18, and SGWC-20

4.2.6 Second Semi-Annual 2023 Trend Evaluation

August 2023 results for cobalt were further evaluated using the Sen’s Slope/Mann Kendall trend test to determine whether concentrations are significantly increasing or decreasing. Upgradient wells are included in the trend analyses to identify whether similar patterns exist upgradient of the Site which is an indication of natural variability in groundwater. Results of trend analyses for cobalt are presented in the August 2023 Statistical Package in Appendix D. Statistically significant trends were noted for the following well/constituent pairs:

Increasing Trends (Cobalt)

None

Decreasing Trends (Cobalt)

SGWA-1 (upgradient), SGWA-25 (upgradient),
 SGWC-11, SGWC-18, and SGWC-20

5.0 ASSESSMENT MONITORING AND DELINEATION STATUS

CCR compliance groundwater monitoring activities have been performed for AP-1 since September 2016 pursuant to the CCR rule. Georgia Power initiated an assessment monitoring program in May 2018 after identifying SSLs of Appendix III parameters in groundwater. Pursuant to § 257.95, samples were collected from the compliance monitoring wells and analyzed for Appendix IV constituents.

In accordance with Section 21.1.1 of the Unified Guidance (US EPA, 2009), four independent data points are the minimum population size recommended to construct confidence intervals required to assess SSLs for Appendix IV constituents. For each of the detection and assessment monitoring wells, statistical analyses have been performed and are discussed above in Section 4.0 and included in Appendix D.

To characterize the nature and extent of cobalt SSLs, multiple piezometers have been installed and sampled at the Site (Golder, 2020); refer to the table below for constituent delineation status. Specific details regarding the delineation status at AP-1, including isoconcentration contours for cobalt, are discussed in the *Semi-Annual Remedy Selection and Design Progress Report* (Appendix E).

Detection/Assessment Monitoring Well with SSL	Constituent of Concern	Vertical Delineation Well	Horizontal Delineation Well Location
SGWC-10	Cobalt	PZ-69I	PZ-13S
SGWC-11	Cobalt	PZ-44I	PZ-14S
SGWC-15	Cobalt	PZ-17I	PZ-39S
SGWC-18	Cobalt	PZ-40I	PZ-41S
SGWC-20	Cobalt	PZ-42I	PZ-43S

Horizontal and vertical delineation is complete based on review of analytical results, statistical analyses and the isoconcentration contours (Appendix E).

6.0 ASSESSMENT OF CORRECTIVE MEASURES

On November 18, 2021, Georgia Power initiated the ACM for cobalt and documented the ACM report in the operating record on April 15, 2022. Georgia Power will complete the evaluation of ACM alternatives following the timelines and requirements of Rule 394-3-4-.10(6)(d)4 and § 257.96 and § 257.94(e)(3).

In accordance with 40 CFR § 257.97(a), a remedy selection progress report will be prepared and submitted concurrent with semi-annual groundwater monitoring reports to document results associated with additional data collection, and present progress toward selection and design of a groundwater remedy. The *Semi-Annual Remedy Selection and Design Progress Report* that is included as Appendix E includes the following information:

- i) A summary of the closure status for AP-1 as it relates to source control.
- ii) Summary of work completed to date to achieve delineation of constituents exceeding GWPS and a summary of data collected to date towards remedy selection.
- iii) A summary of remedial alternatives and progress towards remedy selection.

7.0 MONITORING PROGRAM STATUS

Statistical evaluations of the groundwater monitoring well data for AP-1 confirm SSIs of Appendix III groundwater monitoring parameters above background and SSLs of Appendix IV groundwater monitoring parameter (cobalt) above the GWPS. AP-1 will continue to be monitored in accordance with the assessment monitoring program pursuant to 40 CFR § 257.95. On November 18, 2021, Georgia Power initiated an ACM per Georgia CCR Rule 391-3-4-.10(6)(a) and § 257.96 to address the concentrations of cobalt in Site groundwater. Pursuant to 40 CFR 257.95(g)(1)(iv), the assessment wells continue to be sampled as part of the ongoing semi-annual assessment monitoring program and the assessment of corrective measures.

8.0 CONCLUSIONS AND FUTURE ACTIONS

This *2023 Annual Groundwater Monitoring and Corrective Action Report*, Georgia Power Company - Plant Scherer Ash Pond 1 was prepared to fulfill the requirements of US EPA's 40 CFR § 257.95 and GA EPD's 391-3-4-.10. The groundwater flow direction interpreted during this event is consistent with historical evaluations.

Review of analytical results and statistical analyses developed for AP-1 indicates statistical exceedances of cobalt identified during both semi-annual events for 2023. The monitoring well network continues to effectively monitor the uppermost aquifer beneath AP-1 and compliance monitoring will be conducted in accordance with § 257.94 and § 257.95.

Based on the findings presented herein, AP-1 will continue with assessment groundwater monitoring and is continuing with an ACM in response to the SSLs of cobalt in Site groundwater. The next scheduled sampling event is tentatively scheduled for February 2024. The February 2024 semi-annual assessment monitoring event will meet the requirements of § 257.95(b) and § 257.95(d)(1) and will include sampling and analysis of Appendix III and IV constituents.

9.0 REFERENCES

Combustion Residuals from Electric Utilities; Final Rule. [EPA-HQ-RCRA-2009-0640; FRL-9919-44- OSWER]. RIN-2050-AE81.

Golder, 2018, *2017 Annual Groundwater Monitoring and Corrective Action Report, Georgia Power Company Plant Scherer Ash Pond 1*, Golder Associates, Inc, January 30, 2018.

Golder, 2019, *Alternate Source Demonstration, Georgia Power Company Plant Scherer AP-1*, Golder Associates Inc, January 14, 2019.

Golder, 2020, *Hydrogeologic Assessment Report, Plant Scherer Ash Pond 1*, Golder Associates Inc., September 2020, revised December 2020.

Golder, 2022, *Semi-Annual Remedy Selection and Design Progress Report*, Georgia Power Company – Plant Scherer, Juliette, Georgia, Golder Associates USA Inc., August 31, 2022

Heath, R.C., 1982, *Basic Ground-Water Hydrology*. Water Supply Paper 2220. U.S. Geological Survey, Federal Center, Box 25425, Denver, Colorado.

Sanitas 2014, *Groundwater Statistical Software*, Sanitas Technologies, Shawnee, KS, 2007.
www.sanitastech.com.

US EPA, 1996, *Soil Screening Guidance: User's Guide*, Second Edition, EPA/540/R-96-018, July.

US EPA, 2009, *Statistical Analysis of Groundwater Monitoring Data at RCRA Facilities, Unified Guidance*. EPA 530-R-09-007.

US EPA, 2011, *Data Validation Standard Operating Procedures*. Science and Ecosystem Support Division. Region 4. Athens, GA, September.

US EPA, 2017, *Federal Register*. Volume 80. No. 74. Friday April 17, 2015. Part II. Environmental Protection Agency. 40 CFR Parts 257 and 261. Hazardous and Solid Waste Management System; Disposal of Coal Combustion Residuals from Electric Utilities; Final Rule. [EPA HQ RCRA-2009-0640; FRL-9919-44-OSWER]. RIN-2050-AE81.

US EPA, 2020a, *Laboratory Services and Applied Science Division, Operating Procedure, Field Equipment Cleaning and Decontamination*

US EPA, 2020b, *National Functional Guidelines for Inorganic Superfund Methods Data Review*, Office of Superfund Remediation and Technology Innovation. OLEM 9240.0-51 [EPA 540-R-20-005]. Washington. DC, November 2020.

Wood 2021. *Risk Evaluation Report*, Plant Scherer Ash Pond 1, Juliette, Georgia, Wood Environment & Infrastructure Solutions, Inc., January 2021.

TABLES

TABLE 1
SUMMARY OF MONITORING WELL AND PIEZOMETER CONSTRUCTION DATA
 Georgia Power Company - Plant Scherer
 Juliette, Georgia

Well ID	Hydraulic Location	Screened Matrix	NAD 83 Northing ^[1]	NAD 83 Easting ^[1]	Ground Surface Elevation at Concrete Pad (feet NAVD88)	Ground Surface Elevation (feet NAVD88) ^[2]	Top of Casing Elevation (feet NAVD88) ^[2]	Well Depth (ft BTOC) ^[3]	Top of Screen Elevation (feet NAVD88) ^[2]	Bottom of Screen Elevation (feet NAVD88) ^[2]	Screen Length (feet)	Date of Installation
AP-1 DETECTION MONITORING WELL NETWORK												
SGWA-1	Upgradient	Overburden	1119233.10	2399899.81	544.27	544.1	546.83	53.7	503.57	493.57	10	2/11/2015
SGWA-2	Upgradient	Bedrock	1119237.67	2399908.19	544.20	544.0	546.94	98.5	458.55	448.55	10	2/17/2015
SGWA-3	Upgradient	Overburden	1120224.15	2399296.64	543.03	542.9	545.83	53.0	502.88	492.88	10	11/18/2015
SGWA-4	Upgradient	Overburden	1121477.05	2401124.64	544.96	544.8	547.66	63.3	494.31	484.31	10	11/17/2015
SGWA-5	Upgradient	Overburden	1118088.42	2397426.26	505.93	505.7	508.48	32.8	485.53	475.53	10	11/18/2015
SGWC-6	Downgradient	Overburden	1122167.18	2401979.98	507.87	507.7	510.49	27.8	492.67	482.67	10	11/12/2015
SGWC-7	Downgradient	Bedrock	1122668.61	2402259.75	503.65	503.5	506.40	37.9	478.45	468.45	10	11/11/2015
SGWC-8	Downgradient	Overburden/Bedrock	1122865.98	2402979.50	511.68	511.5	514.28	42.8	481.48	471.48	10	11/11/2015
SGWC-9	Downgradient	Overburden	1122634.64	2403455.19	507.88	507.6	510.62	38.0	482.63	472.63	10	11/6/2015
SGWC-10	Downgradient	Overburden	1121895.85	2404046.92	506.80	506.6	509.41	32.8	486.60	476.60	10	11/5/2015
SGWC-11	Downgradient	Overburden	1121542.11	2404332.12	508.77	508.6	511.47	42.9	478.62	468.62	10	10/29/2015
SGWC-12	Downgradient	Overburden	1121576.75	2405009.92	497.80	497.7	500.53	50.4	460.70	450.70	10	10/30/2015
SGWC-13	Downgradient	Overburden	1121274.85	2405761.20	480.17	479.9	482.71	37.8	454.92	444.92	10	11/4/2015
SGWC-14	Downgradient	Overburden	1120966.13	2406329.89	473.52	473.3	476.72	38.7	448.52	438.52	10	2/24/2015
SGWC-15	Downgradient	Overburden	1120191.20	2407093.92	479.76	479.7	482.75	48.3	444.86	434.86	10	2/26/2015
SGWC-16	Downgradient	Overburden	1119221.42	2407155.89	457.18	457.0	460.31	43.5	428.23	418.23	10	3/3/2015
SGWC-17	Downgradient	Overburden	1118308.77	2407267.44	415.13	414.9	418.00	27.6	400.83	390.83	10	3/11/2015
SGWC-18	Downgradient	Overburden	1116947.75	2406931.32	510.41	510.3	513.29	47.5	476.21	466.21	10	3/17/2015
SGWC-19	Downgradient	Overburden	1116024.59	2406097.05	476.13	475.8	478.94	37.7	451.63	441.63	10	3/18/2015
SGWC-20	Downgradient	Overburden	1116020.73	2405307.67	501.69	501.5	504.60	28.1	486.49	476.49	10	11/19/2015
SGWC-21	Downgradient	Overburden	1115409.88	2404197.33	484.92	484.7	487.67	27.9	470.17	460.17	10	5/6/2015
SGWC-22	Downgradient	Overburden	1115540.08	2403001.81	515.51	515.4	518.02	52.7	478.91	468.91	10	1/22/2015
SGWC-23	Downgradient	Bedrock	1116693.80	2402131.07	520.17	520.0	523.10	52.8	480.72	470.72	10	2/3/2015
SGWA-24	Upgradient	Overburden	1118121.96	2400743.52	489.47	489.3	492.38	43.1	461.62	451.62	10	2/10/2015
SGWA-25	Upgradient	Overburen	1120555.28	2400857.08	523.45	523.2	526.49	48.3	488.60	478.60	10	2/18/2015

TABLE 1
SUMMARY OF MONITORING WELL AND PIEZOMETER CONSTRUCTION DATA
 Georgia Power Company - Plant Scherer
 Juliette, Georgia

Well ID	Hydraulic Location	Screened Matrix	NAD 83 Northing ^[1]	NAD 83 Easting ^[1]	Ground Surface Elevation at Concrete Pad (feet NAVD88)	Ground Surface Elevation (feet NAVD88) ^[2]	Top of Casing Elevation (feet NAVD88) ^[2]	Well Depth (ft BTOC) ^[3]	Top of Screen Elevation (feet NAVD88) ^[2]	Bottom of Screen Elevation (feet NAVD88) ^[2]	Screen Length (feet)	Date of Installation
AP-1 ASSESSMENT MONITORING WELL NETWORK												
PZ-13S	Downgradient	Overburden	1121957.03	2404227.47	517.68	517.5	520.51	48.3	482.58	472.58	10	4/1/2015
PZ-14S	Downgradient	Overburden	1121852.80	2404820.56	509.03	508.7	512.13	48.4	474.18	464.18	10	3/26/2015
PZ-17I	Downgradient	Bedrock	1120190.27	2407107.37	480.20	479.9	483.03	100.4	393.20	383.20	10	2/27/2015
PZ-39S	Downgradient	Overburden	1120178.43	2407470.49	471.99	471.8	474.58	82.8	405.79	395.79	10	8/21/2018
PZ-40I	Downgradient	Bedrock	1116960.39	2406934.72	510.19	510.1	512.55	86.5	437.09	427.09	10	8/15/2018
PZ-41S	Downgradient	Overburden	1116799.18	2407124.98	488.66	488.6	491.50	47.9	453.56	443.56	5	8/16/2018
PZ-42I	Downgradient	Bedrock	1116013.79	2405294.12	500.65	500.5	503.18	107.7	414.45	404.45	10	8/21/2018
PZ-43S	Downgradient	Overburden	1115598.12	2405507.16	501.34	501.2	504.03	57.8	460.69	450.69	10	8/17/2018
PZ-44I	Downgradient	Bedrock	1121515.40	2404330.23	507.91	507.9	510.36	116.5	403.86	393.86	10	9/5/2018
PZ-69I	Downgradient	Bedrock	1121906.36	2404051.35	506.44	506.0	508.85	108.9	410.00	400.00	10	1/13/2022
PIEZOMETERS												
PZ-2I	Downgradient	Bedrock	1115544.85	2402990.76	515.06	514.8	517.56	86.8	440.91	430.91	10	1/27/2015
PZ-3S	Downgradient	Overburden	1116085.04	2402533.80	514.57	514.4	517.29	52.9	474.77	464.77	10	1/29/2015
PZ-5I	Downgradient	Bedrock	1117484.15	2401816.71	520.73	520.6	523.26	49.8	484.03	474.03	10	2/4/2015
PZ-9I	Upgradient	Bedrock	1120562.72	2400862.76	523.61	523.3	526.57	83.5	453.51	443.51	10	2/19/2015
PZ-10S	Downgradient	Overburden	1122338.03	2401768.92	514.78	514.4	517.53	38.1	489.88	479.88	10	5/5/2015
PZ-11S	Downgradient	Overburden	1123169.22	2402767.44	526.19	526.0	529.31	49.2	490.54	480.54	10	4/6/2015
PZ-12S	Downgradient	Overburden	1122684.90	2403618.46	514.64	514.5	517.69	47.5	480.54	470.54	10	4/1/2015
PZ-14I	Downgradient	Bedrock	1121866.36	2404822.43	510.03	509.7	512.89	98.4	424.93	414.93	10	3/25/2015
PZ-15S	Downgradient	Overburden	1121486.96	2405558.59	497.59	497.4	500.60	43.3	467.74	457.74	10	4/28/2015
PZ-19I	Downgradient	Bedrock	1118588.47	2407251.56	414.74	414.5	417.76	75.1	353.04	343.04	10	3/4/2015
PZ-19S	Downgradient	Overburden	1118587.24	2407241.54	414.79	414.5	417.80	28.3	399.94	389.94	10	3/4/2015
PZ-20I	Downgradient	Bedrock	1118318.15	2407273.36	414.46	414.3	417.41	82.7	345.11	335.11	10	3/10/2015
PZ-21S	Downgradient	Overburden	1117639.19	2407006.52	470.85	470.6	473.74	28.1	457.60	447.60	10	3/12/2015
PZ-25S	Downgradient	Overburden	1121848.11	2404567.52	525.78	525.5	528.24	58.8	480.78	470.68	10	5/25/2016
PZ-25I	Downgradient	Overburden	1121837.80	2404573.04	526.02	525.8	528.39	128.6	410.97	400.97	10	5/24/2016

TABLE 1
SUMMARY OF MONITORING WELL AND PIEZOMETER CONSTRUCTION DATA
 Georgia Power Company - Plant Scherer
 Juliette, Georgia

Well ID	Hydraulic Location	Screened Matrix	NAD 83 Northing ^[1]	NAD 83 Easting ^[1]	Ground Surface Elevation at Concrete Pad (feet NAVD88)	Ground Surface Elevation (feet NAVD88) ^[2]	Top of Casing Elevation (feet NAVD88) ^[2]	Well Depth (ft BTOC) ^[3]	Top of Screen Elevation (feet NAVD88) ^[2]	Bottom of Screen Elevation (feet NAVD88) ^[2]	Screen Length (feet)	Date of Installation
PIEZOMETERS - continued												
PZ-26S	Downgradient	Overburden	1121696.65	2405733.23	489.17	489.1	491.65	48.6	454.27	444.27	10	6/1/2016
PZ-27D	Downgradient	Bedrock	1121558.94	2406023.17	472.659	472.4	475.43	129.0	367.61	347.61	20	6/17/2016
PZ-27S	Downgradient	Overburden	1121565.33	2406028.25	473.175	473.1	475.80	48.7	438.33	428.33	10	5/26/2016
PZ-28I	Downgradient	Bedrock	1121394.06	2406373.94	481.587	481.4	484.18	72.7	422.84	412.84	10	6/3/2016
PZ-29S	Downgradient	Overburden	1121269.19	2406618.29	488.704	488.5	491.31	48.8	453.70	443.70	10	5/26/2016
PZ-30I	Downgradient	Bedrock	1121073.53	2407078.99	475.712	475.6	478.31	89.8	400.46	390.46	10	6/2/2016
PZ-31I	Downgradient	Bedrock	1121204.03	2407445.73	464.163	464.0	466.89	79.9	399.06	389.06	10	6/2/2016
PZ-32D	Downgradient	Bedrock	1121089.64	2407719.37	462.561	462.4	465.42	129.6	366.56	336.56	30	6/1/2016
PZ-32S	Downgradient	Overburden	1121089.22	2407698.44	462.52	462.3	465.06	59.8	417.47	407.47	10	6/1/2016
PZ-33I	Downgradient	Overburden	1121245.25	2409064.05	466.547	466.4	469.38	79.4	400.65	390.65	10	6/8/2016
PZ-34S	Downgradient	Overburden	1121331.59	2409288.37	441.08	440.8	443.67	48.8	405.53	395.53	10	6/4/2016
PZ-35I	Downgradient	Overburden	1121598.57	2406058.33	474.72	474.6	474.40	55.8	429.27	419.27	10	6/22/2016
PZ-36I	Downgradient	Bedrock	1120410.99	2407256.25	478.96	478.9	481.52	99.7	393.56	383.56	10	6/5/2016
PZ-36S	Downgradient	Overburden	1120401.04	2407248.04	479.50	479.4	482.35	59.0	434.40	424.40	10	8/22/2018
PZ-37I	Downgradient	Overburden/Bedrock	1121178.48	2408419.19	479.68	479.5	482.18	75.2	418.48	408.48	10	6/2/2016
PZ-38I	Downgradient	Overburden	1121475.86	2406352.98	482.38	482.2	482.24	76.0	418.43	408.43	10	6/23/2016
PZ-45D	Downgradient	Bedrock	1125296.24	2400250.55	509.94	509.7	512.33	167.6	399.74	344.74	55	3/9/2020
PZ-46D	Downgradient	Overburden/Bedrock	1123512.22	2400923.25	447.37	447.1	450.28	56.7	423.57	393.57	30	3/17/2020
PZ-47D	Downgradient	Bedrock	1126623.42	2404366.80	406.91	406.8	410.01	29.2	396.66	381.66	15	3/11/2020
PZ-48S	Downgradient	Overburden	1125014.71	2405779.92	441.45	441.3	444.33	64.0	390.55	380.55	10	3/4/2020
PZ-49D	Downgradient	Bedrock	1123429.73	2410615.29	365.13	364.9	367.41	108.5	288.88	258.88	30	3/6/2020
PZ-49S	Downgradient	Overburden	1123434.46	2410605.99	365.29	365.2	367.89	27.7	350.19	340.19	10	3/7/2020
PZ-50D	Upgradient	Bedrock	1103125.91	2408306.87	470.70	470.7	473.78	103.1	380.66	370.66	10	3/18/2020
PZ-51D	Upgradient	Bedrock	1119239.99	2399955.07	543.47	543.2	546.04	128.9	427.17	417.17	10	3/8/2020
PZ-52	Downgradient	Overburden	1122822.91	2403622.69	519.68	519.4	521.84	79.4	452.43	442.43	10	3/17/2020
PZ-53	Downgradient	Overburden	1121932.34	2404813.43	513.81	513.6	516.64	48.0	478.61	468.61	10	3/19/2020

TABLE 1
SUMMARY OF MONITORING WELL AND PIEZOMETER CONSTRUCTION DATA
 Georgia Power Company - Plant Scherer
 Juliette, Georgia

Well ID	Hydraulic Location	Screened Matrix	NAD 83 Northing ^[1]	NAD 83 Easting ^[1]	Ground Surface Elevation at Concrete Pad (feet NAVD88)	Ground Surface Elevation (feet NAVD88) ^[2]	Top of Casing Elevation (feet NAVD88) ^[2]	Well Depth (ft BTOC) ^[3]	Top of Screen Elevation (feet NAVD88) ^[2]	Bottom of Screen Elevation (feet NAVD88) ^[2]	Screen Length (feet)	Date of Installation
PIEZOMETERS - continued												
PZ-54	Downgradient	Overburden	1121509.71	2406555.15	490.27	490.2	492.96	47.8	455.17	445.17	10	3/19/2020
PZ-55	Downgradient	Overburden	1121931.60	2409132.43	444.25	444.2	447.21	39.1	418.15	408.15	10	3/20/2020
PZ-56	Downgradient	Bedrock	1123524.68	2409037.21	431.10	430.8	433.68	48.8	395.10	385.10	10	3/19/2020
PZ-57	Downgradient	Overburden/Bedrock	1123405.64	2407361.88	436.55	436.4	439.51	62.1	387.45	377.45	10	3/19/2020
PZ-58	Downgradient	Overburden	1123299.43	2405207.09	489.35	489.3	492.21	49.0	453.25	443.25	10	3/16/2020
PZ-59S	Downgradient	Overburden	1125213.65	2407658.45	383.13	382.8	385.93	27.1	368.83	358.83	10	3/20/2020
PZ-59D	Downgradient	Bedrock	1125229.89	2407668.93	383.16	382.9	385.86	72.0	328.86	313.86	15	3/27/2020
PZ-60D	Downgradient	Bedrock	1124410.72	2408242.87	386.53	386.4	389.34	102.9	317.03	286.73	30	3/29/2020
PZ-60S	Downgradient	Overburden	1124400.44	2408243.59	386.66	386.4	389.88	23.5	376.36	366.36	10	3/31/2020
PZ-61	Downgradient	Overburden/Bedrock	1122537.21	2408531.43	436.84	436.8	439.27	52.5	397.34	387.34	10	4/11/2020
PZ-62	Downgradient	Overburden	1122370.34	2406175.11	498.45	498.3	501.32	55.1	456.00	446.00	10	4/9/2020
PZ-63	Downgradient	Bedrock	1123955.38	2404060.61	499.12	498.9	501.54	42.7	468.87	458.87	10	4/12/2020
PZ-64	Downgradient	Bedrock	1123724.36	2406404.18	476.09	476.0	479.52	72.5	416.99	406.99	10	4/8/2020
PZ-65	Downgradient	Overburden	1121937.16	2407733.04	429.77	429.6	432.42	32.8	409.57	399.57	10	4/11/2020
PZ-66D	Downgradient	Bedrock	1124644.48	2409028.45	424.64	424.4	427.60	269.2	-	-	open borehole	4/2/2020
PZ-66	Downgradient	Bedrock	1124664.10	2409115.98	418.68	418.4	421.24	62.9	373.38	358.38	15	5/8/2020
PZ-67D	Downgradient	Bedrock	1125764.81	2408259.40	424.86	424.7	428.48	304.8	-	-	open borehole	4/1/2020
PZ-67	Downgradient	Overburden	1125782.26	2408248.89	423.37	423.2	425.94	42.7	393.47	383.47	10	4/25/2020
PZ-68	Downgradient	Overburden	1125116.59	2407181.92	392.34	392.1	395.55	23.4	382.14	372.14	10	4/15/2020
LPZ-01	Upgradient	Overburden/Bedrock	1117001.58	2398513.19	550.47	550.0	553.29	69.1	495.97	485.97	10	11/10/2015
LPZ-02	Upgradient	Overburden	1119972.34	2398004.93	511.42	511.1	514.52	23.4	501.07	491.07	10	11/20/2015
LPZ-03	Upgradient	Overburden	1117883.86	2398657.00	512.55	512.2	515.45	38.3	487.15	477.15	10	11/18/2015
LPZ-04	Upgradient	Overburden	1115962.59	2397083.47	458.31	458.1	461.24	43.1	440.11	430.11	10	11/19/2015
LPZ-05	Upgradient	Overburden	1115328.95	2399698.53	521.81	521.5	524.51	106.405	479.41	469.41	10	11/5/2015

TABLE 1
SUMMARY OF MONITORING WELL AND PIEZOMETER CONSTRUCTION DATA
 Georgia Power Company - Plant Scherer
 Juliette, Georgia

Well ID	Hydraulic Location	Screened Matrix	NAD 83 Northing ^[1]	NAD 83 Easting ^[1]	Ground Surface Elevation at Concrete Pad (feet NAVD88)	Ground Surface Elevation (feet NAVD88) ^[2]	Top of Casing Elevation (feet NAVD88) ^[2]	Well Depth (ft BTOC) ^[3]	Top of Screen Elevation (feet NAVD88) ^[2]	Bottom of Screen Elevation (feet NAVD88) ^[2]	Screen Length (feet)	Date of Installation
GYP SUM CELL 1												
GWC-1	Downgradient	Overburden	1120077.85	2411555.32	371.77	371.6	374.95	39.35	346.91	336.91	10	10/28/2009
GWC-2	Downgradient	Overburden	1119816.59	2411493.53	377.02	376.9	380.22	57.82	332.12	322.12	10	10/8/2009
GWC-3	Downgradient	Overburden	1119615.01	2411201.98	409.97	409.6	412.66	49.46	373.20	363.20	10	10/29/2009
GWC-4	Downgradient	Overburden	1119255.96	2411041.82	408.50	408.4	411.75	42.85	378.70	368.70	10	11/21/2009
GWC-5	Downgradient	Overburden	1118897.72	2411025.88	393.37	393.3	396.69	38.22	372.84	362.84	10	10/22/2009
GWC-6	Downgradient	Bedrock	1118575.69	2410872.56	412.48	412.4	415.80	47.92	377.52	367.52	10	10/21/2009
GWC-7	Downgradient	Overburden	1118243.67	2410645.91	414.51	414.4	418.27	58.36	369.84	359.84	10	10/20/2009
GWC-8A	Downgradient	Overburden	1117917.32	2410375.16	398.65	398.6	401.62	48.02	364.30	354.30	10	3/29/2017
GWC-9	Downgradient	Overburden	1117955.40	2410167.75	383.21	382.8	386.18	19.87	376.02	366.02	10	11/4/2009
GWC-10	Downgradient	Overburden	1118306.77	2410018.28	389.49	388.9	392.87	39.48	367.50	357.50	10	11/3/2009
GWC-11	Downgradient	Overburden	1118648.98	2409778.84	399.21	398.8	402.33	33.52	377.81	367.81	10	11/3/2009
GWC-12	Downgradient	Overburden	1118977.87	2409554.57	409.66	409.2	412.89	37.23	384.94	374.94	10	11/3/2009
GWC-13	Downgradient	Overburden	1119338.68	2409390.95	416.71	416.5	419.77	42.76	386.52	376.52	10	11/2/2009
GWC-14	Downgradient	Overburden	1119655.05	2409111.75	400.41	400.2	403.60	28.43	386.09	376.09	10	11/4/2009
GWA-15	Upgradient	Overburden	1120009.40	2409282.43	412.00	411.7	415.01	28.31	395.51	385.51	10	11/4/2009
GWA-16	Upgradient	Overburden	1120248.68	2409579.75	441.01	440.9	444.24	58.33	396.71	386.71	10	10/13/2009
GWA-17	Upgradient	Overburden	1120210.57	2409946.73	442.92	442.8	445.84	46.32	409.27	399.27	10	9/28/2009
GWC-18	Downgradient	Overburden	1119998.73	2410261.85	436.40	436.3	439.66	62.86	389.49	379.49	10	9/29/2009
GWC-19	Downgradient	Overburden	1119645.70	2410713.20	426.34	426.3	430.20	73.90	382.45	372.45	10	10/2/2009
GWC-20	Downgradient	Overburden	1119950.51	2411195.38	423.03	423.0	426.30	72.93	363.85	353.85	10	10/6/2009



TABLE 1
SUMMARY OF MONITORING WELL AND PIEZOMETER CONSTRUCTION DATA
 Georgia Power Company - Plant Scherer
 Juliette, Georgia

Well ID	Hydraulic Location	Screened Matrix	NAD 83 Northing ^[1]	NAD 83 Easting ^[1]	Ground Surface Elevation at Concrete Pad (feet NAVD88)	Ground Surface Elevation (feet NAVD88) ^[2]	Top of Casing Elevation (feet NAVD88) ^[2]	Well Depth (ft BTOC) ^[3]	Top of Screen Elevation (feet NAVD88) ^[2]	Bottom of Screen Elevation (feet NAVD88) ^[2]	Screen Length (feet)	Date of Installation
PAC ASH CELL												
GWA-21	Upgradient	Overburden	1120675.73	2409462.70	419.81	419.7	422.58	19.88	412.04	402.04	10	6/29/2010
GWA-22	Upgradient	Overburden/Bedrock	1120962.12	2409473.22	442.01	442.0	444.50	42.49	412.29	402.29	10	6/30/2010
GWC-29	Downgradient	Overburden	1119875.58	2408717.95	396.98	396.9	399.64	27.12	382.78	372.78	10	6/28/2010
GWA-45	Upgradient	Overburden	1120669.03	2407889.56	448.33	448.3	451.08	35.81	425.99	415.99	10	6/23/2010
GWA-46	Upgradient	Overburden	1120783.23	2408235.69	458.37	458.3	461.13	46.31	424.38	414.38	10	6/23/2010
GWA-47	Upgradient	Overburden	1120862.63	2408585.01	463.03*	462.9	465.77	57.87	421.74	411.74	10	6/22/2010
GWA-48	Upgradient	Overburden	1120953.42	2408939.48	459.00	458.8	461.73	74.89	407.74	397.74	10	6/22/2010
GWA-49	Upgradient	Overburden	1121030.08	2409288.38	430.16	429.9	432.88	40.02	401.81	391.81	10	6/21/2010
GWC-50	Downgradient	Overburden	1119917.51	2408956.10	404.44	404.3	407.16	37.82	380.88	370.88	10	6/28/2010
GWC-51	Downgradient	Overburden	1119835.51	2408436.95	407.37	407.3	410.15	29.87	393.78	383.78	10	7/27/2010
GWC-52	Downgradient	Overburden	1119972.34	2408203.99	414.43	414.4	417.13	32.75	394.53	384.53	10	6/24/2010
GWC-53	Downgradient	Overburden	1120319.65	2407943.05	433.10	432.9	435.83	30.93	412.84	402.84	10	6/23/2010

TABLE 1
SUMMARY OF MONITORING WELL AND PIEZOMETER CONSTRUCTION DATA
 Georgia Power Company - Plant Scherer
 Juliette, Georgia

Well ID	Hydraulic Location	Screened Matrix	NAD 83 Northing ^[1]	NAD 83 Easting ^[1]	Ground Surface Elevation at Concrete Pad (feet NAVD88)	Ground Surface Elevation (feet NAVD88) ^[2]	Top of Casing Elevation (feet NAVD88) ^[2]	Well Depth (ft BTOC) ^[3]	Top of Screen Elevation (feet NAVD88) ^[2]	Bottom of Screen Elevation (feet NAVD88) ^[2]	Screen Length (feet)	Date of Installation
CELL 3												
GWC-30	Downgradient	Overburden/Bedrock	1119366.69	2408976.35	392.19	392.0	394.49	21.5	384.04	374.04	10	1/24/2020
GWC-31	Downgradient	Overburden	1118970.00	2409062.02	390.13	390.0	392.78	21.8	380.68	370.68	10	1/23/2020
GWC-32	Downgradient	Overburden	1118749.53	2409084.83	407.25	406.9	410.03	38.1	381.95	371.95	10	1/21/2020
GWC-33A	Downgradient	Overburden	1118458.68	2409359.58	391.32	390.9	393.96	27.1	376.87	366.87	10	1/25/2020
GWC-34	Downgradient	Overburden	1118248.26	2409680.41	386.48	386.2	389.29	22.1	377.23	367.23	10	1/13/2020
GWC-35	Downgradient	Overburden	1117860.46	2409906.21	385.35	385.1	387.90	22.8	375.10	365.10	10	1/12/2020
GWC-36	Downgradient	Overburden	1117561.29	2409681.44	422.52	422.0	425.12	48.5	386.62	376.62	10	1/10/2020
GWC-37	Downgradient	Overburden	1117239.70	2409636.56	427.38	427.2	429.80	44.6	395.23	385.23	10	1/8/2020
GWC-38	Downgradient	Overburden	1116786.45	2409533.11	416.23	416.0	418.68	41.7	386.98	376.98	10	1/7/2020
GWA-39	Upgradient	Bedrock	1116967.57	2408671.68	454.59	454.2	457.62	62.4	405.24	395.24	10	12/20/2019
GWA-40	Upgradient	Overburden	1117365.24	2408730.04	461.25	461.2	463.84	47.5	427.15	417.15	10	12/18/2020
GWA-41	Upgradient	Overburden	1118096.97	2408412.15	431.70	431.4	434.12	46.7	403.75	393.75	10	1/26/2020
GWA-42	Upgradient	Overburden	1118500.68	2408233.53	402.57	402.2	405.19	21.8	393.37	383.37	10	1/27/2020
GWA-43	Upgradient	Overburden	1118861.38	2408484.42	398.42	398.1	400.94	21.8	389.12	379.12	10	1/26/2020
GWA-44A	Upgradient	Overburden	1119296.99	2408569.76	396.83	396.5	399.62	23.9	386.58	376.58	10	1/27/2020
GWA-54	Upgradient	Bedrock	1117751.40	2408588.52	448.78	448.6	451.49	51.7	409.83	399.83	10	12/21/2020

Notes:

ft = feet; feet bgs = feet below ground surface; ft BTOC = feet below top of casing

[1] Coordinates in North American Datum (NAD) 1983, State Plane, Georgia-West, feet.

[2] Vertical elevations are in feet relative to the North American Vertical Datum (NAVD) 1988.

[3] Total well depth accounts for sump if data provided on well construction logs.

[4] Survey data provided by Jordan Engineering, Inc., July 2020.

[5] - = not applicable



**TABLE 2
GROUNDWATER SAMPLING EVENT SUMMARY**

Georgia Power Company - Plant Scherer
Juliette, Georgia

Well ID	Hydraulic Location	Sampling Event		Status of Monitoring Well
		February 2023	August 2023	
Purpose of Sampling Event		Detection / Assessment	Detection / Assessment	
AP-1 Detection Monitoring Wells				
SGWA-1	Upgradient	X	X	Assessment
SGWA-2	Upgradient	X	X	Assessment
SGWA-3	Upgradient	X	X	Assessment
SGWA-4	Upgradient	X	X	Assessment
SGWA-5	Upgradient	X	X	Assessment
SGWC-6	Downgradient	X	X	Assessment
SGWC-7	Downgradient	X	X	Assessment
SGWC-8	Downgradient	X	X	Assessment
SGWC-9	Downgradient	X	X	Assessment
SGWC-10	Downgradient	X	X	Assessment
SGWC-11	Downgradient	X	X	Assessment
SGWC-12	Downgradient	X	X	Assessment
SGWC-13	Downgradient	X	X	Assessment
SGWC-14	Downgradient	X	X	Assessment
SGWC-15	Downgradient	X	X	Assessment
SGWC-16	Downgradient	X	X	Assessment
SGWC-17	Downgradient	X	X	Assessment
SGWC-18	Downgradient	X	X	Assessment
SGWC-19	Downgradient	X	X	Assessment
SGWC-20	Downgradient	X	X	Assessment
SGWC-21	Downgradient	X	X	Assessment
SGWC-22	Downgradient	X	X	Assessment
SGWC-23	Downgradient	X	X	Assessment
SGWA-24	Upgradient	X	X	Assessment
SGWA-25	Upgradient	X	X	Assessment

**TABLE 2
GROUNDWATER SAMPLING EVENT SUMMARY**

Georgia Power Company - Plant Scherer
Juliette, Georgia

Well ID	Hydraulic Location	Sampling Event		Status of Monitoring Well
		February 2023	August 2023	
Purpose of Sampling Event		Detection / Assessment	Detection / Assessment	
AP-1 Assessment Monitoring Wells				
PZ-13S	Downgradient	X	X	Assessment
PZ-14S	Downgradient	X	X	Assessment
PZ-17I	Downgradient	X	X	Assessment
PZ-39S	Downgradient	X	X	Assessment
PZ-40I	Downgradient	X	X	Assessment
PZ-41S	Downgradient	X	X	Assessment
PZ-42I	Downgradient	X	X	Assessment
PZ-43S	Downgradient	X	X	Assessment
PZ-44I	Downgradient	X	X	Assessment
PZ-69I	Downgradient	X	X	Assessment
AP-1 Additional Monitoring Wells				
PZ-25I	Downgradient	X	X	Supplemental
PZ-25S	Downgradient	X	X	Supplemental

TABLE 3
SUMMARY OF GROUNDWATER ELEVATIONS
Georgia Power Company - Plant Scherer
Juliette, Georgia

Well ID	Top of Casing Elevation (Feet NAVD88) (certified 7/17/2020)	GROUNDWATER ELEVATION (Feet NAVD88)	
		2/21/2023	7/31/2023
ASH POND			
SGWA-1	546.83	506.63	507.60
SGWA-2	546.94	507.52	507.91
SGWA-3	545.83	515.08	516.01
SGWA-4	547.66	501.34	502.60
SGWA-5	508.48	492.88	494.26
SGWC-6	510.49	496.61	496.23
SGWC-7	506.40	492.97	493.14
SGWC-8	514.28	493.30	493.16
SGWC-9	510.62	488.84	489.13
SGWC-10	509.41	486.24	490.66
SGWC-11	511.47	477.69	491.43
SGWC-12	500.53	483.96	483.91
SGWC-13	482.71	478.28	477.76
SGWC-14	476.72	466.17	465.67
SGWC-15	482.75	454.71	454.04
SGWC-16	460.31	436.35	434.80
SGWC-17	418.00	415.69	415.42
SGWC-18	513.29	470.77	473.66
SGWC-19	478.94	463.91	462.83
SGWC-20	504.60	491.98	490.35
SGWC-21	487.67	487.14	486.60
SGWC-22	518.02	492.78	491.88
SGWC-23	523.10	491.40	491.45
SGWA-24	492.38	478.63	477.68
SGWA-25	526.49	500.14	499.70
PIEZOMETERS			
PZ-2I	517.56	492.16	490.13
PZ-3S	517.29	488.77	488.80
PZ-5I	523.26	488.28	489.25



TABLE 3
SUMMARY OF GROUNDWATER ELEVATIONS
Georgia Power Company - Plant Scherer
Juliette, Georgia

Well ID	Top of Casing Elevation (Feet NAVD88) (certified 7/17/2020)	GROUNDWATER ELEVATION (Feet NAVD88)	
		2/21/2023	7/31/2023
PIEZOMETERS - continued			
PZ-9I	526.57	500.16	500.23
PZ-10S	517.53	496.59	495.61
PZ-11S	529.31	491.28	492.12
PZ-12S	517.69	487.48	487.77
PZ-13S	520.51	488.75	489.10
PZ-14S	512.13	486.31	486.22
PZ-14I	512.89	486.30	486.24
PZ-15S	500.60	484.88	484.66
PZ-17I	483.03	455.14	454.41
PZ-19I	417.76	414.40	413.17
PZ-19S	417.80	413.78	412.73
PZ-20I	417.41	410.05	413.53
PZ-21S	473.74	463.41	463.20
PZ-25S	528.24	488.12	488.58
PZ-25I	528.39	488.28	488.37
PZ-26S	491.65	476.37	474.79
PZ-27S	475.80	471.61	469.59
PZ-27D	475.43	474.60	473.13
PZ-28I	484.18	467.02	465.27
PZ-29S	491.31	461.48	460.79
PZ-30I	478.31	448.68	448.98
PZ-31I	466.89	437.00	437.16
PZ-32S	465.06	438.32	438.93
PZ-32D	465.42	436.76	436.82
PZ-33I	469.38	425.47	426.32
PZ-34S	443.67	425.66	424.06
PZ-35I	474.40	471.38	469.31
PZ-36S	482.35	448.56	447.58
PZ-36I	481.52	450.80	449.76
PZ-37I	482.18	432.38	433.21

TABLE 3
SUMMARY OF GROUNDWATER ELEVATIONS
Georgia Power Company - Plant Scherer
Juliette, Georgia

Well ID	Top of Casing Elevation (Feet NAVD88) (certified 7/17/2020)	GROUNDWATER ELEVATION (Feet NAVD88)	
		2/21/2023	7/31/2023
PIEZOMETERS - continued			
PZ-38I	482.24	466.98	465.88
PZ-39S	474.58	435.08	438.66
PZ-40I	512.55	471.62	474.51
PZ-41S	491.50	459.54	460.74
PZ-42I	503.18	493.91	492.26
PZ-43S	504.03	481.97	480.50
PZ-44I	510.36	490.67	490.84
PZ-45D	512.33	484.32	482.70
PZ-46D	450.28	439.52	439.23
PZ-47D	410.01	400.28	399.35
PZ-48S	444.33	409.24	409.67
PZ-49S	367.89	361.23	359.71
PZ-49D	367.41	362.48	361.18
PZ-50D	473.78	447.34	NM
PZ-51D	546.04	507.15	508.02
PZ-52	521.84	486.82	487.10
PZ-53	516.64	486.12	485.99
PZ-54	492.96	462.51	461.70
PZ-55	447.21	421.40	422.28
PZ-56	433.68	393.18	393.38
PZ-57	439.51	405.33	404.44
PZ-58	492.21	446.59	446.29
PZ-59S	385.93	381.93	379.92
PZ-59D	385.86	381.70	379.82
PZ-60S	389.88	382.10	380.82
PZ-60D	389.34	384.64	383.30
PZ-61	439.27	418.99	418.72
PZ-62	501.32	470.06	460.80
PZ-63	501.54	480.83	480.77

TABLE 3
SUMMARY OF GROUNDWATER ELEVATIONS
Georgia Power Company - Plant Scherer
Juliette, Georgia

Well ID	Top of Casing Elevation (Feet NAVD88) (certified 7/17/2020)	GROUNDWATER ELEVATION (Feet NAVD88)	
		2/21/2023	7/31/2023
PIEZOMETERS - continued			
PZ-64	479.52	429.62	429.45
PZ-65	432.42	416.11	415.39
PZ-66	421.24	385.84	386.76
PZ-66D	427.60	380.18	379.57
PZ-67	425.94	401.70	402.48
PZ-67D	428.48	381.48	382.99
PZ-68	395.55	387.42	386.01
PZ-69I	508.85	490.73	490.68
LPZ-01	553.29	495.34	496.48
LPZ-02	514.52	512.42	512.55
LPZ-03	515.45	509.41	508.61
LPZ-04	461.24	448.17	447.48
LPZ-05	524.51	477.24	477.52



TABLE 3
SUMMARY OF GROUNDWATER ELEVATIONS
Georgia Power Company - Plant Scherer
Juliette, Georgia

Well ID	Top of Casing Elevation (Feet NAVD88) (certified 7/17/2020)	GROUNDWATER ELEVATION (Feet NAVD88)	
		2/21/2023	7/31/2023
CELL 1			
GWC-1	374.95	NM	364.71
GWC-2	380.22	368.38	365.74
GWC-3	412.66	376.98	377.93
GWC-4	411.75	379.50	379.32
GWC-5	396.69	377.59	376.88
GWC-6	415.80	377.35	378.29
GWC-7	418.27	375.84	375.99
GWC-8A	401.62	379.60	378.36
GWC-9	386.18	379.60	378.52
GWC-10	392.87	383.14	381.47
GWC-11	402.33	385.84	383.57
GWC-12	412.89	389.84	387.72
GWC-13	419.77	391.29	389.29
GWC-14	403.60	391.89	389.98
GWA-15	415.01	404.50	402.47
GWA-16	444.24	412.75	411.80
GWA-17	445.84	415.32	416.49
GWC-18	439.66	405.44	406.24
GWC-19	430.20	392.20	392.42
GWC-20	426.30	381.74	382.24

TABLE 3
SUMMARY OF GROUNDWATER ELEVATIONS
Georgia Power Company - Plant Scherer
Juliette, Georgia

Well ID	Top of Casing Elevation (Feet NAVD88) (certified 7/17/2020)	GROUNDWATER ELEVATION (Feet NAVD88)	
		2/21/2023	7/31/2023
PAC ASH CELL			
GWA-21	422.58	419.14	417.01
GWA-22	444.50	421.78	419.99
GWC-29	399.64	394.18	393.50
GWA-45	451.08	436.39	434.28
GWA-46	461.13	429.90	429.64
GWA-47	465.77	426.18	427.21
GWA-48	461.73	424.41	425.22
GWA-49	432.88	423.47	421.10
GWC-50	407.16	398.91	397.77
GWC-51	410.15	401.79	400.81
GWC-52	417.13	408.06	407.67
GWC-53	435.83	425.80	424.69



TABLE 3
SUMMARY OF GROUNDWATER ELEVATIONS
Georgia Power Company - Plant Scherer
Juliette, Georgia

Well ID	Top of Casing Elevation (Feet NAVD88) (certified 7/17/2020)	GROUNDWATER ELEVATION (Feet NAVD88)	
		2/21/2023	7/31/2023
CELL 3			
GWA-39	457.62	431.32	431.48
GWA-40	463.84	431.13	429.82
GWA-41	434.12	423.49	423.13
GWA-42	405.19	400.71	399.18
GWA-43	400.94	397.13	395.52
GWA-44A	399.62	395.98	394.02
GWA-54	451.49	425.80	424.05
GWC-30	394.49	388.99	387.19
GWC-31	392.78	387.63	386.59
GWC-32	410.03	387.03	386.08
GWC-33A	393.96	384.61	383.99
GWC-34	389.29	382.13	381.02
GWC-35	387.90	383.37	382.35
GWC-36	425.12	393.76	394.29
GWC-37	429.80	406.89	405.31
GWC-38	418.68	407.82	406.26

Notes:

Feet NAVD88 = Elevation in feet referenced to North American Vertical Datum of 1988

NM = Not Measured

TABLE 4A
HORIZONTAL GROUNDWATER VELOCITY CALCULATIONS
ASH POND 1 - FEBRUARY 2023
 Georgia Power Company- Plant Scherer
 Juliette, Georgia

Flow Paths	Groundwater Elevation (feet NAVD 88)	Δ H (feet)	Δ L (feet)	Hydraulic Gradient (Δ H/Δ L)	Hydraulic Conductivity, K (feet per day)	Assumed Effective Porosity (n _e)	Average Linear Groundwater Velocity	
							(feet per day)	(feet per year)
AP-1 February 2023								
SGWC-14/PZ-29S	466.17	4.69	400	0.012	1.31 to 2.36	0.2	0.08 to 0.14	28 to 50
	461.48							
SGWC-13/PZ-35I	478.28	6.90	400	0.017	1.31 to 2.36	0.2	0.11 to 0.20	41 to 74
	471.38							
SGWC-20/PZ-43S	491.98	10.01	468	0.021	1.31 to 2.36	0.2	0.14 to 0.25	51 to 92
	481.97							

Notes:

1. Δ H = Change in groundwater elevation
2. Δ L = Distance along flow path
3. $I = \Delta H / \Delta L$
4. Velocity = $(I * K) / n_e$
5. Hydraulic conductivity range based on historic aquifer performance tests with an average of 2.36 feet/day (ft/day) and a median of 1.31 ft/day (revised 3/2017)
6. Effective porosity based on default values for effective porosity recommended by USEPA for a silty sand-type soil (USEPA, 1996)
7. feet NAVD 88 = Elevation in feet referenced to North American Vertical Datum of 1988

TABLE 4B
HORIZONTAL GROUNDWATER VELOCITY CALCULATIONS
ASH POND 1 - JULY 2023
 Georgia Power Company- Plant Scherer
 Juliette, Georgia

Flow Paths	Groundwater Elevation (feet NAVD 88)	Δ H (feet)	Δ L (feet)	Hydraulic Gradient (Δ H/Δ L)	Hydraulic Conductivity, K (feet per day)	Assumed Effective Porosity (n _e)	Average Linear Groundwater Velocity	
							(feet per day)	(feet per year)
AP-1 August 2023								
SGWC-14/PZ-29S	465.67	4.88	400	0.012	1.31 to 2.36	0.2	0.08 to 0.14	29 to 53
	460.79							
SGWC-13/PZ-35I	477.76	8.45	400	0.021	1.31 to 2.36	0.2	0.14 to 0.25	51 to 91
	469.31							
SGWC-20/PZ-43S	490.35	9.85	468	0.021	1.31 to 2.36	0.2	0.14 to 0.25	50 to 91
	480.50							

Notes:

1. Δ H = Change in groundwater elevation
2. Δ L = Distance along flow path
3. $I = \Delta H / \Delta L$
4. Velocity = $(I * K)/n_e$
5. Hydraulic conductivity range based on historic aquifer performance tests with an average of 2.36 feet/day (ft/day) and a median of 1.31 ft/day (revised 3/2017)
6. Effective porosity based on default values for effective porosity recommended by USEPA for a silty sand-type soil (USEPA, 1996)
7. feet NAVD 88 = Elevation in feet referenced to North American Vertical Datum of 1988

TABLE 5A
ANALYTICAL DATA SUMMARY - FEBRUARY 2023
 Georgia Power Company - Plant Scherer
 Juliette, Georgia

Analyte	Units	DETECTION MONITORING WELLS														
		SGWA-1	SGWA-2	SGWA-3	SGWA-4	SGWA-5	SGWA-24	SGWA-25	SGWC-6	SGWC-7	SGWC-8	SGWC-9	SGWC-10	SGWC-11	SGWC-12	SGWC-13
		2/21/2023	2/22/2023	2/21/2023	2/22/2023	2/21/2023	2/23/2023	2/23/2023	2/22/2023	2/22/2023	2/22/2023	2/22/2023	2/22/2023	2/22/2023	2/23/2023	2/23/2023
Appendix III																
BORON, TOTAL	mg/L	< 0.060	< 0.060	< 0.060	< 0.060	< 0.060	0.18	0.10	< 0.060	0.064 J	0.11	1.6	0.28	0.75	0.079 J	0.69
CALCIUM, TOTAL	mg/L	2.2	11	6.4	20	1.8	17	9.6	10	15	41	36	2.2	1.7	21	20
CHLORIDE, TOTAL	mg/L	2.0	1.5	2.3	1.6	2.0	3.3	1.9	2.3	3.6	18	18	9.0	9.9	9.6	11
FLUORIDE, TOTAL	mg/L	0.048 J	0.070 J	0.041 J	0.60	0.039 J	0.074 J	0.075 J	0.11	0.16	0.52	0.076 J	0.045 J	0.063 J	0.089 J	0.077 J
pH	S.U.	5.28	6.85	5.82	6.36	5.60	6.33	6.04	6.28	6.51	6.51	6.14	5.23	5.10	6.04	5.94
SULFATE, TOTAL	mg/L	1.3	1.4	1.6	1.4	1.2	1.6	1.3	1.4	6.7	52	200	18	3.1	57	96
TOTAL DISSOLVED SOLIDS	mg/L	41	100	55	120	65	130	90	120	170	350	430	56	41	220	230
Appendix IV																
ANTIMONY, TOTAL	mg/L	< 0.00097	< 0.00097	< 0.00097	< 0.00097	< 0.00097	< 0.00097	< 0.00097	< 0.00097	< 0.00097	< 0.00097	< 0.00097	< 0.00097	< 0.00097	< 0.00097	< 0.00097
ARSENIC, TOTAL	mg/L	< 0.00028	< 0.00028	< 0.00028	0.00029 J	< 0.00028	< 0.00028	< 0.00028	< 0.00028	< 0.00028	< 0.00028	< 0.00028	< 0.00028	< 0.00028	< 0.00028	< 0.00028
BARIUM, TOTAL	mg/L	0.049	0.038	0.045	0.078	0.012	0.028	0.026	0.12	0.22	0.13	0.044	0.038	0.044	0.058	0.035
BERYLLIUM, TOTAL	mg/L	0.00036 J	< 0.00027	< 0.00027	< 0.00027	< 0.00027	< 0.00027	< 0.00027	< 0.00027	< 0.00027	< 0.00027	< 0.00027	< 0.00027	< 0.00027	< 0.00027	< 0.00027
CADMIUM, TOTAL	mg/L	< 0.00022	< 0.00022	< 0.00022	< 0.00022	< 0.00022	< 0.00022	< 0.00022	< 0.00022	< 0.00022	< 0.00022	< 0.00022	< 0.00022	< 0.00022	< 0.00022	< 0.00022
CHROMIUM, TOTAL	mg/L	0.0025	0.015	0.023	0.0058	0.0017 J	0.0058	0.0025	< 0.0015	< 0.0015	0.0023	< 0.0015	< 0.0015	< 0.0015	< 0.0015	< 0.0015
COBALT, TOTAL	mg/L	0.00071 J	< 0.00026	< 0.00026	< 0.00026	< 0.00026	< 0.00026	< 0.00026	0.00030 J	0.0014 J	< 0.00026	0.00062 J	0.025	0.023	0.0014 J	0.0016 J
FLUORIDE, TOTAL	mg/L	0.048 J	0.070 J	0.041 J	0.60	0.039 J	0.074 J	0.075 J	0.11	0.16	0.52	0.076 J	0.045 J	0.063 J	0.089 J	0.077 J
LEAD, TOTAL	mg/L	< 0.00038	< 0.00038	< 0.00038	< 0.00038	< 0.00038	< 0.00038	< 0.00038	< 0.00038	< 0.00038	< 0.00038	< 0.00038	< 0.00038	< 0.00038	< 0.00038	< 0.00038
LITHIUM, TOTAL	mg/L	0.0022 J	< 0.0013	< 0.0013	< 0.0013	0.0020 J	0.0022 J	0.0020 J	< 0.0013	0.0056	0.0014 J	< 0.0013	< 0.0013	0.0024 J	< 0.0013	< 0.0013
MERCURY, TOTAL	mg/L	< 0.00013	< 0.00013	< 0.00013	< 0.00013	< 0.00013	< 0.00013	< 0.00013	< 0.00013	< 0.00013	< 0.00013	< 0.00013	< 0.00013	< 0.00013	< 0.00013	< 0.00013
MOLYBDENUM, TOTAL	mg/L	< 0.00061	< 0.00061	< 0.00061	< 0.00061	< 0.00061	< 0.00061	< 0.00061	< 0.00061	< 0.00061	< 0.00061	< 0.00061	< 0.00061	< 0.00061	< 0.00061	< 0.00061
RADIUM (226 + 228)	pCi/L	0.00883 U	-0.0355 U	0.324 U	0.0211 U	0.575 U	0.355 U	-0.132 U	0.0662 U	-0.191 U	0.866	0.473 U	0.285 U	-0.172 U	0.784	0.506 U
SELENIUM, TOTAL	mg/L	< 0.00074	< 0.00074	< 0.00074	< 0.00074	< 0.00074	< 0.00074	< 0.00074	< 0.00074	< 0.00074	< 0.00074	< 0.00074	< 0.00074	< 0.00074	< 0.00074	< 0.00074
THALLIUM, TOTAL	mg/L	< 0.00047	< 0.00047	< 0.00047	< 0.00047	< 0.00047	< 0.00047	< 0.00047	< 0.00047	< 0.00047	< 0.00047	< 0.00047	< 0.00047	< 0.00047	< 0.00047	< 0.00047
Additional Parameters																
ALKALINITY , BICARBONATE	mg/L	14	69	45	110	31	110	64	75	130	260	82	18	12	83	24
ALKALINITY , CARBONATE	mg/L	< 5.0	< 5.0	< 5.0	< 5.0	< 5.0	< 5.0	< 5.0	< 5.0	< 5.0	< 5.0	< 5.0	< 5.0	< 5.0	< 5.0	< 5.0
ALKALINITY , TOTAL	mg/L	14	69	45	110	31	110	64	75	130	260	82	18	12	83	24
MAGNESIUM	mg/L	0.95	6.0	5.3	7.1	0.59	8.2	6.4	4.5	9.4	24	22	6.4	1.4	12	7.7
MANGANESE	mg/L	0.099	< 0.0013	< 0.0013	< 0.0013	0.0036 J	0.015	0.0087	0.053	0.12	< 0.0013	0.091	0.49	0.58	0.56	0.093
POTASSIUM	mg/L	0.71	0.93	1.1	1.7	0.52	1.0	0.69	0.87	3.9	1.1	0.51	0.34 J	0.33 J	0.66	1.1
SODIUM	mg/L	3.1	4.5	4.5	9.1	11	6.9	4.4	11	16	36	45	5.7	7.7	16	26
SULFIDE	mg/L	< 2.1	< 2.1	< 2.1	< 2.1	< 2.1	< 2.1	< 2.1	< 2.1	< 2.1	< 2.1	< 2.1	< 2.1	< 2.1	< 2.1	< 2.1
IRON, TOTAL	mg/L	< 0.028	< 0.028	< 0.028	< 0.028	< 0.028	0.16	0.098	0.23	0.21	< 0.028	< 0.028	0.12	0.14	1.3	0.33
FERROUS (II)	mg/L	0.5	0.0	0.0	0.0	0.0	0.0	0.0	0.0	0.0	0.0	0.0	0.0	0.5	1.5	0.0
FERRIC (III)	mg/L	< 0.0061	< 0.0061	< 0.0061	< 0.0061	< 0.0061	0.16	0.098	0.23	0.21	< 0.0061	0.12	0.14	< 0.0061	< 0.0061	33

NOTES:

1. mg/L - milligrams per Liter
2. pCi/L - picocuries per Liter
3. S.U. - Standard Units
4. < indicates the substance was not detected above the analytical method detection limit (MDL). The value displayed is the MDL.
5. J indicates the substance was detected at such low levels that the precision of the laboratory instruments could not produce a reliable value. Therefore, the value displayed is qualified by the laboratory as an estimated number.
6. Radium data are a combination of radium isotopes 226 and 228. When results are reported below the MDC (Minimum Detectable Concentration), data is displayed with an accompanying U. The MDC varies depending upon the sample amount and elapsed time of the measurement.
7. -- - Supplemental data not required.

TABLE 5A
ANALYTICAL DATA SUMMARY - FEBRUARY 2023
 Georgia Power Company - Plant Scherer
 Juliette, Georgia

Analyte	Units	DETECTION MONITORING WELLS									
		SGWC-14	SGWC-15	SGWC-16	SGWC-17	SGWC-18	SGWC-19	SGWC-20	SGWC-21	SGWC-22	SGWC-23
		2/23/2023	2/23/2023	2/23/2023	2/22/2023	2/22/2023	2/22/2023	2/22/2023	2/23/2023	2/23/2023	2/23/2023
Appendix III											
BORON, TOTAL	mg/L	1.7	2.2	0.87	0.34	8.1	2.0	1.7	1.3	0.63	0.81
CALCIUM, TOTAL	mg/L	37	14	1.3	56	41	38	14	34	34	22
CHLORIDE, TOTAL	mg/L	12	11	9.8	8.1	13	10	8.8	8.9	11	12
FLUORIDE, TOTAL	mg/L	0.068 J	0.11	0.045 J	0.060 J	0.061 J	0.046 J	0.13	0.087 J	0.075 J	0.089 J
pH	S.U.	5.72	4.59	5.13	6.23	5.00	5.53	4.38	6.19	5.72	6.00
SULFATE, TOTAL	mg/L	210	190	55	230	790	260	230	120	120	64
TOTAL DISSOLVED SOLIDS	mg/L	390	300	130	470	1200	440	350	350	260	210
Appendix IV											
ANTIMONY, TOTAL	mg/L	< 0.00097	< 0.00097	< 0.00097	< 0.00097	< 0.00097	< 0.00097	< 0.00097	< 0.00097	< 0.00097	< 0.00097
ARSENIC, TOTAL	mg/L	< 0.00028	0.0012	< 0.00028	< 0.00028	0.0015	< 0.00028	0.00046 J	< 0.00028	< 0.00028	< 0.00028
BARIIUM, TOTAL	mg/L	0.038	0.023	0.035	0.024	0.0098 J	0.022	0.018	0.10	0.082	0.060
BERYLLIUM, TOTAL	mg/L	< 0.00027	0.00038 J	< 0.00027	< 0.00027	< 0.00027	< 0.00027	0.00044 J	< 0.00027	< 0.00027	< 0.00027
CADMIUM, TOTAL	mg/L	< 0.00022	0.00023 J	< 0.00022	< 0.00022	< 0.00022	< 0.00022	< 0.00022	< 0.00022	< 0.00022	< 0.00022
CHROMIUM, TOTAL	mg/L	< 0.0015	0.029	0.012	0.0084	0.0096	0.013	< 0.0015	< 0.0015	< 0.0015	0.0016 J
COBALT, TOTAL	mg/L	0.0047	0.23	0.0056	0.00043 J	0.072	< 0.00026	0.082	< 0.00026	0.00069 J	< 0.00026
FLUORIDE, TOTAL	mg/L	0.068 J	0.11	0.045 J	0.060 J	0.061 J	0.046 J	0.13	0.087 J	0.075 J	0.089 J
LEAD, TOTAL	mg/L	< 0.00038	< 0.00038	< 0.00038	< 0.00038	< 0.00038	< 0.00038	< 0.00038	< 0.00038	< 0.00038	< 0.00038
LITHIUM, TOTAL	mg/L	< 0.0013	0.0022 J	< 0.0013	< 0.0013	0.0035 J	0.0015 J	0.0025 J	< 0.0013	0.0019 J	0.0042 J
MERCURY, TOTAL	mg/L	< 0.00013	< 0.00013	< 0.00013	< 0.00013	< 0.00013	< 0.00013	< 0.00013	< 0.00013	< 0.00013	< 0.00013
MOLYBDENUM, TOTAL	mg/L	< 0.00061	< 0.00061	< 0.00061	< 0.00061	< 0.00061	< 0.00061	< 0.00061	< 0.00061	< 0.00061	0.00062 J
RADIUM (226 + 228)	pCi/L	0.0406 U	0.0665 U	0.183 U	0.0917 U	0.0285 U	0.297 U	0.154 U	0.526 U	0.322 U	0.314 U
SELENIUM, TOTAL	mg/L	< 0.00074	< 0.00074	0.00093 J	< 0.00074	< 0.00074	< 0.00074	< 0.00074	< 0.00074	< 0.00074	0.00075 J
THALLIUM, TOTAL	mg/L	< 0.00047	< 0.00047	< 0.00047	< 0.00047	< 0.00047	< 0.00047	< 0.00047	< 0.00047	< 0.00047	< 0.00047
Additional Parameters											
ALKALINITY , BICARBONATE	mg/L	20	< 5.0	7.7	80	< 5.0	11	< 5.0	150	57	68
ALKALINITY , CARBONATE	mg/L	< 5.0	< 5.0	< 5.0	< 5.0	< 5.0	< 5.0	< 5.0	< 5.0	< 5.0	< 5.0
ALKALINITY , TOTAL	mg/L	20	< 5.0	7.7	80	< 5.0	11	< 5.0	150	57	68
MAGNESIUM	mg/L	18	13	0.75	28	18	18	12	12	16	10
MANGANESE	mg/L	0.16	3.1	0.031	0.028	0.64	0.031	1.2	0.044	0.15	< 0.0013
POTASSIUM	mg/L	1.7	4.3	0.61	0.44 J	3.0	1.8	3.6	1.5	2.9	1.6
SODIUM	mg/L	24	41	30	23	320	45	62	55	20	23
SULFIDE	mg/L	< 2.1	< 2.1	< 2.1	< 2.1	< 2.1	< 2.1	< 2.1	< 2.1	100	< 2.1
IRON, TOTAL	mg/L	0.086	0.028 J	< 0.028	0.29	< 0.028	< 0.028	< 0.028	0.053	0.22	< 0.028
FERROUS (II)	mg/L	0.0	0.0	0.0	0.0	0.0	0.0	0.0	0.0	0.0	0.0
FERRIC (III)	mg/L	0.086	0.028 J	< 0.0061	< 0.0061	< 0.0061	< 0.0061	< 0.0061	0.053	0.22	< 0.0061

NOTES:

1. mg/L - milligrams per Liter
2. pCi/L - picocuries per Liter
3. S.U. - Standard Units
4. < indicates the substance was not detected above the analytical method detection limit (MDL). The value displayed is the MDL.
5. J indicates the substance was detected at such low levels that the precision of the laboratory instruments could not produce a reliable value. Therefore, the value displayed is qualified by the laboratory as an estimated number.
6. Radium data are a combination of radium isotopes 226 and 228. When results are reported below the MDC (Minimum Detectable Concentration), data is displayed with an accompanying U. The MDC varies depending upon the sample amount and elapsed time of the measurement.
7. -- - Supplemental data not required.

TABLE 5A
ANALYTICAL DATA SUMMARY - FEBRUARY 2023
 Georgia Power Company - Plant Scherer
 Juliette, Georgia

Analyte	Units	ASSESSMENT MONITORING WELLS										SUPPLEMENTAL WELLS	
		PZ-13S	PZ-14S	PZ-17I	PZ-39S	PZ-40I	PZ-41S	PZ-42I	PZ-43S	PZ-44I	PZ-69I	PZ-25S	PZ-25I
		2/23/2023	2/23/2023	2/23/2023	2/24/2023	2/24/2023	2/23/2023	2/23/2023	2/24/2023	2/28/2023	2/24/2023	2/27/2023	2/27/2023
Appendix III													
BORON, TOTAL	mg/L	< 0.060	< 0.060	0.20	0.51	4.2	3.8	3.0	1.1	< 0.060	0.76	< 0.060	< 0.060
CALCIUM, TOTAL	mg/L	4.2	4.6	38	26	150	140	70	61	21	48	1.2	26
CHLORIDE, TOTAL	mg/L	10	4.8	7.4	6.9	8.9	8.1	13	7.8	2.7	9.2	4.4	4.5
FLUORIDE, TOTAL	mg/L	0.042 J	0.043 J	0.049 J	0.062 J	0.047 J	0.060 J	0.079 J	0.042 J	0.034 J	0.083 J	0.052 J	0.057 J
pH	S.U.	5.14	5.40	6.73	6.67	6.16	5.91	6.36	6.97	6.54	6.54	4.84	--
SULFATE, TOTAL	mg/L	1.6	1.1	120	45	700	660	260	160	1.7	100	2.1	2.0
TOTAL DISSOLVED SOLIDS	mg/L	51	59	260	160	1100	950	490	330	120	290	17	150
Appendix IV													
ANTIMONY, TOTAL	mg/L	< 0.00097	< 0.00097	< 0.00097	< 0.00097	< 0.00097	< 0.00097	< 0.00097	< 0.00097	< 0.00097	< 0.00097	0.0022	--
ARSENIC, TOTAL	mg/L	< 0.00028	< 0.00028	< 0.00028	< 0.00028	< 0.00028	< 0.00028	< 0.00028	< 0.00028	< 0.00028	0.00070 J	< 0.00028	--
BARIUM, TOTAL	mg/L	0.049	0.036	0.062	0.045	0.039	0.026	0.052	0.076	0.0080 J	0.16	0.023	--
BERYLLIUM, TOTAL	mg/L	< 0.00027	< 0.00027	< 0.00027	< 0.00027	< 0.00027	< 0.00027	< 0.00027	< 0.00027	< 0.00027	< 0.00027	< 0.00027	--
CADMIUM, TOTAL	mg/L	< 0.00022	< 0.00022	< 0.00022	< 0.00022	< 0.00022	< 0.00022	< 0.00022	< 0.00022	< 0.00022	< 0.00022	< 0.00022	--
CHROMIUM, TOTAL	mg/L	0.0034	0.0022	0.0042	0.030	< 0.0015	0.0059	< 0.0015	0.0020	< 0.0015	< 0.0015	0.0028	--
COBALT, TOTAL	mg/L	0.0057	< 0.00026	< 0.00026	< 0.00026	0.0014 J	0.00040 J	< 0.00026	< 0.00026	0.0019 J	0.0021 J	0.020	0.00082 J
FLUORIDE, TOTAL	mg/L	0.042 J	0.043 J	0.049 J	0.062 J	0.047 J	0.060 J	0.079 J	0.042 J	0.034 J	0.083 J	0.052 J	0.057 J
LEAD, TOTAL	mg/L	< 0.00038	< 0.00038	< 0.00038	< 0.00038	< 0.00038	< 0.00038	< 0.00038	< 0.00038	< 0.00038	< 0.00038	< 0.00038	--
LITHIUM, TOTAL	mg/L	0.0033 J	0.0022 J	0.0016 J	0.0071	0.011	< 0.0013	0.0064	0.0046 J	0.014	0.0026 J	0.0036 J	--
MERCURY, TOTAL	mg/L	0.00015 J	< 0.00013	< 0.00013	< 0.00013	< 0.00013	< 0.00013	< 0.00013	< 0.00013	< 0.00013	< 0.00013	< 0.00013	--
MOLYBDENUM, TOTAL	mg/L	< 0.00061	< 0.00061	< 0.00061	0.0011 J	< 0.00061	< 0.00061	0.0066 J	< 0.00061	< 0.00061	0.00069 J	< 0.00061	--
RADIUM (226 + 228)	pCi/L	-0.0151 U	0.413 U	0.255 U	0.131 U	0.714	0.168 U	0.651	0.602	-0.0607 U	-0.0970 U	0.442 U	--
SELENIUM, TOTAL	mg/L	< 0.00074	< 0.00074	< 0.00074	0.0019 J	< 0.00074	0.0071	< 0.00074	< 0.00074	< 0.00074	< 0.00074	0.00092 J	--
THALLIUM, TOTAL	mg/L	< 0.00047	< 0.00047	< 0.00047	< 0.00047	< 0.00047	< 0.00047	< 0.00047	< 0.00047	< 0.00047	< 0.00047	< 0.00047	--
Additional Parameters													
ALKALINITY , BICARBONATE	mg/L	17	23	66	79	27	16	89	61	110	110	< 5.0	130
ALKALINITY , CARBONATE	mg/L	< 5.0	< 5.0	< 5.0	< 5.0	< 5.0	< 5.0	< 5.0	< 5.0	< 5.0	< 5.0	< 5.0	< 5.0
ALKALINITY , TOTAL	mg/L	17	23	66	79	27	16	89	61	110	110	< 5.0	130
MAGNESIUM	mg/L	1.6	2.9	16	11	62	52	27	14	10	12	0.43 J	14
MANGANESE	mg/L	0.061	0.0096	< 0.0013	0.13	0.28	0.0095	0.16	0.0031 J	0.13	1.9	--	--
POTASSIUM	mg/L	0.40 J	0.76	2.3	1.9	8.5	4.3	4.3	3.7	2.1	6.0	0.36 J	1.2
SODIUM	mg/L	5.1	2.1	12	7.6	58	56	28	12	5.4	17	3.9	5.0
SULFIDE	mg/L	< 2.1	< 2.1	< 2.1	< 2.1	< 2.1	< 2.1	< 2.1	< 2.1	< 2.1	< 2.1	--	--
IRON, TOTAL	mg/L	0.097	< 0.028	< 0.028	0.052	1.2	0.11	0.11	< 0.028	0.36	1.8	--	--
FERROUS (II)	mg/L	0.0	0.0	0.0	0.0	1.5	0.0	0.0	0.0	0.0	1.5	--	--
FERRIC (III)	mg/L	0.097	< 0.0061	< 0.0061	0.052	< 0.0061	0.11	0.11	< 0.0061	0.36	0.30	--	--

NOTES:

1. mg/L - milligrams per Liter
2. pCi/L - picocuries per Liter
3. S.U. - Standard Units
4. < indicates the substance was not detected above the analytical method detection limit (MDL). The value displayed is the MDL.
5. J indicates the substance was detected at such low levels that the precision of the laboratory instruments could not produce a reliable value. Therefore, the value displayed is qualified by the laboratory as an estimated number.
6. Radium data are a combination of radium isotopes 226 and 228. When results are reported below the MDC (Minimum Detectable Concentration), data is displayed with an accompanying U. The MDC varies depending upon the sample amount and elapsed time of the measurement.
7. -- - Supplemental data not required.

TABLE 5B
ANALYTICAL DATA SUMMARY - AUGUST 2023
 Georgia Power Company - Plant Scherer
 Juliette, Georgia

Analyte	Units	DETECTION MONITORING WELLS														
		SGWA-1	SGWA-2	SGWA-3	SGWA-4	SGWA-5	SGWA-24	SGWA-25	SGWC-6	SGWC-7	SGWC-8	SGWC-9	SGWC-10	SGWC-11	SGWC-12	SGWC-13
		8/1/2023	8/1/2023	8/7/2023	8/7/2023	8/1/2023	8/8/2023	8/8/2023	8/1/2023	8/8/2023	8/8/2023	8/7/2023	8/7/2023	8/2/2023	8/7/2023	8/2/2023
Appendix III																
BORON, TOTAL	mg/L	0.029 J	0.044 J	< 0.022	< 0.022	0.057 J	< 0.022	< 0.022	0.037 J	< 0.022	0.046 J	1.6	0.19	0.57	0.024 J	0.64
CALCIUM, TOTAL	mg/L	2.3	12	6.1	21	2.1	16	8.9	11	16	43	40	1.0	1.8	22	22
CHLORIDE, TOTAL	mg/L	2.0	1.4	2.2	1.2	1.9	3.0	1.6	2.2	3.4	24	15	9.1	10	9.5	13
FLUORIDE, TOTAL	mg/L	< 0.040	0.077 J	< 0.040	0.070 J	< 0.040	0.077 J	0.048 J	0.13	0.21	0.78	0.11	< 0.040	< 0.040	0.078 J	< 0.040
pH	S.U.	5.30	6.77	5.84	6.39	5.48	6.35	6.06	6.21	6.48	6.66	6.29	5.20	5.09	5.83	5.92
SULFATE, TOTAL	mg/L	0.48 J	0.48 J	0.64 J	0.53 J	< 0.40	< 0.40	< 0.40	0.40 J	4.5	41	200	7.1	4.8	54	100
TOTAL DISSOLVED SOLIDS	mg/L	61	110	59	130	80	130	91	100	170	360	430	60	52	210	220
Appendix IV																
ANTIMONY, TOTAL	mg/L	< 0.00034	< 0.00034	< 0.00034	< 0.00034	< 0.00034	< 0.00034	< 0.00034	< 0.00034	< 0.00034	< 0.00034	< 0.00034	< 0.00034	< 0.00034	< 0.00034	< 0.00034
ARSENIC, TOTAL	mg/L	< 0.00086	< 0.00086	< 0.00086	< 0.00086	< 0.00086	< 0.00086	< 0.00086	< 0.00086	< 0.00086	< 0.00086	< 0.00086	< 0.00086	< 0.00086	< 0.00086	< 0.00086
BARIUM, TOTAL	mg/L	0.047	0.038	0.036	0.077	0.013	0.027	0.024	0.14	0.24	0.13	0.049	0.032	0.048	0.053	0.036
BERYLLIUM, TOTAL	mg/L	0.00031 J	< 0.00020	< 0.00020	< 0.00020	< 0.00020	< 0.00020	< 0.00020	< 0.00020	< 0.00020	< 0.00020	< 0.00020	< 0.00020	< 0.00020	< 0.00020	< 0.00020
CADMIUM, TOTAL	mg/L	< 0.000078	< 0.000078	< 0.000078	< 0.000078	< 0.000078	< 0.000078	< 0.000078	< 0.000078	< 0.000078	< 0.000078	< 0.000078	< 0.000078	< 0.000078	< 0.000078	< 0.000078
CHROMIUM, TOTAL	mg/L	0.0029	0.014	0.024	0.0065	0.0016 J	0.0050	0.0040	< 0.0012	< 0.0012	0.0028	0.0039	0.0012 J	< 0.0012	< 0.0012	< 0.0012
COBALT, TOTAL	mg/L	0.00072 J	< 0.00022	< 0.00022	< 0.00022	< 0.00022	< 0.00022	< 0.00022	< 0.00022	0.00049 J	< 0.00022	0.00053 J	0.025	0.022	0.0013 J	0.0016 J
FLUORIDE, TOTAL	mg/L	< 0.040	0.077 J	< 0.040	0.070 J	< 0.040	0.077 J	0.048 J	0.13	0.21	0.78	0.11	< 0.040	< 0.040	0.078 J	< 0.040
LEAD, TOTAL	mg/L	< 0.00021	< 0.00021	< 0.00021	< 0.00021	< 0.00021	< 0.00021	< 0.00021	< 0.00021	< 0.00021	< 0.00021	< 0.00021	< 0.00021	< 0.00021	< 0.00021	< 0.00021
LITHIUM, TOTAL	mg/L	< 0.0020	< 0.0020	< 0.0020	< 0.0020	< 0.0020	< 0.0020	< 0.0020	< 0.0020	0.0041 J	< 0.0020	< 0.0020	< 0.0020	< 0.0020	< 0.0020	< 0.0020
MERCURY, TOTAL	mg/L	< 0.000080	< 0.000080	< 0.000080	< 0.000080	< 0.000080	< 0.000080	< 0.000080	< 0.000080	< 0.000080	< 0.000080	< 0.000080	< 0.000080	< 0.000080	< 0.000080	< 0.000080
MOLYBDENUM, TOTAL	mg/L	< 0.00086	< 0.00086	< 0.00086	< 0.00086	< 0.00086	< 0.00086	< 0.00086	< 0.00086	0.0010 J	< 0.00086	< 0.00086	< 0.00086	< 0.00086	< 0.00086	< 0.00086
RADIUM (226 + 228)	pCi/L	-0.296 U	0.00501 U	1.66	0.724	-0.205 U	-0.107 U	0.114 U	0.110 U	0.120 U	1.75	0.619	0.0602 U	1.23	0.366 U	0.631
SELENIUM, TOTAL	mg/L	< 0.00099	< 0.00099	< 0.00099	< 0.00099	< 0.00099	< 0.00099	< 0.00099	< 0.00099	< 0.00099	< 0.00099	< 0.00099	< 0.00099	< 0.00099	< 0.00099	< 0.00099
THALLIUM, TOTAL	mg/L	< 0.00026	< 0.00026	< 0.00026	< 0.00026	< 0.00026	< 0.00026	< 0.00026	< 0.00026	< 0.00026	< 0.00026	< 0.00026	< 0.00026	< 0.00026	< 0.00026	< 0.00026
Additional Parameters																
ALKALINITY , BICARBONATE	mg/L	12	64	45	96	28	85	64	73	110	230	70	14	10	73	24
ALKALINITY , CARBONATE	mg/L	< 5.0	< 5.0	< 5.0	< 5.0	< 5.0	< 5.0	< 5.0	< 5.0	< 5.0	< 5.0	< 5.0	< 5.0	< 5.0	< 5.0	< 5.0
ALKALINITY , TOTAL	mg/L	12	64	45	96	28	85	64	73	110	230	70	14	10	73	24
IRON, TOTAL	mg/L	0.017 J	0.013 J	< 0.012	0.019 J	< 0.012	0.15	0.048 J	0.12	0.095 J	< 0.012	0.042 J	0.024 J	0.22	1.2	0.25
MAGNESIUM	mg/L	1.1	6.8	4.4	7.2	0.68	6.9	5.1	5.0	9.2	24	26	5.3	1.4	12	8.1
MANGANESE	mg/L	0.095	< 0.0022	< 0.0022	< 0.0022	0.0045 J	0.013	0.0035 J	0.013	0.037	< 0.0022	0.039	0.41	0.56	0.47	0.098
POTASSIUM	mg/L	0.94	1.1	1.1	1.8	0.69	0.92	0.59	1.0	4.0	1.1	0.62	0.36 J	0.41 J	0.86	1.2
SODIUM	mg/L	3.7	5.4	3.6	9.2	13	6.4	4.0	13	16	37	50	5.6	9.4	17	28
SULFIDE	mg/L	< 10	< 10	< 10	< 10	< 10	< 10	< 10	< 10	< 10	< 10	< 10	< 10	< 10	< 10	< 10

NOTES:

1. mg/L - milligrams per Liter
2. pCi/L - picocuries per Liter
3. S.U. - Standard Units
4. < indicates the substance was not detected above the analytical method detection limit (MDL). The value displayed is the MDL.
5. J indicates the substance was detected at such low levels that the precision of the laboratory instruments could not produce a reliable value. Therefore, the value displayed is qualified by the laboratory as an estimated number.
6. Radium data are a combination of radium isotopes 226 and 228. When results are reported below the MDC (Minimum Detectable Concentration), data is displayed with an accompanying U. The MDC varies depending upon the sample amount and elapsed time of the measurement.
7. -- - Supplemental data not required.

TABLE 5B
ANALYTICAL DATA SUMMARY - AUGUST 2023
 Georgia Power Company - Plant Scherer
 Juliette, Georgia

Analyte	Units	DETECTION MONITORING WELLS									
		SGWC-14	SGWC-15	SGWC-16	SGWC-17	SGWC-18	SGWC-19	SGWC-20	SGWC-21	SGWC-22	SGWC-23
		8/8/2023	8/7/2023	8/8/2023	8/7/2023	8/7/2023	8/7/2023	8/7/2023	8/8/2023	8/7/2023	8/8/2023
Appendix III											
BORON, TOTAL	mg/L	1.6	1.4	0.73	0.30	6.6	1.9	1.8	1.2	0.52	0.41
CALCIUM, TOTAL	mg/L	39	17	1.5	62	39	41	16	39	30	20
CHLORIDE, TOTAL	mg/L	14	12	9.9	7.8	10	9.9	9.3	7.7	11	12
FLUORIDE, TOTAL	mg/L	< 0.040	0.13	< 0.040	0.076 J	0.043 J	< 0.040	0.18	0.097 J	0.040 J	0.077 J
pH	S.U.	5.73	4.55	5.15	6.25	4.83	5.45	4.29	6.29	5.70	5.92
SULFATE, TOTAL	mg/L	210	190	59	240	760	260	240	110	110	55
TOTAL DISSOLVED SOLIDS	mg/L	360	360	130	470	1200	420	350	360	300	210
Appendix IV											
ANTIMONY, TOTAL	mg/L	< 0.00034	< 0.00034	< 0.00034	< 0.00034	< 0.00034	< 0.00034	< 0.00034	< 0.00034	< 0.00034	< 0.00034
ARSENIC, TOTAL	mg/L	< 0.00086	< 0.00086	< 0.00086	< 0.00086	0.00093 J	< 0.00086	< 0.00086	< 0.00086	< 0.00086	< 0.00086
BARIUM, TOTAL	mg/L	0.045	0.031	0.043	0.026	0.0092 J	0.022	0.020	0.12	0.074	0.058
BERYLLIUM, TOTAL	mg/L	< 0.00020	0.00046 J	< 0.00020	< 0.00020	0.00020 J	< 0.00020	0.00052 J	< 0.00020	< 0.00020	< 0.00020
CADMIUM, TOTAL	mg/L	0.00011 J	0.00046 J	< 0.000078	< 0.000078	0.00024 J	0.00010 J	0.00013 J	< 0.000078	< 0.000078	< 0.000078
CHROMIUM, TOTAL	mg/L	0.0012 J	0.035	0.014	0.0093	0.010	0.015	0.0016 J	< 0.0012	0.0015 J	0.0025
COBALT, TOTAL	mg/L	0.0092	0.26	0.0069	0.00052 J	0.064	< 0.00022	0.093	< 0.00022	0.00087 J	< 0.00022
FLUORIDE, TOTAL	mg/L	< 0.040	0.13	< 0.040	0.076 J	0.043 J	< 0.040	0.18	0.097 J	0.040 J	0.077 J
LEAD, TOTAL	mg/L	< 0.00021	< 0.00021	< 0.00021	< 0.00021	< 0.00021	< 0.00021	< 0.00021	< 0.00021	< 0.00021	< 0.00021
LITHIUM, TOTAL	mg/L	< 0.0020	< 0.0020	< 0.0020	< 0.0020	< 0.0020	< 0.0020	< 0.0020	< 0.0020	< 0.0020	< 0.0020
MERCURY, TOTAL	mg/L	< 0.000080	0.00010 J	< 0.000080	< 0.000080	0.000083 J	< 0.000080	< 0.000080	< 0.000080	< 0.000080	< 0.000080
MOLYBDENUM, TOTAL	mg/L	< 0.00086	< 0.00086	< 0.00086	< 0.00086	< 0.00086	< 0.00086	< 0.00086	< 0.00086	< 0.00086	< 0.00086
RADIUM (226 + 228)	pCi/L	0.177 U	0.819	0.0269 U	0.262 U	-0.160 U	0.132 U	0.0467 U	0.496 U	0.268 U	0.0999 U
SELENIUM, TOTAL	mg/L	< 0.00099	< 0.00099	< 0.00099	< 0.00099	< 0.00099	< 0.00099	< 0.00099	< 0.00099	< 0.00099	< 0.00099
THALLIUM, TOTAL	mg/L	< 0.00026	< 0.00026	< 0.00026	< 0.00026	< 0.00026	< 0.00026	< 0.00026	< 0.00026	< 0.00026	< 0.00026
Additional Parameters											
ALKALINITY , BICARBONATE	mg/L	15	< 5.0	8.0	73	< 5.0	8.1	< 5.0	150	56	64
ALKALINITY , CARBONATE	mg/L	< 5.0	< 5.0	< 5.0	< 5.0	< 5.0	< 5.0	< 5.0	< 5.0	< 5.0	< 5.0
ALKALINITY , TOTAL	mg/L	15	< 2.2	8.0	73	< 2.2	8.1	< 2.2	150	56	64
IRON, TOTAL	mg/L	0.064 J	0.078 J	0.025 J	0.37	< 0.012	0.013 J	< 0.012	0.058 J	0.23	< 0.012
MAGNESIUM	mg/L	19	15	0.78	31	16	20	14	13	14	8.9
MANGANESE	mg/L	0.26	3.9	0.037	0.033	0.60	0.058	1.4	0.053	0.14	< 0.0022
POTASSIUM	mg/L	2.0	4.9	0.66	0.52	2.8	1.8	4.0	1.7	2.6	1.4
SODIUM	mg/L	30	47	33	25	290	47	69	61	20	19
SULFIDE	mg/L	< 10	< 10	< 10	< 10	< 10	< 10	< 10	< 10	< 10	< 10

NOTES:

1. mg/L - milligrams per Liter
2. pCi/L - picocuries per Liter
3. S.U. - Standard Units
4. < indicates the substance was not detected above the analytical method detection limit (MDL). The value displayed is the MDL.
5. J indicates the substance was detected at such low levels that the precision of the laboratory instruments could not produce a reliable value. Therefore, the value displayed is qualified by the laboratory as an estimated number.
6. Radium data are a combination of radium isotopes 226 and 228. When results are reported below the MDC (Minimum Detectable Concentration), data is displayed with an accompanying U. The MDC varies depending upon the sample amount and elapsed time of the measurement.
7. -- - Supplemental data not required.

TABLE 5B
ANALYTICAL DATA SUMMARY - AUGUST 2023
 Georgia Power Company - Plant Scherer
 Juliette, Georgia

Analyte	Units	ASSESSMENT MONITORING WELLS										SUPPLEMENTAL WELLS	
		PZ-13S	PZ-14S	PZ-17I	PZ-39S	PZ-40I	PZ-41S	PZ-42I	PZ-43S	PZ-44I	PZ-69I	PZ-25S	PZ-25I
		8/2/2023	8/1/2023	8/1/2023	8/2/2023	8/1/2023	8/2/2023	8/2/2023	8/2/2023	8/2/2023	8/2/2023	8/2/2023	8/2/2023
Appendix III													
BORON, TOTAL	mg/L	< 0.022	0.031 J	0.20	< 0.022	4.9	3.5	2.9	1.0	0.037 J	0.47	0.023 J	0.034 J
CALCIUM, TOTAL	mg/L	4.9	4.3	35	24	150	130	66	50	20	46	1.6	27
CHLORIDE, TOTAL	mg/L	9.7	3.9	6.5	6.2	8.9	7.6	12	8.2	2.6	8.2	4.4	4.7
FLUORIDE, TOTAL	mg/L	< 0.040	< 0.040	0.052 J	0.040 J	< 0.040	< 0.040	0.053 J	< 0.040	< 0.040	0.087 J	< 0.040	< 0.040
pH	S.U.	5.17	5.30	6.78	6.64	6.12	5.89	6.38	6.87	6.57	6.41	4.92	6.75
SULFATE, TOTAL	mg/L	0.50 J	< 0.40	100	36	720	630	240	150	0.53 J	94	1.0	0.58 J
TOTAL DISSOLVED SOLIDS	mg/L	55	77	270	160	1200	960	500	340	140	280	30	150
Appendix IV													
ANTIMONY, TOTAL	mg/L	0.00046 J	< 0.00034	< 0.00034	< 0.00034	< 0.00034	< 0.00034	< 0.00034	< 0.00034	< 0.00034	< 0.00034	0.0019 J	--
ARSENIC, TOTAL	mg/L	< 0.00086	< 0.00086	< 0.00086	< 0.00086	< 0.00086	< 0.00086	< 0.00086	< 0.00086	< 0.00086	< 0.00086	< 0.00086	--
BARIIUM, TOTAL	mg/L	0.046	0.034	0.054	0.043	0.038	0.023	0.050	0.074	0.0092 J	0.17	0.018	--
BERYLLIUM, TOTAL	mg/L	< 0.00020	< 0.00020	< 0.00020	< 0.00020	< 0.00020	< 0.00020	< 0.00020	< 0.00020	< 0.00020	< 0.00020	< 0.00020	--
CADMIUM, TOTAL	mg/L	< 0.000078	< 0.000078	< 0.000078	< 0.000078	< 0.000078	< 0.000078	< 0.000078	< 0.000078	< 0.000078	< 0.000078	< 0.000078	--
CHROMIUM, TOTAL	mg/L	0.0027	0.0021	0.0027	0.026	< 0.0012	0.0056	< 0.0012	0.0012 J	< 0.0012	< 0.0012	0.0028	--
COBALT, TOTAL	mg/L	0.0057	0.00039 J	< 0.00022	0.00033 J	0.0014 J	0.00036 J	0.00041 J	< 0.00022	0.0022 J	0.0032	0.018	0.00089 J
FLUORIDE, TOTAL	mg/L	< 0.040	< 0.040	0.052 J	0.040 J	< 0.040	< 0.040	0.053 J	< 0.040	< 0.040	0.087 J	< 0.040	< 0.040
LEAD, TOTAL	mg/L	< 0.00021	< 0.00021	< 0.00021	< 0.00021	< 0.00021	< 0.00021	< 0.00021	< 0.00021	< 0.00021	< 0.00021	< 0.00021	--
LITHIUM, TOTAL	mg/L	< 0.0020	< 0.0020	< 0.0020	0.0063	0.0083	< 0.0020	0.0055	< 0.0020	0.015	< 0.0020	< 0.0020	--
MERCURY, TOTAL	mg/L	0.00016 J	< 0.000080	< 0.000080	< 0.000080	< 0.000080	< 0.000080	< 0.000080	< 0.000080	< 0.000080	< 0.000080	< 0.000080	--
MOLYBDENUM, TOTAL	mg/L	< 0.00086	< 0.00086	< 0.00086	0.0011 J	< 0.00086	< 0.00086	0.0062 J	< 0.00086	< 0.00086	0.0011 J	< 0.00086	--
RADIUM (226 + 228)	pCi/L	0.262 U	0.451 U	0.207 U	0.537 U	0.488 U	-0.192 U	0.426 U	0.256 U	-0.0242 U	0.374 U	-0.201 U	--
SELENIUM, TOTAL	mg/L	< 0.00099	< 0.00099	< 0.00099	0.0014 J	< 0.00099	0.0069	< 0.00099	< 0.00099	< 0.00099	< 0.00099	< 0.00099	--
THALLIUM, TOTAL	mg/L	< 0.00026	< 0.00026	< 0.00026	< 0.00026	< 0.00026	< 0.00026	< 0.00026	< 0.00026	< 0.00026	< 0.00026	< 0.00026	--
Additional Parameters													
ALKALINITY , BICARBONATE	mg/L	15	27	59	66	38	20	78	54	100	97	< 5.0	120
ALKALINITY , CARBONATE	mg/L	< 5.0	< 5.0	< 5.0	< 5.0	< 5.0	< 5.0	< 5.0	< 5.0	< 5.0	< 5.0	< 5.0	< 5.0
ALKALINITY , TOTAL	mg/L	15	27	59	66	38	20	78	54	100	97	3.7 J	120
IRON, TOTAL	mg/L	0.097 J	0.076 J	0.017 J	0.040 J	0.96	0.017 J	0.091 J	< 0.012	0.29	1.6	--	--
MAGNESIUM	mg/L	1.6	2.6	15	9.6	68	50	27	15	9.8	11	0.34 J	13
MANGANESE	mg/L	0.071	0.016	< 0.0022	0.15	0.25	0.0043 J	0.16	0.0038 J	0.12	1.9	--	--
POTASSIUM	mg/L	0.57	0.77	2.2	1.8	9.2	4.0	3.7	3.4	2.2	5.6	0.20 J	1.0
SODIUM	mg/L	5.2	2.2	13	7.3	74	54	28	12	5.7	16	3.3	5.0
SULFIDE	mg/L	< 10	24	< 10	< 10	< 10	< 10	17	19	< 10	19	--	--

NOTES:

1. mg/L - milligrams per Liter
2. pCi/L - picocuries per Liter
3. S.U. - Standard Units
4. < indicates the substance was not detected above the analytical method detection limit (MDL). The value displayed is the MDL.
5. J indicates the substance was detected at such low levels that the precision of the laboratory instruments could not produce a reliable value. Therefore, the value displayed is qualified by the laboratory as an estimated number.
6. Radium data are a combination of radium isotopes 226 and 228. When results are reported below the MDC (Minimum Detectable Concentration), data is displayed with an accompanying U. The MDC varies depending upon the sample amount and elapsed time of the measurement.
7. -- - Supplemental data not required.

TABLE 6
SUMMARY OF BACKGROUND LEVELS AND GWPS
 Georgia Power Company - Plant Scherer
 Juliette, Georgia

Analyte	Units	Maximum Contaminant Level (MCL)	Regional Screening Level (RSL)	Site Specific Background August 2023 ^[1]	GWPS ^[2] August 2023
Antimony	mg/L	0.006	--	0.0021	0.006
Arsenic	mg/L	0.01	--	0.0015	0.01
Barium	mg/L	2	--	0.078	2
Beryllium	mg/L	0.004	--	0.0025	0.004
Cadmium	mg/L	0.005	--	0.0025	0.005
Chromium	mg/L	0.1	--	0.024	0.1
Cobalt	mg/L	NA	0.006	0.02	0.02 ^[3]
Fluoride	mg/L	4	--	0.16	4.0
Lead	mg/L	NA	0.015	0.001	0.015
Lithium	mg/L	NA	0.04	0.005	0.04
Mercury	mg/L	0.002	--	0.0005	0.002
Molybdenum	mg/L	NA	0.1	0.015	0.1
Radium (226 + 228)	pCi/L	5	--	1.66	5.0
Selenium	mg/L	0.05	--	0.005	0.05
Thallium	mg/L	0.002	--	0.001	0.002

Notes:

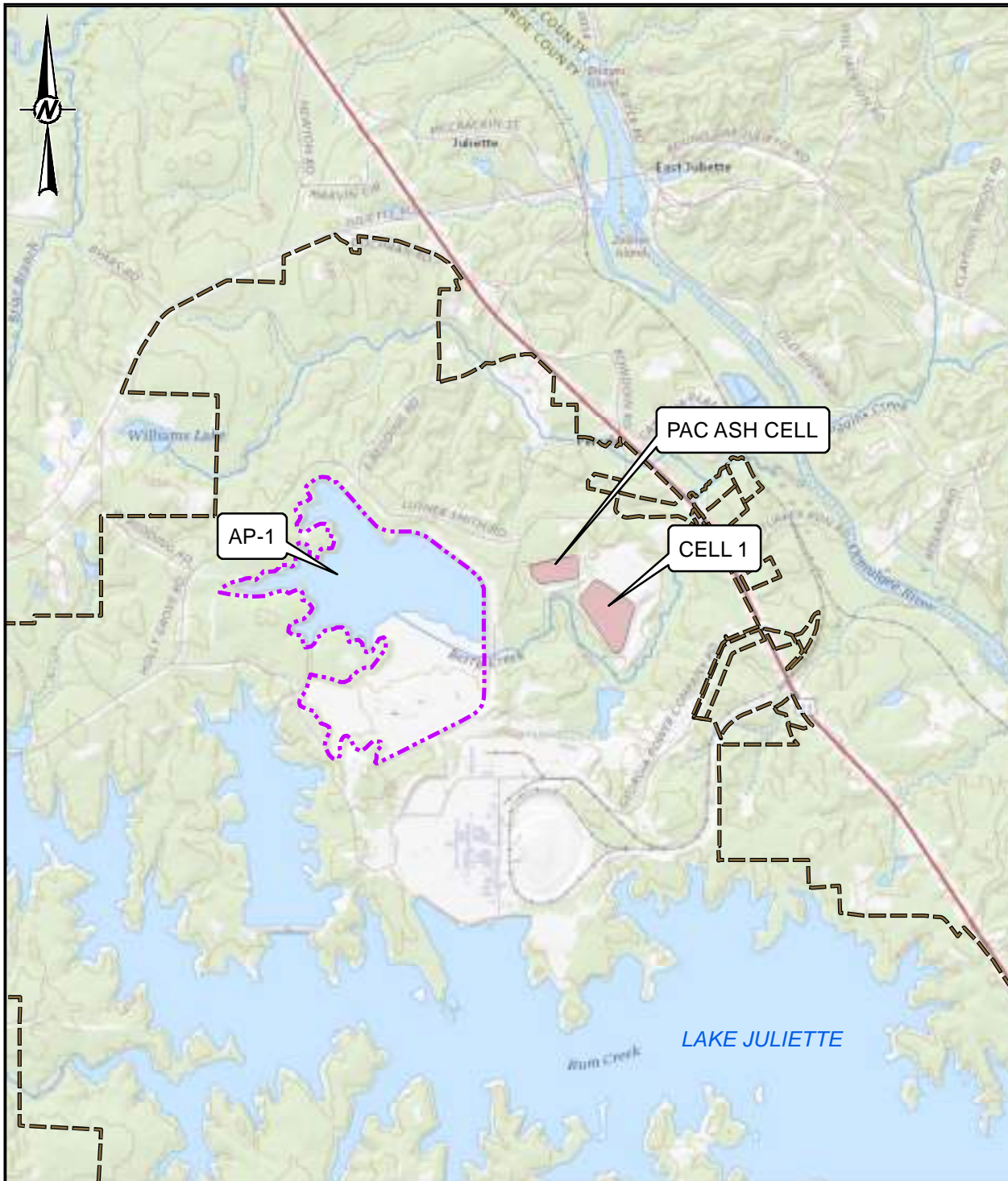
mg/L = milligrams per liter; pCi/L = picocuries per liter; NA = Not Available

[1] The background limits are used when determining the groundwater protection standard (GWPS) under 40 CFR § 257.95(h) and 391-3-4-.10(6)(a).

[2] Under existing EPD rules, the GWPS is: (i) The MCL established under 141.62 and 141.66 of this title, (ii) where an MCL has not been established the rule-specified GWPS, or (iii) background concentrations where the background level is higher than the MCL or rule-specified GWPS. On February 22, 2022, GA EPD adopted the federally promulgated GWPS for cobalt, lithium, lead, and molybdenum.

[3] The background tolerance limit (TL) used to evaluate GWPS for this analyte equals the laboratory specified reporting limit (RL). Per the Statistical Analysis Plan, and in accordance with the Unified Guidance, a non-parametric limit approach was used when the data set contains greater than 50% non-detect results for this analyte. Under this approach, the TL equals the highest value reported, for which is the laboratory RL. We also note that the values reported herein have been updated from the previously established GWPS which was determined based on estimated data. The modified GWPS also reflects additional outlier identification.


FIGURES



LEGEND

- PROPERTY BOUNDARY
- AP-1 PERMIT BOUNDARY

Service Layer Credits: USGS The National Map: National Boundaries Dataset, 3DEP Elevation Program, Geographic Names Information System, National Hydrography Dataset,



CLIENT
GEORGIA POWER COMPANY
 PLANT SCHERER
 JULIETTE, GEORGIA



PROJECT
 2023 ANNUAL GROUNDWATER MONITORING AND
 CORRECTIVE ACTION REPORT
 PLANT SCHERER - ASH POND 1

TITLE
SITE LOCATION MAP

CONSULTANT

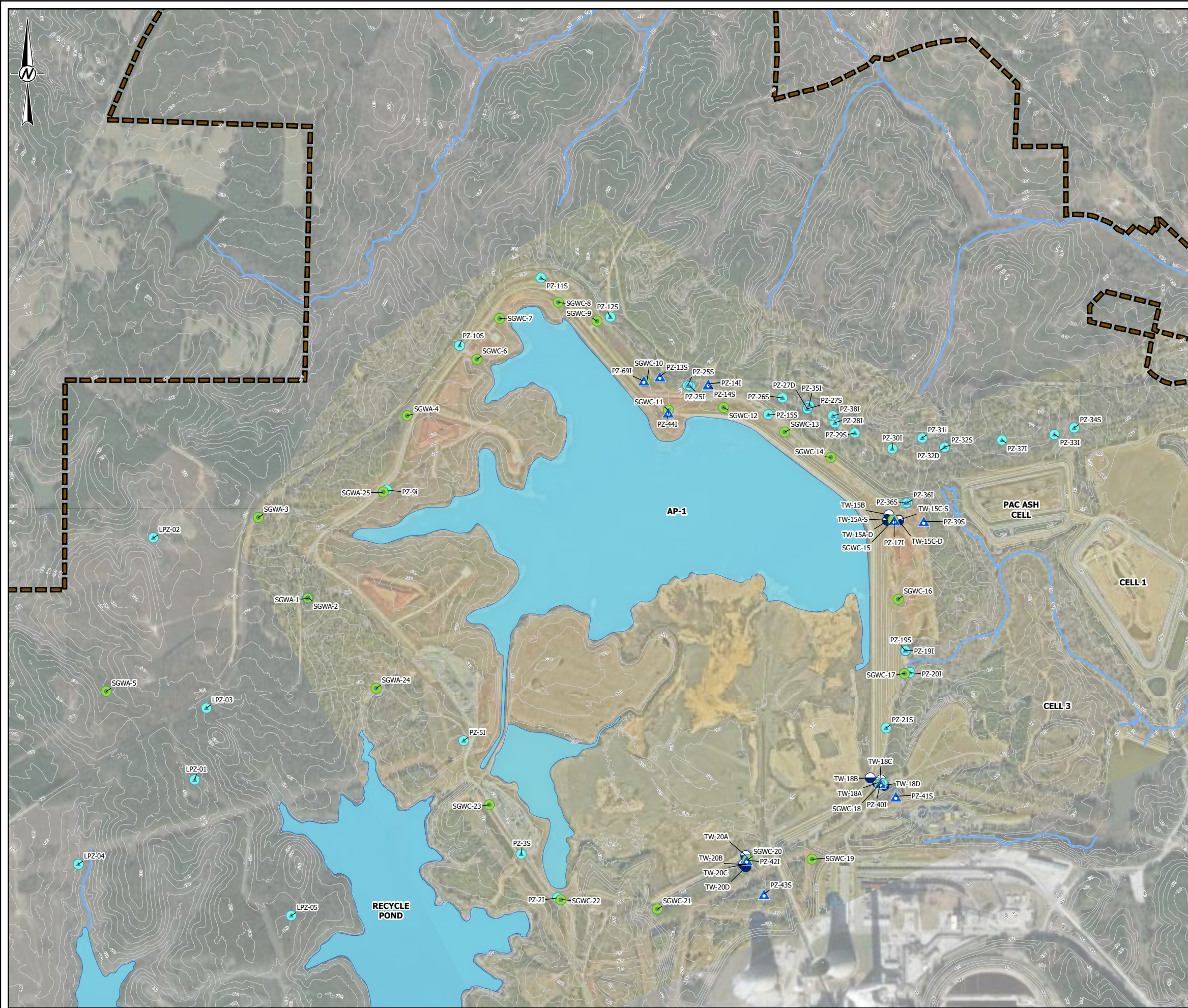


YYYY-MM-DD	2023-11-21
PREPARED	KJC
DESIGN	DLP
REVIEW	DLP
APPROVED	RNQ

PROJECT No.
 166235021

FIGURE
 1

1 in IF THIS MEASUREMENT DOES NOT MATCH WHAT IS SHOWN, THE SHEET HAS BEEN MODIFIED FROM ANS/A



LEGEND

WELL TYPE

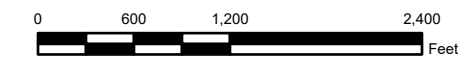
- DETECTION MONITORING WELL LOCATION
- PIEZOMETER LOCATION
- TEMPORARY WELL LOCATION
- ASSESSMENT MONITORING WELL LOCATION
- PROPERTY BOUNDARY
- STREAM
- PONDS
- EXISTING TOPOGRAPHY

NOTE(S)


1. MONITORING WELL LOCATIONS PROVIDED BY JORDAN ENGINEERING.
2. NO SAMPLE COLLECTED FROM THE TEMPORARY WELLS BETWEEN JUNE AND DECEMBER 2023.

REFERENCE(S)

1. COORDINATE SYSTEM: NAD 1983 STATE PLANE GEORGIA WEST FIPS 1002 FEET.
2. BACKGROUND IMAGERY: GOOGLE IMAGERY SERVICE. COPYRIGHT GOOGLE 2023. IMAGERY CAPTURED 12/17/2022.




CLIENT
GEORGIA POWER COMPANY
 PLANT SCHERER
 JULIETTE, GEORGIA



PROJECT
**2023 ANNUAL GROUNDWATER MONITORING
 AND CORRECTIVE ACTION REPORT
 PLANT SCHERER ASH POND 1**

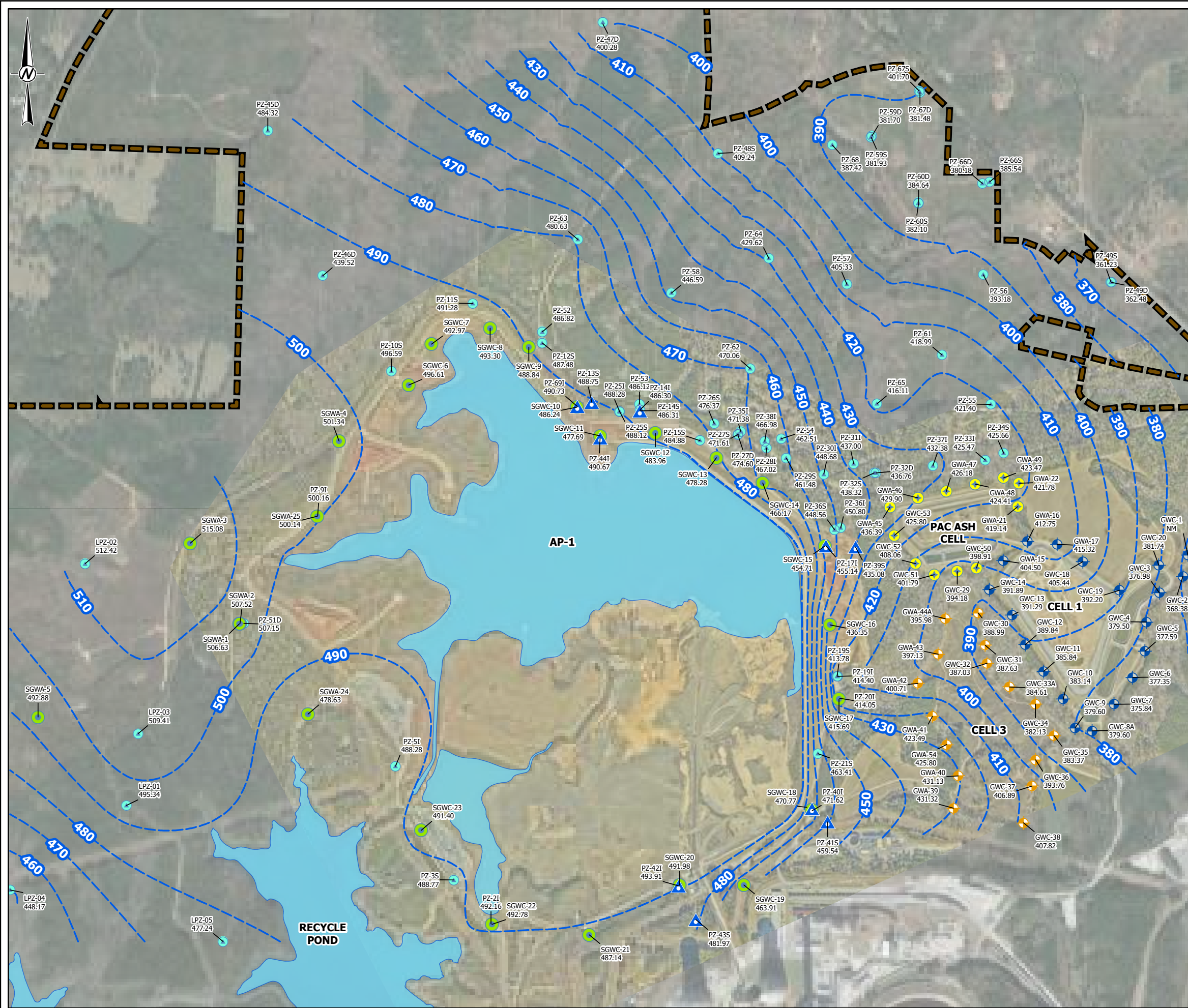
TITLE
**SITE PLAN, MONITORING WELL AND PIEZOMETER LOCATION
 MAP**

CONSULTANT	YYYY-MM-DD	2024-01-23
	DESIGNED	RHG
	PREPARED	RHG
	REVIEWED	RNQ
	APPROVED	RNQ

PROJECT NO.
31406440.018

FIGURE
2

IF THIS MEASUREMENT DOES NOT MATCH WHAT IS SHOWN, THE SHEET SIZE HAS BEEN MODIFIED FROM: ANSI B



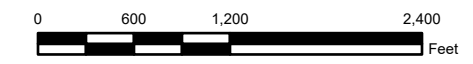
- LEGEND**
- SCHERER ASH POND-CCR MONITORING WELL
 - ◆ CELL 1 LANDFILL MONITORING WELL
 - PAC ASH LANDFILL MONITORING WELL
 - ◆ CELL 3 MONITORING WELL
 - PIEZOMETER
 - ▲ ASSESSMENT MONITORING WELL
 - INFERRED POTENTIOMETRIC SURFACE CONTOUR (FT-NAVD 88)
 - PROPERTY BOUNDARY
 - PONDS
- NM ELEVATION NOT MEASURED

NOTE(S)


1. GROUNDWATER ELEVATION MEASUREMENTS OBTAINED FEBRUARY 21, 2023 BY GOLDER ASSOCIATES.
2. GROUNDWATER ELEVATIONS DISPLAYED IN FEET-NORTH AMERICAN VERTICAL DATUM (FT-NAVD 88).
3. DEEP AND INTERMEDIATE WELL GROUNDWATER ELEVATIONS WERE NOT USED TO GENERATE GROUNDWATER CONTOURS.
4. PZ-50D IS NOT SHOWN; ITS LOCATION IS BEYOND THE MAPPED LIMITS.
5. PZ-46D* AND PZ-67D* WERE NOT USED FOR CONTOURING.

REFERENCE(S)

1. COORDINATE SYSTEM: NAD 1983 STATE PLANE GEORGIA WEST FIPS 1002 FEET.
2. MONITORING WELL/PIEZOMETER LOCATIONS PROVIDED BY JORDAN ENGINEERING.
3. BACKGROUND IMAGERY: GOOGLE IMAGERY SERVICE. COPYRIGHT GOOGLE 2023. IMAGERY CAPTURED 12/17/2022.



CLIENT
GEORGIA POWER COMPANY
 PLANT SCHERER
 JULIETTE, GEORGIA



PROJECT
**2023 ANNUAL GROUNDWATER MONITORING
 AND CORRECTIVE ACTION REPORT
 PLANT SCHERER ASH POND 1**

TITLE
**POTENTIOMETRIC SURFACE MAP
 FEBRUARY 21, 2023**

CONSULTANT	YYYY-MM-DD	2024-01-23
	DESIGNED	RHG
	PREPARED	RHG
	REVIEWED	RNQ
	APPROVED	RNQ

PROJECT NO.
 GL166235022


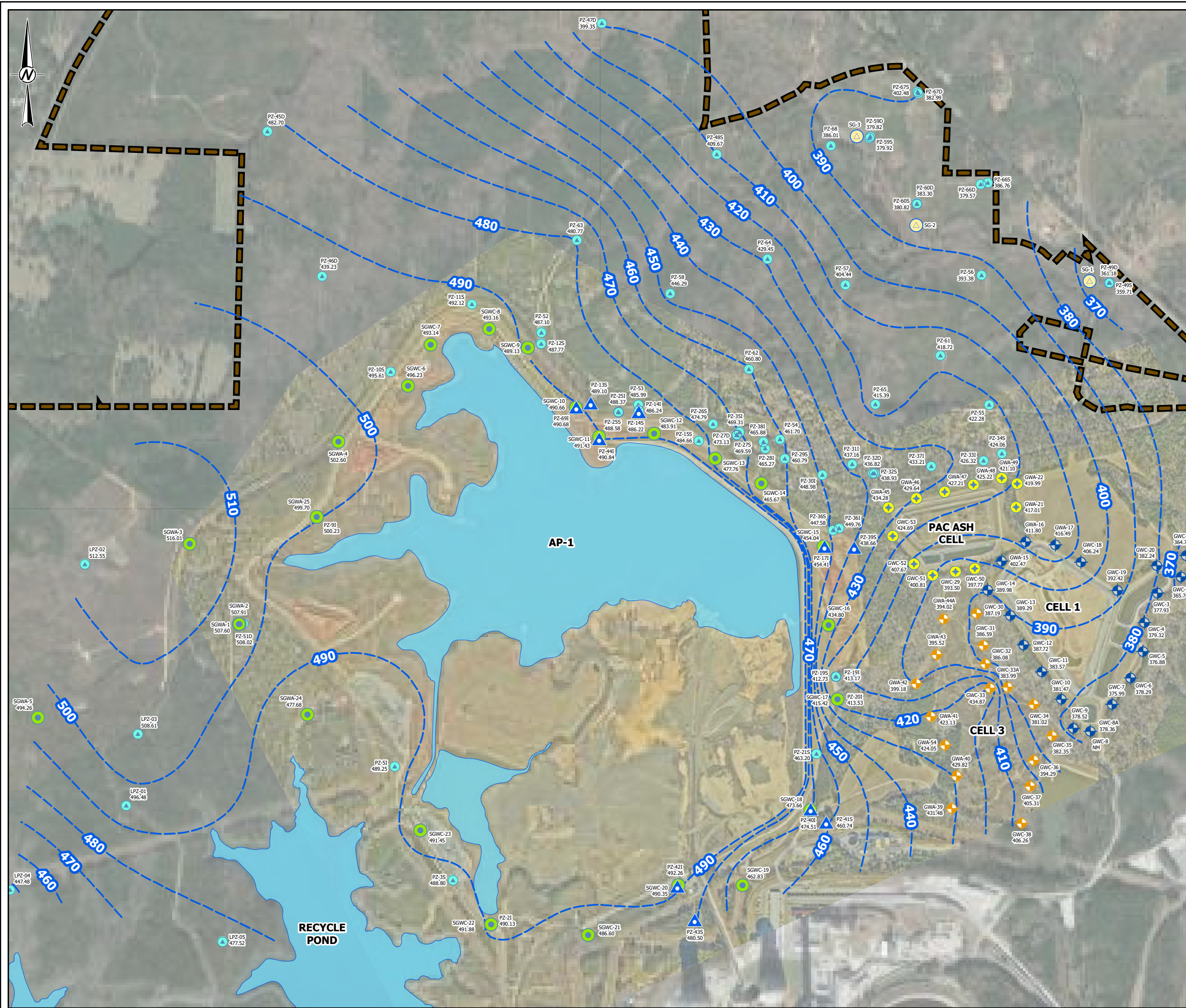


FIGURE
3A

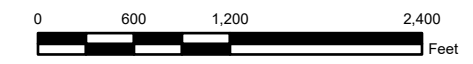
IF THIS MEASUREMENT DOES NOT MATCH WHAT IS SHOWN, THE SHEET SIZE HAS BEEN MODIFIED FROM: ANSI B




- LEGEND**
- SCHERER ASH POND-CCR MONITORING WELL
 - CELL 1 LANDFILL MONITORING WELL
 - PAC ASH LANDFILL MONITORING WELL
 - CELL 3 MONITORING WELL
 - PIEZOMETER
 - STREAM GAUGE LOCATION
 - ASSESSMENT MONITORING WELL
 - INFERRED POTENTIOMETRIC SURFACE CONTOUR (FT-NAVD 88)
 - PROPERTY BOUNDARY
 - PONDS
 - ELEVATION NOT MEASURED

- NOTE(S)**
1. GROUNDWATER ELEVATIONS MEASUREMENTS OBTAINED JULY 31, 2023 BY WSP STAFF.
 2. GROUNDWATER ELEVATIONS DISPLAYED IN FEET-NORTH AMERICAN VERTICAL DATUM (FT-NAVD 88).
 3. DEEP AND INTERMEDIATE WELL GROUNDWATER ELEVATIONS WERE NOT USED TO GENERATE GROUNDWATER CONTOURS.
 4. PZ-50D IS NOT SHOWN; ITS LOCATION IS BEYOND THE MAPPED LIMITS.
 5. PZ-46D* AND PZ-67D* WERE NOT USED FOR CONTOURING.

- REFERENCE(S)**
1. COORDINATE SYSTEM: NAD 1983 STATE PLANE GEORGIA WEST FIPS 1002 FEET.
 2. MONITORING WELL/PIEZOMETER LOCATIONS PROVIDED BY JORDAN ENGINEERING.
 3. BACKGROUND IMAGERY: GOOGLE IMAGERY SERVICE. COPYRIGHT GOOGLE 2023. IMAGERY CAPTURED 12/17/2022.




CLIENT
GEORGIA POWER COMPANY
 PLANT SCHERER
 JULIETTE, GEORGIA



PROJECT
**2023 ANNUAL GROUNDWATER MONITORING
 AND CORRECTIVE ACTION REPORT
 PLANT SCHERER ASH POND 1**

TITLE
**POTENTIOMETRIC SURFACE MAP
 JULY 31, 2023**

CONSULTANT	YYYY-MM-DD	2024-01-23
DESIGNED		RHG
PREPARED		RHG
REVIEWED		RNQ
APPROVED		RNQ



PROJECT NO.
GL166235022

FIGURE
3B

IF THIS MEASUREMENT DOES NOT MATCH WHAT IS SHOWN, THE SHEET SIZE HAS BEEN MODIFIED FROM: ANSI B

APPENDIX A

Field Data Forms and Instrument Calibration Records

APPENDIX A

**Field Data Forms
February 2023**

Low-Flow Test Report:

Test Date / Time: 2/21/2023 2:27:43 PM

Project: Plant Schere

Operator Name: Tiffany Mssier

Location Name: SCH-SGWA-1 Well Diameter: 2 in Casing Type: PVC Screen Length: 10 ft Top of Screen: 40.02 ft Total Depth: 50.02 ft Initial Depth to Water: 40.26 m	Pump Type: MP 50 Dedicated Tubing Type: LDPE Pump Intake From TOC: 44.6 ft Estimated Total Volume Pumped: 4081.5 ml Flow Cell Volume: 90 ml Final Flow Rate: 90 ml/min Final Draw Down: -26.37 m	Instrument Used: Aqua TROLL 400 Serial Number: 843593
--	---	--

Test Notes:

Weather Conditions:

cloudy 75

Low-Flow Readings:

Date Time	Elapsed Time	pH	Temperature	Specific Conductivity	RDO Concentration	Turbidity	ORP	Depth to Water	Flow
		+/- 0.1	+/- 0.5	+/- 3 %	+/- 0.2	+/- 5	+/- 10	+/- 1	
2/21/2023 2:27 PM	00:00	5.30 pH	18.79 °C	36.23 µS/cm	1.51 mg/L	40.60 NTU	123.3 mV	132.09 ft	90.00 ml/min
2/21/2023 2:32 PM	05:00	5.29 pH	18.75 °C	35.70 µS/cm	1.43 mg/L	49.46 NTU	111.7 mV	40.63 ft	90.00 ml/min
2/21/2023 2:37 PM	10:00	5.28 pH	18.70 °C	35.55 µS/cm	1.40 mg/L	45.60 NTU	110.5 mV	45.60 ft	90.00 ml/min
2/21/2023 2:42 PM	15:00	5.28 pH	18.70 °C	35.43 µS/cm	1.39 mg/L	38.80 NTU	141.2 mV	45.55 ft	90.00 ml/min
2/21/2023 2:47 PM	20:00	5.28 pH	18.70 °C	35.36 µS/cm	1.39 mg/L	21.60 NTU	143.1 mV	45.56 ft	90.00 ml/min
2/21/2023 2:52 PM	25:00	5.28 pH	18.70 °C	35.09 µS/cm	1.37 mg/L	13.00 NTU	112.5 mV	45.56 ft	90.00 ml/min
2/21/2023 2:57 PM	30:00	5.28 pH	18.70 °C	35.02 µS/cm	1.37 mg/L	9.58 NTU	111.5 mV	45.57 ft	90.00 ml/min
2/21/2023 3:02 PM	35:00	5.28 pH	18.70 °C	34.92 µS/cm	1.36 mg/L	8.35 NTU	111.4 mV	45.57 ft	90.00 ml/min
2/21/2023 3:07 PM	40:00	5.28 pH	18.74 °C	34.76 µS/cm	1.34 mg/L	4.85 NTU	111.2 mV	45.57 ft	90.00 ml/min
2/21/2023 3:12 PM	45:00	5.28 pH	18.72 °C	34.76 µS/cm	1.33 mg/L	4.48 NTU	111.5 mV	45.57 ft	90.00 ml/min

Samples

Sample ID:	Description:
SCH-SGWA-1	

Created using VuSitu from In-Situ, Inc.

Low-Flow Test Report:

Test Date / Time: 2/22/2023 8:33:44 AM

Project: Plant Scherer

Operator Name: Tiffany Messier

Location Name: SCH-SGWA-2 Well Diameter: 2 in Casing Type: PVC Screen Length: 10 m Top of Screen: 81.05 m Total Depth: 98.5 ft Initial Depth to Water: 39.48 ft	Pump Type: MP 50 Dedicated Tubing Type: LDPE Pump Intake From TOC: 91.05 ft Estimated Total Volume Pumped: 16000 ml Flow Cell Volume: 90 ml Final Flow Rate: 250 ml/min Final Draw Down: 1.22 ft	Instrument Used: Aqua TROLL 400 Serial Number: 843593
--	---	--

Test Notes:
Extra Rads

Weather Conditions:
Cloudy 64

Low-Flow Readings:

Date Time	Elapsed Time	pH	Temperature	Specific Conductivity	RDO Concentration	Turbidity	ORP	Depth to Water	Flow
		+/- 0.1	+/- 0.5	+/- 3 %	+/- 0.2	+/- 5	+/- 10	+/- 1	
2/22/2023 8:33 AM	00:00	7.30 pH	17.81 °C	127.14 µS/cm	9.14 mg/L	2.22 NTU	141.3 mV	40.70 ft	200.00 ml/min
2/22/2023 8:38 AM	05:00	6.90 pH	18.16 °C	126.27 µS/cm	6.26 mg/L	1.79 NTU	100.1 mV	41.55 ft	250.00 ml/min
2/22/2023 8:43 AM	10:00	6.86 pH	18.15 °C	126.24 µS/cm	5.54 mg/L	1.79 NTU	92.8 mV	40.70 ft	250.00 ml/min
2/22/2023 8:48 AM	15:00	6.85 pH	18.16 °C	126.43 µS/cm	6.66 mg/L	1.18 NTU	90.4 mV	40.70 ft	250.00 ml/min
2/22/2023 8:53 AM	20:00	6.83 pH	18.17 °C	130.54 µS/cm	6.39 mg/L	0.65 NTU	89.2 mV	40.70 ft	250.00 ml/min
2/22/2023 8:58 AM	25:00	6.83 pH	18.17 °C	126.47 µS/cm	5.97 mg/L	0.74 NTU	88.1 mV	40.70 ft	250.00 ml/min
2/22/2023 9:03 AM	30:00	6.84 pH	18.19 °C	125.21 µS/cm	6.18 mg/L	0.86 NTU	88.0 mV	40.70 ft	250.00 ml/min
2/22/2023 9:08 AM	35:00	6.84 pH	18.20 °C	126.00 µS/cm	5.38 mg/L	1.11 NTU	88.6 mV	40.70 ft	250.00 ml/min
2/22/2023 9:13 AM	40:00	6.83 pH	18.25 °C	126.02 µS/cm	6.19 mg/L	1.17 NTU	87.0 mV	40.70 ft	250.00 ml/min
2/22/2023 9:18 AM	45:00	6.85 pH	18.23 °C	125.13 µS/cm	6.13 mg/L	1.17 NTU	86.4 mV	40.70 ft	250.00 ml/min
2/22/2023 9:23 AM	50:00	6.84 pH	18.26 °C	125.10 µS/cm	5.78 mg/L	1.18 NTU	87.0 mV	40.70 ft	250.00 ml/min
2/22/2023 9:28 AM	55:00	6.85 pH	18.28 °C	125.90 µS/cm	5.43 mg/L	1.16 NTU	85.4 mV	40.70 ft	250.00 ml/min
2/22/2023 9:33 AM	01:00:00	6.83 pH	18.30 °C	125.36 µS/cm	5.99 mg/L	1.18 NTU	85.4 mV	40.70 ft	250.00 ml/min

2/22/2023 9:38 AM	01:05:00	6.85 pH	18.35 °C	125.80 µS/cm	5.90 mg/L	1.17 NTU	85.5 mV	40.70 ft	250.00 ml/min
----------------------	----------	---------	----------	--------------	-----------	----------	---------	----------	---------------

Samples

Sample ID:	Description:
SCH-SGWA-2	Extra Rads 228

Low-Flow Test Report:

Test Date / Time: 2/21/2023 3:24:52 PM

Project: SCS Plant Scherer

Operator Name: Daniel Howard

Location Name: SCH-SGWA-3 Well Diameter: 2 in Casing Type: PVC Screen Length: 10 ft Top of Screen: 42.82 ft Total Depth: 52.82 ft Initial Depth to Water: 30.75 ft	Pump Type: Dedicated Bladder Tubing Type: HDPE Pump Intake From TOC: 44.9 ft Estimated Total Volume Pumped: 3850 ml Flow Cell Volume: 90 ml Final Flow Rate: 100 ml/min Final Draw Down: 12.37 ft	Instrument Used: Aqua TROLL 400 Serial Number: 883536
---	--	--

Test Notes:

Low flow. Sample time 1602.

Weather Conditions:

Partly cloudy, temp 75F

Low-Flow Readings:

Date Time	Elapsed Time	pH	Temperature	Specific Conductivity	RDO Concentration	Turbidity	ORP	Depth to Water	Flow
		+/- 0.1	+/- 0.5	+/- 5 %	+/- 10 %	+/- 5	+/- 10	+/- 0.3	
2/21/2023 3:24 PM	00:00	5.84 pH	20.26 °C	89.97 µS/cm	4.51 mg/L	0.96 NTU	79.3 mV	30.75 ft	150.00 ml/min
2/21/2023 3:29 PM	05:00	5.82 pH	20.08 °C	88.67 µS/cm	4.14 mg/L	0.97 NTU	111.5 mV	32.78 ft	120.00 ml/min
2/21/2023 3:34 PM	10:00	5.82 pH	19.99 °C	87.33 µS/cm	4.12 mg/L	0.64 NTU	119.6 mV	33.24 ft	100.00 ml/min
2/21/2023 3:39 PM	15:00	5.81 pH	19.88 °C	86.36 µS/cm	4.14 mg/L	0.41 NTU	121.3 mV	33.45 ft	100.00 ml/min
2/21/2023 3:44 PM	20:00	5.81 pH	19.81 °C	86.07 µS/cm	4.06 mg/L	0.25 NTU	121.3 mV	33.71 ft	100.00 ml/min
2/21/2023 3:49 PM	25:00	5.81 pH	19.79 °C	85.94 µS/cm	4.02 mg/L	0.17 NTU	120.8 mV	33.87 ft	100.00 ml/min
2/21/2023 3:54 PM	30:00	5.81 pH	19.70 °C	85.80 µS/cm	3.98 mg/L	0.14 NTU	120.4 mV	34.04 ft	100.00 ml/min
2/21/2023 3:59 PM	35:00	5.82 pH	19.77 °C	86.05 µS/cm	3.93 mg/L	0.12 NTU	119.4 mV	34.12 ft	100.00 ml/min

Samples

Sample ID:	Description:
------------	--------------

Low-Flow Test Report:

Test Date / Time: 2/22/2023 10:49:40 AM

Project: Plant Scherer

Operator Name: Tiffany Messier

Location Name: SCH-SGWA-4 Well Diameter: 2 in Casing Type: PVC Screen Length: 10 m Top of Screen: 53.2 m Total Depth: 63.2 m Initial Depth to Water: 46.45 ft	Pump Type: MP 50 Dedicated Tubing Type: LDPE Pump Intake From TOC: 91.05 ft Estimated Total Volume Pumped: 7500 ml Flow Cell Volume: 90 ml Final Flow Rate: 250 ml/min Final Draw Down: 3.38 ft	Instrument Used: Aqua TROLL 400 Serial Number: 843593
--	--	--

Test Notes:

Weather Conditions:

Partly cloudy 69

Low-Flow Readings:

Date Time	Elapsed Time	pH	Temperature	Specific Conductivity	RDO Concentration	Turbidity	ORP	Depth to Water	Flow
		+/- 0.1	+/- 0.5	+/- 3 %	+/- 0.2	+/- 5	+/- 10	+/- 1	
2/22/2023 10:49 AM	00:00	6.44 pH	20.12 °C	191.13 µS/cm	6.74 mg/L	0.95 NTU	127.2 mV	47.70 ft	250.00 ml/min
2/22/2023 10:54 AM	05:00	6.39 pH	19.66 °C	191.66 µS/cm	6.79 mg/L	0.48 NTU	102.4 mV	49.12 ft	250.00 ml/min
2/22/2023 10:59 AM	10:00	6.37 pH	19.95 °C	189.00 µS/cm	6.26 mg/L	0.71 NTU	127.8 mV	49.50 ft	250.00 ml/min
2/22/2023 11:04 AM	15:00	6.37 pH	20.29 °C	188.19 µS/cm	6.05 mg/L	0.65 NTU	99.1 mV	49.66 ft	250.00 ml/min
2/22/2023 11:09 AM	20:00	6.37 pH	20.16 °C	189.08 µS/cm	6.23 mg/L	0.52 NTU	125.9 mV	49.80 ft	250.00 ml/min
2/22/2023 11:14 AM	25:00	6.36 pH	20.41 °C	189.47 µS/cm	6.18 mg/L	1.10 NTU	99.2 mV	49.83 ft	250.00 ml/min
2/22/2023 11:19 AM	30:00	6.36 pH	20.13 °C	188.98 µS/cm	6.16 mg/L	1.17 NTU	127.2 mV	49.83 ft	250.00 ml/min

Samples

Sample ID:	Description:
SCH-SGWA	

Low-Flow Test Report:

Test Date / Time: 2/21/2023 2:32:04 PM
Project: SCS Plant Scherer SAGW 2023S1 (2)
Operator Name: D. Bloomfield

Location Name: SCH-SGWA-5 Well Diameter: 2 in Casing Type: PVC Screen Length: 10 ft Top of Screen: 23.1 ft Total Depth: 33.1 ft Initial Depth to Water: 15.56 ft	Pump Type: Peristaltic Tubing Type: Poly Pump Intake From TOC: 24.36 ft Estimated Total Volume Pumped: 9625 ml Flow Cell Volume: 90 ml Final Flow Rate: 175 ml/min Final Draw Down: 0.64 ft	Instrument Used: Aqua TROLL 400 Serial Number: 884189
---	--	--

Test Notes:

Weather Conditions:
Sunny

Low-Flow Readings:

Date Time	Elapsed Time	pH	Temperature	Specific Conductivity	RDO Concentration	Turbidity	ORP	Depth to Water	Flow
		+/- 0.1	+/- 0.5	+/- 5 %	+/- 10 %	+/- 5	+/- 10	+/- 0.3	
2/21/2023 2:32 PM	00:00	7.99 pH	24.15 °C	47.50 µS/cm	6.49 mg/L	2.63 NTU	95.9 mV	15.56 ft	350.00 ml/min
2/21/2023 2:37 PM	05:00	5.75 pH	18.95 °C	46.89 µS/cm	5.40 mg/L	0.76 NTU	113.0 mV	16.62 ft	210.00 ml/min
2/21/2023 2:42 PM	10:00	5.63 pH	18.66 °C	47.40 µS/cm	4.45 mg/L	0.95 NTU	117.1 mV	16.45 ft	210.00 ml/min
2/21/2023 2:47 PM	15:00	5.66 pH	18.59 °C	48.73 µS/cm	5.56 mg/L	0.96 NTU	142.6 mV	16.50 ft	210.00 ml/min
2/21/2023 2:52 PM	20:00	5.64 pH	18.61 °C	49.07 µS/cm	5.05 mg/L	0.41 NTU	119.5 mV	16.53 ft	210.00 ml/min
2/21/2023 2:57 PM	25:00	5.65 pH	18.61 °C	49.64 µS/cm	6.34 mg/L	0.44 NTU	117.4 mV	16.43 ft	210.00 ml/min
2/21/2023 3:02 PM	30:00	5.63 pH	18.61 °C	50.11 µS/cm	5.00 mg/L	0.26 NTU	117.5 mV	16.45 ft	175.00 ml/min
2/21/2023 3:07 PM	35:00	5.60 pH	18.70 °C	49.93 µS/cm	5.40 mg/L	0.26 NTU	119.1 mV	16.36 ft	175.00 ml/min
2/21/2023 3:12 PM	40:00	5.64 pH	18.72 °C	48.24 µS/cm	5.82 mg/L	0.23 NTU	118.1 mV	16.21 ft	175.00 ml/min
2/21/2023 3:17 PM	45:00	5.60 pH	18.71 °C	50.15 µS/cm	5.93 mg/L	0.37 NTU	118.1 mV	16.20 ft	175.00 ml/min

Samples

Sample ID:	Description:
------------	--------------

Low-Flow Test Report:

Test Date / Time: 2/23/2023 10:29:48 AM

Project: Plant Schere (12)

Operator Name: Tiffany Mssier

Location Name: SCH-SGWA-24 Well Diameter: 3 in Casing Type: PVC Screen Length: 10 ft Top of Screen: 34.9 ft Total Depth: 42.9 ft Initial Depth to Water: 13.98 ft	Pump Type: MP 50 Dedicated Tubing Type: LDPE Pump Intake From TOC: 34.8 ft Estimated Total Volume Pumped: 7500 ml Flow Cell Volume: 90 ml Final Flow Rate: 250 ml/min Final Draw Down: 0.12 ft	Instrument Used: Aqua TROLL 400 Serial Number: 843593
--	---	--

Test Notes:

Weather Conditions:

Partly cloudy 73

Low-Flow Readings:

Date Time	Elapsed Time	pH	Temperature	Specific Conductivity	RDO Concentration	Turbidity	ORP	Depth to Water	Flow
		+/- 0.1	+/- 0.5	+/- 5 %	+/- 0.2	+/- 5	+/- 10	+/- 1	
2/23/2023 10:29 AM	00:00	6.34 pH	20.89 °C	167.09 µS/cm	2.13 mg/L	2.65 NTU	84.4 mV	14.10 ft	250.00 ml/min
2/23/2023 10:34 AM	05:00	6.33 pH	21.06 °C	166.19 µS/cm	1.89 mg/L	3.67 NTU	79.0 mV	14.10 ft	250.00 ml/min
2/23/2023 10:39 AM	10:00	6.33 pH	21.11 °C	164.68 µS/cm	1.78 mg/L	3.33 NTU	102.4 mV	14.10 ft	250.00 ml/min
2/23/2023 10:44 AM	15:00	6.33 pH	21.69 °C	163.92 µS/cm	1.83 mg/L	4.04 NTU	109.7 mV	14.10 ft	250.00 ml/min
2/23/2023 10:49 AM	20:00	6.34 pH	22.01 °C	165.71 µS/cm	1.75 mg/L	3.82 NTU	83.0 mV	14.10 ft	250.00 ml/min
2/23/2023 10:54 AM	25:00	6.34 pH	22.62 °C	164.83 µS/cm	1.83 mg/L	2.89 NTU	83.8 mV	14.10 ft	250.00 ml/min
2/23/2023 10:59 AM	30:00	6.33 pH	22.85 °C	165.23 µS/cm	1.79 mg/L	2.52 NTU	110.4 mV	14.10 ft	250.00 ml/min

Samples

Sample ID:	Description:
SCH-SGWA-24	

Low-Flow Test Report:

Test Date / Time: 2/23/2023 8:48:29 AM

Project: Plant Scherer

Operator Name: Tiffany Messier

Location Name: SCH-SGWA-25 Well Diameter: 2 in Casing Type: PVC Screen Length: 10 ft Top of Screen: 38 ft Total Depth: 48 ft Initial Depth to Water: 26.42 ft	Pump Type: MP 50 Dedicated Tubing Type: LDPE Pump Intake From TOC: 39.75 ft Estimated Total Volume Pumped: 4000 ml Flow Cell Volume: 90 ml Final Flow Rate: 100 ml/min Final Draw Down: 0.07 ft	Instrument Used: Aqua TROLL 400 Serial Number: 843593
--	--	--

Test Notes:

Weather Conditions:

Cloudy 68

Low-Flow Readings:

Date Time	Elapsed Time	pH	Temperature	Specific Conductivity	RDO Concentration	Turbidity	ORP	Depth to Water	Flow
		+/- 0.1	+/- 0.5	+/- 3 %	+/- 0.2	+/- 5	+/- 10	+/- 1	
2/23/2023 8:48 AM	00:00	7.02 pH	19.57 °C	110.55 µS/cm	7.28 mg/L	4.45 NTU	150.1 mV	26.52 ft	100.00 ml/min
2/23/2023 8:53 AM	05:00	6.22 pH	19.41 °C	110.11 µS/cm	3.64 mg/L	2.06 NTU	131.2 mV	26.52 ft	100.00 ml/min
2/23/2023 8:58 AM	10:00	6.10 pH	19.71 °C	108.85 µS/cm	2.86 mg/L	4.51 NTU	117.2 mV	26.50 ft	100.00 ml/min
2/23/2023 9:03 AM	15:00	6.05 pH	19.60 °C	111.29 µS/cm	4.02 mg/L	4.55 NTU	146.9 mV	26.49 ft	100.00 ml/min
2/23/2023 9:08 AM	20:00	6.03 pH	19.58 °C	98.06 µS/cm	2.20 mg/L	4.44 NTU	109.6 mV	26.49 ft	100.00 ml/min
2/23/2023 9:13 AM	25:00	6.04 pH	19.51 °C	108.40 µS/cm	2.14 mg/L	3.94 NTU	104.1 mV	26.49 ft	100.00 ml/min
2/23/2023 9:18 AM	30:00	6.05 pH	19.50 °C	108.63 µS/cm	2.14 mg/L	2.96 NTU	102.5 mV	26.49 ft	100.00 ml/min
2/23/2023 9:23 AM	35:00	6.04 pH	19.64 °C	108.81 µS/cm	2.18 mg/L	3.08 NTU	131.1 mV	26.49 ft	100.00 ml/min
2/23/2023 9:28 AM	40:00	6.04 pH	19.68 °C	108.78 µS/cm	2.24 mg/L	2.47 NTU	101.5 mV	26.49 ft	100.00 ml/min

Samples

Sample ID:	Description:
SCH-SGWA-25	

Low-Flow Test Report:

Test Date / Time: 2/22/2023 12:25:17 PM

Project: Plant Scherer

Operator Name: Tiffany Messier

Location Name: SCH-SGWC-6 Well Diameter: 2 in Casing Type: PVC Screen Length: 10 ft Top of Screen: 17.6 ft Total Depth: 27.6 ft Initial Depth to Water: 14.12 ft	Pump Type: MP 50 Dedicated Tubing Type: LDPE Pump Intake From TOC: 91.05 ft Estimated Total Volume Pumped: 5500 ml Flow Cell Volume: 90 ml Final Flow Rate: 100 ml/min Final Draw Down: 3.33 ft	Instrument Used: Aqua TROLL 400 Serial Number: 843593
---	--	--

Test Notes:

Low-Flow Readings:

Date Time	Elapsed Time	pH	Temperature	Specific Conductivity	RDO Concentration	Turbidity	ORP	Depth to Water	Flow
		+/- 0.1	+/- 0.5	+/- 3 %	+/- 0.2	+/- 5	+/- 10	+/- 1	
2/22/2023 12:25 PM	00:00	6.38 pH	23.40 °C	144.28 µS/cm	5.09 mg/L	1.07 NTU	85.8 mV	15.10 ft	100.00 ml/min
2/22/2023 12:30 PM	05:00	6.38 pH	24.89 °C	144.80 µS/cm	3.89 mg/L	2.82 NTU	91.2 mV	15.00 ft	100.00 ml/min
2/22/2023 12:35 PM	10:00	6.37 pH	25.26 °C	142.85 µS/cm	3.81 mg/L	1.50 NTU	91.2 mV	14.85 ft	100.00 ml/min
2/22/2023 12:40 PM	15:00	6.36 pH	26.09 °C	144.60 µS/cm	3.78 mg/L	0.66 NTU	90.8 mV	14.80 ft	100.00 ml/min
2/22/2023 12:45 PM	20:00	6.38 pH	22.97 °C	133.36 µS/cm	3.36 mg/L	0.64 NTU	118.1 mV	15.10 ft	100.00 ml/min
2/22/2023 12:50 PM	25:00	6.33 pH	19.95 °C	140.01 µS/cm	2.92 mg/L	0.53 NTU	91.8 mV	17.43 ft	100.00 ml/min
2/22/2023 12:55 PM	30:00	6.35 pH	19.77 °C	140.23 µS/cm	3.00 mg/L	0.41 NTU	87.1 mV	17.43 ft	100.00 ml/min
2/22/2023 1:00 PM	35:00	6.34 pH	19.81 °C	138.86 µS/cm	2.59 mg/L	1.14 NTU	85.7 mV	17.45 ft	100.00 ml/min
2/22/2023 1:05 PM	40:00	6.33 pH	19.81 °C	137.85 µS/cm	2.18 mg/L	1.79 NTU	84.6 mV	17.45 ft	100.00 ml/min
2/22/2023 1:10 PM	45:00	6.30 pH	19.37 °C	137.90 µS/cm	1.83 mg/L	1.77 NTU	106.5 mV	17.45 ft	100.00 ml/min
2/22/2023 1:15 PM	50:00	6.28 pH	19.90 °C	136.64 µS/cm	1.42 mg/L	1.79 NTU	83.8 mV	17.45 ft	100.00 ml/min
2/22/2023 1:20 PM	55:00	6.28 pH	19.86 °C	136.73 µS/cm	1.28 mg/L	1.77 NTU	102.4 mV	17.45 ft	100.00 ml/min

Samples

Sample ID:	Description:
------------	--------------

Low-Flow Test Report:

Test Date / Time: 2/22/2023 3:01:13 PM

Project: Plant Scherer

Operator Name: Tiffany Messier

Location Name: SCH-SGWC-7 Well Diameter: 2 in Casing Type: PVC Screen Length: 10 ft Top of Screen: 27.7 ft Total Depth: 37.7 ft Initial Depth to Water: 14.15 ft	Pump Type: MP 50 Dedicated Tubing Type: LDPE Pump Intake From TOC: 29.75 ft Estimated Total Volume Pumped: 5000 ml Flow Cell Volume: 90 ml Final Flow Rate: 200 ml/min Final Draw Down: 0.49 ft	Instrument Used: Aqua TROLL 400 Serial Number: 843593
---	--	--

Test Notes:

Low-Flow Readings:

Date Time	Elapsed Time	pH	Temperature	Specific Conductivity	RDO Concentration	Turbidity	ORP	Depth to Water	Flow
		+/- 0.1	+/- 0.5	+/- 3 %	+/- 0.2	+/- 5	+/- 10	+/- 1	
2/22/2023 3:01 PM	00:00	6.61 pH	22.85 °C	248.22 µS/cm	4.31 mg/L	2.80 NTU	40.4 mV	14.60 ft	200.00 ml/min
2/22/2023 3:06 PM	05:00	6.58 pH	21.77 °C	241.87 µS/cm	3.99 mg/L	1.29 NTU	49.4 mV	14.65 ft	200.00 ml/min
2/22/2023 3:11 PM	10:00	6.57 pH	21.73 °C	239.67 µS/cm	3.22 mg/L	0.96 NTU	58.7 mV	14.66 ft	200.00 ml/min
2/22/2023 3:16 PM	15:00	6.55 pH	21.68 °C	238.98 µS/cm	3.22 mg/L	0.84 NTU	62.1 mV	14.66 ft	200.00 ml/min
2/22/2023 3:21 PM	20:00	6.53 pH	21.66 °C	237.65 µS/cm	3.34 mg/L	1.94 NTU	65.1 mV	14.64 ft	200.00 ml/min
2/22/2023 3:26 PM	25:00	6.51 pH	21.69 °C	237.05 µS/cm	2.63 mg/L	2.24 NTU	60.4 mV	14.64 ft	200.00 ml/min

Samples

Sample ID:	Description:
SCH-SGWC-7	

Low-Flow Test Report:

Test Date / Time: 2/22/2023 11:06:19 AM

Project: SCS Plant Scherer (3)

Operator Name: Daniel Howard

Location Name: SCH-SGWC-8 Well Diameter: 2 in Casing Type: PVC Screen Length: 10 ft Top of Screen: 32.6 ft Total Depth: 42.6 ft Initial Depth to Water: 21.16 ft	Pump Type: Dedicated Bladder Tubing Type: HDPE Pump Intake From TOC: 34.2 ft Estimated Total Volume Pumped: 5000 ml Flow Cell Volume: 90 ml Final Flow Rate: 200 ml/min Final Draw Down: 0.15 ft	Instrument Used: Aqua TROLL 400 Serial Number: 883536
---	---	--

Test Notes:

Low flow. Sample time 1133.

Weather Conditions:

Partly cloudy, temp 70

Low-Flow Readings:

Date Time	Elapsed Time	pH	Temperature	Specific Conductivity	RDO Concentration	Turbidity	ORP	Depth to Water	Flow
		+/- 0.1	+/- 0.5	+/- 5 %	+/- 10 %	+/- 5	+/- 10	+/- 0.3	
2/22/2023 11:06 AM	00:00	6.51 pH	23.61 °C	548.94 µS/cm	2.97 mg/L	0.50 NTU	156.3 mV	21.16 ft	200.00 ml/min
2/22/2023 11:11 AM	05:00	6.52 pH	20.23 °C	569.78 µS/cm	3.29 mg/L	0.44 NTU	124.5 mV	21.29 ft	200.00 ml/min
2/22/2023 11:16 AM	10:00	6.52 pH	20.03 °C	574.41 µS/cm	3.12 mg/L	0.46 NTU	114.7 mV	21.29 ft	200.00 ml/min
2/22/2023 11:21 AM	15:00	6.51 pH	19.90 °C	575.12 µS/cm	3.16 mg/L	0.32 NTU	108.3 mV	21.31 ft	200.00 ml/min
2/22/2023 11:26 AM	20:00	6.51 pH	19.99 °C	569.10 µS/cm	3.21 mg/L	0.31 NTU	105.6 mV	21.31 ft	200.00 ml/min
2/22/2023 11:31 AM	25:00	6.51 pH	19.70 °C	563.67 µS/cm	3.27 mg/L	0.19 NTU	131.7 mV	21.31 ft	200.00 ml/min

Samples

Sample ID:	Description:
------------	--------------

Low-Flow Test Report:

Test Date / Time: 2/22/2023 9:13:46 AM

Project: SCS Plant Scherer (2)

Operator Name: Daniel Howard

Location Name: SCH-SGWC-9 Well Diameter: 2 in Casing Type: PVC Screen Length: 10 ft Top of Screen: 27.8 ft Total Depth: 37.8 ft Initial Depth to Water: 21.74 ft	Pump Type: Dedicated Bladder Tubing Type: HDPE Pump Intake From TOC: 29.4 ft Estimated Total Volume Pumped: 6000 ml Flow Cell Volume: 90 ml Final Flow Rate: 200 ml/min Final Draw Down: 0.56 ft	Instrument Used: Aqua TROLL 400 Serial Number: 883536
---	---	--

Test Notes:

Low flow

Weather Conditions:

Overcast, temp 60F

Low-Flow Readings:

Date Time	Elapsed Time	pH	Temperature	Specific Conductivity	RDO Concentration	Turbidity	ORP	Depth to Water	Flow
		+/- 0.1	+/- 0.5	+/- 5 %	+/- 10 %	+/- 5	+/- 10	+/- 0.3	
2/22/2023 9:13 AM	00:00	6.17 pH	18.91 °C	562.64 µS/cm	1.17 mg/L	1.22 NTU	168.9 mV	21.74 ft	200.00 ml/min
2/22/2023 9:18 AM	05:00	6.15 pH	18.68 °C	592.23 µS/cm	0.74 mg/L	0.44 NTU	331.2 mV	22.30 ft	200.00 ml/min
2/22/2023 9:23 AM	10:00	6.15 pH	18.70 °C	596.24 µS/cm	0.49 mg/L	0.33 NTU	293.0 mV	22.30 ft	200.00 ml/min
2/22/2023 9:28 AM	15:00	6.15 pH	18.69 °C	597.70 µS/cm	0.36 mg/L	0.25 NTU	296.0 mV	22.30 ft	200.00 ml/min
2/22/2023 9:33 AM	20:00	6.15 pH	18.73 °C	602.18 µS/cm	0.30 mg/L	0.18 NTU	290.5 mV	22.30 ft	200.00 ml/min
2/22/2023 9:38 AM	25:00	6.14 pH	18.80 °C	601.22 µS/cm	0.27 mg/L	0.22 NTU	273.1 mV	22.30 ft	200.00 ml/min
2/22/2023 9:43 AM	30:00	6.14 pH	18.82 °C	602.84 µS/cm	0.25 mg/L	0.11 NTU	238.3 mV	22.30 ft	200.00 ml/min

Samples

Sample ID:	Description:
------------	--------------

Low-Flow Test Report:

Test Date / Time: 2/22/2023 1:54:39 PM
Project: SCS Plant Scherer SAGW S12023
Operator Name: Mark Mann

Location Name: SCH-SGWC-10 Well Diameter: 2 in Casing Type: PVC Screen Length: 10 ft Top of Screen: 22.6 ft Total Depth: 32.6 ft Initial Depth to Water: 18.84 ft	Pump Type: Dedicated Bladdered Tubing Type: LDPE Pump Intake From TOC: 24.2 ft Estimated Total Volume Pumped: 16000 ml Flow Cell Volume: 90 ml Final Flow Rate: 210 ml/min Final Draw Down: 2.27 ft	Instrument Used: Aqua TROLL 400 Serial Number: 884189
--	--	--

Test Notes:

Weather Conditions:
Sunny

Low-Flow Readings:

Date Time	Elapsed Time	pH	Temperature	Specific Conductivity	RDO Concentration	Turbidity	ORP	Depth to Water	Flow
		+/- 0.1	+/- 0.5	+/- 5 %	+/- 10 %	+/- 5	+/- 10	+/- 0.3	
2/22/2023 1:54 PM	00:00	6.57 pH	27.58 °C	68.76 µS/cm	5.59 mg/L	2.09 NTU	108.2 mV	18.84 ft	250.00 ml/min
2/22/2023 1:59 PM	05:00	5.41 pH	21.64 °C	61.96 µS/cm	3.41 mg/L	3.62 NTU	146.9 mV	20.25 ft	250.00 ml/min
2/22/2023 2:04 PM	10:00	5.33 pH	21.20 °C	60.18 µS/cm	2.43 mg/L	2.52 NTU	219.3 mV	20.85 ft	230.00 ml/min
2/22/2023 2:09 PM	15:00	5.28 pH	20.99 °C	59.65 µS/cm	1.61 mg/L	1.11 NTU	196.5 mV	21.09 ft	230.00 ml/min
2/22/2023 2:14 PM	20:00	5.23 pH	21.29 °C	60.72 µS/cm	1.11 mg/L	1.04 NTU	242.2 mV	21.16 ft	230.00 ml/min
2/22/2023 2:19 PM	25:00	5.21 pH	21.35 °C	61.69 µS/cm	0.75 mg/L	0.98 NTU	188.9 mV	21.26 ft	230.00 ml/min
2/22/2023 2:24 PM	30:00	5.21 pH	21.41 °C	63.05 µS/cm	0.55 mg/L	0.50 NTU	172.0 mV	21.35 ft	230.00 ml/min
2/22/2023 2:29 PM	35:00	5.21 pH	21.23 °C	66.42 µS/cm	0.42 mg/L	0.51 NTU	155.1 mV	21.32 ft	230.00 ml/min
2/22/2023 2:34 PM	40:00	5.22 pH	21.51 °C	70.06 µS/cm	0.33 mg/L	0.83 NTU	143.9 mV	21.31 ft	210.00 ml/min
2/22/2023 2:39 PM	45:00	5.23 pH	21.47 °C	74.09 µS/cm	0.26 mg/L	0.84 NTU	138.9 mV	21.35 ft	230.00 ml/min
2/22/2023 2:44 PM	50:00	5.23 pH	21.41 °C	77.76 µS/cm	0.22 mg/L	0.71 NTU	136.9 mV	21.35 ft	230.00 ml/min
2/22/2023 2:49 PM	55:00	5.23 pH	21.39 °C	81.69 µS/cm	0.19 mg/L	0.80 NTU	135.4 mV	21.31 ft	230.00 ml/min
2/22/2023 2:54 PM	01:00:00	5.24 pH	21.73 °C	84.66 µS/cm	0.15 mg/L	0.44 NTU	134.8 mV	21.21 ft	210.00 ml/min

2/22/2023 2:59 PM	01:05:00	5.24 pH	21.73 °C	87.53 µS/cm	0.13 mg/L	0.36 NTU	133.8 mV	21.16 ft	210.00 ml/min
2/22/2023 3:04 PM	01:10:00	5.23 pH	21.65 °C	88.19 µS/cm	0.13 mg/L	0.29 NTU	134.5 mV	21.11 ft	210.00 ml/min

Samples

Sample ID:	Description:
SCH-SGWC-10	
SCH-AP1-FD-1	

Low-Flow Test Report:

Test Date / Time: 2/22/2023 1:55:10 PM

Project: SCS Plant Scherer (4)

Operator Name: Daniel Howard

Location Name: SCH-SGWC-11 Well Diameter: 2 in Casing Type: PVC Screen Length: 10 ft Top of Screen: 32.7 ft Total Depth: 42.7 ft Initial Depth to Water: 20.32 ft	Pump Type: Dedicated Bladder Tubing Type: HDPE Pump Intake From TOC: 37.7 ft Estimated Total Volume Pumped: 4947.5 ml Flow Cell Volume: 90 ml Final Flow Rate: 150 ml/min Final Draw Down: 1.51 ft	Instrument Used: Aqua TROLL 400 Serial Number: 883536
--	---	--

Test Notes:

Low flow. Sample time 1430. Also collected duplicate sample SCH-AP1-FD-2.

Weather Conditions:

Partly sunny, temp 80F

Low-Flow Readings:

Date Time	Elapsed Time	pH	Temperature	Specific Conductivity	RDO Concentration	Turbidity	ORP	Depth to Water	Flow
		+/- 0.1	+/- 0.5	+/- 5 %	+/- 10 %	+/- 5	+/- 10	+/- 0.3	
2/22/2023 1:55 PM	00:00	5.25 pH	26.05 °C	61.16 µS/cm	1.39 mg/L	9.81 NTU	153.0 mV	20.32 ft	150.00 ml/min
2/22/2023 2:00 PM	05:00	5.15 pH	22.22 °C	60.20 µS/cm	0.93 mg/L	6.97 NTU	153.4 mV	21.66 ft	150.00 ml/min
2/22/2023 2:05 PM	10:00	5.14 pH	21.95 °C	60.26 µS/cm	0.88 mg/L	4.21 NTU	140.6 mV	21.75 ft	150.00 ml/min
2/22/2023 2:10 PM	15:00	5.13 pH	21.50 °C	60.62 µS/cm	0.91 mg/L	3.60 NTU	130.6 mV	20.80 ft	150.00 ml/min
2/22/2023 2:15 PM	20:00	5.11 pH	21.83 °C	61.32 µS/cm	0.86 mg/L	2.13 NTU	124.9 mV	21.83 ft	150.00 ml/min
2/22/2023 2:18 PM	22:59	5.11 pH	21.91 °C	62.79 µS/cm	0.80 mg/L	1.76 NTU	120.8 mV	21.83 ft	150.00 ml/min
2/22/2023 2:23 PM	27:59	5.10 pH	21.90 °C	63.55 µS/cm	0.71 mg/L	1.05 NTU	124.1 mV	21.83 ft	150.00 ml/min
2/22/2023 2:28 PM	32:59	5.10 pH	21.83 °C	64.24 µS/cm	0.62 mg/L	1.04 NTU	125.8 mV	21.83 ft	150.00 ml/min

Samples

Sample ID:	Description:
------------	--------------

Low-Flow Test Report:

Test Date / Time: 2/23/2023 9:17:03 AM

Project: Plant Scherer

Operator Name: Ever Guillen, Robert Bolding

Location Name: SCH-SGWC-12 Well Diameter: 2 in Casing Type: PVC Screen Length: 10 ft Top of Screen: 40.2 ft Total Depth: 50.2 ft Initial Depth to Water: 16.75 ft	Pump Type: Dedicated bladder pump Tubing Type: HDPE Pump Intake From TOC: 45.2 ft Estimated Total Volume Pumped: 15246.667 ml Flow Cell Volume: 90 ml Final Flow Rate: 200 ml/min Final Draw Down: 2.1 ft	Instrument Used: Aqua TROLL 400 Serial Number: 728634
--	--	--

Test Notes:

Sample time=1035

Weather Conditions:

Cool, cloudy, humid

Low-Flow Readings:

Date Time	Elapsed Time	pH	Temperature	Specific Conductivity	RDO Concentration	Turbidity	ORP	Depth to Water	Flow
		+/- 0.1	+/- 0.5	+/- 5 %	+/- 10 %	+/- 5	+/- 10	+/- 0.3	
2/23/2023 9:17 AM	00:00	7.83 pH	24.22 °C	263.99 µS/cm	8.19 mg/L	3.86 NTU	178.6 mV	16.75 ft	200.00 ml/min
2/23/2023 9:22 AM	05:00	6.38 pH	19.09 °C	328.38 µS/cm	1.16 mg/L	2.31 NTU	73.1 mV	18.85 ft	200.00 ml/min
2/23/2023 9:27 AM	10:00	6.08 pH	19.50 °C	328.88 µS/cm	0.70 mg/L	1.29 NTU	79.1 mV	18.85 ft	200.00 ml/min
2/23/2023 9:29 AM	12:40	6.06 pH	20.75 °C	318.64 µS/cm	0.45 mg/L	1.03 NTU	78.1 mV	18.85 ft	200.00 ml/min
2/23/2023 9:34 AM	17:40	6.04 pH	20.24 °C	322.73 µS/cm	0.29 mg/L	0.77 NTU	75.5 mV	18.85 ft	200.00 ml/min
2/23/2023 9:49 AM	31:59	6.03 pH	21.26 °C	317.96 µS/cm	0.26 mg/L	0.83 NTU	64.5 mV	18.85 ft	200.00 ml/min
2/23/2023 9:55 AM	38:39	6.04 pH	21.59 °C	317.57 µS/cm	0.25 mg/L	0.73 NTU	63.0 mV	18.85 ft	200.00 ml/min
2/23/2023 10:00 AM	43:02	6.05 pH	21.52 °C	314.27 µS/cm	0.45 mg/L	0.87 NTU	60.1 mV	18.85 ft	200.00 ml/min
2/23/2023 10:00 AM	43:56	6.04 pH	20.92 °C	316.76 µS/cm	0.78 mg/L	0.49 NTU	60.3 mV	18.85 ft	200.00 ml/min
2/23/2023 10:02 AM	45:39	6.05 pH	20.81 °C	316.40 µS/cm	0.99 mg/L	0.42 NTU	59.3 mV	18.85 ft	200.00 ml/min
2/23/2023 10:07 AM	50:39	6.05 pH	19.88 °C	319.92 µS/cm	1.25 mg/L	0.47 NTU	56.9 mV	18.85 ft	200.00 ml/min
2/23/2023 10:10 AM	53:34	6.06 pH	20.39 °C	316.94 µS/cm	1.26 mg/L	0.52 NTU	58.8 mV	18.85 ft	200.00 ml/min
2/23/2023 10:13 AM	56:14	6.06 pH	21.02 °C	320.76 µS/cm	1.66 mg/L	0.48 NTU	60.7 mV	18.85 ft	200.00 ml/min

2/23/2023 10:18 AM	01:01:14	6.07 pH	21.70 °C	319.77 µS/cm	1.51 mg/L	0.41 NTU	65.3 mV	18.85 ft	200.00 ml/min
2/23/2023 10:23 AM	01:06:14	6.05 pH	20.36 °C	322.42 µS/cm	0.51 mg/L	0.99 NTU	68.4 mV	18.85 ft	200.00 ml/min
2/23/2023 10:28 AM	01:11:14	6.05 pH	20.69 °C	320.72 µS/cm	0.47 mg/L	0.93 NTU	68.0 mV	18.85 ft	200.00 ml/min
2/23/2023 10:33 AM	01:16:14	6.04 pH	20.88 °C	321.21 µS/cm	0.41 mg/L	0.70 NTU	69.7 mV	18.85 ft	200.00 ml/min

Samples

Sample ID:	Description:
------------	--------------

Low-Flow Test Report:

Test Date / Time: 2/23/2023 12:30:28 PM

Project: Plant Scherer

Operator Name: Ever Guillen

Location Name: SCH-SGWC-13 Well Diameter: 2 in Casing Type: PVC Screen Length: 10 ft Top of Screen: 27.5 ft Total Depth: 37.5 ft Initial Depth to Water: 4.52 ft	Pump Type: Dedicated bladder Tubing Type: HDPE Pump Intake From TOC: 32.5 ft Estimated Total Volume Pumped: 7490 ml Flow Cell Volume: 90 ml Final Flow Rate: 200 ml/min Final Draw Down: 0 ft	Instrument Used: Aqua TROLL 400 Serial Number: 728634
---	--	--

Test Notes:

Sample time =1310

Weather Conditions:

Cool,cloudy,humid

Low-Flow Readings:

Date Time	Elapsed Time	pH	Temperature	Specific Conductivity	RDO Concentration	Turbidity	ORP	Depth to Water	Flow
		+/- 0.1	+/- 0.5	+/- 5 %	+/- 10 %	+/- 5	+/- 10	+/- 0.3	
2/23/2023 12:30 PM	00:00	6.09 pH	24.59 °C	348.78 µS/cm	3.00 mg/L	7.96 NTU	106.1 mV	4.52 ft	200.00 ml/min
2/23/2023 12:35 PM	05:00	5.98 pH	26.26 °C	351.16 µS/cm	1.59 mg/L	6.05 NTU	103.3 mV	4.52 ft	200.00 ml/min
2/23/2023 12:40 PM	10:00	5.94 pH	25.45 °C	355.17 µS/cm	1.05 mg/L	4.78 NTU	109.3 mV	4.52 ft	200.00 ml/min
2/23/2023 12:45 PM	15:00	5.94 pH	25.95 °C	350.63 µS/cm	0.90 mg/L	3.21 NTU	102.7 mV	4.52 ft	200.00 ml/min
2/23/2023 12:50 PM	20:00	5.94 pH	24.92 °C	349.00 µS/cm	0.87 mg/L	2.41 NTU	109.0 mV	4.52 ft	200.00 ml/min
2/23/2023 12:55 PM	25:00	5.94 pH	25.04 °C	347.50 µS/cm	0.85 mg/L	1.66 NTU	102.2 mV	4.52 ft	200.00 ml/min
2/23/2023 12:57 PM	27:27	5.93 pH	25.22 °C	344.43 µS/cm	0.83 mg/L	1.49 NTU	103.2 mV	4.52 ft	200.00 ml/min
2/23/2023 1:02 PM	32:27	5.93 pH	24.28 °C	349.48 µS/cm	0.82 mg/L	0.97 NTU	109.5 mV	4.52 ft	200.00 ml/min
2/23/2023 1:07 PM	37:27	5.94 pH	24.27 °C	347.62 µS/cm	0.78 mg/L	0.92 NTU	102.2 mV	4.52 ft	200.00 ml/min

Samples

Sample ID:	Description:
------------	--------------

Low-Flow Test Report:

Test Date / Time: 2/23/2023 10:01:08 AM

Project: SCS Plant Scherer (5)

Operator Name: Daniel Howard

Location Name: SCH-SGWC-14 Well Diameter: 2 in Casing Type: PVC Screen Length: 10 ft Top of Screen: 28.5 ft Total Depth: 38.5 ft Initial Depth to Water: 10.61 ft	Pump Type: Dedicated Bladder Tubing Type: HDPE Pump Intake From TOC: 33.5 ft Estimated Total Volume Pumped: 10000 ml Flow Cell Volume: 90 ml Final Flow Rate: 200 ml/min Final Draw Down: 0.03 ft	Instrument Used: Aqua TROLL 400 Serial Number: 883536
--	--	--

Test Notes:

Low flow. Sample time 1053.

Weather Conditions:

Overcast, temp 70F

Low-Flow Readings:

Date Time	Elapsed Time	pH	Temperature	Specific Conductivity	RDO Concentration	Turbidity	ORP	Depth to Water	Flow
		+/- 0.1	+/- 0.5	+/- 5 %	+/- 10 %	+/- 5	+/- 10	+/- 0.3	
2/23/2023 10:01 AM	00:00	6.28 pH	21.28 °C	476.85 µS/cm	1.73 mg/L	25.90 NTU	135.9 mV	10.61 ft	200.00 ml/min
2/23/2023 10:06 AM	05:00	5.92 pH	17.89 °C	510.76 µS/cm	0.43 mg/L	26.60 NTU	43.9 mV	10.64 ft	200.00 ml/min
2/23/2023 10:11 AM	10:00	5.82 pH	17.76 °C	511.81 µS/cm	0.45 mg/L	14.60 NTU	19.2 mV	10.64 ft	200.00 ml/min
2/23/2023 10:16 AM	15:00	5.79 pH	17.96 °C	511.82 µS/cm	0.17 mg/L	11.50 NTU	7.7 mV	10.64 ft	200.00 ml/min
2/23/2023 10:21 AM	20:00	5.77 pH	17.85 °C	514.15 µS/cm	0.12 mg/L	8.81 NTU	8.9 mV	10.64 ft	200.00 ml/min
2/23/2023 10:26 AM	25:00	5.76 pH	17.84 °C	515.60 µS/cm	0.09 mg/L	6.40 NTU	7.3 mV	10.64 ft	200.00 ml/min
2/23/2023 10:31 AM	30:00	5.75 pH	17.75 °C	515.50 µS/cm	0.09 mg/L	5.09 NTU	7.5 mV	10.64 ft	200.00 ml/min
2/23/2023 10:36 AM	35:00	5.74 pH	17.73 °C	517.69 µS/cm	0.08 mg/L	4.78 NTU	8.3 mV	10.64 ft	200.00 ml/min
2/23/2023 10:41 AM	40:00	5.74 pH	17.81 °C	517.34 µS/cm	0.08 mg/L	3.02 NTU	8.8 mV	10.64 ft	200.00 ml/min
2/23/2023 10:46 AM	45:00	5.73 pH	17.92 °C	517.20 µS/cm	0.08 mg/L	2.79 NTU	10.3 mV	10.64 ft	200.00 ml/min
2/23/2023 10:51 AM	50:00	5.72 pH	18.07 °C	517.16 µS/cm	0.08 mg/L	2.35 NTU	12.3 mV	10.64 ft	200.00 ml/min

Samples

Sample ID:	Description:
------------	--------------

Created using VuSitu from In-Situ, Inc.

Low-Flow Test Report:

Test Date / Time: 2/23/2023 12:22:14 PM

Project: SCS Plant Scherer (6)

Operator Name: Daniel Howard

Location Name: SCH-SGWC-15 Well Diameter: 2 in Casing Type: PVC Screen Length: 10 ft Top of Screen: 38.2 ft Total Depth: 48.2 ft Initial Depth to Water: 28.02 ft	Pump Type: Dedicated Bladder Tubing Type: HDPE Pump Intake From TOC: 43.2 ft Estimated Total Volume Pumped: 8760 ml Flow Cell Volume: 90 ml Final Flow Rate: 200 ml/min Final Draw Down: 0.03 ft	Instrument Used: Aqua TROLL 400 Serial Number: 883536
--	---	--

Test Notes:

Low flow. Sample time 1308.

Weather Conditions:

Partly sunny, temp 78F

Low-Flow Readings:

Date Time	Elapsed Time	pH	Temperature	Specific Conductivity	RDO Concentration	Turbidity	ORP	Depth to Water	Flow
		+/- 0.1	+/- 0.5	+/- 5 %	+/- 10 %	+/- 5	+/- 10	+/- 0.3	
2/23/2023 12:22 PM	00:00	4.69 pH	23.10 °C	458.40 µS/cm	2.99 mg/L	1.58 NTU	180.1 mV	28.02 ft	200.00 ml/min
2/23/2023 12:27 PM	05:00	4.61 pH	20.81 °C	475.81 µS/cm	1.32 mg/L	10.20 NTU	260.8 mV	28.05 ft	200.00 ml/min
2/23/2023 12:32 PM	10:00	4.63 pH	20.76 °C	477.80 µS/cm	1.02 mg/L	10.70 NTU	320.3 mV	28.05 ft	200.00 ml/min
2/23/2023 12:37 PM	15:00	4.59 pH	20.46 °C	480.84 µS/cm	0.97 mg/L	9.03 NTU	471.3 mV	28.05 ft	200.00 ml/min
2/23/2023 12:41 PM	18:48	4.58 pH	20.66 °C	476.39 µS/cm	0.78 mg/L	8.75 NTU	422.8 mV	28.05 ft	200.00 ml/min
2/23/2023 12:46 PM	23:48	4.58 pH	20.32 °C	482.90 µS/cm	0.66 mg/L	6.59 NTU	433.1 mV	28.05 ft	200.00 ml/min
2/23/2023 12:51 PM	28:48	4.58 pH	20.25 °C	483.44 µS/cm	0.61 mg/L	5.45 NTU	440.1 mV	28.05 ft	200.00 ml/min
2/23/2023 12:56 PM	33:48	4.58 pH	20.10 °C	484.20 µS/cm	0.58 mg/L	4.78 NTU	446.9 mV	28.05 ft	200.00 ml/min
2/23/2023 1:01 PM	38:48	4.58 pH	19.97 °C	484.92 µS/cm	0.56 mg/L	3.63 NTU	448.0 mV	28.05 ft	200.00 ml/min
2/23/2023 1:06 PM	43:48	4.59 pH	19.85 °C	483.49 µS/cm	0.55 mg/L	3.38 NTU	447.2 mV	28.05 ft	200.00 ml/min

Samples

Sample ID:	Description:
------------	--------------

Low-Flow Test Report:

Test Date / Time: 2/23/2023 2:41:31 PM

Project: SCS Plant Scherer (7)

Operator Name: Daniel Howard

Location Name: SCH-SGWC-16 Well Diameter: 2 in Casing Type: PVC Screen Length: 10 ft Top of Screen: 33.3 ft Total Depth: 43.3 ft Initial Depth to Water: 24.01 ft	Pump Type: Dedicated Bladder Tubing Type: HDPE Pump Intake From TOC: 38.3 ft Estimated Total Volume Pumped: 8000 ml Flow Cell Volume: 90 ml Final Flow Rate: 200 ml/min Final Draw Down: 0.1 ft	Instrument Used: Aqua TROLL 400 Serial Number: 883536
--	--	--

Test Notes:

Low flow. Sample time 1524.

Weather Conditions:

Partly cloudy, temp 79F

Low-Flow Readings:

Date Time	Elapsed Time	pH	Temperature	Specific Conductivity	RDO Concentration	Turbidity	ORP	Depth to Water	Flow
		+/- 0.1	+/- 0.5	+/- 5 %	+/- 10 %	+/- 5	+/- 10	+/- 0.3	
2/23/2023 2:41 PM	00:00	5.18 pH	21.11 °C	177.45 µS/cm	3.21 mg/L	21.50 NTU	281.6 mV	24.01 ft	200.00 ml/min
2/23/2023 2:46 PM	05:00	5.17 pH	19.80 °C	186.37 µS/cm	2.91 mg/L	26.00 NTU	246.5 mV	24.11 ft	200.00 ml/min
2/23/2023 2:51 PM	10:00	5.15 pH	19.60 °C	186.39 µS/cm	2.63 mg/L	21.00 NTU	230.1 mV	24.11 ft	200.00 ml/min
2/23/2023 2:56 PM	15:00	5.15 pH	19.52 °C	185.26 µS/cm	2.58 mg/L	16.00 NTU	247.5 mV	24.11 ft	200.00 ml/min
2/23/2023 3:01 PM	20:00	5.15 pH	19.47 °C	186.83 µS/cm	2.58 mg/L	10.00 NTU	212.7 mV	24.11 ft	200.00 ml/min
2/23/2023 3:06 PM	25:00	5.14 pH	19.41 °C	186.67 µS/cm	2.57 mg/L	5.71 NTU	203.1 mV	24.11 ft	200.00 ml/min
2/23/2023 3:11 PM	30:00	5.14 pH	19.41 °C	187.51 µS/cm	2.56 mg/L	4.18 NTU	197.3 mV	24.11 ft	200.00 ml/min
2/23/2023 3:16 PM	35:00	5.13 pH	19.50 °C	187.13 µS/cm	2.56 mg/L	3.23 NTU	192.2 mV	24.11 ft	200.00 ml/min
2/23/2023 3:21 PM	40:00	5.13 pH	19.47 °C	185.25 µS/cm	2.54 mg/L	1.98 NTU	211.3 mV	24.11 ft	200.00 ml/min

Samples

Sample ID:	Description:
------------	--------------

Low-Flow Test Report:

Test Date / Time: 2/22/2023 1:20:33 PM

Project: SCS Plant Scherer

Operator Name: Dana Bloomfield

Location Name: SCH-SGWC-17 Well Diameter: 2 in Casing Type: PVC Screen Length: 10 ft Top of Screen: 16.6 ft Total Depth: 24.6 ft Initial Depth to Water: 2.25 ft	Pump Type: Bladder Tubing Type: LDPE Pump Intake From TOC: 24.6 ft Estimated Total Volume Pumped: 9115 ml Flow Cell Volume: 90 ml Final Flow Rate: 150 ml/min Final Draw Down: 0.55 ft	Instrument Used: Aqua TROLL 400 Serial Number: 850762
---	---	--

Test Notes:

Low-Flow Readings:

Date Time	Elapsed Time	pH	Temperature	Specific Conductivity	RDO Concentration	Turbidity	ORP	Depth to Water	Flow
		+/- 0.1	+/- 0.5	+/- 5 %	+/- 10 %	+/- 5	+/- 10	+/- 0.3	
2/22/2023 1:20 PM	00:00	6.15 pH	25.71 °C	579.67 µS/cm	2.63 mg/L	15.30 NTU	177.4 mV	2.25 ft	150.00 ml/min
2/22/2023 1:25 PM	05:00	6.22 pH	19.92 °C	641.74 µS/cm	0.55 mg/L	23.30 NTU	121.3 mV	2.73 ft	150.00 ml/min
2/22/2023 1:30 PM	10:00	6.22 pH	19.52 °C	638.76 µS/cm	0.29 mg/L	28.00 NTU	121.3 mV	2.76 ft	150.00 ml/min
2/22/2023 1:35 PM	15:00	6.22 pH	19.56 °C	637.14 µS/cm	0.26 mg/L	10.90 NTU	114.6 mV	2.76 ft	150.00 ml/min
2/22/2023 1:40 PM	20:00	6.22 pH	19.25 °C	636.47 µS/cm	0.26 mg/L	6.26 NTU	93.9 mV	2.80 ft	150.00 ml/min
2/22/2023 1:45 PM	25:00	6.22 pH	19.33 °C	635.29 µS/cm	0.24 mg/L	5.52 NTU	99.6 mV	2.80 ft	150.00 ml/min
2/22/2023 1:50 PM	30:00	6.23 pH	19.51 °C	629.56 µS/cm	0.20 mg/L	5.42 NTU	97.6 mV	2.80 ft	150.00 ml/min
2/22/2023 1:56 PM	35:46	6.22 pH	19.73 °C	629.30 µS/cm	0.18 mg/L	4.93 NTU	86.6 mV	2.80 ft	150.00 ml/min
2/22/2023 2:01 PM	40:46	6.22 pH	20.06 °C	628.68 µS/cm	0.17 mg/L	5.77 NTU	91.1 mV	2.80 ft	150.00 ml/min
2/22/2023 2:06 PM	45:46	6.22 pH	20.11 °C	628.29 µS/cm	0.16 mg/L	2.61 NTU	90.7 mV	2.80 ft	150.00 ml/min
2/22/2023 2:11 PM	50:46	6.22 pH	19.88 °C	628.66 µS/cm	0.15 mg/L	3.05 NTU	78.5 mV	2.80 ft	150.00 ml/min
2/22/2023 2:16 PM	55:46	6.22 pH	19.93 °C	629.48 µS/cm	0.15 mg/L	4.03 NTU	85.8 mV	2.80 ft	150.00 ml/min
2/22/2023 2:21 PM	01:00:46	6.23 pH	20.10 °C	626.56 µS/cm	0.14 mg/L	3.17 NTU	85.7 mV	2.80 ft	150.00 ml/min

Samples

Sample ID:	Description:
------------	--------------

Created using VuSitu from In-Situ, Inc.

Low-Flow Test Report:

Test Date / Time: 2/22/2023 9:29:19 AM

Project: SCS Plant Scherer

Operator Name: Dana Bloomfield

Location Name: SCH-SGWC-18 Well Diameter: 2 in Casing Type: PVC Screen Length: 10 ft Top of Screen: 37.6 ft Total Depth: 47.6 ft Initial Depth to Water: 42.35 ft	Pump Type: Bladder Tubing Type: LDPE Pump Intake From TOC: 47.6 ft Estimated Total Volume Pumped: 16839.232 ml Flow Cell Volume: 90 ml Final Flow Rate: 118 ml/min Final Draw Down: 0.14 ft	Instrument Used: Aqua TROLL 400 Serial Number: 850762
--	--	--

Test Notes:

Low-Flow Readings:

Date Time	Elapsed Time	pH	Temperature	Specific Conductivity	RDO Concentration	Turbidity	ORP	Depth to Water	Flow
		+/- 0.1	+/- 0.5	+/- 5 %	+/- 10 %	+/- 5	+/- 10	+/- 0.3	
2/22/2023 9:29 AM	00:00	4.86 pH	21.71 °C	1,800.9 µS/cm	5.76 mg/L	422.00 NTU	234.9 mV	42.35 ft	220.00 ml/min
2/22/2023 9:34 AM	05:00	4.96 pH	20.69 °C	1,781.5 µS/cm	4.99 mg/L	307.00 NTU	203.7 mV	42.48 ft	118.00 ml/min
2/22/2023 9:39 AM	10:00	4.98 pH	20.50 °C	1,800.0 µS/cm	5.01 mg/L	176.00 NTU	211.3 mV	42.49 ft	118.00 ml/min
2/22/2023 9:44 AM	15:00	5.01 pH	20.46 °C	1,803.8 µS/cm	5.15 mg/L	133.00 NTU	203.0 mV	42.48 ft	118.00 ml/min
2/22/2023 9:49 AM	20:00	5.01 pH	20.42 °C	1,803.9 µS/cm	5.28 mg/L	87.20 NTU	195.9 mV	42.49 ft	118.00 ml/min
2/22/2023 9:54 AM	25:00	5.01 pH	20.42 °C	1,802.3 µS/cm	5.28 mg/L	58.00 NTU	190.3 mV	42.49 ft	118.00 ml/min
2/22/2023 9:59 AM	30:00	5.02 pH	20.42 °C	1,799.1 µS/cm	5.33 mg/L	36.80 NTU	167.6 mV	42.46 ft	118.00 ml/min
2/22/2023 10:04 AM	35:00	5.01 pH	20.64 °C	1,799.5 µS/cm	5.31 mg/L	37.80 NTU	162.0 mV	42.49 ft	118.00 ml/min
2/22/2023 10:09 AM	40:00	5.02 pH	20.73 °C	1,798.6 µS/cm	5.35 mg/L	23.70 NTU	174.4 mV	42.48 ft	118.00 ml/min
2/22/2023 10:14 AM	45:00	5.00 pH	20.73 °C	1,796.8 µS/cm	5.32 mg/L	16.30 NTU	157.6 mV	42.49 ft	118.00 ml/min
2/22/2023 10:19 AM	50:00	5.00 pH	21.43 °C	1,806.8 µS/cm	5.31 mg/L	12.50 NTU	169.3 mV	42.48 ft	118.00 ml/min
2/22/2023 10:24 AM	55:00	5.01 pH	21.84 °C	1,798.7 µS/cm	5.32 mg/L	139.00 NTU	153.9 mV	42.48 ft	118.00 ml/min
2/22/2023 10:29 AM	01:00:00	5.02 pH	22.88 °C	1,804.0 µS/cm	5.34 mg/L	34.70 NTU	151.3 mV	42.46 ft	118.00 ml/min
2/22/2023 10:34 AM	01:05:00	5.02 pH	23.99 °C	1,814.7 µS/cm	5.21 mg/L	15.60 NTU	165.5 mV	42.48 ft	118.00 ml/min
2/22/2023 10:39 AM	01:10:00	5.03 pH	23.45 °C	1,784.7 µS/cm	5.27 mg/L	8.73 NTU	150.9 mV	42.48 ft	118.00 ml/min

2/22/2023 10:44 AM	01:15:00	5.03 pH	22.56 °C	1,790.4 µS/cm	5.35 mg/L	8.15 NTU	162.7 mV	42.48 ft	118.00 ml/min
2/22/2023 10:49 AM	01:20:00	5.02 pH	21.21 °C	1,798.5 µS/cm	5.70 mg/L	10.90 NTU	147.7 mV	42.51 ft	118.00 ml/min
2/22/2023 10:54 AM	01:25:00	5.01 pH	21.31 °C	1,810.3 µS/cm	5.58 mg/L	5.53 NTU	160.3 mV	42.49 ft	118.00 ml/min
2/22/2023 10:59 AM	01:30:00	5.00 pH	21.72 °C	1,803.9 µS/cm	5.38 mg/L	4.83 NTU	146.7 mV	42.49 ft	118.00 ml/min
2/22/2023 11:04 AM	01:35:00	5.00 pH	22.18 °C	1,806.4 µS/cm	5.38 mg/L	3.46 NTU	145.3 mV	42.49 ft	118.00 ml/min
2/22/2023 11:09 AM	01:40:00	5.01 pH	22.16 °C	1,806.7 µS/cm	5.62 mg/L	2.96 NTU	158.9 mV	42.48 ft	118.00 ml/min
2/22/2023 11:14 AM	01:45:00	4.99 pH	21.93 °C	1,807.2 µS/cm	5.43 mg/L	2.42 NTU	160.3 mV	42.49 ft	118.00 ml/min
2/22/2023 11:19 AM	01:50:00	4.99 pH	21.94 °C	1,811.8 µS/cm	5.51 mg/L	2.38 NTU	146.2 mV	42.49 ft	118.00 ml/min
2/22/2023 11:24 AM	01:55:00	4.99 pH	23.11 °C	1,826.8 µS/cm	5.51 mg/L	2.09 NTU	159.6 mV	42.49 ft	118.00 ml/min
2/22/2023 11:29 AM	02:00:00	5.00 pH	23.99 °C	1,820.5 µS/cm	5.54 mg/L	1.85 NTU	161.1 mV	42.49 ft	118.00 ml/min
2/22/2023 11:34 AM	02:05:00	5.00 pH	23.31 °C	1,802.2 µS/cm	5.54 mg/L	1.74 NTU	146.4 mV	42.49 ft	118.00 ml/min
2/22/2023 11:39 AM	02:10:00	5.01 pH	23.75 °C	1,818.1 µS/cm	5.65 mg/L	1.55 NTU	159.8 mV	42.49 ft	118.00 ml/min
2/22/2023 11:44 AM	02:15:00	5.01 pH	23.81 °C	1,803.0 µS/cm	5.63 mg/L	1.34 NTU	146.3 mV	42.49 ft	118.00 ml/min
2/22/2023 11:45 AM	02:16:31	5.01 pH	23.41 °C	1,784.8 µS/cm	5.59 mg/L	1.36 NTU	144.8 mV	42.49 ft	118.00 ml/min
2/22/2023 11:47 AM	02:18:23	5.00 pH	22.93 °C	1,789.1 µS/cm	5.56 mg/L	1.34 NTU	142.6 mV	42.49 ft	118.00 ml/min

Samples

Sample ID:	Description:
------------	--------------

Low-Flow Test Report:

Test Date / Time: 2/22/2023 11:29:17 AM
Project: SCS Plant Scherer SAGW 2023S1 (4)
Operator Name: M. Mann

Location Name: SCH-SGWC-19 Well Diameter: 2 in Casing Type: PVC Screen Length: 10 ft Top of Screen: 27.4 ft Total Depth: 37.4 ft Initial Depth to Water: 14.92 ft	Pump Type: Dedicated Bladder Tubing Type: Poly Pump Intake From TOC: 29 ft Estimated Total Volume Pumped: 9066.667 ml Flow Cell Volume: 90 ml Final Flow Rate: 200 ml/min Final Draw Down: 0.48 ft	Instrument Used: Aqua TROLL 400 Serial Number: 884189
--	---	--

Test Notes:

Weather Conditions:
sunny

Low-Flow Readings:

Date Time	Elapsed Time	pH	Temperature	Specific Conductivity	RDO Concentration	Turbidity	ORP	Depth to Water	Flow
		+/- 0.1	+/- 0.5	+/- 5 %	+/- 10 %	+/- 5	+/- 10	+/- 0.3	
2/22/2023 11:29 AM	00:00	6.06 pH	27.76 °C	448.56 µS/cm	5.51 mg/L	6.05 NTU	151.0 mV	14.92 ft	300.00 ml/min
2/22/2023 11:34 AM	05:00	5.71 pH	20.71 °C	605.02 µS/cm	3.34 mg/L	10.50 NTU	142.1 mV	15.98 ft	300.00 ml/min
2/22/2023 11:39 AM	10:00	5.64 pH	20.62 °C	587.02 µS/cm	2.77 mg/L	5.29 NTU	155.9 mV	15.75 ft	300.00 ml/min
2/22/2023 11:44 AM	15:00	5.59 pH	20.77 °C	587.70 µS/cm	2.49 mg/L	3.41 NTU	133.5 mV	15.49 ft	200.00 ml/min
2/22/2023 11:47 AM	18:39	5.56 pH	20.60 °C	620.75 µS/cm	2.45 mg/L	4.33 NTU	122.9 mV	15.43 ft	200.00 ml/min
2/22/2023 11:51 AM	22:32	5.55 pH	20.71 °C	620.30 µS/cm	2.45 mg/L	3.43 NTU	128.1 mV	15.43 ft	200.00 ml/min
2/22/2023 11:52 AM	22:50	5.55 pH	20.68 °C	614.69 µS/cm	2.45 mg/L	2.17 NTU	121.9 mV	15.42 ft	200.00 ml/min
2/22/2023 11:57 AM	27:50	5.54 pH	21.11 °C	584.45 µS/cm	2.48 mg/L	2.53 NTU	138.9 mV	15.38 ft	200.00 ml/min
2/22/2023 12:02 PM	32:50	5.53 pH	21.31 °C	588.73 µS/cm	2.47 mg/L	2.65 NTU	124.0 mV	15.44 ft	200.00 ml/min
2/22/2023 12:07 PM	37:50	5.53 pH	21.42 °C	583.76 µS/cm	2.48 mg/L	1.63 NTU	120.9 mV	15.40 ft	200.00 ml/min

Samples

Sample ID:	Description:
------------	--------------

Low-Flow Test Report:

Test Date / Time: 2/22/2023 8:32:57 AM

Project: SCS Plant Scherer SAGW 2023S1 (3)

Operator Name: M. Mann

Location Name: SCH-SGWC-20 Well Diameter: 2 in Casing Type: PVC Screen Length: 10 ft Top of Screen: 17.9 ft Total Depth: 27.9 ft Initial Depth to Water: 12.88 ft	Pump Type: Dedicated Bladder Tubing Type: Poly Pump Intake From TOC: 19.5 ft Estimated Total Volume Pumped: 19450 ml Flow Cell Volume: 90 ml Final Flow Rate: 200 ml/min Final Draw Down: 0.94 ft	Instrument Used: Aqua TROLL 400 Serial Number: 884189
--	--	--

Test Notes:

Weather Conditions:

Cloudy

Low-Flow Readings:

Date Time	Elapsed Time	pH	Temperature	Specific Conductivity	RDO Concentration	Turbidity	ORP	Depth to Water	Flow
		+/- 0.1	+/- 0.5	+/- 5 %	+/- 10 %	+/- 5	+/- 10	+/- 0.3	
2/22/2023 8:32 AM	00:00	4.38 pH	18.59 °C	512.35 µS/cm	6.55 mg/L	1.08 NTU	215.7 mV	12.88 ft	400.00 ml/min
2/22/2023 8:37 AM	05:00	4.16 pH	20.05 °C	598.85 µS/cm	1.70 mg/L	0.79 NTU	300.1 mV	13.78 ft	120.00 ml/min
2/22/2023 8:42 AM	10:00	4.17 pH	19.59 °C	608.67 µS/cm	2.77 mg/L	0.39 NTU	266.5 mV	13.46 ft	120.00 ml/min
2/22/2023 8:47 AM	15:00	4.20 pH	19.99 °C	599.82 µS/cm	1.46 mg/L	0.44 NTU	270.2 mV	13.49 ft	200.00 ml/min
2/22/2023 8:52 AM	20:00	4.22 pH	19.80 °C	590.33 µS/cm	2.48 mg/L	0.30 NTU	276.8 mV	13.71 ft	200.00 ml/min
2/22/2023 8:57 AM	25:00	4.26 pH	19.91 °C	589.34 µS/cm	1.69 mg/L	0.28 NTU	276.7 mV	13.76 ft	175.00 ml/min
2/22/2023 9:02 AM	30:00	4.27 pH	19.78 °C	586.93 µS/cm	1.47 mg/L	0.30 NTU	273.8 mV	13.60 ft	175.00 ml/min
2/22/2023 9:07 AM	35:00	4.27 pH	19.86 °C	581.92 µS/cm	2.44 mg/L	0.23 NTU	269.4 mV	13.49 ft	175.00 ml/min
2/22/2023 9:12 AM	40:00	4.28 pH	19.90 °C	578.39 µS/cm	1.77 mg/L	0.29 NTU	272.8 mV	13.51 ft	175.00 ml/min
2/22/2023 9:17 AM	45:00	4.28 pH	19.85 °C	576.50 µS/cm	2.23 mg/L	0.20 NTU	274.5 mV	13.43 ft	175.00 ml/min
2/22/2023 9:22 AM	50:00	4.30 pH	19.86 °C	569.76 µS/cm	2.30 mg/L	0.27 NTU	270.4 mV	13.42 ft	175.00 ml/min
2/22/2023 9:27 AM	55:00	4.31 pH	19.89 °C	564.30 µS/cm	4.06 mg/L	0.26 NTU	270.6 mV	13.40 ft	200.00 ml/min
2/22/2023 9:32 AM	01:00:00	4.32 pH	20.09 °C	565.33 µS/cm	0.99 mg/L	0.41 NTU	283.9 mV	13.65 ft	200.00 ml/min

2/22/2023 9:37 AM	01:05:00	4.33 pH	20.09 °C	559.63 µS/cm	1.04 mg/L	0.23 NTU	300.0 mV	13.79 ft	200.00 ml/min
2/22/2023 9:42 AM	01:10:00	4.33 pH	20.10 °C	564.87 µS/cm	3.14 mg/L	0.21 NTU	311.4 mV	13.78 ft	200.00 ml/min
2/22/2023 9:47 AM	01:15:00	4.35 pH	20.08 °C	558.00 µS/cm	0.94 mg/L	0.24 NTU	316.8 mV	13.81 ft	200.00 ml/min
2/22/2023 9:52 AM	01:20:00	4.36 pH	20.11 °C	559.78 µS/cm	1.67 mg/L	0.31 NTU	318.4 mV	13.82 ft	200.00 ml/min
2/22/2023 9:57 AM	01:25:00	4.37 pH	20.13 °C	557.08 µS/cm	0.70 mg/L	0.32 NTU	322.5 mV	13.80 ft	200.00 ml/min
2/22/2023 10:02 AM	01:30:00	4.36 pH	20.17 °C	555.08 µS/cm	1.78 mg/L	0.25 NTU	327.4 mV	13.78 ft	200.00 ml/min
2/22/2023 10:07 AM	01:35:00	4.37 pH	20.20 °C	549.90 µS/cm	1.71 mg/L	0.19 NTU	333.4 mV	13.82 ft	200.00 ml/min
2/22/2023 10:12 AM	01:40:00	4.38 pH	20.18 °C	550.64 µS/cm	1.64 mg/L	0.23 NTU	336.7 mV	13.82 ft	200.00 ml/min

Samples

Sample ID:	Description:
SCH-SGWC-20	

Low-Flow Test Report:

Test Date / Time: 2/23/2023 8:34:41 AM

Project: SCS Plant Scherer SAGW S12023 (2)

Operator Name: Mark Mann

Location Name: SCH-SGWC-21 Well Diameter: 2 in Casing Type: PVC Screen Length: 10 ft Top of Screen: 17.79 ft Total Depth: 27.79 ft Initial Depth to Water: 0.5 ft	Pump Type: Dedicated Bladdered Tubing Type: LDPE Pump Intake From TOC: 19.39 ft Estimated Total Volume Pumped: 9600 ml Flow Cell Volume: 90 ml Final Flow Rate: 320 ml/min Final Draw Down: 0.12 ft	Instrument Used: Aqua TROLL 400 Serial Number: 884187
--	--	--

Test Notes:

Weather Conditions:

Sunny

Low-Flow Readings:

Date Time	Elapsed Time	pH	Temperature	Specific Conductivity	RDO Concentration	Turbidity	ORP	Depth to Water	Flow
		+/- 0.1	+/- 0.5	+/- 5 %	+/- 10 %	+/- 5	+/- 10	+/- 0.3	
2/23/2023 8:34 AM	00:00	6.49 pH	20.26 °C	485.98 µS/cm	4.79 mg/L	5.51 NTU	60.0 mV	0.50 ft	400.00 ml/min
2/23/2023 8:39 AM	05:00	6.19 pH	18.92 °C	506.42 µS/cm	0.47 mg/L	8.60 NTU	68.9 mV	0.61 ft	400.00 ml/min
2/23/2023 8:44 AM	10:00	6.19 pH	18.99 °C	508.91 µS/cm	0.64 mg/L	8.50 NTU	79.5 mV	0.63 ft	400.00 ml/min
2/23/2023 8:49 AM	15:00	6.19 pH	19.11 °C	509.77 µS/cm	0.56 mg/L	6.46 NTU	78.4 mV	0.60 ft	400.00 ml/min
2/23/2023 8:54 AM	20:00	6.19 pH	19.15 °C	507.06 µS/cm	0.49 mg/L	4.86 NTU	77.7 mV	0.64 ft	320.00 ml/min
2/23/2023 8:59 AM	25:00	6.19 pH	19.20 °C	506.46 µS/cm	0.45 mg/L	3.97 NTU	76.9 mV	0.62 ft	320.00 ml/min

Samples

Sample ID:	Description:
SCH-SGWC-21	

Low-Flow Test Report:

Test Date / Time: 2/23/2023 11:57:14 AM
Project: SCS Plant Scherer SAGW S12023 (4)
Operator Name: Mark Mann

Location Name: SCH-SGWC-22 Well Diameter: 2 in Casing Type: PVC Screen Length: 10 ft Top of Screen: 42.6 ft Total Depth: 52.6 ft Initial Depth to Water: 25.3 ft	Pump Type: Dedicated Bladder Tubing Type: LDPE Pump Intake From TOC: 44.2 ft Estimated Total Volume Pumped: 8000 ml Flow Cell Volume: 90 ml Final Flow Rate: 200 ml/min Final Draw Down: 1.05 ft	Instrument Used: Aqua TROLL 400 Serial Number: 884187
---	---	--

Test Notes:

Weather Conditions:
Cloudy

Low-Flow Readings:

Date Time	Elapsed Time	pH	Temperature	Specific Conductivity	RDO Concentration	Turbidity	ORP	Depth to Water	Flow
		+/- 0.1	+/- 0.5	+/- 5 %	+/- 10 %	+/- 5	+/- 10	+/- 0.3	
2/23/2023 11:57 AM	00:00	6.42 pH	27.42 °C	348.92 µS/cm	6.88 mg/L	1.14 NTU	107.2 mV	25.30 ft	260.00 ml/min
2/23/2023 12:02 PM	05:00	5.70 pH	20.67 °C	356.01 µS/cm	1.69 mg/L	6.00 NTU	74.3 mV	26.55 ft	180.00 ml/min
2/23/2023 12:07 PM	10:00	5.67 pH	21.23 °C	350.85 µS/cm	0.92 mg/L	2.89 NTU	80.3 mV	26.49 ft	180.00 ml/min
2/23/2023 12:12 PM	15:00	5.66 pH	21.56 °C	364.14 µS/cm	0.84 mg/L	3.04 NTU	94.2 mV	26.14 ft	180.00 ml/min
2/23/2023 12:17 PM	20:00	5.67 pH	22.01 °C	358.48 µS/cm	0.91 mg/L	4.95 NTU	95.5 mV	25.76 ft	200.00 ml/min
2/23/2023 12:22 PM	25:00	5.69 pH	21.83 °C	364.48 µS/cm	0.58 mg/L	3.50 NTU	96.6 mV	26.00 ft	200.00 ml/min
2/23/2023 12:27 PM	30:00	5.70 pH	21.38 °C	364.43 µS/cm	0.29 mg/L	2.91 NTU	102.4 mV	26.32 ft	200.00 ml/min
2/23/2023 12:32 PM	35:00	5.71 pH	21.38 °C	360.11 µS/cm	0.29 mg/L	2.62 NTU	105.9 mV	26.41 ft	200.00 ml/min
2/23/2023 12:37 PM	40:00	5.72 pH	22.02 °C	364.48 µS/cm	0.31 mg/L	2.26 NTU	112.8 mV	26.35 ft	200.00 ml/min

Samples

Sample ID:	Description:
SCH-SGWC-22	

Low-Flow Test Report:

Test Date / Time: 2/23/2023 10:17:07 AM
Project: SCS Plant Scherer SAGW S12023 (3)
Operator Name: Mark Mann

Location Name: SCH-SGWC-23 Well Diameter: 2 in Casing Type: PVC Screen Length: 10 ft Top of Screen: 42.6 ft Total Depth: 52.6 ft Initial Depth to Water: 31.73 ft	Pump Type: Dedicated Bladder Tubing Type: LDPE Pump Intake From TOC: 44.25 ft Estimated Total Volume Pumped: 6000 ml Flow Cell Volume: 90 ml Final Flow Rate: 200 ml/min Final Draw Down: 0.17 ft	Instrument Used: Aqua TROLL 400 Serial Number: 884187
--	--	--

Test Notes:

Weather Conditions:
Sunny

Low-Flow Readings:

Date Time	Elapsed Time	pH	Temperature	Specific Conductivity	RDO Concentration	Turbidity	ORP	Depth to Water	Flow
		+/- 0.1	+/- 0.5	+/- 5 %	+/- 10 %	+/- 5	+/- 10	+/- 0.3	
2/23/2023 10:17 AM	00:00	7.31 pH	24.79 °C	278.94 µS/cm	6.92 mg/L	3.31 NTU	81.1 mV	31.73 ft	200.00 ml/min
2/23/2023 10:22 AM	05:00	6.06 pH	20.06 °C	299.12 µS/cm	2.99 mg/L	0.69 NTU	100.5 mV	31.89 ft	200.00 ml/min
2/23/2023 10:27 AM	10:00	6.03 pH	19.89 °C	301.72 µS/cm	2.71 mg/L	0.87 NTU	99.2 mV	31.86 ft	200.00 ml/min
2/23/2023 10:32 AM	15:00	6.01 pH	20.13 °C	301.48 µS/cm	2.40 mg/L	1.17 NTU	98.2 mV	31.85 ft	200.00 ml/min
2/23/2023 10:37 AM	20:00	6.01 pH	19.91 °C	301.47 µS/cm	2.13 mg/L	0.98 NTU	98.2 mV	31.88 ft	200.00 ml/min
2/23/2023 10:42 AM	25:00	6.00 pH	19.96 °C	298.29 µS/cm	2.16 mg/L	0.57 NTU	98.9 mV	31.86 ft	200.00 ml/min
2/23/2023 10:47 AM	30:00	6.00 pH	20.24 °C	294.09 µS/cm	2.15 mg/L	0.58 NTU	99.8 mV	31.90 ft	200.00 ml/min

Samples

Sample ID:	Description:
SCH-SGWC-23	

Low-Flow Test Report:

Test Date / Time: 2/23/2023 10:55:58 AM

Project: SCS Plant Scherer

Operator Name: Dana Bloomfield

Location Name: SCH-PZ-13S Well Diameter: 2 in Casing Type: PVC Screen Length: 10 ft Top of Screen: 38.1 ft Total Depth: 48.1 ft Initial Depth to Water: 31.58 ft	Pump Type: bladder Tubing Type: LDPE Pump Intake From TOC: 48.1 ft Estimated Total Volume Pumped: 12150 ml Flow Cell Volume: 90 ml Final Flow Rate: 150 ml/min Final Draw Down: 0.14 ft	Instrument Used: Aqua TROLL 400 Serial Number: 850762
---	--	--

Test Notes:

Low-Flow Readings:

Date Time	Elapsed Time	pH	Temperature	Specific Conductivity	RDO Concentration	Turbidity	ORP	Depth to Water	Flow
		+/- 0.1	+/- 0.5	+/- 5 %	+/- 10 %	+/- 5	+/- 10	+/- 0.3	
2/23/2023 10:55 AM	00:00	5.24 pH	23.10 °C	64.75 µS/cm	2.68 mg/L	188.00 NTU	185.0 mV	31.58 ft	160.00 ml/min
2/23/2023 11:00 AM	05:00	5.12 pH	20.19 °C	63.45 µS/cm	0.65 mg/L	120.00 NTU	152.2 mV	31.75 ft	160.00 ml/min
2/23/2023 11:05 AM	10:00	5.13 pH	20.55 °C	65.11 µS/cm	0.45 mg/L	83.30 NTU	138.3 mV	31.79 ft	160.00 ml/min
2/23/2023 11:10 AM	15:00	5.12 pH	20.68 °C	64.48 µS/cm	0.43 mg/L	63.40 NTU	130.9 mV	31.72 ft	150.00 ml/min
2/23/2023 11:15 AM	20:00	5.13 pH	20.60 °C	64.64 µS/cm	0.39 mg/L	49.40 NTU	126.0 mV	31.74 ft	150.00 ml/min
2/23/2023 11:20 AM	25:00	5.13 pH	20.54 °C	64.77 µS/cm	0.36 mg/L	42.20 NTU	123.2 mV	31.74 ft	150.00 ml/min
2/23/2023 11:25 AM	30:00	5.14 pH	20.64 °C	64.97 µS/cm	0.34 mg/L	34.40 NTU	121.3 mV	31.74 ft	150.00 ml/min
2/23/2023 11:30 AM	35:00	5.14 pH	20.74 °C	65.09 µS/cm	0.32 mg/L	21.00 NTU	119.8 mV	31.74 ft	150.00 ml/min
2/23/2023 11:35 AM	40:00	5.14 pH	20.73 °C	65.13 µS/cm	0.30 mg/L	15.70 NTU	118.0 mV	31.74 ft	150.00 ml/min
2/23/2023 11:40 AM	45:00	5.15 pH	20.82 °C	65.25 µS/cm	0.28 mg/L	12.10 NTU	116.2 mV	31.75 ft	150.00 ml/min
2/23/2023 11:45 AM	50:00	5.15 pH	20.73 °C	65.74 µS/cm	0.27 mg/L	8.79 NTU	114.5 mV	31.75 ft	150.00 ml/min
2/23/2023 11:50 AM	55:00	5.13 pH	20.64 °C	65.59 µS/cm	0.26 mg/L	7.15 NTU	113.2 mV	31.72 ft	150.00 ml/min
2/23/2023 11:55 AM	01:00:00	5.13 pH	20.50 °C	65.83 µS/cm	0.25 mg/L	5.10 NTU	112.2 mV	31.72 ft	150.00 ml/min
2/23/2023 12:00 PM	01:05:00	5.13 pH	20.81 °C	66.08 µS/cm	0.23 mg/L	5.29 NTU	109.6 mV	31.72 ft	150.00 ml/min
2/23/2023 12:05 PM	01:10:00	5.13 pH	20.95 °C	65.89 µS/cm	0.22 mg/L	3.59 NTU	108.2 mV	31.72 ft	150.00 ml/min

2/23/2023 12:10 PM	01:15:00	5.14 pH	21.00 °C	66.13 µS/cm	0.21 mg/L	2.90 NTU	106.7 mV	31.72 ft	150.00 ml/min
2/23/2023 12:15 PM	01:20:00	5.14 pH	21.17 °C	66.05 µS/cm	0.21 mg/L	2.97 NTU	105.6 mV	31.72 ft	150.00 ml/min

Samples

Sample ID:	Description:
-------------------	---------------------

Low-Flow Test Report:

Test Date / Time: 2/23/2023 8:46:40 AM

Project: SCS Plant Scherer

Operator Name: Dana Bloomfield

Location Name: SCH-PZ-14S Well Diameter: 2 in Casing Type: PVC Screen Length: 10 ft Top of Screen: 38.25 ft Total Depth: 48.25 ft Initial Depth to Water: 25.74 ft	Pump Type: peristaltic Tubing Type: LDPE Pump Intake From TOC: 48.25 ft Estimated Total Volume Pumped: 10600 ml Flow Cell Volume: 90 ml Final Flow Rate: 160 ml/min Final Draw Down: 0.03 ft	Instrument Used: Aqua TROLL 400 Serial Number: 850762
---	---	--

Test Notes:

Low-Flow Readings:

Date Time	Elapsed Time	pH	Temperature	Specific Conductivity	RDO Concentration	Turbidity	ORP	Depth to Water	Flow
		+/- 0.1	+/- 0.5	+/- 5 %	+/- 10 %	+/- 5	+/- 10	+/- 0.3	
2/23/2023 8:46 AM	00:00	5.86 pH	19.93 °C	67.73 µS/cm	1.20 mg/L	8.97 NTU	187.1 mV	25.74 ft	220.00 ml/min
2/23/2023 8:51 AM	05:00	5.61 pH	19.26 °C	68.12 µS/cm	0.36 mg/L	25.80 NTU	155.9 mV	25.76 ft	220.00 ml/min
2/23/2023 8:56 AM	10:00	5.59 pH	19.33 °C	67.52 µS/cm	0.27 mg/L	17.00 NTU	135.5 mV	25.77 ft	200.00 ml/min
2/23/2023 9:01 AM	15:00	5.57 pH	19.34 °C	64.73 µS/cm	0.28 mg/L	12.20 NTU	122.4 mV	25.77 ft	200.00 ml/min
2/23/2023 9:06 AM	20:00	5.51 pH	19.26 °C	61.00 µS/cm	0.28 mg/L	9.51 NTU	114.8 mV	25.77 ft	160.00 ml/min
2/23/2023 9:11 AM	25:00	5.47 pH	19.25 °C	58.75 µS/cm	0.25 mg/L	7.14 NTU	108.9 mV	25.77 ft	160.00 ml/min
2/23/2023 9:16 AM	30:00	5.43 pH	19.27 °C	57.80 µS/cm	0.26 mg/L	5.62 NTU	106.0 mV	25.77 ft	160.00 ml/min
2/23/2023 9:21 AM	35:00	5.44 pH	19.30 °C	58.24 µS/cm	0.26 mg/L	4.64 NTU	100.1 mV	25.77 ft	160.00 ml/min
2/23/2023 9:26 AM	40:00	5.43 pH	19.32 °C	57.09 µS/cm	0.25 mg/L	3.61 NTU	96.9 mV	25.77 ft	160.00 ml/min
2/23/2023 9:31 AM	45:00	5.43 pH	19.30 °C	57.00 µS/cm	0.24 mg/L	2.84 NTU	94.5 mV	25.77 ft	160.00 ml/min
2/23/2023 9:36 AM	50:00	5.41 pH	19.39 °C	56.26 µS/cm	0.23 mg/L	1.55 NTU	92.2 mV	25.77 ft	160.00 ml/min
2/23/2023 9:41 AM	55:00	5.42 pH	19.48 °C	56.31 µS/cm	0.22 mg/L	1.52 NTU	90.9 mV	25.77 ft	160.00 ml/min
2/23/2023 9:46 AM	01:00:00	5.40 pH	19.46 °C	56.22 µS/cm	0.21 mg/L	1.51 NTU	90.4 mV	25.77 ft	160.00 ml/min

Samples

Sample ID:	Description:
------------	--------------

Created using VuSitu from In-Situ, Inc.

Low-Flow Test Report:

Test Date / Time: 2/23/2023 2:13:56 PM

Project: SCS Plant Scherer

Operator Name: Dana Bloomfield

Location Name: SCH-PZ-171 Well Diameter: 2 in Casing Type: PVC Screen Length: 10 ft Top of Screen: 90.35 ft Total Depth: 100.35 ft Initial Depth to Water: 27.78 ft	Pump Type: bladder Tubing Type: LDPE Pump Intake From TOC: 100.35 ft Estimated Total Volume Pumped: 5400 ml Flow Cell Volume: 90 ml Final Flow Rate: 120 ml/min Final Draw Down: 0.69 ft	Instrument Used: Aqua TROLL 400 Serial Number: 850762
--	---	--

Test Notes:

Low-Flow Readings:

Date Time	Elapsed Time	pH	Temperature	Specific Conductivity	RDO Concentration	Turbidity	ORP	Depth to Water	Flow
		+/- 0.1	+/- 0.5	+/- 5 %	+/- 10 %	+/- 5	+/- 10	+/- 0.3	
2/23/2023 2:13 PM	00:00	6.53 pH	28.33 °C	337.19 µS/cm	3.56 mg/L	5.26 NTU	155.0 mV	27.78 ft	120.00 ml/min
2/23/2023 2:18 PM	05:00	6.68 pH	21.87 °C	359.74 µS/cm	1.29 mg/L	14.00 NTU	119.2 mV	28.38 ft	120.00 ml/min
2/23/2023 2:23 PM	10:00	6.71 pH	21.53 °C	360.44 µS/cm	0.83 mg/L	7.35 NTU	115.5 mV	28.58 ft	120.00 ml/min
2/23/2023 2:28 PM	15:00	6.71 pH	22.05 °C	363.11 µS/cm	0.72 mg/L	6.77 NTU	92.4 mV	28.53 ft	120.00 ml/min
2/23/2023 2:33 PM	20:00	6.72 pH	22.38 °C	362.74 µS/cm	0.68 mg/L	3.07 NTU	96.1 mV	28.48 ft	120.00 ml/min
2/23/2023 2:38 PM	25:00	6.72 pH	22.41 °C	362.94 µS/cm	0.63 mg/L	3.88 NTU	80.5 mV	28.48 ft	120.00 ml/min
2/23/2023 2:43 PM	30:00	6.73 pH	22.26 °C	363.12 µS/cm	0.58 mg/L	2.91 NTU	74.7 mV	28.48 ft	120.00 ml/min
2/23/2023 2:48 PM	35:00	6.73 pH	22.15 °C	361.82 µS/cm	0.52 mg/L	2.75 NTU	80.9 mV	28.47 ft	120.00 ml/min
2/23/2023 2:53 PM	40:00	6.73 pH	21.77 °C	362.43 µS/cm	0.48 mg/L	3.47 NTU	69.6 mV	28.47 ft	120.00 ml/min
2/23/2023 2:58 PM	45:00	6.73 pH	21.80 °C	361.57 µS/cm	0.44 mg/L	3.06 NTU	75.1 mV	28.47 ft	120.00 ml/min

Samples

Sample ID:	Description:
------------	--------------

Low-Flow Test Report:

Test Date / Time: 2/27/2023 11:11:02 AM

Project: Plant Scherer

Operator Name: Ever Guillen

Location Name: SCH-PZ-25i Well Diameter: 2 in Casing Type: PVC Screen Length: 10 ft Top of Screen: 120.9 ft Total Depth: 130.9 ft Initial Depth to Water: 40.15 ft	Pump Type: bladder pump Tubing Type: Bonded PE Pump Intake From TOC: 125.9 ft Estimated Total Volume Pumped: 18540 ml Flow Cell Volume: 90 ml Final Flow Rate: 100 ml/min Final Draw Down: 0.3 ft	Instrument Used: Aqua TROLL 400 Serial Number: 728634
---	---	---

Test Notes:

Sample time =1420

Weather Conditions:

Cool, cloudy, humid,some rain

Low-Flow Readings:

Date Time	Elapsed Time	pH	Temperature	Specific Conductivity	RDO Concentration	Turbidity	ORP	Depth to Water	Flow
		+/- 0.1	+/- 0.5	+/- 5 %	+/- 10 %	+/- 5	+/- 10	+/- 0.3	
2/27/2023 11:11 AM	00:00	8.98 pH	17.53 °C	208.18 µS/cm	3.87 mg/L	26.10 NTU	58.2 mV	40.15 ft	100.00 ml/min
2/27/2023 11:16 AM	05:00	8.12 pH	17.24 °C	219.04 µS/cm	1.26 mg/L	34.40 NTU	49.2 mV	40.24 ft	100.00 ml/min
2/27/2023 11:21 AM	10:00	7.83 pH	16.86 °C	220.28 µS/cm	0.84 mg/L	33.80 NTU	52.9 mV	40.45 ft	100.00 ml/min
2/27/2023 11:26 AM	15:00	7.73 pH	16.91 °C	219.36 µS/cm	0.70 mg/L	31.90 NTU	55.3 mV	40.45 ft	100.00 ml/min
2/27/2023 11:31 AM	20:00	7.71 pH	17.09 °C	218.66 µS/cm	0.61 mg/L	25.80 NTU	53.0 mV	40.45 ft	100.00 ml/min
2/27/2023 11:36 AM	25:00	7.63 pH	17.50 °C	218.83 µS/cm	0.52 mg/L	22.50 NTU	53.7 mV	40.45 ft	100.00 ml/min
2/27/2023 11:41 AM	30:00	7.55 pH	17.59 °C	218.27 µS/cm	0.46 mg/L	22.30 NTU	53.3 mV	40.45 ft	100.00 ml/min
2/27/2023 11:46 AM	35:00	7.44 pH	17.31 °C	218.33 µS/cm	0.45 mg/L	21.90 NTU	57.6 mV	40.45 ft	100.00 ml/min
2/27/2023 11:51 AM	40:00	7.36 pH	17.28 °C	218.04 µS/cm	0.44 mg/L	21.20 NTU	62.2 mV	40.45 ft	100.00 ml/min
2/27/2023 11:56 AM	45:00	7.26 pH	17.39 °C	217.21 µS/cm	0.53 mg/L	16.30 NTU	69.2 mV	40.45 ft	100.00 ml/min
2/27/2023 12:01 PM	50:00	7.17 pH	17.49 °C	216.38 µS/cm	0.37 mg/L	14.20 NTU	73.8 mV	40.45 ft	100.00 ml/min
2/27/2023 12:06 PM	55:00	7.10 pH	17.57 °C	214.72 µS/cm	0.30 mg/L	12.70 NTU	73.6 mV	40.45 ft	100.00 ml/min
2/27/2023 12:11 PM	01:00:00	7.05 pH	17.63 °C	213.49 µS/cm	0.29 mg/L	11.60 NTU	75.7 mV	40.45 ft	100.00 ml/min

2/27/2023 12:16 PM	01:05:00	6.98 pH	17.87 °C	211.20 µS/cm	0.35 mg/L	12.20 NTU	75.5 mV	40.45 ft	100.00 ml/min
2/27/2023 12:21 PM	01:10:00	6.93 pH	17.75 °C	210.43 µS/cm	0.28 mg/L	10.20 NTU	84.9 mV	40.45 ft	100.00 ml/min
2/27/2023 12:26 PM	01:15:00	6.89 pH	18.12 °C	208.65 µS/cm	0.34 mg/L	9.09 NTU	83.3 mV	40.45 ft	100.00 ml/min
2/27/2023 12:31 PM	01:20:00	6.85 pH	18.02 °C	207.98 µS/cm	0.31 mg/L	7.80 NTU	91.0 mV	40.45 ft	100.00 ml/min
2/27/2023 12:36 PM	01:25:00	6.83 pH	18.32 °C	205.73 µS/cm	0.26 mg/L	6.79 NTU	85.7 mV	40.45 ft	100.00 ml/min
2/27/2023 12:41 PM	01:30:00	6.81 pH	18.14 °C	205.25 µS/cm	0.29 mg/L	7.36 NTU	93.5 mV	40.45 ft	100.00 ml/min
2/27/2023 12:46 PM	01:35:00	6.78 pH	18.48 °C	202.57 µS/cm	0.24 mg/L	6.68 NTU	87.1 mV	40.45 ft	100.00 ml/min
2/27/2023 12:51 PM	01:40:00	6.75 pH	18.24 °C	203.71 µS/cm	0.21 mg/L	6.11 NTU	95.2 mV	40.45 ft	100.00 ml/min
2/27/2023 12:56 PM	01:45:00	6.76 pH	18.46 °C	202.75 µS/cm	0.22 mg/L	6.25 NTU	89.8 mV	40.45 ft	100.00 ml/min
2/27/2023 1:01 PM	01:50:00	6.76 pH	18.51 °C	202.55 µS/cm	0.21 mg/L	6.58 NTU	90.6 mV	40.45 ft	100.00 ml/min
2/27/2023 1:04 PM	01:53:11	6.75 pH	19.10 °C	201.25 µS/cm	0.25 mg/L	6.71 NTU	92.5 mV	40.45 ft	100.00 ml/min
2/27/2023 1:09 PM	01:58:11	6.74 pH	18.61 °C	201.15 µS/cm	0.21 mg/L	6.43 NTU	92.1 mV	40.45 ft	100.00 ml/min
2/27/2023 1:14 PM	02:03:11	6.73 pH	18.68 °C	201.29 µS/cm	0.22 mg/L	6.23 NTU	92.6 mV	40.45 ft	100.00 ml/min
2/27/2023 1:19 PM	02:08:11	6.72 pH	18.58 °C	200.88 µS/cm	0.24 mg/L	6.15 NTU	101.5 mV	40.45 ft	100.00 ml/min
2/27/2023 1:24 PM	02:13:11	6.70 pH	18.92 °C	199.48 µS/cm	0.22 mg/L	5.62 NTU	94.6 mV	40.45 ft	100.00 ml/min
2/27/2023 1:29 PM	02:18:11	6.70 pH	18.87 °C	200.27 µS/cm	0.22 mg/L	5.48 NTU	94.8 mV	40.45 ft	100.00 ml/min
2/27/2023 1:34 PM	02:23:11	6.70 pH	18.79 °C	200.36 µS/cm	0.25 mg/L	5.15 NTU	103.9 mV	40.45 ft	100.00 ml/min
2/27/2023 1:39 PM	02:28:11	6.70 pH	18.91 °C	199.81 µS/cm	0.23 mg/L	5.16 NTU	96.2 mV	40.45 ft	100.00 ml/min
2/27/2023 1:44 PM	02:33:11	6.69 pH	18.84 °C	199.71 µS/cm	0.23 mg/L	5.08 NTU	96.1 mV	40.45 ft	100.00 ml/min
2/27/2023 1:49 PM	02:38:11	6.69 pH	18.81 °C	199.71 µS/cm	0.27 mg/L	5.83 NTU	104.4 mV	40.45 ft	100.00 ml/min
2/27/2023 1:54 PM	02:43:11	6.67 pH	19.00 °C	198.02 µS/cm	0.61 mg/L	5.85 NTU	107.1 mV	40.45 ft	100.00 ml/min
2/27/2023 1:59 PM	02:48:11	6.66 pH	18.87 °C	199.22 µS/cm	0.59 mg/L	5.73 NTU	107.6 mV	40.45 ft	100.00 ml/min
2/27/2023 2:04 PM	02:53:11	6.66 pH	18.96 °C	200.62 µS/cm	0.32 mg/L	4.67 NTU	108.3 mV	40.45 ft	100.00 ml/min
2/27/2023 2:09 PM	02:58:11	6.66 pH	19.38 °C	200.18 µS/cm	0.36 mg/L	4.29 NTU	99.2 mV	40.45 ft	100.00 ml/min
2/27/2023 2:14 PM	03:03:11	6.65 pH	19.54 °C	200.99 µS/cm	0.27 mg/L	4.02 NTU	98.8 mV	40.45 ft	100.00 ml/min
2/27/2023 2:16 PM	03:05:24	6.65 pH	20.29 °C	199.41 µS/cm	0.23 mg/L	4.02 NTU	100.6 mV	40.45 ft	100.00 ml/min

Samples

Sample ID:	Description:
------------	--------------

Low-Flow Test Report:

Test Date / Time: 2/27/2023 3:26:11 PM

Project: Plant Scherer

Operator Name: Ever Guillen

Location Name: SCH-PZ-25s Well Diameter: 2 in Casing Type: PVC Screen Length: 10 ft Top of Screen: 48.05 ft Total Depth: 58.05 ft Initial Depth to Water: 39.94 ft	Pump Type: bladder pump Tubing Type: Bonded PE Pump Intake From TOC: 53 ft Estimated Total Volume Pumped: 5000 ml Flow Cell Volume: 90 ml Final Flow Rate: 200 ml/min Final Draw Down: 1.83 ft	Instrument Used: Aqua TROLL 400 Serial Number: 728634
---	--	---

Test Notes:

Sample time =1555

Low-Flow Readings:

Date Time	Elapsed Time	pH	Temperature	Specific Conductivity	RDO Concentration	Turbidity	ORP	Depth to Water	Flow
		+/- 0.1	+/- 0.5	+/- 5 %	+/- 10 %	+/- 5	+/- 10	+/- 0.3	
2/27/2023 3:26 PM	00:00	4.76 pH	19.45 °C	29.46 µS/cm	1.90 mg/L	12.80 NTU	113.5 mV	39.94 ft	200.00 ml/min
2/27/2023 3:31 PM	05:00	4.76 pH	18.91 °C	29.88 µS/cm	1.96 mg/L	8.20 NTU	124.5 mV	41.77 ft	200.00 ml/min
2/27/2023 3:36 PM	10:00	4.78 pH	19.22 °C	29.79 µS/cm	1.98 mg/L	3.78 NTU	114.1 mV	41.77 ft	200.00 ml/min
2/27/2023 3:41 PM	15:00	4.76 pH	19.24 °C	29.88 µS/cm	2.07 mg/L	3.90 NTU	117.3 mV	41.77 ft	200.00 ml/min
2/27/2023 3:46 PM	20:00	4.79 pH	19.12 °C	30.08 µS/cm	2.10 mg/L	1.61 NTU	120.2 mV	41.77 ft	200.00 ml/min
2/27/2023 3:51 PM	25:00	4.84 pH	19.15 °C	30.59 µS/cm	2.15 mg/L	1.71 NTU	120.8 mV	41.77 ft	200.00 ml/min

Samples

Sample ID:	Description:
------------	--------------

Low-Flow Test Report:

Test Date / Time: 2/24/2023 8:19:41 AM
Project: SCS Plant Scherer SAGW S12023 (6)
Operator Name: Mark Mann

Location Name: SCH-PZ-39S Well Diameter: 2 in Casing Type: PVC Screen Length: 10 ft Top of Screen: 70.38 ft Total Depth: 80.38 ft Initial Depth to Water: 35.12 ft	Pump Type: Dedicated Bladder Tubing Type: LDPE Pump Intake From TOC: 75 ft Estimated Total Volume Pumped: 4000 ml Flow Cell Volume: 90 ml Final Flow Rate: 200 ml/min Final Draw Down: 0.68 ft	Instrument Used: Aqua TROLL 400 Serial Number: 884187
---	---	--

Test Notes:

Weather Conditions:
Cloudy

Low-Flow Readings:

Date Time	Elapsed Time	pH	Temperature	Specific Conductivity	RDO Concentration	Turbidity	ORP	Depth to Water	Flow
		+/- 0.1	+/- 0.5	+/- 5 %	+/- 10 %	+/- 5	+/- 10	+/- 0.3	
2/24/2023 8:19 AM	00:00	6.68 pH	21.47 °C	220.54 µS/cm	7.49 mg/L	3.65 NTU	89.4 mV	35.12 ft	200.00 ml/min
2/24/2023 8:24 AM	05:00	6.60 pH	18.55 °C	228.80 µS/cm	5.06 mg/L	9.63 NTU	65.0 mV	35.57 ft	200.00 ml/min
2/24/2023 8:29 AM	10:00	6.63 pH	18.47 °C	226.65 µS/cm	7.11 mg/L	6.28 NTU	78.3 mV	35.70 ft	200.00 ml/min
2/24/2023 8:34 AM	15:00	6.65 pH	18.48 °C	225.11 µS/cm	7.28 mg/L	4.01 NTU	64.0 mV	35.78 ft	200.00 ml/min
2/24/2023 8:39 AM	20:00	6.67 pH	18.45 °C	223.10 µS/cm	7.26 mg/L	2.44 NTU	80.0 mV	35.80 ft	200.00 ml/min

Samples

Sample ID:	Description:
SCH-PZ-39S	
SCH-AP1-FD-3	

Low-Flow Test Report:

Test Date / Time: 2/24/2023 8:03:42 AM

Project: SCS Plant Scherer

Operator Name: Dana Bloomfield

Location Name: SCH-PZ-40I Well Diameter: 2 in Casing Type: PVC Screen Length: 10 ft Top of Screen: 75.93 ft Total Depth: 85.93 ft Initial Depth to Water: 40.74 ft	Pump Type: bladder Tubing Type: LDPE Pump Intake From TOC: 85.93 ft Estimated Total Volume Pumped: 8525 ml Flow Cell Volume: 90 ml Final Flow Rate: 160 ml/min Final Draw Down: 1.85 ft	Instrument Used: Aqua TROLL 400 Serial Number: 850762
---	--	--

Test Notes:

Low-Flow Readings:

Date Time	Elapsed Time	pH	Temperature	Specific Conductivity	RDO Concentration	Turbidity	ORP	Depth to Water	Flow
		+/- 0.1	+/- 0.5	+/- 5 %	+/- 10 %	+/- 5	+/- 10	+/- 0.3	
2/24/2023 8:03 AM	00:00	6.77 pH	20.62 °C	597.20 µS/cm	3.09 mg/L	6.51 NTU	-1.8 mV	40.74 ft	175.00 ml/min
2/24/2023 8:08 AM	05:00	6.27 pH	20.13 °C	1,295.3 µS/cm	2.03 mg/L	4.01 NTU	14.7 mV	41.81 ft	175.00 ml/min
2/24/2023 8:13 AM	10:00	6.23 pH	20.24 °C	1,303.4 µS/cm	1.59 mg/L	5.47 NTU	15.4 mV	41.81 ft	175.00 ml/min
2/24/2023 8:18 AM	15:00	6.23 pH	20.37 °C	1,304.2 µS/cm	1.48 mg/L	5.23 NTU	21.8 mV	41.81 ft	175.00 ml/min
2/24/2023 8:23 AM	20:00	6.23 pH	20.46 °C	1,304.7 µS/cm	1.54 mg/L	4.79 NTU	25.5 mV	41.81 ft	175.00 ml/min
2/24/2023 8:28 AM	25:00	6.23 pH	20.11 °C	1,314.2 µS/cm	1.08 mg/L	5.63 NTU	12.5 mV	42.04 ft	175.00 ml/min
2/24/2023 8:33 AM	30:00	6.17 pH	20.10 °C	1,343.6 µS/cm	0.39 mg/L	2.01 NTU	-30.4 mV	42.04 ft	175.00 ml/min
2/24/2023 8:38 AM	35:00	6.18 pH	20.18 °C	1,351.4 µS/cm	0.28 mg/L	1.33 NTU	-27.0 mV	42.71 ft	160.00 ml/min
2/24/2023 8:43 AM	40:00	6.18 pH	20.37 °C	1,354.9 µS/cm	0.25 mg/L	1.41 NTU	-32.4 mV	42.59 ft	160.00 ml/min
2/24/2023 8:48 AM	45:00	6.18 pH	20.48 °C	1,377.1 µS/cm	0.26 mg/L	0.79 NTU	-49.4 mV	42.59 ft	160.00 ml/min
2/24/2023 8:53 AM	50:00	6.16 pH	20.64 °C	1,387.1 µS/cm	0.26 mg/L	0.61 NTU	-42.2 mV	42.59 ft	160.00 ml/min

Samples

Sample ID:	Description:
------------	--------------

Low-Flow Test Report:

Test Date / Time: 2/23/2023 12:35:12 PM

Project: Plant Scherer

Operator Name: Tiffany Messier

Location Name: SCH-PZ-41S Well Diameter: 2 in Casing Type: PVC Screen Length: 10 ft Top of Screen: 37.42 ft Total Depth: 47.42 ft Initial Depth to Water: 31.95 ft	Pump Type: MP 50 Dedicated Tubing Type: LDPE Pump Intake From TOC: 42 ft Estimated Total Volume Pumped: 7500 ml Flow Cell Volume: 90 ml Final Flow Rate: 250 ml/min Final Draw Down: 1.76 ft	Instrument Used: Aqua TROLL 400 Serial Number: 843593
---	---	--

Test Notes:

Weather Conditions:

Partly cloudy windy 79

Low-Flow Readings:

Date Time	Elapsed Time	pH	Temperature	Specific Conductivity	RDO Concentration	Turbidity	ORP	Depth to Water	Flow
		+/- 0.1	+/- 0.5	+/- 5 %	+/- 0.2	+/- 5	+/- 10	+/- 1	
2/23/2023 12:35 PM	00:00	6.01 pH	19.82 °C	1,023.7 µS/cm	1.87 mg/L	4.18 NTU	102.1 mV	33.20 ft	250.00 ml/min
2/23/2023 12:40 PM	05:00	5.97 pH	19.68 °C	1,117.6 µS/cm	1.78 mg/L	2.45 NTU	110.1 mV	33.45 ft	250.00 ml/min
2/23/2023 12:45 PM	10:00	5.95 pH	19.73 °C	1,118.8 µS/cm	1.70 mg/L	1.76 NTU	109.3 mV	33.62 ft	250.00 ml/min
2/23/2023 12:50 PM	15:00	5.93 pH	19.73 °C	1,113.3 µS/cm	1.59 mg/L	2.22 NTU	85.6 mV	33.64 ft	250.00 ml/min
2/23/2023 12:55 PM	20:00	5.92 pH	19.68 °C	1,125.7 µS/cm	1.53 mg/L	1.78 NTU	104.5 mV	33.70 ft	250.00 ml/min
2/23/2023 1:00 PM	25:00	5.92 pH	19.59 °C	1,121.2 µS/cm	1.49 mg/L	4.64 NTU	83.9 mV	33.70 ft	250.00 ml/min
2/23/2023 1:05 PM	30:00	5.91 pH	19.52 °C	1,128.1 µS/cm	1.47 mg/L	4.82 NTU	102.9 mV	33.71 ft	250.00 ml/min

Samples

Sample ID:	Description:
SCH-PZ-41S	SCH-AP1-FB-3

Low-Flow Test Report:

Test Date / Time: 2/23/2023 2:50:48 PM

Project: Plant Scherer

Operator Name: Tiffany Messier

Location Name: SCH-PZ-42I Well Diameter: 2 in Casing Type: PVC Screen Length: 10 ft Top of Screen: 87.46 ft Total Depth: 97.46 ft Initial Depth to Water: 9.73 ft	Pump Type: MP 50 Dedicated Tubing Type: LDPE Pump Intake From TOC: 93 ft Estimated Total Volume Pumped: 11500 ml Flow Cell Volume: 90 ml Final Flow Rate: 200 ml/min Final Draw Down: 2.97 ft	Instrument Used: Aqua TROLL 400 Serial Number: 843593
--	--	--

Test Notes:

Weather Conditions:

Cloudy 80

Low-Flow Readings:

Date Time	Elapsed Time	pH	Temperature	Specific Conductivity	RDO Concentration	Turbidity	ORP	Depth to Water	Flow
		+/- 0.1	+/- 0.5	+/- 5 %	+/- 0.2	+/- 5	+/- 10	+/- 1	
2/23/2023 2:50 PM	00:00	7.83 pH	21.91 °C	582.67 µS/cm	5.99 mg/L	3.75 NTU	86.6 mV	11.99 ft	250.00 ml/min
2/23/2023 2:55 PM	05:00	7.84 pH	21.82 °C	583.93 µS/cm	5.87 mg/L	1.38 NTU	67.0 mV	12.20 ft	250.00 ml/min
2/23/2023 3:00 PM	10:00	7.60 pH	22.26 °C	591.04 µS/cm	2.33 mg/L	2.32 NTU	-112.6 mV	12.10 ft	200.00 ml/min
2/23/2023 3:05 PM	15:00	7.52 pH	22.09 °C	599.58 µS/cm	1.43 mg/L	2.43 NTU	-186.1 mV	12.13 ft	200.00 ml/min
2/23/2023 3:10 PM	20:00	7.49 pH	22.09 °C	598.90 µS/cm	1.22 mg/L	1.60 NTU	-197.7 mV	12.24 ft	200.00 ml/min
2/23/2023 3:15 PM	25:00	6.71 pH	22.30 °C	648.01 µS/cm	0.98 mg/L	1.29 NTU	-108.5 mV	12.44 ft	200.00 ml/min
2/23/2023 3:20 PM	30:00	6.47 pH	22.34 °C	644.29 µS/cm	0.88 mg/L	1.33 NTU	-117.6 mV	12.31 ft	200.00 ml/min
2/23/2023 3:25 PM	35:00	6.43 pH	21.82 °C	647.15 µS/cm	0.88 mg/L	1.28 NTU	-112.0 mV	12.59 ft	200.00 ml/min
2/23/2023 3:30 PM	40:00	6.41 pH	22.07 °C	648.98 µS/cm	0.65 mg/L	3.05 NTU	-111.4 mV	12.70 ft	200.00 ml/min
2/23/2023 3:35 PM	45:00	6.39 pH	22.09 °C	646.03 µS/cm	0.60 mg/L	3.65 NTU	-109.5 mV	12.70 ft	200.00 ml/min
2/23/2023 3:40 PM	50:00	6.38 pH	21.98 °C	650.38 µS/cm	0.73 mg/L	3.77 NTU	-107.3 mV	12.70 ft	200.00 ml/min

Samples

Sample ID:	Description:
SCH-PZ-42I	

Low-Flow Test Report:

Test Date / Time: 2/24/2023 10:40:52 AM

Project: Plant Scherer

Operator Name: Ever Guillen

Location Name: SCH-PZ-43s Well Diameter: 2 in Casing Type: PVC Screen Length: 10 ft Top of Screen: 43.9 ft Total Depth: 53.9 ft Initial Depth to Water: 22.06 ft	Pump Type: bladder pump Tubing Type: Bonded PE Pump Intake From TOC: 48.9 ft Estimated Total Volume Pumped: 13000 ml Flow Cell Volume: 90 ml Final Flow Rate: 200 ml/min Final Draw Down: 1.27 ft	Instrument Used: Aqua TROLL 400 Serial Number: 728634
---	--	--

Test Notes:

Sample time = 1150

Weather Conditions:

Cool,cloudy,humid

Low-Flow Readings:

Date Time	Elapsed Time	pH	Temperature	Specific Conductivity	RDO Concentration	Turbidity	ORP	Depth to Water	Flow
		+/- 0.1	+/- 0.5	+/- 5 %	+/- 10 %	+/- 5	+/- 10	+/- 0.3	
2/24/2023 10:40 AM	00:00	10.16 pH	22.70 °C	541.39 µS/cm	7.25 mg/L	2.50 NTU	76.7 mV	22.06 ft	200.00 ml/min
2/24/2023 10:45 AM	05:00	8.93 pH	20.34 °C	467.37 µS/cm	1.92 mg/L	2.04 NTU	99.2 mV	22.92 ft	200.00 ml/min
2/24/2023 10:50 AM	10:00	8.64 pH	19.82 °C	475.52 µS/cm	1.67 mg/L	1.93 NTU	99.4 mV	23.17 ft	200.00 ml/min
2/24/2023 10:55 AM	15:00	8.38 pH	20.05 °C	476.34 µS/cm	1.54 mg/L	0.81 NTU	100.5 mV	23.33 ft	200.00 ml/min
2/24/2023 11:00 AM	20:00	8.05 pH	20.24 °C	475.82 µS/cm	1.43 mg/L	0.80 NTU	101.6 mV	23.33 ft	200.00 ml/min
2/24/2023 11:05 AM	25:00	7.76 pH	19.76 °C	472.97 µS/cm	1.33 mg/L	0.67 NTU	111.5 mV	23.33 ft	200.00 ml/min
2/24/2023 11:10 AM	30:00	7.55 pH	19.59 °C	470.91 µS/cm	1.26 mg/L	0.78 NTU	102.8 mV	23.33 ft	200.00 ml/min
2/24/2023 11:15 AM	35:00	7.40 pH	19.27 °C	470.56 µS/cm	1.22 mg/L	0.63 NTU	111.6 mV	23.33 ft	200.00 ml/min
2/24/2023 11:20 AM	40:00	7.29 pH	19.51 °C	467.97 µS/cm	1.16 mg/L	0.65 NTU	103.3 mV	23.33 ft	200.00 ml/min
2/24/2023 11:25 AM	45:00	7.20 pH	19.64 °C	467.67 µS/cm	1.15 mg/L	0.60 NTU	103.4 mV	23.33 ft	200.00 ml/min
2/24/2023 11:30 AM	50:00	7.12 pH	19.71 °C	464.04 µS/cm	1.09 mg/L	1.10 NTU	104.0 mV	23.33 ft	200.00 ml/min
2/24/2023 11:35 AM	55:00	7.07 pH	19.61 °C	462.41 µS/cm	1.04 mg/L	0.79 NTU	104.0 mV	23.33 ft	200.00 ml/min
2/24/2023 11:40 AM	01:00:00	7.00 pH	19.77 °C	461.14 µS/cm	1.02 mg/L	0.72 NTU	104.6 mV	23.33 ft	200.00 ml/min

2/24/2023 11:45 AM	01:05:00	6.97 pH	19.84 °C	459.51 µS/cm	1.01 mg/L	0.68 NTU	104.5 mV	23.33 ft	200.00 ml/min
-----------------------	----------	---------	----------	--------------	-----------	----------	----------	----------	---------------

Samples

Sample ID:	Description:
------------	--------------

Low-Flow Test Report:

Test Date / Time: 2/28/2023 9:38:52 AM

Project: Plant Scherer

Operator Name: Ever Guillen

Location Name: SCH-PZ-44i Well Diameter: 2 in Casing Type: PVC Screen Length: 10 ft Top of Screen: 107.2 ft Total Depth: 117.2 ft Initial Depth to Water: 19.68 ft	Pump Type: bladder pump Tubing Type: Bonded PE Pump Intake From TOC: 112 ft Estimated Total Volume Pumped: 7100 ml Flow Cell Volume: 90 ml Final Flow Rate: 150 ml/min Final Draw Down: 0.92 ft	Instrument Used: Aqua TROLL 400 Serial Number: 728634
---	--	--

Test Notes:

Sample time = 1030

Weather Conditions:

Cool,clear, humid

Low-Flow Readings:

Date Time	Elapsed Time	pH	Temperature	Specific Conductivity	RDO Concentration	Turbidity	ORP	Depth to Water	Flow
		+/- 0.1	+/- 0.5	+/- 5 %	+/- 10 %	+/- 5	+/- 10	+/- 0.3	
2/28/2023 9:38 AM	00:00	8.10 pH	22.10 °C	14.94 µS/cm	8.44 mg/L	4.94 NTU	173.1 mV	19.68 ft	200.00 ml/min
2/28/2023 9:43 AM	05:00	6.76 pH	21.67 °C	225.02 µS/cm	2.93 mg/L	6.43 NTU	67.0 mV	20.09 ft	150.00 ml/min
2/28/2023 9:48 AM	10:00	6.61 pH	21.76 °C	221.84 µS/cm	1.62 mg/L	6.08 NTU	62.4 mV	20.44 ft	150.00 ml/min
2/28/2023 9:58 AM	19:14	6.57 pH	20.58 °C	219.03 µS/cm	0.92 mg/L	5.79 NTU	50.3 mV	20.52 ft	150.00 ml/min
2/28/2023 10:03 AM	24:14	6.56 pH	20.42 °C	219.66 µS/cm	0.48 mg/L	5.25 NTU	41.1 mV	20.60 ft	150.00 ml/min
2/28/2023 10:04 AM	25:40	6.54 pH	20.02 °C	221.84 µS/cm	0.45 mg/L	4.93 NTU	36.8 mV	20.60 ft	150.00 ml/min
2/28/2023 10:09 AM	30:40	6.56 pH	20.42 °C	218.81 µS/cm	0.44 mg/L	4.12 NTU	39.8 mV	20.60 ft	150.00 ml/min
2/28/2023 10:14 AM	35:40	6.55 pH	20.20 °C	218.43 µS/cm	0.37 mg/L	3.34 NTU	37.6 mV	20.60 ft	150.00 ml/min
2/28/2023 10:19 AM	40:40	6.55 pH	20.11 °C	216.58 µS/cm	0.33 mg/L	2.76 NTU	36.3 mV	20.60 ft	150.00 ml/min
2/28/2023 10:24 AM	45:40	6.54 pH	20.07 °C	215.46 µS/cm	0.32 mg/L	2.63 NTU	33.7 mV	20.60 ft	150.00 ml/min

Samples

Sample ID:	Description:
------------	--------------

Low-Flow Test Report:

Test Date / Time: 2/24/2023 10:00:53 AM

Project: SCS Plant Scherer (8)

Operator Name: Daniel Howard

Location Name: SCH-PZ-69I Well Diameter: 2 in Casing Type: PVC Screen Length: 10 ft Top of Screen: 98.16 ft Total Depth: 108.16 ft Initial Depth to Water: 18.23 ft	Pump Type: Dedicated Bladder Tubing Type: LDPE Pump Intake From TOC: 103 ft Estimated Total Volume Pumped: 5000 ml Flow Cell Volume: 90 ml Final Flow Rate: 200 ml/min Final Draw Down: 0.09 ft	Instrument Used: Aqua TROLL 400 Serial Number: 883536
--	--	--

Test Notes:

Low Flow. Sample time 1027.

Weather Conditions:

Overcast 70F

Low-Flow Readings:

Date Time	Elapsed Time	pH	Temperature	Specific Conductivity	RDO Concentration	Turbidity	ORP	Depth to Water	Flow
		+/- 0.1	+/- 0.5	+/- 5 %	+/- 10 %	+/- 5	+/- 10	+/- 0.3	
2/24/2023 10:00 AM	00:00	6.50 pH	19.69 °C	422.98 µS/cm	0.34 mg/L	0.33 NTU	-88.5 mV	18.23 ft	200.00 ml/min
2/24/2023 10:05 AM	05:00	6.51 pH	19.47 °C	424.09 µS/cm	0.22 mg/L	0.19 NTU	-96.2 mV	18.33 ft	200.00 ml/min
2/24/2023 10:10 AM	10:00	6.53 pH	19.46 °C	426.56 µS/cm	0.18 mg/L	0.21 NTU	-92.0 mV	18.33 ft	200.00 ml/min
2/24/2023 10:15 AM	15:00	6.53 pH	19.76 °C	426.25 µS/cm	0.15 mg/L	0.44 NTU	-90.1 mV	18.32 ft	200.00 ml/min
2/24/2023 10:20 AM	20:00	6.54 pH	20.39 °C	424.94 µS/cm	0.13 mg/L	0.20 NTU	-89.6 mV	18.32 ft	200.00 ml/min
2/24/2023 10:25 AM	25:00	6.54 pH	20.30 °C	423.86 µS/cm	0.12 mg/L	0.18 NTU	-89.1 mV	18.32 ft	200.00 ml/min

Samples

Sample ID:	Description:
------------	--------------

APPENDIX A

**Field Data Forms
August 2023**

Low-Flow Test Report:

Test Date / Time: 8/1/2023 12:54:23 PM

Project: Plant Schaefer

Operator Name: T. Eason

Location Name: SCH-SGWA-1 Well Diameter: 2 in Casing Type: PVC Screen Length: 10 ft Top of Screen: 40.02 ft Total Depth: 50.02 ft Initial Depth to Water: 39.26 ft	Pump Type: Dedicated QED Tubing Type: Polyethylene Pump Intake From TOC: 44.6 ft Estimated Total Volume Pumped: 7000 ml Flow Cell Volume: 90 ml Final Flow Rate: 250 ml/min Final Draw Down: 0.19 ft	Instrument Used: Aqua TROLL 400 Serial Number: 728634
---	---	--

Test Notes:

Low-Flow Readings:

Date Time	Elapsed Time	pH	Temperature	Specific Conductivity	RDO Concentration	Turbidity	ORP	Depth to Water	Flow
		+/- 0.1	+/- 0.5	+/- 5 %	+/- 10 %	+/- 10	+/- 10	+/- 0.3	
8/1/2023 12:54 PM	00:00	5.40 pH	21.36 °C	39.99 µS/cm	2.89 mg/L	15.10 NTU	65.5 mV	39.42 ft	200.00 ml/min
8/1/2023 12:59 PM	05:00	5.39 pH	21.18 °C	39.92 µS/cm	2.86 mg/L	14.30 NTU	66.1 mV	39.42 ft	200.00 ml/min
8/1/2023 1:04 PM	10:00	5.37 pH	21.23 °C	38.86 µS/cm	2.64 mg/L	11.60 NTU	67.9 mV	39.42 ft	200.00 ml/min
8/1/2023 1:09 PM	15:00	5.35 pH	20.12 °C	40.01 µS/cm	2.73 mg/L	9.97 NTU	70.6 mV	39.42 ft	200.00 ml/min
8/1/2023 1:14 PM	20:00	5.34 pH	20.95 °C	38.77 µS/cm	2.46 mg/L	7.76 NTU	70.0 mV	39.42 ft	250.00 ml/min
8/1/2023 1:19 PM	25:00	5.33 pH	19.46 °C	38.67 µS/cm	2.52 mg/L	6.91 NTU	71.0 mV	39.45 ft	250.00 ml/min
8/1/2023 1:24 PM	30:00	5.31 pH	19.17 °C	38.62 µS/cm	2.49 mg/L	4.31 NTU	72.4 mV	39.45 ft	250.00 ml/min
8/1/2023 1:29 PM	35:00	5.30 pH	19.50 °C	38.33 µS/cm	2.40 mg/L	3.39 NTU	71.6 mV	39.45 ft	250.00 ml/min

Samples

Sample ID:	Description:
SCH-SGWA-1	

Low-Flow Test Report:

Test Date / Time: 8/1/2023 2:42:15 PM

Project: Project Plant Scherer SA 2/23

Operator Name: RB

Location Name: SCH-SGWA-2 Well Diameter: 2 in Casing Type: PVC Screen Length: 10 ft Top of Screen: 88.50 ft Total Depth: 98.50 ft Initial Depth to Water: 39.09 ft	Pump Type: DedicatEd Tubing Type: PE Pump Intake From TOC: 91.05 ft Estimated Total Volume Pumped: 4250 ml Flow Cell Volume: 90 ml Final Flow Rate: 150 ml/min Final Draw Down: 0.31 ft	Instrument Used: Aqua TROLL 400 Serial Number: 850767
---	--	--

Test Notes:

Weather Conditions:

90 f

Low-Flow Readings:

Date Time	Elapsed Time	pH	Temperature	Specific Conductivity	RDO Concentration	Turbidity	ORP	Depth to Water	Flow
		+/- 0.1	+/- 0.5	+/- 5 %	+/- 10 %	+/- 10	+/- 5 %	+/- 0.3	
8/1/2023 2:42 PM	00:00	6.84 pH	27.61 °C	123.44 µS/cm	4.35 mg/L	0.81 NTU	131.5 mV	39.33 ft	200.00 ml/min
8/1/2023 2:47 PM	05:00	6.81 pH	23.65 °C	123.57 µS/cm	4.27 mg/L	0.59 NTU	97.6 mV	39.85 ft	200.00 ml/min
8/1/2023 2:52 PM	10:00	6.80 pH	25.20 °C	123.95 µS/cm	4.32 mg/L	0.64 NTU	112.9 mV	39.72 ft	150.00 ml/min
8/1/2023 2:57 PM	15:00	6.79 pH	25.58 °C	124.23 µS/cm	4.22 mg/L	0.75 NTU	111.3 mV	39.68 ft	150.00 ml/min
8/1/2023 3:02 PM	20:00	6.78 pH	26.17 °C	123.81 µS/cm	4.14 mg/L	0.49 NTU	96.9 mV	39.66 ft	150.00 ml/min
8/1/2023 3:07 PM	25:00	6.77 pH	26.38 °C	121.90 µS/cm	4.14 mg/L	0.60 NTU	95.7 mV	39.64 ft	150.00 ml/min

Samples

Sample ID:	Description:
------------	--------------

Low-Flow Test Report:

Test Date / Time: 8/7/2023 12:09:42 PM
Project: Project Plant Scherer SA 2/23 (4)
Operator Name: RB

Location Name: SCH-SGWA-3 Well Diameter: 2 in Casing Type: PVC Screen Length: 10 ft Top of Screen: 42.82 ft Total Depth: 52.82 ft Initial Depth to Water: 31.33 ft	Pump Type: Dedicated bladder Tubing Type: PE Pump Intake From TOC: 44.9 ft Estimated Total Volume Pumped: 4000 ml Flow Cell Volume: 90 ml Final Flow Rate: 75 ml/min Final Draw Down: 3.97 ft	Instrument Used: Aqua TROLL 400 Serial Number: 850767
---	--	--

Test Notes:

Weather Conditions:
90f Sunny

Low-Flow Readings:

Date Time	Elapsed Time	pH	Temperature	Specific Conductivity	RDO Concentration	Turbidity	ORP	Depth to Water	Flow
		+/- 0.1	+/- 0.5	+/- 5 %	+/- 10 %	+/- 10	+/- 5 %	+/- 0.3	
8/7/2023 12:10 PM	00:00	7.00 pH	27.33 °C	75.31 µS/cm	5.98 mg/L	3.55 NTU	17.8 mV	31.33 ft	200.00 ml/min
8/7/2023 12:15 PM	05:00	5.94 pH	20.76 °C	83.04 µS/cm	3.48 mg/L	4.57 NTU	29.8 mV	33.08 ft	100.00 ml/min
8/7/2023 12:20 PM	10:00	5.89 pH	20.84 °C	83.17 µS/cm	3.74 mg/L	1.97 NTU	24.9 mV	34.29 ft	100.00 ml/min
8/7/2023 12:25 PM	15:00	5.88 pH	20.84 °C	82.91 µS/cm	3.86 mg/L	1.99 NTU	23.6 mV	35.09 ft	100.00 ml/min
8/7/2023 12:30 PM	20:00	5.87 pH	20.92 °C	83.11 µS/cm	3.86 mg/L	1.27 NTU	29.8 mV	35.34 ft	75.00 ml/min
8/7/2023 12:35 PM	25:00	5.86 pH	21.46 °C	83.18 µS/cm	3.81 mg/L	0.71 NTU	34.4 mV	35.33 ft	75.00 ml/min
8/7/2023 12:40 PM	30:00	5.85 pH	22.44 °C	83.49 µS/cm	3.72 mg/L	0.38 NTU	-5.4 mV	35.35 ft	75.00 ml/min
8/7/2023 12:45 PM	35:00	5.84 pH	22.58 °C	83.61 µS/cm	3.59 mg/L	0.51 NTU	-7.7 mV	35.31 ft	75.00 ml/min
8/7/2023 12:50 PM	40:00	5.84 pH	22.54 °C	83.46 µS/cm	3.51 mg/L	0.47 NTU	-7.0 mV	35.30 ft	75.00 ml/min

Samples

Sample ID:	Description:
------------	--------------

Low-Flow Test Report:

Test Date / Time: 8/7/2023 3:15:58 PM

Project: Project Plant Scherer SA 2/23

Operator Name: RB

Location Name: SCH-SGWA-4 Well Diameter: 2 in Casing Type: PVC Screen Length: 10 ft Top of Screen: 53.2 ft Total Depth: 63.2 ft Initial Depth to Water: 45.07 ft	Pump Type: Dedicated bladder Tubing Type: PE Pump Intake From TOC: 54.8 ft Estimated Total Volume Pumped: 3195 ml Flow Cell Volume: 90 ml Final Flow Rate: 100 ml/min Final Draw Down: 2.33 ft	Instrument Used: Aqua TROLL 400 Serial Number: 850767
---	---	--

Test Notes:

Weather Conditions:

95 F Sunny

Low-Flow Readings:

Date Time	Elapsed Time	pH	Temperature	Specific Conductivity	RDO Concentration	Turbidity	ORP	Depth to Water	Flow
		+/- 0.1	+/- 0.5	+/- 5 %	+/- 10 %	+/- 10	+/- 5 %	+/- 0.3	
8/7/2023 3:16 PM	00:00	7.20 pH	31.66 °C	161.53 µS/cm	6.03 mg/L	1.45 NTU	18.9 mV	45.07 ft	100.00 ml/min
8/7/2023 3:21 PM	05:00	6.55 pH	22.98 °C	174.77 µS/cm	5.74 mg/L	4.31 NTU	35.8 mV	46.37 ft	150.00 ml/min
8/7/2023 3:26 PM	10:00	6.48 pH	22.19 °C	179.84 µS/cm	5.66 mg/L	3.88 NTU	40.2 mV	47.22 ft	100.00 ml/min
8/7/2023 3:31 PM	15:00	6.45 pH	22.55 °C	178.66 µS/cm	5.42 mg/L	2.42 NTU	43.5 mV	47.34 ft	100.00 ml/min
8/7/2023 3:36 PM	20:00	6.41 pH	22.00 °C	182.19 µS/cm	5.50 mg/L	2.35 NTU	45.8 mV	47.38 ft	100.00 ml/min
8/7/2023 3:41 PM	25:00	6.40 pH	21.82 °C	183.02 µS/cm	5.51 mg/L	1.57 NTU	48.2 mV	47.41 ft	100.00 ml/min
8/7/2023 3:46 PM	30:00	6.39 pH	21.57 °C	184.17 µS/cm	5.52 mg/L	2.04 NTU	49.9 mV	47.38 ft	100.00 ml/min

Samples

Sample ID:	Description:
------------	--------------

Low-Flow Test Report:

Test Date / Time: 8/1/2023 2:02:40 PM

Project: Plant Scherer S2 2023

Operator Name: C. Tidwell

Location Name: SCH-SGWA-5 Well Diameter: 2 in Casing Type: PVC Screen Length: 10 ft Top of Screen: 23.1 ft Total Depth: 33.1 ft Initial Depth to Water: 14.2 ft	Pump Type: QED dedicated Tubing Type: Polyethylene Pump Intake From TOC: 24.36 ft Estimated Total Volume Pumped: 3503.333 ml Flow Cell Volume: 90 ml Final Flow Rate: 200 ml/min Final Draw Down: 1 ft	Instrument Used: Aqua TROLL 400 Serial Number: 877800
--	---	--

Test Notes:

Low-Flow Readings:

Date Time	Elapsed Time	pH	Temperature	Specific Conductivity	RDO Concentration	Turbidity	ORP	Depth to Water	Flow
		+/- 0.1	+/- 0.5	+/- 5 %	+/- 10 %	+/- 10	+/- 10	+/- 5	
8/1/2023 2:04 PM	00:00	5.48 pH	19.68 °C	56.60 µS/cm	4.54 mg/L	1.93 NTU	78.6 mV	14.20 ft	200.00 ml/min
8/1/2023 2:07 PM	05:00	5.55 pH	19.72 °C	53.76 µS/cm	4.56 mg/L	1.03 NTU	75.5 mV	14.20 ft	200.00 ml/min
8/1/2023 2:14 PM	10:00	5.55 pH	19.32 °C	56.05 µS/cm	4.56 mg/L	1.33 NTU	78.8 mV	15.21 ft	200.00 ml/min
8/1/2023 2:17 PM	15:00	5.47 pH	19.15 °C	55.92 µS/cm	4.64 mg/L	0.38 NTU	87.4 mV	15.23 ft	200.00 ml/min
8/1/2023 2:22 PM	20:00	5.48 pH	19.10 °C	55.96 µS/cm	4.44 mg/L	0.40 NTU	90.1 mV	15.20 ft	200.00 ml/min

Samples

Sample ID:	Description:
------------	--------------

Low-Flow Test Report:

Test Date / Time: 8/1/2023 3:33:41 PM

Project: Plant Scherer

Operator Name: T. Eason

Location Name: SCH-SGWC-6 Well Diameter: 2 in Casing Type: PVC Screen Length: 10 ft Top of Screen: 17.6 ft Total Depth: 27.6 ft Initial Depth to Water: 14.26 ft	Pump Type: Dedicated QED Tubing Type: Polyethylene Pump Intake From TOC: 44.6 ft Estimated Total Volume Pumped: 14350 ml Flow Cell Volume: 90 ml Final Flow Rate: 280 ml/min Final Draw Down: 4.66 ft	Instrument Used: Aqua TROLL 400 Serial Number: 728634
---	--	--

Test Notes:

Low-Flow Readings:

Date Time	Elapsed Time	pH	Temperature	Specific Conductivity	RDO Concentration	Turbidity	ORP	Depth to Water	Flow
		+/- 0.1	+/- 0.5	+/- 5 %	+/- 10 %	+/- 10	+/- 10	+/- 0.3	
8/1/2023 3:33 PM	00:00	6.29 pH	21.24 °C	119.44 µS/cm	1.69 mg/L	23.10 NTU	62.3 mV	18.46 ft	350.00 ml/min
8/1/2023 3:38 PM	05:00	6.28 pH	19.91 °C	128.05 µS/cm	1.50 mg/L	4.65 NTU	63.4 mV	18.52 ft	350.00 ml/min
8/1/2023 3:43 PM	10:00	6.27 pH	19.54 °C	138.64 µS/cm	1.00 mg/L	1.75 NTU	63.7 mV	18.60 ft	350.00 ml/min
8/1/2023 3:48 PM	15:00	6.27 pH	18.93 °C	134.28 µS/cm	0.88 mg/L	1.93 NTU	64.7 mV	18.90 ft	350.00 ml/min
8/1/2023 3:53 PM	20:00	6.25 pH	18.39 °C	136.11 µS/cm	0.64 mg/L	1.45 NTU	66.1 mV	18.86 ft	350.00 ml/min
8/1/2023 3:58 PM	25:00	6.23 pH	18.24 °C	143.72 µS/cm	0.47 mg/L	0.76 NTU	68.1 mV	18.79 ft	280.00 ml/min
8/1/2023 4:03 PM	30:00	6.22 pH	18.41 °C	145.76 µS/cm	0.36 mg/L	0.51 NTU	67.2 mV	18.86 ft	280.00 ml/min
8/1/2023 4:08 PM	35:00	6.21 pH	17.77 °C	146.74 µS/cm	0.33 mg/L	0.59 NTU	69.6 mV	18.86 ft	280.00 ml/min
8/1/2023 4:13 PM	40:00	6.22 pH	17.61 °C	144.37 µS/cm	0.33 mg/L	1.94 NTU	68.5 mV	18.92 ft	280.00 ml/min
8/1/2023 4:18 PM	45:00	6.21 pH	17.61 °C	143.41 µS/cm	0.29 mg/L	3.37 NTU	68.1 mV	18.92 ft	280.00 ml/min

Samples

Sample ID:	Description:
SCH-SGWC-6	

Low-Flow Test Report:

Test Date / Time: 8/8/2023 9:32:43 AM

Project: Project Plant Scherer SA 2/23

Operator Name: RB

Location Name: SCH-SGWC-7 Well Diameter: 2 in Casing Type: PVC Screen Length: 10 ft Top of Screen: 14 ft Total Depth: 24 ft Initial Depth to Water: 13.49 ft	Pump Type: Dedicated bladder Tubing Type: PE Pump Intake From TOC: 19.24 ft Estimated Total Volume Pumped: 5545 ml Flow Cell Volume: 90 ml Final Flow Rate: 150 ml/min Final Draw Down: 0 ft	Instrument Used: Aqua TROLL 400 Serial Number: 850767
---	---	--

Test Notes:

Weather Conditions:

80F Sunny

Low-Flow Readings:

Date Time	Elapsed Time	pH	Temperature	Specific Conductivity	RDO Concentration	Turbidity	ORP	Depth to Water	Flow
		+/- 0.1	+/- 0.5	+/- 5 %	+/- 10 %	+/- 10	+/- 5 %	+/- 0.3	
8/8/2023 9:32 AM	00:00	6.75 pH	25.28 °C	294.75 µS/cm	3.36 mg/L	3.02 NTU	-4.0 mV	13.49 ft	150.00 ml/min
8/8/2023 9:37 AM	05:00	6.58 pH	22.67 °C	312.26 µS/cm	1.62 mg/L	2.27 NTU	14.7 mV	13.49 ft	100.00 ml/min
8/8/2023 9:42 AM	10:00	6.58 pH	22.49 °C	278.37 µS/cm	1.62 mg/L	2.23 NTU	29.3 mV	13.45 ft	100.00 ml/min
8/8/2023 9:47 AM	15:00	6.56 pH	21.72 °C	256.00 µS/cm	1.83 mg/L	1.01 NTU	39.4 mV	13.38 ft	150.00 ml/min
8/8/2023 9:52 AM	20:00	6.52 pH	21.66 °C	245.69 µS/cm	1.64 mg/L	0.72 NTU	44.7 mV	13.42 ft	150.00 ml/min
8/8/2023 9:57 AM	25:00	6.50 pH	21.64 °C	241.80 µS/cm	1.49 mg/L	0.78 NTU	46.7 mV	13.45 ft	150.00 ml/min
8/8/2023 10:03 AM	30:00	6.49 pH	21.55 °C	238.60 µS/cm	1.73 mg/L	0.69 NTU	50.3 mV	13.48 ft	150.00 ml/min
8/8/2023 10:08 AM	35:00	6.48 pH	21.53 °C	237.36 µS/cm	1.75 mg/L	0.49 NTU	49.0 mV	13.49 ft	150.00 ml/min
8/8/2023 10:13 AM	40:00	6.48 pH	21.50 °C	236.50 µS/cm	1.65 mg/L	0.51 NTU	50.2 mV	13.49 ft	150.00 ml/min

Samples

Sample ID:	Description:
------------	--------------

Low-Flow Test Report:

Test Date / Time: 8/8/2023 11:45:23 AM

Project: Project Plant Scherer SA 2/23

Operator Name: RB

Location Name: SCH-SGWC-8 Well Diameter: 2 in Casing Type: PVC Screen Length: 10 ft Top of Screen: 32.6 ft Total Depth: 42.6 ft Initial Depth to Water: 21.17 ft	Pump Type: Dedicated bladder Tubing Type: PE Pump Intake From TOC: 34.2 ft Estimated Total Volume Pumped: 4389.333 ml Flow Cell Volume: 90 ml Final Flow Rate: 200 ml/min Final Draw Down: 0.23 ft	Instrument Used: Aqua TROLL 400 Serial Number: 850767
---	---	--

Test Notes:

Weather Conditions:

86f Sunny

Low-Flow Readings:

Date Time	Elapsed Time	pH	Temperature	Specific Conductivity	RDO Concentration	Turbidity	ORP	Depth to Water	Flow
		+/- 0.1	+/- 0.5	+/- 5 %	+/- 10 %	+/- 10	+/- 5 %	+/- 0.3	
8/8/2023 11:45 AM	00:00	7.01 pH	37.86 °C	0.00 µS/cm	5.96 mg/L	0.52 NTU	52.5 mV	21.17 ft	160.00 ml/min
8/8/2023 11:50 AM	05:00	7.52 pH	34.28 °C	515.80 µS/cm	6.61 mg/L	0.28 NTU	21.9 mV	21.27 ft	160.00 ml/min
8/8/2023 11:55 AM	10:00	6.72 pH	24.10 °C	581.50 µS/cm	4.13 mg/L	0.78 NTU	31.8 mV	21.32 ft	160.00 ml/min
8/8/2023 12:00 PM	15:31	6.68 pH	21.66 °C	577.22 µS/cm	3.69 mg/L	0.91 NTU	33.6 mV	21.41 ft	200.00 ml/min
8/8/2023 12:05 PM	20:31	6.68 pH	21.24 °C	578.73 µS/cm	3.84 mg/L	0.47 NTU	36.7 mV	21.40 ft	200.00 ml/min
8/8/2023 12:10 PM	25:03	6.66 pH	21.19 °C	579.84 µS/cm	3.65 mg/L	0.53 NTU	37.8 mV	21.40 ft	200.00 ml/min

Samples

Sample ID:	Description:
------------	--------------

Low-Flow Test Report:

Test Date / Time: 8/7/2023 10:44:37 AM

Project: Scherer SAGW02 2023 (10)

Operator Name: Patrick Wahl

Location Name: SCH-SGWC-9 Well Diameter: 2 in Casing Type: PVC Screen Length: 10 ft Top of Screen: 27.8 ft Total Depth: 37.8 ft	Pump Type: Dedicated Bladder Tubing Type: LDPE Pump Intake From TOC: 29.4 ft Estimated Total Volume Pumped: 5000 ml Flow Cell Volume: 90 ml Final Flow Rate: 200 ml/min Final Draw Down: 1.1 ft	Instrument Used: Aqua TROLL 400 Serial Number: 968202
--	--	--

Test Notes:

Low-Flow Readings:

Date Time	Elapsed Time	pH	Temperature	Specific Conductivity	RDO Concentration	Turbidity	ORP	Depth to Water	Flow
		+/- 0.1	+/- 0.5	+/- 5 %	+/- 10 %	+/- 5	+/- 10	+/- 0.3	
8/7/2023 10:44 AM	00:00	6.34 pH	27.40 °C	501.09 µS/cm	3.62 mg/L	0.28 NTU	209.3 mV	22.25 ft	200.00 ml/min
8/7/2023 10:49 AM	05:00	6.30 pH	22.01 °C	565.08 µS/cm	1.17 mg/L	0.32 NTU	518.4 mV	22.43 ft	200.00 ml/min
8/7/2023 10:54 AM	10:00	6.31 pH	21.77 °C	569.61 µS/cm	0.74 mg/L	0.24 NTU	506.4 mV	22.45 ft	200.00 ml/min
8/7/2023 10:59 AM	15:00	6.30 pH	21.73 °C	573.68 µS/cm	0.63 mg/L	0.22 NTU	589.4 mV	22.43 ft	200.00 ml/min
8/7/2023 11:04 AM	20:00	6.30 pH	21.86 °C	574.44 µS/cm	0.54 mg/L	0.23 NTU	515.8 mV	22.41 ft	200.00 ml/min
8/7/2023 11:09 AM	25:00	6.29 pH	21.88 °C	578.43 µS/cm	0.49 mg/L	0.52 NTU	584.1 mV	22.40 ft	200.00 ml/min

Samples

Sample ID:	Description:
SCH-SGWC-9	
SCH-AP1-EB-1	

Low-Flow Test Report:

Test Date / Time: 8/7/2023 12:29:21 PM

Project: Scherer SAGW02 2023 (11)

Operator Name: Patrick Wahl

Location Name: SCH-SGWC-10 Well Diameter: 2 in Casing Type: PVC Screen Length: 10 ft Top of Screen: 22.6 ft Total Depth: 32.6 ft	Pump Type: Dedicated Bladder Tubing Type: LDPE Pump Intake From TOC: 24.2 ft Estimated Total Volume Pumped: 5450 ml Flow Cell Volume: 90 ml Final Flow Rate: 180 ml/min Final Draw Down: 2.8 ft	Instrument Used: Aqua TROLL 400 Serial Number: 968202
---	--	--

Test Notes:

Low-Flow Readings:

Date Time	Elapsed Time	pH	Temperature	Specific Conductivity	RDO Concentration	Turbidity	ORP	Depth to Water	Flow
		+/- 0.1	+/- 0.5	+/- 5 %	+/- 10 %	+/- 5	+/- 10	+/- 0.3	
8/7/2023 12:29 PM	00:00	5.67 pH	33.76 °C	102.21 µS/cm	4.67 mg/L	1.43 NTU	173.4 mV	20.15 ft	220.00 ml/min
8/7/2023 12:34 PM	05:00	5.25 pH	22.88 °C	73.48 µS/cm	1.50 mg/L	1.76 NTU	269.1 mV	19.44 ft	200.00 ml/min
8/7/2023 12:39 PM	10:00	5.23 pH	22.26 °C	67.98 µS/cm	0.82 mg/L	1.77 NTU	306.5 mV	20.60 ft	200.00 ml/min
8/7/2023 12:44 PM	15:00	5.21 pH	22.63 °C	67.95 µS/cm	0.70 mg/L	0.69 NTU	315.3 mV	20.66 ft	110.00 ml/min
8/7/2023 12:49 PM	20:00	5.22 pH	23.18 °C	66.32 µS/cm	0.62 mg/L	0.76 NTU	324.0 mV	20.59 ft	180.00 ml/min
8/7/2023 12:54 PM	25:00	5.21 pH	22.81 °C	66.73 µS/cm	0.58 mg/L	0.62 NTU	312.9 mV	20.62 ft	180.00 ml/min
8/7/2023 12:59 PM	30:00	5.20 pH	23.06 °C	67.18 µS/cm	0.56 mg/L	0.51 NTU	305.1 mV	20.62 ft	180.00 ml/min

Samples

Sample ID:	Description:
SCH-SGWC-10	

Low-Flow Test Report:

Test Date / Time: 8/2/2023 2:56:51 PM

Project: Project Plant Scherer SA 2/23

Operator Name: RB

Location Name: SCH-SGWC-11 Well Diameter: 2 in Casing Type: PVC Screen Length: 10 ft Top of Screen: 32.7 ft Total Depth: 42.7 ft Initial Depth to Water: 20.19 ft	Pump Type: Dedicated bladder Tubing Type: PE Pump Intake From TOC: 37.7 ft Estimated Total Volume Pumped: 9773.333 ml Flow Cell Volume: 90 ml Final Flow Rate: 200 ml/min Final Draw Down: 2.95 ft	Instrument Used: Aqua TROLL 400 Serial Number: 850767
--	---	--

Test Notes:

Several brief interruptions of Bluetooth connection resulted in >5 min intervals once or twice

Weather Conditions:

Sunny

Low-Flow Readings:

Date Time	Elapsed Time	pH	Temperature	Specific Conductivity	RDO Concentration	Turbidity	ORP	Depth to Water	Flow
		+/- 0.1	+/- 0.5	+/- 5 %	+/- 10 %	+/- 10	+/- 5 %	+/- 0.3	
8/2/2023 2:56 PM	00:00	5.67 pH	27.28 °C	56.12 µS/cm	1.30 mg/L	3.72 NTU	54.4 mV	20.19 ft	150.00 ml/min
8/2/2023 3:01 PM	05:00	5.22 pH	22.44 °C	57.87 µS/cm	0.46 mg/L	1.77 NTU	144.1 mV	22.89 ft	400.00 ml/min
8/2/2023 3:06 PM	10:00	5.19 pH	21.81 °C	59.64 µS/cm	1.30 mg/L	0.94 NTU	112.8 mV	22.32 ft	200.00 ml/min
8/2/2023 3:13 PM	17:05	5.15 pH	21.77 °C	63.72 µS/cm	0.88 mg/L	0.99 NTU	80.6 mV	22.92 ft	200.00 ml/min
8/2/2023 3:16 PM	19:18	5.14 pH	21.67 °C	65.14 µS/cm	0.80 mg/L	0.94 NTU	69.9 mV	23.28 ft	200.00 ml/min
8/2/2023 3:21 PM	24:37	5.13 pH	22.31 °C	69.52 µS/cm	0.55 mg/L	0.43 NTU	57.7 mV	23.14 ft	200.00 ml/min
8/2/2023 3:26 PM	29:37	5.10 pH	22.03 °C	70.57 µS/cm	0.39 mg/L	0.44 NTU	52.3 mV	22.97 ft	200.00 ml/min
8/2/2023 3:31 PM	34:37	5.09 pH	21.32 °C	69.99 µS/cm	0.34 mg/L	0.32 NTU	46.9 mV	23.08 ft	200.00 ml/min
8/2/2023 3:36 PM	39:37	5.11 pH	21.33 °C	70.21 µS/cm	0.26 mg/L	0.31 NTU	42.8 mV	23.14 ft	200.00 ml/min
8/2/2023 3:36 PM	40:07	5.10 pH	21.39 °C	70.39 µS/cm	0.25 mg/L	0.26 NTU	42.2 mV	23.18 ft	200.00 ml/min
8/2/2023 3:41 PM	45:07	5.09 pH	21.31 °C	72.19 µS/cm	0.26 mg/L	0.27 NTU	39.9 mV	23.14 ft	200.00 ml/min

Samples

Sample ID:	Description:
SCH-SGWC-11	

Created using VuSitu from In-Situ, Inc.

Low-Flow Test Report:

Test Date / Time: 8/7/2023 2:28:22 PM

Project: Scherer SAGW02 2023 (12)

Operator Name: Patrick Wahl

Location Name: SCH-SGWC-12 Well Diameter: 2 in Screen Length: 10 ft Top of Screen: 40.2 ft Total Depth: 50.2 ft	Pump Type: Dedicated Bladder Tubing Type: LDPE Pump Intake From TOC: 45.2 ft Estimated Total Volume Pumped: 6250 ml Flow Cell Volume: 90 ml Final Flow Rate: 100 ml/min Final Draw Down: 2.2 ft	Instrument Used: Aqua TROLL 400 Serial Number: 968202
--	--	--

Test Notes:

Low-Flow Readings:

Date Time	Elapsed Time	pH	Temperature	Specific Conductivity	RDO Concentration	Turbidity	ORP	Depth to Water	Flow
		+/- 0.1	+/- 0.5	+/- 5 %	+/- 10 %	+/- 5	+/- 10	+/- 0.3	
8/7/2023 2:28 PM	00:00	6.20 pH	34.02 °C	247.91 µS/cm	3.69 mg/L	9.48 NTU	131.8 mV	17.46 ft	230.00 ml/min
8/7/2023 2:33 PM	05:00	5.77 pH	23.45 °C	294.14 µS/cm	0.63 mg/L	0.51 NTU	52.9 mV	18.41 ft	160.00 ml/min
8/7/2023 2:38 PM	10:00	5.90 pH	23.34 °C	289.23 µS/cm	1.10 mg/L	0.81 NTU	52.3 mV	18.93 ft	160.00 ml/min
8/7/2023 2:43 PM	15:00	5.97 pH	24.37 °C	288.87 µS/cm	1.64 mg/L	0.74 NTU	57.2 mV	18.99 ft	100.00 ml/min
8/7/2023 2:48 PM	20:00	5.94 pH	24.64 °C	289.62 µS/cm	1.58 mg/L	0.91 NTU	57.4 mV	18.99 ft	100.00 ml/min
8/7/2023 2:53 PM	25:00	5.90 pH	24.56 °C	289.77 µS/cm	1.23 mg/L	0.46 NTU	56.9 mV	18.98 ft	100.00 ml/min
8/7/2023 2:58 PM	30:00	5.86 pH	24.07 °C	291.17 µS/cm	0.91 mg/L	0.48 NTU	55.5 mV	18.98 ft	100.00 ml/min
8/7/2023 3:03 PM	35:00	5.85 pH	24.91 °C	289.83 µS/cm	0.70 mg/L	0.37 NTU	54.1 mV	18.91 ft	100.00 ml/min
8/7/2023 3:08 PM	40:00	5.84 pH	24.45 °C	287.21 µS/cm	0.61 mg/L	0.64 NTU	53.5 mV	18.86 ft	100.00 ml/min
8/7/2023 3:13 PM	45:00	5.83 pH	24.28 °C	289.81 µS/cm	0.52 mg/L	0.58 NTU	53.9 mV	18.88 ft	100.00 ml/min
8/7/2023 3:18 PM	50:00	5.83 pH	24.41 °C	287.76 µS/cm	0.46 mg/L	0.52 NTU	53.7 mV	18.87 ft	100.00 ml/min

Samples

Sample ID:	Description:
SCH-SGWC-12	

Low-Flow Test Report:

Test Date / Time: 8/2/2023 3:35:47 PM

Project: Scherer SAGW02 2023 (3)

Operator Name: M. Mann

Location Name: SCH-SGWC-13 Well Diameter: 2 in Casing Type: PVC Screen Length: 10 ft Top of Screen: 27.5 ft Total Depth: 37.5 ft Initial Depth to Water: 5.02 ft	Pump Type: Dedicated Bladder Tubing Type: LDPE Pump Intake From TOC: 32.5 ft Estimated Total Volume Pumped: 4000 ml Flow Cell Volume: 90 ml Final Flow Rate: 200 ml/min Final Draw Down: 1.21 ft	Instrument Used: Aqua TROLL 400 Serial Number: 980712
---	---	--

Test Notes:

Weather Conditions:

Sunny

Low-Flow Readings:

Date Time	Elapsed Time	pH	Temperature	Specific Conductivity	RDO Concentration	Turbidity	ORP	Depth to Water	Flow
		+/- 0.1	+/- 0.5	+/- 5 %	+/- 10 %	+/- 5	+/- 10	+/- 0.3	
8/2/2023 3:35 PM	00:00	6.19 pH	32.17 °C	298.30 µS/cm	2.01 mg/L	2.37 NTU	77.7 mV	5.02 ft	200.00 ml/min
8/2/2023 3:40 PM	05:00	5.91 pH	24.30 °C	313.81 µS/cm	0.49 mg/L	6.50 NTU	63.2 mV	5.98 ft	200.00 ml/min
8/2/2023 3:45 PM	10:00	5.90 pH	24.03 °C	313.91 µS/cm	0.42 mg/L	2.37 NTU	57.3 mV	6.15 ft	200.00 ml/min
8/2/2023 3:50 PM	15:00	5.91 pH	24.18 °C	312.65 µS/cm	0.38 mg/L	2.52 NTU	57.5 mV	6.23 ft	200.00 ml/min
8/2/2023 3:55 PM	20:00	5.92 pH	23.68 °C	310.25 µS/cm	0.34 mg/L	1.22 NTU	54.2 mV	6.23 ft	200.00 ml/min

Samples

Sample ID:	Description:
SCH-SGWC-13	

Low-Flow Test Report:

Test Date / Time: 8/8/2023 9:18:37 AM

Project: Scherer SAGW02 2023 (10)

Operator Name: M. Mann

Location Name: SCH-SGWC-14 Well Diameter: 2 in Casing Type: PVC Screen Length: 10 ft Top of Screen: 28.5 ft Total Depth: 38.5 ft Initial Depth to Water: 10.8 ft	Pump Type: Dedicated Bladder Tubing Type: LDPE Pump Intake From TOC: 30.24 ft Estimated Total Volume Pumped: 8800 ml Flow Cell Volume: 90 ml Final Flow Rate: 150 ml/min Final Draw Down: 0.04 ft	Instrument Used: Aqua TROLL 400 Serial Number: 980712
---	--	--

Test Notes:

Fe2+: 0.0

Weather Conditions:

Sunny

Low-Flow Readings:

Date Time	Elapsed Time	pH	Temperature	Specific Conductivity	RDO Concentration	Turbidity	ORP	Depth to Water	Flow
		+/- 0.1	+/- 0.5	+/- 5 %	+/- 10 %	+/- 5	+/- 10	+/- 0.3	
8/8/2023 9:18 AM	00:00	6.00 pH	22.88 °C	478.55 µS/cm	2.24 mg/L	3.10 NTU	51.8 mV	10.80 ft	250.00 ml/min
8/8/2023 9:23 AM	05:00	5.81 pH	19.98 °C	493.54 µS/cm	0.52 mg/L	6.28 NTU	67.2 mV	10.92 ft	180.00 ml/min
8/8/2023 9:28 AM	10:00	5.78 pH	19.80 °C	494.72 µS/cm	0.24 mg/L	7.89 NTU	70.7 mV	10.81 ft	180.00 ml/min
8/8/2023 9:33 AM	15:00	5.76 pH	20.51 °C	496.07 µS/cm	0.20 mg/L	7.44 NTU	67.5 mV	10.83 ft	100.00 ml/min
8/8/2023 9:38 AM	20:00	5.75 pH	20.39 °C	495.03 µS/cm	0.19 mg/L	9.02 NTU	69.9 mV	10.92 ft	250.00 ml/min
8/8/2023 9:43 AM	25:00	5.75 pH	18.97 °C	494.55 µS/cm	0.16 mg/L	6.61 NTU	69.3 mV	10.82 ft	250.00 ml/min
8/8/2023 9:48 AM	30:00	5.74 pH	18.80 °C	495.47 µS/cm	0.12 mg/L	6.88 NTU	69.0 mV	10.93 ft	250.00 ml/min
8/8/2023 9:53 AM	35:00	5.74 pH	19.87 °C	499.02 µS/cm	0.15 mg/L	6.42 NTU	70.1 mV	10.85 ft	150.00 ml/min
8/8/2023 9:58 AM	40:00	5.73 pH	20.16 °C	497.54 µS/cm	0.15 mg/L	5.55 NTU	69.9 mV	10.84 ft	150.00 ml/min
8/8/2023 10:03 AM	45:00	5.73 pH	19.98 °C	497.90 µS/cm	0.17 mg/L	3.51 NTU	68.8 mV	10.84 ft	150.00 ml/min

Samples

Sample ID:	Description:
------------	--------------

Low-Flow Test Report:

Test Date / Time: 8/7/2023 3:40:21 PM

Project: Scherer SAGW02 2023 (9)

Operator Name: M. Mann

Location Name: SCH-SGWC-15 Well Diameter: 2 in Casing Type: PVC Screen Length: 10 ft Top of Screen: 38.2 ft Total Depth: 48.2 ft Initial Depth to Water: 28.92 ft	Pump Type: Dedicated Bladder Tubing Type: LDPE Pump Intake From TOC: 39.05 ft Estimated Total Volume Pumped: 5625 ml Flow Cell Volume: 90 ml Final Flow Rate: 150 ml/min Final Draw Down: 0.02 ft	Instrument Used: Aqua TROLL 400 Serial Number: 980712
--	--	--

Test Notes:

Fe2+: 0.0

Weather Conditions:

Sunny

Low-Flow Readings:

Date Time	Elapsed Time	pH	Temperature	Specific Conductivity	RDO Concentration	Turbidity	ORP	Depth to Water	Flow
		+/- 0.1	+/- 0.5	+/- 5 %	+/- 10 %	+/- 5	+/- 10	+/- 0.3	
8/7/2023 3:42 PM	00:00	4.77 pH	27.76 °C	434.04 µS/cm	4.96 mg/L	3.88 NTU	147.5 mV	28.92 ft	300.00 ml/min
8/7/2023 3:47 PM	05:00	4.60 pH	22.32 °C	461.89 µS/cm	0.71 mg/L	13.30 NTU	217.9 mV	28.92 ft	225.00 ml/min
8/7/2023 3:52 PM	10:00	4.57 pH	24.32 °C	471.05 µS/cm	0.47 mg/L	14.00 NTU	350.2 mV	28.93 ft	150.00 ml/min
8/7/2023 3:57 PM	15:00	4.58 pH	24.68 °C	466.85 µS/cm	0.44 mg/L	11.30 NTU	446.9 mV	28.94 ft	150.00 ml/min
8/7/2023 4:02 PM	20:00	4.57 pH	24.39 °C	467.34 µS/cm	0.42 mg/L	7.89 NTU	475.8 mV	28.97 ft	150.00 ml/min
8/7/2023 4:07 PM	25:00	4.56 pH	24.01 °C	466.56 µS/cm	0.41 mg/L	6.20 NTU	520.4 mV	28.94 ft	150.00 ml/min
8/7/2023 4:12 PM	30:00	4.55 pH	23.78 °C	465.52 µS/cm	0.39 mg/L	4.12 NTU	546.2 mV	28.94 ft	150.00 ml/min

Samples

Sample ID:	Description:
SCH-SGWC-15	

Low-Flow Test Report:

Test Date / Time: 8/8/2023 11:03:34 AM

Project: Scherer SAGW02 2023 (11)

Operator Name: M. Mann

Location Name: SCH-SGWC-16 Well Diameter: 2 in Casing Type: PVC Screen Length: 10 ft Top of Screen: 33.3 ft Total Depth: 43.3 ft Initial Depth to Water: 25.68 ft	Pump Type: Dedicated Bladder Tubing Type: LDPE Pump Intake From TOC: 34.62 ft Estimated Total Volume Pumped: 3750 ml Flow Cell Volume: 90 ml Final Flow Rate: 150 ml/min Final Draw Down: 0.17 ft	Instrument Used: Aqua TROLL 400 Serial Number: 980712
--	--	--

Test Notes:

Fe2+: 0.0

Weather Conditions:

Sunny

Low-Flow Readings:

Date Time	Elapsed Time	pH	Temperature	Specific Conductivity	RDO Concentration	Turbidity	ORP	Depth to Water	Flow
		+/- 0.1	+/- 0.5	+/- 5 %	+/- 10 %	+/- 5	+/- 10	+/- 0.3	
8/8/2023 11:03 AM	00:00	6.60 pH	31.67 °C	181.32 µS/cm	6.12 mg/L	2.74 NTU	69.7 mV	25.68 ft	150.00 ml/min
8/8/2023 11:08 AM	05:00	5.25 pH	24.39 °C	173.77 µS/cm	3.41 mg/L	1.44 NTU	66.9 mV	25.82 ft	150.00 ml/min
8/8/2023 11:13 AM	10:00	5.19 pH	23.37 °C	184.73 µS/cm	2.61 mg/L	5.43 NTU	69.4 mV	25.84 ft	150.00 ml/min
8/8/2023 11:18 AM	15:00	5.16 pH	23.31 °C	186.96 µS/cm	2.22 mg/L	5.08 NTU	73.2 mV	25.86 ft	150.00 ml/min
8/8/2023 11:23 AM	20:00	5.16 pH	23.15 °C	189.88 µS/cm	2.12 mg/L	4.39 NTU	73.8 mV	25.85 ft	150.00 ml/min
8/8/2023 11:28 AM	25:00	5.15 pH	23.29 °C	190.37 µS/cm	2.08 mg/L	3.20 NTU	74.0 mV	25.85 ft	150.00 ml/min

Samples

Sample ID:	Description:
SCH-SGWC-16	

Low-Flow Test Report:

Test Date / Time: 8/7/2023 2:12:04 PM

Project: Scherer SAGW02 2023 (8)

Operator Name: M. Mann

Location Name: SCH-SGWC-17 Well Diameter: 2 in Casing Type: PVC Screen Length: 10 ft Top of Screen: 14.6 ft Total Depth: 24.6 ft Initial Depth to Water: 2.35 ft	Pump Type: Dedicated Bladder Tubing Type: LDPE Pump Intake From TOC: 19.24 ft Estimated Total Volume Pumped: 6250 ml Flow Cell Volume: 90 ml Final Flow Rate: 150 ml/min Final Draw Down: 0.51 ft	Instrument Used: Aqua TROLL 400 Serial Number: 980712
---	--	--

Test Notes:

Fe2+: 0.0

Weather Conditions:

Sunny

Low-Flow Readings:

Date Time	Elapsed Time	pH	Temperature	Specific Conductivity	RDO Concentration	Turbidity	ORP	Depth to Water	Flow
		+/- 0.1	+/- 0.5	+/- 5 %	+/- 10 %	+/- 5	+/- 10	+/- 0.3	
8/7/2023 2:12 PM	00:00	6.35 pH	29.67 °C	556.43 µS/cm	3.22 mg/L	41.00 NTU	70.3 mV	2.35 ft	250.00 ml/min
8/7/2023 2:17 PM	05:00	6.26 pH	23.87 °C	627.46 µS/cm	0.26 mg/L	36.90 NTU	73.2 mV	3.08 ft	250.00 ml/min
8/7/2023 2:22 PM	10:00	6.25 pH	25.09 °C	622.34 µS/cm	0.19 mg/L	17.60 NTU	77.3 mV	2.92 ft	150.00 ml/min
8/7/2023 2:27 PM	15:00	6.23 pH	25.54 °C	614.18 µS/cm	0.19 mg/L	10.80 NTU	74.4 mV	2.80 ft	150.00 ml/min
8/7/2023 2:32 PM	20:00	6.25 pH	25.41 °C	611.31 µS/cm	0.18 mg/L	7.78 NTU	78.2 mV	2.74 ft	150.00 ml/min
8/7/2023 2:37 PM	25:00	6.25 pH	25.77 °C	607.38 µS/cm	0.18 mg/L	6.08 NTU	75.1 mV	2.82 ft	150.00 ml/min
8/7/2023 2:42 PM	30:00	6.25 pH	25.65 °C	609.26 µS/cm	0.18 mg/L	4.05 NTU	78.5 mV	2.86 ft	150.00 ml/min
8/7/2023 2:47 PM	35:00	6.25 pH	25.23 °C	612.22 µS/cm	0.18 mg/L	4.11 NTU	75.7 mV	2.86 ft	150.00 ml/min

Samples

Sample ID:	Description:
SCH-SGWC-17	

Low-Flow Test Report:

Test Date / Time: 8/7/2023 11:27:38 AM

Project: Scherer SAGW02 2023 (7)

Operator Name: M. Mann

Location Name: SCH-SGWC-18 Well Diameter: 2 in Casing Type: PVC Screen Length: 10 ft Top of Screen: 37.6 ft Total Depth: 47.6 ft Initial Depth to Water: 39.75 ft	Pump Type: Bladder Tubing Type: LDPE Pump Intake From TOC: 44 ft Estimated Total Volume Pumped: 17400 ml Flow Cell Volume: 90 ml Final Flow Rate: 160 ml/min Final Draw Down: 0.29 ft	Instrument Used: Aqua TROLL 400 Serial Number: 980712
--	--	--

Test Notes:

3 well volume purge

Fe2+: 0.0

Weather Conditions:

Sunny

Low-Flow Readings:

Date Time	Elapsed Time	pH	Temperature	Specific Conductivity	RDO Concentration	Turbidity	ORP	Depth to Water	Flow
		+/- 0.1	+/- 0.5	+/- 5 %	+/- 10 %	+/- 5	+/- 10	+/- 0.3	
8/7/2023 11:27 AM	00:00	5.88 pH	35.28 °C	1,512.8 µS/cm	5.12 mg/L	124.00 NTU	125.0 mV	39.75 ft	250.00 ml/min
8/7/2023 11:32 AM	05:00	4.85 pH	24.53 °C	1,596.5 µS/cm	2.81 mg/L	68.40 NTU	121.7 mV	40.01 ft	250.00 ml/min
8/7/2023 11:37 AM	10:00	4.84 pH	24.01 °C	1,614.9 µS/cm	2.73 mg/L	55.50 NTU	121.5 mV	40.02 ft	250.00 ml/min
8/7/2023 11:42 AM	15:00	4.84 pH	23.83 °C	1,610.3 µS/cm	2.77 mg/L	33.40 NTU	122.4 mV	40.13 ft	250.00 ml/min
8/7/2023 11:47 AM	20:00	4.83 pH	23.83 °C	1,615.8 µS/cm	2.73 mg/L	18.90 NTU	120.6 mV	40.04 ft	250.00 ml/min
8/7/2023 11:52 AM	25:00	4.82 pH	23.37 °C	1,629.0 µS/cm	2.76 mg/L	18.40 NTU	121.8 mV	40.17 ft	250.00 ml/min
8/7/2023 11:57 AM	30:00	4.83 pH	23.60 °C	1,620.8 µS/cm	2.86 mg/L	12.70 NTU	123.7 mV	40.07 ft	250.00 ml/min
8/7/2023 12:02 PM	35:00	4.82 pH	23.62 °C	1,620.7 µS/cm	2.69 mg/L	10.80 NTU	116.2 mV	40.09 ft	250.00 ml/min
8/7/2023 12:07 PM	40:00	4.83 pH	23.91 °C	1,621.1 µS/cm	2.67 mg/L	9.21 NTU	124.6 mV	40.07 ft	250.00 ml/min
8/7/2023 12:12 PM	45:00	4.82 pH	23.93 °C	1,611.9 µS/cm	2.66 mg/L	7.26 NTU	125.2 mV	40.08 ft	250.00 ml/min
8/7/2023 12:17 PM	50:00	4.83 pH	24.00 °C	1,619.8 µS/cm	2.64 mg/L	6.97 NTU	126.8 mV	40.11 ft	250.00 ml/min
8/7/2023 12:22 PM	55:00	4.83 pH	23.60 °C	1,629.9 µS/cm	2.74 mg/L	6.73 NTU	128.7 mV	40.05 ft	250.00 ml/min
8/7/2023 12:27 PM	01:00:00	4.83 pH	24.99 °C	1,632.4 µS/cm	2.65 mg/L	4.07 NTU	128.7 mV	39.98 ft	160.00 ml/min

8/7/2023 12:32 PM	01:05:00	4.83 pH	25.07 °C	1,622.2 µS/cm	2.54 mg/L	3.23 NTU	130.1 mV	40.02 ft	160.00 ml/min
8/7/2023 12:37 PM	01:10:00	4.82 pH	25.06 °C	1,626.2 µS/cm	2.59 mg/L	2.66 NTU	131.0 mV	40.01 ft	160.00 ml/min
8/7/2023 12:42 PM	01:15:00	4.83 pH	25.04 °C	1,626.9 µS/cm	2.56 mg/L	2.79 NTU	124.1 mV	40.04 ft	160.00 ml/min

Samples

Sample ID:	Description:
SCH-SGWC-18	
SCH-AP1-FD-2	

Low-Flow Test Report:

Test Date / Time: 8/7/2023 11:14:47 AM

Project: Plant Scherer

Operator Name: T. Eason

Location Name: SCH-SWGC-19 Well Diameter: 2 in Casing Type: PVC Screen Length: 10 ft Top of Screen: 27.4 ft Total Depth: 37.4 ft Initial Depth to Water: 16.23 ft	Pump Type: Dedicated QED Tubing Type: Polyethylene Pump Intake From TOC: 32.4 ft Estimated Total Volume Pumped: 5000 ml Flow Cell Volume: 90 ml Final Flow Rate: 250 ml/min Final Draw Down: 0.54 ft	Instrument Used: Aqua TROLL 400 Serial Number: 728634
--	---	--

Test Notes:

Low-Flow Readings:

Date Time	Elapsed Time	pH	Temperature	Specific Conductivity	RDO Concentration	Turbidity	ORP	Depth to Water	Flow
		+/- 0.1	+/- 0.5	+/- 5 %	+/- 10 %	+/- 10	+/- 10	+/- 0.3	
8/7/2023 11:14 AM	00:00	5.49 pH	21.12 °C	585.25 µS/cm	3.21 mg/L	3.71 NTU	70.9 mV	16.72 ft	250.00 ml/min
8/7/2023 11:19 AM	05:00	5.48 pH	20.47 °C	602.74 µS/cm	2.70 mg/L	3.28 NTU	70.7 mV	16.77 ft	250.00 ml/min
8/7/2023 11:24 AM	10:00	5.47 pH	20.03 °C	609.30 µS/cm	2.61 mg/L	2.70 NTU	70.7 mV	16.77 ft	250.00 ml/min
8/7/2023 11:29 AM	15:00	5.46 pH	20.14 °C	605.56 µS/cm	2.57 mg/L	2.47 NTU	70.9 mV	16.77 ft	250.00 ml/min
8/7/2023 11:34 AM	20:00	5.45 pH	20.25 °C	608.91 µS/cm	2.59 mg/L	2.19 NTU	71.4 mV	16.77 ft	250.00 ml/min

Samples

Sample ID:	Description:
SCH-SGWC-19B	

Low-Flow Test Report:

Test Date / Time: 8/7/2023 3:42:36 PM

Project: Plant Scherer

Operator Name: T. Eason

Location Name: SCH-SGWC-20 Well Diameter: 2 in Casing Type: PVC Screen Length: 10 ft Top of Screen: 17.9 ft Total Depth: 27.9 ft Initial Depth to Water: 14.34 ft	Pump Type: Dedicated QED Tubing Type: Polyethylene Pump Intake From TOC: 19.5 ft Estimated Total Volume Pumped: 4000 ml Flow Cell Volume: 90 ml Final Flow Rate: 200 ml/min Final Draw Down: 1.97 ft	Instrument Used: Aqua TROLL 400 Serial Number: 728634
--	---	--

Test Notes:

Low-Flow Readings:

Date Time	Elapsed Time	pH	Temperature	Specific Conductivity	RDO Concentration	Turbidity	ORP	Depth to Water	Flow
		+/- 0.1	+/- 0.5	+/- 5 %	+/- 10 %	+/- 10	+/- 10	+/- 0.3	
8/7/2023 3:42 PM	00:00	4.20 pH	20.40 °C	631.85 µS/cm	0.32 mg/L	1.04 NTU	85.8 mV	16.85 ft	200.00 ml/min
8/7/2023 3:47 PM	05:00	4.22 pH	19.79 °C	617.10 µS/cm	0.35 mg/L	0.47 NTU	87.0 mV	16.29 ft	200.00 ml/min
8/7/2023 3:52 PM	10:00	4.25 pH	19.49 °C	597.49 µS/cm	0.18 mg/L	0.86 NTU	89.5 mV	16.31 ft	200.00 ml/min
8/7/2023 3:57 PM	15:00	4.28 pH	19.51 °C	584.11 µS/cm	0.35 mg/L	0.57 NTU	90.3 mV	16.31 ft	200.00 ml/min
8/7/2023 4:02 PM	20:00	4.29 pH	19.34 °C	582.20 µS/cm	0.51 mg/L	0.64 NTU	91.0 mV	16.31 ft	200.00 ml/min

Samples

Sample ID:	Description:
SCH-SGWC-20	

Low-Flow Test Report:

Test Date / Time: 8/8/2023 12:37:26 PM

Project: Scherer SAGW02 2023 (12)

Operator Name: M. Mann

Location Name: SCH-SGWC-21 Well Diameter: 2 in Casing Type: PVC Screen Length: 10 ft Top of Screen: 17.79 ft Total Depth: 27.79 ft Initial Depth to Water: 1.03 ft	Pump Type: Dedicated Bladder Tubing Type: LDPE Pump Intake From TOC: 19.39 ft Estimated Total Volume Pumped: 6000 ml Flow Cell Volume: 90 ml Final Flow Rate: 200 ml/min Final Draw Down: 0.26 ft	Instrument Used: Aqua TROLL 400 Serial Number: 980712
---	--	--

Test Notes:

Fe2+: 0.0

Weather Conditions:

Sunny

Low-Flow Readings:

Date Time	Elapsed Time	pH	Temperature	Specific Conductivity	RDO Concentration	Turbidity	ORP	Depth to Water	Flow
		+/- 0.1	+/- 0.5	+/- 5 %	+/- 10 %	+/- 5	+/- 10	+/- 0.3	
8/8/2023 12:37 PM	00:00	6.43 pH	34.23 °C	450.27 µS/cm	2.95 mg/L	8.71 NTU	25.9 mV	1.03 ft	200.00 ml/min
8/8/2023 12:42 PM	05:00	6.31 pH	23.38 °C	523.05 µS/cm	1.28 mg/L	3.56 NTU	66.2 mV	1.26 ft	200.00 ml/min
8/8/2023 12:47 PM	10:00	6.30 pH	22.84 °C	522.25 µS/cm	1.06 mg/L	4.13 NTU	69.3 mV	1.31 ft	200.00 ml/min
8/8/2023 12:52 PM	15:00	6.30 pH	22.69 °C	522.78 µS/cm	1.07 mg/L	3.76 NTU	71.1 mV	1.32 ft	200.00 ml/min
8/8/2023 12:57 PM	20:00	6.30 pH	22.61 °C	522.71 µS/cm	0.68 mg/L	3.87 NTU	71.8 mV	1.31 ft	200.00 ml/min
8/8/2023 1:02 PM	25:00	6.30 pH	22.41 °C	520.96 µS/cm	0.77 mg/L	2.84 NTU	72.2 mV	1.33 ft	200.00 ml/min
8/8/2023 1:07 PM	30:00	6.29 pH	22.48 °C	523.78 µS/cm	0.87 mg/L	2.34 NTU	72.9 mV	1.29 ft	200.00 ml/min

Samples

Sample ID:	Description:
SCH-SGWC-21	

Low-Flow Test Report:

Test Date / Time: 8/7/2023 1:51:14 PM

Project: Plant Scherer

Operator Name: T. Eason

Location Name: SCH-SGWC-22 Well Diameter: 2 in Casing Type: PVC Screen Length: 10 ft Top of Screen: 42.6 ft Total Depth: 52.6 ft Initial Depth to Water: 26.3 ft	Pump Type: Dedicated QED Tubing Type: Polyethylene Pump Intake From TOC: 44.2 ft Estimated Total Volume Pumped: 6408.333 ml Flow Cell Volume: 90 ml Final Flow Rate: 200 ml/min Final Draw Down: 1.39 ft	Instrument Used: Aqua TROLL 400 Serial Number: 728634
---	---	--

Test Notes:

Low-Flow Readings:

Date Time	Elapsed Time	pH	Temperature	Specific Conductivity	RDO Concentration	Turbidity	ORP	Depth to Water	Flow
		+/- 0.1	+/- 0.5	+/- 5 %	+/- 10 %	+/- 10	+/- 10	+/- 0.3	
8/7/2023 1:51 PM	00:00	5.77 pH	21.06 °C	343.68 µS/cm	2.19 mg/L	24.60 NTU	43.4 mV	27.92 ft	300.00 ml/min
8/7/2023 1:56 PM	05:00	5.69 pH	20.06 °C	351.03 µS/cm	1.16 mg/L	10.90 NTU	49.5 mV	27.69 ft	200.00 ml/min
8/7/2023 2:01 PM	10:00	5.69 pH	19.81 °C	354.65 µS/cm	0.88 mg/L	7.72 NTU	52.1 mV	27.69 ft	200.00 ml/min
8/7/2023 2:06 PM	15:00	5.70 pH	19.72 °C	360.22 µS/cm	1.05 mg/L	6.51 NTU	53.8 mV	27.69 ft	200.00 ml/min
8/7/2023 2:11 PM	20:00	5.69 pH	19.83 °C	362.24 µS/cm	1.06 mg/L	4.11 NTU	55.1 mV	27.69 ft	200.00 ml/min
8/7/2023 2:16 PM	25:00	5.69 pH	19.75 °C	363.44 µS/cm	1.11 mg/L	2.92 NTU	57.1 mV	27.69 ft	200.00 ml/min
8/7/2023 2:21 PM	30:00	5.70 pH	19.83 °C	364.90 µS/cm	1.02 mg/L	2.66 NTU	59.0 mV	27.69 ft	200.00 ml/min

Samples

Sample ID:	Description:
SCH-SGWC-22	

Low-Flow Test Report:

Test Date / Time: 8/8/2023 9:01:32 AM

Project: Plant Scherer

Operator Name: T. Eason

Location Name: SCH-SGWC-23 Well Diameter: 2 in Casing Type: PVC Screen Length: 10 ft Top of Screen: 42.6 ft Total Depth: 52.6 ft Initial Depth to Water: 31.14 ft	Pump Type: Dedicated QED Tubing Type: Polyethylene Pump Intake From TOC: 44.25 ft Estimated Total Volume Pumped: 9700 ml Flow Cell Volume: 90 ml Final Flow Rate: 220 ml/min Final Draw Down: 0.25 ft	Instrument Used: Aqua TROLL 400 Serial Number: 728634
--	--	--

Test Notes:

Low-Flow Readings:

Date Time	Elapsed Time	pH	Temperature	Specific Conductivity	RDO Concentration	Turbidity	ORP	Depth to Water	Flow
		+/- 0.1	+/- 0.5	+/- 5 %	+/- 10 %	+/- 10	+/- 10	+/- 0.3	
8/8/2023 9:01 AM	00:00	6.61 pH	20.64 °C	293.11 µS/cm	3.79 mg/L	0.43 NTU	43.0 mV	31.37 ft	200.00 ml/min
8/8/2023 9:06 AM	05:00	6.08 pH	18.82 °C	310.89 µS/cm	1.88 mg/L	0.50 NTU	48.5 mV	31.34 ft	200.00 ml/min
8/8/2023 9:11 AM	10:00	5.99 pH	18.64 °C	311.27 µS/cm	1.38 mg/L	0.35 NTU	50.6 mV	31.37 ft	220.00 ml/min
8/8/2023 9:16 AM	15:00	5.97 pH	18.71 °C	304.43 µS/cm	1.41 mg/L	0.41 NTU	51.8 mV	31.39 ft	220.00 ml/min
8/8/2023 9:21 AM	20:00	5.96 pH	18.79 °C	306.21 µS/cm	1.82 mg/L	0.63 NTU	52.5 mV	31.39 ft	220.00 ml/min
8/8/2023 9:26 AM	25:00	5.95 pH	18.78 °C	297.50 µS/cm	2.25 mg/L	0.35 NTU	53.4 mV	31.39 ft	220.00 ml/min
8/8/2023 9:31 AM	30:00	5.93 pH	18.88 °C	292.93 µS/cm	2.50 mg/L	0.22 NTU	54.9 mV	31.39 ft	220.00 ml/min
8/8/2023 9:36 AM	35:00	5.93 pH	18.93 °C	289.77 µS/cm	2.61 mg/L	0.29 NTU	55.9 mV	31.39 ft	220.00 ml/min
8/8/2023 9:41 AM	40:00	5.92 pH	19.08 °C	288.64 µS/cm	2.66 mg/L	0.30 NTU	57.3 mV	31.39 ft	220.00 ml/min
8/8/2023 9:46 AM	45:00	5.92 pH	19.02 °C	286.96 µS/cm	2.69 mg/L	0.22 NTU	58.6 mV	31.39 ft	220.00 ml/min

Samples

Sample ID:	Description:
SCH-SGWC-23	

Low-Flow Test Report:

Test Date / Time: 8/8/2023 11:14:05 AM

Project: Plant Scherer

Operator Name: T. Eason

Location Name: SCH-SGWA-24 Well Diameter: 2 in Casing Type: PVC Screen Length: 10 ft Top of Screen: 32.9 ft Total Depth: 42.9 ft Initial Depth to Water: 14.6 ft	Pump Type: Dedicated QED Tubing Type: Polyethylene Pump Intake From TOC: 34.8 ft Estimated Total Volume Pumped: 8474.833 ml Flow Cell Volume: 90 ml Final Flow Rate: 220 ml/min Final Draw Down: 1.3 ft	Instrument Used: Aqua TROLL 400 Serial Number: 728634
---	--	--

Test Notes:

Battery closer source for mp50 changed during purge

Low-Flow Readings:

Date Time	Elapsed Time	pH	Temperature	Specific Conductivity	RDO Concentration	Turbidity	ORP	Depth to Water	Flow
		+/- 0.1	+/- 0.5	+/- 5 %	+/- 10 %	+/- 10	+/- 10	+/- 0.3	
8/8/2023 11:14 AM	00:00	6.40 pH	18.40 °C	167.03 µS/cm	0.89 mg/L	6.24 NTU	47.2 mV	15.60 ft	250.00 ml/min
8/8/2023 11:17 AM	03:13	6.39 pH	18.20 °C	167.36 µS/cm	0.87 mg/L	6.19 NTU	47.8 mV	15.60 ft	220.00 ml/min
8/8/2023 11:22 AM	08:13	6.37 pH	18.12 °C	167.85 µS/cm	0.85 mg/L	6.20 NTU	49.7 mV	15.60 ft	220.00 ml/min
8/8/2023 11:27 AM	13:13	6.36 pH	17.85 °C	168.54 µS/cm	0.87 mg/L	5.89 NTU	50.9 mV	15.60 ft	220.00 ml/min
8/8/2023 11:32 AM	18:13	6.36 pH	18.55 °C	168.87 µS/cm	0.90 mg/L	5.02 NTU	52.0 mV	15.60 ft	220.00 ml/min
8/8/2023 11:37 AM	23:13	6.36 pH	18.44 °C	166.40 µS/cm	0.84 mg/L	6.05 NTU	53.8 mV	15.60 ft	220.00 ml/min
8/8/2023 11:47 AM	33:05	6.35 pH	18.40 °C	166.30 µS/cm	0.82 mg/L	4.81 NTU	55.8 mV	15.60 ft	220.00 ml/min
8/8/2023 11:52 AM	38:05	6.35 pH	18.24 °C	167.73 µS/cm	0.79 mg/L	4.03 NTU	55.4 mV	15.60 ft	220.00 ml/min

Samples

Sample ID:	Description:
SCH-SGWA-24	

Low-Flow Test Report:

Test Date / Time: 8/8/2023 2:30:21 PM

Project: Plant Scherer

Operator Name: T. Eason

Location Name: SCH-SGWA-25 Well Diameter: 2 in Casing Type: PVC Screen Length: 10 ft Top of Screen: 38 ft Total Depth: 48 ft Initial Depth to Water: 26.93 ft	Pump Type: Dedicated QED Tubing Type: Polyethylene Pump Intake From TOC: 39.75 ft Estimated Total Volume Pumped: 4700 ml Flow Cell Volume: 90 ml Final Flow Rate: 230 ml/min Final Draw Down: 0.4 ft	Instrument Used: Aqua TROLL 400 Serial Number: 728634
--	---	--

Test Notes:

To use for reporting

Low-Flow Readings:

Date Time	Elapsed Time	pH	Temperature	Specific Conductivity	RDO Concentration	Turbidity	ORP	Depth to Water	Flow
		+/- 0.1	+/- 0.5	+/- 5 %	+/- 10 %	+/- 10	+/- 10	+/- 0.3	
8/8/2023 2:30 PM	00:00	6.11 pH	25.65 °C	107.58 µS/cm	2.36 mg/L	4.49 NTU	43.0 mV	27.24 ft	250.00 ml/min
8/8/2023 2:35 PM	05:00	6.08 pH	19.08 °C	105.96 µS/cm	1.31 mg/L	3.30 NTU	48.0 mV	27.24 ft	230.00 ml/min
8/8/2023 2:40 PM	10:00	6.08 pH	19.06 °C	106.37 µS/cm	1.17 mg/L	2.43 NTU	49.3 mV	27.33 ft	230.00 ml/min
8/8/2023 2:45 PM	15:00	6.07 pH	19.14 °C	107.74 µS/cm	1.21 mg/L	2.31 NTU	51.1 mV	27.33 ft	230.00 ml/min
8/8/2023 2:50 PM	20:00	6.06 pH	19.89 °C	105.80 µS/cm	1.16 mg/L	2.29 NTU	51.9 mV	27.33 ft	230.00 ml/min

Samples

Sample ID:	Description:
SCH-SGWA-25	

Low-Flow Test Report:

Test Date / Time: 8/2/2023 3:34:42 PM

Project: Scherer SAGW02 2023 (6)

Operator Name: Patrick Wahl

Location Name: SCH-PZ-13S Well Diameter: 2 in Casing Type: PVC Screen Length: 10 ft Top of Screen: 38.1 ft Total Depth: 48.1 ft Initial Depth to Water: 31.43 ft	Pump Type: Dedicated Bladder Tubing Type: LDPE Pump Intake From TOC: 43 ft Estimated Total Volume Pumped: 15750 ml Flow Cell Volume: 90 ml Final Flow Rate: 200 ml/min Final Draw Down: 0.21 ft	Instrument Used: Aqua TROLL 400 Serial Number: 968202
---	--	--

Test Notes:

Low-Flow Readings:

Date Time	Elapsed Time	pH	Temperature	Specific Conductivity	RDO Concentration	Turbidity	ORP	Depth to Water	Flow
		+/- 0.1	+/- 0.5	+/- 5 %	+/- 10 %	+/- 5	+/- 10	+/- 0.3	
8/2/2023 3:34 PM	00:00	5.49 pH	30.23 °C	67.77 µS/cm	5.64 mg/L	693.00 NTU	99.4 mV	31.63 ft	230.00 ml/min
8/2/2023 3:39 PM	05:00	5.14 pH	20.89 °C	65.88 µS/cm	0.73 mg/L	174.00 NTU	128.6 mV	31.62 ft	160.00 ml/min
8/2/2023 3:44 PM	10:00	5.14 pH	20.89 °C	65.89 µS/cm	0.43 mg/L	108.00 NTU	131.5 mV	31.60 ft	160.00 ml/min
8/2/2023 3:49 PM	15:00	5.14 pH	20.88 °C	65.82 µS/cm	0.36 mg/L	75.70 NTU	133.2 mV	31.62 ft	160.00 ml/min
8/2/2023 3:54 PM	20:00	5.14 pH	20.83 °C	66.00 µS/cm	0.32 mg/L	65.80 NTU	133.0 mV	31.59 ft	160.00 ml/min
8/2/2023 3:59 PM	25:00	5.14 pH	20.78 °C	66.18 µS/cm	0.29 mg/L	52.50 NTU	133.4 mV	31.60 ft	160.00 ml/min
8/2/2023 4:04 PM	30:00	5.14 pH	20.17 °C	66.32 µS/cm	0.25 mg/L	38.20 NTU	133.0 mV	31.62 ft	160.00 ml/min
8/2/2023 4:09 PM	35:00	5.14 pH	20.16 °C	66.96 µS/cm	0.21 mg/L	20.80 NTU	132.2 mV	31.63 ft	160.00 ml/min
8/2/2023 4:14 PM	40:00	5.14 pH	19.94 °C	67.76 µS/cm	0.19 mg/L	18.10 NTU	130.6 mV	31.63 ft	200.00 ml/min
8/2/2023 4:19 PM	45:00	5.13 pH	19.99 °C	67.89 µS/cm	0.18 mg/L	17.10 NTU	130.0 mV	31.64 ft	200.00 ml/min
8/2/2023 4:24 PM	50:00	5.13 pH	20.03 °C	67.93 µS/cm	0.17 mg/L	12.30 NTU	128.8 mV	31.64 ft	200.00 ml/min
8/2/2023 4:29 PM	55:00	5.15 pH	20.04 °C	68.07 µS/cm	0.16 mg/L	9.16 NTU	127.0 mV	31.63 ft	200.00 ml/min
8/2/2023 4:34 PM	01:00:00	5.14 pH	20.31 °C	68.40 µS/cm	0.15 mg/L	9.31 NTU	125.5 mV	31.65 ft	200.00 ml/min
8/2/2023 4:39 PM	01:05:00	5.15 pH	20.20 °C	68.40 µS/cm	0.13 mg/L	6.71 NTU	124.8 mV	31.63 ft	200.00 ml/min
8/2/2023 4:44 PM	01:10:00	5.15 pH	20.25 °C	68.05 µS/cm	0.13 mg/L	5.84 NTU	124.1 mV	31.63 ft	200.00 ml/min

8/2/2023 4:49 PM	01:15:00	5.16 pH	20.07 °C	68.16 µS/cm	0.11 mg/L	6.35 NTU	122.9 mV	31.63 ft	200.00 ml/min
8/2/2023 4:54 PM	01:20:00	5.16 pH	20.31 °C	68.36 µS/cm	0.11 mg/L	4.80 NTU	122.6 mV	31.64 ft	200.00 ml/min
8/2/2023 4:59 PM	01:25:00	5.17 pH	20.28 °C	68.41 µS/cm	0.10 mg/L	3.82 NTU	120.9 mV	31.64 ft	200.00 ml/min

Samples

Sample ID:	Description:
SCH-PZ-13S	

Low-Flow Test Report:

Test Date / Time: 8/1/2023 4:03:19 PM

Project: Plant Scherer S2 2023 (2)

Operator Name: C. Tidwell

Location Name: SCH-PZ-14S Well Diameter: 2 in Casing Type: PVC Screen Length: 10 ft Top of Screen: 38.25 ft Total Depth: 48.25 ft Initial Depth to Water: 25.95 ft	Pump Type: Peristaltic Tubing Type: Polyethylene Pump Intake From TOC: 43 ft Estimated Total Volume Pumped: 7200 ml Flow Cell Volume: 90 ml Final Flow Rate: 160 ml/min Final Draw Down: 0.09 ft	Instrument Used: Aqua TROLL 400 Serial Number: 877800
---	---	--

Test Notes:

Low-Flow Readings:

Date Time	Elapsed Time	pH	Temperature	Specific Conductivity	RDO Concentration	Turbidity	ORP	Depth to Water	Flow
		+/- 0.1	+/- 0.5	+/- 5 %	+/- 10 %	+/- 10	+/- 10	+/- 5	
8/1/2023 4:03 PM	00:00	5.55 pH	23.03 °C	58.10 µS/cm	1.20 mg/L	15.70 NTU	85.0 mV	25.95 ft	160.00 ml/min
8/1/2023 4:08 PM	05:00	5.51 pH	22.25 °C	57.96 µS/cm	0.60 mg/L	16.70 NTU	86.8 mV	25.95 ft	160.00 ml/min
8/1/2023 4:13 PM	10:00	5.50 pH	22.16 °C	57.33 µS/cm	0.65 mg/L	14.10 NTU	88.4 mV	25.99 ft	160.00 ml/min
8/1/2023 4:18 PM	15:00	5.48 pH	22.09 °C	56.97 µS/cm	0.43 mg/L	12.50 NTU	89.3 mV	26.01 ft	160.00 ml/min
8/1/2023 4:23 PM	20:00	5.47 pH	21.95 °C	57.09 µS/cm	0.41 mg/L	8.69 NTU	89.5 mV	26.02 ft	160.00 ml/min
8/1/2023 4:28 PM	25:00	5.47 pH	21.82 °C	56.95 µS/cm	0.30 mg/L	9.25 NTU	90.3 mV	26.02 ft	160.00 ml/min
8/1/2023 4:33 PM	30:00	5.39 pH	21.81 °C	53.91 µS/cm	0.38 mg/L	6.15 NTU	90.6 mV	26.03 ft	160.00 ml/min
8/1/2023 4:38 PM	35:00	5.29 pH	22.14 °C	49.48 µS/cm	0.53 mg/L	4.25 NTU	91.9 mV	26.04 ft	160.00 ml/min
8/1/2023 4:43 PM	40:00	5.29 pH	22.45 °C	49.28 µS/cm	0.51 mg/L	2.58 NTU	92.1 mV	26.04 ft	160.00 ml/min
8/1/2023 4:48 PM	45:00	5.30 pH	22.57 °C	49.89 µS/cm	0.57 mg/L	1.57 NTU	92.4 mV	26.04 ft	160.00 ml/min

Samples

Sample ID:	Description:
------------	--------------

Low-Flow Test Report:

Test Date / Time: 8/1/2023 3:39:16 PM

Project: Scherer SAGW02 2023 (3)

Operator Name: Patrick Wahl

Location Name: SCH-PZ-17I Well Diameter: 2 in Casing Type: PVC Screen Length: 10 ft Top of Screen: 90.35 ft Total Depth: 100.35 ft Initial Depth to Water: 28.69 ft	Pump Type: Bladder Tubing Type: LDPE Pump Intake From TOC: 95 ft Estimated Total Volume Pumped: 3700 ml Flow Cell Volume: 90 ml Final Flow Rate: 180 ml/min Final Draw Down: 1.19 ft	Instrument Used: Aqua TROLL 400 Serial Number: 968202
--	---	--

Test Notes:

Weather Conditions:

Sunny

Low-Flow Readings:

Date Time	Elapsed Time	pH	Temperature	Specific Conductivity	RDO Concentration	Turbidity	ORP	Depth to Water	Flow
		+/- 0.1	+/- 0.5	+/- 5 %	+/- 10 %	+/- 5	+/- 10	+/- 0.3	
8/1/2023 3:40 PM	00:00	6.93 pH	39.18 °C	257.69 µS/cm	2.90 mg/L	8.73 NTU	14.0 mV	29.19 ft	280.00 ml/min
8/1/2023 3:45 PM	05:00	6.79 pH	23.89 °C	329.76 µS/cm	0.65 mg/L	3.96 NTU	-30.7 mV	29.63 ft	100.00 ml/min
8/1/2023 3:50 PM	10:00	6.79 pH	23.57 °C	318.28 µS/cm	0.36 mg/L	2.10 NTU	-54.3 mV	29.76 ft	180.00 ml/min
8/1/2023 3:55 PM	15:00	6.79 pH	21.92 °C	323.22 µS/cm	0.27 mg/L	2.82 NTU	-56.0 mV	29.83 ft	180.00 ml/min
8/1/2023 4:00 PM	20:00	6.78 pH	21.35 °C	326.21 µS/cm	0.23 mg/L	2.74 NTU	-35.5 mV	29.88 ft	180.00 ml/min

Samples

Sample ID:	Description:
SCH-PZ-17I	Fe2+: 0.0

Low-Flow Test Report:

Test Date / Time: 8/2/2023 1:12:04 PM

Project: Scherer SAGW02 2023 (5)

Operator Name: Patrick Wahl

Location Name: SCH-PZ-39S Well Diameter: 2 in Casing Type: PVC Screen Length: 10 ft Top of Screen: 70.38 ft Total Depth: 80.38 ft Initial Depth to Water: 36.01 ft	Pump Type: Bladder Tubing Type: LDPE Pump Intake From TOC: 75 ft Estimated Total Volume Pumped: 5600 ml Flow Cell Volume: 90 ml Final Flow Rate: 160 ml/min Final Draw Down: 36.88 ft	Instrument Used: Aqua TROLL 400 Serial Number: 968202
---	--	--

Test Notes:

Low-Flow Readings:

Date Time	Elapsed Time	pH	Temperature	Specific Conductivity	RDO Concentration	Turbidity	ORP	Depth to Water	Flow
		+/- 0.1	+/- 0.5	+/- 5 %	+/- 10 %	+/- 5	+/- 10	+/- 0.3	
8/2/2023 1:12 PM	00:00	6.43 pH	34.98 °C	234.79 µS/cm	3.10 mg/L	3.69 NTU	115.1 mV	36.68 ft	160.00 ml/min
8/2/2023 1:17 PM	05:00	6.61 pH	22.53 °C	227.61 µS/cm	0.94 mg/L	5.65 NTU	94.4 mV	36.87 ft	160.00 ml/min
8/2/2023 1:22 PM	10:00	6.64 pH	21.43 °C	227.32 µS/cm	0.54 mg/L	3.54 NTU	112.7 mV	36.95 ft	160.00 ml/min
8/2/2023 1:27 PM	15:00	6.63 pH	21.01 °C	228.47 µS/cm	0.37 mg/L	2.84 NTU	92.4 mV	36.93 ft	160.00 ml/min
8/2/2023 1:32 PM	20:00	6.63 pH	21.60 °C	229.91 µS/cm	0.38 mg/L	2.42 NTU	108.6 mV	36.79 ft	160.00 ml/min
8/2/2023 1:37 PM	25:00	6.63 pH	22.23 °C	223.47 µS/cm	0.31 mg/L	1.83 NTU	107.7 mV	36.74 ft	160.00 ml/min
8/2/2023 1:42 PM	30:00	6.63 pH	21.44 °C	226.87 µS/cm	0.31 mg/L	2.61 NTU	101.7 mV	36.84 ft	160.00 ml/min
8/2/2023 1:47 PM	35:00	6.64 pH	21.19 °C	225.25 µS/cm	0.28 mg/L	2.05 NTU	96.8 mV	36.89 ft	160.00 ml/min

Samples

Sample ID:	Description:
SCH-PZ-39s	

Low-Flow Test Report:

Test Date / Time: 8/1/2023 1:44:26 PM

Project: Scherer SAGW02 2023

Operator Name: Mark Mann

Location Name: SCH-PZ-40I Well Diameter: 2 in Casing Type: PVC Screen Length: 10 ft Top of Screen: 75.93 ft Total Depth: 85.93 ft Initial Depth to Water: 37.81 ft	Pump Type: Bladder Tubing Type: LDPE Pump Intake From TOC: 80 ft Estimated Total Volume Pumped: 4900 ml Flow Cell Volume: 90 ml Final Flow Rate: 120 ml/min Final Draw Down: 2.8 ft	Instrument Used: Aqua TROLL 400 Serial Number: 968202
---	--	--

Test Notes:

Weather Conditions:

Sunny

Low-Flow Readings:

Date Time	Elapsed Time	pH	Temperature	Specific Conductivity	RDO Concentration	Turbidity	ORP	Depth to Water	Flow
		+/- 0.1	+/- 0.5	+/- 5 %	+/- 10 %	+/- 5	+/- 10	+/- 0.3	
8/1/2023 1:45 PM	00:00	7.22 pH	37.85 °C	452.14 µS/cm	3.08 mg/L	14.30 NTU	-85.2 mV	37.81 ft	260.00 ml/min
8/1/2023 1:50 PM	05:00	6.16 pH	23.91 °C	1,194.0 µS/cm	0.87 mg/L	3.69 NTU	-45.2 mV	39.80 ft	200.00 ml/min
8/1/2023 1:55 PM	10:00	6.14 pH	23.42 °C	1,224.1 µS/cm	0.47 mg/L	2.40 NTU	-55.1 mV	40.31 ft	200.00 ml/min
8/1/2023 2:00 PM	15:00	6.13 pH	23.23 °C	1,232.7 µS/cm	0.30 mg/L	1.57 NTU	-56.4 mV	40.80 ft	200.00 ml/min
8/1/2023 2:05 PM	20:00	6.11 pH	25.73 °C	1,249.4 µS/cm	0.36 mg/L	1.14 NTU	-59.7 mV	40.74 ft	120.00 ml/min
8/1/2023 2:10 PM	25:00	6.12 pH	26.88 °C	1,251.1 µS/cm	0.35 mg/L	0.71 NTU	-52.5 mV	40.61 ft	120.00 ml/min

Samples

Sample ID:	Description:
SCH-PZ-40I	Sulfuric smell to groundwater Extra Rads

Low-Flow Test Report:

Test Date / Time: 8/2/2023 10:10:13 AM

Project: Scherer SAGW02 2023 (4)

Operator Name: Patrick Wahl

Location Name: SCH-PZ-41S Well Diameter: 2 in Casing Type: PVC Screen Length: 10 ft Top of Screen: 37.42 ft Total Depth: 47.42 ft Initial Depth to Water: 30.8 ft	Pump Type: Dedicated Bladder Tubing Type: LDPE Pump Intake From TOC: 42 ft Estimated Total Volume Pumped: 5400 ml Flow Cell Volume: 90 ml Final Flow Rate: 150 ml/min Final Draw Down: 1.11 ft	Instrument Used: Aqua TROLL 400 Serial Number: 968202
--	---	--

Test Notes:

Fe 2+ 0.0

Low-Flow Readings:

Date Time	Elapsed Time	pH	Temperature	Specific Conductivity	RDO Concentration	Turbidity	ORP	Depth to Water	Flow
		+/- 0.1	+/- 0.5	+/- 5 %	+/- 10 %	+/- 5	+/- 10	+/- 0.3	
8/2/2023 10:10 AM	00:00	6.02 pH	22.68 °C	1,036.3 µS/cm	3.78 mg/L	4.85 NTU	123.2 mV	31.52 ft	230.00 ml/min
8/2/2023 10:15 AM	05:00	5.98 pH	19.99 °C	1,113.8 µS/cm	2.27 mg/L	2.77 NTU	109.4 mV	31.96 ft	200.00 ml/min
8/2/2023 10:20 AM	10:00	5.95 pH	19.85 °C	1,130.3 µS/cm	1.95 mg/L	2.08 NTU	130.8 mV	32.50 ft	200.00 ml/min
8/2/2023 10:25 AM	15:00	5.91 pH	20.05 °C	1,138.0 µS/cm	1.51 mg/L	1.86 NTU	130.5 mV	32.10 ft	150.00 ml/min
8/2/2023 10:30 AM	20:00	5.90 pH	20.34 °C	1,128.9 µS/cm	1.36 mg/L	1.37 NTU	102.4 mV	32.20 ft	150.00 ml/min
8/2/2023 10:35 AM	25:00	5.90 pH	20.32 °C	1,141.1 µS/cm	1.30 mg/L	1.82 NTU	122.9 mV	31.93 ft	150.00 ml/min
8/2/2023 10:40 AM	30:00	5.89 pH	20.35 °C	1,136.9 µS/cm	1.27 mg/L	1.26 NTU	99.4 mV	31.91 ft	150.00 ml/min

Samples

Sample ID:	Description:
SCH-PZ-41S	
SCH-AP1-FD-3	

Low-Flow Test Report:

Test Date / Time: 8/2/2023 12:54:15 PM

Project: Plant Scherer

Operator Name: T. Eason

Location Name: SCH-PZ-42I Well Diameter: 2 in Casing Type: PVC Screen Length: 10 ft Top of Screen: 87.46 ft Total Depth: 97.46 ft Initial Depth to Water: 11 ft	Pump Type: Peristaltic Tubing Type: Polyethylene Pump Intake From TOC: 93 ft Estimated Total Volume Pumped: 6300 ml Flow Cell Volume: 90 ml Final Flow Rate: 180 ml/min Final Draw Down: 2.11 ft	Instrument Used: Aqua TROLL 400 Serial Number: 728634
--	---	--

Test Notes:

Low-Flow Readings:

Date Time	Elapsed Time	pH	Temperature	Specific Conductivity	RDO Concentration	Turbidity	ORP	Depth to Water	Flow
		+/- 0.1	+/- 0.5	+/- 5 %	+/- 10 %	+/- 10	+/- 10	+/- 0.3	
8/2/2023 12:54 PM	00:00	7.35 pH	22.02 °C	587.01 µS/cm	5.54 mg/L	3.64 NTU	73.3 mV	12.48 ft	180.00 ml/min
8/2/2023 12:59 PM	05:00	7.40 pH	20.96 °C	619.76 µS/cm	5.77 mg/L	3.26 NTU	73.4 mV	12.86 ft	180.00 ml/min
8/2/2023 1:04 PM	10:00	7.24 pH	20.87 °C	633.74 µS/cm	4.71 mg/L	3.14 NTU	58.3 mV	12.95 ft	180.00 ml/min
8/2/2023 1:09 PM	15:00	6.59 pH	21.14 °C	651.52 µS/cm	1.13 mg/L	2.28 NTU	-2.0 mV	13.02 ft	180.00 ml/min
8/2/2023 1:14 PM	20:00	6.46 pH	20.61 °C	663.12 µS/cm	0.69 mg/L	1.83 NTU	-4.7 mV	13.06 ft	180.00 ml/min
8/2/2023 1:19 PM	25:00	6.42 pH	20.67 °C	664.05 µS/cm	0.65 mg/L	1.18 NTU	-2.0 mV	13.09 ft	180.00 ml/min
8/2/2023 1:24 PM	30:00	6.40 pH	20.76 °C	663.71 µS/cm	0.52 mg/L	1.15 NTU	1.6 mV	13.11 ft	180.00 ml/min
8/2/2023 1:29 PM	35:00	6.38 pH	21.21 °C	656.87 µS/cm	0.40 mg/L	0.67 NTU	5.9 mV	13.11 ft	180.00 ml/min

Samples

Sample ID:	Description:
SCH-PZ-42I	

Low-Flow Test Report:

Test Date / Time: 8/2/2023 9:39:44 AM

Project: Plant Scherer

Operator Name: T. Eason

Location Name: SCH-PZ-43S Well Diameter: 2 in Casing Type: PVC Screen Length: 10 ft Top of Screen: 43.9 ft Total Depth: 53.9 ft Initial Depth to Water: 23.62 ft	Pump Type: Peristaltic Tubing Type: Polyethylene Pump Intake From TOC: 49 ft Estimated Total Volume Pumped: 6400 ml Flow Cell Volume: 90 ml Final Flow Rate: 160 ml/min Final Draw Down: 1.34 ft	Instrument Used: Aqua TROLL 400 Serial Number: 728634
---	---	--

Test Notes:

Low-Flow Readings:

Date Time	Elapsed Time	pH	Temperature	Specific Conductivity	RDO Concentration	Turbidity	ORP	Depth to Water	Flow
		+/- 0.1	+/- 0.5	+/- 5 %	+/- 10 %	+/- 10	+/- 10	+/- 0.3	
8/2/2023 9:39 AM	00:00	7.16 pH	18.95 °C	479.12 µS/cm	1.37 mg/L	0.99 NTU	66.4 mV	24.92 ft	160.00 ml/min
8/2/2023 9:44 AM	05:00	7.09 pH	18.00 °C	492.17 µS/cm	1.25 mg/L	0.81 NTU	67.4 mV	24.96 ft	160.00 ml/min
8/2/2023 9:49 AM	10:00	7.06 pH	17.83 °C	493.57 µS/cm	1.26 mg/L	0.93 NTU	68.5 mV	24.96 ft	160.00 ml/min
8/2/2023 9:54 AM	15:00	7.03 pH	17.44 °C	497.07 µS/cm	1.22 mg/L	0.48 NTU	67.8 mV	24.96 ft	160.00 ml/min
8/2/2023 9:59 AM	20:00	6.92 pH	17.67 °C	478.07 µS/cm	1.16 mg/L	1.01 NTU	69.0 mV	24.96 ft	160.00 ml/min
8/2/2023 10:04 AM	25:00	6.82 pH	17.44 °C	475.70 µS/cm	1.23 mg/L	0.65 NTU	71.3 mV	24.96 ft	160.00 ml/min
8/2/2023 10:09 AM	30:00	6.83 pH	17.49 °C	473.75 µS/cm	1.37 mg/L	0.89 NTU	70.0 mV	24.96 ft	160.00 ml/min
8/2/2023 10:14 AM	35:00	6.83 pH	17.44 °C	470.84 µS/cm	1.46 mg/L	0.53 NTU	70.3 mV	24.96 ft	160.00 ml/min
8/2/2023 10:19 AM	40:00	6.87 pH	17.27 °C	475.09 µS/cm	1.51 mg/L	0.49 NTU	71.9 mV	24.96 ft	160.00 ml/min

Samples

Sample ID:	Description:
SCH-PZ-43S	

Low-Flow Test Report:

Test Date / Time: 8/2/2023 10:51:39 AM

Project: Project Plant Scherer SA 2/23

Operator Name: RB

Location Name: SCH-PZ-44I Well Diameter: 2 in Casing Type: PVC Screen Length: 10 ft Top of Screen: 107 ft Total Depth: 117.2 ft Initial Depth to Water: 19.59 ft	Pump Type: Peri Tubing Type: PE Pump Intake From TOC: 112 ft Estimated Total Volume Pumped: 4500 ml Flow Cell Volume: 90 ml Final Flow Rate: 120 ml/min Final Draw Down: 0.65 ft	Instrument Used: Aqua TROLL 400 Serial Number: 850767
---	---	--

Test Notes:

Weather Conditions:

Sunny

Low-Flow Readings:

Date Time	Elapsed Time	pH	Temperature	Specific Conductivity	RDO Concentration	Turbidity	ORP	Depth to Water	Flow
		+/- 0.1	+/- 0.5	+/- 5 %	+/- 10 %	+/- 10	+/- 5 %	+/- 0.3	
8/2/2023 10:52 AM	00:00	6.60 pH	29.11 °C	212.40 µS/cm	1.53 mg/L	10.00 NTU	-51.7 mV	19.59 ft	120.00 ml/min
8/2/2023 10:57 AM	05:00	6.62 pH	24.40 °C	200.46 µS/cm	0.83 mg/L	9.67 NTU	-52.2 mV	20.08 ft	100.00 ml/min
8/2/2023 11:02 AM	10:00	6.60 pH	24.03 °C	200.00 µS/cm	0.30 mg/L	9.32 NTU	-53.3 mV	20.19 ft	100.00 ml/min
8/2/2023 11:07 AM	15:00	6.58 pH	23.92 °C	198.65 µS/cm	0.21 mg/L	5.98 NTU	-91.1 mV	20.21 ft	100.00 ml/min
8/2/2023 11:12 AM	20:00	6.57 pH	23.99 °C	195.30 µS/cm	0.18 mg/L	5.20 NTU	-57.0 mV	20.26 ft	120.00 ml/min
8/2/2023 11:17 AM	25:00	6.59 pH	23.82 °C	196.55 µS/cm	0.17 mg/L	4.50 NTU	-89.1 mV	20.25 ft	120.00 ml/min
8/2/2023 11:22 AM	30:00	6.56 pH	23.88 °C	193.86 µS/cm	0.16 mg/L	4.08 NTU	-52.9 mV	20.25 ft	120.00 ml/min
8/2/2023 11:27 AM	35:00	6.56 pH	23.79 °C	193.72 µS/cm	0.15 mg/L	3.98 NTU	-86.2 mV	20.24 ft	120.00 ml/min
8/2/2023 11:32 AM	40:00	6.57 pH	23.82 °C	193.20 µS/cm	0.15 mg/L	3.73 NTU	-53.1 mV	20.24 ft	120.00 ml/min

Samples

Sample ID:	Description:
------------	--------------

Low-Flow Test Report:

Test Date / Time: 8/2/2023 11:31:29 AM

Project: Plant Scherer S2 2023 (3)

Operator Name: C. Tidwell

Location Name: SCH-PZ-69I Well Diameter: 2 in Casing Type: PVC Screen Length: 10 ft Top of Screen: 98.16 ft Total Depth: 108.16 ft Initial Depth to Water: 18.22 ft	Pump Type: QED dedicated Tubing Type: Polyethylene Pump Intake From TOC: 103 ft Estimated Total Volume Pumped: 3939 ml Flow Cell Volume: 90 ml Final Flow Rate: 180 ml/min Final Draw Down: 0.07 ft	Instrument Used: Aqua TROLL 400 Serial Number: 877800
--	--	--

Test Notes:

Low-Flow Readings:

Date Time	Elapsed Time	pH	Temperature	Specific Conductivity	RDO Concentration	Turbidity	ORP	Depth to Water	Flow
		+/- 0.1	+/- 0.5	+/- 5 %	+/- 10 %	+/- 10	+/- 10	+/- 5	
8/2/2023 11:29 AM	00:00	6.36 pH	24.58 °C	392.62 µS/cm	0.86 mg/L	4.65 NTU	77.4 mV	18.22 ft	180.00 ml/min
8/2/2023 11:34 AM	05:00	6.35 pH	24.24 °C	393.99 µS/cm	0.51 mg/L	3.09 NTU	72.0 mV	18.23 ft	180.00 ml/min
8/2/2023 11:39 AM	10:00	6.37 pH	24.44 °C	393.22 µS/cm	0.40 mg/L	1.22 NTU	65.6 mV	18.25 ft	180.00 ml/min
8/2/2023 11:44 AM	15:00	6.37 pH	24.14 °C	392.06 µS/cm	0.32 mg/L	0.88 NTU	61.0 mV	18.26 ft	180.00 ml/min
8/2/2023 11:49 AM	20:00	6.40 pH	23.99 °C	391.51 µS/cm	0.33 mg/L	1.25 NTU	54.5 mV	18.27 ft	180.00 ml/min
8/2/2023 11:54 AM	25:00	6.41 pH	23.60 °C	393.10 µS/cm	0.32 mg/L	0.39 NTU	50.2 mV	18.29 ft	180.00 ml/min

Samples

Sample ID:	Description:
------------	--------------

Low-Flow Test Report:

Test Date / Time: 8/2/2023 9:59:29 AM

Project: Scherer SAGW02 2023

Operator Name: M. Mann

Location Name: SCH-PZ-25S Well Diameter: 2 in Casing Type: PVC Screen Length: 10 ft Top of Screen: 48.05 ft Total Depth: 58.05 ft Initial Depth to Water: 39.72 m	Pump Type: Bladder Tubing Type: LDPE Pump Intake From TOC: 53 ft Estimated Total Volume Pumped: 8000 ml Flow Cell Volume: 90 ml Final Flow Rate: 100 ml/min Final Draw Down: 0.13 ft	Instrument Used: Aqua TROLL 400 Serial Number: 980712
--	---	--

Test Notes:

Weather Conditions:

Sunny

Low-Flow Readings:

Date Time	Elapsed Time	pH	Temperature	Specific Conductivity	RDO Concentration	Turbidity	ORP	Depth to Water	Flow
		+/- 0.1	+/- 0.5	+/- 5 %	+/- 10 %	+/- 5	+/- 10	+/- 0.3	
8/2/2023 9:58 AM	00:00	9.79 pH	24.01 °C	249.74 µS/cm	6.89 mg/L	164.00 NTU	42.5 mV	39.72 ft	200.00 ml/min
8/2/2023 10:03 AM	05:00	5.24 pH	19.64 °C	47.49 µS/cm	1.18 mg/L	38.80 NTU	43.9 mV	40.81 ft	200.00 ml/min
8/2/2023 10:08 AM	10:00	5.01 pH	19.33 °C	37.66 µS/cm	1.20 mg/L	14.10 NTU	45.4 mV	41.14 ft	200.00 ml/min
8/2/2023 10:13 AM	15:00	4.94 pH	19.40 °C	35.79 µS/cm	1.19 mg/L	10.00 NTU	48.4 mV	41.25 ft	200.00 ml/min
8/2/2023 10:18 AM	20:00	4.92 pH	19.40 °C	35.12 µS/cm	1.24 mg/L	8.57 NTU	52.5 mV	41.22 ft	200.00 ml/min
8/2/2023 10:23 AM	25:00	4.94 pH	19.34 °C	35.15 µS/cm	1.34 mg/L	6.24 NTU	56.9 mV	41.25 ft	200.00 ml/min
8/2/2023 10:28 AM	30:00	4.94 pH	19.45 °C	34.86 µS/cm	1.44 mg/L	5.05 NTU	60.2 mV	41.28 ft	200.00 ml/min
8/2/2023 10:33 AM	35:00	4.94 pH	19.53 °C	34.48 µS/cm	1.50 mg/L	4.67 NTU	63.3 mV	41.10 ft	100.00 ml/min
8/2/2023 10:38 AM	40:00	4.93 pH	20.32 °C	34.58 µS/cm	1.52 mg/L	3.96 NTU	66.2 mV	39.92 ft	100.00 ml/min
8/2/2023 10:43 AM	45:00	4.92 pH	20.46 °C	34.54 µS/cm	1.47 mg/L	3.18 NTU	67.3 mV	39.85 ft	100.00 ml/min

Samples

Sample ID:	Description:
------------	--------------

SCH-PZ-25S

Fe2+: 0.0

Created using VuSitu from In-Situ, Inc.

Low-Flow Test Report:

Test Date / Time: 8/2/2023 12:23:49 PM

Project: Scherer SAGW02 2023 (2)

Operator Name: M. Mann

Location Name: SCH-PZ-25I Well Diameter: 2 in Casing Type: PVC Screen Length: 10 ft Top of Screen: 120.9 ft Total Depth: 130.9 ft Initial Depth to Water: 40.1 ft	Pump Type: Bladder Tubing Type: LDPE Pump Intake From TOC: 125.9 ft Estimated Total Volume Pumped: 8000 ml Flow Cell Volume: 90 ml Final Flow Rate: 200 ml/min Final Draw Down: 0.63 ft	Instrument Used: Aqua TROLL 400 Serial Number: 980712
--	--	--

Test Notes:

Weather Conditions:

S

Low-Flow Readings:

Date Time	Elapsed Time	pH	Temperature	Specific Conductivity	RDO Concentration	Turbidity	ORP	Depth to Water	Flow
		+/- 0.1	+/- 0.5	+/- 5 %	+/- 10 %	+/- 5	+/- 10	+/- 0.3	
8/2/2023 12:23 PM	00:00	6.94 pH	21.01 °C	284.28 µS/cm	0.46 mg/L	28.70 NTU	50.7 mV	40.10 ft	200.00 ml/min
8/2/2023 12:28 PM	05:00	6.87 pH	20.65 °C	270.90 µS/cm	0.17 mg/L	21.70 NTU	45.6 mV	40.67 ft	200.00 ml/min
8/2/2023 12:33 PM	10:00	6.86 pH	20.52 °C	269.93 µS/cm	0.12 mg/L	12.90 NTU	38.5 mV	40.69 ft	200.00 ml/min
8/2/2023 12:38 PM	15:00	6.83 pH	20.62 °C	266.93 µS/cm	0.11 mg/L	9.31 NTU	28.6 mV	40.71 ft	200.00 ml/min
8/2/2023 12:43 PM	20:00	6.80 pH	20.64 °C	259.54 µS/cm	0.09 mg/L	7.12 NTU	24.8 mV	40.71 ft	200.00 ml/min
8/2/2023 12:48 PM	25:00	6.79 pH	20.84 °C	254.07 µS/cm	0.08 mg/L	7.09 NTU	22.7 mV	40.69 ft	200.00 ml/min
8/2/2023 12:53 PM	30:00	6.75 pH	20.60 °C	247.11 µS/cm	0.08 mg/L	5.05 NTU	21.0 mV	40.69 ft	200.00 ml/min
8/2/2023 12:58 PM	35:00	6.76 pH	20.75 °C	243.48 µS/cm	0.08 mg/L	5.75 NTU	20.6 mV	40.64 ft	200.00 ml/min
8/2/2023 1:03 PM	40:00	6.75 pH	20.42 °C	240.70 µS/cm	0.07 mg/L	4.29 NTU	20.1 mV	40.73 ft	200.00 ml/min

Samples

Sample ID:	Description:
SCH-PZ-25I	Fe2+: 0.0

APPENDIX A

**Instrument Calibration Records
February 2023**

Project Plant Scherer
 Field Staff ~~B. Thomas~~ J. Waguespack M. MANN

Include daily mid-day pH check

Instrument Calibration

Date: 02/22/23 02/23/23 02/24/23 02/27/23
 Time: 0800 0800 0935 0835/1500

Parameter	Units	Standard	SmarTROLL SN <u>884189</u> iPad # <u>91</u>	SmarTROLL SN <u>884187</u> iPad # <u>122</u>	SmarTROLL SN <u>884187</u> iPad # <u>122</u>	SmarTROLL SN <u>884187</u> iPad # <u>122</u>
DO	% saturation	100	99.95	109.41	101.97	99.99
Conductivity	us/cm	4490	4041.0	2538.24 4459.2	4459.2	4793.1
pH	S.U.	4.00	4.00	4.04	4.01	4.00/4.13
pH	S.U.	7.00	7.05	7.06	7.01	7.03/7.19
pH	S.U.	10.00	10.02	10.09	10.08	10.01/10.17
ORP	mV	228.00	223.9	222.0	219.9	238.0
			HACH	HACH	HACH	HACH

850762

Turbidity	Units	Standard	LaMotte SN <u>21030D000600</u>	LaMotte SN <u>21030D000600</u>	LaMotte SN <u>21030D000600</u>	LaMotte SN <u>21030D000600</u>
	NTU	20	0.0	21.2	20.2	19.3
NTU	100	4.0	107	102	97.8	104
NTU	800	10.0	801	803	752	848

Date: 02/28/2023 03/01/2023
 Time: 0815/1200 0745/

Parameter	Units	Standard	SmarTROLL SN <u>850762</u> iPad # <u>91</u>	SmarTROLL SN <u>850762</u> iPad # <u>91</u>	SmarTROLL SN _____ iPad # _____	SmarTROLL SN _____ iPad # _____
DO	% saturation	100	106.11	99.73		
Conductivity	us/cm	4490	4491.1	4412.4		
pH	S.U.	4.00	4.08/4.04	4.00		
pH	S.U.	7.00	7.02/7.04	6.99		
pH	S.U.	10.00	10.01/10.01	10.00		
ORP	mV	228.00	226.00	234.00		
			HACH			

Turbidity	Units	Standard	LaMotte SN <u>21030D000600</u>	LaMotte SN <u>21030D000600</u>	LaMotte SN _____	LaMotte SN _____
	NTU	20	0.0	18.8	20.8	
NTU	100	7.0	95.4	99.4		
NTU	800	10.0	792	808		

Notes: DO - Dissolved Oxygen; us/cm - microsiemens/centimeter; ORP - oxidation-reduction potential; mV - millivolts; NTU - Nephelometric Turbidity Units; NC - Not calibrated

Project: Plant Scherer
 Field Staff: *Tiffany Mucsiak*

Instrument Calibration

Date: *2/21/23* Time: *12:08* *2/23/22 06:59* *2/23/22 06:00* *2/24/23 04:17*

Parameter	Units	Standard	AquaTROLL SN <i>802553</i>	AquaTROLL SN <i>802553</i>	AquaTROLL SN <i>843553</i>	AquaTROLL SN
DO	% saturation	100	<i>109.15</i>	<i>98.74</i>	<i>106.5</i>	<i>99.05</i>
Conductivity	us/cm	4490	<i>4490</i>	<i>3920.4</i>	<i>4355.5</i>	<i>4234.5</i>
pH	S.U.	4.00	<i>4.04</i>	<i>3.98</i>	<i>3.99</i>	<i>4.07</i>
pH	S.U.	7.00	<i>7.12</i>	<i>7.03</i>	<i>7.00</i>	<i>7.04</i>
pH	S.U.	10.00	<i>10.15</i>	<i>10.0</i>	<i>10.02</i>	<i>10.1</i>
ORP	mV	228.00	<i>224.1</i>	<i>217.0</i>	<i>230.1</i>	<i>221.25</i>

Turbidity	Units	Standard	Hach SN <i>22090000239</i>	Hach SN <i>22090000239</i>	Hach SN <i>22090000239</i>	Hach SN <i>22090000239</i>
	NTU	<i>2.0</i>	<i>19.6</i>	<i>20.1</i>	<i>19.8</i>	<i>19.5</i>
	NTU	<i>1.0</i>	<i>11.0</i>	<i>10.0</i>	<i>10.0</i>	<i>9.5</i>
	NTU	<i>80.0</i>	<i>80.1</i>	<i>85.2</i>	<i>80.0</i>	<i>79.9</i>

Date: *2/21/23* Time: *12:00* *13:02* *07:19* *12:44*

Parameter	Units	Standard	AquaTROLL SN <i>802553</i>	AquaTROLL SN <i>802553</i>	AquaTROLL SN <i>843553</i>	AquaTROLL SN <i>84189</i>
DO	% saturation	100	<i>100.95</i>		<i>91.94</i>	
Conductivity	us/cm	4490	<i>4490</i>	<i>4.13</i>	<i>4032.4</i>	
pH	S.U.	4.00	<i>4.03</i>	<i>4.13</i>	<i>4.09</i>	<i>4.03</i>
pH	S.U.	7.00	<i>7.06</i>	<i>7.07</i>	<i>7.06</i>	<i>6.97</i>
pH	S.U.	10.00	<i>10.10</i>	<i>10.06</i>	<i>10.11</i>	<i>9.88</i>
ORP	mV	228.00	<i>242.6</i>		<i>219.2</i>	

Turbidity	Units	Standard	Hach SN <i>22090000239</i>	Hach SN <i>22090000239</i>	Hach SN	Hach SN
	NTU	<i>20.0</i>	<i>20.7</i>	<i>21.4</i>		
	NTU	<i>1.0</i>	<i>10.1</i>	<i>10.4</i>		
	NTU	<i>80.0</i>	<i>80.4</i>	<i>81.4</i>		

Notes: DO - Dissolved Oxygen; us/cm - microsiemens/centimeter; ORP - oxidation-reduction potential; mV - millivolts; NTU - Nephelometric Turbidity Units; NC - Not calibrated

Project: Plant Scherer
 Field Staff: Daniel Howard

Instrument Calibration

Date: 2/21/23 Time:

Parameter	Units	Standard	AquaTROLL SN 883536	AquaTROLL SN	AquaTROLL SN	AquaTROLL SN
DO	% saturation	100	103.46			
Conductivity	us/cm	4490	4490			
pH	S.U.	4.00	4.00			
pH	S.U.	7.00	7.02			
pH	S.U.	10.00	10.05			
ORP	mV	228.00	234.1			

Turbidity	Units	Standard	Hach SN	Hach SN	Hach SN	Hach SN
	NTU	0.0				
	NTU	1.0				
	NTU	10.0				

Date: Time:

Parameter	Units	Standard	AquaTROLL SN	AquaTROLL SN	AquaTROLL SN	AquaTROLL SN
DO	% saturation	100				
Conductivity	us/cm	4490				
pH	S.U.	4.00				
pH	S.U.	7.00				
pH	S.U.	10.00				
ORP	mV	228.00				

Turbidity	Units	Standard	Hach SN	Hach SN	Hach SN	Hach SN
	NTU	0.0				
	NTU	1.0				
	NTU	10.0				

Notes: DO - Dissolved Oxygen; us/cm - microsiemens/centimeter; ORP - oxidation-reduction potential; mV - millivolts; NTU - Nephelometric Turbidity Units; NC - Not calibrated

Project: Plant Scherer
 Field Staff: Daniel Howard

Instrument Calibration

Date: 2/21/23 Time: 1332

Parameter	Units	Standard	AquaTROLL SN 883536	AquaTROLL SN _____	AquaTROLL SN _____	AquaTROLL SN _____
DO	% saturation	100	103.46			
Conductivity	us/cm	4490	4490			
pH	S.U.	4.00	4.00			
pH	S.U.	7.00	7.02			
pH	S.U.	10.00	10.05			
ORP	mV	228.00	234.1			

Turbidity	Units	Standard	Hach SN 220900000 345	Hach SN	Hach SN	Hach SN
	NTU	20	19.9			
NTU	100	99.4				
NTU	800	790				

ck STD NTU 10 9.98

Date: 2/22/23 Time: 0707

Parameter	Units	Standard	AquaTROLL SN 883536	AquaTROLL SN _____	AquaTROLL SN _____	AquaTROLL SN _____
DO	% saturation	100	96.12			
Conductivity	us/cm	4490	4490			
pH	S.U.	4.00	4.00			
pH	S.U.	7.00	7.02			
pH	S.U.	10.00	10.05			
ORP	mV	228.00	235.7			

Turbidity	Units	Standard	Hach SN 220900000 345	Hach SN	Hach SN	Hach SN
	NTU	20	19.9			
NTU	100	100				
NTU	800	800				

ck STD NTU 10 9.97

Notes: DO - Dissolved Oxygen; us/cm - microsiemens/centimeter; ORP - oxidation-reduction potential; mV - millivolts; NTU - Nephelometric Turbidity Units; NC - Not calibrated

Project: Plant Scherer
 Field Staff: Daniel Howard

Instrument Calibration

Date: 2/23/23 Time: 0525

Parameter	Units	Standard	AquaTROLL SN 883536	AquaTROLL SN _____	AquaTROLL SN _____	AquaTROLL SN _____
DO	% saturation	100	99.75			
Conductivity	us/cm	4490	4490			
pH	S.U.	4.00	4.00			
pH	S.U.	7.00	7.00			
pH	S.U.	10.00	10.00			
ORP	mV	228.00	231.4			

Turbidity	Units	Standard	Hach SN 23070000 345	Hach SN	Hach SN	Hach SN
	NTU	20	19.9			
NTU	100	100				
NTU	800	808				

ck NTU 10 10.1

Date: 2/24/23 Time: 0515

Parameter	Units	Standard	AquaTROLL SN 883536	AquaTROLL SN _____	AquaTROLL SN _____	AquaTROLL SN _____
DO	% saturation	100	99.35			
Conductivity	us/cm	4490	4490			
pH	S.U.	4.00	4.00			
pH	S.U.	7.00	7.00			
pH	S.U.	10.00	10.05			
ORP	mV	228.00	232.8			

Turbidity	Units	Standard	Hach SN 23070000 345	Hach SN	Hach SN	Hach SN
	NTU	20	20.0			
NTU	100	99.6				
NTU	800	794				

ck NTU 10 10.0

Notes: DO - Dissolved Oxygen; us/cm - microsiemens/centimeter; ORP - oxidation-reduction potential; mV - millivolts; NTU - Nephelometric Turbidity Units; NC - Not calibrated

Project: Plant Scherer
 Field Staff: *Daniel Howard*

Instrument Calibration

Date: *2/27/23* Time: *0815* *midday check pH*

Parameter	Units	Standard	AquaTROLL SN <i>883635</i>	AquaTROLL SN <i>883635</i>	AquaTROLL SN _____	AquaTROLL SN _____
DO	% saturation	100	<i>102.15</i>			
Conductivity	us/cm	4490	<i>4490</i>			
pH	S.U.	4.00	<i>4.00</i>	<i>4.04</i>		
pH	S.U.	7.00	<i>7.04</i>	<i>7.04</i>		
pH	S.U.	10.00	<i>10.11</i>	<i>10.06</i>		
ORP	mV	228.00	<i>239.5</i>			

Turbidity	Units	Standard	Hach SN <i>220900000</i> <i>343</i>	Hach SN	Hach SN	Hach SN
	NTU	<i>20</i>	<i>20.1</i>			
NTU	<i>100</i>	<i>100</i>				
NTU	<i>800</i>	<i>799</i>				

CK NTU 10 10.0

Date: *2/28/23* Time: *0515* *midday check pH*

Parameter	Units	Standard	AquaTROLL SN <i>883635</i>	AquaTROLL SN <i>883635</i>	AquaTROLL SN _____	AquaTROLL SN _____
DO	% saturation	100	<i>99.37</i>			
Conductivity	us/cm	4490	<i>4490</i>			
pH	S.U.	4.00	<i>4.00</i>	<i>3.98</i>		
pH	S.U.	7.00	<i>7.00</i>	<i>6.97</i>		
pH	S.U.	10.00	<i>10.00</i>	<i>9.99</i>		
ORP	mV	228.00	<i>230.5</i>			

Turbidity	Units	Standard	Hach SN <i>220900000</i> <i>343</i>	Hach SN	Hach SN	Hach SN
	NTU	<i>20</i>	<i>19.7</i>			
NTU	<i>100</i>	<i>100</i>				
NTU	<i>800</i>	<i>802</i>				

CK NTU 10 10.2

Notes: DO - Dissolved Oxygen; us/cm - microsiemens/centimeter; ORP - oxidation-reduction potential; mV - millivolts; NTU - Nephelometric Turbidity Units; NC - Not calibrated

Project: Plant Scherer
 Field Staff: Daniel Howard

Instrument Calibration

Date: 3/1/23 Time: 0525 1315 m:dky ck

Parameter	Units	Standard	AquaTROLL SN 883536	AquaTROLL SN 883536	AquaTROLL SN _____	AquaTROLL SN _____
DO	% saturation	100	99.54			
Conductivity	us/cm	4490	4490			
pH	S.U.	4.00	4.00	4.06		
pH	S.U.	7.00	7.00	7.05		
pH	S.U.	10.00	10.00	9.98		
ORP	mV	228.00	232.5			

Turbidity	Units	Standard	Hach SN 230900000 345	Hach SN	Hach SN	Hach SN
	NTU	20	20.0			
	NTU	100	95.5			
	NTU	800	800			

ck NTU 10 10.1

Date: Time:

Parameter	Units	Standard	AquaTROLL SN _____	AquaTROLL SN _____	AquaTROLL SN _____	AquaTROLL SN _____
DO	% saturation	100				
Conductivity	us/cm	4490				
pH	S.U.	4.00				
pH	S.U.	7.00				
pH	S.U.	10.00				
ORP	mV	228.00				

Turbidity	Units	Standard	Hach SN	Hach SN	Hach SN	Hach SN
	NTU					
	NTU					
	NTU					

Notes: DO - Dissolved Oxygen; us/cm - microsiemens/centimeter; ORP - oxidation-reduction potential; mV - millivolts; NTU - Nephelometric Turbidity Units; NC - Not calibrated

Project: Plant Scherer
 Field Staff:

Instrument Calibration

Date: 2-22-22 Time: 705

Parameter	Units	Standard	AquaTROLL SN	AquaTROLL SN	AquaTROLL SN	AquaTROLL SN
DO	% saturation	100	99.58	728634		
Conductivity	us/cm	4490	4428			
pH	S.U.	4.00	4.08			
pH	S.U.	7.00	7.09			
pH	S.U.	10.00	10.38			
ORP	mV	228.00	222.7			

	Units	Standard	Hach SN	Hach SN	Hach SN	Hach SN
Turbidity	NTU	10.0	9.72	220900337		
	NTU	20.0	21.1			
	NTU	100.0	101			

Date: 2-23-23 Time: 700

Parameter	Units	Standard	AquaTROLL SN 728634	AquaTROLL SN	AquaTROLL SN	AquaTROLL SN
DO	% saturation	100	101.61	7		
Conductivity	us/cm	4490	4554			
pH	S.U.	4.00	4.03			
pH	S.U.	7.00	7.07			
pH	S.U.	10.00	10.02			
ORP	mV	228.00	225.2			

	Units	Standard	Hach SN 220900337	Hach SN	Hach SN	Hach SN
Turbidity	NTU	10.0	9.96			
	NTU	20.0	19.7			
	NTU	100.0	100			

Notes: DO - Dissolved Oxygen; us/cm - microsiemens/centimeter; ORP - oxidation-reduction potential; mV - millivolts; NTU - Nephelometric Turbidity Units; NC - Not calibrated

Project: Plant Scherer
 Field Staff:

Instrument Calibration

Date: 2-24-23 Time: 715

Parameter	Units	Standard	AquaTROLL SN 728634	AquaTROLL SN _____	AquaTROLL SN _____	AquaTROLL SN _____
DO	% saturation	100	100.48			
Conductivity	us/cm	4490	4690			
pH	S.U.	4.00	4.01			
pH	S.U.	7.00	7.01			
pH	S.U.	10.00	10.03			
ORP	mV	228.00	228.8			

Turbidity	Units	Standard	Hach SN 2290 2209	Hach SN D00337	Hach SN	Hach SN
	NTU	10.0	10.0 9.98			
	NTU	20.0	18.7			
	NTU	100.0	96.7			

Date: 2-27-23 Time: 800

Parameter	Units	Standard	AquaTROLL SN 728634	AquaTROLL SN _____	AquaTROLL SN _____	AquaTROLL SN _____
DO	% saturation	100	97.35			
Conductivity	us/cm	4490	4004			
pH	S.U.	4.00	4.03			
pH	S.U.	7.00	7.04			
pH	S.U.	10.00	10.10			
ORP	mV	228.00	236.0			

Turbidity	Units	Standard	Hach SN 22090200337	Hach SN	Hach SN	Hach SN
	NTU	10	9.93			
	NTU	20	20.10			
	NTU	100	102			

Notes: DO - Dissolved Oxygen; us/cm - microsiemens/centimeter; ORP - oxidation-reduction potential; mV - millivolts; NTU - Nephelometric Turbidity Units; NC - Not calibrated

Project: Plant Scherer
Field Staff:

Instrument Calibration

Date: 2-28-23 Time: 715

Parameter	Units	Standard	AquaTROLL SN 728634	AquaTROLL SN	AquaTROLL SN	AquaTROLL SN
DO	% saturation	100	102.55			
Conductivity	us/cm	4490	4532			
pH	S.U.	4.00	4.09			
pH	S.U.	7.00	7.05			
pH	S.U.	10.00	10.07			
ORP	mV	228.00	228.6			

Turbidity	Units	Standard	Hach SN 22090200377	Hach SN	Hach SN	Hach SN
	NTU	0.0 10.0	10.1			
	NTU	1.0 20.0	20.5			
	NTU	10.0 100.0	10.1			

Date: 3-1-23 Time: 800

Parameter	Units	Standard	AquaTROLL SN 728634	AquaTROLL SN	AquaTROLL SN	AquaTROLL SN
DO	% saturation	100	100.04			
Conductivity	us/cm	4490	4966			
pH	S.U.	4.00	4.01			
pH	S.U.	7.00	7.01			
pH	S.U.	10.00	10.04			
ORP	mV	228.00	233.3			

Turbidity	Units	Standard	Hach SN 22090200377	Hach SN	Hach SN	Hach SN
	NTU	0.0 10.0	10.0			
	NTU	1.0 20.0	20.2			
	NTU	10.0 100.0	10.0			

Notes: DO - Dissolved Oxygen; us/cm - microsiemens/centimeter; ORP - oxidation-reduction potential; mV - millivolts; NTU - Nephelometric Turbidity Units; NC - Not calibrated

APPENDIX A

**Instrument Calibration Records
August 2023**

Project: Plant Scherer
Field Staff: *Patrick Wahl*

Instrument Calibration

Date: *08/02/23* Time: *0747* *1245*
BUMP

Parameter	Units	Standard	AquaTROLL SN <u>268202</u>	AquaTROLL SN <u>268202</u>	AquaTROLL SN _____	AquaTROLL SN _____
DO	% saturation	100	<i>49.31</i>			
Conductivity	us/cm	4490	<i>11575.2</i>			
pH	S.U.	4.00	<i>4.11</i>	<i>4.02</i>		
pH	S.U.	7.00	<i>6.98</i>			
pH	S.U.	10.00	<i>9.98</i>			
ORP	mV	228.00	<i>220.8</i>			

Turbidity	Units	Standard	Hach SN <u>131101029655</u>	Hach SN <u>131101029655</u>	Hach SN	Hach SN
	NTU	20.00	<i>20.1</i>			
	NTU	100.00	<i>98.7</i>			
	NTU	300.00	<i>305</i>			

Verification 10 9.67 7.68

Date: *08/03/23* Time: *0753* *1405*
BUMP

Parameter	Units	Standard	AquaTROLL SN <u>268202</u>	AquaTROLL SN <u>268202</u>	AquaTROLL SN _____	AquaTROLL SN _____
DO	% saturation	100	<i>99.93</i>			
Conductivity	us/cm	4490	<i>4450.0</i>			
pH	S.U.	4.00	<i>3.94</i>	<i>4.10</i>		
pH	S.U.	7.00	<i>6.99</i>			
pH	S.U.	10.00	<i>9.98</i>			
ORP	mV	228.00	<i>224.3</i>			

Turbidity	Units	Standard	Hach SN <u>131101029655</u>	Hach SN <u>131101029655</u>	Hach SN	Hach SN
	NTU	20.00	<i>20.2</i>			
	NTU	100.00	<i>101</i>			
	NTU	300.00	<i>295</i>			

Verification 10 9.53 9.59

Notes: DO - Dissolved Oxygen; us/cm - microsiemens/centimeter; ORP - oxidation-reduction potential; mV - millivolts; NTU - Nephelometric Turbidity Units; NC - Not calibrated

Project: Plant Scherer
Field Staff:

Instrument Calibration

Date: 08/07/23 Time: 0856

BUMP
1358

Parameter	Units	Standard	AquaTROLL SN 926202	AquaTROLL SN _____	AquaTROLL SN _____	AquaTROLL SN _____
DO	% saturation	100	100.57			
Conductivity	us/cm	4490	4518.6			
pH	S.U.	4.00	3.94	4.01		
pH	S.U.	7.00	6.67			
pH	S.U.	10.00	9.57			
ORP	mV	228.00	209.4			

Turbidity	Units	Standard	Hach SN 13102024655	Hach SN _____	Hach SN _____	Hach SN _____
	NTU	20.00	20.1			
	NTU	100.00	100			
	NTU	800.00	809			
		1025 10.0	9.49	9.48		

Date: 08/08/23 Time: 0916

Parameter	Units	Standard	AquaTROLL SN 936202	AquaTROLL SN _____	AquaTROLL SN _____	AquaTROLL SN _____
DO	% saturation	100	100.09			
Conductivity	us/cm	4490	4419.4			
pH	S.U.	4.00	3.91			
pH	S.U.	7.00	6.59			
pH	S.U.	10.00	9.49			
ORP	mV	228.00	218.9			

Turbidity	Units	Standard	Hach SN 13102024655	Hach SN _____	Hach SN _____	Hach SN _____
	NTU	20.00	20.1			
	NTU	100.00	100			
	NTU	800.00	793			
		1057 10.0	9.50			

Notes: DO - Dissolved Oxygen; us/cm - microsiemens/centimeter; ORP - oxidation-reduction potential; mV - millivolts; NTU - Nephelometric Turbidity Units; NC - Not calibrated

Project: Plant Scherer
Field Staff: P. WAHL

Instrument Calibration

Bump

Date: 08/02/23 Time: 0730

Parameter	Units	Standard	AquaTROLL SN 968202	AquaTROLL SN _____	AquaTROLL SN _____	AquaTROLL SN _____
DO	% saturation	100	100.48			
Conductivity	us/cm	4490	4474.5			
pH	S.U.	4.00	4.02			
pH	S.U.	7.00	7.00			
pH	S.U.	10.00	9.98			
ORP	mV	228.00	220.9			

Turbidity	Units	Standard	Hach SN 131106024655	Hach SN	Hach SN	Hach SN
	NTU	20.80	20.2			
	NTU	100.40	99.9			
	NTU	200.100 check 10	80.8 9.57			

Date: Time:

Parameter	Units	Standard	AquaTROLL SN _____	AquaTROLL SN _____	AquaTROLL SN _____	AquaTROLL SN _____
DO	% saturation	100				
Conductivity	us/cm	4490				
pH	S.U.	4.00				
pH	S.U.	7.00				
pH	S.U.	10.00				
ORP	mV	228.00	✓			

Turbidity	Units	Standard	Hach SN	Hach SN	Hach SN	Hach SN
	NTU	0.0				
	NTU	1.0				
	NTU	10.0				

Notes: DO - Dissolved Oxygen; us/cm - microsiemens/centimeter; ORP - oxidation-reduction potential; mV - millivolts; NTU - Nephelometric Turbidity Units; NC - Not calibrated

Project: Plant Scherer
Field Staff: M. MANU

Instrument Calibration

Date: _____ Time: 08/01/23 | 08/02/23 | 08/03/23
1100 | 1400 | 1225

Parameter	Units	Standard	AquaTROLL SN 968202	AquaTROLL SN 968202	AquaTROLL SN 468202	AquaTROLL SN _____
DO	% saturation	100	107.52			
Conductivity	us/cm	4490	5371.0			
pH	S.U.	4.00	4.10	4.10	4.10	
pH	S.U.	7.00	7.17	7.04	7.04	
pH	S.U.	10.00	10.30	9.96	9.98	
ORP	mV	228.00	232.7			

Turbidity	Units	Standard	Hach SN 13110229659	Hach SN	Hach SN	Hach SN
	NTU	20 0.0	NA			
	NTU	100 1.0	102			
	NTU	1000 10.0	801			

Date: _____ Time: _____

Parameter	Units	Standard	AquaTROLL SN _____	AquaTROLL SN _____	AquaTROLL SN _____	AquaTROLL SN _____
DO	% saturation	100				
Conductivity	us/cm	4490				
pH	S.U.	4.00				
pH	S.U.	7.00				
pH	S.U.	10.00				
ORP	mV	228.00				

Turbidity	Units	Standard	Hach SN	Hach SN	Hach SN	Hach SN
	NTU	0.0				
	NTU	1.0				
	NTU	10.0				

Notes: DO - Dissolved Oxygen; us/cm - microsiemens/centimeter; ORP - oxidation-reduction potential; mV - millivolts; NTU - Nphelometric Turbidity Units; NC - Not calibrated



Project: Plant Scherer
Field Staff: T. Eason / M. MANN

Instrument Calibration

Date: Time: 8/2/23 8/3/23 8/7/23 8/8/23
0754 0858 1340

Parameter	Units	Standard	AquaTROLL SN 980712	AquaTROLL SN 980712	AquaTROLL SN 980712	AquaTROLL SN 980712
DO	% saturation	100	115.21	97.71	104.74	
Conductivity	us/cm	4490	5016.7	4811.1	4585.3	
pH	S.U.	4.00	4.16	4.04	4.08	4.01
pH	S.U.	7.00	7.01	6.97	7.00	7.01
pH	S.U.	10.00	10.22	9.92	9.96	9.98
ORP	mV	228.00	230.7	225.8	224.4	

Turbidity	Units	Standard	Hach SN 11080011931	Hach SN 11080011931	Hach SN 11080011931	Hach SN
	NTU	20-00		20.4	23.1	20.1
NTU	100 T.U		98.5	117	97.5	
NTU	800 T.U		787	867	787	

Date: Time: 8/8/23 8/8/23 8/9/23
0800 1355 0825

Parameter	Units	Standard	AquaTROLL SN 980712	AquaTROLL SN 980712	AquaTROLL SN 980712	AquaTROLL SN
DO	% saturation	100	103.2		99.32	
Conductivity	us/cm	4490	4409.6		4431.3	
pH	S.U.	4.00	3.98	4.10	4.08	4
pH	S.U.	7.00	7.02	7.03	7.00	
pH	S.U.	10.00	9.99	10.03	10.02	
ORP	mV	228.00	218.1		221.7	

Turbidity	Units	Standard	Hach SN 11080011931	Hach SN 22080600239	Hach SN 22090000239	Hach SN
	NTU	20-00		21.5	19.7	20.5
NTU	100 T.U		95.0	78.7	101	
NTU	800 T.U		803	786	803	

Notes: DO - Dissolved Oxygen; us/cm - microsiemens/centimeter; ORP - oxidation-reduction potential; mV - millivolts; NTU - Nephelometric Turbidity Units; NC - Not calibrated

Project: Plant Scherer
Field Staff: *Bob Bolding*

Instrument Calibration

Date: *08/01/23* Time: *1200*

Parameter	Units	Standard	AquaTROLL SN <i>850767</i>	AquaTROLL SN _____	AquaTROLL SN _____	AquaTROLL SN _____
DO	% saturation	100	<i>111.61</i>			
Conductivity	us/cm	4490	<i>4420</i>			
pH	S.U.	4.00	<i>7.03</i>			
pH	S.U.	7.00	<i>6.99</i>			
pH	S.U.	10.00	<i>9.95</i>			
ORP	mV	228.00	<i>230.7</i>			

Turbidity	Units	Standard	Hach SN <i>14080103442</i>	Hach SN	Hach SN	Hach SN
	NTU	<i>20.0</i>	<i>20.0</i>			
	NTU	<i>100.0</i>	<i>98.2</i>			
	NTU	<i>800.0</i>	<i>799</i>			
		<i>10</i>	<i>10.0</i>			

Date: _____ Time: _____

Parameter	Units	Standard	AquaTROLL SN _____	AquaTROLL SN _____	AquaTROLL SN _____	AquaTROLL SN _____
DO	% saturation	100				
Conductivity	us/cm	4490				
pH	S.U.	4.00				
pH	S.U.	7.00				
pH	S.U.	10.00				
ORP	mV	228.00				

Turbidity	Units	Standard	Hach SN	Hach SN	Hach SN	Hach SN
	NTU	0.0				
	NTU	1.0				
	NTU	10.0				

Notes: DO - Dissolved Oxygen; us/cm - microsiemens/centimeter; ORP - oxidation-reduction potential; mV - millivolts; NTU - Nephelometric Turbidity Units; NC - Not calibrated

Project: Plant Scherer
Field Staff: R Bolding

Instrument Calibration

Date: Time: 0900 0720 0720
8/7/23 8/8/23 8/8/23

Parameter	Units	Standard	AquaTROLL SN 850767	AquaTROLL SN SAME	AquaTROLL SN 850767	AquaTROLL SN
DO	% saturation	100	100.6		100.64	
Conductivity	us/cm	4490	4625		4376	
pH	S.U.	4.00	4.01		4.03	
pH	S.U.	7.00	6.94		7.03	
pH	S.U.	10.00	10.00		9.98	
ORP	mV	228.00	232.6		211	

Turbidity	Units	Standard	Hach SN 1408000	Hach SN 34447	Hach SN	Hach SN
	NTU	20.0	20.5	20.4	19.7	
	NTU	100.0	106	106	98.6	
	NTU	200.0	10	807	783	

10.6 ✓ 10.4 ✓

Date: Time:

Parameter	Units	Standard	AquaTROLL SN	AquaTROLL SN	AquaTROLL SN	AquaTROLL SN
DO	% saturation	100				
Conductivity	us/cm	4490				
pH	S.U.	4.00				
pH	S.U.	7.00				
pH	S.U.	10.00				
ORP	mV	228.00				

Turbidity	Units	Standard	Hach SN	Hach SN	Hach SN	Hach SN
	NTU	0.0				
	NTU	1.0				
	NTU	10.0				

Notes: DO - Dissolved Oxygen; us/cm - microsiemens/centimeter; ORP - oxidation-reduction potential; mV - millivolts; NTU - Nphelometric Turbidity Units; NC - Not calibrated

August 2023

Daily Calibration Log

31406440.008
31406440.022

Project: Plant Scherer
Field Staff:

8/9/23
0718

Instrument Calibration

Date: Time: 8:50:767

Parameter	Units	Standard	AquaTROLL SN 8507	AquaTROLL SN _____	AquaTROLL SN _____	AquaTROLL SN _____
DO	% saturation	100	98.01			
Conductivity	us/cm	4490	4598			
pH	S.U.	4.00	4.01			
pH	S.U.	7.00	7.01			
pH	S.U.	10.00	10.03			
ORP	mV	228.00	233			

Turbidity	Units	Standard	Hach SN L40600	Hach SN 34447	Hach SN	Hach SN
	NTU	20.00	19.7			
	NTU	100.00	100			
	NTU	300.00	789			

Date: Time: 10.8 ✓

Parameter	Units	Standard	AquaTROLL SN _____	AquaTROLL SN _____	AquaTROLL SN _____	AquaTROLL SN _____
DO	% saturation	100				
Conductivity	us/cm	4490				
pH	S.U.	4.00				
pH	S.U.	7.00				
pH	S.U.	10.00				
ORP	mV	228.00				

Turbidity	Units	Standard	Hach SN	Hach SN	Hach SN	Hach SN
	NTU	0.0				
	NTU	1.0				
	NTU	10.0				

Notes: DO - Dissolved Oxygen; us/cm - microsiemens/centimeter; ORP - oxidation-reduction potential; mV - millivolts; NTU - Nphelometric Turbidity Units; NC - Not calibrated

Project: Plant Scherer
Field Staff: C. Towell

Instrument Calibration

Date: 8/1 Time: 8/1 ^{11:00} 8/2 ^{09:00}

8/1 Pump
test:
pH 4 = 3.96
pH 7 = 7.03
pH 10 = 10.0

Parameter	Units	Standard	AquaTROLL SN 877800	AquaTROLL SN 877800	AquaTROLL SN _____	AquaTROLL SN _____
DO	% saturation	100	95.96	102.14		
Conductivity	us/cm	4490	4447.1	4475.3		
pH	S.U.	4.00	4.06	3.99		
pH	S.U.	7.00	7.25	6.98		
pH	S.U.	10.00	10.2	9.97		
ORP	mV	228.00	229.3	224.1		

Turbidity	Units	Standard	Hach SN 2209000005	Hach SN 22090	Hach SN	Hach SN
	NTU	0.10	9.70	9.70	9.76	
NTU	1.0	19.9	19.9	20.2		
NTU	10.0	99.5	99.5	99.4		

NTU 800 768 796

Date: Time:

Parameter	Units	Standard	AquaTROLL SN _____	AquaTROLL SN _____	AquaTROLL SN _____	AquaTROLL SN _____
DO	% saturation	100				
Conductivity	us/cm	4490				
pH	S.U.	4.00				
pH	S.U.	7.00				
pH	S.U.	10.00				
ORP	mV	228.00				

Turbidity	Units	Standard	Hach SN	Hach SN	Hach SN	Hach SN
	NTU	0.0				
NTU	1.0					
NTU	10.0					

Notes: DO - Dissolved Oxygen; us/cm - microsiemens/centimeter; ORP - oxidation-reduction potential; mV - millivolts; NTU - Nephelometric Turbidity Units; NC - Not calibrated

August 2023

Daily Calibration Log

31406440.008
31406440.022

Project: Plant Scherer
Field Staff: R. Boldi

Instrument Calibration

Date: 8/2/23 8/3/23 Time:

Parameter	Units	Standard	AquaTROLL SN 85076	AquaTROLL SN 85076	AquaTROLL SN	AquaTROLL SN
DO	% saturation	100	99.98	100.43		
Conductivity	us/cm	4490	4416	4491		
pH	S.U.	4.00	4.02	7.03		
pH	S.U.	7.00	6.97	7.03		
pH	S.U.	10.00	9.96	10.22		
ORP	mV	228.00	223	219.8		

Turbidity	Units	Standard	Hach SN 1408000	Hach SN 1408000	Hach SN 4447	Hach SN
	NTU	20.00	34997	20.7	19.7	
NTU	10.00	101	770	96.8		
NTU	1.0	9.65	7.54			

Date: Time:

Parameter	Units	Standard	AquaTROLL SN	AquaTROLL SN	AquaTROLL SN	AquaTROLL SN
DO	% saturation	100				
Conductivity	us/cm	4490				
pH	S.U.	4.00				
pH	S.U.	7.00				
pH	S.U.	10.00				
ORP	mV	228.00				

Turbidity	Units	Standard	Hach SN	Hach SN	Hach SN	Hach SN
	NTU	0.0				
NTU	1.0					
NTU	10.0					

Notes: DO - Dissolved Oxygen; us/cm - microsiemens/centimeter; ORP - oxidation-reduction potential; mV - millivolts; NTU - Nephelometric Turbidity Units; NC - Not calibrated

Project: Plant Scherer
Field Staff: T Eason

Instrument Calibration

Date: 8/1/23 Time: 10:14
 8/1/23 0:35
 8/3/23

Parameter	Units	Standard	AquaTROLL SN 728634	AquaTROLL SN 728634	AquaTROLL SN 728634	AquaTROLL SN 728634
DO	% saturation	100	103.86	104.11	100.09	100.99
Conductivity	us/cm	4490	4487.0	4612.5	4557.2	4557.2
pH	S.U.	4.00	4.03	3.94	4.07	4.07
pH	S.U.	7.00	7.01	6.94	7.02	7.02
pH	S.U.	10.00	10.34	9.88	10.05	10.05
ORP	mV	228.00	231.3	232.8	225.9	225.9

Bump (5/3)

Turbidity	Units	Standard	Hach SN 20030106357	Hach SN 20030106357	Hach SN 20030106357	Hach SN 20030106357
	NTU	20-0.0	20.1	20	19.7	20.5
NTU	100-1.0	97.9	99.4	99.6	101	92
NTU	100-10.0	788	788	803	805	804
	10	9.41	9.31	9.67	9.07	9.05

20.3
92
804
9.05

Date: Time:

Parameter	Units	Standard	AquaTROLL SN 728634	AquaTROLL SN 728634	AquaTROLL SN	AquaTROLL SN
DO	% saturation	100	99.74	100.71		
Conductivity	us/cm	4490	4533.4	4259.0		
pH	S.U.	4.00	4.01	4.0		
pH	S.U.	7.00	7.04	7.01		
pH	S.U.	10.00	10.08	10.02		
ORP	mV	228.00	227.8	226.7		

Bump (10/7) 8/8/23 Bump (3/5)

Turbidity	Units	Standard	Hach SN 20030106357	Hach SN	Hach SN 20030106357	Hach SN
	NTU	20-0.0	19.7	19.7	15.6	22.3
NTU	100-1.0	101	101	96.6	110	107
NTU	100-10.0	797	797	789	819	789
	10	9.32	9.06	9.80	4.63	

Notes: DO - Dissolved Oxygen us/cm - microsiemens/centimeter, ORP - oxidation-reduction potential; mV - millivolts; NTU - Nephelometric Turbidity Units, NC - Not calibrated



Project: Plant Scherer
Field Staff

Instrument Calibration

Date: Time: 8/9/23

Parameter	Units	Standard	AquaTROLL SN 718624	AquaTROLL SN _____	AquaTROLL SN _____	AquaTROLL SN _____
DO	% saturation	100	89.5			
Conductivity	us/cm	4490	4458			
pH	S.U.	4.00	4.02			
pH	S.U.	7.00	7.99			
pH	S.U.	10.00	10.05			
ORP	mV	228.00	222.8			

Turbidity	Units	Standard	Hach SN 2002001517	Hach SN _____	Hach SN _____	Hach SN _____
	NTU	20-50	18.9			
	NTU	100-200	91.9			
	NTU	200-1000	281			

10 9.21

Date: Time:

Parameter	Units	Standard	AquaTROLL SN _____	AquaTROLL SN _____	AquaTROLL SN _____	AquaTROLL SN _____
DO	% saturation	100				
Conductivity	us/cm	4490				
pH	S.U.	4.00				
pH	S.U.	7.00				
pH	S.U.	10.00				
ORP	mV	228.00				

Turbidity	Units	Standard	Hach SN _____	Hach SN _____	Hach SN _____	Hach SN _____
	NTU	0.0				
	NTU	1.0				
	NTU	10.0				

Notes: DO - Dissolved Oxygen; us/cm - microsiemens/cmeter; ORP - oxidation-reduction potential; mV - millivolts; NTU - Nephelometric Turbidity Units; NC - Not calibrated

APPENDIX B

Analytical Results, Data Validation Summaries
and Laboratory Accreditation

APPENDIX B

Analytical Results
February 2023



ANALYTICAL REPORT

PREPARED FOR

Attn: Joju Abraham
Southern Company
241 Ralph McGill Blvd SE
B10185
Atlanta, Georgia 30308

Generated 3/29/2023 2:59:32 PM Revision 1

JOB DESCRIPTION

GPC Plant Scherer - Ash Pond

JOB NUMBER

680-230928-1

Eurofins Savannah

Job Notes

The test results in this report meet NELAP requirements for parameters for which accreditation is required or available. Any exceptions to the NELAP requirements are noted. Results pertain only to samples listed in this report. This report may not be reproduced, except in full, without the written approval of the laboratory. Questions should be directed to the person who signed this report.

The test results in this report relate only to the samples as received by the laboratory and will meet all requirements of the methodology, with any exceptions noted. This report shall not be reproduced except in full, without the express written approval of the laboratory. All questions should be directed to the Eurofins Environment Testing Southeast, LLC Project Manager.

Authorization



Authorized for release by
David Fuller, Project Manager
David.Fuller@et.eurofinsus.com
(770)344-8986

Generated
3/29/2023 2:59:32 PM
Revision 1

Definitions/Glossary

Client: Southern Company
Project/Site: GPC Plant Scherer - Ash Pond

Job ID: 680-230928-1

Qualifiers

HPLC/IC

Qualifier	Qualifier Description
J	Result is less than the RL but greater than or equal to the MDL and the concentration is an approximate value.

Metals

Qualifier	Qualifier Description
^+	Continuing Calibration Verification (CCV) is outside acceptance limits, high biased.
J	Result is less than the RL but greater than or equal to the MDL and the concentration is an approximate value.

General Chemistry

Qualifier	Qualifier Description
cn	Refer to Case Narrative for further detail
F5	Duplicate RPD exceeds limit, and one or both sample results are less than 5 times RL, and the absolute difference between results is < the upper reporting limits for both.

Glossary

Abbreviation	These commonly used abbreviations may or may not be present in this report.
α	Listed under the "D" column to designate that the result is reported on a dry weight basis
%R	Percent Recovery
CFL	Contains Free Liquid
CFU	Colony Forming Unit
CNF	Contains No Free Liquid
DER	Duplicate Error Ratio (normalized absolute difference)
Dil Fac	Dilution Factor
DL	Detection Limit (DoD/DOE)
DL, RA, RE, IN	Indicates a Dilution, Re-analysis, Re-extraction, or additional Initial metals/anion analysis of the sample
DLC	Decision Level Concentration (Radiochemistry)
EDL	Estimated Detection Limit (Dioxin)
LOD	Limit of Detection (DoD/DOE)
LOQ	Limit of Quantitation (DoD/DOE)
MCL	EPA recommended "Maximum Contaminant Level"
MDA	Minimum Detectable Activity (Radiochemistry)
MDC	Minimum Detectable Concentration (Radiochemistry)
MDL	Method Detection Limit
ML	Minimum Level (Dioxin)
MPN	Most Probable Number
MQL	Method Quantitation Limit
NC	Not Calculated
ND	Not Detected at the reporting limit (or MDL or EDL if shown)
NEG	Negative / Absent
POS	Positive / Present
PQL	Practical Quantitation Limit
PRES	Presumptive
QC	Quality Control
RER	Relative Error Ratio (Radiochemistry)
RL	Reporting Limit or Requested Limit (Radiochemistry)
RPD	Relative Percent Difference, a measure of the relative difference between two points
TEF	Toxicity Equivalent Factor (Dioxin)
TEQ	Toxicity Equivalent Quotient (Dioxin)
TNTC	Too Numerous To Count

Sample Summary

Client: Southern Company
Project/Site: GPC Plant Scherer - Ash Pond

Job ID: 680-230928-1

Lab Sample ID	Client Sample ID	Matrix	Collected	Received
680-230928-1	SCH-SGWA-1	Water	02/21/23 13:20	02/23/23 14:49
680-230928-2	SCH-AP1-FB-1	Water	02/21/23 16:20	02/23/23 14:49
680-230928-3	SCH-SGWA-5	Water	02/21/23 15:18	02/23/23 14:49
680-230928-4	SCH-AP1-EB-1	Water	02/21/23 16:08	02/23/23 14:49
680-230928-5	SCH-SGWA-3	Water	02/21/23 16:02	02/23/23 14:49

1

2

3

4

5

6

7

8

9

10

11

12

Case Narrative

Client: Southern Company
Project/Site: GPC Plant Scherer - Ash Pond

Job ID: 680-230928-1

Job ID: 680-230928-1

Laboratory: Eurofins Savannah

Narrative

Job Narrative 680-230928-1

Revision 1

The report being provided is a revision of the original report sent on 3/22/2023. The report (revision 1) is being revised in order to add the missing sample receipt checklist to the end of report.

Receipt

The samples were received on 2/23/2023 2:49 PM. Unless otherwise noted below, the samples arrived in good condition, and, where required, properly preserved and on ice. The temperature of the cooler at receipt time was 2.6°C

HPLC/IC

No additional analytical or quality issues were noted, other than those described above or in the Definitions/ Glossary page.

Metals

Method 6020B: The continuing calibration verification (CCV) associated with batch 180-427388 recovered above the upper control limit for beryllium. The samples associated with this CCV were non-detects for the affected analytes; therefore, the data have been reported. The associated samples are impacted: SCH-SGWA-1 (680-230928-1), SCH-AP1-FB-1 (680-230928-2), SCH-SGWA-5 (680-230928-3), SCH-AP1-EB-1 (680-230928-4), SCH-SGWA-3 (680-230928-5), (CCV 180-427388/57), (LCS 180-427312/2-A), (680-230928-E-1-B MS), (680-230928-E-1-C MSD), (680-230928-E-1-A PDS) and (680-230928-E-1-A SD ^5).

No additional analytical or quality issues were noted, other than those described above or in the Definitions/ Glossary page.

General Chemistry

Method 2320B: pH is below 4.5 so ND are expected. SCH-AP1-FB-1 (680-230928-2) and SCH-AP1-EB-1 (680-230928-4)

Method 2540C_Calcd: The sample duplicate precision for the following sample associated with analytical batch 180-427325 was outside control limits: SCH-SGWA-1 (680-230928-1). The associated Laboratory Control Sample (LCS) precision met acceptance criteria.

Method 9034_Calc: A deviation from the Standard Operating Procedure (SOP) occurred. Details are as follows: samples received with headspace

No additional analytical or quality issues were noted, other than those described above or in the Definitions/ Glossary page.

Client Sample Results

Client: Southern Company
Project/Site: GPC Plant Scherer - Ash Pond

Job ID: 680-230928-1

Client Sample ID: SCH-SGWA-1

Lab Sample ID: 680-230928-1

Date Collected: 02/21/23 13:20

Matrix: Water

Date Received: 02/23/23 14:49

Method: EPA 300.0 R2.1 - Anions, Ion Chromatography

Analyte	Result	Qualifier	RL	MDL	Unit	D	Prepared	Analyzed	Dil Fac
Chloride	2.0		1.0	0.71	mg/L			02/23/23 19:05	1
Fluoride	0.048	J	0.10	0.026	mg/L			02/23/23 19:05	1
Sulfate	1.3		1.0	0.76	mg/L			02/23/23 19:05	1

Method: SW846 EPA 6020B - Metals (ICP/MS) - Total Recoverable

Analyte	Result	Qualifier	RL	MDL	Unit	D	Prepared	Analyzed	Dil Fac
Antimony	<0.00097		0.0020	0.00097	mg/L		02/23/23 14:20	02/24/23 10:45	1
Arsenic	<0.00028		0.0010	0.00028	mg/L		02/23/23 14:20	02/24/23 10:45	1
Barium	0.049		0.010	0.0031	mg/L		02/23/23 14:20	02/24/23 10:45	1
Beryllium	0.00036	J ^+	0.0025	0.00027	mg/L		02/23/23 14:20	02/24/23 10:45	1
Boron	<0.060		0.080	0.060	mg/L		02/23/23 14:20	02/24/23 10:45	1
Cadmium	<0.00022		0.0025	0.00022	mg/L		02/23/23 14:20	02/24/23 10:45	1
Calcium	2.2		0.50	0.13	mg/L		02/23/23 14:20	02/24/23 10:45	1
Chromium	0.0025		0.0020	0.0015	mg/L		02/23/23 14:20	02/24/23 10:45	1
Cobalt	0.00071	J	0.0025	0.00026	mg/L		02/23/23 14:20	02/24/23 10:45	1
Iron	<0.028		0.050	0.028	mg/L		02/23/23 14:20	02/24/23 10:45	1
Lead	<0.00038		0.0010	0.00038	mg/L		02/23/23 14:20	02/24/23 10:45	1
Lithium	0.0022	J	0.0050	0.0013	mg/L		02/23/23 14:20	02/24/23 10:45	1
Magnesium	0.95		0.50	0.050	mg/L		02/23/23 14:20	02/24/23 10:45	1
Manganese	0.099		0.0050	0.0013	mg/L		02/23/23 14:20	02/24/23 10:45	1
Molybdenum	<0.00061		0.015	0.00061	mg/L		02/23/23 14:20	02/24/23 10:45	1
Potassium	0.71		0.50	0.16	mg/L		02/23/23 14:20	02/24/23 10:45	1
Selenium	<0.00074		0.0050	0.00074	mg/L		02/23/23 14:20	02/24/23 10:45	1
Sodium	3.1		0.50	0.18	mg/L		02/23/23 14:20	02/24/23 10:45	1
Thallium	<0.00047		0.0010	0.00047	mg/L		02/23/23 14:20	02/24/23 10:45	1

Method: SW846 EPA 7470A - Mercury (CVAA)

Analyte	Result	Qualifier	RL	MDL	Unit	D	Prepared	Analyzed	Dil Fac
Mercury	<0.00013		0.00020	0.00013	mg/L		03/09/23 09:25	03/09/23 12:56	1

General Chemistry

Analyte	Result	Qualifier	RL	MDL	Unit	D	Prepared	Analyzed	Dil Fac
Sulfide (SW846 EPA 9034)	<2.1	cn	3.0	2.1	mg/L		02/24/23 09:01	02/24/23 15:16	1
Total Dissolved Solids (SM 2540C)	41		10	10	mg/L			02/23/23 17:25	1
Ferric Iron (SM 3500)	<0.0061		0.050	0.0061	mg/L			03/22/23 08:58	1
Total Alkalinity as CaCO3 to pH 4.5 (SM18 SM2320 B)	14		5.0	5.0	mg/L			02/27/23 13:57	1
Bicarbonate Alkalinity as CaCO3 (SM18 SM2320 B)	14		5.0	5.0	mg/L			02/27/23 13:57	1
Carbonate Alkalinity as CaCO3 (SM18 SM2320 B)	<5.0		5.0	5.0	mg/L			02/27/23 13:57	1

Method: EPA Field Sampling - Field Sampling

Analyte	Result	Qualifier	RL	MDL	Unit	D	Prepared	Analyzed	Dil Fac
pH	5.28				SU			02/21/23 13:20	1
Ferrous Iron	0.5				mg/L			02/21/23 13:20	1

Eurofins Savannah

Client Sample Results

Client: Southern Company
Project/Site: GPC Plant Scherer - Ash Pond

Job ID: 680-230928-1

Client Sample ID: SCH-AP1-FB-1

Lab Sample ID: 680-230928-2

Date Collected: 02/21/23 16:20

Matrix: Water

Date Received: 02/23/23 14:49

Method: EPA 300.0 R2.1 - Anions, Ion Chromatography

Analyte	Result	Qualifier	RL	MDL	Unit	D	Prepared	Analyzed	Dil Fac
Chloride	<0.71		1.0	0.71	mg/L			02/23/23 19:23	1
Fluoride	0.037	J	0.10	0.026	mg/L			02/23/23 19:23	1
Sulfate	<0.76		1.0	0.76	mg/L			02/23/23 19:23	1

Method: SW846 EPA 6020B - Metals (ICP/MS) - Total Recoverable

Analyte	Result	Qualifier	RL	MDL	Unit	D	Prepared	Analyzed	Dil Fac
Antimony	<0.00097		0.0020	0.00097	mg/L		02/23/23 14:20	02/24/23 11:03	1
Arsenic	<0.00028		0.0010	0.00028	mg/L		02/23/23 14:20	02/24/23 11:03	1
Barium	<0.0031		0.010	0.0031	mg/L		02/23/23 14:20	02/24/23 11:03	1
Beryllium	<0.00027	^+	0.0025	0.00027	mg/L		02/23/23 14:20	02/24/23 11:03	1
Boron	<0.060		0.080	0.060	mg/L		02/23/23 14:20	02/24/23 11:03	1
Cadmium	<0.00022		0.0025	0.00022	mg/L		02/23/23 14:20	02/24/23 11:03	1
Calcium	<0.13		0.50	0.13	mg/L		02/23/23 14:20	02/24/23 11:03	1
Chromium	<0.0015		0.0020	0.0015	mg/L		02/23/23 14:20	02/24/23 11:03	1
Cobalt	<0.00026		0.0025	0.00026	mg/L		02/23/23 14:20	02/24/23 11:03	1
Iron	<0.028		0.050	0.028	mg/L		02/23/23 14:20	02/24/23 11:03	1
Lead	<0.00038		0.0010	0.00038	mg/L		02/23/23 14:20	02/24/23 11:03	1
Lithium	<0.0013		0.0050	0.0013	mg/L		02/23/23 14:20	02/24/23 11:03	1
Magnesium	<0.050		0.50	0.050	mg/L		02/23/23 14:20	02/24/23 11:03	1
Manganese	<0.0013		0.0050	0.0013	mg/L		02/23/23 14:20	02/24/23 11:03	1
Molybdenum	<0.00061		0.015	0.00061	mg/L		02/23/23 14:20	02/24/23 11:03	1
Potassium	<0.16		0.50	0.16	mg/L		02/23/23 14:20	02/24/23 11:03	1
Selenium	<0.00074		0.0050	0.00074	mg/L		02/23/23 14:20	02/24/23 11:03	1
Sodium	<0.18		0.50	0.18	mg/L		02/23/23 14:20	02/24/23 11:03	1
Thallium	<0.00047		0.0010	0.00047	mg/L		02/23/23 14:20	02/24/23 11:03	1

Method: SW846 EPA 7470A - Mercury (CVAA)

Analyte	Result	Qualifier	RL	MDL	Unit	D	Prepared	Analyzed	Dil Fac
Mercury	<0.00013		0.00020	0.00013	mg/L		03/09/23 09:25	03/09/23 12:57	1

General Chemistry

Analyte	Result	Qualifier	RL	MDL	Unit	D	Prepared	Analyzed	Dil Fac
Sulfide (SW846 EPA 9034)	<2.1	cn	3.0	2.1	mg/L		02/24/23 09:01	02/24/23 15:19	1
Total Dissolved Solids (SM 2540C)	<10		10	10	mg/L			02/23/23 17:25	1
Total Alkalinity as CaCO3 to pH 4.5 (SM18 SM2320 B)	<5.0		5.0	5.0	mg/L			02/23/23 22:40	1
Bicarbonate Alkalinity as CaCO3 (SM18 SM2320 B)	<5.0		5.0	5.0	mg/L			02/23/23 22:40	1
Carbonate Alkalinity as CaCO3 (SM18 SM2320 B)	<5.0		5.0	5.0	mg/L			02/23/23 22:40	1

Client Sample ID: SCH-SGWA-5

Lab Sample ID: 680-230928-3

Date Collected: 02/21/23 15:18

Matrix: Water

Date Received: 02/23/23 14:49

Method: EPA 300.0 R2.1 - Anions, Ion Chromatography

Analyte	Result	Qualifier	RL	MDL	Unit	D	Prepared	Analyzed	Dil Fac
Chloride	2.0		1.0	0.71	mg/L			02/23/23 19:42	1
Fluoride	0.039	J	0.10	0.026	mg/L			02/23/23 19:42	1
Sulfate	1.2		1.0	0.76	mg/L			02/23/23 19:42	1

Eurofins Savannah

Client Sample Results

Client: Southern Company
Project/Site: GPC Plant Scherer - Ash Pond

Job ID: 680-230928-1

Client Sample ID: SCH-SGWA-5

Lab Sample ID: 680-230928-3

Date Collected: 02/21/23 15:18

Matrix: Water

Date Received: 02/23/23 14:49

Method: SW846 EPA 6020B - Metals (ICP/MS) - Total Recoverable

Analyte	Result	Qualifier	RL	MDL	Unit	D	Prepared	Analyzed	Dil Fac
Antimony	<0.00097		0.0020	0.00097	mg/L		02/23/23 14:20	02/24/23 11:07	1
Arsenic	<0.00028		0.0010	0.00028	mg/L		02/23/23 14:20	02/24/23 11:07	1
Barium	0.012		0.010	0.0031	mg/L		02/23/23 14:20	02/24/23 11:07	1
Beryllium	<0.00027	^+	0.0025	0.00027	mg/L		02/23/23 14:20	02/24/23 11:07	1
Boron	<0.060		0.080	0.060	mg/L		02/23/23 14:20	02/24/23 11:07	1
Cadmium	<0.00022		0.0025	0.00022	mg/L		02/23/23 14:20	02/24/23 11:07	1
Calcium	1.8		0.50	0.13	mg/L		02/23/23 14:20	02/24/23 11:07	1
Chromium	0.0017	J	0.0020	0.0015	mg/L		02/23/23 14:20	02/24/23 11:07	1
Cobalt	<0.00026		0.0025	0.00026	mg/L		02/23/23 14:20	02/24/23 11:07	1
Iron	<0.028		0.050	0.028	mg/L		02/23/23 14:20	02/24/23 11:07	1
Lead	<0.00038		0.0010	0.00038	mg/L		02/23/23 14:20	02/24/23 11:07	1
Lithium	0.0020	J	0.0050	0.0013	mg/L		02/23/23 14:20	02/24/23 11:07	1
Magnesium	0.59		0.50	0.050	mg/L		02/23/23 14:20	02/24/23 11:07	1
Manganese	0.0036	J	0.0050	0.0013	mg/L		02/23/23 14:20	02/24/23 11:07	1
Molybdenum	<0.00061		0.015	0.00061	mg/L		02/23/23 14:20	02/24/23 11:07	1
Potassium	0.52		0.50	0.16	mg/L		02/23/23 14:20	02/24/23 11:07	1
Selenium	<0.00074		0.0050	0.00074	mg/L		02/23/23 14:20	02/24/23 11:07	1
Sodium	11		0.50	0.18	mg/L		02/23/23 14:20	02/24/23 11:07	1
Thallium	<0.00047		0.0010	0.00047	mg/L		02/23/23 14:20	02/24/23 11:07	1

Method: SW846 EPA 7470A - Mercury (CVAA)

Analyte	Result	Qualifier	RL	MDL	Unit	D	Prepared	Analyzed	Dil Fac
Mercury	<0.00013		0.00020	0.00013	mg/L		03/09/23 09:25	03/09/23 12:58	1

General Chemistry

Analyte	Result	Qualifier	RL	MDL	Unit	D	Prepared	Analyzed	Dil Fac
Sulfide (SW846 EPA 9034)	<2.1	cn	3.0	2.1	mg/L		02/24/23 09:01	02/24/23 15:21	1
Total Dissolved Solids (SM 2540C)	65		10	10	mg/L			02/23/23 17:25	1
Ferric Iron (SM 3500)	<0.0061		0.050	0.0061	mg/L			03/22/23 08:58	1
Total Alkalinity as CaCO3 to pH 4.5 (SM18 SM2320 B)	31		5.0	5.0	mg/L			02/23/23 22:43	1
Bicarbonate Alkalinity as CaCO3 (SM18 SM2320 B)	31		5.0	5.0	mg/L			02/23/23 22:43	1
Carbonate Alkalinity as CaCO3 (SM18 SM2320 B)	<5.0		5.0	5.0	mg/L			02/23/23 22:43	1

Method: EPA Field Sampling - Field Sampling

Analyte	Result	Qualifier	RL	MDL	Unit	D	Prepared	Analyzed	Dil Fac
pH	5.60				SU			02/21/23 15:18	1
Ferrous Iron	0.0				mg/L			02/21/23 15:18	1

Client Sample ID: SCH-AP1-EB-1

Lab Sample ID: 680-230928-4

Date Collected: 02/21/23 16:08

Matrix: Water

Date Received: 02/23/23 14:49

Method: EPA 300.0 R2.1 - Anions, Ion Chromatography

Analyte	Result	Qualifier	RL	MDL	Unit	D	Prepared	Analyzed	Dil Fac
Chloride	<0.71		1.0	0.71	mg/L			02/23/23 20:00	1
Fluoride	0.048	J	0.10	0.026	mg/L			02/23/23 20:00	1
Sulfate	0.89	J	1.0	0.76	mg/L			02/23/23 20:00	1

Eurofins Savannah

Client Sample Results

Client: Southern Company
Project/Site: GPC Plant Scherer - Ash Pond

Job ID: 680-230928-1

Client Sample ID: SCH-AP1-EB-1

Lab Sample ID: 680-230928-4

Date Collected: 02/21/23 16:08

Matrix: Water

Date Received: 02/23/23 14:49

Method: SW846 EPA 6020B - Metals (ICP/MS) - Total Recoverable

Analyte	Result	Qualifier	RL	MDL	Unit	D	Prepared	Analyzed	Dil Fac
Antimony	<0.00097		0.0020	0.00097	mg/L		02/23/23 14:20	02/24/23 11:21	1
Arsenic	<0.00028		0.0010	0.00028	mg/L		02/23/23 14:20	02/24/23 11:21	1
Barium	<0.0031		0.010	0.0031	mg/L		02/23/23 14:20	02/24/23 11:21	1
Beryllium	<0.00027	^+	0.0025	0.00027	mg/L		02/23/23 14:20	02/24/23 11:21	1
Boron	<0.060		0.080	0.060	mg/L		02/23/23 14:20	02/24/23 11:21	1
Cadmium	<0.00022		0.0025	0.00022	mg/L		02/23/23 14:20	02/24/23 11:21	1
Calcium	<0.13		0.50	0.13	mg/L		02/23/23 14:20	02/24/23 11:21	1
Chromium	<0.0015		0.0020	0.0015	mg/L		02/23/23 14:20	02/24/23 11:21	1
Cobalt	<0.00026		0.0025	0.00026	mg/L		02/23/23 14:20	02/24/23 11:21	1
Iron	<0.028		0.050	0.028	mg/L		02/23/23 14:20	02/24/23 11:21	1
Lead	<0.00038		0.0010	0.00038	mg/L		02/23/23 14:20	02/24/23 11:21	1
Lithium	<0.0013		0.0050	0.0013	mg/L		02/23/23 14:20	02/24/23 11:21	1
Magnesium	<0.050		0.50	0.050	mg/L		02/23/23 14:20	02/24/23 11:21	1
Manganese	<0.0013		0.0050	0.0013	mg/L		02/23/23 14:20	02/24/23 11:21	1
Molybdenum	<0.00061		0.015	0.00061	mg/L		02/23/23 14:20	02/24/23 11:21	1
Potassium	<0.16		0.50	0.16	mg/L		02/23/23 14:20	02/24/23 11:21	1
Selenium	<0.00074		0.0050	0.00074	mg/L		02/23/23 14:20	02/24/23 11:21	1
Sodium	<0.18		0.50	0.18	mg/L		02/23/23 14:20	02/24/23 11:21	1
Thallium	<0.00047		0.0010	0.00047	mg/L		02/23/23 14:20	02/24/23 11:21	1

Method: SW846 EPA 7470A - Mercury (CVAA)

Analyte	Result	Qualifier	RL	MDL	Unit	D	Prepared	Analyzed	Dil Fac
Mercury	<0.00013		0.00020	0.00013	mg/L		03/09/23 09:25	03/09/23 12:59	1

General Chemistry

Analyte	Result	Qualifier	RL	MDL	Unit	D	Prepared	Analyzed	Dil Fac
Sulfide (SW846 EPA 9034)	<2.1	cn	3.0	2.1	mg/L		02/24/23 09:01	02/24/23 15:24	1
Total Dissolved Solids (SM 2540C)	<10		10	10	mg/L			02/23/23 17:25	1
Total Alkalinity as CaCO3 to pH 4.5 (SM18 SM2320 B)	<5.0		5.0	5.0	mg/L			02/23/23 22:48	1
Bicarbonate Alkalinity as CaCO3 (SM18 SM2320 B)	<5.0		5.0	5.0	mg/L			02/23/23 22:48	1
Carbonate Alkalinity as CaCO3 (SM18 SM2320 B)	<5.0		5.0	5.0	mg/L			02/23/23 22:48	1

Client Sample ID: SCH-SGWA-3

Lab Sample ID: 680-230928-5

Date Collected: 02/21/23 16:02

Matrix: Water

Date Received: 02/23/23 14:49

Method: EPA 300.0 R2.1 - Anions, Ion Chromatography

Analyte	Result	Qualifier	RL	MDL	Unit	D	Prepared	Analyzed	Dil Fac
Chloride	2.3		1.0	0.71	mg/L			02/23/23 20:55	1
Fluoride	0.041	J	0.10	0.026	mg/L			02/23/23 20:55	1
Sulfate	1.6		1.0	0.76	mg/L			02/23/23 20:55	1

Method: SW846 EPA 6020B - Metals (ICP/MS) - Total Recoverable

Analyte	Result	Qualifier	RL	MDL	Unit	D	Prepared	Analyzed	Dil Fac
Antimony	<0.00097		0.0020	0.00097	mg/L		02/23/23 14:20	02/24/23 11:25	1
Arsenic	<0.00028		0.0010	0.00028	mg/L		02/23/23 14:20	02/24/23 11:25	1
Barium	0.045		0.010	0.0031	mg/L		02/23/23 14:20	02/24/23 11:25	1
Beryllium	<0.00027	^+	0.0025	0.00027	mg/L		02/23/23 14:20	02/24/23 11:25	1

Eurofins Savannah

Client Sample Results

Client: Southern Company
Project/Site: GPC Plant Scherer - Ash Pond

Job ID: 680-230928-1

Client Sample ID: SCH-SGWA-3

Lab Sample ID: 680-230928-5

Date Collected: 02/21/23 16:02

Matrix: Water

Date Received: 02/23/23 14:49

Method: SW846 EPA 6020B - Metals (ICP/MS) - Total Recoverable (Continued)

Analyte	Result	Qualifier	RL	MDL	Unit	D	Prepared	Analyzed	Dil Fac
Boron	<0.060		0.080	0.060	mg/L		02/23/23 14:20	02/24/23 11:25	1
Cadmium	<0.00022		0.0025	0.00022	mg/L		02/23/23 14:20	02/24/23 11:25	1
Calcium	6.4		0.50	0.13	mg/L		02/23/23 14:20	02/24/23 11:25	1
Chromium	0.023		0.0020	0.0015	mg/L		02/23/23 14:20	02/24/23 11:25	1
Cobalt	<0.00026		0.0025	0.00026	mg/L		02/23/23 14:20	02/24/23 11:25	1
Iron	<0.028		0.050	0.028	mg/L		02/23/23 14:20	02/24/23 11:25	1
Lead	<0.00038		0.0010	0.00038	mg/L		02/23/23 14:20	02/24/23 11:25	1
Lithium	<0.0013		0.0050	0.0013	mg/L		02/23/23 14:20	02/24/23 11:25	1
Magnesium	5.3		0.50	0.050	mg/L		02/23/23 14:20	02/24/23 11:25	1
Manganese	<0.0013		0.0050	0.0013	mg/L		02/23/23 14:20	02/24/23 11:25	1
Molybdenum	<0.00061		0.015	0.00061	mg/L		02/23/23 14:20	02/24/23 11:25	1
Potassium	1.1		0.50	0.16	mg/L		02/23/23 14:20	02/24/23 11:25	1
Selenium	<0.00074		0.0050	0.00074	mg/L		02/23/23 14:20	02/24/23 11:25	1
Sodium	4.5		0.50	0.18	mg/L		02/23/23 14:20	02/24/23 11:25	1
Thallium	<0.00047		0.0010	0.00047	mg/L		02/23/23 14:20	02/24/23 11:25	1

Method: SW846 EPA 7470A - Mercury (CVAA)

Analyte	Result	Qualifier	RL	MDL	Unit	D	Prepared	Analyzed	Dil Fac
Mercury	<0.00013		0.00020	0.00013	mg/L		03/09/23 09:25	03/09/23 13:00	1

General Chemistry

Analyte	Result	Qualifier	RL	MDL	Unit	D	Prepared	Analyzed	Dil Fac
Sulfide (SW846 EPA 9034)	<2.1	cn	3.0	2.1	mg/L		02/24/23 09:01	02/24/23 15:26	1
Total Dissolved Solids (SM 2540C)	55		10	10	mg/L			02/23/23 17:25	1
Ferric Iron (SM 3500)	<0.0061		0.050	0.0061	mg/L			03/22/23 08:58	1
Total Alkalinity as CaCO3 to pH 4.5 (SM18 SM2320 B)	45		5.0	5.0	mg/L			02/23/23 22:51	1
Bicarbonate Alkalinity as CaCO3 (SM18 SM2320 B)	45		5.0	5.0	mg/L			02/23/23 22:51	1
Carbonate Alkalinity as CaCO3 (SM18 SM2320 B)	<5.0		5.0	5.0	mg/L			02/23/23 22:51	1

Method: EPA Field Sampling - Field Sampling

Analyte	Result	Qualifier	RL	MDL	Unit	D	Prepared	Analyzed	Dil Fac
pH	5.82				SU			02/21/23 16:02	1
Ferrous Iron	0.0				mg/L			02/21/23 16:02	1

QC Sample Results

Client: Southern Company
Project/Site: GPC Plant Scherer - Ash Pond

Job ID: 680-230928-1

Method: EPA 300.0 R2.1 - Anions, Ion Chromatography

Lab Sample ID: MB 180-427262/6
Matrix: Water
Analysis Batch: 427262

Client Sample ID: Method Blank
Prep Type: Total/NA

Analyte	MB Result	MB Qualifier	RL	MDL	Unit	D	Prepared	Analyzed	Dil Fac
Chloride	<0.71		1.0	0.71	mg/L			02/23/23 13:04	1
Fluoride	<0.026		0.10	0.026	mg/L			02/23/23 13:04	1
Sulfate	<0.76		1.0	0.76	mg/L			02/23/23 13:04	1

Lab Sample ID: LCS 180-427262/7
Matrix: Water
Analysis Batch: 427262

Client Sample ID: Lab Control Sample
Prep Type: Total/NA

Analyte	Spike Added	LCS Result	LCS Qualifier	Unit	D	%Rec	%Rec Limits
Chloride	50.0	49.5		mg/L		99	90 - 110
Fluoride	2.50	2.64		mg/L		106	90 - 110
Sulfate	50.0	49.8		mg/L		100	90 - 110

Lab Sample ID: 680-230928-4 MS
Matrix: Water
Analysis Batch: 427262

Client Sample ID: SCH-AP1-EB-1
Prep Type: Total/NA

Analyte	Sample Result	Sample Qualifier	Spike Added	MS Result	MS Qualifier	Unit	D	%Rec	%Rec Limits
Chloride	<0.71		50.0	50.0		mg/L		100	90 - 110
Fluoride	0.048	J	2.50	2.73		mg/L		107	90 - 110
Sulfate	0.89	J	50.0	51.8		mg/L		102	90 - 110

Lab Sample ID: 680-230928-4 MSD
Matrix: Water
Analysis Batch: 427262

Client Sample ID: SCH-AP1-EB-1
Prep Type: Total/NA

Analyte	Sample Result	Sample Qualifier	Spike Added	MSD Result	MSD Qualifier	Unit	D	%Rec	%Rec Limits	RPD	RPD Limit
Chloride	<0.71		50.0	50.0		mg/L		100	90 - 110	0	20
Fluoride	0.048	J	2.50	2.73		mg/L		107	90 - 110	0	20
Sulfate	0.89	J	50.0	51.2		mg/L		101	90 - 110	1	20

Lab Sample ID: 180-152176-E-1 DU
Matrix: Water
Analysis Batch: 427262

Client Sample ID: Duplicate
Prep Type: Total/NA

Analyte	Sample Result	Sample Qualifier	DU Result	DU Qualifier	Unit	D	RPD	RPD Limit
Chloride	5.0	F1	5.04		mg/L		0.2	20
Fluoride	0.15	F1	0.137		mg/L		10	20
Sulfate	220		223		mg/L		0.2	20

Method: EPA 6020B - Metals (ICP/MS)

Lab Sample ID: MB 180-427312/1-A
Matrix: Water
Analysis Batch: 427388

Client Sample ID: Method Blank
Prep Type: Total Recoverable
Prep Batch: 427312

Analyte	MB Result	MB Qualifier	RL	MDL	Unit	D	Prepared	Analyzed	Dil Fac
Antimony	<0.00097		0.0020	0.00097	mg/L		02/23/23 14:20	02/24/23 10:23	1
Arsenic	<0.00028		0.0010	0.00028	mg/L		02/23/23 14:20	02/24/23 10:23	1
Barium	<0.0031		0.010	0.0031	mg/L		02/23/23 14:20	02/24/23 10:23	1

Eurofins Savannah

QC Sample Results

Client: Southern Company
Project/Site: GPC Plant Scherer - Ash Pond

Job ID: 680-230928-1

Method: EPA 6020B - Metals (ICP/MS) (Continued)

Lab Sample ID: MB 180-427312/1-A
Matrix: Water
Analysis Batch: 427388

Client Sample ID: Method Blank
Prep Type: Total Recoverable
Prep Batch: 427312

Analyte	MB	MB	RL	MDL	Unit	D	Prepared	Analyzed	Dil Fac
	Result	Qualifier							
Beryllium	<0.00027		0.0025	0.00027	mg/L		02/23/23 14:20	02/24/23 10:23	1
Boron	<0.060		0.080	0.060	mg/L		02/23/23 14:20	02/24/23 10:23	1
Cadmium	<0.00022		0.0025	0.00022	mg/L		02/23/23 14:20	02/24/23 10:23	1
Calcium	<0.13		0.50	0.13	mg/L		02/23/23 14:20	02/24/23 10:23	1
Chromium	<0.0015		0.0020	0.0015	mg/L		02/23/23 14:20	02/24/23 10:23	1
Cobalt	<0.00026		0.0025	0.00026	mg/L		02/23/23 14:20	02/24/23 10:23	1
Iron	<0.028		0.050	0.028	mg/L		02/23/23 14:20	02/24/23 10:23	1
Lead	<0.00038		0.0010	0.00038	mg/L		02/23/23 14:20	02/24/23 10:23	1
Lithium	<0.0013		0.0050	0.0013	mg/L		02/23/23 14:20	02/24/23 10:23	1
Magnesium	<0.050		0.50	0.050	mg/L		02/23/23 14:20	02/24/23 10:23	1
Manganese	<0.0013		0.0050	0.0013	mg/L		02/23/23 14:20	02/24/23 10:23	1
Molybdenum	<0.00061		0.015	0.00061	mg/L		02/23/23 14:20	02/24/23 10:23	1
Potassium	<0.16		0.50	0.16	mg/L		02/23/23 14:20	02/24/23 10:23	1
Selenium	<0.00074		0.0050	0.00074	mg/L		02/23/23 14:20	02/24/23 10:23	1
Sodium	<0.18		0.50	0.18	mg/L		02/23/23 14:20	02/24/23 10:23	1
Thallium	<0.00047		0.0010	0.00047	mg/L		02/23/23 14:20	02/24/23 10:23	1

Lab Sample ID: LCS 180-427312/2-A
Matrix: Water
Analysis Batch: 427388

Client Sample ID: Lab Control Sample
Prep Type: Total Recoverable
Prep Batch: 427312

Analyte	Spike Added	LCS Result	LCS Qualifier	Unit	D	%Rec	%Rec Limits
Arsenic	1.00	0.962		mg/L		96	80 - 120
Barium	1.00	0.943		mg/L		94	80 - 120
Beryllium	0.500	0.589	^+	mg/L		118	80 - 120
Boron	1.25	1.27		mg/L		101	80 - 120
Cadmium	0.500	0.535		mg/L		107	80 - 120
Calcium	25.0	29.0		mg/L		116	80 - 120
Chromium	0.500	0.538		mg/L		108	80 - 120
Cobalt	0.500	0.502		mg/L		100	80 - 120
Iron	5.00	5.53		mg/L		111	80 - 120
Lead	0.500	0.531		mg/L		106	80 - 120
Lithium	0.500	0.523		mg/L		105	80 - 120
Magnesium	25.0	27.1		mg/L		108	80 - 120
Manganese	0.500	0.526		mg/L		105	80 - 120
Molybdenum	0.500	0.523		mg/L		105	80 - 120
Potassium	25.0	25.9		mg/L		104	80 - 120
Selenium	1.00	1.05		mg/L		105	80 - 120
Sodium	25.0	27.9		mg/L		112	80 - 120
Thallium	1.00	1.05		mg/L		105	80 - 120

Lab Sample ID: 680-230928-1 MS
Matrix: Water
Analysis Batch: 427388

Client Sample ID: SCH-SGWA-1
Prep Type: Total Recoverable
Prep Batch: 427312

Analyte	Sample	Sample	Spike Added	MS	MS	Unit	D	%Rec	%Rec Limits
	Result	Qualifier		Result	Qualifier				
Antimony	<0.00097		0.250	0.274		mg/L		109	75 - 125
Arsenic	<0.00028		1.00	0.926		mg/L		93	75 - 125

Eurofins Savannah

QC Sample Results

Client: Southern Company
 Project/Site: GPC Plant Scherer - Ash Pond

Job ID: 680-230928-1

Method: EPA 6020B - Metals (ICP/MS) (Continued)

Lab Sample ID: 680-230928-1 MS
Matrix: Water
Analysis Batch: 427388

Client Sample ID: SCH-SGWA-1
Prep Type: Total Recoverable
Prep Batch: 427312

Analyte	Sample Result	Sample Qualifier	Spike Added	MS Result	MS Qualifier	Unit	D	%Rec	%Rec Limits
Barium	0.049		1.00	0.952		mg/L		90	75 - 125
Beryllium	0.00036	J ^+	0.500	0.568	^+	mg/L		114	75 - 125
Boron	<0.060		1.25	1.24		mg/L		99	75 - 125
Cadmium	<0.00022		0.500	0.510		mg/L		102	75 - 125
Calcium	2.2		25.0	29.5		mg/L		109	75 - 125
Chromium	0.0025		0.500	0.518		mg/L		103	75 - 125
Cobalt	0.00071	J	0.500	0.479		mg/L		96	75 - 125
Iron	<0.028		5.00	5.39		mg/L		108	75 - 125
Lead	<0.00038		0.500	0.508		mg/L		102	75 - 125
Lithium	0.0022	J	0.500	0.503		mg/L		100	75 - 125
Magnesium	0.95		25.0	26.8		mg/L		103	75 - 125
Manganese	0.099		0.500	0.602		mg/L		101	75 - 125
Molybdenum	<0.00061		0.500	0.500		mg/L		100	75 - 125
Potassium	0.71		25.0	25.5		mg/L		99	75 - 125
Selenium	<0.00074		1.00	1.02		mg/L		102	75 - 125
Sodium	3.1		25.0	29.7		mg/L		107	75 - 125
Thallium	<0.00047		1.00	1.02		mg/L		102	75 - 125

Lab Sample ID: 680-230928-1 MSD
Matrix: Water
Analysis Batch: 427388

Client Sample ID: SCH-SGWA-1
Prep Type: Total Recoverable
Prep Batch: 427312

Analyte	Sample Result	Sample Qualifier	Spike Added	MSD Result	MSD Qualifier	Unit	D	%Rec	%Rec Limits	RPD	RPD Limit
Antimony	<0.00097		0.250	0.277		mg/L		111	75 - 125	1	20
Arsenic	<0.00028		1.00	0.945		mg/L		94	75 - 125	2	20
Barium	0.049		1.00	0.978		mg/L		93	75 - 125	3	20
Beryllium	0.00036	J ^+	0.500	0.592	^+	mg/L		118	75 - 125	4	20
Boron	<0.060		1.25	1.28		mg/L		103	75 - 125	3	20
Cadmium	<0.00022		0.500	0.524		mg/L		105	75 - 125	3	20
Calcium	2.2		25.0	30.1		mg/L		112	75 - 125	2	20
Chromium	0.0025		0.500	0.531		mg/L		106	75 - 125	3	20
Cobalt	0.00071	J	0.500	0.490		mg/L		98	75 - 125	2	20
Iron	<0.028		5.00	5.41		mg/L		108	75 - 125	0	20
Lead	<0.00038		0.500	0.522		mg/L		104	75 - 125	3	20
Lithium	0.0022	J	0.500	0.522		mg/L		104	75 - 125	4	20
Magnesium	0.95		25.0	26.9		mg/L		104	75 - 125	0	20
Manganese	0.099		0.500	0.611		mg/L		102	75 - 125	2	20
Molybdenum	<0.00061		0.500	0.514		mg/L		103	75 - 125	3	20
Potassium	0.71		25.0	25.7		mg/L		100	75 - 125	1	20
Selenium	<0.00074		1.00	1.05		mg/L		105	75 - 125	2	20
Sodium	3.1		25.0	29.8		mg/L		107	75 - 125	0	20
Thallium	<0.00047		1.00	1.04		mg/L		104	75 - 125	2	20

QC Sample Results

Client: Southern Company
Project/Site: GPC Plant Scherer - Ash Pond

Job ID: 680-230928-1

Method: EPA 7470A - Mercury (CVAA)

Lab Sample ID: MB 180-428554/1-A
Matrix: Water
Analysis Batch: 428715

Client Sample ID: Method Blank
Prep Type: Total/NA
Prep Batch: 428554

Analyte	MB Result	MB Qualifier	RL	MDL	Unit	D	Prepared	Analyzed	Dil Fac
Mercury	<0.00013		0.00020	0.00013	mg/L		03/09/23 09:25	03/09/23 12:51	1

Lab Sample ID: LCS 180-428554/2-A
Matrix: Water
Analysis Batch: 428715

Client Sample ID: Lab Control Sample
Prep Type: Total/NA
Prep Batch: 428554

Analyte	Spike Added	LCS Result	LCS Qualifier	Unit	D	%Rec	%Rec Limits
Mercury	0.00250	0.00243		mg/L		97	80 - 120

Lab Sample ID: 680-230924-C-1-C MS
Matrix: Water
Analysis Batch: 428715

Client Sample ID: Matrix Spike
Prep Type: Total/NA
Prep Batch: 428554

Analyte	Sample Result	Sample Qualifier	Spike Added	MS Result	MS Qualifier	Unit	D	%Rec	%Rec Limits
Mercury	<0.00013		0.00100	0.000930		mg/L		93	75 - 125

Lab Sample ID: 680-230924-C-1-D MSD
Matrix: Water
Analysis Batch: 428715

Client Sample ID: Matrix Spike Duplicate
Prep Type: Total/NA
Prep Batch: 428554

Analyte	Sample Result	Sample Qualifier	Spike Added	MSD Result	MSD Qualifier	Unit	D	%Rec	%Rec Limits	RPD	RPD Limit
Mercury	<0.00013		0.00100	0.000918		mg/L		92	75 - 125	1	20

Method: EPA 9034 - Sulfide, Acid soluble and Insoluble (Titrimetric)

Lab Sample ID: MB 180-427368/2-A
Matrix: Water
Analysis Batch: 427414

Client Sample ID: Method Blank
Prep Type: Total/NA
Prep Batch: 427368

Analyte	MB Result	MB Qualifier	RL	MDL	Unit	D	Prepared	Analyzed	Dil Fac
Sulfide	<2.1		3.0	2.1	mg/L		02/24/23 09:01	02/24/23 14:52	1

Lab Sample ID: LCS 180-427368/1-A
Matrix: Water
Analysis Batch: 427414

Client Sample ID: Lab Control Sample
Prep Type: Total/NA
Prep Batch: 427368

Analyte	Spike Added	LCS Result	LCS Qualifier	Unit	D	%Rec	%Rec Limits
Sulfide	18.4	16.6		mg/L		90	85 - 115

Lab Sample ID: 180-152502-B-1-B MS
Matrix: Water
Analysis Batch: 427414

Client Sample ID: Matrix Spike
Prep Type: Total/NA
Prep Batch: 427368

Analyte	Sample Result	Sample Qualifier	Spike Added	MS Result	MS Qualifier	Unit	D	%Rec	%Rec Limits
Sulfide	<2.1		18.4	17.9		mg/L		97	75 - 125

Eurofins Savannah

QC Sample Results

Client: Southern Company
Project/Site: GPC Plant Scherer - Ash Pond

Job ID: 680-230928-1

Method: EPA 9034 - Sulfide, Acid soluble and Insoluble (Titrimetric) (Continued)

Lab Sample ID: 180-152502-B-1-C MSD
Matrix: Water
Analysis Batch: 427414

Client Sample ID: Matrix Spike Duplicate
Prep Type: Total/NA
Prep Batch: 427368

Analyte	Sample Result	Sample Qualifier	Spike Added	MSD Result	MSD Qualifier	Unit	D	%Rec	%Rec Limits	RPD	RPD Limit
Sulfide	<2.1		18.4	17.8		mg/L		97	75 - 125	0	20

Method: SM 2540C - Solids, Total Dissolved (TDS)

Lab Sample ID: MB 180-427325/1
Matrix: Water
Analysis Batch: 427325

Client Sample ID: Method Blank
Prep Type: Total/NA

Analyte	MB Result	MB Qualifier	RL	MDL	Unit	D	Prepared	Analyzed	Dil Fac
Total Dissolved Solids	<10		10	10	mg/L			02/23/23 17:25	1

Lab Sample ID: LCS 180-427325/2
Matrix: Water
Analysis Batch: 427325

Client Sample ID: Lab Control Sample
Prep Type: Total/NA

Analyte	Spike Added	LCS Result	LCS Qualifier	Unit	D	%Rec	%Rec Limits
Total Dissolved Solids	665	650		mg/L		98	85 - 115

Lab Sample ID: 680-230928-1 DU
Matrix: Water
Analysis Batch: 427325

Client Sample ID: SCH-SGWA-1
Prep Type: Total/NA

Analyte	Sample Result	Sample Qualifier	DU Result	DU Qualifier	Unit	D	RPD	RPD Limit
Total Dissolved Solids	41		33.0	F5	mg/L		22	10

Method: SM2320 B - Alkalinity, Total

Lab Sample ID: MB 180-427358/100
Matrix: Water
Analysis Batch: 427358

Client Sample ID: Method Blank
Prep Type: Total/NA

Analyte	MB Result	MB Qualifier	RL	MDL	Unit	D	Prepared	Analyzed	Dil Fac
Total Alkalinity as CaCO3 to pH 4.5	<5.0		5.0	5.0	mg/L			02/23/23 22:25	1
Bicarbonate Alkalinity as CaCO3	<5.0		5.0	5.0	mg/L			02/23/23 22:25	1
Carbonate Alkalinity as CaCO3	<5.0		5.0	5.0	mg/L			02/23/23 22:25	1

Lab Sample ID: MB 180-427358/77
Matrix: Water
Analysis Batch: 427358

Client Sample ID: Method Blank
Prep Type: Total/NA

Analyte	MB Result	MB Qualifier	RL	MDL	Unit	D	Prepared	Analyzed	Dil Fac
Total Alkalinity as CaCO3 to pH 4.5	<5.0		5.0	5.0	mg/L			02/23/23 20:31	1
Bicarbonate Alkalinity as CaCO3	<5.0		5.0	5.0	mg/L			02/23/23 20:31	1
Carbonate Alkalinity as CaCO3	<5.0		5.0	5.0	mg/L			02/23/23 20:31	1

Eurofins Savannah

QC Sample Results

Client: Southern Company
Project/Site: GPC Plant Scherer - Ash Pond

Job ID: 680-230928-1

Method: SM2320 B - Alkalinity, Total (Continued)

Lab Sample ID: LCS 180-427358/99
Matrix: Water
Analysis Batch: 427358

Client Sample ID: Lab Control Sample
Prep Type: Total/NA

Analyte	Spike Added	LCS Result	LCS Qualifier	Unit	D	%Rec	%Rec Limits
Total Alkalinity as CaCO3 to pH 4.5	255	263		mg/L		103	90 - 110

Lab Sample ID: LLCS 180-427358/98
Matrix: Water
Analysis Batch: 427358

Client Sample ID: Lab Control Sample
Prep Type: Total/NA

Analyte	Spike Added	LLCS Result	LLCS Qualifier	Unit	D	%Rec	%Rec Limits
Total Alkalinity as CaCO3 to pH 4.5	15.3	16.5		mg/L		108	75 - 125

Lab Sample ID: 680-230924-B-1 DU
Matrix: Water
Analysis Batch: 427358

Client Sample ID: Duplicate
Prep Type: Total/NA

Analyte	Sample Result	Sample Qualifier	DU Result	DU Qualifier	Unit	D	RPD	RPD Limit
Total Alkalinity as CaCO3 to pH 4.5	110		107		mg/L		0.5	20
Bicarbonate Alkalinity as CaCO3	110		107		mg/L		0.5	20
Carbonate Alkalinity as CaCO3	<5.0		<5.0		mg/L		NC	20

Lab Sample ID: MB 180-427598/5
Matrix: Water
Analysis Batch: 427598

Client Sample ID: Method Blank
Prep Type: Total/NA

Analyte	MB Result	MB Qualifier	RL	MDL	Unit	D	Prepared	Analyzed	Dil Fac
Total Alkalinity as CaCO3 to pH 4.5	<5.0		5.0	5.0	mg/L			02/27/23 12:33	1
Bicarbonate Alkalinity as CaCO3	<5.0		5.0	5.0	mg/L			02/27/23 12:33	1
Carbonate Alkalinity as CaCO3	<5.0		5.0	5.0	mg/L			02/27/23 12:33	1

Lab Sample ID: LCS 180-427598/4
Matrix: Water
Analysis Batch: 427598

Client Sample ID: Lab Control Sample
Prep Type: Total/NA

Analyte	Spike Added	LCS Result	LCS Qualifier	Unit	D	%Rec	%Rec Limits
Total Alkalinity as CaCO3 to pH 4.5	255	253		mg/L		99	90 - 110

Lab Sample ID: LLCS 180-427598/3
Matrix: Water
Analysis Batch: 427598

Client Sample ID: Lab Control Sample
Prep Type: Total/NA

Analyte	Spike Added	LLCS Result	LLCS Qualifier	Unit	D	%Rec	%Rec Limits
Total Alkalinity as CaCO3 to pH 4.5	15.3	14.9		mg/L		98	75 - 125

QC Sample Results

Client: Southern Company
Project/Site: GPC Plant Scherer - Ash Pond

Job ID: 680-230928-1

Method: SM2320 B - Alkalinity, Total (Continued)

Lab Sample ID: 180-152337-D-4 DU

Matrix: Water

Analysis Batch: 427598

Client Sample ID: Duplicate

Prep Type: Total/NA

Analyte	Sample Result	Sample Qualifier	DU Result	DU Qualifier	Unit	D	RPD	RPD Limit
Total Alkalinity as CaCO3 to pH 4.5	840		834		mg/L		0.3	20
Bicarbonate Alkalinity as CaCO3	840		834		mg/L		0.3	20
Carbonate Alkalinity as CaCO3	<5.0		<5.0		mg/L		NC	20

1

2

3

4

5

6

7

8

9

10

11

12

QC Association Summary

Client: Southern Company
Project/Site: GPC Plant Scherer - Ash Pond

Job ID: 680-230928-1

HPLC/IC

Analysis Batch: 427262

Lab Sample ID	Client Sample ID	Prep Type	Matrix	Method	Prep Batch
680-230928-1	SCH-SGWA-1	Total/NA	Water	EPA 300.0 R2.1	
680-230928-2	SCH-AP1-FB-1	Total/NA	Water	EPA 300.0 R2.1	
680-230928-3	SCH-SGWA-5	Total/NA	Water	EPA 300.0 R2.1	
680-230928-4	SCH-AP1-EB-1	Total/NA	Water	EPA 300.0 R2.1	
680-230928-5	SCH-SGWA-3	Total/NA	Water	EPA 300.0 R2.1	
MB 180-427262/6	Method Blank	Total/NA	Water	EPA 300.0 R2.1	
LCS 180-427262/7	Lab Control Sample	Total/NA	Water	EPA 300.0 R2.1	
680-230928-4 MS	SCH-AP1-EB-1	Total/NA	Water	EPA 300.0 R2.1	
680-230928-4 MSD	SCH-AP1-EB-1	Total/NA	Water	EPA 300.0 R2.1	
180-152176-E-1 DU	Duplicate	Total/NA	Water	EPA 300.0 R2.1	

Metals

Prep Batch: 427312

Lab Sample ID	Client Sample ID	Prep Type	Matrix	Method	Prep Batch
680-230928-1	SCH-SGWA-1	Total Recoverable	Water	3005A	
680-230928-2	SCH-AP1-FB-1	Total Recoverable	Water	3005A	
680-230928-3	SCH-SGWA-5	Total Recoverable	Water	3005A	
680-230928-4	SCH-AP1-EB-1	Total Recoverable	Water	3005A	
680-230928-5	SCH-SGWA-3	Total Recoverable	Water	3005A	
MB 180-427312/1-A	Method Blank	Total Recoverable	Water	3005A	
LCS 180-427312/2-A	Lab Control Sample	Total Recoverable	Water	3005A	
680-230928-1 MS	SCH-SGWA-1	Total Recoverable	Water	3005A	
680-230928-1 MSD	SCH-SGWA-1	Total Recoverable	Water	3005A	

Analysis Batch: 427388

Lab Sample ID	Client Sample ID	Prep Type	Matrix	Method	Prep Batch
680-230928-1	SCH-SGWA-1	Total Recoverable	Water	EPA 6020B	427312
680-230928-2	SCH-AP1-FB-1	Total Recoverable	Water	EPA 6020B	427312
680-230928-3	SCH-SGWA-5	Total Recoverable	Water	EPA 6020B	427312
680-230928-4	SCH-AP1-EB-1	Total Recoverable	Water	EPA 6020B	427312
680-230928-5	SCH-SGWA-3	Total Recoverable	Water	EPA 6020B	427312
MB 180-427312/1-A	Method Blank	Total Recoverable	Water	EPA 6020B	427312
LCS 180-427312/2-A	Lab Control Sample	Total Recoverable	Water	EPA 6020B	427312
680-230928-1 MS	SCH-SGWA-1	Total Recoverable	Water	EPA 6020B	427312
680-230928-1 MSD	SCH-SGWA-1	Total Recoverable	Water	EPA 6020B	427312

Prep Batch: 428554

Lab Sample ID	Client Sample ID	Prep Type	Matrix	Method	Prep Batch
680-230928-1	SCH-SGWA-1	Total/NA	Water	7470A	
680-230928-2	SCH-AP1-FB-1	Total/NA	Water	7470A	
680-230928-3	SCH-SGWA-5	Total/NA	Water	7470A	
680-230928-4	SCH-AP1-EB-1	Total/NA	Water	7470A	
680-230928-5	SCH-SGWA-3	Total/NA	Water	7470A	
MB 180-428554/1-A	Method Blank	Total/NA	Water	7470A	
LCS 180-428554/2-A	Lab Control Sample	Total/NA	Water	7470A	
680-230924-C-1-C MS	Matrix Spike	Total/NA	Water	7470A	
680-230924-C-1-D MSD	Matrix Spike Duplicate	Total/NA	Water	7470A	

Eurofins Savannah

QC Association Summary

Client: Southern Company
Project/Site: GPC Plant Scherer - Ash Pond

Job ID: 680-230928-1

Metals

Analysis Batch: 428715

Lab Sample ID	Client Sample ID	Prep Type	Matrix	Method	Prep Batch
680-230928-1	SCH-SGWA-1	Total/NA	Water	EPA 7470A	428554
680-230928-2	SCH-AP1-FB-1	Total/NA	Water	EPA 7470A	428554
680-230928-3	SCH-SGWA-5	Total/NA	Water	EPA 7470A	428554
680-230928-4	SCH-AP1-EB-1	Total/NA	Water	EPA 7470A	428554
680-230928-5	SCH-SGWA-3	Total/NA	Water	EPA 7470A	428554
MB 180-428554/1-A	Method Blank	Total/NA	Water	EPA 7470A	428554
LCS 180-428554/2-A	Lab Control Sample	Total/NA	Water	EPA 7470A	428554
680-230924-C-1-C MS	Matrix Spike	Total/NA	Water	EPA 7470A	428554
680-230924-C-1-D MSD	Matrix Spike Duplicate	Total/NA	Water	EPA 7470A	428554

General Chemistry

Analysis Batch: 427325

Lab Sample ID	Client Sample ID	Prep Type	Matrix	Method	Prep Batch
680-230928-1	SCH-SGWA-1	Total/NA	Water	SM 2540C	
680-230928-2	SCH-AP1-FB-1	Total/NA	Water	SM 2540C	
680-230928-3	SCH-SGWA-5	Total/NA	Water	SM 2540C	
680-230928-4	SCH-AP1-EB-1	Total/NA	Water	SM 2540C	
680-230928-5	SCH-SGWA-3	Total/NA	Water	SM 2540C	
MB 180-427325/1	Method Blank	Total/NA	Water	SM 2540C	
LCS 180-427325/2	Lab Control Sample	Total/NA	Water	SM 2540C	
680-230928-1 DU	SCH-SGWA-1	Total/NA	Water	SM 2540C	

Analysis Batch: 427358

Lab Sample ID	Client Sample ID	Prep Type	Matrix	Method	Prep Batch
680-230928-2	SCH-AP1-FB-1	Total/NA	Water	SM2320 B	
680-230928-3	SCH-SGWA-5	Total/NA	Water	SM2320 B	
680-230928-4	SCH-AP1-EB-1	Total/NA	Water	SM2320 B	
680-230928-5	SCH-SGWA-3	Total/NA	Water	SM2320 B	
MB 180-427358/100	Method Blank	Total/NA	Water	SM2320 B	
MB 180-427358/77	Method Blank	Total/NA	Water	SM2320 B	
LCS 180-427358/99	Lab Control Sample	Total/NA	Water	SM2320 B	
LLCS 180-427358/98	Lab Control Sample	Total/NA	Water	SM2320 B	
680-230924-B-1 DU	Duplicate	Total/NA	Water	SM2320 B	

Prep Batch: 427368

Lab Sample ID	Client Sample ID	Prep Type	Matrix	Method	Prep Batch
680-230928-1	SCH-SGWA-1	Total/NA	Water	9030B	
680-230928-2	SCH-AP1-FB-1	Total/NA	Water	9030B	
680-230928-3	SCH-SGWA-5	Total/NA	Water	9030B	
680-230928-4	SCH-AP1-EB-1	Total/NA	Water	9030B	
680-230928-5	SCH-SGWA-3	Total/NA	Water	9030B	
MB 180-427368/2-A	Method Blank	Total/NA	Water	9030B	
LCS 180-427368/1-A	Lab Control Sample	Total/NA	Water	9030B	
180-152502-B-1-B MS	Matrix Spike	Total/NA	Water	9030B	
180-152502-B-1-C MSD	Matrix Spike Duplicate	Total/NA	Water	9030B	

Analysis Batch: 427414

Lab Sample ID	Client Sample ID	Prep Type	Matrix	Method	Prep Batch
680-230928-1	SCH-SGWA-1	Total/NA	Water	EPA 9034	427368
680-230928-2	SCH-AP1-FB-1	Total/NA	Water	EPA 9034	427368

Eurofins Savannah

QC Association Summary

Client: Southern Company
Project/Site: GPC Plant Scherer - Ash Pond

Job ID: 680-230928-1

General Chemistry (Continued)

Analysis Batch: 427414 (Continued)

Lab Sample ID	Client Sample ID	Prep Type	Matrix	Method	Prep Batch
680-230928-3	SCH-SGWA-5	Total/NA	Water	EPA 9034	427368
680-230928-4	SCH-AP1-EB-1	Total/NA	Water	EPA 9034	427368
680-230928-5	SCH-SGWA-3	Total/NA	Water	EPA 9034	427368
MB 180-427368/2-A	Method Blank	Total/NA	Water	EPA 9034	427368
LCS 180-427368/1-A	Lab Control Sample	Total/NA	Water	EPA 9034	427368
180-152502-B-1-B MS	Matrix Spike	Total/NA	Water	EPA 9034	427368
180-152502-B-1-C MSD	Matrix Spike Duplicate	Total/NA	Water	EPA 9034	427368

Analysis Batch: 427598

Lab Sample ID	Client Sample ID	Prep Type	Matrix	Method	Prep Batch
680-230928-1	SCH-SGWA-1	Total/NA	Water	SM2320 B	
MB 180-427598/5	Method Blank	Total/NA	Water	SM2320 B	
LCS 180-427598/4	Lab Control Sample	Total/NA	Water	SM2320 B	
LLCS 180-427598/3	Lab Control Sample	Total/NA	Water	SM2320 B	
180-152337-D-4 DU	Duplicate	Total/NA	Water	SM2320 B	

Analysis Batch: 429994

Lab Sample ID	Client Sample ID	Prep Type	Matrix	Method	Prep Batch
680-230928-1	SCH-SGWA-1	Total/NA	Water	SM 3500	
680-230928-3	SCH-SGWA-5	Total/NA	Water	SM 3500	
680-230928-5	SCH-SGWA-3	Total/NA	Water	SM 3500	

Field Service / Mobile Lab

Analysis Batch: 428204

Lab Sample ID	Client Sample ID	Prep Type	Matrix	Method	Prep Batch
680-230928-1	SCH-SGWA-1	Total/NA	Water	Field Sampling	
680-230928-3	SCH-SGWA-5	Total/NA	Water	Field Sampling	
680-230928-5	SCH-SGWA-3	Total/NA	Water	Field Sampling	

Lab Chronicle

Client: Southern Company
 Project/Site: GPC Plant Scherer - Ash Pond

Job ID: 680-230928-1

Client Sample ID: SCH-SGWA-1

Lab Sample ID: 680-230928-1

Date Collected: 02/21/23 13:20

Matrix: Water

Date Received: 02/23/23 14:49

Prep Type	Batch Type	Batch Method	Run	Dil Factor	Initial Amount	Final Amount	Batch Number	Prepared or Analyzed	Analyst	Lab
Total/NA	Analysis	EPA 300.0 R2.1		1	1 mL	1 mL	427262	02/23/23 19:05	M1D	EET PIT
Instrument ID: INTEGRION										
Total Recoverable	Prep	3005A			25 mL	25 mL	427312	02/23/23 14:20	HCY	EET PIT
Total Recoverable	Analysis	EPA 6020B		1			427388	02/24/23 10:45	RSK	EET PIT
Instrument ID: DORY										
Total/NA	Prep	7470A			25 mL	25 mL	428554	03/09/23 09:25	RSR	EET PIT
Total/NA	Analysis	EPA 7470A		1			428715	03/09/23 12:56	RJR	EET PIT
Instrument ID: HGZ										
Total/NA	Prep	9030B			50 mL	50 mL	427368	02/24/23 09:01	BAB	EET PIT
Total/NA	Analysis	EPA 9034		1			427414	02/24/23 15:16	BAB	EET PIT
Instrument ID: NOEQUIP										
Total/NA	Analysis	SM 2540C		1	100 mL	100 mL	427325	02/23/23 17:25	LWM	EET PIT
Instrument ID: NOEQUIP										
Total/NA	Analysis	SM 3500		1			429994	03/22/23 08:58	CRL	EET PIT
Instrument ID: NOEQUIP										
Total/NA	Analysis	SM2320 B		1			427598	02/27/23 13:57	MAM	EET PIT
Instrument ID: PCTITRATOR										
Total/NA	Analysis	Field Sampling		1			428204	02/21/23 13:20	FDS	EET PIT
Instrument ID: NOEQUIP										

Client Sample ID: SCH-AP1-FB-1

Lab Sample ID: 680-230928-2

Date Collected: 02/21/23 16:20

Matrix: Water

Date Received: 02/23/23 14:49

Prep Type	Batch Type	Batch Method	Run	Dil Factor	Initial Amount	Final Amount	Batch Number	Prepared or Analyzed	Analyst	Lab
Total/NA	Analysis	EPA 300.0 R2.1		1	1 mL	1 mL	427262	02/23/23 19:23	M1D	EET PIT
Instrument ID: INTEGRION										
Total Recoverable	Prep	3005A			25 mL	25 mL	427312	02/23/23 14:20	HCY	EET PIT
Total Recoverable	Analysis	EPA 6020B		1			427388	02/24/23 11:03	RSK	EET PIT
Instrument ID: DORY										
Total/NA	Prep	7470A			25 mL	25 mL	428554	03/09/23 09:25	RSR	EET PIT
Total/NA	Analysis	EPA 7470A		1			428715	03/09/23 12:57	RJR	EET PIT
Instrument ID: HGZ										
Total/NA	Prep	9030B			50 mL	50 mL	427368	02/24/23 09:01	BAB	EET PIT
Total/NA	Analysis	EPA 9034		1			427414	02/24/23 15:19	BAB	EET PIT
Instrument ID: NOEQUIP										
Total/NA	Analysis	SM 2540C		1	100 mL	100 mL	427325	02/23/23 17:25	LWM	EET PIT
Instrument ID: NOEQUIP										
Total/NA	Analysis	SM2320 B		1			427358	02/23/23 22:40	MAM	EET PIT
Instrument ID: PCTITRATOR										

Eurofins Savannah

Lab Chronicle

Client: Southern Company
Project/Site: GPC Plant Scherer - Ash Pond

Job ID: 680-230928-1

Client Sample ID: SCH-SGWA-5

Lab Sample ID: 680-230928-3

Date Collected: 02/21/23 15:18

Matrix: Water

Date Received: 02/23/23 14:49

Prep Type	Batch Type	Batch Method	Run	Dil Factor	Initial Amount	Final Amount	Batch Number	Prepared or Analyzed	Analyst	Lab
Total/NA	Analysis	EPA 300.0 R2.1 Instrument ID: INTEGRION		1	1 mL	1 mL	427262	02/23/23 19:42	M1D	EET PIT
Total Recoverable	Prep	3005A			25 mL	25 mL	427312	02/23/23 14:20	HCY	EET PIT
Total Recoverable	Analysis	EPA 6020B Instrument ID: DORY		1			427388	02/24/23 11:07	RSK	EET PIT
Total/NA	Prep	7470A			25 mL	25 mL	428554	03/09/23 09:25	RSR	EET PIT
Total/NA	Analysis	EPA 7470A Instrument ID: HGZ		1			428715	03/09/23 12:58	RJR	EET PIT
Total/NA	Prep	9030B			50 mL	50 mL	427368	02/24/23 09:01	BAB	EET PIT
Total/NA	Analysis	EPA 9034 Instrument ID: NOEQUIP		1			427414	02/24/23 15:21	BAB	EET PIT
Total/NA	Analysis	SM 2540C Instrument ID: NOEQUIP		1	100 mL	100 mL	427325	02/23/23 17:25	LWM	EET PIT
Total/NA	Analysis	SM 3500 Instrument ID: NOEQUIP		1			429994	03/22/23 08:58	CRL	EET PIT
Total/NA	Analysis	SM2320 B Instrument ID: PCTITRATOR		1			427358	02/23/23 22:43	MAM	EET PIT
Total/NA	Analysis	Field Sampling Instrument ID: NOEQUIP		1			428204	02/21/23 15:18	FDS	EET PIT

Client Sample ID: SCH-AP1-EB-1

Lab Sample ID: 680-230928-4

Date Collected: 02/21/23 16:08

Matrix: Water

Date Received: 02/23/23 14:49

Prep Type	Batch Type	Batch Method	Run	Dil Factor	Initial Amount	Final Amount	Batch Number	Prepared or Analyzed	Analyst	Lab
Total/NA	Analysis	EPA 300.0 R2.1 Instrument ID: INTEGRION		1	1 mL	1 mL	427262	02/23/23 20:00	M1D	EET PIT
Total Recoverable	Prep	3005A			25 mL	25 mL	427312	02/23/23 14:20	HCY	EET PIT
Total Recoverable	Analysis	EPA 6020B Instrument ID: DORY		1			427388	02/24/23 11:21	RSK	EET PIT
Total/NA	Prep	7470A			25 mL	25 mL	428554	03/09/23 09:25	RSR	EET PIT
Total/NA	Analysis	EPA 7470A Instrument ID: HGZ		1			428715	03/09/23 12:59	RJR	EET PIT
Total/NA	Prep	9030B			50 mL	50 mL	427368	02/24/23 09:01	BAB	EET PIT
Total/NA	Analysis	EPA 9034 Instrument ID: NOEQUIP		1			427414	02/24/23 15:24	BAB	EET PIT
Total/NA	Analysis	SM 2540C Instrument ID: NOEQUIP		1	100 mL	100 mL	427325	02/23/23 17:25	LWM	EET PIT
Total/NA	Analysis	SM2320 B Instrument ID: PCTITRATOR		1			427358	02/23/23 22:48	MAM	EET PIT

Eurofins Savannah

Lab Chronicle

Client: Southern Company
 Project/Site: GPC Plant Scherer - Ash Pond

Job ID: 680-230928-1

Client Sample ID: SCH-SGWA-3

Lab Sample ID: 680-230928-5

Date Collected: 02/21/23 16:02

Matrix: Water

Date Received: 02/23/23 14:49

Prep Type	Batch Type	Batch Method	Run	Dil Factor	Initial Amount	Final Amount	Batch Number	Prepared or Analyzed	Analyst	Lab
Total/NA	Analysis	EPA 300.0 R2.1		1	1 mL	1 mL	427262	02/23/23 20:55	M1D	EET PIT
Instrument ID: INTEGRION										
Total Recoverable	Prep	3005A			25 mL	25 mL	427312	02/23/23 14:20	HCY	EET PIT
Total Recoverable	Analysis	EPA 6020B		1			427388	02/24/23 11:25	RSK	EET PIT
Instrument ID: DORY										
Total/NA	Prep	7470A			25 mL	25 mL	428554	03/09/23 09:25	RSR	EET PIT
Total/NA	Analysis	EPA 7470A		1			428715	03/09/23 13:00	RJR	EET PIT
Instrument ID: HGZ										
Total/NA	Prep	9030B			50 mL	50 mL	427368	02/24/23 09:01	BAB	EET PIT
Total/NA	Analysis	EPA 9034		1			427414	02/24/23 15:26	BAB	EET PIT
Instrument ID: NOEQUIP										
Total/NA	Analysis	SM 2540C		1	100 mL	100 mL	427325	02/23/23 17:25	LWM	EET PIT
Instrument ID: NOEQUIP										
Total/NA	Analysis	SM 3500		1			429994	03/22/23 08:58	CRL	EET PIT
Instrument ID: NOEQUIP										
Total/NA	Analysis	SM2320 B		1			427358	02/23/23 22:51	MAM	EET PIT
Instrument ID: PCTITRATOR										
Total/NA	Analysis	Field Sampling		1			428204	02/21/23 16:02	FDS	EET PIT
Instrument ID: NOEQUIP										

Laboratory References:

EET PIT = Eurofins Pittsburgh, 301 Alpha Drive, RIDC Park, Pittsburgh, PA 15238, TEL (412)963-7058

Accreditation/Certification Summary

Client: Southern Company
 Project/Site: GPC Plant Scherer - Ash Pond

Job ID: 680-230928-1

Laboratory: Eurofins Pittsburgh

All accreditations/certifications held by this laboratory are listed. Not all accreditations/certifications are applicable to this report.

Authority	Program	Identification Number	Expiration Date
Arkansas DEQ	State	19-033-0	06-27-23
California	State	2891	04-30-23
Connecticut	State	PH-0688	09-30-24
Florida	NELAP	E871008	06-30-23
Georgia	State	PA 02-00416	04-30-23
Illinois	NELAP	004375	06-30-23
Kansas	NELAP	E-10350	01-31-24
Kentucky (UST)	State	162013	04-30-23
Kentucky (WW)	State	KY98043	12-31-23
Louisiana	NELAP	04041	06-30-22 *
Louisiana (All)	NELAP	04041	06-30-23
Maine	State	PA00164	03-06-24
Minnesota	NELAP	042-999-482	12-31-23
New Hampshire	NELAP	2030	04-04-23
New Jersey	NELAP	PA005	06-30-23
New York	NELAP	11182	04-01-23
North Carolina (WW/SW)	State	434	12-31-23
North Dakota	State	R-227	04-30-23
Oregon	NELAP	PA-2151	02-06-24
Pennsylvania	NELAP	02-00416	04-30-24
Rhode Island	State	LAO00362	12-31-22 *
South Carolina	State	89014	04-30-23
Texas	NELAP	T104704528	03-31-23
US Fish & Wildlife	US Federal Programs	058448	03-31-23
USDA	US Federal Programs	P330-16-00211	06-21-24
Utah	NELAP	PA001462019-8	05-31-23
Virginia	NELAP	10043	09-14-23
West Virginia DEP	State	142	03-31-23
Wisconsin	State	998027800	08-31-23

* Accreditation/Certification renewal pending - accreditation/certification considered valid.

Method Summary

Client: Southern Company
Project/Site: GPC Plant Scherer - Ash Pond

Job ID: 680-230928-1

Method	Method Description	Protocol	Laboratory
EPA 300.0 R2.1	Anions, Ion Chromatography	EPA	EET PIT
EPA 6020B	Metals (ICP/MS)	SW846	EET PIT
EPA 7470A	Mercury (CVAA)	SW846	EET PIT
EPA 9034	Sulfide, Acid soluble and Insoluble (Titrimetric)	SW846	EET PIT
SM 2540C	Solids, Total Dissolved (TDS)	SM	EET PIT
SM 3500	Iron, Ferric	SM	EET PIT
SM2320 B	Alkalinity, Total	SM18	EET PIT
Field Sampling	Field Sampling	EPA	EET PIT
3005A	Preparation, Total Recoverable or Dissolved Metals	SW846	EET PIT
7470A	Preparation, Mercury	SW846	EET PIT
9030B	Sulfide, Distillation (Acid Soluble and Insoluble)	SW846	EET PIT

Protocol References:

EPA = US Environmental Protection Agency

SM = "Standard Methods For The Examination Of Water And Wastewater"

SM18 = "Standard Methods For The Examination Of Water And Wastewater", 18th Edition, 1992.

SW846 = "Test Methods For Evaluating Solid Waste, Physical/Chemical Methods", Third Edition, November 1986 And Its Updates.

Laboratory References:

EET PIT = Eurofins Pittsburgh, 301 Alpha Drive, RIDC Park, Pittsburgh, PA 15238, TEL (412)963-7058

FedEx

RT **198** 1
FZ **197** 10:30 A
9156
02.23

Do not lift using this tag.



eurofins

**Environment Testing
TestAmerica**

Part # 159469-434 MTW EXP 11/23

ORIGIN ID: LIYA (678) 966-9991
GEORGE TAYLOR
EUROFINS ATLANTA SC
6215 REGENCY PARKWAY NW
SUITE 900
NORCROSS, GA 30071
UNITED STATES US

SHIP DATE: 22FEB23
ACTWTG: 45.00 LB MAN
CAD: 59116/CAFE3616

BIL/RECIPIENT

TO **SAMPLE RECIEVING
EUROFINS TESTAMERICA PITTSBURGH
301 ALPHA DR.
RIDC PARK
PITTSBURGH PA 15238**

(Place)

(412) 963-7058
THU: PO:

REF:



Uncorrected temp
Thermometer ID

2.5 °C
18

CFO-1 Initials *MO*

PT-WI-SR-001 effective 11/8/18

**FedEx
Express**




**THU - 23 FEB 10:30A
PRIORITY OVERNIGHT**

TRK# **6072 5516 9156**
0201

NX-AGCA

**15238
PA-US PIT**



680-230928 Waybill

- 1
- 2
- 3
- 4
- 5
- 6
- 7
- 8
- 9
- 10
- 11
- 12

FedEx

RT **198** 1
FZ **197** 10:30 A
9156
02.23

Do not lift using this tag.

 **eurofins** | Environment Testing
TestAmerica

Part # 159469-434 MTW EXP 11/23

ORIGIN ID: LIYA (678) 966-9991
GEORGE TAYLOR
EUROFINS ATLANTA SC
6215 REGENCY PARKWAY NW
SUITE 900
NORCROSS, GA 30071
UNITED STATES US

SHIP DATE: 22FEB23
ACTWT: 45.00 LB MAN
CAD: 59116/CAFE3616

BIL/RECIPIENT

TO **SAMPLE RECIEVING
EUROFINS TESTAMERICA PITSBURGH
301 ALPHA DR.
RIDC PARK
PITTSBURGH PA 15238**

(Place)

(412) 963-7058
THU:
PO:

REF:

DP:

Uncorrected temp
Thermometer ID

2.5 °C
18

CF 0.1 Initials MS
PT-WI-SR-001 effective 11/8/18

FedEx
Express



**THU - 23 FEB 10:30A
PRIORITY OVERNIGHT**

TRK# 6072 5516 9156
0201

15238
PA-US PIT

NX-AGCA



680-230928 Waybill

- 1
- 2
- 3
- 4
- 5
- 6
- 7
- 8
- 9
- 10
- 11
- 12

ST. Louis

TestAmerica

301 Alpha Drive
RDC Park
Pittsburgh, PA 15238-2907
phone 412.963.7058 fax 412.963.2468

Chain of Custody Record

TestAmerica
THE LEADER IN ENVIRONMENTAL TESTING

TestAmerica Laboratories, Inc.

CO-212-23

Regulatory Program: DW NPDES RCKA Other:

Project Manager: Dawn Prell
Tel/Fax: 248-536-5445

Client Contact: Joju Abraham
Southern Company
241 Ralph McGill Blvd SE B10185
Atlanta, GA 30308
j.abraham@southernco.com
Project Name: CCR - Plant Scherer Ash Pond
Site: Georgia
Project #: 68027798

Site Contact: Dawn Prell
Lab Contact: David Fuller

Analysis Turnaround Time
 CALENDAR DAYS WORKING DAYS
TAT if different from Below ___ 3-5 days ___
 2 weeks
 1 week
 2 days
 1 day

Sample Identification	Sample Date	Sample Time	Sample Type (C-Comp, G-Grab)	Matrix	# of Cont.	Analytical Parameters										Sample Specific Notes	
						Filtered Sample (Y/N)	Perform MS/MSD (Y/N)	App III metals: B, Ca	App IV metals: Sb, As, Ba, Be, Bi, Cd, Cr, Co, Pb, Li, Hg, Mo, Se, Tl	Radium 226 + 228	Mg, Na, K, Mn	Sulfide	HCO ₃ , CO ₃ Alkalinity	Cl, F, SO ₄ , TDS	Fe total, Fe2, Fe3		
SCH-SGWA-1	2/21/2023	13:20	G	WG	8	N	N	X	X	X	X	X	X	X	X	X	pH= 5.28, Fe2= 0.5, Fe2 collected 2/21/2023 at 13:30
SCH-AP1-FB-1	2/21/2023	16:20	G	WQ	8	N	N	X	X	X	X	X	X	X	X	X	
SCH-SGWA-5	2/21/2023	15:18	G	WG	8	N	N	X	X	X	X	X	X	X	X	X	pH= 5.60, Fe2= 0.0, Fe2 collected 2/21/2023 at 15:23
SCH-AP1-EB-1	2/21/2023	16:08	G	WQ	8	N	N	X	X	X	X	X	X	X	X	X	
SCH-SGWA-3	2/21/2023	16:02	G	WG	8	N	N	X	X	X	X	X	X	X	X	X	pH= 5.82, Fe2= 0.0, Fe2 collected 2/21/2023 at 16:07



Preservation Used: 1= Ice, 2= HCl; 3= H2SO4; 4= HNO3; 5= NaOH; 6= Other

Possible Hazard Identification: Are any samples from a listed EPA Hazardous Waste? Please List any EPA Waste Codes for the sample in the Comments Section if the lab is to dispose of the sample.

Non-Hazard Flammable Skin Irritant Poison B Unknown

Special Instructions/QC Requirements & Comments: SCH-CCR-ASSMT-202351

Relinquished by:	Date/Time:	Company:	Therm ID No.:
David Fuller	2/21/23 10:10	Southern	0830
Michael Marked	2/22/23 10:10	TestAmerica	
David Fuller	2/22/23 10:10	TestAmerica	
Michael Marked	2/22/23 10:10	TestAmerica	

TestAmerica Pittsburgh
 301 Alpha Drive
 RIDC Park
 Pittsburgh, PA 15238-2907
 phone 412 963 7058 fax 412.963.2468

Chain of Custody Record

TestAmerica
 THE LEADER IN ENVIRONMENTAL TESTING

TestAmerica Laboratories, Inc.

Cooper Now

Regulatory Program: DW NPDES RCRA Other
 Project Manager: Dawn Prell
 Tel/Fax: 248-536-5445

Client Contact: Joju Abraham
 Southern Company
 241 Ralph McGill Blvd SE B10185
 Atlanta, GA 30308
 JAbraham@southernco.com
 Project Name: CCR - Plant Scherer Ash Pond
 Site: Georgia
 Project #: 68027798

Site Contact: Dawn Prell
 Lab Contact: David Fuller
 Date: 04/24/23
 Carrier: Mike

Sampler: _____ of _____ COCs
 For Lab Use Only:
 Walk-in Client: _____
 Lab Sampling: _____
 Job / SDG No: _____
 TO ST. LOUIS
 Sample Specific Notes

Sample Identification	Sample Date	Sample Time	Sample Type (C=Comp, G=Grab)	Matrix	# of Cont.	Analysis Turnaround Time												
						Filtered Sample (Y/N)	Perform MS/MSD (Y/N)	App III metals: B, Ca	App IV metals: Sb, As, Ba, Be, Cd, Cr, Co, Pb, Li, Hg, Mo, Se, Tl	Radium 226 + 228	Mg, Na, K, Mn	Sulfide	HCO ₃ , CO ₃ Alkalinity	Cl, F, SO ₄ , TDS	Fe total, Fe ₂ , Fe ₃			
SCH-SGWA-1	2/21/2023	13:20	G	WG	8	Y	Y	Y	Y	Y	Y	Y	Y	Y	Y	Y	Y	pH= 5.28, Fe2= 0.5, Fe2 collected 2/21/2023 at 13:30
SCH-API-FB-1	2/21/2023	16:20	G	WQ	8	Y	Y	Y	Y	Y	Y	Y	Y	Y	Y	Y	Y	pH= 5.60, Fe2= 0.0, Fe2 collected 2/21/2023 at 15:23
SCH-SGWA-5	2/21/2023	15:18	G	WG	8	Y	Y	Y	Y	Y	Y	Y	Y	Y	Y	Y	Y	pH= 5.82, Fe2= 0.0, Fe2 collected 2/21/2023 at 16:07
SCH-API-EB-1	2/21/2023	16:08	G	WQ	8	Y	Y	Y	Y	Y	Y	Y	Y	Y	Y	Y	Y	
SCH-SGWA-3	2/21/2023	16:02	G	WG	8	Y	Y	Y	Y	Y	Y	Y	Y	Y	Y	Y	Y	



Preservation Used: 1= Ice, 2= HCl; 3= H2SO4; 4= HNO3; 5= NaOH; 6= Other
 Possible Hazard Identification: _____
 Are any samples from a listed EPA Hazardous Waste? Please List any EPA Waste Codes for the sample in the Comments Section if the lab is to dispose of the sample
 Non-Hazard Flammable Skin Irritant Poison B Unknown
 Return to Client Disposal by Lab Archive for _____ Months

Special Instructions/QC Requirements & Comments: SCH-CCR-ASSMT-2023S1

Custody Seal No: _____
 Relinquished by: *Dawn Prell*
 Relinquished by: *Mike Ginnice*
 Relinquished by: *Mike Ginnice*
 Relinquished by: *Mike Ginnice*

Company: *WSP*
 Company: *Cooper Now*
 Company: *Cooper Now*
 Company: *Cooper Now*

Date/Time: 02/23/23
 Date/Time: 2/22/23
 Date/Time: 2/23/23
 Date/Time: 2/23/23

Therm ID No: _____
 Cooler Temp. (°C) Obs'd: _____
 Corrd: _____



Login Sample Receipt Checklist

Client: Southern Company

Job Number: 680-230928-1

Login Number: 230928

List Number: 5

Creator: Weimerskirk, Angie

List Source: Eurofins Pittsburgh

List Creation: 03/28/23 09:51 AM

Question	Answer	Comment
Radioactivity wasn't checked or is </= background as measured by a survey meter.	True	
The cooler's custody seal, if present, is intact.	True	
Sample custody seals, if present, are intact.	True	
The cooler or samples do not appear to have been compromised or tampered with.	True	
Samples were received on ice.	True	
Cooler Temperature is acceptable.	True	
Cooler Temperature is recorded.	True	
COC is present.	True	
COC is filled out in ink and legible.	True	
COC is filled out with all pertinent information.	True	
Is the Field Sampler's name present on COC?	True	
There are no discrepancies between the containers received and the COC.	True	
Samples are received within Holding Time (excluding tests with immediate HTs)	True	
Sample containers have legible labels.	True	
Containers are not broken or leaking.	True	
Sample collection date/times are provided.	True	
Appropriate sample containers are used.	True	
Sample bottles are completely filled.	True	
Sample Preservation Verified.	True	
There is sufficient vol. for all requested analyses, incl. any requested MS/MSDs	True	
Containers requiring zero headspace have no headspace or bubble is <6mm (1/4").	True	
Multiphasic samples are not present.	True	
Samples do not require splitting or compositing.	True	
Residual Chlorine Checked.	N/A	





ANALYTICAL REPORT

PREPARED FOR

Attn: Joju Abraham
Southern Company
241 Ralph McGill Blvd SE
B10185
Atlanta, Georgia 30308

Generated 4/15/2023 11:28:27 AM

JOB DESCRIPTION

CCR Plant Scherer - Ash Pond

JOB NUMBER

680-231043-1

Eurofins Savannah

Job Notes

The test results in this report meet NELAP requirements for parameters for which accreditation is required or available. Any exceptions to the NELAP requirements are noted. Results pertain only to samples listed in this report. This report may not be reproduced, except in full, without the written approval of the laboratory. Questions should be directed to the person who signed this report.

The test results in this report relate only to the samples as received by the laboratory and will meet all requirements of the methodology, with any exceptions noted. This report shall not be reproduced except in full, without the express written approval of the laboratory. All questions should be directed to the Eurofins Environment Testing Southeast, LLC Project Manager.

Authorization



Generated
4/15/2023 11:28:27 AM

Authorized for release by
David Fuller, Project Manager
David.Fuller@et.eurofinsus.com
(770)344-8986

Definitions/Glossary

Client: Southern Company
Project/Site: CCR Plant Scherer - Ash Pond

Job ID: 680-231043-1

Qualifiers

HPLC/IC

Qualifier	Qualifier Description
F1	MS and/or MSD recovery exceeds control limits.
J	Result is less than the RL but greater than or equal to the MDL and the concentration is an approximate value.

Metals

Qualifier	Qualifier Description
B	Compound was found in the blank and sample.
J	Result is less than the RL but greater than or equal to the MDL and the concentration is an approximate value.

General Chemistry

Qualifier	Qualifier Description
cn	Refer to Case Narrative for further detail

Glossary


Abbreviation	These commonly used abbreviations may or may not be present in this report.
α	Listed under the "D" column to designate that the result is reported on a dry weight basis
%R	Percent Recovery
CFL	Contains Free Liquid
CFU	Colony Forming Unit
CNF	Contains No Free Liquid
DER	Duplicate Error Ratio (normalized absolute difference)
Dil Fac	Dilution Factor
DL	Detection Limit (DoD/DOE)
DL, RA, RE, IN	Indicates a Dilution, Re-analysis, Re-extraction, or additional Initial metals/anion analysis of the sample
DLC	Decision Level Concentration (Radiochemistry)
EDL	Estimated Detection Limit (Dioxin)
LOD	Limit of Detection (DoD/DOE)
LOQ	Limit of Quantitation (DoD/DOE)
MCL	EPA recommended "Maximum Contaminant Level"
MDA	Minimum Detectable Activity (Radiochemistry)
MDC	Minimum Detectable Concentration (Radiochemistry)
MDL	Method Detection Limit
ML	Minimum Level (Dioxin)
MPN	Most Probable Number
MQL	Method Quantitation Limit
NC	Not Calculated
ND	Not Detected at the reporting limit (or MDL or EDL if shown)
NEG	Negative / Absent
POS	Positive / Present
PQL	Practical Quantitation Limit
PRES	Presumptive
QC	Quality Control
RER	Relative Error Ratio (Radiochemistry)
RL	Reporting Limit or Requested Limit (Radiochemistry)
RPD	Relative Percent Difference, a measure of the relative difference between two points
TEF	Toxicity Equivalent Factor (Dioxin)
TEQ	Toxicity Equivalent Quotient (Dioxin)
TNTC	Too Numerous To Count

Sample Summary

Client: Southern Company
Project/Site: CCR Plant Scherer - Ash Pond

Job ID: 680-231043-1

Lab Sample ID	Client Sample ID	Matrix	Collected	Received
680-231043-1	SCH-SGWA-2	Water	02/22/23 09:45	02/24/23 09:30
680-231043-2	SCH-SGWA-4	Water	02/22/23 11:30	02/24/23 09:30
680-231043-3	SCH-SGWC-6	Water	02/22/23 13:20	02/24/23 09:30
680-231043-4	SCH-SGWC-7	Water	02/22/23 15:30	02/24/23 09:30
680-231043-5	SCH-SGWC-8	Water	02/22/23 11:33	02/24/23 09:30
680-231043-6	SCH-SGWC-9	Water	02/22/23 09:45	02/24/23 09:30
680-231043-7	SCH-SGWC-10	Water	02/22/23 15:04	02/24/23 09:30
680-231043-8	SCH-SGWC-11	Water	02/22/23 14:30	02/24/23 09:30
680-231043-9	SCH-SGWC-17	Water	02/22/23 14:21	02/24/23 09:30
680-231043-10	SCH-SGWC-18	Water	02/22/23 11:48	02/24/23 09:30
680-231043-11	SCH-SGWC-19	Water	02/22/23 12:07	02/24/23 09:30
680-231043-12	SCH-SGWC-20	Water	02/22/23 10:13	02/24/23 09:30
680-231043-13	SCH-AP1-FD-1	Water	02/22/23 00:00	02/24/23 09:30
680-231043-14	SCH-AP1-FD-2	Water	02/22/23 00:00	02/24/23 09:30



Case Narrative

Client: Southern Company
Project/Site: CCR Plant Scherer - Ash Pond

Job ID: 680-231043-1

Job ID: 680-231043-1

Laboratory: Eurofins Savannah

Narrative

Job Narrative 680-231043-1

Receipt

The samples were received on 2/24/2023 9:30 AM. Unless otherwise noted below, the samples arrived in good condition, and, where required, properly preserved and on ice. The temperatures of the 3 coolers at receipt time were 2.3°C, 2.4°C and 3.8°C

HPLC/IC

Method 300_ORGFM_28D: The matrix spike / matrix spike duplicate (MS/MSD) recoveries for analytical batch 180-427383 were outside control limits for one or more analytes, see QC Sample Results for detail. Sample matrix interference and/or non-homogeneity are suspected because the associated laboratory control sample (LCS) recovery is within acceptance limits.

No additional analytical or quality issues were noted, other than those described above or in the Definitions/ Glossary page.

Metals

Method 6020B: The post digestion spike % recovery for barium associated with batch 180-428454 was outside of control limits. The associated sample is: SCH-SGWC-6 (680-231043-3).

Method 6020B: More than 10 samples were injected between CCV/CCB pairs. The following samples were in this batch: SCH-SGWC-9 (680-231043-6), SCH-SGWC-19 (680-231043-11) and SCH-SGWC-20 (680-231043-12)

Method 6020B: The following samples were diluted to bring the concentration of target analytes within the calibration range: SCH-SGWC-18 (680-231043-10), (180-152511-E-1-J ^2), (180-152511-E-1-K MS ^2), (180-152511-E-1-L MSD ^2), (180-152511-E-1-J PDS ^2) and (180-152511-E-1-J SD ^10). Elevated reporting limits (RLs) are provided.

No additional analytical or quality issues were noted, other than those described above or in the Definitions/ Glossary page.

General Chemistry

Method 2320B: Initial pH is less than or equal to 4.5 so the following sample is all NDSCH-SGWC-20 (680-231043-12)

Method 9034_Calc: A deviation from the Standard Operating Procedure (SOP) occurred. Details are as follows: samples received with headspace.

No additional analytical or quality issues were noted, other than those described above or in the Definitions/ Glossary page.

Client Sample Results

Client: Southern Company
Project/Site: CCR Plant Scherer - Ash Pond

Job ID: 680-231043-1

Client Sample ID: SCH-SGWA-2

Lab Sample ID: 680-231043-1

Date Collected: 02/22/23 09:45

Matrix: Water

Date Received: 02/24/23 09:30

Method: EPA 300.0 R2.1 - Anions, Ion Chromatography

Analyte	Result	Qualifier	RL	MDL	Unit	D	Prepared	Analyzed	Dil Fac
Chloride	1.5		1.0	0.71	mg/L			02/24/23 16:27	1
Fluoride	0.070	J	0.10	0.026	mg/L			02/24/23 16:27	1
Sulfate	1.4		1.0	0.76	mg/L			02/24/23 16:27	1

Method: SW846 EPA 6020B - Metals (ICP/MS) - Total Recoverable

Analyte	Result	Qualifier	RL	MDL	Unit	D	Prepared	Analyzed	Dil Fac
Antimony	<0.00097		0.0020	0.00097	mg/L		03/03/23 12:40	03/04/23 14:59	1
Arsenic	<0.00028		0.0010	0.00028	mg/L		03/03/23 12:40	03/04/23 14:59	1
Barium	0.038		0.010	0.0031	mg/L		03/03/23 12:40	03/04/23 14:59	1
Beryllium	<0.00027		0.0025	0.00027	mg/L		03/03/23 12:40	03/04/23 14:59	1
Boron	<0.060		0.080	0.060	mg/L		03/03/23 12:40	03/25/23 11:35	1
Cadmium	<0.00022		0.0025	0.00022	mg/L		03/03/23 12:40	03/04/23 14:59	1
Calcium	11		0.50	0.13	mg/L		03/03/23 12:40	03/04/23 14:59	1
Chromium	0.015		0.0020	0.0015	mg/L		03/03/23 12:40	03/04/23 14:59	1
Cobalt	<0.00026		0.0025	0.00026	mg/L		03/03/23 12:40	03/04/23 14:59	1
Iron	<0.028		0.050	0.028	mg/L		03/03/23 12:40	03/04/23 14:59	1
Lead	<0.00038		0.0010	0.00038	mg/L		03/03/23 12:40	03/04/23 14:59	1
Lithium	<0.0013		0.0050	0.0013	mg/L		03/03/23 12:40	03/09/23 22:39	1
Magnesium	6.0		0.50	0.050	mg/L		03/03/23 12:40	03/04/23 14:59	1
Manganese	<0.0013		0.0050	0.0013	mg/L		03/03/23 12:40	03/04/23 14:59	1
Molybdenum	<0.00061		0.015	0.00061	mg/L		03/03/23 12:40	03/04/23 14:59	1
Potassium	0.93		0.50	0.16	mg/L		03/03/23 12:40	03/04/23 14:59	1
Selenium	<0.00074		0.0050	0.00074	mg/L		03/03/23 12:40	03/04/23 14:59	1
Sodium	4.5		0.50	0.18	mg/L		03/03/23 12:40	03/04/23 14:59	1
Thallium	<0.00047		0.0010	0.00047	mg/L		03/03/23 12:40	03/04/23 14:59	1

Method: SW846 EPA 7470A - Mercury (CVAA)

Analyte	Result	Qualifier	RL	MDL	Unit	D	Prepared	Analyzed	Dil Fac
Mercury	<0.00013		0.00020	0.00013	mg/L		03/09/23 09:25	03/09/23 13:05	1

General Chemistry

Analyte	Result	Qualifier	RL	MDL	Unit	D	Prepared	Analyzed	Dil Fac
Sulfide (SW846 EPA 9034)	<2.1	cn	3.0	2.1	mg/L		02/25/23 10:40	02/25/23 15:11	1
Total Dissolved Solids (SM 2540C)	100		10	10	mg/L			02/24/23 17:35	1
Ferric Iron (SM 3500)	<0.0061		0.050	0.0061	mg/L			03/22/23 08:58	1
Total Alkalinity as CaCO3 to pH 4.5 (SM18 SM2320 B)	69		5.0	5.0	mg/L			02/24/23 20:06	1
Bicarbonate Alkalinity as CaCO3 (SM18 SM2320 B)	69		5.0	5.0	mg/L			02/24/23 20:06	1
Carbonate Alkalinity as CaCO3 (SM18 SM2320 B)	<5.0		5.0	5.0	mg/L			02/24/23 20:06	1

Method: EPA Field Sampling - Field Sampling

Analyte	Result	Qualifier	RL	MDL	Unit	D	Prepared	Analyzed	Dil Fac
pH	6.85				SU			02/22/23 09:45	1
Ferrous Iron	0.0				mg/L			02/22/23 09:45	1

Client Sample Results

Client: Southern Company
Project/Site: CCR Plant Scherer - Ash Pond

Job ID: 680-231043-1

Client Sample ID: SCH-SGWA-4

Lab Sample ID: 680-231043-2

Date Collected: 02/22/23 11:30

Matrix: Water

Date Received: 02/24/23 09:30

Method: EPA 300.0 R2.1 - Anions, Ion Chromatography

Analyte	Result	Qualifier	RL	MDL	Unit	D	Prepared	Analyzed	Dil Fac
Chloride	1.6		1.0	0.71	mg/L			02/24/23 16:45	1
Fluoride	0.60		0.10	0.026	mg/L			02/24/23 16:45	1
Sulfate	1.4		1.0	0.76	mg/L			02/24/23 16:45	1

Method: SW846 EPA 6020B - Metals (ICP/MS) - Total Recoverable

Analyte	Result	Qualifier	RL	MDL	Unit	D	Prepared	Analyzed	Dil Fac
Antimony	<0.00097		0.0020	0.00097	mg/L		03/03/23 12:40	03/04/23 15:03	1
Arsenic	0.00029	J	0.0010	0.00028	mg/L		03/03/23 12:40	03/04/23 15:03	1
Barium	0.078		0.010	0.0031	mg/L		03/03/23 12:40	03/04/23 15:03	1
Beryllium	<0.00027		0.0025	0.00027	mg/L		03/03/23 12:40	03/04/23 15:03	1
Boron	<0.060		0.080	0.060	mg/L		03/03/23 12:40	03/25/23 11:38	1
Cadmium	<0.00022		0.0025	0.00022	mg/L		03/03/23 12:40	03/04/23 15:03	1
Calcium	20		0.50	0.13	mg/L		03/03/23 12:40	03/04/23 15:03	1
Chromium	0.0058		0.0020	0.0015	mg/L		03/03/23 12:40	03/04/23 15:03	1
Cobalt	<0.00026		0.0025	0.00026	mg/L		03/03/23 12:40	03/04/23 15:03	1
Iron	<0.028		0.050	0.028	mg/L		03/03/23 12:40	03/04/23 15:03	1
Lead	<0.00038		0.0010	0.00038	mg/L		03/03/23 12:40	03/04/23 15:03	1
Lithium	<0.0013		0.0050	0.0013	mg/L		03/03/23 12:40	03/09/23 22:42	1
Magnesium	7.1		0.50	0.050	mg/L		03/03/23 12:40	03/04/23 15:03	1
Manganese	<0.0013		0.0050	0.0013	mg/L		03/03/23 12:40	03/04/23 15:03	1
Molybdenum	<0.00061		0.015	0.00061	mg/L		03/03/23 12:40	03/04/23 15:03	1
Potassium	1.7		0.50	0.16	mg/L		03/03/23 12:40	03/04/23 15:03	1
Selenium	<0.00074		0.0050	0.00074	mg/L		03/03/23 12:40	03/04/23 15:03	1
Sodium	9.1		0.50	0.18	mg/L		03/03/23 12:40	03/04/23 15:03	1
Thallium	<0.00047		0.0010	0.00047	mg/L		03/03/23 12:40	03/04/23 15:03	1

Method: SW846 EPA 7470A - Mercury (CVAA)

Analyte	Result	Qualifier	RL	MDL	Unit	D	Prepared	Analyzed	Dil Fac
Mercury	<0.00013		0.00020	0.00013	mg/L		03/09/23 09:25	03/09/23 13:06	1

General Chemistry

Analyte	Result	Qualifier	RL	MDL	Unit	D	Prepared	Analyzed	Dil Fac
Sulfide (SW846 EPA 9034)	<2.1	cn	3.0	2.1	mg/L		02/25/23 10:40	02/25/23 15:18	1
Total Dissolved Solids (SM 2540C)	120		10	10	mg/L			02/24/23 17:35	1
Ferric Iron (SM 3500)	<0.0061		0.050	0.0061	mg/L			03/22/23 08:58	1
Total Alkalinity as CaCO3 to pH 4.5 (SM18 SM2320 B)	110		5.0	5.0	mg/L			02/24/23 20:11	1
Bicarbonate Alkalinity as CaCO3 (SM18 SM2320 B)	110		5.0	5.0	mg/L			02/24/23 20:11	1
Carbonate Alkalinity as CaCO3 (SM18 SM2320 B)	<5.0		5.0	5.0	mg/L			02/24/23 20:11	1

Method: EPA Field Sampling - Field Sampling

Analyte	Result	Qualifier	RL	MDL	Unit	D	Prepared	Analyzed	Dil Fac
pH	6.36				SU			02/22/23 11:30	1
Ferrous Iron	0.0				mg/L			02/22/23 11:30	1

Client Sample Results

Client: Southern Company
Project/Site: CCR Plant Scherer - Ash Pond

Job ID: 680-231043-1

Client Sample ID: SCH-SGWC-6

Lab Sample ID: 680-231043-3

Date Collected: 02/22/23 13:20

Matrix: Water

Date Received: 02/24/23 09:30

Method: EPA 300.0 R2.1 - Anions, Ion Chromatography

Analyte	Result	Qualifier	RL	MDL	Unit	D	Prepared	Analyzed	Dil Fac
Chloride	2.3		1.0	0.71	mg/L			02/24/23 17:40	1
Fluoride	0.11		0.10	0.026	mg/L			02/24/23 17:40	1
Sulfate	1.4		1.0	0.76	mg/L			02/24/23 17:40	1

Method: SW846 EPA 6020B - Metals (ICP/MS) - Total Recoverable

Analyte	Result	Qualifier	RL	MDL	Unit	D	Prepared	Analyzed	Dil Fac
Antimony	<0.00097		0.0020	0.00097	mg/L		03/03/23 12:40	03/04/23 15:07	1
Arsenic	<0.00028		0.0010	0.00028	mg/L		03/03/23 12:40	03/04/23 15:07	1
Barium	0.12		0.010	0.0031	mg/L		03/03/23 12:40	03/04/23 15:07	1
Beryllium	<0.00027		0.0025	0.00027	mg/L		03/03/23 12:40	03/04/23 15:07	1
Boron	<0.060		0.080	0.060	mg/L		03/03/23 12:40	03/25/23 11:41	1
Cadmium	<0.00022		0.0025	0.00022	mg/L		03/03/23 12:40	03/04/23 15:07	1
Calcium	10		0.50	0.13	mg/L		03/03/23 12:40	03/04/23 15:07	1
Chromium	<0.0015		0.0020	0.0015	mg/L		03/03/23 12:40	03/04/23 15:07	1
Cobalt	0.00030	J	0.0025	0.00026	mg/L		03/03/23 12:40	03/04/23 15:07	1
Iron	0.23		0.050	0.028	mg/L		03/03/23 12:40	03/04/23 15:07	1
Lead	<0.00038		0.0010	0.00038	mg/L		03/03/23 12:40	03/04/23 15:07	1
Lithium	<0.0013		0.0050	0.0013	mg/L		03/03/23 12:40	03/09/23 22:46	1
Magnesium	4.5		0.50	0.050	mg/L		03/03/23 12:40	03/04/23 15:07	1
Manganese	0.053		0.0050	0.0013	mg/L		03/03/23 12:40	03/04/23 15:07	1
Molybdenum	<0.00061		0.015	0.00061	mg/L		03/03/23 12:40	03/04/23 15:07	1
Potassium	0.87		0.50	0.16	mg/L		03/03/23 12:40	03/04/23 15:07	1
Selenium	<0.00074		0.0050	0.00074	mg/L		03/03/23 12:40	03/04/23 15:07	1
Sodium	11		0.50	0.18	mg/L		03/03/23 12:40	03/04/23 15:07	1
Thallium	<0.00047		0.0010	0.00047	mg/L		03/03/23 12:40	03/04/23 15:07	1

Method: SW846 EPA 7470A - Mercury (CVAA)

Analyte	Result	Qualifier	RL	MDL	Unit	D	Prepared	Analyzed	Dil Fac
Mercury	<0.00013		0.00020	0.00013	mg/L		03/09/23 09:25	03/09/23 13:08	1

General Chemistry

Analyte	Result	Qualifier	RL	MDL	Unit	D	Prepared	Analyzed	Dil Fac
Sulfide (SW846 EPA 9034)	<2.1	cn	3.0	2.1	mg/L		02/25/23 10:40	02/25/23 15:21	1
Total Dissolved Solids (SM 2540C)	120		10	10	mg/L			02/24/23 17:35	1
Ferric Iron (SM 3500)	0.23		0.050	0.0061	mg/L			03/22/23 08:58	1
Total Alkalinity as CaCO3 to pH 4.5 (SM18 SM2320 B)	75		5.0	5.0	mg/L			02/24/23 20:16	1
Bicarbonate Alkalinity as CaCO3 (SM18 SM2320 B)	75		5.0	5.0	mg/L			02/24/23 20:16	1
Carbonate Alkalinity as CaCO3 (SM18 SM2320 B)	<5.0		5.0	5.0	mg/L			02/24/23 20:16	1

Method: EPA Field Sampling - Field Sampling

Analyte	Result	Qualifier	RL	MDL	Unit	D	Prepared	Analyzed	Dil Fac
pH	6.28				SU			02/22/23 13:20	1
Ferrous Iron	0.0				mg/L			02/22/23 13:20	1

Client Sample Results

Client: Southern Company
Project/Site: CCR Plant Scherer - Ash Pond

Job ID: 680-231043-1

Client Sample ID: SCH-SGWC-7

Lab Sample ID: 680-231043-4

Date Collected: 02/22/23 15:30

Matrix: Water

Date Received: 02/24/23 09:30

Method: EPA 300.0 R2.1 - Anions, Ion Chromatography

Analyte	Result	Qualifier	RL	MDL	Unit	D	Prepared	Analyzed	Dil Fac
Chloride	3.6		1.0	0.71	mg/L			02/24/23 17:59	1
Fluoride	0.16		0.10	0.026	mg/L			02/24/23 17:59	1
Sulfate	6.7		1.0	0.76	mg/L			02/24/23 17:59	1

Method: SW846 EPA 6020B - Metals (ICP/MS) - Total Recoverable

Analyte	Result	Qualifier	RL	MDL	Unit	D	Prepared	Analyzed	Dil Fac
Antimony	<0.00097		0.0020	0.00097	mg/L		03/03/23 12:40	03/04/23 15:25	1
Arsenic	<0.00028		0.0010	0.00028	mg/L		03/03/23 12:40	03/04/23 15:25	1
Barium	0.22	J B	0.010	0.0031	mg/L		03/03/23 12:40	03/04/23 15:25	1
Beryllium	<0.00027		0.0025	0.00027	mg/L		03/03/23 12:40	03/04/23 15:25	1
Boron	0.064	J B	0.080	0.060	mg/L		03/03/23 12:40	03/25/23 11:49	1
Cadmium	<0.00022		0.0025	0.00022	mg/L		03/03/23 12:40	03/04/23 15:25	1
Calcium	15		0.50	0.13	mg/L		03/03/23 12:40	03/04/23 15:25	1
Chromium	<0.0015		0.0020	0.0015	mg/L		03/03/23 12:40	03/04/23 15:25	1
Cobalt	0.0014	J	0.0025	0.00026	mg/L		03/03/23 12:40	03/04/23 15:25	1
Iron	0.21		0.050	0.028	mg/L		03/03/23 12:40	03/04/23 15:25	1
Lead	<0.00038		0.0010	0.00038	mg/L		03/03/23 12:40	03/04/23 15:25	1
Lithium	0.0056		0.0050	0.0013	mg/L		03/03/23 12:40	03/09/23 23:12	1
Magnesium	9.4		0.50	0.050	mg/L		03/03/23 12:40	03/04/23 15:25	1
Manganese	0.12		0.0050	0.0013	mg/L		03/03/23 12:40	03/04/23 15:25	1
Molybdenum	<0.00061		0.015	0.00061	mg/L		03/03/23 12:40	03/04/23 15:25	1
Potassium	3.9		0.50	0.16	mg/L		03/03/23 12:40	03/04/23 15:25	1
Selenium	<0.00074		0.0050	0.00074	mg/L		03/03/23 12:40	03/04/23 15:25	1
Sodium	16		0.50	0.18	mg/L		03/03/23 12:40	03/04/23 15:25	1
Thallium	<0.00047		0.0010	0.00047	mg/L		03/03/23 12:40	03/04/23 15:25	1

Method: SW846 EPA 7470A - Mercury (CVAA)

Analyte	Result	Qualifier	RL	MDL	Unit	D	Prepared	Analyzed	Dil Fac
Mercury	<0.00013		0.00020	0.00013	mg/L		03/09/23 09:25	03/09/23 13:09	1

General Chemistry

Analyte	Result	Qualifier	RL	MDL	Unit	D	Prepared	Analyzed	Dil Fac
Sulfide (SW846 EPA 9034)	<2.1	cn	3.0	2.1	mg/L		02/25/23 10:40	02/25/23 15:23	1
Total Dissolved Solids (SM 2540C)	170		10	10	mg/L			02/24/23 17:35	1
Ferric Iron (SM 3500)	0.21		0.050	0.0061	mg/L			03/22/23 08:58	1
Total Alkalinity as CaCO3 to pH 4.5 (SM18 SM2320 B)	130		5.0	5.0	mg/L			02/24/23 20:21	1
Bicarbonate Alkalinity as CaCO3 (SM18 SM2320 B)	130		5.0	5.0	mg/L			02/24/23 20:21	1
Carbonate Alkalinity as CaCO3 (SM18 SM2320 B)	<5.0		5.0	5.0	mg/L			02/24/23 20:21	1

Method: EPA Field Sampling - Field Sampling

Analyte	Result	Qualifier	RL	MDL	Unit	D	Prepared	Analyzed	Dil Fac
pH	6.51				SU			02/22/23 15:30	1
Ferrous Iron	0.0				mg/L			02/22/23 15:30	1

Client Sample Results

Client: Southern Company
Project/Site: CCR Plant Scherer - Ash Pond

Job ID: 680-231043-1

Client Sample ID: SCH-SGWC-8

Lab Sample ID: 680-231043-5

Date Collected: 02/22/23 11:33

Matrix: Water

Date Received: 02/24/23 09:30

Method: EPA 300.0 R2.1 - Anions, Ion Chromatography

Analyte	Result	Qualifier	RL	MDL	Unit	D	Prepared	Analyzed	Dil Fac
Chloride	18		1.0	0.71	mg/L			02/24/23 18:54	1
Fluoride	0.52	F1	0.10	0.026	mg/L			02/24/23 18:54	1
Sulfate	52		1.0	0.76	mg/L			02/24/23 18:54	1

Method: SW846 EPA 6020B - Metals (ICP/MS) - Total Recoverable

Analyte	Result	Qualifier	RL	MDL	Unit	D	Prepared	Analyzed	Dil Fac
Antimony	<0.00097		0.0020	0.00097	mg/L		03/03/23 12:40	03/04/23 15:40	1
Arsenic	<0.00028		0.0010	0.00028	mg/L		03/03/23 12:40	03/04/23 15:40	1
Barium	0.13		0.010	0.0031	mg/L		03/03/23 12:40	03/04/23 15:40	1
Beryllium	<0.00027		0.0025	0.00027	mg/L		03/03/23 12:40	03/04/23 15:40	1
Boron	0.11	B	0.080	0.060	mg/L		03/03/23 12:40	03/25/23 11:52	1
Cadmium	<0.00022		0.0025	0.00022	mg/L		03/03/23 12:40	03/04/23 15:40	1
Calcium	41		0.50	0.13	mg/L		03/03/23 12:40	03/04/23 15:40	1
Chromium	0.0023		0.0020	0.0015	mg/L		03/03/23 12:40	03/04/23 15:40	1
Cobalt	<0.00026		0.0025	0.00026	mg/L		03/03/23 12:40	03/04/23 15:40	1
Iron	<0.028		0.050	0.028	mg/L		03/03/23 12:40	03/04/23 15:40	1
Lead	<0.00038		0.0010	0.00038	mg/L		03/03/23 12:40	03/04/23 15:40	1
Lithium	0.0014	J	0.0050	0.0013	mg/L		03/03/23 12:40	03/09/23 23:15	1
Magnesium	24		0.50	0.050	mg/L		03/03/23 12:40	03/04/23 15:40	1
Manganese	<0.0013		0.0050	0.0013	mg/L		03/03/23 12:40	03/04/23 15:40	1
Molybdenum	<0.00061		0.015	0.00061	mg/L		03/03/23 12:40	03/04/23 15:40	1
Potassium	1.1		0.50	0.16	mg/L		03/03/23 12:40	03/04/23 15:40	1
Selenium	<0.00074		0.0050	0.00074	mg/L		03/03/23 12:40	03/04/23 15:40	1
Sodium	36		0.50	0.18	mg/L		03/03/23 12:40	03/04/23 15:40	1
Thallium	<0.00047		0.0010	0.00047	mg/L		03/03/23 12:40	03/04/23 15:40	1

Method: SW846 EPA 7470A - Mercury (CVAA)

Analyte	Result	Qualifier	RL	MDL	Unit	D	Prepared	Analyzed	Dil Fac
Mercury	<0.00013		0.00020	0.00013	mg/L		03/09/23 09:25	03/09/23 13:10	1

General Chemistry

Analyte	Result	Qualifier	RL	MDL	Unit	D	Prepared	Analyzed	Dil Fac
Sulfide (SW846 EPA 9034)	<2.1	cn	3.0	2.1	mg/L		02/25/23 10:40	02/25/23 15:26	1
Total Dissolved Solids (SM 2540C)	350		10	10	mg/L			02/24/23 17:35	1
Ferric Iron (SM 3500)	<0.0061		0.050	0.0061	mg/L			03/22/23 08:58	1
Total Alkalinity as CaCO3 to pH 4.5 (SM18 SM2320 B)	260		5.0	5.0	mg/L			02/24/23 20:26	1
Bicarbonate Alkalinity as CaCO3 (SM18 SM2320 B)	260		5.0	5.0	mg/L			02/24/23 20:26	1
Carbonate Alkalinity as CaCO3 (SM18 SM2320 B)	<5.0		5.0	5.0	mg/L			02/24/23 20:26	1

Method: EPA Field Sampling - Field Sampling

Analyte	Result	Qualifier	RL	MDL	Unit	D	Prepared	Analyzed	Dil Fac
pH	6.51				SU			02/22/23 11:33	1
Ferrous Iron	0.0				mg/L			02/22/23 11:33	1

Client Sample Results

Client: Southern Company
Project/Site: CCR Plant Scherer - Ash Pond

Job ID: 680-231043-1

Client Sample ID: SCH-SGWC-9

Lab Sample ID: 680-231043-6

Date Collected: 02/22/23 09:45

Matrix: Water

Date Received: 02/24/23 09:30

Method: EPA 300.0 R2.1 - Anions, Ion Chromatography

Analyte	Result	Qualifier	RL	MDL	Unit	D	Prepared	Analyzed	Dil Fac
Chloride	18		1.0	0.71	mg/L			02/24/23 18:17	1
Fluoride	0.076	J	0.10	0.026	mg/L			02/24/23 18:17	1
Sulfate	200		1.0	0.76	mg/L			02/24/23 18:17	1

Method: SW846 EPA 6020B - Metals (ICP/MS) - Total Recoverable

Analyte	Result	Qualifier	RL	MDL	Unit	D	Prepared	Analyzed	Dil Fac
Antimony	<0.00097		0.0020	0.00097	mg/L		03/03/23 12:40	03/04/23 15:43	1
Arsenic	<0.00028		0.0010	0.00028	mg/L		03/03/23 12:40	03/04/23 15:43	1
Barium	0.044		0.010	0.0031	mg/L		03/03/23 12:40	03/04/23 15:43	1
Beryllium	<0.00027		0.0025	0.00027	mg/L		03/03/23 12:40	03/04/23 15:43	1
Boron	1.6		0.080	0.060	mg/L		03/30/23 11:14	03/31/23 16:30	1
Cadmium	<0.00022		0.0025	0.00022	mg/L		03/03/23 12:40	03/04/23 15:43	1
Calcium	36		0.50	0.13	mg/L		03/03/23 12:40	03/04/23 15:43	1
Chromium	<0.0015		0.0020	0.0015	mg/L		03/03/23 12:40	03/04/23 15:43	1
Cobalt	0.00062	J	0.0025	0.00026	mg/L		03/03/23 12:40	03/04/23 15:43	1
Iron	<0.028		0.050	0.028	mg/L		03/03/23 12:40	03/04/23 15:43	1
Lead	<0.00038		0.0010	0.00038	mg/L		03/03/23 12:40	03/04/23 15:43	1
Lithium	<0.0013		0.0050	0.0013	mg/L		03/03/23 12:40	03/09/23 23:19	1
Magnesium	22		0.50	0.050	mg/L		03/03/23 12:40	03/04/23 15:43	1
Manganese	0.091		0.0050	0.0013	mg/L		03/03/23 12:40	03/04/23 15:43	1
Molybdenum	<0.00061		0.015	0.00061	mg/L		03/03/23 12:40	03/04/23 15:43	1
Potassium	0.51		0.50	0.16	mg/L		03/03/23 12:40	03/04/23 15:43	1
Selenium	<0.00074		0.0050	0.00074	mg/L		03/03/23 12:40	03/04/23 15:43	1
Sodium	45		0.50	0.18	mg/L		03/03/23 12:40	03/04/23 15:43	1
Thallium	<0.00047		0.0010	0.00047	mg/L		03/03/23 12:40	03/04/23 15:43	1

Method: SW846 EPA 7470A - Mercury (CVAA)

Analyte	Result	Qualifier	RL	MDL	Unit	D	Prepared	Analyzed	Dil Fac
Mercury	<0.00013		0.00020	0.00013	mg/L		03/09/23 09:25	03/09/23 13:11	1

General Chemistry

Analyte	Result	Qualifier	RL	MDL	Unit	D	Prepared	Analyzed	Dil Fac
Sulfide (SW846 EPA 9034)	<2.1	cn	3.0	2.1	mg/L		02/25/23 10:40	02/25/23 15:28	1
Total Dissolved Solids (SM 2540C)	430		10	10	mg/L			02/24/23 17:35	1
Ferric Iron (SM 3500)	0.12		0.050	0.0061	mg/L			03/22/23 08:58	1
Total Alkalinity as CaCO3 to pH 4.5 (SM18 SM2320 B)	82		5.0	5.0	mg/L			02/24/23 20:32	1
Bicarbonate Alkalinity as CaCO3 (SM18 SM2320 B)	82		5.0	5.0	mg/L			02/24/23 20:32	1
Carbonate Alkalinity as CaCO3 (SM18 SM2320 B)	<5.0		5.0	5.0	mg/L			02/24/23 20:32	1

Method: EPA Field Sampling - Field Sampling

Analyte	Result	Qualifier	RL	MDL	Unit	D	Prepared	Analyzed	Dil Fac
pH	6.14				SU			02/22/23 09:45	1
Ferrous Iron	0.0				mg/L			02/22/23 09:45	1

Client Sample Results

Client: Southern Company
Project/Site: CCR Plant Scherer - Ash Pond

Job ID: 680-231043-1

Client Sample ID: SCH-SGWC-10

Lab Sample ID: 680-231043-7

Date Collected: 02/22/23 15:04

Matrix: Water

Date Received: 02/24/23 09:30

Method: EPA 300.0 R2.1 - Anions, Ion Chromatography

Analyte	Result	Qualifier	RL	MDL	Unit	D	Prepared	Analyzed	Dil Fac
Chloride	9.0		1.0	0.71	mg/L			02/24/23 18:36	1
Fluoride	0.045	J	0.10	0.026	mg/L			02/24/23 18:36	1
Sulfate	18		1.0	0.76	mg/L			02/24/23 18:36	1

Method: SW846 EPA 6020B - Metals (ICP/MS) - Total Recoverable

Analyte	Result	Qualifier	RL	MDL	Unit	D	Prepared	Analyzed	Dil Fac
Antimony	<0.00097		0.0020	0.00097	mg/L		03/03/23 12:40	03/04/23 15:47	1
Arsenic	<0.00028		0.0010	0.00028	mg/L		03/03/23 12:40	03/04/23 15:47	1
Barium	0.038		0.010	0.0031	mg/L		03/03/23 12:40	03/04/23 15:47	1
Beryllium	<0.00027		0.0025	0.00027	mg/L		03/03/23 12:40	03/04/23 15:47	1
Boron	0.28	B	0.080	0.060	mg/L		03/03/23 12:40	03/25/23 11:58	1
Cadmium	<0.00022		0.0025	0.00022	mg/L		03/03/23 12:40	03/04/23 15:47	1
Calcium	2.2		0.50	0.13	mg/L		03/03/23 12:40	03/04/23 15:47	1
Chromium	<0.0015		0.0020	0.0015	mg/L		03/03/23 12:40	03/04/23 15:47	1
Cobalt	0.025		0.0025	0.00026	mg/L		03/03/23 12:40	03/04/23 15:47	1
Iron	0.12		0.050	0.028	mg/L		03/03/23 12:40	03/04/23 15:47	1
Lead	<0.00038		0.0010	0.00038	mg/L		03/03/23 12:40	03/04/23 15:47	1
Lithium	<0.0013		0.0050	0.0013	mg/L		03/03/23 12:40	03/09/23 23:23	1
Magnesium	6.4		0.50	0.050	mg/L		03/03/23 12:40	03/04/23 15:47	1
Manganese	0.49		0.0050	0.0013	mg/L		03/03/23 12:40	03/04/23 15:47	1
Molybdenum	<0.00061		0.015	0.00061	mg/L		03/03/23 12:40	03/04/23 15:47	1
Potassium	0.34	J	0.50	0.16	mg/L		03/03/23 12:40	03/04/23 15:47	1
Selenium	<0.00074		0.0050	0.00074	mg/L		03/03/23 12:40	03/04/23 15:47	1
Sodium	5.7		0.50	0.18	mg/L		03/03/23 12:40	03/04/23 15:47	1
Thallium	<0.00047		0.0010	0.00047	mg/L		03/03/23 12:40	03/04/23 15:47	1

Method: SW846 EPA 7470A - Mercury (CVAA)

Analyte	Result	Qualifier	RL	MDL	Unit	D	Prepared	Analyzed	Dil Fac
Mercury	<0.00013		0.00020	0.00013	mg/L		03/09/23 09:25	03/09/23 13:12	1

General Chemistry

Analyte	Result	Qualifier	RL	MDL	Unit	D	Prepared	Analyzed	Dil Fac
Sulfide (SW846 EPA 9034)	<2.1	cn	3.0	2.1	mg/L		02/25/23 10:40	02/25/23 15:35	1
Total Dissolved Solids (SM 2540C)	56		10	10	mg/L			02/24/23 17:35	1
Ferric Iron (SM 3500)	0.14		0.050	0.0061	mg/L			03/22/23 08:58	1
Total Alkalinity as CaCO3 to pH 4.5 (SM18 SM2320 B)	18		5.0	5.0	mg/L			02/24/23 21:00	1
Bicarbonate Alkalinity as CaCO3 (SM18 SM2320 B)	18		5.0	5.0	mg/L			02/24/23 21:00	1
Carbonate Alkalinity as CaCO3 (SM18 SM2320 B)	<5.0		5.0	5.0	mg/L			02/24/23 21:00	1

Method: EPA Field Sampling - Field Sampling

Analyte	Result	Qualifier	RL	MDL	Unit	D	Prepared	Analyzed	Dil Fac
pH	5.23				SU			02/22/23 15:04	1
Ferrous Iron	0.0				mg/L			02/22/23 15:04	1

Client Sample Results

Client: Southern Company
Project/Site: CCR Plant Scherer - Ash Pond

Job ID: 680-231043-1

Client Sample ID: SCH-SGWC-11

Lab Sample ID: 680-231043-8

Date Collected: 02/22/23 14:30

Matrix: Water

Date Received: 02/24/23 09:30

Method: EPA 300.0 R2.1 - Anions, Ion Chromatography

Analyte	Result	Qualifier	RL	MDL	Unit	D	Prepared	Analyzed	Dil Fac
Chloride	9.9		1.0	0.71	mg/L			02/24/23 19:50	1
Fluoride	0.063	J	0.10	0.026	mg/L			02/24/23 19:50	1
Sulfate	3.1		1.0	0.76	mg/L			02/24/23 19:50	1

Method: SW846 EPA 6020B - Metals (ICP/MS) - Total Recoverable

Analyte	Result	Qualifier	RL	MDL	Unit	D	Prepared	Analyzed	Dil Fac
Antimony	<0.00097		0.0020	0.00097	mg/L		03/03/23 12:40	03/04/23 15:50	1
Arsenic	<0.00028		0.0010	0.00028	mg/L		03/03/23 12:40	03/04/23 15:50	1
Barium	0.044		0.010	0.0031	mg/L		03/03/23 12:40	03/04/23 15:50	1
Beryllium	<0.00027		0.0025	0.00027	mg/L		03/03/23 12:40	03/04/23 15:50	1
Boron	0.75	B	0.080	0.060	mg/L		03/03/23 12:40	03/25/23 12:07	1
Cadmium	<0.00022		0.0025	0.00022	mg/L		03/03/23 12:40	03/04/23 15:50	1
Calcium	1.7		0.50	0.13	mg/L		03/03/23 12:40	03/04/23 15:50	1
Chromium	<0.0015		0.0020	0.0015	mg/L		03/03/23 12:40	03/04/23 15:50	1
Cobalt	0.023		0.0025	0.00026	mg/L		03/03/23 12:40	03/04/23 15:50	1
Iron	0.14		0.050	0.028	mg/L		03/03/23 12:40	03/04/23 15:50	1
Lead	<0.00038		0.0010	0.00038	mg/L		03/03/23 12:40	03/04/23 15:50	1
Lithium	0.0024	J	0.0050	0.0013	mg/L		03/03/23 12:40	03/09/23 23:26	1
Magnesium	1.4		0.50	0.050	mg/L		03/03/23 12:40	03/04/23 15:50	1
Manganese	0.58		0.0050	0.0013	mg/L		03/03/23 12:40	03/04/23 15:50	1
Molybdenum	<0.00061		0.015	0.00061	mg/L		03/03/23 12:40	03/04/23 15:50	1
Potassium	0.33	J	0.50	0.16	mg/L		03/03/23 12:40	03/04/23 15:50	1
Selenium	<0.00074		0.0050	0.00074	mg/L		03/03/23 12:40	03/04/23 15:50	1
Sodium	7.7		0.50	0.18	mg/L		03/03/23 12:40	03/04/23 15:50	1
Thallium	<0.00047		0.0010	0.00047	mg/L		03/03/23 12:40	03/04/23 15:50	1

Method: SW846 EPA 7470A - Mercury (CVAA)

Analyte	Result	Qualifier	RL	MDL	Unit	D	Prepared	Analyzed	Dil Fac
Mercury	<0.00013		0.00020	0.00013	mg/L		03/09/23 09:25	03/09/23 13:13	1

General Chemistry

Analyte	Result	Qualifier	RL	MDL	Unit	D	Prepared	Analyzed	Dil Fac
Sulfide (SW846 EPA 9034)	<2.1	cn	3.0	2.1	mg/L		02/25/23 10:40	02/25/23 15:38	1
Total Dissolved Solids (SM 2540C)	41		10	10	mg/L			02/24/23 17:35	1
Ferric Iron (SM 3500)	<0.0061		0.050	0.0061	mg/L			03/22/23 08:58	1
Total Alkalinity as CaCO3 to pH 4.5 (SM18 SM2320 B)	12		5.0	5.0	mg/L			02/24/23 21:09	1
Bicarbonate Alkalinity as CaCO3 (SM18 SM2320 B)	12		5.0	5.0	mg/L			02/24/23 21:09	1
Carbonate Alkalinity as CaCO3 (SM18 SM2320 B)	<5.0		5.0	5.0	mg/L			02/24/23 21:09	1

Method: EPA Field Sampling - Field Sampling

Analyte	Result	Qualifier	RL	MDL	Unit	D	Prepared	Analyzed	Dil Fac
pH	5.10				SU			02/22/23 14:30	1
Ferrous Iron	0.5				mg/L			02/22/23 14:30	1

Client Sample Results

Client: Southern Company
Project/Site: CCR Plant Scherer - Ash Pond

Job ID: 680-231043-1

Client Sample ID: SCH-SGWC-17

Lab Sample ID: 680-231043-9

Date Collected: 02/22/23 14:21

Matrix: Water

Date Received: 02/24/23 09:30

Method: EPA 300.0 R2.1 - Anions, Ion Chromatography

Analyte	Result	Qualifier	RL	MDL	Unit	D	Prepared	Analyzed	Dil Fac
Chloride	8.1		1.0	0.71	mg/L			02/24/23 20:08	1
Fluoride	0.060	J	0.10	0.026	mg/L			02/24/23 20:08	1
Sulfate	230		1.0	0.76	mg/L			02/24/23 20:08	1

Method: SW846 EPA 6020B - Metals (ICP/MS) - Total Recoverable

Analyte	Result	Qualifier	RL	MDL	Unit	D	Prepared	Analyzed	Dil Fac
Antimony	<0.00097		0.0020	0.00097	mg/L		03/03/23 12:40	03/04/23 15:54	1
Arsenic	<0.00028		0.0010	0.00028	mg/L		03/03/23 12:40	03/04/23 15:54	1
Barium	0.024		0.010	0.0031	mg/L		03/03/23 12:40	03/04/23 15:54	1
Beryllium	<0.00027		0.0025	0.00027	mg/L		03/03/23 12:40	03/04/23 15:54	1
Boron	0.34	B	0.080	0.060	mg/L		03/03/23 12:40	03/25/23 12:10	1
Cadmium	<0.00022		0.0025	0.00022	mg/L		03/03/23 12:40	03/04/23 15:54	1
Calcium	56		0.50	0.13	mg/L		03/03/23 12:40	03/04/23 15:54	1
Chromium	0.0084		0.0020	0.0015	mg/L		03/03/23 12:40	03/04/23 15:54	1
Cobalt	0.00043	J	0.0025	0.00026	mg/L		03/03/23 12:40	03/04/23 15:54	1
Iron	0.29		0.050	0.028	mg/L		03/03/23 12:40	03/04/23 15:54	1
Lead	<0.00038		0.0010	0.00038	mg/L		03/03/23 12:40	03/04/23 15:54	1
Lithium	<0.0013		0.0050	0.0013	mg/L		03/03/23 12:40	03/09/23 23:30	1
Magnesium	28		0.50	0.050	mg/L		03/03/23 12:40	03/04/23 15:54	1
Manganese	0.028		0.0050	0.0013	mg/L		03/03/23 12:40	03/04/23 15:54	1
Molybdenum	<0.00061		0.015	0.00061	mg/L		03/03/23 12:40	03/04/23 15:54	1
Potassium	0.44	J	0.50	0.16	mg/L		03/03/23 12:40	03/04/23 15:54	1
Selenium	<0.00074		0.0050	0.00074	mg/L		03/03/23 12:40	03/04/23 15:54	1
Sodium	23		0.50	0.18	mg/L		03/03/23 12:40	03/04/23 15:54	1
Thallium	<0.00047		0.0010	0.00047	mg/L		03/03/23 12:40	03/04/23 15:54	1

Method: SW846 EPA 7470A - Mercury (CVAA)

Analyte	Result	Qualifier	RL	MDL	Unit	D	Prepared	Analyzed	Dil Fac
Mercury	<0.00013		0.00020	0.00013	mg/L		03/09/23 09:25	03/09/23 13:14	1

General Chemistry

Analyte	Result	Qualifier	RL	MDL	Unit	D	Prepared	Analyzed	Dil Fac
Sulfide (SW846 EPA 9034)	<2.1	cn	3.0	2.1	mg/L		02/25/23 10:40	02/25/23 15:40	1
Total Dissolved Solids (SM 2540C)	470		10	10	mg/L			02/24/23 17:35	1
Ferric Iron (SM 3500)	<0.0061		0.050	0.0061	mg/L			03/22/23 08:58	1
Total Alkalinity as CaCO3 to pH 4.5 (SM18 SM2320 B)	80		5.0	5.0	mg/L			02/24/23 21:13	1
Bicarbonate Alkalinity as CaCO3 (SM18 SM2320 B)	80		5.0	5.0	mg/L			02/24/23 21:13	1
Carbonate Alkalinity as CaCO3 (SM18 SM2320 B)	<5.0		5.0	5.0	mg/L			02/24/23 21:13	1

Method: EPA Field Sampling - Field Sampling

Analyte	Result	Qualifier	RL	MDL	Unit	D	Prepared	Analyzed	Dil Fac
pH	6.23				SU			02/22/23 14:21	1
Ferrous Iron	0.0				mg/L			02/22/23 14:21	1

Client Sample Results

Client: Southern Company
Project/Site: CCR Plant Scherer - Ash Pond

Job ID: 680-231043-1

Client Sample ID: SCH-SGWC-18

Lab Sample ID: 680-231043-10

Date Collected: 02/22/23 11:48

Matrix: Water

Date Received: 02/24/23 09:30

Method: EPA 300.0 R2.1 - Anions, Ion Chromatography

Analyte	Result	Qualifier	RL	MDL	Unit	D	Prepared	Analyzed	Dil Fac
Chloride	13		1.0	0.71	mg/L			02/24/23 20:27	1
Fluoride	0.061	J	0.10	0.026	mg/L			02/24/23 20:27	1
Sulfate	790		1.0	0.76	mg/L			02/24/23 20:27	1

Method: SW846 EPA 6020B - Metals (ICP/MS) - Total Recoverable

Analyte	Result	Qualifier	RL	MDL	Unit	D	Prepared	Analyzed	Dil Fac
Antimony	<0.00097		0.0020	0.00097	mg/L		03/03/23 12:40	03/04/23 15:58	1
Arsenic	0.0015		0.0010	0.00028	mg/L		03/03/23 12:40	03/04/23 15:58	1
Barium	0.0098	J	0.010	0.0031	mg/L		03/03/23 12:40	03/04/23 15:58	1
Beryllium	<0.00027		0.0025	0.00027	mg/L		03/03/23 12:40	03/04/23 15:58	1
Boron	8.1		0.40	0.30	mg/L		03/03/23 12:40	03/28/23 14:16	5
Cadmium	<0.00022		0.0025	0.00022	mg/L		03/03/23 12:40	03/04/23 15:58	1
Calcium	41		0.50	0.13	mg/L		03/03/23 12:40	03/04/23 15:58	1
Chromium	0.0096		0.0020	0.0015	mg/L		03/03/23 12:40	03/04/23 15:58	1
Cobalt	0.072		0.0025	0.00026	mg/L		03/03/23 12:40	03/04/23 15:58	1
Iron	<0.028		0.050	0.028	mg/L		03/03/23 12:40	03/04/23 15:58	1
Lead	<0.00038		0.0010	0.00038	mg/L		03/03/23 12:40	03/04/23 15:58	1
Lithium	0.0035	J	0.0050	0.0013	mg/L		03/03/23 12:40	03/09/23 23:34	1
Magnesium	18		0.50	0.050	mg/L		03/03/23 12:40	03/04/23 15:58	1
Manganese	0.64		0.0050	0.0013	mg/L		03/03/23 12:40	03/04/23 15:58	1
Molybdenum	<0.00061		0.015	0.00061	mg/L		03/03/23 12:40	03/04/23 15:58	1
Potassium	3.0		0.50	0.16	mg/L		03/03/23 12:40	03/04/23 15:58	1
Selenium	<0.00074		0.0050	0.00074	mg/L		03/03/23 12:40	03/04/23 15:58	1
Sodium	320		0.50	0.18	mg/L		03/03/23 12:40	03/04/23 15:58	1
Thallium	<0.00047		0.0010	0.00047	mg/L		03/03/23 12:40	03/04/23 15:58	1

Method: SW846 EPA 7470A - Mercury (CVAA)

Analyte	Result	Qualifier	RL	MDL	Unit	D	Prepared	Analyzed	Dil Fac
Mercury	<0.00013		0.00020	0.00013	mg/L		03/09/23 09:25	03/09/23 13:15	1

General Chemistry

Analyte	Result	Qualifier	RL	MDL	Unit	D	Prepared	Analyzed	Dil Fac
Sulfide (SW846 EPA 9034)	<2.1	cn	3.0	2.1	mg/L		02/25/23 10:40	02/25/23 15:43	1
Total Dissolved Solids (SM 2540C)	1200		10	10	mg/L			02/24/23 17:35	1
Ferric Iron (SM 3500)	<0.0061		0.050	0.0061	mg/L			03/22/23 08:58	1
Total Alkalinity as CaCO3 to pH 4.5 (SM18 SM2320 B)	<5.0		5.0	5.0	mg/L			02/24/23 21:19	1
Bicarbonate Alkalinity as CaCO3 (SM18 SM2320 B)	<5.0		5.0	5.0	mg/L			02/24/23 21:19	1
Carbonate Alkalinity as CaCO3 (SM18 SM2320 B)	<5.0		5.0	5.0	mg/L			02/24/23 21:19	1

Method: EPA Field Sampling - Field Sampling

Analyte	Result	Qualifier	RL	MDL	Unit	D	Prepared	Analyzed	Dil Fac
pH	5.00				SU			02/22/23 11:48	1
Ferrous Iron	0.0				mg/L			02/22/23 11:48	1

Client Sample Results

Client: Southern Company
Project/Site: CCR Plant Scherer - Ash Pond

Job ID: 680-231043-1

Client Sample ID: SCH-SGWC-19

Lab Sample ID: 680-231043-11

Date Collected: 02/22/23 12:07

Matrix: Water

Date Received: 02/24/23 09:30

Method: EPA 300.0 R2.1 - Anions, Ion Chromatography

Analyte	Result	Qualifier	RL	MDL	Unit	D	Prepared	Analyzed	Dil Fac
Chloride	10		1.0	0.71	mg/L			02/24/23 22:17	1
Fluoride	0.046	J	0.10	0.026	mg/L			02/24/23 22:17	1
Sulfate	260		1.0	0.76	mg/L			02/24/23 22:17	1

Method: SW846 EPA 6020B - Metals (ICP/MS) - Total Recoverable

Analyte	Result	Qualifier	RL	MDL	Unit	D	Prepared	Analyzed	Dil Fac
Antimony	<0.00097		0.0020	0.00097	mg/L		03/03/23 12:40	03/04/23 16:01	1
Arsenic	<0.00028		0.0010	0.00028	mg/L		03/03/23 12:40	03/04/23 16:01	1
Barium	0.022		0.010	0.0031	mg/L		03/03/23 12:40	03/04/23 16:01	1
Beryllium	<0.00027		0.0025	0.00027	mg/L		03/03/23 12:40	03/04/23 16:01	1
Boron	2.0		0.080	0.060	mg/L		03/30/23 11:15	03/31/23 16:33	1
Cadmium	<0.00022		0.0025	0.00022	mg/L		03/03/23 12:40	03/04/23 16:01	1
Calcium	38		0.50	0.13	mg/L		03/03/23 12:40	03/04/23 16:01	1
Chromium	0.013		0.0020	0.0015	mg/L		03/03/23 12:40	03/04/23 16:01	1
Cobalt	<0.00026		0.0025	0.00026	mg/L		03/03/23 12:40	03/04/23 16:01	1
Iron	<0.028		0.050	0.028	mg/L		03/03/23 12:40	03/04/23 16:01	1
Lead	<0.00038		0.0010	0.00038	mg/L		03/03/23 12:40	03/04/23 16:01	1
Lithium	0.0015	J	0.0050	0.0013	mg/L		03/03/23 12:40	03/09/23 23:37	1
Magnesium	18		0.50	0.050	mg/L		03/03/23 12:40	03/04/23 16:01	1
Manganese	0.031		0.0050	0.0013	mg/L		03/03/23 12:40	03/04/23 16:01	1
Molybdenum	<0.00061		0.015	0.00061	mg/L		03/03/23 12:40	03/04/23 16:01	1
Potassium	1.8		0.50	0.16	mg/L		03/03/23 12:40	03/04/23 16:01	1
Selenium	<0.00074		0.0050	0.00074	mg/L		03/03/23 12:40	03/04/23 16:01	1
Sodium	45		0.50	0.18	mg/L		03/03/23 12:40	03/04/23 16:01	1
Thallium	<0.00047		0.0010	0.00047	mg/L		03/03/23 12:40	03/04/23 16:01	1

Method: SW846 EPA 7470A - Mercury (CVAA)

Analyte	Result	Qualifier	RL	MDL	Unit	D	Prepared	Analyzed	Dil Fac
Mercury	<0.00013		0.00020	0.00013	mg/L		03/09/23 09:25	03/09/23 13:19	1

General Chemistry

Analyte	Result	Qualifier	RL	MDL	Unit	D	Prepared	Analyzed	Dil Fac
Sulfide (SW846 EPA 9034)	<2.1	cn	3.0	2.1	mg/L		02/25/23 10:40	02/25/23 15:45	1
Total Dissolved Solids (SM 2540C)	440		10	10	mg/L			02/24/23 17:35	1
Ferric Iron (SM 3500)	<0.0061		0.050	0.0061	mg/L			03/22/23 08:58	1
Total Alkalinity as CaCO3 to pH 4.5 (SM18 SM2320 B)	11		5.0	5.0	mg/L			02/24/23 21:22	1
Bicarbonate Alkalinity as CaCO3 (SM18 SM2320 B)	11		5.0	5.0	mg/L			02/24/23 21:22	1
Carbonate Alkalinity as CaCO3 (SM18 SM2320 B)	<5.0		5.0	5.0	mg/L			02/24/23 21:22	1

Method: EPA Field Sampling - Field Sampling

Analyte	Result	Qualifier	RL	MDL	Unit	D	Prepared	Analyzed	Dil Fac
pH	5.53				SU			02/22/23 12:07	1
Ferrous Iron	0.0				mg/L			02/22/23 12:07	1

Client Sample Results

Client: Southern Company
Project/Site: CCR Plant Scherer - Ash Pond

Job ID: 680-231043-1

Client Sample ID: SCH-SGWC-20

Lab Sample ID: 680-231043-12

Date Collected: 02/22/23 10:13

Matrix: Water

Date Received: 02/24/23 09:30

Method: EPA 300.0 R2.1 - Anions, Ion Chromatography

Analyte	Result	Qualifier	RL	MDL	Unit	D	Prepared	Analyzed	Dil Fac
Chloride	8.8		1.0	0.71	mg/L			02/24/23 21:22	1
Fluoride	0.13		0.10	0.026	mg/L			02/24/23 21:22	1
Sulfate	230		1.0	0.76	mg/L			02/24/23 21:22	1

Method: SW846 EPA 6020B - Metals (ICP/MS) - Total Recoverable

Analyte	Result	Qualifier	RL	MDL	Unit	D	Prepared	Analyzed	Dil Fac
Antimony	<0.00097		0.0020	0.00097	mg/L		03/03/23 12:40	03/04/23 16:05	1
Arsenic	0.00046	J	0.0010	0.00028	mg/L		03/03/23 12:40	03/04/23 16:05	1
Barium	0.018		0.010	0.0031	mg/L		03/03/23 12:40	03/04/23 16:05	1
Beryllium	0.00044	J	0.0025	0.00027	mg/L		03/03/23 12:40	03/04/23 16:05	1
Boron	1.7		0.080	0.060	mg/L		03/30/23 11:15	03/31/23 16:37	1
Cadmium	<0.00022		0.0025	0.00022	mg/L		03/03/23 12:40	03/04/23 16:05	1
Calcium	14		0.50	0.13	mg/L		03/03/23 12:40	03/04/23 16:05	1
Chromium	<0.0015		0.0020	0.0015	mg/L		03/03/23 12:40	03/04/23 16:05	1
Cobalt	0.082		0.0025	0.00026	mg/L		03/03/23 12:40	03/04/23 16:05	1
Iron	<0.028		0.050	0.028	mg/L		03/03/23 12:40	03/04/23 16:05	1
Lead	<0.00038		0.0010	0.00038	mg/L		03/03/23 12:40	03/04/23 16:05	1
Lithium	0.0025	J	0.0050	0.0013	mg/L		03/03/23 12:40	03/09/23 23:48	1
Magnesium	12		0.50	0.050	mg/L		03/03/23 12:40	03/04/23 16:05	1
Manganese	1.2		0.0050	0.0013	mg/L		03/03/23 12:40	03/04/23 16:05	1
Molybdenum	<0.00061		0.015	0.00061	mg/L		03/03/23 12:40	03/04/23 16:05	1
Potassium	3.6		0.50	0.16	mg/L		03/03/23 12:40	03/04/23 16:05	1
Selenium	<0.00074		0.0050	0.00074	mg/L		03/03/23 12:40	03/04/23 16:05	1
Sodium	62		0.50	0.18	mg/L		03/03/23 12:40	03/04/23 16:05	1
Thallium	<0.00047		0.0010	0.00047	mg/L		03/03/23 12:40	03/04/23 16:05	1

Method: SW846 EPA 7470A - Mercury (CVAA)

Analyte	Result	Qualifier	RL	MDL	Unit	D	Prepared	Analyzed	Dil Fac
Mercury	<0.00013		0.00020	0.00013	mg/L		03/09/23 09:25	03/09/23 13:20	1

General Chemistry

Analyte	Result	Qualifier	RL	MDL	Unit	D	Prepared	Analyzed	Dil Fac
Sulfide (SW846 EPA 9034)	<2.1	cn	3.0	2.1	mg/L		02/25/23 10:40	02/25/23 15:47	1
Total Dissolved Solids (SM 2540C)	350		10	10	mg/L			02/24/23 17:35	1
Ferric Iron (SM 3500)	<0.0061		0.050	0.0061	mg/L			03/22/23 08:58	1
Total Alkalinity as CaCO3 to pH 4.5 (SM18 SM2320 B)	<5.0		5.0	5.0	mg/L			02/24/23 21:27	1
Bicarbonate Alkalinity as CaCO3 (SM18 SM2320 B)	<5.0		5.0	5.0	mg/L			02/24/23 21:27	1
Carbonate Alkalinity as CaCO3 (SM18 SM2320 B)	<5.0		5.0	5.0	mg/L			02/24/23 21:27	1

Method: EPA Field Sampling - Field Sampling

Analyte	Result	Qualifier	RL	MDL	Unit	D	Prepared	Analyzed	Dil Fac
pH	4.38				SU			02/22/23 10:13	1
Ferrous Iron	0.0				mg/L			02/22/23 10:13	1

Client Sample Results

Client: Southern Company
Project/Site: CCR Plant Scherer - Ash Pond

Job ID: 680-231043-1

Client Sample ID: SCH-AP1-FD-1

Lab Sample ID: 680-231043-13

Date Collected: 02/22/23 00:00

Matrix: Water

Date Received: 02/24/23 09:30

Method: EPA 300.0 R2.1 - Anions, Ion Chromatography

Analyte	Result	Qualifier	RL	MDL	Unit	D	Prepared	Analyzed	Dil Fac
Chloride	8.8		1.0	0.71	mg/L			02/24/23 21:40	1
Fluoride	0.049	J	0.10	0.026	mg/L			02/24/23 21:40	1
Sulfate	26		1.0	0.76	mg/L			02/24/23 21:40	1

Method: SW846 EPA 6020B - Metals (ICP/MS) - Total Recoverable

Analyte	Result	Qualifier	RL	MDL	Unit	D	Prepared	Analyzed	Dil Fac
Antimony	<0.00097		0.0020	0.00097	mg/L		03/03/23 12:40	03/04/23 16:09	1
Arsenic	<0.00028		0.0010	0.00028	mg/L		03/03/23 12:40	03/04/23 16:09	1
Barium	0.041		0.010	0.0031	mg/L		03/03/23 12:40	03/04/23 16:09	1
Beryllium	<0.00027		0.0025	0.00027	mg/L		03/03/23 12:40	03/04/23 16:09	1
Boron	0.33	B	0.080	0.060	mg/L		03/03/23 12:40	03/25/23 12:31	1
Cadmium	<0.00022		0.0025	0.00022	mg/L		03/03/23 12:40	03/04/23 16:09	1
Calcium	3.0		0.50	0.13	mg/L		03/03/23 12:40	03/04/23 16:09	1
Chromium	<0.0015		0.0020	0.0015	mg/L		03/03/23 12:40	03/04/23 16:09	1
Cobalt	0.024		0.0025	0.00026	mg/L		03/03/23 12:40	03/04/23 16:09	1
Iron	0.11		0.050	0.028	mg/L		03/03/23 12:40	03/04/23 16:09	1
Lead	<0.00038		0.0010	0.00038	mg/L		03/03/23 12:40	03/04/23 16:09	1
Lithium	<0.0013		0.0050	0.0013	mg/L		03/03/23 12:40	03/09/23 23:52	1
Magnesium	7.0		0.50	0.050	mg/L		03/03/23 12:40	03/04/23 16:09	1
Manganese	0.52		0.0050	0.0013	mg/L		03/03/23 12:40	03/04/23 16:09	1
Molybdenum	<0.00061		0.015	0.00061	mg/L		03/03/23 12:40	03/04/23 16:09	1
Potassium	0.33	J	0.50	0.16	mg/L		03/03/23 12:40	03/04/23 16:09	1
Selenium	<0.00074		0.0050	0.00074	mg/L		03/03/23 12:40	03/04/23 16:09	1
Sodium	5.8		0.50	0.18	mg/L		03/03/23 12:40	03/04/23 16:09	1
Thallium	<0.00047		0.0010	0.00047	mg/L		03/03/23 12:40	03/04/23 16:09	1

Method: SW846 EPA 7470A - Mercury (CVAA)

Analyte	Result	Qualifier	RL	MDL	Unit	D	Prepared	Analyzed	Dil Fac
Mercury	<0.00013		0.00020	0.00013	mg/L		03/09/23 09:25	03/09/23 13:21	1

General Chemistry

Analyte	Result	Qualifier	RL	MDL	Unit	D	Prepared	Analyzed	Dil Fac
Sulfide (SW846 EPA 9034)	<2.1	cn	3.0	2.1	mg/L		02/25/23 10:40	02/25/23 15:50	1
Total Dissolved Solids (SM 2540C)	74		10	10	mg/L			02/24/23 17:35	1
Ferric Iron (SM 3500)	<0.0061		0.050	0.0061	mg/L			03/22/23 08:58	1
Total Alkalinity as CaCO3 to pH 4.5 (SM18 SM2320 B)	17		5.0	5.0	mg/L			02/24/23 21:37	1
Bicarbonate Alkalinity as CaCO3 (SM18 SM2320 B)	17		5.0	5.0	mg/L			02/24/23 21:37	1
Carbonate Alkalinity as CaCO3 (SM18 SM2320 B)	<5.0		5.0	5.0	mg/L			02/24/23 21:37	1

Method: EPA Field Sampling - Field Sampling

Analyte	Result	Qualifier	RL	MDL	Unit	D	Prepared	Analyzed	Dil Fac
pH	5.23				SU			02/22/23 00:00	1
Ferrous Iron	0.0				mg/L			02/22/23 00:00	1

Client Sample Results

Client: Southern Company
Project/Site: CCR Plant Scherer - Ash Pond

Job ID: 680-231043-1

Client Sample ID: SCH-AP1-FD-2

Lab Sample ID: 680-231043-14

Date Collected: 02/22/23 00:00

Matrix: Water

Date Received: 02/24/23 09:30

Method: EPA 300.0 R2.1 - Anions, Ion Chromatography

Analyte	Result	Qualifier	RL	MDL	Unit	D	Prepared	Analyzed	Dil Fac
Chloride	9.9		1.0	0.71	mg/L			02/24/23 21:59	1
Fluoride	0.043	J	0.10	0.026	mg/L			02/24/23 21:59	1
Sulfate	3.3		1.0	0.76	mg/L			02/24/23 21:59	1

Method: SW846 EPA 6020B - Metals (ICP/MS) - Total Recoverable

Analyte	Result	Qualifier	RL	MDL	Unit	D	Prepared	Analyzed	Dil Fac
Antimony	<0.00097		0.0020	0.00097	mg/L		03/03/23 12:40	03/04/23 16:23	1
Arsenic	<0.00028		0.0010	0.00028	mg/L		03/03/23 12:40	03/04/23 16:23	1
Barium	0.041		0.010	0.0031	mg/L		03/03/23 12:40	03/04/23 16:23	1
Beryllium	<0.00027		0.0025	0.00027	mg/L		03/03/23 12:40	03/04/23 16:23	1
Boron	0.68	B	0.080	0.060	mg/L		03/03/23 12:40	03/25/23 12:34	1
Cadmium	<0.00022		0.0025	0.00022	mg/L		03/03/23 12:40	03/04/23 16:23	1
Calcium	1.6		0.50	0.13	mg/L		03/03/23 12:40	03/04/23 16:23	1
Chromium	<0.0015		0.0020	0.0015	mg/L		03/03/23 12:40	03/04/23 16:23	1
Cobalt	0.021		0.0025	0.00026	mg/L		03/03/23 12:40	03/04/23 16:23	1
Iron	0.13		0.050	0.028	mg/L		03/03/23 12:40	03/04/23 16:23	1
Lead	<0.00038		0.0010	0.00038	mg/L		03/03/23 12:40	03/04/23 16:23	1
Lithium	0.0019	J	0.0050	0.0013	mg/L		03/03/23 12:40	03/04/23 16:23	1
Magnesium	1.3		0.50	0.050	mg/L		03/03/23 12:40	03/04/23 16:23	1
Manganese	0.55		0.0050	0.0013	mg/L		03/03/23 12:40	03/04/23 16:23	1
Molybdenum	<0.00061		0.015	0.00061	mg/L		03/03/23 12:40	03/04/23 16:23	1
Potassium	0.36	J	0.50	0.16	mg/L		03/03/23 12:40	03/04/23 16:23	1
Selenium	<0.00074		0.0050	0.00074	mg/L		03/03/23 12:40	03/04/23 16:23	1
Sodium	7.4		0.50	0.18	mg/L		03/03/23 12:40	03/04/23 16:23	1
Thallium	<0.00047		0.0010	0.00047	mg/L		03/03/23 12:40	03/04/23 16:23	1

Method: SW846 EPA 7470A - Mercury (CVAA)

Analyte	Result	Qualifier	RL	MDL	Unit	D	Prepared	Analyzed	Dil Fac
Mercury	<0.00013		0.00020	0.00013	mg/L		03/09/23 09:25	03/09/23 13:22	1

General Chemistry

Analyte	Result	Qualifier	RL	MDL	Unit	D	Prepared	Analyzed	Dil Fac
Sulfide (SW846 EPA 9034)	<2.1	cn	3.0	2.1	mg/L		02/25/23 10:40	02/25/23 15:52	1
Total Dissolved Solids (SM 2540C)	50		10	10	mg/L			02/24/23 17:35	1
Ferric Iron (SM 3500)	<0.0061		0.050	0.0061	mg/L			03/22/23 08:58	1
Total Alkalinity as CaCO3 to pH 4.5 (SM18 SM2320 B)	13		5.0	5.0	mg/L			02/24/23 21:47	1
Bicarbonate Alkalinity as CaCO3 (SM18 SM2320 B)	13		5.0	5.0	mg/L			02/24/23 21:47	1
Carbonate Alkalinity as CaCO3 (SM18 SM2320 B)	<5.0		5.0	5.0	mg/L			02/24/23 21:47	1

Method: EPA Field Sampling - Field Sampling

Analyte	Result	Qualifier	RL	MDL	Unit	D	Prepared	Analyzed	Dil Fac
pH	5.10				SU			02/22/23 00:00	1
Ferrous Iron	0.5				mg/L			02/22/23 00:00	1

QC Sample Results

Client: Southern Company
Project/Site: CCR Plant Scherer - Ash Pond

Job ID: 680-231043-1

Method: EPA 300.0 R2.1 - Anions, Ion Chromatography

Lab Sample ID: MB 180-427383/6
Matrix: Water
Analysis Batch: 427383

Client Sample ID: Method Blank
Prep Type: Total/NA

Analyte	MB Result	MB Qualifier	RL	MDL	Unit	D	Prepared	Analyzed	Dil Fac
Chloride	<0.71		1.0	0.71	mg/L			02/24/23 13:27	1
Fluoride	<0.026		0.10	0.026	mg/L			02/24/23 13:27	1
Sulfate	<0.76		1.0	0.76	mg/L			02/24/23 13:27	1

Lab Sample ID: LCS 180-427383/7
Matrix: Water
Analysis Batch: 427383

Client Sample ID: Lab Control Sample
Prep Type: Total/NA

Analyte	Spike Added	LCS Result	LCS Qualifier	Unit	D	%Rec	%Rec Limits
Chloride	50.0	51.4		mg/L		103	90 - 110
Fluoride	2.50	2.73		mg/L		109	90 - 110
Sulfate	50.0	52.0		mg/L		104	90 - 110

Lab Sample ID: 680-231043-5 MS
Matrix: Water
Analysis Batch: 427383

Client Sample ID: SCH-SGWC-8
Prep Type: Total/NA

Analyte	Sample Result	Sample Qualifier	Spike Added	MS Result	MS Qualifier	Unit	D	%Rec	%Rec Limits
Chloride	18		50.0	66.9		mg/L		97	90 - 110
Fluoride	0.52	F1	2.50	3.39	F1	mg/L		115	90 - 110
Sulfate	52		50.0	99.6		mg/L		95	90 - 110

Lab Sample ID: 680-231043-5 MSD
Matrix: Water
Analysis Batch: 427383

Client Sample ID: SCH-SGWC-8
Prep Type: Total/NA

Analyte	Sample Result	Sample Qualifier	Spike Added	MSD Result	MSD Qualifier	Unit	D	%Rec	%Rec Limits	RPD	RPD Limit
Chloride	18		50.0	66.3		mg/L		96	90 - 110	1	20
Fluoride	0.52	F1	2.50	3.37	F1	mg/L		114	90 - 110	0	20
Sulfate	52		50.0	98.2		mg/L		93	90 - 110	1	20

Method: EPA 6020B - Metals (ICP/MS)

Lab Sample ID: MB 180-428062/1-A
Matrix: Water
Analysis Batch: 428454

Client Sample ID: Method Blank
Prep Type: Total Recoverable
Prep Batch: 428062

Analyte	MB Result	MB Qualifier	RL	MDL	Unit	D	Prepared	Analyzed	Dil Fac
Antimony	<0.00097		0.0020	0.00097	mg/L		03/03/23 12:40	03/04/23 14:41	1
Arsenic	<0.00028		0.0010	0.00028	mg/L		03/03/23 12:40	03/04/23 14:41	1
Barium	<0.0031		0.010	0.0031	mg/L		03/03/23 12:40	03/04/23 14:41	1
Beryllium	<0.00027		0.0025	0.00027	mg/L		03/03/23 12:40	03/04/23 14:41	1
Cadmium	<0.00022		0.0025	0.00022	mg/L		03/03/23 12:40	03/04/23 14:41	1
Calcium	<0.13		0.50	0.13	mg/L		03/03/23 12:40	03/04/23 14:41	1
Chromium	<0.0015		0.0020	0.0015	mg/L		03/03/23 12:40	03/04/23 14:41	1
Cobalt	<0.00026		0.0025	0.00026	mg/L		03/03/23 12:40	03/04/23 14:41	1
Iron	<0.028		0.050	0.028	mg/L		03/03/23 12:40	03/04/23 14:41	1
Lead	<0.00038		0.0010	0.00038	mg/L		03/03/23 12:40	03/04/23 14:41	1
Magnesium	<0.050		0.50	0.050	mg/L		03/03/23 12:40	03/04/23 14:41	1
Manganese	<0.0013		0.0050	0.0013	mg/L		03/03/23 12:40	03/04/23 14:41	1

Eurofins Savannah

QC Sample Results

Client: Southern Company
Project/Site: CCR Plant Scherer - Ash Pond

Job ID: 680-231043-1

Method: EPA 6020B - Metals (ICP/MS) (Continued)

Lab Sample ID: MB 180-428062/1-A
Matrix: Water
Analysis Batch: 428454

Client Sample ID: Method Blank
Prep Type: Total Recoverable
Prep Batch: 428062

Analyte	MB Result	MB Qualifier	RL	MDL	Unit	D	Prepared	Analyzed	Dil Fac
Molybdenum	<0.00061		0.015	0.00061	mg/L		03/03/23 12:40	03/04/23 14:41	1
Potassium	<0.16		0.50	0.16	mg/L		03/03/23 12:40	03/04/23 14:41	1
Selenium	<0.00074		0.0050	0.00074	mg/L		03/03/23 12:40	03/04/23 14:41	1
Sodium	<0.18		0.50	0.18	mg/L		03/03/23 12:40	03/04/23 14:41	1
Thallium	<0.00047		0.0010	0.00047	mg/L		03/03/23 12:40	03/04/23 14:41	1

Lab Sample ID: MB 180-428062/1-A
Matrix: Water
Analysis Batch: 428748

Client Sample ID: Method Blank
Prep Type: Total Recoverable
Prep Batch: 428062

Analyte	MB Result	MB Qualifier	RL	MDL	Unit	D	Prepared	Analyzed	Dil Fac
Lithium	<0.0013		0.0050	0.0013	mg/L		03/03/23 12:40	03/09/23 22:31	1

Lab Sample ID: MB 180-428062/1-A
Matrix: Water
Analysis Batch: 430527

Client Sample ID: Method Blank
Prep Type: Total Recoverable
Prep Batch: 428062

Analyte	MB Result	MB Qualifier	RL	MDL	Unit	D	Prepared	Analyzed	Dil Fac
Boron	0.0785	J	0.080	0.060	mg/L		03/03/23 12:40	03/25/23 11:23	1

Lab Sample ID: LCS 180-428062/2-A
Matrix: Water
Analysis Batch: 428454

Client Sample ID: Lab Control Sample
Prep Type: Total Recoverable
Prep Batch: 428062

Analyte	Spike Added	LCS Result	LCS Qualifier	Unit	D	%Rec	%Rec Limits
Antimony	0.250	0.269		mg/L		107	80 - 120
Arsenic	1.00	0.974		mg/L		97	80 - 120
Barium	1.00	0.891		mg/L		89	80 - 120
Beryllium	0.500	0.467		mg/L		93	80 - 120
Cadmium	0.500	0.514		mg/L		103	80 - 120
Calcium	25.0	26.5		mg/L		106	80 - 120
Chromium	0.500	0.514		mg/L		103	80 - 120
Cobalt	0.500	0.498		mg/L		100	80 - 120
Iron	5.00	5.13		mg/L		103	80 - 120
Lead	0.500	0.507		mg/L		101	80 - 120
Magnesium	25.0	24.2		mg/L		97	80 - 120
Manganese	0.500	0.492		mg/L		98	80 - 120
Molybdenum	0.500	0.504		mg/L		101	80 - 120
Potassium	25.0	24.4		mg/L		97	80 - 120
Selenium	1.00	0.945		mg/L		94	80 - 120
Sodium	25.0	25.6		mg/L		102	80 - 120
Thallium	1.00	1.03		mg/L		103	80 - 120

Lab Sample ID: LCS 180-428062/2-A
Matrix: Water
Analysis Batch: 428748

Client Sample ID: Lab Control Sample
Prep Type: Total Recoverable
Prep Batch: 428062

Analyte	Spike Added	LCS Result	LCS Qualifier	Unit	D	%Rec	%Rec Limits
Lithium	0.500	0.499		mg/L		100	80 - 120

Eurofins Savannah

QC Sample Results

Client: Southern Company
 Project/Site: CCR Plant Scherer - Ash Pond

Job ID: 680-231043-1

Method: EPA 6020B - Metals (ICP/MS) (Continued)

Lab Sample ID: LCS 180-428062/2-A
Matrix: Water
Analysis Batch: 430527

Client Sample ID: Lab Control Sample
Prep Type: Total Recoverable
Prep Batch: 428062

Analyte	Spike Added	LCS Result	LCS Qualifier	Unit	D	%Rec	%Rec Limits
Boron	1.25	1.42		mg/L		114	80 - 120

Lab Sample ID: 680-231043-3 MS
Matrix: Water
Analysis Batch: 428454

Client Sample ID: SCH-SGWC-6
Prep Type: Total Recoverable
Prep Batch: 428062

Analyte	Sample Result	Sample Qualifier	Spike Added	MS Result	MS Qualifier	Unit	D	%Rec	%Rec Limits
Antimony	<0.00097		0.250	0.251		mg/L		101	75 - 125
Arsenic	<0.00028		1.00	0.916		mg/L		92	75 - 125
Barium	0.12		1.00	0.970		mg/L		85	75 - 125
Beryllium	<0.00027		0.500	0.434		mg/L		87	75 - 125
Cadmium	<0.00022		0.500	0.481		mg/L		96	75 - 125
Calcium	10		25.0	35.1		mg/L		99	75 - 125
Chromium	<0.0015		0.500	0.480		mg/L		96	75 - 125
Cobalt	0.00030	J	0.500	0.465		mg/L		93	75 - 125
Iron	0.23		5.00	5.11		mg/L		98	75 - 125
Lead	<0.00038		0.500	0.472		mg/L		94	75 - 125
Magnesium	4.5		25.0	27.5		mg/L		92	75 - 125
Manganese	0.053		0.500	0.510		mg/L		92	75 - 125
Molybdenum	<0.00061		0.500	0.473		mg/L		95	75 - 125
Potassium	0.87		25.0	24.0		mg/L		92	75 - 125
Selenium	<0.00074		1.00	0.879		mg/L		88	75 - 125
Sodium	11		25.0	35.3		mg/L		96	75 - 125
Thallium	<0.00047		1.00	0.952		mg/L		95	75 - 125

Lab Sample ID: 680-231043-3 MS
Matrix: Water
Analysis Batch: 428748

Client Sample ID: SCH-SGWC-6
Prep Type: Total Recoverable
Prep Batch: 428062

Analyte	Sample Result	Sample Qualifier	Spike Added	MS Result	MS Qualifier	Unit	D	%Rec	%Rec Limits
Lithium	<0.0013		0.500	0.484		mg/L		97	75 - 125

Lab Sample ID: 680-231043-3 MS
Matrix: Water
Analysis Batch: 430527

Client Sample ID: SCH-SGWC-6
Prep Type: Total Recoverable
Prep Batch: 428062

Analyte	Sample Result	Sample Qualifier	Spike Added	MS Result	MS Qualifier	Unit	D	%Rec	%Rec Limits
Boron	<0.060		1.25	1.39		mg/L		111	75 - 125

Lab Sample ID: 680-231043-3 MSD
Matrix: Water
Analysis Batch: 428454

Client Sample ID: SCH-SGWC-6
Prep Type: Total Recoverable
Prep Batch: 428062

Analyte	Sample Result	Sample Qualifier	Spike Added	MSD Result	MSD Qualifier	Unit	D	%Rec	%Rec Limits	RPD	Limit
Antimony	<0.00097		0.250	0.257		mg/L		103	75 - 125	2	20
Arsenic	<0.00028		1.00	0.920		mg/L		92	75 - 125	0	20
Barium	0.12		1.00	0.979		mg/L		86	75 - 125	1	20
Beryllium	<0.00027		0.500	0.443		mg/L		89	75 - 125	2	20
Cadmium	<0.00022		0.500	0.492		mg/L		98	75 - 125	2	20

Eurofins Savannah

QC Sample Results

Client: Southern Company
Project/Site: CCR Plant Scherer - Ash Pond

Job ID: 680-231043-1

Method: EPA 6020B - Metals (ICP/MS) (Continued)

Lab Sample ID: 680-231043-3 MSD
Matrix: Water
Analysis Batch: 428454

Client Sample ID: SCH-SGWC-6
Prep Type: Total Recoverable
Prep Batch: 428062

Analyte	Sample Result	Sample Qualifier	Spike Added	MSD Result	MSD Qualifier	Unit	D	%Rec	%Rec Limits	RPD	RPD Limit
Calcium	10		25.0	35.6		mg/L		101	75 - 125	1	20
Chromium	<0.0015		0.500	0.495		mg/L		99	75 - 125	3	20
Cobalt	0.00030	J	0.500	0.468		mg/L		94	75 - 125	1	20
Iron	0.23		5.00	5.04		mg/L		96	75 - 125	1	20
Lead	<0.00038		0.500	0.483		mg/L		97	75 - 125	2	20
Magnesium	4.5		25.0	27.6		mg/L		92	75 - 125	0	20
Manganese	0.053		0.500	0.524		mg/L		94	75 - 125	3	20
Molybdenum	<0.00061		0.500	0.480		mg/L		96	75 - 125	1	20
Potassium	0.87		25.0	24.1		mg/L		93	75 - 125	1	20
Selenium	<0.00074		1.00	0.881		mg/L		88	75 - 125	0	20
Sodium	11		25.0	35.2		mg/L		95	75 - 125	0	20
Thallium	<0.00047		1.00	0.975		mg/L		97	75 - 125	2	20

Lab Sample ID: 680-231043-3 MSD
Matrix: Water
Analysis Batch: 428748

Client Sample ID: SCH-SGWC-6
Prep Type: Total Recoverable
Prep Batch: 428062

Analyte	Sample Result	Sample Qualifier	Spike Added	MSD Result	MSD Qualifier	Unit	D	%Rec	%Rec Limits	RPD	RPD Limit
Lithium	<0.0013		0.500	0.497		mg/L		99	75 - 125	3	20

Lab Sample ID: 680-231043-3 MSD
Matrix: Water
Analysis Batch: 430527

Client Sample ID: SCH-SGWC-6
Prep Type: Total Recoverable
Prep Batch: 428062

Analyte	Sample Result	Sample Qualifier	Spike Added	MSD Result	MSD Qualifier	Unit	D	%Rec	%Rec Limits	RPD	RPD Limit
Boron	<0.060		1.25	1.43		mg/L		114	75 - 125	2	20

Lab Sample ID: MB 180-430846/1-A
Matrix: Water
Analysis Batch: 431009

Client Sample ID: Method Blank
Prep Type: Total Recoverable
Prep Batch: 430846

Analyte	MB Result	MB Qualifier	RL	MDL	Unit	D	Prepared	Analyzed	Dil Fac
Boron	<0.060		0.080	0.060	mg/L		03/30/23 11:14	03/31/23 13:35	1

Lab Sample ID: LCS 180-430846/2-A
Matrix: Water
Analysis Batch: 431009

Client Sample ID: Lab Control Sample
Prep Type: Total Recoverable
Prep Batch: 430846

Analyte	Spike Added	LCS Result	LCS Qualifier	Unit	D	%Rec	%Rec Limits
Boron	1.25	1.21		mg/L		97	80 - 120

Lab Sample ID: 180-152511-E-1-K MS ^2
Matrix: Water
Analysis Batch: 431009

Client Sample ID: Matrix Spike
Prep Type: Total Recoverable
Prep Batch: 430846

Analyte	Sample Result	Sample Qualifier	Spike Added	MS Result	MS Qualifier	Unit	D	%Rec	%Rec Limits
Boron	3.3		1.25	4.39		mg/L		84	75 - 125

Eurofins Savannah

QC Sample Results

Client: Southern Company
 Project/Site: CCR Plant Scherer - Ash Pond

Job ID: 680-231043-1

Method: EPA 6020B - Metals (ICP/MS) (Continued)

Lab Sample ID: 180-152511-E-1-L MSD ^2
 Matrix: Water
 Analysis Batch: 431009

Client Sample ID: Matrix Spike Duplicate
 Prep Type: Total Recoverable
 Prep Batch: 430846

Analyte	Sample Result	Sample Qualifier	Spike Added	MSD Result	MSD Qualifier	Unit	D	%Rec	%Rec Limits	RPD	RPD Limit
Boron	3.3		1.25	4.75		mg/L		113	75 - 125	8	20

Method: EPA 7470A - Mercury (CVAA)

Lab Sample ID: MB 180-428554/1-A
 Matrix: Water
 Analysis Batch: 428715

Client Sample ID: Method Blank
 Prep Type: Total/NA
 Prep Batch: 428554

Analyte	MB Result	MB Qualifier	RL	MDL	Unit	D	Prepared	Analyzed	Dil Fac
Mercury	<0.00013		0.00020	0.00013	mg/L		03/09/23 09:25	03/09/23 12:51	1

Lab Sample ID: LCS 180-428554/2-A
 Matrix: Water
 Analysis Batch: 428715

Client Sample ID: Lab Control Sample
 Prep Type: Total/NA
 Prep Batch: 428554

Analyte	Spike Added	LCS Result	LCS Qualifier	Unit	D	%Rec	%Rec Limits
Mercury	0.00250	0.00243		mg/L		97	80 - 120

Lab Sample ID: 680-230924-C-1-C MS
 Matrix: Water
 Analysis Batch: 428715

Client Sample ID: Matrix Spike
 Prep Type: Total/NA
 Prep Batch: 428554

Analyte	Sample Result	Sample Qualifier	Spike Added	MS Result	MS Qualifier	Unit	D	%Rec	%Rec Limits
Mercury	<0.00013		0.00100	0.000930		mg/L		93	75 - 125

Lab Sample ID: 680-230924-C-1-D MSD
 Matrix: Water
 Analysis Batch: 428715

Client Sample ID: Matrix Spike Duplicate
 Prep Type: Total/NA
 Prep Batch: 428554

Analyte	Sample Result	Sample Qualifier	Spike Added	MSD Result	MSD Qualifier	Unit	D	%Rec	%Rec Limits	RPD	RPD Limit
Mercury	<0.00013		0.00100	0.000918		mg/L		92	75 - 125	1	20

Method: EPA 9034 - Sulfide, Acid soluble and Insoluble (Titrimetric)

Lab Sample ID: MB 180-427449/2-A
 Matrix: Water
 Analysis Batch: 427454

Client Sample ID: Method Blank
 Prep Type: Total/NA
 Prep Batch: 427449

Analyte	MB Result	MB Qualifier	RL	MDL	Unit	D	Prepared	Analyzed	Dil Fac
Sulfide	<2.1		3.0	2.1	mg/L		02/25/23 10:40	02/25/23 15:09	1

Lab Sample ID: LCS 180-427449/1-A
 Matrix: Water
 Analysis Batch: 427454

Client Sample ID: Lab Control Sample
 Prep Type: Total/NA
 Prep Batch: 427449

Analyte	Spike Added	LCS Result	LCS Qualifier	Unit	D	%Rec	%Rec Limits
Sulfide	17.1	18.3		mg/L		107	85 - 115

Eurofins Savannah

QC Sample Results

Client: Southern Company
 Project/Site: CCR Plant Scherer - Ash Pond

Job ID: 680-231043-1

Method: EPA 9034 - Sulfide, Acid soluble and Insoluble (Titrimetric) (Continued)

Lab Sample ID: 680-231043-1 MS
 Matrix: Water
 Analysis Batch: 427454

Client Sample ID: SCH-SGWA-2
 Prep Type: Total/NA
 Prep Batch: 427449
 %Rec

Analyte	Sample Result	Sample Qualifier	Spike Added	MS Result	MS Qualifier	Unit	D	%Rec	Limits
Sulfide	<2.1	cn	17.1	16.7		mg/L		98	75 - 125

Lab Sample ID: 680-231043-1 MSD
 Matrix: Water
 Analysis Batch: 427454

Client Sample ID: SCH-SGWA-2
 Prep Type: Total/NA
 Prep Batch: 427449
 %Rec RPD

Analyte	Sample Result	Sample Qualifier	Spike Added	MSD Result	MSD Qualifier	Unit	D	%Rec	Limits	RPD	Limit
Sulfide	<2.1	cn	17.1	16.5		mg/L		97	75 - 125	1	20

Method: SM 2540C - Solids, Total Dissolved (TDS)

Lab Sample ID: MB 180-427437/1
 Matrix: Water
 Analysis Batch: 427437

Client Sample ID: Method Blank
 Prep Type: Total/NA

Analyte	MB Result	MB Qualifier	RL	MDL	Unit	D	Prepared	Analyzed	Dil Fac
Total Dissolved Solids	<10		10	10	mg/L			02/24/23 17:35	1

Lab Sample ID: LCS 180-427437/2
 Matrix: Water
 Analysis Batch: 427437

Client Sample ID: Lab Control Sample
 Prep Type: Total/NA

Analyte	Spike Added	LCS Result	LCS Qualifier	Unit	D	%Rec	%Rec Limits
Total Dissolved Solids	665	658		mg/L		99	85 - 115

Lab Sample ID: 680-231043-1 DU
 Matrix: Water
 Analysis Batch: 427437

Client Sample ID: SCH-SGWA-2
 Prep Type: Total/NA

Analyte	Sample Result	Sample Qualifier	DU Result	DU Qualifier	Unit	D	RPD	Limit
Total Dissolved Solids	100		105		mg/L		3	10

Lab Sample ID: 680-231043-11 DU
 Matrix: Water
 Analysis Batch: 427437

Client Sample ID: SCH-SGWC-19
 Prep Type: Total/NA

Analyte	Sample Result	Sample Qualifier	DU Result	DU Qualifier	Unit	D	RPD	Limit
Total Dissolved Solids	440		450		mg/L		3	10

Method: SM2320 B - Alkalinity, Total

Lab Sample ID: MB 180-427481/29
 Matrix: Water
 Analysis Batch: 427481

Client Sample ID: Method Blank
 Prep Type: Total/NA

Analyte	MB Result	MB Qualifier	RL	MDL	Unit	D	Prepared	Analyzed	Dil Fac
Total Alkalinity as CaCO3 to pH 4.5	<5.0		5.0	5.0	mg/L			02/24/23 16:50	1
Bicarbonate Alkalinity as CaCO3	<5.0		5.0	5.0	mg/L			02/24/23 16:50	1
Carbonate Alkalinity as CaCO3	<5.0		5.0	5.0	mg/L			02/24/23 16:50	1

Eurofins Savannah

QC Sample Results

Client: Southern Company
Project/Site: CCR Plant Scherer - Ash Pond

Job ID: 680-231043-1

Method: SM2320 B - Alkalinity, Total (Continued)

Lab Sample ID: MB 180-427481/53
Matrix: Water
Analysis Batch: 427481

Client Sample ID: Method Blank
Prep Type: Total/NA

Analyte	MB Result	MB Qualifier	RL	MDL	Unit	D	Prepared	Analyzed	Dil Fac
Total Alkalinity as CaCO3 to pH 4.5	<5.0		5.0	5.0	mg/L			02/24/23 18:57	1
Bicarbonate Alkalinity as CaCO3	<5.0		5.0	5.0	mg/L			02/24/23 18:57	1
Carbonate Alkalinity as CaCO3	<5.0		5.0	5.0	mg/L			02/24/23 18:57	1

Lab Sample ID: MB 180-427481/77
Matrix: Water
Analysis Batch: 427481

Client Sample ID: Method Blank
Prep Type: Total/NA

Analyte	MB Result	MB Qualifier	RL	MDL	Unit	D	Prepared	Analyzed	Dil Fac
Total Alkalinity as CaCO3 to pH 4.5	<5.0		5.0	5.0	mg/L			02/24/23 20:56	1
Bicarbonate Alkalinity as CaCO3	<5.0		5.0	5.0	mg/L			02/24/23 20:56	1
Carbonate Alkalinity as CaCO3	<5.0		5.0	5.0	mg/L			02/24/23 20:56	1

Lab Sample ID: LCS 180-427481/52
Matrix: Water
Analysis Batch: 427481

Client Sample ID: Lab Control Sample
Prep Type: Total/NA

Analyte	Spike Added	LCS Result	LCS Qualifier	Unit	D	%Rec	%Rec Limits
Total Alkalinity as CaCO3 to pH 4.5	255	262		mg/L		103	90 - 110

Lab Sample ID: LCS 180-427481/76
Matrix: Water
Analysis Batch: 427481

Client Sample ID: Lab Control Sample
Prep Type: Total/NA

Analyte	Spike Added	LCS Result	LCS Qualifier	Unit	D	%Rec	%Rec Limits
Total Alkalinity as CaCO3 to pH 4.5	255	264		mg/L		103	90 - 110

Lab Sample ID: LLCS 180-427481/51
Matrix: Water
Analysis Batch: 427481

Client Sample ID: Lab Control Sample
Prep Type: Total/NA

Analyte	Spike Added	LLCS Result	LLCS Qualifier	Unit	D	%Rec	%Rec Limits
Total Alkalinity as CaCO3 to pH 4.5	15.3	16.5		mg/L		108	75 - 125

Lab Sample ID: LLCS 180-427481/75
Matrix: Water
Analysis Batch: 427481

Client Sample ID: Lab Control Sample
Prep Type: Total/NA

Analyte	Spike Added	LLCS Result	LLCS Qualifier	Unit	D	%Rec	%Rec Limits
Total Alkalinity as CaCO3 to pH 4.5	15.3	15.4		mg/L		101	75 - 125

QC Sample Results

Client: Southern Company
 Project/Site: CCR Plant Scherer - Ash Pond

Job ID: 680-231043-1

Method: SM2320 B - Alkalinity, Total (Continued)

Lab Sample ID: 680-231043-7 DU
Matrix: Water
Analysis Batch: 427481

Client Sample ID: SCH-SGWC-10
Prep Type: Total/NA

Analyte	Sample	Sample	DU	DU	Unit	D	RPD	RPD
	Result	Qualifier	Result	Qualifier				Limit
Total Alkalinity as CaCO ₃ to pH 4.5	18		16.6		mg/L		5	20
Bicarbonate Alkalinity as CaCO ₃	18		16.6		mg/L		5	20
Carbonate Alkalinity as CaCO ₃	<5.0		<5.0		mg/L		NC	20

Lab Sample ID: 680-231043-13 DU
Matrix: Water
Analysis Batch: 427481

Client Sample ID: SCH-AP1-FD-1
Prep Type: Total/NA

Analyte	Sample	Sample	DU	DU	Unit	D	RPD	RPD
	Result	Qualifier	Result	Qualifier				Limit
Total Alkalinity as CaCO ₃ to pH 4.5	17		17.3		mg/L		3	20
Bicarbonate Alkalinity as CaCO ₃	17		17.3		mg/L		3	20
Carbonate Alkalinity as CaCO ₃	<5.0		<5.0		mg/L		NC	20



QC Association Summary

Client: Southern Company
Project/Site: CCR Plant Scherer - Ash Pond

Job ID: 680-231043-1

HPLC/IC

Analysis Batch: 427383

Lab Sample ID	Client Sample ID	Prep Type	Matrix	Method	Prep Batch
680-231043-1	SCH-SGWA-2	Total/NA	Water	EPA 300.0 R2.1	
680-231043-2	SCH-SGWA-4	Total/NA	Water	EPA 300.0 R2.1	
680-231043-3	SCH-SGWC-6	Total/NA	Water	EPA 300.0 R2.1	
680-231043-4	SCH-SGWC-7	Total/NA	Water	EPA 300.0 R2.1	
680-231043-5	SCH-SGWC-8	Total/NA	Water	EPA 300.0 R2.1	
680-231043-6	SCH-SGWC-9	Total/NA	Water	EPA 300.0 R2.1	
680-231043-7	SCH-SGWC-10	Total/NA	Water	EPA 300.0 R2.1	
680-231043-8	SCH-SGWC-11	Total/NA	Water	EPA 300.0 R2.1	
680-231043-9	SCH-SGWC-17	Total/NA	Water	EPA 300.0 R2.1	
680-231043-10	SCH-SGWC-18	Total/NA	Water	EPA 300.0 R2.1	
680-231043-11	SCH-SGWC-19	Total/NA	Water	EPA 300.0 R2.1	
680-231043-12	SCH-SGWC-20	Total/NA	Water	EPA 300.0 R2.1	
680-231043-13	SCH-AP1-FD-1	Total/NA	Water	EPA 300.0 R2.1	
680-231043-14	SCH-AP1-FD-2	Total/NA	Water	EPA 300.0 R2.1	
MB 180-427383/6	Method Blank	Total/NA	Water	EPA 300.0 R2.1	
LCS 180-427383/7	Lab Control Sample	Total/NA	Water	EPA 300.0 R2.1	
680-231043-5 MS	SCH-SGWC-8	Total/NA	Water	EPA 300.0 R2.1	
680-231043-5 MSD	SCH-SGWC-8	Total/NA	Water	EPA 300.0 R2.1	

Metals

Prep Batch: 428062

Lab Sample ID	Client Sample ID	Prep Type	Matrix	Method	Prep Batch
680-231043-1	SCH-SGWA-2	Total Recoverable	Water	3005A	
680-231043-2	SCH-SGWA-4	Total Recoverable	Water	3005A	
680-231043-3	SCH-SGWC-6	Total Recoverable	Water	3005A	
680-231043-4	SCH-SGWC-7	Total Recoverable	Water	3005A	
680-231043-5	SCH-SGWC-8	Total Recoverable	Water	3005A	
680-231043-6	SCH-SGWC-9	Total Recoverable	Water	3005A	
680-231043-7	SCH-SGWC-10	Total Recoverable	Water	3005A	
680-231043-8	SCH-SGWC-11	Total Recoverable	Water	3005A	
680-231043-9	SCH-SGWC-17	Total Recoverable	Water	3005A	
680-231043-10	SCH-SGWC-18	Total Recoverable	Water	3005A	
680-231043-11	SCH-SGWC-19	Total Recoverable	Water	3005A	
680-231043-12	SCH-SGWC-20	Total Recoverable	Water	3005A	
680-231043-13	SCH-AP1-FD-1	Total Recoverable	Water	3005A	
680-231043-14	SCH-AP1-FD-2	Total Recoverable	Water	3005A	
MB 180-428062/1-A	Method Blank	Total Recoverable	Water	3005A	
LCS 180-428062/2-A	Lab Control Sample	Total Recoverable	Water	3005A	
680-231043-3 MS	SCH-SGWC-6	Total Recoverable	Water	3005A	
680-231043-3 MSD	SCH-SGWC-6	Total Recoverable	Water	3005A	

Analysis Batch: 428454

Lab Sample ID	Client Sample ID	Prep Type	Matrix	Method	Prep Batch
680-231043-1	SCH-SGWA-2	Total Recoverable	Water	EPA 6020B	428062
680-231043-2	SCH-SGWA-4	Total Recoverable	Water	EPA 6020B	428062
680-231043-3	SCH-SGWC-6	Total Recoverable	Water	EPA 6020B	428062
680-231043-4	SCH-SGWC-7	Total Recoverable	Water	EPA 6020B	428062
680-231043-5	SCH-SGWC-8	Total Recoverable	Water	EPA 6020B	428062
680-231043-6	SCH-SGWC-9	Total Recoverable	Water	EPA 6020B	428062
680-231043-7	SCH-SGWC-10	Total Recoverable	Water	EPA 6020B	428062

Eurofins Savannah

QC Association Summary

Client: Southern Company
 Project/Site: CCR Plant Scherer - Ash Pond

Job ID: 680-231043-1

Metals (Continued)

Analysis Batch: 428454 (Continued)

Lab Sample ID	Client Sample ID	Prep Type	Matrix	Method	Prep Batch
680-231043-8	SCH-SGWC-11	Total Recoverable	Water	EPA 6020B	428062
680-231043-9	SCH-SGWC-17	Total Recoverable	Water	EPA 6020B	428062
680-231043-10	SCH-SGWC-18	Total Recoverable	Water	EPA 6020B	428062
680-231043-11	SCH-SGWC-19	Total Recoverable	Water	EPA 6020B	428062
680-231043-12	SCH-SGWC-20	Total Recoverable	Water	EPA 6020B	428062
680-231043-13	SCH-AP1-FD-1	Total Recoverable	Water	EPA 6020B	428062
680-231043-14	SCH-AP1-FD-2	Total Recoverable	Water	EPA 6020B	428062
MB 180-428062/1-A	Method Blank	Total Recoverable	Water	EPA 6020B	428062
LCS 180-428062/2-A	Lab Control Sample	Total Recoverable	Water	EPA 6020B	428062
680-231043-3 MS	SCH-SGWC-6	Total Recoverable	Water	EPA 6020B	428062
680-231043-3 MSD	SCH-SGWC-6	Total Recoverable	Water	EPA 6020B	428062

Prep Batch: 428554

Lab Sample ID	Client Sample ID	Prep Type	Matrix	Method	Prep Batch
680-231043-1	SCH-SGWA-2	Total/NA	Water	7470A	
680-231043-2	SCH-SGWA-4	Total/NA	Water	7470A	
680-231043-3	SCH-SGWC-6	Total/NA	Water	7470A	
680-231043-4	SCH-SGWC-7	Total/NA	Water	7470A	
680-231043-5	SCH-SGWC-8	Total/NA	Water	7470A	
680-231043-6	SCH-SGWC-9	Total/NA	Water	7470A	
680-231043-7	SCH-SGWC-10	Total/NA	Water	7470A	
680-231043-8	SCH-SGWC-11	Total/NA	Water	7470A	
680-231043-9	SCH-SGWC-17	Total/NA	Water	7470A	
680-231043-10	SCH-SGWC-18	Total/NA	Water	7470A	
680-231043-11	SCH-SGWC-19	Total/NA	Water	7470A	
680-231043-12	SCH-SGWC-20	Total/NA	Water	7470A	
680-231043-13	SCH-AP1-FD-1	Total/NA	Water	7470A	
680-231043-14	SCH-AP1-FD-2	Total/NA	Water	7470A	
MB 180-428554/1-A	Method Blank	Total/NA	Water	7470A	
LCS 180-428554/2-A	Lab Control Sample	Total/NA	Water	7470A	
680-230924-C-1-C MS	Matrix Spike	Total/NA	Water	7470A	
680-230924-C-1-D MSD	Matrix Spike Duplicate	Total/NA	Water	7470A	

Analysis Batch: 428715

Lab Sample ID	Client Sample ID	Prep Type	Matrix	Method	Prep Batch
680-231043-1	SCH-SGWA-2	Total/NA	Water	EPA 7470A	428554
680-231043-2	SCH-SGWA-4	Total/NA	Water	EPA 7470A	428554
680-231043-3	SCH-SGWC-6	Total/NA	Water	EPA 7470A	428554
680-231043-4	SCH-SGWC-7	Total/NA	Water	EPA 7470A	428554
680-231043-5	SCH-SGWC-8	Total/NA	Water	EPA 7470A	428554
680-231043-6	SCH-SGWC-9	Total/NA	Water	EPA 7470A	428554
680-231043-7	SCH-SGWC-10	Total/NA	Water	EPA 7470A	428554
680-231043-8	SCH-SGWC-11	Total/NA	Water	EPA 7470A	428554
680-231043-9	SCH-SGWC-17	Total/NA	Water	EPA 7470A	428554
680-231043-10	SCH-SGWC-18	Total/NA	Water	EPA 7470A	428554
680-231043-11	SCH-SGWC-19	Total/NA	Water	EPA 7470A	428554
680-231043-12	SCH-SGWC-20	Total/NA	Water	EPA 7470A	428554
680-231043-13	SCH-AP1-FD-1	Total/NA	Water	EPA 7470A	428554
680-231043-14	SCH-AP1-FD-2	Total/NA	Water	EPA 7470A	428554
MB 180-428554/1-A	Method Blank	Total/NA	Water	EPA 7470A	428554
LCS 180-428554/2-A	Lab Control Sample	Total/NA	Water	EPA 7470A	428554

Eurofins Savannah

QC Association Summary

Client: Southern Company
Project/Site: CCR Plant Scherer - Ash Pond

Job ID: 680-231043-1

Metals (Continued)

Analysis Batch: 428715 (Continued)

Lab Sample ID	Client Sample ID	Prep Type	Matrix	Method	Prep Batch
680-230924-C-1-C MS	Matrix Spike	Total/NA	Water	EPA 7470A	428554
680-230924-C-1-D MSD	Matrix Spike Duplicate	Total/NA	Water	EPA 7470A	428554

Analysis Batch: 428748

Lab Sample ID	Client Sample ID	Prep Type	Matrix	Method	Prep Batch
680-231043-1	SCH-SGWA-2	Total Recoverable	Water	EPA 6020B	428062
680-231043-2	SCH-SGWA-4	Total Recoverable	Water	EPA 6020B	428062
680-231043-3	SCH-SGWC-6	Total Recoverable	Water	EPA 6020B	428062
680-231043-4	SCH-SGWC-7	Total Recoverable	Water	EPA 6020B	428062
680-231043-5	SCH-SGWC-8	Total Recoverable	Water	EPA 6020B	428062
680-231043-6	SCH-SGWC-9	Total Recoverable	Water	EPA 6020B	428062
680-231043-7	SCH-SGWC-10	Total Recoverable	Water	EPA 6020B	428062
680-231043-8	SCH-SGWC-11	Total Recoverable	Water	EPA 6020B	428062
680-231043-9	SCH-SGWC-17	Total Recoverable	Water	EPA 6020B	428062
680-231043-10	SCH-SGWC-18	Total Recoverable	Water	EPA 6020B	428062
680-231043-11	SCH-SGWC-19	Total Recoverable	Water	EPA 6020B	428062
680-231043-12	SCH-SGWC-20	Total Recoverable	Water	EPA 6020B	428062
680-231043-13	SCH-AP1-FD-1	Total Recoverable	Water	EPA 6020B	428062
MB 180-428062/1-A	Method Blank	Total Recoverable	Water	EPA 6020B	428062
LCS 180-428062/2-A	Lab Control Sample	Total Recoverable	Water	EPA 6020B	428062
680-231043-3 MS	SCH-SGWC-6	Total Recoverable	Water	EPA 6020B	428062
680-231043-3 MSD	SCH-SGWC-6	Total Recoverable	Water	EPA 6020B	428062

Analysis Batch: 430527

Lab Sample ID	Client Sample ID	Prep Type	Matrix	Method	Prep Batch
680-231043-1	SCH-SGWA-2	Total Recoverable	Water	EPA 6020B	428062
680-231043-2	SCH-SGWA-4	Total Recoverable	Water	EPA 6020B	428062
680-231043-3	SCH-SGWC-6	Total Recoverable	Water	EPA 6020B	428062
680-231043-4	SCH-SGWC-7	Total Recoverable	Water	EPA 6020B	428062
680-231043-5	SCH-SGWC-8	Total Recoverable	Water	EPA 6020B	428062
680-231043-7	SCH-SGWC-10	Total Recoverable	Water	EPA 6020B	428062
680-231043-8	SCH-SGWC-11	Total Recoverable	Water	EPA 6020B	428062
680-231043-9	SCH-SGWC-17	Total Recoverable	Water	EPA 6020B	428062
680-231043-13	SCH-AP1-FD-1	Total Recoverable	Water	EPA 6020B	428062
680-231043-14	SCH-AP1-FD-2	Total Recoverable	Water	EPA 6020B	428062
MB 180-428062/1-A	Method Blank	Total Recoverable	Water	EPA 6020B	428062
LCS 180-428062/2-A	Lab Control Sample	Total Recoverable	Water	EPA 6020B	428062
680-231043-3 MS	SCH-SGWC-6	Total Recoverable	Water	EPA 6020B	428062
680-231043-3 MSD	SCH-SGWC-6	Total Recoverable	Water	EPA 6020B	428062

Analysis Batch: 430656

Lab Sample ID	Client Sample ID	Prep Type	Matrix	Method	Prep Batch
680-231043-10	SCH-SGWC-18	Total Recoverable	Water	EPA 6020B	428062

Prep Batch: 430846

Lab Sample ID	Client Sample ID	Prep Type	Matrix	Method	Prep Batch
680-231043-6	SCH-SGWC-9	Total Recoverable	Water	3005A	
680-231043-11	SCH-SGWC-19	Total Recoverable	Water	3005A	
680-231043-12	SCH-SGWC-20	Total Recoverable	Water	3005A	
MB 180-430846/1-A	Method Blank	Total Recoverable	Water	3005A	
LCS 180-430846/2-A	Lab Control Sample	Total Recoverable	Water	3005A	

Eurofins Savannah

QC Association Summary

Client: Southern Company
Project/Site: CCR Plant Scherer - Ash Pond

Job ID: 680-231043-1

Metals (Continued)

Prep Batch: 430846 (Continued)

Lab Sample ID	Client Sample ID	Prep Type	Matrix	Method	Prep Batch
180-152511-E-1-K MS ^2	Matrix Spike	Total Recoverable	Water	3005A	
180-152511-E-1-L MSD ^2	Matrix Spike Duplicate	Total Recoverable	Water	3005A	

Analysis Batch: 431009

Lab Sample ID	Client Sample ID	Prep Type	Matrix	Method	Prep Batch
680-231043-6	SCH-SGWC-9	Total Recoverable	Water	EPA 6020B	430846
680-231043-11	SCH-SGWC-19	Total Recoverable	Water	EPA 6020B	430846
680-231043-12	SCH-SGWC-20	Total Recoverable	Water	EPA 6020B	430846
MB 180-430846/1-A	Method Blank	Total Recoverable	Water	EPA 6020B	430846
LCS 180-430846/2-A	Lab Control Sample	Total Recoverable	Water	EPA 6020B	430846
180-152511-E-1-K MS ^2	Matrix Spike	Total Recoverable	Water	EPA 6020B	430846
180-152511-E-1-L MSD ^2	Matrix Spike Duplicate	Total Recoverable	Water	EPA 6020B	430846

General Chemistry

Analysis Batch: 427437

Lab Sample ID	Client Sample ID	Prep Type	Matrix	Method	Prep Batch
680-231043-1	SCH-SGWA-2	Total/NA	Water	SM 2540C	
680-231043-2	SCH-SGWA-4	Total/NA	Water	SM 2540C	
680-231043-3	SCH-SGWC-6	Total/NA	Water	SM 2540C	
680-231043-4	SCH-SGWC-7	Total/NA	Water	SM 2540C	
680-231043-5	SCH-SGWC-8	Total/NA	Water	SM 2540C	
680-231043-6	SCH-SGWC-9	Total/NA	Water	SM 2540C	
680-231043-7	SCH-SGWC-10	Total/NA	Water	SM 2540C	
680-231043-8	SCH-SGWC-11	Total/NA	Water	SM 2540C	
680-231043-9	SCH-SGWC-17	Total/NA	Water	SM 2540C	
680-231043-10	SCH-SGWC-18	Total/NA	Water	SM 2540C	
680-231043-11	SCH-SGWC-19	Total/NA	Water	SM 2540C	
680-231043-12	SCH-SGWC-20	Total/NA	Water	SM 2540C	
680-231043-13	SCH-AP1-FD-1	Total/NA	Water	SM 2540C	
680-231043-14	SCH-AP1-FD-2	Total/NA	Water	SM 2540C	
MB 180-427437/1	Method Blank	Total/NA	Water	SM 2540C	
LCS 180-427437/2	Lab Control Sample	Total/NA	Water	SM 2540C	
680-231043-1 DU	SCH-SGWA-2	Total/NA	Water	SM 2540C	
680-231043-11 DU	SCH-SGWC-19	Total/NA	Water	SM 2540C	

Prep Batch: 427449

Lab Sample ID	Client Sample ID	Prep Type	Matrix	Method	Prep Batch
680-231043-1	SCH-SGWA-2	Total/NA	Water	9030B	
680-231043-2	SCH-SGWA-4	Total/NA	Water	9030B	
680-231043-3	SCH-SGWC-6	Total/NA	Water	9030B	
680-231043-4	SCH-SGWC-7	Total/NA	Water	9030B	
680-231043-5	SCH-SGWC-8	Total/NA	Water	9030B	
680-231043-6	SCH-SGWC-9	Total/NA	Water	9030B	
680-231043-7	SCH-SGWC-10	Total/NA	Water	9030B	
680-231043-8	SCH-SGWC-11	Total/NA	Water	9030B	
680-231043-9	SCH-SGWC-17	Total/NA	Water	9030B	
680-231043-10	SCH-SGWC-18	Total/NA	Water	9030B	
680-231043-11	SCH-SGWC-19	Total/NA	Water	9030B	
680-231043-12	SCH-SGWC-20	Total/NA	Water	9030B	
680-231043-13	SCH-AP1-FD-1	Total/NA	Water	9030B	

Eurofins Savannah

QC Association Summary

Client: Southern Company
 Project/Site: CCR Plant Scherer - Ash Pond

Job ID: 680-231043-1

General Chemistry (Continued)

Prep Batch: 427449 (Continued)

Lab Sample ID	Client Sample ID	Prep Type	Matrix	Method	Prep Batch
680-231043-14	SCH-AP1-FD-2	Total/NA	Water	9030B	
MB 180-427449/2-A	Method Blank	Total/NA	Water	9030B	
LCS 180-427449/1-A	Lab Control Sample	Total/NA	Water	9030B	
680-231043-1 MS	SCH-SGWA-2	Total/NA	Water	9030B	
680-231043-1 MSD	SCH-SGWA-2	Total/NA	Water	9030B	

Analysis Batch: 427454

Lab Sample ID	Client Sample ID	Prep Type	Matrix	Method	Prep Batch
680-231043-1	SCH-SGWA-2	Total/NA	Water	EPA 9034	427449
680-231043-2	SCH-SGWA-4	Total/NA	Water	EPA 9034	427449
680-231043-3	SCH-SGWC-6	Total/NA	Water	EPA 9034	427449
680-231043-4	SCH-SGWC-7	Total/NA	Water	EPA 9034	427449
680-231043-5	SCH-SGWC-8	Total/NA	Water	EPA 9034	427449
680-231043-6	SCH-SGWC-9	Total/NA	Water	EPA 9034	427449
680-231043-7	SCH-SGWC-10	Total/NA	Water	EPA 9034	427449
680-231043-8	SCH-SGWC-11	Total/NA	Water	EPA 9034	427449
680-231043-9	SCH-SGWC-17	Total/NA	Water	EPA 9034	427449
680-231043-10	SCH-SGWC-18	Total/NA	Water	EPA 9034	427449
680-231043-11	SCH-SGWC-19	Total/NA	Water	EPA 9034	427449
680-231043-12	SCH-SGWC-20	Total/NA	Water	EPA 9034	427449
680-231043-13	SCH-AP1-FD-1	Total/NA	Water	EPA 9034	427449
680-231043-14	SCH-AP1-FD-2	Total/NA	Water	EPA 9034	427449
MB 180-427449/2-A	Method Blank	Total/NA	Water	EPA 9034	427449
LCS 180-427449/1-A	Lab Control Sample	Total/NA	Water	EPA 9034	427449
680-231043-1 MS	SCH-SGWA-2	Total/NA	Water	EPA 9034	427449
680-231043-1 MSD	SCH-SGWA-2	Total/NA	Water	EPA 9034	427449

Analysis Batch: 427481

Lab Sample ID	Client Sample ID	Prep Type	Matrix	Method	Prep Batch
680-231043-1	SCH-SGWA-2	Total/NA	Water	SM2320 B	
680-231043-2	SCH-SGWA-4	Total/NA	Water	SM2320 B	
680-231043-3	SCH-SGWC-6	Total/NA	Water	SM2320 B	
680-231043-4	SCH-SGWC-7	Total/NA	Water	SM2320 B	
680-231043-5	SCH-SGWC-8	Total/NA	Water	SM2320 B	
680-231043-6	SCH-SGWC-9	Total/NA	Water	SM2320 B	
680-231043-7	SCH-SGWC-10	Total/NA	Water	SM2320 B	
680-231043-8	SCH-SGWC-11	Total/NA	Water	SM2320 B	
680-231043-9	SCH-SGWC-17	Total/NA	Water	SM2320 B	
680-231043-10	SCH-SGWC-18	Total/NA	Water	SM2320 B	
680-231043-11	SCH-SGWC-19	Total/NA	Water	SM2320 B	
680-231043-12	SCH-SGWC-20	Total/NA	Water	SM2320 B	
680-231043-13	SCH-AP1-FD-1	Total/NA	Water	SM2320 B	
680-231043-14	SCH-AP1-FD-2	Total/NA	Water	SM2320 B	
MB 180-427481/29	Method Blank	Total/NA	Water	SM2320 B	
MB 180-427481/53	Method Blank	Total/NA	Water	SM2320 B	
MB 180-427481/77	Method Blank	Total/NA	Water	SM2320 B	
LCS 180-427481/52	Lab Control Sample	Total/NA	Water	SM2320 B	
LCS 180-427481/76	Lab Control Sample	Total/NA	Water	SM2320 B	
LLCS 180-427481/51	Lab Control Sample	Total/NA	Water	SM2320 B	
LLCS 180-427481/75	Lab Control Sample	Total/NA	Water	SM2320 B	
680-231043-7 DU	SCH-SGWC-10	Total/NA	Water	SM2320 B	

Eurofins Savannah

QC Association Summary

Client: Southern Company
Project/Site: CCR Plant Scherer - Ash Pond

Job ID: 680-231043-1

General Chemistry (Continued)

Analysis Batch: 427481 (Continued)

Lab Sample ID	Client Sample ID	Prep Type	Matrix	Method	Prep Batch
680-231043-13 DU	SCH-AP1-FD-1	Total/NA	Water	SM2320 B	

Analysis Batch: 429994

Lab Sample ID	Client Sample ID	Prep Type	Matrix	Method	Prep Batch
680-231043-1	SCH-SGWA-2	Total/NA	Water	SM 3500	
680-231043-2	SCH-SGWA-4	Total/NA	Water	SM 3500	
680-231043-3	SCH-SGWC-6	Total/NA	Water	SM 3500	
680-231043-4	SCH-SGWC-7	Total/NA	Water	SM 3500	
680-231043-5	SCH-SGWC-8	Total/NA	Water	SM 3500	
680-231043-6	SCH-SGWC-9	Total/NA	Water	SM 3500	
680-231043-7	SCH-SGWC-10	Total/NA	Water	SM 3500	
680-231043-8	SCH-SGWC-11	Total/NA	Water	SM 3500	
680-231043-9	SCH-SGWC-17	Total/NA	Water	SM 3500	
680-231043-10	SCH-SGWC-18	Total/NA	Water	SM 3500	
680-231043-11	SCH-SGWC-19	Total/NA	Water	SM 3500	
680-231043-12	SCH-SGWC-20	Total/NA	Water	SM 3500	
680-231043-13	SCH-AP1-FD-1	Total/NA	Water	SM 3500	
680-231043-14	SCH-AP1-FD-2	Total/NA	Water	SM 3500	

Field Service / Mobile Lab

Analysis Batch: 428204

Lab Sample ID	Client Sample ID	Prep Type	Matrix	Method	Prep Batch
680-231043-1	SCH-SGWA-2	Total/NA	Water	Field Sampling	
680-231043-2	SCH-SGWA-4	Total/NA	Water	Field Sampling	
680-231043-3	SCH-SGWC-6	Total/NA	Water	Field Sampling	
680-231043-4	SCH-SGWC-7	Total/NA	Water	Field Sampling	
680-231043-5	SCH-SGWC-8	Total/NA	Water	Field Sampling	
680-231043-6	SCH-SGWC-9	Total/NA	Water	Field Sampling	
680-231043-7	SCH-SGWC-10	Total/NA	Water	Field Sampling	
680-231043-8	SCH-SGWC-11	Total/NA	Water	Field Sampling	
680-231043-9	SCH-SGWC-17	Total/NA	Water	Field Sampling	
680-231043-10	SCH-SGWC-18	Total/NA	Water	Field Sampling	
680-231043-11	SCH-SGWC-19	Total/NA	Water	Field Sampling	
680-231043-12	SCH-SGWC-20	Total/NA	Water	Field Sampling	
680-231043-13	SCH-AP1-FD-1	Total/NA	Water	Field Sampling	
680-231043-14	SCH-AP1-FD-2	Total/NA	Water	Field Sampling	

Lab Chronicle

Client: Southern Company
 Project/Site: CCR Plant Scherer - Ash Pond

Job ID: 680-231043-1

Client Sample ID: SCH-SGWA-2

Lab Sample ID: 680-231043-1

Date Collected: 02/22/23 09:45

Matrix: Water

Date Received: 02/24/23 09:30

Prep Type	Batch Type	Batch Method	Run	Dil Factor	Initial Amount	Final Amount	Batch Number	Prepared or Analyzed	Analyst	Lab
Total/NA	Analysis	EPA 300.0 R2.1		1	1 mL	1 mL	427383	02/24/23 16:27	M1D	EET PIT
Instrument ID: INTEGRION										
Total Recoverable	Prep	3005A			25 mL	25 mL	428062	03/03/23 12:40	HCY	EET PIT
Total Recoverable	Analysis	EPA 6020B		1			428454	03/04/23 14:59	RSK	EET PIT
Instrument ID: DORY										
Total Recoverable	Prep	3005A			25 mL	25 mL	428062	03/03/23 12:40	HCY	EET PIT
Total Recoverable	Analysis	EPA 6020B		1			428748	03/09/23 22:39	RSK	EET PIT
Instrument ID: DORY										
Total Recoverable	Prep	3005A			25 mL	25 mL	428062	03/03/23 12:40	HCY	EET PIT
Total Recoverable	Analysis	EPA 6020B		1			430527	03/25/23 11:35	RSK	EET PIT
Instrument ID: NEMO										
Total/NA	Prep	7470A			25 mL	25 mL	428554	03/09/23 09:25	RSR	EET PIT
Total/NA	Analysis	EPA 7470A		1			428715	03/09/23 13:05	RJR	EET PIT
Instrument ID: HGZ										
Total/NA	Prep	9030B			50 mL	50 mL	427449	02/25/23 10:40	BAB	EET PIT
Total/NA	Analysis	EPA 9034		1			427454	02/25/23 15:11	BAB	EET PIT
Instrument ID: NOEQUIP										
Total/NA	Analysis	SM 2540C		1	100 mL	100 mL	427437	02/24/23 17:35	LWM	EET PIT
Instrument ID: NOEQUIP										
Total/NA	Analysis	SM 3500		1			429994	03/22/23 08:58	CRL	EET PIT
Instrument ID: NOEQUIP										
Total/NA	Analysis	SM2320 B		1			427481	02/24/23 20:06	MAM	EET PIT
Instrument ID: PCTITRATOR										
Total/NA	Analysis	Field Sampling		1			428204	02/22/23 09:45	FDS	EET PIT
Instrument ID: NOEQUIP										

Client Sample ID: SCH-SGWA-4

Lab Sample ID: 680-231043-2

Date Collected: 02/22/23 11:30

Matrix: Water

Date Received: 02/24/23 09:30

Prep Type	Batch Type	Batch Method	Run	Dil Factor	Initial Amount	Final Amount	Batch Number	Prepared or Analyzed	Analyst	Lab
Total/NA	Analysis	EPA 300.0 R2.1		1	1 mL	1 mL	427383	02/24/23 16:45	M1D	EET PIT
Instrument ID: INTEGRION										
Total Recoverable	Prep	3005A			25 mL	25 mL	428062	03/03/23 12:40	HCY	EET PIT
Total Recoverable	Analysis	EPA 6020B		1			428454	03/04/23 15:03	RSK	EET PIT
Instrument ID: DORY										
Total Recoverable	Prep	3005A			25 mL	25 mL	428062	03/03/23 12:40	HCY	EET PIT
Total Recoverable	Analysis	EPA 6020B		1			428748	03/09/23 22:42	RSK	EET PIT
Instrument ID: DORY										
Total Recoverable	Prep	3005A			25 mL	25 mL	428062	03/03/23 12:40	HCY	EET PIT
Total Recoverable	Analysis	EPA 6020B		1			430527	03/25/23 11:38	RSK	EET PIT
Instrument ID: NEMO										
Total/NA	Prep	7470A			25 mL	25 mL	428554	03/09/23 09:25	RSR	EET PIT
Total/NA	Analysis	EPA 7470A		1			428715	03/09/23 13:06	RJR	EET PIT
Instrument ID: HGZ										

Eurofins Savannah

Lab Chronicle

Client: Southern Company
 Project/Site: CCR Plant Scherer - Ash Pond

Job ID: 680-231043-1

Client Sample ID: SCH-SGWA-4

Lab Sample ID: 680-231043-2

Date Collected: 02/22/23 11:30

Matrix: Water

Date Received: 02/24/23 09:30

Prep Type	Batch Type	Batch Method	Run	Dil Factor	Initial Amount	Final Amount	Batch Number	Prepared or Analyzed	Analyst	Lab
Total/NA	Prep	9030B			50 mL	50 mL	427449	02/25/23 10:40	BAB	EET PIT
Total/NA	Analysis	EPA 9034		1			427454	02/25/23 15:18	BAB	EET PIT
Instrument ID: NOEQUIP										
Total/NA	Analysis	SM 2540C		1	100 mL	100 mL	427437	02/24/23 17:35	LWM	EET PIT
Instrument ID: NOEQUIP										
Total/NA	Analysis	SM 3500		1			429994	03/22/23 08:58	CRL	EET PIT
Instrument ID: NOEQUIP										
Total/NA	Analysis	SM2320 B		1			427481	02/24/23 20:11	MAM	EET PIT
Instrument ID: PCTITRATOR										
Total/NA	Analysis	Field Sampling		1			428204	02/22/23 11:30	FDS	EET PIT
Instrument ID: NOEQUIP										

Client Sample ID: SCH-SGWC-6

Lab Sample ID: 680-231043-3

Date Collected: 02/22/23 13:20

Matrix: Water

Date Received: 02/24/23 09:30

Prep Type	Batch Type	Batch Method	Run	Dil Factor	Initial Amount	Final Amount	Batch Number	Prepared or Analyzed	Analyst	Lab
Total/NA	Analysis	EPA 300.0 R2.1		1	1 mL	1 mL	427383	02/24/23 17:40	M1D	EET PIT
Instrument ID: INTEGRION										
Total Recoverable	Prep	3005A			25 mL	25 mL	428062	03/03/23 12:40	HCY	EET PIT
Total Recoverable	Analysis	EPA 6020B		1			428454	03/04/23 15:07	RSK	EET PIT
Instrument ID: DORY										
Total Recoverable	Prep	3005A			25 mL	25 mL	428062	03/03/23 12:40	HCY	EET PIT
Total Recoverable	Analysis	EPA 6020B		1			428748	03/09/23 22:46	RSK	EET PIT
Instrument ID: DORY										
Total Recoverable	Prep	3005A			25 mL	25 mL	428062	03/03/23 12:40	HCY	EET PIT
Total Recoverable	Analysis	EPA 6020B		1			430527	03/25/23 11:41	RSK	EET PIT
Instrument ID: NEMO										
Total/NA	Prep	7470A			25 mL	25 mL	428554	03/09/23 09:25	RSR	EET PIT
Total/NA	Analysis	EPA 7470A		1			428715	03/09/23 13:08	RJR	EET PIT
Instrument ID: HGZ										
Total/NA	Prep	9030B			50 mL	50 mL	427449	02/25/23 10:40	BAB	EET PIT
Total/NA	Analysis	EPA 9034		1			427454	02/25/23 15:21	BAB	EET PIT
Instrument ID: NOEQUIP										
Total/NA	Analysis	SM 2540C		1	100 mL	100 mL	427437	02/24/23 17:35	LWM	EET PIT
Instrument ID: NOEQUIP										
Total/NA	Analysis	SM 3500		1			429994	03/22/23 08:58	CRL	EET PIT
Instrument ID: NOEQUIP										
Total/NA	Analysis	SM2320 B		1			427481	02/24/23 20:16	MAM	EET PIT
Instrument ID: PCTITRATOR										
Total/NA	Analysis	Field Sampling		1			428204	02/22/23 13:20	FDS	EET PIT
Instrument ID: NOEQUIP										

Lab Chronicle

Client: Southern Company
 Project/Site: CCR Plant Scherer - Ash Pond

Job ID: 680-231043-1

Client Sample ID: SCH-SGWC-7

Lab Sample ID: 680-231043-4

Date Collected: 02/22/23 15:30

Matrix: Water

Date Received: 02/24/23 09:30

Prep Type	Batch Type	Batch Method	Run	Dil Factor	Initial Amount	Final Amount	Batch Number	Prepared or Analyzed	Analyst	Lab
Total/NA	Analysis	EPA 300.0 R2.1		1	1 mL	1 mL	427383	02/24/23 17:59	M1D	EET PIT
Instrument ID: INTEGRION										
Total Recoverable	Prep	3005A			25 mL	25 mL	428062	03/03/23 12:40	HCY	EET PIT
Total Recoverable	Analysis	EPA 6020B		1			428454	03/04/23 15:25	RSK	EET PIT
Instrument ID: DORY										
Total Recoverable	Prep	3005A			25 mL	25 mL	428062	03/03/23 12:40	HCY	EET PIT
Total Recoverable	Analysis	EPA 6020B		1			428748	03/09/23 23:12	RSK	EET PIT
Instrument ID: DORY										
Total Recoverable	Prep	3005A			25 mL	25 mL	428062	03/03/23 12:40	HCY	EET PIT
Total Recoverable	Analysis	EPA 6020B		1			430527	03/25/23 11:49	RSK	EET PIT
Instrument ID: NEMO										
Total/NA	Prep	7470A			25 mL	25 mL	428554	03/09/23 09:25	RSR	EET PIT
Total/NA	Analysis	EPA 7470A		1			428715	03/09/23 13:09	RJR	EET PIT
Instrument ID: HGZ										
Total/NA	Prep	9030B			50 mL	50 mL	427449	02/25/23 10:40	BAB	EET PIT
Total/NA	Analysis	EPA 9034		1			427454	02/25/23 15:23	BAB	EET PIT
Instrument ID: NOEQUIP										
Total/NA	Analysis	SM 2540C		1	100 mL	100 mL	427437	02/24/23 17:35	LWM	EET PIT
Instrument ID: NOEQUIP										
Total/NA	Analysis	SM 3500		1			429994	03/22/23 08:58	CRL	EET PIT
Instrument ID: NOEQUIP										
Total/NA	Analysis	SM2320 B		1			427481	02/24/23 20:21	MAM	EET PIT
Instrument ID: PCTITRATOR										
Total/NA	Analysis	Field Sampling		1			428204	02/22/23 15:30	FDS	EET PIT
Instrument ID: NOEQUIP										

Client Sample ID: SCH-SGWC-8

Lab Sample ID: 680-231043-5

Date Collected: 02/22/23 11:33

Matrix: Water

Date Received: 02/24/23 09:30

Prep Type	Batch Type	Batch Method	Run	Dil Factor	Initial Amount	Final Amount	Batch Number	Prepared or Analyzed	Analyst	Lab
Total/NA	Analysis	EPA 300.0 R2.1		1	1 mL	1 mL	427383	02/24/23 18:54	M1D	EET PIT
Instrument ID: INTEGRION										
Total Recoverable	Prep	3005A			25 mL	25 mL	428062	03/03/23 12:40	HCY	EET PIT
Total Recoverable	Analysis	EPA 6020B		1			428454	03/04/23 15:40	RSK	EET PIT
Instrument ID: DORY										
Total Recoverable	Prep	3005A			25 mL	25 mL	428062	03/03/23 12:40	HCY	EET PIT
Total Recoverable	Analysis	EPA 6020B		1			428748	03/09/23 23:15	RSK	EET PIT
Instrument ID: DORY										
Total Recoverable	Prep	3005A			25 mL	25 mL	428062	03/03/23 12:40	HCY	EET PIT
Total Recoverable	Analysis	EPA 6020B		1			430527	03/25/23 11:52	RSK	EET PIT
Instrument ID: NEMO										
Total/NA	Prep	7470A			25 mL	25 mL	428554	03/09/23 09:25	RSR	EET PIT
Total/NA	Analysis	EPA 7470A		1			428715	03/09/23 13:10	RJR	EET PIT
Instrument ID: HGZ										

Eurofins Savannah

Lab Chronicle

Client: Southern Company
Project/Site: CCR Plant Scherer - Ash Pond

Job ID: 680-231043-1

Client Sample ID: SCH-SGWC-8

Lab Sample ID: 680-231043-5

Date Collected: 02/22/23 11:33

Matrix: Water

Date Received: 02/24/23 09:30

Prep Type	Batch Type	Batch Method	Run	Dil Factor	Initial Amount	Final Amount	Batch Number	Prepared or Analyzed	Analyst	Lab
Total/NA	Prep	9030B			50 mL	50 mL	427449	02/25/23 10:40	BAB	EET PIT
Total/NA	Analysis	EPA 9034		1			427454	02/25/23 15:26	BAB	EET PIT
		Instrument ID: NOEQUIP								
Total/NA	Analysis	SM 2540C		1	100 mL	100 mL	427437	02/24/23 17:35	LWM	EET PIT
		Instrument ID: NOEQUIP								
Total/NA	Analysis	SM 3500		1			429994	03/22/23 08:58	CRL	EET PIT
		Instrument ID: NOEQUIP								
Total/NA	Analysis	SM2320 B		1			427481	02/24/23 20:26	MAM	EET PIT
		Instrument ID: PCTITRATOR								
Total/NA	Analysis	Field Sampling		1			428204	02/22/23 11:33	FDS	EET PIT
		Instrument ID: NOEQUIP								

Client Sample ID: SCH-SGWC-9

Lab Sample ID: 680-231043-6

Date Collected: 02/22/23 09:45

Matrix: Water

Date Received: 02/24/23 09:30

Prep Type	Batch Type	Batch Method	Run	Dil Factor	Initial Amount	Final Amount	Batch Number	Prepared or Analyzed	Analyst	Lab
Total/NA	Analysis	EPA 300.0 R2.1		1	1 mL	1 mL	427383	02/24/23 18:17	M1D	EET PIT
		Instrument ID: INTEGRION								
Total Recoverable	Prep	3005A			25 mL	25 mL	430846	03/30/23 11:14	JBP	EET PIT
Total Recoverable	Analysis	EPA 6020B		1			431009	03/31/23 16:30	RSK	EET PIT
		Instrument ID: A								
Total Recoverable	Prep	3005A			25 mL	25 mL	428062	03/03/23 12:40	HCY	EET PIT
Total Recoverable	Analysis	EPA 6020B		1			428454	03/04/23 15:43	RSK	EET PIT
		Instrument ID: DORY								
Total Recoverable	Prep	3005A			25 mL	25 mL	428062	03/03/23 12:40	HCY	EET PIT
Total Recoverable	Analysis	EPA 6020B		1			428748	03/09/23 23:19	RSK	EET PIT
		Instrument ID: DORY								
Total/NA	Prep	7470A			25 mL	25 mL	428554	03/09/23 09:25	RSR	EET PIT
Total/NA	Analysis	EPA 7470A		1			428715	03/09/23 13:11	RJR	EET PIT
		Instrument ID: HGZ								
Total/NA	Prep	9030B			50 mL	50 mL	427449	02/25/23 10:40	BAB	EET PIT
Total/NA	Analysis	EPA 9034		1			427454	02/25/23 15:28	BAB	EET PIT
		Instrument ID: NOEQUIP								
Total/NA	Analysis	SM 2540C		1	100 mL	100 mL	427437	02/24/23 17:35	LWM	EET PIT
		Instrument ID: NOEQUIP								
Total/NA	Analysis	SM 3500		1			429994	03/22/23 08:58	CRL	EET PIT
		Instrument ID: NOEQUIP								
Total/NA	Analysis	SM2320 B		1			427481	02/24/23 20:32	MAM	EET PIT
		Instrument ID: PCTITRATOR								
Total/NA	Analysis	Field Sampling		1			428204	02/22/23 09:45	FDS	EET PIT
		Instrument ID: NOEQUIP								

Lab Chronicle

Client: Southern Company
 Project/Site: CCR Plant Scherer - Ash Pond

Job ID: 680-231043-1

Client Sample ID: SCH-SGWC-10

Lab Sample ID: 680-231043-7

Date Collected: 02/22/23 15:04

Matrix: Water

Date Received: 02/24/23 09:30

Prep Type	Batch Type	Batch Method	Run	Dil Factor	Initial Amount	Final Amount	Batch Number	Prepared or Analyzed	Analyst	Lab
Total/NA	Analysis	EPA 300.0 R2.1		1	1 mL	1 mL	427383	02/24/23 18:36	M1D	EET PIT
Instrument ID: INTEGRION										
Total Recoverable	Prep	3005A			25 mL	25 mL	428062	03/03/23 12:40	HCY	EET PIT
Total Recoverable	Analysis	EPA 6020B		1			428454	03/04/23 15:47	RSK	EET PIT
Instrument ID: DORY										
Total Recoverable	Prep	3005A			25 mL	25 mL	428062	03/03/23 12:40	HCY	EET PIT
Total Recoverable	Analysis	EPA 6020B		1			428748	03/09/23 23:23	RSK	EET PIT
Instrument ID: DORY										
Total Recoverable	Prep	3005A			25 mL	25 mL	428062	03/03/23 12:40	HCY	EET PIT
Total Recoverable	Analysis	EPA 6020B		1			430527	03/25/23 11:58	RSK	EET PIT
Instrument ID: NEMO										
Total/NA	Prep	7470A			25 mL	25 mL	428554	03/09/23 09:25	RSR	EET PIT
Total/NA	Analysis	EPA 7470A		1			428715	03/09/23 13:12	RJR	EET PIT
Instrument ID: HGZ										
Total/NA	Prep	9030B			50 mL	50 mL	427449	02/25/23 10:40	BAB	EET PIT
Total/NA	Analysis	EPA 9034		1			427454	02/25/23 15:35	BAB	EET PIT
Instrument ID: NOEQUIP										
Total/NA	Analysis	SM 2540C		1	100 mL	100 mL	427437	02/24/23 17:35	LWM	EET PIT
Instrument ID: NOEQUIP										
Total/NA	Analysis	SM 3500		1			429994	03/22/23 08:58	CRL	EET PIT
Instrument ID: NOEQUIP										
Total/NA	Analysis	SM2320 B		1			427481	02/24/23 21:00	MAM	EET PIT
Instrument ID: PCTITRATOR										
Total/NA	Analysis	Field Sampling		1			428204	02/22/23 15:04	FDS	EET PIT
Instrument ID: NOEQUIP										

Client Sample ID: SCH-SGWC-11

Lab Sample ID: 680-231043-8

Date Collected: 02/22/23 14:30

Matrix: Water

Date Received: 02/24/23 09:30

Prep Type	Batch Type	Batch Method	Run	Dil Factor	Initial Amount	Final Amount	Batch Number	Prepared or Analyzed	Analyst	Lab
Total/NA	Analysis	EPA 300.0 R2.1		1	1 mL	1 mL	427383	02/24/23 19:50	M1D	EET PIT
Instrument ID: INTEGRION										
Total Recoverable	Prep	3005A			25 mL	25 mL	428062	03/03/23 12:40	HCY	EET PIT
Total Recoverable	Analysis	EPA 6020B		1			428454	03/04/23 15:50	RSK	EET PIT
Instrument ID: DORY										
Total Recoverable	Prep	3005A			25 mL	25 mL	428062	03/03/23 12:40	HCY	EET PIT
Total Recoverable	Analysis	EPA 6020B		1			428748	03/09/23 23:26	RSK	EET PIT
Instrument ID: DORY										
Total Recoverable	Prep	3005A			25 mL	25 mL	428062	03/03/23 12:40	HCY	EET PIT
Total Recoverable	Analysis	EPA 6020B		1			430527	03/25/23 12:07	RSK	EET PIT
Instrument ID: NEMO										
Total/NA	Prep	7470A			25 mL	25 mL	428554	03/09/23 09:25	RSR	EET PIT
Total/NA	Analysis	EPA 7470A		1			428715	03/09/23 13:13	RJR	EET PIT
Instrument ID: HGZ										

Eurofins Savannah

Lab Chronicle

Client: Southern Company
 Project/Site: CCR Plant Scherer - Ash Pond

Job ID: 680-231043-1

Client Sample ID: SCH-SGWC-11

Lab Sample ID: 680-231043-8

Date Collected: 02/22/23 14:30

Matrix: Water

Date Received: 02/24/23 09:30

Prep Type	Batch Type	Batch Method	Run	Dil Factor	Initial Amount	Final Amount	Batch Number	Prepared or Analyzed	Analyst	Lab
Total/NA	Prep	9030B			50 mL	50 mL	427449	02/25/23 10:40	BAB	EET PIT
Total/NA	Analysis	EPA 9034		1			427454	02/25/23 15:38	BAB	EET PIT
Instrument ID: NOEQUIP										
Total/NA	Analysis	SM 2540C		1	100 mL	100 mL	427437	02/24/23 17:35	LWM	EET PIT
Instrument ID: NOEQUIP										
Total/NA	Analysis	SM 3500		1			429994	03/22/23 08:58	CRL	EET PIT
Instrument ID: NOEQUIP										
Total/NA	Analysis	SM2320 B		1			427481	02/24/23 21:09	MAM	EET PIT
Instrument ID: PCTITRATOR										
Total/NA	Analysis	Field Sampling		1			428204	02/22/23 14:30	FDS	EET PIT
Instrument ID: NOEQUIP										

Client Sample ID: SCH-SGWC-17

Lab Sample ID: 680-231043-9

Date Collected: 02/22/23 14:21

Matrix: Water

Date Received: 02/24/23 09:30

Prep Type	Batch Type	Batch Method	Run	Dil Factor	Initial Amount	Final Amount	Batch Number	Prepared or Analyzed	Analyst	Lab
Total/NA	Analysis	EPA 300.0 R2.1		1	1 mL	1 mL	427383	02/24/23 20:08	M1D	EET PIT
Instrument ID: INTEGRION										
Total Recoverable	Prep	3005A			25 mL	25 mL	428062	03/03/23 12:40	HCY	EET PIT
Total Recoverable	Analysis	EPA 6020B		1			428454	03/04/23 15:54	RSK	EET PIT
Instrument ID: DORY										
Total Recoverable	Prep	3005A			25 mL	25 mL	428062	03/03/23 12:40	HCY	EET PIT
Total Recoverable	Analysis	EPA 6020B		1			428748	03/09/23 23:30	RSK	EET PIT
Instrument ID: DORY										
Total Recoverable	Prep	3005A			25 mL	25 mL	428062	03/03/23 12:40	HCY	EET PIT
Total Recoverable	Analysis	EPA 6020B		1			430527	03/25/23 12:10	RSK	EET PIT
Instrument ID: NEMO										
Total/NA	Prep	7470A			25 mL	25 mL	428554	03/09/23 09:25	RSR	EET PIT
Total/NA	Analysis	EPA 7470A		1			428715	03/09/23 13:14	RJR	EET PIT
Instrument ID: HGZ										
Total/NA	Prep	9030B			50 mL	50 mL	427449	02/25/23 10:40	BAB	EET PIT
Total/NA	Analysis	EPA 9034		1			427454	02/25/23 15:40	BAB	EET PIT
Instrument ID: NOEQUIP										
Total/NA	Analysis	SM 2540C		1	100 mL	100 mL	427437	02/24/23 17:35	LWM	EET PIT
Instrument ID: NOEQUIP										
Total/NA	Analysis	SM 3500		1			429994	03/22/23 08:58	CRL	EET PIT
Instrument ID: NOEQUIP										
Total/NA	Analysis	SM2320 B		1			427481	02/24/23 21:13	MAM	EET PIT
Instrument ID: PCTITRATOR										
Total/NA	Analysis	Field Sampling		1			428204	02/22/23 14:21	FDS	EET PIT
Instrument ID: NOEQUIP										

Lab Chronicle

Client: Southern Company
 Project/Site: CCR Plant Scherer - Ash Pond

Job ID: 680-231043-1

Client Sample ID: SCH-SGWC-18

Lab Sample ID: 680-231043-10

Date Collected: 02/22/23 11:48

Matrix: Water

Date Received: 02/24/23 09:30

Prep Type	Batch Type	Batch Method	Run	Dil Factor	Initial Amount	Final Amount	Batch Number	Prepared or Analyzed	Analyst	Lab
Total/NA	Analysis	EPA 300.0 R2.1		1	1 mL	1 mL	427383	02/24/23 20:27	M1D	EET PIT
Instrument ID: INTEGRION										
Total Recoverable	Prep	3005A			25 mL	25 mL	428062	03/03/23 12:40	HCY	EET PIT
Total Recoverable	Analysis	EPA 6020B		1			428454	03/04/23 15:58	RSK	EET PIT
Instrument ID: DORY										
Total Recoverable	Prep	3005A			25 mL	25 mL	428062	03/03/23 12:40	HCY	EET PIT
Total Recoverable	Analysis	EPA 6020B		1			428748	03/09/23 23:34	RSK	EET PIT
Instrument ID: DORY										
Total Recoverable	Prep	3005A			25 mL	25 mL	428062	03/03/23 12:40	HCY	EET PIT
Total Recoverable	Analysis	EPA 6020B		5			430656	03/28/23 14:16	RSK	EET PIT
Instrument ID: NEMO										
Total/NA	Prep	7470A			25 mL	25 mL	428554	03/09/23 09:25	RSR	EET PIT
Total/NA	Analysis	EPA 7470A		1			428715	03/09/23 13:15	RJR	EET PIT
Instrument ID: HGZ										
Total/NA	Prep	9030B			50 mL	50 mL	427449	02/25/23 10:40	BAB	EET PIT
Total/NA	Analysis	EPA 9034		1			427454	02/25/23 15:43	BAB	EET PIT
Instrument ID: NOEQUIP										
Total/NA	Analysis	SM 2540C		1	100 mL	100 mL	427437	02/24/23 17:35	LWM	EET PIT
Instrument ID: NOEQUIP										
Total/NA	Analysis	SM 3500		1			429994	03/22/23 08:58	CRL	EET PIT
Instrument ID: NOEQUIP										
Total/NA	Analysis	SM2320 B		1			427481	02/24/23 21:19	MAM	EET PIT
Instrument ID: PCTITRATOR										
Total/NA	Analysis	Field Sampling		1			428204	02/22/23 11:48	FDS	EET PIT
Instrument ID: NOEQUIP										

Client Sample ID: SCH-SGWC-19

Lab Sample ID: 680-231043-11

Date Collected: 02/22/23 12:07

Matrix: Water

Date Received: 02/24/23 09:30

Prep Type	Batch Type	Batch Method	Run	Dil Factor	Initial Amount	Final Amount	Batch Number	Prepared or Analyzed	Analyst	Lab
Total/NA	Analysis	EPA 300.0 R2.1		1	1 mL	1 mL	427383	02/24/23 22:17	M1D	EET PIT
Instrument ID: INTEGRION										
Total Recoverable	Prep	3005A			25 mL	25 mL	430846	03/30/23 11:15	JBP	EET PIT
Total Recoverable	Analysis	EPA 6020B		1			431009	03/31/23 16:33	RSK	EET PIT
Instrument ID: A										
Total Recoverable	Prep	3005A			25 mL	25 mL	428062	03/03/23 12:40	HCY	EET PIT
Total Recoverable	Analysis	EPA 6020B		1			428454	03/04/23 16:01	RSK	EET PIT
Instrument ID: DORY										
Total Recoverable	Prep	3005A			25 mL	25 mL	428062	03/03/23 12:40	HCY	EET PIT
Total Recoverable	Analysis	EPA 6020B		1			428748	03/09/23 23:37	RSK	EET PIT
Instrument ID: DORY										
Total/NA	Prep	7470A			25 mL	25 mL	428554	03/09/23 09:25	RSR	EET PIT
Total/NA	Analysis	EPA 7470A		1			428715	03/09/23 13:19	RJR	EET PIT
Instrument ID: HGZ										

Eurofins Savannah

Lab Chronicle

Client: Southern Company
 Project/Site: CCR Plant Scherer - Ash Pond

Job ID: 680-231043-1

Client Sample ID: SCH-SGWC-19

Lab Sample ID: 680-231043-11

Date Collected: 02/22/23 12:07

Matrix: Water

Date Received: 02/24/23 09:30

Prep Type	Batch Type	Batch Method	Run	Dil Factor	Initial Amount	Final Amount	Batch Number	Prepared or Analyzed	Analyst	Lab
Total/NA	Prep	9030B			50 mL	50 mL	427449	02/25/23 10:40	BAB	EET PIT
Total/NA	Analysis	EPA 9034		1			427454	02/25/23 15:45	BAB	EET PIT
Instrument ID: NOEQUIP										
Total/NA	Analysis	SM 2540C		1	100 mL	100 mL	427437	02/24/23 17:35	LWM	EET PIT
Instrument ID: NOEQUIP										
Total/NA	Analysis	SM 3500		1			429994	03/22/23 08:58	CRL	EET PIT
Instrument ID: NOEQUIP										
Total/NA	Analysis	SM2320 B		1			427481	02/24/23 21:22	MAM	EET PIT
Instrument ID: PCTITRATOR										
Total/NA	Analysis	Field Sampling		1			428204	02/22/23 12:07	FDS	EET PIT
Instrument ID: NOEQUIP										

Client Sample ID: SCH-SGWC-20

Lab Sample ID: 680-231043-12

Date Collected: 02/22/23 10:13

Matrix: Water

Date Received: 02/24/23 09:30

Prep Type	Batch Type	Batch Method	Run	Dil Factor	Initial Amount	Final Amount	Batch Number	Prepared or Analyzed	Analyst	Lab
Total/NA	Analysis	EPA 300.0 R2.1		1	1 mL	1 mL	427383	02/24/23 21:22	M1D	EET PIT
Instrument ID: INTEGRION										
Total Recoverable	Prep	3005A			25 mL	25 mL	430846	03/30/23 11:15	JBP	EET PIT
Total Recoverable	Analysis	EPA 6020B		1			431009	03/31/23 16:37	RSK	EET PIT
Instrument ID: A										
Total Recoverable	Prep	3005A			25 mL	25 mL	428062	03/03/23 12:40	HCY	EET PIT
Total Recoverable	Analysis	EPA 6020B		1			428454	03/04/23 16:05	RSK	EET PIT
Instrument ID: DORY										
Total Recoverable	Prep	3005A			25 mL	25 mL	428062	03/03/23 12:40	HCY	EET PIT
Total Recoverable	Analysis	EPA 6020B		1			428748	03/09/23 23:48	RSK	EET PIT
Instrument ID: DORY										
Total/NA	Prep	7470A			25 mL	25 mL	428554	03/09/23 09:25	RSR	EET PIT
Total/NA	Analysis	EPA 7470A		1			428715	03/09/23 13:20	RJR	EET PIT
Instrument ID: HGZ										
Total/NA	Prep	9030B			50 mL	50 mL	427449	02/25/23 10:40	BAB	EET PIT
Total/NA	Analysis	EPA 9034		1			427454	02/25/23 15:47	BAB	EET PIT
Instrument ID: NOEQUIP										
Total/NA	Analysis	SM 2540C		1	100 mL	100 mL	427437	02/24/23 17:35	LWM	EET PIT
Instrument ID: NOEQUIP										
Total/NA	Analysis	SM 3500		1			429994	03/22/23 08:58	CRL	EET PIT
Instrument ID: NOEQUIP										
Total/NA	Analysis	SM2320 B		1			427481	02/24/23 21:27	MAM	EET PIT
Instrument ID: PCTITRATOR										
Total/NA	Analysis	Field Sampling		1			428204	02/22/23 10:13	FDS	EET PIT
Instrument ID: NOEQUIP										

Lab Chronicle

Client: Southern Company
 Project/Site: CCR Plant Scherer - Ash Pond

Job ID: 680-231043-1

Client Sample ID: SCH-AP1-FD-1
Date Collected: 02/22/23 00:00
Date Received: 02/24/23 09:30

Lab Sample ID: 680-231043-13
Matrix: Water

Prep Type	Batch Type	Batch Method	Run	Dil Factor	Initial Amount	Final Amount	Batch Number	Prepared or Analyzed	Analyst	Lab
Total/NA	Analysis	EPA 300.0 R2.1		1	1 mL	1 mL	427383	02/24/23 21:40	M1D	EET PIT
Instrument ID: INTEGRION										
Total Recoverable	Prep	3005A			25 mL	25 mL	428062	03/03/23 12:40	HCY	EET PIT
Total Recoverable	Analysis	EPA 6020B		1			428454	03/04/23 16:09	RSK	EET PIT
Instrument ID: DORY										
Total Recoverable	Prep	3005A			25 mL	25 mL	428062	03/03/23 12:40	HCY	EET PIT
Total Recoverable	Analysis	EPA 6020B		1			428748	03/09/23 23:52	RSK	EET PIT
Instrument ID: DORY										
Total Recoverable	Prep	3005A			25 mL	25 mL	428062	03/03/23 12:40	HCY	EET PIT
Total Recoverable	Analysis	EPA 6020B		1			430527	03/25/23 12:31	RSK	EET PIT
Instrument ID: NEMO										
Total/NA	Prep	7470A			25 mL	25 mL	428554	03/09/23 09:25	RSR	EET PIT
Total/NA	Analysis	EPA 7470A		1			428715	03/09/23 13:21	RJR	EET PIT
Instrument ID: HGZ										
Total/NA	Prep	9030B			50 mL	50 mL	427449	02/25/23 10:40	BAB	EET PIT
Total/NA	Analysis	EPA 9034		1			427454	02/25/23 15:50	BAB	EET PIT
Instrument ID: NOEQUIP										
Total/NA	Analysis	SM 2540C		1	100 mL	100 mL	427437	02/24/23 17:35	LWM	EET PIT
Instrument ID: NOEQUIP										
Total/NA	Analysis	SM 3500		1			429994	03/22/23 08:58	CRL	EET PIT
Instrument ID: NOEQUIP										
Total/NA	Analysis	SM2320 B		1			427481	02/24/23 21:37	MAM	EET PIT
Instrument ID: PCTITRATOR										
Total/NA	Analysis	Field Sampling		1			428204	02/22/23 00:00	FDS	EET PIT
Instrument ID: NOEQUIP										

Client Sample ID: SCH-AP1-FD-2
Date Collected: 02/22/23 00:00
Date Received: 02/24/23 09:30

Lab Sample ID: 680-231043-14
Matrix: Water

Prep Type	Batch Type	Batch Method	Run	Dil Factor	Initial Amount	Final Amount	Batch Number	Prepared or Analyzed	Analyst	Lab
Total/NA	Analysis	EPA 300.0 R2.1		1	1 mL	1 mL	427383	02/24/23 21:59	M1D	EET PIT
Instrument ID: INTEGRION										
Total Recoverable	Prep	3005A			25 mL	25 mL	428062	03/03/23 12:40	HCY	EET PIT
Total Recoverable	Analysis	EPA 6020B		1			428454	03/04/23 16:23	RSK	EET PIT
Instrument ID: DORY										
Total Recoverable	Prep	3005A			25 mL	25 mL	428062	03/03/23 12:40	HCY	EET PIT
Total Recoverable	Analysis	EPA 6020B		1			430527	03/25/23 12:34	RSK	EET PIT
Instrument ID: NEMO										
Total/NA	Prep	7470A			25 mL	25 mL	428554	03/09/23 09:25	RSR	EET PIT
Total/NA	Analysis	EPA 7470A		1			428715	03/09/23 13:22	RJR	EET PIT
Instrument ID: HGZ										
Total/NA	Prep	9030B			50 mL	50 mL	427449	02/25/23 10:40	BAB	EET PIT
Total/NA	Analysis	EPA 9034		1			427454	02/25/23 15:52	BAB	EET PIT
Instrument ID: NOEQUIP										

Eurofins Savannah

Lab Chronicle

Client: Southern Company
Project/Site: CCR Plant Scherer - Ash Pond

Job ID: 680-231043-1

Client Sample ID: SCH-AP1-FD-2

Lab Sample ID: 680-231043-14

Date Collected: 02/22/23 00:00

Matrix: Water

Date Received: 02/24/23 09:30

Prep Type	Batch Type	Batch Method	Run	Dil Factor	Initial Amount	Final Amount	Batch Number	Prepared or Analyzed	Analyst	Lab
Total/NA	Analysis	SM 2540C		1	100 mL	100 mL	427437	02/24/23 17:35	LWM	EET PIT
Total/NA	Analysis	SM 3500		1			429994	03/22/23 08:58	CRL	EET PIT
		Instrument ID: NOEQUIP								
Total/NA	Analysis	SM2320 B		1			427481	02/24/23 21:47	MAM	EET PIT
		Instrument ID: PCTITRATOR								
Total/NA	Analysis	Field Sampling		1			428204	02/22/23 00:00	FDS	EET PIT
		Instrument ID: NOEQUIP								

Laboratory References:

EET PIT = Eurofins Pittsburgh, 301 Alpha Drive, RIDC Park, Pittsburgh, PA 15238, TEL (412)963-7058

Accreditation/Certification Summary

Client: Southern Company
 Project/Site: CCR Plant Scherer - Ash Pond

Job ID: 680-231043-1

Laboratory: Eurofins Pittsburgh

All accreditations/certifications held by this laboratory are listed. Not all accreditations/certifications are applicable to this report.

Authority	Program	Identification Number	Expiration Date
Arkansas DEQ	State	19-033-0	06-27-23
California	State	2891	04-30-23
Connecticut	State	PH-0688	09-30-24
Florida	NELAP	E871008	06-30-23
Georgia	State	PA 02-00416	04-30-23
Illinois	NELAP	004375	06-30-23
Kansas	NELAP	E-10350	01-31-24
Kentucky (UST)	State	162013	04-30-23
Kentucky (WW)	State	KY98043	12-31-23
Louisiana	NELAP	04041	06-30-22 *
Louisiana (All)	NELAP	04041	06-30-23
Maine	State	PA00164	03-06-24
Minnesota	NELAP	042-999-482	12-31-23
New Hampshire	NELAP	2030	04-04-23
New Jersey	NELAP	PA005	06-30-23
New York	NELAP	11182	03-31-23
North Carolina (WW/SW)	State	434	12-31-23
North Dakota	State	R-227	04-30-23
Oregon	NELAP	PA-2151	02-06-24
Pennsylvania	NELAP	02-00416	04-30-24
Rhode Island	State	LAO00362	12-31-22 *
South Carolina	State	89014	04-30-23
Texas	NELAP	T104704528	03-31-23
US Fish & Wildlife	US Federal Programs	058448	03-31-23
USDA	US Federal Programs	P330-16-00211	06-21-24
Utah	NELAP	PA001462019-8	05-31-23
Virginia	NELAP	10043	09-14-23
West Virginia DEP	State	142	03-31-23
Wisconsin	State	998027800	08-31-23

* Accreditation/Certification renewal pending - accreditation/certification considered valid.



Method Summary

Client: Southern Company
Project/Site: CCR Plant Scherer - Ash Pond

Job ID: 680-231043-1

Method	Method Description	Protocol	Laboratory
EPA 300.0 R2.1	Anions, Ion Chromatography	EPA	EET PIT
EPA 6020B	Metals (ICP/MS)	SW846	EET PIT
EPA 7470A	Mercury (CVAA)	SW846	EET PIT
EPA 9034	Sulfide, Acid soluble and Insoluble (Titrimetric)	SW846	EET PIT
SM 2540C	Solids, Total Dissolved (TDS)	SM	EET PIT
SM 3500	Iron, Ferric	SM	EET PIT
SM2320 B	Alkalinity, Total	SM18	EET PIT
Field Sampling	Field Sampling	EPA	EET PIT
3005A	Preparation, Total Recoverable or Dissolved Metals	SW846	EET PIT
7470A	Preparation, Mercury	SW846	EET PIT
9030B	Sulfide, Distillation (Acid Soluble and Insoluble)	SW846	EET PIT

Protocol References:

EPA = US Environmental Protection Agency

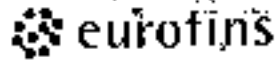
SM = "Standard Methods For The Examination Of Water And Wastewater"

SM18 = "Standard Methods For The Examination Of Water And Wastewater", 18th Edition, 1992.

SW846 = "Test Methods For Evaluating Solid Waste, Physical/Chemical Methods", Third Edition, November 1986 And Its Updates.

Laboratory References:

EET PIT = Eurofins Pittsburgh, 301 Alpha Drive, RIDC Park, Pittsburgh, PA 15238, TEL (412)963-7058



Environment Testing-
TestAmerica

ORIGEN (311) (0000) 866-0001
GEORGE TAYLOR
EUROFINS ATLANTA SC
6215 AGENCY PARKWAY NW
SUITE 900
MARIETTA, GA 30067
UNITED STATES US

SHIP DATE: 23FEB03
AMOUNT: \$5.00 LY PMS
CART: 659116/CAFEVILLE

NO. RECEIPT

TO **SAMPLE RECEIVING**
EUROFINS TESTAMERICA PITTSBURGH
301 ALPHA DR.
RIDGE PARK
PITTSBURGH PA 15238

(412) 962-7058

REF:



INTEGRAL EXP. 02 2003



FedEx
Express



1 of 3

TRAC # 6072 5516 9307
MASTER

FRI - 24 FEB 10:30A
PRIORITY OVERNIGHT

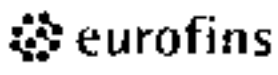
NX AGCA

15238
PA-U6 PIT

Uncorrected temp 22.5 °C
Thermometer ID 18
CF 0.1 Initials SL



198
197
10:30
0318
02.24



Environment Testing
TestAmerica

PA 15238-0001 01/15/2011 11:22

UNION DE L'YVA (S) 000-0000
ASCHER TAYLOR
EUROFINS ATLANTA OF
6215 REBECCY PARKWAY NW
SUITE 800
MORCROSS, GA 30071
UNITED STATES US

SHIP DATE: 02/24/2011
ACTIVITY: 03/01/2011
DATE: 03/01/2011 09:55

BILL RECIPIENT

SAMPLE RECIEVING
EUROFINS TESTAMERICA PITTSBURGH
301 ALPHA DR.
RIDG PARK
PITTSBURGH PA 15238

(415) 663-7066

1 4 1 2 3 4 5 6 7 8 9 10 11 12

Uncorrected temp 2.3 °C
Thermometer ID 16
CF 0.1 Initials SL



2 of 3

MPSY 6072 5516 9318

Matr# 8072 5516 9307

FRI - 24 FEB 10:30A
PRIORITY OVERNIGHT

NX AGCA

15238
PA- US PIT



FZ 197

10:30

9329
02.24



Environment Testing
TestAmerica

Pat # 150469-434 NTW EXP 11/23

ORIGIN ID:LIYA (678) 966-9991
GEORGE TAYLOR
EUROFINS ATLANTA SC
6215 REGENCY PARKWAY NW
SUITE 900
NORCROSS, GA 30071
UNITED STATES US

SHIP DATE: 23FEB23
ACTWGT: 55.00 LB MAN
CAD: 859116/CAFE3616

BILL RECIPIENT

TO **SAMPLE RECIEVING**
EUROFINS TESTAMERICA PITTSBURGH
301 ALPHA DR.
RIDC PARK
PITTSBURGH PA 15238

(412) 963-7068

REF:

DEPT:

Uncorrected temp 3.7 °C
Thermometer ID 16
CF 01 Initials SC
PT-WI-SR-001 effective 11/8/18

FedEx
Express



J22202052501 BY


3 of 3,
MPS# 0263 6072 5516 9329
Mstr# 6072 5516 9307

FRI - 24 FEB 10:30A
PRIORITY OVERNIGHT

NX AGCA

0201

15238
PA-US PIT



TestAmerica Pittsburgh
301 Alpha Drive
RDC Park
Pittsburgh, PA 15238-2907
phone 412 963 7058 fax 412 963 2468



Chain of Custody Record

TestAmerica
THE LEADER IN ENVIRONMENTAL TESTING

TestAmerica Laboratories, Inc.

Regulatory Program: DW NPDES RCRA Other

Project Manager: Dawn Prell
Tel/Fax: 248-536-5445

Analysis Turnaround Time
 CALENDAR DAYS WORKING DAYS
TAT if different from Below ___ 3-5 days ___
 2 weeks
 1 week
 2 days
 1 day

Client Contact
Joju Abraham
Southern Company
241 Ralph McGill Blvd SE B10185
Atlanta, GA 30308
JAbraham@southernco.com
Project Name: CCR - Plant Scherer Ash Pond
Site Georgia
Project #: 68027798

Site Contact: Dawn Prell
Lab Contact: David Fuller

Date: 02/23/23
COC No: 02/23/23
Sample: 1 of 1 COCs

For Lab Use Only:
Walk-in Client
Lab Sampling
Job /SDG No
Radium To ST Lows
Sample Specific Notes

Sample ID	Sample Date	Sample Time	Sample Type (G-Comp, G-Grab)	Matrix	# of Cont.	App III metals: B, Ca	App IV metals: Sb, As, Ba, Be, Cd, Cr, Co, Pb, Li, Hg, Mo, Se, Ti	Radium 226 + 228	Mg, Na, K, Mn	Sulfide	HCO ₃ , CO ₃ Alkalinity	Cl, F, SO ₄ , TDS	Fe total, Fe ₂ , Fe ₃
SCH-SGWA-2	2/22/2023	9:45	G	WG	10	X	X	X	X	X	X	X	X
SCH-SGWA-4	2/22/2023	11:30	G	WG	8	X	X	X	X	X	X	X	X
SCH-SGWC-6	2/22/2023	13:20	G	WG	8	X	X	X	X	X	X	X	X
SCH-SGWC-7	2/22/2023	15:30	G	WG	8	X	X	X	X	X	X	X	X
SCH-SGWC-8	2/22/2023	11:33	G	WG	8	X	X	X	X	X	X	X	X
SCH-SGWC-9	2/22/2023	9:45	G	WG	8	X	X	X	X	X	X	X	X
SCH-SGWC-10	2/22/2023	15:04	G	WG	8	X	X	X	X	X	X	X	X
SCH-SGWC-11	2/22/2023	14:30	G	WG	8	X	X	X	X	X	X	X	X
SCH-SGWC-17	2/22/2023	14:21	G	WG	8	X	X	X	X	X	X	X	X
SCH-SGWC-18	2/22/2023	11:48	G	WG	8	X	X	X	X	X	X	X	X
SCH-SGWC-19	2/22/2023	12:07	G	WG	8	X	X	X	X	X	X	X	X
SCH-SGWC-20	02/22/2023	10:13	G	WG	8	X	X	X	X	X	X	X	X
SCH-AP1-FD-1	2/22/2023	-	G	WG	8	X	X	X	X	X	X	X	X
SCH-AP1-FD-2	2/22/2023	-	G	WG	8	X	X	X	X	X	X	X	X

Preservation Used: 1=Ice, 2=HCl, 3=H2SO4, 4=HNO3, 5=NaOH, 6=Other

Possible Hazard Identification: Are any samples from a listed EPA Hazardous Waste? Please List any EPA Waste Codes for the sample in the Comments Section if the lab is to dispose of the sample
 Non-Hazard Flammable Skin Irritant Unknown

Special Instructions/QC Requirements & Comments: SCH-CCR-ASSMIT-2023S1

Sample Disposal (A fee may be assessed if samples are retained longer than 1 month)
 Return to Client Disposal by Lab Archive for: _____ Months

Relinquished by: Joju Abraham Date/Time: 02/23/23 16:00
 Received by: Plaine Cook Date/Time: 02/23/23 10:30
 Relinquished by: Plaine Cook Date/Time: 02/23/23 10:30
 Received by: Plaine Cook Date/Time: 02/23/23 10:30

Custody Seal No: 08:20
 Company: WSP
 Date/Time: 02/23/23
 Received by: Plaine Cook
 Date/Time: 02/23/23
 Company: WSP

Company: WSP Date/Time: 02/23/23 08:30
 Received by: Plaine Cook
 Date/Time: 02/23/23 10:30
 Company: WSP

Form No. CA-C-WI-002, Rev. 4.20, dated 2/28/2019



Login Sample Receipt Checklist

Client: Southern Company

Job Number: 680-231043-1

Login Number: 231043

List Number: 4

Creator: Weimerskirk, Angie

List Source: Eurofins Pittsburgh

List Creation: 04/14/23 10:46 AM

Question	Answer	Comment
Radioactivity wasn't checked or is \leq background as measured by a survey meter.	True	
The cooler's custody seal, if present, is intact.	True	
Sample custody seals, if present, are intact.	True	
The cooler or samples do not appear to have been compromised or tampered with.	True	
Samples were received on ice.	True	
Cooler Temperature is acceptable.	True	
Cooler Temperature is recorded.	True	
COC is present.	True	
COC is filled out in ink and legible.	True	
COC is filled out with all pertinent information.	True	
Is the Field Sampler's name present on COC?	True	
There are no discrepancies between the containers received and the COC.	True	
Samples are received within Holding Time (excluding tests with immediate HTs)	True	
Sample containers have legible labels.	True	
Containers are not broken or leaking.	True	
Sample collection date/times are provided.	True	
Appropriate sample containers are used.	True	
Sample bottles are completely filled.	True	
Sample Preservation Verified.	True	
There is sufficient vol. for all requested analyses, incl. any requested MS/MSDs	True	
Containers requiring zero headspace have no headspace or bubble is $<6\text{mm}$ (1/4").	True	
Multiphasic samples are not present.	True	
Samples do not require splitting or compositing.	True	
Residual Chlorine Checked.	True	



ANALYTICAL REPORT

PREPARED FOR

Attn: Joju Abraham
Southern Company
241 Ralph McGill Blvd SE
B10185
Atlanta, Georgia 30308
Generated 4/6/2023 5:40:00 PM

JOB DESCRIPTION

CCR Plant Scherer - Ash Pond

JOB NUMBER

680-231043-2

Eurofins Savannah

Job Notes

The test results in this report meet NELAP requirements for parameters for which accreditation is required or available. Any exceptions to the NELAP requirements are noted. Results pertain only to samples listed in this report. This report may not be reproduced, except in full, without the written approval of the laboratory. Questions should be directed to the person who signed this report.

The test results in this report relate only to the samples as received by the laboratory and will meet all requirements of the methodology, with any exceptions noted. This report shall not be reproduced except in full, without the express written approval of the laboratory. All questions should be directed to the Eurofins Environment Testing Southeast, LLC Project Manager.

Authorization



Generated
4/6/2023 5:40:00 PM

Authorized for release by
David Fuller, Project Manager
David.Fuller@et.eurofinsus.com
(770)344-8986

Definitions/Glossary

Client: Southern Company
Project/Site: CCR Plant Scherer - Ash Pond

Job ID: 680-231043-2

Qualifiers

Rad

Qualifier	Qualifier Description
U	Result is less than the sample detection limit.

Glossary

Abbreviation	These commonly used abbreviations may or may not be present in this report.
α	Listed under the "D" column to designate that the result is reported on a dry weight basis
%R	Percent Recovery
CFL	Contains Free Liquid
CFU	Colony Forming Unit
CNF	Contains No Free Liquid
DER	Duplicate Error Ratio (normalized absolute difference)
Dil Fac	Dilution Factor
DL	Detection Limit (DoD/DOE)
DL, RA, RE, IN	Indicates a Dilution, Re-analysis, Re-extraction, or additional Initial metals/anion analysis of the sample
DLC	Decision Level Concentration (Radiochemistry)
EDL	Estimated Detection Limit (Dioxin)
LOD	Limit of Detection (DoD/DOE)
LOQ	Limit of Quantitation (DoD/DOE)
MCL	EPA recommended "Maximum Contaminant Level"
MDA	Minimum Detectable Activity (Radiochemistry)
MDC	Minimum Detectable Concentration (Radiochemistry)
MDL	Method Detection Limit
ML	Minimum Level (Dioxin)
MPN	Most Probable Number
MQL	Method Quantitation Limit
NC	Not Calculated
ND	Not Detected at the reporting limit (or MDL or EDL if shown)
NEG	Negative / Absent
POS	Positive / Present
PQL	Practical Quantitation Limit
PRES	Presumptive
QC	Quality Control
RER	Relative Error Ratio (Radiochemistry)
RL	Reporting Limit or Requested Limit (Radiochemistry)
RPD	Relative Percent Difference, a measure of the relative difference between two points
TEF	Toxicity Equivalent Factor (Dioxin)
TEQ	Toxicity Equivalent Quotient (Dioxin)
TNTC	Too Numerous To Count

Sample Summary

Client: Southern Company
Project/Site: CCR Plant Scherer - Ash Pond

Job ID: 680-231043-2

Lab Sample ID	Client Sample ID	Matrix	Collected	Received
680-231043-1	SCH-SGWA-2	Water	02/22/23 09:45	02/24/23 09:30
680-231043-2	SCH-SGWA-4	Water	02/22/23 11:30	02/24/23 09:30
680-231043-3	SCH-SGWC-6	Water	02/22/23 13:20	02/24/23 09:30
680-231043-4	SCH-SGWC-7	Water	02/22/23 15:30	02/24/23 09:30
680-231043-5	SCH-SGWC-8	Water	02/22/23 11:33	02/24/23 09:30
680-231043-6	SCH-SGWC-9	Water	02/22/23 09:45	02/24/23 09:30
680-231043-7	SCH-SGWC-10	Water	02/22/23 15:04	02/24/23 09:30
680-231043-8	SCH-SGWC-11	Water	02/22/23 14:30	02/24/23 09:30
680-231043-9	SCH-SGWC-17	Water	02/22/23 14:21	02/24/23 09:30
680-231043-10	SCH-SGWC-18	Water	02/22/23 11:48	02/24/23 09:30
680-231043-11	SCH-SGWC-19	Water	02/22/23 12:07	02/24/23 09:30
680-231043-12	SCH-SGWC-20	Water	02/22/23 10:13	02/24/23 09:30
680-231043-13	SCH-AP1-FD-1	Water	02/22/23 00:00	02/24/23 09:30
680-231043-14	SCH-AP1-FD-2	Water	02/22/23 00:00	02/24/23 09:30



Case Narrative

Client: Southern Company
Project/Site: CCR Plant Scherer - Ash Pond

Job ID: 680-231043-2

Job ID: 680-231043-2

Laboratory: Eurofins Savannah

Narrative

Job Narrative 680-231043-2

Receipt

The samples were received on 2/24/2023 9:30 AM. Unless otherwise noted below, the samples arrived in good condition, and, where required, properly preserved and on ice. The temperatures of the 3 coolers at receipt time were 2.3°C, 2.4°C and 3.8°C

Gas Flow Proportional Counter

Method 9315_Ra226: Radium-226 batch 603678 Any minimum detectable concentration (MDC), critical value (DLC), or Safe Drinking Water Act detection limit (SDWA DL) is sample-specific unless otherwise stated elsewhere in this narrative. Radiochemistry sample results are reported with the count date/time applied as the Activity Reference Date. SCH-SGWA-2 (680-231043-1), SCH-SGWA-4 (680-231043-2), SCH-SGWC-6 (680-231043-3), SCH-SGWC-7 (680-231043-4), SCH-SGWC-8 (680-231043-5), SCH-SGWC-9 (680-231043-6), SCH-SGWC-10 (680-231043-7), SCH-SGWC-11 (680-231043-8), SCH-SGWC-17 (680-231043-9), SCH-SGWC-18 (680-231043-10), SCH-SGWC-19 (680-231043-11), SCH-SGWC-20 (680-231043-12), SCH-AP1-FD-1 (680-231043-13), SCH-AP1-FD-2 (680-231043-14), (LCS 160-603679/2-A), (MB 160-603679/1-A), (280-173234-C-1-A), (280-173234-C-1-B MS) and (280-173234-C-1-C MSD)

Method 9320_Ra228: Radium-228 batch 603680 Any minimum detectable concentration (MDC), critical value (DLC), or Safe Drinking Water Act detection limit (SDWA DL) is sample-specific unless otherwise stated elsewhere in this narrative. Radiochemistry sample results are reported with the count date/time applied as the Activity Reference Date. SCH-SGWA-2 (680-231043-1), SCH-SGWA-4 (680-231043-2), SCH-SGWC-6 (680-231043-3), SCH-SGWC-7 (680-231043-4), SCH-SGWC-8 (680-231043-5), SCH-SGWC-9 (680-231043-6), SCH-SGWC-10 (680-231043-7), SCH-SGWC-11 (680-231043-8), SCH-SGWC-17 (680-231043-9), SCH-SGWC-18 (680-231043-10), SCH-SGWC-19 (680-231043-11), SCH-SGWC-20 (680-231043-12), SCH-AP1-FD-1 (680-231043-13), SCH-AP1-FD-2 (680-231043-14), (LCS 160-603680/2-A), (MB 160-603680/1-A), (280-173234-C-1-D), (280-173234-C-1-E MS) and (280-173234-C-1-F MSD)

No additional analytical or quality issues were noted, other than those described above or in the Definitions/ Glossary page.

Rad

No additional analytical or quality issues were noted, other than those described above or in the Definitions/ Glossary page.

Client Sample Results

Client: Southern Company
 Project/Site: CCR Plant Scherer - Ash Pond

Job ID: 680-231043-2

Client Sample ID: SCH-SGWA-2

Lab Sample ID: 680-231043-1

Date Collected: 02/22/23 09:45

Matrix: Water

Date Received: 02/24/23 09:30

Method: SW846 9315 - Radium-226 (GFPC)

Analyte	Result	Qualifier	Count	Total	RL	MDC	Unit	Prepared	Analyzed	Dil Fac
			Uncert.	Uncert.						
			(2σ+/-)	(2σ+/-)						
Radium-226	-0.0400	U	0.0708	0.0709	1.00	0.156	pCi/L	03/15/23 09:21	04/06/23 07:43	1
Carrier	%Yield	Qualifier	Limits					Prepared	Analyzed	Dil Fac
Ba Carrier	89.3		30 - 110					03/15/23 09:21	04/06/23 07:43	1

Method: SW846 9320 - Radium-228 (GFPC)

Analyte	Result	Qualifier	Count	Total	RL	MDC	Unit	Prepared	Analyzed	Dil Fac
			Uncert.	Uncert.						
			(2σ+/-)	(2σ+/-)						
Radium-228	0.00445	U	0.276	0.276	1.00	0.520	pCi/L	03/15/23 09:39	03/29/23 12:13	1
Carrier	%Yield	Qualifier	Limits					Prepared	Analyzed	Dil Fac
Ba Carrier	89.3		30 - 110					03/15/23 09:39	03/29/23 12:13	1
Y Carrier	88.6		30 - 110					03/15/23 09:39	03/29/23 12:13	1

Method: TAL-STL Ra226_Ra228 - Combined Radium-226 and Radium-228

Analyte	Result	Qualifier	Count	Total	RL	MDC	Unit	Prepared	Analyzed	Dil Fac
			Uncert.	Uncert.						
			(2σ+/-)	(2σ+/-)						
Combined Radium 226 + 228	-0.0355	U	0.285	0.285	5.00	0.520	pCi/L		04/06/23 14:36	1

Client Sample ID: SCH-SGWA-4

Lab Sample ID: 680-231043-2

Date Collected: 02/22/23 11:30

Matrix: Water

Date Received: 02/24/23 09:30

Method: SW846 9315 - Radium-226 (GFPC)

Analyte	Result	Qualifier	Count	Total	RL	MDC	Unit	Prepared	Analyzed	Dil Fac
			Uncert.	Uncert.						
			(2σ+/-)	(2σ+/-)						
Radium-226	-0.0402	U	0.0499	0.0500	1.00	0.124	pCi/L	03/15/23 09:21	04/06/23 07:46	1
Carrier	%Yield	Qualifier	Limits					Prepared	Analyzed	Dil Fac
Ba Carrier	85.6		30 - 110					03/15/23 09:21	04/06/23 07:46	1

Method: SW846 9320 - Radium-228 (GFPC)

Analyte	Result	Qualifier	Count	Total	RL	MDC	Unit	Prepared	Analyzed	Dil Fac
			Uncert.	Uncert.						
			(2σ+/-)	(2σ+/-)						
Radium-228	0.0612	U	0.370	0.370	1.00	0.668	pCi/L	03/15/23 09:39	03/29/23 12:13	1
Carrier	%Yield	Qualifier	Limits					Prepared	Analyzed	Dil Fac
Ba Carrier	85.6		30 - 110					03/15/23 09:39	03/29/23 12:13	1
Y Carrier	83.4		30 - 110					03/15/23 09:39	03/29/23 12:13	1

Client Sample Results

Client: Southern Company
 Project/Site: CCR Plant Scherer - Ash Pond

Job ID: 680-231043-2

Client Sample ID: SCH-SGWA-4

Lab Sample ID: 680-231043-2

Date Collected: 02/22/23 11:30

Matrix: Water

Date Received: 02/24/23 09:30

Method: TAL-STL Ra226_Ra228 - Combined Radium-226 and Radium-228

Analyte	Result	Qualifier	Count Uncert. (2σ+/-)	Total Uncert. (2σ+/-)	RL	MDC	Unit	Prepared	Analyzed	Dil Fac
Combined Radium 226 + 228	0.0211	U	0.373	0.373	5.00	0.668	pCi/L		04/06/23 14:36	1

Client Sample ID: SCH-SGWC-6

Lab Sample ID: 680-231043-3

Date Collected: 02/22/23 13:20

Matrix: Water

Date Received: 02/24/23 09:30

Method: SW846 9315 - Radium-226 (GFPC)

Analyte	Result	Qualifier	Count Uncert. (2σ+/-)	Total Uncert. (2σ+/-)	RL	MDC	Unit	Prepared	Analyzed	Dil Fac
Radium-226	0.0262	U	0.0704	0.0704	1.00	0.130	pCi/L	03/15/23 09:21	04/06/23 07:46	1
Carrier	%Yield	Qualifier	Limits					Prepared	Analyzed	Dil Fac
Ba Carrier	77.7		30 - 110					03/15/23 09:21	04/06/23 07:46	1

Method: SW846 9320 - Radium-228 (GFPC)

Analyte	Result	Qualifier	Count Uncert. (2σ+/-)	Total Uncert. (2σ+/-)	RL	MDC	Unit	Prepared	Analyzed	Dil Fac
Radium-228	0.0399	U	0.310	0.310	1.00	0.578	pCi/L	03/15/23 09:39	03/29/23 12:14	1
Carrier	%Yield	Qualifier	Limits					Prepared	Analyzed	Dil Fac
Ba Carrier	77.7		30 - 110					03/15/23 09:39	03/29/23 12:14	1
Y Carrier	82.2		30 - 110					03/15/23 09:39	03/29/23 12:14	1

Method: TAL-STL Ra226_Ra228 - Combined Radium-226 and Radium-228

Analyte	Result	Qualifier	Count Uncert. (2σ+/-)	Total Uncert. (2σ+/-)	RL	MDC	Unit	Prepared	Analyzed	Dil Fac
Combined Radium 226 + 228	0.0662	U	0.318	0.318	5.00	0.578	pCi/L		04/06/23 14:36	1

Client Sample ID: SCH-SGWC-7

Lab Sample ID: 680-231043-4

Date Collected: 02/22/23 15:30

Matrix: Water

Date Received: 02/24/23 09:30

Method: SW846 9315 - Radium-226 (GFPC)

Analyte	Result	Qualifier	Count Uncert. (2σ+/-)	Total Uncert. (2σ+/-)	RL	MDC	Unit	Prepared	Analyzed	Dil Fac
Radium-226	-0.0113	U	0.0565	0.0565	1.00	0.122	pCi/L	03/15/23 09:21	04/06/23 07:46	1
Carrier	%Yield	Qualifier	Limits					Prepared	Analyzed	Dil Fac
Ba Carrier	83.1		30 - 110					03/15/23 09:21	04/06/23 07:46	1

Client Sample Results

Client: Southern Company
 Project/Site: CCR Plant Scherer - Ash Pond

Job ID: 680-231043-2

Client Sample ID: SCH-SGWC-7

Lab Sample ID: 680-231043-4

Date Collected: 02/22/23 15:30

Matrix: Water

Date Received: 02/24/23 09:30

Method: SW846 9320 - Radium-228 (GFPC)

Analyte	Result	Qualifier	Count Uncert. (2σ+/-)	Total Uncert. (2σ+/-)	RL	MDC	Unit	Prepared	Analyzed	Dil Fac
Radium-228	-0.180	U	0.409	0.409	1.00	0.786	pCi/L	03/15/23 09:39	03/29/23 12:14	1
Carrier	%Yield	Qualifier	Limits					Prepared	Analyzed	Dil Fac
Ba Carrier	83.1		30 - 110					03/15/23 09:39	03/29/23 12:14	1
Y Carrier	80.4		30 - 110					03/15/23 09:39	03/29/23 12:14	1

Method: TAL-STL Ra226_Ra228 - Combined Radium-226 and Radium-228

Analyte	Result	Qualifier	Count Uncert. (2σ+/-)	Total Uncert. (2σ+/-)	RL	MDC	Unit	Prepared	Analyzed	Dil Fac
Combined Radium 226 + 228	-0.191	U	0.413	0.413	5.00	0.786	pCi/L		04/06/23 14:36	1

Client Sample ID: SCH-SGWC-8

Lab Sample ID: 680-231043-5

Date Collected: 02/22/23 11:33

Matrix: Water

Date Received: 02/24/23 09:30

Method: SW846 9315 - Radium-226 (GFPC)

Analyte	Result	Qualifier	Count Uncert. (2σ+/-)	Total Uncert. (2σ+/-)	RL	MDC	Unit	Prepared	Analyzed	Dil Fac
Radium-226	0.306		0.111	0.115	1.00	0.110	pCi/L	03/15/23 09:21	04/06/23 07:46	1
Carrier	%Yield	Qualifier	Limits					Prepared	Analyzed	Dil Fac
Ba Carrier	85.6		30 - 110					03/15/23 09:21	04/06/23 07:46	1

Method: SW846 9320 - Radium-228 (GFPC)

Analyte	Result	Qualifier	Count Uncert. (2σ+/-)	Total Uncert. (2σ+/-)	RL	MDC	Unit	Prepared	Analyzed	Dil Fac
Radium-228	0.560	U	0.416	0.419	1.00	0.640	pCi/L	03/15/23 09:39	03/29/23 12:16	1
Carrier	%Yield	Qualifier	Limits					Prepared	Analyzed	Dil Fac
Ba Carrier	85.6		30 - 110					03/15/23 09:39	03/29/23 12:16	1
Y Carrier	80.7		30 - 110					03/15/23 09:39	03/29/23 12:16	1

Method: TAL-STL Ra226_Ra228 - Combined Radium-226 and Radium-228

Analyte	Result	Qualifier	Count Uncert. (2σ+/-)	Total Uncert. (2σ+/-)	RL	MDC	Unit	Prepared	Analyzed	Dil Fac
Combined Radium 226 + 228	0.866		0.431	0.434	5.00	0.640	pCi/L		04/06/23 14:36	1

Client Sample Results

Client: Southern Company
Project/Site: CCR Plant Scherer - Ash Pond

Job ID: 680-231043-2

Client Sample ID: SCH-SGWC-9

Lab Sample ID: 680-231043-6

Date Collected: 02/22/23 09:45

Matrix: Water

Date Received: 02/24/23 09:30

Method: SW846 9315 - Radium-226 (GFPC)

Analyte	Result	Qualifier	Count Uncert. (2σ+/-)	Total Uncert. (2σ+/-)	RL	MDC	Unit	Prepared	Analyzed	Dil Fac
Radium-226	0.0346	U	0.0708	0.0709	1.00	0.127	pCi/L	03/15/23 09:21	04/06/23 07:46	1
Carrier	%Yield	Qualifier	Limits					Prepared	Analyzed	Dil Fac
Ba Carrier	83.6		30 - 110					03/15/23 09:21	04/06/23 07:46	1

Method: SW846 9320 - Radium-228 (GFPC)

Analyte	Result	Qualifier	Count Uncert. (2σ+/-)	Total Uncert. (2σ+/-)	RL	MDC	Unit	Prepared	Analyzed	Dil Fac
Radium-228	0.438	U	0.358	0.360	1.00	0.555	pCi/L	03/15/23 09:39	03/29/23 12:16	1
Carrier	%Yield	Qualifier	Limits					Prepared	Analyzed	Dil Fac
Ba Carrier	83.6		30 - 110					03/15/23 09:39	03/29/23 12:16	1
Y Carrier	85.2		30 - 110					03/15/23 09:39	03/29/23 12:16	1

Method: TAL-STL Ra226_Ra228 - Combined Radium-226 and Radium-228

Analyte	Result	Qualifier	Count Uncert. (2σ+/-)	Total Uncert. (2σ+/-)	RL	MDC	Unit	Prepared	Analyzed	Dil Fac
Combined Radium 226 + 228	0.473	U	0.365	0.367	5.00	0.555	pCi/L		04/06/23 14:36	1

Client Sample ID: SCH-SGWC-10

Lab Sample ID: 680-231043-7

Date Collected: 02/22/23 15:04

Matrix: Water

Date Received: 02/24/23 09:30

Method: SW846 9315 - Radium-226 (GFPC)

Analyte	Result	Qualifier	Count Uncert. (2σ+/-)	Total Uncert. (2σ+/-)	RL	MDC	Unit	Prepared	Analyzed	Dil Fac
Radium-226	0.0285	U	0.0661	0.0662	1.00	0.120	pCi/L	03/15/23 09:21	04/06/23 07:47	1
Carrier	%Yield	Qualifier	Limits					Prepared	Analyzed	Dil Fac
Ba Carrier	86.4		30 - 110					03/15/23 09:21	04/06/23 07:47	1

Method: SW846 9320 - Radium-228 (GFPC)

Analyte	Result	Qualifier	Count Uncert. (2σ+/-)	Total Uncert. (2σ+/-)	RL	MDC	Unit	Prepared	Analyzed	Dil Fac
Radium-228	0.257	U	0.339	0.340	1.00	0.566	pCi/L	03/15/23 09:39	03/29/23 12:16	1
Carrier	%Yield	Qualifier	Limits					Prepared	Analyzed	Dil Fac
Ba Carrier	86.4		30 - 110					03/15/23 09:39	03/29/23 12:16	1
Y Carrier	85.2		30 - 110					03/15/23 09:39	03/29/23 12:16	1

Client Sample Results

Client: Southern Company
 Project/Site: CCR Plant Scherer - Ash Pond

Job ID: 680-231043-2

Client Sample ID: SCH-SGWC-10

Lab Sample ID: 680-231043-7

Date Collected: 02/22/23 15:04

Matrix: Water

Date Received: 02/24/23 09:30

Method: TAL-STL Ra226_Ra228 - Combined Radium-226 and Radium-228

Analyte	Result	Qualifier	Count Uncert. (2σ+/-)	Total Uncert. (2σ+/-)	RL	MDC	Unit	Prepared	Analyzed	Dil Fac
Combined Radium 226 + 228	0.285	U	0.345	0.346	5.00	0.566	pCi/L		04/06/23 14:36	1

Client Sample ID: SCH-SGWC-11

Lab Sample ID: 680-231043-8

Date Collected: 02/22/23 14:30

Matrix: Water

Date Received: 02/24/23 09:30

Method: SW846 9315 - Radium-226 (GFPC)

Analyte	Result	Qualifier	Count Uncert. (2σ+/-)	Total Uncert. (2σ+/-)	RL	MDC	Unit	Prepared	Analyzed	Dil Fac
Radium-226	0.0352	U	0.0753	0.0754	1.00	0.136	pCi/L	03/15/23 09:21	04/06/23 07:47	1
Carrier	%Yield	Qualifier	Limits					Prepared	Analyzed	Dil Fac
Ba Carrier	74.9		30 - 110					03/15/23 09:21	04/06/23 07:47	1

Method: SW846 9320 - Radium-228 (GFPC)

Analyte	Result	Qualifier	Count Uncert. (2σ+/-)	Total Uncert. (2σ+/-)	RL	MDC	Unit	Prepared	Analyzed	Dil Fac
Radium-228	-0.207	U	0.253	0.254	1.00	0.558	pCi/L	03/15/23 09:39	03/29/23 11:51	1
Carrier	%Yield	Qualifier	Limits					Prepared	Analyzed	Dil Fac
Ba Carrier	74.9		30 - 110					03/15/23 09:39	03/29/23 11:51	1
Y Carrier	85.2		30 - 110					03/15/23 09:39	03/29/23 11:51	1

Method: TAL-STL Ra226_Ra228 - Combined Radium-226 and Radium-228

Analyte	Result	Qualifier	Count Uncert. (2σ+/-)	Total Uncert. (2σ+/-)	RL	MDC	Unit	Prepared	Analyzed	Dil Fac
Combined Radium 226 + 228	-0.172	U	0.264	0.265	5.00	0.558	pCi/L		04/06/23 14:36	1

Client Sample ID: SCH-SGWC-17

Lab Sample ID: 680-231043-9

Date Collected: 02/22/23 14:21

Matrix: Water

Date Received: 02/24/23 09:30

Method: SW846 9315 - Radium-226 (GFPC)

Analyte	Result	Qualifier	Count Uncert. (2σ+/-)	Total Uncert. (2σ+/-)	RL	MDC	Unit	Prepared	Analyzed	Dil Fac
Radium-226	-0.0198	U	0.0691	0.0691	1.00	0.145	pCi/L	03/15/23 09:21	04/06/23 07:47	1
Carrier	%Yield	Qualifier	Limits					Prepared	Analyzed	Dil Fac
Ba Carrier	86.2		30 - 110					03/15/23 09:21	04/06/23 07:47	1

Client Sample Results

Client: Southern Company
Project/Site: CCR Plant Scherer - Ash Pond

Job ID: 680-231043-2

Client Sample ID: SCH-SGWC-17

Lab Sample ID: 680-231043-9

Date Collected: 02/22/23 14:21

Matrix: Water

Date Received: 02/24/23 09:30

Method: SW846 9320 - Radium-228 (GFPC)

Analyte	Result	Qualifier	Count Uncert. (2σ+/-)	Total Uncert. (2σ+/-)	RL	MDC	Unit	Prepared	Analyzed	Dil Fac
Radium-228	0.112	U	0.240	0.241	1.00	0.425	pCi/L	03/15/23 09:39	03/29/23 11:51	1
Carrier	%Yield	Qualifier	Limits					Prepared	Analyzed	Dil Fac
Ba Carrier	86.2		30 - 110					03/15/23 09:39	03/29/23 11:51	1
Y Carrier	88.6		30 - 110					03/15/23 09:39	03/29/23 11:51	1

Method: TAL-STL Ra226_Ra228 - Combined Radium-226 and Radium-228

Analyte	Result	Qualifier	Count Uncert. (2σ+/-)	Total Uncert. (2σ+/-)	RL	MDC	Unit	Prepared	Analyzed	Dil Fac
Combined Radium 226 + 228	0.0917	U	0.250	0.251	5.00	0.425	pCi/L		04/06/23 14:36	1

Client Sample ID: SCH-SGWC-18

Lab Sample ID: 680-231043-10

Date Collected: 02/22/23 11:48

Matrix: Water

Date Received: 02/24/23 09:30

Method: SW846 9315 - Radium-226 (GFPC)

Analyte	Result	Qualifier	Count Uncert. (2σ+/-)	Total Uncert. (2σ+/-)	RL	MDC	Unit	Prepared	Analyzed	Dil Fac
Radium-226	0.0704	U	0.0782	0.0784	1.00	0.126	pCi/L	03/15/23 09:21	04/06/23 07:47	1
Carrier	%Yield	Qualifier	Limits					Prepared	Analyzed	Dil Fac
Ba Carrier	85.0		30 - 110					03/15/23 09:21	04/06/23 07:47	1

Method: SW846 9320 - Radium-228 (GFPC)

Analyte	Result	Qualifier	Count Uncert. (2σ+/-)	Total Uncert. (2σ+/-)	RL	MDC	Unit	Prepared	Analyzed	Dil Fac
Radium-228	-0.0420	U	0.290	0.290	1.00	0.558	pCi/L	03/15/23 09:39	03/29/23 11:52	1
Carrier	%Yield	Qualifier	Limits					Prepared	Analyzed	Dil Fac
Ba Carrier	85.0		30 - 110					03/15/23 09:39	03/29/23 11:52	1
Y Carrier	83.4		30 - 110					03/15/23 09:39	03/29/23 11:52	1

Method: TAL-STL Ra226_Ra228 - Combined Radium-226 and Radium-228

Analyte	Result	Qualifier	Count Uncert. (2σ+/-)	Total Uncert. (2σ+/-)	RL	MDC	Unit	Prepared	Analyzed	Dil Fac
Combined Radium 226 + 228	0.0285	U	0.300	0.300	5.00	0.558	pCi/L		04/06/23 14:36	1

Client Sample Results

Client: Southern Company
Project/Site: CCR Plant Scherer - Ash Pond

Job ID: 680-231043-2

Client Sample ID: SCH-SGWC-19

Lab Sample ID: 680-231043-11

Date Collected: 02/22/23 12:07

Matrix: Water

Date Received: 02/24/23 09:30

Method: SW846 9315 - Radium-226 (GFPC)

Analyte	Result	Qualifier	Count	Total	RL	MDC	Unit	Prepared	Analyzed	Dil Fac
			Uncert.	Uncert.						
			(2σ+/-)	(2σ+/-)						
Radium-226	-0.0106	U	0.0576	0.0576	1.00	0.122	pCi/L	03/15/23 09:21	04/06/23 07:47	1
Carrier	%Yield	Qualifier	Limits					Prepared	Analyzed	Dil Fac
Ba Carrier	90.7		30 - 110					03/15/23 09:21	04/06/23 07:47	1

Method: SW846 9320 - Radium-228 (GFPC)

Analyte	Result	Qualifier	Count	Total	RL	MDC	Unit	Prepared	Analyzed	Dil Fac
			Uncert.	Uncert.						
			(2σ+/-)	(2σ+/-)						
Radium-228	0.308	U	0.316	0.317	1.00	0.510	pCi/L	03/15/23 09:39	03/29/23 11:52	1
Carrier	%Yield	Qualifier	Limits					Prepared	Analyzed	Dil Fac
Ba Carrier	90.7		30 - 110					03/15/23 09:39	03/29/23 11:52	1
Y Carrier	84.1		30 - 110					03/15/23 09:39	03/29/23 11:52	1

Method: TAL-STL Ra226_Ra228 - Combined Radium-226 and Radium-228

Analyte	Result	Qualifier	Count	Total	RL	MDC	Unit	Prepared	Analyzed	Dil Fac
			Uncert.	Uncert.						
			(2σ+/-)	(2σ+/-)						
Combined Radium 226 + 228	0.297	U	0.321	0.322	5.00	0.510	pCi/L		04/06/23 14:36	1

Client Sample ID: SCH-SGWC-20

Lab Sample ID: 680-231043-12

Date Collected: 02/22/23 10:13

Matrix: Water

Date Received: 02/24/23 09:30

Method: SW846 9315 - Radium-226 (GFPC)

Analyte	Result	Qualifier	Count	Total	RL	MDC	Unit	Prepared	Analyzed	Dil Fac
			Uncert.	Uncert.						
			(2σ+/-)	(2σ+/-)						
Radium-226	-0.0166	U	0.0554	0.0554	1.00	0.121	pCi/L	03/15/23 09:21	04/06/23 07:33	1
Carrier	%Yield	Qualifier	Limits					Prepared	Analyzed	Dil Fac
Ba Carrier	89.8		30 - 110					03/15/23 09:21	04/06/23 07:33	1

Method: SW846 9320 - Radium-228 (GFPC)

Analyte	Result	Qualifier	Count	Total	RL	MDC	Unit	Prepared	Analyzed	Dil Fac
			Uncert.	Uncert.						
			(2σ+/-)	(2σ+/-)						
Radium-228	0.170	U	0.284	0.284	1.00	0.486	pCi/L	03/15/23 09:39	03/29/23 11:52	1
Carrier	%Yield	Qualifier	Limits					Prepared	Analyzed	Dil Fac
Ba Carrier	89.8		30 - 110					03/15/23 09:39	03/29/23 11:52	1
Y Carrier	86.4		30 - 110					03/15/23 09:39	03/29/23 11:52	1

Client Sample Results

Client: Southern Company
 Project/Site: CCR Plant Scherer - Ash Pond

Job ID: 680-231043-2

Client Sample ID: SCH-SGWC-20

Lab Sample ID: 680-231043-12

Date Collected: 02/22/23 10:13

Matrix: Water

Date Received: 02/24/23 09:30

Method: TAL-STL Ra226_Ra228 - Combined Radium-226 and Radium-228

Analyte	Result	Qualifier	Count Uncert. (2σ+/-)	Total Uncert. (2σ+/-)	RL	MDC	Unit	Prepared	Analyzed	Dil Fac
Combined Radium 226 + 228	0.154	U	0.289	0.289	5.00	0.486	pCi/L		04/06/23 14:36	1

Client Sample ID: SCH-AP1-FD-1

Lab Sample ID: 680-231043-13

Date Collected: 02/22/23 00:00

Matrix: Water

Date Received: 02/24/23 09:30

Method: SW846 9315 - Radium-226 (GFPC)

Analyte	Result	Qualifier	Count Uncert. (2σ+/-)	Total Uncert. (2σ+/-)	RL	MDC	Unit	Prepared	Analyzed	Dil Fac
Radium-226	0.114		0.0779	0.0786	1.00	0.107	pCi/L	03/15/23 09:21	04/06/23 07:35	1
Carrier	%Yield	Qualifier	Limits					Prepared	Analyzed	Dil Fac
Ba Carrier	92.1		30 - 110					03/15/23 09:21	04/06/23 07:35	1

Method: SW846 9320 - Radium-228 (GFPC)

Analyte	Result	Qualifier	Count Uncert. (2σ+/-)	Total Uncert. (2σ+/-)	RL	MDC	Unit	Prepared	Analyzed	Dil Fac
Radium-228	0.133	U	0.275	0.275	1.00	0.481	pCi/L	03/15/23 09:39	03/29/23 11:52	1
Carrier	%Yield	Qualifier	Limits					Prepared	Analyzed	Dil Fac
Ba Carrier	92.1		30 - 110					03/15/23 09:39	03/29/23 11:52	1
Y Carrier	83.4		30 - 110					03/15/23 09:39	03/29/23 11:52	1

Method: TAL-STL Ra226_Ra228 - Combined Radium-226 and Radium-228

Analyte	Result	Qualifier	Count Uncert. (2σ+/-)	Total Uncert. (2σ+/-)	RL	MDC	Unit	Prepared	Analyzed	Dil Fac
Combined Radium 226 + 228	0.247	U	0.286	0.286	5.00	0.481	pCi/L		04/06/23 14:36	1

Client Sample ID: SCH-AP1-FD-2

Lab Sample ID: 680-231043-14

Date Collected: 02/22/23 00:00

Matrix: Water

Date Received: 02/24/23 09:30

Method: SW846 9315 - Radium-226 (GFPC)

Analyte	Result	Qualifier	Count Uncert. (2σ+/-)	Total Uncert. (2σ+/-)	RL	MDC	Unit	Prepared	Analyzed	Dil Fac
Radium-226	0.0730	U	0.0597	0.0601	1.00	0.0823	pCi/L	03/15/23 09:21	04/06/23 07:38	1
Carrier	%Yield	Qualifier	Limits					Prepared	Analyzed	Dil Fac
Ba Carrier	86.7		30 - 110					03/15/23 09:21	04/06/23 07:38	1

Client Sample Results

Client: Southern Company
 Project/Site: CCR Plant Scherer - Ash Pond

Job ID: 680-231043-2

Client Sample ID: SCH-AP1-FD-2

Lab Sample ID: 680-231043-14

Date Collected: 02/22/23 00:00

Matrix: Water

Date Received: 02/24/23 09:30

Method: SW846 9320 - Radium-228 (GFPC)

Analyte	Result	Qualifier	Count Uncert. (2σ+/-)	Total Uncert. (2σ+/-)	RL	MDC	Unit	Prepared	Analyzed	Dil Fac
Radium-228	0.309	U	0.309	0.311	1.00	0.496	pCi/L	03/15/23 09:39	03/29/23 11:52	1
Carrier	%Yield	Qualifier	Limits					Prepared	Analyzed	Dil Fac
Ba Carrier	86.7		30 - 110					03/15/23 09:39	03/29/23 11:52	1
Y Carrier	85.6		30 - 110					03/15/23 09:39	03/29/23 11:52	1

Method: TAL-STL Ra226_Ra228 - Combined Radium-226 and Radium-228

Analyte	Result	Qualifier	Count Uncert. (2σ+/-)	Total Uncert. (2σ+/-)	RL	MDC	Unit	Prepared	Analyzed	Dil Fac
Combined Radium 226 + 228	0.382	U	0.315	0.317	5.00	0.496	pCi/L		04/06/23 14:36	1



Tracer/Carrier Summary

Client: Southern Company
 Project/Site: CCR Plant Scherer - Ash Pond

Job ID: 680-231043-2

Method: 9315 - Radium-226 (GFPC)

Matrix: Water

Prep Type: Total/NA

		Percent Yield (Acceptance Limits)	
Lab Sample ID	Client Sample ID	Ba (30-110)	
280-173234-C-1-B MS	Matrix Spike	85.3	
280-173234-C-1-C MSD	Matrix Spike Duplicate	84.7	
680-231043-1	SCH-SGWA-2	89.3	
680-231043-2	SCH-SGWA-4	85.6	
680-231043-3	SCH-SGWC-6	77.7	
680-231043-4	SCH-SGWC-7	83.1	
680-231043-5	SCH-SGWC-8	85.6	
680-231043-6	SCH-SGWC-9	83.6	
680-231043-7	SCH-SGWC-10	86.4	
680-231043-8	SCH-SGWC-11	74.9	
680-231043-9	SCH-SGWC-17	86.2	
680-231043-10	SCH-SGWC-18	85.0	
680-231043-11	SCH-SGWC-19	90.7	
680-231043-12	SCH-SGWC-20	89.8	
680-231043-13	SCH-AP1-FD-1	92.1	
680-231043-14	SCH-AP1-FD-2	86.7	
LCS 160-603679/2-A	Lab Control Sample	88.1	
MB 160-603679/1-A	Method Blank	84.7	

Tracer/Carrier Legend
 Ba = Ba Carrier

Method: 9320 - Radium-228 (GFPC)

Matrix: Water

Prep Type: Total/NA

		Percent Yield (Acceptance Limits)	
Lab Sample ID	Client Sample ID	Ba (30-110)	Y (30-110)
280-173234-C-1-E MS	Matrix Spike	85.3	84.1
280-173234-C-1-F MSD	Matrix Spike Duplicate	84.7	88.2
680-231043-1	SCH-SGWA-2	89.3	88.6
680-231043-2	SCH-SGWA-4	85.6	83.4
680-231043-3	SCH-SGWC-6	77.7	82.2
680-231043-4	SCH-SGWC-7	83.1	80.4
680-231043-5	SCH-SGWC-8	85.6	80.7
680-231043-6	SCH-SGWC-9	83.6	85.2
680-231043-7	SCH-SGWC-10	86.4	85.2
680-231043-8	SCH-SGWC-11	74.9	85.2
680-231043-9	SCH-SGWC-17	86.2	88.6
680-231043-10	SCH-SGWC-18	85.0	83.4
680-231043-11	SCH-SGWC-19	90.7	84.1
680-231043-12	SCH-SGWC-20	89.8	86.4
680-231043-13	SCH-AP1-FD-1	92.1	83.4
680-231043-14	SCH-AP1-FD-2	86.7	85.6
LCS 160-603680/2-A	Lab Control Sample	88.1	88.6
MB 160-603680/1-A	Method Blank	84.7	83.7

Tracer/Carrier Legend
 Ba = Ba Carrier
 Y = Y Carrier

QC Sample Results

Client: Southern Company
Project/Site: CCR Plant Scherer - Ash Pond

Job ID: 680-231043-2

Method: 9315 - Radium-226 (GFPC)

Lab Sample ID: MB 160-603679/1-A
Matrix: Water
Analysis Batch: 606324

Client Sample ID: Method Blank
Prep Type: Total/NA
Prep Batch: 603679

Analyte	MB		Count	Total	RL	MDC	Unit	Prepared	Analyzed	Dil Fac
	Result	Qualifier	Uncert. (2σ+/-)	Uncert. (2σ+/-)						
Radium-226	0.01389	U	0.0614	0.0615	1.00	0.119	pCi/L	03/15/23 09:21	04/06/23 07:41	1
Carrier	MB		Limits					Prepared	Analyzed	Dil Fac
Ba Carrier	%Yield	Qualifier	30 - 110					03/15/23 09:21	04/06/23 07:41	1
	84.7									

Lab Sample ID: LCS 160-603679/2-A
Matrix: Water
Analysis Batch: 606324

Client Sample ID: Lab Control Sample
Prep Type: Total/NA
Prep Batch: 603679

Analyte	Spike Added	LCS Result	LCS Qual	Total	RL	MDC	Unit	%Rec	%Rec Limits
				Uncert. (2σ+/-)					
Radium-226	11.3	12.10		1.26	1.00	0.119	pCi/L	107	75 - 125
Carrier	LCS		Limits						
Ba Carrier	%Yield	Qualifier	30 - 110						
	88.1								

Lab Sample ID: 280-173234-C-1-B MS
Matrix: Water
Analysis Batch: 606324

Client Sample ID: Matrix Spike
Prep Type: Total/NA
Prep Batch: 603679

Analyte	Sample		Spike Added	MS	MS	Total	RL	MDC	Unit	%Rec	%Rec Limits
	Result	Qual		Result	Qual	Uncert. (2σ+/-)					
Radium-226	0.0385	U	11.3	10.10		1.07	1.00	0.102	pCi/L	89	60 - 140
Carrier	MS		Limits								
Ba Carrier	%Yield	Qualifier	30 - 110								
	85.3										

Lab Sample ID: 280-173234-C-1-C MSD
Matrix: Water
Analysis Batch: 606324

Client Sample ID: Matrix Spike Duplicate
Prep Type: Total/NA
Prep Batch: 603679

Analyte	Sample		Spike Added	MSD	MSD	Total	RL	MDC	Unit	%Rec	%Rec Limits	RER	Limit
	Result	Qual		Result	Qual	Uncert. (2σ+/-)							
Radium-226	0.0385	U	11.3	10.30		1.10	1.00	0.113	pCi/L	91	60 - 140	0.1	1
Carrier	MSD		Limits										
Ba Carrier	%Yield	Qualifier	30 - 110										
	84.7												

Method: 9320 - Radium-228 (GFPC)

Lab Sample ID: MB 160-603680/1-A
Matrix: Water
Analysis Batch: 605413

Client Sample ID: Method Blank
Prep Type: Total/NA
Prep Batch: 603680

Analyte	MB		Count	Total	RL	MDC	Unit	Prepared	Analyzed	Dil Fac
	Result	Qualifier	Uncert. (2σ+/-)	Uncert. (2σ+/-)						
Radium-228	-0.1238	U	0.348	0.348	1.00	0.671	pCi/L	03/15/23 09:39	03/29/23 12:11	1

Eurofins Savannah

QC Sample Results

Client: Southern Company
 Project/Site: CCR Plant Scherer - Ash Pond

Job ID: 680-231043-2

Method: 9320 - Radium-228 (GFPC) (Continued)

Carrier	MB MB		Limits	Prepared	Analyzed	Dil Fac
	%Yield	Qualifier				
Ba Carrier	84.7		30 - 110	03/15/23 09:39	03/29/23 12:11	1
Y Carrier	83.7		30 - 110	03/15/23 09:39	03/29/23 12:11	1

Lab Sample ID: LCS 160-603680/2-A
 Matrix: Water
 Analysis Batch: 605413

Client Sample ID: Lab Control Sample
 Prep Type: Total/NA
 Prep Batch: 603680

Analyte	Spike Added	LCS Result	LCS Qual	Total Uncert. (2σ+/-)	RL	MDC	Unit	%Rec	%Rec Limits

Carrier	LCS LCS		Limits
	%Yield	Qualifier	
Ba Carrier	88.1		30 - 110
Y Carrier	88.6		30 - 110

Lab Sample ID: 280-173234-C-1-E MS
 Matrix: Water
 Analysis Batch: 605413

Client Sample ID: Matrix Spike
 Prep Type: Total/NA
 Prep Batch: 603680

Analyte	Sample Result	Sample Qual	Spike Added	MS Result	MS Qual	Total Uncert. (2σ+/-)	RL	MDC	Unit	%Rec	%Rec Limits

Carrier	MS MS		Limits
	%Yield	Qualifier	
Ba Carrier	85.3		30 - 110
Y Carrier	84.1		30 - 110

Lab Sample ID: 280-173234-C-1-F MSD
 Matrix: Water
 Analysis Batch: 605413

Client Sample ID: Matrix Spike Duplicate
 Prep Type: Total/NA
 Prep Batch: 603680

Analyte	Sample Result	Sample Qual	Spike Added	MSD Result	MSD Qual	Total Uncert. (2σ+/-)	RL	MDC	Unit	%Rec	%Rec Limits	RER	Limit

Carrier	MSD MSD		Limits
	%Yield	Qualifier	
Ba Carrier	84.7		30 - 110
Y Carrier	88.2		30 - 110

QC Association Summary

Client: Southern Company
 Project/Site: CCR Plant Scherer - Ash Pond

Job ID: 680-231043-2

Rad

Prep Batch: 603679

Lab Sample ID	Client Sample ID	Prep Type	Matrix	Method	Prep Batch
680-231043-1	SCH-SGWA-2	Total/NA	Water	PrecSep-21	
680-231043-2	SCH-SGWA-4	Total/NA	Water	PrecSep-21	
680-231043-3	SCH-SGWC-6	Total/NA	Water	PrecSep-21	
680-231043-4	SCH-SGWC-7	Total/NA	Water	PrecSep-21	
680-231043-5	SCH-SGWC-8	Total/NA	Water	PrecSep-21	
680-231043-6	SCH-SGWC-9	Total/NA	Water	PrecSep-21	
680-231043-7	SCH-SGWC-10	Total/NA	Water	PrecSep-21	
680-231043-8	SCH-SGWC-11	Total/NA	Water	PrecSep-21	
680-231043-9	SCH-SGWC-17	Total/NA	Water	PrecSep-21	
680-231043-10	SCH-SGWC-18	Total/NA	Water	PrecSep-21	
680-231043-11	SCH-SGWC-19	Total/NA	Water	PrecSep-21	
680-231043-12	SCH-SGWC-20	Total/NA	Water	PrecSep-21	
680-231043-13	SCH-AP1-FD-1	Total/NA	Water	PrecSep-21	
680-231043-14	SCH-AP1-FD-2	Total/NA	Water	PrecSep-21	
MB 160-603679/1-A	Method Blank	Total/NA	Water	PrecSep-21	
LCS 160-603679/2-A	Lab Control Sample	Total/NA	Water	PrecSep-21	
280-173234-C-1-B MS	Matrix Spike	Total/NA	Water	PrecSep-21	
280-173234-C-1-C MSD	Matrix Spike Duplicate	Total/NA	Water	PrecSep-21	

Prep Batch: 603680

Lab Sample ID	Client Sample ID	Prep Type	Matrix	Method	Prep Batch
680-231043-1	SCH-SGWA-2	Total/NA	Water	PrecSep_0	
680-231043-2	SCH-SGWA-4	Total/NA	Water	PrecSep_0	
680-231043-3	SCH-SGWC-6	Total/NA	Water	PrecSep_0	
680-231043-4	SCH-SGWC-7	Total/NA	Water	PrecSep_0	
680-231043-5	SCH-SGWC-8	Total/NA	Water	PrecSep_0	
680-231043-6	SCH-SGWC-9	Total/NA	Water	PrecSep_0	
680-231043-7	SCH-SGWC-10	Total/NA	Water	PrecSep_0	
680-231043-8	SCH-SGWC-11	Total/NA	Water	PrecSep_0	
680-231043-9	SCH-SGWC-17	Total/NA	Water	PrecSep_0	
680-231043-10	SCH-SGWC-18	Total/NA	Water	PrecSep_0	
680-231043-11	SCH-SGWC-19	Total/NA	Water	PrecSep_0	
680-231043-12	SCH-SGWC-20	Total/NA	Water	PrecSep_0	
680-231043-13	SCH-AP1-FD-1	Total/NA	Water	PrecSep_0	
680-231043-14	SCH-AP1-FD-2	Total/NA	Water	PrecSep_0	
MB 160-603680/1-A	Method Blank	Total/NA	Water	PrecSep_0	
LCS 160-603680/2-A	Lab Control Sample	Total/NA	Water	PrecSep_0	
280-173234-C-1-E MS	Matrix Spike	Total/NA	Water	PrecSep_0	
280-173234-C-1-F MSD	Matrix Spike Duplicate	Total/NA	Water	PrecSep_0	

Lab Chronicle

Client: Southern Company
 Project/Site: CCR Plant Scherer - Ash Pond

Job ID: 680-231043-2

Client Sample ID: SCH-SGWA-2

Lab Sample ID: 680-231043-1

Date Collected: 02/22/23 09:45

Matrix: Water

Date Received: 02/24/23 09:30

Prep Type	Batch Type	Batch Method	Run	Dil Factor	Initial Amount	Final Amount	Batch Number	Prepared or Analyzed	Analyst	Lab
Total/NA	Prep	PrecSep-21			996.26 mL	1.0 g	603679	03/15/23 09:21	DJP	EET SL
Total/NA	Analysis	9315		1			606324	04/06/23 07:43	FLC	EET SL
Instrument ID: GFPCBLUE										
Total/NA	Prep	PrecSep_0			996.26 mL	1.0 g	603680	03/15/23 09:39	DJP	EET SL
Total/NA	Analysis	9320		1			605413	03/29/23 12:13	FLC	EET SL
Instrument ID: GFPCBLUE										
Total/NA	Analysis	Ra226_Ra228		1			606419	04/06/23 14:36	SCB	EET SL
Instrument ID: NOEQUIP										

Client Sample ID: SCH-SGWA-4

Lab Sample ID: 680-231043-2

Date Collected: 02/22/23 11:30

Matrix: Water

Date Received: 02/24/23 09:30

Prep Type	Batch Type	Batch Method	Run	Dil Factor	Initial Amount	Final Amount	Batch Number	Prepared or Analyzed	Analyst	Lab
Total/NA	Prep	PrecSep-21			999.28 mL	1.0 g	603679	03/15/23 09:21	DJP	EET SL
Total/NA	Analysis	9315		1			606323	04/06/23 07:46	FLC	EET SL
Instrument ID: GFPCPURPLE										
Total/NA	Prep	PrecSep_0			999.28 mL	1.0 g	603680	03/15/23 09:39	DJP	EET SL
Total/NA	Analysis	9320		1			605413	03/29/23 12:13	FLC	EET SL
Instrument ID: GFPCBLUE										
Total/NA	Analysis	Ra226_Ra228		1			606419	04/06/23 14:36	SCB	EET SL
Instrument ID: NOEQUIP										

Client Sample ID: SCH-SGWC-6

Lab Sample ID: 680-231043-3

Date Collected: 02/22/23 13:20

Matrix: Water

Date Received: 02/24/23 09:30

Prep Type	Batch Type	Batch Method	Run	Dil Factor	Initial Amount	Final Amount	Batch Number	Prepared or Analyzed	Analyst	Lab
Total/NA	Prep	PrecSep-21			1003.10 mL	1.0 g	603679	03/15/23 09:21	DJP	EET SL
Total/NA	Analysis	9315		1			606323	04/06/23 07:46	FLC	EET SL
Instrument ID: GFPCPURPLE										
Total/NA	Prep	PrecSep_0			1003.10 mL	1.0 g	603680	03/15/23 09:39	DJP	EET SL
Total/NA	Analysis	9320		1			605413	03/29/23 12:14	FLC	EET SL
Instrument ID: GFPCBLUE										
Total/NA	Analysis	Ra226_Ra228		1			606419	04/06/23 14:36	SCB	EET SL
Instrument ID: NOEQUIP										

Client Sample ID: SCH-SGWC-7

Lab Sample ID: 680-231043-4

Date Collected: 02/22/23 15:30

Matrix: Water

Date Received: 02/24/23 09:30

Prep Type	Batch Type	Batch Method	Run	Dil Factor	Initial Amount	Final Amount	Batch Number	Prepared or Analyzed	Analyst	Lab
Total/NA	Prep	PrecSep-21			991.81 mL	1.0 g	603679	03/15/23 09:21	DJP	EET SL
Total/NA	Analysis	9315		1			606323	04/06/23 07:46	FLC	EET SL
Instrument ID: GFPCPURPLE										

Lab Chronicle

Client: Southern Company
 Project/Site: CCR Plant Scherer - Ash Pond

Job ID: 680-231043-2

Client Sample ID: SCH-SGWC-7

Lab Sample ID: 680-231043-4

Date Collected: 02/22/23 15:30

Matrix: Water

Date Received: 02/24/23 09:30

Prep Type	Batch Type	Batch Method	Run	Dil Factor	Initial Amount	Final Amount	Batch Number	Prepared or Analyzed	Analyst	Lab
Total/NA	Prep	PrecSep_0			991.81 mL	1.0 g	603680	03/15/23 09:39	DJP	EET SL
Total/NA	Analysis	9320		1			605413	03/29/23 12:14	FLC	EET SL
Instrument ID: GFPCBLUE										
Total/NA	Analysis	Ra226_Ra228		1			606419	04/06/23 14:36	SCB	EET SL
Instrument ID: NOEQUIP										

Client Sample ID: SCH-SGWC-8

Lab Sample ID: 680-231043-5

Date Collected: 02/22/23 11:33

Matrix: Water

Date Received: 02/24/23 09:30

Prep Type	Batch Type	Batch Method	Run	Dil Factor	Initial Amount	Final Amount	Batch Number	Prepared or Analyzed	Analyst	Lab
Total/NA	Prep	PrecSep-21			1000.28 mL	1.0 g	603679	03/15/23 09:21	DJP	EET SL
Total/NA	Analysis	9315		1			606323	04/06/23 07:46	FLC	EET SL
Instrument ID: GFPCPURPLE										
Total/NA	Prep	PrecSep_0			1000.28 mL	1.0 g	603680	03/15/23 09:39	DJP	EET SL
Total/NA	Analysis	9320		1			605412	03/29/23 12:16	FLC	EET SL
Instrument ID: GFPCPURPLE										
Total/NA	Analysis	Ra226_Ra228		1			606419	04/06/23 14:36	SCB	EET SL
Instrument ID: NOEQUIP										

Client Sample ID: SCH-SGWC-9

Lab Sample ID: 680-231043-6

Date Collected: 02/22/23 09:45

Matrix: Water

Date Received: 02/24/23 09:30

Prep Type	Batch Type	Batch Method	Run	Dil Factor	Initial Amount	Final Amount	Batch Number	Prepared or Analyzed	Analyst	Lab
Total/NA	Prep	PrecSep-21			995.19 mL	1.0 g	603679	03/15/23 09:21	DJP	EET SL
Total/NA	Analysis	9315		1			606323	04/06/23 07:46	FLC	EET SL
Instrument ID: GFPCPURPLE										
Total/NA	Prep	PrecSep_0			995.19 mL	1.0 g	603680	03/15/23 09:39	DJP	EET SL
Total/NA	Analysis	9320		1			605412	03/29/23 12:16	FLC	EET SL
Instrument ID: GFPCPURPLE										
Total/NA	Analysis	Ra226_Ra228		1			606419	04/06/23 14:36	SCB	EET SL
Instrument ID: NOEQUIP										

Client Sample ID: SCH-SGWC-10

Lab Sample ID: 680-231043-7

Date Collected: 02/22/23 15:04

Matrix: Water

Date Received: 02/24/23 09:30

Prep Type	Batch Type	Batch Method	Run	Dil Factor	Initial Amount	Final Amount	Batch Number	Prepared or Analyzed	Analyst	Lab
Total/NA	Prep	PrecSep-21			991.37 mL	1.0 g	603679	03/15/23 09:21	DJP	EET SL
Total/NA	Analysis	9315		1			606323	04/06/23 07:47	FLC	EET SL
Instrument ID: GFPCPURPLE										
Total/NA	Prep	PrecSep_0			991.37 mL	1.0 g	603680	03/15/23 09:39	DJP	EET SL
Total/NA	Analysis	9320		1			605412	03/29/23 12:16	FLC	EET SL
Instrument ID: GFPCPURPLE										

Lab Chronicle

Client: Southern Company
 Project/Site: CCR Plant Scherer - Ash Pond

Job ID: 680-231043-2

Client Sample ID: SCH-SGWC-10

Lab Sample ID: 680-231043-7

Date Collected: 02/22/23 15:04

Matrix: Water

Date Received: 02/24/23 09:30

Prep Type	Batch Type	Batch Method	Run	Dil Factor	Initial Amount	Final Amount	Batch Number	Prepared or Analyzed	Analyst	Lab
Total/NA	Analysis	Ra226_Ra228		1			606419	04/06/23 14:36	SCB	EET SL

Client Sample ID: SCH-SGWC-11

Lab Sample ID: 680-231043-8

Date Collected: 02/22/23 14:30

Matrix: Water

Date Received: 02/24/23 09:30

Prep Type	Batch Type	Batch Method	Run	Dil Factor	Initial Amount	Final Amount	Batch Number	Prepared or Analyzed	Analyst	Lab
Total/NA	Prep	PrecSep-21			997.34 mL	1.0 g	603679	03/15/23 09:21	DJP	EET SL
Total/NA	Analysis	9315		1			606323	04/06/23 07:47	FLC	EET SL
Instrument ID: GFPCPURPLE										
Total/NA	Prep	PrecSep_0			997.34 mL	1.0 g	603680	03/15/23 09:39	DJP	EET SL
Total/NA	Analysis	9320		1			605414	03/29/23 11:51	FLC	EET SL
Instrument ID: GFPCORANGE										
Total/NA	Analysis	Ra226_Ra228		1			606419	04/06/23 14:36	SCB	EET SL
Instrument ID: NOEQUIP										

Client Sample ID: SCH-SGWC-17

Lab Sample ID: 680-231043-9

Date Collected: 02/22/23 14:21

Matrix: Water

Date Received: 02/24/23 09:30

Prep Type	Batch Type	Batch Method	Run	Dil Factor	Initial Amount	Final Amount	Batch Number	Prepared or Analyzed	Analyst	Lab
Total/NA	Prep	PrecSep-21			999.75 mL	1.0 g	603679	03/15/23 09:21	DJP	EET SL
Total/NA	Analysis	9315		1			606323	04/06/23 07:47	FLC	EET SL
Instrument ID: GFPCPURPLE										
Total/NA	Prep	PrecSep_0			999.75 mL	1.0 g	603680	03/15/23 09:39	DJP	EET SL
Total/NA	Analysis	9320		1			605414	03/29/23 11:51	FLC	EET SL
Instrument ID: GFPCORANGE										
Total/NA	Analysis	Ra226_Ra228		1			606419	04/06/23 14:36	SCB	EET SL
Instrument ID: NOEQUIP										

Client Sample ID: SCH-SGWC-18

Lab Sample ID: 680-231043-10

Date Collected: 02/22/23 11:48

Matrix: Water

Date Received: 02/24/23 09:30

Prep Type	Batch Type	Batch Method	Run	Dil Factor	Initial Amount	Final Amount	Batch Number	Prepared or Analyzed	Analyst	Lab
Total/NA	Prep	PrecSep-21			990.48 mL	1.0 g	603679	03/15/23 09:21	DJP	EET SL
Total/NA	Analysis	9315		1			606323	04/06/23 07:47	FLC	EET SL
Instrument ID: GFPCPURPLE										
Total/NA	Prep	PrecSep_0			990.48 mL	1.0 g	603680	03/15/23 09:39	DJP	EET SL
Total/NA	Analysis	9320		1			605414	03/29/23 11:52	FLC	EET SL
Instrument ID: GFPCORANGE										
Total/NA	Analysis	Ra226_Ra228		1			606419	04/06/23 14:36	SCB	EET SL
Instrument ID: NOEQUIP										

Lab Chronicle

Client: Southern Company
 Project/Site: CCR Plant Scherer - Ash Pond

Job ID: 680-231043-2

Client Sample ID: SCH-SGWC-19

Lab Sample ID: 680-231043-11

Date Collected: 02/22/23 12:07

Matrix: Water

Date Received: 02/24/23 09:30

Prep Type	Batch Type	Batch Method	Run	Dil Factor	Initial Amount	Final Amount	Batch Number	Prepared or Analyzed	Analyst	Lab
Total/NA	Prep	PrecSep-21			997.09 mL	1.0 g	603679	03/15/23 09:21	DJP	EET SL
Total/NA	Analysis	9315		1			606323	04/06/23 07:47	FLC	EET SL
Instrument ID: GFPCPURPLE										
Total/NA	Prep	PrecSep_0			997.09 mL	1.0 g	603680	03/15/23 09:39	DJP	EET SL
Total/NA	Analysis	9320		1			605414	03/29/23 11:52	FLC	EET SL
Instrument ID: GFPCORANGE										
Total/NA	Analysis	Ra226_Ra228		1			606419	04/06/23 14:36	SCB	EET SL
Instrument ID: NOEQUIP										

Client Sample ID: SCH-SGWC-20

Lab Sample ID: 680-231043-12

Date Collected: 02/22/23 10:13

Matrix: Water

Date Received: 02/24/23 09:30

Prep Type	Batch Type	Batch Method	Run	Dil Factor	Initial Amount	Final Amount	Batch Number	Prepared or Analyzed	Analyst	Lab
Total/NA	Prep	PrecSep-21			1001.32 mL	1.0 g	603679	03/15/23 09:21	DJP	EET SL
Total/NA	Analysis	9315		1			606320	04/06/23 07:33	FLC	EET SL
Instrument ID: GFPCRED										
Total/NA	Prep	PrecSep_0			1001.32 mL	1.0 g	603680	03/15/23 09:39	DJP	EET SL
Total/NA	Analysis	9320		1			605414	03/29/23 11:52	FLC	EET SL
Instrument ID: GFPCORANGE										
Total/NA	Analysis	Ra226_Ra228		1			606419	04/06/23 14:36	SCB	EET SL
Instrument ID: NOEQUIP										

Client Sample ID: SCH-AP1-FD-1

Lab Sample ID: 680-231043-13

Date Collected: 02/22/23 00:00

Matrix: Water

Date Received: 02/24/23 09:30

Prep Type	Batch Type	Batch Method	Run	Dil Factor	Initial Amount	Final Amount	Batch Number	Prepared or Analyzed	Analyst	Lab
Total/NA	Prep	PrecSep-21			1006.08 mL	1.0 g	603679	03/15/23 09:21	DJP	EET SL
Total/NA	Analysis	9315		1			606320	04/06/23 07:35	FLC	EET SL
Instrument ID: GFPCRED										
Total/NA	Prep	PrecSep_0			1006.08 mL	1.0 g	603680	03/15/23 09:39	DJP	EET SL
Total/NA	Analysis	9320		1			605414	03/29/23 11:52	FLC	EET SL
Instrument ID: GFPCORANGE										
Total/NA	Analysis	Ra226_Ra228		1			606419	04/06/23 14:36	SCB	EET SL
Instrument ID: NOEQUIP										

Client Sample ID: SCH-AP1-FD-2

Lab Sample ID: 680-231043-14

Date Collected: 02/22/23 00:00

Matrix: Water

Date Received: 02/24/23 09:30

Prep Type	Batch Type	Batch Method	Run	Dil Factor	Initial Amount	Final Amount	Batch Number	Prepared or Analyzed	Analyst	Lab
Total/NA	Prep	PrecSep-21			1002.25 mL	1.0 g	603679	03/15/23 09:21	DJP	EET SL
Total/NA	Analysis	9315		1			606320	04/06/23 07:38	FLC	EET SL
Instrument ID: GFPCRED										

Lab Chronicle

Client: Southern Company
Project/Site: CCR Plant Scherer - Ash Pond

Job ID: 680-231043-2

Client Sample ID: SCH-AP1-FD-2

Lab Sample ID: 680-231043-14

Date Collected: 02/22/23 00:00

Matrix: Water

Date Received: 02/24/23 09:30

Prep Type	Batch Type	Batch Method	Run	Dil Factor	Initial Amount	Final Amount	Batch Number	Prepared or Analyzed	Analyst	Lab
Total/NA	Prep	PrecSep_0			1002.25 mL	1.0 g	603680	03/15/23 09:39	DJP	EET SL
Total/NA	Analysis	9320		1			605414	03/29/23 11:52	FLC	EET SL
Instrument ID: GFPCORANGE										
Total/NA	Analysis	Ra226_Ra228		1			606419	04/06/23 14:36	SCB	EET SL
Instrument ID: NOEQUIP										

Laboratory References:

EET SL = Eurofins St. Louis, 13715 Rider Trail North, Earth City, MO 63045, TEL (314)298-8566



Accreditation/Certification Summary

Client: Southern Company
 Project/Site: CCR Plant Scherer - Ash Pond

Job ID: 680-231043-2

Laboratory: Eurofins St. Louis

All accreditations/certifications held by this laboratory are listed. Not all accreditations/certifications are applicable to this report.

Authority	Program	Identification Number	Expiration Date
Alaska (UST)	State	20-001	05-06-25
ANAB	Dept. of Defense ELAP	L2305	04-06-25
ANAB	Dept. of Energy	L2305.01	04-06-25
ANAB	ISO/IEC 17025	L2305	04-06-25
Arizona	State	AZ0813	12-08-23
California	Los Angeles County Sanitation Districts	10259	06-30-22 *
California	State	2886	06-30-23
Florida	NELAP	E87689	06-30-23
HI - RadChem Recognition	State	n/a	06-30-23
Illinois	NELAP	200023	11-30-23
Iowa	State	373	12-01-24
Kansas	NELAP	E-10236	10-31-23
Kentucky (DW)	State	KY90125	12-31-23
Kentucky (WW)	State	KY90125 (Permit KY0004049)	12-31-23
Louisiana (All)	NELAP	04080	06-30-23
Louisiana (DW)	State	LA011	12-31-23
Maryland	State	310	09-30-23
MI - RadChem Recognition	State	9005	06-30-23
Missouri	State	780	06-30-25
Nevada	State	MO000542020-1	07-31-23
New Jersey	NELAP	MO002	06-30-23
New York	NELAP	11616	03-31-24
North Carolina (DW)	State	29700	07-31-23
North Dakota	State	R-207	06-30-23
Oklahoma	NELAP	9997	08-31-23
Oregon	NELAP	4157	09-01-23
Pennsylvania	NELAP	68-00540	02-28-24
South Carolina	State	85002001	06-30-23
Texas	NELAP	T104704193	07-31-23
US Fish & Wildlife	US Federal Programs	058448	07-31-23
USDA	US Federal Programs	P330-17-00028	06-11-23
Utah	NELAP	MO000542021-14	07-31-23
Virginia	NELAP	10310	06-14-23
Washington	State	C592	08-30-23
West Virginia DEP	State	381	10-31-23

* Accreditation/Certification renewal pending - accreditation/certification considered valid.

Method Summary

Client: Southern Company
Project/Site: CCR Plant Scherer - Ash Pond

Job ID: 680-231043-2

Method	Method Description	Protocol	Laboratory
9315	Radium-226 (GFPC)	SW846	EET SL
9320	Radium-228 (GFPC)	SW846	EET SL
Ra226_Ra228	Combined Radium-226 and Radium-228	TAL-STL	EET SL
PrecSep_0	Preparation, Precipitate Separation	None	EET SL
PrecSep-21	Preparation, Precipitate Separation (21-Day In-Growth)	None	EET SL

Protocol References:

None = None

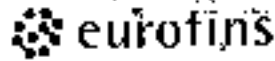
SW846 = "Test Methods For Evaluating Solid Waste, Physical/Chemical Methods", Third Edition, November 1986 And Its Updates.

TAL-STL = TestAmerica Laboratories, St. Louis, Facility Standard Operating Procedure.

Laboratory References:

EET SL = Eurofins St. Louis, 13715 Rider Trail North, Earth City, MO 63045, TEL (314)298-8566





Environment Testing-
TestAmerica

ORIGEN (311) (001) 866-0401
GEORGE TAYLOR
EUROFINS ATLANTA SC
6215 AGENCY PARKWAY NW
SUITE 900
MARIETTA, GA 30067
UNITED STATES US

SHIP DATE: 23FEB03
AMOUNT: \$5.00 LY PMS
CART: 659116/CAFEVILLE

NO. RECEIPT

TO **SAMPLE RECEIVING**
EUROFINS TESTAMERICA PITTSBURGH
301 ALPHA DR.
RIDGE PARK
PITTSBURGH PA 15238

(412) 966-7058

REF:



INTEGRATED EXP. 02 2003



FedEx
Express



1 of 3

TRK# 6072 5516 9307
MASTER

FRI - 24 FEB 10:30A
PRIORITY OVERNIGHT

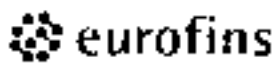
NX AGCA

15238
PA-U6 PIT

Uncorrected temp 22.5 °C
Thermometer ID 18
CF 0.1 Initials SL



198
197
10:30
0318
02.24



Environment Testing
TestAmerica

PA 15238-0000 01/15/12 11:22 #

UNION DE LYON (0000) 000-0000
RECHER TAYLOR
EUROFINS ATLANTA OF
6215 REBECCY PARKWAY NW
SUITE 800
MORCROSS, GA 30071
UNITED STATES US

SHIP DATE: 02/24/12
ACTIVITY: 03/01/12
DATE: 03/01/12 09:00 AM

BILL RECIPIENT

SAMPLE RECIEVING
EUROFINS TESTAMERICA PITTSBURGH
301 ALPHA DR.
RIDG PARK
PITTSBURGH PA 15238

(415) 563-7066

1415 563-7066

Uncorrected temp 2.3 °C
Thermometer ID 16
CF 0.1 Initials SL

FedEx
Express



2 of 3

MPS# 6072 5516 9318


Matr# 8072 5516 9307

FRI - 24 FEB 10:30A
PRIORITY OVERNIGHT

NX AGCA

15238

PA- US PIT



- 1
- 2
- 3
- 4
- 5
- 6
- 7
- 8
- 9
- 10
- 11
- 12
- 13

FZ 197

10:30

9329
02.24



Environment Testing
TestAmerica

Pat # 150469-434 NTW EXP 11/23

ORIGIN ID:LIYA (678) 966-9991
GEORGE TAYLOR
EUROFINS ATLANTA SC
6215 REGENCY PARKWAY NW
SUITE 900
NORCROSS, GA 30071
UNITED STATES US

SHIP DATE: 23FEB23
ACTWGT: 55.00 LB MAN
CAD: 859116/CAFE3616

BILL RECIPIENT

TO **SAMPLE RECIEVING**
EUROFINS TESTAMERICA PITTSBURGH
301 ALPHA DR.
RIDC PARK
PITTSBURGH PA 15238

(412) 963-7068

REF:

DEPT:

Uncorrected temp 3.7 °C
Thermometer ID 16
CF 01 Initials SC
PT-WI-SR-001 effective 11/8/18

FedEx
Express



12220202052501 BY


3 of 3,
MPS# 0263 6072 5516 9329
Mstr# 6072 5516 9307

FRI - 24 FEB 10:30A
PRIORITY OVERNIGHT

NX AGCA

0201

15238
PA-US PIT





TestAmerica Pittsburgh
301 Alpha Drive
RDC Park
Pittsburgh, PA 15238-2907
phone 412 963 7058 fax 412 963 2468

Chain of Custody Record

TestAmerica
THE LEADER IN ENVIRONMENTAL TESTING

TestAmerica Laboratories, Inc.

Regulatory Program: DW NPDES RCRA Other

Project Manager: Dawn Prell
Tel/Fax: 248-636-5445

Analysis Turnaround Time
 CALENDAR DAYS WORKING DAYS
TAT if different from Below ___ 3-5 days ___
 2 weeks
 1 week
 2 days
 1 day

Client Contact
Joju Abraham
Southern Company
241 Ralph McGill Blvd SE B10185
Atlanta, GA 30308
JAbraham@southernco.com
Project Name: CCR - Plant Scherer Ash Pond
Site Georgia
Project #: 68027798

Site Contact: Dawn Prell
Lab Contact: David Fuller

Date: 02/23/23
COC No: 1 of 1 COCs

Sampler: *Chlorine Cook*

For Lab Use Only:
Walk-in Client
Lab Sampling

Job /SDG No

Radium To ST Lows
Sample Specific Notes

Sample ID	Sample Date	Sample Time	Sample Type (G-Comp, G-Grab)	Matrix	# of Cont.	App III metals: B, Ca	App IV metals: Sb, As, Ba, Be, Cd, Cr, Co, Pb, Li, Hg, Mo, Se, Ti	Radium 226 + 228	Mg, Na, K, Mn	Sulfide	HCO ₃ , CO ₃ Alkalinity	Cl, F, SO ₄ , TDS	Fe total, Fe ₂ , Fe ₃
SCH-SGWA-2	2/22/2023	9:45	G	WG	10	X	X	X	X	X	X	X	X
SCH-SGWA-4	2/22/2023	11:30	G	WG	8	X	X	X	X	X	X	X	X
SCH-SGWC-6	2/22/2023	13:20	G	WG	8	X	X	X	X	X	X	X	X
SCH-SGWC-7	2/22/2023	15:30	G	WG	8	X	X	X	X	X	X	X	X
SCH-SGWC-8	2/22/2023	11:33	G	WG	8	X	X	X	X	X	X	X	X
SCH-SGWC-9	2/22/2023	9:45	G	WG	8	X	X	X	X	X	X	X	X
SCH-SGWC-10	2/22/2023	15:04	G	WG	8	X	X	X	X	X	X	X	X
SCH-SGWC-11	2/22/2023	14:30	G	WG	8	X	X	X	X	X	X	X	X
SCH-SGWC-17	2/22/2023	14:21	G	WG	8	X	X	X	X	X	X	X	X
SCH-SGWC-18	2/22/2023	11:48	G	WG	8	X	X	X	X	X	X	X	X
SCH-SGWC-19	2/22/2023	12:07	G	WG	8	X	X	X	X	X	X	X	X
SCH-SGWC-20	02/22/2023	10:13	G	WG	8	X	X	X	X	X	X	X	X
SCH-AP1-FD-1	2/22/2023	-	G	WG	8	X	X	X	X	X	X	X	X
SCH-AP1-FD-2	2/22/2023	-	G	WG	8	X	X	X	X	X	X	X	X

Preservation Used: 1=Ice, 2=HCl, 3=H2SO4, 4=HNO3, 5=NaOH, 6=Other

Possible Hazard Identification: Are any samples from a listed EPA Hazardous Waste? Please List any EPA Waste Codes for the sample in the Comments Section if the lab is to dispose of the sample
 Non-Hazard Flammable Skin Irritant Unknown

Special Instructions/QC Requirements & Comments: SCH-CCR-ASSMIT-2023S1

Return to Client Disposal by Lab Archive for: _____ Months

Sample Disposal (A fee may be assessed if samples are retained longer than 1 month)

Relinquished by: *Joju Abraham* Date/Time: 02/23/23
 Relinquished by: *Chlorine Cook* Date/Time: 02/23/23
 Relinquished by: *Chlorine Cook* Date/Time: 02/23/23

Company: *WSP* Date/Time: 02/23/23
 Company: *Chlorine Cook* Date/Time: 02/23/23
 Company: *Chlorine Cook* Date/Time: 02/23/23

Received in Laboratory: *Chlorine Cook* Date/Time: 02/23/23
 Received in Laboratory: *Chlorine Cook* Date/Time: 02/23/23
 Received in Laboratory: *Chlorine Cook* Date/Time: 02/23/23

Therm ID No: _____ Cooler Temp (°C) Obs'd: _____

DP:20

Form No. CA-C-WI-002, Rev. 4.20, dated 2/28/2019



Login Sample Receipt Checklist

Client: Southern Company

Job Number: 680-231043-2

Login Number: 231043

List Number: 2

Creator: Worthington, Sierra M

List Source: Eurofins St. Louis

List Creation: 03/01/23 01:25 PM

Question	Answer	Comment
Radioactivity wasn't checked or is <=/ background as measured by a survey meter.	True	
The cooler's custody seal, if present, is intact.	True	
Sample custody seals, if present, are intact.	True	
The cooler or samples do not appear to have been compromised or tampered with.	True	
Samples were received on ice.	True	
Cooler Temperature is acceptable.	True	
Cooler Temperature is recorded.	True	
COC is present.	True	
COC is filled out in ink and legible.	True	
COC is filled out with all pertinent information.	True	
Is the Field Sampler's name present on COC?	True	
There are no discrepancies between the containers received and the COC.	True	
Samples are received within Holding Time (excluding tests with immediate HTs)	True	
Sample containers have legible labels.	True	
Containers are not broken or leaking.	True	
Sample collection date/times are provided.	True	
Appropriate sample containers are used.	True	
Sample bottles are completely filled.	True	
Sample Preservation Verified.	True	
There is sufficient vol. for all requested analyses, incl. any requested MS/MSDs	True	
Containers requiring zero headspace have no headspace or bubble is <6mm (1/4").	True	
Multiphasic samples are not present.	True	
Samples do not require splitting or compositing.	True	
Residual Chlorine Checked.	N/A	





ANALYTICAL REPORT

PREPARED FOR

Attn: Joju Abraham
Southern Company
241 Ralph McGill Blvd SE
B10185
Atlanta, Georgia 30308

Generated 1/8/2024 2:01:14 PM Revision 2

JOB DESCRIPTION

CCR Plant Scherer - Ash Pond

JOB NUMBER

680-231076-2

Eurofins Savannah

Job Notes

The test results in this report meet NELAP requirements for parameters for which accreditation is required or available. Any exceptions to the NELAP requirements are noted. Results pertain only to samples listed in this report. This report may not be reproduced, except in full, without the written approval of the laboratory. Questions should be directed to the person who signed this report.

The test results in this report relate only to the samples as received by the laboratory and will meet all requirements of the methodology, with any exceptions noted. This report shall not be reproduced except in full, without the express written approval of the laboratory. All questions should be directed to the Eurofins Environment Testing Southeast, LLC Project Manager.

Authorization



Authorized for release by
David Fuller, Project Manager
David.Fuller@et.eurofinsus.com
(770)344-8986

Generated
1/8/2024 2:01:14 PM
Revision 2

Definitions/Glossary

Client: Southern Company
Project/Site: CCR Plant Scherer - Ash Pond

Job ID: 680-231076-2

Qualifiers

Rad

Qualifier	Qualifier Description
U	Result is less than the sample detection limit.

Glossary

Abbreviation	These commonly used abbreviations may or may not be present in this report.
α	Listed under the "D" column to designate that the result is reported on a dry weight basis
%R	Percent Recovery
CFL	Contains Free Liquid
CFU	Colony Forming Unit
CNF	Contains No Free Liquid
DER	Duplicate Error Ratio (normalized absolute difference)
Dil Fac	Dilution Factor
DL	Detection Limit (DoD/DOE)
DL, RA, RE, IN	Indicates a Dilution, Re-analysis, Re-extraction, or additional Initial metals/anion analysis of the sample
DLC	Decision Level Concentration (Radiochemistry)
EDL	Estimated Detection Limit (Dioxin)
LOD	Limit of Detection (DoD/DOE)
LOQ	Limit of Quantitation (DoD/DOE)
MCL	EPA recommended "Maximum Contaminant Level"
MDA	Minimum Detectable Activity (Radiochemistry)
MDC	Minimum Detectable Concentration (Radiochemistry)
MDL	Method Detection Limit
ML	Minimum Level (Dioxin)
MPN	Most Probable Number
MQL	Method Quantitation Limit
NC	Not Calculated
ND	Not Detected at the reporting limit (or MDL or EDL if shown)
NEG	Negative / Absent
POS	Positive / Present
PQL	Practical Quantitation Limit
PRES	Presumptive
QC	Quality Control
RER	Relative Error Ratio (Radiochemistry)
RL	Reporting Limit or Requested Limit (Radiochemistry)
RPD	Relative Percent Difference, a measure of the relative difference between two points
TEF	Toxicity Equivalent Factor (Dioxin)
TEQ	Toxicity Equivalent Quotient (Dioxin)
TNTC	Too Numerous To Count

Sample Summary

Client: Southern Company
Project/Site: CCR Plant Scherer - Ash Pond

Job ID: 680-231076-2

Lab Sample ID	Client Sample ID	Matrix	Collected	Received
680-231076-1	SCH-SGWC-12	Water	02/23/23 10:35	02/25/23 09:00
680-231076-2	SCH-SGWC-13	Water	02/23/23 13:10	02/25/23 09:00
680-231076-3	SCH-SGWC-14	Water	02/23/23 10:53	02/25/23 09:00
680-231076-4	SCH-SGWC-15	Water	02/23/23 13:08	02/25/23 09:00
680-231076-5	SCH-SGWC-16	Water	02/23/23 15:24	02/25/23 09:00
680-231076-6	SCH-SGWC-21	Water	02/23/23 09:00	02/25/23 09:00
680-231076-7	SCH-SGWC-22	Water	02/23/23 12:37	02/25/23 09:00
680-231076-8	SCH-SGWC-23	Water	02/23/23 10:47	02/25/23 09:00
680-231076-9	SCH-SGWA-24	Water	02/23/23 11:10	02/25/23 09:00
680-231076-10	SCH-SGWA-25	Water	02/23/23 09:35	02/25/23 09:00
680-231076-11	SCH-AP1-FB-2	Water	02/23/23 12:45	02/25/23 09:00
680-231076-12	SCH-AP1-EB-2	Water	02/23/23 16:25	02/25/23 09:00

- 1
- 2
- 3
- 4
- 5
- 6
- 7
- 8
- 9
- 10
- 11
- 12
- 13

Case Narrative

Client: Southern Company
Project: CCR Plant Scherer - Ash Pond

Job ID: 680-231076-2

Job ID: 680-231076-2

Eurofins Savannah

Job Narrative 680-231076-2

Revision 2

The report being provided is a revision of the original report sent on 4/10/2023. The report (revision 2) is being revised in order to correct sample ID references in this Job Narrative for the sample IDs that changed.

Report revision history

Revision 1 - 1/8/2024 - Reason - in order to correct the Client Sample IDs of SCH-SGWC-24 & SCH-SGWC-25 to SCH-SGWA-24 & SCH-SGWA-25.

Receipt

The samples were received on 2/25/2023 9:00 AM. Unless otherwise noted below, the samples arrived in good condition, and, where required, properly preserved and on ice. The temperatures of the 3 coolers at receipt time were 1.5°C, 2.0°C and 3.4°C

Gas Flow Proportional Counter

Method 9315_Ra226: Radium-226 Prep Batch 160-603681 Insufficient sample volume was available to perform a sample duplicate for the following samples: SCH-SGWC-12 (680-231076-1), SCH-SGWC-13 (680-231076-2), SCH-SGWC-14 (680-231076-3), SCH-SGWC-15 (680-231076-4), SCH-SGWC-16 (680-231076-5), SCH-SGWC-21 (680-231076-6), SCH-SGWC-22 (680-231076-7), SCH-SGWC-23 (680-231076-8), SCH-SGWA-24 (680-231076-9), SCH-SGWA-25 (680-231076-10), SCH-AP1-FB-2 (680-231076-11) and SCH-AP1-EB-2 (680-231076-12). A laboratory control sample/ laboratory control sample duplicate (LCS/LCSD) were prepared instead to demonstrate batch precision.

Method 9315_Ra226: Radium-226 batch 603681 Any minimum detectable concentration (MDC), critical value (DLC), or Safe Drinking Water Act detection limit (SDWA DL) is sample-specific unless otherwise stated elsewhere in this narrative. Radiochemistry sample results are reported with the count date/time applied as the Activity Reference Date. SCH-SGWC-12 (680-231076-1), SCH-SGWC-13 (680-231076-2), SCH-SGWC-14 (680-231076-3), SCH-SGWC-15 (680-231076-4), SCH-SGWC-16 (680-231076-5), SCH-SGWC-21 (680-231076-6), SCH-SGWC-22 (680-231076-7), SCH-SGWC-23 (680-231076-8), SCH-SGWA-24 (680-231076-9), SCH-SGWA-25 (680-231076-10), SCH-AP1-FB-2 (680-231076-11), SCH-AP1-EB-2 (680-231076-12), (LCS 160-603681/2-A), (LCSD 160-603681/3-A) and (MB 160-603681/1-A)

Method 9320_Ra228: Radium-228 Prep Batch 160-603684 Insufficient sample volume was available to perform a sample duplicate for the following samples: SCH-SGWC-12 (680-231076-1), SCH-SGWC-13 (680-231076-2), SCH-SGWC-14 (680-231076-3), SCH-SGWC-15 (680-231076-4), SCH-SGWC-16 (680-231076-5), SCH-SGWC-21 (680-231076-6), SCH-SGWC-22 (680-231076-7), SCH-SGWC-23 (680-231076-8), SCH-SGWA-24 (680-231076-9), SCH-SGWA-25 (680-231076-10), SCH-AP1-FB-2 (680-231076-11) and SCH-AP1-EB-2 (680-231076-12). A laboratory control sample/ laboratory control sample duplicate (LCS/LCSD) were prepared instead to demonstrate batch precision.

Method 9320_Ra228: Radium-228 batch 603684 The LCS recovered at (126%). The limits in our LIMS system at 75-125 reflect the requirements of a regulatory agency that represents a large amount of our work. However the samples associated with this LCS are not from this agency and are therefore held to our in-house statistical limits of (62-148%) per method requirements. The LCS passes, no further action is required (LCS 160-603684/2-A)

Method 9320_Ra228: Radium-228 batch 603684 Any minimum detectable concentration (MDC), critical value (DLC), or Safe Drinking Water Act detection limit (SDWA DL) is sample-specific unless otherwise stated elsewhere in this narrative. Radiochemistry sample results are reported with the count date/time applied as the Activity Reference Date. SCH-SGWC-12 (680-231076-1), SCH-SGWC-13 (680-231076-2), SCH-SGWC-14 (680-231076-3), SCH-SGWC-15 (680-231076-4), SCH-SGWC-16 (680-231076-5), SCH-SGWC-21 (680-231076-6), SCH-SGWC-22 (680-231076-7), SCH-SGWC-23 (680-231076-8), SCH-SGWA-24 (680-231076-9), SCH-SGWA-25 (680-231076-10), SCH-AP1-FB-2 (680-231076-11), SCH-AP1-EB-2 (680-231076-12), (LCS 160-603684/2-A), (LCSD 160-603684/3-A) and (MB 160-603684/1-A)

No additional analytical or quality issues were noted, other than those described above or in the Definitions/ Glossary page.

Rad

No additional analytical or quality issues were noted, other than those described above or in the Definitions/ Glossary page.

Eurofins Savannah

Client Sample Results

Client: Southern Company
Project/Site: CCR Plant Scherer - Ash Pond

Job ID: 680-231076-2

Client Sample ID: SCH-SGWC-12

Lab Sample ID: 680-231076-1

Date Collected: 02/23/23 10:35

Matrix: Water

Date Received: 02/25/23 09:00

Method: SW846 9315 - Radium-226 (GFPC)

Analyte	Result	Qualifier	Count Uncert. (2σ+/-)	Total Uncert. (2σ+/-)	RL	MDC	Unit	Prepared	Analyzed	Dil Fac
Radium-226	0.0578	U	0.0724	0.0726	1.00	0.120	pCi/L	03/15/23 09:46	04/06/23 15:36	1
Carrier	%Yield	Qualifier	Limits					Prepared	Analyzed	Dil Fac
Ba Carrier	88.1		30 - 110					03/15/23 09:46	04/06/23 15:36	1

Method: SW846 9320 - Radium-228 (GFPC)

Analyte	Result	Qualifier	Count Uncert. (2σ+/-)	Total Uncert. (2σ+/-)	RL	MDC	Unit	Prepared	Analyzed	Dil Fac
Radium-228	0.726		0.439	0.444	1.00	0.650	pCi/L	03/15/23 10:00	03/30/23 12:17	1
Carrier	%Yield	Qualifier	Limits					Prepared	Analyzed	Dil Fac
Ba Carrier	88.1		30 - 110					03/15/23 10:00	03/30/23 12:17	1
Y Carrier	81.1		30 - 110					03/15/23 10:00	03/30/23 12:17	1

Method: TAL-STL Ra226_Ra228 - Combined Radium-226 and Radium-228

Analyte	Result	Qualifier	Count Uncert. (2σ+/-)	Total Uncert. (2σ+/-)	RL	MDC	Unit	Prepared	Analyzed	Dil Fac
Combined Radium 226 + 228	0.784		0.445	0.450	5.00	0.650	pCi/L		04/07/23 17:18	1

Client Sample ID: SCH-SGWC-13

Lab Sample ID: 680-231076-2

Date Collected: 02/23/23 13:10

Matrix: Water

Date Received: 02/25/23 09:00

Method: SW846 9315 - Radium-226 (GFPC)

Analyte	Result	Qualifier	Count Uncert. (2σ+/-)	Total Uncert. (2σ+/-)	RL	MDC	Unit	Prepared	Analyzed	Dil Fac
Radium-226	0.00776	U	0.0607	0.0607	1.00	0.120	pCi/L	03/15/23 09:46	04/06/23 15:36	1
Carrier	%Yield	Qualifier	Limits					Prepared	Analyzed	Dil Fac
Ba Carrier	91.0		30 - 110					03/15/23 09:46	04/06/23 15:36	1

Method: SW846 9320 - Radium-228 (GFPC)

Analyte	Result	Qualifier	Count Uncert. (2σ+/-)	Total Uncert. (2σ+/-)	RL	MDC	Unit	Prepared	Analyzed	Dil Fac
Radium-228	0.498	U	0.435	0.438	1.00	0.693	pCi/L	03/15/23 10:00	03/30/23 12:17	1
Carrier	%Yield	Qualifier	Limits					Prepared	Analyzed	Dil Fac
Ba Carrier	91.0		30 - 110					03/15/23 10:00	03/30/23 12:17	1
Y Carrier	81.5		30 - 110					03/15/23 10:00	03/30/23 12:17	1

Eurofins Savannah

Client Sample Results

Client: Southern Company
Project/Site: CCR Plant Scherer - Ash Pond

Job ID: 680-231076-2

Client Sample ID: SCH-SGWC-13

Lab Sample ID: 680-231076-2

Date Collected: 02/23/23 13:10

Matrix: Water

Date Received: 02/25/23 09:00

Method: TAL-STL Ra226_Ra228 - Combined Radium-226 and Radium-228

Analyte	Result	Qualifier	Count Uncert. (2σ+/-)	Total Uncert. (2σ+/-)	RL	MDC	Unit	Prepared	Analyzed	Dil Fac
Combined Radium 226 + 228	0.506	U	0.439	0.442	5.00	0.693	pCi/L		04/07/23 17:18	1

Client Sample ID: SCH-SGWC-14

Lab Sample ID: 680-231076-3

Date Collected: 02/23/23 10:53

Matrix: Water

Date Received: 02/25/23 09:00

Method: SW846 9315 - Radium-226 (GFPC)

Analyte	Result	Qualifier	Count Uncert. (2σ+/-)	Total Uncert. (2σ+/-)	RL	MDC	Unit	Prepared	Analyzed	Dil Fac
Radium-226	-0.0116	U	0.0689	0.0689	1.00	0.141	pCi/L	03/15/23 09:46	04/06/23 15:37	1
Carrier	%Yield	Qualifier	Limits					Prepared	Analyzed	Dil Fac
Ba Carrier	92.4		30 - 110					03/15/23 09:46	04/06/23 15:37	1

Method: SW846 9320 - Radium-228 (GFPC)

Analyte	Result	Qualifier	Count Uncert. (2σ+/-)	Total Uncert. (2σ+/-)	RL	MDC	Unit	Prepared	Analyzed	Dil Fac
Radium-228	0.0522	U	0.296	0.296	1.00	0.538	pCi/L	03/15/23 10:00	03/30/23 12:19	1
Carrier	%Yield	Qualifier	Limits					Prepared	Analyzed	Dil Fac
Ba Carrier	92.4		30 - 110					03/15/23 10:00	03/30/23 12:19	1
Y Carrier	85.6		30 - 110					03/15/23 10:00	03/30/23 12:19	1

Method: TAL-STL Ra226_Ra228 - Combined Radium-226 and Radium-228

Analyte	Result	Qualifier	Count Uncert. (2σ+/-)	Total Uncert. (2σ+/-)	RL	MDC	Unit	Prepared	Analyzed	Dil Fac
Combined Radium 226 + 228	0.0406	U	0.304	0.304	5.00	0.538	pCi/L		04/07/23 17:18	1

Client Sample ID: SCH-SGWC-15

Lab Sample ID: 680-231076-4

Date Collected: 02/23/23 13:08

Matrix: Water

Date Received: 02/25/23 09:00

Method: SW846 9315 - Radium-226 (GFPC)

Analyte	Result	Qualifier	Count Uncert. (2σ+/-)	Total Uncert. (2σ+/-)	RL	MDC	Unit	Prepared	Analyzed	Dil Fac
Radium-226	-0.0177	U	0.0539	0.0539	1.00	0.120	pCi/L	03/15/23 09:46	04/06/23 15:37	1
Carrier	%Yield	Qualifier	Limits					Prepared	Analyzed	Dil Fac
Ba Carrier	94.1		30 - 110					03/15/23 09:46	04/06/23 15:37	1

Client Sample Results

Client: Southern Company
 Project/Site: CCR Plant Scherer - Ash Pond

Job ID: 680-231076-2

Client Sample ID: SCH-SGWC-15

Lab Sample ID: 680-231076-4

Date Collected: 02/23/23 13:08

Matrix: Water

Date Received: 02/25/23 09:00

Method: SW846 9320 - Radium-228 (GFPC)

Analyte	Result	Qualifier	Count Uncert. (2σ+/-)	Total Uncert. (2σ+/-)	RL	MDC	Unit	Prepared	Analyzed	Dil Fac
Radium-228	0.0842	U	0.289	0.289	1.00	0.519	pCi/L	03/15/23 10:00	03/30/23 12:19	1
Carrier	%Yield	Qualifier	Limits					Prepared	Analyzed	Dil Fac
Ba Carrier	94.1		30 - 110					03/15/23 10:00	03/30/23 12:19	1
Y Carrier	82.2		30 - 110					03/15/23 10:00	03/30/23 12:19	1

Method: TAL-STL Ra226_Ra228 - Combined Radium-226 and Radium-228

Analyte	Result	Qualifier	Count Uncert. (2σ+/-)	Total Uncert. (2σ+/-)	RL	MDC	Unit	Prepared	Analyzed	Dil Fac
Combined Radium 226 + 228	0.0665	U	0.294	0.294	5.00	0.519	pCi/L		04/07/23 17:18	1

Client Sample ID: SCH-SGWC-16

Lab Sample ID: 680-231076-5

Date Collected: 02/23/23 15:24

Matrix: Water

Date Received: 02/25/23 09:00

Method: SW846 9315 - Radium-226 (GFPC)

Analyte	Result	Qualifier	Count Uncert. (2σ+/-)	Total Uncert. (2σ+/-)	RL	MDC	Unit	Prepared	Analyzed	Dil Fac
Radium-226	-0.0186	U	0.0568	0.0568	1.00	0.125	pCi/L	03/15/23 09:46	04/06/23 15:37	1
Carrier	%Yield	Qualifier	Limits					Prepared	Analyzed	Dil Fac
Ba Carrier	91.2		30 - 110					03/15/23 09:46	04/06/23 15:37	1

Method: SW846 9320 - Radium-228 (GFPC)

Analyte	Result	Qualifier	Count Uncert. (2σ+/-)	Total Uncert. (2σ+/-)	RL	MDC	Unit	Prepared	Analyzed	Dil Fac
Radium-228	0.202	U	0.295	0.296	1.00	0.500	pCi/L	03/15/23 10:00	03/30/23 12:19	1
Carrier	%Yield	Qualifier	Limits					Prepared	Analyzed	Dil Fac
Ba Carrier	91.2		30 - 110					03/15/23 10:00	03/30/23 12:19	1
Y Carrier	84.5		30 - 110					03/15/23 10:00	03/30/23 12:19	1

Method: TAL-STL Ra226_Ra228 - Combined Radium-226 and Radium-228

Analyte	Result	Qualifier	Count Uncert. (2σ+/-)	Total Uncert. (2σ+/-)	RL	MDC	Unit	Prepared	Analyzed	Dil Fac
Combined Radium 226 + 228	0.183	U	0.300	0.301	5.00	0.500	pCi/L		04/07/23 17:18	1

Client Sample Results

Client: Southern Company
Project/Site: CCR Plant Scherer - Ash Pond

Job ID: 680-231076-2

Client Sample ID: SCH-SGWC-21

Lab Sample ID: 680-231076-6

Date Collected: 02/23/23 09:00

Matrix: Water

Date Received: 02/25/23 09:00

Method: SW846 9315 - Radium-226 (GFPC)

Analyte	Result	Qualifier	Count Uncert. (2σ+/-)	Total Uncert. (2σ+/-)	RL	MDC	Unit	Prepared	Analyzed	Dil Fac
Radium-226	0.00602	U	0.0610	0.0610	1.00	0.120	pCi/L	03/15/23 09:46	04/06/23 18:41	1
Carrier	%Yield	Qualifier	Limits					Prepared	Analyzed	Dil Fac
Ba Carrier	91.2		30 - 110					03/15/23 09:46	04/06/23 18:41	1

Method: SW846 9320 - Radium-228 (GFPC)

Analyte	Result	Qualifier	Count Uncert. (2σ+/-)	Total Uncert. (2σ+/-)	RL	MDC	Unit	Prepared	Analyzed	Dil Fac
Radium-228	0.520	U	0.362	0.365	1.00	0.545	pCi/L	03/15/23 10:00	03/30/23 12:19	1
Carrier	%Yield	Qualifier	Limits					Prepared	Analyzed	Dil Fac
Ba Carrier	91.2		30 - 110					03/15/23 10:00	03/30/23 12:19	1
Y Carrier	81.5		30 - 110					03/15/23 10:00	03/30/23 12:19	1

Method: TAL-STL Ra226_Ra228 - Combined Radium-226 and Radium-228

Analyte	Result	Qualifier	Count Uncert. (2σ+/-)	Total Uncert. (2σ+/-)	RL	MDC	Unit	Prepared	Analyzed	Dil Fac
Combined Radium 226 + 228	0.526	U	0.367	0.370	5.00	0.545	pCi/L		04/07/23 17:18	1

Client Sample ID: SCH-SGWC-22

Lab Sample ID: 680-231076-7

Date Collected: 02/23/23 12:37

Matrix: Water

Date Received: 02/25/23 09:00

Method: SW846 9315 - Radium-226 (GFPC)

Analyte	Result	Qualifier	Count Uncert. (2σ+/-)	Total Uncert. (2σ+/-)	RL	MDC	Unit	Prepared	Analyzed	Dil Fac
Radium-226	0.0229	U	0.0613	0.0614	1.00	0.114	pCi/L	03/15/23 09:46	04/06/23 18:41	1
Carrier	%Yield	Qualifier	Limits					Prepared	Analyzed	Dil Fac
Ba Carrier	95.5		30 - 110					03/15/23 09:46	04/06/23 18:41	1

Method: SW846 9320 - Radium-228 (GFPC)

Analyte	Result	Qualifier	Count Uncert. (2σ+/-)	Total Uncert. (2σ+/-)	RL	MDC	Unit	Prepared	Analyzed	Dil Fac
Radium-228	0.299	U	0.310	0.311	1.00	0.501	pCi/L	03/15/23 10:00	03/30/23 12:20	1
Carrier	%Yield	Qualifier	Limits					Prepared	Analyzed	Dil Fac
Ba Carrier	95.5		30 - 110					03/15/23 10:00	03/30/23 12:20	1
Y Carrier	84.5		30 - 110					03/15/23 10:00	03/30/23 12:20	1

Eurofins Savannah

Client Sample Results

Client: Southern Company
 Project/Site: CCR Plant Scherer - Ash Pond

Job ID: 680-231076-2

Client Sample ID: SCH-SGWC-22

Lab Sample ID: 680-231076-7

Date Collected: 02/23/23 12:37

Matrix: Water

Date Received: 02/25/23 09:00

Method: TAL-STL Ra226_Ra228 - Combined Radium-226 and Radium-228

Analyte	Result	Qualifier	Count Uncert. (2σ+/-)	Total Uncert. (2σ+/-)	RL	MDC	Unit	Prepared	Analyzed	Dil Fac
Combined Radium 226 + 228	0.322	U	0.316	0.317	5.00	0.501	pCi/L		04/07/23 17:18	1

Client Sample ID: SCH-SGWC-23

Lab Sample ID: 680-231076-8

Date Collected: 02/23/23 10:47

Matrix: Water

Date Received: 02/25/23 09:00

Method: SW846 9315 - Radium-226 (GFPC)

Analyte	Result	Qualifier	Count Uncert. (2σ+/-)	Total Uncert. (2σ+/-)	RL	MDC	Unit	Prepared	Analyzed	Dil Fac
Radium-226	0.0924	U	0.0801	0.0805	1.00	0.121	pCi/L	03/15/23 09:46	04/06/23 18:41	1
Carrier	%Yield	Qualifier	Limits					Prepared	Analyzed	Dil Fac
Ba Carrier	86.4		30 - 110					03/15/23 09:46	04/06/23 18:41	1

Method: SW846 9320 - Radium-228 (GFPC)

Analyte	Result	Qualifier	Count Uncert. (2σ+/-)	Total Uncert. (2σ+/-)	RL	MDC	Unit	Prepared	Analyzed	Dil Fac
Radium-228	0.221	U	0.322	0.323	1.00	0.545	pCi/L	03/15/23 10:00	03/30/23 12:20	1
Carrier	%Yield	Qualifier	Limits					Prepared	Analyzed	Dil Fac
Ba Carrier	86.4		30 - 110					03/15/23 10:00	03/30/23 12:20	1
Y Carrier	81.9		30 - 110					03/15/23 10:00	03/30/23 12:20	1

Method: TAL-STL Ra226_Ra228 - Combined Radium-226 and Radium-228

Analyte	Result	Qualifier	Count Uncert. (2σ+/-)	Total Uncert. (2σ+/-)	RL	MDC	Unit	Prepared	Analyzed	Dil Fac
Combined Radium 226 + 228	0.314	U	0.332	0.333	5.00	0.545	pCi/L		04/07/23 17:18	1

Client Sample ID: SCH-SGWA-24

Lab Sample ID: 680-231076-9

Date Collected: 02/23/23 11:10

Matrix: Water

Date Received: 02/25/23 09:00

Method: SW846 9315 - Radium-226 (GFPC)

Analyte	Result	Qualifier	Count Uncert. (2σ+/-)	Total Uncert. (2σ+/-)	RL	MDC	Unit	Prepared	Analyzed	Dil Fac
Radium-226	0.0421	U	0.0717	0.0718	1.00	0.125	pCi/L	03/15/23 09:46	04/06/23 18:41	1
Carrier	%Yield	Qualifier	Limits					Prepared	Analyzed	Dil Fac
Ba Carrier	87.9		30 - 110					03/15/23 09:46	04/06/23 18:41	1

Eurofins Savannah

Client Sample Results

Client: Southern Company
 Project/Site: CCR Plant Scherer - Ash Pond

Job ID: 680-231076-2

Client Sample ID: SCH-SGWA-24

Lab Sample ID: 680-231076-9

Date Collected: 02/23/23 11:10

Matrix: Water

Date Received: 02/25/23 09:00

Method: SW846 9320 - Radium-228 (GFPC)

Analyte	Result	Qualifier	Count Uncert. (2σ+/-)	Total Uncert. (2σ+/-)	RL	MDC	Unit	Prepared	Analyzed	Dil Fac
Radium-228	0.313	U	0.338	0.339	1.00	0.550	pCi/L	03/15/23 10:00	03/30/23 12:20	1
Carrier	%Yield	Qualifier	Limits					Prepared	Analyzed	Dil Fac
Ba Carrier	87.9		30 - 110					03/15/23 10:00	03/30/23 12:20	1
Y Carrier	84.5		30 - 110					03/15/23 10:00	03/30/23 12:20	1

Method: TAL-STL Ra226_Ra228 - Combined Radium-226 and Radium-228

Analyte	Result	Qualifier	Count Uncert. (2σ+/-)	Total Uncert. (2σ+/-)	RL	MDC	Unit	Prepared	Analyzed	Dil Fac
Combined Radium 226 + 228	0.355	U	0.346	0.347	5.00	0.550	pCi/L		04/07/23 17:18	1

Client Sample ID: SCH-SGWA-25

Lab Sample ID: 680-231076-10

Date Collected: 02/23/23 09:35

Matrix: Water

Date Received: 02/25/23 09:00

Method: SW846 9315 - Radium-226 (GFPC)

Analyte	Result	Qualifier	Count Uncert. (2σ+/-)	Total Uncert. (2σ+/-)	RL	MDC	Unit	Prepared	Analyzed	Dil Fac
Radium-226	0.0213	U	0.0650	0.0650	1.00	0.121	pCi/L	03/15/23 09:46	04/06/23 18:41	1
Carrier	%Yield	Qualifier	Limits					Prepared	Analyzed	Dil Fac
Ba Carrier	87.9		30 - 110					03/15/23 09:46	04/06/23 18:41	1

Method: SW846 9320 - Radium-228 (GFPC)

Analyte	Result	Qualifier	Count Uncert. (2σ+/-)	Total Uncert. (2σ+/-)	RL	MDC	Unit	Prepared	Analyzed	Dil Fac
Radium-228	-0.153	U	0.315	0.315	1.00	0.625	pCi/L	03/15/23 10:00	03/30/23 12:20	1
Carrier	%Yield	Qualifier	Limits					Prepared	Analyzed	Dil Fac
Ba Carrier	87.9		30 - 110					03/15/23 10:00	03/30/23 12:20	1
Y Carrier	81.1		30 - 110					03/15/23 10:00	03/30/23 12:20	1

Method: TAL-STL Ra226_Ra228 - Combined Radium-226 and Radium-228

Analyte	Result	Qualifier	Count Uncert. (2σ+/-)	Total Uncert. (2σ+/-)	RL	MDC	Unit	Prepared	Analyzed	Dil Fac
Combined Radium 226 + 228	-0.132	U	0.322	0.322	5.00	0.625	pCi/L		04/07/23 17:18	1

Client Sample Results

Client: Southern Company
 Project/Site: CCR Plant Scherer - Ash Pond

Job ID: 680-231076-2

Client Sample ID: SCH-AP1-FB-2

Lab Sample ID: 680-231076-11

Date Collected: 02/23/23 12:45

Matrix: Water

Date Received: 02/25/23 09:00

Method: SW846 9315 - Radium-226 (GFPC)

Analyte	Result	Qualifier	Count Uncert. (2σ+/-)	Total Uncert. (2σ+/-)	RL	MDC	Unit	Prepared	Analyzed	Dil Fac
Radium-226	-0.0243	U	0.0544	0.0545	1.00	0.125	pCi/L	03/15/23 09:46	04/06/23 18:41	1
Carrier	%Yield	Qualifier	Limits					Prepared	Analyzed	Dil Fac
Ba Carrier	85.0		30 - 110					03/15/23 09:46	04/06/23 18:41	1

Method: SW846 9320 - Radium-228 (GFPC)

Analyte	Result	Qualifier	Count Uncert. (2σ+/-)	Total Uncert. (2σ+/-)	RL	MDC	Unit	Prepared	Analyzed	Dil Fac
Radium-228	-0.0327	U	0.346	0.346	1.00	0.652	pCi/L	03/15/23 10:00	03/30/23 12:20	1
Carrier	%Yield	Qualifier	Limits					Prepared	Analyzed	Dil Fac
Ba Carrier	85.0		30 - 110					03/15/23 10:00	03/30/23 12:20	1
Y Carrier	77.0		30 - 110					03/15/23 10:00	03/30/23 12:20	1

Method: TAL-STL Ra226_Ra228 - Combined Radium-226 and Radium-228

Analyte	Result	Qualifier	Count Uncert. (2σ+/-)	Total Uncert. (2σ+/-)	RL	MDC	Unit	Prepared	Analyzed	Dil Fac
Combined Radium 226 + 228	-0.0569	U	0.350	0.350	5.00	0.652	pCi/L		04/07/23 17:18	1

Client Sample ID: SCH-AP1-EB-2

Lab Sample ID: 680-231076-12

Date Collected: 02/23/23 16:25

Matrix: Water

Date Received: 02/25/23 09:00

Method: SW846 9315 - Radium-226 (GFPC)

Analyte	Result	Qualifier	Count Uncert. (2σ+/-)	Total Uncert. (2σ+/-)	RL	MDC	Unit	Prepared	Analyzed	Dil Fac
Radium-226	0.0116	U	0.0738	0.0738	1.00	0.140	pCi/L	03/15/23 09:46	04/06/23 18:41	1
Carrier	%Yield	Qualifier	Limits					Prepared	Analyzed	Dil Fac
Ba Carrier	92.1		30 - 110					03/15/23 09:46	04/06/23 18:41	1

Method: SW846 9320 - Radium-228 (GFPC)

Analyte	Result	Qualifier	Count Uncert. (2σ+/-)	Total Uncert. (2σ+/-)	RL	MDC	Unit	Prepared	Analyzed	Dil Fac
Radium-228	-0.0203	U	0.233	0.233	1.00	0.457	pCi/L	03/15/23 10:00	03/30/23 12:20	1
Carrier	%Yield	Qualifier	Limits					Prepared	Analyzed	Dil Fac
Ba Carrier	92.1		30 - 110					03/15/23 10:00	03/30/23 12:20	1
Y Carrier	80.0		30 - 110					03/15/23 10:00	03/30/23 12:20	1

Eurofins Savannah

Client Sample Results

Client: Southern Company
Project/Site: CCR Plant Scherer - Ash Pond

Job ID: 680-231076-2

Client Sample ID: SCH-AP1-EB-2

Lab Sample ID: 680-231076-12

Date Collected: 02/23/23 16:25

Matrix: Water

Date Received: 02/25/23 09:00

Method: TAL-STL Ra226_Ra228 - Combined Radium-226 and Radium-228

Analyte	Result	Qualifier	Count Uncert. (2σ+/-)	Total Uncert. (2σ+/-)	RL	MDC	Unit	Prepared	Analyzed	Dil Fac
Combined Radium 226 + 228	-0.00880	U	0.244	0.244	5.00	0.457	pCi/L		04/07/23 17:18	1

- 1
- 2
- 3
- 4
- 5
- 6
- 7
- 8
- 9
- 10
- 11
- 12
- 13

Tracer/Carrier Summary

Client: Southern Company
 Project/Site: CCR Plant Scherer - Ash Pond

Job ID: 680-231076-2

Method: 9315 - Radium-226 (GFPC)

Matrix: Water

Prep Type: Total/NA

Lab Sample ID	Client Sample ID	Percent Yield (Acceptance Limits)	
		Ba (30-110)	
680-231076-1	SCH-SGWC-12	88.1	
680-231076-2	SCH-SGWC-13	91.0	
680-231076-3	SCH-SGWC-14	92.4	
680-231076-4	SCH-SGWC-15	94.1	
680-231076-5	SCH-SGWC-16	91.2	
680-231076-6	SCH-SGWC-21	91.2	
680-231076-7	SCH-SGWC-22	95.5	
680-231076-8	SCH-SGWC-23	86.4	
680-231076-9	SCH-SGWA-24	87.9	
680-231076-10	SCH-SGWA-25	87.9	
680-231076-11	SCH-AP1-FB-2	85.0	
680-231076-12	SCH-AP1-EB-2	92.1	
LCS 160-603681/2-A	Lab Control Sample	91.0	
LCSD 160-603681/3-A	Lab Control Sample Dup	89.8	
MB 160-603681/1-A	Method Blank	92.9	

Tracer/Carrier Legend
 Ba = Ba Carrier

Method: 9320 - Radium-228 (GFPC)

Matrix: Water

Prep Type: Total/NA

Lab Sample ID	Client Sample ID	Percent Yield (Acceptance Limits)	
		Ba (30-110)	Y (30-110)
680-231076-1	SCH-SGWC-12	88.1	81.1
680-231076-2	SCH-SGWC-13	91.0	81.5
680-231076-3	SCH-SGWC-14	92.4	85.6
680-231076-4	SCH-SGWC-15	94.1	82.2
680-231076-5	SCH-SGWC-16	91.2	84.5
680-231076-6	SCH-SGWC-21	91.2	81.5
680-231076-7	SCH-SGWC-22	95.5	84.5
680-231076-8	SCH-SGWC-23	86.4	81.9
680-231076-9	SCH-SGWA-24	87.9	84.5
680-231076-10	SCH-SGWA-25	87.9	81.1
680-231076-11	SCH-AP1-FB-2	85.0	77.0
680-231076-12	SCH-AP1-EB-2	92.1	80.0
LCS 160-603684/2-A	Lab Control Sample	91.0	81.5
LCSD 160-603684/3-A	Lab Control Sample Dup	89.8	83.4
MB 160-603684/1-A	Method Blank	92.9	84.5

Tracer/Carrier Legend
 Ba = Ba Carrier
 Y = Y Carrier

QC Sample Results

Client: Southern Company
Project/Site: CCR Plant Scherer - Ash Pond

Job ID: 680-231076-2

Method: 9315 - Radium-226 (GFPC)

Lab Sample ID: MB 160-603681/1-A
Matrix: Water
Analysis Batch: 606323

Client Sample ID: Method Blank
Prep Type: Total/NA
Prep Batch: 603681

Analyte	MB		Count	Total	RL	MDC	Unit	Prepared	Analyzed	Dil Fac
	Result	MB Qualifier	Uncert. (2σ+/-)	Uncert. (2σ+/-)						
Radium-226	-0.01435	U	0.0530	0.0530	1.00	0.116	pCi/L	03/15/23 09:46	04/06/23 15:36	1
Carrier	MB %Yield	MB Qualifier	Limits		Prepared	Analyzed	Dil Fac			
Ba Carrier	92.9		30 - 110					03/15/23 09:46	04/06/23 15:36	1

Lab Sample ID: LCS 160-603681/2-A
Matrix: Water
Analysis Batch: 606323

Client Sample ID: Lab Control Sample
Prep Type: Total/NA
Prep Batch: 603681

Analyte	Spike Added	LCS Result	LCS Qual	Total	RL	MDC	Unit	%Rec	%Rec Limits
				Uncert. (2σ+/-)					
Radium-226	11.3	11.20		1.17	1.00	0.116	pCi/L	99	75 - 125
Carrier	LCS %Yield	LCS Qualifier	Limits		Prepared	Analyzed	Dil Fac		
Ba Carrier	91.0		30 - 110					03/15/23 09:46	04/06/23 15:36

Lab Sample ID: LCSD 160-603681/3-A
Matrix: Water
Analysis Batch: 606323

Client Sample ID: Lab Control Sample Dup
Prep Type: Total/NA
Prep Batch: 603681

Analyte	Spike Added	LCSD Result	LCSD Qual	Total	RL	MDC	Unit	%Rec	%Rec Limits	RER	RER Limit
				Uncert. (2σ+/-)							
Radium-226	11.3	11.74		1.22	1.00	0.123	pCi/L	104	75 - 125	0.23	1
Carrier	LCSD %Yield	LCSD Qualifier	Limits		Prepared	Analyzed	Dil Fac				
Ba Carrier	89.8		30 - 110					03/15/23 10:00	03/30/23 12:16	1	

Method: 9320 - Radium-228 (GFPC)

Lab Sample ID: MB 160-603684/1-A
Matrix: Water
Analysis Batch: 605624

Client Sample ID: Method Blank
Prep Type: Total/NA
Prep Batch: 603684

Analyte	MB		Count	Total	RL	MDC	Unit	Prepared	Analyzed	Dil Fac
	Result	MB Qualifier	Uncert. (2σ+/-)	Uncert. (2σ+/-)						
Radium-228	0.2542	U	0.268	0.269	1.00	0.432	pCi/L	03/15/23 10:00	03/30/23 12:16	1
Carrier	MB %Yield	MB Qualifier	Limits		Prepared	Analyzed	Dil Fac			
Ba Carrier	92.9		30 - 110					03/15/23 10:00	03/30/23 12:16	1
Y Carrier	84.5		30 - 110		03/15/23 10:00	03/30/23 12:16	1			

Eurofins Savannah

QC Sample Results

Client: Southern Company
 Project/Site: CCR Plant Scherer - Ash Pond

Job ID: 680-231076-2

Method: 9320 - Radium-228 (GFPC) (Continued)

Lab Sample ID: LCS 160-603684/2-A
Matrix: Water
Analysis Batch: 605624

Client Sample ID: Lab Control Sample
Prep Type: Total/NA
Prep Batch: 603684

Analyte	Spike Added	LCS Result	LCS Qual	Total Uncert. (2σ+/-)	RL	MDC	Unit	%Rec	%Rec Limits	
Radium-228	8.08	10.21		1.38	1.00	0.553	pCi/L	126	75 - 125	
LCS LCS										
Carrier	%Yield	Qualifier	Limits							
Ba Carrier	91.0		30 - 110							
Y Carrier	81.5		30 - 110							

Lab Sample ID: LCSD 160-603684/3-A
Matrix: Water
Analysis Batch: 605624

Client Sample ID: Lab Control Sample Dup
Prep Type: Total/NA
Prep Batch: 603684

Analyte	Spike Added	LCSD Result	LCSD Qual	Total Uncert. (2σ+/-)	RL	MDC	Unit	%Rec	%Rec Limits		RER	RER Limit
Radium-228	8.08	9.497		1.29	1.00	0.470	pCi/L	118	75 - 125	0.27	1	
LCSD LCSD												
Carrier	%Yield	Qualifier	Limits									
Ba Carrier	89.8		30 - 110									
Y Carrier	83.4		30 - 110									

QC Association Summary

Client: Southern Company
 Project/Site: CCR Plant Scherer - Ash Pond

Job ID: 680-231076-2

Rad

Prep Batch: 603681

Lab Sample ID	Client Sample ID	Prep Type	Matrix	Method	Prep Batch
680-231076-1	SCH-SGWC-12	Total/NA	Water	PrecSep-21	
680-231076-2	SCH-SGWC-13	Total/NA	Water	PrecSep-21	
680-231076-3	SCH-SGWC-14	Total/NA	Water	PrecSep-21	
680-231076-4	SCH-SGWC-15	Total/NA	Water	PrecSep-21	
680-231076-5	SCH-SGWC-16	Total/NA	Water	PrecSep-21	
680-231076-6	SCH-SGWC-21	Total/NA	Water	PrecSep-21	
680-231076-7	SCH-SGWC-22	Total/NA	Water	PrecSep-21	
680-231076-8	SCH-SGWC-23	Total/NA	Water	PrecSep-21	
680-231076-9	SCH-SGWA-24	Total/NA	Water	PrecSep-21	
680-231076-10	SCH-SGWA-25	Total/NA	Water	PrecSep-21	
680-231076-11	SCH-AP1-FB-2	Total/NA	Water	PrecSep-21	
680-231076-12	SCH-AP1-EB-2	Total/NA	Water	PrecSep-21	
MB 160-603681/1-A	Method Blank	Total/NA	Water	PrecSep-21	
LCS 160-603681/2-A	Lab Control Sample	Total/NA	Water	PrecSep-21	
LCSD 160-603681/3-A	Lab Control Sample Dup	Total/NA	Water	PrecSep-21	

Prep Batch: 603684

Lab Sample ID	Client Sample ID	Prep Type	Matrix	Method	Prep Batch
680-231076-1	SCH-SGWC-12	Total/NA	Water	PrecSep_0	
680-231076-2	SCH-SGWC-13	Total/NA	Water	PrecSep_0	
680-231076-3	SCH-SGWC-14	Total/NA	Water	PrecSep_0	
680-231076-4	SCH-SGWC-15	Total/NA	Water	PrecSep_0	
680-231076-5	SCH-SGWC-16	Total/NA	Water	PrecSep_0	
680-231076-6	SCH-SGWC-21	Total/NA	Water	PrecSep_0	
680-231076-7	SCH-SGWC-22	Total/NA	Water	PrecSep_0	
680-231076-8	SCH-SGWC-23	Total/NA	Water	PrecSep_0	
680-231076-9	SCH-SGWA-24	Total/NA	Water	PrecSep_0	
680-231076-10	SCH-SGWA-25	Total/NA	Water	PrecSep_0	
680-231076-11	SCH-AP1-FB-2	Total/NA	Water	PrecSep_0	
680-231076-12	SCH-AP1-EB-2	Total/NA	Water	PrecSep_0	
MB 160-603684/1-A	Method Blank	Total/NA	Water	PrecSep_0	
LCS 160-603684/2-A	Lab Control Sample	Total/NA	Water	PrecSep_0	
LCSD 160-603684/3-A	Lab Control Sample Dup	Total/NA	Water	PrecSep_0	

Lab Chronicle

Client: Southern Company
 Project/Site: CCR Plant Scherer - Ash Pond

Job ID: 680-231076-2

Client Sample ID: SCH-SGWC-12

Lab Sample ID: 680-231076-1

Date Collected: 02/23/23 10:35

Matrix: Water

Date Received: 02/25/23 09:00

Prep Type	Batch Type	Batch Method	Run	Dil Factor	Initial Amount	Final Amount	Batch Number	Prepared or Analyzed	Analyst	Lab
Total/NA	Prep	PrecSep-21			1002.98 mL	1.0 g	603681	03/15/23 09:46	DJP	EET SL
Total/NA	Analysis	9315		1			606323	04/06/23 15:36	FLC	EET SL
Instrument ID: GFPCPURPLE										
Total/NA	Prep	PrecSep_0			1002.98 mL	1.0 g	603684	03/15/23 10:00	DJP	EET SL
Total/NA	Analysis	9320		1			605624	03/30/23 12:17	FLC	EET SL
Instrument ID: GFPCBLUE										
Total/NA	Analysis	Ra226_Ra228		1			606603	04/07/23 17:18	EMH	EET SL
Instrument ID: NOEQUIP										

Client Sample ID: SCH-SGWC-13

Lab Sample ID: 680-231076-2

Date Collected: 02/23/23 13:10

Matrix: Water

Date Received: 02/25/23 09:00

Prep Type	Batch Type	Batch Method	Run	Dil Factor	Initial Amount	Final Amount	Batch Number	Prepared or Analyzed	Analyst	Lab
Total/NA	Prep	PrecSep-21			991.09 mL	1.0 g	603681	03/15/23 09:46	DJP	EET SL
Total/NA	Analysis	9315		1			606323	04/06/23 15:36	FLC	EET SL
Instrument ID: GFPCPURPLE										
Total/NA	Prep	PrecSep_0			991.09 mL	1.0 g	603684	03/15/23 10:00	DJP	EET SL
Total/NA	Analysis	9320		1			605624	03/30/23 12:17	FLC	EET SL
Instrument ID: GFPCBLUE										
Total/NA	Analysis	Ra226_Ra228		1			606603	04/07/23 17:18	EMH	EET SL
Instrument ID: NOEQUIP										

Client Sample ID: SCH-SGWC-14

Lab Sample ID: 680-231076-3

Date Collected: 02/23/23 10:53

Matrix: Water

Date Received: 02/25/23 09:00

Prep Type	Batch Type	Batch Method	Run	Dil Factor	Initial Amount	Final Amount	Batch Number	Prepared or Analyzed	Analyst	Lab
Total/NA	Prep	PrecSep-21			1001.06 mL	1.0 g	603681	03/15/23 09:46	DJP	EET SL
Total/NA	Analysis	9315		1			606323	04/06/23 15:37	FLC	EET SL
Instrument ID: GFPCPURPLE										
Total/NA	Prep	PrecSep_0			1001.06 mL	1.0 g	603684	03/15/23 10:00	DJP	EET SL
Total/NA	Analysis	9320		1			605622	03/30/23 12:19	FLC	EET SL
Instrument ID: GFPCPURPLE										
Total/NA	Analysis	Ra226_Ra228		1			606603	04/07/23 17:18	EMH	EET SL
Instrument ID: NOEQUIP										

Client Sample ID: SCH-SGWC-15

Lab Sample ID: 680-231076-4

Date Collected: 02/23/23 13:08

Matrix: Water

Date Received: 02/25/23 09:00

Prep Type	Batch Type	Batch Method	Run	Dil Factor	Initial Amount	Final Amount	Batch Number	Prepared or Analyzed	Analyst	Lab
Total/NA	Prep	PrecSep-21			992.30 mL	1.0 g	603681	03/15/23 09:46	DJP	EET SL
Total/NA	Analysis	9315		1			606323	04/06/23 15:37	FLC	EET SL
Instrument ID: GFPCPURPLE										

Eurofins Savannah

Lab Chronicle

Client: Southern Company
Project/Site: CCR Plant Scherer - Ash Pond

Job ID: 680-231076-2

Client Sample ID: SCH-SGWC-15

Lab Sample ID: 680-231076-4

Date Collected: 02/23/23 13:08

Matrix: Water

Date Received: 02/25/23 09:00

Prep Type	Batch Type	Batch Method	Run	Dil Factor	Initial Amount	Final Amount	Batch Number	Prepared or Analyzed	Analyst	Lab
Total/NA	Prep	PrecSep_0			992.30 mL	1.0 g	603684	03/15/23 10:00	DJP	EET SL
Total/NA	Analysis	9320		1			605622	03/30/23 12:19	FLC	EET SL
Instrument ID: GFPCPURPLE										
Total/NA	Analysis	Ra226_Ra228		1			606603	04/07/23 17:18	EMH	EET SL
Instrument ID: NOEQUIP										

Client Sample ID: SCH-SGWC-16

Lab Sample ID: 680-231076-5

Date Collected: 02/23/23 15:24

Matrix: Water

Date Received: 02/25/23 09:00

Prep Type	Batch Type	Batch Method	Run	Dil Factor	Initial Amount	Final Amount	Batch Number	Prepared or Analyzed	Analyst	Lab
Total/NA	Prep	PrecSep-21			999.59 mL	1.0 g	603681	03/15/23 09:46	DJP	EET SL
Total/NA	Analysis	9315		1			606323	04/06/23 15:37	FLC	EET SL
Instrument ID: GFPCPURPLE										
Total/NA	Prep	PrecSep_0			999.59 mL	1.0 g	603684	03/15/23 10:00	DJP	EET SL
Total/NA	Analysis	9320		1			605622	03/30/23 12:19	FLC	EET SL
Instrument ID: GFPCPURPLE										
Total/NA	Analysis	Ra226_Ra228		1			606603	04/07/23 17:18	EMH	EET SL
Instrument ID: NOEQUIP										

Client Sample ID: SCH-SGWC-21

Lab Sample ID: 680-231076-6

Date Collected: 02/23/23 09:00

Matrix: Water

Date Received: 02/25/23 09:00

Prep Type	Batch Type	Batch Method	Run	Dil Factor	Initial Amount	Final Amount	Batch Number	Prepared or Analyzed	Analyst	Lab
Total/NA	Prep	PrecSep-21			996.20 mL	1.0 g	603681	03/15/23 09:46	DJP	EET SL
Total/NA	Analysis	9315		1			606323	04/06/23 18:41	FLC	EET SL
Instrument ID: GFPCPURPLE										
Total/NA	Prep	PrecSep_0			996.20 mL	1.0 g	603684	03/15/23 10:00	DJP	EET SL
Total/NA	Analysis	9320		1			605622	03/30/23 12:19	FLC	EET SL
Instrument ID: GFPCPURPLE										
Total/NA	Analysis	Ra226_Ra228		1			606603	04/07/23 17:18	EMH	EET SL
Instrument ID: NOEQUIP										

Client Sample ID: SCH-SGWC-22

Lab Sample ID: 680-231076-7

Date Collected: 02/23/23 12:37

Matrix: Water

Date Received: 02/25/23 09:00

Prep Type	Batch Type	Batch Method	Run	Dil Factor	Initial Amount	Final Amount	Batch Number	Prepared or Analyzed	Analyst	Lab
Total/NA	Prep	PrecSep-21			996.33 mL	1.0 g	603681	03/15/23 09:46	DJP	EET SL
Total/NA	Analysis	9315		1			606323	04/06/23 18:41	FLC	EET SL
Instrument ID: GFPCPURPLE										
Total/NA	Prep	PrecSep_0			996.33 mL	1.0 g	603684	03/15/23 10:00	DJP	EET SL
Total/NA	Analysis	9320		1			605622	03/30/23 12:20	FLC	EET SL
Instrument ID: GFPCPURPLE										

Eurofins Savannah

Lab Chronicle

Client: Southern Company
 Project/Site: CCR Plant Scherer - Ash Pond

Job ID: 680-231076-2

Client Sample ID: SCH-SGWC-22

Lab Sample ID: 680-231076-7

Date Collected: 02/23/23 12:37

Matrix: Water

Date Received: 02/25/23 09:00

Prep Type	Batch Type	Batch Method	Run	Dil Factor	Initial Amount	Final Amount	Batch Number	Prepared or Analyzed	Analyst	Lab
Total/NA	Analysis	Ra226_Ra228		1			606603	04/07/23 17:18	EMH	EET SL

Client Sample ID: SCH-SGWC-23

Lab Sample ID: 680-231076-8

Date Collected: 02/23/23 10:47

Matrix: Water

Date Received: 02/25/23 09:00

Prep Type	Batch Type	Batch Method	Run	Dil Factor	Initial Amount	Final Amount	Batch Number	Prepared or Analyzed	Analyst	Lab
Total/NA	Prep	PrecSep-21			995.56 mL	1.0 g	603681	03/15/23 09:46	DJP	EET SL
Total/NA	Analysis	9315		1			606323	04/06/23 18:41	FLC	EET SL
Instrument ID: GFPCPURPLE										
Total/NA	Prep	PrecSep_0			995.56 mL	1.0 g	603684	03/15/23 10:00	DJP	EET SL
Total/NA	Analysis	9320		1			605622	03/30/23 12:20	FLC	EET SL
Instrument ID: GFPCPURPLE										
Total/NA	Analysis	Ra226_Ra228		1			606603	04/07/23 17:18	EMH	EET SL
Instrument ID: NOEQUIP										

Client Sample ID: SCH-SGWA-24

Lab Sample ID: 680-231076-9

Date Collected: 02/23/23 11:10

Matrix: Water

Date Received: 02/25/23 09:00

Prep Type	Batch Type	Batch Method	Run	Dil Factor	Initial Amount	Final Amount	Batch Number	Prepared or Analyzed	Analyst	Lab
Total/NA	Prep	PrecSep-21			991.54 mL	1.0 g	603681	03/15/23 09:46	DJP	EET SL
Total/NA	Analysis	9315		1			606323	04/06/23 18:41	FLC	EET SL
Instrument ID: GFPCPURPLE										
Total/NA	Prep	PrecSep_0			991.54 mL	1.0 g	603684	03/15/23 10:00	DJP	EET SL
Total/NA	Analysis	9320		1			605622	03/30/23 12:20	FLC	EET SL
Instrument ID: GFPCPURPLE										
Total/NA	Analysis	Ra226_Ra228		1			606603	04/07/23 17:18	EMH	EET SL
Instrument ID: NOEQUIP										

Client Sample ID: SCH-SGWA-25

Lab Sample ID: 680-231076-10

Date Collected: 02/23/23 09:35

Matrix: Water

Date Received: 02/25/23 09:00

Prep Type	Batch Type	Batch Method	Run	Dil Factor	Initial Amount	Final Amount	Batch Number	Prepared or Analyzed	Analyst	Lab
Total/NA	Prep	PrecSep-21			994.30 mL	1.0 g	603681	03/15/23 09:46	DJP	EET SL
Total/NA	Analysis	9315		1			606323	04/06/23 18:41	FLC	EET SL
Instrument ID: GFPCPURPLE										
Total/NA	Prep	PrecSep_0			994.30 mL	1.0 g	603684	03/15/23 10:00	DJP	EET SL
Total/NA	Analysis	9320		1			605622	03/30/23 12:20	FLC	EET SL
Instrument ID: GFPCPURPLE										
Total/NA	Analysis	Ra226_Ra228		1			606603	04/07/23 17:18	EMH	EET SL
Instrument ID: NOEQUIP										

Lab Chronicle

Client: Southern Company
 Project/Site: CCR Plant Scherer - Ash Pond

Job ID: 680-231076-2

Client Sample ID: SCH-AP1-FB-2

Lab Sample ID: 680-231076-11

Date Collected: 02/23/23 12:45

Matrix: Water

Date Received: 02/25/23 09:00

Prep Type	Batch Type	Batch Method	Run	Dil Factor	Initial Amount	Final Amount	Batch Number	Prepared or Analyzed	Analyst	Lab
Total/NA	Prep	PrecSep-21			998.15 mL	1.0 g	603681	03/15/23 09:46	DJP	EET SL
Total/NA	Analysis	9315		1			606323	04/06/23 18:41	FLC	EET SL
Instrument ID: GFPCPURPLE										
Total/NA	Prep	PrecSep_0			998.15 mL	1.0 g	603684	03/15/23 10:00	DJP	EET SL
Total/NA	Analysis	9320		1			605622	03/30/23 12:20	FLC	EET SL
Instrument ID: GFPCPURPLE										
Total/NA	Analysis	Ra226_Ra228		1			606603	04/07/23 17:18	EMH	EET SL
Instrument ID: NOEQUIP										

Client Sample ID: SCH-AP1-EB-2

Lab Sample ID: 680-231076-12

Date Collected: 02/23/23 16:25

Matrix: Water

Date Received: 02/25/23 09:00

Prep Type	Batch Type	Batch Method	Run	Dil Factor	Initial Amount	Final Amount	Batch Number	Prepared or Analyzed	Analyst	Lab
Total/NA	Prep	PrecSep-21			999.37 mL	1.0 g	603681	03/15/23 09:46	DJP	EET SL
Total/NA	Analysis	9315		1			606323	04/06/23 18:41	FLC	EET SL
Instrument ID: GFPCPURPLE										
Total/NA	Prep	PrecSep_0			999.37 mL	1.0 g	603684	03/15/23 10:00	DJP	EET SL
Total/NA	Analysis	9320		1			605622	03/30/23 12:20	FLC	EET SL
Instrument ID: GFPCPURPLE										
Total/NA	Analysis	Ra226_Ra228		1			606603	04/07/23 17:18	EMH	EET SL
Instrument ID: NOEQUIP										

Laboratory References:

EET SL = Eurofins St. Louis, 13715 Rider Trail North, Earth City, MO 63045, TEL (314)298-8566

Accreditation/Certification Summary

Client: Southern Company
 Project/Site: CCR Plant Scherer - Ash Pond

Job ID: 680-231076-2

Laboratory: Eurofins St. Louis

All accreditations/certifications held by this laboratory are listed. Not all accreditations/certifications are applicable to this report.

Authority	Program	Identification Number	Expiration Date
Alaska (UST)	State	20-001	05-06-25
ANAB	Dept. of Defense ELAP	L2305	04-06-25
ANAB	Dept. of Energy	L2305.01	04-06-25
ANAB	ISO/IEC 17025	L2305	04-06-25
Arizona	State	AZ0813	12-08-23
California	Los Angeles County Sanitation Districts	10259	06-30-22 *
California	State	2886	06-30-23
Connecticut	State	PH-0241	03-31-25
Florida	NELAP	E87689	06-11-23
HI - RadChem Recognition	State	n/a	06-30-23
Illinois	NELAP	200023	11-16-23
Iowa	State	373	12-01-24
Kansas	NELAP	E-10236	10-31-23
Kentucky (DW)	State	KY90125	09-26-23
Kentucky (WW)	State	KY90125 (Permit KY0004049)	12-31-23
Louisiana	NELAP	04080	06-30-22 *
Louisiana (All)	NELAP	04080	06-30-23
Louisiana (DW)	State	LA011	12-31-23
Maryland	State	310	08-08-23
MI - RadChem Recognition	State	9005	06-30-23
Missouri	State	780	06-30-25
Nevada	State	MO000542020-1	07-31-23
New Jersey	NELAP	MO002	06-30-23
New York	NELAP	11616	10-01-23
North Carolina (DW)	State	29700	06-30-23
North Dakota	State	R-207	06-30-23
Oklahoma	NELAP	9997	08-31-23
Oregon	NELAP	4157	09-01-23
Pennsylvania	NELAP	68-00540	02-28-24
South Carolina	State	85002001	06-30-23
Texas	NELAP	T104704193	07-31-23
US Fish & Wildlife	US Federal Programs	058448	07-31-23
USDA	US Federal Programs	P330-17-00028	05-17-23
Utah	NELAP	MO000542021-14	07-31-23
Virginia	NELAP	10310	06-14-23
Washington	State	C592	08-30-23
West Virginia DEP	State	381	10-31-23

* Accreditation/Certification renewal pending - accreditation/certification considered valid.

Method Summary

Client: Southern Company
Project/Site: CCR Plant Scherer - Ash Pond

Job ID: 680-231076-2

Method	Method Description	Protocol	Laboratory
9315	Radium-226 (GFPC)	SW846	EET SL
9320	Radium-228 (GFPC)	SW846	EET SL
Ra226_Ra228	Combined Radium-226 and Radium-228	TAL-STL	EET SL
PrecSep_0	Preparation, Precipitate Separation	None	EET SL
PrecSep-21	Preparation, Precipitate Separation (21-Day In-Growth)	None	EET SL

Protocol References:

None = None

SW846 = "Test Methods For Evaluating Solid Waste, Physical/Chemical Methods", Third Edition, November 1986 And Its Updates.

TAL-STL = TestAmerica Laboratories, St. Louis, Facility Standard Operating Procedure.

Laboratory References:

EET SL = Eurofins St. Louis, 13715 Rider Trail North, Earth City, MO 63045, TEL (314)298-8566

- 1
- 2
- 3
- 4
- 5
- 6
- 7
- 8
- 9
- 10
- 11
- 12
- 13

Environment Testing
TestAmerica

Part # 150469-434 M
EXP 11/23

ORIGIN ID: LIYA (678) 966-9991
GEORGE TAYLOR
EUROFINS ATLANTA SC
6215 REGENCY PARKWAY NW
SUITE 900
NORCROSS, GA 30071
UNITED STATES US

SHIP DATE: 24FEB23
ACTWGT: 55.00 LB MAN
CAD: 859116/CAFE3616

BILL RECIPIENT

TO **SAMPLE RECIEVING**
EUROFINS TESTAMERICA PITTSBURGH
301 ALPHA DR.
RIDC PARK
PITTSBURGH PA 15238


(412) 963-7058

REF:

INV:

PO:

DEPT:



FedEx
Express



1416828280222222

SATURDAY 12:00P

MPS# 6072 5516 9546

Mstr# 6072 5516 9524

0201

PRIORITY OVERNIGHT

XO AGCA

15238

PA-US PIT



Uncorrected temp
Thermometer ID, 120

CF -003 Initials Be

PT-WI-SR-001 effective 11/8/18

FedEx

Do not lift using this tag.

Part # 159469-434



SDR

FedEx Saturday Delivery

ORIGIN ID: LIYA (678) 966-995
GEORGE TAYLOR
EUROFINS ATLANTA SC
6215 REGENCY PARKWAY NW
SUITE 900
NORCROSS, GA 30071
UNITED STATES US

BILL RECEIPT

151967 REV 5/20

5776178P

TO SAMPLE RECEIVING
EUROFINS TESTAMERICA PITTSBURGH
301 ALPHA DR.
RIDC PARK
PITTSBURGH PA 15238

(412) 963-7058
NU:
PO:

REF:

DEPT:



FedEx Express



20202032501111

SATURDAY 12:00P
PRIORITY OVERNIGHT

1 of 3
TRK# 6072 5516 9524

MASTER

XO AGCA

15238

PA-US

PIT

Uncorrected temp
Thermometer ID

23 °C
20

CF -0.3

Initials

RL

PT-WI-SR-001 effective 11/8/18

- 1
- 2
- 3
- 4
- 5
- 6
- 7
- 8
- 9
- 10
- 11
- 12
- 13



Environment Testing
TestAmerica

Full of 1000 2000 3000 4000 5000 6000 7000 8000 9000 10000

ORIGIN ID: LTYA 18781 086-9931
 DEAN TAYLOR
 EUROFINS AT LANTA SC
 1275 REGENCY PARKWAY NW
 SUITE 800
 NORCROSS, GA 30071
 UNITED STATES

SHIP DATE: 04/2023
 ACT407: 55.10.10.FAN
 CA0: 659116704FE3616

BILL RECEIPT

TO **SAMPLE RECIEVING**
EUROFINS TESTAMERICA PITTSBURGH
301 ALPHA DR.
RIDC PARK
PITTSBURGH PA 15238

1-812-960-7000

REF:

REF:



Uncorrected temp 4.2 °C
 Thermometer ID 19

CF -0.1 Initials HR

STANDARD METER NUMBER

FedEx



639 0

2 of 3

SATURDAY 12:00P

MP64 6072 5516 0535

PRIORITY OVERNIGHT

XO AGCA

15238
PA-USA PIT



Login Sample Receipt Checklist

Client: Southern Company

Job Number: 680-231076-2

Login Number: 231076

List Number: 2

Creator: Worthington, Sierra M

List Source: Eurofins St. Louis

List Creation: 03/01/23 01:48 PM

Question	Answer	Comment
Radioactivity wasn't checked or is \leq background as measured by a survey meter.	True	
The cooler's custody seal, if present, is intact.	True	
Sample custody seals, if present, are intact.	True	
The cooler or samples do not appear to have been compromised or tampered with.	True	
Samples were received on ice.	True	
Cooler Temperature is acceptable.	True	
Cooler Temperature is recorded.	True	
COC is present.	True	
COC is filled out in ink and legible.	True	
COC is filled out with all pertinent information.	True	
Is the Field Sampler's name present on COC?	True	
There are no discrepancies between the containers received and the COC.	True	
Samples are received within Holding Time (excluding tests with immediate HTs)	True	
Sample containers have legible labels.	True	
Containers are not broken or leaking.	True	
Sample collection date/times are provided.	True	
Appropriate sample containers are used.	True	
Sample bottles are completely filled.	True	
Sample Preservation Verified.	True	
There is sufficient vol. for all requested analyses, incl. any requested MS/MSDs	True	
Containers requiring zero headspace have no headspace or bubble is <math><6\text{mm}</math> (1/4").	True	
Multiphasic samples are not present.	True	
Samples do not require splitting or compositing.	True	
Residual Chlorine Checked.	N/A	





ANALYTICAL REPORT

PREPARED FOR

Attn: Joju Abraham
Southern Company
241 Ralph McGill Blvd SE
B10185
Atlanta, Georgia 30308

Generated 4/18/2023 4:53:59 PM

JOB DESCRIPTION

CCR - Plant Scherer - AP1 PZs

JOB NUMBER

680-231078-1

Eurofins Savannah

Job Notes

The test results in this report meet NELAP requirements for parameters for which accreditation is required or available. Any exceptions to the NELAP requirements are noted. Results pertain only to samples listed in this report. This report may not be reproduced, except in full, without the written approval of the laboratory. Questions should be directed to the person who signed this report.

The test results in this report relate only to the samples as received by the laboratory and will meet all requirements of the methodology, with any exceptions noted. This report shall not be reproduced except in full, without the express written approval of the laboratory. All questions should be directed to the Eurofins Environment Testing Southeast, LLC Project Manager.

Authorization



Generated
4/18/2023 4:53:59 PM

Authorized for release by
David Fuller, Project Manager
David.Fuller@et.eurofinsus.com
(770)344-8986

Definitions/Glossary

Client: Southern Company
Project/Site: CCR - Plant Scherer - AP1 PZs

Job ID: 680-231078-1

Qualifiers

HPLC/IC

Qualifier	Qualifier Description
4	MS, MSD: The analyte present in the original sample is greater than 4 times the matrix spike concentration; therefore, control limits are not applicable.
F1	MS and/or MSD recovery exceeds control limits.
J	Result is less than the RL but greater than or equal to the MDL and the concentration is an approximate value.

Metals

Qualifier	Qualifier Description
F1	MS and/or MSD recovery exceeds control limits.
J	Result is less than the RL but greater than or equal to the MDL and the concentration is an approximate value.

Glossary

Abbreviation	These commonly used abbreviations may or may not be present in this report.
α	Listed under the "D" column to designate that the result is reported on a dry weight basis
%R	Percent Recovery
CFL	Contains Free Liquid
CFU	Colony Forming Unit
CNF	Contains No Free Liquid
DER	Duplicate Error Ratio (normalized absolute difference)
Dil Fac	Dilution Factor
DL	Detection Limit (DoD/DOE)
DL, RA, RE, IN	Indicates a Dilution, Re-analysis, Re-extraction, or additional Initial metals/anion analysis of the sample
DLC	Decision Level Concentration (Radiochemistry)
EDL	Estimated Detection Limit (Dioxin)
LOD	Limit of Detection (DoD/DOE)
LOQ	Limit of Quantitation (DoD/DOE)
MCL	EPA recommended "Maximum Contaminant Level"
MDA	Minimum Detectable Activity (Radiochemistry)
MDC	Minimum Detectable Concentration (Radiochemistry)
MDL	Method Detection Limit
ML	Minimum Level (Dioxin)
MPN	Most Probable Number
MQL	Method Quantitation Limit
NC	Not Calculated
ND	Not Detected at the reporting limit (or MDL or EDL if shown)
NEG	Negative / Absent
POS	Positive / Present
PQL	Practical Quantitation Limit
PRES	Presumptive
QC	Quality Control
RER	Relative Error Ratio (Radiochemistry)
RL	Reporting Limit or Requested Limit (Radiochemistry)
RPD	Relative Percent Difference, a measure of the relative difference between two points
TEF	Toxicity Equivalent Factor (Dioxin)
TEQ	Toxicity Equivalent Quotient (Dioxin)
TNTC	Too Numerous To Count

Sample Summary

Client: Southern Company
Project/Site: CCR - Plant Scherer - AP1 PZs

Job ID: 680-231078-1

Lab Sample ID	Client Sample ID	Matrix	Collected	Received
680-231078-1	SCH-PZ-13S	Water	02/23/23 12:17	02/25/23 09:00
680-231078-2	SCH-PZ-14S	Water	02/23/23 09:47	02/25/23 09:00
680-231078-3	SCH-PZ-17I	Water	02/23/23 15:00	02/25/23 09:00
680-231078-4	SCH-PZ-42I	Water	02/23/23 15:50	02/25/23 09:00
680-231078-5	SCH-PZ-41S	Water	02/23/23 13:15	02/25/23 09:00
680-231078-6	SCH-PZ-40I	Water	02/24/23 08:55	02/25/23 09:00
680-231078-7	SCH-PZ-39S	Water	02/24/23 08:39	02/25/23 09:00
680-231078-8	SCH-PZ-69I	Water	02/24/23 10:27	02/25/23 09:00
680-231078-9	SCH-AP1-FD-3	Water	02/24/23 00:00	02/25/23 09:00
680-231078-10	SCH-AP1-FB-3	Water	02/23/23 13:45	02/25/23 09:00

1

2

3

4

5

6

7

8

9

10

11

12

Case Narrative

Client: Southern Company
Project/Site: CCR - Plant Scherer - AP1 PZs

Job ID: 680-231078-1

Job ID: 680-231078-1

Laboratory: Eurofins Savannah

Narrative

Job Narrative 680-231078-1

Receipt

The samples were received on 2/25/2023 9:00 AM. Unless otherwise noted below, the samples arrived in good condition, and, where required, properly preserved and on ice. The temperatures of the 2 coolers at receipt time were 1.8°C and 2.2°C

HPLC/IC

Method 300_ORGFM_28D: The matrix spike / matrix spike duplicate (MS/MSD) recoveries for analytical batch 180-427773 were outside control limits for one or more analytes, see QC Sample Results for detail. Sample matrix interference and/or non-homogeneity are suspected because the associated laboratory control sample (LCS) recovery is within acceptance limits.

Method 300_ORGFM_28D: The matrix spike / matrix spike duplicate (MS/MSD) recoveries for analytical batch 180-427908 were outside control limits for one or more analytes, see QC Sample Results for detail. Sample matrix interference and/or non-homogeneity are suspected because the associated laboratory control sample (LCS) recovery is within acceptance limits.

No additional analytical or quality issues were noted, other than those described above or in the Definitions/ Glossary page.


Metals

Method 6020B: The following samples were diluted to bring the concentration of target analytes within the calibration range: SCH-PZ-42I (680-231078-4), SCH-PZ-41S (680-231078-5) and SCH-PZ-40I (680-231078-6). Elevated reporting limits (RLs) are provided.

No additional analytical or quality issues were noted, other than those described above or in the Definitions/ Glossary page.

General Chemistry

No additional analytical or quality issues were noted, other than those described above or in the Definitions/ Glossary page.



Client Sample Results

Client: Southern Company
Project/Site: CCR - Plant Scherer - AP1 PZs

Job ID: 680-231078-1

Client Sample ID: SCH-PZ-13S

Lab Sample ID: 680-231078-1

Date Collected: 02/23/23 12:17

Matrix: Water

Date Received: 02/25/23 09:00

Method: EPA 300.0 R2.1 - Anions, Ion Chromatography

Analyte	Result	Qualifier	RL	MDL	Unit	D	Prepared	Analyzed	Dil Fac
Chloride	10		1.0	0.71	mg/L			03/01/23 19:56	1
Fluoride	0.042	J F1	0.10	0.026	mg/L			03/01/23 19:56	1
Sulfate	1.6	F1	1.0	0.76	mg/L			03/01/23 19:56	1

Method: SW846 EPA 6020B - Metals (ICP/MS) - Total Recoverable

Analyte	Result	Qualifier	RL	MDL	Unit	D	Prepared	Analyzed	Dil Fac
Antimony	<0.00097		0.0020	0.00097	mg/L		03/08/23 09:05	03/22/23 16:30	1
Arsenic	<0.00028		0.0010	0.00028	mg/L		03/08/23 09:05	03/22/23 16:30	1
Barium	0.049		0.010	0.0031	mg/L		03/08/23 09:05	03/22/23 16:30	1
Beryllium	<0.00027		0.0025	0.00027	mg/L		03/08/23 09:05	03/22/23 16:30	1
Boron	<0.060		0.080	0.060	mg/L		03/08/23 09:05	04/07/23 12:59	1
Cadmium	<0.00022		0.0025	0.00022	mg/L		03/08/23 09:05	03/22/23 16:30	1
Calcium	4.2		0.50	0.13	mg/L		03/08/23 09:05	03/22/23 16:30	1
Chromium	0.0034		0.0020	0.0015	mg/L		03/08/23 09:05	03/22/23 16:30	1
Cobalt	0.0057		0.0025	0.00026	mg/L		03/08/23 09:05	03/22/23 16:30	1
Iron	0.097		0.050	0.028	mg/L		03/08/23 09:05	03/22/23 16:30	1
Lead	<0.00038		0.0010	0.00038	mg/L		03/08/23 09:05	03/22/23 16:30	1
Lithium	0.0033	J	0.0050	0.0013	mg/L		03/08/23 09:05	03/22/23 16:30	1
Magnesium	1.6		0.50	0.050	mg/L		03/08/23 09:05	03/22/23 16:30	1
Manganese	0.061		0.0050	0.0013	mg/L		03/08/23 09:05	03/22/23 16:30	1
Molybdenum	<0.00061		0.015	0.00061	mg/L		03/08/23 09:05	03/22/23 16:30	1
Potassium	0.40	J	0.50	0.16	mg/L		03/08/23 09:05	03/22/23 16:30	1
Selenium	<0.00074		0.0050	0.00074	mg/L		03/08/23 09:05	03/22/23 16:30	1
Sodium	5.1		0.50	0.18	mg/L		03/08/23 09:05	03/22/23 16:30	1
Thallium	<0.00047		0.0010	0.00047	mg/L		03/08/23 09:05	03/22/23 16:30	1

Method: SW846 EPA 7470A - Mercury (CVAA)

Analyte	Result	Qualifier	RL	MDL	Unit	D	Prepared	Analyzed	Dil Fac
Mercury	0.00015	J	0.00020	0.00013	mg/L		03/09/23 09:25	03/09/23 13:47	1

General Chemistry

Analyte	Result	Qualifier	RL	MDL	Unit	D	Prepared	Analyzed	Dil Fac
Sulfide (SW846 EPA 9034)	<2.1		3.0	2.1	mg/L		03/01/23 10:59	03/01/23 14:39	1
Total Dissolved Solids (SM 2540C)	51		10	10	mg/L			03/02/23 17:58	1
Ferric Iron (SM 3500)	0.097		0.050	0.0061	mg/L			03/22/23 11:28	1
Total Alkalinity as CaCO3 to pH 4.5 (SM18 SM2320 B)	17		5.0	5.0	mg/L			02/27/23 20:07	1
Bicarbonate Alkalinity as CaCO3 (SM18 SM2320 B)	17		5.0	5.0	mg/L			02/27/23 20:07	1
Carbonate Alkalinity as CaCO3 (SM18 SM2320 B)	<5.0		5.0	5.0	mg/L			02/27/23 20:07	1

Method: EPA Field Sampling - Field Sampling

Analyte	Result	Qualifier	RL	MDL	Unit	D	Prepared	Analyzed	Dil Fac
pH	5.14				SU			02/23/23 12:17	1
Ferrous Iron	0.0				mg/L			02/23/23 12:17	1

Client Sample Results

Client: Southern Company
Project/Site: CCR - Plant Scherer - AP1 PZs

Job ID: 680-231078-1

Client Sample ID: SCH-PZ-14S

Lab Sample ID: 680-231078-2

Date Collected: 02/23/23 09:47

Matrix: Water

Date Received: 02/25/23 09:00

Method: EPA 300.0 R2.1 - Anions, Ion Chromatography

Analyte	Result	Qualifier	RL	MDL	Unit	D	Prepared	Analyzed	Dil Fac
Chloride	4.8		1.0	0.71	mg/L			03/01/23 19:38	1
Fluoride	0.043	J	0.10	0.026	mg/L			03/01/23 19:38	1
Sulfate	1.1		1.0	0.76	mg/L			03/01/23 19:38	1

Method: SW846 EPA 6020B - Metals (ICP/MS) - Total Recoverable

Analyte	Result	Qualifier	RL	MDL	Unit	D	Prepared	Analyzed	Dil Fac
Antimony	<0.00097		0.0020	0.00097	mg/L		03/08/23 09:05	03/22/23 16:34	1
Arsenic	<0.00028		0.0010	0.00028	mg/L		03/08/23 09:05	03/22/23 16:34	1
Barium	0.036		0.010	0.0031	mg/L		03/08/23 09:05	03/22/23 16:34	1
Beryllium	<0.00027		0.0025	0.00027	mg/L		03/08/23 09:05	03/22/23 16:34	1
Boron	<0.060		0.080	0.060	mg/L		03/08/23 09:05	04/07/23 13:02	1
Cadmium	<0.00022		0.0025	0.00022	mg/L		03/08/23 09:05	03/22/23 16:34	1
Calcium	4.6		0.50	0.13	mg/L		03/08/23 09:05	03/22/23 16:34	1
Chromium	0.0022		0.0020	0.0015	mg/L		03/08/23 09:05	03/22/23 16:34	1
Cobalt	<0.00026		0.0025	0.00026	mg/L		03/08/23 09:05	03/22/23 16:34	1
Iron	<0.028		0.050	0.028	mg/L		03/08/23 09:05	03/22/23 16:34	1
Lead	<0.00038		0.0010	0.00038	mg/L		03/08/23 09:05	03/22/23 16:34	1
Lithium	0.0022	J	0.0050	0.0013	mg/L		03/08/23 09:05	03/22/23 16:34	1
Magnesium	2.9		0.50	0.050	mg/L		03/08/23 09:05	03/22/23 16:34	1
Manganese	0.0096		0.0050	0.0013	mg/L		03/08/23 09:05	03/22/23 16:34	1
Molybdenum	<0.00061		0.015	0.00061	mg/L		03/08/23 09:05	03/22/23 16:34	1
Potassium	0.76		0.50	0.16	mg/L		03/08/23 09:05	03/22/23 16:34	1
Selenium	<0.00074		0.0050	0.00074	mg/L		03/08/23 09:05	03/22/23 16:34	1
Sodium	2.1		0.50	0.18	mg/L		03/08/23 09:05	03/22/23 16:34	1
Thallium	<0.00047		0.0010	0.00047	mg/L		03/08/23 09:05	03/22/23 16:34	1

Method: SW846 EPA 7470A - Mercury (CVAA)

Analyte	Result	Qualifier	RL	MDL	Unit	D	Prepared	Analyzed	Dil Fac
Mercury	<0.00013		0.00020	0.00013	mg/L		03/09/23 09:25	03/09/23 13:48	1

General Chemistry

Analyte	Result	Qualifier	RL	MDL	Unit	D	Prepared	Analyzed	Dil Fac
Sulfide (SW846 EPA 9034)	<2.1		3.0	2.1	mg/L		03/01/23 10:59	03/01/23 14:45	1
Total Dissolved Solids (SM 2540C)	59		10	10	mg/L			03/02/23 17:58	1
Ferric Iron (SM 3500)	<0.0061		0.050	0.0061	mg/L			03/22/23 11:28	1
Total Alkalinity as CaCO3 to pH 4.5 (SM18 SM2320 B)	23		5.0	5.0	mg/L			02/27/23 20:12	1
Bicarbonate Alkalinity as CaCO3 (SM18 SM2320 B)	23		5.0	5.0	mg/L			02/27/23 20:12	1
Carbonate Alkalinity as CaCO3 (SM18 SM2320 B)	<5.0		5.0	5.0	mg/L			02/27/23 20:12	1

Method: EPA Field Sampling - Field Sampling

Analyte	Result	Qualifier	RL	MDL	Unit	D	Prepared	Analyzed	Dil Fac
pH	5.40				SU			02/23/23 09:47	1
Ferrous Iron	0.0				mg/L			02/23/23 09:47	1

Eurofins Savannah

Client Sample Results

Client: Southern Company
Project/Site: CCR - Plant Scherer - AP1 PZs

Job ID: 680-231078-1

Client Sample ID: SCH-PZ-171

Lab Sample ID: 680-231078-3

Date Collected: 02/23/23 15:00

Matrix: Water

Date Received: 02/25/23 09:00

Method: EPA 300.0 R2.1 - Anions, Ion Chromatography

Analyte	Result	Qualifier	RL	MDL	Unit	D	Prepared	Analyzed	Dil Fac
Chloride	7.4		1.0	0.71	mg/L			03/01/23 21:29	1
Fluoride	0.049	J	0.10	0.026	mg/L			03/01/23 21:29	1
Sulfate	120		1.0	0.76	mg/L			03/01/23 21:29	1

Method: SW846 EPA 6020B - Metals (ICP/MS) - Total Recoverable

Analyte	Result	Qualifier	RL	MDL	Unit	D	Prepared	Analyzed	Dil Fac
Antimony	<0.00097		0.0020	0.00097	mg/L		03/08/23 09:05	03/22/23 16:38	1
Arsenic	<0.00028		0.0010	0.00028	mg/L		03/08/23 09:05	03/22/23 16:38	1
Barium	0.062		0.010	0.0031	mg/L		03/08/23 09:05	03/22/23 16:38	1
Beryllium	<0.00027		0.0025	0.00027	mg/L		03/08/23 09:05	03/22/23 16:38	1
Boron	0.20		0.080	0.060	mg/L		03/08/23 09:05	04/07/23 13:06	1
Cadmium	<0.00022		0.0025	0.00022	mg/L		03/08/23 09:05	03/22/23 16:38	1
Calcium	38		0.50	0.13	mg/L		03/08/23 09:05	03/22/23 16:38	1
Chromium	0.0042		0.0020	0.0015	mg/L		03/08/23 09:05	03/22/23 16:38	1
Cobalt	<0.00026		0.0025	0.00026	mg/L		03/08/23 09:05	03/22/23 16:38	1
Iron	<0.028		0.050	0.028	mg/L		03/08/23 09:05	03/22/23 16:38	1
Lead	<0.00038		0.0010	0.00038	mg/L		03/08/23 09:05	03/22/23 16:38	1
Lithium	0.0016	J	0.0050	0.0013	mg/L		03/08/23 09:05	03/22/23 16:38	1
Magnesium	16		0.50	0.050	mg/L		03/08/23 09:05	03/22/23 16:38	1
Manganese	<0.0013		0.0050	0.0013	mg/L		03/08/23 09:05	03/22/23 16:38	1
Molybdenum	<0.00061		0.015	0.00061	mg/L		03/08/23 09:05	03/22/23 16:38	1
Potassium	2.3		0.50	0.16	mg/L		03/08/23 09:05	03/22/23 16:38	1
Selenium	<0.00074		0.0050	0.00074	mg/L		03/08/23 09:05	03/22/23 16:38	1
Sodium	12		0.50	0.18	mg/L		03/08/23 09:05	03/22/23 16:38	1
Thallium	<0.00047		0.0010	0.00047	mg/L		03/08/23 09:05	03/22/23 16:38	1

Method: SW846 EPA 7470A - Mercury (CVAA)

Analyte	Result	Qualifier	RL	MDL	Unit	D	Prepared	Analyzed	Dil Fac
Mercury	<0.00013		0.00020	0.00013	mg/L		03/09/23 09:25	03/09/23 13:49	1

General Chemistry

Analyte	Result	Qualifier	RL	MDL	Unit	D	Prepared	Analyzed	Dil Fac
Sulfide (SW846 EPA 9034)	<2.1		3.0	2.1	mg/L		03/01/23 10:59	03/01/23 14:48	1
Total Dissolved Solids (SM 2540C)	260		10	10	mg/L			03/02/23 17:58	1
Ferric Iron (SM 3500)	<0.0061		0.050	0.0061	mg/L			03/22/23 11:28	1
Total Alkalinity as CaCO3 to pH 4.5 (SM18 SM2320 B)	66		5.0	5.0	mg/L			02/27/23 20:17	1
Bicarbonate Alkalinity as CaCO3 (SM18 SM2320 B)	66		5.0	5.0	mg/L			02/27/23 20:17	1
Carbonate Alkalinity as CaCO3 (SM18 SM2320 B)	<5.0		5.0	5.0	mg/L			02/27/23 20:17	1

Method: EPA Field Sampling - Field Sampling

Analyte	Result	Qualifier	RL	MDL	Unit	D	Prepared	Analyzed	Dil Fac
pH	6.73				SU			02/23/23 15:00	1
Ferrous Iron	0.0				mg/L			02/23/23 15:00	1

Client Sample Results

Client: Southern Company
Project/Site: CCR - Plant Scherer - AP1 PZs

Job ID: 680-231078-1

Client Sample ID: SCH-PZ-421

Lab Sample ID: 680-231078-4

Date Collected: 02/23/23 15:50

Matrix: Water

Date Received: 02/25/23 09:00

Method: EPA 300.0 R2.1 - Anions, Ion Chromatography

Analyte	Result	Qualifier	RL	MDL	Unit	D	Prepared	Analyzed	Dil Fac
Chloride	13		1.0	0.71	mg/L			03/02/23 09:29	1
Fluoride	0.079	J	0.10	0.026	mg/L			03/02/23 09:29	1
Sulfate	260		1.0	0.76	mg/L			03/02/23 09:29	1

Method: SW846 EPA 6020B - Metals (ICP/MS) - Total Recoverable

Analyte	Result	Qualifier	RL	MDL	Unit	D	Prepared	Analyzed	Dil Fac
Antimony	<0.00097		0.0020	0.00097	mg/L		03/08/23 09:05	03/22/23 16:41	1
Arsenic	<0.00028		0.0010	0.00028	mg/L		03/08/23 09:05	03/22/23 16:41	1
Barium	0.052		0.010	0.0031	mg/L		03/08/23 09:05	03/22/23 16:41	1
Beryllium	<0.00027		0.0025	0.00027	mg/L		03/08/23 09:05	03/22/23 16:41	1
Boron	3.0		0.16	0.12	mg/L		03/08/23 09:05	04/07/23 13:10	2
Cadmium	<0.00022		0.0025	0.00022	mg/L		03/08/23 09:05	03/22/23 16:41	1
Calcium	70		0.50	0.13	mg/L		03/08/23 09:05	03/22/23 16:41	1
Chromium	<0.0015		0.0020	0.0015	mg/L		03/08/23 09:05	03/22/23 16:41	1
Cobalt	<0.00026		0.0025	0.00026	mg/L		03/08/23 09:05	03/22/23 16:41	1
Iron	0.11		0.050	0.028	mg/L		03/08/23 09:05	03/22/23 16:41	1
Lead	<0.00038		0.0010	0.00038	mg/L		03/08/23 09:05	03/22/23 16:41	1
Lithium	0.0064		0.0050	0.0013	mg/L		03/08/23 09:05	03/22/23 16:41	1
Magnesium	27		0.50	0.050	mg/L		03/08/23 09:05	03/22/23 16:41	1
Manganese	0.16		0.0050	0.0013	mg/L		03/08/23 09:05	03/22/23 16:41	1
Molybdenum	0.0066	J	0.015	0.00061	mg/L		03/08/23 09:05	03/22/23 16:41	1
Potassium	4.3		0.50	0.16	mg/L		03/08/23 09:05	03/22/23 16:41	1
Selenium	<0.00074		0.0050	0.00074	mg/L		03/08/23 09:05	03/22/23 16:41	1
Sodium	28		0.50	0.18	mg/L		03/08/23 09:05	03/22/23 16:41	1
Thallium	<0.00047		0.0010	0.00047	mg/L		03/08/23 09:05	03/22/23 16:41	1

Method: SW846 EPA 7470A - Mercury (CVAA)

Analyte	Result	Qualifier	RL	MDL	Unit	D	Prepared	Analyzed	Dil Fac
Mercury	<0.00013		0.00020	0.00013	mg/L		03/09/23 09:25	03/09/23 13:50	1

General Chemistry

Analyte	Result	Qualifier	RL	MDL	Unit	D	Prepared	Analyzed	Dil Fac
Sulfide (SW846 EPA 9034)	<2.1		3.0	2.1	mg/L		03/01/23 10:59	03/01/23 14:50	1
Total Dissolved Solids (SM 2540C)	490		10	10	mg/L			03/02/23 17:58	1
Ferric Iron (SM 3500)	0.11		0.050	0.0061	mg/L			03/22/23 11:28	1
Total Alkalinity as CaCO3 to pH 4.5 (SM18 SM2320 B)	89		5.0	5.0	mg/L			02/27/23 20:21	1
Bicarbonate Alkalinity as CaCO3 (SM18 SM2320 B)	89		5.0	5.0	mg/L			02/27/23 20:21	1
Carbonate Alkalinity as CaCO3 (SM18 SM2320 B)	<5.0		5.0	5.0	mg/L			02/27/23 20:21	1

Method: EPA Field Sampling - Field Sampling

Analyte	Result	Qualifier	RL	MDL	Unit	D	Prepared	Analyzed	Dil Fac
pH	6.36				SU			02/23/23 15:50	1
Ferrous Iron	0.0				mg/L			02/23/23 15:50	1

Client Sample Results

Client: Southern Company
Project/Site: CCR - Plant Scherer - AP1 PZs

Job ID: 680-231078-1

Client Sample ID: SCH-PZ-41S

Lab Sample ID: 680-231078-5

Date Collected: 02/23/23 13:15

Matrix: Water

Date Received: 02/25/23 09:00

Method: EPA 300.0 R2.1 - Anions, Ion Chromatography

Analyte	Result	Qualifier	RL	MDL	Unit	D	Prepared	Analyzed	Dil Fac
Chloride	8.1		1.0	0.71	mg/L			03/02/23 09:48	1
Fluoride	0.060	J	0.10	0.026	mg/L			03/02/23 09:48	1
Sulfate	660		1.0	0.76	mg/L			03/02/23 09:48	1

Method: SW846 EPA 6020B - Metals (ICP/MS) - Total Recoverable

Analyte	Result	Qualifier	RL	MDL	Unit	D	Prepared	Analyzed	Dil Fac
Antimony	<0.00097		0.0020	0.00097	mg/L		03/08/23 09:05	03/22/23 16:45	1
Arsenic	<0.00028		0.0010	0.00028	mg/L		03/08/23 09:05	03/22/23 16:45	1
Barium	0.026		0.010	0.0031	mg/L		03/08/23 09:05	03/22/23 16:45	1
Beryllium	<0.00027		0.0025	0.00027	mg/L		03/08/23 09:05	03/22/23 16:45	1
Boron	3.8		0.16	0.12	mg/L		03/08/23 09:05	04/07/23 13:29	2
Cadmium	<0.00022		0.0025	0.00022	mg/L		03/08/23 09:05	03/22/23 16:45	1
Calcium	140		0.50	0.13	mg/L		03/08/23 09:05	03/22/23 16:45	1
Chromium	0.0059		0.0020	0.0015	mg/L		03/08/23 09:05	03/22/23 16:45	1
Cobalt	0.00040	J	0.0025	0.00026	mg/L		03/08/23 09:05	03/22/23 16:45	1
Iron	0.11		0.050	0.028	mg/L		03/08/23 09:05	03/22/23 16:45	1
Lead	<0.00038		0.0010	0.00038	mg/L		03/08/23 09:05	03/22/23 16:45	1
Lithium	<0.0013		0.0050	0.0013	mg/L		03/08/23 09:05	03/22/23 16:45	1
Magnesium	52		0.50	0.050	mg/L		03/08/23 09:05	03/22/23 16:45	1
Manganese	0.0095		0.0050	0.0013	mg/L		03/08/23 09:05	03/22/23 16:45	1
Molybdenum	<0.00061		0.015	0.00061	mg/L		03/08/23 09:05	03/22/23 16:45	1
Potassium	4.3		0.50	0.16	mg/L		03/08/23 09:05	03/22/23 16:45	1
Selenium	0.0071		0.0050	0.00074	mg/L		03/08/23 09:05	03/22/23 16:45	1
Sodium	56		0.50	0.18	mg/L		03/08/23 09:05	03/22/23 16:45	1
Thallium	<0.00047		0.0010	0.00047	mg/L		03/08/23 09:05	03/22/23 16:45	1

Method: SW846 EPA 7470A - Mercury (CVAA)

Analyte	Result	Qualifier	RL	MDL	Unit	D	Prepared	Analyzed	Dil Fac
Mercury	<0.00013		0.00020	0.00013	mg/L		03/09/23 09:25	03/09/23 13:52	1

General Chemistry

Analyte	Result	Qualifier	RL	MDL	Unit	D	Prepared	Analyzed	Dil Fac
Sulfide (SW846 EPA 9034)	<2.1		3.0	2.1	mg/L		03/01/23 10:59	03/01/23 14:52	1
Total Dissolved Solids (SM 2540C)	950		10	10	mg/L			03/02/23 17:58	1
Ferric Iron (SM 3500)	0.11		0.050	0.0061	mg/L			03/22/23 11:28	1
Total Alkalinity as CaCO3 to pH 4.5 (SM18 SM2320 B)	16		5.0	5.0	mg/L			02/27/23 20:27	1
Bicarbonate Alkalinity as CaCO3 (SM18 SM2320 B)	16		5.0	5.0	mg/L			02/27/23 20:27	1
Carbonate Alkalinity as CaCO3 (SM18 SM2320 B)	<5.0		5.0	5.0	mg/L			02/27/23 20:27	1

Method: EPA Field Sampling - Field Sampling

Analyte	Result	Qualifier	RL	MDL	Unit	D	Prepared	Analyzed	Dil Fac
pH	5.91				SU			02/23/23 13:15	1
Ferrous Iron	0.0				mg/L			02/23/23 13:15	1

Client Sample Results

Client: Southern Company
Project/Site: CCR - Plant Scherer - AP1 PZs

Job ID: 680-231078-1

Client Sample ID: SCH-PZ-401

Lab Sample ID: 680-231078-6

Date Collected: 02/24/23 08:55

Matrix: Water

Date Received: 02/25/23 09:00

Method: EPA 300.0 R2.1 - Anions, Ion Chromatography

Analyte	Result	Qualifier	RL	MDL	Unit	D	Prepared	Analyzed	Dil Fac
Chloride	8.9		1.0	0.71	mg/L			03/02/23 17:21	1
Fluoride	0.047	J	0.10	0.026	mg/L			03/02/23 17:21	1
Sulfate	700		1.0	0.76	mg/L			03/02/23 17:21	1

Method: SW846 EPA 6020B - Metals (ICP/MS) - Total Recoverable

Analyte	Result	Qualifier	RL	MDL	Unit	D	Prepared	Analyzed	Dil Fac
Antimony	<0.00097		0.0020	0.00097	mg/L		03/08/23 09:05	03/22/23 17:07	1
Arsenic	<0.00028		0.0010	0.00028	mg/L		03/08/23 09:05	03/22/23 17:07	1
Barium	0.039		0.010	0.0031	mg/L		03/08/23 09:05	03/22/23 17:07	1
Beryllium	<0.00027		0.0025	0.00027	mg/L		03/08/23 09:05	03/22/23 17:07	1
Boron	4.2		0.16	0.12	mg/L		03/08/23 09:05	04/07/23 13:40	2
Cadmium	<0.00022		0.0025	0.00022	mg/L		03/08/23 09:05	03/22/23 17:07	1
Calcium	150		0.50	0.13	mg/L		03/08/23 09:05	03/22/23 17:07	1
Chromium	<0.0015		0.0020	0.0015	mg/L		03/08/23 09:05	03/22/23 17:07	1
Cobalt	0.0014	J	0.0025	0.00026	mg/L		03/08/23 09:05	03/22/23 17:07	1
Iron	1.2		0.050	0.028	mg/L		03/08/23 09:05	03/22/23 17:07	1
Lead	<0.00038		0.0010	0.00038	mg/L		03/08/23 09:05	03/22/23 17:07	1
Lithium	0.011		0.0050	0.0013	mg/L		03/08/23 09:05	03/22/23 17:07	1
Magnesium	62		0.50	0.050	mg/L		03/08/23 09:05	03/22/23 17:07	1
Manganese	0.28		0.0050	0.0013	mg/L		03/08/23 09:05	03/22/23 17:07	1
Molybdenum	<0.00061		0.015	0.00061	mg/L		03/08/23 09:05	03/22/23 17:07	1
Potassium	8.5		0.50	0.16	mg/L		03/08/23 09:05	03/22/23 17:07	1
Selenium	<0.00074		0.0050	0.00074	mg/L		03/08/23 09:05	03/22/23 17:07	1
Sodium	58		0.50	0.18	mg/L		03/08/23 09:05	03/22/23 17:07	1
Thallium	<0.00047		0.0010	0.00047	mg/L		03/08/23 09:05	03/22/23 17:07	1

Method: SW846 EPA 7470A - Mercury (CVAA)

Analyte	Result	Qualifier	RL	MDL	Unit	D	Prepared	Analyzed	Dil Fac
Mercury	<0.00013		0.00020	0.00013	mg/L		03/09/23 09:25	03/09/23 13:53	1

General Chemistry

Analyte	Result	Qualifier	RL	MDL	Unit	D	Prepared	Analyzed	Dil Fac
Sulfide (SW846 EPA 9034)	<2.1		3.0	2.1	mg/L		03/01/23 10:59	03/01/23 14:59	1
Total Dissolved Solids (SM 2540C)	1100		10	10	mg/L			03/02/23 17:58	1
Ferric Iron (SM 3500)	<0.0061		0.050	0.0061	mg/L			03/22/23 11:28	1
Total Alkalinity as CaCO3 to pH 4.5 (SM18 SM2320 B)	27		5.0	5.0	mg/L			02/27/23 20:32	1
Bicarbonate Alkalinity as CaCO3 (SM18 SM2320 B)	27		5.0	5.0	mg/L			02/27/23 20:32	1
Carbonate Alkalinity as CaCO3 (SM18 SM2320 B)	<5.0		5.0	5.0	mg/L			02/27/23 20:32	1

Method: EPA Field Sampling - Field Sampling

Analyte	Result	Qualifier	RL	MDL	Unit	D	Prepared	Analyzed	Dil Fac
pH	6.16				SU			02/24/23 08:55	1
Ferrous Iron	1.5				mg/L			02/24/23 08:55	1

Eurofins Savannah

Client Sample Results

Client: Southern Company
Project/Site: CCR - Plant Scherer - AP1 PZs

Job ID: 680-231078-1

Client Sample ID: SCH-PZ-39S

Lab Sample ID: 680-231078-7

Date Collected: 02/24/23 08:39

Matrix: Water

Date Received: 02/25/23 09:00

Method: EPA 300.0 R2.1 - Anions, Ion Chromatography

Analyte	Result	Qualifier	RL	MDL	Unit	D	Prepared	Analyzed	Dil Fac
Chloride	6.9		1.0	0.71	mg/L			03/02/23 17:40	1
Fluoride	0.062	J	0.10	0.026	mg/L			03/02/23 17:40	1
Sulfate	45		1.0	0.76	mg/L			03/02/23 17:40	1

Method: SW846 EPA 6020B - Metals (ICP/MS) - Total Recoverable

Analyte	Result	Qualifier	RL	MDL	Unit	D	Prepared	Analyzed	Dil Fac
Antimony	<0.00097		0.0020	0.00097	mg/L		03/08/23 09:05	03/22/23 17:22	1
Arsenic	<0.00028		0.0010	0.00028	mg/L		03/08/23 09:05	03/22/23 17:22	1
Barium	0.045		0.010	0.0031	mg/L		03/08/23 09:05	03/22/23 17:22	1
Beryllium	<0.00027		0.0025	0.00027	mg/L		03/08/23 09:05	03/22/23 17:22	1
Boron	0.51		0.080	0.060	mg/L		03/08/23 09:05	04/07/23 13:36	1
Cadmium	<0.00022		0.0025	0.00022	mg/L		03/08/23 09:05	03/22/23 17:22	1
Calcium	26		0.50	0.13	mg/L		03/08/23 09:05	03/22/23 17:22	1
Chromium	0.030		0.0020	0.0015	mg/L		03/08/23 09:05	03/22/23 17:22	1
Cobalt	<0.00026		0.0025	0.00026	mg/L		03/08/23 09:05	03/22/23 17:22	1
Iron	0.052		0.050	0.028	mg/L		03/08/23 09:05	03/22/23 17:22	1
Lead	<0.00038		0.0010	0.00038	mg/L		03/08/23 09:05	03/22/23 17:22	1
Lithium	0.0071		0.0050	0.0013	mg/L		03/08/23 09:05	03/22/23 17:22	1
Magnesium	11		0.50	0.050	mg/L		03/08/23 09:05	03/22/23 17:22	1
Manganese	0.13		0.0050	0.0013	mg/L		03/08/23 09:05	03/22/23 17:22	1
Molybdenum	0.0011	J	0.015	0.00061	mg/L		03/08/23 09:05	03/22/23 17:22	1
Potassium	1.9		0.50	0.16	mg/L		03/08/23 09:05	03/22/23 17:22	1
Selenium	0.0019	J	0.0050	0.00074	mg/L		03/08/23 09:05	03/22/23 17:22	1
Sodium	7.6		0.50	0.18	mg/L		03/08/23 09:05	03/22/23 17:22	1
Thallium	<0.00047		0.0010	0.00047	mg/L		03/08/23 09:05	03/22/23 17:22	1

Method: SW846 EPA 7470A - Mercury (CVAA)

Analyte	Result	Qualifier	RL	MDL	Unit	D	Prepared	Analyzed	Dil Fac
Mercury	<0.00013		0.00020	0.00013	mg/L		03/09/23 09:25	03/09/23 13:54	1

General Chemistry

Analyte	Result	Qualifier	RL	MDL	Unit	D	Prepared	Analyzed	Dil Fac
Sulfide (SW846 EPA 9034)	<2.1		3.0	2.1	mg/L		03/01/23 10:59	03/01/23 15:01	1
Total Dissolved Solids (SM 2540C)	160		10	10	mg/L			03/02/23 17:58	1
Ferric Iron (SM 3500)	0.052		0.050	0.0061	mg/L			03/22/23 11:28	1
Total Alkalinity as CaCO3 to pH 4.5 (SM18 SM2320 B)	79		5.0	5.0	mg/L			02/27/23 20:36	1
Bicarbonate Alkalinity as CaCO3 (SM18 SM2320 B)	79		5.0	5.0	mg/L			02/27/23 20:36	1
Carbonate Alkalinity as CaCO3 (SM18 SM2320 B)	<5.0		5.0	5.0	mg/L			02/27/23 20:36	1

Method: EPA Field Sampling - Field Sampling

Analyte	Result	Qualifier	RL	MDL	Unit	D	Prepared	Analyzed	Dil Fac
pH	6.67				SU			02/24/23 08:39	1
Ferrous Iron	0.0				mg/L			02/24/23 08:39	1

Eurofins Savannah

Client Sample Results

Client: Southern Company
Project/Site: CCR - Plant Scherer - AP1 PZs

Job ID: 680-231078-1

Client Sample ID: SCH-PZ-69I

Lab Sample ID: 680-231078-8

Date Collected: 02/24/23 10:27

Matrix: Water

Date Received: 02/25/23 09:00

Method: EPA 300.0 R2.1 - Anions, Ion Chromatography

Analyte	Result	Qualifier	RL	MDL	Unit	D	Prepared	Analyzed	Dil Fac
Chloride	9.2		1.0	0.71	mg/L			03/01/23 23:38	1
Fluoride	0.083	J	0.10	0.026	mg/L			03/01/23 23:38	1
Sulfate	100		1.0	0.76	mg/L			03/01/23 23:38	1

Method: SW846 EPA 6020B - Metals (ICP/MS) - Total Recoverable

Analyte	Result	Qualifier	RL	MDL	Unit	D	Prepared	Analyzed	Dil Fac
Antimony	<0.00097		0.0020	0.00097	mg/L		03/08/23 09:05	03/22/23 17:26	1
Arsenic	0.00070	J	0.0010	0.00028	mg/L		03/08/23 09:05	03/22/23 17:26	1
Barium	0.16		0.010	0.0031	mg/L		03/08/23 09:05	03/22/23 17:26	1
Beryllium	<0.00027		0.0025	0.00027	mg/L		03/08/23 09:05	03/22/23 17:26	1
Boron	0.76		0.080	0.060	mg/L		03/08/23 09:05	04/07/23 13:43	1
Cadmium	<0.00022		0.0025	0.00022	mg/L		03/08/23 09:05	03/22/23 17:26	1
Calcium	48		0.50	0.13	mg/L		03/08/23 09:05	03/22/23 17:26	1
Chromium	<0.0015		0.0020	0.0015	mg/L		03/08/23 09:05	03/22/23 17:26	1
Cobalt	0.0021	J	0.0025	0.00026	mg/L		03/08/23 09:05	03/22/23 17:26	1
Iron	1.8		0.050	0.028	mg/L		03/08/23 09:05	03/22/23 17:26	1
Lead	<0.00038		0.0010	0.00038	mg/L		03/08/23 09:05	03/22/23 17:26	1
Lithium	0.0026	J	0.0050	0.0013	mg/L		03/08/23 09:05	03/22/23 17:26	1
Magnesium	12		0.50	0.050	mg/L		03/08/23 09:05	03/22/23 17:26	1
Manganese	1.9		0.0050	0.0013	mg/L		03/08/23 09:05	03/22/23 17:26	1
Molybdenum	0.00069	J	0.015	0.00061	mg/L		03/08/23 09:05	03/22/23 17:26	1
Potassium	6.0		0.50	0.16	mg/L		03/08/23 09:05	03/22/23 17:26	1
Selenium	<0.00074		0.0050	0.00074	mg/L		03/08/23 09:05	03/22/23 17:26	1
Sodium	17		0.50	0.18	mg/L		03/08/23 09:05	03/22/23 17:26	1
Thallium	<0.00047		0.0010	0.00047	mg/L		03/08/23 09:05	03/22/23 17:26	1

Method: SW846 EPA 7470A - Mercury (CVAA)

Analyte	Result	Qualifier	RL	MDL	Unit	D	Prepared	Analyzed	Dil Fac
Mercury	<0.00013		0.00020	0.00013	mg/L		03/09/23 09:25	03/09/23 13:55	1

General Chemistry

Analyte	Result	Qualifier	RL	MDL	Unit	D	Prepared	Analyzed	Dil Fac
Sulfide (SW846 EPA 9034)	<2.1		3.0	2.1	mg/L		03/01/23 10:59	03/01/23 15:03	1
Total Dissolved Solids (SM 2540C)	290		10	10	mg/L			03/02/23 17:58	1
Ferric Iron (SM 3500)	0.30		0.050	0.0061	mg/L			03/22/23 11:28	1
Total Alkalinity as CaCO3 to pH 4.5 (SM18 SM2320 B)	110		5.0	5.0	mg/L			03/01/23 14:09	1
Bicarbonate Alkalinity as CaCO3 (SM18 SM2320 B)	110		5.0	5.0	mg/L			03/01/23 14:09	1
Carbonate Alkalinity as CaCO3 (SM18 SM2320 B)	<5.0		5.0	5.0	mg/L			03/01/23 14:09	1

Method: EPA Field Sampling - Field Sampling

Analyte	Result	Qualifier	RL	MDL	Unit	D	Prepared	Analyzed	Dil Fac
pH	6.54				SU			02/24/23 10:27	1
Ferrous Iron	1.5				mg/L			02/24/23 10:27	1

Eurofins Savannah

Client Sample Results

Client: Southern Company
Project/Site: CCR - Plant Scherer - AP1 PZs

Job ID: 680-231078-1

Client Sample ID: SCH-AP1-FD-3

Lab Sample ID: 680-231078-9

Date Collected: 02/24/23 00:00

Matrix: Water

Date Received: 02/25/23 09:00

Method: EPA 300.0 R2.1 - Anions, Ion Chromatography

Analyte	Result	Qualifier	RL	MDL	Unit	D	Prepared	Analyzed	Dil Fac
Chloride	6.8		1.0	0.71	mg/L			03/01/23 23:56	1
Fluoride	0.057	J	0.10	0.026	mg/L			03/01/23 23:56	1
Sulfate	45		1.0	0.76	mg/L			03/01/23 23:56	1

Method: SW846 EPA 6020B - Metals (ICP/MS) - Total Recoverable

Analyte	Result	Qualifier	RL	MDL	Unit	D	Prepared	Analyzed	Dil Fac
Antimony	<0.00097		0.0020	0.00097	mg/L		03/08/23 09:05	03/22/23 17:30	1
Arsenic	<0.00028		0.0010	0.00028	mg/L		03/08/23 09:05	03/22/23 17:30	1
Barium	0.046		0.010	0.0031	mg/L		03/08/23 09:05	03/22/23 17:30	1
Beryllium	<0.00027		0.0025	0.00027	mg/L		03/08/23 09:05	03/22/23 17:30	1
Boron	0.21		0.080	0.060	mg/L		03/08/23 09:05	04/07/23 13:47	1
Cadmium	<0.00022		0.0025	0.00022	mg/L		03/08/23 09:05	03/22/23 17:30	1
Calcium	26		0.50	0.13	mg/L		03/08/23 09:05	03/22/23 17:30	1
Chromium	0.031		0.0020	0.0015	mg/L		03/08/23 09:05	03/22/23 17:30	1
Cobalt	<0.00026		0.0025	0.00026	mg/L		03/08/23 09:05	03/22/23 17:30	1
Iron	0.050		0.050	0.028	mg/L		03/08/23 09:05	03/22/23 17:30	1
Lead	<0.00038		0.0010	0.00038	mg/L		03/08/23 09:05	03/22/23 17:30	1
Lithium	0.0070		0.0050	0.0013	mg/L		03/08/23 09:05	03/22/23 17:30	1
Magnesium	11		0.50	0.050	mg/L		03/08/23 09:05	03/22/23 17:30	1
Manganese	0.13		0.0050	0.0013	mg/L		03/08/23 09:05	03/22/23 17:30	1
Molybdenum	0.0011	J	0.015	0.00061	mg/L		03/08/23 09:05	03/22/23 17:30	1
Potassium	1.8		0.50	0.16	mg/L		03/08/23 09:05	03/22/23 17:30	1
Selenium	0.0016	J	0.0050	0.00074	mg/L		03/08/23 09:05	03/22/23 17:30	1
Sodium	7.6		0.50	0.18	mg/L		03/08/23 09:05	03/22/23 17:30	1
Thallium	<0.00047		0.0010	0.00047	mg/L		03/08/23 09:05	03/22/23 17:30	1

Method: SW846 EPA 7470A - Mercury (CVAA)

Analyte	Result	Qualifier	RL	MDL	Unit	D	Prepared	Analyzed	Dil Fac
Mercury	<0.00013		0.00020	0.00013	mg/L		03/09/23 11:00	03/09/23 14:02	1

General Chemistry

Analyte	Result	Qualifier	RL	MDL	Unit	D	Prepared	Analyzed	Dil Fac
Sulfide (SW846 EPA 9034)	<2.1		3.0	2.1	mg/L		03/01/23 10:59	03/01/23 15:06	1
Total Dissolved Solids (SM 2540C)	160		10	10	mg/L			03/02/23 17:58	1
Ferric Iron (SM 3500)	0.050		0.050	0.0061	mg/L			03/22/23 11:28	1
Total Alkalinity as CaCO3 to pH 4.5 (SM18 SM2320 B)	72		5.0	5.0	mg/L			03/01/23 14:14	1
Bicarbonate Alkalinity as CaCO3 (SM18 SM2320 B)	72		5.0	5.0	mg/L			03/01/23 14:14	1
Carbonate Alkalinity as CaCO3 (SM18 SM2320 B)	<5.0		5.0	5.0	mg/L			03/01/23 14:14	1

Method: EPA Field Sampling - Field Sampling

Analyte	Result	Qualifier	RL	MDL	Unit	D	Prepared	Analyzed	Dil Fac
pH	6.67				SU			02/24/23 00:00	1
Ferrous Iron	0.0				mg/L			02/24/23 00:00	1

Eurofins Savannah

Client Sample Results

Client: Southern Company
Project/Site: CCR - Plant Scherer - AP1 PZs

Job ID: 680-231078-1

Client Sample ID: SCH-AP1-FB-3

Lab Sample ID: 680-231078-10

Date Collected: 02/23/23 13:45

Matrix: Water

Date Received: 02/25/23 09:00

Method: EPA 300.0 R2.1 - Anions, Ion Chromatography

Analyte	Result	Qualifier	RL	MDL	Unit	D	Prepared	Analyzed	Dil Fac
Chloride	<0.71		1.0	0.71	mg/L			03/02/23 02:24	1
Fluoride	0.029	J	0.10	0.026	mg/L			03/02/23 02:24	1
Sulfate	1.2		1.0	0.76	mg/L			03/02/23 02:24	1

Method: SW846 EPA 6020B - Metals (ICP/MS) - Total Recoverable

Analyte	Result	Qualifier	RL	MDL	Unit	D	Prepared	Analyzed	Dil Fac
Antimony	<0.00097		0.0020	0.00097	mg/L		03/08/23 09:05	03/22/23 17:33	1
Arsenic	<0.00028		0.0010	0.00028	mg/L		03/08/23 09:05	03/22/23 17:33	1
Barium	<0.0031		0.010	0.0031	mg/L		03/08/23 09:05	03/22/23 17:33	1
Beryllium	<0.00027		0.0025	0.00027	mg/L		03/08/23 09:05	03/22/23 17:33	1
Boron	<0.060		0.080	0.060	mg/L		03/08/23 09:05	04/14/23 16:38	1
Cadmium	<0.00022		0.0025	0.00022	mg/L		03/08/23 09:05	03/22/23 17:33	1
Calcium	<0.13		0.50	0.13	mg/L		03/08/23 09:05	03/22/23 17:33	1
Chromium	<0.0015		0.0020	0.0015	mg/L		03/08/23 09:05	03/22/23 17:33	1
Cobalt	<0.00026		0.0025	0.00026	mg/L		03/08/23 09:05	03/22/23 17:33	1
Iron	<0.028		0.050	0.028	mg/L		03/08/23 09:05	03/22/23 17:33	1
Lead	<0.00038		0.0010	0.00038	mg/L		03/08/23 09:05	03/22/23 17:33	1
Lithium	<0.0013		0.0050	0.0013	mg/L		03/08/23 09:05	03/22/23 17:33	1
Magnesium	<0.050		0.50	0.050	mg/L		03/08/23 09:05	03/22/23 17:33	1
Manganese	<0.0013		0.0050	0.0013	mg/L		03/08/23 09:05	03/22/23 17:33	1
Molybdenum	<0.00061		0.015	0.00061	mg/L		03/08/23 09:05	03/22/23 17:33	1
Potassium	<0.16		0.50	0.16	mg/L		03/08/23 09:05	03/22/23 17:33	1
Selenium	<0.00074		0.0050	0.00074	mg/L		03/08/23 09:05	03/22/23 17:33	1
Sodium	<0.18		0.50	0.18	mg/L		03/08/23 09:05	03/22/23 17:33	1
Thallium	<0.00047		0.0010	0.00047	mg/L		03/08/23 09:05	03/22/23 17:33	1

Method: SW846 EPA 7470A - Mercury (CVAA)

Analyte	Result	Qualifier	RL	MDL	Unit	D	Prepared	Analyzed	Dil Fac
Mercury	<0.00013		0.00020	0.00013	mg/L		03/09/23 11:00	03/09/23 14:05	1

General Chemistry

Analyte	Result	Qualifier	RL	MDL	Unit	D	Prepared	Analyzed	Dil Fac
Sulfide (SW846 EPA 9034)	<2.1		3.0	2.1	mg/L		03/01/23 10:59	03/01/23 15:08	1
Total Dissolved Solids (SM 2540C)	<10		10	10	mg/L			03/02/23 17:58	1
Total Alkalinity as CaCO3 to pH 4.5 (SM18 SM2320 B)	<5.0		5.0	5.0	mg/L			03/01/23 14:51	1
Bicarbonate Alkalinity as CaCO3 (SM18 SM2320 B)	<5.0		5.0	5.0	mg/L			03/01/23 14:51	1
Carbonate Alkalinity as CaCO3 (SM18 SM2320 B)	<5.0		5.0	5.0	mg/L			03/01/23 14:51	1

QC Sample Results

Client: Southern Company
Project/Site: CCR - Plant Scherer - AP1 PZs

Job ID: 680-231078-1

Method: EPA 300.0 R2.1 - Anions, Ion Chromatography

Lab Sample ID: LB 180-427646/1-A
Matrix: Water
Analysis Batch: 427773

Client Sample ID: Method Blank
Prep Type: Total/NA

Analyte	LB LB		RL	MDL	Unit	D	Prepared	Analyzed	Dil Fac
	Result	Qualifier							
Chloride	<0.71		1.0	0.71	mg/L			03/01/23 20:52	1
Fluoride	<0.026		0.10	0.026	mg/L			03/01/23 20:52	1
Sulfate	<0.76		1.0	0.76	mg/L			03/01/23 20:52	1

Lab Sample ID: MB 180-427773/36
Matrix: Water
Analysis Batch: 427773

Client Sample ID: Method Blank
Prep Type: Total/NA

Analyte	MB MB		RL	MDL	Unit	D	Prepared	Analyzed	Dil Fac
	Result	Qualifier							
Chloride	<0.71		1.0	0.71	mg/L			03/02/23 00:15	1
Fluoride	<0.026		0.10	0.026	mg/L			03/02/23 00:15	1
Sulfate	<0.76		1.0	0.76	mg/L			03/02/23 00:15	1

Lab Sample ID: MB 180-427773/6
Matrix: Water
Analysis Batch: 427773

Client Sample ID: Method Blank
Prep Type: Total/NA

Analyte	MB MB		RL	MDL	Unit	D	Prepared	Analyzed	Dil Fac
	Result	Qualifier							
Chloride	<0.71		1.0	0.71	mg/L			03/01/23 15:00	1
Fluoride	<0.026		0.10	0.026	mg/L			03/01/23 15:00	1
Sulfate	<0.76		1.0	0.76	mg/L			03/01/23 15:00	1

Lab Sample ID: LCS 180-427773/37
Matrix: Water
Analysis Batch: 427773

Client Sample ID: Lab Control Sample
Prep Type: Total/NA

Analyte	Spike Added	LCS LCS		Unit	D	%Rec	%Rec Limits
		Result	Qualifier				
Chloride	50.0	49.6		mg/L		99	90 - 110
Fluoride	2.50	2.72		mg/L		109	90 - 110
Sulfate	50.0	51.9		mg/L		104	90 - 110

Lab Sample ID: LCS 180-427773/7
Matrix: Water
Analysis Batch: 427773

Client Sample ID: Lab Control Sample
Prep Type: Total/NA

Analyte	Spike Added	LCS LCS		Unit	D	%Rec	%Rec Limits
		Result	Qualifier				
Chloride	50.0	48.8		mg/L		98	90 - 110
Fluoride	2.50	2.60		mg/L		104	90 - 110
Sulfate	50.0	51.2		mg/L		102	90 - 110

Lab Sample ID: 680-231078-1 MS
Matrix: Water
Analysis Batch: 427773

Client Sample ID: SCH-PZ-13S
Prep Type: Total/NA

Analyte	Sample Result	Sample Qualifier	Spike Added	MS MS		Unit	D	%Rec	%Rec Limits
				Result	Qualifier				
Chloride	10		50.0	65.2		mg/L		110	90 - 110
Fluoride	0.042	J F1	2.50	3.14	F1	mg/L		124	90 - 110
Sulfate	1.6	F1	50.0	60.2	F1	mg/L		117	90 - 110

Eurofins Savannah

QC Sample Results

Client: Southern Company
Project/Site: CCR - Plant Scherer - AP1 PZs

Job ID: 680-231078-1

Method: EPA 300.0 R2.1 - Anions, Ion Chromatography (Continued)

Lab Sample ID: 680-231078-1 MSD
Matrix: Water
Analysis Batch: 427773

Client Sample ID: SCH-PZ-13S
Prep Type: Total/NA

Analyte	Sample Result	Sample Qualifier	Spike Added	MSD Result	MSD Qualifier	Unit	D	%Rec	%Rec Limits	RPD	RPD Limit
Chloride	10		50.0	64.8		mg/L		109	90 - 110	1	20
Fluoride	0.042	J F1	2.50	3.12	F1	mg/L		123	90 - 110	1	20
Sulfate	1.6	F1	50.0	59.2	F1	mg/L		115	90 - 110	2	20

Lab Sample ID: MB 180-427908/6
Matrix: Water
Analysis Batch: 427908

Client Sample ID: Method Blank
Prep Type: Total/NA

Analyte	MB Result	MB Qualifier	RL	MDL	Unit	D	Prepared	Analyzed	Dil Fac
Chloride	<0.71		1.0	0.71	mg/L			03/02/23 13:39	1
Fluoride	<0.026		0.10	0.026	mg/L			03/02/23 13:39	1
Sulfate	<0.76		1.0	0.76	mg/L			03/02/23 13:39	1

Lab Sample ID: LCS 180-427908/7
Matrix: Water
Analysis Batch: 427908

Client Sample ID: Lab Control Sample
Prep Type: Total/NA

Analyte	Spike Added	LCS Result	LCS Qualifier	Unit	D	%Rec	%Rec Limits
Chloride	50.0	48.5		mg/L		97	90 - 110
Fluoride	2.50	2.72		mg/L		109	90 - 110
Sulfate	50.0	50.8		mg/L		102	90 - 110

Lab Sample ID: 180-152836-D-1 MS
Matrix: Water
Analysis Batch: 427908

Client Sample ID: Matrix Spike
Prep Type: Total/NA

Analyte	Sample Result	Sample Qualifier	Spike Added	MS Result	MS Qualifier	Unit	D	%Rec	%Rec Limits
Chloride	46		50.0	92.4		mg/L		93	90 - 110
Fluoride	0.059	J	2.50	2.74		mg/L		107	90 - 110
Sulfate	500		50.0	534	4	mg/L		60	90 - 110

Lab Sample ID: 180-152836-D-1 MSD
Matrix: Water
Analysis Batch: 427908

Client Sample ID: Matrix Spike Duplicate
Prep Type: Total/NA

Analyte	Sample Result	Sample Qualifier	Spike Added	MSD Result	MSD Qualifier	Unit	D	%Rec	%Rec Limits	RPD	RPD Limit
Chloride	46		50.0	92.5		mg/L		93	90 - 110	0	20
Fluoride	0.059	J	2.50	2.76		mg/L		108	90 - 110	1	20
Sulfate	500		50.0	534	4	mg/L		60	90 - 110	0	20

Method: EPA 6020B - Metals (ICP/MS)

Lab Sample ID: MB 180-428412/1-A
Matrix: Water
Analysis Batch: 430208

Client Sample ID: Method Blank
Prep Type: Total Recoverable
Prep Batch: 428412

Analyte	MB Result	MB Qualifier	RL	MDL	Unit	D	Prepared	Analyzed	Dil Fac
Antimony	<0.00097		0.0020	0.00097	mg/L		03/08/23 09:05	03/22/23 15:05	1
Arsenic	<0.00028		0.0010	0.00028	mg/L		03/08/23 09:05	03/22/23 15:05	1
Barium	<0.0031		0.010	0.0031	mg/L		03/08/23 09:05	03/22/23 15:05	1

Eurofins Savannah

QC Sample Results

Client: Southern Company
Project/Site: CCR - Plant Scherer - AP1 PZs

Job ID: 680-231078-1

Method: EPA 6020B - Metals (ICP/MS) (Continued)

Lab Sample ID: MB 180-428412/1-A
Matrix: Water
Analysis Batch: 430208

Client Sample ID: Method Blank
Prep Type: Total Recoverable
Prep Batch: 428412

Analyte	MB MB		RL	MDL	Unit	D	Prepared	Analyzed	Dil Fac
	Result	Qualifier							
Beryllium	<0.00027		0.0025	0.00027	mg/L		03/08/23 09:05	03/22/23 15:05	1
Cadmium	<0.00022		0.0025	0.00022	mg/L		03/08/23 09:05	03/22/23 15:05	1
Calcium	<0.13		0.50	0.13	mg/L		03/08/23 09:05	03/22/23 15:05	1
Chromium	<0.0015		0.0020	0.0015	mg/L		03/08/23 09:05	03/22/23 15:05	1
Cobalt	<0.00026		0.0025	0.00026	mg/L		03/08/23 09:05	03/22/23 15:05	1
Iron	<0.028		0.050	0.028	mg/L		03/08/23 09:05	03/22/23 15:05	1
Lead	<0.00038		0.0010	0.00038	mg/L		03/08/23 09:05	03/22/23 15:05	1
Lithium	<0.0013		0.0050	0.0013	mg/L		03/08/23 09:05	03/22/23 15:05	1
Magnesium	<0.050		0.50	0.050	mg/L		03/08/23 09:05	03/22/23 15:05	1
Manganese	<0.0013		0.0050	0.0013	mg/L		03/08/23 09:05	03/22/23 15:05	1
Molybdenum	<0.00061		0.015	0.00061	mg/L		03/08/23 09:05	03/22/23 15:05	1
Potassium	<0.16		0.50	0.16	mg/L		03/08/23 09:05	03/22/23 15:05	1
Selenium	<0.00074		0.0050	0.00074	mg/L		03/08/23 09:05	03/22/23 15:05	1
Sodium	<0.18		0.50	0.18	mg/L		03/08/23 09:05	03/22/23 15:05	1
Thallium	<0.00047		0.0010	0.00047	mg/L		03/08/23 09:05	03/22/23 15:05	1

Lab Sample ID: MB 180-428412/1-A
Matrix: Water
Analysis Batch: 431774

Client Sample ID: Method Blank
Prep Type: Total Recoverable
Prep Batch: 428412

Analyte	MB MB		RL	MDL	Unit	D	Prepared	Analyzed	Dil Fac
	Result	Qualifier							
Boron	<0.060		0.080	0.060	mg/L		03/08/23 09:05	04/07/23 12:03	1

Lab Sample ID: LCS 180-428412/2-A
Matrix: Water
Analysis Batch: 430208

Client Sample ID: Lab Control Sample
Prep Type: Total Recoverable
Prep Batch: 428412

Analyte	Spike Added	LCS LCS		Unit	D	%Rec	%Rec Limits
		Result	Qualifier				
Antimony	0.250	0.275		mg/L		110	80 - 120
Arsenic	1.00	1.00		mg/L		100	80 - 120
Barium	1.00	1.02		mg/L		102	80 - 120
Beryllium	0.500	0.488		mg/L		98	80 - 120
Cadmium	0.500	0.516		mg/L		103	80 - 120
Calcium	25.0	28.0		mg/L		112	80 - 120
Chromium	0.500	0.523		mg/L		105	80 - 120
Cobalt	0.500	0.499		mg/L		100	80 - 120
Iron	5.00	5.22		mg/L		104	80 - 120
Lead	0.500	0.509		mg/L		102	80 - 120
Lithium	0.500	0.485		mg/L		97	80 - 120
Magnesium	25.0	25.7		mg/L		103	80 - 120
Manganese	0.500	0.497		mg/L		99	80 - 120
Molybdenum	0.500	0.526		mg/L		105	80 - 120
Potassium	25.0	26.0		mg/L		104	80 - 120
Selenium	1.00	1.02		mg/L		102	80 - 120
Sodium	25.0	26.2		mg/L		105	80 - 120
Thallium	1.00	1.07		mg/L		107	80 - 120

Eurofins Savannah

QC Sample Results

Client: Southern Company
Project/Site: CCR - Plant Scherer - AP1 PZs

Job ID: 680-231078-1

Method: EPA 6020B - Metals (ICP/MS) (Continued)

Lab Sample ID: LCS 180-428412/2-A
Matrix: Water
Analysis Batch: 431774

Client Sample ID: Lab Control Sample
Prep Type: Total Recoverable
Prep Batch: 428412

Analyte	Spike Added	LCS Result	LCS Qualifier	Unit	D	%Rec	%Rec Limits
Boron	1.25	1.27		mg/L		102	80 - 120

Lab Sample ID: 680-231076-E-7-B MS
Matrix: Water
Analysis Batch: 430208

Client Sample ID: Matrix Spike
Prep Type: Total Recoverable
Prep Batch: 428412

Analyte	Sample Result	Sample Qualifier	Spike Added	MS Result	MS Qualifier	Unit	D	%Rec	%Rec Limits
Antimony	<0.00097		0.250	0.269		mg/L		108	75 - 125
Arsenic	<0.00028		1.00	0.963		mg/L		96	75 - 125
Barium	0.082		1.00	1.07		mg/L		99	75 - 125
Beryllium	<0.00027		0.500	0.465		mg/L		93	75 - 125
Cadmium	<0.00022		0.500	0.499		mg/L		100	75 - 125
Calcium	34		25.0	60.1		mg/L		103	75 - 125
Chromium	<0.0015		0.500	0.499		mg/L		100	75 - 125
Cobalt	0.00069	J	0.500	0.476		mg/L		95	75 - 125
Iron	0.22		5.00	5.30		mg/L		102	75 - 125
Lead	<0.00038		0.500	0.493		mg/L		99	75 - 125
Lithium	0.0019	J	0.500	0.469		mg/L		93	75 - 125
Magnesium	16		25.0	39.8		mg/L		97	75 - 125
Manganese	0.15		0.500	0.614		mg/L		94	75 - 125
Molybdenum	<0.00061		0.500	0.506		mg/L		101	75 - 125
Potassium	2.9		25.0	27.6		mg/L		99	75 - 125
Selenium	<0.00074		1.00	0.996		mg/L		100	75 - 125
Sodium	20		25.0	44.2		mg/L		95	75 - 125
Thallium	<0.00047		1.00	1.03		mg/L		103	75 - 125

Lab Sample ID: 680-231076-E-7-C MSD
Matrix: Water
Analysis Batch: 430208

Client Sample ID: Matrix Spike Duplicate
Prep Type: Total Recoverable
Prep Batch: 428412

Analyte	Sample Result	Sample Qualifier	Spike Added	MSD Result	MSD Qualifier	Unit	D	%Rec	%Rec Limits	RPD	Limit
Antimony	<0.00097		0.250	0.266		mg/L		107	75 - 125	1	20
Arsenic	<0.00028		1.00	0.962		mg/L		96	75 - 125	0	20
Barium	0.082		1.00	1.05		mg/L		97	75 - 125	2	20
Beryllium	<0.00027		0.500	0.463		mg/L		93	75 - 125	0	20
Cadmium	<0.00022		0.500	0.494		mg/L		99	75 - 125	1	20
Calcium	34		25.0	57.7		mg/L		93	75 - 125	4	20
Chromium	<0.0015		0.500	0.498		mg/L		100	75 - 125	0	20
Cobalt	0.00069	J	0.500	0.474		mg/L		95	75 - 125	0	20
Iron	0.22		5.00	5.17		mg/L		99	75 - 125	3	20
Lead	<0.00038		0.500	0.488		mg/L		98	75 - 125	1	20
Lithium	0.0019	J	0.500	0.467		mg/L		93	75 - 125	0	20
Magnesium	16		25.0	38.8		mg/L		93	75 - 125	3	20
Manganese	0.15		0.500	0.603		mg/L		91	75 - 125	2	20
Molybdenum	<0.00061		0.500	0.508		mg/L		102	75 - 125	0	20
Potassium	2.9		25.0	27.2		mg/L		97	75 - 125	1	20
Selenium	<0.00074		1.00	0.989		mg/L		99	75 - 125	1	20
Sodium	20		25.0	42.6		mg/L		89	75 - 125	4	20
Thallium	<0.00047		1.00	1.01		mg/L		101	75 - 125	2	20

Eurofins Savannah

QC Sample Results

Client: Southern Company
 Project/Site: CCR - Plant Scherer - AP1 PZs

Job ID: 680-231078-1

Method: EPA 7470A - Mercury (CVAA)

Lab Sample ID: MB 180-428559/1-A
Matrix: Water
Analysis Batch: 428715

Client Sample ID: Method Blank
Prep Type: Total/NA
Prep Batch: 428559

Analyte	MB Result	MB Qualifier	RL	MDL	Unit	D	Prepared	Analyzed	Dil Fac
Mercury	<0.00013		0.00020	0.00013	mg/L		03/09/23 09:25	03/09/23 13:23	1

Lab Sample ID: LCS 180-428559/2-A
Matrix: Water
Analysis Batch: 428715

Client Sample ID: Lab Control Sample
Prep Type: Total/NA
Prep Batch: 428559

Analyte	Spike Added	LCS Result	LCS Qualifier	Unit	D	%Rec	%Rec Limits
Mercury	0.00250	0.00226		mg/L		90	80 - 120

Lab Sample ID: 680-231076-E-1-C MS
Matrix: Water
Analysis Batch: 428715

Client Sample ID: Matrix Spike
Prep Type: Total/NA
Prep Batch: 428559

Analyte	Sample Result	Sample Qualifier	Spike Added	MS Result	MS Qualifier	Unit	D	%Rec	%Rec Limits
Mercury	<0.00013	F1	0.00100	0.000648	F1	mg/L		65	75 - 125

Lab Sample ID: 680-231076-E-1-D MSD
Matrix: Water
Analysis Batch: 428715

Client Sample ID: Matrix Spike Duplicate
Prep Type: Total/NA
Prep Batch: 428559

Analyte	Sample Result	Sample Qualifier	Spike Added	MSD Result	MSD Qualifier	Unit	D	%Rec	%Rec Limits	RPD	RPD Limit
Mercury	<0.00013	F1	0.00100	0.000613	F1	mg/L		61	75 - 125	6	20

Lab Sample ID: MB 180-428561/1-A
Matrix: Water
Analysis Batch: 428715

Client Sample ID: Method Blank
Prep Type: Total/NA
Prep Batch: 428561

Analyte	MB Result	MB Qualifier	RL	MDL	Unit	D	Prepared	Analyzed	Dil Fac
Mercury	<0.00013		0.00020	0.00013	mg/L		03/09/23 11:00	03/09/23 13:56	1

Lab Sample ID: LCS 180-428561/2-A
Matrix: Water
Analysis Batch: 428715

Client Sample ID: Lab Control Sample
Prep Type: Total/NA
Prep Batch: 428561

Analyte	Spike Added	LCS Result	LCS Qualifier	Unit	D	%Rec	%Rec Limits
Mercury	0.00250	0.00239		mg/L		95	80 - 120

Lab Sample ID: 680-231078-9 MS
Matrix: Water
Analysis Batch: 428715

Client Sample ID: SCH-AP1-FD-3
Prep Type: Total/NA
Prep Batch: 428561

Analyte	Sample Result	Sample Qualifier	Spike Added	MS Result	MS Qualifier	Unit	D	%Rec	%Rec Limits
Mercury	<0.00013		0.00100	0.000927		mg/L		93	75 - 125

Lab Sample ID: 680-231078-9 MSD
Matrix: Water
Analysis Batch: 428715

Client Sample ID: SCH-AP1-FD-3
Prep Type: Total/NA
Prep Batch: 428561

Analyte	Sample Result	Sample Qualifier	Spike Added	MSD Result	MSD Qualifier	Unit	D	%Rec	%Rec Limits	RPD	RPD Limit
Mercury	<0.00013		0.00100	0.000953		mg/L		95	75 - 125	3	20

Eurofins Savannah

QC Sample Results

Client: Southern Company
Project/Site: CCR - Plant Scherer - AP1 PZs

Job ID: 680-231078-1

Method: EPA 9034 - Sulfide, Acid soluble and Insoluble (Titrimetric)

Lab Sample ID: MB 180-427758/2-A
Matrix: Water
Analysis Batch: 427883

Client Sample ID: Method Blank
Prep Type: Total/NA
Prep Batch: 427758

Analyte	MB Result	MB Qualifier	RL	MDL	Unit	D	Prepared	Analyzed	Dil Fac
Sulfide	<2.1		3.0	2.1	mg/L		03/01/23 10:59	03/01/23 14:36	1

Lab Sample ID: LCS 180-427758/1-A
Matrix: Water
Analysis Batch: 427883

Client Sample ID: Lab Control Sample
Prep Type: Total/NA
Prep Batch: 427758

Analyte	Spike Added	LCS Result	LCS Qualifier	Unit	D	%Rec	%Rec Limits
Sulfide	17.7	15.3		mg/L		86	85 - 115

Lab Sample ID: 680-231078-1 MS
Matrix: Water
Analysis Batch: 427883

Client Sample ID: SCH-PZ-13S
Prep Type: Total/NA
Prep Batch: 427758

Analyte	Sample Result	Sample Qualifier	Spike Added	MS Result	MS Qualifier	Unit	D	%Rec	%Rec Limits
Sulfide	<2.1		17.7	14.7		mg/L		83	75 - 125

Lab Sample ID: 680-231078-1 MSD
Matrix: Water
Analysis Batch: 427883

Client Sample ID: SCH-PZ-13S
Prep Type: Total/NA
Prep Batch: 427758

Analyte	Sample Result	Sample Qualifier	Spike Added	MSD Result	MSD Qualifier	Unit	D	%Rec	%Rec Limits	RPD	RPD Limit
Sulfide	<2.1		17.7	14.7		mg/L		83	75 - 125	1	20

Method: SM 2540C - Solids, Total Dissolved (TDS)

Lab Sample ID: MB 180-427967/1
Matrix: Water
Analysis Batch: 427967

Client Sample ID: Method Blank
Prep Type: Total/NA

Analyte	MB Result	MB Qualifier	RL	MDL	Unit	D	Prepared	Analyzed	Dil Fac
Total Dissolved Solids	<10		10	10	mg/L			03/02/23 17:58	1

Lab Sample ID: LCS 180-427967/2
Matrix: Water
Analysis Batch: 427967

Client Sample ID: Lab Control Sample
Prep Type: Total/NA

Analyte	Spike Added	LCS Result	LCS Qualifier	Unit	D	%Rec	%Rec Limits
Total Dissolved Solids	665	656		mg/L		99	85 - 115

Lab Sample ID: 680-231078-4 DU
Matrix: Water
Analysis Batch: 427967

Client Sample ID: SCH-PZ-42I
Prep Type: Total/NA

Analyte	Sample Result	Sample Qualifier	DU Result	DU Qualifier	Unit	D	RPD	RPD Limit
Total Dissolved Solids	490		481		mg/L		0.8	10

Eurofins Savannah

QC Sample Results

Client: Southern Company
 Project/Site: CCR - Plant Scherer - AP1 PZs

Job ID: 680-231078-1

Method: SM 2540C - Solids, Total Dissolved (TDS) (Continued)

Lab Sample ID: 680-231081-A-1 DU
 Matrix: Water
 Analysis Batch: 427967

Client Sample ID: Duplicate
 Prep Type: Total/NA

Analyte	Sample Result	Sample Qualifier	DU Result	DU Qualifier	Unit	D	RPD	RPD Limit
Total Dissolved Solids	330		331		mg/L		1	10

Method: SM2320 B - Alkalinity, Total

Lab Sample ID: MB 180-427598/77
 Matrix: Water
 Analysis Batch: 427598

Client Sample ID: Method Blank
 Prep Type: Total/NA

Analyte	MB Result	MB Qualifier	RL	MDL	Unit	D	Prepared	Analyzed	Dil Fac
Total Alkalinity as CaCO3 to pH 4.5	<5.0		5.0	5.0	mg/L			02/27/23 19:03	1
Bicarbonate Alkalinity as CaCO3	<5.0		5.0	5.0	mg/L			02/27/23 19:03	1
Carbonate Alkalinity as CaCO3	<5.0		5.0	5.0	mg/L			02/27/23 19:03	1

Lab Sample ID: LCS 180-427598/76
 Matrix: Water
 Analysis Batch: 427598

Client Sample ID: Lab Control Sample
 Prep Type: Total/NA

Analyte	Spike Added	LCS Result	LCS Qualifier	Unit	D	%Rec	%Rec Limits
Total Alkalinity as CaCO3 to pH 4.5	255	261		mg/L		103	90 - 110

Lab Sample ID: LLCS 180-427598/75
 Matrix: Water
 Analysis Batch: 427598

Client Sample ID: Lab Control Sample
 Prep Type: Total/NA

Analyte	Spike Added	LLCS Result	LLCS Qualifier	Unit	D	%Rec	%Rec Limits
Total Alkalinity as CaCO3 to pH 4.5	15.3	15.7		mg/L		103	75 - 125

Lab Sample ID: 180-152645-B-9 DU
 Matrix: Water
 Analysis Batch: 427598

Client Sample ID: Duplicate
 Prep Type: Total/NA

Analyte	Sample Result	Sample Qualifier	DU Result	DU Qualifier	Unit	D	RPD	RPD Limit
Total Alkalinity as CaCO3 to pH 4.5	95		96.9		mg/L		2	20
Bicarbonate Alkalinity as CaCO3	95		96.9		mg/L		2	20
Carbonate Alkalinity as CaCO3	<5.0		<5.0		mg/L		NC	20

Lab Sample ID: MB 180-427796/29
 Matrix: Water
 Analysis Batch: 427796

Client Sample ID: Method Blank
 Prep Type: Total/NA

Analyte	MB Result	MB Qualifier	RL	MDL	Unit	D	Prepared	Analyzed	Dil Fac
Total Alkalinity as CaCO3 to pH 4.5	<5.0		5.0	5.0	mg/L			03/01/23 14:38	1
Bicarbonate Alkalinity as CaCO3	<5.0		5.0	5.0	mg/L			03/01/23 14:38	1
Carbonate Alkalinity as CaCO3	<5.0		5.0	5.0	mg/L			03/01/23 14:38	1

Eurofins Savannah

QC Sample Results

Client: Southern Company
 Project/Site: CCR - Plant Scherer - AP1 PZs

Job ID: 680-231078-1

Method: SM2320 B - Alkalinity, Total (Continued)

Lab Sample ID: MB 180-427796/5
Matrix: Water
Analysis Batch: 427796

Client Sample ID: Method Blank
Prep Type: Total/NA

Analyte	MB Result	MB Qualifier	RL	MDL	Unit	D	Prepared	Analyzed	Dil Fac
Total Alkalinity as CaCO3 to pH 4.5	<5.0		5.0	5.0	mg/L			03/01/23 12:45	1
Bicarbonate Alkalinity as CaCO3	<5.0		5.0	5.0	mg/L			03/01/23 12:45	1
Carbonate Alkalinity as CaCO3	<5.0		5.0	5.0	mg/L			03/01/23 12:45	1

Lab Sample ID: LCS 180-427796/28
Matrix: Water
Analysis Batch: 427796

Client Sample ID: Lab Control Sample
Prep Type: Total/NA

Analyte	Spike Added	LCS Result	LCS Qualifier	Unit	D	%Rec	%Rec Limits
Total Alkalinity as CaCO3 to pH 4.5	255	257		mg/L		101	90 - 110

Lab Sample ID: LCS 180-427796/4
Matrix: Water
Analysis Batch: 427796

Client Sample ID: Lab Control Sample
Prep Type: Total/NA

Analyte	Spike Added	LCS Result	LCS Qualifier	Unit	D	%Rec	%Rec Limits
Total Alkalinity as CaCO3 to pH 4.5	255	254		mg/L		100	90 - 110

Lab Sample ID: LLCS 180-427796/27
Matrix: Water
Analysis Batch: 427796

Client Sample ID: Lab Control Sample
Prep Type: Total/NA

Analyte	Spike Added	LLCS Result	LLCS Qualifier	Unit	D	%Rec	%Rec Limits
Total Alkalinity as CaCO3 to pH 4.5	15.3	14.4		mg/L		94	75 - 125

Lab Sample ID: LLCS 180-427796/3
Matrix: Water
Analysis Batch: 427796

Client Sample ID: Lab Control Sample
Prep Type: Total/NA

Analyte	Spike Added	LLCS Result	LLCS Qualifier	Unit	D	%Rec	%Rec Limits
Total Alkalinity as CaCO3 to pH 4.5	15.3	15.7		mg/L		103	75 - 125

Lab Sample ID: 180-152410-F-1 DU
Matrix: Water
Analysis Batch: 427796

Client Sample ID: Duplicate
Prep Type: Total/NA

Analyte	Sample Result	Sample Qualifier	DU Result	DU Qualifier	Unit	D	RPD	RPD Limit
Total Alkalinity as CaCO3 to pH 4.5	33		31.1		mg/L		5	20
Bicarbonate Alkalinity as CaCO3	33		31.1		mg/L		5	20
Carbonate Alkalinity as CaCO3	<5.0		<5.0		mg/L		NC	20

QC Sample Results

Client: Southern Company
 Project/Site: CCR - Plant Scherer - AP1 PZs

Job ID: 680-231078-1

Method: SM2320 B - Alkalinity, Total (Continued)

Lab Sample ID: 180-152742-D-1 DU
 Matrix: Water
 Analysis Batch: 427796

Client Sample ID: Duplicate
 Prep Type: Total/NA

Analyte	Sample Result	Sample Qualifier	DU Result	DU Qualifier	Unit	D	RPD	Limit
Total Alkalinity as CaCO3 to pH 4.5	330		332		mg/L		0.6	20
Bicarbonate Alkalinity as CaCO3	330		332		mg/L		0.6	20
Carbonate Alkalinity as CaCO3	<5.0		<5.0		mg/L		NC	20

- 1
- 2
- 3
- 4
- 5
- 6
- 7
- 8
- 9
- 10
- 11
- 12

QC Association Summary

Client: Southern Company
Project/Site: CCR - Plant Scherer - AP1 PZs

Job ID: 680-231078-1

HPLC/IC

Leach Batch: 427646

Lab Sample ID	Client Sample ID	Prep Type	Matrix	Method	Prep Batch
LB 180-427646/1-A	Method Blank	Total/NA	Water	D3987-85	

Analysis Batch: 427773

Lab Sample ID	Client Sample ID	Prep Type	Matrix	Method	Prep Batch
680-231078-1	SCH-PZ-13S	Total/NA	Water	EPA 300.0 R2.1	
680-231078-2	SCH-PZ-14S	Total/NA	Water	EPA 300.0 R2.1	
680-231078-3	SCH-PZ-17I	Total/NA	Water	EPA 300.0 R2.1	
680-231078-4	SCH-PZ-42I	Total/NA	Water	EPA 300.0 R2.1	
680-231078-5	SCH-PZ-41S	Total/NA	Water	EPA 300.0 R2.1	
680-231078-8	SCH-PZ-69I	Total/NA	Water	EPA 300.0 R2.1	
680-231078-9	SCH-AP1-FD-3	Total/NA	Water	EPA 300.0 R2.1	
680-231078-10	SCH-AP1-FB-3	Total/NA	Water	EPA 300.0 R2.1	
LB 180-427646/1-A	Method Blank	Total/NA	Water	EPA 300.0 R2.1	427646
MB 180-427773/36	Method Blank	Total/NA	Water	EPA 300.0 R2.1	
MB 180-427773/6	Method Blank	Total/NA	Water	EPA 300.0 R2.1	
LCS 180-427773/37	Lab Control Sample	Total/NA	Water	EPA 300.0 R2.1	
LCS 180-427773/7	Lab Control Sample	Total/NA	Water	EPA 300.0 R2.1	
680-231078-1 MS	SCH-PZ-13S	Total/NA	Water	EPA 300.0 R2.1	
680-231078-1 MSD	SCH-PZ-13S	Total/NA	Water	EPA 300.0 R2.1	

Analysis Batch: 427908

Lab Sample ID	Client Sample ID	Prep Type	Matrix	Method	Prep Batch
680-231078-6	SCH-PZ-40I	Total/NA	Water	EPA 300.0 R2.1	
680-231078-7	SCH-PZ-39S	Total/NA	Water	EPA 300.0 R2.1	
MB 180-427908/6	Method Blank	Total/NA	Water	EPA 300.0 R2.1	
LCS 180-427908/7	Lab Control Sample	Total/NA	Water	EPA 300.0 R2.1	
180-152836-D-1 MS	Matrix Spike	Total/NA	Water	EPA 300.0 R2.1	
180-152836-D-1 MSD	Matrix Spike Duplicate	Total/NA	Water	EPA 300.0 R2.1	

Metals

Prep Batch: 428412

Lab Sample ID	Client Sample ID	Prep Type	Matrix	Method	Prep Batch
680-231078-1	SCH-PZ-13S	Total Recoverable	Water	3005A	
680-231078-2	SCH-PZ-14S	Total Recoverable	Water	3005A	
680-231078-3	SCH-PZ-17I	Total Recoverable	Water	3005A	
680-231078-4	SCH-PZ-42I	Total Recoverable	Water	3005A	
680-231078-5	SCH-PZ-41S	Total Recoverable	Water	3005A	
680-231078-6	SCH-PZ-40I	Total Recoverable	Water	3005A	
680-231078-7	SCH-PZ-39S	Total Recoverable	Water	3005A	
680-231078-8	SCH-PZ-69I	Total Recoverable	Water	3005A	
680-231078-9	SCH-AP1-FD-3	Total Recoverable	Water	3005A	
680-231078-10	SCH-AP1-FB-3	Total Recoverable	Water	3005A	
MB 180-428412/1-A	Method Blank	Total Recoverable	Water	3005A	
LCS 180-428412/2-A	Lab Control Sample	Total Recoverable	Water	3005A	
680-231076-E-7-B MS	Matrix Spike	Total Recoverable	Water	3005A	
680-231076-E-7-C MSD	Matrix Spike Duplicate	Total Recoverable	Water	3005A	

Prep Batch: 428559

Lab Sample ID	Client Sample ID	Prep Type	Matrix	Method	Prep Batch
680-231078-1	SCH-PZ-13S	Total/NA	Water	7470A	

Eurofins Savannah

QC Association Summary

Client: Southern Company
Project/Site: CCR - Plant Scherer - AP1 PZs

Job ID: 680-231078-1

Metals (Continued)

Prep Batch: 428559 (Continued)

Lab Sample ID	Client Sample ID	Prep Type	Matrix	Method	Prep Batch
680-231078-2	SCH-PZ-14S	Total/NA	Water	7470A	
680-231078-3	SCH-PZ-17I	Total/NA	Water	7470A	
680-231078-4	SCH-PZ-42I	Total/NA	Water	7470A	
680-231078-5	SCH-PZ-41S	Total/NA	Water	7470A	
680-231078-6	SCH-PZ-40I	Total/NA	Water	7470A	
680-231078-7	SCH-PZ-39S	Total/NA	Water	7470A	
680-231078-8	SCH-PZ-69I	Total/NA	Water	7470A	
MB 180-428559/1-A	Method Blank	Total/NA	Water	7470A	
LCS 180-428559/2-A	Lab Control Sample	Total/NA	Water	7470A	
680-231076-E-1-C MS	Matrix Spike	Total/NA	Water	7470A	
680-231076-E-1-D MSD	Matrix Spike Duplicate	Total/NA	Water	7470A	

Prep Batch: 428561

Lab Sample ID	Client Sample ID	Prep Type	Matrix	Method	Prep Batch
680-231078-9	SCH-AP1-FD-3	Total/NA	Water	7470A	
680-231078-10	SCH-AP1-FB-3	Total/NA	Water	7470A	
MB 180-428561/1-A	Method Blank	Total/NA	Water	7470A	
LCS 180-428561/2-A	Lab Control Sample	Total/NA	Water	7470A	
680-231078-9 MS	SCH-AP1-FD-3	Total/NA	Water	7470A	
680-231078-9 MSD	SCH-AP1-FD-3	Total/NA	Water	7470A	

Analysis Batch: 428715

Lab Sample ID	Client Sample ID	Prep Type	Matrix	Method	Prep Batch
680-231078-1	SCH-PZ-13S	Total/NA	Water	EPA 7470A	428559
680-231078-2	SCH-PZ-14S	Total/NA	Water	EPA 7470A	428559
680-231078-3	SCH-PZ-17I	Total/NA	Water	EPA 7470A	428559
680-231078-4	SCH-PZ-42I	Total/NA	Water	EPA 7470A	428559
680-231078-5	SCH-PZ-41S	Total/NA	Water	EPA 7470A	428559
680-231078-6	SCH-PZ-40I	Total/NA	Water	EPA 7470A	428559
680-231078-7	SCH-PZ-39S	Total/NA	Water	EPA 7470A	428559
680-231078-8	SCH-PZ-69I	Total/NA	Water	EPA 7470A	428559
680-231078-9	SCH-AP1-FD-3	Total/NA	Water	EPA 7470A	428561
680-231078-10	SCH-AP1-FB-3	Total/NA	Water	EPA 7470A	428561
MB 180-428559/1-A	Method Blank	Total/NA	Water	EPA 7470A	428559
MB 180-428561/1-A	Method Blank	Total/NA	Water	EPA 7470A	428561
LCS 180-428559/2-A	Lab Control Sample	Total/NA	Water	EPA 7470A	428559
LCS 180-428561/2-A	Lab Control Sample	Total/NA	Water	EPA 7470A	428561
680-231076-E-1-C MS	Matrix Spike	Total/NA	Water	EPA 7470A	428559
680-231076-E-1-D MSD	Matrix Spike Duplicate	Total/NA	Water	EPA 7470A	428559
680-231078-9 MS	SCH-AP1-FD-3	Total/NA	Water	EPA 7470A	428561
680-231078-9 MSD	SCH-AP1-FD-3	Total/NA	Water	EPA 7470A	428561

Analysis Batch: 430208

Lab Sample ID	Client Sample ID	Prep Type	Matrix	Method	Prep Batch
680-231078-1	SCH-PZ-13S	Total Recoverable	Water	EPA 6020B	428412
680-231078-2	SCH-PZ-14S	Total Recoverable	Water	EPA 6020B	428412
680-231078-3	SCH-PZ-17I	Total Recoverable	Water	EPA 6020B	428412
680-231078-4	SCH-PZ-42I	Total Recoverable	Water	EPA 6020B	428412
680-231078-5	SCH-PZ-41S	Total Recoverable	Water	EPA 6020B	428412
680-231078-6	SCH-PZ-40I	Total Recoverable	Water	EPA 6020B	428412
680-231078-7	SCH-PZ-39S	Total Recoverable	Water	EPA 6020B	428412

Eurofins Savannah

QC Association Summary

Client: Southern Company
Project/Site: CCR - Plant Scherer - AP1 PZs

Job ID: 680-231078-1

Metals (Continued)

Analysis Batch: 430208 (Continued)

Lab Sample ID	Client Sample ID	Prep Type	Matrix	Method	Prep Batch
680-231078-8	SCH-PZ-69I	Total Recoverable	Water	EPA 6020B	428412
680-231078-9	SCH-AP1-FD-3	Total Recoverable	Water	EPA 6020B	428412
680-231078-10	SCH-AP1-FB-3	Total Recoverable	Water	EPA 6020B	428412
MB 180-428412/1-A	Method Blank	Total Recoverable	Water	EPA 6020B	428412
LCS 180-428412/2-A	Lab Control Sample	Total Recoverable	Water	EPA 6020B	428412
680-231076-E-7-B MS	Matrix Spike	Total Recoverable	Water	EPA 6020B	428412
680-231076-E-7-C MSD	Matrix Spike Duplicate	Total Recoverable	Water	EPA 6020B	428412

Analysis Batch: 431774

Lab Sample ID	Client Sample ID	Prep Type	Matrix	Method	Prep Batch
680-231078-1	SCH-PZ-13S	Total Recoverable	Water	EPA 6020B	428412
680-231078-2	SCH-PZ-14S	Total Recoverable	Water	EPA 6020B	428412
680-231078-3	SCH-PZ-17I	Total Recoverable	Water	EPA 6020B	428412
680-231078-4	SCH-PZ-42I	Total Recoverable	Water	EPA 6020B	428412
680-231078-5	SCH-PZ-41S	Total Recoverable	Water	EPA 6020B	428412
680-231078-6	SCH-PZ-40I	Total Recoverable	Water	EPA 6020B	428412
680-231078-7	SCH-PZ-39S	Total Recoverable	Water	EPA 6020B	428412
680-231078-8	SCH-PZ-69I	Total Recoverable	Water	EPA 6020B	428412
680-231078-9	SCH-AP1-FD-3	Total Recoverable	Water	EPA 6020B	428412
MB 180-428412/1-A	Method Blank	Total Recoverable	Water	EPA 6020B	428412
LCS 180-428412/2-A	Lab Control Sample	Total Recoverable	Water	EPA 6020B	428412

Analysis Batch: 432466

Lab Sample ID	Client Sample ID	Prep Type	Matrix	Method	Prep Batch
680-231078-10	SCH-AP1-FB-3	Total Recoverable	Water	EPA 6020B	428412

General Chemistry

Analysis Batch: 427598

Lab Sample ID	Client Sample ID	Prep Type	Matrix	Method	Prep Batch
680-231078-1	SCH-PZ-13S	Total/NA	Water	SM2320 B	
680-231078-2	SCH-PZ-14S	Total/NA	Water	SM2320 B	
680-231078-3	SCH-PZ-17I	Total/NA	Water	SM2320 B	
680-231078-4	SCH-PZ-42I	Total/NA	Water	SM2320 B	
680-231078-5	SCH-PZ-41S	Total/NA	Water	SM2320 B	
680-231078-6	SCH-PZ-40I	Total/NA	Water	SM2320 B	
680-231078-7	SCH-PZ-39S	Total/NA	Water	SM2320 B	
MB 180-427598/77	Method Blank	Total/NA	Water	SM2320 B	
LCS 180-427598/76	Lab Control Sample	Total/NA	Water	SM2320 B	
LLCS 180-427598/75	Lab Control Sample	Total/NA	Water	SM2320 B	
180-152645-B-9 DU	Duplicate	Total/NA	Water	SM2320 B	

Prep Batch: 427758

Lab Sample ID	Client Sample ID	Prep Type	Matrix	Method	Prep Batch
680-231078-1	SCH-PZ-13S	Total/NA	Water	9030B	
680-231078-2	SCH-PZ-14S	Total/NA	Water	9030B	
680-231078-3	SCH-PZ-17I	Total/NA	Water	9030B	
680-231078-4	SCH-PZ-42I	Total/NA	Water	9030B	
680-231078-5	SCH-PZ-41S	Total/NA	Water	9030B	
680-231078-6	SCH-PZ-40I	Total/NA	Water	9030B	
680-231078-7	SCH-PZ-39S	Total/NA	Water	9030B	

Eurofins Savannah

QC Association Summary

Client: Southern Company
Project/Site: CCR - Plant Scherer - AP1 PZs

Job ID: 680-231078-1

General Chemistry (Continued)

Prep Batch: 427758 (Continued)

Lab Sample ID	Client Sample ID	Prep Type	Matrix	Method	Prep Batch
680-231078-8	SCH-PZ-69I	Total/NA	Water	9030B	
680-231078-9	SCH-AP1-FD-3	Total/NA	Water	9030B	
680-231078-10	SCH-AP1-FB-3	Total/NA	Water	9030B	
MB 180-427758/2-A	Method Blank	Total/NA	Water	9030B	
LCS 180-427758/1-A	Lab Control Sample	Total/NA	Water	9030B	
680-231078-1 MS	SCH-PZ-13S	Total/NA	Water	9030B	
680-231078-1 MSD	SCH-PZ-13S	Total/NA	Water	9030B	

Analysis Batch: 427796

Lab Sample ID	Client Sample ID	Prep Type	Matrix	Method	Prep Batch
680-231078-8	SCH-PZ-69I	Total/NA	Water	SM2320 B	
680-231078-9	SCH-AP1-FD-3	Total/NA	Water	SM2320 B	
680-231078-10	SCH-AP1-FB-3	Total/NA	Water	SM2320 B	
MB 180-427796/29	Method Blank	Total/NA	Water	SM2320 B	
MB 180-427796/5	Method Blank	Total/NA	Water	SM2320 B	
LCS 180-427796/28	Lab Control Sample	Total/NA	Water	SM2320 B	
LCS 180-427796/4	Lab Control Sample	Total/NA	Water	SM2320 B	
LLCS 180-427796/27	Lab Control Sample	Total/NA	Water	SM2320 B	
LLCS 180-427796/3	Lab Control Sample	Total/NA	Water	SM2320 B	
180-152410-F-1 DU	Duplicate	Total/NA	Water	SM2320 B	
180-152742-D-1 DU	Duplicate	Total/NA	Water	SM2320 B	

Analysis Batch: 427883

Lab Sample ID	Client Sample ID	Prep Type	Matrix	Method	Prep Batch
680-231078-1	SCH-PZ-13S	Total/NA	Water	EPA 9034	427758
680-231078-2	SCH-PZ-14S	Total/NA	Water	EPA 9034	427758
680-231078-3	SCH-PZ-17I	Total/NA	Water	EPA 9034	427758
680-231078-4	SCH-PZ-42I	Total/NA	Water	EPA 9034	427758
680-231078-5	SCH-PZ-41S	Total/NA	Water	EPA 9034	427758
680-231078-6	SCH-PZ-40I	Total/NA	Water	EPA 9034	427758
680-231078-7	SCH-PZ-39S	Total/NA	Water	EPA 9034	427758
680-231078-8	SCH-PZ-69I	Total/NA	Water	EPA 9034	427758
680-231078-9	SCH-AP1-FD-3	Total/NA	Water	EPA 9034	427758
680-231078-10	SCH-AP1-FB-3	Total/NA	Water	EPA 9034	427758
MB 180-427758/2-A	Method Blank	Total/NA	Water	EPA 9034	427758
LCS 180-427758/1-A	Lab Control Sample	Total/NA	Water	EPA 9034	427758
680-231078-1 MS	SCH-PZ-13S	Total/NA	Water	EPA 9034	427758
680-231078-1 MSD	SCH-PZ-13S	Total/NA	Water	EPA 9034	427758

Analysis Batch: 427967

Lab Sample ID	Client Sample ID	Prep Type	Matrix	Method	Prep Batch
680-231078-1	SCH-PZ-13S	Total/NA	Water	SM 2540C	
680-231078-2	SCH-PZ-14S	Total/NA	Water	SM 2540C	
680-231078-3	SCH-PZ-17I	Total/NA	Water	SM 2540C	
680-231078-4	SCH-PZ-42I	Total/NA	Water	SM 2540C	
680-231078-5	SCH-PZ-41S	Total/NA	Water	SM 2540C	
680-231078-6	SCH-PZ-40I	Total/NA	Water	SM 2540C	
680-231078-7	SCH-PZ-39S	Total/NA	Water	SM 2540C	
680-231078-8	SCH-PZ-69I	Total/NA	Water	SM 2540C	
680-231078-9	SCH-AP1-FD-3	Total/NA	Water	SM 2540C	
680-231078-10	SCH-AP1-FB-3	Total/NA	Water	SM 2540C	

Eurofins Savannah

QC Association Summary

Client: Southern Company
Project/Site: CCR - Plant Scherer - AP1 PZs

Job ID: 680-231078-1

General Chemistry (Continued)

Analysis Batch: 427967 (Continued)

Lab Sample ID	Client Sample ID	Prep Type	Matrix	Method	Prep Batch
MB 180-427967/1	Method Blank	Total/NA	Water	SM 2540C	
LCS 180-427967/2	Lab Control Sample	Total/NA	Water	SM 2540C	
680-231078-4 DU	SCH-PZ-42I	Total/NA	Water	SM 2540C	
680-231081-A-1 DU	Duplicate	Total/NA	Water	SM 2540C	

Analysis Batch: 430037

Lab Sample ID	Client Sample ID	Prep Type	Matrix	Method	Prep Batch
680-231078-1	SCH-PZ-13S	Total/NA	Water	SM 3500	
680-231078-2	SCH-PZ-14S	Total/NA	Water	SM 3500	
680-231078-3	SCH-PZ-17I	Total/NA	Water	SM 3500	
680-231078-4	SCH-PZ-42I	Total/NA	Water	SM 3500	
680-231078-5	SCH-PZ-41S	Total/NA	Water	SM 3500	
680-231078-6	SCH-PZ-40I	Total/NA	Water	SM 3500	
680-231078-7	SCH-PZ-39S	Total/NA	Water	SM 3500	
680-231078-8	SCH-PZ-69I	Total/NA	Water	SM 3500	
680-231078-9	SCH-AP1-FD-3	Total/NA	Water	SM 3500	

Field Service / Mobile Lab

Analysis Batch: 428232

Lab Sample ID	Client Sample ID	Prep Type	Matrix	Method	Prep Batch
680-231078-1	SCH-PZ-13S	Total/NA	Water	Field Sampling	
680-231078-2	SCH-PZ-14S	Total/NA	Water	Field Sampling	
680-231078-3	SCH-PZ-17I	Total/NA	Water	Field Sampling	
680-231078-4	SCH-PZ-42I	Total/NA	Water	Field Sampling	
680-231078-5	SCH-PZ-41S	Total/NA	Water	Field Sampling	
680-231078-6	SCH-PZ-40I	Total/NA	Water	Field Sampling	
680-231078-7	SCH-PZ-39S	Total/NA	Water	Field Sampling	
680-231078-8	SCH-PZ-69I	Total/NA	Water	Field Sampling	
680-231078-9	SCH-AP1-FD-3	Total/NA	Water	Field Sampling	

Lab Chronicle

Client: Southern Company
 Project/Site: CCR - Plant Scherer - AP1 PZs

Job ID: 680-231078-1

Client Sample ID: SCH-PZ-13S

Lab Sample ID: 680-231078-1

Date Collected: 02/23/23 12:17

Matrix: Water

Date Received: 02/25/23 09:00

Prep Type	Batch Type	Batch Method	Run	Dil Factor	Initial Amount	Final Amount	Batch Number	Prepared or Analyzed	Analyst	Lab
Total/NA	Analysis	EPA 300.0 R2.1 Instrument ID: INTEGRION		1	1 mL	1 mL	427773	03/01/23 19:56	M1D	EET PIT
Total Recoverable	Prep	3005A			25 mL	25 mL	428412	03/08/23 09:05	HCY	EET PIT
Total Recoverable	Analysis	EPA 6020B Instrument ID: A		1			430208	03/22/23 16:30	RSK	EET PIT
Total Recoverable	Prep	3005A			25 mL	25 mL	428412	03/08/23 09:05	HCY	EET PIT
Total Recoverable	Analysis	EPA 6020B Instrument ID: A		1			431774	04/07/23 12:59	RSK	EET PIT
Total/NA	Prep	7470A			25 mL	25 mL	428559	03/09/23 09:25	RSR	EET PIT
Total/NA	Analysis	EPA 7470A Instrument ID: HGZ		1			428715	03/09/23 13:47	RJR	EET PIT
Total/NA	Prep	9030B			50 mL	50 mL	427758	03/01/23 10:59	BAB	EET PIT
Total/NA	Analysis	EPA 9034 Instrument ID: NOEQUIP		1			427883	03/01/23 14:39	BAB	EET PIT
Total/NA	Analysis	SM 2540C Instrument ID: NOEQUIP		1	100 mL	100 mL	427967	03/02/23 17:58	LWM	EET PIT
Total/NA	Analysis	SM 3500 Instrument ID: NOEQUIP		1			430037	03/22/23 11:28	CRL	EET PIT
Total/NA	Analysis	SM2320 B Instrument ID: PCTITRATOR		1			427598	02/27/23 20:07	MAM	EET PIT
Total/NA	Analysis	Field Sampling Instrument ID: NOEQUIP		1			428232	02/23/23 12:17	FDS	EET PIT

Client Sample ID: SCH-PZ-14S

Lab Sample ID: 680-231078-2

Date Collected: 02/23/23 09:47

Matrix: Water

Date Received: 02/25/23 09:00

Prep Type	Batch Type	Batch Method	Run	Dil Factor	Initial Amount	Final Amount	Batch Number	Prepared or Analyzed	Analyst	Lab
Total/NA	Analysis	EPA 300.0 R2.1 Instrument ID: INTEGRION		1	1 mL	1 mL	427773	03/01/23 19:38	M1D	EET PIT
Total Recoverable	Prep	3005A			25 mL	25 mL	428412	03/08/23 09:05	HCY	EET PIT
Total Recoverable	Analysis	EPA 6020B Instrument ID: A		1			430208	03/22/23 16:34	RSK	EET PIT
Total Recoverable	Prep	3005A			25 mL	25 mL	428412	03/08/23 09:05	HCY	EET PIT
Total Recoverable	Analysis	EPA 6020B Instrument ID: A		1			431774	04/07/23 13:02	RSK	EET PIT
Total/NA	Prep	7470A			25 mL	25 mL	428559	03/09/23 09:25	RSR	EET PIT
Total/NA	Analysis	EPA 7470A Instrument ID: HGZ		1			428715	03/09/23 13:48	RJR	EET PIT
Total/NA	Prep	9030B			50 mL	50 mL	427758	03/01/23 10:59	BAB	EET PIT
Total/NA	Analysis	EPA 9034 Instrument ID: NOEQUIP		1			427883	03/01/23 14:45	BAB	EET PIT
Total/NA	Analysis	SM 2540C Instrument ID: NOEQUIP		1	100 mL	100 mL	427967	03/02/23 17:58	LWM	EET PIT

Eurofins Savannah

Lab Chronicle

Client: Southern Company
 Project/Site: CCR - Plant Scherer - AP1 PZs

Job ID: 680-231078-1

Client Sample ID: SCH-PZ-14S

Lab Sample ID: 680-231078-2

Date Collected: 02/23/23 09:47

Matrix: Water

Date Received: 02/25/23 09:00

Prep Type	Batch Type	Batch Method	Run	Dil Factor	Initial Amount	Final Amount	Batch Number	Prepared or Analyzed	Analyst	Lab
Total/NA	Analysis	SM 3500		1			430037	03/22/23 11:28	CRL	EET PIT
Total/NA	Analysis	SM2320 B Instrument ID: PCTITRATOR		1			427598	02/27/23 20:12	MAM	EET PIT
Total/NA	Analysis	Field Sampling Instrument ID: NOEQUIP		1			428232	02/23/23 09:47	FDS	EET PIT

Client Sample ID: SCH-PZ-17I

Lab Sample ID: 680-231078-3

Date Collected: 02/23/23 15:00

Matrix: Water

Date Received: 02/25/23 09:00

Prep Type	Batch Type	Batch Method	Run	Dil Factor	Initial Amount	Final Amount	Batch Number	Prepared or Analyzed	Analyst	Lab
Total/NA	Analysis	EPA 300.0 R2.1 Instrument ID: INTEGRION		1	1 mL	1 mL	427773	03/01/23 21:29	M1D	EET PIT
Total Recoverable	Prep	3005A			25 mL	25 mL	428412	03/08/23 09:05	HCY	EET PIT
Total Recoverable	Analysis	EPA 6020B Instrument ID: A		1			430208	03/22/23 16:38	RSK	EET PIT
Total Recoverable	Prep	3005A			25 mL	25 mL	428412	03/08/23 09:05	HCY	EET PIT
Total Recoverable	Analysis	EPA 6020B Instrument ID: A		1			431774	04/07/23 13:06	RSK	EET PIT
Total/NA	Prep	7470A			25 mL	25 mL	428559	03/09/23 09:25	RSR	EET PIT
Total/NA	Analysis	EPA 7470A Instrument ID: HGZ		1			428715	03/09/23 13:49	RJR	EET PIT
Total/NA	Prep	9030B			50 mL	50 mL	427758	03/01/23 10:59	BAB	EET PIT
Total/NA	Analysis	EPA 9034 Instrument ID: NOEQUIP		1			427883	03/01/23 14:48	BAB	EET PIT
Total/NA	Analysis	SM 2540C Instrument ID: NOEQUIP		1	100 mL	100 mL	427967	03/02/23 17:58	LWM	EET PIT
Total/NA	Analysis	SM 3500 Instrument ID: NOEQUIP		1			430037	03/22/23 11:28	CRL	EET PIT
Total/NA	Analysis	SM2320 B Instrument ID: PCTITRATOR		1			427598	02/27/23 20:17	MAM	EET PIT
Total/NA	Analysis	Field Sampling Instrument ID: NOEQUIP		1			428232	02/23/23 15:00	FDS	EET PIT

Client Sample ID: SCH-PZ-42I

Lab Sample ID: 680-231078-4

Date Collected: 02/23/23 15:50

Matrix: Water

Date Received: 02/25/23 09:00

Prep Type	Batch Type	Batch Method	Run	Dil Factor	Initial Amount	Final Amount	Batch Number	Prepared or Analyzed	Analyst	Lab
Total/NA	Analysis	EPA 300.0 R2.1 Instrument ID: INTEGRION		1	1 mL	1 mL	427773	03/02/23 09:29	M1D	EET PIT
Total Recoverable	Prep	3005A			25 mL	25 mL	428412	03/08/23 09:05	HCY	EET PIT
Total Recoverable	Analysis	EPA 6020B Instrument ID: A		1			430208	03/22/23 16:41	RSK	EET PIT

Eurofins Savannah

Lab Chronicle

Client: Southern Company
 Project/Site: CCR - Plant Scherer - AP1 PZs

Job ID: 680-231078-1

Client Sample ID: SCH-PZ-421

Lab Sample ID: 680-231078-4

Date Collected: 02/23/23 15:50

Matrix: Water

Date Received: 02/25/23 09:00

Prep Type	Batch Type	Batch Method	Run	Dil Factor	Initial Amount	Final Amount	Batch Number	Prepared or Analyzed	Analyst	Lab
Total Recoverable	Prep	3005A			25 mL	25 mL	428412	03/08/23 09:05	HCY	EET PIT
Total Recoverable	Analysis	EPA 6020B		2			431774	04/07/23 13:10	RSK	EET PIT
		Instrument ID: A								
Total/NA	Prep	7470A			25 mL	25 mL	428559	03/09/23 09:25	RSR	EET PIT
Total/NA	Analysis	EPA 7470A		1			428715	03/09/23 13:50	RJR	EET PIT
		Instrument ID: HGZ								
Total/NA	Prep	9030B			50 mL	50 mL	427758	03/01/23 10:59	BAB	EET PIT
Total/NA	Analysis	EPA 9034		1			427883	03/01/23 14:50	BAB	EET PIT
		Instrument ID: NOEQUIP								
Total/NA	Analysis	SM 2540C		1	100 mL	100 mL	427967	03/02/23 17:58	LWM	EET PIT
		Instrument ID: NOEQUIP								
Total/NA	Analysis	SM 3500		1			430037	03/22/23 11:28	CRL	EET PIT
		Instrument ID: NOEQUIP								
Total/NA	Analysis	SM2320 B		1			427598	02/27/23 20:21	MAM	EET PIT
		Instrument ID: PCTITRATOR								
Total/NA	Analysis	Field Sampling		1			428232	02/23/23 15:50	FDS	EET PIT
		Instrument ID: NOEQUIP								

Client Sample ID: SCH-PZ-41S

Lab Sample ID: 680-231078-5

Date Collected: 02/23/23 13:15

Matrix: Water

Date Received: 02/25/23 09:00

Prep Type	Batch Type	Batch Method	Run	Dil Factor	Initial Amount	Final Amount	Batch Number	Prepared or Analyzed	Analyst	Lab
Total/NA	Analysis	EPA 300.0 R2.1		1	1 mL	1 mL	427773	03/02/23 09:48	M1D	EET PIT
		Instrument ID: INTEGRION								
Total Recoverable	Prep	3005A			25 mL	25 mL	428412	03/08/23 09:05	HCY	EET PIT
Total Recoverable	Analysis	EPA 6020B		1			430208	03/22/23 16:45	RSK	EET PIT
		Instrument ID: A								
Total Recoverable	Prep	3005A			25 mL	25 mL	428412	03/08/23 09:05	HCY	EET PIT
Total Recoverable	Analysis	EPA 6020B		2			431774	04/07/23 13:29	RSK	EET PIT
		Instrument ID: A								
Total/NA	Prep	7470A			25 mL	25 mL	428559	03/09/23 09:25	RSR	EET PIT
Total/NA	Analysis	EPA 7470A		1			428715	03/09/23 13:52	RJR	EET PIT
		Instrument ID: HGZ								
Total/NA	Prep	9030B			50 mL	50 mL	427758	03/01/23 10:59	BAB	EET PIT
Total/NA	Analysis	EPA 9034		1			427883	03/01/23 14:52	BAB	EET PIT
		Instrument ID: NOEQUIP								
Total/NA	Analysis	SM 2540C		1	100 mL	100 mL	427967	03/02/23 17:58	LWM	EET PIT
		Instrument ID: NOEQUIP								
Total/NA	Analysis	SM 3500		1			430037	03/22/23 11:28	CRL	EET PIT
		Instrument ID: NOEQUIP								
Total/NA	Analysis	SM2320 B		1			427598	02/27/23 20:27	MAM	EET PIT
		Instrument ID: PCTITRATOR								
Total/NA	Analysis	Field Sampling		1			428232	02/23/23 13:15	FDS	EET PIT
		Instrument ID: NOEQUIP								

Eurofins Savannah

Lab Chronicle

Client: Southern Company
 Project/Site: CCR - Plant Scherer - AP1 PZs

Job ID: 680-231078-1

Client Sample ID: SCH-PZ-401

Lab Sample ID: 680-231078-6

Date Collected: 02/24/23 08:55

Matrix: Water

Date Received: 02/25/23 09:00

Prep Type	Batch Type	Batch Method	Run	Dil Factor	Initial Amount	Final Amount	Batch Number	Prepared or Analyzed	Analyst	Lab
Total/NA	Analysis	EPA 300.0 R2.1 Instrument ID: INTEGRION		1	1 mL	1 mL	427908	03/02/23 17:21	M1D	EET PIT
Total Recoverable	Prep	3005A			25 mL	25 mL	428412	03/08/23 09:05	HCY	EET PIT
Total Recoverable	Analysis	EPA 6020B Instrument ID: A		1			430208	03/22/23 17:07	RSK	EET PIT
Total Recoverable	Prep	3005A			25 mL	25 mL	428412	03/08/23 09:05	HCY	EET PIT
Total Recoverable	Analysis	EPA 6020B Instrument ID: A		2			431774	04/07/23 13:40	RSK	EET PIT
Total/NA	Prep	7470A			25 mL	25 mL	428559	03/09/23 09:25	RSR	EET PIT
Total/NA	Analysis	EPA 7470A Instrument ID: HGZ		1			428715	03/09/23 13:53	RJR	EET PIT
Total/NA	Prep	9030B			50 mL	50 mL	427758	03/01/23 10:59	BAB	EET PIT
Total/NA	Analysis	EPA 9034 Instrument ID: NOEQUIP		1			427883	03/01/23 14:59	BAB	EET PIT
Total/NA	Analysis	SM 2540C Instrument ID: NOEQUIP		1	100 mL	100 mL	427967	03/02/23 17:58	LWM	EET PIT
Total/NA	Analysis	SM 3500 Instrument ID: NOEQUIP		1			430037	03/22/23 11:28	CRL	EET PIT
Total/NA	Analysis	SM2320 B Instrument ID: PCTITRATOR		1			427598	02/27/23 20:32	MAM	EET PIT
Total/NA	Analysis	Field Sampling Instrument ID: NOEQUIP		1			428232	02/24/23 08:55	FDS	EET PIT

Client Sample ID: SCH-PZ-39S

Lab Sample ID: 680-231078-7

Date Collected: 02/24/23 08:39

Matrix: Water

Date Received: 02/25/23 09:00

Prep Type	Batch Type	Batch Method	Run	Dil Factor	Initial Amount	Final Amount	Batch Number	Prepared or Analyzed	Analyst	Lab
Total/NA	Analysis	EPA 300.0 R2.1 Instrument ID: INTEGRION		1	1 mL	1 mL	427908	03/02/23 17:40	M1D	EET PIT
Total Recoverable	Prep	3005A			25 mL	25 mL	428412	03/08/23 09:05	HCY	EET PIT
Total Recoverable	Analysis	EPA 6020B Instrument ID: A		1			430208	03/22/23 17:22	RSK	EET PIT
Total Recoverable	Prep	3005A			25 mL	25 mL	428412	03/08/23 09:05	HCY	EET PIT
Total Recoverable	Analysis	EPA 6020B Instrument ID: A		1			431774	04/07/23 13:36	RSK	EET PIT
Total/NA	Prep	7470A			25 mL	25 mL	428559	03/09/23 09:25	RSR	EET PIT
Total/NA	Analysis	EPA 7470A Instrument ID: HGZ		1			428715	03/09/23 13:54	RJR	EET PIT
Total/NA	Prep	9030B			50 mL	50 mL	427758	03/01/23 10:59	BAB	EET PIT
Total/NA	Analysis	EPA 9034 Instrument ID: NOEQUIP		1			427883	03/01/23 15:01	BAB	EET PIT
Total/NA	Analysis	SM 2540C Instrument ID: NOEQUIP		1	100 mL	100 mL	427967	03/02/23 17:58	LWM	EET PIT

Eurofins Savannah

Lab Chronicle

Client: Southern Company
 Project/Site: CCR - Plant Scherer - AP1 PZs

Job ID: 680-231078-1

Client Sample ID: SCH-PZ-39S

Lab Sample ID: 680-231078-7

Date Collected: 02/24/23 08:39

Matrix: Water

Date Received: 02/25/23 09:00

Prep Type	Batch Type	Batch Method	Run	Dil Factor	Initial Amount	Final Amount	Batch Number	Prepared or Analyzed	Analyst	Lab
Total/NA	Analysis	SM 3500		1			430037	03/22/23 11:28	CRL	EET PIT
Total/NA	Analysis	SM2320 B Instrument ID: PCTITRATOR		1			427598	02/27/23 20:36	MAM	EET PIT
Total/NA	Analysis	Field Sampling Instrument ID: NOEQUIP		1			428232	02/24/23 08:39	FDS	EET PIT

Client Sample ID: SCH-PZ-69I

Lab Sample ID: 680-231078-8

Date Collected: 02/24/23 10:27

Matrix: Water

Date Received: 02/25/23 09:00

Prep Type	Batch Type	Batch Method	Run	Dil Factor	Initial Amount	Final Amount	Batch Number	Prepared or Analyzed	Analyst	Lab
Total/NA	Analysis	EPA 300.0 R2.1 Instrument ID: INTEGRION		1	1 mL	1 mL	427773	03/01/23 23:38	M1D	EET PIT
Total Recoverable	Prep	3005A			25 mL	25 mL	428412	03/08/23 09:05	HCY	EET PIT
Total Recoverable	Analysis	EPA 6020B Instrument ID: A		1			430208	03/22/23 17:26	RSK	EET PIT
Total Recoverable	Prep	3005A			25 mL	25 mL	428412	03/08/23 09:05	HCY	EET PIT
Total Recoverable	Analysis	EPA 6020B Instrument ID: A		1			431774	04/07/23 13:43	RSK	EET PIT
Total/NA	Prep	7470A			25 mL	25 mL	428559	03/09/23 09:25	RSR	EET PIT
Total/NA	Analysis	EPA 7470A Instrument ID: HGZ		1			428715	03/09/23 13:55	RJR	EET PIT
Total/NA	Prep	9030B			50 mL	50 mL	427758	03/01/23 10:59	BAB	EET PIT
Total/NA	Analysis	EPA 9034 Instrument ID: NOEQUIP		1			427883	03/01/23 15:03	BAB	EET PIT
Total/NA	Analysis	SM 2540C Instrument ID: NOEQUIP		1	100 mL	100 mL	427967	03/02/23 17:58	LWM	EET PIT
Total/NA	Analysis	SM 3500 Instrument ID: NOEQUIP		1			430037	03/22/23 11:28	CRL	EET PIT
Total/NA	Analysis	SM2320 B Instrument ID: PCTITRATOR		1			427796	03/01/23 14:09	MAM	EET PIT
Total/NA	Analysis	Field Sampling Instrument ID: NOEQUIP		1			428232	02/24/23 10:27	FDS	EET PIT

Client Sample ID: SCH-AP1-FD-3

Lab Sample ID: 680-231078-9

Date Collected: 02/24/23 00:00

Matrix: Water

Date Received: 02/25/23 09:00

Prep Type	Batch Type	Batch Method	Run	Dil Factor	Initial Amount	Final Amount	Batch Number	Prepared or Analyzed	Analyst	Lab
Total/NA	Analysis	EPA 300.0 R2.1 Instrument ID: INTEGRION		1	1 mL	1 mL	427773	03/01/23 23:56	M1D	EET PIT
Total Recoverable	Prep	3005A			25 mL	25 mL	428412	03/08/23 09:05	HCY	EET PIT
Total Recoverable	Analysis	EPA 6020B Instrument ID: A		1			430208	03/22/23 17:30	RSK	EET PIT

Eurofins Savannah

Lab Chronicle

Client: Southern Company
Project/Site: CCR - Plant Scherer - AP1 PZs

Job ID: 680-231078-1

Client Sample ID: SCH-AP1-FD-3

Lab Sample ID: 680-231078-9

Date Collected: 02/24/23 00:00

Matrix: Water

Date Received: 02/25/23 09:00

Prep Type	Batch Type	Batch Method	Run	Dil Factor	Initial Amount	Final Amount	Batch Number	Prepared or Analyzed	Analyst	Lab
Total Recoverable	Prep	3005A			25 mL	25 mL	428412	03/08/23 09:05	HCY	EET PIT
Total Recoverable	Analysis	EPA 6020B		1			431774	04/07/23 13:47	RSK	EET PIT
	Instrument ID: A									
Total/NA	Prep	7470A			25 mL	25 mL	428561	03/09/23 11:00	RSR	EET PIT
Total/NA	Analysis	EPA 7470A		1			428715	03/09/23 14:02	RJR	EET PIT
	Instrument ID: HGZ									
Total/NA	Prep	9030B			50 mL	50 mL	427758	03/01/23 10:59	BAB	EET PIT
Total/NA	Analysis	EPA 9034		1			427883	03/01/23 15:06	BAB	EET PIT
	Instrument ID: NOEQUIP									
Total/NA	Analysis	SM 2540C		1	100 mL	100 mL	427967	03/02/23 17:58	LWM	EET PIT
	Instrument ID: NOEQUIP									
Total/NA	Analysis	SM 3500		1			430037	03/22/23 11:28	CRL	EET PIT
	Instrument ID: NOEQUIP									
Total/NA	Analysis	SM2320 B		1			427796	03/01/23 14:14	MAM	EET PIT
	Instrument ID: PCTITRATOR									
Total/NA	Analysis	Field Sampling		1			428232	02/24/23 00:00	FDS	EET PIT
	Instrument ID: NOEQUIP									

Client Sample ID: SCH-AP1-FB-3

Lab Sample ID: 680-231078-10

Date Collected: 02/23/23 13:45

Matrix: Water

Date Received: 02/25/23 09:00

Prep Type	Batch Type	Batch Method	Run	Dil Factor	Initial Amount	Final Amount	Batch Number	Prepared or Analyzed	Analyst	Lab
Total/NA	Analysis	EPA 300.0 R2.1		1	1 mL	1 mL	427773	03/02/23 02:24	M1D	EET PIT
	Instrument ID: INTEGRION									
Total Recoverable	Prep	3005A			25 mL	25 mL	428412	03/08/23 09:05	HCY	EET PIT
Total Recoverable	Analysis	EPA 6020B		1			430208	03/22/23 17:33	RSK	EET PIT
	Instrument ID: A									
Total Recoverable	Prep	3005A			25 mL	25 mL	428412	03/08/23 09:05	HCY	EET PIT
Total Recoverable	Analysis	EPA 6020B		1			432466	04/14/23 16:38	RSK	EET PIT
	Instrument ID: A									
Total/NA	Prep	7470A			25 mL	25 mL	428561	03/09/23 11:00	RSR	EET PIT
Total/NA	Analysis	EPA 7470A		1			428715	03/09/23 14:05	RJR	EET PIT
	Instrument ID: HGZ									
Total/NA	Prep	9030B			50 mL	50 mL	427758	03/01/23 10:59	BAB	EET PIT
Total/NA	Analysis	EPA 9034		1			427883	03/01/23 15:08	BAB	EET PIT
	Instrument ID: NOEQUIP									
Total/NA	Analysis	SM 2540C		1	100 mL	100 mL	427967	03/02/23 17:58	LWM	EET PIT
	Instrument ID: NOEQUIP									
Total/NA	Analysis	SM2320 B		1			427796	03/01/23 14:51	MAM	EET PIT
	Instrument ID: PCTITRATOR									

Laboratory References:

EET PIT = Eurofins Pittsburgh, 301 Alpha Drive, RIDC Park, Pittsburgh, PA 15238, TEL (412)963-7058

Accreditation/Certification Summary

Client: Southern Company
 Project/Site: CCR - Plant Scherer - AP1 PZs

Job ID: 680-231078-1

Laboratory: Eurofins Pittsburgh

All accreditations/certifications held by this laboratory are listed. Not all accreditations/certifications are applicable to this report.

Authority	Program	Identification Number	Expiration Date
Arkansas DEQ	State	19-033-0	06-27-23
California	State	2891	04-30-23
Connecticut	State	PH-0688	09-30-24
Florida	NELAP	E871008	06-30-23
Georgia	State	PA 02-00416	04-30-23
Illinois	NELAP	004375	06-30-23
Kansas	NELAP	E-10350	01-31-24
Kentucky (UST)	State	162013	04-30-23
Kentucky (WW)	State	KY98043	12-31-23
Louisiana	NELAP	04041	06-30-22 *
Louisiana (All)	NELAP	04041	06-30-23
Maine	State	PA00164	03-06-24
Minnesota	NELAP	042-999-482	12-31-23
New Hampshire	NELAP	2030	04-04-24
New Jersey	NELAP	PA005	06-30-23
New York	NELAP	11182	04-01-24
North Carolina (WW/SW)	State	434	12-31-23
North Dakota	State	R-227	04-30-23
Oregon	NELAP	PA-2151	02-06-24
Pennsylvania	NELAP	02-00416	04-30-24
Rhode Island	State	LAO00362	12-31-22 *
South Carolina	State	89014	04-30-23
Texas	NELAP	T104704528	03-31-24
USDA	US Federal Programs	P330-16-00211	06-21-24
Utah	NELAP	PA001462019-8	05-31-23
Virginia	NELAP	10043	09-14-23
West Virginia DEP	State	142	03-31-23 *
Wisconsin	State	998027800	08-31-23

* Accreditation/Certification renewal pending - accreditation/certification considered valid.



Method Summary

Client: Southern Company
Project/Site: CCR - Plant Scherer - AP1 PZs

Job ID: 680-231078-1

Method	Method Description	Protocol	Laboratory
EPA 300.0 R2.1	Anions, Ion Chromatography	EPA	EET PIT
EPA 6020B	Metals (ICP/MS)	SW846	EET PIT
EPA 7470A	Mercury (CVAA)	SW846	EET PIT
EPA 9034	Sulfide, Acid soluble and Insoluble (Titrimetric)	SW846	EET PIT
SM 2540C	Solids, Total Dissolved (TDS)	SM	EET PIT
SM 3500	Iron, Ferric	SM	EET PIT
SM2320 B	Alkalinity, Total	SM18	EET PIT
Field Sampling	Field Sampling	EPA	EET PIT
3005A	Preparation, Total Recoverable or Dissolved Metals	SW846	EET PIT
7470A	Preparation, Mercury	SW846	EET PIT
9030B	Sulfide, Distillation (Acid Soluble and Insoluble)	SW846	EET PIT

Protocol References:

EPA = US Environmental Protection Agency

SM = "Standard Methods For The Examination Of Water And Wastewater"

SM18 = "Standard Methods For The Examination Of Water And Wastewater", 18th Edition, 1992.

SW846 = "Test Methods For Evaluating Solid Waste, Physical/Chemical Methods", Third Edition, November 1986 And Its Updates.

Laboratory References:

EET PIT = Eurofins Pittsburgh, 301 Alpha Drive, RIDC Park, Pittsburgh, PA 15238, TEL (412)963-7058

FedEx

eurofins

ment Testing

639

ST 0

12:00

9580
02.25

ORIGIN ID: L1YH 16791 966-3391
DEGREE TPA/LOR
EUROFINS ATLANTA SC
8015 REGENCY PARKWAY NW
SUITE 800
NORCROSS, GA 30071
UNITED STATES US

SHIP DATE: 02.25
SHIP TO: 55, CO, US, 15238
CALL: 85911574753616

BILL TO: RECIPIENT



699231278 3494991

70 **SAMPLE RECEIVING**
EUROFINS TESTAMERICA PITTSBURGH
301 ALPHA DR.
RIDC PARK
PITTSBURGH PA 15238

(412) 963-7068

237

REF:

REF:



FedEx
Express



2 of 2

MPSY
DECS 6072 5516 9580

SATURDAY 12:00P
PRIORITY OVERNIGHT

Inst# 8072 5516 9578

[copy]

XO AGCA

15238

PA-US PIT



Uncorrected temp
Thermometer ID

CF CF Initials CF

PRINT OR CUT OFF THIS LABEL



- 1
- 2
- 3
- 4
- 5
- 6
- 7
- 8
- 9
- 10
- 11
- 12

Do not lift using this tag.



**Environment Testing
TestAmerica**

UNION 101 11A (678) 544-8891
 GEORGE TOMOR
 EUROFINS ATLANTA SC
 6515 REGENCY PARKWAY N4
 SUITE 800
 NORCROSS, GA 30051
 UNITED STATES US

SHIP DATE: 20230411
 PCTY: 03 03 LU HAN
 CDD: UN311E/CAT016

BNI RECEIPIEM

FOR SAMPLE RECEIVING
EUROFINS TESTAMERICA PITTSBURGH
301 ALPHA DR.
RIDC PARK
PITTSBURGH PA 15238

412 683-7168

000000 0001 11 000000 000000 000000



FedEx
Express



0921 6072 5516 9579
 ## MASTER ##

PRIORITY OVERNIGHT

XO AGCA

15238
 USA US PIT

Uncorrected temp
 Thermometer (D)
 CF = 0.3 Initials
 17 JAN 2023 08:15:15





680-231078 Chain of Custody

Chain of Custody Record 244- ATLANTA America

THE LEADER IN ENVIRONMENTAL TESTING

TestAmerica Pittsburgh

301 Alpha Drive
RIDC Park

Pittsburgh, PA 15238-2907
phone 412.963.7058 fax 412.963.2468

Client Contact
Joju Abraham
Southern Company
241 Ralph McGill Blvd SE B10185
Atlanta, GA 30308
j.abraham@southernco.com

Project Name: COR - Plant Scherer API PZs

Site: Georgia

Project #: 68027798

Regulatory Program: DW NPDES RCRA Other:
Project Manager: Dawn Prell
Tel/Fax: 248-536-5445

Site Contact: Dawn Prell
Date: 02/24/23
Carrier: WSP

Analysis Turnaround Time
 CALENDAR DAYS WORKING DAYS
TAT if different from Below ___ 3-5 days
 2 weeks
 1 week
 2 days
 1 day

TestAmerica Laboratories, Inc.

COC No: 1 of 1 COCs

Sampler: For Lab Use Only:
Walk-in Client
Lab Sampling

Job / SDG No:

125 d105 to
ST. LOUIS
Sample Specific Notes.

Fe total, Fe2, Fe3
Cl, F, SO4, TDS
HCO3, CO3 Alkalinity
Sulfide
Mg, Na, K, Mn
Radium 226 + 228
Cd, Cr, Co, Pb, Li, Hg, Mo, Se, Tl
App IV metals: Sb, As, Ba, Be,
App III metals: B, Ca

Filtered Sample (Y/N)

Perform MS/MSD (Y/N)

Sample Date

Sample Type (C=Comp, G=Grab)

Matrix

of Cont.

2/23/2023

G

WG

8

2/23/2023

G

WG

8

2/23/2023

G

WG

10

2/23/2023

G

WG

8

2/23/2023

G

WG

8

2/24/2023

G

WG

8

2/24/2023

G

WG

8

2/23/2023

G

WG

8

2/23/2023

G

WG

8

Preservation Used: 1= Ice, 2= HCl; 3= H2SO4; 4= HNO3; 5= NaOH; 6= Other
Possible Hazard Identification:
Are any samples from a listed EPA Hazardous Waste? Please List any EPA Waste Codes for the sample in the
Comments Section if the lab is to dispose of the sample
 Non-Hazard Flammable Skin Irritant Poison B Unknown

Sample Disposal (A fee may be assessed if samples are retained longer than 1 month)
 Return to Client Disposal by Lab Archive for _____ Months

Special Instructions/QC Requirements & Comments: SCH-CCR-ASSMT-2023S1

Custody Seals Intact: <input type="checkbox"/> Yes <input type="checkbox"/> No	Cooler Temp (°C): Obs'd _____	Therm ID No. _____
Relinquished by: <i>MANN</i>	Company: WSP	Date/Time: 1/18/23
Relinquished by: <i>WSP</i>	Company: WSP	Date/Time: 02/24/2023
Relinquished by: <i>WSP</i>	Company: WSP	Date/Time: 1/18/23
Relinquished by: <i>WSP</i>	Company: WSP	Date/Time: 2/25/23
Relinquished by: <i>WSP</i>	Company: WSP	Date/Time: 09/02

Form No. CA-C-WI-002, Rev. 4.20, dated 2/28/2019



Login Sample Receipt Checklist

Client: Southern Company

Job Number: 680-231078-1

Login Number: 231078

List Number: 3

Creator: Weimerskirk, Angie

List Source: Eurofins Pittsburgh

List Creation: 04/14/23 11:11 AM

Question	Answer	Comment
Radioactivity wasn't checked or is </= background as measured by a survey meter.	True	
The cooler's custody seal, if present, is intact.	True	
Sample custody seals, if present, are intact.	True	
The cooler or samples do not appear to have been compromised or tampered with.	True	
Samples were received on ice.	True	
Cooler Temperature is acceptable.	True	
Cooler Temperature is recorded.	True	
COC is present.	True	
COC is filled out in ink and legible.	True	
COC is filled out with all pertinent information.	True	
Is the Field Sampler's name present on COC?	True	
There are no discrepancies between the containers received and the COC.	True	
Samples are received within Holding Time (excluding tests with immediate HTs)	True	
Sample containers have legible labels.	True	
Containers are not broken or leaking.	True	
Sample collection date/times are provided.	True	
Appropriate sample containers are used.	True	
Sample bottles are completely filled.	True	
Sample Preservation Verified.	True	
There is sufficient vol. for all requested analyses, incl. any requested MS/MSDs	True	
Containers requiring zero headspace have no headspace or bubble is <6mm (1/4").	True	
Multiphasic samples are not present.	True	
Samples do not require splitting or compositing.	True	
Residual Chlorine Checked.	True	



ANALYTICAL REPORT

PREPARED FOR

Attn: Joju Abraham
Southern Company
241 Ralph McGill Blvd SE
B10185
Atlanta, Georgia 30308

Generated 4/10/2023 4:42:56 PM

JOB DESCRIPTION

CCR Plant Scherer - AP1 PZs

JOB NUMBER

680-231078-2

Eurofins Savannah

Job Notes

The test results in this report meet NELAP requirements for parameters for which accreditation is required or available. Any exceptions to the NELAP requirements are noted. Results pertain only to samples listed in this report. This report may not be reproduced, except in full, without the written approval of the laboratory. Questions should be directed to the person who signed this report.

The test results in this report relate only to the samples as received by the laboratory and will meet all requirements of the methodology, with any exceptions noted. This report shall not be reproduced except in full, without the express written approval of the laboratory. All questions should be directed to the Eurofins Environment Testing Southeast, LLC Project Manager.

Authorization



Generated
4/10/2023 4:42:56 PM

Authorized for release by
David Fuller, Project Manager
David.Fuller@et.eurofinsus.com
(770)344-8986

Definitions/Glossary

Client: Southern Company
Project/Site: CCR Plant Scherer - AP1 PZs

Job ID: 680-231078-2

Qualifiers

Rad

Qualifier	Qualifier Description
U	Result is less than the sample detection limit.

Glossary

Abbreviation	These commonly used abbreviations may or may not be present in this report.
α	Listed under the "D" column to designate that the result is reported on a dry weight basis
%R	Percent Recovery
CFL	Contains Free Liquid
CFU	Colony Forming Unit
CNF	Contains No Free Liquid
DER	Duplicate Error Ratio (normalized absolute difference)
Dil Fac	Dilution Factor
DL	Detection Limit (DoD/DOE)
DL, RA, RE, IN	Indicates a Dilution, Re-analysis, Re-extraction, or additional Initial metals/anion analysis of the sample
DLC	Decision Level Concentration (Radiochemistry)
EDL	Estimated Detection Limit (Dioxin)
LOD	Limit of Detection (DoD/DOE)
LOQ	Limit of Quantitation (DoD/DOE)
MCL	EPA recommended "Maximum Contaminant Level"
MDA	Minimum Detectable Activity (Radiochemistry)
MDC	Minimum Detectable Concentration (Radiochemistry)
MDL	Method Detection Limit
ML	Minimum Level (Dioxin)
MPN	Most Probable Number
MQL	Method Quantitation Limit
NC	Not Calculated
ND	Not Detected at the reporting limit (or MDL or EDL if shown)
NEG	Negative / Absent
POS	Positive / Present
PQL	Practical Quantitation Limit
PRES	Presumptive
QC	Quality Control
RER	Relative Error Ratio (Radiochemistry)
RL	Reporting Limit or Requested Limit (Radiochemistry)
RPD	Relative Percent Difference, a measure of the relative difference between two points
TEF	Toxicity Equivalent Factor (Dioxin)
TEQ	Toxicity Equivalent Quotient (Dioxin)
TNTC	Too Numerous To Count

Sample Summary

Client: Southern Company
Project/Site: CCR Plant Scherer - AP1 PZs

Job ID: 680-231078-2

Lab Sample ID	Client Sample ID	Matrix	Collected	Received
680-231078-1	SCH-PZ-13S	Water	02/23/23 12:17	02/25/23 09:00
680-231078-2	SCH-PZ-14S	Water	02/23/23 09:47	02/25/23 09:00
680-231078-3	SCH-PZ-17I	Water	02/23/23 15:00	02/25/23 09:00
680-231078-4	SCH-PZ-42I	Water	02/23/23 15:50	02/25/23 09:00
680-231078-5	SCH-PZ-41S	Water	02/23/23 13:15	02/25/23 09:00
680-231078-6	SCH-PZ-40I	Water	02/24/23 08:55	02/25/23 09:00
680-231078-7	SCH-PZ-39S	Water	02/24/23 08:39	02/25/23 09:00
680-231078-8	SCH-PZ-69I	Water	02/24/23 10:27	02/25/23 09:00
680-231078-9	SCH-AP1-FD-3	Water	02/24/23 00:00	02/25/23 09:00
680-231078-10	SCH-AP1-FB-3	Water	02/23/23 13:45	02/25/23 09:00

- 1
- 2
- 3
- 4
- 5
- 6
- 7
- 8
- 9
- 10
- 11
- 12
- 13

Case Narrative

Client: Southern Company
Project/Site: CCR Plant Scherer - AP1 PZs

Job ID: 680-231078-2

Job ID: 680-231078-2

Laboratory: Eurofins Savannah

Narrative

Job Narrative 680-231078-2

Receipt

The samples were received on 2/25/2023 9:00 AM. Unless otherwise noted below, the samples arrived in good condition, and, where required, properly preserved and on ice. The temperatures of the 2 coolers at receipt time were 1.8°C and 2.2°C

Gas Flow Proportional Counter

Method 9315_Ra226: Radium-226 Prep Batch 160-603681 Insufficient sample volume was available to perform a sample duplicate for the following samples: SCH-PZ-13S (680-231078-1), SCH-PZ-14S (680-231078-2), SCH-PZ-17I (680-231078-3), SCH-PZ-42I (680-231078-4), SCH-PZ-41S (680-231078-5), SCH-PZ-40I (680-231078-6), SCH-PZ-39S (680-231078-7) and SCH-PZ-69I (680-231078-8). A laboratory control sample/ laboratory control sample duplicate (LCS/LCSD) were prepared instead to demonstrate batch precision.

Method 9315_Ra226: Radium-226 batch 603681 Any minimum detectable concentration (MDC), critical value (DLC), or Safe Drinking Water Act detection limit (SDWA DL) is sample-specific unless otherwise stated elsewhere in this narrative. Radiochemistry sample results are reported with the count date/time applied as the Activity Reference Date. SCH-PZ-13S (680-231078-1), SCH-PZ-14S (680-231078-2), SCH-PZ-17I (680-231078-3), SCH-PZ-42I (680-231078-4), SCH-PZ-41S (680-231078-5), SCH-PZ-40I (680-231078-6), SCH-PZ-39S (680-231078-7), SCH-PZ-69I (680-231078-8), (LCS 160-603681/2-A), (LCSD 160-603681/3-A) and (MB 160-603681/1-A)

Method 9315_Ra226: Radium-226 batch 603697 Any minimum detectable concentration (MDC), critical value (DLC), or Safe Drinking Water Act detection limit (SDWA DL) is sample-specific unless otherwise stated elsewhere in this narrative. Radiochemistry sample results are reported with the count date/time applied as the Activity Reference Date. SCH-AP1-FD-3 (680-231078-9), SCH-AP1-FB-3 (680-231078-10), (LCS 160-603697/2-A), (LCSD 160-603697/24-A), (MB 160-603697/1-A), (280-173320-A-1-A), (280-173320-A-1-B MS) and (280-173320-A-1-C MSD)

Method 9320_Ra228: Radium-228 Prep Batch 160-603684 Insufficient sample volume was available to perform a sample duplicate for the following samples: SCH-PZ-13S (680-231078-1), SCH-PZ-14S (680-231078-2), SCH-PZ-17I (680-231078-3), SCH-PZ-42I (680-231078-4), SCH-PZ-41S (680-231078-5), SCH-PZ-40I (680-231078-6), SCH-PZ-39S (680-231078-7) and SCH-PZ-69I (680-231078-8). A laboratory control sample/ laboratory control sample duplicate (LCS/LCSD) were prepared instead to demonstrate batch precision.

Method 9320_Ra228: Radium-228 batch 603699 The LCSD recovered at (132%). The limits in our LIMS system at 75-125 reflect the requirements of a regulatory agency that represents a large amount of our work. However the samples associated with this LCS are not from this agency and are therefore held to our in-house statistical limits of (62-148%) per method requirements. The LCS passes, no further action is required (LCSD 160-603699/24-A)

Method 9320_Ra228: Radium-228 batch 603699 Any minimum detectable concentration (MDC), critical value (DLC), or Safe Drinking Water Act detection limit (SDWA DL) is sample-specific unless otherwise stated elsewhere in this narrative. Radiochemistry sample results are reported with the count date/time applied as the Activity Reference Date. SCH-AP1-FD-3 (680-231078-9), SCH-AP1-FB-3 (680-231078-10), (LCS 160-603699/2-A), (LCSD 160-603699/24-A), (MB 160-603699/1-A), (280-173320-A-1-D), (280-173320-A-1-E MS) and (280-173320-A-1-F MSD)

Method 9320_Ra228: Radium-228 batch 603684 The LCS recovered at (126%). The limits in our LIMS system at 75-125 reflect the requirements of a regulatory agency that represents a large amount of our work. However the samples associated with this LCS are not from this agency and are therefore held to our in-house statistical limits of (62-148%) per method requirements. The LCS passes, no further action is required (LCS 160-603684/2-A)

Method 9320_Ra228: Radium-228 batch 603684 Any minimum detectable concentration (MDC), critical value (DLC), or Safe Drinking Water Act detection limit (SDWA DL) is sample-specific unless otherwise stated elsewhere in this narrative. Radiochemistry sample results are reported with the count date/time applied as the Activity Reference Date. SCH-PZ-13S (680-231078-1), SCH-PZ-14S (680-231078-2), SCH-PZ-17I (680-231078-3), SCH-PZ-42I (680-231078-4), SCH-PZ-41S (680-231078-5), SCH-PZ-40I (680-231078-6), SCH-PZ-39S (680-231078-7), SCH-PZ-69I (680-231078-8), (LCS 160-603684/2-A), (LCSD 160-603684/3-A) and (MB 160-603684/1-A)

Case Narrative

Client: Southern Company
Project/Site: CCR Plant Scherer - AP1 PZs

Job ID: 680-231078-2

Job ID: 680-231078-2 (Continued)

Laboratory: Eurofins Savannah (Continued)

No additional analytical or quality issues were noted, other than those described above or in the Definitions/ Glossary page.

Rad

No additional analytical or quality issues were noted, other than those described above or in the Definitions/ Glossary page.

1

2

3

4

5

6

7

8

9

10

11

12

13

Client Sample Results

Client: Southern Company
 Project/Site: CCR Plant Scherer - AP1 PZs

Job ID: 680-231078-2

Client Sample ID: SCH-PZ-13S

Lab Sample ID: 680-231078-1

Date Collected: 02/23/23 12:17

Matrix: Water

Date Received: 02/25/23 09:00

Method: SW846 9315 - Radium-226 (GFPC)

Analyte	Result	Qualifier	Count Uncert. (2σ+/-)	Total Uncert. (2σ+/-)	RL	MDC	Unit	Prepared	Analyzed	Dil Fac
Radium-226	0.0130	U	0.0616	0.0616	1.00	0.119	pCi/L	03/15/23 09:46	04/06/23 18:41	1
Carrier	%Yield	Qualifier	Limits					Prepared	Analyzed	Dil Fac
Ba Carrier	93.2		30 - 110					03/15/23 09:46	04/06/23 18:41	1

Method: SW846 9320 - Radium-228 (GFPC)

Analyte	Result	Qualifier	Count Uncert. (2σ+/-)	Total Uncert. (2σ+/-)	RL	MDC	Unit	Prepared	Analyzed	Dil Fac
Radium-228	-0.0280	U	0.213	0.213	1.00	0.424	pCi/L	03/15/23 10:00	03/30/23 12:21	1
Carrier	%Yield	Qualifier	Limits					Prepared	Analyzed	Dil Fac
Ba Carrier	93.2		30 - 110					03/15/23 10:00	03/30/23 12:21	1
Y Carrier	83.4		30 - 110					03/15/23 10:00	03/30/23 12:21	1

Method: TAL-STL Ra226_Ra228 - Combined Radium-226 and Radium-228

Analyte	Result	Qualifier	Count Uncert. (2σ+/-)	Total Uncert. (2σ+/-)	RL	MDC	Unit	Prepared	Analyzed	Dil Fac
Combined Radium 226 + 228	-0.0151	U	0.222	0.222	5.00	0.424	pCi/L		04/07/23 17:18	1

Client Sample ID: SCH-PZ-14S

Lab Sample ID: 680-231078-2

Date Collected: 02/23/23 09:47

Matrix: Water

Date Received: 02/25/23 09:00

Method: SW846 9315 - Radium-226 (GFPC)

Analyte	Result	Qualifier	Count Uncert. (2σ+/-)	Total Uncert. (2σ+/-)	RL	MDC	Unit	Prepared	Analyzed	Dil Fac
Radium-226	0.0231	U	0.0762	0.0762	1.00	0.143	pCi/L	03/15/23 09:46	04/06/23 18:41	1
Carrier	%Yield	Qualifier	Limits					Prepared	Analyzed	Dil Fac
Ba Carrier	76.0		30 - 110					03/15/23 09:46	04/06/23 18:41	1

Method: SW846 9320 - Radium-228 (GFPC)

Analyte	Result	Qualifier	Count Uncert. (2σ+/-)	Total Uncert. (2σ+/-)	RL	MDC	Unit	Prepared	Analyzed	Dil Fac
Radium-228	0.390	U	0.406	0.408	1.00	0.657	pCi/L	03/15/23 10:00	03/30/23 12:21	1
Carrier	%Yield	Qualifier	Limits					Prepared	Analyzed	Dil Fac
Ba Carrier	76.0		30 - 110					03/15/23 10:00	03/30/23 12:21	1
Y Carrier	82.2		30 - 110					03/15/23 10:00	03/30/23 12:21	1

Client Sample Results

Client: Southern Company
 Project/Site: CCR Plant Scherer - AP1 PZs

Job ID: 680-231078-2

Client Sample ID: SCH-PZ-14S

Lab Sample ID: 680-231078-2

Date Collected: 02/23/23 09:47

Matrix: Water

Date Received: 02/25/23 09:00

Method: TAL-STL Ra226_Ra228 - Combined Radium-226 and Radium-228

Analyte	Result	Qualifier	Count	Total	RL	MDC	Unit	Prepared	Analyzed	Dil Fac
			Uncert.	Uncert.						
			(2σ+/-)	(2σ+/-)						
Combined Radium 226 + 228	0.413	U	0.413	0.415	5.00	0.657	pCi/L		04/07/23 17:18	1

Client Sample ID: SCH-PZ-17I

Lab Sample ID: 680-231078-3

Date Collected: 02/23/23 15:00

Matrix: Water

Date Received: 02/25/23 09:00

Method: SW846 9315 - Radium-226 (GFPC)

Analyte	Result	Qualifier	Count	Total	RL	MDC	Unit	Prepared	Analyzed	Dil Fac
			Uncert.	Uncert.						
			(2σ+/-)	(2σ+/-)						
Radium-226	0.0322	U	0.0550	0.0551	1.00	0.0975	pCi/L	03/15/23 09:46	04/06/23 18:42	1
Carrier	%Yield	Qualifier	Limits					Prepared	Analyzed	Dil Fac
Ba Carrier	87.6		30 - 110					03/15/23 09:46	04/06/23 18:42	1

Method: SW846 9320 - Radium-228 (GFPC)

Analyte	Result	Qualifier	Count	Total	RL	MDC	Unit	Prepared	Analyzed	Dil Fac
			Uncert.	Uncert.						
			(2σ+/-)	(2σ+/-)						
Radium-228	0.223	U	0.263	0.264	1.00	0.433	pCi/L	03/15/23 10:00	03/30/23 12:02	1
Carrier	%Yield	Qualifier	Limits					Prepared	Analyzed	Dil Fac
Ba Carrier	87.6		30 - 110					03/15/23 10:00	03/30/23 12:02	1
Y Carrier	85.6		30 - 110					03/15/23 10:00	03/30/23 12:02	1

Method: TAL-STL Ra226_Ra228 - Combined Radium-226 and Radium-228

Analyte	Result	Qualifier	Count	Total	RL	MDC	Unit	Prepared	Analyzed	Dil Fac
			Uncert.	Uncert.						
			(2σ+/-)	(2σ+/-)						
Combined Radium 226 + 228	0.255	U	0.269	0.270	5.00	0.433	pCi/L		04/07/23 17:18	1

Client Sample ID: SCH-PZ-42I

Lab Sample ID: 680-231078-4

Date Collected: 02/23/23 15:50

Matrix: Water

Date Received: 02/25/23 09:00

Method: SW846 9315 - Radium-226 (GFPC)

Analyte	Result	Qualifier	Count	Total	RL	MDC	Unit	Prepared	Analyzed	Dil Fac
			Uncert.	Uncert.						
			(2σ+/-)	(2σ+/-)						
Radium-226	0.101	U	0.0932	0.0936	1.00	0.145	pCi/L	03/15/23 09:46	04/06/23 18:42	1
Carrier	%Yield	Qualifier	Limits					Prepared	Analyzed	Dil Fac
Ba Carrier	87.6		30 - 110					03/15/23 09:46	04/06/23 18:42	1

Client Sample Results

Client: Southern Company
 Project/Site: CCR Plant Scherer - AP1 PZs

Job ID: 680-231078-2

Client Sample ID: SCH-PZ-421

Lab Sample ID: 680-231078-4

Date Collected: 02/23/23 15:50

Matrix: Water

Date Received: 02/25/23 09:00

Method: SW846 9320 - Radium-228 (GFPC)

Analyte	Result	Qualifier	Count Uncert. (2σ+/-)	Total Uncert. (2σ+/-)	RL	MDC	Unit	Prepared	Analyzed	Dil Fac
Radium-228	0.550		0.346	0.350	1.00	0.506	pCi/L	03/15/23 10:00	03/30/23 12:11	1
Carrier	%Yield	Qualifier	Limits					Prepared	Analyzed	Dil Fac
Ba Carrier	87.6		30 - 110					03/15/23 10:00	03/30/23 12:11	1
Y Carrier	84.5		30 - 110					03/15/23 10:00	03/30/23 12:11	1

Method: TAL-STL Ra226_Ra228 - Combined Radium-226 and Radium-228

Analyte	Result	Qualifier	Count Uncert. (2σ+/-)	Total Uncert. (2σ+/-)	RL	MDC	Unit	Prepared	Analyzed	Dil Fac
Combined Radium 226 + 228	0.651		0.358	0.362	5.00	0.506	pCi/L		04/07/23 17:18	1

Client Sample ID: SCH-PZ-415

Lab Sample ID: 680-231078-5

Date Collected: 02/23/23 13:15

Matrix: Water

Date Received: 02/25/23 09:00

Method: SW846 9315 - Radium-226 (GFPC)

Analyte	Result	Qualifier	Count Uncert. (2σ+/-)	Total Uncert. (2σ+/-)	RL	MDC	Unit	Prepared	Analyzed	Dil Fac
Radium-226	-0.00151	U	0.0591	0.0591	1.00	0.120	pCi/L	03/15/23 09:46	04/06/23 18:42	1
Carrier	%Yield	Qualifier	Limits					Prepared	Analyzed	Dil Fac
Ba Carrier	92.9		30 - 110					03/15/23 09:46	04/06/23 18:42	1

Method: SW846 9320 - Radium-228 (GFPC)

Analyte	Result	Qualifier	Count Uncert. (2σ+/-)	Total Uncert. (2σ+/-)	RL	MDC	Unit	Prepared	Analyzed	Dil Fac
Radium-228	0.170	U	0.282	0.282	1.00	0.482	pCi/L	03/15/23 10:00	03/30/23 12:03	1
Carrier	%Yield	Qualifier	Limits					Prepared	Analyzed	Dil Fac
Ba Carrier	92.9		30 - 110					03/15/23 10:00	03/30/23 12:03	1
Y Carrier	86.0		30 - 110					03/15/23 10:00	03/30/23 12:03	1

Method: TAL-STL Ra226_Ra228 - Combined Radium-226 and Radium-228

Analyte	Result	Qualifier	Count Uncert. (2σ+/-)	Total Uncert. (2σ+/-)	RL	MDC	Unit	Prepared	Analyzed	Dil Fac
Combined Radium 226 + 228	0.168	U	0.288	0.288	5.00	0.482	pCi/L		04/07/23 17:18	1

Client Sample Results

Client: Southern Company
Project/Site: CCR Plant Scherer - AP1 PZs

Job ID: 680-231078-2

Client Sample ID: SCH-PZ-40I

Lab Sample ID: 680-231078-6

Date Collected: 02/24/23 08:55

Matrix: Water

Date Received: 02/25/23 09:00

Method: SW846 9315 - Radium-226 (GFPC)

Analyte	Result	Qualifier	Count Uncert. (2σ+/-)	Total Uncert. (2σ+/-)	RL	MDC	Unit	Prepared	Analyzed	Dil Fac
Radium-226	0.0725	U	0.0700	0.0703	1.00	0.107	pCi/L	03/15/23 09:46	04/06/23 18:43	1
Carrier	%Yield	Qualifier	Limits					Prepared	Analyzed	Dil Fac
Ba Carrier	87.3		30 - 110					03/15/23 09:46	04/06/23 18:43	1

Method: SW846 9320 - Radium-228 (GFPC)

Analyte	Result	Qualifier	Count Uncert. (2σ+/-)	Total Uncert. (2σ+/-)	RL	MDC	Unit	Prepared	Analyzed	Dil Fac
Radium-228	0.642		0.359	0.364	1.00	0.509	pCi/L	03/15/23 10:00	03/30/23 12:03	1
Carrier	%Yield	Qualifier	Limits					Prepared	Analyzed	Dil Fac
Ba Carrier	87.3		30 - 110					03/15/23 10:00	03/30/23 12:03	1
Y Carrier	84.9		30 - 110					03/15/23 10:00	03/30/23 12:03	1

Method: TAL-STL Ra226_Ra228 - Combined Radium-226 and Radium-228

Analyte	Result	Qualifier	Count Uncert. (2σ+/-)	Total Uncert. (2σ+/-)	RL	MDC	Unit	Prepared	Analyzed	Dil Fac
Combined Radium 226 + 228	0.714		0.366	0.371	5.00	0.509	pCi/L		04/07/23 17:18	1

Client Sample ID: SCH-PZ-39S

Lab Sample ID: 680-231078-7

Date Collected: 02/24/23 08:39

Matrix: Water

Date Received: 02/25/23 09:00

Method: SW846 9315 - Radium-226 (GFPC)

Analyte	Result	Qualifier	Count Uncert. (2σ+/-)	Total Uncert. (2σ+/-)	RL	MDC	Unit	Prepared	Analyzed	Dil Fac
Radium-226	0.0991	U	0.0850	0.0854	1.00	0.127	pCi/L	03/15/23 09:46	04/06/23 18:43	1
Carrier	%Yield	Qualifier	Limits					Prepared	Analyzed	Dil Fac
Ba Carrier	78.5		30 - 110					03/15/23 09:46	04/06/23 18:43	1

Method: SW846 9320 - Radium-228 (GFPC)

Analyte	Result	Qualifier	Count Uncert. (2σ+/-)	Total Uncert. (2σ+/-)	RL	MDC	Unit	Prepared	Analyzed	Dil Fac
Radium-228	0.0321	U	0.301	0.301	1.00	0.561	pCi/L	03/15/23 10:00	03/30/23 12:03	1
Carrier	%Yield	Qualifier	Limits					Prepared	Analyzed	Dil Fac
Ba Carrier	78.5		30 - 110					03/15/23 10:00	03/30/23 12:03	1
Y Carrier	84.1		30 - 110					03/15/23 10:00	03/30/23 12:03	1

Client Sample Results

Client: Southern Company
 Project/Site: CCR Plant Scherer - AP1 PZs

Job ID: 680-231078-2

Client Sample ID: SCH-PZ-39S

Lab Sample ID: 680-231078-7

Date Collected: 02/24/23 08:39

Matrix: Water

Date Received: 02/25/23 09:00

Method: TAL-STL Ra226_Ra228 - Combined Radium-226 and Radium-228

Analyte	Result	Qualifier	Count	Total	RL	MDC	Unit	Prepared	Analyzed	Dil Fac
			Uncert.	Uncert.						
			(2σ+/-)	(2σ+/-)						
Combined Radium 226 + 228	0.131	U	0.313	0.313	5.00	0.561	pCi/L		04/07/23 17:18	1

Client Sample ID: SCH-PZ-69I

Lab Sample ID: 680-231078-8

Date Collected: 02/24/23 10:27

Matrix: Water

Date Received: 02/25/23 09:00

Method: SW846 9315 - Radium-226 (GFPC)

Analyte	Result	Qualifier	Count	Total	RL	MDC	Unit	Prepared	Analyzed	Dil Fac
			Uncert.	Uncert.						
			(2σ+/-)	(2σ+/-)						
Radium-226	0.128		0.0788	0.0796	1.00	0.0936	pCi/L	03/15/23 09:46	04/06/23 18:44	1
Carrier	%Yield	Qualifier	Limits					Prepared	Analyzed	Dil Fac
Ba Carrier	77.1		30 - 110					03/15/23 09:46	04/06/23 18:44	1

Method: SW846 9320 - Radium-228 (GFPC)

Analyte	Result	Qualifier	Count	Total	RL	MDC	Unit	Prepared	Analyzed	Dil Fac
			Uncert.	Uncert.						
			(2σ+/-)	(2σ+/-)						
Radium-228	-0.225	U	0.256	0.256	1.00	0.562	pCi/L	03/15/23 10:00	03/30/23 12:03	1
Carrier	%Yield	Qualifier	Limits					Prepared	Analyzed	Dil Fac
Ba Carrier	77.1		30 - 110					03/15/23 10:00	03/30/23 12:03	1
Y Carrier	84.9		30 - 110					03/15/23 10:00	03/30/23 12:03	1

Method: TAL-STL Ra226_Ra228 - Combined Radium-226 and Radium-228

Analyte	Result	Qualifier	Count	Total	RL	MDC	Unit	Prepared	Analyzed	Dil Fac
			Uncert.	Uncert.						
			(2σ+/-)	(2σ+/-)						
Combined Radium 226 + 228	-0.0970	U	0.268	0.268	5.00	0.562	pCi/L		04/07/23 17:18	1

Client Sample ID: SCH-AP1-FD-3

Lab Sample ID: 680-231078-9

Date Collected: 02/24/23 00:00

Matrix: Water

Date Received: 02/25/23 09:00

Method: SW846 9315 - Radium-226 (GFPC)

Analyte	Result	Qualifier	Count	Total	RL	MDC	Unit	Prepared	Analyzed	Dil Fac
			Uncert.	Uncert.						
			(2σ+/-)	(2σ+/-)						
Radium-226	0.0181	U	0.0839	0.0839	1.00	0.161	pCi/L	03/15/23 10:54	04/06/23 15:25	1
Carrier	%Yield	Qualifier	Limits					Prepared	Analyzed	Dil Fac
Ba Carrier	63.8		30 - 110					03/15/23 10:54	04/06/23 15:25	1

Client Sample Results

Client: Southern Company
Project/Site: CCR Plant Scherer - AP1 PZs

Job ID: 680-231078-2

Client Sample ID: SCH-AP1-FD-3

Lab Sample ID: 680-231078-9

Date Collected: 02/24/23 00:00

Matrix: Water

Date Received: 02/25/23 09:00

Method: SW846 9320 - Radium-228 (GFPC)

Analyte	Result	Qualifier	Count Uncert. (2σ+/-)	Total Uncert. (2σ+/-)	RL	MDC	Unit	Prepared	Analyzed	Dil Fac
Radium-228	0.0808	U	0.467	0.467	1.00	0.850	pCi/L	03/15/23 11:19	03/29/23 11:58	1
Carrier	%Yield	Qualifier	Limits					Prepared	Analyzed	Dil Fac
Ba Carrier	63.8		30 - 110					03/15/23 11:19	03/29/23 11:58	1
Y Carrier	78.1		30 - 110					03/15/23 11:19	03/29/23 11:58	1

Method: TAL-STL Ra226_Ra228 - Combined Radium-226 and Radium-228

Analyte	Result	Qualifier	Count Uncert. (2σ+/-)	Total Uncert. (2σ+/-)	RL	MDC	Unit	Prepared	Analyzed	Dil Fac
Combined Radium 226 + 228	0.0989	U	0.474	0.474	5.00	0.850	pCi/L		04/07/23 17:19	1

Client Sample ID: SCH-AP1-FB-3

Lab Sample ID: 680-231078-10

Date Collected: 02/23/23 13:45

Matrix: Water

Date Received: 02/25/23 09:00

Method: SW846 9315 - Radium-226 (GFPC)

Analyte	Result	Qualifier	Count Uncert. (2σ+/-)	Total Uncert. (2σ+/-)	RL	MDC	Unit	Prepared	Analyzed	Dil Fac
Radium-226	0.00784	U	0.0518	0.0518	1.00	0.105	pCi/L	03/15/23 10:54	04/06/23 15:26	1
Carrier	%Yield	Qualifier	Limits					Prepared	Analyzed	Dil Fac
Ba Carrier	85.6		30 - 110					03/15/23 10:54	04/06/23 15:26	1

Method: SW846 9320 - Radium-228 (GFPC)

Analyte	Result	Qualifier	Count Uncert. (2σ+/-)	Total Uncert. (2σ+/-)	RL	MDC	Unit	Prepared	Analyzed	Dil Fac
Radium-228	0.0628	U	0.335	0.335	1.00	0.609	pCi/L	03/15/23 11:19	03/29/23 11:58	1
Carrier	%Yield	Qualifier	Limits					Prepared	Analyzed	Dil Fac
Ba Carrier	85.6		30 - 110					03/15/23 11:19	03/29/23 11:58	1
Y Carrier	81.9		30 - 110					03/15/23 11:19	03/29/23 11:58	1

Method: TAL-STL Ra226_Ra228 - Combined Radium-226 and Radium-228

Analyte	Result	Qualifier	Count Uncert. (2σ+/-)	Total Uncert. (2σ+/-)	RL	MDC	Unit	Prepared	Analyzed	Dil Fac
Combined Radium 226 + 228	0.0707	U	0.339	0.339	5.00	0.609	pCi/L		04/07/23 17:19	1

Tracer/Carrier Summary

Client: Southern Company
 Project/Site: CCR Plant Scherer - AP1 PZs

Job ID: 680-231078-2

Method: 9315 - Radium-226 (GFPC)

Matrix: Water

Prep Type: Total/NA

		Percent Yield (Acceptance Limits)	
Lab Sample ID	Client Sample ID	Ba (30-110)	
280-173320-A-1-B MS	Matrix Spike	88.4	
280-173320-A-1-C MSD	Matrix Spike Duplicate	86.4	
680-231078-1	SCH-PZ-13S	93.2	
680-231078-2	SCH-PZ-14S	76.0	
680-231078-3	SCH-PZ-17I	87.6	
680-231078-4	SCH-PZ-42I	87.6	
680-231078-5	SCH-PZ-41S	92.9	
680-231078-6	SCH-PZ-40I	87.3	
680-231078-7	SCH-PZ-39S	78.5	
680-231078-8	SCH-PZ-69I	77.1	
680-231078-9	SCH-AP1-FD-3	63.8	
680-231078-10	SCH-AP1-FB-3	85.6	
LCS 160-603681/2-A	Lab Control Sample	91.0	
LCS 160-603697/2-A	Lab Control Sample	90.4	
LCSD 160-603681/3-A	Lab Control Sample Dup	89.8	
LCSD 160-603697/24-A	Lab Control Sample Dup	87.0	
MB 160-603681/1-A	Method Blank	92.9	
MB 160-603697/1-A	Method Blank	94.9	

Tracer/Carrier Legend
 Ba = Ba Carrier

Method: 9320 - Radium-228 (GFPC)

Matrix: Water

Prep Type: Total/NA

		Percent Yield (Acceptance Limits)	
Lab Sample ID	Client Sample ID	Ba (30-110)	Y (30-110)
280-173320-A-1-E MS	Matrix Spike	88.4	84.9
280-173320-A-1-F MSD	Matrix Spike Duplicate	86.4	81.1
680-231078-1	SCH-PZ-13S	93.2	83.4
680-231078-2	SCH-PZ-14S	76.0	82.2
680-231078-3	SCH-PZ-17I	87.6	85.6
680-231078-4	SCH-PZ-42I	87.6	84.5
680-231078-5	SCH-PZ-41S	92.9	86.0
680-231078-6	SCH-PZ-40I	87.3	84.9
680-231078-7	SCH-PZ-39S	78.5	84.1
680-231078-8	SCH-PZ-69I	77.1	84.9
680-231078-9	SCH-AP1-FD-3	63.8	78.1
680-231078-10	SCH-AP1-FB-3	85.6	81.9
LCS 160-603684/2-A	Lab Control Sample	91.0	81.5
LCS 160-603699/2-A	Lab Control Sample	90.4	82.2
LCSD 160-603684/3-A	Lab Control Sample Dup	89.8	83.4
LCSD 160-603699/24-A	Lab Control Sample Dup	87.0	82.6
MB 160-603684/1-A	Method Blank	92.9	84.5
MB 160-603699/1-A	Method Blank	94.9	82.6

Tracer/Carrier Legend
 Ba = Ba Carrier
 Y = Y Carrier

QC Sample Results

Client: Southern Company
 Project/Site: CCR Plant Scherer - AP1 PZs

Job ID: 680-231078-2

Method: 9315 - Radium-226 (GFPC)

Lab Sample ID: MB 160-603681/1-A
Matrix: Water
Analysis Batch: 606323

Client Sample ID: Method Blank
Prep Type: Total/NA
Prep Batch: 603681

Analyte	MB		Count	Total	RL	MDC	Unit	Prepared	Analyzed	Dil Fac
	Result	MB Qualifier	Uncert. (2σ+/-)	Uncert. (2σ+/-)						
Radium-226	-0.01435	U	0.0530	0.0530	1.00	0.116	pCi/L	03/15/23 09:46	04/06/23 15:36	1
Carrier	MB %Yield	MB Qualifier	Limits		Prepared	Analyzed	Dil Fac			
Ba Carrier	92.9		30 - 110		03/15/23 09:46	04/06/23 15:36	1			

Lab Sample ID: LCS 160-603681/2-A
Matrix: Water
Analysis Batch: 606323

Client Sample ID: Lab Control Sample
Prep Type: Total/NA
Prep Batch: 603681

Analyte	Spike Added	LCS Result	LCS Qual	Total	RL	MDC	Unit	%Rec	%Rec Limits
				Uncert. (2σ+/-)					
Radium-226	11.3	11.20		1.17	1.00	0.116	pCi/L	99	75 - 125
Carrier	LCS %Yield	LCS Qualifier	Limits						
Ba Carrier	91.0		30 - 110						

Lab Sample ID: LCSD 160-603681/3-A
Matrix: Water
Analysis Batch: 606323

Client Sample ID: Lab Control Sample Dup
Prep Type: Total/NA
Prep Batch: 603681

Analyte	Spike Added	LCSD Result	LCSD Qual	Total	RL	MDC	Unit	%Rec	%Rec Limits	RER	Limit
				Uncert. (2σ+/-)							
Radium-226	11.3	11.74		1.22	1.00	0.123	pCi/L	104	75 - 125	0.23	1
Carrier	LCSD %Yield	LCSD Qualifier	Limits								
Ba Carrier	89.8		30 - 110								

Lab Sample ID: MB 160-603697/1-A
Matrix: Water
Analysis Batch: 606320

Client Sample ID: Method Blank
Prep Type: Total/NA
Prep Batch: 603697

Analyte	MB		Count	Total	RL	MDC	Unit	Prepared	Analyzed	Dil Fac
	Result	MB Qualifier	Uncert. (2σ+/-)	Uncert. (2σ+/-)						
Radium-226	-0.007206	U	0.0373	0.0373	1.00	0.0874	pCi/L	03/15/23 10:54	04/06/23 15:24	1
Carrier	MB %Yield	MB Qualifier	Limits		Prepared	Analyzed	Dil Fac			
Ba Carrier	94.9		30 - 110		03/15/23 10:54	04/06/23 15:24	1			

Lab Sample ID: LCS 160-603697/2-A
Matrix: Water
Analysis Batch: 606320

Client Sample ID: Lab Control Sample
Prep Type: Total/NA
Prep Batch: 603697

Analyte	Spike Added	LCS Result	LCS Qual	Total	RL	MDC	Unit	%Rec	%Rec Limits
				Uncert. (2σ+/-)					
Radium-226	11.3	12.42		1.28	1.00	0.137	pCi/L	110	75 - 125

Eurofins Savannah

QC Sample Results

Client: Southern Company
 Project/Site: CCR Plant Scherer - AP1 PZs

Job ID: 680-231078-2

Method: 9315 - Radium-226 (GFPC) (Continued)

Lab Sample ID: LCS 160-603697/2-A
 Matrix: Water
 Analysis Batch: 606320

Client Sample ID: Lab Control Sample
 Prep Type: Total/NA
 Prep Batch: 603697

Carrier	LCS %Yield	LCS Qualifier	Limits
Ba Carrier	90.4		30 - 110

Lab Sample ID: LCSD 160-603697/24-A
 Matrix: Water
 Analysis Batch: 606323

Client Sample ID: Lab Control Sample Dup
 Prep Type: Total/NA
 Prep Batch: 603697

Analyte	Spike Added	LCSD Result	LCSD Qual	Total Uncert. (2σ+/-)	RL	MDC	Unit	%Rec	%Rec		RER	Limit
									Limits	RER		
Radium-226	11.3	11.60		1.20	1.00	0.120	pCi/L	102	75 - 125	0.33		1

Carrier	LCSD %Yield	LCSD Qualifier	Limits
Ba Carrier	87.0		30 - 110

Lab Sample ID: 280-173320-A-1-B MS
 Matrix: Water
 Analysis Batch: 606320

Client Sample ID: Matrix Spike
 Prep Type: Total/NA
 Prep Batch: 603697

Analyte	Sample Result	Sample Qual	Spike Added	MS Result	MS Qual	Total Uncert. (2σ+/-)	RL	MDC	Unit	%Rec	%Rec		RER	Limit
											Limits	RER		
Radium-226	0.00424	U	14.9	13.97		1.47	1.00	0.132	pCi/L	94	60 - 140			

Carrier	MS %Yield	MS Qualifier	Limits
Ba Carrier	88.4		30 - 110

Lab Sample ID: 280-173320-A-1-C MSD
 Matrix: Water
 Analysis Batch: 606320

Client Sample ID: Matrix Spike Duplicate
 Prep Type: Total/NA
 Prep Batch: 603697

Analyte	Sample Result	Sample Qual	Spike Added	MSD Result	MSD Qual	Total Uncert. (2σ+/-)	RL	MDC	Unit	%Rec	%Rec		RER	Limit
											Limits	RER		
Radium-226	0.00424	U	15.1	14.91		1.56	1.00	0.119	pCi/L	99	60 - 140	0.31		1

Carrier	MSD %Yield	MSD Qualifier	Limits
Ba Carrier	86.4		30 - 110

Method: 9320 - Radium-228 (GFPC)

Lab Sample ID: MB 160-603684/1-A
 Matrix: Water
 Analysis Batch: 605624

Client Sample ID: Method Blank
 Prep Type: Total/NA
 Prep Batch: 603684

Analyte	MB Result	MB Qualifier	Count Uncert. (2σ+/-)	Total Uncert. (2σ+/-)	RL	MDC	Unit	Prepared	Analyzed	Dil Fac

Carrier	MB %Yield	MB Qualifier	Limits	Prepared	Analyzed	Dil Fac
Ba Carrier	92.9		30 - 110	03/15/23 10:00	03/30/23 12:16	1

Eurofins Savannah

QC Sample Results

Client: Southern Company
 Project/Site: CCR Plant Scherer - AP1 PZs

Job ID: 680-231078-2

Method: 9320 - Radium-228 (GFPC) (Continued)

Lab Sample ID: MB 160-603684/1-A
Matrix: Water
Analysis Batch: 605624

Client Sample ID: Method Blank
Prep Type: Total/NA
Prep Batch: 603684

Carrier	MB MB		Limits	Prepared	Analyzed	Dil Fac
	%Yield	Qualifier				
Y Carrier	84.5		30 - 110	03/15/23 10:00	03/30/23 12:16	1

Lab Sample ID: LCS 160-603684/2-A
Matrix: Water
Analysis Batch: 605624

Client Sample ID: Lab Control Sample
Prep Type: Total/NA
Prep Batch: 603684

Analyte	Spike Added	LCS Result	LCS Qual	Total Uncert. (2σ+/-)	RL	MDC	Unit	%Rec	%Rec Limits

Carrier	LCS LCS		Limits
	%Yield	Qualifier	
Ba Carrier	91.0		30 - 110
Y Carrier	81.5		30 - 110

Lab Sample ID: LCSD 160-603684/3-A
Matrix: Water
Analysis Batch: 605624

Client Sample ID: Lab Control Sample Dup
Prep Type: Total/NA
Prep Batch: 603684

Analyte	Spike Added	LCSD Result	LCSD Qual	Total Uncert. (2σ+/-)	RL	MDC	Unit	%Rec	%Rec Limits	RER	Limit

Carrier	LCSD LCSD		Limits
	%Yield	Qualifier	
Ba Carrier	89.8		30 - 110
Y Carrier	83.4		30 - 110

Lab Sample ID: MB 160-603699/1-A
Matrix: Water
Analysis Batch: 605408

Client Sample ID: Method Blank
Prep Type: Total/NA
Prep Batch: 603699

Analyte	MB MB		Count Uncert. (2σ+/-)	Total Uncert. (2σ+/-)	RL	MDC	Unit	Prepared	Analyzed	Dil Fac
	Result	Qualifier								
Radium-228	0.3975	U	0.326	0.328	1.00	0.506	pCi/L	03/15/23 11:19	03/29/23 11:57	1

Carrier	MB MB		Limits	Prepared	Analyzed	Dil Fac
	%Yield	Qualifier				
Ba Carrier	94.9		30 - 110	03/15/23 11:19	03/29/23 11:57	1
Y Carrier	82.6		30 - 110	03/15/23 11:19	03/29/23 11:57	1

Lab Sample ID: LCS 160-603699/2-A
Matrix: Water
Analysis Batch: 605408

Client Sample ID: Lab Control Sample
Prep Type: Total/NA
Prep Batch: 603699

Analyte	Spike Added	LCS Result	LCS Qual	Total Uncert. (2σ+/-)	RL	MDC	Unit	%Rec	%Rec Limits

QC Sample Results

Client: Southern Company
 Project/Site: CCR Plant Scherer - AP1 PZs

Job ID: 680-231078-2

Method: 9320 - Radium-228 (GFPC) (Continued)

Lab Sample ID: LCS 160-603699/2-A
Matrix: Water
Analysis Batch: 605408

Client Sample ID: Lab Control Sample
Prep Type: Total/NA
Prep Batch: 603699

Carrier	LCS		Limits
	%Yield	Qualifier	
Ba Carrier	90.4		30 - 110
Y Carrier	82.2		30 - 110

Lab Sample ID: LCSD 160-603699/24-A
Matrix: Water
Analysis Batch: 605413

Client Sample ID: Lab Control Sample Dup
Prep Type: Total/NA
Prep Batch: 603699

Analyte	Spike Added	LCSD Result	LCSD Qual	Total Uncert. (2σ+/-)	RL	MDC	Unit	%Rec	%Rec		RER	Limit
									Limits	RER		
Radium-228	8.08	10.63		1.43	1.00	0.565	pCi/L	132	75 - 125	0.23		1

Carrier	LCSD		Limits
	%Yield	Qualifier	
Ba Carrier	87.0		30 - 110
Y Carrier	82.6		30 - 110

Lab Sample ID: 280-173320-A-1-E MS
Matrix: Water
Analysis Batch: 605408

Client Sample ID: Matrix Spike
Prep Type: Total/NA
Prep Batch: 603699

Analyte	Sample Result	Sample Qual	Spike Added	MS Result	MS Qual	Total Uncert. (2σ+/-)	RL	MDC	Unit	%Rec	%Rec		RER	Limit
											Limits	RER		
Radium-228	0.859		10.6	12.76		1.75	1.00	0.799	pCi/L	112	60 - 140			

Carrier	MS		Limits
	%Yield	Qualifier	
Ba Carrier	88.4		30 - 110
Y Carrier	84.9		30 - 110

Lab Sample ID: 280-173320-A-1-F MSD
Matrix: Water
Analysis Batch: 605408

Client Sample ID: Matrix Spike Duplicate
Prep Type: Total/NA
Prep Batch: 603699

Analyte	Sample Result	Sample Qual	Spike Added	MSD Result	MSD Qual	Total Uncert. (2σ+/-)	RL	MDC	Unit	%Rec	%Rec		RER	Limit
											Limits	RER		
Radium-228	0.859		10.8	12.64		1.78	1.00	0.818	pCi/L	109	60 - 140	0.04		1

Carrier	MSD		Limits
	%Yield	Qualifier	
Ba Carrier	86.4		30 - 110
Y Carrier	81.1		30 - 110

QC Association Summary

Client: Southern Company
 Project/Site: CCR Plant Scherer - AP1 PZs

Job ID: 680-231078-2

Rad

Prep Batch: 603681

Lab Sample ID	Client Sample ID	Prep Type	Matrix	Method	Prep Batch
680-231078-1	SCH-PZ-13S	Total/NA	Water	PrecSep-21	
680-231078-2	SCH-PZ-14S	Total/NA	Water	PrecSep-21	
680-231078-3	SCH-PZ-17I	Total/NA	Water	PrecSep-21	
680-231078-4	SCH-PZ-42I	Total/NA	Water	PrecSep-21	
680-231078-5	SCH-PZ-41S	Total/NA	Water	PrecSep-21	
680-231078-6	SCH-PZ-40I	Total/NA	Water	PrecSep-21	
680-231078-7	SCH-PZ-39S	Total/NA	Water	PrecSep-21	
680-231078-8	SCH-PZ-69I	Total/NA	Water	PrecSep-21	
MB 160-603681/1-A	Method Blank	Total/NA	Water	PrecSep-21	
LCS 160-603681/2-A	Lab Control Sample	Total/NA	Water	PrecSep-21	
LCSD 160-603681/3-A	Lab Control Sample Dup	Total/NA	Water	PrecSep-21	

Prep Batch: 603684

Lab Sample ID	Client Sample ID	Prep Type	Matrix	Method	Prep Batch
680-231078-1	SCH-PZ-13S	Total/NA	Water	PrecSep_0	
680-231078-2	SCH-PZ-14S	Total/NA	Water	PrecSep_0	
680-231078-3	SCH-PZ-17I	Total/NA	Water	PrecSep_0	
680-231078-4	SCH-PZ-42I	Total/NA	Water	PrecSep_0	
680-231078-5	SCH-PZ-41S	Total/NA	Water	PrecSep_0	
680-231078-6	SCH-PZ-40I	Total/NA	Water	PrecSep_0	
680-231078-7	SCH-PZ-39S	Total/NA	Water	PrecSep_0	
680-231078-8	SCH-PZ-69I	Total/NA	Water	PrecSep_0	
MB 160-603684/1-A	Method Blank	Total/NA	Water	PrecSep_0	
LCS 160-603684/2-A	Lab Control Sample	Total/NA	Water	PrecSep_0	
LCSD 160-603684/3-A	Lab Control Sample Dup	Total/NA	Water	PrecSep_0	

Prep Batch: 603697

Lab Sample ID	Client Sample ID	Prep Type	Matrix	Method	Prep Batch
680-231078-9	SCH-AP1-FD-3	Total/NA	Water	PrecSep-21	
680-231078-10	SCH-AP1-FB-3	Total/NA	Water	PrecSep-21	
MB 160-603697/1-A	Method Blank	Total/NA	Water	PrecSep-21	
LCS 160-603697/2-A	Lab Control Sample	Total/NA	Water	PrecSep-21	
LCSD 160-603697/24-A	Lab Control Sample Dup	Total/NA	Water	PrecSep-21	
280-173320-A-1-B MS	Matrix Spike	Total/NA	Water	PrecSep-21	
280-173320-A-1-C MSD	Matrix Spike Duplicate	Total/NA	Water	PrecSep-21	

Prep Batch: 603699

Lab Sample ID	Client Sample ID	Prep Type	Matrix	Method	Prep Batch
680-231078-9	SCH-AP1-FD-3	Total/NA	Water	PrecSep_0	
680-231078-10	SCH-AP1-FB-3	Total/NA	Water	PrecSep_0	
MB 160-603699/1-A	Method Blank	Total/NA	Water	PrecSep_0	
LCS 160-603699/2-A	Lab Control Sample	Total/NA	Water	PrecSep_0	
LCSD 160-603699/24-A	Lab Control Sample Dup	Total/NA	Water	PrecSep_0	
280-173320-A-1-E MS	Matrix Spike	Total/NA	Water	PrecSep_0	
280-173320-A-1-F MSD	Matrix Spike Duplicate	Total/NA	Water	PrecSep_0	

Lab Chronicle

Client: Southern Company
 Project/Site: CCR Plant Scherer - AP1 PZs

Job ID: 680-231078-2

Client Sample ID: SCH-PZ-13S

Lab Sample ID: 680-231078-1

Date Collected: 02/23/23 12:17

Matrix: Water

Date Received: 02/25/23 09:00

Prep Type	Batch Type	Batch Method	Run	Dil Factor	Initial Amount	Final Amount	Batch Number	Prepared or Analyzed	Analyst	Lab
Total/NA	Prep	PrecSep-21			1001.04 mL	1.0 g	603681	03/15/23 09:46	DJP	EET SL
Total/NA	Analysis	9315		1			606323	04/06/23 18:41	FLC	EET SL
Instrument ID: GFPCPURPLE										
Total/NA	Prep	PrecSep_0			1001.04 mL	1.0 g	603684	03/15/23 10:00	DJP	EET SL
Total/NA	Analysis	9320		1			605622	03/30/23 12:21	FLC	EET SL
Instrument ID: GFPCPURPLE										
Total/NA	Analysis	Ra226_Ra228		1			606603	04/07/23 17:18	EMH	EET SL
Instrument ID: NOEQUIP										

Client Sample ID: SCH-PZ-14S

Lab Sample ID: 680-231078-2

Date Collected: 02/23/23 09:47

Matrix: Water

Date Received: 02/25/23 09:00

Prep Type	Batch Type	Batch Method	Run	Dil Factor	Initial Amount	Final Amount	Batch Number	Prepared or Analyzed	Analyst	Lab
Total/NA	Prep	PrecSep-21			1007.32 mL	1.0 g	603681	03/15/23 09:46	DJP	EET SL
Total/NA	Analysis	9315		1			606323	04/06/23 18:41	FLC	EET SL
Instrument ID: GFPCPURPLE										
Total/NA	Prep	PrecSep_0			1007.32 mL	1.0 g	603684	03/15/23 10:00	DJP	EET SL
Total/NA	Analysis	9320		1			605622	03/30/23 12:21	FLC	EET SL
Instrument ID: GFPCPURPLE										
Total/NA	Analysis	Ra226_Ra228		1			606603	04/07/23 17:18	EMH	EET SL
Instrument ID: NOEQUIP										

Client Sample ID: SCH-PZ-17I

Lab Sample ID: 680-231078-3

Date Collected: 02/23/23 15:00

Matrix: Water

Date Received: 02/25/23 09:00

Prep Type	Batch Type	Batch Method	Run	Dil Factor	Initial Amount	Final Amount	Batch Number	Prepared or Analyzed	Analyst	Lab
Total/NA	Prep	PrecSep-21			992.44 mL	1.0 g	603681	03/15/23 09:46	DJP	EET SL
Total/NA	Analysis	9315		1			606320	04/06/23 18:42	FLC	EET SL
Instrument ID: GFPCRED										
Total/NA	Prep	PrecSep_0			992.44 mL	1.0 g	603684	03/15/23 10:00	DJP	EET SL
Total/NA	Analysis	9320		1			605718	03/30/23 12:02	FLC	EET SL
Instrument ID: GFPCORANGE										
Total/NA	Analysis	Ra226_Ra228		1			606603	04/07/23 17:18	EMH	EET SL
Instrument ID: NOEQUIP										

Client Sample ID: SCH-PZ-42I

Lab Sample ID: 680-231078-4

Date Collected: 02/23/23 15:50

Matrix: Water

Date Received: 02/25/23 09:00

Prep Type	Batch Type	Batch Method	Run	Dil Factor	Initial Amount	Final Amount	Batch Number	Prepared or Analyzed	Analyst	Lab
Total/NA	Prep	PrecSep-21			1004.18 mL	1.0 g	603681	03/15/23 09:46	DJP	EET SL
Total/NA	Analysis	9315		1			606320	04/06/23 18:42	FLC	EET SL
Instrument ID: GFPCRED										

Lab Chronicle

Client: Southern Company
 Project/Site: CCR Plant Scherer - AP1 PZs

Job ID: 680-231078-2

Client Sample ID: SCH-PZ-42I

Lab Sample ID: 680-231078-4

Date Collected: 02/23/23 15:50

Matrix: Water

Date Received: 02/25/23 09:00

Prep Type	Batch Type	Batch Method	Run	Dil Factor	Initial Amount	Final Amount	Batch Number	Prepared or Analyzed	Analyst	Lab
Total/NA	Prep	PrecSep_0			1004.18 mL	1.0 g	603684	03/15/23 10:00	DJP	EET SL
Total/NA	Analysis	9320		1			605623	03/30/23 12:11	FLC	EET SL
Instrument ID: GFPCRED										
Total/NA	Analysis	Ra226_Ra228		1			606603	04/07/23 17:18	EMH	EET SL
Instrument ID: NOEQUIP										

Client Sample ID: SCH-PZ-41S

Lab Sample ID: 680-231078-5

Date Collected: 02/23/23 13:15

Matrix: Water

Date Received: 02/25/23 09:00

Prep Type	Batch Type	Batch Method	Run	Dil Factor	Initial Amount	Final Amount	Batch Number	Prepared or Analyzed	Analyst	Lab
Total/NA	Prep	PrecSep-21			999.82 mL	1.0 g	603681	03/15/23 09:46	DJP	EET SL
Total/NA	Analysis	9315		1			606320	04/06/23 18:42	FLC	EET SL
Instrument ID: GFPCRED										
Total/NA	Prep	PrecSep_0			999.82 mL	1.0 g	603684	03/15/23 10:00	DJP	EET SL
Total/NA	Analysis	9320		1			605718	03/30/23 12:03	FLC	EET SL
Instrument ID: GFPCORANGE										
Total/NA	Analysis	Ra226_Ra228		1			606603	04/07/23 17:18	EMH	EET SL
Instrument ID: NOEQUIP										

Client Sample ID: SCH-PZ-40I

Lab Sample ID: 680-231078-6

Date Collected: 02/24/23 08:55

Matrix: Water

Date Received: 02/25/23 09:00

Prep Type	Batch Type	Batch Method	Run	Dil Factor	Initial Amount	Final Amount	Batch Number	Prepared or Analyzed	Analyst	Lab
Total/NA	Prep	PrecSep-21			992.84 mL	1.0 g	603681	03/15/23 09:46	DJP	EET SL
Total/NA	Analysis	9315		1			606320	04/06/23 18:43	FLC	EET SL
Instrument ID: GFPCRED										
Total/NA	Prep	PrecSep_0			992.84 mL	1.0 g	603684	03/15/23 10:00	DJP	EET SL
Total/NA	Analysis	9320		1			605718	03/30/23 12:03	FLC	EET SL
Instrument ID: GFPCORANGE										
Total/NA	Analysis	Ra226_Ra228		1			606603	04/07/23 17:18	EMH	EET SL
Instrument ID: NOEQUIP										

Client Sample ID: SCH-PZ-39S

Lab Sample ID: 680-231078-7

Date Collected: 02/24/23 08:39

Matrix: Water

Date Received: 02/25/23 09:00

Prep Type	Batch Type	Batch Method	Run	Dil Factor	Initial Amount	Final Amount	Batch Number	Prepared or Analyzed	Analyst	Lab
Total/NA	Prep	PrecSep-21			994.82 mL	1.0 g	603681	03/15/23 09:46	DJP	EET SL
Total/NA	Analysis	9315		1			606320	04/06/23 18:43	FLC	EET SL
Instrument ID: GFPCRED										
Total/NA	Prep	PrecSep_0			994.82 mL	1.0 g	603684	03/15/23 10:00	DJP	EET SL
Total/NA	Analysis	9320		1			605718	03/30/23 12:03	FLC	EET SL
Instrument ID: GFPCORANGE										

Lab Chronicle

Client: Southern Company
 Project/Site: CCR Plant Scherer - AP1 PZs

Job ID: 680-231078-2

Client Sample ID: SCH-PZ-39S

Lab Sample ID: 680-231078-7

Date Collected: 02/24/23 08:39

Matrix: Water

Date Received: 02/25/23 09:00

Prep Type	Batch Type	Batch Method	Run	Dil Factor	Initial Amount	Final Amount	Batch Number	Prepared or Analyzed	Analyst	Lab
Total/NA	Analysis	Ra226_Ra228		1			606603	04/07/23 17:18	EMH	EET SL

Client Sample ID: SCH-PZ-69I

Lab Sample ID: 680-231078-8

Date Collected: 02/24/23 10:27

Matrix: Water

Date Received: 02/25/23 09:00

Prep Type	Batch Type	Batch Method	Run	Dil Factor	Initial Amount	Final Amount	Batch Number	Prepared or Analyzed	Analyst	Lab
Total/NA	Prep	PrecSep-21			996.56 mL	1.0 g	603681	03/15/23 09:46	DJP	EET SL
Total/NA	Analysis	9315		1			606320	04/06/23 18:44	FLC	EET SL
Instrument ID: GFPCRED										
Total/NA	Prep	PrecSep_0			996.56 mL	1.0 g	603684	03/15/23 10:00	DJP	EET SL
Total/NA	Analysis	9320		1			605718	03/30/23 12:03	FLC	EET SL
Instrument ID: GFPCORANGE										
Total/NA	Analysis	Ra226_Ra228		1			606603	04/07/23 17:18	EMH	EET SL
Instrument ID: NOEQUIP										

Client Sample ID: SCH-AP1-FD-3

Lab Sample ID: 680-231078-9

Date Collected: 02/24/23 00:00

Matrix: Water

Date Received: 02/25/23 09:00

Prep Type	Batch Type	Batch Method	Run	Dil Factor	Initial Amount	Final Amount	Batch Number	Prepared or Analyzed	Analyst	Lab
Total/NA	Prep	PrecSep-21			995.89 mL	1.0 g	603697	03/15/23 10:54	DJP	EET SL
Total/NA	Analysis	9315		1			606320	04/06/23 15:25	FLC	EET SL
Instrument ID: GFPCRED										
Total/NA	Prep	PrecSep_0			995.89 mL	1.0 g	603699	03/15/23 11:19	DJP	EET SL
Total/NA	Analysis	9320		1			605408	03/29/23 11:58	FLC	EET SL
Instrument ID: GFPCRED										
Total/NA	Analysis	Ra226_Ra228		1			606603	04/07/23 17:19	EMH	EET SL
Instrument ID: NOEQUIP										

Client Sample ID: SCH-AP1-FB-3

Lab Sample ID: 680-231078-10

Date Collected: 02/23/23 13:45

Matrix: Water

Date Received: 02/25/23 09:00

Prep Type	Batch Type	Batch Method	Run	Dil Factor	Initial Amount	Final Amount	Batch Number	Prepared or Analyzed	Analyst	Lab
Total/NA	Prep	PrecSep-21			999.88 mL	1.0 g	603697	03/15/23 10:54	DJP	EET SL
Total/NA	Analysis	9315		1			606320	04/06/23 15:26	FLC	EET SL
Instrument ID: GFPCRED										
Total/NA	Prep	PrecSep_0			999.88 mL	1.0 g	603699	03/15/23 11:19	DJP	EET SL
Total/NA	Analysis	9320		1			605408	03/29/23 11:58	FLC	EET SL
Instrument ID: GFPCRED										
Total/NA	Analysis	Ra226_Ra228		1			606603	04/07/23 17:19	EMH	EET SL
Instrument ID: NOEQUIP										

Laboratory References:

EET SL = Eurofins St. Louis, 13715 Rider Trail North, Earth City, MO 63045, TEL (314)298-8566

Eurofins Savannah

Accreditation/Certification Summary

Client: Southern Company
 Project/Site: CCR Plant Scherer - AP1 PZs

Job ID: 680-231078-2

Laboratory: Eurofins St. Louis

All accreditations/certifications held by this laboratory are listed. Not all accreditations/certifications are applicable to this report.

Authority	Program	Identification Number	Expiration Date
Alaska (UST)	State	20-001	05-06-25
ANAB	Dept. of Defense ELAP	L2305	04-06-25
ANAB	Dept. of Energy	L2305.01	04-06-25
ANAB	ISO/IEC 17025	L2305	04-06-25
Arizona	State	AZ0813	12-08-23
California	Los Angeles County Sanitation Districts	10259	06-30-22 *
California	State	2886	06-30-23
Florida	NELAP	E87689	06-30-23
HI - RadChem Recognition	State	n/a	06-30-23
Illinois	NELAP	200023	11-30-23
Iowa	State	373	12-01-24
Kansas	NELAP	E-10236	10-31-23
Kentucky (DW)	State	KY90125	12-31-23
Kentucky (WW)	State	KY90125 (Permit KY0004049)	12-31-23
Louisiana (All)	NELAP	04080	06-30-23
Louisiana (DW)	State	LA011	12-31-23
Maryland	State	310	09-30-23
MI - RadChem Recognition	State	9005	06-30-23
Missouri	State	780	06-30-25
Nevada	State	MO000542020-1	07-31-23
New Jersey	NELAP	MO002	06-30-23
New York	NELAP	11616	03-31-24
North Carolina (DW)	State	29700	07-31-23
North Dakota	State	R-207	06-30-23
Oklahoma	NELAP	9997	08-31-23
Oregon	NELAP	4157	09-01-23
Pennsylvania	NELAP	68-00540	02-28-24
South Carolina	State	85002001	06-30-23
Texas	NELAP	T104704193	07-31-23
US Fish & Wildlife	US Federal Programs	058448	07-31-23
USDA	US Federal Programs	P330-17-00028	06-11-23
Utah	NELAP	MO000542021-14	07-31-23
Virginia	NELAP	10310	06-14-23
Washington	State	C592	08-30-23
West Virginia DEP	State	381	10-31-23

* Accreditation/Certification renewal pending - accreditation/certification considered valid.

Method Summary

Client: Southern Company
Project/Site: CCR Plant Scherer - AP1 PZs

Job ID: 680-231078-2

Method	Method Description	Protocol	Laboratory
9315	Radium-226 (GFPC)	SW846	EET SL
9320	Radium-228 (GFPC)	SW846	EET SL
Ra226_Ra228	Combined Radium-226 and Radium-228	TAL-STL	EET SL
PrecSep_0	Preparation, Precipitate Separation	None	EET SL
PrecSep-21	Preparation, Precipitate Separation (21-Day In-Growth)	None	EET SL

Protocol References:

None = None

SW846 = "Test Methods For Evaluating Solid Waste, Physical/Chemical Methods", Third Edition, November 1986 And Its Updates.

TAL-STL = TestAmerica Laboratories, St. Louis, Facility Standard Operating Procedure.

Laboratory References:

EET SL = Eurofins St. Louis, 13715 Rider Trail North, Earth City, MO 63045, TEL (314)298-8566



FedEx

eurofins

ment Testing

639
ST 0

12:00
9580
02.25

ORIGIN ID: L1YH 16791 966-3391
DEGREE TPA/LOR
EUROFINS ATLANTA SC
801E REGENCY PARKWAY NW
BUILT 800
NORCROSS, GA 30071
UNITED STATES US

SHIP DATE: 02.25
RECIPIENT: 55, CO, US, 999
CAUSE: 85911E, 74W, 2361E

BILL TO: RECIPIENT



699231278 3494991

70 **SAMPLE RECIEVING**
EUROFINS TESTAMERICA PITTSBURGH
301 ALPHA DR.
RIDC PARK
PITTSBURGH PA 15238

(412) 963-7068

1 2 3 4 5 6 7 8 9 10 11 12 13



FedEx
Express



2 of 2

MPSY
DEES 6072 5516 9580

Inst# 8072 5516 9578

[copy]

SATURDAY 12:00P
PRIORITY OVERNIGHT

XO AGCA

15238

PA-US PIT



Uncorrected temp
Thermometer ID

CF CF Initials 2/5

PRINTED ON OUR SPECIAL PAPER



- 1
- 2
- 3
- 4
- 5
- 6
- 7
- 8
- 9
- 10
- 11
- 12
- 13

Do not lift using this tag.



**Environment Testing
TestAmerica**

UNION 101 11A (678) 544-8891
 GEORGE TOMOR
 EUROFINS ATLANTA SC
 6515 REGENCY PARKWAY N4
 SUITE 800
 NORCROSS, GA 30091
 UNITED STATES US

SHIP DATE: 20230411
 PCTY: 03 03 LU HAN
 CDD: UN311E/CAT016

BNI RECEIPIEM

**TO SAMPLE RECEIVING
 EUROFINS TESTAMERICA PITTSBURGH
 301 ALPHA DR.
 RIDC PARK
 PITTSBURGH PA 15238**

412 683-7168

000000 000111 000000 000000 000000



FedEx
Express



1 412 SATURDAY 4/11/2023

0921 6072 5516 9579
 ## MASTER ##

PRIORITY OVERNIGHT

XO AGCA

15238
 USA US PIT

Uncorrected temp
 Thermometer (D)

CF 03 Initials





690-231078 Chain of Custody

Chain of Custody Record **244- ATLANTA** America

THE LEADER IN ENVIRONMENTAL TESTING

TestAmerica Pittsburgh
 301 Alpha Drive
 RIDC Park
 Pittsburgh, PA 15238-2907
 phone 412.963.7058 fax 412.963.2468

Regulatory Program: DW NPDES RCRA Other: _____
 Project Manager: Dawn Prell
 Tel/Fax: 248-536-5445

Client Contact
 Joju Abraham
 Southern Company
 241 Ralph McGill Blvd SE B10185
 Atlanta, GA 30308
 j.abraham@southernco.com
 Project Name: COR - Plant Scherer API PZs
 Site, Georgia
 Project #: 68027798

Sample Identification	Sample Date	Sample Type (C=Comp, G=Grab)	Matrix	# of Cont.	Site Contact: Dawn Prell Lab Contact: David Fuller												Date: 02/24/23 Carrier: WSP	COC No: 1 of 1 COCs								
					App III metals: B, Ca	App IV metals: Sb, As, Ba, Be, Cd, Cr, Co, Pb, Li, Hg, Mo, Se, Tl	Radium 226 + 228	Mg, Na, K, Mn	Sulfide	HCO ₃ , CO ₃ Alkalinity	Cl, F, SO ₄ , TDS	Fe total, Fe ₂ , Fe ₃	Filtered Sample (Y/N)	Perform MS/MSD (Y/N)	App III metals: B, Ca	App IV metals: Sb, As, Ba, Be, Cd, Cr, Co, Pb, Li, Hg, Mo, Se, Tl			Radium 226 + 228	Mg, Na, K, Mn	Sulfide	HCO ₃ , CO ₃ Alkalinity	Cl, F, SO ₄ , TDS	Fe total, Fe ₂ , Fe ₃		
SCH-PZ-13S	2/23/2023	G	WG	8	X	X	X	X	X	X	X	X	X	X	X	X	X	X	X	X	X	X	X	X	X	pH= 5.14, Fe2= 0.0, collected at 12:17; analyzed 12:22
SCH-PZ-14S	2/23/2023	G	WG	8	X	X	X	X	X	X	X	X	X	X	X	X	X	X	X	X	X	X	X	X	X	pH= 5.40, Fe2= 0.0, collected at 09:47 analyzed 09:52
SCH-PZ-17I	2/23/2023	G	WG	10	X	X	X	X	X	X	X	X	X	X	X	X	X	X	X	X	X	X	X	X	X	pH= 6.73, Fe2= 0.0, collected at 15:00 analyzed 15:05
SCH-PZ-42I	2/23/2023	G	WG	8	X	X	X	X	X	X	X	X	X	X	X	X	X	X	X	X	X	X	X	X	X	pH= 6.36, Fe2= 0.0, collected at 15:50 analyzed 15:55
SCH-PZ-41S	2/23/2023	G	WG	8	X	X	X	X	X	X	X	X	X	X	X	X	X	X	X	X	X	X	X	X	X	pH= 5.91, Fe2= 0.0, collected at 13:15 analyzed 13:20
SCH-PZ-40I	2/24/2023	G	WG	8	X	X	X	X	X	X	X	X	X	X	X	X	X	X	X	X	X	X	X	X	X	pH= 6.16, Fe2= 1.5, collected at 08:55 analyzed 09:00
SCH-PZ-39S	2/24/2023	G	WG	8	X	X	X	X	X	X	X	X	X	X	X	X	X	X	X	X	X	X	X	X	X	pH= 6.67, Fe2= 0.0, collected at 08:39 analyzed 08:44
SCH-PZ-69I	2/24/2023	G	WG	8	X	X	X	X	X	X	X	X	X	X	X	X	X	X	X	X	X	X	X	X	X	pH= 6.54, Fe2= 1.5, collected at 10:27 analyzed 10:32
SCH-AP1-FD-3	2/24/2023	G	WG	8	X	X	X	X	X	X	X	X	X	X	X	X	X	X	X	X	X	X	X	X	X	pH= 6.67, Fe2= 0.0, collected at 08:39 analyzed 08:44
SCH-AP1-FB-3	2/23/2023	G	WQ	8	X	X	X	X	X	X	X	X	X	X	X	X	X	X	X	X	X	X	X	X	X	

Preservation Used: 1= Ice, 2= HCl, 3= HNO₃, 4= HNO₃; 5= NaOH; 6= Other

Possible Hazard Identification:
 Are any samples from a listed EPA Hazardous Waste? Please List any EPA Waste Codes for the sample in the Comments Section if the lab is to dispose of the sample
 Non-Hazard Flammable Skin Irritant Poison B Unknown

Special Instructions/QC Requirements & Comments: SCH-CCR-ASSMT-202351

Return to Client Disposal by Lab Archive for _____ Months

Custody Seal Intact: <input type="checkbox"/> Yes <input type="checkbox"/> No	Therm ID No.:
Relinquished by: <i>MAKES MANN</i>	Dated Time: 2/24/23 1418
Relinquished by: <i>guyton</i>	Date/Time: 2-25-23 0900
Relinquished by: <i>R</i>	Date/Time:



Login Sample Receipt Checklist

Client: Southern Company

Job Number: 680-231078-2

Login Number: 231078

List Number: 2

Creator: Worthington, Sierra M

List Source: Eurofins St. Louis

List Creation: 03/01/23 01:51 PM

Question	Answer	Comment
Radioactivity wasn't checked or is <=/ background as measured by a survey meter.	True	
The cooler's custody seal, if present, is intact.	True	
Sample custody seals, if present, are intact.	True	
The cooler or samples do not appear to have been compromised or tampered with.	True	
Samples were received on ice.	True	
Cooler Temperature is acceptable.	True	
Cooler Temperature is recorded.	True	
COC is present.	True	
COC is filled out in ink and legible.	True	
COC is filled out with all pertinent information.	True	
Is the Field Sampler's name present on COC?	True	
There are no discrepancies between the containers received and the COC.	True	
Samples are received within Holding Time (excluding tests with immediate HTs)	True	
Sample containers have legible labels.	True	
Containers are not broken or leaking.	True	
Sample collection date/times are provided.	True	
Appropriate sample containers are used.	True	
Sample bottles are completely filled.	True	
Sample Preservation Verified.	True	
There is sufficient vol. for all requested analyses, incl. any requested MS/MSDs	True	
Containers requiring zero headspace have no headspace or bubble is <6mm (1/4").	True	
Multiphasic samples are not present.	True	
Samples do not require splitting or compositing.	True	
Residual Chlorine Checked.	N/A	





ANALYTICAL REPORT

PREPARED FOR

Attn: Joju Abraham
Southern Company
241 Ralph McGill Blvd SE
B10185
Atlanta, Georgia 30308

Generated 4/18/2023 5:30:43 PM

JOB DESCRIPTION

CCR - Plant Scherer - AP1 PZs

JOB NUMBER

680-231081-1

Eurofins Savannah

Job Notes

The test results in this report meet NELAP requirements for parameters for which accreditation is required or available. Any exceptions to the NELAP requirements are noted. Results pertain only to samples listed in this report. This report may not be reproduced, except in full, without the written approval of the laboratory. Questions should be directed to the person who signed this report.

The test results in this report relate only to the samples as received by the laboratory and will meet all requirements of the methodology, with any exceptions noted. This report shall not be reproduced except in full, without the express written approval of the laboratory. All questions should be directed to the Eurofins Environment Testing Southeast, LLC Project Manager.

Authorization



Generated
4/18/2023 5:30:43 PM

Authorized for release by
David Fuller, Project Manager
David.Fuller@et.eurofinsus.com
(770)344-8986

Definitions/Glossary

Client: Southern Company
Project/Site: CCR - Plant Scherer - AP1 PZs

Job ID: 680-231081-1

Qualifiers

HPLC/IC

Qualifier	Qualifier Description
F1	MS and/or MSD recovery exceeds control limits.
J	Result is less than the RL but greater than or equal to the MDL and the concentration is an approximate value.

Metals

Qualifier	Qualifier Description
J	Result is less than the RL but greater than or equal to the MDL and the concentration is an approximate value.

General Chemistry

Qualifier	Qualifier Description
cn	Refer to Case Narrative for further detail

Glossary

Abbreviation	These commonly used abbreviations may or may not be present in this report.
α	Listed under the "D" column to designate that the result is reported on a dry weight basis
%R	Percent Recovery
CFL	Contains Free Liquid
CFU	Colony Forming Unit
CNF	Contains No Free Liquid
DER	Duplicate Error Ratio (normalized absolute difference)
Dil Fac	Dilution Factor
DL	Detection Limit (DoD/DOE)
DL, RA, RE, IN	Indicates a Dilution, Re-analysis, Re-extraction, or additional Initial metals/anion analysis of the sample
DLC	Decision Level Concentration (Radiochemistry)
EDL	Estimated Detection Limit (Dioxin)
LOD	Limit of Detection (DoD/DOE)
LOQ	Limit of Quantitation (DoD/DOE)
MCL	EPA recommended "Maximum Contaminant Level"
MDA	Minimum Detectable Activity (Radiochemistry)
MDC	Minimum Detectable Concentration (Radiochemistry)
MDL	Method Detection Limit
ML	Minimum Level (Dioxin)
MPN	Most Probable Number
MQL	Method Quantitation Limit
NC	Not Calculated
ND	Not Detected at the reporting limit (or MDL or EDL if shown)
NEG	Negative / Absent
POS	Positive / Present
PQL	Practical Quantitation Limit
PRES	Presumptive
QC	Quality Control
RER	Relative Error Ratio (Radiochemistry)
RL	Reporting Limit or Requested Limit (Radiochemistry)
RPD	Relative Percent Difference, a measure of the relative difference between two points
TEF	Toxicity Equivalent Factor (Dioxin)
TEQ	Toxicity Equivalent Quotient (Dioxin)
TNTC	Too Numerous To Count

Sample Summary

Client: Southern Company
Project/Site: CCR - Plant Scherer - AP1 PZs

Job ID: 680-231081-1

Lab Sample ID	Client Sample ID	Matrix	Collected	Received
680-231081-1	SCH-PZ-43S	Water	02/24/23 11:50	02/25/23 09:00
680-231081-2	SCH-AP1-EB-3	Water	02/24/23 10:25	02/25/23 09:00

1

2

3

4

5

6

7

8

9

10

11

12

Case Narrative

Client: Southern Company
Project/Site: CCR - Plant Scherer - AP1 PZs

Job ID: 680-231081-1

Job ID: 680-231081-1

Laboratory: Eurofins Savannah

Narrative

**Job Narrative
680-231081-1**

Receipt

The samples were received on 2/25/2023 9:00 AM. Unless otherwise noted below, the samples arrived in good condition, and, where required, properly preserved and on ice. The temperature of the cooler at receipt time was 1.5°C

HPLC/IC

Method 300_ORGFM_28D: The matrix spike / matrix spike duplicate (MS/MSD) recoveries for analytical batch 180-428804 were outside control limits for one or more analytes, see QC Sample Results for detail. Sample matrix interference and/or non-homogeneity are suspected because the associated laboratory control sample (LCS) recovery is within acceptance limits.

No additional analytical or quality issues were noted, other than those described above or in the Definitions/ Glossary page.

Metals

No additional analytical or quality issues were noted, other than those described above or in the Definitions/ Glossary page.

General Chemistry

Method 9034_Calc: A deviation from the Standard Operating Procedure (SOP) occurred. Details are as follows: samples received with headspace

No additional analytical or quality issues were noted, other than those described above or in the Definitions/ Glossary page.



Client Sample Results

Client: Southern Company
 Project/Site: CCR - Plant Scherer - AP1 PZs

Job ID: 680-231081-1

Client Sample ID: SCH-PZ-43S

Lab Sample ID: 680-231081-1

Date Collected: 02/24/23 11:50

Matrix: Water

Date Received: 02/25/23 09:00

Method: EPA 300.0 R2.1 - Anions, Ion Chromatography

Analyte	Result	Qualifier	RL	MDL	Unit	D	Prepared	Analyzed	Dil Fac
Chloride	7.8		1.0	0.71	mg/L			03/10/23 13:35	1
Fluoride	0.042	J	0.10	0.026	mg/L			03/10/23 13:35	1
Sulfate	160	F1	1.0	0.76	mg/L			03/10/23 13:35	1

Method: SW846 EPA 6020B - Metals (ICP/MS) - Total Recoverable

Analyte	Result	Qualifier	RL	MDL	Unit	D	Prepared	Analyzed	Dil Fac
Antimony	<0.00097		0.0020	0.00097	mg/L		03/08/23 09:05	03/22/23 16:23	1
Arsenic	<0.00028		0.0010	0.00028	mg/L		03/08/23 09:05	03/22/23 16:23	1
Barium	0.076		0.010	0.0031	mg/L		03/08/23 09:05	03/22/23 16:23	1
Beryllium	<0.00027		0.0025	0.00027	mg/L		03/08/23 09:05	03/22/23 16:23	1
Boron	1.1		0.080	0.060	mg/L		03/08/23 09:05	04/07/23 12:51	1
Cadmium	<0.00022		0.0025	0.00022	mg/L		03/08/23 09:05	03/22/23 16:23	1
Calcium	61		0.50	0.13	mg/L		03/08/23 09:05	03/22/23 16:23	1
Chromium	0.0020		0.0020	0.0015	mg/L		03/08/23 09:05	03/22/23 16:23	1
Cobalt	<0.00026		0.0025	0.00026	mg/L		03/08/23 09:05	03/22/23 16:23	1
Iron	<0.028		0.050	0.028	mg/L		03/08/23 09:05	03/22/23 16:23	1
Lead	<0.00038		0.0010	0.00038	mg/L		03/08/23 09:05	03/22/23 16:23	1
Lithium	0.0046	J	0.0050	0.0013	mg/L		03/08/23 09:05	03/22/23 16:23	1
Magnesium	14		0.50	0.050	mg/L		03/08/23 09:05	03/22/23 16:23	1
Manganese	0.0031	J	0.0050	0.0013	mg/L		03/08/23 09:05	03/22/23 16:23	1
Molybdenum	<0.00061		0.015	0.00061	mg/L		03/08/23 09:05	03/22/23 16:23	1
Potassium	3.7		0.50	0.16	mg/L		03/08/23 09:05	03/22/23 16:23	1
Selenium	<0.00074		0.0050	0.00074	mg/L		03/08/23 09:05	03/22/23 16:23	1
Sodium	12		0.50	0.18	mg/L		03/08/23 09:05	03/22/23 16:23	1
Thallium	<0.00047		0.0010	0.00047	mg/L		03/08/23 09:05	03/22/23 16:23	1

Method: SW846 EPA 7470A - Mercury (CVAA)

Analyte	Result	Qualifier	RL	MDL	Unit	D	Prepared	Analyzed	Dil Fac
Mercury	<0.00013		0.00020	0.00013	mg/L		03/09/23 11:00	03/09/23 14:06	1

General Chemistry

Analyte	Result	Qualifier	RL	MDL	Unit	D	Prepared	Analyzed	Dil Fac
Sulfide (SW846 EPA 9034)	<2.1	cn	3.0	2.1	mg/L		02/28/23 09:29	02/28/23 16:15	1
Total Dissolved Solids (SM 2540C)	330		10	10	mg/L			03/02/23 17:58	1
Ferric Iron (SM 3500)	<0.0061		0.050	0.0061	mg/L			03/22/23 11:28	1
Total Alkalinity as CaCO3 to pH 4.5 (SM18 SM2320 B)	61		5.0	5.0	mg/L			02/27/23 18:27	1
Bicarbonate Alkalinity as CaCO3 (SM18 SM2320 B)	61		5.0	5.0	mg/L			02/27/23 18:27	1
Carbonate Alkalinity as CaCO3 (SM18 SM2320 B)	<5.0		5.0	5.0	mg/L			02/27/23 18:27	1

Method: EPA Field Sampling - Field Sampling

Analyte	Result	Qualifier	RL	MDL	Unit	D	Prepared	Analyzed	Dil Fac
pH	6.97				SU			02/24/23 11:50	1
Ferrous Iron	0.0				mg/L			02/24/23 11:50	1

Client Sample Results

Client: Southern Company
Project/Site: CCR - Plant Scherer - AP1 PZs

Job ID: 680-231081-1

Client Sample ID: SCH-AP1-EB-3

Lab Sample ID: 680-231081-2

Date Collected: 02/24/23 10:25

Matrix: Water

Date Received: 02/25/23 09:00

Method: EPA 300.0 R2.1 - Anions, Ion Chromatography

Analyte	Result	Qualifier	RL	MDL	Unit	D	Prepared	Analyzed	Dil Fac
Chloride	<0.71		1.0	0.71	mg/L			03/10/23 14:31	1
Fluoride	0.042	J	0.10	0.026	mg/L			03/10/23 14:31	1
Sulfate	<0.76		1.0	0.76	mg/L			03/10/23 14:31	1

Method: SW846 EPA 6020B - Metals (ICP/MS) - Total Recoverable

Analyte	Result	Qualifier	RL	MDL	Unit	D	Prepared	Analyzed	Dil Fac
Antimony	<0.00097		0.0020	0.00097	mg/L		03/08/23 09:05	03/22/23 16:27	1
Arsenic	<0.00028		0.0010	0.00028	mg/L		03/08/23 09:05	03/22/23 16:27	1
Barium	<0.0031		0.010	0.0031	mg/L		03/08/23 09:05	03/22/23 16:27	1
Beryllium	<0.00027		0.0025	0.00027	mg/L		03/08/23 09:05	03/22/23 16:27	1
Boron	<0.060		0.080	0.060	mg/L		03/08/23 09:05	04/14/23 16:41	1
Cadmium	<0.00022		0.0025	0.00022	mg/L		03/08/23 09:05	03/22/23 16:27	1
Calcium	<0.13		0.50	0.13	mg/L		03/08/23 09:05	03/22/23 16:27	1
Chromium	<0.0015		0.0020	0.0015	mg/L		03/08/23 09:05	03/22/23 16:27	1
Cobalt	<0.00026		0.0025	0.00026	mg/L		03/08/23 09:05	03/22/23 16:27	1
Iron	<0.028		0.050	0.028	mg/L		03/08/23 09:05	03/22/23 16:27	1
Lead	<0.00038		0.0010	0.00038	mg/L		03/08/23 09:05	03/22/23 16:27	1
Lithium	<0.0013		0.0050	0.0013	mg/L		03/08/23 09:05	03/22/23 16:27	1
Magnesium	<0.050		0.50	0.050	mg/L		03/08/23 09:05	03/22/23 16:27	1
Manganese	<0.0013		0.0050	0.0013	mg/L		03/08/23 09:05	03/22/23 16:27	1
Molybdenum	<0.00061		0.015	0.00061	mg/L		03/08/23 09:05	03/22/23 16:27	1
Potassium	<0.16		0.50	0.16	mg/L		03/08/23 09:05	03/22/23 16:27	1
Selenium	<0.00074		0.0050	0.00074	mg/L		03/08/23 09:05	03/22/23 16:27	1
Sodium	<0.18		0.50	0.18	mg/L		03/08/23 09:05	03/22/23 16:27	1
Thallium	<0.00047		0.0010	0.00047	mg/L		03/08/23 09:05	03/22/23 16:27	1

Method: SW846 EPA 7470A - Mercury (CVAA)

Analyte	Result	Qualifier	RL	MDL	Unit	D	Prepared	Analyzed	Dil Fac
Mercury	<0.00013		0.00020	0.00013	mg/L		03/09/23 11:00	03/09/23 14:07	1

General Chemistry

Analyte	Result	Qualifier	RL	MDL	Unit	D	Prepared	Analyzed	Dil Fac
Sulfide (SW846 EPA 9034)	<2.1	cn	3.0	2.1	mg/L		02/28/23 09:29	02/28/23 16:16	1
Total Dissolved Solids (SM 2540C)	<10		10	10	mg/L			03/02/23 16:57	1
Total Alkalinity as CaCO3 to pH 4.5 (SM18 SM2320 B)	<5.0		5.0	5.0	mg/L			02/27/23 18:31	1
Bicarbonate Alkalinity as CaCO3 (SM18 SM2320 B)	<5.0		5.0	5.0	mg/L			02/27/23 18:31	1
Carbonate Alkalinity as CaCO3 (SM18 SM2320 B)	<5.0		5.0	5.0	mg/L			02/27/23 18:31	1

QC Sample Results

Client: Southern Company
Project/Site: CCR - Plant Scherer - AP1 PZs

Job ID: 680-231081-1

Method: EPA 300.0 R2.1 - Anions, Ion Chromatography

Lab Sample ID: MB 180-428804/6
Matrix: Water
Analysis Batch: 428804

Client Sample ID: Method Blank
Prep Type: Total/NA

Analyte	MB Result	MB Qualifier	RL	MDL	Unit	D	Prepared	Analyzed	Dil Fac
Chloride	<0.71		1.0	0.71	mg/L			03/10/23 12:07	1
Fluoride	<0.026		0.10	0.026	mg/L			03/10/23 12:07	1
Sulfate	<0.76		1.0	0.76	mg/L			03/10/23 12:07	1

Lab Sample ID: LCS 180-428804/7
Matrix: Water
Analysis Batch: 428804

Client Sample ID: Lab Control Sample
Prep Type: Total/NA

Analyte	Spike Added	LCS Result	LCS Qualifier	Unit	D	%Rec	%Rec Limits
Chloride	50.0	48.6		mg/L		97	90 - 110
Fluoride	2.50	2.73		mg/L		109	90 - 110
Sulfate	50.0	50.9		mg/L		102	90 - 110

Lab Sample ID: 680-231081-1 MS
Matrix: Water
Analysis Batch: 428804

Client Sample ID: SCH-PZ-43S
Prep Type: Total/NA

Analyte	Sample Result	Sample Qualifier	Spike Added	MS Result	MS Qualifier	Unit	D	%Rec	%Rec Limits
Chloride	7.8		50.0	55.6		mg/L		96	90 - 110
Fluoride	0.042	J	2.50	2.44		mg/L		96	90 - 110
Sulfate	160	F1	50.0	203	F1	mg/L		85	90 - 110

Lab Sample ID: 680-231081-1 MSD
Matrix: Water
Analysis Batch: 428804

Client Sample ID: SCH-PZ-43S
Prep Type: Total/NA

Analyte	Sample Result	Sample Qualifier	Spike Added	MSD Result	MSD Qualifier	Unit	D	%Rec	%Rec Limits	RPD	RPD Limit
Chloride	7.8		50.0	55.7		mg/L		96	90 - 110	0	20
Fluoride	0.042	J	2.50	2.71		mg/L		107	90 - 110	11	20
Sulfate	160	F1	50.0	203	F1	mg/L		85	90 - 110	0	20

Method: EPA 6020B - Metals (ICP/MS)

Lab Sample ID: MB 180-428412/1-A
Matrix: Water
Analysis Batch: 430208

Client Sample ID: Method Blank
Prep Type: Total Recoverable
Prep Batch: 428412

Analyte	MB Result	MB Qualifier	RL	MDL	Unit	D	Prepared	Analyzed	Dil Fac
Antimony	<0.00097		0.0020	0.00097	mg/L		03/08/23 09:05	03/22/23 15:05	1
Arsenic	<0.00028		0.0010	0.00028	mg/L		03/08/23 09:05	03/22/23 15:05	1
Barium	<0.0031		0.010	0.0031	mg/L		03/08/23 09:05	03/22/23 15:05	1
Beryllium	<0.00027		0.0025	0.00027	mg/L		03/08/23 09:05	03/22/23 15:05	1
Cadmium	<0.00022		0.0025	0.00022	mg/L		03/08/23 09:05	03/22/23 15:05	1
Calcium	<0.13		0.50	0.13	mg/L		03/08/23 09:05	03/22/23 15:05	1
Chromium	<0.0015		0.0020	0.0015	mg/L		03/08/23 09:05	03/22/23 15:05	1
Cobalt	<0.00026		0.0025	0.00026	mg/L		03/08/23 09:05	03/22/23 15:05	1
Iron	<0.028		0.050	0.028	mg/L		03/08/23 09:05	03/22/23 15:05	1
Lead	<0.00038		0.0010	0.00038	mg/L		03/08/23 09:05	03/22/23 15:05	1
Lithium	<0.0013		0.0050	0.0013	mg/L		03/08/23 09:05	03/22/23 15:05	1
Magnesium	<0.050		0.50	0.050	mg/L		03/08/23 09:05	03/22/23 15:05	1

Eurofins Savannah

QC Sample Results

Client: Southern Company
 Project/Site: CCR - Plant Scherer - AP1 PZs

Job ID: 680-231081-1

Method: EPA 6020B - Metals (ICP/MS) (Continued)

Lab Sample ID: MB 180-428412/1-A
Matrix: Water
Analysis Batch: 430208

Client Sample ID: Method Blank
Prep Type: Total Recoverable
Prep Batch: 428412

Analyte	MB Result	MB Qualifier	RL	MDL	Unit	D	Prepared	Analyzed	Dil Fac
Manganese	<0.0013		0.0050	0.0013	mg/L		03/08/23 09:05	03/22/23 15:05	1
Molybdenum	<0.00061		0.015	0.00061	mg/L		03/08/23 09:05	03/22/23 15:05	1
Potassium	<0.16		0.50	0.16	mg/L		03/08/23 09:05	03/22/23 15:05	1
Selenium	<0.00074		0.0050	0.00074	mg/L		03/08/23 09:05	03/22/23 15:05	1
Sodium	<0.18		0.50	0.18	mg/L		03/08/23 09:05	03/22/23 15:05	1
Thallium	<0.00047		0.0010	0.00047	mg/L		03/08/23 09:05	03/22/23 15:05	1

Lab Sample ID: MB 180-428412/1-A
Matrix: Water
Analysis Batch: 431774

Client Sample ID: Method Blank
Prep Type: Total Recoverable
Prep Batch: 428412

Analyte	MB Result	MB Qualifier	RL	MDL	Unit	D	Prepared	Analyzed	Dil Fac
Boron	<0.060		0.080	0.060	mg/L		03/08/23 09:05	04/07/23 12:03	1

Lab Sample ID: LCS 180-428412/2-A
Matrix: Water
Analysis Batch: 430208

Client Sample ID: Lab Control Sample
Prep Type: Total Recoverable
Prep Batch: 428412

Analyte	Spike Added	LCS Result	LCS Qualifier	Unit	D	%Rec	%Rec Limits
Antimony	0.250	0.275		mg/L		110	80 - 120
Arsenic	1.00	1.00		mg/L		100	80 - 120
Barium	1.00	1.02		mg/L		102	80 - 120
Beryllium	0.500	0.488		mg/L		98	80 - 120
Cadmium	0.500	0.516		mg/L		103	80 - 120
Calcium	25.0	28.0		mg/L		112	80 - 120
Chromium	0.500	0.523		mg/L		105	80 - 120
Cobalt	0.500	0.499		mg/L		100	80 - 120
Iron	5.00	5.22		mg/L		104	80 - 120
Lead	0.500	0.509		mg/L		102	80 - 120
Lithium	0.500	0.485		mg/L		97	80 - 120
Magnesium	25.0	25.7		mg/L		103	80 - 120
Manganese	0.500	0.497		mg/L		99	80 - 120
Molybdenum	0.500	0.526		mg/L		105	80 - 120
Potassium	25.0	26.0		mg/L		104	80 - 120
Selenium	1.00	1.02		mg/L		102	80 - 120
Sodium	25.0	26.2		mg/L		105	80 - 120
Thallium	1.00	1.07		mg/L		107	80 - 120

Lab Sample ID: LCS 180-428412/2-A
Matrix: Water
Analysis Batch: 431774

Client Sample ID: Lab Control Sample
Prep Type: Total Recoverable
Prep Batch: 428412

Analyte	Spike Added	LCS Result	LCS Qualifier	Unit	D	%Rec	%Rec Limits
Boron	1.25	1.27		mg/L		102	80 - 120

QC Sample Results

Client: Southern Company
 Project/Site: CCR - Plant Scherer - AP1 PZs

Job ID: 680-231081-1

Method: EPA 6020B - Metals (ICP/MS) (Continued)

Lab Sample ID: 680-231076-E-7-B MS
Matrix: Water
Analysis Batch: 430208

Client Sample ID: Matrix Spike
Prep Type: Total Recoverable
Prep Batch: 428412

Analyte	Sample Result	Sample Qualifier	Spike Added	MS Result	MS Qualifier	Unit	D	%Rec	%Rec Limits
Antimony	<0.00097		0.250	0.269		mg/L		108	75 - 125
Arsenic	<0.00028		1.00	0.963		mg/L		96	75 - 125
Barium	0.082		1.00	1.07		mg/L		99	75 - 125
Beryllium	<0.00027		0.500	0.465		mg/L		93	75 - 125
Cadmium	<0.00022		0.500	0.499		mg/L		100	75 - 125
Calcium	34		25.0	60.1		mg/L		103	75 - 125
Chromium	<0.0015		0.500	0.499		mg/L		100	75 - 125
Cobalt	0.00069	J	0.500	0.476		mg/L		95	75 - 125
Iron	0.22		5.00	5.30		mg/L		102	75 - 125
Lead	<0.00038		0.500	0.493		mg/L		99	75 - 125
Lithium	0.0019	J	0.500	0.469		mg/L		93	75 - 125
Magnesium	16		25.0	39.8		mg/L		97	75 - 125
Manganese	0.15		0.500	0.614		mg/L		94	75 - 125
Molybdenum	<0.00061		0.500	0.506		mg/L		101	75 - 125
Potassium	2.9		25.0	27.6		mg/L		99	75 - 125
Selenium	<0.00074		1.00	0.996		mg/L		100	75 - 125
Sodium	20		25.0	44.2		mg/L		95	75 - 125
Thallium	<0.00047		1.00	1.03		mg/L		103	75 - 125

Lab Sample ID: 680-231076-E-7-C MSD
Matrix: Water
Analysis Batch: 430208

Client Sample ID: Matrix Spike Duplicate
Prep Type: Total Recoverable
Prep Batch: 428412

Analyte	Sample Result	Sample Qualifier	Spike Added	MSD Result	MSD Qualifier	Unit	D	%Rec	%Rec Limits	RPD	Limit
Antimony	<0.00097		0.250	0.266		mg/L		107	75 - 125	1	20
Arsenic	<0.00028		1.00	0.962		mg/L		96	75 - 125	0	20
Barium	0.082		1.00	1.05		mg/L		97	75 - 125	2	20
Beryllium	<0.00027		0.500	0.463		mg/L		93	75 - 125	0	20
Cadmium	<0.00022		0.500	0.494		mg/L		99	75 - 125	1	20
Calcium	34		25.0	57.7		mg/L		93	75 - 125	4	20
Chromium	<0.0015		0.500	0.498		mg/L		100	75 - 125	0	20
Cobalt	0.00069	J	0.500	0.474		mg/L		95	75 - 125	0	20
Iron	0.22		5.00	5.17		mg/L		99	75 - 125	3	20
Lead	<0.00038		0.500	0.488		mg/L		98	75 - 125	1	20
Lithium	0.0019	J	0.500	0.467		mg/L		93	75 - 125	0	20
Magnesium	16		25.0	38.8		mg/L		93	75 - 125	3	20
Manganese	0.15		0.500	0.603		mg/L		91	75 - 125	2	20
Molybdenum	<0.00061		0.500	0.508		mg/L		102	75 - 125	0	20
Potassium	2.9		25.0	27.2		mg/L		97	75 - 125	1	20
Selenium	<0.00074		1.00	0.989		mg/L		99	75 - 125	1	20
Sodium	20		25.0	42.6		mg/L		89	75 - 125	4	20
Thallium	<0.00047		1.00	1.01		mg/L		101	75 - 125	2	20

QC Sample Results

Client: Southern Company
 Project/Site: CCR - Plant Scherer - AP1 PZs

Job ID: 680-231081-1

Method: EPA 7470A - Mercury (CVAA)

Lab Sample ID: MB 180-428561/1-A
Matrix: Water
Analysis Batch: 428715

Client Sample ID: Method Blank
Prep Type: Total/NA
Prep Batch: 428561

Analyte	MB Result	MB Qualifier	RL	MDL	Unit	D	Prepared	Analyzed	Dil Fac
Mercury	<0.00013		0.00020	0.00013	mg/L		03/09/23 11:00	03/09/23 13:56	1

Lab Sample ID: LCS 180-428561/2-A
Matrix: Water
Analysis Batch: 428715

Client Sample ID: Lab Control Sample
Prep Type: Total/NA
Prep Batch: 428561

Analyte	Spike Added	LCS Result	LCS Qualifier	Unit	D	%Rec	%Rec Limits
Mercury	0.00250	0.00239		mg/L		95	80 - 120

Lab Sample ID: 680-231078-E-9-C MS
Matrix: Water
Analysis Batch: 428715

Client Sample ID: Matrix Spike
Prep Type: Total/NA
Prep Batch: 428561

Analyte	Sample Result	Sample Qualifier	Spike Added	MS Result	MS Qualifier	Unit	D	%Rec	%Rec Limits
Mercury	<0.00013		0.00100	0.000927		mg/L		93	75 - 125

Lab Sample ID: 680-231078-E-9-D MSD
Matrix: Water
Analysis Batch: 428715

Client Sample ID: Matrix Spike Duplicate
Prep Type: Total/NA
Prep Batch: 428561

Analyte	Sample Result	Sample Qualifier	Spike Added	MSD Result	MSD Qualifier	Unit	D	%Rec	%Rec Limits	RPD	Limit
Mercury	<0.00013		0.00100	0.000953		mg/L		95	75 - 125	3	20

Method: EPA 9034 - Sulfide, Acid soluble and Insoluble (Titrimetric)

Lab Sample ID: MB 180-427619/2-A
Matrix: Water
Analysis Batch: 427674

Client Sample ID: Method Blank
Prep Type: Total/NA
Prep Batch: 427619

Analyte	MB Result	MB Qualifier	RL	MDL	Unit	D	Prepared	Analyzed	Dil Fac
Sulfide	<2.1		3.0	2.1	mg/L		02/28/23 09:29	02/28/23 15:49	1

Lab Sample ID: LCS 180-427619/1-A
Matrix: Water
Analysis Batch: 427674

Client Sample ID: Lab Control Sample
Prep Type: Total/NA
Prep Batch: 427619

Analyte	Spike Added	LCS Result	LCS Qualifier	Unit	D	%Rec	%Rec Limits
Sulfide	17.0	16.0		mg/L		94	85 - 115

Lab Sample ID: 680-231076-D-1-B MS
Matrix: Water
Analysis Batch: 427674

Client Sample ID: Matrix Spike
Prep Type: Total/NA
Prep Batch: 427619

Analyte	Sample Result	Sample Qualifier	Spike Added	MS Result	MS Qualifier	Unit	D	%Rec	%Rec Limits
Sulfide	<2.1		17.0	15.8		mg/L		93	75 - 125

QC Sample Results

Client: Southern Company
 Project/Site: CCR - Plant Scherer - AP1 PZs

Job ID: 680-231081-1

Method: EPA 9034 - Sulfide, Acid soluble and Insoluble (Titrimetric) (Continued)

Lab Sample ID: 680-231076-D-1-C MSD
 Matrix: Water
 Analysis Batch: 427674

Client Sample ID: Matrix Spike Duplicate
 Prep Type: Total/NA
 Prep Batch: 427619

Analyte	Sample Result	Sample Qualifier	Spike Added	MSD Result	MSD Qualifier	Unit	D	%Rec	%Rec Limits	RPD	RPD Limit
Sulfide	<2.1		17.0	15.9		mg/L		93	75 - 125	1	20

Method: SM 2540C - Solids, Total Dissolved (TDS)

Lab Sample ID: MB 180-427956/1
 Matrix: Water
 Analysis Batch: 427956

Client Sample ID: Method Blank
 Prep Type: Total/NA

Analyte	MB Result	MB Qualifier	RL	MDL	Unit	D	Prepared	Analyzed	Dil Fac
Total Dissolved Solids	<10		10	10	mg/L			03/02/23 16:57	1

Lab Sample ID: LCS 180-427956/2
 Matrix: Water
 Analysis Batch: 427956

Client Sample ID: Lab Control Sample
 Prep Type: Total/NA

Analyte	Spike Added	LCS Result	LCS Qualifier	Unit	D	%Rec	%Rec Limits
Total Dissolved Solids	665	658		mg/L		99	85 - 115

Lab Sample ID: 180-152645-A-5 DU
 Matrix: Water
 Analysis Batch: 427956

Client Sample ID: Duplicate
 Prep Type: Total/NA

Analyte	Sample Result	Sample Qualifier	DU Result	DU Qualifier	Unit	D	RPD	RPD Limit
Total Dissolved Solids	95		94.0		mg/L		1	10

Lab Sample ID: MB 180-427967/1
 Matrix: Water
 Analysis Batch: 427967

Client Sample ID: Method Blank
 Prep Type: Total/NA

Analyte	MB Result	MB Qualifier	RL	MDL	Unit	D	Prepared	Analyzed	Dil Fac
Total Dissolved Solids	<10		10	10	mg/L			03/02/23 17:58	1

Lab Sample ID: LCS 180-427967/2
 Matrix: Water
 Analysis Batch: 427967

Client Sample ID: Lab Control Sample
 Prep Type: Total/NA

Analyte	Spike Added	LCS Result	LCS Qualifier	Unit	D	%Rec	%Rec Limits
Total Dissolved Solids	665	656		mg/L		99	85 - 115

Lab Sample ID: 680-231081-1 DU
 Matrix: Water
 Analysis Batch: 427967

Client Sample ID: SCH-PZ-43S
 Prep Type: Total/NA

Analyte	Sample Result	Sample Qualifier	DU Result	DU Qualifier	Unit	D	RPD	RPD Limit
Total Dissolved Solids	330		331		mg/L		1	10

QC Sample Results

Client: Southern Company
 Project/Site: CCR - Plant Scherer - AP1 PZs

Job ID: 680-231081-1

Method: SM2320 B - Alkalinity, Total

Lab Sample ID: MB 180-427598/53
Matrix: Water
Analysis Batch: 427598

Client Sample ID: Method Blank
Prep Type: Total/NA

Analyte	MB Result	MB Qualifier	RL	MDL	Unit	D	Prepared	Analyzed	Dil Fac
Total Alkalinity as CaCO3 to pH 4.5	<5.0		5.0	5.0	mg/L			02/27/23 17:15	1
Bicarbonate Alkalinity as CaCO3	<5.0		5.0	5.0	mg/L			02/27/23 17:15	1
Carbonate Alkalinity as CaCO3	<5.0		5.0	5.0	mg/L			02/27/23 17:15	1

Lab Sample ID: LCS 180-427598/52
Matrix: Water
Analysis Batch: 427598

Client Sample ID: Lab Control Sample
Prep Type: Total/NA

Analyte	Spike Added	LCS Result	LCS Qualifier	Unit	D	%Rec	%Rec Limits
Total Alkalinity as CaCO3 to pH 4.5	255	259		mg/L		101	90 - 110

Lab Sample ID: LLCS 180-427598/51
Matrix: Water
Analysis Batch: 427598

Client Sample ID: Lab Control Sample
Prep Type: Total/NA

Analyte	Spike Added	LLCS Result	LLCS Qualifier	Unit	D	%Rec	%Rec Limits
Total Alkalinity as CaCO3 to pH 4.5	15.3	15.7		mg/L		103	75 - 125

Lab Sample ID: 680-231076-B-8 DU
Matrix: Water
Analysis Batch: 427598

Client Sample ID: Duplicate
Prep Type: Total/NA

Analyte	Sample Result	Sample Qualifier	DU Result	DU Qualifier	Unit	D	RPD	RPD Limit
Total Alkalinity as CaCO3 to pH 4.5	68		66.8		mg/L		2	20
Bicarbonate Alkalinity as CaCO3	68		66.8		mg/L		2	20
Carbonate Alkalinity as CaCO3	<5.0		<5.0		mg/L		NC	20

QC Association Summary

Client: Southern Company
Project/Site: CCR - Plant Scherer - AP1 PZs

Job ID: 680-231081-1

HPLC/IC

Analysis Batch: 428804

Lab Sample ID	Client Sample ID	Prep Type	Matrix	Method	Prep Batch
680-231081-1	SCH-PZ-43S	Total/NA	Water	EPA 300.0 R2.1	
680-231081-2	SCH-AP1-EB-3	Total/NA	Water	EPA 300.0 R2.1	
MB 180-428804/6	Method Blank	Total/NA	Water	EPA 300.0 R2.1	
LCS 180-428804/7	Lab Control Sample	Total/NA	Water	EPA 300.0 R2.1	
680-231081-1 MS	SCH-PZ-43S	Total/NA	Water	EPA 300.0 R2.1	
680-231081-1 MSD	SCH-PZ-43S	Total/NA	Water	EPA 300.0 R2.1	

Metals

Prep Batch: 428412

Lab Sample ID	Client Sample ID	Prep Type	Matrix	Method	Prep Batch
680-231081-1	SCH-PZ-43S	Total Recoverable	Water	3005A	
680-231081-2	SCH-AP1-EB-3	Total Recoverable	Water	3005A	
MB 180-428412/1-A	Method Blank	Total Recoverable	Water	3005A	
LCS 180-428412/2-A	Lab Control Sample	Total Recoverable	Water	3005A	
680-231076-E-7-B MS	Matrix Spike	Total Recoverable	Water	3005A	
680-231076-E-7-C MSD	Matrix Spike Duplicate	Total Recoverable	Water	3005A	

Prep Batch: 428561

Lab Sample ID	Client Sample ID	Prep Type	Matrix	Method	Prep Batch
680-231081-1	SCH-PZ-43S	Total/NA	Water	7470A	
680-231081-2	SCH-AP1-EB-3	Total/NA	Water	7470A	
MB 180-428561/1-A	Method Blank	Total/NA	Water	7470A	
LCS 180-428561/2-A	Lab Control Sample	Total/NA	Water	7470A	
680-231078-E-9-C MS	Matrix Spike	Total/NA	Water	7470A	
680-231078-E-9-D MSD	Matrix Spike Duplicate	Total/NA	Water	7470A	

Analysis Batch: 428715

Lab Sample ID	Client Sample ID	Prep Type	Matrix	Method	Prep Batch
680-231081-1	SCH-PZ-43S	Total/NA	Water	EPA 7470A	428561
680-231081-2	SCH-AP1-EB-3	Total/NA	Water	EPA 7470A	428561
MB 180-428561/1-A	Method Blank	Total/NA	Water	EPA 7470A	428561
LCS 180-428561/2-A	Lab Control Sample	Total/NA	Water	EPA 7470A	428561
680-231078-E-9-C MS	Matrix Spike	Total/NA	Water	EPA 7470A	428561
680-231078-E-9-D MSD	Matrix Spike Duplicate	Total/NA	Water	EPA 7470A	428561

Analysis Batch: 430208

Lab Sample ID	Client Sample ID	Prep Type	Matrix	Method	Prep Batch
680-231081-1	SCH-PZ-43S	Total Recoverable	Water	EPA 6020B	428412
680-231081-2	SCH-AP1-EB-3	Total Recoverable	Water	EPA 6020B	428412
MB 180-428412/1-A	Method Blank	Total Recoverable	Water	EPA 6020B	428412
LCS 180-428412/2-A	Lab Control Sample	Total Recoverable	Water	EPA 6020B	428412
680-231076-E-7-B MS	Matrix Spike	Total Recoverable	Water	EPA 6020B	428412
680-231076-E-7-C MSD	Matrix Spike Duplicate	Total Recoverable	Water	EPA 6020B	428412

Analysis Batch: 431774

Lab Sample ID	Client Sample ID	Prep Type	Matrix	Method	Prep Batch
680-231081-1	SCH-PZ-43S	Total Recoverable	Water	EPA 6020B	428412
MB 180-428412/1-A	Method Blank	Total Recoverable	Water	EPA 6020B	428412
LCS 180-428412/2-A	Lab Control Sample	Total Recoverable	Water	EPA 6020B	428412

Eurofins Savannah

QC Association Summary

Client: Southern Company
Project/Site: CCR - Plant Scherer - AP1 PZs

Job ID: 680-231081-1

Metals

Analysis Batch: 432466

Lab Sample ID	Client Sample ID	Prep Type	Matrix	Method	Prep Batch
680-231081-2	SCH-AP1-EB-3	Total Recoverable	Water	EPA 6020B	428412

General Chemistry

Analysis Batch: 427598

Lab Sample ID	Client Sample ID	Prep Type	Matrix	Method	Prep Batch
680-231081-1	SCH-PZ-43S	Total/NA	Water	SM2320 B	
680-231081-2	SCH-AP1-EB-3	Total/NA	Water	SM2320 B	
MB 180-427598/53	Method Blank	Total/NA	Water	SM2320 B	
LCS 180-427598/52	Lab Control Sample	Total/NA	Water	SM2320 B	
LLCS 180-427598/51	Lab Control Sample	Total/NA	Water	SM2320 B	
680-231076-B-8 DU	Duplicate	Total/NA	Water	SM2320 B	

Prep Batch: 427619

Lab Sample ID	Client Sample ID	Prep Type	Matrix	Method	Prep Batch
680-231081-1	SCH-PZ-43S	Total/NA	Water	9030B	
680-231081-2	SCH-AP1-EB-3	Total/NA	Water	9030B	
MB 180-427619/2-A	Method Blank	Total/NA	Water	9030B	
LCS 180-427619/1-A	Lab Control Sample	Total/NA	Water	9030B	
680-231076-D-1-B MS	Matrix Spike	Total/NA	Water	9030B	
680-231076-D-1-C MSD	Matrix Spike Duplicate	Total/NA	Water	9030B	

Analysis Batch: 427674

Lab Sample ID	Client Sample ID	Prep Type	Matrix	Method	Prep Batch
680-231081-1	SCH-PZ-43S	Total/NA	Water	EPA 9034	427619
680-231081-2	SCH-AP1-EB-3	Total/NA	Water	EPA 9034	427619
MB 180-427619/2-A	Method Blank	Total/NA	Water	EPA 9034	427619
LCS 180-427619/1-A	Lab Control Sample	Total/NA	Water	EPA 9034	427619
680-231076-D-1-B MS	Matrix Spike	Total/NA	Water	EPA 9034	427619
680-231076-D-1-C MSD	Matrix Spike Duplicate	Total/NA	Water	EPA 9034	427619

Analysis Batch: 427956

Lab Sample ID	Client Sample ID	Prep Type	Matrix	Method	Prep Batch
680-231081-2	SCH-AP1-EB-3	Total/NA	Water	SM 2540C	
MB 180-427956/1	Method Blank	Total/NA	Water	SM 2540C	
LCS 180-427956/2	Lab Control Sample	Total/NA	Water	SM 2540C	
180-152645-A-5 DU	Duplicate	Total/NA	Water	SM 2540C	

Analysis Batch: 427967

Lab Sample ID	Client Sample ID	Prep Type	Matrix	Method	Prep Batch
680-231081-1	SCH-PZ-43S	Total/NA	Water	SM 2540C	
MB 180-427967/1	Method Blank	Total/NA	Water	SM 2540C	
LCS 180-427967/2	Lab Control Sample	Total/NA	Water	SM 2540C	
680-231081-1 DU	SCH-PZ-43S	Total/NA	Water	SM 2540C	

Analysis Batch: 430037

Lab Sample ID	Client Sample ID	Prep Type	Matrix	Method	Prep Batch
680-231081-1	SCH-PZ-43S	Total/NA	Water	SM 3500	

Eurofins Savannah

QC Association Summary

Client: Southern Company
Project/Site: CCR - Plant Scherer - AP1 PZs

Job ID: 680-231081-1

Field Service / Mobile Lab

Analysis Batch: 428382

Lab Sample ID	Client Sample ID	Prep Type	Matrix	Method	Prep Batch
680-231081-1	SCH-PZ-43S	Total/NA	Water	Field Sampling	

1

2

3

4

5

6

7

8

9

10

11

12

Lab Chronicle

Client: Southern Company
 Project/Site: CCR - Plant Scherer - AP1 PZs

Job ID: 680-231081-1

Client Sample ID: SCH-PZ-43S

Lab Sample ID: 680-231081-1

Date Collected: 02/24/23 11:50

Matrix: Water

Date Received: 02/25/23 09:00

Prep Type	Batch Type	Batch Method	Run	Dil Factor	Initial Amount	Final Amount	Batch Number	Prepared or Analyzed	Analyst	Lab
Total/NA	Analysis	EPA 300.0 R2.1 Instrument ID: INTEGRION		1	1 mL	1 mL	428804	03/10/23 13:35	M1D	EET PIT
Total Recoverable	Prep	3005A			25 mL	25 mL	428412	03/08/23 09:05	HCY	EET PIT
Total Recoverable	Analysis	EPA 6020B Instrument ID: A		1			430208	03/22/23 16:23	RSK	EET PIT
Total Recoverable	Prep	3005A			25 mL	25 mL	428412	03/08/23 09:05	HCY	EET PIT
Total Recoverable	Analysis	EPA 6020B Instrument ID: A		1			431774	04/07/23 12:51	RSK	EET PIT
Total/NA	Prep	7470A			25 mL	25 mL	428561	03/09/23 11:00	RSR	EET PIT
Total/NA	Analysis	EPA 7470A Instrument ID: HGZ		1			428715	03/09/23 14:06	RJR	EET PIT
Total/NA	Prep	9030B			50 mL	50 mL	427619	02/28/23 09:29	BAB	EET PIT
Total/NA	Analysis	EPA 9034 Instrument ID: NOEQUIP		1			427674	02/28/23 16:15	BAB	EET PIT
Total/NA	Analysis	SM 2540C Instrument ID: NOEQUIP		1	100 mL	100 mL	427967	03/02/23 17:58	LWM	EET PIT
Total/NA	Analysis	SM 3500 Instrument ID: NOEQUIP		1			430037	03/22/23 11:28	CRL	EET PIT
Total/NA	Analysis	SM2320 B Instrument ID: PCTITRATOR		1			427598	02/27/23 18:27	MAM	EET PIT
Total/NA	Analysis	Field Sampling Instrument ID: NOEQUIP		1			428382	02/24/23 11:50	FDS	EET PIT

Client Sample ID: SCH-AP1-EB-3

Lab Sample ID: 680-231081-2

Date Collected: 02/24/23 10:25

Matrix: Water

Date Received: 02/25/23 09:00

Prep Type	Batch Type	Batch Method	Run	Dil Factor	Initial Amount	Final Amount	Batch Number	Prepared or Analyzed	Analyst	Lab
Total/NA	Analysis	EPA 300.0 R2.1 Instrument ID: INTEGRION		1	1 mL	1 mL	428804	03/10/23 14:31	M1D	EET PIT
Total Recoverable	Prep	3005A			25 mL	25 mL	428412	03/08/23 09:05	HCY	EET PIT
Total Recoverable	Analysis	EPA 6020B Instrument ID: A		1			430208	03/22/23 16:27	RSK	EET PIT
Total Recoverable	Prep	3005A			25 mL	25 mL	428412	03/08/23 09:05	HCY	EET PIT
Total Recoverable	Analysis	EPA 6020B Instrument ID: A		1			432466	04/14/23 16:41	RSK	EET PIT
Total/NA	Prep	7470A			25 mL	25 mL	428561	03/09/23 11:00	RSR	EET PIT
Total/NA	Analysis	EPA 7470A Instrument ID: HGZ		1			428715	03/09/23 14:07	RJR	EET PIT
Total/NA	Prep	9030B			50 mL	50 mL	427619	02/28/23 09:29	BAB	EET PIT
Total/NA	Analysis	EPA 9034 Instrument ID: NOEQUIP		1			427674	02/28/23 16:16	BAB	EET PIT
Total/NA	Analysis	SM 2540C Instrument ID: NOEQUIP		1	100 mL	100 mL	427956	03/02/23 16:57	LWM	EET PIT

Eurofins Savannah

Lab Chronicle

Client: Southern Company
Project/Site: CCR - Plant Scherer - AP1 PZs

Job ID: 680-231081-1

Client Sample ID: SCH-AP1-EB-3

Lab Sample ID: 680-231081-2

Date Collected: 02/24/23 10:25

Matrix: Water

Date Received: 02/25/23 09:00

Prep Type	Batch Type	Batch Method	Run	Dil Factor	Initial Amount	Final Amount	Batch Number	Prepared or Analyzed	Analyst	Lab
Total/NA	Analysis	SM2320 B		1			427598	02/27/23 18:31	MAM	EET PIT

Laboratory References:

EET PIT = Eurofins Pittsburgh, 301 Alpha Drive, RIDC Park, Pittsburgh, PA 15238, TEL (412)963-7058

- 1
- 2
- 3
- 4
- 5
- 6
- 7
- 8
- 9
- 10
- 11
- 12

Accreditation/Certification Summary

Client: Southern Company
 Project/Site: CCR - Plant Scherer - AP1 PZs

Job ID: 680-231081-1

Laboratory: Eurofins Pittsburgh

All accreditations/certifications held by this laboratory are listed. Not all accreditations/certifications are applicable to this report.

Authority	Program	Identification Number	Expiration Date
Arkansas DEQ	State	19-033-0	06-27-23
California	State	2891	04-30-23
Connecticut	State	PH-0688	09-30-24
Florida	NELAP	E871008	06-30-23
Georgia	State	PA 02-00416	04-30-23
Illinois	NELAP	004375	06-30-23
Kansas	NELAP	E-10350	01-31-24
Kentucky (UST)	State	162013	04-30-23
Kentucky (WW)	State	KY98043	12-31-23
Louisiana	NELAP	04041	06-30-22 *
Louisiana (All)	NELAP	04041	06-30-23
Maine	State	PA00164	03-06-24
Minnesota	NELAP	042-999-482	12-31-23
New Hampshire	NELAP	2030	04-04-24
New Jersey	NELAP	PA005	06-30-23
New York	NELAP	11182	04-01-24
North Carolina (WW/SW)	State	434	12-31-23
North Dakota	State	R-227	04-30-23
Oregon	NELAP	PA-2151	02-06-24
Pennsylvania	NELAP	02-00416	04-30-24
Rhode Island	State	LAO00362	12-31-22 *
South Carolina	State	89014	04-30-23
Texas	NELAP	T104704528	03-31-24
USDA	US Federal Programs	P330-16-00211	06-21-24
Utah	NELAP	PA001462019-8	05-31-23
Virginia	NELAP	10043	09-14-23
West Virginia DEP	State	142	03-31-23 *
Wisconsin	State	998027800	08-31-23

* Accreditation/Certification renewal pending - accreditation/certification considered valid.



Method Summary

Client: Southern Company
Project/Site: CCR - Plant Scherer - AP1 PZs

Job ID: 680-231081-1

Method	Method Description	Protocol	Laboratory
EPA 300.0 R2.1	Anions, Ion Chromatography	EPA	EET PIT
EPA 6020B	Metals (ICP/MS)	SW846	EET PIT
EPA 7470A	Mercury (CVAA)	SW846	EET PIT
EPA 9034	Sulfide, Acid soluble and Insoluble (Titrimetric)	SW846	EET PIT
SM 2540C	Solids, Total Dissolved (TDS)	SM	EET PIT
SM 3500	Iron, Ferric	SM	EET PIT
SM2320 B	Alkalinity, Total	SM18	EET PIT
Field Sampling	Field Sampling	EPA	EET PIT
3005A	Preparation, Total Recoverable or Dissolved Metals	SW846	EET PIT
7470A	Preparation, Mercury	SW846	EET PIT
9030B	Sulfide, Distillation (Acid Soluble and Insoluble)	SW846	EET PIT

Protocol References:

EPA = US Environmental Protection Agency

SM = "Standard Methods For The Examination Of Water And Wastewater"

SM18 = "Standard Methods For The Examination Of Water And Wastewater", 18th Edition, 1992.

SW846 = "Test Methods For Evaluating Solid Waste, Physical/Chemical Methods", Third Edition, November 1986 And Its Updates.

Laboratory References:

EET PIT = Eurofins Pittsburgh, 301 Alpha Drive, RIDC Park, Pittsburgh, PA 15238, TEL (412)963-7058

1
2
3
4
5
6
7
8
9
10
11
12



Environment Testing
TestAmerica

Read Instructions on Inside of Box

CRISIM 10: LIA 1679 866-8561
GEORGE WY DR
EUROFINS ATLANTA SC
4235 HILKINCY PARKWAY NJ
SUITE 800
NOR-CROSS, GA 30071
UNITED STATES LE

SHIP DATE: 24 FEB 23
ACTWT: 55.00 LB FMW
CAD: B5ATTE/CAFESB16

BILL RECIPIENT

TO SAMPLE RECEIVING
EUROFINS TESTAMERICA PITTSBURGH
301 ALPHA DR.
RIDC PARK
PITTSBURGH PA 15238

4452 988 7068
TAX
POST



FedEx
EXPRESS



SATURDAY 12:00P

MPS# 6072 5516 9546
02651
Matr# 6072 5516 9524 02651

PRIORITY OVERNIGHT

XO AGCA

15238
PA - US PIT



Uncontrolled Temp
Thermometer ID

CF - GoB Initials Bo

FTWA-BE DCI 1/24/23 11:15:18

TestAmerica Pittsburgh
 301 Alpha Drive
 RIDC Park
 Pittsburgh, PA 15238-2907
 phone 412 963.7058 fax 412 963 2468

Chain of Custody Record


TestAmerica
 THE LEADER IN ENVIRONMENTAL TESTING

TestAmerica Laboratories, Inc.

Regulatory Program: DW NPDES RCRA Other:

Client Contact		Project Manager: Dawn Prell Tel/Fax: 248-536-5445		Date: 02/24/23		COC No. 1 of 1 COCs	
Southern Company 241 Ralph McGill Blvd SE B10185 Atlanta, GA 30308 JAbraham@southernco.com		Lab Contact: David Fuller		Carrier: WSP		Sampler	
Project Name: CCR - Plant Scherer AP1 P2s		Analysis Turnaround Time <input checked="" type="checkbox"/> CALENDAR DAYS <input type="checkbox"/> WORKING DAYS TAT if different from Below 3-5 days		Site: Georgia		For Lab Use Only: Walk-in Client Lab Sampling	
Project #: 68027798		Sample Date		Sample Time		Job / SDG No	
Sample Identification		Sample Type		Matrix		TO ST LOUIS	
SCH-PZ-43S		G		WG		Sample Specific Notes	
SCH-AP1-EB-3		G		WQ		pH= 6.97, Fe2= 0.0, collected at 11.50, analyzed 11.55	

Sample Date	Sample Time	Sample Type	Matrix	# of Cont.	Filtered Sample (Y/N)	Form MS/MSD (Y/N)	App III metals: B, Ca	App IV metals: Sb, As, Ba, Be, Cd, Cr, Co, Pb, Li, Hg, Mo, Se, Ti	Radium 226 + 228	Mg, Na, K, Mn	Sulfide	HCO3, CO3 Alkalinity	Cl, F, SO4, TDS	Fe total, Fe2, Fe3
2/24/2023	11:50	G	WG	8	N	N	X	X	X	X	X	X	X	X
2/24/2023	10:25	G	WQ	8	N	N	X	X	X	X	X	X	X	X



680-231081 Chain of Custody

Preservation Used: 1= Ice, 2= HCl, 3= H2SO4, 4= HNO3, 5= NaOH, 6= Other

Possible Hazard Identification: Are any samples from a listed EPA Hazardous Waste? Please List any EPA Waste Codes for the sample in the Comments Section if the lab is to dispose of the sample
 Non-Hazard Flammable Skin Irritant Poison B Unknown

Sample Disposal (A fee may be assessed if samples are retained longer than 1 month)
 Return to Client Disposal by Lab Archive for _____ Months

Special Instructions/QC Requirements & Comments: SCH-CCR-ASSMT-2023S1

Relinquished by: <i>Dawn Prell</i>	Company: WSP	Date/Time: 2/24/23	Received by: <i>[Signature]</i>	Company: <i>[Signature]</i>	Date/Time: 2/24/23	Therm ID No
Relinquished by: <i>[Signature]</i>	Company: <i>[Signature]</i>	Date/Time: 2/24/23	Received by: <i>[Signature]</i>	Company: <i>[Signature]</i>	Date/Time: 2/24/23	15:50
Relinquished by: <i>[Signature]</i>	Company: <i>[Signature]</i>	Date/Time: 2/24/23	Received by: <i>[Signature]</i>	Company: <i>[Signature]</i>	Date/Time: 2/24/23	15:50

Login Sample Receipt Checklist

Client: Southern Company

Job Number: 680-231081-1

Login Number: 231081


List Number: 3

Creator: Weimerskirk, Angie

List Source: Eurofins Pittsburgh

List Creation: 04/14/23 11:11 AM

Question	Answer	Comment
Radioactivity wasn't checked or is </= background as measured by a survey meter.	True	
The cooler's custody seal, if present, is intact.	True	
Sample custody seals, if present, are intact.	True	
The cooler or samples do not appear to have been compromised or tampered with.	True	
Samples were received on ice.	True	
Cooler Temperature is acceptable.	True	
Cooler Temperature is recorded.	True	
COC is present.	True	
COC is filled out in ink and legible.	True	
COC is filled out with all pertinent information.	True	
Is the Field Sampler's name present on COC?	True	
There are no discrepancies between the containers received and the COC.	True	
Samples are received within Holding Time (excluding tests with immediate HTs)	True	
Sample containers have legible labels.	True	
Containers are not broken or leaking.	True	
Sample collection date/times are provided.	True	
Appropriate sample containers are used.	True	
Sample bottles are completely filled.	True	
Sample Preservation Verified.	True	
There is sufficient vol. for all requested analyses, incl. any requested MS/MSDs	True	
Containers requiring zero headspace have no headspace or bubble is <6mm (1/4").	True	
Multiphasic samples are not present.	True	
Samples do not require splitting or compositing.	True	
Residual Chlorine Checked.	True	





ANALYTICAL REPORT

PREPARED FOR

Attn: Joju Abraham
Southern Company
241 Ralph McGill Blvd SE
B10185
Atlanta, Georgia 30308

Generated 4/12/2023 9:02:25 AM

JOB DESCRIPTION

CCR - Plant Scherer - Additional PZ

JOB NUMBER

680-231212-2

Eurofins Savannah

Job Notes

The test results in this report meet NELAP requirements for parameters for which accreditation is required or available. Any exceptions to the NELAP requirements are noted. Results pertain only to samples listed in this report. This report may not be reproduced, except in full, without the written approval of the laboratory. Questions should be directed to the person who signed this report.

The test results in this report relate only to the samples as received by the laboratory and will meet all requirements of the methodology, with any exceptions noted. This report shall not be reproduced except in full, without the express written approval of the laboratory. All questions should be directed to the Eurofins Environment Testing Southeast, LLC Project Manager.

Authorization



Generated
4/12/2023 9:02:25 AM

Authorized for release by
David Fuller, Project Manager
David.Fuller@et.eurofinsus.com
(770)344-8986

Definitions/Glossary

Client: Southern Company
Project/Site: CCR - Plant Scherer - Additional PZ

Job ID: 680-231212-2

Qualifiers

Rad

Qualifier	Qualifier Description
U	Result is less than the sample detection limit.

Glossary

Abbreviation	These commonly used abbreviations may or may not be present in this report.
α	Listed under the "D" column to designate that the result is reported on a dry weight basis
%R	Percent Recovery
CFL	Contains Free Liquid
CFU	Colony Forming Unit
CNF	Contains No Free Liquid
DER	Duplicate Error Ratio (normalized absolute difference)
Dil Fac	Dilution Factor
DL	Detection Limit (DoD/DOE)
DL, RA, RE, IN	Indicates a Dilution, Re-analysis, Re-extraction, or additional Initial metals/anion analysis of the sample
DLC	Decision Level Concentration (Radiochemistry)
EDL	Estimated Detection Limit (Dioxin)
LOD	Limit of Detection (DoD/DOE)
LOQ	Limit of Quantitation (DoD/DOE)
MCL	EPA recommended "Maximum Contaminant Level"
MDA	Minimum Detectable Activity (Radiochemistry)
MDC	Minimum Detectable Concentration (Radiochemistry)
MDL	Method Detection Limit
ML	Minimum Level (Dioxin)
MPN	Most Probable Number
MQL	Method Quantitation Limit
NC	Not Calculated
ND	Not Detected at the reporting limit (or MDL or EDL if shown)
NEG	Negative / Absent
POS	Positive / Present
PQL	Practical Quantitation Limit
PRES	Presumptive
QC	Quality Control
RER	Relative Error Ratio (Radiochemistry)
RL	Reporting Limit or Requested Limit (Radiochemistry)
RPD	Relative Percent Difference, a measure of the relative difference between two points
TEF	Toxicity Equivalent Factor (Dioxin)
TEQ	Toxicity Equivalent Quotient (Dioxin)
TNTC	Too Numerous To Count

Sample Summary

Client: Southern Company
Project/Site: CCR - Plant Scherer - Additional PZ

Job ID: 680-231212-2

Lab Sample ID	Client Sample ID	Matrix	Collected	Received
680-231212-1	SCH-PZ-25S	Water	02/27/23 15:55	03/01/23 09:24

1

2

3

4

5

6

7

8

9

10

11

12

13

Case Narrative

Client: Southern Company
Project/Site: CCR - Plant Scherer - Additional PZ

Job ID: 680-231212-2

Job ID: 680-231212-2

Laboratory: Eurofins Savannah

Narrative

Job Narrative 680-231212-2

Receipt

The samples were received on 3/1/2023 9:24 AM. Unless otherwise noted below, the samples arrived in good condition, and, where required, properly preserved and on ice. The temperatures of the 2 coolers at receipt time were 2.2°C and 3.2°C

Receipt Exceptions

The Field Sampler was not listed on the Chain of Custody.

Gas Flow Proportional Counter

Method 9315_Ra226: Radium-226 Prep Batch 160-604353 Insufficient sample volume was available to perform a sample duplicate for the following samples: SCH-PZ-25S (680-231212-1). A laboratory control sample/ laboratory control sample duplicate (LCS/LCSD) were prepared instead to demonstrate batch precision.

Method 9315_Ra226: Radium-226 prep batch 160-604353: Any minimum detectable concentration (MDC), critical value (DLC), or Safe Drinking Water Act detection limit (SDWA DL) is sample-specific unless otherwise stated elsewhere in this narrative. Radiochemistry sample results are reported with the count date/time applied as the Activity Reference Date. SCH-PZ-25S (680-231212-1), (LCS 160-604353/2-A), (LCSD 160-604353/3-A) and (MB 160-604353/1-A)

Method 9320_Ra228: Radium-228 Prep Batch 160-604358 Insufficient sample volume was available to perform a sample duplicate for the following samples: SCH-PZ-25S (680-231212-1). A laboratory control sample/ laboratory control sample duplicate (LCS/LCSD) were prepared instead to demonstrate batch precision.

Method 9320_Ra228: Radium-228 batch 604358 Any minimum detectable concentration (MDC), critical value (DLC), or Safe Drinking Water Act detection limit (SDWA DL) is sample-specific unless otherwise stated elsewhere in this narrative. Radiochemistry sample results are reported with the count date/time applied as the Activity Reference Date. SCH-PZ-25S (680-231212-1), (LCS 160-604358/2-A), (LCSD 160-604358/3-A) and (MB 160-604358/1-A)

No additional analytical or quality issues were noted, other than those described above or in the Definitions/ Glossary page.

Rad

No additional analytical or quality issues were noted, other than those described above or in the Definitions/ Glossary page.



Client Sample Results

Client: Southern Company
 Project/Site: CCR - Plant Scherer - Additional PZ

Job ID: 680-231212-2

Client Sample ID: SCH-PZ-25S

Lab Sample ID: 680-231212-1

Date Collected: 02/27/23 15:55

Matrix: Water

Date Received: 03/01/23 09:24

Method: SW846 9315 - Radium-226 (GFPC)

Analyte	Result	Qualifier	Count Uncert. (2σ+/-)	Total Uncert. (2σ+/-)	RL	MDC	Unit	Prepared	Analyzed	Dil Fac
Radium-226	0.121	U	0.0901	0.0908	1.00	0.128	pCi/L	03/20/23 11:13	04/11/23 06:44	1
Carrier	%Yield	Qualifier	Limits					Prepared	Analyzed	Dil Fac
Ba Carrier	85.6		30 - 110					03/20/23 11:13	04/11/23 06:44	1

Method: SW846 9320 - Radium-228 (GFPC)

Analyte	Result	Qualifier	Count Uncert. (2σ+/-)	Total Uncert. (2σ+/-)	RL	MDC	Unit	Prepared	Analyzed	Dil Fac
Radium-228	0.322	U	0.331	0.333	1.00	0.534	pCi/L	03/20/23 11:35	04/05/23 11:37	1
Carrier	%Yield	Qualifier	Limits					Prepared	Analyzed	Dil Fac
Ba Carrier	85.6		30 - 110					03/20/23 11:35	04/05/23 11:37	1
Y Carrier	80.4		30 - 110					03/20/23 11:35	04/05/23 11:37	1

Method: TAL-STL Ra226_Ra228 - Combined Radium-226 and Radium-228

Analyte	Result	Qualifier	Count Uncert. (2σ+/-)	Total Uncert. (2σ+/-)	RL	MDC	Unit	Prepared	Analyzed	Dil Fac
Combined Radium 226 + 228	0.442	U	0.343	0.345	5.00	0.534	pCi/L		04/11/23 23:27	1

Tracer/Carrier Summary

Client: Southern Company
Project/Site: CCR - Plant Scherer - Additional PZ

Job ID: 680-231212-2

Method: 9315 - Radium-226 (GFPC)

Matrix: Water

Prep Type: Total/NA

Percent Yield (Acceptance Limits)

Lab Sample ID	Client Sample ID	Ba (30-110)							
680-231212-1	SCH-PZ-25S	85.6							
LCS 160-604353/2-A	Lab Control Sample	90.5							
LCSD 160-604353/3-A	Lab Control Sample Dup	93.6							
MB 160-604353/1-A	Method Blank	90.5							

Tracer/Carrier Legend

Ba = Ba Carrier

Method: 9320 - Radium-228 (GFPC)

Matrix: Water

Prep Type: Total/NA

Percent Yield (Acceptance Limits)

Lab Sample ID	Client Sample ID	Ba (30-110)	Y (30-110)						
680-231212-1	SCH-PZ-25S	85.6	80.4						
LCS 160-604358/2-A	Lab Control Sample	90.5	90.8						
LCSD 160-604358/3-A	Lab Control Sample Dup	93.6	85.2						
MB 160-604358/1-A	Method Blank	90.5	86.4						

Tracer/Carrier Legend

Ba = Ba Carrier

Y = Y Carrier

QC Sample Results

Client: Southern Company
 Project/Site: CCR - Plant Scherer - Additional PZ

Job ID: 680-231212-2

Method: 9315 - Radium-226 (GFPC)

Lab Sample ID: MB 160-604353/1-A
Matrix: Water
Analysis Batch: 606895

Client Sample ID: Method Blank
Prep Type: Total/NA
Prep Batch: 604353

Analyte	MB		Count	Total	RL	MDC	Unit	Prepared	Analyzed	Dil Fac
	Result	Qualifier	Uncert. (2σ+/-)	Uncert. (2σ+/-)						
Radium-226	-0.03495	U	0.0804	0.0804	1.00	0.172	pCi/L	03/20/23 11:13	04/11/23 06:30	1
Carrier	MB %Yield	MB Qualifier	Limits		Prepared	Analyzed	Dil Fac			
Ba Carrier	90.5		30 - 110		03/20/23 11:13	04/11/23 06:30	1			

Lab Sample ID: LCS 160-604353/2-A
Matrix: Water
Analysis Batch: 606896

Client Sample ID: Lab Control Sample
Prep Type: Total/NA
Prep Batch: 604353

Analyte	Spike Added	LCS Result	LCS Qual	Total	RL	MDC	Unit	%Rec	%Rec Limits
				Uncert. (2σ+/-)					
Radium-226	11.3	11.56		1.21	1.00	0.118	pCi/L	102	75 - 125
Carrier	LCS %Yield	LCS Qualifier	Limits						
Ba Carrier	90.5		30 - 110						

Lab Sample ID: LCSD 160-604353/3-A
Matrix: Water
Analysis Batch: 606896

Client Sample ID: Lab Control Sample Dup
Prep Type: Total/NA
Prep Batch: 604353

Analyte	Spike Added	LCSD Result	LCSD Qual	Total	RL	MDC	Unit	%Rec	%Rec Limits	RER	RER
				Uncert. (2σ+/-)							Limit
Radium-226	11.3	11.64		1.22	1.00	0.130	pCi/L	103	75 - 125	0.03	1
Carrier	LCSD %Yield	LCSD Qualifier	Limits								
Ba Carrier	93.6		30 - 110								

Method: 9320 - Radium-228 (GFPC)

Lab Sample ID: MB 160-604358/1-A
Matrix: Water
Analysis Batch: 606261

Client Sample ID: Method Blank
Prep Type: Total/NA
Prep Batch: 604358

Analyte	MB		Count	Total	RL	MDC	Unit	Prepared	Analyzed	Dil Fac
	Result	Qualifier	Uncert. (2σ+/-)	Uncert. (2σ+/-)						
Radium-228	0.09792	U	0.271	0.272	1.00	0.484	pCi/L	03/20/23 11:35	04/05/23 11:42	1
Carrier	MB %Yield	MB Qualifier	Limits		Prepared	Analyzed	Dil Fac			
Ba Carrier	90.5		30 - 110		03/20/23 11:35	04/05/23 11:42	1			
Y Carrier	86.4		30 - 110		03/20/23 11:35	04/05/23 11:42	1			

QC Sample Results

Client: Southern Company
 Project/Site: CCR - Plant Scherer - Additional PZ

Job ID: 680-231212-2

Method: 9320 - Radium-228 (GFPC) (Continued)

Lab Sample ID: LCS 160-604358/2-A
Matrix: Water
Analysis Batch: 606261

Client Sample ID: Lab Control Sample
Prep Type: Total/NA
Prep Batch: 604358

Analyte	Spike Added	LCS Result	LCS Qual	Total Uncert. (2σ+/-)	RL	MDC	Unit	%Rec	%Rec Limits

Carrier	LCS		Limits
	%Yield	Qualifier	
Ba Carrier	90.5		30 - 110
Y Carrier	90.8		30 - 110

Lab Sample ID: LCSD 160-604358/3-A
Matrix: Water
Analysis Batch: 606261

Client Sample ID: Lab Control Sample Dup
Prep Type: Total/NA
Prep Batch: 604358

Analyte	Spike Added	LCSD Result	LCSD Qual	Total Uncert. (2σ+/-)	RL	MDC	Unit	%Rec	%Rec Limits	RER	RER Limit

Carrier	LCSD		Limits
	%Yield	Qualifier	
Ba Carrier	93.6		30 - 110
Y Carrier	85.2		30 - 110

QC Association Summary

Client: Southern Company
Project/Site: CCR - Plant Scherer - Additional PZ

Job ID: 680-231212-2

Rad

Prep Batch: 604353

Lab Sample ID	Client Sample ID	Prep Type	Matrix	Method	Prep Batch
680-231212-1	SCH-PZ-25S	Total/NA	Water	PrecSep-21	
MB 160-604353/1-A	Method Blank	Total/NA	Water	PrecSep-21	
LCS 160-604353/2-A	Lab Control Sample	Total/NA	Water	PrecSep-21	
LCSD 160-604353/3-A	Lab Control Sample Dup	Total/NA	Water	PrecSep-21	

Prep Batch: 604358

Lab Sample ID	Client Sample ID	Prep Type	Matrix	Method	Prep Batch
680-231212-1	SCH-PZ-25S	Total/NA	Water	PrecSep_0	
MB 160-604358/1-A	Method Blank	Total/NA	Water	PrecSep_0	
LCS 160-604358/2-A	Lab Control Sample	Total/NA	Water	PrecSep_0	
LCSD 160-604358/3-A	Lab Control Sample Dup	Total/NA	Water	PrecSep_0	



Lab Chronicle

Client: Southern Company
 Project/Site: CCR - Plant Scherer - Additional PZ

Job ID: 680-231212-2

Client Sample ID: SCH-PZ-25S

Lab Sample ID: 680-231212-1

Date Collected: 02/27/23 15:55

Matrix: Water

Date Received: 03/01/23 09:24

Prep Type	Batch Type	Batch Method	Run	Dil Factor	Initial Amount	Final Amount	Batch Number	Prepared or Analyzed	Analyst	Lab
Total/NA	Prep	PrecSep-21			1004.94 mL	1.0 g	604353	03/20/23 11:13	DJP	EET SL
Total/NA	Analysis	9315		1			606893	04/11/23 06:44	SCB	EET SL
Instrument ID: GFPCRED										
Total/NA	Prep	PrecSep_0			1004.94 mL	1.0 g	604358	03/20/23 11:35	DJP	EET SL
Total/NA	Analysis	9320		1			606157	04/05/23 11:37	FLC	EET SL
Instrument ID: GFPCPURPLE										
Total/NA	Analysis	Ra226_Ra228		1			607004	04/11/23 23:27	EMH	EET SL
Instrument ID: NOEQUIP										

Laboratory References:

EET SL = Eurofins St. Louis, 13715 Rider Trail North, Earth City, MO 63045, TEL (314)298-8566



Accreditation/Certification Summary

Client: Southern Company
 Project/Site: CCR - Plant Scherer - Additional PZ

Job ID: 680-231212-2

Laboratory: Eurofins St. Louis

All accreditations/certifications held by this laboratory are listed. Not all accreditations/certifications are applicable to this report.

Authority	Program	Identification Number	Expiration Date
Alaska (UST)	State	20-001	05-06-25
ANAB	Dept. of Defense ELAP	L2305	04-06-25
ANAB	Dept. of Energy	L2305.01	04-06-25
ANAB	ISO/IEC 17025	L2305	04-06-25
Arizona	State	AZ0813	12-08-23
California	Los Angeles County Sanitation Districts	10259	06-30-22 *
California	State	2886	06-30-23
Florida	NELAP	E87689	06-30-23
HI - RadChem Recognition	State	n/a	06-30-23
Illinois	NELAP	200023	11-30-23
Iowa	State	373	12-01-24
Kansas	NELAP	E-10236	10-31-23
Kentucky (DW)	State	KY90125	12-31-23
Kentucky (WW)	State	KY90125 (Permit KY0004049)	12-31-23
Louisiana (All)	NELAP	04080	06-30-23
Louisiana (DW)	State	LA011	12-31-23
Maryland	State	310	09-30-23
MI - RadChem Recognition	State	9005	06-30-23
Missouri	State	780	06-30-25
Nevada	State	MO000542020-1	07-31-23
New Jersey	NELAP	MO002	06-30-23
New York	NELAP	11616	03-31-24
North Carolina (DW)	State	29700	07-31-23
North Dakota	State	R-207	06-30-23
Oklahoma	NELAP	9997	08-31-23
Oregon	NELAP	4157	09-01-23
Pennsylvania	NELAP	68-00540	02-28-24
South Carolina	State	85002001	06-30-23
Texas	NELAP	T104704193	07-31-23
US Fish & Wildlife	US Federal Programs	058448	07-31-23
USDA	US Federal Programs	P330-17-00028	06-11-23
Utah	NELAP	MO000542021-14	07-31-23
Virginia	NELAP	10310	06-14-23
Washington	State	C592	08-30-23
West Virginia DEP	State	381	10-31-23

* Accreditation/Certification renewal pending - accreditation/certification considered valid.

Method Summary

Client: Southern Company
Project/Site: CCR - Plant Scherer - Additional PZ

Job ID: 680-231212-2

Method	Method Description	Protocol	Laboratory
9315	Radium-226 (GFPC)	SW846	EET SL
9320	Radium-228 (GFPC)	SW846	EET SL
Ra226_Ra228	Combined Radium-226 and Radium-228	TAL-STL	EET SL
PrecSep_0	Preparation, Precipitate Separation	None	EET SL
PrecSep-21	Preparation, Precipitate Separation (21-Day In-Growth)	None	EET SL

Protocol References:

None = None

SW846 = "Test Methods For Evaluating Solid Waste, Physical/Chemical Methods", Third Edition, November 1986 And Its Updates.

TAL-STL = TestAmerica Laboratories, St. Louis, Facility Standard Operating Procedure.

Laboratory References:

EET SL = Eurofins St. Louis, 13715 Rider Trail North, Earth City, MO 63045, TEL (314)298-8566



Login Sample Receipt Checklist

Client: Southern Company

Job Number: 680-231212-2

Login Number: 231212

List Number: 3

Creator: Worthington, Sierra M

List Source: Eurofins St. Louis

List Creation: 03/03/23 08:49 AM

Question	Answer	Comment
Radioactivity wasn't checked or is <=/ background as measured by a survey meter.	True	
The cooler's custody seal, if present, is intact.	True	
Sample custody seals, if present, are intact.	True	
The cooler or samples do not appear to have been compromised or tampered with.	True	
Samples were received on ice.	True	
Cooler Temperature is acceptable.	True	
Cooler Temperature is recorded.	True	
COC is present.	True	
COC is filled out in ink and legible.	True	
COC is filled out with all pertinent information.	True	
Is the Field Sampler's name present on COC?	True	
There are no discrepancies between the containers received and the COC.	True	
Samples are received within Holding Time (excluding tests with immediate HTs)	True	
Sample containers have legible labels.	True	
Containers are not broken or leaking.	True	
Sample collection date/times are provided.	True	
Appropriate sample containers are used.	True	
Sample bottles are completely filled.	True	
Sample Preservation Verified.	True	
There is sufficient vol. for all requested analyses, incl. any requested MS/MSDs	True	
Containers requiring zero headspace have no headspace or bubble is <6mm (1/4").	True	
Multiphasic samples are not present.	True	
Samples do not require splitting or compositing.	True	
Residual Chlorine Checked.	N/A	





ANALYTICAL REPORT

PREPARED FOR

Attn: Joju Abraham
Southern Company
241 Ralph McGill Blvd SE
B10185
Atlanta, Georgia 30308

Generated 4/4/2023 8:58:51 AM

JOB DESCRIPTION

CCR - Plant Scherer AP1 PZs

JOB NUMBER

680-231323-2

Eurofins Savannah

Job Notes

The test results in this report meet NELAP requirements for parameters for which accreditation is required or available. Any exceptions to the NELAP requirements are noted. Results pertain only to samples listed in this report. This report may not be reproduced, except in full, without the written approval of the laboratory. Questions should be directed to the person who signed this report.

The test results in this report relate only to the samples as received by the laboratory and will meet all requirements of the methodology, with any exceptions noted. This report shall not be reproduced except in full, without the express written approval of the laboratory. All questions should be directed to the Eurofins Environment Testing Southeast, LLC Project Manager.

Authorization



Generated
4/4/2023 8:58:51 AM

Authorized for release by
David Fuller, Project Manager
David.Fuller@et.eurofinsus.com
(770)344-8986

Definitions/Glossary

Client: Southern Company
Project/Site: CCR - Plant Scherer AP1 PZs

Job ID: 680-231323-2

Qualifiers

Rad

Qualifier	Qualifier Description
U	Result is less than the sample detection limit.

Glossary

Abbreviation	These commonly used abbreviations may or may not be present in this report.
α	Listed under the "D" column to designate that the result is reported on a dry weight basis
%R	Percent Recovery
CFL	Contains Free Liquid
CFU	Colony Forming Unit
CNF	Contains No Free Liquid
DER	Duplicate Error Ratio (normalized absolute difference)
Dil Fac	Dilution Factor
DL	Detection Limit (DoD/DOE)
DL, RA, RE, IN	Indicates a Dilution, Re-analysis, Re-extraction, or additional Initial metals/anion analysis of the sample
DLC	Decision Level Concentration (Radiochemistry)
EDL	Estimated Detection Limit (Dioxin)
LOD	Limit of Detection (DoD/DOE)
LOQ	Limit of Quantitation (DoD/DOE)
MCL	EPA recommended "Maximum Contaminant Level"
MDA	Minimum Detectable Activity (Radiochemistry)
MDC	Minimum Detectable Concentration (Radiochemistry)
MDL	Method Detection Limit
ML	Minimum Level (Dioxin)
MPN	Most Probable Number
MQL	Method Quantitation Limit
NC	Not Calculated
ND	Not Detected at the reporting limit (or MDL or EDL if shown)
NEG	Negative / Absent
POS	Positive / Present
PQL	Practical Quantitation Limit
PRES	Presumptive
QC	Quality Control
RER	Relative Error Ratio (Radiochemistry)
RL	Reporting Limit or Requested Limit (Radiochemistry)
RPD	Relative Percent Difference, a measure of the relative difference between two points
TEF	Toxicity Equivalent Factor (Dioxin)
TEQ	Toxicity Equivalent Quotient (Dioxin)
TNTC	Too Numerous To Count

Sample Summary

Client: Southern Company
Project/Site: CCR - Plant Scherer AP1 PZs

Job ID: 680-231323-2

Lab Sample ID	Client Sample ID	Matrix	Collected	Received
680-231323-1	SCH-PZ-441	Water	02/28/23 10:30	03/02/23 10:00

1

2

3

4

5

6

7

8

9

10

11

12

13

Case Narrative

Client: Southern Company
Project/Site: CCR - Plant Scherer AP1 PZs

Job ID: 680-231323-2

Job ID: 680-231323-2

Laboratory: Eurofins Savannah

Narrative

Job Narrative 680-231323-2

Receipt

The sample was received on 3/2/2023 10:00 AM. Unless otherwise noted below, the sample arrived in good condition, and, where required, properly preserved and on ice.

Gas Flow Proportional Counter

Method 9315_Ra226: Radium-226 Prep Batch 160-602684 Insufficient sample volume was available to perform a sample duplicate for the following samples: SCH-PZ-44I (680-231323-1). A laboratory control sample/ laboratory control sample duplicate (LCS/LCSD) were prepared instead to demonstrate batch precision.

Method 9315_Ra226: Radium-226 batch 602684 Any minimum detectable concentration (MDC), critical value (DLC), or Safe Drinking Water Act detection limit (SDWA DL) is sample-specific unless otherwise stated elsewhere in this narrative. Radiochemistry sample results are reported with the count date/time applied as the Activity Reference Date. SCH-PZ-44I (680-231323-1), (LCS 160-602684/2-A), (LCSD 160-602684/3-A) and (MB 160-602684/1-A)

Method 9320_Ra228: Radium-228 Prep Batch 160-602686 Insufficient sample volume was available to perform a sample duplicate for the following samples: SCH-PZ-44I (680-231323-1). A laboratory control sample/ laboratory control sample duplicate (LCS/LCSD) were prepared instead to demonstrate batch precision.

Method 9320_Ra228: Radium-228 batch 602686 Any minimum detectable concentration (MDC), critical value (DLC), or Safe Drinking Water Act detection limit (SDWA DL) is sample-specific unless otherwise stated elsewhere in this narrative. Radiochemistry sample results are reported with the count date/time applied as the Activity Reference Date. SCH-PZ-44I (680-231323-1), (LCS 160-602686/2-A), (LCSD 160-602686/3-A) and (MB 160-602686/1-A)

No additional analytical or quality issues were noted, other than those described above or in the Definitions/ Glossary page.

Rad

No additional analytical or quality issues were noted, other than those described above or in the Definitions/ Glossary page.

Client Sample Results

Client: Southern Company
 Project/Site: CCR - Plant Scherer AP1 PZs

Job ID: 680-231323-2

Client Sample ID: SCH-PZ-44I

Lab Sample ID: 680-231323-1

Date Collected: 02/28/23 10:30

Matrix: Water

Date Received: 03/02/23 10:00

Method: SW846 9315 - Radium-226 (GFPC)

Analyte	Result	Qualifier	Count Uncert. (2σ+/-)	Total Uncert. (2σ+/-)	RL	MDC	Unit	Prepared	Analyzed	Dil Fac
Radium-226	0.0320	U	0.0521	0.0522	1.00	0.0915	pCi/L	03/07/23 10:34	03/29/23 07:37	1
Carrier	%Yield	Qualifier	Limits					Prepared	Analyzed	Dil Fac
Ba Carrier	92.4		30 - 110					03/07/23 10:34	03/29/23 07:37	1

Method: SW846 9320 - Radium-228 (GFPC)

Analyte	Result	Qualifier	Count Uncert. (2σ+/-)	Total Uncert. (2σ+/-)	RL	MDC	Unit	Prepared	Analyzed	Dil Fac
Radium-228	-0.0928	U	0.199	0.199	1.00	0.424	pCi/L	03/07/23 10:59	03/22/23 12:18	1
Carrier	%Yield	Qualifier	Limits					Prepared	Analyzed	Dil Fac
Ba Carrier	92.4		30 - 110					03/07/23 10:59	03/22/23 12:18	1
Y Carrier	81.1		30 - 110					03/07/23 10:59	03/22/23 12:18	1

Method: TAL-STL Ra226_Ra228 - Combined Radium-226 and Radium-228

Analyte	Result	Qualifier	Count Uncert. (2σ+/-)	Total Uncert. (2σ+/-)	RL	MDC	Unit	Prepared	Analyzed	Dil Fac
Combined Radium 226 + 228	-0.0607	U	0.206	0.206	5.00	0.424	pCi/L		03/30/23 00:14	1

Tracer/Carrier Summary

Client: Southern Company
Project/Site: CCR - Plant Scherer AP1 PZs

Job ID: 680-231323-2

Method: 9315 - Radium-226 (GFPC)

Matrix: Water

Prep Type: Total/NA

Percent Yield (Acceptance Limits)

Lab Sample ID	Client Sample ID	Ba (30-110)							
680-231323-1	SCH-PZ-44I	92.4							
LCS 160-602684/2-A	Lab Control Sample	93.5							
LCSD 160-602684/3-A	Lab Control Sample Dup	89.8							
MB 160-602684/1-A	Method Blank	94.4							

Tracer/Carrier Legend

Ba = Ba Carrier

Method: 9320 - Radium-228 (GFPC)

Matrix: Water

Prep Type: Total/NA

Percent Yield (Acceptance Limits)

Lab Sample ID	Client Sample ID	Ba (30-110)	Y (30-110)						
680-231323-1	SCH-PZ-44I	92.4	81.1						
LCS 160-602686/2-A	Lab Control Sample	93.5	84.1						
LCSD 160-602686/3-A	Lab Control Sample Dup	89.8	81.1						
MB 160-602686/1-A	Method Blank	94.4	81.9						

Tracer/Carrier Legend

Ba = Ba Carrier

Y = Y Carrier

QC Sample Results

Client: Southern Company
 Project/Site: CCR - Plant Scherer AP1 PZs

Job ID: 680-231323-2

Method: 9315 - Radium-226 (GFPC)

Lab Sample ID: MB 160-602684/1-A
Matrix: Water
Analysis Batch: 605408

Client Sample ID: Method Blank
Prep Type: Total/NA
Prep Batch: 602684

Analyte	MB		Count	Total	RL	MDC	Unit	Prepared	Analyzed	Dil Fac
	Result	Qualifier	Uncert. (2σ+/-)	Uncert. (2σ+/-)						
Radium-226	0.05756	U	0.0609	0.0611	1.00	0.0956	pCi/L	03/07/23 10:34	03/29/23 07:33	1
Carrier	MB %Yield	MB Qualifier	Limits				Prepared		Analyzed	Dil Fac
Ba Carrier	94.4		30 - 110				03/07/23 10:34		03/29/23 07:33	1

Lab Sample ID: LCS 160-602684/2-A
Matrix: Water
Analysis Batch: 605408

Client Sample ID: Lab Control Sample
Prep Type: Total/NA
Prep Batch: 602684

Analyte	Spike Added	LCS Result	LCS Qual	Total	RL	MDC	Unit	%Rec	%Rec Limits
				Uncert. (2σ+/-)					
Radium-226	11.3	10.85		1.14	1.00	0.152	pCi/L	96	75 - 125
Carrier	LCS %Yield	LCS Qualifier	Limits						
Ba Carrier	93.5		30 - 110						

Lab Sample ID: LCSD 160-602684/3-A
Matrix: Water
Analysis Batch: 605408

Client Sample ID: Lab Control Sample Dup
Prep Type: Total/NA
Prep Batch: 602684

Analyte	Spike Added	LCSD Result	LCSD Qual	Total	RL	MDC	Unit	%Rec	%Rec Limits	RER	RER
				Uncert. (2σ+/-)							Limit
Radium-226	11.3	11.05		1.16	1.00	0.131	pCi/L	98	75 - 125	0.09	1
Carrier	LCSD %Yield	LCSD Qualifier	Limits								
Ba Carrier	89.8		30 - 110								

Method: 9320 - Radium-228 (GFPC)

Lab Sample ID: MB 160-602686/1-A
Matrix: Water
Analysis Batch: 604718

Client Sample ID: Method Blank
Prep Type: Total/NA
Prep Batch: 602686

Analyte	MB		Count	Total	RL	MDC	Unit	Prepared	Analyzed	Dil Fac
	Result	Qualifier	Uncert. (2σ+/-)	Uncert. (2σ+/-)						
Radium-228	-0.1563	U	0.275	0.276	1.00	0.553	pCi/L	03/07/23 10:59	03/22/23 12:16	1
Carrier	MB %Yield	MB Qualifier	Limits				Prepared		Analyzed	Dil Fac
Ba Carrier	94.4		30 - 110				03/07/23 10:59		03/22/23 12:16	1
Y Carrier	81.9		30 - 110				03/07/23 10:59		03/22/23 12:16	1

QC Sample Results

Client: Southern Company
 Project/Site: CCR - Plant Scherer AP1 PZs

Job ID: 680-231323-2

Method: 9320 - Radium-228 (GFPC) (Continued)

Lab Sample ID: LCS 160-602686/2-A
Matrix: Water
Analysis Batch: 604718

Client Sample ID: Lab Control Sample
Prep Type: Total/NA
Prep Batch: 602686

Analyte	Spike Added	LCS Result	LCS Qual	Total Uncert. (2σ+/-)	RL	MDC	Unit	%Rec	%Rec Limits	
										Radium-228
LCS LCS										
Carrier	%Yield	Qualifier	Limits							
Ba Carrier	93.5		30 - 110							
Y Carrier	84.1		30 - 110							

Lab Sample ID: LCSD 160-602686/3-A
Matrix: Water
Analysis Batch: 604718

Client Sample ID: Lab Control Sample Dup
Prep Type: Total/NA
Prep Batch: 602686

Analyte	Spike Added	LCSD Result	LCSD Qual	Total Uncert. (2σ+/-)	RL	MDC	Unit	%Rec	%Rec Limits	RER	RER Limit
LCSD LCSD											
Carrier	%Yield	Qualifier	Limits								
Ba Carrier	89.8		30 - 110								
Y Carrier	81.1		30 - 110								

QC Association Summary

Client: Southern Company
Project/Site: CCR - Plant Scherer AP1 PZs

Job ID: 680-231323-2

Rad

Prep Batch: 602684

Lab Sample ID	Client Sample ID	Prep Type	Matrix	Method	Prep Batch
680-231323-1	SCH-PZ-44I	Total/NA	Water	PrecSep-21	
MB 160-602684/1-A	Method Blank	Total/NA	Water	PrecSep-21	
LCS 160-602684/2-A	Lab Control Sample	Total/NA	Water	PrecSep-21	
LCSD 160-602684/3-A	Lab Control Sample Dup	Total/NA	Water	PrecSep-21	

Prep Batch: 602686

Lab Sample ID	Client Sample ID	Prep Type	Matrix	Method	Prep Batch
680-231323-1	SCH-PZ-44I	Total/NA	Water	PrecSep_0	
MB 160-602686/1-A	Method Blank	Total/NA	Water	PrecSep_0	
LCS 160-602686/2-A	Lab Control Sample	Total/NA	Water	PrecSep_0	
LCSD 160-602686/3-A	Lab Control Sample Dup	Total/NA	Water	PrecSep_0	



Lab Chronicle

Client: Southern Company
Project/Site: CCR - Plant Scherer AP1 PZs

Job ID: 680-231323-2

Client Sample ID: SCH-PZ-44I

Lab Sample ID: 680-231323-1

Date Collected: 02/28/23 10:30

Matrix: Water

Date Received: 03/02/23 10:00

Prep Type	Batch Type	Batch Method	Run	Dil Factor	Initial Amount	Final Amount	Batch Number	Prepared or Analyzed	Analyst	Lab
Total/NA	Prep	PrecSep-21			1003.53 mL	1.0 g	602684	03/07/23 10:34	DJP	EET SL
Total/NA	Analysis	9315		1			605408	03/29/23 07:37	FLC	EET SL
Instrument ID: GFPCRED										
Total/NA	Prep	PrecSep_0			1003.53 mL	1.0 g	602686	03/07/23 10:59	DJP	EET SL
Total/NA	Analysis	9320		1			604718	03/22/23 12:18	FLC	EET SL
Instrument ID: GFPCPURPLE										
Total/NA	Analysis	Ra226_Ra228		1			605593	03/30/23 00:14	EMH	EET SL
Instrument ID: NOEQUIP										

Laboratory References:

EET SL = Eurofins St. Louis, 13715 Rider Trail North, Earth City, MO 63045, TEL (314)298-8566

Accreditation/Certification Summary

Client: Southern Company
 Project/Site: CCR - Plant Scherer AP1 PZs

Job ID: 680-231323-2

Laboratory: Eurofins St. Louis

All accreditations/certifications held by this laboratory are listed. Not all accreditations/certifications are applicable to this report.

Authority	Program	Identification Number	Expiration Date
Alaska (UST)	State	20-001	05-06-25
ANAB	Dept. of Defense ELAP	L2305	04-06-25
ANAB	Dept. of Energy	L2305.01	04-06-25
ANAB	ISO/IEC 17025	L2305	04-06-25
Arizona	State	AZ0813	12-08-23
California	Los Angeles County Sanitation Districts	10259	06-30-22 *
California	State	2886	06-30-23
Connecticut	State	PH-0241	03-31-23
Florida	NELAP	E87689	06-30-23
HI - RadChem Recognition	State	n/a	06-30-23
Illinois	NELAP	200023	11-30-23
Iowa	State	373	12-01-24
Kansas	NELAP	E-10236	10-31-23
Kentucky (DW)	State	KY90125	12-31-23
Kentucky (WW)	State	KY90125 (Permit KY0004049)	12-31-23
Louisiana (All)	NELAP	04080	06-30-23
Louisiana (DW)	State	LA011	12-31-23
Maryland	State	310	09-30-23
MI - RadChem Recognition	State	9005	06-30-23
Missouri	State	780	06-30-25
Nevada	State	MO000542020-1	07-31-23
New Jersey	NELAP	MO002	06-30-23
New York	NELAP	11616	04-01-23
North Carolina (DW)	State	29700	07-31-23
North Dakota	State	R-207	06-30-23
Oklahoma	NELAP	9997	08-31-23
Oregon	NELAP	4157	09-01-23
Pennsylvania	NELAP	68-00540	02-28-24
South Carolina	State	85002001	06-30-23
Texas	NELAP	T104704193	07-31-23
US Fish & Wildlife	US Federal Programs	058448	07-31-23
USDA	US Federal Programs	P330-17-00028	06-11-23
Utah	NELAP	MO000542021-14	07-31-23
Virginia	NELAP	10310	06-14-24
Washington	State	C592	08-30-23
West Virginia DEP	State	381	10-31-23

* Accreditation/Certification renewal pending - accreditation/certification considered valid.

Method Summary

Client: Southern Company
Project/Site: CCR - Plant Scherer AP1 PZs

Job ID: 680-231323-2

Method	Method Description	Protocol	Laboratory
9315	Radium-226 (GFPC)	SW846	EET SL
9320	Radium-228 (GFPC)	SW846	EET SL
Ra226_Ra228	Combined Radium-226 and Radium-228	TAL-STL	EET SL
PrecSep_0	Preparation, Precipitate Separation	None	EET SL
PrecSep-21	Preparation, Precipitate Separation (21-Day In-Growth)	None	EET SL

Protocol References:

None = None

SW846 = "Test Methods For Evaluating Solid Waste, Physical/Chemical Methods", Third Edition, November 1986 And Its Updates.

TAL-STL = TestAmerica Laboratories, St. Louis, Facility Standard Operating Procedure.

Laboratory References:

EET SL = Eurofins St. Louis, 13715 Rider Trail North, Earth City, MO 63045, TEL (314)298-8566



FedEx

Do not lift using this tag.

5881 435021 10

 **eurofins**

**Environment Testing
TestAmerica**



0011231321 904481

ORIGIN: DELAWARE (671) 968-9093
DELWARE (AY) DE
EUROFINS ATLANTA SC
2015 REGENCY PARKWAY NW
SUITE 501
NORCROSS, GA 30571
UNITED STATES US

SICP CODE: 000000
OCTAVE: 51 00 18 000
SPD: 00016.000 0000

EST. RECEIPT

TO **SAMPLE RECEIVING**
EUROFINS TESTAMERICA PITTSBURGH
301 ALPHA DR.
RIDC PARK
PITTSBURGH PA 15238

(412) 442-7058

Uncorrected temp
Thermometer ID

2.5
120

CFOL Initials *MLD*

FedEx



1 of 3
TRK# 6072 5517 087
MASTER

THU -
PRIOP

XN AGCA

PA-US PIT



- 1
- 2
- 3
- 4
- 5
- 6
- 7
- 8
- 9
- 10
- 11
- 12
- 13

TestAmerica Pittsburgh
301 Alpha Drive
RDC Park
Pittsburgh, PA 15238-2907
phone 412.963.7058 fax 412.963.2468

Chain of Custody Record

TestAmerica
THE LEADER IN ENVIRONMENTAL TESTING

TestAmerica Laboratories, Inc.

244-ATLANTA
Regulatory Programs
Project Manager: Dawn Prell
Tel/Fax: 248-536-5445

Client Contact
Joju Abraham
Southern Company
241 Ralph McGill Blvd SE B10185
Atlanta, GA 30308
JAbraham@southernco.com
Project Name: CCR - Plant Scherer AP1 PZs
Site Georgia
Project #: 68027798


Site Contact: Dawn Prell
Lab Contact: David Fuller

Analysis Turnaround Time
 CALENDAR DAYS WORKING DAYS
TAT if different from Below 3-5 days
 2 weeks
 1 week
 2 days
 1 day

Other: RCRA NPDES DW HMTS Other:

Date: 03/11/23
Carrier: *Courtesy*
COC No. 1 of 1 COCs

Sample Identification	Sample Date	Sample Time	Sample Type (C-Comp, G-Grab)	Matrix	# of Cont.	Filtered Sample (Y/N)	Perform MS/MSD (Y/N)	App III metals: B, Ca	App IV metals: Sb, As, Ba, Be, Cd, Cr, Co, Pb, Li, Hg, Mo, Se, Tl	Radium 226 + 228	Mg, Na, K, Mn	Sulfide	HCO ₃ , CO ₃ Alkalinity	Cl, F, SO ₄ , TDS	Te total, Fe ₂ , Fe ₃
SCH-PZ-441	2/28/2023	10 30	G	WG	8	N	N	X	X	X	X	X	X	X	X



Preservation Used: HCl, H₂SO₄, HNO₃, NaOH, Other

Possible Hazard Identification: Are any samples from a listed EPA Hazardous Waste? Please List any EPA Waste Codes for the sample in the Comments Section if the lab is to dispose of the sample
 Non-Hazard Flammable Skin Irritant Poison B Unknown

Sample Disposal (A fee may be assessed if samples are retained longer than 1 month)
 Return to Client Disposal by Lab Archive for _____ Months

Special Instructions/QC Requirements & Comments: SCH-CCR-ASSMIT-2023S1

Relinquished by: *David Fenton* Date/Time: *03/11/23* Company: *WSI* Received by: *Mike Gorman* Date/Time: *3/13/23* Company: *Courtesy*
 Relinquished by: *Mike Gorman* Date/Time: *3/13/23* Company: *Courtesy* Received by: *Michael Parker* Date/Time: *3/13/23* Company: *FLAME*
 Relinquished by: *Michael Parker* Date/Time: *3-2-23* Company: *FLAME* Received by: *1000* Date/Time: *3-2-23* Company: *FLAME*

Custody Seal No. *02-17* Cooler Temp (°C) Obs'd _____ Cor'd _____

Login Sample Receipt Checklist

Client: Southern Company

Job Number: 680-231323-2

Login Number: 231323

List Number: 3

Creator: Worthington, Sierra M

List Source: Eurofins St. Louis

List Creation: 03/03/23 08:50 AM

Question	Answer	Comment
Radioactivity wasn't checked or is <=/ background as measured by a survey meter.	True	
The cooler's custody seal, if present, is intact.	True	
Sample custody seals, if present, are intact.	True	
The cooler or samples do not appear to have been compromised or tampered with.	True	
Samples were received on ice.	True	
Cooler Temperature is acceptable.	True	
Cooler Temperature is recorded.	True	
COC is present.	True	
COC is filled out in ink and legible.	True	
COC is filled out with all pertinent information.	True	
Is the Field Sampler's name present on COC?	True	
There are no discrepancies between the containers received and the COC.	True	
Samples are received within Holding Time (excluding tests with immediate HTs)	True	
Sample containers have legible labels.	True	
Containers are not broken or leaking.	True	
Sample collection date/times are provided.	True	
Appropriate sample containers are used.	True	
Sample bottles are completely filled.	True	
Sample Preservation Verified.	True	
There is sufficient vol. for all requested analyses, incl. any requested MS/MSDs	True	
Containers requiring zero headspace have no headspace or bubble is <6mm (1/4").	True	
Multiphasic samples are not present.	True	
Samples do not require splitting or compositing.	True	
Residual Chlorine Checked.	N/A	





ANALYTICAL REPORT

PREPARED FOR

Attn: Joju Abraham
Southern Company
241 Ralph McGill Blvd SE
B10185
Atlanta, Georgia 30308
Generated 4/5/2023 5:54:00 PM

JOB DESCRIPTION

GPC Plant Scherer - Ash Pond

JOB NUMBER

680-230928-2

Eurofins Savannah

Job Notes

The test results in this report meet NELAP requirements for parameters for which accreditation is required or available. Any exceptions to the NELAP requirements are noted. Results pertain only to samples listed in this report. This report may not be reproduced, except in full, without the written approval of the laboratory. Questions should be directed to the person who signed this report.

The test results in this report relate only to the samples as received by the laboratory and will meet all requirements of the methodology, with any exceptions noted. This report shall not be reproduced except in full, without the express written approval of the laboratory. All questions should be directed to the Eurofins Environment Testing Southeast, LLC Project Manager.

Authorization



Generated
4/5/2023 5:54:00 PM

Authorized for release by
David Fuller, Project Manager
David.Fuller@et.eurofinsus.com
(770)344-8986

Definitions/Glossary

Client: Southern Company
Project/Site: GPC Plant Scherer - Ash Pond

Job ID: 680-230928-2

Qualifiers

Rad

Qualifier	Qualifier Description
U	Result is less than the sample detection limit.

Glossary

Abbreviation	These commonly used abbreviations may or may not be present in this report.
α	Listed under the "D" column to designate that the result is reported on a dry weight basis
%R	Percent Recovery
CFL	Contains Free Liquid
CFU	Colony Forming Unit
CNF	Contains No Free Liquid
DER	Duplicate Error Ratio (normalized absolute difference)
Dil Fac	Dilution Factor
DL	Detection Limit (DoD/DOE)
DL, RA, RE, IN	Indicates a Dilution, Re-analysis, Re-extraction, or additional Initial metals/anion analysis of the sample
DLC	Decision Level Concentration (Radiochemistry)
EDL	Estimated Detection Limit (Dioxin)
LOD	Limit of Detection (DoD/DOE)
LOQ	Limit of Quantitation (DoD/DOE)
MCL	EPA recommended "Maximum Contaminant Level"
MDA	Minimum Detectable Activity (Radiochemistry)
MDC	Minimum Detectable Concentration (Radiochemistry)
MDL	Method Detection Limit
ML	Minimum Level (Dioxin)
MPN	Most Probable Number
MQL	Method Quantitation Limit
NC	Not Calculated
ND	Not Detected at the reporting limit (or MDL or EDL if shown)
NEG	Negative / Absent
POS	Positive / Present
PQL	Practical Quantitation Limit
PRES	Presumptive
QC	Quality Control
RER	Relative Error Ratio (Radiochemistry)
RL	Reporting Limit or Requested Limit (Radiochemistry)
RPD	Relative Percent Difference, a measure of the relative difference between two points
TEF	Toxicity Equivalent Factor (Dioxin)
TEQ	Toxicity Equivalent Quotient (Dioxin)
TNTC	Too Numerous To Count

Sample Summary

Client: Southern Company
Project/Site: GPC Plant Scherer - Ash Pond

Job ID: 680-230928-2

Lab Sample ID	Client Sample ID	Matrix	Collected	Received
680-230928-1	SCH-SGWA-1	Water	02/21/23 13:20	02/23/23 14:49
680-230928-2	SCH-AP1-FB-1	Water	02/21/23 16:20	02/23/23 14:49
680-230928-3	SCH-SGWA-5	Water	02/21/23 15:18	02/23/23 14:49
680-230928-4	SCH-AP1-EB-1	Water	02/21/23 16:08	02/23/23 14:49
680-230928-5	SCH-SGWA-3	Water	02/21/23 16:02	02/23/23 14:49

1

2

3

4

5

6

7

8

9

10

11

12

Case Narrative

Client: Southern Company
Project/Site: GPC Plant Scherer - Ash Pond

Job ID: 680-230928-2

Job ID: 680-230928-2

Laboratory: Eurofins Savannah

Narrative

Job Narrative 680-230928-2

Receipt

The samples were received on 2/23/2023 2:49 PM. Unless otherwise noted below, the samples arrived in good condition, and, where required, properly preserved and on ice. The temperature of the cooler at receipt time was 2.6°C

Gas Flow Proportional Counter

Method 9315_Ra226: Radium-226 Prep Batch 160-602828 Insufficient sample volume was available to perform a sample duplicate for the following samples: SCH-SGWA-1 (680-230928-1), SCH-AP1-FB-1 (680-230928-2), SCH-SGWA-5 (680-230928-3), SCH-AP1-EB-1 (680-230928-4) and SCH-SGWA-3 (680-230928-5). A laboratory control sample/ laboratory control sample duplicate (LCS/LCSD) were prepared instead to demonstrate batch precision.

Method 9315_Ra226: Radium-226 batch 602828 Any minimum detectable concentration (MDC), critical value (DLC), or Safe Drinking Water Act detection limit (SDWA DL) is sample-specific unless otherwise stated elsewhere in this narrative. Radiochemistry sample results are reported with the count date/time applied as the Activity Reference Date. SCH-SGWA-1 (680-230928-1), SCH-AP1-FB-1 (680-230928-2), SCH-SGWA-5 (680-230928-3), SCH-AP1-EB-1 (680-230928-4), SCH-SGWA-3 (680-230928-5), (LCS 160-602828/2-A), (LCSD 160-602828/3-A) and (MB 160-602828/1-A)

Method 9320_Ra228: Radium-228 Prep Batch 602829 Insufficient sample volume was available to perform a sample duplicate for the following samples: SCH-SGWA-1 (680-230928-1), SCH-AP1-FB-1 (680-230928-2), SCH-SGWA-5 (680-230928-3), SCH-AP1-EB-1 (680-230928-4) and SCH-SGWA-3 (680-230928-5). A laboratory control sample/ laboratory control sample duplicate (LCS/LCSD) were prepared instead to demonstrate batch precision.

Method 9320_Ra228: Radium-228 batch 602829 The LCS recovered at (139%). The limits in our LIMS system at 75-125 reflect the requirements of a regulatory agency that represents a large amount of our work. However the samples associated with this LCS are not from this agency and are therefore held to our in-house statistical limits of (62-148%) per method requirements. The LCS passes, no further action is required (LCSD 160-602829/3-A)

Method 9320_Ra228: Radium-228 batch 602829 Any minimum detectable concentration (MDC), critical value (DLC), or Safe Drinking Water Act detection limit (SDWA DL) is sample-specific unless otherwise stated elsewhere in this narrative. Radiochemistry sample results are reported with the count date/time applied as the Activity Reference Date. SCH-SGWA-1 (680-230928-1), SCH-AP1-FB-1 (680-230928-2), SCH-SGWA-5 (680-230928-3), SCH-AP1-EB-1 (680-230928-4), SCH-SGWA-3 (680-230928-5), (LCS 160-602829/2-A), (LCSD 160-602829/3-A) and (MB 160-602829/1-A)

No additional analytical or quality issues were noted, other than those described above or in the Definitions/ Glossary page.

Rad

No additional analytical or quality issues were noted, other than those described above or in the Definitions/ Glossary page.

Client Sample Results

Client: Southern Company
Project/Site: GPC Plant Scherer - Ash Pond

Job ID: 680-230928-2

Client Sample ID: SCH-SGWA-1

Lab Sample ID: 680-230928-1

Date Collected: 02/21/23 13:20

Matrix: Water

Date Received: 02/23/23 14:49

Method: SW846 9315 - Radium-226 (GFPC)

Analyte	Result	Qualifier	Count	Total	RL	MDC	Unit	Prepared	Analyzed	Dil Fac
			Uncert.	Uncert.						
			(2σ+/-)	(2σ+/-)						
Radium-226	0.0659	U	0.0783	0.0785	1.00	0.129	pCi/L	03/08/23 11:39	04/03/23 21:43	1
Carrier	%Yield	Qualifier	Limits					Prepared	Analyzed	Dil Fac
Ba Carrier	94.9		30 - 110					03/08/23 11:39	04/03/23 21:43	1

Method: SW846 9320 - Radium-228 (GFPC)

Analyte	Result	Qualifier	Count	Total	RL	MDC	Unit	Prepared	Analyzed	Dil Fac
			Uncert.	Uncert.						
			(2σ+/-)	(2σ+/-)						
Radium-228	-0.0570	U	0.273	0.273	1.00	0.530	pCi/L	03/08/23 12:03	03/22/23 12:37	1
Carrier	%Yield	Qualifier	Limits					Prepared	Analyzed	Dil Fac
Ba Carrier	94.9		30 - 110					03/08/23 12:03	03/22/23 12:37	1
Y Carrier	81.5		30 - 110					03/08/23 12:03	03/22/23 12:37	1

Method: TAL-STL Ra226_Ra228 - Combined Radium-226 and Radium-228

Analyte	Result	Qualifier	Count	Total	RL	MDC	Unit	Prepared	Analyzed	Dil Fac
			Uncert.	Uncert.						
			(2σ+/-)	(2σ+/-)						
Combined Radium 226 + 228	0.00883	U	0.284	0.284	5.00	0.530	pCi/L		04/05/23 12:45	1

Client Sample ID: SCH-AP1-FB-1

Lab Sample ID: 680-230928-2

Date Collected: 02/21/23 16:20

Matrix: Water

Date Received: 02/23/23 14:49

Method: SW846 9315 - Radium-226 (GFPC)

Analyte	Result	Qualifier	Count	Total	RL	MDC	Unit	Prepared	Analyzed	Dil Fac
			Uncert.	Uncert.						
			(2σ+/-)	(2σ+/-)						
Radium-226	-0.0337	U	0.0598	0.0599	1.00	0.132	pCi/L	03/08/23 11:39	04/03/23 21:43	1
Carrier	%Yield	Qualifier	Limits					Prepared	Analyzed	Dil Fac
Ba Carrier	96.0		30 - 110					03/08/23 11:39	04/03/23 21:43	1

Method: SW846 9320 - Radium-228 (GFPC)

Analyte	Result	Qualifier	Count	Total	RL	MDC	Unit	Prepared	Analyzed	Dil Fac
			Uncert.	Uncert.						
			(2σ+/-)	(2σ+/-)						
Radium-228	0.222	U	0.277	0.278	1.00	0.460	pCi/L	03/08/23 12:03	03/22/23 12:37	1
Carrier	%Yield	Qualifier	Limits					Prepared	Analyzed	Dil Fac
Ba Carrier	96.0		30 - 110					03/08/23 12:03	03/22/23 12:37	1
Y Carrier	81.1		30 - 110					03/08/23 12:03	03/22/23 12:37	1

Client Sample Results

Client: Southern Company
 Project/Site: GPC Plant Scherer - Ash Pond

Job ID: 680-230928-2

Client Sample ID: SCH-AP1-FB-1

Lab Sample ID: 680-230928-2

Date Collected: 02/21/23 16:20

Matrix: Water

Date Received: 02/23/23 14:49

Method: TAL-STL Ra226_Ra228 - Combined Radium-226 and Radium-228

Analyte	Result	Qualifier	Count Uncert. (2σ+/-)	Total Uncert. (2σ+/-)	RL	MDC	Unit	Prepared	Analyzed	Dil Fac
Combined Radium 226 + 228	0.188	U	0.283	0.284	5.00	0.460	pCi/L		04/05/23 12:45	1

Client Sample ID: SCH-SGWA-5

Lab Sample ID: 680-230928-3

Date Collected: 02/21/23 15:18

Matrix: Water

Date Received: 02/23/23 14:49

Method: SW846 9315 - Radium-226 (GFPC)

Analyte	Result	Qualifier	Count Uncert. (2σ+/-)	Total Uncert. (2σ+/-)	RL	MDC	Unit	Prepared	Analyzed	Dil Fac
Radium-226	0.0562	U	0.0556	0.0559	1.00	0.0852	pCi/L	03/08/23 11:39	04/04/23 19:55	1
Carrier	%Yield	Qualifier	Limits					Prepared	Analyzed	Dil Fac
Ba Carrier	85.3		30 - 110					03/08/23 11:39	04/04/23 19:55	1

Method: SW846 9320 - Radium-228 (GFPC)

Analyte	Result	Qualifier	Count Uncert. (2σ+/-)	Total Uncert. (2σ+/-)	RL	MDC	Unit	Prepared	Analyzed	Dil Fac
Radium-228	0.519	U	0.421	0.424	1.00	0.659	pCi/L	03/08/23 12:03	03/22/23 12:37	1
Carrier	%Yield	Qualifier	Limits					Prepared	Analyzed	Dil Fac
Ba Carrier	85.3		30 - 110					03/08/23 12:03	03/22/23 12:37	1
Y Carrier	84.1		30 - 110					03/08/23 12:03	03/22/23 12:37	1

Method: TAL-STL Ra226_Ra228 - Combined Radium-226 and Radium-228

Analyte	Result	Qualifier	Count Uncert. (2σ+/-)	Total Uncert. (2σ+/-)	RL	MDC	Unit	Prepared	Analyzed	Dil Fac
Combined Radium 226 + 228	0.575	U	0.425	0.428	5.00	0.659	pCi/L		04/05/23 12:45	1

Client Sample ID: SCH-AP1-EB-1

Lab Sample ID: 680-230928-4

Date Collected: 02/21/23 16:08

Matrix: Water

Date Received: 02/23/23 14:49

Method: SW846 9315 - Radium-226 (GFPC)

Analyte	Result	Qualifier	Count Uncert. (2σ+/-)	Total Uncert. (2σ+/-)	RL	MDC	Unit	Prepared	Analyzed	Dil Fac
Radium-226	0.00402	U	0.0628	0.0628	1.00	0.122	pCi/L	03/08/23 11:39	04/04/23 19:55	1
Carrier	%Yield	Qualifier	Limits					Prepared	Analyzed	Dil Fac
Ba Carrier	91.0		30 - 110					03/08/23 11:39	04/04/23 19:55	1

Client Sample Results

Client: Southern Company
 Project/Site: GPC Plant Scherer - Ash Pond

Job ID: 680-230928-2

Client Sample ID: SCH-AP1-EB-1

Lab Sample ID: 680-230928-4

Date Collected: 02/21/23 16:08

Matrix: Water

Date Received: 02/23/23 14:49

Method: SW846 9320 - Radium-228 (GFPC)

Analyte	Result	Qualifier	Count Uncert. (2σ+/-)	Total Uncert. (2σ+/-)	RL	MDC	Unit	Prepared	Analyzed	Dil Fac
Radium-228	0.159	U	0.268	0.269	1.00	0.462	pCi/L	03/08/23 12:03	03/22/23 12:38	1
Carrier	%Yield	Qualifier	Limits					Prepared	Analyzed	Dil Fac
Ba Carrier	91.0		30 - 110					03/08/23 12:03	03/22/23 12:38	1
Y Carrier	87.9		30 - 110					03/08/23 12:03	03/22/23 12:38	1

Method: TAL-STL Ra226_Ra228 - Combined Radium-226 and Radium-228

Analyte	Result	Qualifier	Count Uncert. (2σ+/-)	Total Uncert. (2σ+/-)	RL	MDC	Unit	Prepared	Analyzed	Dil Fac
Combined Radium 226 + 228	0.163	U	0.275	0.276	5.00	0.462	pCi/L		04/05/23 12:45	1

Client Sample ID: SCH-SGWA-3

Lab Sample ID: 680-230928-5

Date Collected: 02/21/23 16:02

Matrix: Water

Date Received: 02/23/23 14:49

Method: SW846 9315 - Radium-226 (GFPC)

Analyte	Result	Qualifier	Count Uncert. (2σ+/-)	Total Uncert. (2σ+/-)	RL	MDC	Unit	Prepared	Analyzed	Dil Fac
Radium-226	-0.0143	U	0.0476	0.0476	1.00	0.104	pCi/L	03/08/23 11:39	04/04/23 19:55	1
Carrier	%Yield	Qualifier	Limits					Prepared	Analyzed	Dil Fac
Ba Carrier	92.1		30 - 110					03/08/23 11:39	04/04/23 19:55	1

Method: SW846 9320 - Radium-228 (GFPC)

Analyte	Result	Qualifier	Count Uncert. (2σ+/-)	Total Uncert. (2σ+/-)	RL	MDC	Unit	Prepared	Analyzed	Dil Fac
Radium-228	0.338	U	0.393	0.394	1.00	0.646	pCi/L	03/08/23 12:03	03/22/23 12:38	1
Carrier	%Yield	Qualifier	Limits					Prepared	Analyzed	Dil Fac
Ba Carrier	92.1		30 - 110					03/08/23 12:03	03/22/23 12:38	1
Y Carrier	86.4		30 - 110					03/08/23 12:03	03/22/23 12:38	1

Method: TAL-STL Ra226_Ra228 - Combined Radium-226 and Radium-228

Analyte	Result	Qualifier	Count Uncert. (2σ+/-)	Total Uncert. (2σ+/-)	RL	MDC	Unit	Prepared	Analyzed	Dil Fac
Combined Radium 226 + 228	0.324	U	0.396	0.397	5.00	0.646	pCi/L		04/05/23 12:45	1

Tracer/Carrier Summary

Client: Southern Company
 Project/Site: GPC Plant Scherer - Ash Pond

Job ID: 680-230928-2

Method: 9315 - Radium-226 (GFPC)

Matrix: Water

Prep Type: Total/NA

		Percent Yield (Acceptance Limits)	
Lab Sample ID	Client Sample ID	Ba (30-110)	
680-230928-1	SCH-SGWA-1	94.9	
680-230928-2	SCH-AP1-FB-1	96.0	
680-230928-3	SCH-SGWA-5	85.3	
680-230928-4	SCH-AP1-EB-1	91.0	
680-230928-5	SCH-SGWA-3	92.1	
LCS 160-602828/2-A	Lab Control Sample	85.3	
LCSD 160-602828/3-A	Lab Control Sample Dup	80.8	
MB 160-602828/1-A	Method Blank	85.9	
Tracer/Carrier Legend			
Ba = Ba Carrier			

Method: 9320 - Radium-228 (GFPC)

Matrix: Water

Prep Type: Total/NA

		Percent Yield (Acceptance Limits)	
Lab Sample ID	Client Sample ID	Ba (30-110)	Y (30-110)
680-230928-1	SCH-SGWA-1	94.9	81.5
680-230928-2	SCH-AP1-FB-1	96.0	81.1
680-230928-3	SCH-SGWA-5	85.3	84.1
680-230928-4	SCH-AP1-EB-1	91.0	87.9
680-230928-5	SCH-SGWA-3	92.1	86.4
LCS 160-602829/2-A	Lab Control Sample	85.3	85.2
LCSD 160-602829/3-A	Lab Control Sample Dup	80.8	81.1
MB 160-602829/1-A	Method Blank	85.9	84.1
Tracer/Carrier Legend			
Ba = Ba Carrier			
Y = Y Carrier			

QC Sample Results

Client: Southern Company
Project/Site: GPC Plant Scherer - Ash Pond

Job ID: 680-230928-2

Method: 9315 - Radium-226 (GFPC)

Lab Sample ID: MB 160-602828/1-A
Matrix: Water
Analysis Batch: 605835

Client Sample ID: Method Blank
Prep Type: Total/NA
Prep Batch: 602828

Analyte	MB		Count	Total	RL	MDC	Unit	Prepared	Analyzed	Dil Fac
	Result	MB Qualifier	Uncert. (2σ+/-)	Uncert. (2σ+/-)						
Radium-226	0.03913	U	0.0688	0.0689	1.00	0.121	pCi/L	03/08/23 11:39	04/03/23 21:42	1
Carrier	MB %Yield	MB Qualifier	Limits		Prepared	Analyzed	Dil Fac			
Ba Carrier	85.9		30 - 110		03/08/23 11:39	04/03/23 21:42	1			

Lab Sample ID: LCS 160-602828/2-A
Matrix: Water
Analysis Batch: 605835

Client Sample ID: Lab Control Sample
Prep Type: Total/NA
Prep Batch: 602828

Analyte	Spike Added	LCS Result	LCS Qual	Total	RL	MDC	Unit	%Rec	%Rec Limits
				Uncert. (2σ+/-)					
Radium-226	11.3	11.96		1.23	1.00	0.0945	pCi/L	106	75 - 125
Carrier	LCS %Yield	LCS Qualifier	Limits						
Ba Carrier	85.3		30 - 110						

Lab Sample ID: LCSD 160-602828/3-A
Matrix: Water
Analysis Batch: 605835

Client Sample ID: Lab Control Sample Dup
Prep Type: Total/NA
Prep Batch: 602828

Analyte	Spike Added	LCSD Result	LCSD Qual	Total	RL	MDC	Unit	%Rec	%Rec Limits	RER	Limit
				Uncert. (2σ+/-)							
Radium-226	11.3	12.07		1.24	1.00	0.0956	pCi/L	106	75 - 125	0.04	1
Carrier	LCSD %Yield	LCSD Qualifier	Limits								
Ba Carrier	80.8		30 - 110								

Method: 9320 - Radium-228 (GFPC)

Lab Sample ID: MB 160-602829/1-A
Matrix: Water
Analysis Batch: 604715

Client Sample ID: Method Blank
Prep Type: Total/NA
Prep Batch: 602829

Analyte	MB		Count	Total	RL	MDC	Unit	Prepared	Analyzed	Dil Fac
	Result	MB Qualifier	Uncert. (2σ+/-)	Uncert. (2σ+/-)						
Radium-228	0.4492	U	0.362	0.365	1.00	0.562	pCi/L	03/08/23 12:03	03/22/23 12:35	1
Carrier	MB %Yield	MB Qualifier	Limits		Prepared	Analyzed	Dil Fac			
Ba Carrier	85.9		30 - 110		03/08/23 12:03	03/22/23 12:35	1			
Y Carrier	84.1		30 - 110		03/08/23 12:03	03/22/23 12:35	1			

QC Sample Results

Client: Southern Company
 Project/Site: GPC Plant Scherer - Ash Pond

Job ID: 680-230928-2

Method: 9320 - Radium-228 (GFPC) (Continued)

Lab Sample ID: LCS 160-602829/2-A
Matrix: Water
Analysis Batch: 604715

Client Sample ID: Lab Control Sample
Prep Type: Total/NA
Prep Batch: 602829

Analyte	Spike Added	LCS Result	LCS Qual	Total Uncert. (2σ+/-)	RL	MDC	Unit	%Rec	%Rec Limits		
Radium-228	8.10	9.897		1.37	1.00	0.649	pCi/L	122	75 - 125		
LCS LCS											
Carrier	%Yield	Qualifier	Limits								
Ba Carrier	85.3		30 - 110								
Y Carrier	85.2		30 - 110								

Lab Sample ID: LCSD 160-602829/3-A
Matrix: Water
Analysis Batch: 604715

Client Sample ID: Lab Control Sample Dup
Prep Type: Total/NA
Prep Batch: 602829

Analyte	Spike Added	LCSD Result	LCSD Qual	Total Uncert. (2σ+/-)	RL	MDC	Unit	%Rec	%Rec Limits	RER	RER	Limit
Radium-228	8.10	11.22		1.52	1.00	0.594	pCi/L	139	75 - 125	0.46	1	
LCSD LCSD												
Carrier	%Yield	Qualifier	Limits									
Ba Carrier	80.8		30 - 110									
Y Carrier	81.1		30 - 110									

QC Association Summary

Client: Southern Company
Project/Site: GPC Plant Scherer - Ash Pond

Job ID: 680-230928-2

Rad

Prep Batch: 602828

Lab Sample ID	Client Sample ID	Prep Type	Matrix	Method	Prep Batch
680-230928-1	SCH-SGWA-1	Total/NA	Water	PrecSep-21	
680-230928-2	SCH-AP1-FB-1	Total/NA	Water	PrecSep-21	
680-230928-3	SCH-SGWA-5	Total/NA	Water	PrecSep-21	
680-230928-4	SCH-AP1-EB-1	Total/NA	Water	PrecSep-21	
680-230928-5	SCH-SGWA-3	Total/NA	Water	PrecSep-21	
MB 160-602828/1-A	Method Blank	Total/NA	Water	PrecSep-21	
LCS 160-602828/2-A	Lab Control Sample	Total/NA	Water	PrecSep-21	
LCSD 160-602828/3-A	Lab Control Sample Dup	Total/NA	Water	PrecSep-21	

Prep Batch: 602829

Lab Sample ID	Client Sample ID	Prep Type	Matrix	Method	Prep Batch
680-230928-1	SCH-SGWA-1	Total/NA	Water	PrecSep_0	
680-230928-2	SCH-AP1-FB-1	Total/NA	Water	PrecSep_0	
680-230928-3	SCH-SGWA-5	Total/NA	Water	PrecSep_0	
680-230928-4	SCH-AP1-EB-1	Total/NA	Water	PrecSep_0	
680-230928-5	SCH-SGWA-3	Total/NA	Water	PrecSep_0	
MB 160-602829/1-A	Method Blank	Total/NA	Water	PrecSep_0	
LCS 160-602829/2-A	Lab Control Sample	Total/NA	Water	PrecSep_0	
LCSD 160-602829/3-A	Lab Control Sample Dup	Total/NA	Water	PrecSep_0	

Lab Chronicle

Client: Southern Company
 Project/Site: GPC Plant Scherer - Ash Pond

Job ID: 680-230928-2

Client Sample ID: SCH-SGWA-1

Lab Sample ID: 680-230928-1

Date Collected: 02/21/23 13:20

Matrix: Water

Date Received: 02/23/23 14:49

Prep Type	Batch Type	Batch Method	Run	Dil Factor	Initial Amount	Final Amount	Batch Number	Prepared or Analyzed	Analyst	Lab
Total/NA	Prep	PrecSep-21			1009.22 mL	1.0 g	602828	03/08/23 11:39	DJP	EET SL
Total/NA	Analysis	9315		1			605835	04/03/23 21:43	EMH	EET SL
Instrument ID: GFPCBLUE										
Total/NA	Prep	PrecSep_0			1009.22 mL	1.0 g	602829	03/08/23 12:03	DJP	EET SL
Total/NA	Analysis	9320		1			604715	03/22/23 12:37	FLC	EET SL
Instrument ID: GFPCBLUE										
Total/NA	Analysis	Ra226_Ra228		1			606185	04/05/23 12:45	SCB	EET SL
Instrument ID: NOEQUIP										

Client Sample ID: SCH-AP1-FB-1

Lab Sample ID: 680-230928-2

Date Collected: 02/21/23 16:20

Matrix: Water

Date Received: 02/23/23 14:49

Prep Type	Batch Type	Batch Method	Run	Dil Factor	Initial Amount	Final Amount	Batch Number	Prepared or Analyzed	Analyst	Lab
Total/NA	Prep	PrecSep-21			990.61 mL	1.0 g	602828	03/08/23 11:39	DJP	EET SL
Total/NA	Analysis	9315		1			605835	04/03/23 21:43	EMH	EET SL
Instrument ID: GFPCBLUE										
Total/NA	Prep	PrecSep_0			990.61 mL	1.0 g	602829	03/08/23 12:03	DJP	EET SL
Total/NA	Analysis	9320		1			604715	03/22/23 12:37	FLC	EET SL
Instrument ID: GFPCBLUE										
Total/NA	Analysis	Ra226_Ra228		1			606185	04/05/23 12:45	SCB	EET SL
Instrument ID: NOEQUIP										

Client Sample ID: SCH-SGWA-5

Lab Sample ID: 680-230928-3

Date Collected: 02/21/23 15:18

Matrix: Water

Date Received: 02/23/23 14:49

Prep Type	Batch Type	Batch Method	Run	Dil Factor	Initial Amount	Final Amount	Batch Number	Prepared or Analyzed	Analyst	Lab
Total/NA	Prep	PrecSep-21			996.50 mL	1.0 g	602828	03/08/23 11:39	DJP	EET SL
Total/NA	Analysis	9315		1			606125	04/04/23 19:55	FLC	EET SL
Instrument ID: GFPCRED										
Total/NA	Prep	PrecSep_0			996.50 mL	1.0 g	602829	03/08/23 12:03	DJP	EET SL
Total/NA	Analysis	9320		1			604715	03/22/23 12:37	FLC	EET SL
Instrument ID: GFPCBLUE										
Total/NA	Analysis	Ra226_Ra228		1			606185	04/05/23 12:45	SCB	EET SL
Instrument ID: NOEQUIP										

Client Sample ID: SCH-AP1-EB-1

Lab Sample ID: 680-230928-4

Date Collected: 02/21/23 16:08

Matrix: Water

Date Received: 02/23/23 14:49

Prep Type	Batch Type	Batch Method	Run	Dil Factor	Initial Amount	Final Amount	Batch Number	Prepared or Analyzed	Analyst	Lab
Total/NA	Prep	PrecSep-21			995.71 mL	1.0 g	602828	03/08/23 11:39	DJP	EET SL
Total/NA	Analysis	9315		1			606125	04/04/23 19:55	FLC	EET SL
Instrument ID: GFPCRED										

Lab Chronicle

Client: Southern Company
 Project/Site: GPC Plant Scherer - Ash Pond

Job ID: 680-230928-2

Client Sample ID: SCH-AP1-EB-1

Lab Sample ID: 680-230928-4

Date Collected: 02/21/23 16:08

Matrix: Water

Date Received: 02/23/23 14:49

Prep Type	Batch Type	Batch Method	Run	Dil Factor	Initial Amount	Final Amount	Batch Number	Prepared or Analyzed	Analyst	Lab
Total/NA	Prep	PrecSep_0			995.71 mL	1.0 g	602829	03/08/23 12:03	DJP	EET SL
Total/NA	Analysis	9320		1			604715	03/22/23 12:38	FLC	EET SL
Instrument ID: GFPCBLUE										
Total/NA	Analysis	Ra226_Ra228		1			606185	04/05/23 12:45	SCB	EET SL
Instrument ID: NOEQUIP										

Client Sample ID: SCH-SGWA-3

Lab Sample ID: 680-230928-5

Date Collected: 02/21/23 16:02

Matrix: Water

Date Received: 02/23/23 14:49

Prep Type	Batch Type	Batch Method	Run	Dil Factor	Initial Amount	Final Amount	Batch Number	Prepared or Analyzed	Analyst	Lab
Total/NA	Prep	PrecSep-21			1002.85 mL	1.0 g	602828	03/08/23 11:39	DJP	EET SL
Total/NA	Analysis	9315		1			606125	04/04/23 19:55	FLC	EET SL
Instrument ID: GFPCRED										
Total/NA	Prep	PrecSep_0			1002.85 mL	1.0 g	602829	03/08/23 12:03	DJP	EET SL
Total/NA	Analysis	9320		1			604715	03/22/23 12:38	FLC	EET SL
Instrument ID: GFPCBLUE										
Total/NA	Analysis	Ra226_Ra228		1			606185	04/05/23 12:45	SCB	EET SL
Instrument ID: NOEQUIP										

Laboratory References:

EET SL = Eurofins St. Louis, 13715 Rider Trail North, Earth City, MO 63045, TEL (314)298-8566

Accreditation/Certification Summary

Client: Southern Company
 Project/Site: GPC Plant Scherer - Ash Pond

Job ID: 680-230928-2

Laboratory: Eurofins St. Louis

All accreditations/certifications held by this laboratory are listed. Not all accreditations/certifications are applicable to this report.

Authority	Program	Identification Number	Expiration Date
Alaska (UST)	State	20-001	05-06-25
ANAB	Dept. of Defense ELAP	L2305	04-06-25
ANAB	Dept. of Energy	L2305.01	04-06-25
ANAB	ISO/IEC 17025	L2305	04-06-25
Arizona	State	AZ0813	12-08-23
California	Los Angeles County Sanitation Districts	10259	06-30-22 *
California	State	2886	06-30-23
Florida	NELAP	E87689	06-30-23
HI - RadChem Recognition	State	n/a	06-30-23
Illinois	NELAP	200023	11-30-23
Iowa	State	373	12-01-24
Kansas	NELAP	E-10236	10-31-23
Kentucky (DW)	State	KY90125	12-31-23
Kentucky (WW)	State	KY90125 (Permit KY0004049)	12-31-23
Louisiana (All)	NELAP	04080	06-30-23
Louisiana (DW)	State	LA011	12-31-23
Maryland	State	310	09-30-23
MI - RadChem Recognition	State	9005	06-30-23
Missouri	State	780	06-30-25
Nevada	State	MO000542020-1	07-31-23
New Jersey	NELAP	MO002	06-30-23
New York	NELAP	11616	03-31-24
North Carolina (DW)	State	29700	07-31-23
North Dakota	State	R-207	06-30-23
Oklahoma	NELAP	9997	08-31-23
Oregon	NELAP	4157	09-01-23
Pennsylvania	NELAP	68-00540	02-28-24
South Carolina	State	85002001	06-30-23
Texas	NELAP	T104704193	07-31-23
US Fish & Wildlife	US Federal Programs	058448	07-31-23
USDA	US Federal Programs	P330-17-00028	06-11-23
Utah	NELAP	MO000542021-14	07-31-23
Virginia	NELAP	10310	06-14-23
Washington	State	C592	08-30-23
West Virginia DEP	State	381	10-31-23

* Accreditation/Certification renewal pending - accreditation/certification considered valid.

Method Summary

Client: Southern Company
Project/Site: GPC Plant Scherer - Ash Pond

Job ID: 680-230928-2

Method	Method Description	Protocol	Laboratory
9315	Radium-226 (GFPC)	SW846	EET SL
9320	Radium-228 (GFPC)	SW846	EET SL
Ra226_Ra228	Combined Radium-226 and Radium-228	TAL-STL	EET SL
PrecSep_0	Preparation, Precipitate Separation	None	EET SL
PrecSep-21	Preparation, Precipitate Separation (21-Day In-Growth)	None	EET SL

Protocol References:

None = None

SW846 = "Test Methods For Evaluating Solid Waste, Physical/Chemical Methods", Third Edition, November 1986 And Its Updates.

TAL-STL = TestAmerica Laboratories, St. Louis, Facility Standard Operating Procedure.

Laboratory References:

EET SL = Eurofins St. Louis, 13715 Rider Trail North, Earth City, MO 63045, TEL (314)298-8566



FedEx

RT 198 1
FZ 197 10:30 A
9156
02.23

Do not lift using this tag.



eurofins

**Environment Testing
TestAmerica**

Part # 159469-434 MTW EXP 11/23

ORIGIN ID: LIYA (678) 966-9991
GEORGE TAYLOR
EUROFINS ATLANTA SC
6215 REGENCY PARKWAY NW
SUITE 900
NORCROSS, GA 30071
UNITED STATES US

SHIP DATE: 22FEB23
ACTWTG: 45.00 LB MAN
CAD: 59116/CAFE3616

BIL/RECIPIENT

TO **SAMPLE RECIEVING
EUROFINS TESTAMERICA PITTSBURGH
301 ALPHA DR.
RIDC PARK
PITTSBURGH PA 15238**

(Place)

(412) 963-7058
THU: PO:

REF:



Uncorrected temp
Thermometer ID

2.5 °C
18

CFO-1 Initials *MO*

PT-WI-SR-001 effective 11/8/18

**FedEx
Express**




**THU - 23 FEB 10:30A
PRIORITY OVERNIGHT**

TRK# 6072 5516 9156
0201

NX-AGCA

15238
PA-US PIT



680-230928 Waybill




- 1
- 2
- 3
- 4
- 5
- 6
- 7
- 8
- 9
- 10
- 11
- 12

FedEx

RT **198** 1
FZ **197** 10:30 A
9156
02.23

Do not lift using this tag.

 **eurofins**

**Environment Testing
TestAmerica**

Part # 159469-434 MTW EXP 11/23

ORIGIN ID: LIYA (678) 966-9991
GEORGE TAYLOR
EUROFINS ATLANTA SC
6215 REGENCY PARKWAY NW
SUITE 900
NORCROSS, GA 30071
UNITED STATES US

SHIP DATE: 22FEB23
ACTWT: 45.00 LB MAN
CAD: 59116/CAFE3616

BIL/RECIPIENT

TO **SAMPLE RECIEVING
EUROFINS TESTAMERICA PITSBURGH
301 ALPHA DR.
RIDC PARK
PITTSBURGH PA 15238**

(Place)

(412) 963-7058
THU:
PO:

REF:

DP:

Uncorrected temp
Thermometer ID

2.5 °C
18

CF 0.1 Initials *MS*

PT-WI-SR-001 effective 11/8/18

**FedEx
Express**




**THU - 23 FEB 10:30A
PRIORITY OVERNIGHT**

TRK# 6072 5516 9156
0201

NX-AGCA

15238
PA-US PIT



680-230928 Waybill



- 1
- 2
- 3
- 4
- 5
- 6
- 7
- 8
- 9
- 10
- 11
- 12



ANALYTICAL REPORT

PREPARED FOR

Attn: Joju Abraham
Southern Company
241 Ralph McGill Blvd SE
B10185
Atlanta, Georgia 30308

Generated 4/20/2023 8:50:07 PM Revision 1

JOB DESCRIPTION

CCR Plant Scherer - Ash Pond

JOB NUMBER

680-231076-1

Eurofins Savannah

Job Notes

The test results in this report meet NELAP requirements for parameters for which accreditation is required or available. Any exceptions to the NELAP requirements are noted. Results pertain only to samples listed in this report. This report may not be reproduced, except in full, without the written approval of the laboratory. Questions should be directed to the person who signed this report.

The test results in this report relate only to the samples as received by the laboratory and will meet all requirements of the methodology, with any exceptions noted. This report shall not be reproduced except in full, without the express written approval of the laboratory. All questions should be directed to the Eurofins Environment Testing Southeast, LLC Project Manager.

Authorization



Authorized for release by
David Fuller, Project Manager
David.Fuller@et.eurofinsus.com
(770)344-8986

Generated
4/20/2023 8:50:07 PM
Revision 1

Definitions/Glossary

Client: Southern Company
Project/Site: CCR Plant Scherer - Ash Pond

Job ID: 680-231076-1

Qualifiers

HPLC/IC

Qualifier	Qualifier Description
F1	MS and/or MSD recovery exceeds control limits.
J	Result is less than the RL but greater than or equal to the MDL and the concentration is an approximate value.

Metals

Qualifier	Qualifier Description
^+	Continuing Calibration Verification (CCV) is outside acceptance limits, high biased.
^6+	Interference Check Standard (ICSA and/or ICSAB) is outside acceptance limits, high biased.
B	Compound was found in the blank and sample.
F1	MS and/or MSD recovery exceeds control limits.
J	Result is less than the RL but greater than or equal to the MDL and the concentration is an approximate value.

General Chemistry

Qualifier	Qualifier Description
cn	Refer to Case Narrative for further detail
H	Sample was prepped or analyzed beyond the specified holding time
J	Result is less than the RL but greater than or equal to the MDL and the concentration is an approximate value.

Glossary

Abbreviation	These commonly used abbreviations may or may not be present in this report.
α	Listed under the "D" column to designate that the result is reported on a dry weight basis
%R	Percent Recovery
CFL	Contains Free Liquid
CFU	Colony Forming Unit
CNF	Contains No Free Liquid
DER	Duplicate Error Ratio (normalized absolute difference)
Dil Fac	Dilution Factor
DL	Detection Limit (DoD/DOE)
DL, RA, RE, IN	Indicates a Dilution, Re-analysis, Re-extraction, or additional Initial metals/anion analysis of the sample
DLC	Decision Level Concentration (Radiochemistry)
EDL	Estimated Detection Limit (Dioxin)
LOD	Limit of Detection (DoD/DOE)
LOQ	Limit of Quantitation (DoD/DOE)
MCL	EPA recommended "Maximum Contaminant Level"
MDA	Minimum Detectable Activity (Radiochemistry)
MDC	Minimum Detectable Concentration (Radiochemistry)
MDL	Method Detection Limit
ML	Minimum Level (Dioxin)
MPN	Most Probable Number
MQL	Method Quantitation Limit
NC	Not Calculated
ND	Not Detected at the reporting limit (or MDL or EDL if shown)
NEG	Negative / Absent
POS	Positive / Present
PQL	Practical Quantitation Limit
PRES	Presumptive
QC	Quality Control
RER	Relative Error Ratio (Radiochemistry)
RL	Reporting Limit or Requested Limit (Radiochemistry)
RPD	Relative Percent Difference, a measure of the relative difference between two points
TEF	Toxicity Equivalent Factor (Dioxin)
TEQ	Toxicity Equivalent Quotient (Dioxin)
TNTC	Too Numerous To Count

Sample Summary

Client: Southern Company
Project/Site: CCR Plant Scherer - Ash Pond

Job ID: 680-231076-1

Lab Sample ID	Client Sample ID	Matrix	Collected	Received
680-231076-1	SCH-SGWC-12	Water	02/23/23 10:35	02/25/23 09:00
680-231076-2	SCH-SGWC-13	Water	02/23/23 13:10	02/25/23 09:00
680-231076-3	SCH-SGWC-14	Water	02/23/23 10:53	02/25/23 09:00
680-231076-4	SCH-SGWC-15	Water	02/23/23 13:08	02/25/23 09:00
680-231076-5	SCH-SGWC-16	Water	02/23/23 15:24	02/25/23 09:00
680-231076-6	SCH-SGWC-21	Water	02/23/23 09:00	02/25/23 09:00
680-231076-7	SCH-SGWC-22	Water	02/23/23 12:37	02/25/23 09:00
680-231076-8	SCH-SGWC-23	Water	02/23/23 10:47	02/25/23 09:00
680-231076-9	SCH-SGWA-24	Water	02/23/23 11:10	02/25/23 09:00
680-231076-10	SCH-SGWA-25	Water	02/23/23 09:35	02/25/23 09:00
680-231076-11	SCH-AP1-FB-2	Water	02/23/23 12:45	02/25/23 09:00
680-231076-12	SCH-AP1-EB-2	Water	02/23/23 16:25	02/25/23 09:00

1

2

3

4

5

6

7

8

9

10

11

12

Case Narrative

Client: Southern Company
Project/Site: CCR Plant Scherer - Ash Pond

Job ID: 680-231076-1

Job ID: 680-231076-1

Laboratory: Eurofins Savannah

Narrative

Job Narrative 680-231076-1

Revision 1

The report being provided is a revision of the original report sent on 4/15/2023. The report (revision 1) is being revised in order to correct the Client Sample IDs of SCH-SGWC-24 & SCH-SGWC--25 to SCH-SGWA-24 & SCH-SGWA--25.

Receipt

The samples were received on 2/25/2023 9:00 AM. Unless otherwise noted below, the samples arrived in good condition, and, where required, properly preserved and on ice. The temperatures of the 3 coolers at receipt time were 1.5°C, 2.0°C and 3.4°C

HPLC/IC

No additional analytical or quality issues were noted, other than those described above or in the Definitions/ Glossary page.

Metals

Method 6020B: The post digestion spike % recovery for barium associated with batch 180-430208 was outside of control limits. The associated sample is: SCH-SGWC-22 (680-231076-7).

Method 6020B: More than 10 samples were injected between CCV/CCB pairs. The following samples were in this batch: SCH-SGWC-14 (680-231076-3), SCH-SGWC-15 (680-231076-4) and SCH-SGWC-21 (680-231076-6)

Method 6020B: The following samples were diluted to bring the concentration of target analytes within the calibration range: (180-152511-E-1-J ^2), (180-152511-E-1-K MS ^2), (180-152511-E-1-L MSD ^2), (180-152511-E-1-J PDS ^2) and (180-152511-E-1-J SD ^10). Elevated reporting limits (RLs) are provided.

Method 6020B: A serial dilution for this sample was not analyzed with the batch due to insufficient digestion volume.SCH-SGWC-22 (680-231076-7)

Method 7470A: The matrix spike / matrix spike duplicate (MS/MSD) recoveries for preparation batch 180-428559 and analytical batch 180-428715 were below the control limits for mercury, see QC Sample Results for detail. Sample matrix interference and/or non-homogeneity are suspected because the associated laboratory control sample (LCS) recovery is within acceptance limits.

No additional analytical or quality issues were noted, other than those described above or in the Definitions/ Glossary page.

General Chemistry

Method 2540C_Calcd: Reanalysis of the following sample(s) was performed outside of the analytical holding time due to failure of quality control parameters in the initial analysis. SCH-AP1-EB-2 (680-231076-12)

Method 9034_Calc: A deviation from the Standard Operating Procedure (SOP) occurred. Details are as follows: samples received with headspace

No additional analytical or quality issues were noted, other than those described above or in the Definitions/ Glossary page.

Client Sample Results

Client: Southern Company
Project/Site: CCR Plant Scherer - Ash Pond

Job ID: 680-231076-1

Client Sample ID: SCH-SGWC-12

Lab Sample ID: 680-231076-1

Date Collected: 02/23/23 10:35

Matrix: Water

Date Received: 02/25/23 09:00

Method: EPA 300.0 R2.1 - Anions, Ion Chromatography

Analyte	Result	Qualifier	RL	MDL	Unit	D	Prepared	Analyzed	Dil Fac
Chloride	9.6		1.0	0.71	mg/L			03/04/23 21:07	1
Fluoride	0.089	J	0.10	0.026	mg/L			03/04/23 21:07	1
Sulfate	57		1.0	0.76	mg/L			03/04/23 21:07	1

Method: SW846 EPA 6020B - Metals (ICP/MS) - Total Recoverable

Analyte	Result	Qualifier	RL	MDL	Unit	D	Prepared	Analyzed	Dil Fac
Antimony	<0.00097		0.0020	0.00097	mg/L		03/03/23 12:40	03/04/23 16:27	1
Arsenic	<0.00028		0.0010	0.00028	mg/L		03/03/23 12:40	03/04/23 16:27	1
Barium	0.058		0.010	0.0031	mg/L		03/03/23 12:40	03/04/23 16:27	1
Beryllium	<0.00027		0.0025	0.00027	mg/L		03/03/23 12:40	03/04/23 16:27	1
Boron	0.079	J B	0.080	0.060	mg/L		03/03/23 12:40	03/25/23 12:37	1
Cadmium	<0.00022		0.0025	0.00022	mg/L		03/03/23 12:40	03/04/23 16:27	1
Calcium	21		0.50	0.13	mg/L		03/03/23 12:40	03/04/23 16:27	1
Chromium	<0.0015		0.0020	0.0015	mg/L		03/03/23 12:40	03/04/23 16:27	1
Cobalt	0.0014	J	0.0025	0.00026	mg/L		03/03/23 12:40	03/04/23 16:27	1
Iron	1.3		0.050	0.028	mg/L		03/03/23 12:40	03/04/23 16:27	1
Lead	<0.00038		0.0010	0.00038	mg/L		03/03/23 12:40	03/04/23 16:27	1
Lithium	<0.0013		0.0050	0.0013	mg/L		03/03/23 12:40	03/04/23 16:27	1
Magnesium	12		0.50	0.050	mg/L		03/03/23 12:40	03/04/23 16:27	1
Manganese	0.56		0.0050	0.0013	mg/L		03/03/23 12:40	03/04/23 16:27	1
Molybdenum	<0.00061		0.015	0.00061	mg/L		03/03/23 12:40	03/04/23 16:27	1
Potassium	0.66		0.50	0.16	mg/L		03/03/23 12:40	03/04/23 16:27	1
Selenium	<0.00074		0.0050	0.00074	mg/L		03/03/23 12:40	03/04/23 16:27	1
Sodium	16		0.50	0.18	mg/L		03/03/23 12:40	03/04/23 16:27	1
Thallium	<0.00047		0.0010	0.00047	mg/L		03/03/23 12:40	03/04/23 16:27	1

Method: SW846 EPA 7470A - Mercury (CVAA)

Analyte	Result	Qualifier	RL	MDL	Unit	D	Prepared	Analyzed	Dil Fac
Mercury	<0.00013	F1	0.00020	0.00013	mg/L		03/09/23 09:25	03/09/23 13:26	1

General Chemistry

Analyte	Result	Qualifier	RL	MDL	Unit	D	Prepared	Analyzed	Dil Fac
Sulfide (SW846 EPA 9034)	<2.1	cn	3.0	2.1	mg/L		02/28/23 09:29	02/28/23 15:50	1
Total Dissolved Solids (SM 2540C)	220		10	10	mg/L			03/01/23 14:28	1
Ferric Iron (SM 3500)	<0.0061		0.050	0.0061	mg/L			03/22/23 11:28	1
Total Alkalinity as CaCO3 to pH 4.5 (SM18 SM2320 B)	83		5.0	5.0	mg/L			02/27/23 16:53	1
Bicarbonate Alkalinity as CaCO3 (SM18 SM2320 B)	83		5.0	5.0	mg/L			02/27/23 16:53	1
Carbonate Alkalinity as CaCO3 (SM18 SM2320 B)	<5.0		5.0	5.0	mg/L			02/27/23 16:53	1

Method: EPA Field Sampling - Field Sampling

Analyte	Result	Qualifier	RL	MDL	Unit	D	Prepared	Analyzed	Dil Fac
pH	6.04				SU			02/23/23 10:35	1
Ferrous Iron	1.5				mg/L			02/23/23 10:35	1

Eurofins Savannah

Client Sample Results

Client: Southern Company
Project/Site: CCR Plant Scherer - Ash Pond

Job ID: 680-231076-1

Client Sample ID: SCH-SGWC-13

Lab Sample ID: 680-231076-2

Date Collected: 02/23/23 13:10

Matrix: Water

Date Received: 02/25/23 09:00

Method: EPA 300.0 R2.1 - Anions, Ion Chromatography

Analyte	Result	Qualifier	RL	MDL	Unit	D	Prepared	Analyzed	Dil Fac
Chloride	11		1.0	0.71	mg/L			03/05/23 03:16	1
Fluoride	0.077	J	0.10	0.026	mg/L			03/05/23 03:16	1
Sulfate	96		1.0	0.76	mg/L			03/05/23 03:16	1

Method: SW846 EPA 6020B - Metals (ICP/MS) - Total Recoverable

Analyte	Result	Qualifier	RL	MDL	Unit	D	Prepared	Analyzed	Dil Fac
Antimony	<0.00097		0.0020	0.00097	mg/L		03/03/23 12:40	03/04/23 16:31	1
Arsenic	<0.00028		0.0010	0.00028	mg/L		03/03/23 12:40	03/04/23 16:31	1
Barium	0.035		0.010	0.0031	mg/L		03/03/23 12:40	03/04/23 16:31	1
Beryllium	<0.00027		0.0025	0.00027	mg/L		03/03/23 12:40	03/04/23 16:31	1
Boron	0.69	B	0.080	0.060	mg/L		03/03/23 12:40	03/25/23 12:40	1
Cadmium	<0.00022		0.0025	0.00022	mg/L		03/03/23 12:40	03/04/23 16:31	1
Calcium	20		0.50	0.13	mg/L		03/03/23 12:40	03/04/23 16:31	1
Chromium	<0.0015		0.0020	0.0015	mg/L		03/03/23 12:40	03/04/23 16:31	1
Cobalt	0.0016	J	0.0025	0.00026	mg/L		03/03/23 12:40	03/04/23 16:31	1
Iron	0.33		0.050	0.028	mg/L		03/03/23 12:40	03/04/23 16:31	1
Lead	<0.00038		0.0010	0.00038	mg/L		03/03/23 12:40	03/04/23 16:31	1
Lithium	<0.0013		0.0050	0.0013	mg/L		03/03/23 12:40	03/04/23 16:31	1
Magnesium	7.7		0.50	0.050	mg/L		03/03/23 12:40	03/04/23 16:31	1
Manganese	0.093		0.0050	0.0013	mg/L		03/03/23 12:40	03/04/23 16:31	1
Molybdenum	<0.00061		0.015	0.00061	mg/L		03/03/23 12:40	03/04/23 16:31	1
Potassium	1.1		0.50	0.16	mg/L		03/03/23 12:40	03/04/23 16:31	1
Selenium	<0.00074		0.0050	0.00074	mg/L		03/03/23 12:40	03/04/23 16:31	1
Sodium	26		0.50	0.18	mg/L		03/03/23 12:40	03/04/23 16:31	1
Thallium	<0.00047		0.0010	0.00047	mg/L		03/03/23 12:40	03/04/23 16:31	1

Method: SW846 EPA 7470A - Mercury (CVAA)

Analyte	Result	Qualifier	RL	MDL	Unit	D	Prepared	Analyzed	Dil Fac
Mercury	<0.00013		0.00020	0.00013	mg/L		03/09/23 09:25	03/09/23 13:29	1

General Chemistry

Analyte	Result	Qualifier	RL	MDL	Unit	D	Prepared	Analyzed	Dil Fac
Sulfide (SW846 EPA 9034)	<2.1	cn	3.0	2.1	mg/L		02/28/23 09:29	02/28/23 15:54	1
Total Dissolved Solids (SM 2540C)	230		10	10	mg/L			03/01/23 14:28	1
Ferric Iron (SM 3500)	33		0.050	0.0061	mg/L			03/22/23 11:28	1
Total Alkalinity as CaCO3 to pH 4.5 (SM18 SM2320 B)	24		5.0	5.0	mg/L			02/27/23 17:19	1
Bicarbonate Alkalinity as CaCO3 (SM18 SM2320 B)	24		5.0	5.0	mg/L			02/27/23 17:19	1
Carbonate Alkalinity as CaCO3 (SM18 SM2320 B)	<5.0		5.0	5.0	mg/L			02/27/23 17:19	1

Method: EPA Field Sampling - Field Sampling

Analyte	Result	Qualifier	RL	MDL	Unit	D	Prepared	Analyzed	Dil Fac
pH	5.94				SU			02/23/23 13:10	1
Ferrous Iron	0.0				mg/L			02/23/23 13:10	1

Client Sample Results

Client: Southern Company
Project/Site: CCR Plant Scherer - Ash Pond

Job ID: 680-231076-1

Client Sample ID: SCH-SGWC-14

Lab Sample ID: 680-231076-3

Date Collected: 02/23/23 10:53

Matrix: Water

Date Received: 02/25/23 09:00

Method: EPA 300.0 R2.1 - Anions, Ion Chromatography

Analyte	Result	Qualifier	RL	MDL	Unit	D	Prepared	Analyzed	Dil Fac
Chloride	12		1.0	0.71	mg/L			03/04/23 21:25	1
Fluoride	0.068	J	0.10	0.026	mg/L			03/04/23 21:25	1
Sulfate	210		1.0	0.76	mg/L			03/04/23 21:25	1

Method: SW846 EPA 6020B - Metals (ICP/MS) - Total Recoverable

Analyte	Result	Qualifier	RL	MDL	Unit	D	Prepared	Analyzed	Dil Fac
Antimony	<0.00097		0.0020	0.00097	mg/L		03/03/23 12:40	03/04/23 16:34	1
Arsenic	<0.00028		0.0010	0.00028	mg/L		03/03/23 12:40	03/04/23 16:34	1
Barium	0.038		0.010	0.0031	mg/L		03/03/23 12:40	03/04/23 16:34	1
Beryllium	<0.00027		0.0025	0.00027	mg/L		03/03/23 12:40	03/04/23 16:34	1
Boron	1.7		0.080	0.060	mg/L		03/30/23 11:14	03/31/23 16:11	1
Cadmium	<0.00022		0.0025	0.00022	mg/L		03/03/23 12:40	03/04/23 16:34	1
Calcium	37		0.50	0.13	mg/L		03/03/23 12:40	03/04/23 16:34	1
Chromium	<0.0015		0.0020	0.0015	mg/L		03/03/23 12:40	03/04/23 16:34	1
Cobalt	0.0047		0.0025	0.00026	mg/L		03/03/23 12:40	03/04/23 16:34	1
Iron	0.086		0.050	0.028	mg/L		03/03/23 12:40	03/04/23 16:34	1
Lead	<0.00038		0.0010	0.00038	mg/L		03/03/23 12:40	03/04/23 16:34	1
Lithium	<0.0013		0.0050	0.0013	mg/L		03/03/23 12:40	03/04/23 16:34	1
Magnesium	18		0.50	0.050	mg/L		03/03/23 12:40	03/04/23 16:34	1
Manganese	0.16		0.0050	0.0013	mg/L		03/03/23 12:40	03/04/23 16:34	1
Molybdenum	<0.00061		0.015	0.00061	mg/L		03/03/23 12:40	03/04/23 16:34	1
Potassium	1.7		0.50	0.16	mg/L		03/03/23 12:40	03/04/23 16:34	1
Selenium	<0.00074		0.0050	0.00074	mg/L		03/03/23 12:40	03/04/23 16:34	1
Sodium	24		0.50	0.18	mg/L		03/03/23 12:40	03/04/23 16:34	1
Thallium	<0.00047		0.0010	0.00047	mg/L		03/03/23 12:40	03/04/23 16:34	1

Method: SW846 EPA 7470A - Mercury (CVAA)

Analyte	Result	Qualifier	RL	MDL	Unit	D	Prepared	Analyzed	Dil Fac
Mercury	<0.00013		0.00020	0.00013	mg/L		03/09/23 09:25	03/09/23 13:33	1

General Chemistry

Analyte	Result	Qualifier	RL	MDL	Unit	D	Prepared	Analyzed	Dil Fac
Sulfide (SW846 EPA 9034)	<2.1	cn	3.0	2.1	mg/L		02/28/23 09:29	02/28/23 15:56	1
Total Dissolved Solids (SM 2540C)	390		10	10	mg/L			03/01/23 14:28	1
Ferric Iron (SM 3500)	0.086		0.050	0.0061	mg/L			03/22/23 11:28	1
Total Alkalinity as CaCO3 to pH 4.5 (SM18 SM2320 B)	20		5.0	5.0	mg/L			02/27/23 17:28	1
Bicarbonate Alkalinity as CaCO3 (SM18 SM2320 B)	20		5.0	5.0	mg/L			02/27/23 17:28	1
Carbonate Alkalinity as CaCO3 (SM18 SM2320 B)	<5.0		5.0	5.0	mg/L			02/27/23 17:28	1

Method: EPA Field Sampling - Field Sampling

Analyte	Result	Qualifier	RL	MDL	Unit	D	Prepared	Analyzed	Dil Fac
pH	5.72				SU			02/23/23 10:53	1
Ferrous Iron	0.0				mg/L			02/23/23 10:53	1

Eurofins Savannah

Client Sample Results

Client: Southern Company
Project/Site: CCR Plant Scherer - Ash Pond

Job ID: 680-231076-1

Client Sample ID: SCH-SGWC-15

Lab Sample ID: 680-231076-4

Date Collected: 02/23/23 13:08

Matrix: Water

Date Received: 02/25/23 09:00

Method: EPA 300.0 R2.1 - Anions, Ion Chromatography

Analyte	Result	Qualifier	RL	MDL	Unit	D	Prepared	Analyzed	Dil Fac
Chloride	11		1.0	0.71	mg/L			03/04/23 21:44	1
Fluoride	0.11		0.10	0.026	mg/L			03/04/23 21:44	1
Sulfate	190		1.0	0.76	mg/L			03/04/23 21:44	1

Method: SW846 EPA 6020B - Metals (ICP/MS) - Total Recoverable

Analyte	Result	Qualifier	RL	MDL	Unit	D	Prepared	Analyzed	Dil Fac
Antimony	<0.00097		0.0020	0.00097	mg/L		03/03/23 12:40	03/04/23 16:38	1
Arsenic	0.0012		0.0010	0.00028	mg/L		03/03/23 12:40	03/04/23 16:38	1
Barium	0.023		0.010	0.0031	mg/L		03/03/23 12:40	03/04/23 16:38	1
Beryllium	0.00038	J	0.0025	0.00027	mg/L		03/03/23 12:40	03/04/23 16:38	1
Boron	2.2		0.080	0.060	mg/L		03/30/23 11:14	03/31/23 15:16	1
Cadmium	0.00023	J	0.0025	0.00022	mg/L		03/03/23 12:40	03/04/23 16:38	1
Calcium	14		0.50	0.13	mg/L		03/03/23 12:40	03/04/23 16:38	1
Chromium	0.029		0.0020	0.0015	mg/L		03/03/23 12:40	03/04/23 16:38	1
Cobalt	0.23		0.0025	0.00026	mg/L		03/03/23 12:40	03/04/23 16:38	1
Iron	0.028	J	0.050	0.028	mg/L		03/03/23 12:40	03/04/23 16:38	1
Lead	<0.00038		0.0010	0.00038	mg/L		03/03/23 12:40	03/04/23 16:38	1
Lithium	0.0022	J	0.0050	0.0013	mg/L		03/03/23 12:40	03/04/23 16:38	1
Magnesium	13		0.50	0.050	mg/L		03/03/23 12:40	03/04/23 16:38	1
Manganese	3.1		0.0050	0.0013	mg/L		03/03/23 12:40	03/04/23 16:38	1
Molybdenum	<0.00061		0.015	0.00061	mg/L		03/03/23 12:40	03/04/23 16:38	1
Potassium	4.3		0.50	0.16	mg/L		03/03/23 12:40	03/04/23 16:38	1
Selenium	<0.00074		0.0050	0.00074	mg/L		03/03/23 12:40	03/04/23 16:38	1
Sodium	41		0.50	0.18	mg/L		03/03/23 12:40	03/04/23 16:38	1
Thallium	<0.00047		0.0010	0.00047	mg/L		03/03/23 12:40	03/04/23 16:38	1

Method: SW846 EPA 7470A - Mercury (CVAA)

Analyte	Result	Qualifier	RL	MDL	Unit	D	Prepared	Analyzed	Dil Fac
Mercury	<0.00013		0.00020	0.00013	mg/L		03/09/23 09:25	03/09/23 13:34	1

General Chemistry

Analyte	Result	Qualifier	RL	MDL	Unit	D	Prepared	Analyzed	Dil Fac
Sulfide (SW846 EPA 9034)	<2.1	cn	3.0	2.1	mg/L		02/28/23 09:29	02/28/23 15:57	1
Total Dissolved Solids (SM 2540C)	300		10	10	mg/L			03/02/23 17:58	1
Ferric Iron (SM 3500)	0.028	J	0.050	0.0061	mg/L			03/22/23 11:28	1
Total Alkalinity as CaCO3 to pH 4.5 (SM18 SM2320 B)	<5.0		5.0	5.0	mg/L			02/27/23 17:33	1
Bicarbonate Alkalinity as CaCO3 (SM18 SM2320 B)	<5.0		5.0	5.0	mg/L			02/27/23 17:33	1
Carbonate Alkalinity as CaCO3 (SM18 SM2320 B)	<5.0		5.0	5.0	mg/L			02/27/23 17:33	1

Method: EPA Field Sampling - Field Sampling

Analyte	Result	Qualifier	RL	MDL	Unit	D	Prepared	Analyzed	Dil Fac
pH	4.59				SU			02/23/23 13:08	1
Ferrous Iron	0.0				mg/L			02/23/23 13:08	1

Eurofins Savannah

Client Sample Results

Client: Southern Company
Project/Site: CCR Plant Scherer - Ash Pond

Job ID: 680-231076-1

Client Sample ID: SCH-SGWC-16

Lab Sample ID: 680-231076-5

Date Collected: 02/23/23 15:24

Matrix: Water

Date Received: 02/25/23 09:00

Method: EPA 300.0 R2.1 - Anions, Ion Chromatography

Analyte	Result	Qualifier	RL	MDL	Unit	D	Prepared	Analyzed	Dil Fac
Chloride	9.8		1.0	0.71	mg/L			03/04/23 22:02	1
Fluoride	0.045	J	0.10	0.026	mg/L			03/04/23 22:02	1
Sulfate	55		1.0	0.76	mg/L			03/04/23 22:02	1

Method: SW846 EPA 6020B - Metals (ICP/MS) - Total Recoverable

Analyte	Result	Qualifier	RL	MDL	Unit	D	Prepared	Analyzed	Dil Fac
Antimony	<0.00097		0.0020	0.00097	mg/L		03/03/23 12:40	03/04/23 16:42	1
Arsenic	<0.00028		0.0010	0.00028	mg/L		03/03/23 12:40	03/04/23 16:42	1
Barium	0.035		0.010	0.0031	mg/L		03/03/23 12:40	03/04/23 16:42	1
Beryllium	<0.00027		0.0025	0.00027	mg/L		03/03/23 12:40	03/04/23 16:42	1
Boron	0.87	B	0.080	0.060	mg/L		03/03/23 12:40	03/25/23 12:54	1
Cadmium	<0.00022		0.0025	0.00022	mg/L		03/03/23 12:40	03/04/23 16:42	1
Calcium	1.3		0.50	0.13	mg/L		03/03/23 12:40	03/04/23 16:42	1
Chromium	0.012		0.0020	0.0015	mg/L		03/03/23 12:40	03/04/23 16:42	1
Cobalt	0.0056		0.0025	0.00026	mg/L		03/03/23 12:40	03/04/23 16:42	1
Iron	<0.028		0.050	0.028	mg/L		03/03/23 12:40	03/04/23 16:42	1
Lead	<0.00038		0.0010	0.00038	mg/L		03/03/23 12:40	03/04/23 16:42	1
Lithium	<0.0013		0.0050	0.0013	mg/L		03/03/23 12:40	03/04/23 16:42	1
Magnesium	0.75		0.50	0.050	mg/L		03/03/23 12:40	03/04/23 16:42	1
Manganese	0.031		0.0050	0.0013	mg/L		03/03/23 12:40	03/04/23 16:42	1
Molybdenum	<0.00061		0.015	0.00061	mg/L		03/03/23 12:40	03/04/23 16:42	1
Potassium	0.61		0.50	0.16	mg/L		03/03/23 12:40	03/04/23 16:42	1
Selenium	0.00093	J	0.0050	0.00074	mg/L		03/03/23 12:40	03/04/23 16:42	1
Sodium	30		0.50	0.18	mg/L		03/03/23 12:40	03/04/23 16:42	1
Thallium	<0.00047		0.0010	0.00047	mg/L		03/03/23 12:40	03/04/23 16:42	1

Method: SW846 EPA 7470A - Mercury (CVAA)

Analyte	Result	Qualifier	RL	MDL	Unit	D	Prepared	Analyzed	Dil Fac
Mercury	<0.00013		0.00020	0.00013	mg/L		03/09/23 09:25	03/09/23 13:35	1

General Chemistry

Analyte	Result	Qualifier	RL	MDL	Unit	D	Prepared	Analyzed	Dil Fac
Sulfide (SW846 EPA 9034)	<2.1	cn	3.0	2.1	mg/L		02/28/23 09:29	02/28/23 15:58	1
Total Dissolved Solids (SM 2540C)	130		10	10	mg/L			03/02/23 17:58	1
Ferric Iron (SM 3500)	<0.0061		0.050	0.0061	mg/L			03/22/23 11:28	1
Total Alkalinity as CaCO3 to pH 4.5 (SM18 SM2320 B)	7.7		5.0	5.0	mg/L			02/27/23 17:37	1
Bicarbonate Alkalinity as CaCO3 (SM18 SM2320 B)	7.7		5.0	5.0	mg/L			02/27/23 17:37	1
Carbonate Alkalinity as CaCO3 (SM18 SM2320 B)	<5.0		5.0	5.0	mg/L			02/27/23 17:37	1

Method: EPA Field Sampling - Field Sampling

Analyte	Result	Qualifier	RL	MDL	Unit	D	Prepared	Analyzed	Dil Fac
pH	5.13				SU			02/23/23 15:24	1
Ferrous Iron	0.0				mg/L			02/23/23 15:24	1

Eurofins Savannah

Client Sample Results

Client: Southern Company
Project/Site: CCR Plant Scherer - Ash Pond

Job ID: 680-231076-1

Client Sample ID: SCH-SGWC-21

Lab Sample ID: 680-231076-6

Date Collected: 02/23/23 09:00

Matrix: Water

Date Received: 02/25/23 09:00

Method: EPA 300.0 R2.1 - Anions, Ion Chromatography

Analyte	Result	Qualifier	RL	MDL	Unit	D	Prepared	Analyzed	Dil Fac
Chloride	8.9		1.0	0.71	mg/L			03/04/23 22:20	1
Fluoride	0.087	J	0.10	0.026	mg/L			03/04/23 22:20	1
Sulfate	120		1.0	0.76	mg/L			03/04/23 22:20	1

Method: SW846 EPA 6020B - Metals (ICP/MS) - Total Recoverable

Analyte	Result	Qualifier	RL	MDL	Unit	D	Prepared	Analyzed	Dil Fac
Antimony	<0.00097		0.0020	0.00097	mg/L		03/03/23 12:40	03/04/23 16:45	1
Arsenic	<0.00028		0.0010	0.00028	mg/L		03/03/23 12:40	03/04/23 16:45	1
Barium	0.10		0.010	0.0031	mg/L		03/03/23 12:40	03/04/23 16:45	1
Beryllium	<0.00027		0.0025	0.00027	mg/L		03/03/23 12:40	03/04/23 16:45	1
Boron	1.3		0.080	0.060	mg/L		03/30/23 11:14	03/31/23 16:15	1
Cadmium	<0.00022		0.0025	0.00022	mg/L		03/03/23 12:40	03/04/23 16:45	1
Calcium	34		0.50	0.13	mg/L		03/03/23 12:40	03/04/23 16:45	1
Chromium	<0.0015		0.0020	0.0015	mg/L		03/03/23 12:40	03/04/23 16:45	1
Cobalt	<0.00026		0.0025	0.00026	mg/L		03/03/23 12:40	03/04/23 16:45	1
Iron	0.053		0.050	0.028	mg/L		03/03/23 12:40	03/04/23 16:45	1
Lead	<0.00038		0.0010	0.00038	mg/L		03/03/23 12:40	03/04/23 16:45	1
Lithium	<0.0013		0.0050	0.0013	mg/L		03/03/23 12:40	03/04/23 16:45	1
Magnesium	12		0.50	0.050	mg/L		03/03/23 12:40	03/04/23 16:45	1
Manganese	0.044		0.0050	0.0013	mg/L		03/03/23 12:40	03/04/23 16:45	1
Molybdenum	<0.00061		0.015	0.00061	mg/L		03/03/23 12:40	03/04/23 16:45	1
Potassium	1.5		0.50	0.16	mg/L		03/03/23 12:40	03/04/23 16:45	1
Selenium	<0.00074		0.0050	0.00074	mg/L		03/03/23 12:40	03/04/23 16:45	1
Sodium	55		0.50	0.18	mg/L		03/03/23 12:40	03/04/23 16:45	1
Thallium	<0.00047		0.0010	0.00047	mg/L		03/03/23 12:40	03/04/23 16:45	1

Method: SW846 EPA 7470A - Mercury (CVAA)

Analyte	Result	Qualifier	RL	MDL	Unit	D	Prepared	Analyzed	Dil Fac
Mercury	<0.00013		0.00020	0.00013	mg/L		03/09/23 09:25	03/09/23 13:36	1

General Chemistry

Analyte	Result	Qualifier	RL	MDL	Unit	D	Prepared	Analyzed	Dil Fac
Sulfide (SW846 EPA 9034)	<2.1	cn	3.0	2.1	mg/L		02/28/23 09:29	02/28/23 16:00	1
Total Dissolved Solids (SM 2540C)	350		10	10	mg/L			03/02/23 17:58	1
Ferric Iron (SM 3500)	0.053		0.050	0.0061	mg/L			03/22/23 11:28	1
Total Alkalinity as CaCO3 to pH 4.5 (SM18 SM2320 B)	150		5.0	5.0	mg/L			02/27/23 17:41	1
Bicarbonate Alkalinity as CaCO3 (SM18 SM2320 B)	150		5.0	5.0	mg/L			02/27/23 17:41	1
Carbonate Alkalinity as CaCO3 (SM18 SM2320 B)	<5.0		5.0	5.0	mg/L			02/27/23 17:41	1

Method: EPA Field Sampling - Field Sampling

Analyte	Result	Qualifier	RL	MDL	Unit	D	Prepared	Analyzed	Dil Fac
pH	6.19				SU			02/23/23 09:00	1
Ferrous Iron	0.0				mg/L			02/23/23 09:00	1

Eurofins Savannah

Client Sample Results

Client: Southern Company
Project/Site: CCR Plant Scherer - Ash Pond

Job ID: 680-231076-1

Client Sample ID: SCH-SGWC-22

Lab Sample ID: 680-231076-7

Date Collected: 02/23/23 12:37

Matrix: Water

Date Received: 02/25/23 09:00

Method: EPA 300.0 R2.1 - Anions, Ion Chromatography

Analyte	Result	Qualifier	RL	MDL	Unit	D	Prepared	Analyzed	Dil Fac
Chloride	11		1.0	0.71	mg/L			03/05/23 00:48	1
Fluoride	0.075	J	0.10	0.026	mg/L			03/05/23 00:48	1
Sulfate	120		1.0	0.76	mg/L			03/05/23 00:48	1

Method: SW846 EPA 6020B - Metals (ICP/MS) - Total Recoverable

Analyte	Result	Qualifier	RL	MDL	Unit	D	Prepared	Analyzed	Dil Fac
Antimony	<0.00097		0.0020	0.00097	mg/L		03/08/23 09:05	03/22/23 15:20	1
Arsenic	<0.00028		0.0010	0.00028	mg/L		03/08/23 09:05	03/22/23 15:20	1
Barium	0.082		0.010	0.0031	mg/L		03/08/23 09:05	03/22/23 15:20	1
Beryllium	<0.00027		0.0025	0.00027	mg/L		03/08/23 09:05	03/22/23 15:20	1
Boron	0.63	^+ ^6+	0.080	0.060	mg/L		03/08/23 09:05	04/07/23 12:11	1
Cadmium	<0.00022		0.0025	0.00022	mg/L		03/08/23 09:05	03/22/23 15:20	1
Calcium	34		0.50	0.13	mg/L		03/08/23 09:05	03/22/23 15:20	1
Chromium	<0.0015		0.0020	0.0015	mg/L		03/08/23 09:05	03/22/23 15:20	1
Cobalt	0.00069	J	0.0025	0.00026	mg/L		03/08/23 09:05	03/22/23 15:20	1
Iron	0.22		0.050	0.028	mg/L		03/08/23 09:05	03/22/23 15:20	1
Lead	<0.00038		0.0010	0.00038	mg/L		03/08/23 09:05	03/22/23 15:20	1
Lithium	0.0019	J	0.0050	0.0013	mg/L		03/08/23 09:05	03/22/23 15:20	1
Magnesium	16		0.50	0.050	mg/L		03/08/23 09:05	03/22/23 15:20	1
Manganese	0.15		0.0050	0.0013	mg/L		03/08/23 09:05	03/22/23 15:20	1
Molybdenum	<0.00061		0.015	0.00061	mg/L		03/08/23 09:05	03/22/23 15:20	1
Potassium	2.9		0.50	0.16	mg/L		03/08/23 09:05	03/22/23 15:20	1
Selenium	<0.00074		0.0050	0.00074	mg/L		03/08/23 09:05	03/22/23 15:20	1
Sodium	20		0.50	0.18	mg/L		03/08/23 09:05	03/22/23 15:20	1
Thallium	<0.00047		0.0010	0.00047	mg/L		03/08/23 09:05	03/22/23 15:20	1

Method: SW846 EPA 7470A - Mercury (CVAA)

Analyte	Result	Qualifier	RL	MDL	Unit	D	Prepared	Analyzed	Dil Fac
Mercury	<0.00013		0.00020	0.00013	mg/L		03/09/23 09:25	03/09/23 13:37	1

General Chemistry

Analyte	Result	Qualifier	RL	MDL	Unit	D	Prepared	Analyzed	Dil Fac
Sulfide (SW846 EPA 9034)	100		3.0	2.1	mg/L		02/28/23 09:29	02/28/23 16:01	1
Total Dissolved Solids (SM 2540C)	260		10	10	mg/L			03/02/23 17:58	1
Ferric Iron (SM 3500)	0.22		0.050	0.0061	mg/L			03/22/23 08:58	1
Total Alkalinity as CaCO3 to pH 4.5 (SM18 SM2320 B)	57		5.0	5.0	mg/L			02/27/23 17:46	1
Bicarbonate Alkalinity as CaCO3 (SM18 SM2320 B)	57		5.0	5.0	mg/L			02/27/23 17:46	1
Carbonate Alkalinity as CaCO3 (SM18 SM2320 B)	<5.0		5.0	5.0	mg/L			02/27/23 17:46	1

Method: EPA Field Sampling - Field Sampling

Analyte	Result	Qualifier	RL	MDL	Unit	D	Prepared	Analyzed	Dil Fac
pH	5.72				SU			02/23/23 12:37	1
Ferrous Iron	0.0				mg/L			02/23/23 12:37	1

Eurofins Savannah

Client Sample Results

Client: Southern Company
Project/Site: CCR Plant Scherer - Ash Pond

Job ID: 680-231076-1

Client Sample ID: SCH-SGWC-23

Lab Sample ID: 680-231076-8

Date Collected: 02/23/23 10:47

Matrix: Water

Date Received: 02/25/23 09:00

Method: EPA 300.0 R2.1 - Anions, Ion Chromatography

Analyte	Result	Qualifier	RL	MDL	Unit	D	Prepared	Analyzed	Dil Fac
Chloride	12		1.0	0.71	mg/L			03/05/23 01:07	1
Fluoride	0.089	J	0.10	0.026	mg/L			03/05/23 01:07	1
Sulfate	64		1.0	0.76	mg/L			03/05/23 01:07	1

Method: SW846 EPA 6020B - Metals (ICP/MS) - Total Recoverable

Analyte	Result	Qualifier	RL	MDL	Unit	D	Prepared	Analyzed	Dil Fac
Antimony	<0.00097		0.0020	0.00097	mg/L		03/08/23 09:05	03/22/23 15:39	1
Arsenic	<0.00028		0.0010	0.00028	mg/L		03/08/23 09:05	03/22/23 15:39	1
Barium	0.060		0.010	0.0031	mg/L		03/08/23 09:05	03/22/23 15:39	1
Beryllium	<0.00027		0.0025	0.00027	mg/L		03/08/23 09:05	03/22/23 15:39	1
Boron	0.81		0.080	0.060	mg/L		03/08/23 09:05	04/07/23 12:22	1
Cadmium	<0.00022		0.0025	0.00022	mg/L		03/08/23 09:05	03/22/23 15:39	1
Calcium	22		0.50	0.13	mg/L		03/08/23 09:05	03/22/23 15:39	1
Chromium	0.0016	J	0.0020	0.0015	mg/L		03/08/23 09:05	03/22/23 15:39	1
Cobalt	<0.00026		0.0025	0.00026	mg/L		03/08/23 09:05	03/22/23 15:39	1
Iron	<0.028		0.050	0.028	mg/L		03/08/23 09:05	03/22/23 15:39	1
Lead	<0.00038		0.0010	0.00038	mg/L		03/08/23 09:05	03/22/23 15:39	1
Lithium	0.0042	J	0.0050	0.0013	mg/L		03/08/23 09:05	03/22/23 15:39	1
Magnesium	10		0.50	0.050	mg/L		03/08/23 09:05	03/22/23 15:39	1
Manganese	<0.0013		0.0050	0.0013	mg/L		03/08/23 09:05	03/22/23 15:39	1
Molybdenum	0.00062	J	0.015	0.00061	mg/L		03/08/23 09:05	03/22/23 15:39	1
Potassium	1.6		0.50	0.16	mg/L		03/08/23 09:05	03/22/23 15:39	1
Selenium	0.00075	J	0.0050	0.00074	mg/L		03/08/23 09:05	03/22/23 15:39	1
Sodium	23		0.50	0.18	mg/L		03/08/23 09:05	03/22/23 15:39	1
Thallium	<0.00047		0.0010	0.00047	mg/L		03/08/23 09:05	03/22/23 15:39	1

Method: SW846 EPA 7470A - Mercury (CVAA)

Analyte	Result	Qualifier	RL	MDL	Unit	D	Prepared	Analyzed	Dil Fac
Mercury	<0.00013		0.00020	0.00013	mg/L		03/09/23 09:25	03/09/23 13:39	1

General Chemistry

Analyte	Result	Qualifier	RL	MDL	Unit	D	Prepared	Analyzed	Dil Fac
Sulfide (SW846 EPA 9034)	<2.1	cn	3.0	2.1	mg/L		02/28/23 09:29	02/28/23 16:05	1
Total Dissolved Solids (SM 2540C)	210		10	10	mg/L			03/02/23 17:58	1
Ferric Iron (SM 3500)	<0.0061		0.050	0.0061	mg/L			03/22/23 08:58	1
Total Alkalinity as CaCO3 to pH 4.5 (SM18 SM2320 B)	68		5.0	5.0	mg/L			02/27/23 18:00	1
Bicarbonate Alkalinity as CaCO3 (SM18 SM2320 B)	68		5.0	5.0	mg/L			02/27/23 18:00	1
Carbonate Alkalinity as CaCO3 (SM18 SM2320 B)	<5.0		5.0	5.0	mg/L			02/27/23 18:00	1

Method: EPA Field Sampling - Field Sampling

Analyte	Result	Qualifier	RL	MDL	Unit	D	Prepared	Analyzed	Dil Fac
pH	6.00				SU			02/23/23 10:47	1
Ferrous Iron	0.0				mg/L			02/23/23 10:47	1

Eurofins Savannah

Client Sample Results

Client: Southern Company
Project/Site: CCR Plant Scherer - Ash Pond

Job ID: 680-231076-1

Client Sample ID: SCH-SGWA-24

Lab Sample ID: 680-231076-9

Date Collected: 02/23/23 11:10

Matrix: Water

Date Received: 02/25/23 09:00

Method: EPA 300.0 R2.1 - Anions, Ion Chromatography

Analyte	Result	Qualifier	RL	MDL	Unit	D	Prepared	Analyzed	Dil Fac
Chloride	3.3		1.0	0.71	mg/L			03/05/23 01:25	1
Fluoride	0.074	J	0.10	0.026	mg/L			03/05/23 01:25	1
Sulfate	1.6		1.0	0.76	mg/L			03/05/23 01:25	1

Method: SW846 EPA 6020B - Metals (ICP/MS) - Total Recoverable

Analyte	Result	Qualifier	RL	MDL	Unit	D	Prepared	Analyzed	Dil Fac
Antimony	<0.00097		0.0020	0.00097	mg/L		03/08/23 09:05	03/22/23 15:42	1
Arsenic	<0.00028		0.0010	0.00028	mg/L		03/08/23 09:05	03/22/23 15:42	1
Barium	0.028		0.010	0.0031	mg/L		03/08/23 09:05	03/22/23 15:42	1
Beryllium	<0.00027		0.0025	0.00027	mg/L		03/08/23 09:05	03/22/23 15:42	1
Boron	0.18		0.080	0.060	mg/L		03/08/23 09:05	04/07/23 12:25	1
Cadmium	<0.00022		0.0025	0.00022	mg/L		03/08/23 09:05	03/22/23 15:42	1
Calcium	17		0.50	0.13	mg/L		03/08/23 09:05	03/22/23 15:42	1
Chromium	0.0058		0.0020	0.0015	mg/L		03/08/23 09:05	03/22/23 15:42	1
Cobalt	<0.00026		0.0025	0.00026	mg/L		03/08/23 09:05	03/22/23 15:42	1
Iron	0.16		0.050	0.028	mg/L		03/08/23 09:05	03/22/23 15:42	1
Lead	<0.00038		0.0010	0.00038	mg/L		03/08/23 09:05	03/22/23 15:42	1
Lithium	0.0022	J	0.0050	0.0013	mg/L		03/08/23 09:05	03/22/23 15:42	1
Magnesium	8.2		0.50	0.050	mg/L		03/08/23 09:05	03/22/23 15:42	1
Manganese	0.015		0.0050	0.0013	mg/L		03/08/23 09:05	03/22/23 15:42	1
Molybdenum	<0.00061		0.015	0.00061	mg/L		03/08/23 09:05	03/22/23 15:42	1
Potassium	1.0		0.50	0.16	mg/L		03/08/23 09:05	03/22/23 15:42	1
Selenium	<0.00074		0.0050	0.00074	mg/L		03/08/23 09:05	03/22/23 15:42	1
Sodium	6.9		0.50	0.18	mg/L		03/08/23 09:05	03/22/23 15:42	1
Thallium	<0.00047		0.0010	0.00047	mg/L		03/08/23 09:05	03/22/23 15:42	1

Method: SW846 EPA 7470A - Mercury (CVAA)

Analyte	Result	Qualifier	RL	MDL	Unit	D	Prepared	Analyzed	Dil Fac
Mercury	<0.00013		0.00020	0.00013	mg/L		03/09/23 09:25	03/09/23 13:40	1

General Chemistry

Analyte	Result	Qualifier	RL	MDL	Unit	D	Prepared	Analyzed	Dil Fac
Sulfide (SW846 EPA 9034)	<2.1	cn	3.0	2.1	mg/L		02/28/23 09:29	02/28/23 16:07	1
Total Dissolved Solids (SM 2540C)	130		10	10	mg/L			03/02/23 17:58	1
Ferric Iron (SM 3500)	0.16		0.050	0.0061	mg/L			03/22/23 08:58	1
Total Alkalinity as CaCO3 to pH 4.5 (SM18 SM2320 B)	110		5.0	5.0	mg/L			02/27/23 18:10	1
Bicarbonate Alkalinity as CaCO3 (SM18 SM2320 B)	110		5.0	5.0	mg/L			02/27/23 18:10	1
Carbonate Alkalinity as CaCO3 (SM18 SM2320 B)	<5.0		5.0	5.0	mg/L			02/27/23 18:10	1

Method: EPA Field Sampling - Field Sampling

Analyte	Result	Qualifier	RL	MDL	Unit	D	Prepared	Analyzed	Dil Fac
pH	6.33				SU			02/23/23 11:10	1
Ferrous Iron	0.0				mg/L			02/23/23 11:10	1

Eurofins Savannah

Client Sample Results

Client: Southern Company
Project/Site: CCR Plant Scherer - Ash Pond

Job ID: 680-231076-1

Client Sample ID: SCH-SGWA-25

Lab Sample ID: 680-231076-10

Date Collected: 02/23/23 09:35

Matrix: Water

Date Received: 02/25/23 09:00

Method: EPA 300.0 R2.1 - Anions, Ion Chromatography

Analyte	Result	Qualifier	RL	MDL	Unit	D	Prepared	Analyzed	Dil Fac
Chloride	1.9		1.0	0.71	mg/L			03/05/23 01:44	1
Fluoride	0.075	J	0.10	0.026	mg/L			03/05/23 01:44	1
Sulfate	1.3		1.0	0.76	mg/L			03/05/23 01:44	1

Method: SW846 EPA 6020B - Metals (ICP/MS) - Total Recoverable

Analyte	Result	Qualifier	RL	MDL	Unit	D	Prepared	Analyzed	Dil Fac
Antimony	<0.00097		0.0020	0.00097	mg/L		03/08/23 09:05	03/22/23 15:46	1
Arsenic	<0.00028		0.0010	0.00028	mg/L		03/08/23 09:05	03/22/23 15:46	1
Barium	0.026		0.010	0.0031	mg/L		03/08/23 09:05	03/22/23 15:46	1
Beryllium	<0.00027		0.0025	0.00027	mg/L		03/08/23 09:05	03/22/23 15:46	1
Boron	0.10		0.080	0.060	mg/L		03/08/23 09:05	04/07/23 12:29	1
Cadmium	<0.00022		0.0025	0.00022	mg/L		03/08/23 09:05	03/22/23 15:46	1
Calcium	9.6		0.50	0.13	mg/L		03/08/23 09:05	03/22/23 15:46	1
Chromium	0.0025		0.0020	0.0015	mg/L		03/08/23 09:05	03/22/23 15:46	1
Cobalt	<0.00026		0.0025	0.00026	mg/L		03/08/23 09:05	03/22/23 15:46	1
Iron	0.098		0.050	0.028	mg/L		03/08/23 09:05	03/22/23 15:46	1
Lead	<0.00038		0.0010	0.00038	mg/L		03/08/23 09:05	03/22/23 15:46	1
Lithium	0.0020	J	0.0050	0.0013	mg/L		03/08/23 09:05	03/22/23 15:46	1
Magnesium	6.4		0.50	0.050	mg/L		03/08/23 09:05	03/22/23 15:46	1
Manganese	0.0087		0.0050	0.0013	mg/L		03/08/23 09:05	03/22/23 15:46	1
Molybdenum	<0.00061		0.015	0.00061	mg/L		03/08/23 09:05	03/22/23 15:46	1
Potassium	0.69		0.50	0.16	mg/L		03/08/23 09:05	03/22/23 15:46	1
Selenium	<0.00074		0.0050	0.00074	mg/L		03/08/23 09:05	03/22/23 15:46	1
Sodium	4.4		0.50	0.18	mg/L		03/08/23 09:05	03/22/23 15:46	1
Thallium	<0.00047		0.0010	0.00047	mg/L		03/08/23 09:05	03/22/23 15:46	1

Method: SW846 EPA 7470A - Mercury (CVAA)

Analyte	Result	Qualifier	RL	MDL	Unit	D	Prepared	Analyzed	Dil Fac
Mercury	<0.00013		0.00020	0.00013	mg/L		03/09/23 09:25	03/09/23 13:41	1

General Chemistry

Analyte	Result	Qualifier	RL	MDL	Unit	D	Prepared	Analyzed	Dil Fac
Sulfide (SW846 EPA 9034)	<2.1	cn	3.0	2.1	mg/L		02/28/23 09:29	02/28/23 16:08	1
Total Dissolved Solids (SM 2540C)	90		10	10	mg/L			03/02/23 17:58	1
Ferric Iron (SM 3500)	0.098		0.050	0.0061	mg/L			03/29/23 07:28	1
Total Alkalinity as CaCO3 to pH 4.5 (SM18 SM2320 B)	64		5.0	5.0	mg/L			02/27/23 18:15	1
Bicarbonate Alkalinity as CaCO3 (SM18 SM2320 B)	64		5.0	5.0	mg/L			02/27/23 18:15	1
Carbonate Alkalinity as CaCO3 (SM18 SM2320 B)	<5.0		5.0	5.0	mg/L			02/27/23 18:15	1

Method: EPA Field Sampling - Field Sampling

Analyte	Result	Qualifier	RL	MDL	Unit	D	Prepared	Analyzed	Dil Fac
pH	6.04				SU			02/23/23 09:35	1
Ferrous Iron	0.0				mg/L			02/23/23 09:35	1

Eurofins Savannah

Client Sample Results

Client: Southern Company
Project/Site: CCR Plant Scherer - Ash Pond

Job ID: 680-231076-1

Client Sample ID: SCH-AP1-FB-2

Lab Sample ID: 680-231076-11

Date Collected: 02/23/23 12:45

Matrix: Water

Date Received: 02/25/23 09:00

Method: EPA 300.0 R2.1 - Anions, Ion Chromatography

Analyte	Result	Qualifier	RL	MDL	Unit	D	Prepared	Analyzed	Dil Fac
Chloride	<0.71		1.0	0.71	mg/L			03/05/23 04:11	1
Fluoride	0.028	J F1	0.10	0.026	mg/L			03/05/23 04:11	1
Sulfate	1.2		1.0	0.76	mg/L			03/05/23 04:11	1

Method: SW846 EPA 6020B - Metals (ICP/MS) - Total Recoverable

Analyte	Result	Qualifier	RL	MDL	Unit	D	Prepared	Analyzed	Dil Fac
Antimony	<0.00097		0.0020	0.00097	mg/L		03/08/23 09:05	03/22/23 15:57	1
Arsenic	<0.00028		0.0010	0.00028	mg/L		03/08/23 09:05	03/22/23 15:57	1
Barium	<0.0031		0.010	0.0031	mg/L		03/08/23 09:05	03/22/23 15:57	1
Beryllium	<0.00027		0.0025	0.00027	mg/L		03/08/23 09:05	03/22/23 15:57	1
Boron	<0.060		0.080	0.060	mg/L		03/08/23 09:05	04/07/23 12:44	1
Cadmium	<0.00022		0.0025	0.00022	mg/L		03/08/23 09:05	03/22/23 15:57	1
Calcium	<0.13		0.50	0.13	mg/L		03/08/23 09:05	03/22/23 15:57	1
Chromium	<0.0015		0.0020	0.0015	mg/L		03/08/23 09:05	03/22/23 15:57	1
Cobalt	<0.00026		0.0025	0.00026	mg/L		03/08/23 09:05	03/22/23 15:57	1
Iron	<0.028		0.050	0.028	mg/L		03/08/23 09:05	03/22/23 15:57	1
Lead	<0.00038		0.0010	0.00038	mg/L		03/08/23 09:05	03/22/23 15:57	1
Lithium	<0.0013		0.0050	0.0013	mg/L		03/08/23 09:05	03/22/23 15:57	1
Magnesium	<0.050		0.50	0.050	mg/L		03/08/23 09:05	03/22/23 15:57	1
Manganese	<0.0013		0.0050	0.0013	mg/L		03/08/23 09:05	03/22/23 15:57	1
Molybdenum	<0.00061		0.015	0.00061	mg/L		03/08/23 09:05	03/22/23 15:57	1
Potassium	<0.16		0.50	0.16	mg/L		03/08/23 09:05	03/22/23 15:57	1
Selenium	<0.00074		0.0050	0.00074	mg/L		03/08/23 09:05	03/22/23 15:57	1
Sodium	<0.18		0.50	0.18	mg/L		03/08/23 09:05	03/22/23 15:57	1
Thallium	<0.00047		0.0010	0.00047	mg/L		03/08/23 09:05	03/22/23 15:57	1

Method: SW846 EPA 7470A - Mercury (CVAA)

Analyte	Result	Qualifier	RL	MDL	Unit	D	Prepared	Analyzed	Dil Fac
Mercury	<0.00013		0.00020	0.00013	mg/L		03/09/23 09:25	03/09/23 13:42	1

General Chemistry

Analyte	Result	Qualifier	RL	MDL	Unit	D	Prepared	Analyzed	Dil Fac
Sulfide (SW846 EPA 9034)	<2.1	cn	3.0	2.1	mg/L		02/28/23 09:29	02/28/23 16:09	1
Total Dissolved Solids (SM 2540C)	<10		10	10	mg/L			03/02/23 17:58	1
Total Alkalinity as CaCO3 to pH 4.5 (SM18 SM2320 B)	<5.0		5.0	5.0	mg/L			02/27/23 18:20	1
Bicarbonate Alkalinity as CaCO3 (SM18 SM2320 B)	<5.0		5.0	5.0	mg/L			02/27/23 18:20	1
Carbonate Alkalinity as CaCO3 (SM18 SM2320 B)	<5.0		5.0	5.0	mg/L			02/27/23 18:20	1

Client Sample ID: SCH-AP1-EB-2

Lab Sample ID: 680-231076-12

Date Collected: 02/23/23 16:25

Matrix: Water

Date Received: 02/25/23 09:00

Method: EPA 300.0 R2.1 - Anions, Ion Chromatography

Analyte	Result	Qualifier	RL	MDL	Unit	D	Prepared	Analyzed	Dil Fac
Chloride	<0.71		1.0	0.71	mg/L			03/05/23 02:02	1
Fluoride	0.052	J	0.10	0.026	mg/L			03/05/23 02:02	1
Sulfate	1.1		1.0	0.76	mg/L			03/05/23 02:02	1

Eurofins Savannah

Client Sample Results

Client: Southern Company
 Project/Site: CCR Plant Scherer - Ash Pond

Job ID: 680-231076-1

Client Sample ID: SCH-AP1-EB-2

Lab Sample ID: 680-231076-12

Date Collected: 02/23/23 16:25

Matrix: Water

Date Received: 02/25/23 09:00

Method: SW846 EPA 6020B - Metals (ICP/MS) - Total Recoverable

Analyte	Result	Qualifier	RL	MDL	Unit	D	Prepared	Analyzed	Dil Fac
Antimony	<0.00097		0.0020	0.00097	mg/L		03/08/23 09:05	03/22/23 16:19	1
Arsenic	<0.00028		0.0010	0.00028	mg/L		03/08/23 09:05	03/22/23 16:19	1
Barium	<0.0031		0.010	0.0031	mg/L		03/08/23 09:05	03/22/23 16:19	1
Beryllium	<0.00027		0.0025	0.00027	mg/L		03/08/23 09:05	03/22/23 16:19	1
Boron	<0.060		0.080	0.060	mg/L		03/08/23 09:05	04/07/23 12:48	1
Cadmium	<0.00022		0.0025	0.00022	mg/L		03/08/23 09:05	03/22/23 16:19	1
Calcium	<0.13		0.50	0.13	mg/L		03/08/23 09:05	03/22/23 16:19	1
Chromium	<0.0015		0.0020	0.0015	mg/L		03/08/23 09:05	03/22/23 16:19	1
Cobalt	<0.00026		0.0025	0.00026	mg/L		03/08/23 09:05	03/22/23 16:19	1
Iron	<0.028		0.050	0.028	mg/L		03/08/23 09:05	03/22/23 16:19	1
Lead	<0.00038		0.0010	0.00038	mg/L		03/08/23 09:05	03/22/23 16:19	1
Lithium	<0.0013		0.0050	0.0013	mg/L		03/08/23 09:05	03/22/23 16:19	1
Magnesium	<0.050		0.50	0.050	mg/L		03/08/23 09:05	03/22/23 16:19	1
Manganese	<0.0013		0.0050	0.0013	mg/L		03/08/23 09:05	03/22/23 16:19	1
Molybdenum	<0.00061		0.015	0.00061	mg/L		03/08/23 09:05	03/22/23 16:19	1
Potassium	<0.16		0.50	0.16	mg/L		03/08/23 09:05	03/22/23 16:19	1
Selenium	<0.00074		0.0050	0.00074	mg/L		03/08/23 09:05	03/22/23 16:19	1
Sodium	<0.18		0.50	0.18	mg/L		03/08/23 09:05	03/22/23 16:19	1
Thallium	<0.00047		0.0010	0.00047	mg/L		03/08/23 09:05	03/22/23 16:19	1

Method: SW846 EPA 7470A - Mercury (CVAA)

Analyte	Result	Qualifier	RL	MDL	Unit	D	Prepared	Analyzed	Dil Fac
Mercury	<0.00013		0.00020	0.00013	mg/L		03/09/23 09:25	03/09/23 13:43	1

General Chemistry

Analyte	Result	Qualifier	RL	MDL	Unit	D	Prepared	Analyzed	Dil Fac
Sulfide (SW846 EPA 9034)	<2.1	cn	3.0	2.1	mg/L		02/28/23 09:29	02/28/23 16:11	1
Total Dissolved Solids (SM 2540C)	<10	H	10	10	mg/L			03/10/23 16:34	1
Total Alkalinity as CaCO3 to pH 4.5 (SM18 SM2320 B)	<5.0		5.0	5.0	mg/L			02/27/23 18:23	1
Bicarbonate Alkalinity as CaCO3 (SM18 SM2320 B)	<5.0		5.0	5.0	mg/L			02/27/23 18:23	1
Carbonate Alkalinity as CaCO3 (SM18 SM2320 B)	<5.0		5.0	5.0	mg/L			02/27/23 18:23	1

QC Sample Results

Client: Southern Company
Project/Site: CCR Plant Scherer - Ash Pond

Job ID: 680-231076-1

Method: EPA 300.0 R2.1 - Anions, Ion Chromatography

Lab Sample ID: MB 180-428116/36
Matrix: Water
Analysis Batch: 428116

Client Sample ID: Method Blank
Prep Type: Total/NA

Analyte	MB Result	MB Qualifier	RL	MDL	Unit	D	Prepared	Analyzed	Dil Fac
Chloride	<0.71		1.0	0.71	mg/L			03/04/23 22:39	1
Fluoride	<0.026		0.10	0.026	mg/L			03/04/23 22:39	1
Sulfate	<0.76		1.0	0.76	mg/L			03/04/23 22:39	1

Lab Sample ID: MB 180-428116/6
Matrix: Water
Analysis Batch: 428116

Client Sample ID: Method Blank
Prep Type: Total/NA

Analyte	MB Result	MB Qualifier	RL	MDL	Unit	D	Prepared	Analyzed	Dil Fac
Chloride	<0.71		1.0	0.71	mg/L			03/04/23 11:59	1
Fluoride	<0.026		0.10	0.026	mg/L			03/04/23 11:59	1
Sulfate	<0.76		1.0	0.76	mg/L			03/04/23 11:59	1

Lab Sample ID: LCS 180-428116/37
Matrix: Water
Analysis Batch: 428116

Client Sample ID: Lab Control Sample
Prep Type: Total/NA

Analyte	Spike Added	LCS Result	LCS Qualifier	Unit	D	%Rec	%Rec Limits
Chloride	50.0	49.9		mg/L		100	90 - 110
Fluoride	2.50	2.75		mg/L		110	90 - 110
Sulfate	50.0	52.4		mg/L		105	90 - 110

Lab Sample ID: LCS 180-428116/7
Matrix: Water
Analysis Batch: 428116

Client Sample ID: Lab Control Sample
Prep Type: Total/NA

Analyte	Spike Added	LCS Result	LCS Qualifier	Unit	D	%Rec	%Rec Limits
Chloride	50.0	48.9		mg/L		98	90 - 110
Fluoride	2.50	2.62		mg/L		105	90 - 110
Sulfate	50.0	51.4		mg/L		103	90 - 110

Lab Sample ID: 680-231076-11 MS
Matrix: Water
Analysis Batch: 428116

Client Sample ID: SCH-AP1-FB-2
Prep Type: Total/NA

Analyte	Sample Result	Sample Qualifier	Spike Added	MS Result	MS Qualifier	Unit	D	%Rec	%Rec Limits
Chloride	<0.71		50.0	49.2		mg/L		98	90 - 110
Fluoride	0.028	J F1	2.50	2.82	F1	mg/L		112	90 - 110
Sulfate	1.2		50.0	53.0		mg/L		104	90 - 110

Lab Sample ID: 680-231076-11 MSD
Matrix: Water
Analysis Batch: 428116

Client Sample ID: SCH-AP1-FB-2
Prep Type: Total/NA

Analyte	Sample Result	Sample Qualifier	Spike Added	MSD Result	MSD Qualifier	Unit	D	%Rec	%Rec Limits	RPD	RPD Limit
Chloride	<0.71		50.0	49.8		mg/L		100	90 - 110	1	20
Fluoride	0.028	J F1	2.50	2.86	F1	mg/L		113	90 - 110	1	20
Sulfate	1.2		50.0	53.0		mg/L		104	90 - 110	0	20

Eurofins Savannah

QC Sample Results

Client: Southern Company
Project/Site: CCR Plant Scherer - Ash Pond

Job ID: 680-231076-1

Method: EPA 6020B - Metals (ICP/MS)

Lab Sample ID: MB 180-428062/1-A
Matrix: Water
Analysis Batch: 428454

Client Sample ID: Method Blank
Prep Type: Total Recoverable
Prep Batch: 428062

Analyte	MB	MB	RL	MDL	Unit	D	Prepared	Analyzed	Dil Fac
	Result	Qualifier							
Antimony	<0.00097		0.0020	0.00097	mg/L		03/03/23 12:40	03/04/23 14:41	1
Arsenic	<0.00028		0.0010	0.00028	mg/L		03/03/23 12:40	03/04/23 14:41	1
Barium	<0.0031		0.010	0.0031	mg/L		03/03/23 12:40	03/04/23 14:41	1
Beryllium	<0.00027		0.0025	0.00027	mg/L		03/03/23 12:40	03/04/23 14:41	1
Cadmium	<0.00022		0.0025	0.00022	mg/L		03/03/23 12:40	03/04/23 14:41	1
Calcium	<0.13		0.50	0.13	mg/L		03/03/23 12:40	03/04/23 14:41	1
Chromium	<0.0015		0.0020	0.0015	mg/L		03/03/23 12:40	03/04/23 14:41	1
Cobalt	<0.00026		0.0025	0.00026	mg/L		03/03/23 12:40	03/04/23 14:41	1
Iron	<0.028		0.050	0.028	mg/L		03/03/23 12:40	03/04/23 14:41	1
Lead	<0.00038		0.0010	0.00038	mg/L		03/03/23 12:40	03/04/23 14:41	1
Magnesium	<0.050		0.50	0.050	mg/L		03/03/23 12:40	03/04/23 14:41	1
Manganese	<0.0013		0.0050	0.0013	mg/L		03/03/23 12:40	03/04/23 14:41	1
Molybdenum	<0.00061		0.015	0.00061	mg/L		03/03/23 12:40	03/04/23 14:41	1
Potassium	<0.16		0.50	0.16	mg/L		03/03/23 12:40	03/04/23 14:41	1
Selenium	<0.00074		0.0050	0.00074	mg/L		03/03/23 12:40	03/04/23 14:41	1
Sodium	<0.18		0.50	0.18	mg/L		03/03/23 12:40	03/04/23 14:41	1
Thallium	<0.00047		0.0010	0.00047	mg/L		03/03/23 12:40	03/04/23 14:41	1

Lab Sample ID: MB 180-428062/1-A
Matrix: Water
Analysis Batch: 428748

Client Sample ID: Method Blank
Prep Type: Total Recoverable
Prep Batch: 428062

Analyte	MB	MB	RL	MDL	Unit	D	Prepared	Analyzed	Dil Fac
	Result	Qualifier							
Lithium	<0.0013		0.0050	0.0013	mg/L		03/03/23 12:40	03/09/23 22:31	1

Lab Sample ID: MB 180-428062/1-A
Matrix: Water
Analysis Batch: 430527

Client Sample ID: Method Blank
Prep Type: Total Recoverable
Prep Batch: 428062

Analyte	MB	MB	RL	MDL	Unit	D	Prepared	Analyzed	Dil Fac
	Result	Qualifier							
Boron	0.0785	J	0.080	0.060	mg/L		03/03/23 12:40	03/25/23 11:23	1

Lab Sample ID: LCS 180-428062/2-A
Matrix: Water
Analysis Batch: 428454

Client Sample ID: Lab Control Sample
Prep Type: Total Recoverable
Prep Batch: 428062

Analyte	Spike Added	LCS Result	LCS Qualifier	Unit	D	%Rec	%Rec Limits
Arsenic	1.00	0.974		mg/L		97	80 - 120
Barium	1.00	0.891		mg/L		89	80 - 120
Beryllium	0.500	0.467		mg/L		93	80 - 120
Cadmium	0.500	0.514		mg/L		103	80 - 120
Calcium	25.0	26.5		mg/L		106	80 - 120
Chromium	0.500	0.514		mg/L		103	80 - 120
Cobalt	0.500	0.498		mg/L		100	80 - 120
Iron	5.00	5.13		mg/L		103	80 - 120
Lead	0.500	0.507		mg/L		101	80 - 120
Magnesium	25.0	24.2		mg/L		97	80 - 120
Manganese	0.500	0.492		mg/L		98	80 - 120

Eurofins Savannah

QC Sample Results

Client: Southern Company
Project/Site: CCR Plant Scherer - Ash Pond

Job ID: 680-231076-1

Method: EPA 6020B - Metals (ICP/MS) (Continued)

Lab Sample ID: LCS 180-428062/2-A
Matrix: Water
Analysis Batch: 428454

Client Sample ID: Lab Control Sample
Prep Type: Total Recoverable
Prep Batch: 428062

Analyte	Spike Added	LCS Result	LCS Qualifier	Unit	D	%Rec	%Rec Limits
Molybdenum	0.500	0.504		mg/L		101	80 - 120
Potassium	25.0	24.4		mg/L		97	80 - 120
Selenium	1.00	0.945		mg/L		94	80 - 120
Sodium	25.0	25.6		mg/L		102	80 - 120
Thallium	1.00	1.03		mg/L		103	80 - 120

Lab Sample ID: LCS 180-428062/2-A
Matrix: Water
Analysis Batch: 428748

Client Sample ID: Lab Control Sample
Prep Type: Total Recoverable
Prep Batch: 428062

Analyte	Spike Added	LCS Result	LCS Qualifier	Unit	D	%Rec	%Rec Limits
Lithium	0.500	0.499		mg/L		100	80 - 120

Lab Sample ID: LCS 180-428062/2-A
Matrix: Water
Analysis Batch: 430527

Client Sample ID: Lab Control Sample
Prep Type: Total Recoverable
Prep Batch: 428062

Analyte	Spike Added	LCS Result	LCS Qualifier	Unit	D	%Rec	%Rec Limits
Boron	1.25	1.42		mg/L		114	80 - 120

Lab Sample ID: 680-231043-E-3-B MS
Matrix: Water
Analysis Batch: 428454

Client Sample ID: Matrix Spike
Prep Type: Total Recoverable
Prep Batch: 428062

Analyte	Sample Result	Sample Qualifier	Spike Added	MS Result	MS Qualifier	Unit	D	%Rec	%Rec Limits
Antimony	<0.00097		0.250	0.251		mg/L		101	75 - 125
Arsenic	<0.00028		1.00	0.916		mg/L		92	75 - 125
Barium	0.12		1.00	0.970		mg/L		85	75 - 125
Beryllium	<0.00027		0.500	0.434		mg/L		87	75 - 125
Cadmium	<0.00022		0.500	0.481		mg/L		96	75 - 125
Calcium	10		25.0	35.1		mg/L		99	75 - 125
Chromium	<0.0015		0.500	0.480		mg/L		96	75 - 125
Cobalt	0.00030	J	0.500	0.465		mg/L		93	75 - 125
Iron	0.23		5.00	5.11		mg/L		98	75 - 125
Lead	<0.00038		0.500	0.472		mg/L		94	75 - 125
Magnesium	4.5		25.0	27.5		mg/L		92	75 - 125
Manganese	0.053		0.500	0.510		mg/L		92	75 - 125
Molybdenum	<0.00061		0.500	0.473		mg/L		95	75 - 125
Potassium	0.87		25.0	24.0		mg/L		92	75 - 125
Selenium	<0.00074		1.00	0.879		mg/L		88	75 - 125
Sodium	11		25.0	35.3		mg/L		96	75 - 125
Thallium	<0.00047		1.00	0.952		mg/L		95	75 - 125

Lab Sample ID: 680-231043-E-3-B MS
Matrix: Water
Analysis Batch: 430527

Client Sample ID: Matrix Spike
Prep Type: Total Recoverable
Prep Batch: 428062

Analyte	Sample Result	Sample Qualifier	Spike Added	MS Result	MS Qualifier	Unit	D	%Rec	%Rec Limits
Boron	<0.060		1.25	1.39		mg/L		111	75 - 125

Eurofins Savannah

QC Sample Results

Client: Southern Company
Project/Site: CCR Plant Scherer - Ash Pond

Job ID: 680-231076-1

Method: EPA 6020B - Metals (ICP/MS) (Continued)

Lab Sample ID: 680-231043-E-3-C MSD
Matrix: Water
Analysis Batch: 428454

Client Sample ID: Matrix Spike Duplicate
Prep Type: Total Recoverable
Prep Batch: 428062

Analyte	Sample	Sample	Spike	MSD	MSD	Unit	D	%Rec	%Rec	RPD	Limit
	Result	Qualifier	Added	Result	Qualifier				Limits		
Antimony	<0.00097		0.250	0.257		mg/L		103	75 - 125	2	20
Arsenic	<0.00028		1.00	0.920		mg/L		92	75 - 125	0	20
Barium	0.12		1.00	0.979		mg/L		86	75 - 125	1	20
Beryllium	<0.00027		0.500	0.443		mg/L		89	75 - 125	2	20
Cadmium	<0.00022		0.500	0.492		mg/L		98	75 - 125	2	20
Calcium	10		25.0	35.6		mg/L		101	75 - 125	1	20
Chromium	<0.0015		0.500	0.495		mg/L		99	75 - 125	3	20
Cobalt	0.00030	J	0.500	0.468		mg/L		94	75 - 125	1	20
Iron	0.23		5.00	5.04		mg/L		96	75 - 125	1	20
Lead	<0.00038		0.500	0.483		mg/L		97	75 - 125	2	20
Magnesium	4.5		25.0	27.6		mg/L		92	75 - 125	0	20
Manganese	0.053		0.500	0.524		mg/L		94	75 - 125	3	20
Molybdenum	<0.00061		0.500	0.480		mg/L		96	75 - 125	1	20
Potassium	0.87		25.0	24.1		mg/L		93	75 - 125	1	20
Selenium	<0.00074		1.00	0.881		mg/L		88	75 - 125	0	20
Sodium	11		25.0	35.2		mg/L		95	75 - 125	0	20
Thallium	<0.00047		1.00	0.975		mg/L		97	75 - 125	2	20

Lab Sample ID: 680-231043-E-3-C MSD
Matrix: Water
Analysis Batch: 430527

Client Sample ID: Matrix Spike Duplicate
Prep Type: Total Recoverable
Prep Batch: 428062

Analyte	Sample	Sample	Spike	MSD	MSD	Unit	D	%Rec	%Rec	RPD	Limit
	Result	Qualifier	Added	Result	Qualifier				Limits		
Boron	<0.060		1.25	1.43		mg/L		114	75 - 125	2	20

Lab Sample ID: MB 180-428412/1-A
Matrix: Water
Analysis Batch: 430208

Client Sample ID: Method Blank
Prep Type: Total Recoverable
Prep Batch: 428412

Analyte	MB	MB	RL	MDL	Unit	D	Prepared	Analyzed	Dil Fac
	Result	Qualifier							
Antimony	<0.00097		0.0020	0.00097	mg/L		03/08/23 09:05	03/22/23 15:05	1
Arsenic	<0.00028		0.0010	0.00028	mg/L		03/08/23 09:05	03/22/23 15:05	1
Barium	<0.0031		0.010	0.0031	mg/L		03/08/23 09:05	03/22/23 15:05	1
Beryllium	<0.00027		0.0025	0.00027	mg/L		03/08/23 09:05	03/22/23 15:05	1
Cadmium	<0.00022		0.0025	0.00022	mg/L		03/08/23 09:05	03/22/23 15:05	1
Calcium	<0.13		0.50	0.13	mg/L		03/08/23 09:05	03/22/23 15:05	1
Chromium	<0.0015		0.0020	0.0015	mg/L		03/08/23 09:05	03/22/23 15:05	1
Cobalt	<0.00026		0.0025	0.00026	mg/L		03/08/23 09:05	03/22/23 15:05	1
Iron	<0.028		0.050	0.028	mg/L		03/08/23 09:05	03/22/23 15:05	1
Lead	<0.00038		0.0010	0.00038	mg/L		03/08/23 09:05	03/22/23 15:05	1
Lithium	<0.0013		0.0050	0.0013	mg/L		03/08/23 09:05	03/22/23 15:05	1
Magnesium	<0.050		0.50	0.050	mg/L		03/08/23 09:05	03/22/23 15:05	1
Manganese	<0.0013		0.0050	0.0013	mg/L		03/08/23 09:05	03/22/23 15:05	1
Molybdenum	<0.00061		0.015	0.00061	mg/L		03/08/23 09:05	03/22/23 15:05	1
Potassium	<0.16		0.50	0.16	mg/L		03/08/23 09:05	03/22/23 15:05	1
Selenium	<0.00074		0.0050	0.00074	mg/L		03/08/23 09:05	03/22/23 15:05	1
Sodium	<0.18		0.50	0.18	mg/L		03/08/23 09:05	03/22/23 15:05	1
Thallium	<0.00047		0.0010	0.00047	mg/L		03/08/23 09:05	03/22/23 15:05	1

Eurofins Savannah

QC Sample Results

Client: Southern Company
Project/Site: CCR Plant Scherer - Ash Pond

Job ID: 680-231076-1

Method: EPA 6020B - Metals (ICP/MS) (Continued)

Lab Sample ID: MB 180-428412/1-A
Matrix: Water
Analysis Batch: 431774

Client Sample ID: Method Blank
Prep Type: Total Recoverable
Prep Batch: 428412

Analyte	MB Result	MB Qualifier	RL	MDL	Unit	D	Prepared	Analyzed	Dil Fac
Boron	<0.060		0.080	0.060	mg/L		03/08/23 09:05	04/07/23 12:03	1

Lab Sample ID: LCS 180-428412/2-A
Matrix: Water
Analysis Batch: 430208

Client Sample ID: Lab Control Sample
Prep Type: Total Recoverable
Prep Batch: 428412

Analyte	Spike Added	LCS Result	LCS Qualifier	Unit	D	%Rec	%Rec Limits
Antimony	0.250	0.275		mg/L		110	80 - 120
Arsenic	1.00	1.00		mg/L		100	80 - 120
Barium	1.00	1.02		mg/L		102	80 - 120
Beryllium	0.500	0.488		mg/L		98	80 - 120
Cadmium	0.500	0.516		mg/L		103	80 - 120
Calcium	25.0	28.0		mg/L		112	80 - 120
Chromium	0.500	0.523		mg/L		105	80 - 120
Cobalt	0.500	0.499		mg/L		100	80 - 120
Iron	5.00	5.22		mg/L		104	80 - 120
Lead	0.500	0.509		mg/L		102	80 - 120
Lithium	0.500	0.485		mg/L		97	80 - 120
Magnesium	25.0	25.7		mg/L		103	80 - 120
Manganese	0.500	0.497		mg/L		99	80 - 120
Molybdenum	0.500	0.526		mg/L		105	80 - 120
Potassium	25.0	26.0		mg/L		104	80 - 120
Selenium	1.00	1.02		mg/L		102	80 - 120
Sodium	25.0	26.2		mg/L		105	80 - 120
Thallium	1.00	1.07		mg/L		107	80 - 120

Lab Sample ID: LCS 180-428412/2-A
Matrix: Water
Analysis Batch: 431774

Client Sample ID: Lab Control Sample
Prep Type: Total Recoverable
Prep Batch: 428412

Analyte	Spike Added	LCS Result	LCS Qualifier	Unit	D	%Rec	%Rec Limits
Boron	1.25	1.27		mg/L		102	80 - 120

Lab Sample ID: 680-231076-7 MS
Matrix: Water
Analysis Batch: 430208

Client Sample ID: SCH-SGWC-22
Prep Type: Total Recoverable
Prep Batch: 428412

Analyte	Sample Result	Sample Qualifier	Spike Added	MS Result	MS Qualifier	Unit	D	%Rec	%Rec Limits
Antimony	<0.00097		0.250	0.269		mg/L		108	75 - 125
Arsenic	<0.00028		1.00	0.963		mg/L		96	75 - 125
Barium	0.082		1.00	1.07		mg/L		99	75 - 125
Beryllium	<0.00027		0.500	0.465		mg/L		93	75 - 125
Cadmium	<0.00022		0.500	0.499		mg/L		100	75 - 125
Calcium	34		25.0	60.1		mg/L		103	75 - 125
Chromium	<0.0015		0.500	0.499		mg/L		100	75 - 125
Cobalt	0.00069	J	0.500	0.476		mg/L		95	75 - 125
Iron	0.22		5.00	5.30		mg/L		102	75 - 125
Lead	<0.00038		0.500	0.493		mg/L		99	75 - 125
Lithium	0.0019	J	0.500	0.469		mg/L		93	75 - 125

Eurofins Savannah

QC Sample Results

Client: Southern Company
 Project/Site: CCR Plant Scherer - Ash Pond

Job ID: 680-231076-1

Method: EPA 6020B - Metals (ICP/MS) (Continued)

Lab Sample ID: 680-231076-7 MS
Matrix: Water
Analysis Batch: 430208

Client Sample ID: SCH-SGWC-22
Prep Type: Total Recoverable
Prep Batch: 428412

Analyte	Sample	Sample Qualifier	Spike Added	MS	MS	Unit	D	%Rec	%Rec	Limits
	Result			Result	Qualifier				Limits	
Magnesium	16		25.0	39.8		mg/L		97	75 - 125	
Manganese	0.15		0.500	0.614		mg/L		94	75 - 125	
Molybdenum	<0.00061		0.500	0.506		mg/L		101	75 - 125	
Potassium	2.9		25.0	27.6		mg/L		99	75 - 125	
Selenium	<0.00074		1.00	0.996		mg/L		100	75 - 125	
Sodium	20		25.0	44.2		mg/L		95	75 - 125	
Thallium	<0.00047		1.00	1.03		mg/L		103	75 - 125	

Lab Sample ID: 680-231076-7 MS
Matrix: Water
Analysis Batch: 431774

Client Sample ID: SCH-SGWC-22
Prep Type: Total Recoverable
Prep Batch: 428412

Analyte	Sample	Sample Qualifier	Spike Added	MS	MS	Unit	D	%Rec	%Rec	Limits
	Result			Result	Qualifier				Limits	
Boron	0.63	^+ ^6+	1.25	1.87		mg/L		100	75 - 125	

Lab Sample ID: 680-231076-7 MSD
Matrix: Water
Analysis Batch: 430208

Client Sample ID: SCH-SGWC-22
Prep Type: Total Recoverable
Prep Batch: 428412

Analyte	Sample	Sample Qualifier	Spike Added	MSD	MSD	Unit	D	%Rec	%Rec	RPD	Limit
	Result			Result	Qualifier				Limits		
Antimony	<0.00097		0.250	0.266		mg/L		107	75 - 125	1	20
Arsenic	<0.00028		1.00	0.962		mg/L		96	75 - 125	0	20
Barium	0.082		1.00	1.05		mg/L		97	75 - 125	2	20
Beryllium	<0.00027		0.500	0.463		mg/L		93	75 - 125	0	20
Cadmium	<0.00022		0.500	0.494		mg/L		99	75 - 125	1	20
Calcium	34		25.0	57.7		mg/L		93	75 - 125	4	20
Chromium	<0.0015		0.500	0.498		mg/L		100	75 - 125	0	20
Cobalt	0.00069	J	0.500	0.474		mg/L		95	75 - 125	0	20
Iron	0.22		5.00	5.17		mg/L		99	75 - 125	3	20
Lead	<0.00038		0.500	0.488		mg/L		98	75 - 125	1	20
Lithium	0.0019	J	0.500	0.467		mg/L		93	75 - 125	0	20
Magnesium	16		25.0	38.8		mg/L		93	75 - 125	3	20
Manganese	0.15		0.500	0.603		mg/L		91	75 - 125	2	20
Molybdenum	<0.00061		0.500	0.508		mg/L		102	75 - 125	0	20
Potassium	2.9		25.0	27.2		mg/L		97	75 - 125	1	20
Selenium	<0.00074		1.00	0.989		mg/L		99	75 - 125	1	20
Sodium	20		25.0	42.6		mg/L		89	75 - 125	4	20
Thallium	<0.00047		1.00	1.01		mg/L		101	75 - 125	2	20

Lab Sample ID: 680-231076-7 MSD
Matrix: Water
Analysis Batch: 431774

Client Sample ID: SCH-SGWC-22
Prep Type: Total Recoverable
Prep Batch: 428412

Analyte	Sample	Sample Qualifier	Spike Added	MSD	MSD	Unit	D	%Rec	%Rec	RPD	Limit
	Result			Result	Qualifier				Limits		
Boron	0.63	^+ ^6+	1.25	1.89		mg/L		101	75 - 125	1	20

Eurofins Savannah

QC Sample Results

Client: Southern Company
Project/Site: CCR Plant Scherer - Ash Pond

Job ID: 680-231076-1

Method: EPA 6020B - Metals (ICP/MS) (Continued)

Lab Sample ID: MB 180-430846/1-A
Matrix: Water
Analysis Batch: 431009

Client Sample ID: Method Blank
Prep Type: Total Recoverable
Prep Batch: 430846

Analyte	MB Result	MB Qualifier	RL	MDL	Unit	D	Prepared	Analyzed	Dil Fac
Boron	<0.060		0.080	0.060	mg/L		03/30/23 11:14	03/31/23 13:35	1

Lab Sample ID: LCS 180-430846/2-A
Matrix: Water
Analysis Batch: 431009

Client Sample ID: Lab Control Sample
Prep Type: Total Recoverable
Prep Batch: 430846

Analyte	Spike Added	LCS Result	LCS Qualifier	Unit	D	%Rec	%Rec Limits
Boron	1.25	1.21		mg/L		97	80 - 120

Lab Sample ID: 180-152511-E-1-K MS ^2
Matrix: Water
Analysis Batch: 431009

Client Sample ID: Matrix Spike
Prep Type: Total Recoverable
Prep Batch: 430846

Analyte	Sample Result	Sample Qualifier	Spike Added	MS Result	MS Qualifier	Unit	D	%Rec	%Rec Limits
Boron	3.3		1.25	4.39		mg/L		84	75 - 125

Lab Sample ID: 180-152511-E-1-L MSD ^2
Matrix: Water
Analysis Batch: 431009

Client Sample ID: Matrix Spike Duplicate
Prep Type: Total Recoverable
Prep Batch: 430846

Analyte	Sample Result	Sample Qualifier	Spike Added	MSD Result	MSD Qualifier	Unit	D	%Rec	%Rec Limits	RPD	RPD Limit
Boron	3.3		1.25	4.75		mg/L		113	75 - 125	8	20

Method: EPA 7470A - Mercury (CVAA)

Lab Sample ID: MB 180-428559/1-A
Matrix: Water
Analysis Batch: 428715

Client Sample ID: Method Blank
Prep Type: Total/NA
Prep Batch: 428559

Analyte	MB Result	MB Qualifier	RL	MDL	Unit	D	Prepared	Analyzed	Dil Fac
Mercury	<0.00013		0.00020	0.00013	mg/L		03/09/23 09:25	03/09/23 13:23	1

Lab Sample ID: LCS 180-428559/2-A
Matrix: Water
Analysis Batch: 428715

Client Sample ID: Lab Control Sample
Prep Type: Total/NA
Prep Batch: 428559

Analyte	Spike Added	LCS Result	LCS Qualifier	Unit	D	%Rec	%Rec Limits
Mercury	0.00250	0.00226		mg/L		90	80 - 120

Lab Sample ID: 680-231076-1 MS
Matrix: Water
Analysis Batch: 428715

Client Sample ID: SCH-SGWC-12
Prep Type: Total/NA
Prep Batch: 428559

Analyte	Sample Result	Sample Qualifier	Spike Added	MS Result	MS Qualifier	Unit	D	%Rec	%Rec Limits
Mercury	<0.00013	F1	0.00100	0.000648	F1	mg/L		65	75 - 125

Eurofins Savannah

QC Sample Results

Client: Southern Company
 Project/Site: CCR Plant Scherer - Ash Pond

Job ID: 680-231076-1

Method: EPA 7470A - Mercury (CVAA) (Continued)

Lab Sample ID: 680-231076-1 MSD
 Matrix: Water
 Analysis Batch: 428715

Client Sample ID: SCH-SGWC-12
 Prep Type: Total/NA
 Prep Batch: 428559

Analyte	Sample Result	Sample Qualifier	Spike Added	MSD Result	MSD Qualifier	Unit	D	%Rec	%Rec Limits	RPD	RPD Limit
Mercury	<0.00013	F1	0.00100	0.000613	F1	mg/L		61	75 - 125	6	20

Method: EPA 9034 - Sulfide, Acid soluble and Insoluble (Titrimetric)

Lab Sample ID: MB 180-427619/2-A
 Matrix: Water
 Analysis Batch: 427674

Client Sample ID: Method Blank
 Prep Type: Total/NA
 Prep Batch: 427619

Analyte	MB Result	MB Qualifier	RL	MDL	Unit	D	Prepared	Analyzed	Dil Fac
Sulfide	<2.1		3.0	2.1	mg/L		02/28/23 09:29	02/28/23 15:49	1

Lab Sample ID: LCS 180-427619/1-A
 Matrix: Water
 Analysis Batch: 427674

Client Sample ID: Lab Control Sample
 Prep Type: Total/NA
 Prep Batch: 427619

Analyte	Spike Added	LCS Result	LCS Qualifier	Unit	D	%Rec	%Rec Limits
Sulfide	17.0	16.0		mg/L		94	85 - 115

Lab Sample ID: 680-231076-1 MS
 Matrix: Water
 Analysis Batch: 427674

Client Sample ID: SCH-SGWC-12
 Prep Type: Total/NA
 Prep Batch: 427619

Analyte	Sample Result	Sample Qualifier	Spike Added	MS Result	MS Qualifier	Unit	D	%Rec	%Rec Limits
Sulfide	<2.1	cn	17.0	15.8		mg/L		93	75 - 125

Lab Sample ID: 680-231076-1 MSD
 Matrix: Water
 Analysis Batch: 427674

Client Sample ID: SCH-SGWC-12
 Prep Type: Total/NA
 Prep Batch: 427619

Analyte	Sample Result	Sample Qualifier	Spike Added	MSD Result	MSD Qualifier	Unit	D	%Rec	%Rec Limits	RPD	RPD Limit
Sulfide	<2.1	cn	17.0	15.9		mg/L		93	75 - 125	1	20

Method: SM 2540C - Solids, Total Dissolved (TDS)

Lab Sample ID: MB 180-427794/1
 Matrix: Water
 Analysis Batch: 427794

Client Sample ID: Method Blank
 Prep Type: Total/NA

Analyte	MB Result	MB Qualifier	RL	MDL	Unit	D	Prepared	Analyzed	Dil Fac
Total Dissolved Solids	<10		10	10	mg/L			03/01/23 14:28	1

Lab Sample ID: LCS 180-427794/2
 Matrix: Water
 Analysis Batch: 427794

Client Sample ID: Lab Control Sample
 Prep Type: Total/NA

Analyte	Spike Added	LCS Result	LCS Qualifier	Unit	D	%Rec	%Rec Limits
Total Dissolved Solids	665	674		mg/L		101	85 - 115

Eurofins Savannah

QC Sample Results

Client: Southern Company
 Project/Site: CCR Plant Scherer - Ash Pond

Job ID: 680-231076-1

Method: SM 2540C - Solids, Total Dissolved (TDS) (Continued)

Lab Sample ID: 180-152609-C-2 DU
Matrix: Water
Analysis Batch: 427794

Client Sample ID: Duplicate
Prep Type: Total/NA

Analyte	Sample Result	Sample Qualifier	DU Result	DU Qualifier	Unit	D	RPD	RPD Limit
Total Dissolved Solids	<10		<10		mg/L		NC	10

Lab Sample ID: MB 180-427967/1
Matrix: Water
Analysis Batch: 427967

Client Sample ID: Method Blank
Prep Type: Total/NA

Analyte	MB Result	MB Qualifier	RL	MDL	Unit	D	Prepared	Analyzed	Dil Fac
Total Dissolved Solids	<10		10	10	mg/L			03/02/23 17:58	1

Lab Sample ID: LCS 180-427967/2
Matrix: Water
Analysis Batch: 427967

Client Sample ID: Lab Control Sample
Prep Type: Total/NA

Analyte	Spike Added	LCS Result	LCS Qualifier	Unit	D	%Rec	%Rec Limits
Total Dissolved Solids	665	656		mg/L		99	85 - 115

Lab Sample ID: 680-231078-A-4 DU
Matrix: Water
Analysis Batch: 427967

Client Sample ID: Duplicate
Prep Type: Total/NA

Analyte	Sample Result	Sample Qualifier	DU Result	DU Qualifier	Unit	D	RPD	RPD Limit
Total Dissolved Solids	490		481		mg/L		0.8	10

Lab Sample ID: 680-231081-A-1 DU
Matrix: Water
Analysis Batch: 427967

Client Sample ID: Duplicate
Prep Type: Total/NA

Analyte	Sample Result	Sample Qualifier	DU Result	DU Qualifier	Unit	D	RPD	RPD Limit
Total Dissolved Solids	330		331		mg/L		1	10

Lab Sample ID: MB 180-428853/1
Matrix: Water
Analysis Batch: 428853

Client Sample ID: Method Blank
Prep Type: Total/NA

Analyte	MB Result	MB Qualifier	RL	MDL	Unit	D	Prepared	Analyzed	Dil Fac
Total Dissolved Solids	<10		10	10	mg/L			03/10/23 16:34	1

Lab Sample ID: LCS 180-428853/2
Matrix: Water
Analysis Batch: 428853

Client Sample ID: Lab Control Sample
Prep Type: Total/NA

Analyte	Spike Added	LCS Result	LCS Qualifier	Unit	D	%Rec	%Rec Limits
Total Dissolved Solids	665	636		mg/L		96	85 - 115

Lab Sample ID: 180-152798-B-5 DU
Matrix: Water
Analysis Batch: 428853

Client Sample ID: Duplicate
Prep Type: Total/NA

Analyte	Sample Result	Sample Qualifier	DU Result	DU Qualifier	Unit	D	RPD	RPD Limit
Total Dissolved Solids	<10		<10		mg/L		NC	10

Eurofins Savannah

QC Sample Results

Client: Southern Company
 Project/Site: CCR Plant Scherer - Ash Pond

Job ID: 680-231076-1

Method: SM2320 B - Alkalinity, Total

Lab Sample ID: MB 180-427598/29
Matrix: Water
Analysis Batch: 427598

Client Sample ID: Method Blank
Prep Type: Total/NA

Analyte	MB Result	MB Qualifier	RL	MDL	Unit	D	Prepared	Analyzed	Dil Fac
Total Alkalinity as CaCO3 to pH 4.5	<5.0		5.0	5.0	mg/L			02/27/23 15:05	1
Bicarbonate Alkalinity as CaCO3	<5.0		5.0	5.0	mg/L			02/27/23 15:05	1
Carbonate Alkalinity as CaCO3	<5.0		5.0	5.0	mg/L			02/27/23 15:05	1

Lab Sample ID: MB 180-427598/53
Matrix: Water
Analysis Batch: 427598

Client Sample ID: Method Blank
Prep Type: Total/NA

Analyte	MB Result	MB Qualifier	RL	MDL	Unit	D	Prepared	Analyzed	Dil Fac
Total Alkalinity as CaCO3 to pH 4.5	<5.0		5.0	5.0	mg/L			02/27/23 17:15	1
Bicarbonate Alkalinity as CaCO3	<5.0		5.0	5.0	mg/L			02/27/23 17:15	1
Carbonate Alkalinity as CaCO3	<5.0		5.0	5.0	mg/L			02/27/23 17:15	1

Lab Sample ID: LCS 180-427598/28
Matrix: Water
Analysis Batch: 427598

Client Sample ID: Lab Control Sample
Prep Type: Total/NA

Analyte	Spike Added	LCS Result	LCS Qualifier	Unit	D	%Rec	%Rec Limits
Total Alkalinity as CaCO3 to pH 4.5	255	258		mg/L		101	90 - 110

Lab Sample ID: LCS 180-427598/52
Matrix: Water
Analysis Batch: 427598

Client Sample ID: Lab Control Sample
Prep Type: Total/NA

Analyte	Spike Added	LCS Result	LCS Qualifier	Unit	D	%Rec	%Rec Limits
Total Alkalinity as CaCO3 to pH 4.5	255	259		mg/L		101	90 - 110

Lab Sample ID: LLCS 180-427598/27
Matrix: Water
Analysis Batch: 427598

Client Sample ID: Lab Control Sample
Prep Type: Total/NA

Analyte	Spike Added	LLCS Result	LLCS Qualifier	Unit	D	%Rec	%Rec Limits
Total Alkalinity as CaCO3 to pH 4.5	15.3	15.9		mg/L		104	75 - 125

Lab Sample ID: LLCS 180-427598/51
Matrix: Water
Analysis Batch: 427598

Client Sample ID: Lab Control Sample
Prep Type: Total/NA

Analyte	Spike Added	LLCS Result	LLCS Qualifier	Unit	D	%Rec	%Rec Limits
Total Alkalinity as CaCO3 to pH 4.5	15.3	15.7		mg/L		103	75 - 125

QC Sample Results

Client: Southern Company
 Project/Site: CCR Plant Scherer - Ash Pond

Job ID: 680-231076-1

Method: SM2320 B - Alkalinity, Total (Continued)

Lab Sample ID: 680-231076-2 DU
Matrix: Water
Analysis Batch: 427598

Client Sample ID: SCH-SGWC-13
Prep Type: Total/NA

Analyte	Sample	Sample	DU	DU	Unit	D	RPD	RPD
	Result	Qualifier	Result	Qualifier				Limit
Total Alkalinity as CaCO3 to pH 4.5	24		25.2		mg/L		6	20
Bicarbonate Alkalinity as CaCO3	24		25.2		mg/L		6	20
Carbonate Alkalinity as CaCO3	<5.0		<5.0		mg/L		NC	20

Lab Sample ID: 680-231076-8 DU
Matrix: Water
Analysis Batch: 427598

Client Sample ID: SCH-SGWC-23
Prep Type: Total/NA

Analyte	Sample	Sample	DU	DU	Unit	D	RPD	RPD
	Result	Qualifier	Result	Qualifier				Limit
Total Alkalinity as CaCO3 to pH 4.5	68		66.8		mg/L		2	20
Bicarbonate Alkalinity as CaCO3	68		66.8		mg/L		2	20
Carbonate Alkalinity as CaCO3	<5.0		<5.0		mg/L		NC	20

QC Association Summary

Client: Southern Company
Project/Site: CCR Plant Scherer - Ash Pond

Job ID: 680-231076-1

HPLC/IC

Analysis Batch: 428116

Lab Sample ID	Client Sample ID	Prep Type	Matrix	Method	Prep Batch
680-231076-1	SCH-SGWC-12	Total/NA	Water	EPA 300.0 R2.1	
680-231076-2	SCH-SGWC-13	Total/NA	Water	EPA 300.0 R2.1	
680-231076-3	SCH-SGWC-14	Total/NA	Water	EPA 300.0 R2.1	
680-231076-4	SCH-SGWC-15	Total/NA	Water	EPA 300.0 R2.1	
680-231076-5	SCH-SGWC-16	Total/NA	Water	EPA 300.0 R2.1	
680-231076-6	SCH-SGWC-21	Total/NA	Water	EPA 300.0 R2.1	
680-231076-7	SCH-SGWC-22	Total/NA	Water	EPA 300.0 R2.1	
680-231076-8	SCH-SGWC-23	Total/NA	Water	EPA 300.0 R2.1	
680-231076-9	SCH-SGWA-24	Total/NA	Water	EPA 300.0 R2.1	
680-231076-10	SCH-SGWA-25	Total/NA	Water	EPA 300.0 R2.1	
680-231076-11	SCH-AP1-FB-2	Total/NA	Water	EPA 300.0 R2.1	
680-231076-12	SCH-AP1-EB-2	Total/NA	Water	EPA 300.0 R2.1	
MB 180-428116/36	Method Blank	Total/NA	Water	EPA 300.0 R2.1	
MB 180-428116/6	Method Blank	Total/NA	Water	EPA 300.0 R2.1	
LCS 180-428116/37	Lab Control Sample	Total/NA	Water	EPA 300.0 R2.1	
LCS 180-428116/7	Lab Control Sample	Total/NA	Water	EPA 300.0 R2.1	
680-231076-11 MS	SCH-AP1-FB-2	Total/NA	Water	EPA 300.0 R2.1	
680-231076-11 MSD	SCH-AP1-FB-2	Total/NA	Water	EPA 300.0 R2.1	

Metals

Prep Batch: 428062

Lab Sample ID	Client Sample ID	Prep Type	Matrix	Method	Prep Batch
680-231076-1	SCH-SGWC-12	Total Recoverable	Water	3005A	
680-231076-2	SCH-SGWC-13	Total Recoverable	Water	3005A	
680-231076-3	SCH-SGWC-14	Total Recoverable	Water	3005A	
680-231076-4	SCH-SGWC-15	Total Recoverable	Water	3005A	
680-231076-5	SCH-SGWC-16	Total Recoverable	Water	3005A	
680-231076-6	SCH-SGWC-21	Total Recoverable	Water	3005A	
MB 180-428062/1-A	Method Blank	Total Recoverable	Water	3005A	
LCS 180-428062/2-A	Lab Control Sample	Total Recoverable	Water	3005A	
680-231043-E-3-B MS	Matrix Spike	Total Recoverable	Water	3005A	
680-231043-E-3-C MSD	Matrix Spike Duplicate	Total Recoverable	Water	3005A	

Prep Batch: 428412

Lab Sample ID	Client Sample ID	Prep Type	Matrix	Method	Prep Batch
680-231076-7	SCH-SGWC-22	Total Recoverable	Water	3005A	
680-231076-8	SCH-SGWC-23	Total Recoverable	Water	3005A	
680-231076-9	SCH-SGWA-24	Total Recoverable	Water	3005A	
680-231076-10	SCH-SGWA-25	Total Recoverable	Water	3005A	
680-231076-11	SCH-AP1-FB-2	Total Recoverable	Water	3005A	
680-231076-12	SCH-AP1-EB-2	Total Recoverable	Water	3005A	
MB 180-428412/1-A	Method Blank	Total Recoverable	Water	3005A	
LCS 180-428412/2-A	Lab Control Sample	Total Recoverable	Water	3005A	
680-231076-7 MS	SCH-SGWC-22	Total Recoverable	Water	3005A	
680-231076-7 MSD	SCH-SGWC-22	Total Recoverable	Water	3005A	

Analysis Batch: 428454

Lab Sample ID	Client Sample ID	Prep Type	Matrix	Method	Prep Batch
680-231076-1	SCH-SGWC-12	Total Recoverable	Water	EPA 6020B	428062
680-231076-2	SCH-SGWC-13	Total Recoverable	Water	EPA 6020B	428062

Eurofins Savannah

QC Association Summary

Client: Southern Company
 Project/Site: CCR Plant Scherer - Ash Pond

Job ID: 680-231076-1

Metals (Continued)

Analysis Batch: 428454 (Continued)

Lab Sample ID	Client Sample ID	Prep Type	Matrix	Method	Prep Batch
680-231076-3	SCH-SGWC-14	Total Recoverable	Water	EPA 6020B	428062
680-231076-4	SCH-SGWC-15	Total Recoverable	Water	EPA 6020B	428062
680-231076-5	SCH-SGWC-16	Total Recoverable	Water	EPA 6020B	428062
680-231076-6	SCH-SGWC-21	Total Recoverable	Water	EPA 6020B	428062
MB 180-428062/1-A	Method Blank	Total Recoverable	Water	EPA 6020B	428062
LCS 180-428062/2-A	Lab Control Sample	Total Recoverable	Water	EPA 6020B	428062
680-231043-E-3-B MS	Matrix Spike	Total Recoverable	Water	EPA 6020B	428062
680-231043-E-3-C MSD	Matrix Spike Duplicate	Total Recoverable	Water	EPA 6020B	428062

Prep Batch: 428559

Lab Sample ID	Client Sample ID	Prep Type	Matrix	Method	Prep Batch
680-231076-1	SCH-SGWC-12	Total/NA	Water	7470A	
680-231076-2	SCH-SGWC-13	Total/NA	Water	7470A	
680-231076-3	SCH-SGWC-14	Total/NA	Water	7470A	
680-231076-4	SCH-SGWC-15	Total/NA	Water	7470A	
680-231076-5	SCH-SGWC-16	Total/NA	Water	7470A	
680-231076-6	SCH-SGWC-21	Total/NA	Water	7470A	
680-231076-7	SCH-SGWC-22	Total/NA	Water	7470A	
680-231076-8	SCH-SGWC-23	Total/NA	Water	7470A	
680-231076-9	SCH-SGWA-24	Total/NA	Water	7470A	
680-231076-10	SCH-SGWA-25	Total/NA	Water	7470A	
680-231076-11	SCH-AP1-FB-2	Total/NA	Water	7470A	
680-231076-12	SCH-AP1-EB-2	Total/NA	Water	7470A	
MB 180-428559/1-A	Method Blank	Total/NA	Water	7470A	
LCS 180-428559/2-A	Lab Control Sample	Total/NA	Water	7470A	
680-231076-1 MS	SCH-SGWC-12	Total/NA	Water	7470A	
680-231076-1 MSD	SCH-SGWC-12	Total/NA	Water	7470A	

Analysis Batch: 428715

Lab Sample ID	Client Sample ID	Prep Type	Matrix	Method	Prep Batch
680-231076-1	SCH-SGWC-12	Total/NA	Water	EPA 7470A	428559
680-231076-2	SCH-SGWC-13	Total/NA	Water	EPA 7470A	428559
680-231076-3	SCH-SGWC-14	Total/NA	Water	EPA 7470A	428559
680-231076-4	SCH-SGWC-15	Total/NA	Water	EPA 7470A	428559
680-231076-5	SCH-SGWC-16	Total/NA	Water	EPA 7470A	428559
680-231076-6	SCH-SGWC-21	Total/NA	Water	EPA 7470A	428559
680-231076-7	SCH-SGWC-22	Total/NA	Water	EPA 7470A	428559
680-231076-8	SCH-SGWC-23	Total/NA	Water	EPA 7470A	428559
680-231076-9	SCH-SGWA-24	Total/NA	Water	EPA 7470A	428559
680-231076-10	SCH-SGWA-25	Total/NA	Water	EPA 7470A	428559
680-231076-11	SCH-AP1-FB-2	Total/NA	Water	EPA 7470A	428559
680-231076-12	SCH-AP1-EB-2	Total/NA	Water	EPA 7470A	428559
MB 180-428559/1-A	Method Blank	Total/NA	Water	EPA 7470A	428559
LCS 180-428559/2-A	Lab Control Sample	Total/NA	Water	EPA 7470A	428559
680-231076-1 MS	SCH-SGWC-12	Total/NA	Water	EPA 7470A	428559
680-231076-1 MSD	SCH-SGWC-12	Total/NA	Water	EPA 7470A	428559

Analysis Batch: 428748

Lab Sample ID	Client Sample ID	Prep Type	Matrix	Method	Prep Batch
MB 180-428062/1-A	Method Blank	Total Recoverable	Water	EPA 6020B	428062
LCS 180-428062/2-A	Lab Control Sample	Total Recoverable	Water	EPA 6020B	428062

Eurofins Savannah

QC Association Summary

Client: Southern Company
Project/Site: CCR Plant Scherer - Ash Pond

Job ID: 680-231076-1

Metals

Analysis Batch: 430208

Lab Sample ID	Client Sample ID	Prep Type	Matrix	Method	Prep Batch
680-231076-7	SCH-SGWC-22	Total Recoverable	Water	EPA 6020B	428412
680-231076-8	SCH-SGWC-23	Total Recoverable	Water	EPA 6020B	428412
680-231076-9	SCH-SGWA-24	Total Recoverable	Water	EPA 6020B	428412
680-231076-10	SCH-SGWA-25	Total Recoverable	Water	EPA 6020B	428412
680-231076-11	SCH-AP1-FB-2	Total Recoverable	Water	EPA 6020B	428412
680-231076-12	SCH-AP1-EB-2	Total Recoverable	Water	EPA 6020B	428412
MB 180-428412/1-A	Method Blank	Total Recoverable	Water	EPA 6020B	428412
LCS 180-428412/2-A	Lab Control Sample	Total Recoverable	Water	EPA 6020B	428412
680-231076-7 MS	SCH-SGWC-22	Total Recoverable	Water	EPA 6020B	428412
680-231076-7 MSD	SCH-SGWC-22	Total Recoverable	Water	EPA 6020B	428412

Analysis Batch: 430527

Lab Sample ID	Client Sample ID	Prep Type	Matrix	Method	Prep Batch
680-231076-1	SCH-SGWC-12	Total Recoverable	Water	EPA 6020B	428062
680-231076-2	SCH-SGWC-13	Total Recoverable	Water	EPA 6020B	428062
680-231076-5	SCH-SGWC-16	Total Recoverable	Water	EPA 6020B	428062
MB 180-428062/1-A	Method Blank	Total Recoverable	Water	EPA 6020B	428062
LCS 180-428062/2-A	Lab Control Sample	Total Recoverable	Water	EPA 6020B	428062
680-231043-E-3-B MS	Matrix Spike	Total Recoverable	Water	EPA 6020B	428062
680-231043-E-3-C MSD	Matrix Spike Duplicate	Total Recoverable	Water	EPA 6020B	428062

Prep Batch: 430846

Lab Sample ID	Client Sample ID	Prep Type	Matrix	Method	Prep Batch
680-231076-3	SCH-SGWC-14	Total Recoverable	Water	3005A	
680-231076-4	SCH-SGWC-15	Total Recoverable	Water	3005A	
680-231076-6	SCH-SGWC-21	Total Recoverable	Water	3005A	
MB 180-430846/1-A	Method Blank	Total Recoverable	Water	3005A	
LCS 180-430846/2-A	Lab Control Sample	Total Recoverable	Water	3005A	
180-152511-E-1-K MS ^2	Matrix Spike	Total Recoverable	Water	3005A	
180-152511-E-1-L MSD ^2	Matrix Spike Duplicate	Total Recoverable	Water	3005A	

Analysis Batch: 431009

Lab Sample ID	Client Sample ID	Prep Type	Matrix	Method	Prep Batch
680-231076-3	SCH-SGWC-14	Total Recoverable	Water	EPA 6020B	430846
680-231076-4	SCH-SGWC-15	Total Recoverable	Water	EPA 6020B	430846
680-231076-6	SCH-SGWC-21	Total Recoverable	Water	EPA 6020B	430846
MB 180-430846/1-A	Method Blank	Total Recoverable	Water	EPA 6020B	430846
LCS 180-430846/2-A	Lab Control Sample	Total Recoverable	Water	EPA 6020B	430846
180-152511-E-1-K MS ^2	Matrix Spike	Total Recoverable	Water	EPA 6020B	430846
180-152511-E-1-L MSD ^2	Matrix Spike Duplicate	Total Recoverable	Water	EPA 6020B	430846

Analysis Batch: 431774

Lab Sample ID	Client Sample ID	Prep Type	Matrix	Method	Prep Batch
680-231076-7	SCH-SGWC-22	Total Recoverable	Water	EPA 6020B	428412
680-231076-8	SCH-SGWC-23	Total Recoverable	Water	EPA 6020B	428412
680-231076-9	SCH-SGWA-24	Total Recoverable	Water	EPA 6020B	428412
680-231076-10	SCH-SGWA-25	Total Recoverable	Water	EPA 6020B	428412
680-231076-11	SCH-AP1-FB-2	Total Recoverable	Water	EPA 6020B	428412
680-231076-12	SCH-AP1-EB-2	Total Recoverable	Water	EPA 6020B	428412
MB 180-428412/1-A	Method Blank	Total Recoverable	Water	EPA 6020B	428412
LCS 180-428412/2-A	Lab Control Sample	Total Recoverable	Water	EPA 6020B	428412

Eurofins Savannah

QC Association Summary

Client: Southern Company
Project/Site: CCR Plant Scherer - Ash Pond

Job ID: 680-231076-1

Metals (Continued)

Analysis Batch: 431774 (Continued)

Lab Sample ID	Client Sample ID	Prep Type	Matrix	Method	Prep Batch
680-231076-7 MS	SCH-SGWC-22	Total Recoverable	Water	EPA 6020B	428412
680-231076-7 MSD	SCH-SGWC-22	Total Recoverable	Water	EPA 6020B	428412

General Chemistry

Analysis Batch: 427598

Lab Sample ID	Client Sample ID	Prep Type	Matrix	Method	Prep Batch
680-231076-1	SCH-SGWC-12	Total/NA	Water	SM2320 B	
680-231076-2	SCH-SGWC-13	Total/NA	Water	SM2320 B	
680-231076-3	SCH-SGWC-14	Total/NA	Water	SM2320 B	
680-231076-4	SCH-SGWC-15	Total/NA	Water	SM2320 B	
680-231076-5	SCH-SGWC-16	Total/NA	Water	SM2320 B	
680-231076-6	SCH-SGWC-21	Total/NA	Water	SM2320 B	
680-231076-7	SCH-SGWC-22	Total/NA	Water	SM2320 B	
680-231076-8	SCH-SGWC-23	Total/NA	Water	SM2320 B	
680-231076-9	SCH-SGWA-24	Total/NA	Water	SM2320 B	
680-231076-10	SCH-SGWA-25	Total/NA	Water	SM2320 B	
680-231076-11	SCH-AP1-FB-2	Total/NA	Water	SM2320 B	
680-231076-12	SCH-AP1-EB-2	Total/NA	Water	SM2320 B	
MB 180-427598/29	Method Blank	Total/NA	Water	SM2320 B	
MB 180-427598/53	Method Blank	Total/NA	Water	SM2320 B	
LCS 180-427598/28	Lab Control Sample	Total/NA	Water	SM2320 B	
LCS 180-427598/52	Lab Control Sample	Total/NA	Water	SM2320 B	
LLCS 180-427598/27	Lab Control Sample	Total/NA	Water	SM2320 B	
LLCS 180-427598/51	Lab Control Sample	Total/NA	Water	SM2320 B	
680-231076-2 DU	SCH-SGWC-13	Total/NA	Water	SM2320 B	
680-231076-8 DU	SCH-SGWC-23	Total/NA	Water	SM2320 B	

Prep Batch: 427619

Lab Sample ID	Client Sample ID	Prep Type	Matrix	Method	Prep Batch
680-231076-1	SCH-SGWC-12	Total/NA	Water	9030B	
680-231076-2	SCH-SGWC-13	Total/NA	Water	9030B	
680-231076-3	SCH-SGWC-14	Total/NA	Water	9030B	
680-231076-4	SCH-SGWC-15	Total/NA	Water	9030B	
680-231076-5	SCH-SGWC-16	Total/NA	Water	9030B	
680-231076-6	SCH-SGWC-21	Total/NA	Water	9030B	
680-231076-7	SCH-SGWC-22	Total/NA	Water	9030B	
680-231076-8	SCH-SGWC-23	Total/NA	Water	9030B	
680-231076-9	SCH-SGWA-24	Total/NA	Water	9030B	
680-231076-10	SCH-SGWA-25	Total/NA	Water	9030B	
680-231076-11	SCH-AP1-FB-2	Total/NA	Water	9030B	
680-231076-12	SCH-AP1-EB-2	Total/NA	Water	9030B	
MB 180-427619/2-A	Method Blank	Total/NA	Water	9030B	
LCS 180-427619/1-A	Lab Control Sample	Total/NA	Water	9030B	
680-231076-1 MS	SCH-SGWC-12	Total/NA	Water	9030B	
680-231076-1 MSD	SCH-SGWC-12	Total/NA	Water	9030B	

Analysis Batch: 427674

Lab Sample ID	Client Sample ID	Prep Type	Matrix	Method	Prep Batch
680-231076-1	SCH-SGWC-12	Total/NA	Water	EPA 9034	427619
680-231076-2	SCH-SGWC-13	Total/NA	Water	EPA 9034	427619

Eurofins Savannah

QC Association Summary

Client: Southern Company
Project/Site: CCR Plant Scherer - Ash Pond

Job ID: 680-231076-1

General Chemistry (Continued)

Analysis Batch: 427674 (Continued)

Lab Sample ID	Client Sample ID	Prep Type	Matrix	Method	Prep Batch
680-231076-3	SCH-SGWC-14	Total/NA	Water	EPA 9034	427619
680-231076-4	SCH-SGWC-15	Total/NA	Water	EPA 9034	427619
680-231076-5	SCH-SGWC-16	Total/NA	Water	EPA 9034	427619
680-231076-6	SCH-SGWC-21	Total/NA	Water	EPA 9034	427619
680-231076-7	SCH-SGWC-22	Total/NA	Water	EPA 9034	427619
680-231076-8	SCH-SGWC-23	Total/NA	Water	EPA 9034	427619
680-231076-9	SCH-SGWA-24	Total/NA	Water	EPA 9034	427619
680-231076-10	SCH-SGWA-25	Total/NA	Water	EPA 9034	427619
680-231076-11	SCH-AP1-FB-2	Total/NA	Water	EPA 9034	427619
680-231076-12	SCH-AP1-EB-2	Total/NA	Water	EPA 9034	427619
MB 180-427619/2-A	Method Blank	Total/NA	Water	EPA 9034	427619
LCS 180-427619/1-A	Lab Control Sample	Total/NA	Water	EPA 9034	427619
680-231076-1 MS	SCH-SGWC-12	Total/NA	Water	EPA 9034	427619
680-231076-1 MSD	SCH-SGWC-12	Total/NA	Water	EPA 9034	427619

Analysis Batch: 427794

Lab Sample ID	Client Sample ID	Prep Type	Matrix	Method	Prep Batch
680-231076-1	SCH-SGWC-12	Total/NA	Water	SM 2540C	
680-231076-2	SCH-SGWC-13	Total/NA	Water	SM 2540C	
680-231076-3	SCH-SGWC-14	Total/NA	Water	SM 2540C	
MB 180-427794/1	Method Blank	Total/NA	Water	SM 2540C	
LCS 180-427794/2	Lab Control Sample	Total/NA	Water	SM 2540C	
180-152609-C-2 DU	Duplicate	Total/NA	Water	SM 2540C	

Analysis Batch: 427967

Lab Sample ID	Client Sample ID	Prep Type	Matrix	Method	Prep Batch
680-231076-4	SCH-SGWC-15	Total/NA	Water	SM 2540C	
680-231076-5	SCH-SGWC-16	Total/NA	Water	SM 2540C	
680-231076-6	SCH-SGWC-21	Total/NA	Water	SM 2540C	
680-231076-7	SCH-SGWC-22	Total/NA	Water	SM 2540C	
680-231076-8	SCH-SGWC-23	Total/NA	Water	SM 2540C	
680-231076-9	SCH-SGWA-24	Total/NA	Water	SM 2540C	
680-231076-10	SCH-SGWA-25	Total/NA	Water	SM 2540C	
680-231076-11	SCH-AP1-FB-2	Total/NA	Water	SM 2540C	
MB 180-427967/1	Method Blank	Total/NA	Water	SM 2540C	
LCS 180-427967/2	Lab Control Sample	Total/NA	Water	SM 2540C	
680-231078-A-4 DU	Duplicate	Total/NA	Water	SM 2540C	
680-231081-A-1 DU	Duplicate	Total/NA	Water	SM 2540C	

Analysis Batch: 428853

Lab Sample ID	Client Sample ID	Prep Type	Matrix	Method	Prep Batch
680-231076-12	SCH-AP1-EB-2	Total/NA	Water	SM 2540C	
MB 180-428853/1	Method Blank	Total/NA	Water	SM 2540C	
LCS 180-428853/2	Lab Control Sample	Total/NA	Water	SM 2540C	
180-152798-B-5 DU	Duplicate	Total/NA	Water	SM 2540C	

Analysis Batch: 429994

Lab Sample ID	Client Sample ID	Prep Type	Matrix	Method	Prep Batch
680-231076-7	SCH-SGWC-22	Total/NA	Water	SM 3500	
680-231076-8	SCH-SGWC-23	Total/NA	Water	SM 3500	
680-231076-9	SCH-SGWA-24	Total/NA	Water	SM 3500	

Eurofins Savannah

QC Association Summary

Client: Southern Company
Project/Site: CCR Plant Scherer - Ash Pond

Job ID: 680-231076-1

General Chemistry (Continued)

Analysis Batch: 429994 (Continued)

Lab Sample ID	Client Sample ID	Prep Type	Matrix	Method	Prep Batch
680-231076-10	SCH-SGWA-25	Total/NA	Water	SM 3500	

Analysis Batch: 430037

Lab Sample ID	Client Sample ID	Prep Type	Matrix	Method	Prep Batch
680-231076-1	SCH-SGWC-12	Total/NA	Water	SM 3500	
680-231076-2	SCH-SGWC-13	Total/NA	Water	SM 3500	
680-231076-3	SCH-SGWC-14	Total/NA	Water	SM 3500	
680-231076-4	SCH-SGWC-15	Total/NA	Water	SM 3500	
680-231076-5	SCH-SGWC-16	Total/NA	Water	SM 3500	
680-231076-6	SCH-SGWC-21	Total/NA	Water	SM 3500	

Field Service / Mobile Lab

Analysis Batch: 428232

Lab Sample ID	Client Sample ID	Prep Type	Matrix	Method	Prep Batch
680-231076-1	SCH-SGWC-12	Total/NA	Water	Field Sampling	
680-231076-2	SCH-SGWC-13	Total/NA	Water	Field Sampling	
680-231076-3	SCH-SGWC-14	Total/NA	Water	Field Sampling	
680-231076-4	SCH-SGWC-15	Total/NA	Water	Field Sampling	
680-231076-5	SCH-SGWC-16	Total/NA	Water	Field Sampling	
680-231076-6	SCH-SGWC-21	Total/NA	Water	Field Sampling	
680-231076-7	SCH-SGWC-22	Total/NA	Water	Field Sampling	
680-231076-8	SCH-SGWC-23	Total/NA	Water	Field Sampling	
680-231076-9	SCH-SGWA-24	Total/NA	Water	Field Sampling	
680-231076-10	SCH-SGWA-25	Total/NA	Water	Field Sampling	

Lab Chronicle

Client: Southern Company
 Project/Site: CCR Plant Scherer - Ash Pond

Job ID: 680-231076-1

Client Sample ID: SCH-SGWC-12

Lab Sample ID: 680-231076-1

Date Collected: 02/23/23 10:35

Matrix: Water

Date Received: 02/25/23 09:00

Prep Type	Batch Type	Batch Method	Run	Dil Factor	Initial Amount	Final Amount	Batch Number	Prepared or Analyzed	Analyst	Lab
Total/NA	Analysis	EPA 300.0 R2.1 Instrument ID: INTEGRION		1	1 mL	1 mL	428116	03/04/23 21:07	SNL	EET PIT
Total Recoverable	Prep	3005A			25 mL	25 mL	428062	03/03/23 12:40	HCY	EET PIT
Total Recoverable	Analysis	EPA 6020B Instrument ID: DORY		1			428454	03/04/23 16:27	RSK	EET PIT
Total Recoverable	Prep	3005A			25 mL	25 mL	428062	03/03/23 12:40	HCY	EET PIT
Total Recoverable	Analysis	EPA 6020B Instrument ID: NEMO		1			430527	03/25/23 12:37	RSK	EET PIT
Total/NA	Prep	7470A			25 mL	25 mL	428559	03/09/23 09:25	RSR	EET PIT
Total/NA	Analysis	EPA 7470A Instrument ID: HGZ		1			428715	03/09/23 13:26	RJR	EET PIT
Total/NA	Prep	9030B			50 mL	50 mL	427619	02/28/23 09:29	BAB	EET PIT
Total/NA	Analysis	EPA 9034 Instrument ID: NOEQUIP		1			427674	02/28/23 15:50	BAB	EET PIT
Total/NA	Analysis	SM 2540C Instrument ID: NOEQUIP		1	100 mL	100 mL	427794	03/01/23 14:28	LWM	EET PIT
Total/NA	Analysis	SM 3500 Instrument ID: NOEQUIP		1			430037	03/22/23 11:28	CRL	EET PIT
Total/NA	Analysis	SM2320 B Instrument ID: PCTITRATOR		1			427598	02/27/23 16:53	MAM	EET PIT
Total/NA	Analysis	Field Sampling Instrument ID: NOEQUIP		1			428232	02/23/23 10:35	FDS	EET PIT

Client Sample ID: SCH-SGWC-13

Lab Sample ID: 680-231076-2

Date Collected: 02/23/23 13:10

Matrix: Water

Date Received: 02/25/23 09:00

Prep Type	Batch Type	Batch Method	Run	Dil Factor	Initial Amount	Final Amount	Batch Number	Prepared or Analyzed	Analyst	Lab
Total/NA	Analysis	EPA 300.0 R2.1 Instrument ID: INTEGRION		1	1 mL	1 mL	428116	03/05/23 03:16	SNL	EET PIT
Total Recoverable	Prep	3005A			25 mL	25 mL	428062	03/03/23 12:40	HCY	EET PIT
Total Recoverable	Analysis	EPA 6020B Instrument ID: DORY		1			428454	03/04/23 16:31	RSK	EET PIT
Total Recoverable	Prep	3005A			25 mL	25 mL	428062	03/03/23 12:40	HCY	EET PIT
Total Recoverable	Analysis	EPA 6020B Instrument ID: NEMO		1			430527	03/25/23 12:40	RSK	EET PIT
Total/NA	Prep	7470A			25 mL	25 mL	428559	03/09/23 09:25	RSR	EET PIT
Total/NA	Analysis	EPA 7470A Instrument ID: HGZ		1			428715	03/09/23 13:29	RJR	EET PIT
Total/NA	Prep	9030B			50 mL	50 mL	427619	02/28/23 09:29	BAB	EET PIT
Total/NA	Analysis	EPA 9034 Instrument ID: NOEQUIP		1			427674	02/28/23 15:54	BAB	EET PIT
Total/NA	Analysis	SM 2540C Instrument ID: NOEQUIP		1	100 mL	100 mL	427794	03/01/23 14:28	LWM	EET PIT

Eurofins Savannah

Lab Chronicle

Client: Southern Company
 Project/Site: CCR Plant Scherer - Ash Pond

Job ID: 680-231076-1

Client Sample ID: SCH-SGWC-13

Lab Sample ID: 680-231076-2

Date Collected: 02/23/23 13:10

Matrix: Water

Date Received: 02/25/23 09:00

Prep Type	Batch Type	Batch Method	Run	Dil Factor	Initial Amount	Final Amount	Batch Number	Prepared or Analyzed	Analyst	Lab
Total/NA	Analysis	SM 3500		1			430037	03/22/23 11:28	CRL	EET PIT
Total/NA	Analysis	SM2320 B Instrument ID: PCTITRATOR		1			427598	02/27/23 17:19	MAM	EET PIT
Total/NA	Analysis	Field Sampling Instrument ID: NOEQUIP		1			428232	02/23/23 13:10	FDS	EET PIT

Client Sample ID: SCH-SGWC-14

Lab Sample ID: 680-231076-3

Date Collected: 02/23/23 10:53

Matrix: Water

Date Received: 02/25/23 09:00

Prep Type	Batch Type	Batch Method	Run	Dil Factor	Initial Amount	Final Amount	Batch Number	Prepared or Analyzed	Analyst	Lab
Total/NA	Analysis	EPA 300.0 R2.1 Instrument ID: INTEGRION		1	1 mL	1 mL	428116	03/04/23 21:25	SNL	EET PIT
Total Recoverable	Prep	3005A			25 mL	25 mL	430846	03/30/23 11:14	JBP	EET PIT
Total Recoverable	Analysis	EPA 6020B Instrument ID: A		1			431009	03/31/23 16:11	RSK	EET PIT
Total Recoverable	Prep	3005A			25 mL	25 mL	428062	03/03/23 12:40	HCY	EET PIT
Total Recoverable	Analysis	EPA 6020B Instrument ID: DORY		1			428454	03/04/23 16:34	RSK	EET PIT
Total/NA	Prep	7470A			25 mL	25 mL	428559	03/09/23 09:25	RSR	EET PIT
Total/NA	Analysis	EPA 7470A Instrument ID: HGZ		1			428715	03/09/23 13:33	RJR	EET PIT
Total/NA	Prep	9030B			50 mL	50 mL	427619	02/28/23 09:29	BAB	EET PIT
Total/NA	Analysis	EPA 9034 Instrument ID: NOEQUIP		1			427674	02/28/23 15:56	BAB	EET PIT
Total/NA	Analysis	SM 2540C Instrument ID: NOEQUIP		1	100 mL	100 mL	427794	03/01/23 14:28	LWM	EET PIT
Total/NA	Analysis	SM 3500 Instrument ID: NOEQUIP		1			430037	03/22/23 11:28	CRL	EET PIT
Total/NA	Analysis	SM2320 B Instrument ID: PCTITRATOR		1			427598	02/27/23 17:28	MAM	EET PIT
Total/NA	Analysis	Field Sampling Instrument ID: NOEQUIP		1			428232	02/23/23 10:53	FDS	EET PIT

Client Sample ID: SCH-SGWC-15

Lab Sample ID: 680-231076-4

Date Collected: 02/23/23 13:08

Matrix: Water

Date Received: 02/25/23 09:00

Prep Type	Batch Type	Batch Method	Run	Dil Factor	Initial Amount	Final Amount	Batch Number	Prepared or Analyzed	Analyst	Lab
Total/NA	Analysis	EPA 300.0 R2.1 Instrument ID: INTEGRION		1	1 mL	1 mL	428116	03/04/23 21:44	SNL	EET PIT
Total Recoverable	Prep	3005A			25 mL	25 mL	430846	03/30/23 11:14	JBP	EET PIT
Total Recoverable	Analysis	EPA 6020B Instrument ID: A		1			431009	03/31/23 15:16	RSK	EET PIT

Eurofins Savannah

Lab Chronicle

Client: Southern Company
 Project/Site: CCR Plant Scherer - Ash Pond

Job ID: 680-231076-1

Client Sample ID: SCH-SGWC-15

Lab Sample ID: 680-231076-4

Date Collected: 02/23/23 13:08

Matrix: Water

Date Received: 02/25/23 09:00

Prep Type	Batch Type	Batch Method	Run	Dil Factor	Initial Amount	Final Amount	Batch Number	Prepared or Analyzed	Analyst	Lab
Total Recoverable	Prep	3005A			25 mL	25 mL	428062	03/03/23 12:40	HCY	EET PIT
Total Recoverable	Analysis	EPA 6020B		1			428454	03/04/23 16:38	RSK	EET PIT
		Instrument ID: DORY								
Total/NA	Prep	7470A			25 mL	25 mL	428559	03/09/23 09:25	RSR	EET PIT
Total/NA	Analysis	EPA 7470A		1			428715	03/09/23 13:34	RJR	EET PIT
		Instrument ID: HGZ								
Total/NA	Prep	9030B			50 mL	50 mL	427619	02/28/23 09:29	BAB	EET PIT
Total/NA	Analysis	EPA 9034		1			427674	02/28/23 15:57	BAB	EET PIT
		Instrument ID: NOEQUIP								
Total/NA	Analysis	SM 2540C		1	100 mL	100 mL	427967	03/02/23 17:58	LWM	EET PIT
		Instrument ID: NOEQUIP								
Total/NA	Analysis	SM 3500		1			430037	03/22/23 11:28	CRL	EET PIT
		Instrument ID: NOEQUIP								
Total/NA	Analysis	SM2320 B		1			427598	02/27/23 17:33	MAM	EET PIT
		Instrument ID: PCTITRATOR								
Total/NA	Analysis	Field Sampling		1			428232	02/23/23 13:08	FDS	EET PIT
		Instrument ID: NOEQUIP								

Client Sample ID: SCH-SGWC-16

Lab Sample ID: 680-231076-5

Date Collected: 02/23/23 15:24

Matrix: Water

Date Received: 02/25/23 09:00

Prep Type	Batch Type	Batch Method	Run	Dil Factor	Initial Amount	Final Amount	Batch Number	Prepared or Analyzed	Analyst	Lab
Total/NA	Analysis	EPA 300.0 R2.1		1	1 mL	1 mL	428116	03/04/23 22:02	SNL	EET PIT
		Instrument ID: INTEGRION								
Total Recoverable	Prep	3005A			25 mL	25 mL	428062	03/03/23 12:40	HCY	EET PIT
Total Recoverable	Analysis	EPA 6020B		1			428454	03/04/23 16:42	RSK	EET PIT
		Instrument ID: DORY								
Total Recoverable	Prep	3005A			25 mL	25 mL	428062	03/03/23 12:40	HCY	EET PIT
Total Recoverable	Analysis	EPA 6020B		1			430527	03/25/23 12:54	RSK	EET PIT
		Instrument ID: NEMO								
Total/NA	Prep	7470A			25 mL	25 mL	428559	03/09/23 09:25	RSR	EET PIT
Total/NA	Analysis	EPA 7470A		1			428715	03/09/23 13:35	RJR	EET PIT
		Instrument ID: HGZ								
Total/NA	Prep	9030B			50 mL	50 mL	427619	02/28/23 09:29	BAB	EET PIT
Total/NA	Analysis	EPA 9034		1			427674	02/28/23 15:58	BAB	EET PIT
		Instrument ID: NOEQUIP								
Total/NA	Analysis	SM 2540C		1	100 mL	100 mL	427967	03/02/23 17:58	LWM	EET PIT
		Instrument ID: NOEQUIP								
Total/NA	Analysis	SM 3500		1			430037	03/22/23 11:28	CRL	EET PIT
		Instrument ID: NOEQUIP								
Total/NA	Analysis	SM2320 B		1			427598	02/27/23 17:37	MAM	EET PIT
		Instrument ID: PCTITRATOR								
Total/NA	Analysis	Field Sampling		1			428232	02/23/23 15:24	FDS	EET PIT
		Instrument ID: NOEQUIP								

Eurofins Savannah

Lab Chronicle

Client: Southern Company
 Project/Site: CCR Plant Scherer - Ash Pond

Job ID: 680-231076-1

Client Sample ID: SCH-SGWC-21

Lab Sample ID: 680-231076-6

Date Collected: 02/23/23 09:00

Matrix: Water

Date Received: 02/25/23 09:00

Prep Type	Batch Type	Batch Method	Run	Dil Factor	Initial Amount	Final Amount	Batch Number	Prepared or Analyzed	Analyst	Lab
Total/NA	Analysis	EPA 300.0 R2.1 Instrument ID: INTEGRION		1	1 mL	1 mL	428116	03/04/23 22:20	SNL	EET PIT
Total Recoverable	Prep	3005A			25 mL	25 mL	430846	03/30/23 11:14	JBP	EET PIT
Total Recoverable	Analysis	EPA 6020B Instrument ID: A		1			431009	03/31/23 16:15	RSK	EET PIT
Total Recoverable	Prep	3005A			25 mL	25 mL	428062	03/03/23 12:40	HCY	EET PIT
Total Recoverable	Analysis	EPA 6020B Instrument ID: DORY		1			428454	03/04/23 16:45	RSK	EET PIT
Total/NA	Prep	7470A			25 mL	25 mL	428559	03/09/23 09:25	RSR	EET PIT
Total/NA	Analysis	EPA 7470A Instrument ID: HGZ		1			428715	03/09/23 13:36	RJR	EET PIT
Total/NA	Prep	9030B			50 mL	50 mL	427619	02/28/23 09:29	BAB	EET PIT
Total/NA	Analysis	EPA 9034 Instrument ID: NOEQUIP		1			427674	02/28/23 16:00	BAB	EET PIT
Total/NA	Analysis	SM 2540C Instrument ID: NOEQUIP		1	100 mL	100 mL	427967	03/02/23 17:58	LWM	EET PIT
Total/NA	Analysis	SM 3500 Instrument ID: NOEQUIP		1			430037	03/22/23 11:28	CRL	EET PIT
Total/NA	Analysis	SM2320 B Instrument ID: PCTITRATOR		1			427598	02/27/23 17:41	MAM	EET PIT
Total/NA	Analysis	Field Sampling Instrument ID: NOEQUIP		1			428232	02/23/23 09:00	FDS	EET PIT

Client Sample ID: SCH-SGWC-22

Lab Sample ID: 680-231076-7

Date Collected: 02/23/23 12:37

Matrix: Water

Date Received: 02/25/23 09:00

Prep Type	Batch Type	Batch Method	Run	Dil Factor	Initial Amount	Final Amount	Batch Number	Prepared or Analyzed	Analyst	Lab
Total/NA	Analysis	EPA 300.0 R2.1 Instrument ID: INTEGRION		1	1 mL	1 mL	428116	03/05/23 00:48	SNL	EET PIT
Total Recoverable	Prep	3005A			25 mL	25 mL	428412	03/08/23 09:05	HCY	EET PIT
Total Recoverable	Analysis	EPA 6020B Instrument ID: A		1			430208	03/22/23 15:20	RSK	EET PIT
Total Recoverable	Prep	3005A			25 mL	25 mL	428412	03/08/23 09:05	HCY	EET PIT
Total Recoverable	Analysis	EPA 6020B Instrument ID: A		1			431774	04/07/23 12:11	RSK	EET PIT
Total/NA	Prep	7470A			25 mL	25 mL	428559	03/09/23 09:25	RSR	EET PIT
Total/NA	Analysis	EPA 7470A Instrument ID: HGZ		1			428715	03/09/23 13:37	RJR	EET PIT
Total/NA	Prep	9030B			50 mL	50 mL	427619	02/28/23 09:29	BAB	EET PIT
Total/NA	Analysis	EPA 9034 Instrument ID: NOEQUIP		1			427674	02/28/23 16:01	BAB	EET PIT
Total/NA	Analysis	SM 2540C Instrument ID: NOEQUIP		1	100 mL	100 mL	427967	03/02/23 17:58	LWM	EET PIT

Eurofins Savannah

Lab Chronicle

Client: Southern Company
 Project/Site: CCR Plant Scherer - Ash Pond

Job ID: 680-231076-1

Client Sample ID: SCH-SGWC-22

Lab Sample ID: 680-231076-7

Date Collected: 02/23/23 12:37

Matrix: Water

Date Received: 02/25/23 09:00

Prep Type	Batch Type	Batch Method	Run	Dil Factor	Initial Amount	Final Amount	Batch Number	Prepared or Analyzed	Analyst	Lab
Total/NA	Analysis	SM 3500		1			429994	03/22/23 08:58	CRL	EET PIT
Total/NA	Analysis	SM2320 B Instrument ID: PCTITRATOR		1			427598	02/27/23 17:46	MAM	EET PIT
Total/NA	Analysis	Field Sampling Instrument ID: NOEQUIP		1			428232	02/23/23 12:37	FDS	EET PIT

Client Sample ID: SCH-SGWC-23

Lab Sample ID: 680-231076-8

Date Collected: 02/23/23 10:47

Matrix: Water

Date Received: 02/25/23 09:00

Prep Type	Batch Type	Batch Method	Run	Dil Factor	Initial Amount	Final Amount	Batch Number	Prepared or Analyzed	Analyst	Lab
Total/NA	Analysis	EPA 300.0 R2.1 Instrument ID: INTEGRION		1	1 mL	1 mL	428116	03/05/23 01:07	SNL	EET PIT
Total Recoverable	Prep	3005A			25 mL	25 mL	428412	03/08/23 09:05	HCY	EET PIT
Total Recoverable	Analysis	EPA 6020B Instrument ID: A		1			430208	03/22/23 15:39	RSK	EET PIT
Total Recoverable	Prep	3005A			25 mL	25 mL	428412	03/08/23 09:05	HCY	EET PIT
Total Recoverable	Analysis	EPA 6020B Instrument ID: A		1			431774	04/07/23 12:22	RSK	EET PIT
Total/NA	Prep	7470A			25 mL	25 mL	428559	03/09/23 09:25	RSR	EET PIT
Total/NA	Analysis	EPA 7470A Instrument ID: HGZ		1			428715	03/09/23 13:39	RJR	EET PIT
Total/NA	Prep	9030B			50 mL	50 mL	427619	02/28/23 09:29	BAB	EET PIT
Total/NA	Analysis	EPA 9034 Instrument ID: NOEQUIP		1			427674	02/28/23 16:05	BAB	EET PIT
Total/NA	Analysis	SM 2540C Instrument ID: NOEQUIP		1	100 mL	100 mL	427967	03/02/23 17:58	LWM	EET PIT
Total/NA	Analysis	SM 3500 Instrument ID: NOEQUIP		1			429994	03/22/23 08:58	CRL	EET PIT
Total/NA	Analysis	SM2320 B Instrument ID: PCTITRATOR		1			427598	02/27/23 18:00	MAM	EET PIT
Total/NA	Analysis	Field Sampling Instrument ID: NOEQUIP		1			428232	02/23/23 10:47	FDS	EET PIT

Client Sample ID: SCH-SGWA-24

Lab Sample ID: 680-231076-9

Date Collected: 02/23/23 11:10

Matrix: Water

Date Received: 02/25/23 09:00

Prep Type	Batch Type	Batch Method	Run	Dil Factor	Initial Amount	Final Amount	Batch Number	Prepared or Analyzed	Analyst	Lab
Total/NA	Analysis	EPA 300.0 R2.1 Instrument ID: INTEGRION		1	1 mL	1 mL	428116	03/05/23 01:25	SNL	EET PIT
Total Recoverable	Prep	3005A			25 mL	25 mL	428412	03/08/23 09:05	HCY	EET PIT
Total Recoverable	Analysis	EPA 6020B Instrument ID: A		1			430208	03/22/23 15:42	RSK	EET PIT

Eurofins Savannah

Lab Chronicle

Client: Southern Company
 Project/Site: CCR Plant Scherer - Ash Pond

Job ID: 680-231076-1

Client Sample ID: SCH-SGWA-24

Lab Sample ID: 680-231076-9

Date Collected: 02/23/23 11:10

Matrix: Water

Date Received: 02/25/23 09:00

Prep Type	Batch Type	Batch Method	Run	Dil Factor	Initial Amount	Final Amount	Batch Number	Prepared or Analyzed	Analyst	Lab
Total Recoverable	Prep	3005A			25 mL	25 mL	428412	03/08/23 09:05	HCY	EET PIT
Total Recoverable	Analysis	EPA 6020B		1			431774	04/07/23 12:25	RSK	EET PIT
	Instrument ID: A									
Total/NA	Prep	7470A			25 mL	25 mL	428559	03/09/23 09:25	RSR	EET PIT
Total/NA	Analysis	EPA 7470A		1			428715	03/09/23 13:40	RJR	EET PIT
	Instrument ID: HGZ									
Total/NA	Prep	9030B			50 mL	50 mL	427619	02/28/23 09:29	BAB	EET PIT
Total/NA	Analysis	EPA 9034		1			427674	02/28/23 16:07	BAB	EET PIT
	Instrument ID: NOEQUIP									
Total/NA	Analysis	SM 2540C		1	100 mL	100 mL	427967	03/02/23 17:58	LWM	EET PIT
	Instrument ID: NOEQUIP									
Total/NA	Analysis	SM 3500		1			429994	03/22/23 08:58	CRL	EET PIT
	Instrument ID: NOEQUIP									
Total/NA	Analysis	SM2320 B		1			427598	02/27/23 18:10	MAM	EET PIT
	Instrument ID: PCTITRATOR									
Total/NA	Analysis	Field Sampling		1			428232	02/23/23 11:10	FDS	EET PIT
	Instrument ID: NOEQUIP									

Client Sample ID: SCH-SGWA-25

Lab Sample ID: 680-231076-10

Date Collected: 02/23/23 09:35

Matrix: Water

Date Received: 02/25/23 09:00

Prep Type	Batch Type	Batch Method	Run	Dil Factor	Initial Amount	Final Amount	Batch Number	Prepared or Analyzed	Analyst	Lab
Total/NA	Analysis	EPA 300.0 R2.1		1	1 mL	1 mL	428116	03/05/23 01:44	SNL	EET PIT
	Instrument ID: INTEGRION									
Total Recoverable	Prep	3005A			25 mL	25 mL	428412	03/08/23 09:05	HCY	EET PIT
Total Recoverable	Analysis	EPA 6020B		1			430208	03/22/23 15:46	RSK	EET PIT
	Instrument ID: A									
Total Recoverable	Prep	3005A			25 mL	25 mL	428412	03/08/23 09:05	HCY	EET PIT
Total Recoverable	Analysis	EPA 6020B		1			431774	04/07/23 12:29	RSK	EET PIT
	Instrument ID: A									
Total/NA	Prep	7470A			25 mL	25 mL	428559	03/09/23 09:25	RSR	EET PIT
Total/NA	Analysis	EPA 7470A		1			428715	03/09/23 13:41	RJR	EET PIT
	Instrument ID: HGZ									
Total/NA	Prep	9030B			50 mL	50 mL	427619	02/28/23 09:29	BAB	EET PIT
Total/NA	Analysis	EPA 9034		1			427674	02/28/23 16:08	BAB	EET PIT
	Instrument ID: NOEQUIP									
Total/NA	Analysis	SM 2540C		1	100 mL	100 mL	427967	03/02/23 17:58	LWM	EET PIT
	Instrument ID: NOEQUIP									
Total/NA	Analysis	SM 3500		1			429994	03/29/23 07:28	CRL	EET PIT
	Instrument ID: NOEQUIP									
Total/NA	Analysis	SM2320 B		1			427598	02/27/23 18:15	MAM	EET PIT
	Instrument ID: PCTITRATOR									
Total/NA	Analysis	Field Sampling		1			428232	02/23/23 09:35	FDS	EET PIT
	Instrument ID: NOEQUIP									

Eurofins Savannah

Lab Chronicle

Client: Southern Company
 Project/Site: CCR Plant Scherer - Ash Pond

Job ID: 680-231076-1

Client Sample ID: SCH-AP1-FB-2

Lab Sample ID: 680-231076-11

Date Collected: 02/23/23 12:45

Matrix: Water

Date Received: 02/25/23 09:00

Prep Type	Batch Type	Batch Method	Run	Dil Factor	Initial Amount	Final Amount	Batch Number	Prepared or Analyzed	Analyst	Lab
Total/NA	Analysis	EPA 300.0 R2.1 Instrument ID: INTEGRION		1	1 mL	1 mL	428116	03/05/23 04:11	SNL	EET PIT
Total Recoverable	Prep	3005A			25 mL	25 mL	428412	03/08/23 09:05	HCY	EET PIT
Total Recoverable	Analysis	EPA 6020B Instrument ID: A		1			430208	03/22/23 15:57	RSK	EET PIT
Total Recoverable	Prep	3005A			25 mL	25 mL	428412	03/08/23 09:05	HCY	EET PIT
Total Recoverable	Analysis	EPA 6020B Instrument ID: A		1			431774	04/07/23 12:44	RSK	EET PIT
Total/NA	Prep	7470A			25 mL	25 mL	428559	03/09/23 09:25	RSR	EET PIT
Total/NA	Analysis	EPA 7470A Instrument ID: HGZ		1			428715	03/09/23 13:42	RJR	EET PIT
Total/NA	Prep	9030B			50 mL	50 mL	427619	02/28/23 09:29	BAB	EET PIT
Total/NA	Analysis	EPA 9034 Instrument ID: NOEQUIP		1			427674	02/28/23 16:09	BAB	EET PIT
Total/NA	Analysis	SM 2540C Instrument ID: NOEQUIP		1	100 mL	100 mL	427967	03/02/23 17:58	LWM	EET PIT
Total/NA	Analysis	SM2320 B Instrument ID: PCTITRATOR		1			427598	02/27/23 18:20	MAM	EET PIT

Client Sample ID: SCH-AP1-EB-2

Lab Sample ID: 680-231076-12

Date Collected: 02/23/23 16:25

Matrix: Water

Date Received: 02/25/23 09:00

Prep Type	Batch Type	Batch Method	Run	Dil Factor	Initial Amount	Final Amount	Batch Number	Prepared or Analyzed	Analyst	Lab
Total/NA	Analysis	EPA 300.0 R2.1 Instrument ID: INTEGRION		1	1 mL	1 mL	428116	03/05/23 02:02	SNL	EET PIT
Total Recoverable	Prep	3005A			25 mL	25 mL	428412	03/08/23 09:05	HCY	EET PIT
Total Recoverable	Analysis	EPA 6020B Instrument ID: A		1			430208	03/22/23 16:19	RSK	EET PIT
Total Recoverable	Prep	3005A			25 mL	25 mL	428412	03/08/23 09:05	HCY	EET PIT
Total Recoverable	Analysis	EPA 6020B Instrument ID: A		1			431774	04/07/23 12:48	RSK	EET PIT
Total/NA	Prep	7470A			25 mL	25 mL	428559	03/09/23 09:25	RSR	EET PIT
Total/NA	Analysis	EPA 7470A Instrument ID: HGZ		1			428715	03/09/23 13:43	RJR	EET PIT
Total/NA	Prep	9030B			50 mL	50 mL	427619	02/28/23 09:29	BAB	EET PIT
Total/NA	Analysis	EPA 9034 Instrument ID: NOEQUIP		1			427674	02/28/23 16:11	BAB	EET PIT
Total/NA	Analysis	SM 2540C Instrument ID: NOEQUIP		1	100 mL	100 mL	428853	03/10/23 16:34	LWM	EET PIT
Total/NA	Analysis	SM2320 B Instrument ID: PCTITRATOR		1			427598	02/27/23 18:23	MAM	EET PIT

Laboratory References:

EET PIT = Eurofins Pittsburgh, 301 Alpha Drive, RIDC Park, Pittsburgh, PA 15238, TEL (412)963-7058

Eurofins Savannah

Accreditation/Certification Summary

Client: Southern Company
 Project/Site: CCR Plant Scherer - Ash Pond

Job ID: 680-231076-1

Laboratory: Eurofins Pittsburgh

All accreditations/certifications held by this laboratory are listed. Not all accreditations/certifications are applicable to this report.

Authority	Program	Identification Number	Expiration Date
Arkansas DEQ	State	19-033-0	06-27-23
California	State	2891	04-30-23
Connecticut	State	PH-0688	09-30-24
Florida	NELAP	E871008	06-30-23
Georgia	State	PA 02-00416	04-30-23
Illinois	NELAP	004375	06-30-23
Kansas	NELAP	E-10350	01-31-24
Kentucky (UST)	State	162013	04-30-23
Kentucky (WW)	State	KY98043	12-31-23
Louisiana	NELAP	04041	06-30-22 *
Louisiana (All)	NELAP	04041	06-30-23
Maine	State	PA00164	03-06-24
Minnesota	NELAP	042-999-482	12-31-23
New Hampshire	NELAP	2030	04-04-24
New Jersey	NELAP	PA005	06-30-23
New York	NELAP	11182	04-01-24
North Carolina (WW/SW)	State	434	12-31-23
North Dakota	State	R-227	04-30-23
Oregon	NELAP	PA-2151	02-06-24
Pennsylvania	NELAP	02-00416	04-30-24
Rhode Island	State	LAO00362	12-31-22 *
South Carolina	State	89014	04-30-23
Texas	NELAP	T104704528	03-31-24
USDA	US Federal Programs	P330-16-00211	06-21-24
Utah	NELAP	PA001462019-8	05-31-23
Virginia	NELAP	10043	09-14-23
West Virginia DEP	State	142	03-31-23 *
Wisconsin	State	998027800	08-31-23

* Accreditation/Certification renewal pending - accreditation/certification considered valid.

Method Summary

Client: Southern Company
Project/Site: CCR Plant Scherer - Ash Pond

Job ID: 680-231076-1

Method	Method Description	Protocol	Laboratory
EPA 300.0 R2.1	Anions, Ion Chromatography	EPA	EET PIT
EPA 6020B	Metals (ICP/MS)	SW846	EET PIT
EPA 7470A	Mercury (CVAA)	SW846	EET PIT
EPA 9034	Sulfide, Acid soluble and Insoluble (Titrimetric)	SW846	EET PIT
SM 2540C	Solids, Total Dissolved (TDS)	SM	EET PIT
SM 3500	Iron, Ferric	SM	EET PIT
SM2320 B	Alkalinity, Total	SM18	EET PIT
Field Sampling	Field Sampling	EPA	EET PIT
3005A	Preparation, Total Recoverable or Dissolved Metals	SW846	EET PIT
7470A	Preparation, Mercury	SW846	EET PIT
9030B	Sulfide, Distillation (Acid Soluble and Insoluble)	SW846	EET PIT

Protocol References:

EPA = US Environmental Protection Agency

SM = "Standard Methods For The Examination Of Water And Wastewater"

SM18 = "Standard Methods For The Examination Of Water And Wastewater", 18th Edition, 1992.

SW846 = "Test Methods For Evaluating Solid Waste, Physical/Chemical Methods", Third Edition, November 1986 And Its Updates.

Laboratory References:

EET PIT = Eurofins Pittsburgh, 301 Alpha Drive, RIDC Park, Pittsburgh, PA 15238, TEL (412)963-7058

1
2
3
4
5
6
7
8
9
10
11
12

Environment Testing
TestAmerica

Part # 150469-434 M
EXP 11/23

ORIGIN ID:LIYA (678) 966-9991
GEORGE TAYLOR
EUROFINS ATLANTA SC
6215 REGENCY PARKWAY NW
SUITE 900
NORCROSS, GA 30071
UNITED STATES US

SHIP DATE: 24FEB23
ACTWGT: 55.00 LB MAN
CAD: 859116/CAFE3616

BILL RECIPIENT


TO **SAMPLE RECIEVING**
EUROFINS TESTAMERICA PITTSBURGH
301 ALPHA DR.
RIDC PARK
PITTSBURGH PA 15238

(412) 963-7058

REF:

INV:
PO:

DEPT:



42220220320014

SATURDAY 12:00P

MPS# 6072 5516 9546

Mstr# 6072 5516 9524

0201

PRIORITY OVERNIGHT

XO AGCA

15238

PA-US PIT



Uncorrected temp
Thermometer ID,

CF -0.3 Initials Be

PT-WI-SR-001 effective 11/8/18

120
20
Be

FedEx

Do not lift using this tag.

Part # 159469-434



SDR

FedEx Saturday Delivery

ORIGIN ID: LIYA (678) 966-995
GEORGE TAYLOR
EUROFINS ATLANTA SC
6215 REGENCY PARKWAY NW
SUITE 900
NORCROSS, GA 30071
UNITED STATES US

BILL RECEIPT

151967 REV 5/20

5776178P

TO SAMPLE RECEIVING
EUROFINS TESTAMERICA PITTSBURGH
301 ALPHA DR.
RIDC PARK
PITTSBURGH PA 15238

(412) 963-7058
NU:
PO:

REF:

DEPT:



FedEx Express



20202032501111

SATURDAY 12:00P
PRIORITY OVERNIGHT

1 of 3
TRK# 6072 5516 9524
0201

MASTER

XO AGCA

15238

PA-US

PIT

Uncorrected temp
Thermometer ID

23 C
20

CF -0.3 Initials

RL

PT-WI-SR-001 effective 11/8/18

- 1
- 2
- 3
- 4
- 5
- 6
- 7
- 8
- 9
- 10
- 11
- 12



Environment Testing
TestAmerica

Full of 1000 2000 3000 4000 5000 6000 7000 8000 9000 10000

ORIGIN ID: LTYA 18781 046-9931
 DEAN TAYLOR
 EUROFINS AT LANTA SC
 1275 REGENCY PARKWAY NW
 SUITE 800
 NORCROSS, GA 30071
 UNITED STATES

SHIP DATE: 04/2023
 ACT467: 55.10.10.FAN
 CA0: 65911670FF6316

CELL RECIPIENT

TO **SAMPLE RECIEVING**
EUROFINS TESTAMERICA PITTSBURGH
301 ALPHA DR.
RIDC PARK
PITTSBURGH PA 15238

1-812-960-7000

REF:

REF:



Uncorrected temp 4.2 °C
 Thermometer ID 19

CF 118 Initials HR

STANDARD METER NUMBER

FedEx



639
0

2 of 3

SATURDAY 12:00P

MP64 6072 5516 0535

PRIORITY OVERNIGHT

XO AGCA

15238
PA-US - PIT



Login Sample Receipt Checklist

Client: Southern Company

Job Number: 680-231076-1

Login Number: 231076

List Number: 3

Creator: Weimerskirk, Angie

List Source: Eurofins Pittsburgh

List Creation: 04/14/23 11:10 AM

Question	Answer	Comment
Radioactivity wasn't checked or is </= background as measured by a survey meter.	True	
The cooler's custody seal, if present, is intact.	True	
Sample custody seals, if present, are intact.	True	
The cooler or samples do not appear to have been compromised or tampered with.	True	
Samples were received on ice.	True	
Cooler Temperature is acceptable.	True	
Cooler Temperature is recorded.	True	
COC is present.	True	
COC is filled out in ink and legible.	True	
COC is filled out with all pertinent information.	True	
Is the Field Sampler's name present on COC?	True	
There are no discrepancies between the containers received and the COC.	True	
Samples are received within Holding Time (excluding tests with immediate HTs)	True	
Sample containers have legible labels.	True	
Containers are not broken or leaking.	True	
Sample collection date/times are provided.	True	
Appropriate sample containers are used.	True	
Sample bottles are completely filled.	True	
Sample Preservation Verified.	True	
There is sufficient vol. for all requested analyses, incl. any requested MS/MSDs	True	
Containers requiring zero headspace have no headspace or bubble is <6mm (1/4").	True	
Multiphasic samples are not present.	True	
Samples do not require splitting or compositing.	True	
Residual Chlorine Checked.	True	





ANALYTICAL REPORT

PREPARED FOR

Attn: Joju Abraham
Southern Company
241 Ralph McGill Blvd SE
B10185
Atlanta, Georgia 30308
Generated 4/4/2023 8:51:17 AM

JOB DESCRIPTION

CCR Plant Scherer - AP1 PZs

JOB NUMBER

680-231081-2

Eurofins Savannah

Job Notes

The test results in this report meet NELAP requirements for parameters for which accreditation is required or available. Any exceptions to the NELAP requirements are noted. Results pertain only to samples listed in this report. This report may not be reproduced, except in full, without the written approval of the laboratory. Questions should be directed to the person who signed this report.

The test results in this report relate only to the samples as received by the laboratory and will meet all requirements of the methodology, with any exceptions noted. This report shall not be reproduced except in full, without the express written approval of the laboratory. All questions should be directed to the Eurofins Environment Testing Southeast, LLC Project Manager.

Authorization



Generated
4/4/2023 8:51:17 AM

Authorized for release by
David Fuller, Project Manager
David.Fuller@et.eurofinsus.com
(770)344-8986

Definitions/Glossary

Client: Southern Company
Project/Site: CCR Plant Scherer - AP1 PZs

Job ID: 680-231081-2

Qualifiers

Rad

Qualifier	Qualifier Description
U	Result is less than the sample detection limit.

Glossary

Abbreviation	These commonly used abbreviations may or may not be present in this report.
α	Listed under the "D" column to designate that the result is reported on a dry weight basis
%R	Percent Recovery
CFL	Contains Free Liquid
CFU	Colony Forming Unit
CNF	Contains No Free Liquid
DER	Duplicate Error Ratio (normalized absolute difference)
Dil Fac	Dilution Factor
DL	Detection Limit (DoD/DOE)
DL, RA, RE, IN	Indicates a Dilution, Re-analysis, Re-extraction, or additional Initial metals/anion analysis of the sample
DLC	Decision Level Concentration (Radiochemistry)
EDL	Estimated Detection Limit (Dioxin)
LOD	Limit of Detection (DoD/DOE)
LOQ	Limit of Quantitation (DoD/DOE)
MCL	EPA recommended "Maximum Contaminant Level"
MDA	Minimum Detectable Activity (Radiochemistry)
MDC	Minimum Detectable Concentration (Radiochemistry)
MDL	Method Detection Limit
ML	Minimum Level (Dioxin)
MPN	Most Probable Number
MQL	Method Quantitation Limit
NC	Not Calculated
ND	Not Detected at the reporting limit (or MDL or EDL if shown)
NEG	Negative / Absent
POS	Positive / Present
PQL	Practical Quantitation Limit
PRES	Presumptive
QC	Quality Control
RER	Relative Error Ratio (Radiochemistry)
RL	Reporting Limit or Requested Limit (Radiochemistry)
RPD	Relative Percent Difference, a measure of the relative difference between two points
TEF	Toxicity Equivalent Factor (Dioxin)
TEQ	Toxicity Equivalent Quotient (Dioxin)
TNTC	Too Numerous To Count

Sample Summary

Client: Southern Company
Project/Site: CCR Plant Scherer - AP1 PZs

Job ID: 680-231081-2

Lab Sample ID	Client Sample ID	Matrix	Collected	Received
680-231081-1	SCH-PZ-43S	Water	02/24/23 11:50	02/25/23 09:00
680-231081-2	SCH-AP1-EB-3	Water	02/24/23 10:25	02/25/23 09:00

1

2

3

4

5

6

7

8

9

10

11

12

13

Case Narrative

Client: Southern Company
Project/Site: CCR Plant Scherer - AP1 PZs

Job ID: 680-231081-2

Job ID: 680-231081-2

Laboratory: Eurofins Savannah

Narrative

Job Narrative 680-231081-2

Receipt

The samples were received on 2/25/2023 9:00 AM. Unless otherwise noted below, the samples arrived in good condition, and, where required, properly preserved and on ice. The temperature of the cooler at receipt time was 1.5°C

Gas Flow Proportional Counter

Method 9315_Ra226: Radium 226 Prep Batch 160-603170 Insufficient sample volume was available to perform a sample duplicate for the following samples: SCH-PZ-43S (680-231081-1) and SCH-AP1-EB-3 (680-231081-2). A laboratory control sample/ laboratory control sample duplicate (LCS/LCSD) were prepared instead to demonstrate batch precision.

Method 9315_Ra226: Prep batch 160-603170: Any minimum detectable concentration (MDC), critical value (DLC), or Safe Drinking Water Act detection limit (SDWA DL) is sample-specific unless otherwise stated elsewhere in this narrative. Radiochemistry sample results are reported with the count date/time applied as the Activity Reference Date. SCH-PZ-43S (680-231081-1), SCH-AP1-EB-3 (680-231081-2), (LCS 160-603170/2-A), (LCSD 160-603170/3-A) and (MB 160-603170/1-A)

Method 9320_Ra228: Radium 228 Prep Batch 160-603171 Insufficient sample volume was available to perform a sample duplicate for the following samples: SCH-PZ-43S (680-231081-1) and SCH-AP1-EB-3 (680-231081-2). A laboratory control sample/ laboratory control sample duplicate (LCS/LCSD) were prepared instead to demonstrate batch precision.

Method 9320_Ra228: Radium-228 batch 603171 The LCS recovered at (127%). The limits in our LIMS system at 75-125 reflect the requirements of a regulatory agency that represents a large amount of our work. However the samples associated with this LCS are not from this agency and are therefore held to our in-house statistical limits of (62-148%) per method requirements. The LCS passes, no further action is required (LCSD 160-603171/3-A)

Method 9320_Ra228: Radium-228 batch 603171 Any minimum detectable concentration (MDC), critical value (DLC), or Safe Drinking Water Act detection limit (SDWA DL) is sample-specific unless otherwise stated elsewhere in this narrative. Radiochemistry sample results are reported with the count date/time applied as the Activity Reference Date. SCH-PZ-43S (680-231081-1), SCH-AP1-EB-3 (680-231081-2), (LCS 160-603171/2-A), (LCSD 160-603171/3-A) and (MB 160-603171/1-A)

No additional analytical or quality issues were noted, other than those described above or in the Definitions/ Glossary page.

Rad

No additional analytical or quality issues were noted, other than those described above or in the Definitions/ Glossary page.

Client Sample Results

Client: Southern Company
 Project/Site: CCR Plant Scherer - AP1 PZs

Job ID: 680-231081-2

Client Sample ID: SCH-PZ-43S

Lab Sample ID: 680-231081-1

Date Collected: 02/24/23 11:50

Matrix: Water

Date Received: 02/25/23 09:00

Method: SW846 9315 - Radium-226 (GFPC)

Analyte	Result	Qualifier	Count Uncert. (2σ+/-)	Total Uncert. (2σ+/-)	RL	MDC	Unit	Prepared	Analyzed	Dil Fac
Radium-226	0.0301	U	0.0616	0.0616	1.00	0.110	pCi/L	03/10/23 09:30	04/03/23 09:52	1
Carrier	%Yield	Qualifier	Limits					Prepared	Analyzed	Dil Fac
Ba Carrier	91.8		30 - 110					03/10/23 09:30	04/03/23 09:52	1

Method: SW846 9320 - Radium-228 (GFPC)

Analyte	Result	Qualifier	Count Uncert. (2σ+/-)	Total Uncert. (2σ+/-)	RL	MDC	Unit	Prepared	Analyzed	Dil Fac
Radium-228	0.572		0.333	0.337	1.00	0.474	pCi/L	03/10/23 09:57	03/24/23 12:23	1
Carrier	%Yield	Qualifier	Limits					Prepared	Analyzed	Dil Fac
Ba Carrier	91.8		30 - 110					03/10/23 09:57	03/24/23 12:23	1
Y Carrier	85.6		30 - 110					03/10/23 09:57	03/24/23 12:23	1

Method: TAL-STL Ra226_Ra228 - Combined Radium-226 and Radium-228

Analyte	Result	Qualifier	Count Uncert. (2σ+/-)	Total Uncert. (2σ+/-)	RL	MDC	Unit	Prepared	Analyzed	Dil Fac
Combined Radium 226 + 228	0.602		0.339	0.343	5.00	0.474	pCi/L		04/03/23 15:19	1

Client Sample ID: SCH-AP1-EB-3

Lab Sample ID: 680-231081-2

Date Collected: 02/24/23 10:25

Matrix: Water

Date Received: 02/25/23 09:00

Method: SW846 9315 - Radium-226 (GFPC)

Analyte	Result	Qualifier	Count Uncert. (2σ+/-)	Total Uncert. (2σ+/-)	RL	MDC	Unit	Prepared	Analyzed	Dil Fac
Radium-226	0.0430	U	0.0646	0.0648	1.00	0.111	pCi/L	03/10/23 09:30	04/03/23 09:52	1
Carrier	%Yield	Qualifier	Limits					Prepared	Analyzed	Dil Fac
Ba Carrier	88.7		30 - 110					03/10/23 09:30	04/03/23 09:52	1

Method: SW846 9320 - Radium-228 (GFPC)

Analyte	Result	Qualifier	Count Uncert. (2σ+/-)	Total Uncert. (2σ+/-)	RL	MDC	Unit	Prepared	Analyzed	Dil Fac
Radium-228	0.365	U	0.288	0.290	1.00	0.439	pCi/L	03/10/23 09:57	03/24/23 12:24	1
Carrier	%Yield	Qualifier	Limits					Prepared	Analyzed	Dil Fac
Ba Carrier	88.7		30 - 110					03/10/23 09:57	03/24/23 12:24	1
Y Carrier	89.0		30 - 110					03/10/23 09:57	03/24/23 12:24	1

Eurofins Savannah

Client Sample Results

Client: Southern Company
Project/Site: CCR Plant Scherer - AP1 PZs

Job ID: 680-231081-2

Client Sample ID: SCH-AP1-EB-3

Lab Sample ID: 680-231081-2

Date Collected: 02/24/23 10:25

Matrix: Water

Date Received: 02/25/23 09:00

Method: TAL-STL Ra226_Ra228 - Combined Radium-226 and Radium-228

Analyte	Result	Qualifier	Count Uncert. (2σ+/-)	Total Uncert. (2σ+/-)	RL	MDC	Unit	Prepared	Analyzed	Dil Fac
Combined Radium 226 + 228	0.408	U	0.295	0.297	5.00	0.439	pCi/L		04/03/23 15:19	1

Tracer/Carrier Summary

Client: Southern Company
Project/Site: CCR Plant Scherer - AP1 PZs

Job ID: 680-231081-2

Method: 9315 - Radium-226 (GFPC)

Matrix: Water

Prep Type: Total/NA

Percent Yield (Acceptance Limits)

Lab Sample ID	Client Sample ID	Ba (30-110)							
680-231081-1	SCH-PZ-43S	91.8							
680-231081-2	SCH-AP1-EB-3	88.7							
LCS 160-603170/2-A	Lab Control Sample	95.2							
LCS D 160-603170/3-A	Lab Control Sample Dup	88.7							
MB 160-603170/1-A	Method Blank	90.1							

Tracer/Carrier Legend

Ba = Ba Carrier

Method: 9320 - Radium-228 (GFPC)

Matrix: Water

Prep Type: Total/NA

Percent Yield (Acceptance Limits)

Lab Sample ID	Client Sample ID	Ba (30-110)	Y (30-110)						
680-231081-1	SCH-PZ-43S	91.8	85.6						
680-231081-2	SCH-AP1-EB-3	88.7	89.0						
LCS 160-603171/2-A	Lab Control Sample	95.2	81.1						
LCS D 160-603171/3-A	Lab Control Sample Dup	88.7	80.7						
MB 160-603171/1-A	Method Blank	90.1	80.7						

Tracer/Carrier Legend

Ba = Ba Carrier

Y = Y Carrier

QC Sample Results

Client: Southern Company
Project/Site: CCR Plant Scherer - AP1 PZs

Job ID: 680-231081-2

Method: 9315 - Radium-226 (GFPC)

Lab Sample ID: MB 160-603170/1-A
Matrix: Water
Analysis Batch: 605833

Client Sample ID: Method Blank
Prep Type: Total/NA
Prep Batch: 603170

Analyte	MB		Count	Total	RL	MDC	Unit	Prepared	Analyzed	Dil Fac
	Result	MB Qualifier	Uncert. (2σ+/-)	Uncert. (2σ+/-)						
Radium-226	0.01976	U	0.0606	0.0606	1.00	0.113	pCi/L	03/10/23 09:30	04/03/23 10:00	1
Carrier	MB %Yield	MB Qualifier	Limits		Prepared	Analyzed	Dil Fac			
Ba Carrier	90.1		30 - 110		03/10/23 09:30	04/03/23 10:00	1			

Lab Sample ID: LCS 160-603170/2-A
Matrix: Water
Analysis Batch: 605833

Client Sample ID: Lab Control Sample
Prep Type: Total/NA
Prep Batch: 603170

Analyte	Spike Added	LCS Result	LCS Qual	Total	RL	MDC	Unit	%Rec	%Rec Limits
				Uncert. (2σ+/-)					
Radium-226	11.3	11.43		1.17	1.00	0.0835	pCi/L	101	75 - 125
Carrier	LCS %Yield	LCS Qualifier	Limits						
Ba Carrier	95.2		30 - 110						

Lab Sample ID: LCSD 160-603170/3-A
Matrix: Water
Analysis Batch: 605833

Client Sample ID: Lab Control Sample Dup
Prep Type: Total/NA
Prep Batch: 603170

Analyte	Spike Added	LCSD Result	LCSD Qual	Total	RL	MDC	Unit	%Rec	%Rec Limits	RER	RER
				Uncert. (2σ+/-)							Limit
Radium-226	11.3	11.45		1.18	1.00	0.0895	pCi/L	101	75 - 125	0.01	1
Carrier	LCSD %Yield	LCSD Qualifier	Limits								
Ba Carrier	88.7		30 - 110								

Method: 9320 - Radium-228 (GFPC)

Lab Sample ID: MB 160-603171/1-A
Matrix: Water
Analysis Batch: 604973

Client Sample ID: Method Blank
Prep Type: Total/NA
Prep Batch: 603171

Analyte	MB		Count	Total	RL	MDC	Unit	Prepared	Analyzed	Dil Fac
	Result	MB Qualifier	Uncert. (2σ+/-)	Uncert. (2σ+/-)						
Radium-228	0.6538		0.361	0.366	1.00	0.504	pCi/L	03/10/23 09:56	03/24/23 12:15	1
Carrier	MB %Yield	MB Qualifier	Limits		Prepared	Analyzed	Dil Fac			
Ba Carrier	90.1		30 - 110		03/10/23 09:56	03/24/23 12:15	1			
Y Carrier	80.7		30 - 110		03/10/23 09:56	03/24/23 12:15	1			

Eurofins Savannah

QC Sample Results

Client: Southern Company
 Project/Site: CCR Plant Scherer - AP1 PZs

Job ID: 680-231081-2

Method: 9320 - Radium-228 (GFPC) (Continued)

Lab Sample ID: LCS 160-603171/2-A
Matrix: Water
Analysis Batch: 604973

Client Sample ID: Lab Control Sample
Prep Type: Total/NA
Prep Batch: 603171

Analyte	Spike Added	LCS Result	LCS Qual	Total Uncert. (2σ+/-)	RL	MDC	Unit	%Rec	%Rec Limits	
Radium-228	8.09	9.575		1.29	1.00	0.463	pCi/L	118	75 - 125	
LCS LCS										
Carrier	%Yield	Qualifier	Limits							
Ba Carrier	95.2		30 - 110							
Y Carrier	81.1		30 - 110							

Lab Sample ID: LCSD 160-603171/3-A
Matrix: Water
Analysis Batch: 604973

Client Sample ID: Lab Control Sample Dup
Prep Type: Total/NA
Prep Batch: 603171

Analyte	Spike Added	LCSD Result	LCSD Qual	Total Uncert. (2σ+/-)	RL	MDC	Unit	%Rec	%Rec Limits		RER	RER Limit
Radium-228	8.09	10.24		1.40	1.00	0.592	pCi/L	127	75 - 125	0.25	1	
LCSD LCSD												
Carrier	%Yield	Qualifier	Limits									
Ba Carrier	88.7		30 - 110									
Y Carrier	80.7		30 - 110									

QC Association Summary

Client: Southern Company
Project/Site: CCR Plant Scherer - AP1 PZs

Job ID: 680-231081-2

Rad

Prep Batch: 603170

Lab Sample ID	Client Sample ID	Prep Type	Matrix	Method	Prep Batch
680-231081-1	SCH-PZ-43S	Total/NA	Water	PrecSep-21	
680-231081-2	SCH-AP1-EB-3	Total/NA	Water	PrecSep-21	
MB 160-603170/1-A	Method Blank	Total/NA	Water	PrecSep-21	
LCS 160-603170/2-A	Lab Control Sample	Total/NA	Water	PrecSep-21	
LCSD 160-603170/3-A	Lab Control Sample Dup	Total/NA	Water	PrecSep-21	

Prep Batch: 603171

Lab Sample ID	Client Sample ID	Prep Type	Matrix	Method	Prep Batch
680-231081-1	SCH-PZ-43S	Total/NA	Water	PrecSep_0	
680-231081-2	SCH-AP1-EB-3	Total/NA	Water	PrecSep_0	
MB 160-603171/1-A	Method Blank	Total/NA	Water	PrecSep_0	
LCS 160-603171/2-A	Lab Control Sample	Total/NA	Water	PrecSep_0	
LCSD 160-603171/3-A	Lab Control Sample Dup	Total/NA	Water	PrecSep_0	

Lab Chronicle

Client: Southern Company
 Project/Site: CCR Plant Scherer - AP1 PZs

Job ID: 680-231081-2

Client Sample ID: SCH-PZ-43S

Lab Sample ID: 680-231081-1

Date Collected: 02/24/23 11:50

Matrix: Water

Date Received: 02/25/23 09:00

Prep Type	Batch Type	Batch Method	Run	Dil Factor	Initial Amount	Final Amount	Batch Number	Prepared or Analyzed	Analyst	Lab
Total/NA	Prep	PrecSep-21			992.65 mL	1.0 g	603170	03/10/23 09:30	DJP	EET SL
Total/NA	Analysis	9315		1			605834	04/03/23 09:52	EMH	EET SL
Instrument ID: GFPCPURPLE										
Total/NA	Prep	PrecSep_0			992.65 mL	1.0 g	603171	03/10/23 09:57	DJP	EET SL
Total/NA	Analysis	9320		1			604975	03/24/23 12:23	FLC	EET SL
Instrument ID: GFPCBLUE										
Total/NA	Analysis	Ra226_Ra228		1			605947	04/03/23 15:19	CAH	EET SL
Instrument ID: NOEQUIP										

Client Sample ID: SCH-AP1-EB-3

Lab Sample ID: 680-231081-2

Date Collected: 02/24/23 10:25

Matrix: Water

Date Received: 02/25/23 09:00

Prep Type	Batch Type	Batch Method	Run	Dil Factor	Initial Amount	Final Amount	Batch Number	Prepared or Analyzed	Analyst	Lab
Total/NA	Prep	PrecSep-21			994.59 mL	1.0 g	603170	03/10/23 09:30	DJP	EET SL
Total/NA	Analysis	9315		1			605834	04/03/23 09:52	EMH	EET SL
Instrument ID: GFPCPURPLE										
Total/NA	Prep	PrecSep_0			994.59 mL	1.0 g	603171	03/10/23 09:57	DJP	EET SL
Total/NA	Analysis	9320		1			604975	03/24/23 12:24	FLC	EET SL
Instrument ID: GFPCBLUE										
Total/NA	Analysis	Ra226_Ra228		1			605947	04/03/23 15:19	CAH	EET SL
Instrument ID: NOEQUIP										

Laboratory References:

EET SL = Eurofins St. Louis, 13715 Rider Trail North, Earth City, MO 63045, TEL (314)298-8566

Accreditation/Certification Summary

Client: Southern Company
 Project/Site: CCR Plant Scherer - AP1 PZs

Job ID: 680-231081-2

Laboratory: Eurofins St. Louis

All accreditations/certifications held by this laboratory are listed. Not all accreditations/certifications are applicable to this report.

Authority	Program	Identification Number	Expiration Date
Alaska (UST)	State	20-001	05-06-25
ANAB	Dept. of Defense ELAP	L2305	04-06-25
ANAB	Dept. of Energy	L2305.01	04-06-25
ANAB	ISO/IEC 17025	L2305	04-06-25
Arizona	State	AZ0813	12-08-23
California	Los Angeles County Sanitation Districts	10259	06-30-22 *
California	State	2886	06-30-23
Florida	NELAP	E87689	06-30-23
HI - RadChem Recognition	State	n/a	06-30-23
Illinois	NELAP	200023	11-30-23
Iowa	State	373	12-01-24
Kansas	NELAP	E-10236	10-31-23
Kentucky (DW)	State	KY90125	12-31-23
Kentucky (WW)	State	KY90125 (Permit KY0004049)	12-31-23
Louisiana (All)	NELAP	04080	06-30-23
Louisiana (DW)	State	LA011	12-31-23
Maryland	State	310	09-30-23
MI - RadChem Recognition	State	9005	06-30-23
Missouri	State	780	06-30-25
Nevada	State	MO000542020-1	07-31-23
New Jersey	NELAP	MO002	06-30-23
New York	NELAP	11616	03-31-24
North Carolina (DW)	State	29700	07-31-23
North Dakota	State	R-207	06-30-23
Oklahoma	NELAP	9997	08-31-23
Oregon	NELAP	4157	09-01-23
Pennsylvania	NELAP	68-00540	02-28-24
South Carolina	State	85002001	06-30-23
Texas	NELAP	T104704193	07-31-23
US Fish & Wildlife	US Federal Programs	058448	07-31-23
USDA	US Federal Programs	P330-17-00028	06-11-23
Utah	NELAP	MO000542021-14	07-31-23
Virginia	NELAP	10310	06-14-24
Washington	State	C592	08-30-23
West Virginia DEP	State	381	10-31-23

* Accreditation/Certification renewal pending - accreditation/certification considered valid.

Method Summary

Client: Southern Company
Project/Site: CCR Plant Scherer - AP1 PZs

Job ID: 680-231081-2

Method	Method Description	Protocol	Laboratory
9315	Radium-226 (GFPC)	SW846	EET SL
9320	Radium-228 (GFPC)	SW846	EET SL
Ra226_Ra228	Combined Radium-226 and Radium-228	TAL-STL	EET SL
PrecSep_0	Preparation, Precipitate Separation	None	EET SL
PrecSep-21	Preparation, Precipitate Separation (21-Day In-Growth)	None	EET SL

Protocol References:

None = None

SW846 = "Test Methods For Evaluating Solid Waste, Physical/Chemical Methods", Third Edition, November 1986 And Its Updates.

TAL-STL = TestAmerica Laboratories, St. Louis, Facility Standard Operating Procedure.

Laboratory References:

EET SL = Eurofins St. Louis, 13715 Rider Trail North, Earth City, MO 63045, TEL (314)298-8566

1
2
3
4
5
6
7
8
9
10
11
12
13



Environment Testing
TestAmerica

Read Instructions on Inside of Box

CRISIM 10: LIA 1679 866-8561
GEORGE WY DR
EUROFINS ATLANTA SC
4235 HILKINCY PARKWAY NJ
SUITE 800
NOR-CROSS, GA 30071
UNITED STATES LE


SHIP DATE: 24 FEB 23
ACTWT: 55.00 LB FM
CAD: 85ATTE/CFESB16

BILL RECIPIENT

TO SAMPLE RECEIVING
EUROFINS TESTAMERICA PITTSBURGH
301 ALPHA DR.
RIDG PARK
PITTSBURGH PA 15238

4452 988 7068
TAX
POST

NET WT



FedEx
EXPRESS



SATURDAY 12:00P

MPSE 0255 6072 5516 9524

PRIORITY OVERNIGHT

Matr# 6072 5516 9524

0255

XO AGCA

15238
PIT

PA - US



Uncontrolled Temp
Thermometer ID

CF - AGC Initials BA

FTWA-BE DCI 1/24/23 11:15:18

TestAmerica Pittsburgh
 301 Alpha Drive
 RIDC Park
 Pittsburgh, PA 15238-2907
 phone 412 963.7058 fax 412 963 2468

Chain of Custody Record

TestAmerica
 THE LEADER IN ENVIRONMENTAL TESTING

TestAmerica Laboratories, Inc.

Regulatory Program: DW NPDES RCRA Other: _____

Client Contact
 Joju Abraham
 Southern Company
 241 Ralph McGill Blvd SE B10185
 Atlanta, GA 30308
 JAbraham@southernco.com


Project Name: CCR - Plant Scherer API PZs
Site: Georgia
Project #: 68027798

Project Manager: Dawn Prell
Tel/Fax: 248-536-5445

Site Contact: Dawn Prell
Lab Contact: David Fuller

Analysis Turnaround Time
 CALENDAR DAYS WORKING DAYS
 TAT if different from Below: 3-5 days
 2 weeks
 1 week
 2 days
 1 day

Sample Identification	Sample Date	Sample Time	Sample Type (C-Comp, G-Grab)	Matrix	# of Cont.	Analytes											
						Filtered Sample (Y/N)	Form MS/MSD (Y/N)	App III metals: B, Ca	App IV metals: Sb, As, Ba, Be, Cd, Cr, Co, Pb, Li, Hg, Mo, Se, Tl	Radium 226 + 228	Mg, Na, K, Mn	Sulfide	HCO3, CO3 Alkalinity	Cl, F, SO4, TDS	Fe total, Fe2, Fe3		
SCH-PZ-43S	2/24/2023	11:50	G	WG	8	N	N	X	X	X	X	X	X	X	X	X	X
SCH-AP1-EB-3	2/24/2023	10:25	G	WQ	8	N	N	X	X	X	X	X	X	X	X	X	X



Preservation Used: 1= Ice, 2= HCl, 3= H2SO4, 4= HNO3, 5= NaOH, 6= Other

Possible Hazard Identification: Are any samples from a listed EPA Hazardous Waste? Please List any EPA Waste Codes for the sample in the Comments Section if the lab is to dispose of the sample
 Non-Hazard Flammable Skin Irritant Poison B Unknown

Sample Disposal (A fee may be assessed if samples are retained longer than 1 month)
 Return to Client Disposal by Lab Archive for _____ Months

Special Instructions/QC Requirements & Comments: SCH-CCR-ASSMT-2023S1

Custody Seal No.: 15:50

Relinquished by: Dawn Prell
Relinquished by: David Fuller
Relinquished by: [Signature]

Received by: [Signature]
Received by: [Signature]
Received in Laboratory by: [Signature]

Date/Time: 2/24/23 15:50
Date/Time: 2/24/23 0900
Date/Time: [Blank]

Company: WSP
Company: [Blank]
Company: [Blank]

Corr.d.: [Blank]
Therm ID No.: [Blank]



Login Sample Receipt Checklist

Client: Southern Company

Job Number: 680-231081-2

Login Number: 231081

List Number: 2

Creator: Worthington, Sierra M

List Source: Eurofins St. Louis

List Creation: 03/01/23 01:38 PM

Question	Answer	Comment
Radioactivity wasn't checked or is </= background as measured by a survey meter.	True	
The cooler's custody seal, if present, is intact.	True	
Sample custody seals, if present, are intact.	True	
The cooler or samples do not appear to have been compromised or tampered with.	True	
Samples were received on ice.	True	
Cooler Temperature is acceptable.	True	
Cooler Temperature is recorded.	True	
COC is present.	True	
COC is filled out in ink and legible.	True	
COC is filled out with all pertinent information.	True	
Is the Field Sampler's name present on COC?	True	
There are no discrepancies between the containers received and the COC.	True	
Samples are received within Holding Time (excluding tests with immediate HTs)	True	
Sample containers have legible labels.	True	
Containers are not broken or leaking.	True	
Sample collection date/times are provided.	True	
Appropriate sample containers are used.	True	
Sample bottles are completely filled.	True	
Sample Preservation Verified.	True	
There is sufficient vol. for all requested analyses, incl. any requested MS/MSDs	True	
Containers requiring zero headspace have no headspace or bubble is <6mm (1/4").	True	
Multiphasic samples are not present.	True	
Samples do not require splitting or compositing.	True	
Residual Chlorine Checked.	N/A	



ANALYTICAL REPORT

PREPARED FOR

Attn: Joju Abraham
Southern Company
241 Ralph McGill Blvd SE
B10185
Atlanta, Georgia 30308

Generated 3/29/2023 5:50:35 PM

JOB DESCRIPTION

CCR - Plant Scherer - Additional PZ

JOB NUMBER

680-231212-1

Eurofins Savannah

Job Notes

The test results in this report meet NELAP requirements for parameters for which accreditation is required or available. Any exceptions to the NELAP requirements are noted. Results pertain only to samples listed in this report. This report may not be reproduced, except in full, without the written approval of the laboratory. Questions should be directed to the person who signed this report.

The test results in this report relate only to the samples as received by the laboratory and will meet all requirements of the methodology, with any exceptions noted. This report shall not be reproduced except in full, without the express written approval of the laboratory. All questions should be directed to the Eurofins Environment Testing Southeast, LLC Project Manager.

Authorization



Generated
3/29/2023 5:50:35 PM

Authorized for release by
David Fuller, Project Manager
David.Fuller@et.eurofinsus.com
(770)344-8986

Definitions/Glossary

Client: Southern Company
Project/Site: CCR - Plant Scherer - Additional PZ

Job ID: 680-231212-1

Qualifiers

HPLC/IC

Qualifier	Qualifier Description
F1	MS and/or MSD recovery exceeds control limits.
J	Result is less than the RL but greater than or equal to the MDL and the concentration is an approximate value.

Metals

Qualifier	Qualifier Description
4	MS, MSD: The analyte present in the original sample is greater than 4 times the matrix spike concentration; therefore, control limits are not applicable.
B	Compound was found in the blank and sample.
J	Result is less than the RL but greater than or equal to the MDL and the concentration is an approximate value.

General Chemistry

Qualifier	Qualifier Description
F5	Duplicate RPD exceeds limit, and one or both sample results are less than 5 times RL, and the absolute difference between results is < the upper reporting limits for both.

Glossary

Abbreviation	These commonly used abbreviations may or may not be present in this report.
α	Listed under the "D" column to designate that the result is reported on a dry weight basis
%R	Percent Recovery
CFL	Contains Free Liquid
CFU	Colony Forming Unit
CNF	Contains No Free Liquid
DER	Duplicate Error Ratio (normalized absolute difference)
Dil Fac	Dilution Factor
DL	Detection Limit (DoD/DOE)
DL, RA, RE, IN	Indicates a Dilution, Re-analysis, Re-extraction, or additional Initial metals/anion analysis of the sample
DLC	Decision Level Concentration (Radiochemistry)
EDL	Estimated Detection Limit (Dioxin)
LOD	Limit of Detection (DoD/DOE)
LOQ	Limit of Quantitation (DoD/DOE)
MCL	EPA recommended "Maximum Contaminant Level"
MDA	Minimum Detectable Activity (Radiochemistry)
MDC	Minimum Detectable Concentration (Radiochemistry)
MDL	Method Detection Limit
ML	Minimum Level (Dioxin)
MPN	Most Probable Number
MQL	Method Quantitation Limit
NC	Not Calculated
ND	Not Detected at the reporting limit (or MDL or EDL if shown)
NEG	Negative / Absent
POS	Positive / Present
PQL	Practical Quantitation Limit
PRES	Presumptive
QC	Quality Control
RER	Relative Error Ratio (Radiochemistry)
RL	Reporting Limit or Requested Limit (Radiochemistry)
RPD	Relative Percent Difference, a measure of the relative difference between two points
TEF	Toxicity Equivalent Factor (Dioxin)
TEQ	Toxicity Equivalent Quotient (Dioxin)
TNTC	Too Numerous To Count

Sample Summary

Client: Southern Company
Project/Site: CCR - Plant Scherer - Additional PZ

Job ID: 680-231212-1

Lab Sample ID	Client Sample ID	Matrix	Collected	Received
680-231212-1	SCH-PZ-25S	Water	02/27/23 15:55	03/01/23 09:24
680-231212-2	SCH-PZ-25I	Water	02/27/23 14:20	03/01/23 09:24

1

2

3

4

5

6

7

8

9

10

11

12

Case Narrative

Client: Southern Company
Project/Site: CCR - Plant Scherer - Additional PZ

Job ID: 680-231212-1

Job ID: 680-231212-1

Laboratory: Eurofins Savannah

Narrative

Job Narrative 680-231212-1

Receipt

The samples were received on 3/1/2023 9:24 AM. Unless otherwise noted below, the samples arrived in good condition, and, where required, properly preserved and on ice. The temperatures of the 2 coolers at receipt time were 2.2°C and 3.2°C

Receipt Exceptions

The Field Sampler was not listed on the Chain of Custody.

HPLC/IC

Method 300_ORGFM_28D: The matrix spike / matrix spike duplicate (MS/MSD) recoveries for analytical batch 180-428116 were outside control limits for one or more analytes, see QC Sample Results for detail. Sample matrix interference and/or non-homogeneity are suspected because the associated laboratory control sample (LCS) recovery is within acceptance limits.

No additional analytical or quality issues were noted, other than those described above or in the Definitions/ Glossary page.


Metals

No additional analytical or quality issues were noted, other than those described above or in the Definitions/ Glossary page.

General Chemistry

Method 2540C_Calcd: The sample duplicate precision for the following sample associated with analytical batch 180-428299 was outside control limits: SCH-PZ-25S (680-231212-1). The associated Laboratory Control Sample (LCS) precision met acceptance criteria.

No additional analytical or quality issues were noted, other than those described above or in the Definitions/ Glossary page.



Client Sample Results

Client: Southern Company
 Project/Site: CCR - Plant Scherer - Additional PZ

Job ID: 680-231212-1

Client Sample ID: SCH-PZ-25S

Lab Sample ID: 680-231212-1

Date Collected: 02/27/23 15:55

Matrix: Water

Date Received: 03/01/23 09:24

Method: EPA 300.0 R2.1 - Anions, Ion Chromatography

Analyte	Result	Qualifier	RL	MDL	Unit	D	Prepared	Analyzed	Dil Fac
Chloride	4.4		1.0	0.71	mg/L			03/02/23 06:06	1
Fluoride	0.052	J	0.10	0.026	mg/L			03/02/23 06:06	1
Sulfate	2.1		1.0	0.76	mg/L			03/02/23 06:06	1

Method: SW846 EPA 6020B - Metals (ICP/MS) - Total Recoverable

Analyte	Result	Qualifier	RL	MDL	Unit	D	Prepared	Analyzed	Dil Fac
Antimony	0.0022		0.0020	0.00097	mg/L		03/08/23 10:30	03/19/23 00:56	1
Arsenic	<0.00028		0.0010	0.00028	mg/L		03/08/23 10:30	03/19/23 00:56	1
Barium	0.023		0.010	0.0031	mg/L		03/08/23 10:30	03/19/23 00:56	1
Beryllium	<0.00027		0.0025	0.00027	mg/L		03/08/23 10:30	03/19/23 00:56	1
Boron	<0.060		0.080	0.060	mg/L		03/08/23 10:30	03/25/23 09:52	1
Cadmium	<0.00022		0.0025	0.00022	mg/L		03/08/23 10:30	03/19/23 00:56	1
Calcium	1.2		0.50	0.13	mg/L		03/08/23 10:30	03/19/23 00:56	1
Chromium	0.0028		0.0020	0.0015	mg/L		03/08/23 10:30	03/19/23 00:56	1
Cobalt	0.020		0.0025	0.00026	mg/L		03/08/23 10:30	03/19/23 00:56	1
Lead	<0.00038		0.0010	0.00038	mg/L		03/08/23 10:30	03/19/23 00:56	1
Lithium	0.0036	J	0.0050	0.0013	mg/L		03/08/23 10:30	03/19/23 00:56	1
Magnesium	0.43	J	0.50	0.050	mg/L		03/08/23 10:30	03/19/23 00:56	1
Molybdenum	<0.00061		0.015	0.00061	mg/L		03/08/23 10:30	03/19/23 00:56	1
Potassium	0.36	J	0.50	0.16	mg/L		03/08/23 10:30	03/19/23 00:56	1
Selenium	0.00092	J	0.0050	0.00074	mg/L		03/08/23 10:30	03/19/23 00:56	1
Sodium	3.9	B	0.50	0.18	mg/L		03/08/23 10:30	03/19/23 00:56	1
Thallium	<0.00047		0.0010	0.00047	mg/L		03/08/23 10:30	03/19/23 00:56	1

Method: SW846 EPA 7470A - Mercury (CVAA)

Analyte	Result	Qualifier	RL	MDL	Unit	D	Prepared	Analyzed	Dil Fac
Mercury	<0.00013		0.00020	0.00013	mg/L		03/09/23 11:00	03/09/23 14:08	1

General Chemistry

Analyte	Result	Qualifier	RL	MDL	Unit	D	Prepared	Analyzed	Dil Fac
Total Dissolved Solids (SM 2540C)	17		10	10	mg/L			03/06/23 19:19	1
Total Alkalinity as CaCO3 to pH 4.5 (SM18 SM2320 B)	<5.0		5.0	5.0	mg/L			03/01/23 19:02	1
Bicarbonate Alkalinity as CaCO3 (SM18 SM2320 B)	<5.0		5.0	5.0	mg/L			03/01/23 19:02	1
Carbonate Alkalinity as CaCO3 (SM18 SM2320 B)	<5.0		5.0	5.0	mg/L			03/01/23 19:02	1

Method: EPA Field Sampling - Field Sampling

Analyte	Result	Qualifier	RL	MDL	Unit	D	Prepared	Analyzed	Dil Fac
pH	4.84				SU			02/27/23 15:55	1

Client Sample ID: SCH-PZ-25I

Lab Sample ID: 680-231212-2

Date Collected: 02/27/23 14:20

Matrix: Water

Date Received: 03/01/23 09:24

Method: EPA 300.0 R2.1 - Anions, Ion Chromatography

Analyte	Result	Qualifier	RL	MDL	Unit	D	Prepared	Analyzed	Dil Fac
Chloride	4.5		1.0	0.71	mg/L			03/05/23 10:39	1
Fluoride	0.057	J	0.10	0.026	mg/L			03/05/23 10:39	1
Sulfate	2.0		1.0	0.76	mg/L			03/05/23 10:39	1

Eurofins Savannah

Client Sample Results

Client: Southern Company
 Project/Site: CCR - Plant Scherer - Additional PZ

Job ID: 680-231212-1

Client Sample ID: SCH-PZ-25I

Lab Sample ID: 680-231212-2

Date Collected: 02/27/23 14:20

Matrix: Water

Date Received: 03/01/23 09:24

Method: SW846 EPA 6020B - Metals (ICP/MS) - Total Recoverable

Analyte	Result	Qualifier	RL	MDL	Unit	D	Prepared	Analyzed	Dil Fac
Boron	<0.060		0.080	0.060	mg/L		03/08/23 10:30	03/25/23 09:55	1
Calcium	26		0.50	0.13	mg/L		03/08/23 10:30	03/19/23 00:59	1
Cobalt	0.00082	J	0.0025	0.00026	mg/L		03/08/23 10:30	03/19/23 00:59	1
Magnesium	14		0.50	0.050	mg/L		03/08/23 10:30	03/19/23 00:59	1
Potassium	1.2		0.50	0.16	mg/L		03/08/23 10:30	03/19/23 00:59	1
Sodium	5.0	B	0.50	0.18	mg/L		03/08/23 10:30	03/19/23 00:59	1

General Chemistry

Analyte	Result	Qualifier	RL	MDL	Unit	D	Prepared	Analyzed	Dil Fac
Total Dissolved Solids (SM 2540C)	150		10	10	mg/L			03/01/23 17:33	1
Total Alkalinity as CaCO3 to pH 4.5 (SM18 SM2320 B)	130		5.0	5.0	mg/L			03/01/23 19:06	1
Bicarbonate Alkalinity as CaCO3 (SM18 SM2320 B)	130		5.0	5.0	mg/L			03/01/23 19:06	1
Carbonate Alkalinity as CaCO3 (SM18 SM2320 B)	<5.0		5.0	5.0	mg/L			03/01/23 19:06	1

QC Sample Results

Client: Southern Company
 Project/Site: CCR - Plant Scherer - Additional PZ

Job ID: 680-231212-1

Method: EPA 300.0 R2.1 - Anions, Ion Chromatography

Lab Sample ID: MB 180-427773/36
Matrix: Water
Analysis Batch: 427773

Client Sample ID: Method Blank
Prep Type: Total/NA

Analyte	MB Result	MB Qualifier	RL	MDL	Unit	D	Prepared	Analyzed	Dil Fac
Chloride	<0.71		1.0	0.71	mg/L			03/02/23 00:15	1
Fluoride	<0.026		0.10	0.026	mg/L			03/02/23 00:15	1
Sulfate	<0.76		1.0	0.76	mg/L			03/02/23 00:15	1

Lab Sample ID: LCS 180-427773/37
Matrix: Water
Analysis Batch: 427773

Client Sample ID: Lab Control Sample
Prep Type: Total/NA

Analyte	Spike Added	LCS Result	LCS Qualifier	Unit	D	%Rec	%Rec Limits
Chloride	50.0	49.6		mg/L		99	90 - 110
Fluoride	2.50	2.72		mg/L		109	90 - 110
Sulfate	50.0	51.9		mg/L		104	90 - 110

Lab Sample ID: 680-231212-1 MS
Matrix: Water
Analysis Batch: 427773

Client Sample ID: SCH-PZ-25S
Prep Type: Total/NA

Analyte	Sample Result	Sample Qualifier	Spike Added	MS Result	MS Qualifier	Unit	D	%Rec	%Rec Limits
Chloride	4.4		50.0	53.5		mg/L		98	90 - 110
Fluoride	0.052	J	2.50	2.76		mg/L		108	90 - 110
Sulfate	2.1		50.0	53.8		mg/L		103	90 - 110

Lab Sample ID: 680-231212-1 MSD
Matrix: Water
Analysis Batch: 427773

Client Sample ID: SCH-PZ-25S
Prep Type: Total/NA

Analyte	Sample Result	Sample Qualifier	Spike Added	MSD Result	MSD Qualifier	Unit	D	%Rec	%Rec Limits	RPD	RPD Limit
Chloride	4.4		50.0	53.6		mg/L		98	90 - 110	0	20
Fluoride	0.052	J	2.50	2.75		mg/L		108	90 - 110	0	20
Sulfate	2.1		50.0	53.5		mg/L		103	90 - 110	1	20

Lab Sample ID: MB 180-428116/69
Matrix: Water
Analysis Batch: 428116

Client Sample ID: Method Blank
Prep Type: Total/NA

Analyte	MB Result	MB Qualifier	RL	MDL	Unit	D	Prepared	Analyzed	Dil Fac
Chloride	<0.71		1.0	0.71	mg/L			03/05/23 08:48	1
Fluoride	<0.026		0.10	0.026	mg/L			03/05/23 08:48	1
Sulfate	<0.76		1.0	0.76	mg/L			03/05/23 08:48	1

Lab Sample ID: LCS 180-428116/70
Matrix: Water
Analysis Batch: 428116

Client Sample ID: Lab Control Sample
Prep Type: Total/NA

Analyte	Spike Added	LCS Result	LCS Qualifier	Unit	D	%Rec	%Rec Limits
Chloride	50.0	50.5		mg/L		101	90 - 110
Fluoride	2.50	2.74		mg/L		110	90 - 110
Sulfate	50.0	53.1		mg/L		106	90 - 110

QC Sample Results

Client: Southern Company
 Project/Site: CCR - Plant Scherer - Additional PZ

Job ID: 680-231212-1

Method: EPA 300.0 R2.1 - Anions, Ion Chromatography (Continued)

Lab Sample ID: 680-231325-A-1 MS
 Matrix: Water
 Analysis Batch: 428116

Client Sample ID: Matrix Spike
 Prep Type: Total/NA

Analyte	Sample	Sample	Spike	MS	MS	Unit	D	%Rec	%Rec	Limits
	Result	Qualifier	Added	Result	Qualifier					
Chloride	3.1		50.0	52.5		mg/L		99		90 - 110
Fluoride	0.080	J F1	2.50	2.86	F1	mg/L		111		90 - 110
Sulfate	4.7		50.0	56.8		mg/L		104		90 - 110

Lab Sample ID: 680-231325-A-1 MSD
 Matrix: Water
 Analysis Batch: 428116

Client Sample ID: Matrix Spike Duplicate
 Prep Type: Total/NA

Analyte	Sample	Sample	Spike	MSD	MSD	Unit	D	%Rec	%Rec	Limits	RPD	Limit
	Result	Qualifier	Added	Result	Qualifier							
Chloride	3.1		50.0	52.7		mg/L		99		90 - 110	0	20
Fluoride	0.080	J F1	2.50	2.88	F1	mg/L		112		90 - 110	1	20
Sulfate	4.7		50.0	56.5		mg/L		104		90 - 110	1	20

Method: EPA 6020B - Metals (ICP/MS)

Lab Sample ID: MB 180-428492/1-A
 Matrix: Water
 Analysis Batch: 429827

Client Sample ID: Method Blank
 Prep Type: Total Recoverable
 Prep Batch: 428492

Analyte	MB	MB	RL	MDL	Unit	D	Prepared	Analyzed	Dil Fac
	Result	Qualifier							
Antimony	<0.00097		0.0020	0.00097	mg/L		03/08/23 10:30	03/18/23 23:26	1
Arsenic	<0.00028		0.0010	0.00028	mg/L		03/08/23 10:30	03/18/23 23:26	1
Barium	<0.0031		0.010	0.0031	mg/L		03/08/23 10:30	03/18/23 23:26	1
Beryllium	<0.00027		0.0025	0.00027	mg/L		03/08/23 10:30	03/18/23 23:26	1
Cadmium	<0.00022		0.0025	0.00022	mg/L		03/08/23 10:30	03/18/23 23:26	1
Calcium	<0.13		0.50	0.13	mg/L		03/08/23 10:30	03/18/23 23:26	1
Chromium	<0.0015		0.0020	0.0015	mg/L		03/08/23 10:30	03/18/23 23:26	1
Cobalt	<0.00026		0.0025	0.00026	mg/L		03/08/23 10:30	03/18/23 23:26	1
Lead	<0.00038		0.0010	0.00038	mg/L		03/08/23 10:30	03/18/23 23:26	1
Lithium	<0.0013		0.0050	0.0013	mg/L		03/08/23 10:30	03/18/23 23:26	1
Magnesium	<0.050		0.50	0.050	mg/L		03/08/23 10:30	03/18/23 23:26	1
Molybdenum	<0.00061		0.015	0.00061	mg/L		03/08/23 10:30	03/18/23 23:26	1
Potassium	<0.16		0.50	0.16	mg/L		03/08/23 10:30	03/18/23 23:26	1
Selenium	<0.00074		0.0050	0.00074	mg/L		03/08/23 10:30	03/18/23 23:26	1
Sodium	0.321	J	0.50	0.18	mg/L		03/08/23 10:30	03/18/23 23:26	1
Thallium	<0.00047		0.0010	0.00047	mg/L		03/08/23 10:30	03/18/23 23:26	1

Lab Sample ID: MB 180-428492/1-A
 Matrix: Water
 Analysis Batch: 430527

Client Sample ID: Method Blank
 Prep Type: Total Recoverable
 Prep Batch: 428492

Analyte	MB	MB	RL	MDL	Unit	D	Prepared	Analyzed	Dil Fac
	Result	Qualifier							
Boron	<0.060		0.080	0.060	mg/L		03/08/23 10:30	03/25/23 09:11	1

Lab Sample ID: LCS 180-428492/2-A
 Matrix: Water
 Analysis Batch: 429827

Client Sample ID: Lab Control Sample
 Prep Type: Total Recoverable
 Prep Batch: 428492

Analyte	Spike	LCS	LCS	Unit	D	%Rec	%Rec	Limits
Antimony	0.250	0.272		mg/L		109		80 - 120

Eurofins Savannah

QC Sample Results

Client: Southern Company
 Project/Site: CCR - Plant Scherer - Additional PZ

Job ID: 680-231212-1

Method: EPA 6020B - Metals (ICP/MS) (Continued)

Lab Sample ID: LCS 180-428492/2-A
Matrix: Water
Analysis Batch: 429827

Client Sample ID: Lab Control Sample
Prep Type: Total Recoverable
Prep Batch: 428492

Analyte	Spike Added	LCS Result	LCS Qualifier	Unit	D	%Rec	%Rec Limits
Arsenic	1.00	0.984		mg/L		98	80 - 120
Barium	1.00	1.01		mg/L		101	80 - 120
Beryllium	0.500	0.483		mg/L		97	80 - 120
Cadmium	0.500	0.510		mg/L		102	80 - 120
Calcium	25.0	26.9		mg/L		108	80 - 120
Chromium	0.500	0.494		mg/L		99	80 - 120
Cobalt	0.500	0.489		mg/L		98	80 - 120
Lead	0.500	0.506		mg/L		101	80 - 120
Lithium	0.500	0.482		mg/L		96	80 - 120
Magnesium	25.0	25.7		mg/L		103	80 - 120
Molybdenum	0.500	0.518		mg/L		104	80 - 120
Potassium	25.0	25.6		mg/L		102	80 - 120
Selenium	1.00	0.972		mg/L		97	80 - 120
Sodium	25.0	26.8		mg/L		107	80 - 120
Thallium	1.00	1.01		mg/L		101	80 - 120

Lab Sample ID: LCS 180-428492/2-A
Matrix: Water
Analysis Batch: 430527

Client Sample ID: Lab Control Sample
Prep Type: Total Recoverable
Prep Batch: 428492

Analyte	Spike Added	LCS Result	LCS Qualifier	Unit	D	%Rec	%Rec Limits
Boron	1.25	1.16		mg/L		93	80 - 120

Lab Sample ID: 180-152698-F-1-B MS
Matrix: Water
Analysis Batch: 429827

Client Sample ID: Matrix Spike
Prep Type: Total Recoverable
Prep Batch: 428492

Analyte	Sample Result	Sample Qualifier	Spike Added	MS Result	MS Qualifier	Unit	D	%Rec	%Rec Limits
Antimony	0.012		0.250	0.270		mg/L		103	75 - 125
Arsenic	0.00041	J	1.00	0.965		mg/L		96	75 - 125
Barium	1.4		1.00	2.33		mg/L		97	75 - 125
Beryllium	<0.00027		0.500	0.480		mg/L		96	75 - 125
Cadmium	<0.00022		0.500	0.502		mg/L		100	75 - 125
Calcium	33		25.0	59.4		mg/L		107	75 - 125
Chromium	<0.0015		0.500	0.490		mg/L		98	75 - 125
Cobalt	<0.00026		0.500	0.481		mg/L		96	75 - 125
Lead	<0.00038		0.500	0.491		mg/L		98	75 - 125
Lithium	0.0056		0.500	0.479		mg/L		95	75 - 125
Magnesium	2.5		25.0	28.6		mg/L		104	75 - 125
Molybdenum	<0.00061		0.500	0.510		mg/L		102	75 - 125
Potassium	1.9		25.0	27.8		mg/L		104	75 - 125
Selenium	0.0071		1.00	0.900		mg/L		89	75 - 125
Sodium	140	B	25.0	164	4	mg/L		83	75 - 125
Thallium	<0.00047		1.00	0.998		mg/L		100	75 - 125

QC Sample Results

Client: Southern Company
 Project/Site: CCR - Plant Scherer - Additional PZ

Job ID: 680-231212-1

Method: EPA 6020B - Metals (ICP/MS) (Continued)

Lab Sample ID: 180-152698-F-1-B MS
Matrix: Water
Analysis Batch: 430527

Client Sample ID: Matrix Spike
Prep Type: Total Recoverable
Prep Batch: 428492

Analyte	Sample Result	Sample Qualifier	Spike Added	MS Result	MS Qualifier	Unit	D	%Rec	%Rec Limits
Boron	<0.060		1.25	1.10		mg/L		88	75 - 125

Lab Sample ID: 180-152698-F-1-C MSD
Matrix: Water
Analysis Batch: 429827

Client Sample ID: Matrix Spike Duplicate
Prep Type: Total Recoverable
Prep Batch: 428492

Analyte	Sample Result	Sample Qualifier	Spike Added	MSD Result	MSD Qualifier	Unit	D	%Rec	%Rec Limits	RPD	RPD Limit
Antimony	0.012		0.250	0.270		mg/L		103	75 - 125	0	20
Arsenic	0.00041	J	1.00	0.974		mg/L		97	75 - 125	1	20
Barium	1.4		1.00	2.37		mg/L		101	75 - 125	2	20
Beryllium	<0.00027		0.500	0.481		mg/L		96	75 - 125	0	20
Cadmium	<0.00022		0.500	0.504		mg/L		101	75 - 125	0	20
Calcium	33		25.0	59.6		mg/L		108	75 - 125	0	20
Chromium	<0.0015		0.500	0.493		mg/L		99	75 - 125	1	20
Cobalt	<0.00026		0.500	0.484		mg/L		97	75 - 125	1	20
Lead	<0.00038		0.500	0.499		mg/L		100	75 - 125	2	20
Lithium	0.0056		0.500	0.484		mg/L		96	75 - 125	1	20
Magnesium	2.5		25.0	28.6		mg/L		104	75 - 125	0	20
Molybdenum	<0.00061		0.500	0.515		mg/L		103	75 - 125	1	20
Potassium	1.9		25.0	27.6		mg/L		103	75 - 125	1	20
Selenium	0.0071		1.00	0.928		mg/L		92	75 - 125	3	20
Sodium	140	B	25.0	166	4	mg/L		90	75 - 125	1	20
Thallium	<0.00047		1.00	1.01		mg/L		101	75 - 125	1	20

Lab Sample ID: 180-152698-F-1-C MSD
Matrix: Water
Analysis Batch: 430527

Client Sample ID: Matrix Spike Duplicate
Prep Type: Total Recoverable
Prep Batch: 428492

Analyte	Sample Result	Sample Qualifier	Spike Added	MSD Result	MSD Qualifier	Unit	D	%Rec	%Rec Limits	RPD	RPD Limit
Boron	<0.060		1.25	1.12		mg/L		90	75 - 125	2	20

Method: EPA 7470A - Mercury (CVAA)

Lab Sample ID: MB 180-428561/1-A
Matrix: Water
Analysis Batch: 428715

Client Sample ID: Method Blank
Prep Type: Total/NA
Prep Batch: 428561

Analyte	MB Result	MB Qualifier	RL	MDL	Unit	D	Prepared	Analyzed	Dil Fac
Mercury	<0.00013		0.00020	0.00013	mg/L		03/09/23 11:00	03/09/23 13:56	1

Lab Sample ID: LCS 180-428561/2-A
Matrix: Water
Analysis Batch: 428715

Client Sample ID: Lab Control Sample
Prep Type: Total/NA
Prep Batch: 428561

Analyte	Spike Added	LCS Result	LCS Qualifier	Unit	D	%Rec	%Rec Limits
Mercury	0.00250	0.00239		mg/L		95	80 - 120

QC Sample Results

Client: Southern Company
 Project/Site: CCR - Plant Scherer - Additional PZ

Job ID: 680-231212-1

Method: EPA 7470A - Mercury (CVAA) (Continued)

Lab Sample ID: 680-231078-E-9-C MS
Matrix: Water
Analysis Batch: 428715

Client Sample ID: Matrix Spike
Prep Type: Total/NA
Prep Batch: 428561

Analyte	Sample Result	Sample Qualifier	Spike Added	MS Result	MS Qualifier	Unit	D	%Rec	%Rec Limits
Mercury	<0.00013		0.00100	0.000927		mg/L		93	75 - 125

Lab Sample ID: 680-231078-E-9-D MSD
Matrix: Water
Analysis Batch: 428715

Client Sample ID: Matrix Spike Duplicate
Prep Type: Total/NA
Prep Batch: 428561

Analyte	Sample Result	Sample Qualifier	Spike Added	MSD Result	MSD Qualifier	Unit	D	%Rec	%Rec Limits	RPD	Limit
Mercury	<0.00013		0.00100	0.000953		mg/L		95	75 - 125	3	20

Method: SM 2540C - Solids, Total Dissolved (TDS)

Lab Sample ID: MB 180-427795/1
Matrix: Water
Analysis Batch: 427795

Client Sample ID: Method Blank
Prep Type: Total/NA

Analyte	MB Result	MB Qualifier	RL	MDL	Unit	D	Prepared	Analyzed	Dil Fac
Total Dissolved Solids	<10		10	10	mg/L			03/01/23 15:15	1

Lab Sample ID: LCS 180-427795/2
Matrix: Water
Analysis Batch: 427795

Client Sample ID: Lab Control Sample
Prep Type: Total/NA

Analyte	Spike Added	LCS Result	LCS Qualifier	Unit	D	%Rec	%Rec Limits
Total Dissolved Solids	665	662		mg/L		100	85 - 115

Lab Sample ID: 180-152506-C-1 DU
Matrix: Water
Analysis Batch: 427795

Client Sample ID: Duplicate
Prep Type: Total/NA

Analyte	Sample Result	Sample Qualifier	DU Result	DU Qualifier	Unit	D	RPD	Limit
Total Dissolved Solids	470		456		mg/L		4	10

Lab Sample ID: MB 180-428299/1
Matrix: Water
Analysis Batch: 428299

Client Sample ID: Method Blank
Prep Type: Total/NA

Analyte	MB Result	MB Qualifier	RL	MDL	Unit	D	Prepared	Analyzed	Dil Fac
Total Dissolved Solids	<10		10	10	mg/L			03/06/23 19:19	1

Lab Sample ID: LCS 180-428299/2
Matrix: Water
Analysis Batch: 428299

Client Sample ID: Lab Control Sample
Prep Type: Total/NA

Analyte	Spike Added	LCS Result	LCS Qualifier	Unit	D	%Rec	%Rec Limits
Total Dissolved Solids	665	638		mg/L		96	85 - 115

QC Sample Results

Client: Southern Company
 Project/Site: CCR - Plant Scherer - Additional PZ

Job ID: 680-231212-1

Method: SM 2540C - Solids, Total Dissolved (TDS) (Continued)

Lab Sample ID: 680-231212-1 DU
 Matrix: Water
 Analysis Batch: 428299

Client Sample ID: SCH-PZ-25S
 Prep Type: Total/NA

Analyte	Sample Result	Sample Qualifier	DU Result	DU Qualifier	Unit	D	RPD	Limit
Total Dissolved Solids	17		21.0	F5	mg/L		21	10

Method: SM2320 B - Alkalinity, Total

Lab Sample ID: MB 180-427853/29
 Matrix: Water
 Analysis Batch: 427853

Client Sample ID: Method Blank
 Prep Type: Total/NA

Analyte	MB Result	MB Qualifier	RL	MDL	Unit	D	Prepared	Analyzed	Dil Fac
Total Alkalinity as CaCO3 to pH 4.5	<5.0		5.0	5.0	mg/L			03/01/23 18:52	1
Bicarbonate Alkalinity as CaCO3	<5.0		5.0	5.0	mg/L			03/01/23 18:52	1
Carbonate Alkalinity as CaCO3	<5.0		5.0	5.0	mg/L			03/01/23 18:52	1

Lab Sample ID: MB 180-427853/5
 Matrix: Water
 Analysis Batch: 427853

Client Sample ID: Method Blank
 Prep Type: Total/NA

Analyte	MB Result	MB Qualifier	RL	MDL	Unit	D	Prepared	Analyzed	Dil Fac
Total Alkalinity as CaCO3 to pH 4.5	<5.0		5.0	5.0	mg/L			03/01/23 17:01	1
Bicarbonate Alkalinity as CaCO3	<5.0		5.0	5.0	mg/L			03/01/23 17:01	1
Carbonate Alkalinity as CaCO3	<5.0		5.0	5.0	mg/L			03/01/23 17:01	1

Lab Sample ID: LCS 180-427853/28
 Matrix: Water
 Analysis Batch: 427853

Client Sample ID: Lab Control Sample
 Prep Type: Total/NA

Analyte	Spike Added	LCS Result	LCS Qualifier	Unit	D	%Rec	%Rec Limits
Total Alkalinity as CaCO3 to pH 4.5	255	258		mg/L		101	90 - 110

Lab Sample ID: LCS 180-427853/4
 Matrix: Water
 Analysis Batch: 427853

Client Sample ID: Lab Control Sample
 Prep Type: Total/NA

Analyte	Spike Added	LCS Result	LCS Qualifier	Unit	D	%Rec	%Rec Limits
Total Alkalinity as CaCO3 to pH 4.5	255	252		mg/L		99	90 - 110

Lab Sample ID: LLCS 180-427853/27
 Matrix: Water
 Analysis Batch: 427853

Client Sample ID: Lab Control Sample
 Prep Type: Total/NA

Analyte	Spike Added	LLCS Result	LLCS Qualifier	Unit	D	%Rec	%Rec Limits
Total Alkalinity as CaCO3 to pH 4.5	15.3	14.7		mg/L		96	75 - 125

QC Sample Results

Client: Southern Company
 Project/Site: CCR - Plant Scherer - Additional PZ

Job ID: 680-231212-1

Method: SM2320 B - Alkalinity, Total (Continued)

Lab Sample ID: LLCS 180-427853/3

Matrix: Water

Analysis Batch: 427853

Client Sample ID: Lab Control Sample

Prep Type: Total/NA

Analyte	Spike Added	LLCS Result	LLCS Qualifier	Unit	D	%Rec	%Rec Limits
Total Alkalinity as CaCO3 to pH 4.5	15.3	15.3		mg/L		100	75 - 125

Lab Sample ID: 680-231213-D-7 DU

Matrix: Water

Analysis Batch: 427853

Client Sample ID: Duplicate

Prep Type: Total/NA

Analyte	Sample Result	Sample Qualifier	DU Result	DU Qualifier	Unit	D	RPD	RPD Limit
Total Alkalinity as CaCO3 to pH 4.5	92		94.3		mg/L		2	20
Bicarbonate Alkalinity as CaCO3	92		94.3		mg/L		2	20
Carbonate Alkalinity as CaCO3	<5.0		<5.0		mg/L		NC	20

QC Association Summary

Client: Southern Company
 Project/Site: CCR - Plant Scherer - Additional PZ

Job ID: 680-231212-1

HPLC/IC

Analysis Batch: 427773

Lab Sample ID	Client Sample ID	Prep Type	Matrix	Method	Prep Batch
680-231212-1	SCH-PZ-25S	Total/NA	Water	EPA 300.0 R2.1	
MB 180-427773/36	Method Blank	Total/NA	Water	EPA 300.0 R2.1	
LCS 180-427773/37	Lab Control Sample	Total/NA	Water	EPA 300.0 R2.1	
680-231212-1 MS	SCH-PZ-25S	Total/NA	Water	EPA 300.0 R2.1	
680-231212-1 MSD	SCH-PZ-25S	Total/NA	Water	EPA 300.0 R2.1	

Analysis Batch: 428116

Lab Sample ID	Client Sample ID	Prep Type	Matrix	Method	Prep Batch
680-231212-2	SCH-PZ-25I	Total/NA	Water	EPA 300.0 R2.1	
MB 180-428116/69	Method Blank	Total/NA	Water	EPA 300.0 R2.1	
LCS 180-428116/70	Lab Control Sample	Total/NA	Water	EPA 300.0 R2.1	
680-231325-A-1 MS	Matrix Spike	Total/NA	Water	EPA 300.0 R2.1	
680-231325-A-1 MSD	Matrix Spike Duplicate	Total/NA	Water	EPA 300.0 R2.1	

Metals

Prep Batch: 428492

Lab Sample ID	Client Sample ID	Prep Type	Matrix	Method	Prep Batch
680-231212-1	SCH-PZ-25S	Total Recoverable	Water	3005A	
680-231212-2	SCH-PZ-25I	Total Recoverable	Water	3005A	
MB 180-428492/1-A	Method Blank	Total Recoverable	Water	3005A	
LCS 180-428492/2-A	Lab Control Sample	Total Recoverable	Water	3005A	
180-152698-F-1-B MS	Matrix Spike	Total Recoverable	Water	3005A	
180-152698-F-1-C MSD	Matrix Spike Duplicate	Total Recoverable	Water	3005A	

Prep Batch: 428561

Lab Sample ID	Client Sample ID	Prep Type	Matrix	Method	Prep Batch
680-231212-1	SCH-PZ-25S	Total/NA	Water	7470A	
MB 180-428561/1-A	Method Blank	Total/NA	Water	7470A	
LCS 180-428561/2-A	Lab Control Sample	Total/NA	Water	7470A	
680-231078-E-9-C MS	Matrix Spike	Total/NA	Water	7470A	
680-231078-E-9-D MSD	Matrix Spike Duplicate	Total/NA	Water	7470A	

Analysis Batch: 428715

Lab Sample ID	Client Sample ID	Prep Type	Matrix	Method	Prep Batch
680-231212-1	SCH-PZ-25S	Total/NA	Water	EPA 7470A	428561
MB 180-428561/1-A	Method Blank	Total/NA	Water	EPA 7470A	428561
LCS 180-428561/2-A	Lab Control Sample	Total/NA	Water	EPA 7470A	428561
680-231078-E-9-C MS	Matrix Spike	Total/NA	Water	EPA 7470A	428561
680-231078-E-9-D MSD	Matrix Spike Duplicate	Total/NA	Water	EPA 7470A	428561

Analysis Batch: 429827

Lab Sample ID	Client Sample ID	Prep Type	Matrix	Method	Prep Batch
680-231212-1	SCH-PZ-25S	Total Recoverable	Water	EPA 6020B	428492
680-231212-2	SCH-PZ-25I	Total Recoverable	Water	EPA 6020B	428492
MB 180-428492/1-A	Method Blank	Total Recoverable	Water	EPA 6020B	428492
LCS 180-428492/2-A	Lab Control Sample	Total Recoverable	Water	EPA 6020B	428492
180-152698-F-1-B MS	Matrix Spike	Total Recoverable	Water	EPA 6020B	428492
180-152698-F-1-C MSD	Matrix Spike Duplicate	Total Recoverable	Water	EPA 6020B	428492

QC Association Summary

Client: Southern Company
 Project/Site: CCR - Plant Scherer - Additional PZ

Job ID: 680-231212-1

Metals

Analysis Batch: 430527

Lab Sample ID	Client Sample ID	Prep Type	Matrix	Method	Prep Batch
680-231212-1	SCH-PZ-25S	Total Recoverable	Water	EPA 6020B	428492
680-231212-2	SCH-PZ-25I	Total Recoverable	Water	EPA 6020B	428492
MB 180-428492/1-A	Method Blank	Total Recoverable	Water	EPA 6020B	428492
LCS 180-428492/2-A	Lab Control Sample	Total Recoverable	Water	EPA 6020B	428492
180-152698-F-1-B MS	Matrix Spike	Total Recoverable	Water	EPA 6020B	428492
180-152698-F-1-C MSD	Matrix Spike Duplicate	Total Recoverable	Water	EPA 6020B	428492

General Chemistry

Analysis Batch: 427795

Lab Sample ID	Client Sample ID	Prep Type	Matrix	Method	Prep Batch
680-231212-2	SCH-PZ-25I	Total/NA	Water	SM 2540C	
MB 180-427795/1	Method Blank	Total/NA	Water	SM 2540C	
LCS 180-427795/2	Lab Control Sample	Total/NA	Water	SM 2540C	
180-152506-C-1 DU	Duplicate	Total/NA	Water	SM 2540C	

Analysis Batch: 427853

Lab Sample ID	Client Sample ID	Prep Type	Matrix	Method	Prep Batch
680-231212-1	SCH-PZ-25S	Total/NA	Water	SM2320 B	
680-231212-2	SCH-PZ-25I	Total/NA	Water	SM2320 B	
MB 180-427853/29	Method Blank	Total/NA	Water	SM2320 B	
MB 180-427853/5	Method Blank	Total/NA	Water	SM2320 B	
LCS 180-427853/28	Lab Control Sample	Total/NA	Water	SM2320 B	
LCS 180-427853/4	Lab Control Sample	Total/NA	Water	SM2320 B	
LLCS 180-427853/27	Lab Control Sample	Total/NA	Water	SM2320 B	
LLCS 180-427853/3	Lab Control Sample	Total/NA	Water	SM2320 B	
680-231213-D-7 DU	Duplicate	Total/NA	Water	SM2320 B	

Analysis Batch: 428299

Lab Sample ID	Client Sample ID	Prep Type	Matrix	Method	Prep Batch
680-231212-1	SCH-PZ-25S	Total/NA	Water	SM 2540C	
MB 180-428299/1	Method Blank	Total/NA	Water	SM 2540C	
LCS 180-428299/2	Lab Control Sample	Total/NA	Water	SM 2540C	
680-231212-1 DU	SCH-PZ-25S	Total/NA	Water	SM 2540C	

Field Service / Mobile Lab

Analysis Batch: 428379

Lab Sample ID	Client Sample ID	Prep Type	Matrix	Method	Prep Batch
680-231212-1	SCH-PZ-25S	Total/NA	Water	Field Sampling	

Lab Chronicle

Client: Southern Company
 Project/Site: CCR - Plant Scherer - Additional PZ

Job ID: 680-231212-1

Client Sample ID: SCH-PZ-25S

Lab Sample ID: 680-231212-1

Date Collected: 02/27/23 15:55

Matrix: Water

Date Received: 03/01/23 09:24

Prep Type	Batch Type	Batch Method	Run	Dil Factor	Initial Amount	Final Amount	Batch Number	Prepared or Analyzed	Analyst	Lab
Total/NA	Analysis	EPA 300.0 R2.1		1	1 mL	1 mL	427773	03/02/23 06:06	M1D	EET PIT
Instrument ID: INTEGRION										
Total Recoverable	Prep	3005A			25 mL	25 mL	428492	03/08/23 10:30	HCY	EET PIT
Total Recoverable	Analysis	EPA 6020B		1			429827	03/19/23 00:56	RSK	EET PIT
Instrument ID: A										
Total Recoverable	Prep	3005A			25 mL	25 mL	428492	03/08/23 10:30	HCY	EET PIT
Total Recoverable	Analysis	EPA 6020B		1			430527	03/25/23 09:52	RSK	EET PIT
Instrument ID: NEMO										
Total/NA	Prep	7470A			25 mL	25 mL	428561	03/09/23 11:00	RSR	EET PIT
Total/NA	Analysis	EPA 7470A		1			428715	03/09/23 14:08	RJR	EET PIT
Instrument ID: HGZ										
Total/NA	Analysis	SM 2540C		1	100 mL	100 mL	428299	03/06/23 19:19	LWM	EET PIT
Instrument ID: NOEQUIP										
Total/NA	Analysis	SM2320 B		1			427853	03/01/23 19:02	MAM	EET PIT
Instrument ID: PCTITRATOR										
Total/NA	Analysis	Field Sampling		1			428379	02/27/23 15:55	FDS	EET PIT
Instrument ID: NOEQUIP										

Client Sample ID: SCH-PZ-25I

Lab Sample ID: 680-231212-2

Date Collected: 02/27/23 14:20

Matrix: Water

Date Received: 03/01/23 09:24

Prep Type	Batch Type	Batch Method	Run	Dil Factor	Initial Amount	Final Amount	Batch Number	Prepared or Analyzed	Analyst	Lab
Total/NA	Analysis	EPA 300.0 R2.1		1	1 mL	1 mL	428116	03/05/23 10:39	SNL	EET PIT
Instrument ID: INTEGRION										
Total Recoverable	Prep	3005A			25 mL	25 mL	428492	03/08/23 10:30	HCY	EET PIT
Total Recoverable	Analysis	EPA 6020B		1			429827	03/19/23 00:59	RSK	EET PIT
Instrument ID: A										
Total Recoverable	Prep	3005A			25 mL	25 mL	428492	03/08/23 10:30	HCY	EET PIT
Total Recoverable	Analysis	EPA 6020B		1			430527	03/25/23 09:55	RSK	EET PIT
Instrument ID: NEMO										
Total/NA	Analysis	SM 2540C		1	100 mL	100 mL	427795	03/01/23 17:33	LWM	EET PIT
Instrument ID: NOEQUIP										
Total/NA	Analysis	SM2320 B		1			427853	03/01/23 19:06	MAM	EET PIT
Instrument ID: PCTITRATOR										

Laboratory References:

EET PIT = Eurofins Pittsburgh, 301 Alpha Drive, RIDC Park, Pittsburgh, PA 15238, TEL (412)963-7058

Accreditation/Certification Summary

Client: Southern Company
 Project/Site: CCR - Plant Scherer - Additional PZ

Job ID: 680-231212-1

Laboratory: Eurofins Pittsburgh

All accreditations/certifications held by this laboratory are listed. Not all accreditations/certifications are applicable to this report.

Authority	Program	Identification Number	Expiration Date
Arkansas DEQ	State	19-033-0	06-27-23
California	State	2891	04-30-23
Connecticut	State	PH-0688	09-30-24
Florida	NELAP	E871008	06-30-23
Georgia	State	PA 02-00416	04-30-23
Illinois	NELAP	004375	06-30-23
Kansas	NELAP	E-10350	01-31-24
Kentucky (UST)	State	162013	04-30-23
Kentucky (WW)	State	KY98043	12-31-23
Louisiana	NELAP	04041	06-30-22 *
Louisiana (All)	NELAP	04041	06-30-23
Maine	State	PA00164	03-06-24
Minnesota	NELAP	042-999-482	12-31-23
New Hampshire	NELAP	2030	04-04-23
New Jersey	NELAP	PA005	06-30-23
New York	NELAP	11182	04-01-23
North Carolina (WW/SW)	State	434	12-31-23
North Dakota	State	R-227	04-30-23
Oregon	NELAP	PA-2151	02-06-24
Pennsylvania	NELAP	02-00416	04-30-24
Rhode Island	State	LAO00362	12-31-22 *
South Carolina	State	89014	04-30-23
Texas	NELAP	T104704528	03-31-23
US Fish & Wildlife	US Federal Programs	058448	03-31-23
USDA	US Federal Programs	P330-16-00211	06-21-24
Utah	NELAP	PA001462019-8	05-31-23
Virginia	NELAP	10043	09-14-23
West Virginia DEP	State	142	03-31-23
Wisconsin	State	998027800	08-31-23

* Accreditation/Certification renewal pending - accreditation/certification considered valid.



Method Summary

Client: Southern Company
Project/Site: CCR - Plant Scherer - Additional PZ

Job ID: 680-231212-1

Method	Method Description	Protocol	Laboratory
EPA 300.0 R2.1	Anions, Ion Chromatography	EPA	EET PIT
EPA 6020B	Metals (ICP/MS)	SW846	EET PIT
EPA 7470A	Mercury (CVAA)	SW846	EET PIT
SM 2540C	Solids, Total Dissolved (TDS)	SM	EET PIT
SM2320 B	Alkalinity, Total	SM18	EET PIT
Field Sampling	Field Sampling	EPA	EET PIT
3005A	Preparation, Total Recoverable or Dissolved Metals	SW846	EET PIT
7470A	Preparation, Mercury	SW846	EET PIT

Protocol References:

EPA = US Environmental Protection Agency

SM = "Standard Methods For The Examination Of Water And Wastewater"

SM18 = "Standard Methods For The Examination Of Water And Wastewater", 18th Edition, 1992.

SW846 = "Test Methods For Evaluating Solid Waste, Physical/Chemical Methods", Third Edition, November 1986 And Its Updates.

Laboratory References:

EET PIT = Eurofins Pittsburgh, 301 Alpha Drive, RIDC Park, Pittsburgh, PA 15238, TEL (412)963-7058

FedEx

Do not
RT 198
FZ 197

1
10:30
0105
03:01

A. his t

Part # 159469-434 NTW EXP 11/23



680-231212 Waybill

onment Testing
merica

ORIGIN ID:LIYA (678) 966-9991
GEORGE TAYLOR
EUROFINS ATLANTA SC
6215 REGENCY PARKWAY NW
SUITE 900
NORCROSS, GA 30071
UNITED STATES US


SHIP DATE: 28FEB23
ACTWGT: 55.00 LB MAN
CAD: 859116/CAFE3616

BILL RECIPIENT

TO **SAMPLE RECIEVING**
EUROFINS TESTAMERICA PITTSBURGH
301 ALPHA DR.
RIDC PARK
PITTSBURGH PA 15238

(412) 963-7058 REF:
INVT: DEPT:

211
CFX-1
#18



2 of 2


WED - 01 MAR 10:30A
PRIORITY OVERNIGHT

MPS# 0263 **6072 5517 0105**
Mstr# 6072 5517 0090

0201

XN AGCA

15238
PA-US **PIT**



TestAmerica Pittsburgh

301 Alpha Drive
 RIDC Park
 Pittsburgh, PA 15238-2907
 phone 412.963.7058 fax 412.963.2468

Chain of Custody Record



TestAmerica Laboratories, Inc.

Regulatory Program: DW NPDES RCRA Other:

Client Contact: Joju Abraham, Southern Company, 241 Ralph McGill Blvd SE B10185, Atlanta, GA 30308, JAbraham@southernco.com, Project Name: CCR - Plant Scherer Additional PZ, Site Georgia, Project #: 68027798

Project Manager: Dawn Prell, Tel/Fax: 248-536-5445

Analysis Turnaround Time: CALENDAR DAYS, WORKING DAYS, TAT if different from Below: 3-5 days, 2 weeks, 1 week, 2 days, 1 day

Site Contact: David Fuller

Date: 02/28/23

Carrier: _____

COC No: _____ of _____ COCs

Sampler: _____

For Lab Use Only: Walk-in Client, Lab Sampling

Job / SDG No: _____

to St. Louis

Sample Specific Notes: _____

Sample Identification	Sample Date	Sample Time	Sample Type (C=Comp, G=Grab)	Matrix	# of Cont.	Filtered Sample (Y/N)	Perform MS/MSD (Y/N)	App III metals: B, Ca	App IV metals: Sb, As, Ba, Be, Cd, Cr, Co, Pb, Li, Hg, Mo, Se, Ti	Radium 226 + 228	Mg, Na, K	Co only	HCO3, CO3 Alkalinity	Cl, F, SO4, TDS
SCH-PZ-255	2/27/2023	15 55	G	WG	6	N	N	X	X	X	X	X	X	X
SCH-PZ-251	2/27/2023	14 20	G	WG	3	N	N	X	X	X	X	X	X	X



Possible Hazard Identification: Are any samples from a listed EPA Hazardous Waste? Please List any EPA Waste Codes for the sample in the Comments Section if the lab is to dispose of the sample

Non-Hazard Flammable Poisonous Unknown

Special Instructions/QC Requirements & Comments: SCH-CCR-ASSMT-2023S1

Sample Disposal (A fee may be assessed if samples are retained longer than 1 month)

Return to Client Disposal by Lab Archive for _____ Months

Custody Seal No. _____

Relinquished by: Mark Mann | Mark Mann | WSP, Company: _____

Relinquished by: Elaine Cook, Company: _____

Relinquished by: _____, Company: _____

Date/Time: 02/28/23, Date/Time: 2-28-23 10:10, Date/Time: 2-28-23 10:10

Received in Laboratory by: D. W. N. B., Company: _____

Form: CA-CWI-002, Rev. 4.20, dated 2/28/2019

Login Sample Receipt Checklist

Client: Southern Company

Job Number: 680-231212-1

Login Number: 231212

List Number: 2

Creator: Watson, Debbie

List Source: Eurofins Pittsburgh

Question	Answer	Comment
Radioactivity wasn't checked or is </= background as measured by a survey meter.	N/A	
The cooler's custody seal, if present, is intact.	True	
Sample custody seals, if present, are intact.	True	
The cooler or samples do not appear to have been compromised or tampered with.	True	
Samples were received on ice.	True	
Cooler Temperature is acceptable.	True	
Cooler Temperature is recorded.	True	
COC is present.	True	
COC is filled out in ink and legible.	True	
COC is filled out with all pertinent information.	True	
Is the Field Sampler's name present on COC?	False	
There are no discrepancies between the containers received and the COC.	True	
Samples are received within Holding Time (excluding tests with immediate HTs)	True	
Sample containers have legible labels.	True	
Containers are not broken or leaking.	True	
Sample collection date/times are provided.	True	
Appropriate sample containers are used.	True	
Sample bottles are completely filled.	True	
Sample Preservation Verified.	True	
There is sufficient vol. for all requested analyses, incl. any requested MS/MSDs	True	
Containers requiring zero headspace have no headspace or bubble is <6mm (1/4").	True	
Multiphasic samples are not present.	True	
Samples do not require splitting or compositing.	True	
Residual Chlorine Checked.	N/A	



ANALYTICAL REPORT

PREPARED FOR

Attn: Joju Abraham
Southern Company
241 Ralph McGill Blvd SE
B10185
Atlanta, Georgia 30308
Generated 4/7/2023 5:30:58 PM

JOB DESCRIPTION

CCR - Plant Scherer AP1 PZs

JOB NUMBER

680-231323-1

Eurofins Savannah

Job Notes

The test results in this report meet NELAP requirements for parameters for which accreditation is required or available. Any exceptions to the NELAP requirements are noted. Results pertain only to samples listed in this report. This report may not be reproduced, except in full, without the written approval of the laboratory. Questions should be directed to the person who signed this report.

The test results in this report relate only to the samples as received by the laboratory and will meet all requirements of the methodology, with any exceptions noted. This report shall not be reproduced except in full, without the express written approval of the laboratory. All questions should be directed to the Eurofins Environment Testing Southeast, LLC Project Manager.

Authorization



Generated
4/7/2023 5:30:58 PM

Authorized for release by
David Fuller, Project Manager
David.Fuller@et.eurofinsus.com
(770)344-8986

Definitions/Glossary

Client: Southern Company
Project/Site: CCR - Plant Scherer AP1 PZs

Job ID: 680-231323-1

Qualifiers

HPLC/IC

Qualifier	Qualifier Description
F1	MS and/or MSD recovery exceeds control limits.
J	Result is less than the RL but greater than or equal to the MDL and the concentration is an approximate value.

Metals

Qualifier	Qualifier Description
J	Result is less than the RL but greater than or equal to the MDL and the concentration is an approximate value.

Glossary

Abbreviation	These commonly used abbreviations may or may not be present in this report.
▫	Listed under the "D" column to designate that the result is reported on a dry weight basis
%R	Percent Recovery
CFL	Contains Free Liquid
CFU	Colony Forming Unit
CNF	Contains No Free Liquid
DER	Duplicate Error Ratio (normalized absolute difference)
Dil Fac	Dilution Factor
DL	Detection Limit (DoD/DOE)
DL, RA, RE, IN	Indicates a Dilution, Re-analysis, Re-extraction, or additional Initial metals/anion analysis of the sample
DLC	Decision Level Concentration (Radiochemistry)
EDL	Estimated Detection Limit (Dioxin)
LOD	Limit of Detection (DoD/DOE)
LOQ	Limit of Quantitation (DoD/DOE)
MCL	EPA recommended "Maximum Contaminant Level"
MDA	Minimum Detectable Activity (Radiochemistry)
MDC	Minimum Detectable Concentration (Radiochemistry)
MDL	Method Detection Limit
ML	Minimum Level (Dioxin)
MPN	Most Probable Number
MQL	Method Quantitation Limit
NC	Not Calculated
ND	Not Detected at the reporting limit (or MDL or EDL if shown)
NEG	Negative / Absent
POS	Positive / Present
PQL	Practical Quantitation Limit
PRES	Presumptive
QC	Quality Control
RER	Relative Error Ratio (Radiochemistry)
RL	Reporting Limit or Requested Limit (Radiochemistry)
RPD	Relative Percent Difference, a measure of the relative difference between two points
TEF	Toxicity Equivalent Factor (Dioxin)
TEQ	Toxicity Equivalent Quotient (Dioxin)
TNTC	Too Numerous To Count

Sample Summary

Client: Southern Company
Project/Site: CCR - Plant Scherer AP1 PZs

Job ID: 680-231323-1

Lab Sample ID	Client Sample ID	Matrix	Collected	Received
680-231323-1	SCH-PZ-441	Water	02/28/23 10:30	03/02/23 10:00

1

2

3

4

5

6

7

8

9

10

11

12

Case Narrative

Client: Southern Company
Project/Site: CCR - Plant Scherer AP1 PZs

Job ID: 680-231323-1

Job ID: 680-231323-1

Laboratory: Eurofins Savannah

Narrative

**Job Narrative
680-231323-1**

Receipt

The sample was received on 3/2/2023 10:00 AM. Unless otherwise noted below, the sample arrived in good condition, and, where required, properly preserved and on ice.

HPLC/IC

Method 300_ORGFM_28D: The matrix spike / matrix spike duplicate (MS/MSD) recoveries for analytical batch 180-428116 were outside control limits for one or more analytes, see QC Sample Results for detail. Sample matrix interference and/or non-homogeneity are suspected because the associated laboratory control sample (LCS) recovery is within acceptance limits.

No additional analytical or quality issues were noted, other than those described above or in the Definitions/ Glossary page.

Metals

No additional analytical or quality issues were noted, other than those described above or in the Definitions/ Glossary page.

General Chemistry

No additional analytical or quality issues were noted, other than those described above or in the Definitions/ Glossary page.



Client Sample Results

Client: Southern Company
 Project/Site: CCR - Plant Scherer AP1 PZs

Job ID: 680-231323-1

Client Sample ID: SCH-PZ-44I

Lab Sample ID: 680-231323-1

Date Collected: 02/28/23 10:30

Matrix: Water

Date Received: 03/02/23 10:00

Method: EPA 300.0 R2.1 - Anions, Ion Chromatography

Analyte	Result	Qualifier	RL	MDL	Unit	D	Prepared	Analyzed	Dil Fac
Chloride	2.7		1.0	0.71	mg/L			03/05/23 02:21	1
Fluoride	0.034	J	0.10	0.026	mg/L			03/05/23 02:21	1
Sulfate	1.7		1.0	0.76	mg/L			03/05/23 02:21	1

Method: SW846 EPA 6020B - Metals (ICP/MS) - Total Recoverable

Analyte	Result	Qualifier	RL	MDL	Unit	D	Prepared	Analyzed	Dil Fac
Antimony	<0.00097		0.0020	0.00097	mg/L		03/09/23 09:10	03/22/23 18:51	1
Arsenic	<0.00028		0.0010	0.00028	mg/L		03/09/23 09:10	03/22/23 18:51	1
Barium	0.0080	J	0.010	0.0031	mg/L		03/09/23 09:10	03/22/23 18:51	1
Beryllium	<0.00027		0.0025	0.00027	mg/L		03/09/23 09:10	03/22/23 18:51	1
Boron	<0.060		0.080	0.060	mg/L		03/09/23 09:10	04/06/23 13:36	1
Cadmium	<0.00022		0.0025	0.00022	mg/L		03/09/23 09:10	03/22/23 18:51	1
Calcium	21		0.50	0.13	mg/L		03/09/23 09:10	03/22/23 18:51	1
Chromium	<0.0015		0.0020	0.0015	mg/L		03/09/23 09:10	03/22/23 18:51	1
Cobalt	0.0019	J	0.0025	0.00026	mg/L		03/09/23 09:10	03/22/23 18:51	1
Iron	0.36		0.050	0.028	mg/L		03/09/23 09:10	03/22/23 18:51	1
Lead	<0.00038		0.0010	0.00038	mg/L		03/09/23 09:10	03/22/23 18:51	1
Lithium	0.014		0.0050	0.0013	mg/L		03/09/23 09:10	03/22/23 18:51	1
Magnesium	10		0.50	0.050	mg/L		03/09/23 09:10	03/22/23 18:51	1
Manganese	0.13		0.0050	0.0013	mg/L		03/09/23 09:10	03/22/23 18:51	1
Molybdenum	<0.00061		0.015	0.00061	mg/L		03/09/23 09:10	03/22/23 18:51	1
Potassium	2.1		0.50	0.16	mg/L		03/09/23 09:10	03/22/23 18:51	1
Selenium	<0.00074		0.0050	0.00074	mg/L		03/09/23 09:10	03/22/23 18:51	1
Sodium	5.4		0.50	0.18	mg/L		03/09/23 09:10	03/22/23 18:51	1
Thallium	<0.00047		0.0010	0.00047	mg/L		03/09/23 09:10	03/22/23 18:51	1

Method: SW846 EPA 7470A - Mercury (CVAA)

Analyte	Result	Qualifier	RL	MDL	Unit	D	Prepared	Analyzed	Dil Fac
Mercury	<0.00013		0.00020	0.00013	mg/L		03/08/23 14:55	03/09/23 14:53	1

General Chemistry

Analyte	Result	Qualifier	RL	MDL	Unit	D	Prepared	Analyzed	Dil Fac
Sulfide (SW846 EPA 9034)	<2.1		3.0	2.1	mg/L		03/04/23 07:28	03/04/23 12:02	1
Total Dissolved Solids (SM 2540C)	120		10	10	mg/L			03/06/23 17:37	1
Ferric Iron (SM 3500)	0.36		0.050	0.0061	mg/L			03/22/23 11:28	1
Total Alkalinity as CaCO3 to pH 4.5 (SM18 SM2320 B)	110		5.0	5.0	mg/L			03/06/23 14:39	1
Bicarbonate Alkalinity as CaCO3 (SM18 SM2320 B)	110		5.0	5.0	mg/L			03/06/23 14:39	1
Carbonate Alkalinity as CaCO3 (SM18 SM2320 B)	<5.0		5.0	5.0	mg/L			03/06/23 14:39	1

Method: EPA Field Sampling - Field Sampling

Analyte	Result	Qualifier	RL	MDL	Unit	D	Prepared	Analyzed	Dil Fac
pH	6.54				SU			02/28/23 10:30	1
Ferrous Iron	0.0				mg/L			02/28/23 10:30	1

QC Sample Results

Client: Southern Company
Project/Site: CCR - Plant Scherer AP1 PZs

Job ID: 680-231323-1

Method: EPA 300.0 R2.1 - Anions, Ion Chromatography

Lab Sample ID: MB 180-428116/36
Matrix: Water
Analysis Batch: 428116

Client Sample ID: Method Blank
Prep Type: Total/NA

Analyte	MB Result	MB Qualifier	RL	MDL	Unit	D	Prepared	Analyzed	Dil Fac
Chloride	<0.71		1.0	0.71	mg/L			03/04/23 22:39	1
Fluoride	<0.026		0.10	0.026	mg/L			03/04/23 22:39	1
Sulfate	<0.76		1.0	0.76	mg/L			03/04/23 22:39	1

Lab Sample ID: LCS 180-428116/37
Matrix: Water
Analysis Batch: 428116

Client Sample ID: Lab Control Sample
Prep Type: Total/NA

Analyte	Spike Added	LCS Result	LCS Qualifier	Unit	D	%Rec	%Rec Limits
Chloride	50.0	49.9		mg/L		100	90 - 110
Fluoride	2.50	2.75		mg/L		110	90 - 110
Sulfate	50.0	52.4		mg/L		105	90 - 110

Lab Sample ID: 680-231319-A-11 MS
Matrix: Water
Analysis Batch: 428116

Client Sample ID: Matrix Spike
Prep Type: Total/NA

Analyte	Sample Result	Sample Qualifier	Spike Added	MS Result	MS Qualifier	Unit	D	%Rec	%Rec Limits
Chloride	14		50.0	61.5		mg/L		96	90 - 110
Fluoride	0.067	J	2.50	2.73		mg/L		107	90 - 110
Sulfate	170	F1	50.0	215	F1	mg/L		89	90 - 110

Lab Sample ID: 680-231319-A-11 MSD
Matrix: Water
Analysis Batch: 428116

Client Sample ID: Matrix Spike Duplicate
Prep Type: Total/NA

Analyte	Sample Result	Sample Qualifier	Spike Added	MSD Result	MSD Qualifier	Unit	D	%Rec	%Rec Limits	RPD	RPD Limit
Chloride	14		50.0	61.5		mg/L		96	90 - 110	0	20
Fluoride	0.067	J	2.50	2.72		mg/L		106	90 - 110	1	20
Sulfate	170	F1	50.0	214	F1	mg/L		87	90 - 110	1	20

Method: EPA 6020B - Metals (ICP/MS)

Lab Sample ID: MB 180-428646/1-A
Matrix: Water
Analysis Batch: 430208

Client Sample ID: Method Blank
Prep Type: Total Recoverable
Prep Batch: 428646

Analyte	MB Result	MB Qualifier	RL	MDL	Unit	D	Prepared	Analyzed	Dil Fac
Antimony	<0.00097		0.0020	0.00097	mg/L		03/09/23 09:10	03/22/23 17:37	1
Arsenic	<0.00028		0.0010	0.00028	mg/L		03/09/23 09:10	03/22/23 17:37	1
Barium	<0.0031		0.010	0.0031	mg/L		03/09/23 09:10	03/22/23 17:37	1
Beryllium	<0.00027		0.0025	0.00027	mg/L		03/09/23 09:10	03/22/23 17:37	1
Cadmium	<0.00022		0.0025	0.00022	mg/L		03/09/23 09:10	03/22/23 17:37	1
Calcium	<0.13		0.50	0.13	mg/L		03/09/23 09:10	03/22/23 17:37	1
Chromium	<0.0015		0.0020	0.0015	mg/L		03/09/23 09:10	03/22/23 17:37	1
Cobalt	<0.00026		0.0025	0.00026	mg/L		03/09/23 09:10	03/22/23 17:37	1
Iron	<0.028		0.050	0.028	mg/L		03/09/23 09:10	03/22/23 17:37	1
Lead	<0.00038		0.0010	0.00038	mg/L		03/09/23 09:10	03/22/23 17:37	1
Lithium	<0.0013		0.0050	0.0013	mg/L		03/09/23 09:10	03/22/23 17:37	1
Magnesium	<0.050		0.50	0.050	mg/L		03/09/23 09:10	03/22/23 17:37	1

Eurofins Savannah

QC Sample Results

Client: Southern Company
 Project/Site: CCR - Plant Scherer AP1 PZs

Job ID: 680-231323-1

Method: EPA 6020B - Metals (ICP/MS) (Continued)

Lab Sample ID: MB 180-428646/1-A
Matrix: Water
Analysis Batch: 430208

Client Sample ID: Method Blank
Prep Type: Total Recoverable
Prep Batch: 428646

Analyte	MB	MB	RL	MDL	Unit	D	Prepared	Analyzed	Dil Fac
	Result	Qualifier							
Manganese	<0.0013		0.0050	0.0013	mg/L		03/09/23 09:10	03/22/23 17:37	1
Molybdenum	<0.00061		0.015	0.00061	mg/L		03/09/23 09:10	03/22/23 17:37	1
Potassium	<0.16		0.50	0.16	mg/L		03/09/23 09:10	03/22/23 17:37	1
Selenium	<0.00074		0.0050	0.00074	mg/L		03/09/23 09:10	03/22/23 17:37	1
Sodium	<0.18		0.50	0.18	mg/L		03/09/23 09:10	03/22/23 17:37	1
Thallium	<0.00047		0.0010	0.00047	mg/L		03/09/23 09:10	03/22/23 17:37	1

Lab Sample ID: MB 180-428646/1-A
Matrix: Water
Analysis Batch: 431647

Client Sample ID: Method Blank
Prep Type: Total Recoverable
Prep Batch: 428646

Analyte	MB	MB	RL	MDL	Unit	D	Prepared	Analyzed	Dil Fac
	Result	Qualifier							
Boron	<0.060		0.080	0.060	mg/L		03/09/23 09:10	04/06/23 09:29	1

Lab Sample ID: LCS 180-428646/2-A
Matrix: Water
Analysis Batch: 430208

Client Sample ID: Lab Control Sample
Prep Type: Total Recoverable
Prep Batch: 428646

Analyte	Spike Added	LCS Result	LCS Qualifier	Unit	D	%Rec	%Rec Limits
Arsenic	1.00	1.01		mg/L		101	80 - 120
Barium	1.00	1.02		mg/L		102	80 - 120
Beryllium	0.500	0.482		mg/L		96	80 - 120
Cadmium	0.500	0.511		mg/L		102	80 - 120
Calcium	25.0	27.7		mg/L		111	80 - 120
Chromium	0.500	0.514		mg/L		103	80 - 120
Cobalt	0.500	0.497		mg/L		99	80 - 120
Iron	5.00	5.24		mg/L		105	80 - 120
Lead	0.500	0.512		mg/L		102	80 - 120
Lithium	0.500	0.484		mg/L		97	80 - 120
Magnesium	25.0	25.4		mg/L		102	80 - 120
Manganese	0.500	0.501		mg/L		100	80 - 120
Molybdenum	0.500	0.517		mg/L		103	80 - 120
Potassium	25.0	25.8		mg/L		103	80 - 120
Selenium	1.00	1.03		mg/L		103	80 - 120
Sodium	25.0	25.7		mg/L		103	80 - 120
Thallium	1.00	1.07		mg/L		107	80 - 120

Lab Sample ID: LCS 180-428646/2-A
Matrix: Water
Analysis Batch: 431647

Client Sample ID: Lab Control Sample
Prep Type: Total Recoverable
Prep Batch: 428646

Analyte	Spike Added	LCS Result	LCS Qualifier	Unit	D	%Rec	%Rec Limits

QC Sample Results

Client: Southern Company
 Project/Site: CCR - Plant Scherer AP1 PZs

Job ID: 680-231323-1

Method: EPA 6020B - Metals (ICP/MS) (Continued)

Lab Sample ID: 680-231281-C-3-C MS
Matrix: Water
Analysis Batch: 430208

Client Sample ID: Matrix Spike
Prep Type: Total Recoverable
Prep Batch: 428646

Analyte	Sample	Sample	Spike	MS	MS	Unit	D	%Rec	%Rec
	Result	Qualifier	Added	Result	Qualifier			Limits	Limits
Antimony	<0.00097		0.250	0.266		mg/L		107	75 - 125
Arsenic	<0.00028		1.00	0.995		mg/L		100	75 - 125
Barium	0.038		1.00	1.04		mg/L		100	75 - 125
Beryllium	<0.00027		0.500	0.474		mg/L		95	75 - 125
Cadmium	<0.00022		0.500	0.502		mg/L		100	75 - 125
Calcium	20		25.0	46.3		mg/L		106	75 - 125
Chromium	<0.0015		0.500	0.500		mg/L		100	75 - 125
Cobalt	0.010		0.500	0.501		mg/L		98	75 - 125
Iron	0.028	J	5.00	5.12		mg/L		102	75 - 125
Lead	<0.00038		0.500	0.500		mg/L		100	75 - 125
Lithium	<0.0013		0.500	0.478		mg/L		96	75 - 125
Magnesium	11		25.0	36.0		mg/L		99	75 - 125
Manganese	0.48		0.500	0.967		mg/L		97	75 - 125
Molybdenum	<0.00061		0.500	0.506		mg/L		101	75 - 125
Potassium	1.7		25.0	26.9		mg/L		101	75 - 125
Selenium	<0.00074		1.00	0.997		mg/L		100	75 - 125
Sodium	55		25.0	78.7		mg/L		93	75 - 125
Thallium	<0.00047		1.00	1.04		mg/L		104	75 - 125

Lab Sample ID: 680-231281-C-3-C MS
Matrix: Water
Analysis Batch: 431647

Client Sample ID: Matrix Spike
Prep Type: Total Recoverable
Prep Batch: 428646

Analyte	Sample	Sample	Spike	MS	MS	Unit	D	%Rec	%Rec
	Result	Qualifier	Added	Result	Qualifier			Limits	Limits
Boron	1.1		1.25	2.42		mg/L		108	75 - 125

Lab Sample ID: 680-231281-C-3-D MSD
Matrix: Water
Analysis Batch: 430208

Client Sample ID: Matrix Spike Duplicate
Prep Type: Total Recoverable
Prep Batch: 428646

Analyte	Sample	Sample	Spike	MSD	MSD	Unit	D	%Rec	%Rec	RPD	RPD
	Result	Qualifier	Added	Result	Qualifier			Limits	Limits	RPD	Limit
Antimony	<0.00097		0.250	0.269		mg/L		108	75 - 125	1	20
Arsenic	<0.00028		1.00	1.01		mg/L		101	75 - 125	1	20
Barium	0.038		1.00	1.05		mg/L		101	75 - 125	2	20
Beryllium	<0.00027		0.500	0.479		mg/L		96	75 - 125	1	20
Cadmium	<0.00022		0.500	0.511		mg/L		102	75 - 125	2	20
Calcium	20		25.0	46.5		mg/L		107	75 - 125	1	20
Chromium	<0.0015		0.500	0.514		mg/L		103	75 - 125	3	20
Cobalt	0.010		0.500	0.508		mg/L		100	75 - 125	1	20
Iron	0.028	J	5.00	5.18		mg/L		104	75 - 125	1	20
Lead	<0.00038		0.500	0.506		mg/L		101	75 - 125	1	20
Lithium	<0.0013		0.500	0.482		mg/L		96	75 - 125	1	20
Magnesium	11		25.0	36.4		mg/L		101	75 - 125	1	20
Manganese	0.48		0.500	0.961		mg/L		95	75 - 125	1	20
Molybdenum	<0.00061		0.500	0.518		mg/L		104	75 - 125	2	20
Potassium	1.7		25.0	27.5		mg/L		103	75 - 125	2	20
Selenium	<0.00074		1.00	1.02		mg/L		102	75 - 125	2	20
Sodium	55		25.0	78.3		mg/L		92	75 - 125	1	20
Thallium	<0.00047		1.00	1.07		mg/L		107	75 - 125	3	20

Eurofins Savannah

QC Sample Results

Client: Southern Company
 Project/Site: CCR - Plant Scherer AP1 PZs

Job ID: 680-231323-1

Method: EPA 6020B - Metals (ICP/MS)

Lab Sample ID: 680-231281-C-3-D MSD
 Matrix: Water
 Analysis Batch: 431647

Client Sample ID: Matrix Spike Duplicate
 Prep Type: Total Recoverable
 Prep Batch: 428646

Analyte	Sample Result	Sample Qualifier	Spike Added	MSD Result	MSD Qualifier	Unit	D	%Rec	%Rec Limits	RPD	RPD Limit
Boron	1.1		1.25	2.60		mg/L		122	75 - 125	7	20

Method: EPA 7470A - Mercury (CVAA)

Lab Sample ID: MB 180-428562/1-A
 Matrix: Water
 Analysis Batch: 428715

Client Sample ID: Method Blank
 Prep Type: Total/NA
 Prep Batch: 428562

Analyte	MB Result	MB Qualifier	RL	MDL	Unit	D	Prepared	Analyzed	Dil Fac
Mercury	<0.00013		0.00020	0.00013	mg/L		03/08/23 14:55	03/09/23 14:31	1

Lab Sample ID: LCS 180-428562/2-A
 Matrix: Water
 Analysis Batch: 428715

Client Sample ID: Lab Control Sample
 Prep Type: Total/NA
 Prep Batch: 428562

Analyte	Spike Added	LCS Result	LCS Qualifier	Unit	D	%Rec	%Rec Limits
Mercury	0.00250	0.00242		mg/L		97	80 - 120

Lab Sample ID: 680-231213-C-16-B MS
 Matrix: Water
 Analysis Batch: 428715

Client Sample ID: Matrix Spike
 Prep Type: Total/NA
 Prep Batch: 428562

Analyte	Sample Result	Sample Qualifier	Spike Added	MS Result	MS Qualifier	Unit	D	%Rec	%Rec Limits
Mercury	<0.00013		0.00100	0.000899		mg/L		90	75 - 125

Lab Sample ID: 680-231213-C-16-C MSD
 Matrix: Water
 Analysis Batch: 428715

Client Sample ID: Matrix Spike Duplicate
 Prep Type: Total/NA
 Prep Batch: 428562

Analyte	Sample Result	Sample Qualifier	Spike Added	MSD Result	MSD Qualifier	Unit	D	%Rec	%Rec Limits	RPD	RPD Limit
Mercury	<0.00013		0.00100	0.000944		mg/L		94	75 - 125	5	20

Method: EPA 9034 - Sulfide, Acid soluble and Insoluble (Titrimetric)

Lab Sample ID: MB 180-428108/2-A
 Matrix: Water
 Analysis Batch: 428121

Client Sample ID: Method Blank
 Prep Type: Total/NA
 Prep Batch: 428108

Analyte	MB Result	MB Qualifier	RL	MDL	Unit	D	Prepared	Analyzed	Dil Fac
Sulfide	<2.1		3.0	2.1	mg/L		03/04/23 07:28	03/04/23 11:44	1

Lab Sample ID: LCS 180-428108/1-A
 Matrix: Water
 Analysis Batch: 428121

Client Sample ID: Lab Control Sample
 Prep Type: Total/NA
 Prep Batch: 428108

Analyte	Spike Added	LCS Result	LCS Qualifier	Unit	D	%Rec	%Rec Limits
Sulfide	18.0	15.9		mg/L		89	85 - 115

QC Sample Results

Client: Southern Company
 Project/Site: CCR - Plant Scherer AP1 PZs

Job ID: 680-231323-1

Method: EPA 9034 - Sulfide, Acid soluble and Insoluble (Titrimetric) (Continued)

Lab Sample ID: 180-152856-F-1-B MS
Matrix: Water
Analysis Batch: 428121

Client Sample ID: Matrix Spike
Prep Type: Total/NA
Prep Batch: 428108

Analyte	Sample Result	Sample Qualifier	Spike Added	MS Result	MS Qualifier	Unit	D	%Rec	%Rec Limits
Sulfide	<2.1		18.0	15.9		mg/L		89	75 - 125

Lab Sample ID: 180-152856-F-1-C MSD
Matrix: Water
Analysis Batch: 428121

Client Sample ID: Matrix Spike Duplicate
Prep Type: Total/NA
Prep Batch: 428108

Analyte	Sample Result	Sample Qualifier	Spike Added	MSD Result	MSD Qualifier	Unit	D	%Rec	%Rec Limits	RPD	Limit
Sulfide	<2.1		18.0	16.2		mg/L		90	75 - 125	1	20

Method: SM 2540C - Solids, Total Dissolved (TDS)

Lab Sample ID: MB 180-428293/1
Matrix: Water
Analysis Batch: 428293

Client Sample ID: Method Blank
Prep Type: Total/NA

Analyte	MB Result	MB Qualifier	RL	MDL	Unit	D	Prepared	Analyzed	Dil Fac
Total Dissolved Solids	<10		10	10	mg/L			03/06/23 17:37	1

Lab Sample ID: LCS 180-428293/2
Matrix: Water
Analysis Batch: 428293

Client Sample ID: Lab Control Sample
Prep Type: Total/NA

Analyte	Spike Added	LCS Result	LCS Qualifier	Unit	D	%Rec	%Rec Limits
Total Dissolved Solids	665	642		mg/L		97	85 - 115

Lab Sample ID: 680-231325-C-2 DU
Matrix: Water
Analysis Batch: 428293

Client Sample ID: Duplicate
Prep Type: Total/NA

Analyte	Sample Result	Sample Qualifier	DU Result	DU Qualifier	Unit	D	RPD	Limit
Total Dissolved Solids	240		244		mg/L		0	10

Method: SM2320 B - Alkalinity, Total

Lab Sample ID: MB 180-428325/5
Matrix: Water
Analysis Batch: 428325

Client Sample ID: Method Blank
Prep Type: Total/NA

Analyte	MB Result	MB Qualifier	RL	MDL	Unit	D	Prepared	Analyzed	Dil Fac
Total Alkalinity as CaCO3 to pH 4.5	<5.0		5.0	5.0	mg/L			03/06/23 13:24	1
Bicarbonate Alkalinity as CaCO3	<5.0		5.0	5.0	mg/L			03/06/23 13:24	1
Carbonate Alkalinity as CaCO3	<5.0		5.0	5.0	mg/L			03/06/23 13:24	1

Lab Sample ID: LCS 180-428325/4
Matrix: Water
Analysis Batch: 428325

Client Sample ID: Lab Control Sample
Prep Type: Total/NA

Analyte	Spike Added	LCS Result	LCS Qualifier	Unit	D	%Rec	%Rec Limits
Total Alkalinity as CaCO3 to pH 4.5	255	253		mg/L		99	90 - 110

Eurofins Savannah

QC Sample Results

Client: Southern Company
 Project/Site: CCR - Plant Scherer AP1 PZs

Job ID: 680-231323-1

Method: SM2320 B - Alkalinity, Total (Continued)

Lab Sample ID: LLCS 180-428325/3

Matrix: Water

Analysis Batch: 428325

Client Sample ID: Lab Control Sample

Prep Type: Total/NA

Analyte	Spike Added	LLCS Result	LLCS Qualifier	Unit	D	%Rec	%Rec Limits
Total Alkalinity as CaCO3 to pH 4.5	15.3	15.1		mg/L		98	75 - 125

Lab Sample ID: 680-231319-D-7 DU

Matrix: Water

Analysis Batch: 428325

Client Sample ID: Duplicate

Prep Type: Total/NA

Analyte	Sample Result	Sample Qualifier	DU Result	DU Qualifier	Unit	D	RPD	RPD Limit
Total Alkalinity as CaCO3 to pH 4.5	40		40.3		mg/L		1	20
Bicarbonate Alkalinity as CaCO3	40		40.3		mg/L		1	20
Carbonate Alkalinity as CaCO3	<5.0		<5.0		mg/L		NC	20

QC Association Summary

Client: Southern Company
 Project/Site: CCR - Plant Scherer AP1 PZs

Job ID: 680-231323-1

HPLC/IC

Analysis Batch: 428116

Lab Sample ID	Client Sample ID	Prep Type	Matrix	Method	Prep Batch
680-231323-1	SCH-PZ-44I	Total/NA	Water	EPA 300.0 R2.1	
MB 180-428116/36	Method Blank	Total/NA	Water	EPA 300.0 R2.1	
LCS 180-428116/37	Lab Control Sample	Total/NA	Water	EPA 300.0 R2.1	
680-231319-A-11 MS	Matrix Spike	Total/NA	Water	EPA 300.0 R2.1	
680-231319-A-11 MSD	Matrix Spike Duplicate	Total/NA	Water	EPA 300.0 R2.1	

Metals

Prep Batch: 428562

Lab Sample ID	Client Sample ID	Prep Type	Matrix	Method	Prep Batch
680-231323-1	SCH-PZ-44I	Total/NA	Water	7470A	
MB 180-428562/1-A	Method Blank	Total/NA	Water	7470A	
LCS 180-428562/2-A	Lab Control Sample	Total/NA	Water	7470A	
680-231213-C-16-B MS	Matrix Spike	Total/NA	Water	7470A	
680-231213-C-16-C MSD	Matrix Spike Duplicate	Total/NA	Water	7470A	

Prep Batch: 428646

Lab Sample ID	Client Sample ID	Prep Type	Matrix	Method	Prep Batch
680-231323-1	SCH-PZ-44I	Total Recoverable	Water	3005A	
MB 180-428646/1-A	Method Blank	Total Recoverable	Water	3005A	
LCS 180-428646/2-A	Lab Control Sample	Total Recoverable	Water	3005A	
680-231281-C-3-C MS	Matrix Spike	Total Recoverable	Water	3005A	
680-231281-C-3-D MSD	Matrix Spike Duplicate	Total Recoverable	Water	3005A	

Analysis Batch: 428715

Lab Sample ID	Client Sample ID	Prep Type	Matrix	Method	Prep Batch
680-231323-1	SCH-PZ-44I	Total/NA	Water	EPA 7470A	428562
MB 180-428562/1-A	Method Blank	Total/NA	Water	EPA 7470A	428562
LCS 180-428562/2-A	Lab Control Sample	Total/NA	Water	EPA 7470A	428562
680-231213-C-16-B MS	Matrix Spike	Total/NA	Water	EPA 7470A	428562
680-231213-C-16-C MSD	Matrix Spike Duplicate	Total/NA	Water	EPA 7470A	428562

Analysis Batch: 430208

Lab Sample ID	Client Sample ID	Prep Type	Matrix	Method	Prep Batch
680-231323-1	SCH-PZ-44I	Total Recoverable	Water	EPA 6020B	428646
MB 180-428646/1-A	Method Blank	Total Recoverable	Water	EPA 6020B	428646
LCS 180-428646/2-A	Lab Control Sample	Total Recoverable	Water	EPA 6020B	428646
680-231281-C-3-C MS	Matrix Spike	Total Recoverable	Water	EPA 6020B	428646
680-231281-C-3-D MSD	Matrix Spike Duplicate	Total Recoverable	Water	EPA 6020B	428646

Analysis Batch: 431647

Lab Sample ID	Client Sample ID	Prep Type	Matrix	Method	Prep Batch
680-231323-1	SCH-PZ-44I	Total Recoverable	Water	EPA 6020B	428646
MB 180-428646/1-A	Method Blank	Total Recoverable	Water	EPA 6020B	428646
LCS 180-428646/2-A	Lab Control Sample	Total Recoverable	Water	EPA 6020B	428646
680-231281-C-3-C MS	Matrix Spike	Total Recoverable	Water	EPA 6020B	428646
680-231281-C-3-D MSD	Matrix Spike Duplicate	Total Recoverable	Water	EPA 6020B	428646

QC Association Summary

Client: Southern Company
 Project/Site: CCR - Plant Scherer AP1 PZs

Job ID: 680-231323-1

General Chemistry

Prep Batch: 428108

Lab Sample ID	Client Sample ID	Prep Type	Matrix	Method	Prep Batch
680-231323-1	SCH-PZ-44I	Total/NA	Water	9030B	
MB 180-428108/2-A	Method Blank	Total/NA	Water	9030B	
LCS 180-428108/1-A	Lab Control Sample	Total/NA	Water	9030B	
180-152856-F-1-B MS	Matrix Spike	Total/NA	Water	9030B	
180-152856-F-1-C MSD	Matrix Spike Duplicate	Total/NA	Water	9030B	

Analysis Batch: 428121

Lab Sample ID	Client Sample ID	Prep Type	Matrix	Method	Prep Batch
680-231323-1	SCH-PZ-44I	Total/NA	Water	EPA 9034	428108
MB 180-428108/2-A	Method Blank	Total/NA	Water	EPA 9034	428108
LCS 180-428108/1-A	Lab Control Sample	Total/NA	Water	EPA 9034	428108
180-152856-F-1-B MS	Matrix Spike	Total/NA	Water	EPA 9034	428108
180-152856-F-1-C MSD	Matrix Spike Duplicate	Total/NA	Water	EPA 9034	428108

Analysis Batch: 428293

Lab Sample ID	Client Sample ID	Prep Type	Matrix	Method	Prep Batch
680-231323-1	SCH-PZ-44I	Total/NA	Water	SM 2540C	
MB 180-428293/1	Method Blank	Total/NA	Water	SM 2540C	
LCS 180-428293/2	Lab Control Sample	Total/NA	Water	SM 2540C	
680-231325-C-2 DU	Duplicate	Total/NA	Water	SM 2540C	

Analysis Batch: 428325

Lab Sample ID	Client Sample ID	Prep Type	Matrix	Method	Prep Batch
680-231323-1	SCH-PZ-44I	Total/NA	Water	SM2320 B	
MB 180-428325/5	Method Blank	Total/NA	Water	SM2320 B	
LCS 180-428325/4	Lab Control Sample	Total/NA	Water	SM2320 B	
LLCS 180-428325/3	Lab Control Sample	Total/NA	Water	SM2320 B	
680-231319-D-7 DU	Duplicate	Total/NA	Water	SM2320 B	

Analysis Batch: 430037

Lab Sample ID	Client Sample ID	Prep Type	Matrix	Method	Prep Batch
680-231323-1	SCH-PZ-44I	Total/NA	Water	SM 3500	

Field Service / Mobile Lab

Analysis Batch: 428379

Lab Sample ID	Client Sample ID	Prep Type	Matrix	Method	Prep Batch
680-231323-1	SCH-PZ-44I	Total/NA	Water	Field Sampling	

Lab Chronicle

Client: Southern Company
 Project/Site: CCR - Plant Scherer AP1 PZs

Job ID: 680-231323-1

Client Sample ID: SCH-PZ-441

Lab Sample ID: 680-231323-1

Date Collected: 02/28/23 10:30

Matrix: Water

Date Received: 03/02/23 10:00

Prep Type	Batch Type	Batch Method	Run	Dil Factor	Initial Amount	Final Amount	Batch Number	Prepared or Analyzed	Analyst	Lab
Total/NA	Analysis	EPA 300.0 R2.1		1	1 mL	1 mL	428116	03/05/23 02:21	SNL	EET PIT
Instrument ID: INTEGRION										
Total Recoverable	Prep	3005A			25 mL	25 mL	428646	03/09/23 09:10	HCY	EET PIT
Total Recoverable	Analysis	EPA 6020B		1			430208	03/22/23 18:51	RSK	EET PIT
Instrument ID: A										
Total Recoverable	Prep	3005A			25 mL	25 mL	428646	03/09/23 09:10	HCY	EET PIT
Total Recoverable	Analysis	EPA 6020B		1			431647	04/06/23 13:36	RSK	EET PIT
Instrument ID: A										
Total/NA	Prep	7470A			25 mL	25 mL	428562	03/08/23 14:55	RSR	EET PIT
Total/NA	Analysis	EPA 7470A		1			428715	03/09/23 14:53	RJR	EET PIT
Instrument ID: HGZ										
Total/NA	Prep	9030B			50 mL	50 mL	428108	03/04/23 07:28	BAB	EET PIT
Total/NA	Analysis	EPA 9034		1			428121	03/04/23 12:02	BAB	EET PIT
Instrument ID: NOEQUIP										
Total/NA	Analysis	SM 2540C		1	100 mL	100 mL	428293	03/06/23 17:37	LWM	EET PIT
Instrument ID: NOEQUIP										
Total/NA	Analysis	SM 3500		1			430037	03/22/23 11:28	CRL	EET PIT
Instrument ID: NOEQUIP										
Total/NA	Analysis	SM2320 B		1			428325	03/06/23 14:39	MAM	EET PIT
Instrument ID: PCTITRATOR										
Total/NA	Analysis	Field Sampling		1			428379	02/28/23 10:30	FDS	EET PIT
Instrument ID: NOEQUIP										

Laboratory References:

EET PIT = Eurofins Pittsburgh, 301 Alpha Drive, RIDC Park, Pittsburgh, PA 15238, TEL (412)963-7058

Accreditation/Certification Summary

Client: Southern Company
 Project/Site: CCR - Plant Scherer AP1 PZs

Job ID: 680-231323-1

Laboratory: Eurofins Pittsburgh

All accreditations/certifications held by this laboratory are listed. Not all accreditations/certifications are applicable to this report.

Authority	Program	Identification Number	Expiration Date
Arkansas DEQ	State	19-033-0	06-27-23
California	State	2891	04-30-23
Connecticut	State	PH-0688	09-30-24
Florida	NELAP	E871008	06-30-23
Georgia	State	PA 02-00416	04-30-23
Illinois	NELAP	004375	06-30-23
Kansas	NELAP	E-10350	01-31-24
Kentucky (UST)	State	162013	04-30-23
Kentucky (WW)	State	KY98043	12-31-23
Louisiana	NELAP	04041	06-30-22 *
Louisiana (All)	NELAP	04041	06-30-23
Maine	State	PA00164	03-06-24
Minnesota	NELAP	042-999-482	12-31-23
New Hampshire	NELAP	2030	04-04-23 *
New Jersey	NELAP	PA005	06-30-23
New York	NELAP	11182	04-01-24
North Carolina (WW/SW)	State	434	12-31-23
North Dakota	State	R-227	04-30-23
Oregon	NELAP	PA-2151	02-06-24
Pennsylvania	NELAP	02-00416	04-30-24
Rhode Island	State	LAO00362	12-31-22 *
South Carolina	State	89014	04-30-23
Texas	NELAP	T104704528	03-31-24
USDA	US Federal Programs	P330-16-00211	06-21-24
Utah	NELAP	PA001462019-8	05-31-23
Virginia	NELAP	10043	09-14-23
West Virginia DEP	State	142	03-31-23 *
Wisconsin	State	998027800	08-31-23

* Accreditation/Certification renewal pending - accreditation/certification considered valid.

Method Summary

Client: Southern Company
Project/Site: CCR - Plant Scherer AP1 PZs

Job ID: 680-231323-1

Method	Method Description	Protocol	Laboratory
EPA 300.0 R2.1	Anions, Ion Chromatography	EPA	EET PIT
EPA 6020B	Metals (ICP/MS)	SW846	EET PIT
EPA 7470A	Mercury (CVAA)	SW846	EET PIT
EPA 9034	Sulfide, Acid soluble and Insoluble (Titrimetric)	SW846	EET PIT
SM 2540C	Solids, Total Dissolved (TDS)	SM	EET PIT
SM 3500	Iron, Ferric	SM	EET PIT
SM2320 B	Alkalinity, Total	SM18	EET PIT
Field Sampling	Field Sampling	EPA	EET PIT
3005A	Preparation, Total Recoverable or Dissolved Metals	SW846	EET PIT
7470A	Preparation, Mercury	SW846	EET PIT
9030B	Sulfide, Distillation (Acid Soluble and Insoluble)	SW846	EET PIT

Protocol References:

EPA = US Environmental Protection Agency

SM = "Standard Methods For The Examination Of Water And Wastewater"

SM18 = "Standard Methods For The Examination Of Water And Wastewater", 18th Edition, 1992.

SW846 = "Test Methods For Evaluating Solid Waste, Physical/Chemical Methods", Third Edition, November 1986 And Its Updates.

Laboratory References:

EET PIT = Eurofins Pittsburgh, 301 Alpha Drive, RIDC Park, Pittsburgh, PA 15238, TEL (412)963-7058

FedEx

Do not lift using this tag.

5881 435021 10

 **eurofins**

**Environment Testing
TestAmerica**



0011231321 904481

ORIGIN: DELAWARE (671) 968-9093
DELWARE (AY) DE
EUROFINS ATLANTA SC
2015 REGENCY PARKWAY NW
SUITE 501
MARIETTA GA 30067
UNITED STATES US

SICP CODE: 000000
OCTAVE: 51 00 18 000
SPD: 00016.000 0000

EST. RECEIPT

TO **SAMPLE RECEIVING
EUROFINS TESTAMERICA PITTSBURGH
301 ALPHA DR.
RIDC PARK
PITTSBURGH PA 15238**

(412) 442-7058

Uncorrected temp
Thermometer ID

2.5
120

CFOL Initials *MLD*

FedEx



1 of 3
TRK# 6072 5517 087
MASTER

THU -
PRIOP

XN AGCA

PA-US PIT



- 1
- 2
- 3
- 4
- 5
- 6
- 7
- 8
- 9
- 10
- 11
- 12

TestAmerica Pittsburgh
 301 Alpha Drive
 RIDC Park
 Pittsburgh, PA 15238-2907
 phone 412.963.7058 fax 412.963.2468

Chain of Custody Record

TestAmerica
 THE LEADER IN ENVIRONMENTAL TESTING

TestAmerica Laboratories, Inc.

244-ATLANTA
 241 Ralph McGill Blvd SE B10185
 Atlanta, GA 30308
 jAbraham@southernco.com
 Project Name: CCR - Plant Scherer AP1 PZs
 Site: Georgia
 Project #: 68027798

Client Contact: Joju Abraham, Southern Company
 Project Manager: Dawn Prell
 Tel: 412-963-2468 Fax: 248-536-6445
 Regulatory Agency: RCRA NPDES DW Other:

Site Contact: Dawn Prell
 Lab Contact: Dawn Prell
 Date: 02/28/23
 Carrier: *POUR-44 HAZ*
 For Lab Use Only:
 Walk-in Client:
 Lab Sampling:
 Job /SDG No.:

Sample Date	Sample Time	Sample Type (C=Comp, G=Grab)	Matrix	# of Cont.	Filtered Sample (Y/N)	Perform MS/MSD (Y/N)	App III metals: B, Ca	App IV metals: Sb, As, Ba, Be, Cd, Cr, Co, Pb, Li, Hg, Mo, Se, Ti	Radium 226 + 228	Mg, Na, K, Mn	Sulfide	HCO ₃ , CO ₃ Alkalinity	Cl, F, SO ₄ , TDS	Fe total, Fe ₂ , Fe ₃
2/28/2023	10:30	G	WG	8	N	N	X	X	X	X	X	X	X	X



Sample Disposal (A fee may be assessed if samples are retained longer than 1 month)
 Return to Client Disposal by Lab Archive for _____ Months

Special Instructions/QC Requirements & Comments: SCH-CCR-ASSMT-2023S1

Relinquished by: *WILKIE GEMMICK* Date/Time: *3/1/23 8:13*
 Relinquished by: *POUR-44 HAZ* Date/Time: *3/1/23 8:13*
 Relinquished by: *POUR-44 HAZ* Date/Time: *3/1/23 8:13*

TestAmerica Pittsburgh
301 Alpha Drive
RDC Park
Pittsburgh, PA 15238-2907
phone 412.963.7058 fax 412.963.2468

Chain of Custody Record

TestAmerica
THE LEADER IN ENVIRONMENTAL TESTING

TestAmerica Laboratories, Inc.

244-ATLANTA
Regulatory Programs
Project Manager: Dawn Prell
Tel/Fax: 248-536-5445

Client Contact
Joju Abraham
Southern Company
241 Ralph McGill Blvd SE B10185
Atlanta, GA 30308
JAbraham@southernco.com
Project Name: CCR - Plant Scherer AP1 PZs
Site Georgia
Project #: 68027798


Site Contact: Dawn Prell
Lab Contact: David Fuller

Analysis Turnaround Time
 CALENDAR DAYS WORKING DAYS
TAT if different from Below 3-5 days
 2 weeks
 1 week
 2 days
 1 day

Other: RCRA NPDES DW PPEES Other:

Date: 03/11/23
Carrier: *Courtesy*
COC No. 1 of 1 COCs

Sample Identification	Sample Date	Sample Time	Sample Type (C-Comp, G-Grab)	Matrix	# of Cont.	Filtered Sample (Y/N)	Perform MS/MSD (Y/N)	App III metals: B, Ca	App IV metals: Sb, As, Ba, Be, Cd, Cr, Co, Pb, Li, Hg, Mo, Se, Tl	Radium 226 + 228	Mg, Na, K, Mn	Sulfide	HCO ₃ , CO ₃ Alkalinity	Cl, F, SO ₄ , TDS	Te total, Fe ₂ , Fe ₃
SCH-PZ-441	2/28/2023	10 30	G	WG	8	N	N	X	X	X	X	X	X	X	X



Preservation Used: 1. HCl, 2. HCl, 3. H₂SO₄, 4. HNO₃, 5. NaOH, 6. Other

Possible Hazard Identification: Are any samples from a listed EPA Hazardous Waste? Please List any EPA Waste Codes for the sample in the Comments Section if the lab is to dispose of the sample

Non-Hazard Flammable Skin Irritant Poison B Unknown

Sample Disposal (A fee may be assessed if samples are retained longer than 1 month)
 Return to Client Disposal by Lab Archive for _____ Months

Special Instructions/QC Requirements & Comments: SCH-CCR-ASSMIT-2023S1

Relinquished by: *Dawn Prell* / *David Fuller*
 Relinquished by: *Mike Gorman*
 Relinquished by: *Michael Parker*

Received by: *Mike Gorman*
 Received by: *Michael Parker*
 Received by: *Michael Parker*

Company: *WSP*
 Company: *Courtesy*
 Company: *FLAME*

Date/Time: 03/11/23
 Date/Time: 3/13/23
 Date/Time: 3/13/23

Custody Seal No: *02-17*
 Cooler Temp (°C): Obs'd _____ Cor'd _____

Therm ID No.: _____

Login Sample Receipt Checklist

Client: Southern Company

Job Number: 680-231323-1

Login Number: 231323

List Number: 2

Creator: Kovitch, Christina M

List Source: Eurofins Pittsburgh

List Creation: 03/02/23 06:57 PM

Question	Answer	Comment
Radioactivity wasn't checked or is <=/ background as measured by a survey meter.	N/A	
The cooler's custody seal, if present, is intact.	True	
Sample custody seals, if present, are intact.	True	
The cooler or samples do not appear to have been compromised or tampered with.	True	
Samples were received on ice.	True	
Cooler Temperature is acceptable.	True	
Cooler Temperature is recorded.	True	
COC is present.	True	
COC is filled out in ink and legible.	True	
COC is filled out with all pertinent information.	True	
Is the Field Sampler's name present on COC?	True	
There are no discrepancies between the containers received and the COC.	True	
Samples are received within Holding Time (excluding tests with immediate HTs)	True	
Sample containers have legible labels.	True	
Containers are not broken or leaking.	True	
Sample collection date/times are provided.	True	
Appropriate sample containers are used.	True	
Sample bottles are completely filled.	True	
Sample Preservation Verified.	True	
There is sufficient vol. for all requested analyses, incl. any requested MS/MSDs	True	
Containers requiring zero headspace have no headspace or bubble is <6mm (1/4").	True	
Multiphasic samples are not present.	True	
Samples do not require splitting or compositing.	True	
Residual Chlorine Checked.	N/A	

APPENDIX B

**Analytical Results
August 2023**



ANALYTICAL REPORT

PREPARED FOR

Attn: Joju Abraham
Southern Company
241 Ralph McGill Blvd SE
B10185
Atlanta, Georgia 30308

Generated 8/15/2023 5:35:22 PM Revision 2

JOB DESCRIPTION

CCR - Plant Scherer Ash Pond

JOB NUMBER

680-238490-1

Eurofins Savannah

Job Notes

This report may not be reproduced except in full, and with written approval from the laboratory. The results relate only to the samples tested. For questions please contact the Project Manager at the e-mail address or telephone number listed on this page.

The test results in this report relate only to the samples as received by the laboratory and will meet all requirements of the methodology, with any exceptions noted. This report shall not be reproduced except in full, without the express written approval of the laboratory. All questions should be directed to the Eurofins Environment Testing Southeast, LLC Project Manager.

Authorization



Authorized for release by
David Fuller, Project Manager
David.Fuller@et.eurofinsus.com
(770)344-8986

Generated
8/15/2023 5:35:22 PM
Revision 2

Definitions/Glossary

Client: Southern Company
Project/Site: CCR - Plant Scherer Ash Pond

Job ID: 680-238490-1

Qualifiers

HPLC/IC

Qualifier	Qualifier Description
J	Result is less than the RL but greater than or equal to the MDL and the concentration is an approximate value.

Metals

Qualifier	Qualifier Description
B	Compound was found in the blank and sample.
F1	MS and/or MSD recovery exceeds control limits.
J	Result is less than the RL but greater than or equal to the MDL and the concentration is an approximate value.

General Chemistry

Qualifier	Qualifier Description
F1	MS and/or MSD recovery exceeds control limits.
F3	Duplicate RPD exceeds the control limit

Glossary

Abbreviation	These commonly used abbreviations may or may not be present in this report.
α	Listed under the "D" column to designate that the result is reported on a dry weight basis
%R	Percent Recovery
CFL	Contains Free Liquid
CFU	Colony Forming Unit
CNF	Contains No Free Liquid
DER	Duplicate Error Ratio (normalized absolute difference)
Dil Fac	Dilution Factor
DL	Detection Limit (DoD/DOE)
DL, RA, RE, IN	Indicates a Dilution, Re-analysis, Re-extraction, or additional Initial metals/anion analysis of the sample
DLC	Decision Level Concentration (Radiochemistry)
EDL	Estimated Detection Limit (Dioxin)
LOD	Limit of Detection (DoD/DOE)
LOQ	Limit of Quantitation (DoD/DOE)
MCL	EPA recommended "Maximum Contaminant Level"
MDA	Minimum Detectable Activity (Radiochemistry)
MDC	Minimum Detectable Concentration (Radiochemistry)
MDL	Method Detection Limit
ML	Minimum Level (Dioxin)
MPN	Most Probable Number
MQL	Method Quantitation Limit
NC	Not Calculated
ND	Not Detected at the reporting limit (or MDL or EDL if shown)
NEG	Negative / Absent
POS	Positive / Present
PQL	Practical Quantitation Limit
PRES	Presumptive
QC	Quality Control
RER	Relative Error Ratio (Radiochemistry)
RL	Reporting Limit or Requested Limit (Radiochemistry)
RPD	Relative Percent Difference, a measure of the relative difference between two points
TEF	Toxicity Equivalent Factor (Dioxin)
TEQ	Toxicity Equivalent Quotient (Dioxin)
TNTC	Too Numerous To Count

Sample Summary

Client: Southern Company
Project/Site: CCR - Plant Scherer Ash Pond

Job ID: 680-238490-1

Lab Sample ID	Client Sample ID	Matrix	Collected	Received
680-238490-1	SCH-SGWA-1	Water	08/01/23 13:29	08/02/23 11:24
680-238490-2	SCH-SGWA-2	Water	08/01/23 15:07	08/02/23 11:24
680-238490-3	SCH-SGWA-5	Water	08/01/23 14:22	08/02/23 11:24
680-238490-4	SCH-SGWC-6	Water	08/01/23 16:18	08/02/23 11:24
680-238490-5	SCH-AP1-FD-1	Water	08/01/23 00:00	08/02/23 11:24

1

2

3

4

5

6

7

8

9

10

11

12

Case Narrative

Client: Southern Company
Project/Site: CCR - Plant Scherer Ash Pond

Job ID: 680-238490-1

Job ID: 680-238490-1

Laboratory: Eurofins Savannah

Narrative

Job Narrative 680-238490-1

Revision 2

The report being provided is a revision of the original report sent on 8/9/2023. The report (revision 2) is being revised in order to correct the Reporting Limit (RL) for Iron as previously set up for this project by Eurofins Savannah.

Report revision history

Revision 1 - 8/10/2023 - Reason - in order to correct Field Duplicate ID to SCH-AP1-FD-1..

Receipt

The samples were received on 8/2/2023 11:24 AM. Unless otherwise noted below, the samples arrived in good condition, and, where required, properly preserved and on ice. The temperatures of the 2 coolers at receipt time were 0.4°C and 4.0°C

HPLC/IC

No additional analytical or quality issues were noted, other than those described above or in the Definitions/ Glossary page.

Metals

No additional analytical or quality issues were noted, other than those described above or in the Definitions/ Glossary page.

General Chemistry

Method 2540C: The sample duplicate precision for the following sample associated with analytical batch 680-791596 was outside control limits: (680-238329-H-2 DU). The associated Laboratory Control Sample / Laboratory Control Sample Duplicate (LCS/LCSD) precision met acceptance criteria.

Method 9034: The matrix spike / matrix spike duplicate (MS/MSD) recoveries for preparation batch 680-792132 and analytical batch 680-792170 were outside control limits for one or more analytes. See QC Sample Results for detail. Sample matrix interference and/or non-homogeneity are suspected because the associated laboratory control sample (LCS) recovery is within acceptance limits.

No additional analytical or quality issues were noted, other than those described above or in the Definitions/ Glossary page.

Client Sample Results

Client: Southern Company
Project/Site: CCR - Plant Scherer Ash Pond

Job ID: 680-238490-1

Client Sample ID: SCH-SGWA-1

Lab Sample ID: 680-238490-1

Date Collected: 08/01/23 13:29

Matrix: Water

Date Received: 08/02/23 11:24

Method: MCAWW 300.0-1993 R2.1 - Anions, Ion Chromatography

Analyte	Result	Qualifier	RL	MDL	Unit	D	Prepared	Analyzed	Dil Fac
Sulfate	0.48	J	1.0	0.40	mg/L			08/03/23 11:31	1
Fluoride	<0.040		0.10	0.040	mg/L			08/03/23 11:31	1
Chloride	2.0		1.0	0.20	mg/L			08/03/23 11:31	1

Method: SW846 6020B - Metals (ICP/MS) - Total Recoverable

Analyte	Result	Qualifier	RL	MDL	Unit	D	Prepared	Analyzed	Dil Fac
Antimony	<0.00034		0.0020	0.00034	mg/L		08/03/23 05:51	08/03/23 20:50	1
Arsenic	<0.00086		0.0010	0.00086	mg/L		08/03/23 05:51	08/03/23 20:50	1
Barium	0.047		0.010	0.00089	mg/L		08/03/23 05:51	08/03/23 20:50	1
Beryllium	0.00031	J	0.0025	0.00020	mg/L		08/03/23 05:51	08/03/23 20:50	1
Boron	0.029	J B	0.080	0.022	mg/L		08/03/23 05:51	08/03/23 20:50	1
Cadmium	<0.000078		0.0025	0.000078	mg/L		08/03/23 05:51	08/03/23 20:50	1
Calcium	2.3		0.50	0.14	mg/L		08/03/23 05:51	08/03/23 20:50	1
Chromium	0.0029		0.0020	0.0012	mg/L		08/03/23 05:51	08/03/23 20:50	1
Cobalt	0.00072	J	0.0025	0.00022	mg/L		08/03/23 05:51	08/03/23 20:50	1
Iron	0.017	J	0.10	0.012	mg/L		08/03/23 05:51	08/03/23 20:50	1
Lead	<0.00021		0.0010	0.00021	mg/L		08/03/23 05:51	08/03/23 20:50	1
Lithium	<0.0020		0.0050	0.0020	mg/L		08/03/23 05:51	08/03/23 20:50	1
Magnesium	1.1		0.50	0.023	mg/L		08/03/23 05:51	08/03/23 20:50	1
Manganese	0.095		0.0050	0.0022	mg/L		08/03/23 05:51	08/03/23 20:50	1
Molybdenum	<0.00086		0.015	0.00086	mg/L		08/03/23 05:51	08/03/23 20:50	1
Potassium	0.94	B	0.50	0.044	mg/L		08/03/23 05:51	08/03/23 20:50	1
Selenium	<0.00099		0.0050	0.00099	mg/L		08/03/23 05:51	08/03/23 20:50	1
Sodium	3.7		0.50	0.20	mg/L		08/03/23 05:51	08/03/23 20:50	1
Thallium	<0.00026		0.0010	0.00026	mg/L		08/03/23 05:51	08/03/23 20:50	1

Method: SW846 7470A - Mercury (CVAA)

Analyte	Result	Qualifier	RL	MDL	Unit	D	Prepared	Analyzed	Dil Fac
Mercury	<0.000080		0.00020	0.000080	mg/L		08/08/23 11:57	08/09/23 11:28	1

General Chemistry

Analyte	Result	Qualifier	RL	MDL	Unit	D	Prepared	Analyzed	Dil Fac
Total Alkalinity as CaCO3 to pH 4.5 (SM 2320B-2011)	12		5.0	2.2	mg/L			08/04/23 01:00	1
Bicarbonate Alkalinity as CaCO3 (SM 2320B-2011)	12		5.0	5.0	mg/L			08/04/23 01:00	1
Carbonate Alkalinity as CaCO3 (SM 2320B-2011)	<5.0		5.0	5.0	mg/L			08/04/23 01:00	1
Total Dissolved Solids (SM 2540C-2011)	61		10	10	mg/L			08/03/23 10:39	1
Sulfide (SW846 9034)	<10		10	10	mg/L		08/07/23 12:44	08/07/23 14:30	1

Client Sample ID: SCH-SGWA-2

Lab Sample ID: 680-238490-2

Date Collected: 08/01/23 15:07

Matrix: Water

Date Received: 08/02/23 11:24

Method: MCAWW 300.0-1993 R2.1 - Anions, Ion Chromatography

Analyte	Result	Qualifier	RL	MDL	Unit	D	Prepared	Analyzed	Dil Fac
Sulfate	0.48	J	1.0	0.40	mg/L			08/03/23 11:44	1
Fluoride	0.077	J	0.10	0.040	mg/L			08/03/23 11:44	1
Chloride	1.4		1.0	0.20	mg/L			08/03/23 11:44	1

Eurofins Savannah

Client Sample Results

Client: Southern Company
Project/Site: CCR - Plant Scherer Ash Pond

Job ID: 680-238490-1

Client Sample ID: SCH-SGWA-2

Lab Sample ID: 680-238490-2

Date Collected: 08/01/23 15:07

Matrix: Water

Date Received: 08/02/23 11:24

Method: SW846 6020B - Metals (ICP/MS) - Total Recoverable

Analyte	Result	Qualifier	RL	MDL	Unit	D	Prepared	Analyzed	Dil Fac
Antimony	<0.00034		0.0020	0.00034	mg/L		08/03/23 05:51	08/03/23 21:39	1
Arsenic	<0.00086		0.0010	0.00086	mg/L		08/03/23 05:51	08/03/23 21:39	1
Barium	0.038		0.010	0.00089	mg/L		08/03/23 05:51	08/03/23 21:39	1
Beryllium	<0.00020		0.0025	0.00020	mg/L		08/03/23 05:51	08/03/23 21:39	1
Boron	0.044	J B	0.080	0.022	mg/L		08/03/23 05:51	08/03/23 21:39	1
Cadmium	<0.000078		0.0025	0.000078	mg/L		08/03/23 05:51	08/03/23 21:39	1
Calcium	12		0.50	0.14	mg/L		08/03/23 05:51	08/03/23 21:39	1
Chromium	0.014		0.0020	0.0012	mg/L		08/03/23 05:51	08/03/23 21:39	1
Cobalt	<0.00022		0.0025	0.00022	mg/L		08/03/23 05:51	08/03/23 21:39	1
Iron	0.013	J	0.10	0.012	mg/L		08/03/23 05:51	08/03/23 21:39	1
Lead	<0.00021		0.0010	0.00021	mg/L		08/03/23 05:51	08/03/23 21:39	1
Lithium	<0.0020		0.0050	0.0020	mg/L		08/03/23 05:51	08/03/23 21:39	1
Magnesium	6.8		0.50	0.023	mg/L		08/03/23 05:51	08/03/23 21:39	1
Manganese	<0.0022		0.0050	0.0022	mg/L		08/03/23 05:51	08/03/23 21:39	1
Molybdenum	<0.00086		0.015	0.00086	mg/L		08/03/23 05:51	08/03/23 21:39	1
Potassium	1.1	B	0.50	0.044	mg/L		08/03/23 05:51	08/03/23 21:39	1
Selenium	<0.00099		0.0050	0.00099	mg/L		08/03/23 05:51	08/03/23 21:39	1
Sodium	5.4		0.50	0.20	mg/L		08/03/23 05:51	08/03/23 21:39	1
Thallium	<0.00026		0.0010	0.00026	mg/L		08/03/23 05:51	08/03/23 21:39	1

Method: SW846 7470A - Mercury (CVAA)

Analyte	Result	Qualifier	RL	MDL	Unit	D	Prepared	Analyzed	Dil Fac
Mercury	<0.000080		0.00020	0.000080	mg/L		08/08/23 11:57	08/09/23 11:30	1

General Chemistry

Analyte	Result	Qualifier	RL	MDL	Unit	D	Prepared	Analyzed	Dil Fac
Total Alkalinity as CaCO3 to pH 4.5 (SM 2320B-2011)	64		5.0	2.2	mg/L			08/04/23 01:33	1
Bicarbonate Alkalinity as CaCO3 (SM 2320B-2011)	64		5.0	5.0	mg/L			08/04/23 01:33	1
Carbonate Alkalinity as CaCO3 (SM 2320B-2011)	<5.0		5.0	5.0	mg/L			08/04/23 01:33	1
Total Dissolved Solids (SM 2540C-2011)	110		10	10	mg/L			08/03/23 10:39	1
Sulfide (SW846 9034)	<10	F1	10	10	mg/L		08/07/23 12:44	08/07/23 14:30	1

Client Sample ID: SCH-SGWA-5

Lab Sample ID: 680-238490-3

Date Collected: 08/01/23 14:22

Matrix: Water

Date Received: 08/02/23 11:24

Method: MCAWW 300.0-1993 R2.1 - Anions, Ion Chromatography

Analyte	Result	Qualifier	RL	MDL	Unit	D	Prepared	Analyzed	Dil Fac
Sulfate	<0.40		1.0	0.40	mg/L			08/03/23 11:56	1
Fluoride	<0.040		0.10	0.040	mg/L			08/03/23 11:56	1
Chloride	1.9		1.0	0.20	mg/L			08/03/23 11:56	1

Method: SW846 6020B - Metals (ICP/MS) - Total Recoverable

Analyte	Result	Qualifier	RL	MDL	Unit	D	Prepared	Analyzed	Dil Fac
Antimony	<0.00034		0.0020	0.00034	mg/L		08/03/23 05:51	08/03/23 21:35	1
Arsenic	<0.00086		0.0010	0.00086	mg/L		08/03/23 05:51	08/03/23 21:35	1
Barium	0.013		0.010	0.00089	mg/L		08/03/23 05:51	08/03/23 21:35	1
Beryllium	<0.00020		0.0025	0.00020	mg/L		08/03/23 05:51	08/03/23 21:35	1

Eurofins Savannah

Client Sample Results

Client: Southern Company
Project/Site: CCR - Plant Scherer Ash Pond

Job ID: 680-238490-1

Client Sample ID: SCH-SGWA-5

Lab Sample ID: 680-238490-3

Date Collected: 08/01/23 14:22

Matrix: Water

Date Received: 08/02/23 11:24

Method: SW846 6020B - Metals (ICP/MS) - Total Recoverable (Continued)

Analyte	Result	Qualifier	RL	MDL	Unit	D	Prepared	Analyzed	Dil Fac
Boron	0.057	J B	0.080	0.022	mg/L		08/03/23 05:51	08/03/23 21:35	1
Cadmium	<0.000078		0.0025	0.000078	mg/L		08/03/23 05:51	08/03/23 21:35	1
Calcium	2.1		0.50	0.14	mg/L		08/03/23 05:51	08/03/23 21:35	1
Chromium	0.0016	J	0.0020	0.0012	mg/L		08/03/23 05:51	08/03/23 21:35	1
Cobalt	<0.00022		0.0025	0.00022	mg/L		08/03/23 05:51	08/03/23 21:35	1
Iron	<0.012		0.10	0.012	mg/L		08/03/23 05:51	08/03/23 21:35	1
Lead	<0.00021		0.0010	0.00021	mg/L		08/03/23 05:51	08/03/23 21:35	1
Lithium	<0.0020		0.0050	0.0020	mg/L		08/03/23 05:51	08/03/23 21:35	1
Magnesium	0.68		0.50	0.023	mg/L		08/03/23 05:51	08/03/23 21:35	1
Manganese	0.0045	J	0.0050	0.0022	mg/L		08/03/23 05:51	08/03/23 21:35	1
Molybdenum	<0.00086		0.015	0.00086	mg/L		08/03/23 05:51	08/03/23 21:35	1
Potassium	0.69	B	0.50	0.044	mg/L		08/03/23 05:51	08/03/23 21:35	1
Selenium	<0.00099		0.0050	0.00099	mg/L		08/03/23 05:51	08/03/23 21:35	1
Sodium	13		0.50	0.20	mg/L		08/03/23 05:51	08/03/23 21:35	1
Thallium	<0.00026		0.0010	0.00026	mg/L		08/03/23 05:51	08/03/23 21:35	1

Method: SW846 7470A - Mercury (CVAA)

Analyte	Result	Qualifier	RL	MDL	Unit	D	Prepared	Analyzed	Dil Fac
Mercury	<0.000080		0.00020	0.000080	mg/L		08/08/23 11:57	08/09/23 11:31	1

General Chemistry

Analyte	Result	Qualifier	RL	MDL	Unit	D	Prepared	Analyzed	Dil Fac
Total Alkalinity as CaCO3 to pH 4.5 (SM 2320B-2011)	28		5.0	2.2	mg/L			08/04/23 02:15	1
Bicarbonate Alkalinity as CaCO3 (SM 2320B-2011)	28		5.0	5.0	mg/L			08/04/23 02:15	1
Carbonate Alkalinity as CaCO3 (SM 2320B-2011)	<5.0		5.0	5.0	mg/L			08/04/23 02:15	1
Total Dissolved Solids (SM 2540C-2011)	80		10	10	mg/L			08/03/23 10:39	1
Sulfide (SW846 9034)	<10		10	10	mg/L		08/07/23 12:44	08/07/23 14:30	1

Client Sample ID: SCH-SGWC-6

Lab Sample ID: 680-238490-4

Date Collected: 08/01/23 16:18

Matrix: Water

Date Received: 08/02/23 11:24

Method: MCAWW 300.0-1993 R2.1 - Anions, Ion Chromatography

Analyte	Result	Qualifier	RL	MDL	Unit	D	Prepared	Analyzed	Dil Fac
Sulfate	0.40	J	1.0	0.40	mg/L			08/03/23 12:09	1
Fluoride	0.13		0.10	0.040	mg/L			08/03/23 12:09	1
Chloride	2.2		1.0	0.20	mg/L			08/03/23 12:09	1

Method: SW846 6020B - Metals (ICP/MS) - Total Recoverable

Analyte	Result	Qualifier	RL	MDL	Unit	D	Prepared	Analyzed	Dil Fac
Antimony	<0.00034		0.0020	0.00034	mg/L		08/03/23 05:51	08/03/23 21:43	1
Arsenic	<0.00086		0.0010	0.00086	mg/L		08/03/23 05:51	08/03/23 21:43	1
Barium	0.14		0.010	0.00089	mg/L		08/03/23 05:51	08/03/23 21:43	1
Beryllium	<0.00020		0.0025	0.00020	mg/L		08/03/23 05:51	08/03/23 21:43	1
Boron	0.037	J B	0.080	0.022	mg/L		08/03/23 05:51	08/03/23 21:43	1
Cadmium	<0.000078		0.0025	0.000078	mg/L		08/03/23 05:51	08/03/23 21:43	1
Calcium	11		0.50	0.14	mg/L		08/03/23 05:51	08/03/23 21:43	1
Chromium	<0.0012		0.0020	0.0012	mg/L		08/03/23 05:51	08/03/23 21:43	1

Eurofins Savannah

Client Sample Results

Client: Southern Company
Project/Site: CCR - Plant Scherer Ash Pond

Job ID: 680-238490-1

Client Sample ID: SCH-SGWC-6

Lab Sample ID: 680-238490-4

Date Collected: 08/01/23 16:18

Matrix: Water

Date Received: 08/02/23 11:24

Method: SW846 6020B - Metals (ICP/MS) - Total Recoverable (Continued)

Analyte	Result	Qualifier	RL	MDL	Unit	D	Prepared	Analyzed	Dil Fac
Cobalt	<0.00022		0.0025	0.00022	mg/L		08/03/23 05:51	08/03/23 21:43	1
Iron	0.12		0.10	0.012	mg/L		08/03/23 05:51	08/03/23 21:43	1
Lead	<0.00021		0.0010	0.00021	mg/L		08/03/23 05:51	08/03/23 21:43	1
Lithium	<0.0020		0.0050	0.0020	mg/L		08/03/23 05:51	08/03/23 21:43	1
Magnesium	5.0		0.50	0.023	mg/L		08/03/23 05:51	08/03/23 21:43	1
Manganese	0.013		0.0050	0.0022	mg/L		08/03/23 05:51	08/03/23 21:43	1
Molybdenum	<0.00086		0.015	0.00086	mg/L		08/03/23 05:51	08/03/23 21:43	1
Potassium	1.0	B	0.50	0.044	mg/L		08/03/23 05:51	08/03/23 21:43	1
Selenium	<0.00099		0.0050	0.00099	mg/L		08/03/23 05:51	08/03/23 21:43	1
Sodium	13		0.50	0.20	mg/L		08/03/23 05:51	08/03/23 21:43	1
Thallium	<0.00026		0.0010	0.00026	mg/L		08/03/23 05:51	08/03/23 21:43	1

Method: SW846 7470A - Mercury (CVAA)

Analyte	Result	Qualifier	RL	MDL	Unit	D	Prepared	Analyzed	Dil Fac
Mercury	<0.000080		0.00020	0.000080	mg/L		08/08/23 11:57	08/09/23 11:33	1

General Chemistry

Analyte	Result	Qualifier	RL	MDL	Unit	D	Prepared	Analyzed	Dil Fac
Total Alkalinity as CaCO3 to pH 4.5 (SM 2320B-2011)	73		5.0	2.2	mg/L			08/04/23 02:07	1
Bicarbonate Alkalinity as CaCO3 (SM 2320B-2011)	73		5.0	5.0	mg/L			08/04/23 02:07	1
Carbonate Alkalinity as CaCO3 (SM 2320B-2011)	<5.0		5.0	5.0	mg/L			08/04/23 02:07	1
Total Dissolved Solids (SM 2540C-2011)	100		10	10	mg/L			08/03/23 10:39	1
Sulfide (SW846 9034)	<10		10	10	mg/L		08/07/23 12:44	08/07/23 14:30	1

Client Sample ID: SCH-AP1-FD-1

Lab Sample ID: 680-238490-5

Date Collected: 08/01/23 00:00

Matrix: Water

Date Received: 08/02/23 11:24

Method: MCAWW 300.0-1993 R2.1 - Anions, Ion Chromatography

Analyte	Result	Qualifier	RL	MDL	Unit	D	Prepared	Analyzed	Dil Fac
Sulfate	0.40	J	1.0	0.40	mg/L			08/03/23 12:47	1
Fluoride	0.14		0.10	0.040	mg/L			08/03/23 12:47	1
Chloride	2.2		1.0	0.20	mg/L			08/03/23 12:47	1

Method: SW846 6020B - Metals (ICP/MS) - Total Recoverable

Analyte	Result	Qualifier	RL	MDL	Unit	D	Prepared	Analyzed	Dil Fac
Antimony	<0.00034		0.0020	0.00034	mg/L		08/03/23 05:51	08/03/23 21:31	1
Arsenic	<0.00086		0.0010	0.00086	mg/L		08/03/23 05:51	08/03/23 21:31	1
Barium	0.15		0.010	0.00089	mg/L		08/03/23 05:51	08/03/23 21:31	1
Beryllium	<0.00020		0.0025	0.00020	mg/L		08/03/23 05:51	08/03/23 21:31	1
Boron	0.022	J B	0.080	0.022	mg/L		08/03/23 05:51	08/04/23 16:23	1
Cadmium	<0.000078		0.0025	0.000078	mg/L		08/03/23 05:51	08/03/23 21:31	1
Calcium	13		0.50	0.14	mg/L		08/03/23 05:51	08/03/23 21:31	1
Chromium	<0.0012		0.0020	0.0012	mg/L		08/03/23 05:51	08/03/23 21:31	1
Cobalt	<0.00022		0.0025	0.00022	mg/L		08/03/23 05:51	08/03/23 21:31	1
Iron	0.16		0.10	0.012	mg/L		08/03/23 05:51	08/03/23 21:31	1
Lead	<0.00021		0.0010	0.00021	mg/L		08/03/23 05:51	08/03/23 21:31	1
Lithium	<0.0020		0.0050	0.0020	mg/L		08/03/23 05:51	08/03/23 21:31	1

Eurofins Savannah

Client Sample Results

Client: Southern Company
 Project/Site: CCR - Plant Scherer Ash Pond

Job ID: 680-238490-1

Client Sample ID: SCH-AP1-FD-1

Lab Sample ID: 680-238490-5

Date Collected: 08/01/23 00:00

Matrix: Water

Date Received: 08/02/23 11:24

Method: SW846 6020B - Metals (ICP/MS) - Total Recoverable (Continued)

Analyte	Result	Qualifier	RL	MDL	Unit	D	Prepared	Analyzed	Dil Fac
Magnesium	5.6		0.50	0.023	mg/L		08/03/23 05:51	08/03/23 21:31	1
Manganese	0.016		0.0050	0.0022	mg/L		08/03/23 05:51	08/03/23 21:31	1
Molybdenum	<0.00086		0.015	0.00086	mg/L		08/03/23 05:51	08/03/23 21:31	1
Potassium	1.2	B	0.50	0.044	mg/L		08/03/23 05:51	08/03/23 21:31	1
Selenium	<0.00099		0.0050	0.00099	mg/L		08/03/23 05:51	08/03/23 21:31	1
Sodium	14		0.50	0.20	mg/L		08/03/23 05:51	08/03/23 21:31	1
Thallium	<0.00026		0.0010	0.00026	mg/L		08/03/23 05:51	08/03/23 21:31	1

Method: SW846 7470A - Mercury (CVAA)

Analyte	Result	Qualifier	RL	MDL	Unit	D	Prepared	Analyzed	Dil Fac
Mercury	<0.000080		0.00020	0.000080	mg/L		08/08/23 11:57	08/09/23 11:37	1

General Chemistry

Analyte	Result	Qualifier	RL	MDL	Unit	D	Prepared	Analyzed	Dil Fac
Total Alkalinity as CaCO ₃ to pH 4.5 (SM 2320B-2011)	72		5.0	2.2	mg/L			08/04/23 00:53	1
Bicarbonate Alkalinity as CaCO ₃ (SM 2320B-2011)	72		5.0	5.0	mg/L			08/04/23 00:53	1
Carbonate Alkalinity as CaCO ₃ (SM 2320B-2011)	<5.0		5.0	5.0	mg/L			08/04/23 00:53	1
Total Dissolved Solids (SM 2540C-2011)	610		10	10	mg/L			08/03/23 10:39	1
Sulfide (SW846 9034)	<10		10	10	mg/L		08/07/23 12:44	08/07/23 14:30	1

QC Sample Results

Client: Southern Company
Project/Site: CCR - Plant Scherer Ash Pond

Job ID: 680-238490-1

Method: 300.0-1993 R2.1 - Anions, Ion Chromatography

Lab Sample ID: MB 680-791563/2
Matrix: Water
Analysis Batch: 791563

Client Sample ID: Method Blank
Prep Type: Total/NA

Analyte	MB Result	MB Qualifier	RL	MDL	Unit	D	Prepared	Analyzed	Dil Fac
Sulfate	<0.40		1.0	0.40	mg/L			08/03/23 08:40	1
Fluoride	<0.040		0.10	0.040	mg/L			08/03/23 08:40	1
Chloride	<0.20		1.0	0.20	mg/L			08/03/23 08:40	1

Lab Sample ID: LCS 680-791563/4
Matrix: Water
Analysis Batch: 791563

Client Sample ID: Lab Control Sample
Prep Type: Total/NA

Analyte	Spike Added	LCS Result	LCS Qualifier	Unit	D	%Rec	%Rec Limits
Sulfate	10.0	10.4		mg/L		104	90 - 110
Fluoride	2.00	2.17		mg/L		108	90 - 110
Chloride	10.0	9.93		mg/L		99	90 - 110

Lab Sample ID: LCSD 680-791563/5
Matrix: Water
Analysis Batch: 791563

Client Sample ID: Lab Control Sample Dup
Prep Type: Total/NA

Analyte	Spike Added	LCSD Result	LCSD Qualifier	Unit	D	%Rec	%Rec Limits	RPD	RPD Limit
Sulfate	10.0	10.4		mg/L		104	90 - 110	0	15
Fluoride	2.00	2.17		mg/L		109	90 - 110	0	15
Chloride	10.0	9.93		mg/L		99	90 - 110	0	15

Lab Sample ID: 680-238457-R-1 MS
Matrix: Water
Analysis Batch: 791563

Client Sample ID: Matrix Spike
Prep Type: Total/NA

Analyte	Sample Result	Sample Qualifier	Spike Added	MS Result	MS Qualifier	Unit	D	%Rec	%Rec Limits
Sulfate	39		10.0	48.1		mg/L		94	80 - 120
Fluoride	0.11		2.00	2.13		mg/L		101	80 - 120
Chloride	3.5		10.0	13.3		mg/L		97	80 - 120

Lab Sample ID: 680-238457-R-1 MSD
Matrix: Water
Analysis Batch: 791563

Client Sample ID: Matrix Spike Duplicate
Prep Type: Total/NA

Analyte	Sample Result	Sample Qualifier	Spike Added	MSD Result	MSD Qualifier	Unit	D	%Rec	%Rec Limits	RPD	RPD Limit
Sulfate	39		10.0	48.6		mg/L		99	80 - 120	1	15
Fluoride	0.11		2.00	2.26		mg/L		107	80 - 120	6	15
Chloride	3.5		10.0	13.8		mg/L		103	80 - 120	4	15

Lab Sample ID: 680-238490-5 MS
Matrix: Water
Analysis Batch: 791563

Client Sample ID: SCH-AP1-FD-1
Prep Type: Total/NA

Analyte	Sample Result	Sample Qualifier	Spike Added	MS Result	MS Qualifier	Unit	D	%Rec	%Rec Limits
Sulfate	0.40	J	10.0	9.26		mg/L		89	80 - 120
Fluoride	0.14		2.00	2.16		mg/L		101	80 - 120
Chloride	2.2		10.0	12.0		mg/L		98	80 - 120

Eurofins Savannah

QC Sample Results

Client: Southern Company
Project/Site: CCR - Plant Scherer Ash Pond

Job ID: 680-238490-1

Method: 300.0-1993 R2.1 - Anions, Ion Chromatography (Continued)

Lab Sample ID: 680-238490-5 MSD
Matrix: Water
Analysis Batch: 791563

Client Sample ID: SCH-AP1-FD-1
Prep Type: Total/NA

Analyte	Sample Result	Sample Qualifier	Spike Added	MSD Result	MSD Qualifier	Unit	D	%Rec	%Rec Limits	RPD	RPD Limit
Sulfate	0.40	J	10.0	9.32		mg/L		89	80 - 120	1	15
Fluoride	0.14		2.00	2.17		mg/L		102	80 - 120	1	15
Chloride	2.2		10.0	12.1		mg/L		98	80 - 120	1	15

Method: 6020B - Metals (ICP/MS)

Lab Sample ID: MB 680-791513/1-A
Matrix: Water
Analysis Batch: 791787

Client Sample ID: Method Blank
Prep Type: Total Recoverable
Prep Batch: 791513

Analyte	MB Result	MB Qualifier	RL	MDL	Unit	D	Prepared	Analyzed	Dil Fac
Antimony	<0.00034		0.0020	0.00034	mg/L		08/03/23 05:51	08/03/23 20:22	1
Arsenic	<0.00086		0.0010	0.00086	mg/L		08/03/23 05:51	08/03/23 20:22	1
Barium	<0.00089		0.010	0.00089	mg/L		08/03/23 05:51	08/03/23 20:22	1
Beryllium	<0.00020		0.0025	0.00020	mg/L		08/03/23 05:51	08/03/23 20:22	1
Boron	0.0391	J	0.080	0.022	mg/L		08/03/23 05:51	08/03/23 20:22	1
Cadmium	<0.000078		0.0025	0.000078	mg/L		08/03/23 05:51	08/03/23 20:22	1
Calcium	<0.14		0.50	0.14	mg/L		08/03/23 05:51	08/03/23 20:22	1
Chromium	<0.0012		0.0020	0.0012	mg/L		08/03/23 05:51	08/03/23 20:22	1
Cobalt	<0.00022		0.0025	0.00022	mg/L		08/03/23 05:51	08/03/23 20:22	1
Iron	<0.012		0.10	0.012	mg/L		08/03/23 05:51	08/03/23 20:22	1
Lead	<0.00021		0.0010	0.00021	mg/L		08/03/23 05:51	08/03/23 20:22	1
Lithium	<0.0020		0.0050	0.0020	mg/L		08/03/23 05:51	08/03/23 20:22	1
Magnesium	<0.023		0.50	0.023	mg/L		08/03/23 05:51	08/03/23 20:22	1
Manganese	<0.0022		0.0050	0.0022	mg/L		08/03/23 05:51	08/03/23 20:22	1
Molybdenum	<0.00086		0.015	0.00086	mg/L		08/03/23 05:51	08/03/23 20:22	1
Potassium	0.102	J	0.50	0.044	mg/L		08/03/23 05:51	08/03/23 20:22	1
Selenium	<0.00099		0.0050	0.00099	mg/L		08/03/23 05:51	08/03/23 20:22	1
Sodium	<0.20		0.50	0.20	mg/L		08/03/23 05:51	08/03/23 20:22	1
Thallium	<0.00026		0.0010	0.00026	mg/L		08/03/23 05:51	08/03/23 20:22	1

Lab Sample ID: LCS 680-791513/2-A
Matrix: Water
Analysis Batch: 791787

Client Sample ID: Lab Control Sample
Prep Type: Total Recoverable
Prep Batch: 791513

Analyte	Spike Added	LCS Result	LCS Qualifier	Unit	D	%Rec	%Rec Limits
Antimony	0.0500	0.0531		mg/L		106	80 - 120
Arsenic	0.100	0.110		mg/L		110	80 - 120
Barium	0.100	0.103		mg/L		103	80 - 120
Beryllium	0.0500	0.0523		mg/L		105	80 - 120
Boron	0.200	0.235		mg/L		118	80 - 120
Cadmium	0.0500	0.0517		mg/L		103	80 - 120
Calcium	5.00	5.30		mg/L		106	80 - 120
Chromium	0.100	0.105		mg/L		105	80 - 120
Cobalt	0.0500	0.0560		mg/L		112	80 - 120
Iron	4.99	5.37		mg/L		108	80 - 120
Lead	0.500	0.542		mg/L		108	80 - 120
Lithium	0.500	0.515		mg/L		103	80 - 120
Magnesium	5.00	5.47		mg/L		109	80 - 120

Eurofins Savannah

QC Sample Results

Client: Southern Company
Project/Site: CCR - Plant Scherer Ash Pond

Job ID: 680-238490-1

Method: 6020B - Metals (ICP/MS) (Continued)

Lab Sample ID: LCS 680-791513/2-A
Matrix: Water
Analysis Batch: 791787

Client Sample ID: Lab Control Sample
Prep Type: Total Recoverable
Prep Batch: 791513

Analyte	Spike Added	LCS Result	LCS Qualifier	Unit	D	%Rec	%Rec Limits
Manganese	0.400	0.445		mg/L		111	80 - 120
Molybdenum	0.100	0.111		mg/L		111	80 - 120
Potassium	7.00	7.62		mg/L		109	80 - 120
Selenium	0.100	0.110		mg/L		110	80 - 120
Sodium	5.00	5.89		mg/L		118	80 - 120
Thallium	0.0500	0.0508		mg/L		102	80 - 120

Lab Sample ID: 680-238484-A-2-B MS
Matrix: Water
Analysis Batch: 791787

Client Sample ID: Matrix Spike
Prep Type: Dissolved
Prep Batch: 791513

Analyte	Sample Result	Sample Qualifier	Spike Added	MS Result	MS Qualifier	Unit	D	%Rec	%Rec Limits
Antimony	<0.00034		0.0500	0.0506		mg/L		101	75 - 125
Arsenic	0.0019		0.100	0.106		mg/L		104	75 - 125
Barium	0.013		0.100	0.112		mg/L		99	75 - 125
Beryllium	<0.00020		0.0500	0.0513		mg/L		103	75 - 125
Boron	0.072	J B	0.200	0.262		mg/L		95	75 - 125
Cadmium	<0.000078		0.0500	0.0498		mg/L		100	75 - 125
Calcium	15	F1	5.00	18.4	F1	mg/L		73	75 - 125
Chromium	0.0012	J	0.100	0.0998		mg/L		99	75 - 125
Cobalt	0.00070	J	0.0500	0.0551		mg/L		109	75 - 125
Iron	0.023	J	4.99	5.22		mg/L		104	75 - 125
Lead	<0.00021		0.500	0.522		mg/L		104	75 - 125
Lithium	<0.0020		0.500	0.508		mg/L		102	75 - 125
Magnesium	3.6		5.00	8.74		mg/L		103	75 - 125
Manganese	0.011		0.400	0.436		mg/L		106	75 - 125
Molybdenum	0.0030	J	0.100	0.111		mg/L		108	75 - 125
Potassium	3.4	B	7.00	10.5		mg/L		101	75 - 125
Selenium	0.0012	J	0.100	0.109		mg/L		108	75 - 125
Sodium	8.9		5.00	14.2		mg/L		107	75 - 125
Thallium	<0.00026		0.0500	0.0503		mg/L		101	75 - 125

Lab Sample ID: 680-238484-A-2-C MSD
Matrix: Water
Analysis Batch: 791787

Client Sample ID: Matrix Spike Duplicate
Prep Type: Dissolved
Prep Batch: 791513

Analyte	Sample Result	Sample Qualifier	Spike Added	MSD Result	MSD Qualifier	Unit	D	%Rec	%Rec Limits	RPD	Limit
Antimony	<0.00034		0.0500	0.0498		mg/L		100	75 - 125	2	20
Arsenic	0.0019		0.100	0.105		mg/L		103	75 - 125	1	20
Barium	0.013		0.100	0.112		mg/L		99	75 - 125	0	20
Beryllium	<0.00020		0.0500	0.0507		mg/L		101	75 - 125	1	20
Boron	0.072	J B	0.200	0.253		mg/L		91	75 - 125	3	20
Cadmium	<0.000078		0.0500	0.0503		mg/L		101	75 - 125	1	20
Calcium	15	F1	5.00	17.3	F1	mg/L		52	75 - 125	6	20
Chromium	0.0012	J	0.100	0.100		mg/L		99	75 - 125	0	20
Cobalt	0.00070	J	0.0500	0.0547		mg/L		108	75 - 125	1	20
Iron	0.023	J	4.99	5.29		mg/L		106	75 - 125	1	20
Lead	<0.00021		0.500	0.529		mg/L		106	75 - 125	1	20
Lithium	<0.0020		0.500	0.484		mg/L		97	75 - 125	5	20

Eurofins Savannah

QC Sample Results

Client: Southern Company
Project/Site: CCR - Plant Scherer Ash Pond

Job ID: 680-238490-1

Method: 6020B - Metals (ICP/MS) (Continued)

Lab Sample ID: 680-238484-A-2-C MSD
Matrix: Water
Analysis Batch: 791787

Client Sample ID: Matrix Spike Duplicate
Prep Type: Dissolved
Prep Batch: 791513

Analyte	Sample Result	Sample Qualifier	Spike Added	MSD Result	MSD Qualifier	Unit	D	%Rec	%Rec Limits	RPD	RPD Limit
Magnesium	3.6		5.00	8.61		mg/L		100	75 - 125	2	20
Manganese	0.011		0.400	0.439		mg/L		107	75 - 125	1	20
Molybdenum	0.0030	J	0.100	0.109		mg/L		106	75 - 125	1	20
Potassium	3.4	B	7.00	10.5		mg/L		100	75 - 125	1	20
Selenium	0.0012	J	0.100	0.108		mg/L		107	75 - 125	1	20
Sodium	8.9		5.00	13.9		mg/L		99	75 - 125	3	20
Thallium	<0.00026		0.0500	0.0502		mg/L		100	75 - 125	0	20

Method: 7470A - Mercury (CVAA)

Lab Sample ID: MB 680-792326/1-A
Matrix: Water
Analysis Batch: 792548

Client Sample ID: Method Blank
Prep Type: Total/NA
Prep Batch: 792326

Analyte	MB Result	MB Qualifier	RL	MDL	Unit	D	Prepared	Analyzed	Dil Fac
Mercury	<0.000080		0.00020	0.000080	mg/L		08/08/23 11:57	08/09/23 11:13	1

Lab Sample ID: LCS 680-792326/2-A
Matrix: Water
Analysis Batch: 792548

Client Sample ID: Lab Control Sample
Prep Type: Total/NA
Prep Batch: 792326

Analyte	Spike Added	LCS Result	LCS Qualifier	Unit	D	%Rec	%Rec Limits
Mercury	0.00250	0.00260		mg/L		104	80 - 120

Lab Sample ID: 680-238493-D-3-D MS
Matrix: Water
Analysis Batch: 792548

Client Sample ID: Matrix Spike
Prep Type: Total/NA
Prep Batch: 792326

Analyte	Sample Result	Sample Qualifier	Spike Added	MS Result	MS Qualifier	Unit	D	%Rec	%Rec Limits
Mercury	<0.000080	F1	0.00100	0.000820		mg/L		82	80 - 120

Lab Sample ID: 680-238493-D-3-E MSD
Matrix: Water
Analysis Batch: 792548

Client Sample ID: Matrix Spike Duplicate
Prep Type: Total/NA
Prep Batch: 792326

Analyte	Sample Result	Sample Qualifier	Spike Added	MSD Result	MSD Qualifier	Unit	D	%Rec	%Rec Limits	RPD	RPD Limit
Mercury	<0.000080	F1	0.00100	0.000765	F1	mg/L		77	80 - 120	7	20

Method: 2320B-2011 - Alkalinity, Total

Lab Sample ID: MB 680-791778/4
Matrix: Water
Analysis Batch: 791778

Client Sample ID: Method Blank
Prep Type: Total/NA

Analyte	MB Result	MB Qualifier	RL	MDL	Unit	D	Prepared	Analyzed	Dil Fac
Total Alkalinity as CaCO3 to pH 4.5	<2.2		5.0	2.2	mg/L			08/03/23 22:53	1
Bicarbonate Alkalinity as CaCO3	<5.0		5.0	5.0	mg/L			08/03/23 22:53	1
Carbonate Alkalinity as CaCO3	<5.0		5.0	5.0	mg/L			08/03/23 22:53	1

Eurofins Savannah

QC Sample Results

Client: Southern Company
 Project/Site: CCR - Plant Scherer Ash Pond

Job ID: 680-238490-1

Method: 2320B-2011 - Alkalinity, Total (Continued)

Lab Sample ID: LCS 680-791778/6
Matrix: Water
Analysis Batch: 791778

Client Sample ID: Lab Control Sample
Prep Type: Total/NA

Analyte	Spike Added	LCS Result	LCS Qualifier	Unit	D	%Rec	%Rec Limits
Total Alkalinity as CaCO3 to pH 4.5	250	242		mg/L		97	90 - 112

Lab Sample ID: LCSD 680-791778/30
Matrix: Water
Analysis Batch: 791778

Client Sample ID: Lab Control Sample Dup
Prep Type: Total/NA

Analyte	Spike Added	LCSD Result	LCSD Qualifier	Unit	D	%Rec	%Rec Limits	RPD	RPD Limit
Total Alkalinity as CaCO3 to pH 4.5	250	248		mg/L		99	90 - 112	2	30

Lab Sample ID: 680-238490-2 DU
Matrix: Water
Analysis Batch: 791778

Client Sample ID: SCH-SGWA-2
Prep Type: Total/NA

Analyte	Sample Result	Sample Qualifier	DU Result	DU Qualifier	Unit	D	RPD	RPD Limit
Total Alkalinity as CaCO3 to pH 4.5	64		61.1		mg/L		4	30
Bicarbonate Alkalinity as CaCO3	64		61.1		mg/L		4	30
Carbonate Alkalinity as CaCO3	<5.0		<5.0		mg/L		NC	30

Method: 2540C-2011 - Total Dissolved Solids (Dried at 180 °C)

Lab Sample ID: MB 680-791596/1
Matrix: Water
Analysis Batch: 791596

Client Sample ID: Method Blank
Prep Type: Total/NA

Analyte	MB Result	MB Qualifier	RL	MDL	Unit	D	Prepared	Analyzed	Dil Fac
Total Dissolved Solids	<10		10	10	mg/L			08/03/23 10:39	1

Lab Sample ID: LCS 680-791596/2
Matrix: Water
Analysis Batch: 791596

Client Sample ID: Lab Control Sample
Prep Type: Total/NA

Analyte	Spike Added	LCS Result	LCS Qualifier	Unit	D	%Rec	%Rec Limits
Total Dissolved Solids	2380	2400		mg/L		101	80 - 120

Lab Sample ID: LCSD 680-791596/3
Matrix: Water
Analysis Batch: 791596

Client Sample ID: Lab Control Sample Dup
Prep Type: Total/NA

Analyte	Spike Added	LCSD Result	LCSD Qualifier	Unit	D	%Rec	%Rec Limits	RPD	RPD Limit
Total Dissolved Solids	2380	2500		mg/L		105	80 - 120	4	25

Lab Sample ID: 680-238329-H-2 DU
Matrix: Water
Analysis Batch: 791596

Client Sample ID: Duplicate
Prep Type: Total/NA

Analyte	Sample Result	Sample Qualifier	DU Result	DU Qualifier	Unit	D	RPD	RPD Limit
Total Dissolved Solids	380		344	F3	mg/L		9	5

Eurofins Savannah

QC Sample Results

Client: Southern Company
 Project/Site: CCR - Plant Scherer Ash Pond

Job ID: 680-238490-1

Method: 9034 - Sulfide, Acid Soluble and Insoluble (Titrimetric)

Lab Sample ID: MB 680-792132/1-A
Matrix: Water
Analysis Batch: 792170

Client Sample ID: Method Blank
Prep Type: Total/NA
Prep Batch: 792132

Analyte	MB Result	MB Qualifier	RL	MDL	Unit	D	Prepared	Analyzed	Dil Fac
Sulfide	<10		10	10	mg/L		08/07/23 12:44	08/07/23 14:30	1

Lab Sample ID: LCS 680-792132/2-A
Matrix: Water
Analysis Batch: 792170

Client Sample ID: Lab Control Sample
Prep Type: Total/NA
Prep Batch: 792132

Analyte	Spike Added	LCS Result	LCS Qualifier	Unit	D	%Rec	%Rec Limits
Sulfide	208	122		mg/L		58	50 - 150

Lab Sample ID: LCSD 680-792132/3-A
Matrix: Water
Analysis Batch: 792170

Client Sample ID: Lab Control Sample Dup
Prep Type: Total/NA
Prep Batch: 792132

Analyte	Spike Added	LCSD Result	LCSD Qualifier	Unit	D	%Rec	%Rec Limits	RPD Limit
Sulfide	208	169		mg/L		81	50 - 150	33 / 50

Lab Sample ID: 680-238490-2 MS
Matrix: Water
Analysis Batch: 792170

Client Sample ID: SCH-SGWA-2
Prep Type: Total/NA
Prep Batch: 792132

Analyte	Sample Result	Sample Qualifier	Spike Added	MS Result	MS Qualifier	Unit	D	%Rec	%Rec Limits
Sulfide	<10	F1	208	34.0	F1	mg/L		16	50 - 150

Lab Sample ID: 680-238490-2 MSD
Matrix: Water
Analysis Batch: 792170

Client Sample ID: SCH-SGWA-2
Prep Type: Total/NA
Prep Batch: 792132

Analyte	Sample Result	Sample Qualifier	Spike Added	MSD Result	MSD Qualifier	Unit	D	%Rec	%Rec Limits	RPD Limit
Sulfide	<10	F1	208	36.6	F1	mg/L		18	50 - 150	7 / 50

Lab Sample ID: 680-238490-1 DU
Matrix: Water
Analysis Batch: 792170

Client Sample ID: SCH-SGWA-1
Prep Type: Total/NA
Prep Batch: 792132

Analyte	Sample Result	Sample Qualifier	DU Result	DU Qualifier	Unit	D	RPD Limit
Sulfide	<10		<10		mg/L		NC / 50

QC Association Summary

Client: Southern Company
Project/Site: CCR - Plant Scherer Ash Pond

Job ID: 680-238490-1

HPLC/IC

Analysis Batch: 791563

Lab Sample ID	Client Sample ID	Prep Type	Matrix	Method	Prep Batch
680-238490-1	SCH-SGWA-1	Total/NA	Water	300.0-1993 R2.1	
680-238490-2	SCH-SGWA-2	Total/NA	Water	300.0-1993 R2.1	
680-238490-3	SCH-SGWA-5	Total/NA	Water	300.0-1993 R2.1	
680-238490-4	SCH-SGWC-6	Total/NA	Water	300.0-1993 R2.1	
680-238490-5	SCH-AP1-FD-1	Total/NA	Water	300.0-1993 R2.1	
MB 680-791563/2	Method Blank	Total/NA	Water	300.0-1993 R2.1	
LCS 680-791563/4	Lab Control Sample	Total/NA	Water	300.0-1993 R2.1	
LCSD 680-791563/5	Lab Control Sample Dup	Total/NA	Water	300.0-1993 R2.1	
680-238457-R-1 MS	Matrix Spike	Total/NA	Water	300.0-1993 R2.1	
680-238457-R-1 MSD	Matrix Spike Duplicate	Total/NA	Water	300.0-1993 R2.1	
680-238490-5 MS	SCH-AP1-FD-1	Total/NA	Water	300.0-1993 R2.1	
680-238490-5 MSD	SCH-AP1-FD-1	Total/NA	Water	300.0-1993 R2.1	

Metals

Prep Batch: 791513

Lab Sample ID	Client Sample ID	Prep Type	Matrix	Method	Prep Batch
680-238490-1	SCH-SGWA-1	Total Recoverable	Water	3005A	
680-238490-2	SCH-SGWA-2	Total Recoverable	Water	3005A	
680-238490-3	SCH-SGWA-5	Total Recoverable	Water	3005A	
680-238490-4	SCH-SGWC-6	Total Recoverable	Water	3005A	
680-238490-5	SCH-AP1-FD-1	Total Recoverable	Water	3005A	
MB 680-791513/1-A	Method Blank	Total Recoverable	Water	3005A	
LCS 680-791513/2-A	Lab Control Sample	Total Recoverable	Water	3005A	
680-238484-A-2-B MS	Matrix Spike	Dissolved	Water	3005A	
680-238484-A-2-C MSD	Matrix Spike Duplicate	Dissolved	Water	3005A	

Analysis Batch: 791787

Lab Sample ID	Client Sample ID	Prep Type	Matrix	Method	Prep Batch
680-238490-1	SCH-SGWA-1	Total Recoverable	Water	6020B	791513
680-238490-2	SCH-SGWA-2	Total Recoverable	Water	6020B	791513
680-238490-3	SCH-SGWA-5	Total Recoverable	Water	6020B	791513
680-238490-4	SCH-SGWC-6	Total Recoverable	Water	6020B	791513
680-238490-5	SCH-AP1-FD-1	Total Recoverable	Water	6020B	791513
MB 680-791513/1-A	Method Blank	Total Recoverable	Water	6020B	791513
LCS 680-791513/2-A	Lab Control Sample	Total Recoverable	Water	6020B	791513
680-238484-A-2-B MS	Matrix Spike	Dissolved	Water	6020B	791513
680-238484-A-2-C MSD	Matrix Spike Duplicate	Dissolved	Water	6020B	791513

Analysis Batch: 791932

Lab Sample ID	Client Sample ID	Prep Type	Matrix	Method	Prep Batch
680-238490-5	SCH-AP1-FD-1	Total Recoverable	Water	6020B	791513

Prep Batch: 792326

Lab Sample ID	Client Sample ID	Prep Type	Matrix	Method	Prep Batch
680-238490-1	SCH-SGWA-1	Total/NA	Water	7470A	
680-238490-2	SCH-SGWA-2	Total/NA	Water	7470A	
680-238490-3	SCH-SGWA-5	Total/NA	Water	7470A	
680-238490-4	SCH-SGWC-6	Total/NA	Water	7470A	
680-238490-5	SCH-AP1-FD-1	Total/NA	Water	7470A	
MB 680-792326/1-A	Method Blank	Total/NA	Water	7470A	

Eurofins Savannah

QC Association Summary

Client: Southern Company
Project/Site: CCR - Plant Scherer Ash Pond

Job ID: 680-238490-1

Metals (Continued)

Prep Batch: 792326 (Continued)

Lab Sample ID	Client Sample ID	Prep Type	Matrix	Method	Prep Batch
LCS 680-792326/2-A	Lab Control Sample	Total/NA	Water	7470A	
680-238493-D-3-D MS	Matrix Spike	Total/NA	Water	7470A	
680-238493-D-3-E MSD	Matrix Spike Duplicate	Total/NA	Water	7470A	

Analysis Batch: 792548

Lab Sample ID	Client Sample ID	Prep Type	Matrix	Method	Prep Batch
680-238490-1	SCH-SGWA-1	Total/NA	Water	7470A	792326
680-238490-2	SCH-SGWA-2	Total/NA	Water	7470A	792326
680-238490-3	SCH-SGWA-5	Total/NA	Water	7470A	792326
680-238490-4	SCH-SGWC-6	Total/NA	Water	7470A	792326
680-238490-5	SCH-AP1-FD-1	Total/NA	Water	7470A	792326
MB 680-792326/1-A	Method Blank	Total/NA	Water	7470A	792326
LCS 680-792326/2-A	Lab Control Sample	Total/NA	Water	7470A	792326
680-238493-D-3-D MS	Matrix Spike	Total/NA	Water	7470A	792326
680-238493-D-3-E MSD	Matrix Spike Duplicate	Total/NA	Water	7470A	792326

General Chemistry

Analysis Batch: 791596

Lab Sample ID	Client Sample ID	Prep Type	Matrix	Method	Prep Batch
680-238490-1	SCH-SGWA-1	Total/NA	Water	2540C-2011	
680-238490-2	SCH-SGWA-2	Total/NA	Water	2540C-2011	
680-238490-3	SCH-SGWA-5	Total/NA	Water	2540C-2011	
680-238490-4	SCH-SGWC-6	Total/NA	Water	2540C-2011	
680-238490-5	SCH-AP1-FD-1	Total/NA	Water	2540C-2011	
MB 680-791596/1	Method Blank	Total/NA	Water	2540C-2011	
LCS 680-791596/2	Lab Control Sample	Total/NA	Water	2540C-2011	
LCSD 680-791596/3	Lab Control Sample Dup	Total/NA	Water	2540C-2011	
680-238329-H-2 DU	Duplicate	Total/NA	Water	2540C-2011	

Analysis Batch: 791778

Lab Sample ID	Client Sample ID	Prep Type	Matrix	Method	Prep Batch
680-238490-1	SCH-SGWA-1	Total/NA	Water	2320B-2011	
680-238490-2	SCH-SGWA-2	Total/NA	Water	2320B-2011	
680-238490-3	SCH-SGWA-5	Total/NA	Water	2320B-2011	
680-238490-4	SCH-SGWC-6	Total/NA	Water	2320B-2011	
680-238490-5	SCH-AP1-FD-1	Total/NA	Water	2320B-2011	
MB 680-791778/4	Method Blank	Total/NA	Water	2320B-2011	
LCS 680-791778/6	Lab Control Sample	Total/NA	Water	2320B-2011	
LCSD 680-791778/30	Lab Control Sample Dup	Total/NA	Water	2320B-2011	
680-238490-2 DU	SCH-SGWA-2	Total/NA	Water	2320B-2011	

Prep Batch: 792132

Lab Sample ID	Client Sample ID	Prep Type	Matrix	Method	Prep Batch
680-238490-1	SCH-SGWA-1	Total/NA	Water	9030B	
680-238490-2	SCH-SGWA-2	Total/NA	Water	9030B	
680-238490-3	SCH-SGWA-5	Total/NA	Water	9030B	
680-238490-4	SCH-SGWC-6	Total/NA	Water	9030B	
680-238490-5	SCH-AP1-FD-1	Total/NA	Water	9030B	
MB 680-792132/1-A	Method Blank	Total/NA	Water	9030B	
LCS 680-792132/2-A	Lab Control Sample	Total/NA	Water	9030B	

Eurofins Savannah

QC Association Summary

Client: Southern Company
 Project/Site: CCR - Plant Scherer Ash Pond

Job ID: 680-238490-1

General Chemistry (Continued)

Prep Batch: 792132 (Continued)

Lab Sample ID	Client Sample ID	Prep Type	Matrix	Method	Prep Batch
LCSD 680-792132/3-A	Lab Control Sample Dup	Total/NA	Water	9030B	
680-238490-2 MS	SCH-SGWA-2	Total/NA	Water	9030B	
680-238490-2 MSD	SCH-SGWA-2	Total/NA	Water	9030B	
680-238490-1 DU	SCH-SGWA-1	Total/NA	Water	9030B	

Analysis Batch: 792170

Lab Sample ID	Client Sample ID	Prep Type	Matrix	Method	Prep Batch
680-238490-1	SCH-SGWA-1	Total/NA	Water	9034	792132
680-238490-2	SCH-SGWA-2	Total/NA	Water	9034	792132
680-238490-3	SCH-SGWA-5	Total/NA	Water	9034	792132
680-238490-4	SCH-SGWC-6	Total/NA	Water	9034	792132
680-238490-5	SCH-AP1-FD-1	Total/NA	Water	9034	792132
MB 680-792132/1-A	Method Blank	Total/NA	Water	9034	792132
LCS 680-792132/2-A	Lab Control Sample	Total/NA	Water	9034	792132
LCSD 680-792132/3-A	Lab Control Sample Dup	Total/NA	Water	9034	792132
680-238490-2 MS	SCH-SGWA-2	Total/NA	Water	9034	792132
680-238490-2 MSD	SCH-SGWA-2	Total/NA	Water	9034	792132
680-238490-1 DU	SCH-SGWA-1	Total/NA	Water	9034	792132

Lab Chronicle

Client: Southern Company
 Project/Site: CCR - Plant Scherer Ash Pond

Job ID: 680-238490-1

Client Sample ID: SCH-SGWA-1

Lab Sample ID: 680-238490-1

Date Collected: 08/01/23 13:29

Matrix: Water

Date Received: 08/02/23 11:24

Prep Type	Batch Type	Batch Method	Run	Dil Factor	Initial Amount	Final Amount	Batch Number	Prepared or Analyzed	Analyst	Lab
Total/NA	Analysis	300.0-1993 R2.1		1	5 mL	5 mL	791563	08/03/23 11:31	T1C	EET SAV
Instrument ID: CICK										
Total Recoverable	Prep	3005A			25 mL	125 mL	791513	08/03/23 05:51	RR	EET SAV
Total Recoverable	Analysis	6020B		1			791787	08/03/23 20:50	BWR	EET SAV
Instrument ID: ICPMSC										
Total/NA	Prep	7470A			50 mL	50 mL	792326	08/08/23 11:57	DW	EET SAV
Total/NA	Analysis	7470A		1			792548	08/09/23 11:28	BJB	EET SAV
Instrument ID: QuickTrace2										
Total/NA	Analysis	2320B-2011		1			791778	08/04/23 01:00	PG	EET SAV
Instrument ID: MANTECH 2										
Total/NA	Analysis	2540C-2011		1	200 mL	200 mL	791596	08/03/23 10:39	PG	EET SAV
Instrument ID: NOEQUIP										
Total/NA	Prep	9030B			6 mL	6 mL	792132	08/07/23 12:44	JAS	EET SAV
Total/NA	Analysis	9034		1	6 mL	6 mL	792170	08/07/23 14:30	JAS	EET SAV
Instrument ID: NoEquip										

Client Sample ID: SCH-SGWA-2

Lab Sample ID: 680-238490-2

Date Collected: 08/01/23 15:07

Matrix: Water

Date Received: 08/02/23 11:24

Prep Type	Batch Type	Batch Method	Run	Dil Factor	Initial Amount	Final Amount	Batch Number	Prepared or Analyzed	Analyst	Lab
Total/NA	Analysis	300.0-1993 R2.1		1	5 mL	5 mL	791563	08/03/23 11:44	T1C	EET SAV
Instrument ID: CICK										
Total Recoverable	Prep	3005A			25 mL	125 mL	791513	08/03/23 05:51	RR	EET SAV
Total Recoverable	Analysis	6020B		1			791787	08/03/23 21:39	BWR	EET SAV
Instrument ID: ICPMSC										
Total/NA	Prep	7470A			50 mL	50 mL	792326	08/08/23 11:57	DW	EET SAV
Total/NA	Analysis	7470A		1			792548	08/09/23 11:30	BJB	EET SAV
Instrument ID: QuickTrace2										
Total/NA	Analysis	2320B-2011		1			791778	08/04/23 01:33	PG	EET SAV
Instrument ID: MANTECH 2										
Total/NA	Analysis	2540C-2011		1	200 mL	200 mL	791596	08/03/23 10:39	PG	EET SAV
Instrument ID: NOEQUIP										
Total/NA	Prep	9030B			6 mL	6 mL	792132	08/07/23 12:44	JAS	EET SAV
Total/NA	Analysis	9034		1	6 mL	6 mL	792170	08/07/23 14:30	JAS	EET SAV
Instrument ID: NoEquip										

Client Sample ID: SCH-SGWA-5

Lab Sample ID: 680-238490-3

Date Collected: 08/01/23 14:22

Matrix: Water

Date Received: 08/02/23 11:24

Prep Type	Batch Type	Batch Method	Run	Dil Factor	Initial Amount	Final Amount	Batch Number	Prepared or Analyzed	Analyst	Lab
Total/NA	Analysis	300.0-1993 R2.1		1	5 mL	5 mL	791563	08/03/23 11:56	T1C	EET SAV
Instrument ID: CICK										

Eurofins Savannah

Lab Chronicle

Client: Southern Company
 Project/Site: CCR - Plant Scherer Ash Pond

Job ID: 680-238490-1

Client Sample ID: SCH-SGWA-5

Lab Sample ID: 680-238490-3

Date Collected: 08/01/23 14:22

Matrix: Water

Date Received: 08/02/23 11:24

Prep Type	Batch Type	Batch Method	Run	Dil Factor	Initial Amount	Final Amount	Batch Number	Prepared or Analyzed	Analyst	Lab
Total Recoverable	Prep	3005A			25 mL	125 mL	791513	08/03/23 05:51	RR	EET SAV
Total Recoverable	Analysis	6020B		1			791787	08/03/23 21:35	BWR	EET SAV
Instrument ID: ICPMSC										
Total/NA	Prep	7470A			50 mL	50 mL	792326	08/08/23 11:57	DW	EET SAV
Total/NA	Analysis	7470A		1			792548	08/09/23 11:31	BJB	EET SAV
Instrument ID: QuickTrace2										
Total/NA	Analysis	2320B-2011		1			791778	08/04/23 02:15	PG	EET SAV
Instrument ID: MANTECH 2										
Total/NA	Analysis	2540C-2011		1	200 mL	200 mL	791596	08/03/23 10:39	PG	EET SAV
Instrument ID: NOEQUIP										
Total/NA	Prep	9030B			6 mL	6 mL	792132	08/07/23 12:44	JAS	EET SAV
Total/NA	Analysis	9034		1	6 mL	6 mL	792170	08/07/23 14:30	JAS	EET SAV
Instrument ID: NoEquip										

Client Sample ID: SCH-SGWC-6

Lab Sample ID: 680-238490-4

Date Collected: 08/01/23 16:18

Matrix: Water

Date Received: 08/02/23 11:24

Prep Type	Batch Type	Batch Method	Run	Dil Factor	Initial Amount	Final Amount	Batch Number	Prepared or Analyzed	Analyst	Lab
Total/NA	Analysis	300.0-1993 R2.1		1	5 mL	5 mL	791563	08/03/23 12:09	T1C	EET SAV
Instrument ID: CICK										
Total Recoverable	Prep	3005A			25 mL	125 mL	791513	08/03/23 05:51	RR	EET SAV
Total Recoverable	Analysis	6020B		1			791787	08/03/23 21:43	BWR	EET SAV
Instrument ID: ICPMSC										
Total/NA	Prep	7470A			50 mL	50 mL	792326	08/08/23 11:57	DW	EET SAV
Total/NA	Analysis	7470A		1			792548	08/09/23 11:33	BJB	EET SAV
Instrument ID: QuickTrace2										
Total/NA	Analysis	2320B-2011		1			791778	08/04/23 02:07	PG	EET SAV
Instrument ID: MANTECH 2										
Total/NA	Analysis	2540C-2011		1	200 mL	200 mL	791596	08/03/23 10:39	PG	EET SAV
Instrument ID: NOEQUIP										
Total/NA	Prep	9030B			6 mL	6 mL	792132	08/07/23 12:44	JAS	EET SAV
Total/NA	Analysis	9034		1	6 mL	6 mL	792170	08/07/23 14:30	JAS	EET SAV
Instrument ID: NoEquip										

Client Sample ID: SCH-AP1-FD-1

Lab Sample ID: 680-238490-5

Date Collected: 08/01/23 00:00

Matrix: Water

Date Received: 08/02/23 11:24

Prep Type	Batch Type	Batch Method	Run	Dil Factor	Initial Amount	Final Amount	Batch Number	Prepared or Analyzed	Analyst	Lab
Total/NA	Analysis	300.0-1993 R2.1		1	5 mL	5 mL	791563	08/03/23 12:47	T1C	EET SAV
Instrument ID: CICK										
Total Recoverable	Prep	3005A			25 mL	125 mL	791513	08/03/23 05:51	RR	EET SAV
Total Recoverable	Analysis	6020B		1			791787	08/03/23 21:31	BWR	EET SAV
Instrument ID: ICPMSC										

Eurofins Savannah

Lab Chronicle

Client: Southern Company
 Project/Site: CCR - Plant Scherer Ash Pond

Job ID: 680-238490-1

Client Sample ID: SCH-AP1-FD-1

Lab Sample ID: 680-238490-5

Date Collected: 08/01/23 00:00

Matrix: Water

Date Received: 08/02/23 11:24

Prep Type	Batch Type	Batch Method	Run	Dil Factor	Initial Amount	Final Amount	Batch Number	Prepared or Analyzed	Analyst	Lab
Total Recoverable	Prep	3005A			25 mL	125 mL	791513	08/03/23 05:51	RR	EET SAV
Total Recoverable	Analysis	6020B		1			791932	08/04/23 16:23	BWR	EET SAV
Instrument ID: ICPMSC										
Total/NA	Prep	7470A			50 mL	50 mL	792326	08/08/23 11:57	DW	EET SAV
Total/NA	Analysis	7470A		1			792548	08/09/23 11:37	BJB	EET SAV
Instrument ID: QuickTrace2										
Total/NA	Analysis	2320B-2011		1			791778	08/04/23 00:53	PG	EET SAV
Instrument ID: MANTECH 2										
Total/NA	Analysis	2540C-2011		1	200 mL	200 mL	791596	08/03/23 10:39	PG	EET SAV
Instrument ID: NOEQUIP										
Total/NA	Prep	9030B			6 mL	6 mL	792132	08/07/23 12:44	JAS	EET SAV
Total/NA	Analysis	9034		1	6 mL	6 mL	792170	08/07/23 14:30	JAS	EET SAV
Instrument ID: NoEquip										

Laboratory References:

EET SAV = Eurofins Savannah, 5102 LaRoche Avenue, Savannah, GA 31404, TEL (912)354-7858

Accreditation/Certification Summary

Client: Southern Company
Project/Site: CCR - Plant Scherer Ash Pond

Job ID: 680-238490-1

Laboratory: Eurofins Savannah

The accreditations/certifications listed below are applicable to this report.

Authority	Program	Identification Number	Expiration Date
Florida	NELAP	E87052	06-30-24
Georgia	State	E87052	06-30-24

1

2

3

4

5

6

7

8

9

10

11

12

Method Summary

Client: Southern Company
Project/Site: CCR - Plant Scherer Ash Pond

Job ID: 680-238490-1

Method	Method Description	Protocol	Laboratory
300.0-1993 R2.1	Anions, Ion Chromatography	MCAWW	EET SAV
6020B	Metals (ICP/MS)	SW846	EET SAV
7470A	Mercury (CVAA)	SW846	EET SAV
2320B-2011	Alkalinity, Total	SM	EET SAV
2540C-2011	Total Dissolved Solids (Dried at 180 °C)	SM	EET SAV
9034	Sulfide, Acid Soluble and Insoluble (Titrimetric)	SW846	EET SAV
3005A	Preparation, Total Recoverable or Dissolved Metals	SW846	EET SAV
7470A	Preparation, Mercury	SW846	EET SAV
9030B	Sulfide, Distillation (Acid Soluble and Insoluble)	SW846	EET SAV

Protocol References:

MCAWW = "Methods For Chemical Analysis Of Water And Wastes", EPA-600/4-79-020, March 1983 And Subsequent Revisions.

SM = "Standard Methods For The Examination Of Water And Wastewater"

SW846 = "Test Methods For Evaluating Solid Waste, Physical/Chemical Methods", Third Edition, November 1986 And Its Updates.

Laboratory References:

EET SAV = Eurofins Savannah, 5102 LaRoche Avenue, Savannah, GA 31404, TEL (912)354-7858


301 Alpha Drive
RIDC Park

Pittsburgh, PA 15238-2907
phone 412 963 7058 fax 412 963 2468

Regulatory Program: DW NPDES RCRA Other

TestAmerica Laboratories, Inc.

Client Contact		Project Manager: Dawn Prell		Site Contact: Dawn Prell		Date: 08/02/2023		COC No												
Joju Abraham		Tel/Fax: 248-536-5445		Lab Contact: David Fuller		Carrier:		__1__ of __1__ COCs												
Southern Company		Analysis Turnaround Time		Filtered Sample (Y/N) Perform MS/MSD (Y/N) App III metals: B, Ca App IV metals: Sb, As, Ba, Be, Cd, Cr, Co, Pb, Li, Hg, Mo, Se, Ti Radium 226 + 228 Mg, Na, K, Mn, Fe Sulfide HCO ₃ , CO ₃ Alkalinity Cl, F, SO ₄ , TDS		Sampler: For Lab Use Only: Walk-in Client Lab Sampling Job / SDG No Sample Specific Notes														
241 Ralph McGill Blvd SE B10185		<input checked="" type="checkbox"/> CALENDAR DAYS <input type="checkbox"/> WORKING DAYS																		
Atlanta, GA 30308		TAT if different from Below __3-5 days__																		
JAbraham@southernco.com		<input type="checkbox"/> 2 weeks																		
Project Name: CCR - Plant Scherer Ash Pond		<input type="checkbox"/> 1 week																		
Site Georgia		<input type="checkbox"/> 2 days																		
Project #: 68027798		<input type="checkbox"/> 1 day																		
Sample Identification	Sample Date	Sample Time	Sample Type (C=Comp, G=Grab)	Matrix	# of Cont.	Filtered Sample (Y/N)	Perform MS/MSD (Y/N)	App III metals: B, Ca	App IV metals: Sb, As, Ba, Be, Cd, Cr, Co, Pb, Li, Hg, Mo, Se, Ti	Radium 226 + 228	Mg, Na, K, Mn, Fe	Sulfide	HCO ₃ , CO ₃ Alkalinity	Cl, F, SO ₄ , TDS						
SCH-SGWA-1	8/1/2023	13 29	G	WG	8	N	N	X	X	X	X	X	X	X						
SCH-SGWA-2	8/1/2023	15 07	G	WG	8	N	N	X	X	X	X	X	X	X						
SCH-SGWA-5	8/1/2023	14 22	G	WG	8	N	N	X	X	X	X	X	X	X						
SCH-SGWC-6	8/1/2023	16 18	G	WG	8	N	N	X	X	X	X	X	X	X						
SCH-AP1-FD-1	8/1/2023	--	G	WG	8	N	N	X	X	X	X	X	X	X						
Preservation Used: 1= Ice, 2= HCl; 3= H ₂ SO ₄ ; 4=HNO ₃ ; 5=NaOH; 6= Other						4	4	4												
Possible Hazard Identification: Are any samples from a listed EPA Hazardous Waste? Please List any EPA Waste Codes for the sample in the Comments Section if the lab is to dispose of the sample						Sample Disposal (A fee may be assessed if samples are retained longer than 1 month)														
<input type="checkbox"/> Non-Hazard <input type="checkbox"/> Flammable <input type="checkbox"/> Skin Irritant <input type="checkbox"/> Poison B <input type="checkbox"/> Unknown						<input type="checkbox"/> Return to Client <input type="checkbox"/> Disposal by Lab <input type="checkbox"/> Archive for _____ Months														
Special Instructions/QC Requirements & Comments: SCH-CCR-ASSMT-2023S2																				
0-3 0-4 / 3-9/4.0																				
Custody Seals Intact <input type="checkbox"/> Yes <input type="checkbox"/> No		Custody Seal No		Cooler Temp (°C) Obs'd		Corr'd		Therm ID No												
Relinquished by: MARK MANN / [Signature]		Company: WSP		Date/Time: 08/02/23		Received by: Mike Gemin		Company: [Signature]		Date/Time: 8/2/23 8:00 AM										
Relinquished by:		Company:		Date/Time:		Received by: [Signature]		Company:		Date/Time: 08/02/23 11:24										
Relinquished by:		Company:		Date/Time:		Received in Laboratory by:		Company:												



Login Sample Receipt Checklist

Client: Southern Company

Job Number: 680-238490-1

Login Number: 238490

List Source: Eurofins Savannah

List Number: 1

Creator: Padayao, Abigail

Question	Answer	Comment
Radioactivity wasn't checked or is <=/ background as measured by a survey meter.	N/A	
The cooler's custody seal, if present, is intact.	True	
Sample custody seals, if present, are intact.	True	
The cooler or samples do not appear to have been compromised or tampered with.	True	
Samples were received on ice.	True	
Cooler Temperature is acceptable.	True	
Cooler Temperature is recorded.	True	
COC is present.	True	
COC is filled out in ink and legible.	True	
COC is filled out with all pertinent information.	True	
Is the Field Sampler's name present on COC?	True	
There are no discrepancies between the containers received and the COC.	True	
Samples are received within Holding Time (excluding tests with immediate HTs)	True	
Sample containers have legible labels.	True	
Containers are not broken or leaking.	True	
Sample collection date/times are provided.	True	
Appropriate sample containers are used.	True	
Sample bottles are completely filled.	True	
Sample Preservation Verified.	True	
There is sufficient vol. for all requested analyses, incl. any requested MS/MSDs	True	
Containers requiring zero headspace have no headspace or bubble is <6mm (1/4").	True	
Multiphasic samples are not present.	True	
Samples do not require splitting or compositing.	True	
Residual Chlorine Checked.	N/A	



ANALYTICAL REPORT

PREPARED FOR

Attn: Joju Abraham
Southern Company
241 Ralph McGill Blvd SE
B10185
Atlanta, Georgia 30308

Generated 8/15/2023 5:53:43 PM Revision 1

JOB DESCRIPTION

CCR - Plant Scherer AP1 PZs

JOB NUMBER

680-238493-1

Eurofins Savannah

Job Notes

This report may not be reproduced except in full, and with written approval from the laboratory. The results relate only to the samples tested. For questions please contact the Project Manager at the e-mail address or telephone number listed on this page.

The test results in this report relate only to the samples as received by the laboratory and will meet all requirements of the methodology, with any exceptions noted. This report shall not be reproduced except in full, without the express written approval of the laboratory. All questions should be directed to the Eurofins Environment Testing Southeast, LLC Project Manager.

Authorization



Authorized for release by
David Fuller, Project Manager
David.Fuller@et.eurofinsus.com
(770)344-8986

Generated
8/15/2023 5:53:43 PM
Revision 1

Definitions/Glossary

Client: Southern Company
Project/Site: CCR - Plant Scherer AP1 PZs

Job ID: 680-238493-1

Qualifiers

HPLC/IC

Qualifier	Qualifier Description
J	Result is less than the RL but greater than or equal to the MDL and the concentration is an approximate value.

Metals

Qualifier	Qualifier Description
B	Compound was found in the blank and sample.
F1	MS and/or MSD recovery exceeds control limits.
J	Result is less than the RL but greater than or equal to the MDL and the concentration is an approximate value.

General Chemistry

Qualifier	Qualifier Description
F1	MS and/or MSD recovery exceeds control limits.

Glossary

Abbreviation	These commonly used abbreviations may or may not be present in this report.
α	Listed under the "D" column to designate that the result is reported on a dry weight basis
%R	Percent Recovery
CFL	Contains Free Liquid
CFU	Colony Forming Unit
CNF	Contains No Free Liquid
DER	Duplicate Error Ratio (normalized absolute difference)
Dil Fac	Dilution Factor
DL	Detection Limit (DoD/DOE)
DL, RA, RE, IN	Indicates a Dilution, Re-analysis, Re-extraction, or additional Initial metals/anion analysis of the sample
DLC	Decision Level Concentration (Radiochemistry)
EDL	Estimated Detection Limit (Dioxin)
LOD	Limit of Detection (DoD/DOE)
LOQ	Limit of Quantitation (DoD/DOE)
MCL	EPA recommended "Maximum Contaminant Level"
MDA	Minimum Detectable Activity (Radiochemistry)
MDC	Minimum Detectable Concentration (Radiochemistry)
MDL	Method Detection Limit
ML	Minimum Level (Dioxin)
MPN	Most Probable Number
MQL	Method Quantitation Limit
NC	Not Calculated
ND	Not Detected at the reporting limit (or MDL or EDL if shown)
NEG	Negative / Absent
POS	Positive / Present
PQL	Practical Quantitation Limit
PRES	Presumptive
QC	Quality Control
RER	Relative Error Ratio (Radiochemistry)
RL	Reporting Limit or Requested Limit (Radiochemistry)
RPD	Relative Percent Difference, a measure of the relative difference between two points
TEF	Toxicity Equivalent Factor (Dioxin)
TEQ	Toxicity Equivalent Quotient (Dioxin)
TNTC	Too Numerous To Count

Sample Summary

Client: Southern Company
Project/Site: CCR - Plant Scherer AP1 PZs

Job ID: 680-238493-1

Lab Sample ID	Client Sample ID	Matrix	Collected	Received
680-238493-1	SCH-PZ-14S	Water	08/01/23 16:48	08/02/23 11:24
680-238493-2	SCH-PZ-17I	Water	08/01/23 16:00	08/02/23 11:24
680-238493-3	SCH-PZ-40I	Water	08/01/23 14:10	08/02/23 11:24

1

2

3

4

5

6

7

8

9

10

11

12

Case Narrative

Client: Southern Company
Project/Site: CCR - Plant Scherer AP1 PZs

Job ID: 680-238493-1

Job ID: 680-238493-1

Laboratory: Eurofins Savannah

Narrative

**Job Narrative
680-238493-1**

Revision 1

The report being provided is a revision of the original report sent on 8/9/2023. The report (revision 1) is being revised in order to correct the Reporting Limit (RL) for Iron as previously set up for this project by Eurofins Savannah.

Receipt

The samples were received on 8/2/2023 11:24 AM. Unless otherwise noted below, the samples arrived in good condition, and, where required, properly preserved and on ice. The temperature of the cooler at receipt time was 4.1°C

HPLC/IC

No additional analytical or quality issues were noted, other than those described above or in the Definitions/ Glossary page.

Metals


No additional analytical or quality issues were noted, other than those described above or in the Definitions/ Glossary page.

General Chemistry

Method 2540C: A lesser volume of sample was used for the following samples due to the nature of the sample matrix resulting in elevated reporting limits: SCH-PZ-17I (680-238493-2) and SCH-PZ-40I (680-238493-3)

Method 9034: The matrix spike / matrix spike duplicate (MS/MSD) recoveries for preparation batch 680-792132 and analytical batch 680-792170 were outside control limits for one or more analytes. See QC Sample Results for detail. Sample matrix interference and/or non-homogeneity are suspected because the associated laboratory control sample (LCS) recovery is within acceptance limits.

No additional analytical or quality issues were noted, other than those described above or in the Definitions/ Glossary page.



Client Sample Results

Client: Southern Company
Project/Site: CCR - Plant Scherer AP1 PZs

Job ID: 680-238493-1

Client Sample ID: SCH-PZ-14S

Lab Sample ID: 680-238493-1

Date Collected: 08/01/23 16:48

Matrix: Water

Date Received: 08/02/23 11:24

Method: MCAWW 300.0-1993 R2.1 - Anions, Ion Chromatography

Analyte	Result	Qualifier	RL	MDL	Unit	D	Prepared	Analyzed	Dil Fac
Sulfate	<0.40		1.0	0.40	mg/L			08/03/23 00:27	1
Fluoride	<0.040		0.10	0.040	mg/L			08/03/23 00:27	1
Chloride	3.9		1.0	0.20	mg/L			08/03/23 00:27	1

Method: SW846 6020B - Metals (ICP/MS) - Total Recoverable

Analyte	Result	Qualifier	RL	MDL	Unit	D	Prepared	Analyzed	Dil Fac
Antimony	<0.00034		0.0020	0.00034	mg/L		08/03/23 05:46	08/03/23 18:07	1
Arsenic	<0.00086		0.0010	0.00086	mg/L		08/03/23 05:46	08/03/23 18:07	1
Barium	0.034		0.010	0.00089	mg/L		08/03/23 05:46	08/03/23 18:07	1
Beryllium	<0.00020		0.0025	0.00020	mg/L		08/03/23 05:46	08/03/23 18:07	1
Boron	0.031	J	0.080	0.022	mg/L		08/03/23 05:46	08/04/23 16:07	1
Cadmium	<0.000078		0.0025	0.000078	mg/L		08/03/23 05:46	08/03/23 18:07	1
Calcium	4.3		0.50	0.14	mg/L		08/03/23 05:46	08/03/23 18:07	1
Chromium	0.0021		0.0020	0.0012	mg/L		08/03/23 05:46	08/03/23 18:07	1
Cobalt	0.00039	J	0.0025	0.00022	mg/L		08/03/23 05:46	08/03/23 18:07	1
Iron	0.076	J	0.10	0.012	mg/L		08/03/23 05:46	08/03/23 18:07	1
Lead	<0.00021		0.0010	0.00021	mg/L		08/03/23 05:46	08/03/23 18:07	1
Lithium	<0.0020		0.0050	0.0020	mg/L		08/03/23 05:46	08/03/23 18:07	1
Magnesium	2.6		0.50	0.023	mg/L		08/03/23 05:46	08/04/23 16:07	1
Manganese	0.016		0.0050	0.0022	mg/L		08/03/23 05:46	08/03/23 18:07	1
Molybdenum	<0.00086		0.015	0.00086	mg/L		08/03/23 05:46	08/03/23 18:07	1
Potassium	0.77	B	0.50	0.044	mg/L		08/03/23 05:46	08/03/23 18:07	1
Selenium	<0.00099		0.0050	0.00099	mg/L		08/03/23 05:46	08/03/23 18:07	1
Sodium	2.2		0.50	0.20	mg/L		08/03/23 05:46	08/03/23 18:07	1
Thallium	<0.00026		0.0010	0.00026	mg/L		08/03/23 05:46	08/03/23 18:07	1

Method: SW846 7470A - Mercury (CVAA)

Analyte	Result	Qualifier	RL	MDL	Unit	D	Prepared	Analyzed	Dil Fac
Mercury	<0.000080		0.00020	0.000080	mg/L		08/08/23 11:57	08/09/23 11:48	1

General Chemistry

Analyte	Result	Qualifier	RL	MDL	Unit	D	Prepared	Analyzed	Dil Fac
Total Alkalinity as CaCO3 to pH 4.5 (SM 2320B-2011)	27		5.0	2.2	mg/L			08/04/23 02:24	1
Bicarbonate Alkalinity as CaCO3 (SM 2320B-2011)	27		5.0	5.0	mg/L			08/04/23 02:24	1
Carbonate Alkalinity as CaCO3 (SM 2320B-2011)	<5.0		5.0	5.0	mg/L			08/04/23 02:24	1
Total Dissolved Solids (SM 2540C-2011)	77		10	10	mg/L			08/03/23 10:39	1
Sulfide (SW846 9034)	24		10	10	mg/L		08/07/23 12:44	08/07/23 14:30	1

Client Sample ID: SCH-PZ-17I

Lab Sample ID: 680-238493-2

Date Collected: 08/01/23 16:00

Matrix: Water

Date Received: 08/02/23 11:24

Method: MCAWW 300.0-1993 R2.1 - Anions, Ion Chromatography

Analyte	Result	Qualifier	RL	MDL	Unit	D	Prepared	Analyzed	Dil Fac
Sulfate	100		1.0	0.40	mg/L			08/03/23 00:39	1
Fluoride	0.052	J	0.10	0.040	mg/L			08/03/23 00:39	1
Chloride	6.5		1.0	0.20	mg/L			08/03/23 00:39	1

Eurofins Savannah

Client Sample Results

Client: Southern Company
Project/Site: CCR - Plant Scherer AP1 PZs

Job ID: 680-238493-1

Client Sample ID: SCH-PZ-171

Lab Sample ID: 680-238493-2

Date Collected: 08/01/23 16:00

Matrix: Water

Date Received: 08/02/23 11:24

Method: SW846 6020B - Metals (ICP/MS) - Total Recoverable

Analyte	Result	Qualifier	RL	MDL	Unit	D	Prepared	Analyzed	Dil Fac
Antimony	<0.00034		0.0020	0.00034	mg/L		08/03/23 05:46	08/03/23 17:59	1
Arsenic	<0.00086		0.0010	0.00086	mg/L		08/03/23 05:46	08/03/23 17:59	1
Barium	0.054		0.010	0.00089	mg/L		08/03/23 05:46	08/03/23 17:59	1
Beryllium	<0.00020		0.0025	0.00020	mg/L		08/03/23 05:46	08/03/23 17:59	1
Boron	0.20		0.080	0.022	mg/L		08/03/23 05:46	08/04/23 15:59	1
Cadmium	<0.000078		0.0025	0.000078	mg/L		08/03/23 05:46	08/03/23 17:59	1
Calcium	35		0.50	0.14	mg/L		08/03/23 05:46	08/03/23 17:59	1
Chromium	0.0027		0.0020	0.0012	mg/L		08/03/23 05:46	08/03/23 17:59	1
Cobalt	<0.00022		0.0025	0.00022	mg/L		08/03/23 05:46	08/03/23 17:59	1
Iron	0.017	J	0.10	0.012	mg/L		08/03/23 05:46	08/03/23 17:59	1
Lead	<0.00021		0.0010	0.00021	mg/L		08/03/23 05:46	08/03/23 17:59	1
Lithium	<0.0020		0.0050	0.0020	mg/L		08/03/23 05:46	08/03/23 17:59	1
Magnesium	15		0.50	0.023	mg/L		08/03/23 05:46	08/04/23 15:59	1
Manganese	<0.0022		0.0050	0.0022	mg/L		08/03/23 05:46	08/03/23 17:59	1
Molybdenum	<0.00086		0.015	0.00086	mg/L		08/03/23 05:46	08/03/23 17:59	1
Potassium	2.2	B	0.50	0.044	mg/L		08/03/23 05:46	08/03/23 17:59	1
Selenium	<0.00099		0.0050	0.00099	mg/L		08/03/23 05:46	08/03/23 17:59	1
Sodium	13		0.50	0.20	mg/L		08/03/23 05:46	08/03/23 17:59	1
Thallium	<0.00026		0.0010	0.00026	mg/L		08/03/23 05:46	08/03/23 17:59	1

Method: SW846 7470A - Mercury (CVAA)

Analyte	Result	Qualifier	RL	MDL	Unit	D	Prepared	Analyzed	Dil Fac
Mercury	<0.000080		0.00020	0.000080	mg/L		08/08/23 11:57	08/09/23 11:50	1

General Chemistry

Analyte	Result	Qualifier	RL	MDL	Unit	D	Prepared	Analyzed	Dil Fac
Total Alkalinity as CaCO3 to pH 4.5 (SM 2320B-2011)	59		5.0	2.2	mg/L			08/04/23 02:40	1
Bicarbonate Alkalinity as CaCO3 (SM 2320B-2011)	59		5.0	5.0	mg/L			08/04/23 02:40	1
Carbonate Alkalinity as CaCO3 (SM 2320B-2011)	<5.0		5.0	5.0	mg/L			08/04/23 02:40	1
Total Dissolved Solids (SM 2540C-2011)	270		40	40	mg/L			08/03/23 10:39	1
Sulfide (SW846 9034)	<10		10	10	mg/L		08/07/23 12:44	08/07/23 14:30	1

Client Sample ID: SCH-PZ-401

Lab Sample ID: 680-238493-3

Date Collected: 08/01/23 14:10

Matrix: Water

Date Received: 08/02/23 11:24

Method: MCAWW 300.0-1993 R2.1 - Anions, Ion Chromatography

Analyte	Result	Qualifier	RL	MDL	Unit	D	Prepared	Analyzed	Dil Fac
Fluoride	<0.040		0.10	0.040	mg/L			08/03/23 00:52	1
Chloride	8.9		1.0	0.20	mg/L			08/03/23 00:52	1

Method: MCAWW 300.0-1993 R2.1 - Anions, Ion Chromatography - DL

Analyte	Result	Qualifier	RL	MDL	Unit	D	Prepared	Analyzed	Dil Fac
Sulfate	720		10	4.0	mg/L			08/03/23 15:06	10

Method: SW846 6020B - Metals (ICP/MS) - Total Recoverable

Analyte	Result	Qualifier	RL	MDL	Unit	D	Prepared	Analyzed	Dil Fac
Antimony	<0.00034		0.0020	0.00034	mg/L		08/03/23 05:51	08/03/23 21:27	1

Eurofins Savannah

Client Sample Results

Client: Southern Company
Project/Site: CCR - Plant Scherer AP1 PZs

Job ID: 680-238493-1

Client Sample ID: SCH-PZ-401

Lab Sample ID: 680-238493-3

Date Collected: 08/01/23 14:10

Matrix: Water

Date Received: 08/02/23 11:24

Method: SW846 6020B - Metals (ICP/MS) - Total Recoverable (Continued)

Analyte	Result	Qualifier	RL	MDL	Unit	D	Prepared	Analyzed	Dil Fac
Arsenic	<0.00086		0.0010	0.00086	mg/L		08/03/23 05:51	08/03/23 21:27	1
Barium	0.038		0.010	0.00089	mg/L		08/03/23 05:51	08/03/23 21:27	1
Beryllium	<0.00020		0.0025	0.00020	mg/L		08/03/23 05:51	08/03/23 21:27	1
Boron	4.9 B		0.80	0.22	mg/L		08/03/23 05:51	08/04/23 16:11	10
Cadmium	<0.000078		0.0025	0.000078	mg/L		08/03/23 05:51	08/03/23 21:27	1
Calcium	150		0.50	0.14	mg/L		08/03/23 05:51	08/03/23 21:27	1
Chromium	<0.0012		0.0020	0.0012	mg/L		08/03/23 05:51	08/03/23 21:27	1
Cobalt	0.0014 J		0.0025	0.00022	mg/L		08/03/23 05:51	08/03/23 21:27	1
Iron	0.96		0.10	0.012	mg/L		08/03/23 05:51	08/03/23 21:27	1
Lead	<0.00021		0.0010	0.00021	mg/L		08/03/23 05:51	08/03/23 21:27	1
Lithium	0.0083		0.0050	0.0020	mg/L		08/03/23 05:51	08/03/23 21:27	1
Magnesium	68		0.50	0.023	mg/L		08/03/23 05:51	08/03/23 21:27	1
Manganese	0.25		0.0050	0.0022	mg/L		08/03/23 05:51	08/03/23 21:27	1
Molybdenum	<0.00086		0.015	0.00086	mg/L		08/03/23 05:51	08/03/23 21:27	1
Potassium	9.2 B		0.50	0.044	mg/L		08/03/23 05:51	08/03/23 21:27	1
Selenium	<0.00099		0.0050	0.00099	mg/L		08/03/23 05:51	08/03/23 21:27	1
Sodium	74		0.50	0.20	mg/L		08/03/23 05:51	08/03/23 21:27	1
Thallium	<0.00026		0.0010	0.00026	mg/L		08/03/23 05:51	08/03/23 21:27	1

Method: SW846 7470A - Mercury (CVAA)

Analyte	Result	Qualifier	RL	MDL	Unit	D	Prepared	Analyzed	Dil Fac
Mercury	<0.000080	F1	0.00020	0.000080	mg/L		08/08/23 11:57	08/09/23 11:51	1

General Chemistry

Analyte	Result	Qualifier	RL	MDL	Unit	D	Prepared	Analyzed	Dil Fac
Total Alkalinity as CaCO3 to pH 4.5 (SM 2320B-2011)	38		5.0	2.2	mg/L			08/04/23 02:32	1
Bicarbonate Alkalinity as CaCO3 (SM 2320B-2011)	38		5.0	5.0	mg/L			08/04/23 02:32	1
Carbonate Alkalinity as CaCO3 (SM 2320B-2011)	<5.0		5.0	5.0	mg/L			08/04/23 02:32	1
Total Dissolved Solids (SM 2540C-2011)	1200		40	40	mg/L			08/03/23 10:39	1
Sulfide (SW846 9034)	<10		10	10	mg/L		08/07/23 12:44	08/07/23 14:30	1

QC Sample Results

Client: Southern Company
Project/Site: CCR - Plant Scherer AP1 PZs

Job ID: 680-238493-1

Method: 300.0-1993 R2.1 - Anions, Ion Chromatography

Lab Sample ID: MB 680-791335/63
Matrix: Water
Analysis Batch: 791335

Client Sample ID: Method Blank
Prep Type: Total/NA

Analyte	MB Result	MB Qualifier	RL	MDL	Unit	D	Prepared	Analyzed	Dil Fac
Sulfate	<0.40		1.0	0.40	mg/L			08/02/23 22:58	1
Fluoride	<0.040		0.10	0.040	mg/L			08/02/23 22:58	1
Chloride	<0.20		1.0	0.20	mg/L			08/02/23 22:58	1

Lab Sample ID: LCS 680-791335/64
Matrix: Water
Analysis Batch: 791335

Client Sample ID: Lab Control Sample
Prep Type: Total/NA

Analyte	Spike Added	LCS Result	LCS Qualifier	Unit	D	%Rec	%Rec Limits
Sulfate	10.0	9.78		mg/L		98	90 - 110
Fluoride	2.00	2.11		mg/L		105	90 - 110
Chloride	10.0	9.92		mg/L		99	90 - 110

Lab Sample ID: LCSD 680-791335/65
Matrix: Water
Analysis Batch: 791335

Client Sample ID: Lab Control Sample Dup
Prep Type: Total/NA

Analyte	Spike Added	LCSD Result	LCSD Qualifier	Unit	D	%Rec	%Rec Limits	RPD	RPD Limit
Sulfate	10.0	9.81		mg/L		98	90 - 110	0	15
Fluoride	2.00	2.11		mg/L		105	90 - 110	0	15
Chloride	10.0	9.92		mg/L		99	90 - 110	0	15

Lab Sample ID: 680-238481-A-1 MS
Matrix: Water
Analysis Batch: 791335

Client Sample ID: Matrix Spike
Prep Type: Total/NA

Analyte	Sample Result	Sample Qualifier	Spike Added	MS Result	MS Qualifier	Unit	D	%Rec	%Rec Limits
Sulfate	24		10.0	33.8		mg/L		99	80 - 120
Fluoride	0.68		2.00	2.87		mg/L		109	80 - 120
Chloride	33		10.0	42.6		mg/L		100	80 - 120

Lab Sample ID: 680-238481-A-1 MSD
Matrix: Water
Analysis Batch: 791335

Client Sample ID: Matrix Spike Duplicate
Prep Type: Total/NA

Analyte	Sample Result	Sample Qualifier	Spike Added	MSD Result	MSD Qualifier	Unit	D	%Rec	%Rec Limits	RPD	RPD Limit
Sulfate	24		10.0	34.5		mg/L		106	80 - 120	2	15
Fluoride	0.68		2.00	3.01		mg/L		117	80 - 120	5	15
Chloride	33		10.0	43.3		mg/L		107	80 - 120	2	15

Lab Sample ID: MB 680-791563/2
Matrix: Water
Analysis Batch: 791563

Client Sample ID: Method Blank
Prep Type: Total/NA

Analyte	MB Result	MB Qualifier	RL	MDL	Unit	D	Prepared	Analyzed	Dil Fac
Sulfate	<0.40		1.0	0.40	mg/L			08/03/23 08:40	1
Fluoride	<0.040		0.10	0.040	mg/L			08/03/23 08:40	1
Chloride	<0.20		1.0	0.20	mg/L			08/03/23 08:40	1

Eurofins Savannah

QC Sample Results

Client: Southern Company
Project/Site: CCR - Plant Scherer AP1 PZs

Job ID: 680-238493-1

Method: 300.0-1993 R2.1 - Anions, Ion Chromatography (Continued)

Lab Sample ID: LCS 680-791563/4
Matrix: Water
Analysis Batch: 791563

Client Sample ID: Lab Control Sample
Prep Type: Total/NA

Analyte	Spike Added	LCS Result	LCS Qualifier	Unit	D	%Rec	%Rec Limits
Sulfate	10.0	10.4		mg/L		104	90 - 110
Fluoride	2.00	2.17		mg/L		108	90 - 110
Chloride	10.0	9.93		mg/L		99	90 - 110

Lab Sample ID: LCSD 680-791563/5
Matrix: Water
Analysis Batch: 791563

Client Sample ID: Lab Control Sample Dup
Prep Type: Total/NA

Analyte	Spike Added	LCSD Result	LCSD Qualifier	Unit	D	%Rec	%Rec Limits	RPD	RPD Limit
Sulfate	10.0	10.4		mg/L		104	90 - 110	0	15
Fluoride	2.00	2.17		mg/L		109	90 - 110	0	15
Chloride	10.0	9.93		mg/L		99	90 - 110	0	15

Lab Sample ID: 680-238490-H-5 MS
Matrix: Water
Analysis Batch: 791563

Client Sample ID: Matrix Spike
Prep Type: Total/NA

Analyte	Sample Result	Sample Qualifier	Spike Added	MS Result	MS Qualifier	Unit	D	%Rec	%Rec Limits
Sulfate	0.40	J	10.0	9.26		mg/L		89	80 - 120
Fluoride	0.14		2.00	2.16		mg/L		101	80 - 120
Chloride	2.2		10.0	12.0		mg/L		98	80 - 120

Lab Sample ID: 680-238490-H-5 MSD
Matrix: Water
Analysis Batch: 791563

Client Sample ID: Matrix Spike Duplicate
Prep Type: Total/NA

Analyte	Sample Result	Sample Qualifier	Spike Added	MSD Result	MSD Qualifier	Unit	D	%Rec	%Rec Limits	RPD	RPD Limit
Sulfate	0.40	J	10.0	9.32		mg/L		89	80 - 120	1	15
Fluoride	0.14		2.00	2.17		mg/L		102	80 - 120	1	15
Chloride	2.2		10.0	12.1		mg/L		98	80 - 120	1	15

Method: 6020B - Metals (ICP/MS)

Lab Sample ID: MB 680-791512/1-A
Matrix: Water
Analysis Batch: 791787

Client Sample ID: Method Blank
Prep Type: Total Recoverable
Prep Batch: 791512

Analyte	MB Result	MB Qualifier	RL	MDL	Unit	D	Prepared	Analyzed	Dil Fac
Antimony	<0.00034		0.0020	0.00034	mg/L		08/03/23 05:46	08/03/23 16:09	1
Arsenic	<0.00086		0.0010	0.00086	mg/L		08/03/23 05:46	08/03/23 16:09	1
Barium	<0.00089		0.010	0.00089	mg/L		08/03/23 05:46	08/03/23 16:09	1
Beryllium	<0.00020		0.0025	0.00020	mg/L		08/03/23 05:46	08/03/23 16:09	1
Cadmium	<0.000078		0.0025	0.000078	mg/L		08/03/23 05:46	08/03/23 16:09	1
Calcium	<0.14		0.50	0.14	mg/L		08/03/23 05:46	08/03/23 16:09	1
Chromium	<0.0012		0.0020	0.0012	mg/L		08/03/23 05:46	08/03/23 16:09	1
Cobalt	<0.00022		0.0025	0.00022	mg/L		08/03/23 05:46	08/03/23 16:09	1
Iron	<0.012		0.10	0.012	mg/L		08/03/23 05:46	08/03/23 16:09	1
Lead	<0.00021		0.0010	0.00021	mg/L		08/03/23 05:46	08/03/23 16:09	1
Lithium	<0.0020		0.0050	0.0020	mg/L		08/03/23 05:46	08/03/23 16:09	1
Magnesium	<0.023		0.50	0.023	mg/L		08/03/23 05:46	08/03/23 16:09	1

Eurofins Savannah

QC Sample Results

Client: Southern Company
Project/Site: CCR - Plant Scherer AP1 PZs

Job ID: 680-238493-1

Method: 6020B - Metals (ICP/MS) (Continued)

Lab Sample ID: MB 680-791512/1-A
Matrix: Water
Analysis Batch: 791787

Client Sample ID: Method Blank
Prep Type: Total Recoverable
Prep Batch: 791512

Analyte	MB	MB	RL	MDL	Unit	D	Prepared	Analyzed	Dil Fac
	Result	Qualifier							
Manganese	<0.0022		0.0050	0.0022	mg/L		08/03/23 05:46	08/03/23 16:09	1
Molybdenum	<0.00086		0.015	0.00086	mg/L		08/03/23 05:46	08/03/23 16:09	1
Potassium	0.0726	J	0.50	0.044	mg/L		08/03/23 05:46	08/03/23 16:09	1
Selenium	<0.00099		0.0050	0.00099	mg/L		08/03/23 05:46	08/03/23 16:09	1
Sodium	<0.20		0.50	0.20	mg/L		08/03/23 05:46	08/03/23 16:09	1
Thallium	<0.00026		0.0010	0.00026	mg/L		08/03/23 05:46	08/03/23 16:09	1

Lab Sample ID: MB 680-791512/1-A
Matrix: Water
Analysis Batch: 791932

Client Sample ID: Method Blank
Prep Type: Total Recoverable
Prep Batch: 791512

Analyte	MB	MB	RL	MDL	Unit	D	Prepared	Analyzed	Dil Fac
	Result	Qualifier							
Antimony	<0.00034		0.0020	0.00034	mg/L		08/03/23 05:46	08/04/23 14:45	1
Arsenic	<0.00086		0.0010	0.00086	mg/L		08/03/23 05:46	08/04/23 14:45	1
Barium	0.00102	J	0.010	0.00089	mg/L		08/03/23 05:46	08/04/23 14:45	1
Beryllium	<0.00020		0.0025	0.00020	mg/L		08/03/23 05:46	08/04/23 14:45	1
Boron	<0.022		0.080	0.022	mg/L		08/03/23 05:46	08/04/23 14:45	1
Cadmium	<0.000078		0.0025	0.000078	mg/L		08/03/23 05:46	08/04/23 14:45	1
Calcium	<0.14		0.50	0.14	mg/L		08/03/23 05:46	08/04/23 14:45	1
Chromium	<0.0012		0.0020	0.0012	mg/L		08/03/23 05:46	08/04/23 14:45	1
Cobalt	<0.00022		0.0025	0.00022	mg/L		08/03/23 05:46	08/04/23 14:45	1
Iron	<0.012		0.10	0.012	mg/L		08/03/23 05:46	08/04/23 14:45	1
Lead	<0.00021		0.0010	0.00021	mg/L		08/03/23 05:46	08/04/23 14:45	1
Lithium	<0.0020		0.0050	0.0020	mg/L		08/03/23 05:46	08/04/23 14:45	1
Magnesium	<0.023		0.50	0.023	mg/L		08/03/23 05:46	08/04/23 14:45	1
Manganese	<0.0022		0.0050	0.0022	mg/L		08/03/23 05:46	08/04/23 14:45	1
Molybdenum	<0.00086		0.015	0.00086	mg/L		08/03/23 05:46	08/04/23 14:45	1
Potassium	<0.044		0.50	0.044	mg/L		08/03/23 05:46	08/04/23 14:45	1
Selenium	<0.00099		0.0050	0.00099	mg/L		08/03/23 05:46	08/04/23 14:45	1
Sodium	<0.20		0.50	0.20	mg/L		08/03/23 05:46	08/04/23 14:45	1
Thallium	<0.00026		0.0010	0.00026	mg/L		08/03/23 05:46	08/04/23 14:45	1

Lab Sample ID: LCS 680-791512/2-A
Matrix: Water
Analysis Batch: 791787

Client Sample ID: Lab Control Sample
Prep Type: Total Recoverable
Prep Batch: 791512

Analyte	Spike Added	LCS	LCS	Unit	D	%Rec	%Rec Limits
		Result	Qualifier				
Antimony	0.0500	0.0504		mg/L		101	80 - 120
Arsenic	0.100	0.105		mg/L		105	80 - 120
Barium	0.100	0.0970		mg/L		97	80 - 120
Beryllium	0.0500	0.0534		mg/L		107	80 - 120
Cadmium	0.0500	0.0488		mg/L		98	80 - 120
Calcium	5.00	5.36		mg/L		107	80 - 120
Chromium	0.100	0.0964		mg/L		96	80 - 120
Cobalt	0.0500	0.0537		mg/L		107	80 - 120
Iron	4.99	5.23		mg/L		105	80 - 120
Lead	0.500	0.517		mg/L		103	80 - 120
Lithium	0.500	0.518		mg/L		104	80 - 120
Magnesium	5.00	5.22		mg/L		104	80 - 120

Eurofins Savannah

QC Sample Results

Client: Southern Company
 Project/Site: CCR - Plant Scherer AP1 PZs

Job ID: 680-238493-1

Method: 6020B - Metals (ICP/MS) (Continued)

Lab Sample ID: LCS 680-791512/2-A
Matrix: Water
Analysis Batch: 791787

Client Sample ID: Lab Control Sample
Prep Type: Total Recoverable
Prep Batch: 791512

Analyte	Spike Added	LCS Result	LCS Qualifier	Unit	D	%Rec	%Rec Limits
Manganese	0.400	0.425		mg/L		106	80 - 120
Molybdenum	0.100	0.106		mg/L		106	80 - 120
Potassium	7.00	7.28		mg/L		104	80 - 120
Selenium	0.100	0.108		mg/L		108	80 - 120
Sodium	5.00	5.56		mg/L		111	80 - 120
Thallium	0.0500	0.0488		mg/L		98	80 - 120

Lab Sample ID: LCS 680-791512/2-A
Matrix: Water
Analysis Batch: 791932

Client Sample ID: Lab Control Sample
Prep Type: Total Recoverable
Prep Batch: 791512

Analyte	Spike Added	LCS Result	LCS Qualifier	Unit	D	%Rec	%Rec Limits
Antimony	0.0500	0.0485		mg/L		97	80 - 120
Arsenic	0.100	0.100		mg/L		100	80 - 120
Barium	0.100	0.0987		mg/L		99	80 - 120
Beryllium	0.0500	0.0491		mg/L		98	80 - 120
Boron	0.200	0.198		mg/L		99	80 - 120
Cadmium	0.0500	0.0481		mg/L		96	80 - 120
Calcium	5.00	5.21		mg/L		104	80 - 120
Chromium	0.100	0.102		mg/L		102	80 - 120
Cobalt	0.0500	0.0517		mg/L		103	80 - 120
Iron	4.99	5.15		mg/L		103	80 - 120
Lead	0.500	0.516		mg/L		103	80 - 120
Lithium	0.500	0.488		mg/L		98	80 - 120
Magnesium	5.00	4.93		mg/L		99	80 - 120
Manganese	0.400	0.412		mg/L		103	80 - 120
Molybdenum	0.100	0.102		mg/L		102	80 - 120
Potassium	7.00	6.93		mg/L		99	80 - 120
Selenium	0.100	0.102		mg/L		102	80 - 120
Sodium	5.00	5.35		mg/L		107	80 - 120
Thallium	0.0500	0.0472		mg/L		94	80 - 120

Lab Sample ID: 680-238484-A-1-B MS
Matrix: Water
Analysis Batch: 791787

Client Sample ID: Matrix Spike
Prep Type: Total Recoverable
Prep Batch: 791512

Analyte	Sample Result	Sample Qualifier	Spike Added	MS Result	MS Qualifier	Unit	D	%Rec	%Rec Limits
Antimony	<0.00034		0.0500	0.0507		mg/L		101	75 - 125
Arsenic	0.0022		0.100	0.107		mg/L		105	75 - 125
Barium	0.013		0.100	0.110		mg/L		98	75 - 125
Beryllium	<0.00020		0.0500	0.0538		mg/L		108	75 - 125
Cadmium	<0.000078		0.0500	0.0497		mg/L		99	75 - 125
Calcium	14		5.00	18.3		mg/L		84	75 - 125
Chromium	0.0015	J	0.100	0.0974		mg/L		96	75 - 125
Cobalt	0.00069	J	0.0500	0.0556		mg/L		110	75 - 125
Iron	0.037	J	4.99	5.31		mg/L		106	75 - 125
Lead	0.00029	J	0.500	0.516		mg/L		103	75 - 125
Lithium	<0.0020		0.500	0.524		mg/L		105	75 - 125
Magnesium	3.6		5.00	8.56		mg/L		100	75 - 125

Eurofins Savannah

QC Sample Results

Client: Southern Company
 Project/Site: CCR - Plant Scherer AP1 PZs

Job ID: 680-238493-1

Method: 6020B - Metals (ICP/MS) (Continued)

Lab Sample ID: 680-238484-A-1-B MS
Matrix: Water
Analysis Batch: 791787

Client Sample ID: Matrix Spike
Prep Type: Total Recoverable
Prep Batch: 791512

Analyte	Sample	Sample	Spike	MS	MS	Unit	D	%Rec	%Rec	
	Result	Qualifier	Added	Result	Qualifier				Limits	
Manganese	0.011		0.400	0.440		mg/L		107	75 - 125	
Molybdenum	0.0031	J	0.100	0.110		mg/L		107	75 - 125	
Potassium	3.4	B	7.00	10.5		mg/L		101	75 - 125	
Selenium	0.0011	J	0.100	0.109		mg/L		108	75 - 125	
Sodium	8.7		5.00	14.0		mg/L		106	75 - 125	
Thallium	<0.00026		0.0500	0.0496		mg/L		99	75 - 125	

Lab Sample ID: 680-238484-A-1-B MS
Matrix: Water
Analysis Batch: 791932

Client Sample ID: Matrix Spike
Prep Type: Total Recoverable
Prep Batch: 791512

Analyte	Sample	Sample	Spike	MS	MS	Unit	D	%Rec	%Rec	
	Result	Qualifier	Added	Result	Qualifier				Limits	
Boron	0.047	J	0.200	0.233		mg/L		93	75 - 125	

Lab Sample ID: 680-238484-A-1-C MSD
Matrix: Water
Analysis Batch: 791787

Client Sample ID: Matrix Spike Duplicate
Prep Type: Total Recoverable
Prep Batch: 791512

Analyte	Sample	Sample	Spike	MSD	MSD	Unit	D	%Rec	%Rec		RPD	
	Result	Qualifier	Added	Result	Qualifier				Limits	RPD	Limit	
Antimony	<0.00034		0.0500	0.0504		mg/L		101	75 - 125	1	20	
Arsenic	0.0022		0.100	0.107		mg/L		105	75 - 125	0	20	
Barium	0.013		0.100	0.112		mg/L		100	75 - 125	2	20	
Beryllium	<0.00020		0.0500	0.0536		mg/L		107	75 - 125	0	20	
Cadmium	<0.000078		0.0500	0.0508		mg/L		102	75 - 125	2	20	
Calcium	14		5.00	18.0		mg/L		78	75 - 125	2	20	
Chromium	0.0015	J	0.100	0.100		mg/L		99	75 - 125	3	20	
Cobalt	0.00069	J	0.0500	0.0552		mg/L		109	75 - 125	1	20	
Iron	0.037	J	4.99	5.25		mg/L		104	75 - 125	1	20	
Lead	0.00029	J	0.500	0.529		mg/L		106	75 - 125	2	20	
Lithium	<0.0020		0.500	0.526		mg/L		105	75 - 125	0	20	
Magnesium	3.6		5.00	8.60		mg/L		100	75 - 125	0	20	
Manganese	0.011		0.400	0.440		mg/L		107	75 - 125	0	20	
Molybdenum	0.0031	J	0.100	0.110		mg/L		107	75 - 125	0	20	
Potassium	3.4	B	7.00	10.5		mg/L		101	75 - 125	0	20	
Selenium	0.0011	J	0.100	0.108		mg/L		107	75 - 125	1	20	
Sodium	8.7		5.00	14.2		mg/L		110	75 - 125	1	20	
Thallium	<0.00026		0.0500	0.0507		mg/L		101	75 - 125	2	20	

Lab Sample ID: 680-238484-A-1-C MSD
Matrix: Water
Analysis Batch: 791932

Client Sample ID: Matrix Spike Duplicate
Prep Type: Total Recoverable
Prep Batch: 791512

Analyte	Sample	Sample	Spike	MSD	MSD	Unit	D	%Rec	%Rec		RPD	
	Result	Qualifier	Added	Result	Qualifier				Limits	RPD	Limit	
Boron	0.047	J	0.200	0.240		mg/L		97	75 - 125	3	20	

Eurofins Savannah

QC Sample Results

Client: Southern Company
 Project/Site: CCR - Plant Scherer AP1 PZs

Job ID: 680-238493-1

Method: 6020B - Metals (ICP/MS) (Continued)

Lab Sample ID: MB 680-791513/1-A
Matrix: Water
Analysis Batch: 791787

Client Sample ID: Method Blank
Prep Type: Total Recoverable
Prep Batch: 791513

Analyte	MB Result	MB Qualifier	RL	MDL	Unit	D	Prepared	Analyzed	Dil Fac
Antimony	<0.00034		0.0020	0.00034	mg/L		08/03/23 05:51	08/03/23 20:22	1
Arsenic	<0.00086		0.0010	0.00086	mg/L		08/03/23 05:51	08/03/23 20:22	1
Barium	<0.00089		0.010	0.00089	mg/L		08/03/23 05:51	08/03/23 20:22	1
Beryllium	<0.00020		0.0025	0.00020	mg/L		08/03/23 05:51	08/03/23 20:22	1
Boron	0.0391	J	0.080	0.022	mg/L		08/03/23 05:51	08/03/23 20:22	1
Cadmium	<0.000078		0.0025	0.000078	mg/L		08/03/23 05:51	08/03/23 20:22	1
Calcium	<0.14		0.50	0.14	mg/L		08/03/23 05:51	08/03/23 20:22	1
Chromium	<0.0012		0.0020	0.0012	mg/L		08/03/23 05:51	08/03/23 20:22	1
Cobalt	<0.00022		0.0025	0.00022	mg/L		08/03/23 05:51	08/03/23 20:22	1
Iron	<0.012		0.10	0.012	mg/L		08/03/23 05:51	08/03/23 20:22	1
Lead	<0.00021		0.0010	0.00021	mg/L		08/03/23 05:51	08/03/23 20:22	1
Lithium	<0.0020		0.0050	0.0020	mg/L		08/03/23 05:51	08/03/23 20:22	1
Magnesium	<0.023		0.50	0.023	mg/L		08/03/23 05:51	08/03/23 20:22	1
Manganese	<0.0022		0.0050	0.0022	mg/L		08/03/23 05:51	08/03/23 20:22	1
Molybdenum	<0.00086		0.015	0.00086	mg/L		08/03/23 05:51	08/03/23 20:22	1
Potassium	0.102	J	0.50	0.044	mg/L		08/03/23 05:51	08/03/23 20:22	1
Selenium	<0.00099		0.0050	0.00099	mg/L		08/03/23 05:51	08/03/23 20:22	1
Sodium	<0.20		0.50	0.20	mg/L		08/03/23 05:51	08/03/23 20:22	1
Thallium	<0.00026		0.0010	0.00026	mg/L		08/03/23 05:51	08/03/23 20:22	1

Lab Sample ID: LCS 680-791513/2-A
Matrix: Water
Analysis Batch: 791787

Client Sample ID: Lab Control Sample
Prep Type: Total Recoverable
Prep Batch: 791513

Analyte	Spike Added	LCS Result	LCS Qualifier	Unit	D	%Rec	%Rec Limits
Antimony	0.0500	0.0531		mg/L		106	80 - 120
Arsenic	0.100	0.110		mg/L		110	80 - 120
Barium	0.100	0.103		mg/L		103	80 - 120
Beryllium	0.0500	0.0523		mg/L		105	80 - 120
Boron	0.200	0.235		mg/L		118	80 - 120
Cadmium	0.0500	0.0517		mg/L		103	80 - 120
Calcium	5.00	5.30		mg/L		106	80 - 120
Chromium	0.100	0.105		mg/L		105	80 - 120
Cobalt	0.0500	0.0560		mg/L		112	80 - 120
Iron	4.99	5.37		mg/L		108	80 - 120
Lead	0.500	0.542		mg/L		108	80 - 120
Lithium	0.500	0.515		mg/L		103	80 - 120
Magnesium	5.00	5.47		mg/L		109	80 - 120
Manganese	0.400	0.445		mg/L		111	80 - 120
Molybdenum	0.100	0.111		mg/L		111	80 - 120
Potassium	7.00	7.62		mg/L		109	80 - 120
Selenium	0.100	0.110		mg/L		110	80 - 120
Sodium	5.00	5.89		mg/L		118	80 - 120
Thallium	0.0500	0.0508		mg/L		102	80 - 120

Eurofins Savannah

QC Sample Results

Client: Southern Company
Project/Site: CCR - Plant Scherer AP1 PZs

Job ID: 680-238493-1

Method: 6020B - Metals (ICP/MS) (Continued)

Lab Sample ID: 680-238484-A-2-B MS
Matrix: Water
Analysis Batch: 791787

Client Sample ID: Matrix Spike
Prep Type: Dissolved
Prep Batch: 791513

Analyte	Sample	Sample	Spike	MS	MS	Unit	D	%Rec	%Rec	Limits
	Result	Qualifier	Added	Result	Qualifier					
Antimony	<0.00034		0.0500	0.0506		mg/L		101		75 - 125
Arsenic	0.0019		0.100	0.106		mg/L		104		75 - 125
Barium	0.013		0.100	0.112		mg/L		99		75 - 125
Beryllium	<0.00020		0.0500	0.0513		mg/L		103		75 - 125
Boron	0.072	J B	0.200	0.262		mg/L		95		75 - 125
Cadmium	<0.000078		0.0500	0.0498		mg/L		100		75 - 125
Calcium	15	F1	5.00	18.4	F1	mg/L		73		75 - 125
Chromium	0.0012	J	0.100	0.0998		mg/L		99		75 - 125
Cobalt	0.00070	J	0.0500	0.0551		mg/L		109		75 - 125
Iron	0.023	J	4.99	5.22		mg/L		104		75 - 125
Lead	<0.00021		0.500	0.522		mg/L		104		75 - 125
Lithium	<0.0020		0.500	0.508		mg/L		102		75 - 125
Magnesium	3.6		5.00	8.74		mg/L		103		75 - 125
Manganese	0.011		0.400	0.436		mg/L		106		75 - 125
Molybdenum	0.0030	J	0.100	0.111		mg/L		108		75 - 125
Potassium	3.4	B	7.00	10.5		mg/L		101		75 - 125
Selenium	0.0012	J	0.100	0.109		mg/L		108		75 - 125
Sodium	8.9		5.00	14.2		mg/L		107		75 - 125
Thallium	<0.00026		0.0500	0.0503		mg/L		101		75 - 125

Lab Sample ID: 680-238484-A-2-C MSD
Matrix: Water
Analysis Batch: 791787

Client Sample ID: Matrix Spike Duplicate
Prep Type: Dissolved
Prep Batch: 791513

Analyte	Sample	Sample	Spike	MSD	MSD	Unit	D	%Rec	%Rec	Limits	RPD	Limit
	Result	Qualifier	Added	Result	Qualifier							
Antimony	<0.00034		0.0500	0.0498		mg/L		100		75 - 125	2	20
Arsenic	0.0019		0.100	0.105		mg/L		103		75 - 125	1	20
Barium	0.013		0.100	0.112		mg/L		99		75 - 125	0	20
Beryllium	<0.00020		0.0500	0.0507		mg/L		101		75 - 125	1	20
Boron	0.072	J B	0.200	0.253		mg/L		91		75 - 125	3	20
Cadmium	<0.000078		0.0500	0.0503		mg/L		101		75 - 125	1	20
Calcium	15	F1	5.00	17.3	F1	mg/L		52		75 - 125	6	20
Chromium	0.0012	J	0.100	0.100		mg/L		99		75 - 125	0	20
Cobalt	0.00070	J	0.0500	0.0547		mg/L		108		75 - 125	1	20
Iron	0.023	J	4.99	5.29		mg/L		106		75 - 125	1	20
Lead	<0.00021		0.500	0.529		mg/L		106		75 - 125	1	20
Lithium	<0.0020		0.500	0.484		mg/L		97		75 - 125	5	20
Magnesium	3.6		5.00	8.61		mg/L		100		75 - 125	2	20
Manganese	0.011		0.400	0.439		mg/L		107		75 - 125	1	20
Molybdenum	0.0030	J	0.100	0.109		mg/L		106		75 - 125	1	20
Potassium	3.4	B	7.00	10.5		mg/L		100		75 - 125	1	20
Selenium	0.0012	J	0.100	0.108		mg/L		107		75 - 125	1	20
Sodium	8.9		5.00	13.9		mg/L		99		75 - 125	3	20
Thallium	<0.00026		0.0500	0.0502		mg/L		100		75 - 125	0	20

Eurofins Savannah

QC Sample Results

Client: Southern Company
Project/Site: CCR - Plant Scherer AP1 PZs

Job ID: 680-238493-1

Method: 7470A - Mercury (CVAA)

Lab Sample ID: MB 680-792326/1-A
Matrix: Water
Analysis Batch: 792548

Client Sample ID: Method Blank
Prep Type: Total/NA
Prep Batch: 792326

Analyte	MB Result	MB Qualifier	RL	MDL	Unit	D	Prepared	Analyzed	Dil Fac
Mercury	<0.000080		0.00020	0.000080	mg/L		08/08/23 11:57	08/09/23 11:13	1

Lab Sample ID: LCS 680-792326/2-A
Matrix: Water
Analysis Batch: 792548

Client Sample ID: Lab Control Sample
Prep Type: Total/NA
Prep Batch: 792326

Analyte	Spike Added	LCS Result	LCS Qualifier	Unit	D	%Rec	%Rec Limits
Mercury	0.00250	0.00260		mg/L		104	80 - 120

Lab Sample ID: 680-238493-3 MS
Matrix: Water
Analysis Batch: 792548

Client Sample ID: SCH-PZ-401
Prep Type: Total/NA
Prep Batch: 792326

Analyte	Sample Result	Sample Qualifier	Spike Added	MS Result	MS Qualifier	Unit	D	%Rec	%Rec Limits
Mercury	<0.000080	F1	0.00100	0.000820		mg/L		82	80 - 120

Lab Sample ID: 680-238493-3 MSD
Matrix: Water
Analysis Batch: 792548

Client Sample ID: SCH-PZ-401
Prep Type: Total/NA
Prep Batch: 792326

Analyte	Sample Result	Sample Qualifier	Spike Added	MSD Result	MSD Qualifier	Unit	D	%Rec	%Rec Limits	RPD	Limit
Mercury	<0.000080	F1	0.00100	0.000765	F1	mg/L		77	80 - 120	7	20

Method: 2320B-2011 - Alkalinity, Total

Lab Sample ID: MB 680-791778/4
Matrix: Water
Analysis Batch: 791778

Client Sample ID: Method Blank
Prep Type: Total/NA

Analyte	MB Result	MB Qualifier	RL	MDL	Unit	D	Prepared	Analyzed	Dil Fac
Total Alkalinity as CaCO3 to pH 4.5	<2.2		5.0	2.2	mg/L			08/03/23 22:53	1
Bicarbonate Alkalinity as CaCO3	<5.0		5.0	5.0	mg/L			08/03/23 22:53	1
Carbonate Alkalinity as CaCO3	<5.0		5.0	5.0	mg/L			08/03/23 22:53	1

Lab Sample ID: LCS 680-791778/6
Matrix: Water
Analysis Batch: 791778

Client Sample ID: Lab Control Sample
Prep Type: Total/NA

Analyte	Spike Added	LCS Result	LCS Qualifier	Unit	D	%Rec	%Rec Limits
Total Alkalinity as CaCO3 to pH 4.5	250	242		mg/L		97	90 - 112

Lab Sample ID: LCSD 680-791778/30
Matrix: Water
Analysis Batch: 791778

Client Sample ID: Lab Control Sample Dup
Prep Type: Total/NA

Analyte	Spike Added	LCSD Result	LCSD Qualifier	Unit	D	%Rec	%Rec Limits	RPD	Limit
Total Alkalinity as CaCO3 to pH 4.5	250	248		mg/L		99	90 - 112	2	30

Eurofins Savannah

QC Sample Results

Client: Southern Company
Project/Site: CCR - Plant Scherer AP1 PZs

Job ID: 680-238493-1

Method: 2320B-2011 - Alkalinity, Total (Continued)

Lab Sample ID: 680-238490-G-2 DU
Matrix: Water
Analysis Batch: 791778

Client Sample ID: Duplicate
Prep Type: Total/NA

Analyte	Sample	Sample	DU	DU	Unit	D	RPD	Limit
	Result	Qualifier	Result	Qualifier				
Total Alkalinity as CaCO3 to pH 4.5	64		61.1		mg/L		4	30
Bicarbonate Alkalinity as CaCO3	64		61.1		mg/L		4	30
Carbonate Alkalinity as CaCO3	<5.0		<5.0		mg/L		NC	30

Method: 2540C-2011 - Total Dissolved Solids (Dried at 180 °C)

Lab Sample ID: MB 680-791596/1
Matrix: Water
Analysis Batch: 791596

Client Sample ID: Method Blank
Prep Type: Total/NA

Analyte	MB	MB	RL	MDL	Unit	D	Prepared	Analyzed	Dil Fac
	Result	Qualifier							
Total Dissolved Solids	<10		10	10	mg/L			08/03/23 10:39	1

Lab Sample ID: LCS 680-791596/2
Matrix: Water
Analysis Batch: 791596

Client Sample ID: Lab Control Sample
Prep Type: Total/NA

Analyte	Spike Added	LCS Result	LCS Qualifier	Unit	D	%Rec	%Rec Limits

Lab Sample ID: LCSD 680-791596/3
Matrix: Water
Analysis Batch: 791596

Client Sample ID: Lab Control Sample Dup
Prep Type: Total/NA

Analyte	Spike Added	LCSD Result	LCSD Qualifier	Unit	D	%Rec	%Rec Limits	RPD	Limit

Lab Sample ID: 680-238493-3 DU
Matrix: Water
Analysis Batch: 791596

Client Sample ID: SCH-PZ-401
Prep Type: Total/NA

Analyte	Sample	Sample	DU	DU	Unit	D	RPD	Limit
	Result	Qualifier	Result	Qualifier				
Total Dissolved Solids	1200		1100		mg/L		4	5

Method: 9034 - Sulfide, Acid Soluble and Insoluble (Titrimetric)

Lab Sample ID: MB 680-792132/1-A
Matrix: Water
Analysis Batch: 792170

Client Sample ID: Method Blank
Prep Type: Total/NA
Prep Batch: 792132

Analyte	MB	MB	RL	MDL	Unit	D	Prepared	Analyzed	Dil Fac
	Result	Qualifier							
Sulfide	<10		10	10	mg/L		08/07/23 12:44	08/07/23 14:30	1

Lab Sample ID: LCS 680-792132/2-A
Matrix: Water
Analysis Batch: 792170

Client Sample ID: Lab Control Sample
Prep Type: Total/NA
Prep Batch: 792132

Analyte	Spike Added	LCS Result	LCS Qualifier	Unit	D	%Rec	%Rec Limits

Eurofins Savannah

QC Sample Results

Client: Southern Company
 Project/Site: CCR - Plant Scherer AP1 PZs

Job ID: 680-238493-1

Method: 9034 - Sulfide, Acid Soluble and Insoluble (Titrimetric) (Continued)

Lab Sample ID: LCSD 680-792132/3-A
Matrix: Water
Analysis Batch: 792170

Client Sample ID: Lab Control Sample Dup
Prep Type: Total/NA
Prep Batch: 792132

Analyte	Spike Added	LCSD Result	LCSD Qualifier	Unit	D	%Rec	%Rec Limits	RPD	RPD Limit
Sulfide	208	169		mg/L		81	50 - 150	33	50

Lab Sample ID: 680-238490-E-2-B MS
Matrix: Water
Analysis Batch: 792170

Client Sample ID: Matrix Spike
Prep Type: Total/NA
Prep Batch: 792132

Analyte	Sample Result	Sample Qualifier	Spike Added	MS Result	MS Qualifier	Unit	D	%Rec	%Rec Limits	RPD	RPD Limit
Sulfide	<10	F1	208	34.0	F1	mg/L		16	50 - 150		

Lab Sample ID: 680-238490-E-2-C MSD
Matrix: Water
Analysis Batch: 792170

Client Sample ID: Matrix Spike Duplicate
Prep Type: Total/NA
Prep Batch: 792132

Analyte	Sample Result	Sample Qualifier	Spike Added	MSD Result	MSD Qualifier	Unit	D	%Rec	%Rec Limits	RPD	RPD Limit
Sulfide	<10	F1	208	36.6	F1	mg/L		18	50 - 150	7	50

Lab Sample ID: 680-238490-F-1-B DU
Matrix: Water
Analysis Batch: 792170

Client Sample ID: Duplicate
Prep Type: Total/NA
Prep Batch: 792132

Analyte	Sample Result	Sample Qualifier	DU Result	DU Qualifier	Unit	D	%Rec	%Rec Limits	RPD	RPD Limit
Sulfide	<10		<10		mg/L				NC	50

QC Association Summary

Client: Southern Company
Project/Site: CCR - Plant Scherer AP1 PZs

Job ID: 680-238493-1

HPLC/IC

Analysis Batch: 791335

Lab Sample ID	Client Sample ID	Prep Type	Matrix	Method	Prep Batch
680-238493-1	SCH-PZ-14S	Total/NA	Water	300.0-1993 R2.1	
680-238493-2	SCH-PZ-17I	Total/NA	Water	300.0-1993 R2.1	
680-238493-3	SCH-PZ-40I	Total/NA	Water	300.0-1993 R2.1	
MB 680-791335/63	Method Blank	Total/NA	Water	300.0-1993 R2.1	
LCS 680-791335/64	Lab Control Sample	Total/NA	Water	300.0-1993 R2.1	
LCSD 680-791335/65	Lab Control Sample Dup	Total/NA	Water	300.0-1993 R2.1	
680-238481-A-1 MS	Matrix Spike	Total/NA	Water	300.0-1993 R2.1	
680-238481-A-1 MSD	Matrix Spike Duplicate	Total/NA	Water	300.0-1993 R2.1	

Analysis Batch: 791563

Lab Sample ID	Client Sample ID	Prep Type	Matrix	Method	Prep Batch
680-238493-3 - DL	SCH-PZ-40I	Total/NA	Water	300.0-1993 R2.1	
MB 680-791563/2	Method Blank	Total/NA	Water	300.0-1993 R2.1	
LCS 680-791563/4	Lab Control Sample	Total/NA	Water	300.0-1993 R2.1	
LCSD 680-791563/5	Lab Control Sample Dup	Total/NA	Water	300.0-1993 R2.1	
680-238490-H-5 MS	Matrix Spike	Total/NA	Water	300.0-1993 R2.1	
680-238490-H-5 MSD	Matrix Spike Duplicate	Total/NA	Water	300.0-1993 R2.1	

Metals

Prep Batch: 791512

Lab Sample ID	Client Sample ID	Prep Type	Matrix	Method	Prep Batch
680-238493-1	SCH-PZ-14S	Total Recoverable	Water	3005A	
680-238493-2	SCH-PZ-17I	Total Recoverable	Water	3005A	
MB 680-791512/1-A	Method Blank	Total Recoverable	Water	3005A	
LCS 680-791512/2-A	Lab Control Sample	Total Recoverable	Water	3005A	
680-238484-A-1-B MS	Matrix Spike	Total Recoverable	Water	3005A	
680-238484-A-1-C MSD	Matrix Spike Duplicate	Total Recoverable	Water	3005A	

Prep Batch: 791513

Lab Sample ID	Client Sample ID	Prep Type	Matrix	Method	Prep Batch
680-238493-3	SCH-PZ-40I	Total Recoverable	Water	3005A	
MB 680-791513/1-A	Method Blank	Total Recoverable	Water	3005A	
LCS 680-791513/2-A	Lab Control Sample	Total Recoverable	Water	3005A	
680-238484-A-2-B MS	Matrix Spike	Dissolved	Water	3005A	
680-238484-A-2-C MSD	Matrix Spike Duplicate	Dissolved	Water	3005A	

Analysis Batch: 791787

Lab Sample ID	Client Sample ID	Prep Type	Matrix	Method	Prep Batch
680-238493-1	SCH-PZ-14S	Total Recoverable	Water	6020B	791512
680-238493-2	SCH-PZ-17I	Total Recoverable	Water	6020B	791512
680-238493-3	SCH-PZ-40I	Total Recoverable	Water	6020B	791513
MB 680-791512/1-A	Method Blank	Total Recoverable	Water	6020B	791512
MB 680-791513/1-A	Method Blank	Total Recoverable	Water	6020B	791513
LCS 680-791512/2-A	Lab Control Sample	Total Recoverable	Water	6020B	791512
LCS 680-791513/2-A	Lab Control Sample	Total Recoverable	Water	6020B	791513
680-238484-A-1-B MS	Matrix Spike	Total Recoverable	Water	6020B	791512
680-238484-A-1-C MSD	Matrix Spike Duplicate	Total Recoverable	Water	6020B	791512
680-238484-A-2-B MS	Matrix Spike	Dissolved	Water	6020B	791513
680-238484-A-2-C MSD	Matrix Spike Duplicate	Dissolved	Water	6020B	791513

Eurofins Savannah

QC Association Summary

Client: Southern Company
Project/Site: CCR - Plant Scherer AP1 PZs

Job ID: 680-238493-1

Metals

Analysis Batch: 791932

Lab Sample ID	Client Sample ID	Prep Type	Matrix	Method	Prep Batch
680-238493-1	SCH-PZ-14S	Total Recoverable	Water	6020B	791512
680-238493-2	SCH-PZ-17I	Total Recoverable	Water	6020B	791512
680-238493-3	SCH-PZ-40I	Total Recoverable	Water	6020B	791513
MB 680-791512/1-A	Method Blank	Total Recoverable	Water	6020B	791512
LCS 680-791512/2-A	Lab Control Sample	Total Recoverable	Water	6020B	791512
680-238484-A-1-B MS	Matrix Spike	Total Recoverable	Water	6020B	791512
680-238484-A-1-C MSD	Matrix Spike Duplicate	Total Recoverable	Water	6020B	791512

Prep Batch: 792326

Lab Sample ID	Client Sample ID	Prep Type	Matrix	Method	Prep Batch
680-238493-1	SCH-PZ-14S	Total/NA	Water	7470A	
680-238493-2	SCH-PZ-17I	Total/NA	Water	7470A	
680-238493-3	SCH-PZ-40I	Total/NA	Water	7470A	
MB 680-792326/1-A	Method Blank	Total/NA	Water	7470A	
LCS 680-792326/2-A	Lab Control Sample	Total/NA	Water	7470A	
680-238493-3 MS	SCH-PZ-40I	Total/NA	Water	7470A	
680-238493-3 MSD	SCH-PZ-40I	Total/NA	Water	7470A	

Analysis Batch: 792548

Lab Sample ID	Client Sample ID	Prep Type	Matrix	Method	Prep Batch
680-238493-1	SCH-PZ-14S	Total/NA	Water	7470A	792326
680-238493-2	SCH-PZ-17I	Total/NA	Water	7470A	792326
680-238493-3	SCH-PZ-40I	Total/NA	Water	7470A	792326
MB 680-792326/1-A	Method Blank	Total/NA	Water	7470A	792326
LCS 680-792326/2-A	Lab Control Sample	Total/NA	Water	7470A	792326
680-238493-3 MS	SCH-PZ-40I	Total/NA	Water	7470A	792326
680-238493-3 MSD	SCH-PZ-40I	Total/NA	Water	7470A	792326

General Chemistry

Analysis Batch: 791596

Lab Sample ID	Client Sample ID	Prep Type	Matrix	Method	Prep Batch
680-238493-1	SCH-PZ-14S	Total/NA	Water	2540C-2011	
680-238493-2	SCH-PZ-17I	Total/NA	Water	2540C-2011	
680-238493-3	SCH-PZ-40I	Total/NA	Water	2540C-2011	
MB 680-791596/1	Method Blank	Total/NA	Water	2540C-2011	
LCS 680-791596/2	Lab Control Sample	Total/NA	Water	2540C-2011	
LCSD 680-791596/3	Lab Control Sample Dup	Total/NA	Water	2540C-2011	
680-238493-3 DU	SCH-PZ-40I	Total/NA	Water	2540C-2011	

Analysis Batch: 791778

Lab Sample ID	Client Sample ID	Prep Type	Matrix	Method	Prep Batch
680-238493-1	SCH-PZ-14S	Total/NA	Water	2320B-2011	
680-238493-2	SCH-PZ-17I	Total/NA	Water	2320B-2011	
680-238493-3	SCH-PZ-40I	Total/NA	Water	2320B-2011	
MB 680-791778/4	Method Blank	Total/NA	Water	2320B-2011	
LCS 680-791778/6	Lab Control Sample	Total/NA	Water	2320B-2011	
LCSD 680-791778/30	Lab Control Sample Dup	Total/NA	Water	2320B-2011	
680-238490-G-2 DU	Duplicate	Total/NA	Water	2320B-2011	

Eurofins Savannah

QC Association Summary

Client: Southern Company
Project/Site: CCR - Plant Scherer AP1 PZs

Job ID: 680-238493-1

General Chemistry

Prep Batch: 792132

Lab Sample ID	Client Sample ID	Prep Type	Matrix	Method	Prep Batch
680-238493-1	SCH-PZ-14S	Total/NA	Water	9030B	
680-238493-2	SCH-PZ-17I	Total/NA	Water	9030B	
680-238493-3	SCH-PZ-40I	Total/NA	Water	9030B	
MB 680-792132/1-A	Method Blank	Total/NA	Water	9030B	
LCS 680-792132/2-A	Lab Control Sample	Total/NA	Water	9030B	
LCSD 680-792132/3-A	Lab Control Sample Dup	Total/NA	Water	9030B	
680-238490-E-2-B MS	Matrix Spike	Total/NA	Water	9030B	
680-238490-E-2-C MSD	Matrix Spike Duplicate	Total/NA	Water	9030B	
680-238490-F-1-B DU	Duplicate	Total/NA	Water	9030B	

Analysis Batch: 792170

Lab Sample ID	Client Sample ID	Prep Type	Matrix	Method	Prep Batch
680-238493-1	SCH-PZ-14S	Total/NA	Water	9034	792132
680-238493-2	SCH-PZ-17I	Total/NA	Water	9034	792132
680-238493-3	SCH-PZ-40I	Total/NA	Water	9034	792132
MB 680-792132/1-A	Method Blank	Total/NA	Water	9034	792132
LCS 680-792132/2-A	Lab Control Sample	Total/NA	Water	9034	792132
LCSD 680-792132/3-A	Lab Control Sample Dup	Total/NA	Water	9034	792132
680-238490-E-2-B MS	Matrix Spike	Total/NA	Water	9034	792132
680-238490-E-2-C MSD	Matrix Spike Duplicate	Total/NA	Water	9034	792132
680-238490-F-1-B DU	Duplicate	Total/NA	Water	9034	792132

Lab Chronicle

Client: Southern Company
 Project/Site: CCR - Plant Scherer AP1 PZs

Job ID: 680-238493-1

Client Sample ID: SCH-PZ-14S

Lab Sample ID: 680-238493-1

Date Collected: 08/01/23 16:48

Matrix: Water

Date Received: 08/02/23 11:24

Prep Type	Batch Type	Batch Method	Run	Dil Factor	Initial Amount	Final Amount	Batch Number	Prepared or Analyzed	Analyst	Lab
Total/NA	Analysis	300.0-1993 R2.1		1	5 mL	5 mL	791335	08/03/23 00:27	UI	EET SAV
Instrument ID: CICK										
Total Recoverable	Prep	3005A			25 mL	125 mL	791512	08/03/23 05:46	RR	EET SAV
Total Recoverable	Analysis	6020B		1			791787	08/03/23 18:07	BWR	EET SAV
Instrument ID: ICPMSC										
Total Recoverable	Prep	3005A			25 mL	125 mL	791512	08/03/23 05:46	RR	EET SAV
Total Recoverable	Analysis	6020B		1			791932	08/04/23 16:07	BWR	EET SAV
Instrument ID: ICPMSC										
Total/NA	Prep	7470A			50 mL	50 mL	792326	08/08/23 11:57	DW	EET SAV
Total/NA	Analysis	7470A		1			792548	08/09/23 11:48	BJB	EET SAV
Instrument ID: QuickTrace2										
Total/NA	Analysis	2320B-2011		1			791778	08/04/23 02:24	PG	EET SAV
Instrument ID: MANTECH 2										
Total/NA	Analysis	2540C-2011		1	200 mL	200 mL	791596	08/03/23 10:39	PG	EET SAV
Instrument ID: NOEQUIP										
Total/NA	Prep	9030B			6 mL	6 mL	792132	08/07/23 12:44	JAS	EET SAV
Total/NA	Analysis	9034		1	6 mL	6 mL	792170	08/07/23 14:30	JAS	EET SAV
Instrument ID: NoEquip										

Client Sample ID: SCH-PZ-17I

Lab Sample ID: 680-238493-2

Date Collected: 08/01/23 16:00

Matrix: Water

Date Received: 08/02/23 11:24

Prep Type	Batch Type	Batch Method	Run	Dil Factor	Initial Amount	Final Amount	Batch Number	Prepared or Analyzed	Analyst	Lab
Total/NA	Analysis	300.0-1993 R2.1		1	5 mL	5 mL	791335	08/03/23 00:39	UI	EET SAV
Instrument ID: CICK										
Total Recoverable	Prep	3005A			25 mL	125 mL	791512	08/03/23 05:46	RR	EET SAV
Total Recoverable	Analysis	6020B		1			791787	08/03/23 17:59	BWR	EET SAV
Instrument ID: ICPMSC										
Total Recoverable	Prep	3005A			25 mL	125 mL	791512	08/03/23 05:46	RR	EET SAV
Total Recoverable	Analysis	6020B		1			791932	08/04/23 15:59	BWR	EET SAV
Instrument ID: ICPMSC										
Total/NA	Prep	7470A			50 mL	50 mL	792326	08/08/23 11:57	DW	EET SAV
Total/NA	Analysis	7470A		1			792548	08/09/23 11:50	BJB	EET SAV
Instrument ID: QuickTrace2										
Total/NA	Analysis	2320B-2011		1			791778	08/04/23 02:40	PG	EET SAV
Instrument ID: MANTECH 2										
Total/NA	Analysis	2540C-2011		1	50 mL	200 mL	791596	08/03/23 10:39	PG	EET SAV
Instrument ID: NOEQUIP										
Total/NA	Prep	9030B			6 mL	6 mL	792132	08/07/23 12:44	JAS	EET SAV
Total/NA	Analysis	9034		1	6 mL	6 mL	792170	08/07/23 14:30	JAS	EET SAV
Instrument ID: NoEquip										

Eurofins Savannah

Lab Chronicle

Client: Southern Company
 Project/Site: CCR - Plant Scherer AP1 PZs

Job ID: 680-238493-1

Client Sample ID: SCH-PZ-40I

Lab Sample ID: 680-238493-3

Date Collected: 08/01/23 14:10

Matrix: Water

Date Received: 08/02/23 11:24

Prep Type	Batch Type	Batch Method	Run	Dil Factor	Initial Amount	Final Amount	Batch Number	Prepared or Analyzed	Analyst	Lab
Total/NA	Analysis	300.0-1993 R2.1		1	5 mL	5 mL	791335	08/03/23 00:52	UI	EET SAV
Instrument ID: CICK										
Total/NA	Analysis	300.0-1993 R2.1	DL	10	5 mL	5 mL	791563	08/03/23 15:06	T1C	EET SAV
Instrument ID: CICK										
Total Recoverable	Prep	3005A			25 mL	125 mL	791513	08/03/23 05:51	RR	EET SAV
Total Recoverable	Analysis	6020B		1			791787	08/03/23 21:27	BWR	EET SAV
Instrument ID: ICPMSC										
Total Recoverable	Prep	3005A			25 mL	125 mL	791513	08/03/23 05:51	RR	EET SAV
Total Recoverable	Analysis	6020B		10			791932	08/04/23 16:11	BWR	EET SAV
Instrument ID: ICPMSC										
Total/NA	Prep	7470A			50 mL	50 mL	792326	08/08/23 11:57	DW	EET SAV
Total/NA	Analysis	7470A		1			792548	08/09/23 11:51	BJB	EET SAV
Instrument ID: QuickTrace2										
Total/NA	Analysis	2320B-2011		1			791778	08/04/23 02:32	PG	EET SAV
Instrument ID: MANTECH 2										
Total/NA	Analysis	2540C-2011		1	50 mL	200 mL	791596	08/03/23 10:39	PG	EET SAV
Instrument ID: NOEQUIP										
Total/NA	Prep	9030B			6 mL	6 mL	792132	08/07/23 12:44	JAS	EET SAV
Total/NA	Analysis	9034		1	6 mL	6 mL	792170	08/07/23 14:30	JAS	EET SAV
Instrument ID: NoEquip										

Laboratory References:

EET SAV = Eurofins Savannah, 5102 LaRoche Avenue, Savannah, GA 31404, TEL (912)354-7858

Accreditation/Certification Summary

Client: Southern Company
Project/Site: CCR - Plant Scherer AP1 PZs

Job ID: 680-238493-1

Laboratory: Eurofins Savannah

The accreditations/certifications listed below are applicable to this report.

Authority	Program	Identification Number	Expiration Date
Florida	NELAP	E87052	06-30-24
Georgia	State	E87052	06-30-24

1

2

3

4

5

6

7

8

9

10

11

12

Method Summary

Client: Southern Company
Project/Site: CCR - Plant Scherer AP1 PZs

Job ID: 680-238493-1

Method	Method Description	Protocol	Laboratory
300.0-1993 R2.1	Anions, Ion Chromatography	MCAWW	EET SAV
6020B	Metals (ICP/MS)	SW846	EET SAV
7470A	Mercury (CVAA)	SW846	EET SAV
2320B-2011	Alkalinity, Total	SM	EET SAV
2540C-2011	Total Dissolved Solids (Dried at 180 °C)	SM	EET SAV
9034	Sulfide, Acid Soluble and Insoluble (Titrimetric)	SW846	EET SAV
3005A	Preparation, Total Recoverable or Dissolved Metals	SW846	EET SAV
7470A	Preparation, Mercury	SW846	EET SAV
9030B	Sulfide, Distillation (Acid Soluble and Insoluble)	SW846	EET SAV

Protocol References:

MCAWW = "Methods For Chemical Analysis Of Water And Wastes", EPA-600/4-79-020, March 1983 And Subsequent Revisions.
SM = "Standard Methods For The Examination Of Water And Wastewater"
SW846 = "Test Methods For Evaluating Solid Waste, Physical/Chemical Methods", Third Edition, November 1986 And Its Updates.

Laboratory References:

EET SAV = Eurofins Savannah, 5102 LaRoche Avenue, Savannah, GA 31404, TEL (912)354-7858

TestAmerica Pittsburgh

301 Alpha Drive
 RIDC Park
 Pittsburgh, PA 15238-2907
 phone 412 963 7058 fax 412 963 2468

Chain of Custody Record



Regulatory Program: DW NPDES RCRA Other

TestAmerica Laboratories, Inc.

Client Contact	Project Manager: Dawn Prell	Site Contact: Dawn Prell	Date: 08/01/2023	COC No
Joju Abraham	Tel/Fax: 248-536-5445	Lab Contact: David Fuller	Carrier:	__1__ of __1__ COCs
Southern Company	Analysis Turnaround Time		Sampler	
241 Ralph McGill Blvd SE B10185	<input type="checkbox"/> CALENDAR DAYS <input type="checkbox"/> WORKING DAYS	Filtered Sample (Y/N) Perform MS / MSD (Y / N) App III metals: B, Ca App IV metals: Sb, As, Ba, Be, Cd, Cr, Co, Pb, Li, Hg, Mo, Se, Tl Radium 226 + 228 Mg, Na, K, Mn, Fe Sulfide HCO ₃ , CO ₃ Alkalinity Cl, F, SO ₄ , TDS	For Lab Use Only:	
Atlanta, GA 30308	TAT if different from Below ___3-5 days___		Walk-in Client	
JAbraham@southernco.com	<input type="checkbox"/> 2 weeks		Lab Sampling	
Project Name: CCR - Plant Scherer AP1 PZs	<input type="checkbox"/> 1 week		Job / SDG No	
Site Georgia	<input type="checkbox"/> 2 days			
Project #: 68027798	<input type="checkbox"/> 1 day			

Sample Identification	Sample Date	Sample Time	Sample Type (C=Comp, G=Grab)	Matrix	# of Cont.	Filtered Sample (Y/N)	Perform MS / MSD (Y / N)	App III metals: B, Ca	App IV metals: Sb, As, Ba, Be, Cd, Cr, Co, Pb, Li, Hg, Mo, Se, Tl	Radium 226 + 228	Mg, Na, K, Mn, Fe	Sulfide	HCO ₃ , CO ₃ Alkalinity	Cl, F, SO ₄ , TDS	Sample Specific Notes
SCH-PZ-14S	8/1/2023	16.48	G	WG	8	N	N	X	X	X	X	X	X	X	
SCH-PZ-17I	8/1/2023	16.00	G	WG	8	N	N	X	X	X	X	X	X	X	
SCH-PZ-40I	8/1/2023	14 10	G	WG	8	N	N	X	X	X	X	X	X	X	



Preservation Used: 1= Ice, 2= HCl; 3= H₂SO₄; 4=HNO₃; 5=NaOH; 6= Other _____

Possible Hazard Identification:
 Are any samples from a listed EPA Hazardous Waste? Please List any EPA Waste Codes for the sample in the Comments Section if the lab is to dispose of the sample

Non-Hazard Flammable Skin Irritant Poison B Unknown

Sample Disposal (A fee may be assessed if samples are retained longer than 1 month)
 Return to Client Disposal by Lab Archive for _____ Months

Special Instructions/QC Requirements & Comments: SCH-CCR-ASSMT-2023S2

Custody Seals Intact <input type="checkbox"/> Yes <input type="checkbox"/> No	Custody Seal No	Cooler Temp (°C) Obs'd	Corr'd	Therm ID No
Relinquished by: <i>MARK MANN / [Signature]</i>	Company: <i>WSP</i>	Date/Time: <i>8/2/23 8:00</i>	Received by: <i>MICHAEL GERMANN</i>	Company: <i>Corv New</i> Date/Time: <i>8/2/23 8:00 AM</i>
Relinquished by:	Company:	Date/Time:	Received by: <i>[Signature]</i>	Company: Date/Time: <i>8/2/23 11:24</i>
Relinquished by:	Company:	Date/Time:	Received in Laboratory by:	Company: Date/Time:

Login Sample Receipt Checklist

Client: Southern Company

Job Number: 680-238493-1

Login Number: 238493

List Source: Eurofins Savannah

List Number: 1

Creator: Padayao, Abigail

Question	Answer	Comment
Radioactivity wasn't checked or is \leq background as measured by a survey meter.	N/A	
The cooler's custody seal, if present, is intact.	True	
Sample custody seals, if present, are intact.	True	
The cooler or samples do not appear to have been compromised or tampered with.	True	
Samples were received on ice.	True	
Cooler Temperature is acceptable.	True	
Cooler Temperature is recorded.	True	
COC is present.	True	
COC is filled out in ink and legible.	True	
COC is filled out with all pertinent information.	True	
Is the Field Sampler's name present on COC?	True	
There are no discrepancies between the containers received and the COC.	False	Received 2 extra Ra 226/228 bottles for PV-40I
Samples are received within Holding Time (excluding tests with immediate HTs)	True	
Sample containers have legible labels.	True	
Containers are not broken or leaking.	True	
Sample collection date/times are provided.	True	
Appropriate sample containers are used.	True	
Sample bottles are completely filled.	True	
Sample Preservation Verified.	True	
There is sufficient vol. for all requested analyses, incl. any requested MS/MSDs	True	
Containers requiring zero headspace have no headspace or bubble is <math><6\text{mm}</math> (1/4").	True	
Multiphasic samples are not present.	True	
Samples do not require splitting or compositing.	True	
Residual Chlorine Checked.	N/A	



ANALYTICAL REPORT

PREPARED FOR

Attn: Joju Abraham
Southern Company
241 Ralph McGill Blvd SE
B10185
Atlanta, Georgia 30308

Generated 8/16/2023 9:37:36 AM

JOB DESCRIPTION

CCR - Plant Scherer AP1 PZs

JOB NUMBER

680-238568-1

Eurofins Savannah

Job Notes

This report may not be reproduced except in full, and with written approval from the laboratory. The results relate only to the samples tested. For questions please contact the Project Manager at the e-mail address or telephone number listed on this page.

The test results in this report relate only to the samples as received by the laboratory and will meet all requirements of the methodology, with any exceptions noted. This report shall not be reproduced except in full, without the express written approval of the laboratory. All questions should be directed to the Eurofins Environment Testing Southeast, LLC Project Manager.

Authorization



Generated
8/16/2023 9:37:36 AM

Authorized for release by
David Fuller, Project Manager
David.Fuller@et.eurofinsus.com
(770)344-8986

Definitions/Glossary

Client: Southern Company
Project/Site: CCR - Plant Scherer AP1 PZs

Job ID: 680-238568-1

Qualifiers

HPLC/IC

Qualifier	Qualifier Description
J	Result is less than the RL but greater than or equal to the MDL and the concentration is an approximate value.

Metals

Qualifier	Qualifier Description
4	MS, MSD: The analyte present in the original sample is greater than 4 times the matrix spike concentration; therefore, control limits are not applicable.
F1	MS and/or MSD recovery exceeds control limits.
J	Result is less than the RL but greater than or equal to the MDL and the concentration is an approximate value.

General Chemistry

Qualifier	Qualifier Description
F1	MS and/or MSD recovery exceeds control limits.

Glossary

Abbreviation	These commonly used abbreviations may or may not be present in this report.
α	Listed under the "D" column to designate that the result is reported on a dry weight basis
%R	Percent Recovery
CFL	Contains Free Liquid
CFU	Colony Forming Unit
CNF	Contains No Free Liquid
DER	Duplicate Error Ratio (normalized absolute difference)
Dil Fac	Dilution Factor
DL	Detection Limit (DoD/DOE)
DL, RA, RE, IN	Indicates a Dilution, Re-analysis, Re-extraction, or additional Initial metals/anion analysis of the sample
DLC	Decision Level Concentration (Radiochemistry)
EDL	Estimated Detection Limit (Dioxin)
LOD	Limit of Detection (DoD/DOE)
LOQ	Limit of Quantitation (DoD/DOE)
MCL	EPA recommended "Maximum Contaminant Level"
MDA	Minimum Detectable Activity (Radiochemistry)
MDC	Minimum Detectable Concentration (Radiochemistry)
MDL	Method Detection Limit
ML	Minimum Level (Dioxin)
MPN	Most Probable Number
MQL	Method Quantitation Limit
NC	Not Calculated
ND	Not Detected at the reporting limit (or MDL or EDL if shown)
NEG	Negative / Absent
POS	Positive / Present
PQL	Practical Quantitation Limit
PRES	Presumptive
QC	Quality Control
RER	Relative Error Ratio (Radiochemistry)
RL	Reporting Limit or Requested Limit (Radiochemistry)
RPD	Relative Percent Difference, a measure of the relative difference between two points
TEF	Toxicity Equivalent Factor (Dioxin)
TEQ	Toxicity Equivalent Quotient (Dioxin)
TNTC	Too Numerous To Count

Sample Summary

Client: Southern Company
Project/Site: CCR - Plant Scherer AP1 PZs

Job ID: 680-238568-1

Lab Sample ID	Client Sample ID	Matrix	Collected	Received
680-238568-1	SCH-PZ-13S	Water	08/02/23 16:59	08/03/23 11:30
680-238568-2	SCH-PZ-39S	Water	08/02/23 13:47	08/03/23 11:30
680-238568-3	SCH-PZ-41S	Water	08/02/23 10:40	08/03/23 11:30
680-238568-4	SCH-PZ-42I	Water	08/02/23 13:29	08/03/23 11:30
680-238568-5	SCH-PZ-43S	Water	08/02/23 10:19	08/03/23 11:30
680-238568-6	SCH-PZ-44I	Water	08/02/23 11:32	08/03/23 11:30
680-238568-7	SCH-AP1-FD-3	Water	08/02/23 00:00	08/03/23 11:30
680-238568-8	SCH-AP1-EB-3	Water	08/02/23 14:12	08/03/23 11:30
680-238568-9	SCH-AP1-FB-3	Water	08/02/23 13:00	08/03/23 11:30
680-238568-10	SCH-PZ-69I	Water	08/02/23 11:54	08/03/23 11:30



Case Narrative

Client: Southern Company
Project/Site: CCR - Plant Scherer AP1 PZs

Job ID: 680-238568-1

Job ID: 680-238568-1

Laboratory: Eurofins Savannah

Narrative

Job Narrative 680-238568-1

Receipt

The samples were received on 8/3/2023 11:30 AM. Unless otherwise noted below, the samples arrived in good condition, and, where required, properly preserved and on ice. The temperatures of the 4 coolers at receipt time were 3.8°C, 4.3°C, 4.8°C and 5.3°C

HPLC/IC

No additional analytical or quality issues were noted, other than those described above or in the Definitions/ Glossary page.

Metals


No additional analytical or quality issues were noted, other than those described above or in the Definitions/ Glossary page.

General Chemistry

Method 2540C: A lesser volume of sample was used for the following samples due to the nature of the sample matrix resulting in elevated reporting limits: SCH-PZ-41S (680-238568-3), SCH-PZ-42I (680-238568-4), SCH-PZ-43S (680-238568-5), SCH-AP1-FD-3 (680-238568-7) and SCH-PZ-69I (680-238568-10).

Method 9034: The matrix spike / matrix spike duplicate (MS/MSD) recoveries for preparation batch 680-792132 and analytical batch 680-792170 were outside control limits for one or more analytes. See QC Sample Results for detail. Sample matrix interference and/or non-homogeneity are suspected because the associated laboratory control sample (LCS) recovery is within acceptance limits.

No additional analytical or quality issues were noted, other than those described above or in the Definitions/ Glossary page.



Client Sample Results

Client: Southern Company
 Project/Site: CCR - Plant Scherer AP1 PZs

Job ID: 680-238568-1

Client Sample ID: SCH-PZ-13S

Lab Sample ID: 680-238568-1

Date Collected: 08/02/23 16:59

Matrix: Water

Date Received: 08/03/23 11:30

Method: MCAWW 300.0-1993 R2.1 - Anions, Ion Chromatography

Analyte	Result	Qualifier	RL	MDL	Unit	D	Prepared	Analyzed	Dil Fac
Sulfate	0.50	J	1.0	0.40	mg/L			08/09/23 17:58	1
Fluoride	<0.040		0.10	0.040	mg/L			08/09/23 17:58	1
Chloride	9.7		1.0	0.20	mg/L			08/09/23 17:58	1

Method: SW846 6020B - Metals (ICP/MS) - Total Recoverable

Analyte	Result	Qualifier	RL	MDL	Unit	D	Prepared	Analyzed	Dil Fac
Antimony	0.00046	J	0.0020	0.00034	mg/L		08/04/23 05:48	08/05/23 14:41	1
Arsenic	<0.00086		0.0010	0.00086	mg/L		08/04/23 05:48	08/05/23 14:41	1
Barium	0.046		0.010	0.00089	mg/L		08/04/23 05:48	08/05/23 14:41	1
Beryllium	<0.00020		0.0025	0.00020	mg/L		08/04/23 05:48	08/05/23 14:41	1
Boron	<0.022		0.080	0.022	mg/L		08/04/23 05:48	08/07/23 15:17	1
Cadmium	<0.000078		0.0025	0.000078	mg/L		08/04/23 05:48	08/05/23 14:41	1
Calcium	4.9		0.50	0.14	mg/L		08/04/23 05:48	08/05/23 14:41	1
Chromium	0.0027		0.0020	0.0012	mg/L		08/04/23 05:48	08/05/23 14:41	1
Cobalt	0.0057		0.0025	0.00022	mg/L		08/04/23 05:48	08/05/23 14:41	1
Iron	0.097	J	0.10	0.012	mg/L		08/04/23 05:48	08/05/23 14:41	1
Lead	<0.00021		0.0010	0.00021	mg/L		08/04/23 05:48	08/05/23 14:41	1
Lithium	<0.0020		0.0050	0.0020	mg/L		08/04/23 05:48	08/05/23 14:41	1
Magnesium	1.6		0.50	0.023	mg/L		08/04/23 05:48	08/05/23 14:41	1
Manganese	0.071		0.0050	0.0022	mg/L		08/04/23 05:48	08/05/23 14:41	1
Molybdenum	<0.00086		0.015	0.00086	mg/L		08/04/23 05:48	08/05/23 14:41	1
Potassium	0.57		0.50	0.044	mg/L		08/04/23 05:48	08/05/23 14:41	1
Selenium	<0.00099		0.0050	0.00099	mg/L		08/04/23 05:48	08/05/23 14:41	1
Sodium	5.2		0.50	0.20	mg/L		08/04/23 05:48	08/05/23 14:41	1
Thallium	<0.00026		0.0010	0.00026	mg/L		08/04/23 05:48	08/05/23 14:41	1

Method: SW846 7470A - Mercury (CVAA)

Analyte	Result	Qualifier	RL	MDL	Unit	D	Prepared	Analyzed	Dil Fac
Mercury	0.00016	J	0.00020	0.000080	mg/L		08/08/23 12:02	08/09/23 09:53	1

General Chemistry

Analyte	Result	Qualifier	RL	MDL	Unit	D	Prepared	Analyzed	Dil Fac
Total Alkalinity as CaCO3 to pH 4.5 (SM 2320B-2011)	15		5.0	2.2	mg/L			08/04/23 16:23	1
Bicarbonate Alkalinity as CaCO3 (SM 2320B-2011)	15		5.0	5.0	mg/L			08/04/23 16:23	1
Carbonate Alkalinity as CaCO3 (SM 2320B-2011)	<5.0		5.0	5.0	mg/L			08/04/23 16:23	1
Total Dissolved Solids (SM 2540C-2011)	55		10	10	mg/L			08/07/23 12:07	1
Sulfide (SW846 9034)	<10		10	10	mg/L		08/07/23 12:44	08/07/23 14:30	1

Client Sample ID: SCH-PZ-39S

Lab Sample ID: 680-238568-2

Date Collected: 08/02/23 13:47

Matrix: Water

Date Received: 08/03/23 11:30

Method: MCAWW 300.0-1993 R2.1 - Anions, Ion Chromatography

Analyte	Result	Qualifier	RL	MDL	Unit	D	Prepared	Analyzed	Dil Fac
Sulfate	36		1.0	0.40	mg/L			08/09/23 18:36	1
Fluoride	0.040	J	0.10	0.040	mg/L			08/09/23 18:36	1
Chloride	6.2		1.0	0.20	mg/L			08/09/23 18:36	1

Eurofins Savannah

Client Sample Results

Client: Southern Company
Project/Site: CCR - Plant Scherer AP1 PZs

Job ID: 680-238568-1

Client Sample ID: SCH-PZ-39S

Lab Sample ID: 680-238568-2

Date Collected: 08/02/23 13:47

Matrix: Water

Date Received: 08/03/23 11:30

Method: SW846 6020B - Metals (ICP/MS) - Total Recoverable

Analyte	Result	Qualifier	RL	MDL	Unit	D	Prepared	Analyzed	Dil Fac
Antimony	<0.00034		0.0020	0.00034	mg/L		08/04/23 05:48	08/05/23 14:37	1
Arsenic	<0.00086		0.0010	0.00086	mg/L		08/04/23 05:48	08/05/23 14:37	1
Barium	0.043		0.010	0.00089	mg/L		08/04/23 05:48	08/05/23 14:37	1
Beryllium	<0.00020		0.0025	0.00020	mg/L		08/04/23 05:48	08/05/23 14:37	1
Boron	<0.022		0.080	0.022	mg/L		08/04/23 05:48	08/07/23 15:13	1
Cadmium	<0.000078		0.0025	0.000078	mg/L		08/04/23 05:48	08/05/23 14:37	1
Calcium	24		0.50	0.14	mg/L		08/04/23 05:48	08/05/23 14:37	1
Chromium	0.026		0.0020	0.0012	mg/L		08/04/23 05:48	08/05/23 14:37	1
Cobalt	0.00033	J	0.0025	0.00022	mg/L		08/04/23 05:48	08/05/23 14:37	1
Iron	0.040	J	0.10	0.012	mg/L		08/04/23 05:48	08/05/23 14:37	1
Lead	<0.00021		0.0010	0.00021	mg/L		08/04/23 05:48	08/05/23 14:37	1
Lithium	0.0063		0.0050	0.0020	mg/L		08/04/23 05:48	08/05/23 14:37	1
Magnesium	9.6		0.50	0.023	mg/L		08/04/23 05:48	08/05/23 14:37	1
Manganese	0.15		0.0050	0.0022	mg/L		08/04/23 05:48	08/05/23 14:37	1
Molybdenum	0.0011	J	0.015	0.00086	mg/L		08/04/23 05:48	08/05/23 14:37	1
Potassium	1.8		0.50	0.044	mg/L		08/04/23 05:48	08/05/23 14:37	1
Selenium	0.0014	J	0.0050	0.00099	mg/L		08/04/23 05:48	08/05/23 14:37	1
Sodium	7.3		0.50	0.20	mg/L		08/04/23 05:48	08/05/23 14:37	1
Thallium	<0.00026		0.0010	0.00026	mg/L		08/04/23 05:48	08/05/23 14:37	1

Method: SW846 7470A - Mercury (CVAA)

Analyte	Result	Qualifier	RL	MDL	Unit	D	Prepared	Analyzed	Dil Fac
Mercury	<0.000080		0.00020	0.000080	mg/L		08/08/23 12:02	08/09/23 09:55	1

General Chemistry

Analyte	Result	Qualifier	RL	MDL	Unit	D	Prepared	Analyzed	Dil Fac
Total Alkalinity as CaCO3 to pH 4.5 (SM 2320B-2011)	66		5.0	2.2	mg/L			08/04/23 16:32	1
Bicarbonate Alkalinity as CaCO3 (SM 2320B-2011)	66		5.0	5.0	mg/L			08/04/23 16:32	1
Carbonate Alkalinity as CaCO3 (SM 2320B-2011)	<5.0		5.0	5.0	mg/L			08/04/23 16:32	1
Total Dissolved Solids (SM 2540C-2011)	160		10	10	mg/L			08/07/23 12:07	1
Sulfide (SW846 9034)	<10		10	10	mg/L		08/07/23 12:44	08/07/23 14:30	1

Client Sample ID: SCH-PZ-41S

Lab Sample ID: 680-238568-3

Date Collected: 08/02/23 10:40

Matrix: Water

Date Received: 08/03/23 11:30

Method: MCAWW 300.0-1993 R2.1 - Anions, Ion Chromatography

Analyte	Result	Qualifier	RL	MDL	Unit	D	Prepared	Analyzed	Dil Fac
Fluoride	<0.040		0.10	0.040	mg/L			08/09/23 18:49	1
Chloride	7.6		1.0	0.20	mg/L			08/09/23 18:49	1

Method: MCAWW 300.0-1993 R2.1 - Anions, Ion Chromatography - DL

Analyte	Result	Qualifier	RL	MDL	Unit	D	Prepared	Analyzed	Dil Fac
Sulfate	630		10	4.0	mg/L			08/10/23 13:14	10

Method: SW846 6020B - Metals (ICP/MS) - Total Recoverable

Analyte	Result	Qualifier	RL	MDL	Unit	D	Prepared	Analyzed	Dil Fac
Antimony	<0.00034		0.0020	0.00034	mg/L		08/04/23 05:48	08/05/23 14:45	1

Eurofins Savannah

Client Sample Results

Client: Southern Company
 Project/Site: CCR - Plant Scherer AP1 PZs

Job ID: 680-238568-1

Client Sample ID: SCH-PZ-41S

Lab Sample ID: 680-238568-3

Date Collected: 08/02/23 10:40

Matrix: Water

Date Received: 08/03/23 11:30

Method: SW846 6020B - Metals (ICP/MS) - Total Recoverable (Continued)

Analyte	Result	Qualifier	RL	MDL	Unit	D	Prepared	Analyzed	Dil Fac
Arsenic	<0.00086		0.0010	0.00086	mg/L		08/04/23 05:48	08/05/23 14:45	1
Barium	0.023		0.010	0.00089	mg/L		08/04/23 05:48	08/05/23 14:45	1
Beryllium	<0.00020		0.0025	0.00020	mg/L		08/04/23 05:48	08/05/23 14:45	1
Boron	3.5		0.32	0.088	mg/L		08/04/23 05:48	08/07/23 15:21	4
Cadmium	<0.000078		0.0025	0.000078	mg/L		08/04/23 05:48	08/05/23 14:45	1
Calcium	130		0.50	0.14	mg/L		08/04/23 05:48	08/05/23 14:45	1
Chromium	0.0056		0.0020	0.0012	mg/L		08/04/23 05:48	08/05/23 14:45	1
Cobalt	0.00036	J	0.0025	0.00022	mg/L		08/04/23 05:48	08/05/23 14:45	1
Iron	0.017	J	0.10	0.012	mg/L		08/04/23 05:48	08/05/23 14:45	1
Lead	<0.00021		0.0010	0.00021	mg/L		08/04/23 05:48	08/05/23 14:45	1
Lithium	<0.0020		0.0050	0.0020	mg/L		08/04/23 05:48	08/05/23 14:45	1
Magnesium	50		0.50	0.023	mg/L		08/04/23 05:48	08/05/23 14:45	1
Manganese	0.0043	J	0.0050	0.0022	mg/L		08/04/23 05:48	08/05/23 14:45	1
Molybdenum	<0.00086		0.015	0.00086	mg/L		08/04/23 05:48	08/05/23 14:45	1
Potassium	4.0		0.50	0.044	mg/L		08/04/23 05:48	08/05/23 14:45	1
Selenium	0.0069		0.0050	0.00099	mg/L		08/04/23 05:48	08/05/23 14:45	1
Sodium	54		0.50	0.20	mg/L		08/04/23 05:48	08/05/23 14:45	1
Thallium	<0.00026		0.0010	0.00026	mg/L		08/04/23 05:48	08/05/23 14:45	1

Method: SW846 7470A - Mercury (CVAA)

Analyte	Result	Qualifier	RL	MDL	Unit	D	Prepared	Analyzed	Dil Fac
Mercury	<0.000080		0.00020	0.000080	mg/L		08/08/23 12:02	08/09/23 09:56	1

General Chemistry

Analyte	Result	Qualifier	RL	MDL	Unit	D	Prepared	Analyzed	Dil Fac
Total Alkalinity as CaCO3 to pH 4.5 (SM 2320B-2011)	20		5.0	2.2	mg/L			08/04/23 17:02	1
Bicarbonate Alkalinity as CaCO3 (SM 2320B-2011)	20		5.0	5.0	mg/L			08/04/23 17:02	1
Carbonate Alkalinity as CaCO3 (SM 2320B-2011)	<5.0		5.0	5.0	mg/L			08/04/23 17:02	1
Total Dissolved Solids (SM 2540C-2011)	960		40	40	mg/L			08/07/23 12:07	1
Sulfide (SW846 9034)	<10		10	10	mg/L		08/07/23 12:44	08/07/23 14:30	1

Client Sample ID: SCH-PZ-42I

Lab Sample ID: 680-238568-4

Date Collected: 08/02/23 13:29

Matrix: Water

Date Received: 08/03/23 11:30

Method: MCAWW 300.0-1993 R2.1 - Anions, Ion Chromatography

Analyte	Result	Qualifier	RL	MDL	Unit	D	Prepared	Analyzed	Dil Fac
Sulfate	240		1.0	0.40	mg/L			08/09/23 19:02	1
Fluoride	0.053	J	0.10	0.040	mg/L			08/09/23 19:02	1
Chloride	12		1.0	0.20	mg/L			08/09/23 19:02	1

Method: SW846 6020B - Metals (ICP/MS) - Total Recoverable

Analyte	Result	Qualifier	RL	MDL	Unit	D	Prepared	Analyzed	Dil Fac
Antimony	<0.00034		0.0020	0.00034	mg/L		08/04/23 05:48	08/05/23 14:49	1
Arsenic	<0.00086		0.0010	0.00086	mg/L		08/04/23 05:48	08/05/23 14:49	1
Barium	0.050		0.010	0.00089	mg/L		08/04/23 05:48	08/05/23 14:49	1
Beryllium	<0.00020		0.0025	0.00020	mg/L		08/04/23 05:48	08/05/23 14:49	1
Boron	2.9		0.32	0.088	mg/L		08/04/23 05:48	08/07/23 15:25	4

Eurofins Savannah

Client Sample Results

Client: Southern Company
 Project/Site: CCR - Plant Scherer AP1 PZs

Job ID: 680-238568-1

Client Sample ID: SCH-PZ-42I

Lab Sample ID: 680-238568-4

Date Collected: 08/02/23 13:29

Matrix: Water

Date Received: 08/03/23 11:30

Method: SW846 6020B - Metals (ICP/MS) - Total Recoverable (Continued)

Analyte	Result	Qualifier	RL	MDL	Unit	D	Prepared	Analyzed	Dil Fac
Cadmium	<0.000078		0.0025	0.000078	mg/L		08/04/23 05:48	08/05/23 14:49	1
Calcium	66		0.50	0.14	mg/L		08/04/23 05:48	08/05/23 14:49	1
Chromium	<0.0012		0.0020	0.0012	mg/L		08/04/23 05:48	08/05/23 14:49	1
Cobalt	0.00041	J	0.0025	0.00022	mg/L		08/04/23 05:48	08/05/23 14:49	1
Iron	0.091	J	0.10	0.012	mg/L		08/04/23 05:48	08/05/23 14:49	1
Lead	<0.00021		0.0010	0.00021	mg/L		08/04/23 05:48	08/05/23 14:49	1
Lithium	0.0055		0.0050	0.0020	mg/L		08/04/23 05:48	08/05/23 14:49	1
Magnesium	27		0.50	0.023	mg/L		08/04/23 05:48	08/05/23 14:49	1
Manganese	0.16		0.0050	0.0022	mg/L		08/04/23 05:48	08/05/23 14:49	1
Molybdenum	0.0062	J	0.015	0.00086	mg/L		08/04/23 05:48	08/05/23 14:49	1
Potassium	3.7		0.50	0.044	mg/L		08/04/23 05:48	08/05/23 14:49	1
Selenium	<0.00099		0.0050	0.00099	mg/L		08/04/23 05:48	08/05/23 14:49	1
Sodium	28		0.50	0.20	mg/L		08/04/23 05:48	08/05/23 14:49	1
Thallium	<0.00026		0.0010	0.00026	mg/L		08/04/23 05:48	08/05/23 14:49	1

Method: SW846 7470A - Mercury (CVAA)

Analyte	Result	Qualifier	RL	MDL	Unit	D	Prepared	Analyzed	Dil Fac
Mercury	<0.000080		0.00020	0.000080	mg/L		08/08/23 12:02	08/09/23 09:58	1

General Chemistry

Analyte	Result	Qualifier	RL	MDL	Unit	D	Prepared	Analyzed	Dil Fac
Total Alkalinity as CaCO3 to pH 4.5 (SM 2320B-2011)	78		5.0	2.2	mg/L			08/04/23 17:46	1
Bicarbonate Alkalinity as CaCO3 (SM 2320B-2011)	78		5.0	5.0	mg/L			08/04/23 17:46	1
Carbonate Alkalinity as CaCO3 (SM 2320B-2011)	<5.0		5.0	5.0	mg/L			08/04/23 17:46	1
Total Dissolved Solids (SM 2540C-2011)	500		40	40	mg/L			08/07/23 12:07	1
Sulfide (SW846 9034)	17		10	10	mg/L		08/07/23 12:44	08/07/23 14:30	1

Client Sample ID: SCH-PZ-43S

Lab Sample ID: 680-238568-5

Date Collected: 08/02/23 10:19

Matrix: Water

Date Received: 08/03/23 11:30

Method: MCAWW 300.0-1993 R2.1 - Anions, Ion Chromatography

Analyte	Result	Qualifier	RL	MDL	Unit	D	Prepared	Analyzed	Dil Fac
Sulfate	150		1.0	0.40	mg/L			08/09/23 19:14	1
Fluoride	<0.040		0.10	0.040	mg/L			08/09/23 19:14	1
Chloride	8.2		1.0	0.20	mg/L			08/09/23 19:14	1

Method: SW846 6020B - Metals (ICP/MS) - Total Recoverable

Analyte	Result	Qualifier	RL	MDL	Unit	D	Prepared	Analyzed	Dil Fac
Antimony	<0.00034		0.0020	0.00034	mg/L		08/04/23 05:48	08/05/23 15:01	1
Arsenic	<0.00086		0.0010	0.00086	mg/L		08/04/23 05:48	08/05/23 15:01	1
Barium	0.074		0.010	0.00089	mg/L		08/04/23 05:48	08/05/23 15:01	1
Beryllium	<0.00020		0.0025	0.00020	mg/L		08/04/23 05:48	08/05/23 15:01	1
Boron	1.0		0.080	0.022	mg/L		08/04/23 05:48	08/07/23 15:37	1
Cadmium	<0.000078		0.0025	0.000078	mg/L		08/04/23 05:48	08/05/23 15:01	1
Calcium	50		0.50	0.14	mg/L		08/04/23 05:48	08/05/23 15:01	1
Chromium	0.0012	J	0.0020	0.0012	mg/L		08/04/23 05:48	08/05/23 15:01	1
Cobalt	<0.00022		0.0025	0.00022	mg/L		08/04/23 05:48	08/05/23 15:01	1

Eurofins Savannah

Client Sample Results

Client: Southern Company
 Project/Site: CCR - Plant Scherer AP1 PZs

Job ID: 680-238568-1

Client Sample ID: SCH-PZ-43S

Lab Sample ID: 680-238568-5

Date Collected: 08/02/23 10:19

Matrix: Water

Date Received: 08/03/23 11:30

Method: SW846 6020B - Metals (ICP/MS) - Total Recoverable (Continued)

Analyte	Result	Qualifier	RL	MDL	Unit	D	Prepared	Analyzed	Dil Fac
Iron	<0.012		0.10	0.012	mg/L		08/04/23 05:48	08/05/23 15:01	1
Lead	<0.00021		0.0010	0.00021	mg/L		08/04/23 05:48	08/05/23 15:01	1
Lithium	<0.0020		0.0050	0.0020	mg/L		08/04/23 05:48	08/05/23 15:01	1
Magnesium	15		0.50	0.023	mg/L		08/04/23 05:48	08/05/23 15:01	1
Manganese	0.0038	J	0.0050	0.0022	mg/L		08/04/23 05:48	08/05/23 15:01	1
Molybdenum	<0.00086		0.015	0.00086	mg/L		08/04/23 05:48	08/05/23 15:01	1
Potassium	3.4		0.50	0.044	mg/L		08/04/23 05:48	08/05/23 15:01	1
Selenium	<0.00099		0.0050	0.00099	mg/L		08/04/23 05:48	08/05/23 15:01	1
Sodium	12		0.50	0.20	mg/L		08/04/23 05:48	08/05/23 15:01	1
Thallium	<0.00026		0.0010	0.00026	mg/L		08/04/23 05:48	08/05/23 15:01	1

Method: SW846 7470A - Mercury (CVAA)

Analyte	Result	Qualifier	RL	MDL	Unit	D	Prepared	Analyzed	Dil Fac
Mercury	<0.000080		0.00020	0.000080	mg/L		08/08/23 12:02	08/09/23 09:59	1

General Chemistry

Analyte	Result	Qualifier	RL	MDL	Unit	D	Prepared	Analyzed	Dil Fac
Total Alkalinity as CaCO3 to pH 4.5 (SM 2320B-2011)	54		5.0	2.2	mg/L			08/04/23 17:36	1
Bicarbonate Alkalinity as CaCO3 (SM 2320B-2011)	54		5.0	5.0	mg/L			08/04/23 17:36	1
Carbonate Alkalinity as CaCO3 (SM 2320B-2011)	<5.0		5.0	5.0	mg/L			08/04/23 17:36	1
Total Dissolved Solids (SM 2540C-2011)	340		40	40	mg/L			08/07/23 12:07	1
Sulfide (SW846 9034)	19		10	10	mg/L		08/07/23 12:44	08/07/23 14:30	1

Client Sample ID: SCH-PZ-44I

Lab Sample ID: 680-238568-6

Date Collected: 08/02/23 11:32

Matrix: Water

Date Received: 08/03/23 11:30

Method: MCAWW 300.0-1993 R2.1 - Anions, Ion Chromatography

Analyte	Result	Qualifier	RL	MDL	Unit	D	Prepared	Analyzed	Dil Fac
Sulfate	0.53	J	1.0	0.40	mg/L			08/09/23 19:27	1
Fluoride	<0.040		0.10	0.040	mg/L			08/09/23 19:27	1
Chloride	2.6		1.0	0.20	mg/L			08/09/23 19:27	1

Method: SW846 6020B - Metals (ICP/MS) - Total Recoverable

Analyte	Result	Qualifier	RL	MDL	Unit	D	Prepared	Analyzed	Dil Fac
Antimony	<0.00034		0.0020	0.00034	mg/L		08/04/23 05:48	08/05/23 14:57	1
Arsenic	<0.00086		0.0010	0.00086	mg/L		08/04/23 05:48	08/05/23 14:57	1
Barium	0.0092	J	0.010	0.00089	mg/L		08/04/23 05:48	08/05/23 14:57	1
Beryllium	<0.00020		0.0025	0.00020	mg/L		08/04/23 05:48	08/05/23 14:57	1
Boron	0.037	J	0.080	0.022	mg/L		08/04/23 05:48	08/07/23 15:33	1
Cadmium	<0.000078		0.0025	0.000078	mg/L		08/04/23 05:48	08/05/23 14:57	1
Calcium	20		0.50	0.14	mg/L		08/04/23 05:48	08/05/23 14:57	1
Chromium	<0.0012		0.0020	0.0012	mg/L		08/04/23 05:48	08/05/23 14:57	1
Cobalt	0.0022	J	0.0025	0.00022	mg/L		08/04/23 05:48	08/05/23 14:57	1
Iron	0.29		0.10	0.012	mg/L		08/04/23 05:48	08/05/23 14:57	1
Lead	<0.00021		0.0010	0.00021	mg/L		08/04/23 05:48	08/05/23 14:57	1
Lithium	0.015		0.0050	0.0020	mg/L		08/04/23 05:48	08/05/23 14:57	1
Magnesium	9.8		0.50	0.023	mg/L		08/04/23 05:48	08/05/23 14:57	1

Eurofins Savannah

Client Sample Results

Client: Southern Company
Project/Site: CCR - Plant Scherer AP1 PZs

Job ID: 680-238568-1

Client Sample ID: SCH-PZ-44I

Lab Sample ID: 680-238568-6

Date Collected: 08/02/23 11:32

Matrix: Water

Date Received: 08/03/23 11:30

Method: SW846 6020B - Metals (ICP/MS) - Total Recoverable (Continued)

Analyte	Result	Qualifier	RL	MDL	Unit	D	Prepared	Analyzed	Dil Fac
Manganese	0.12		0.0050	0.0022	mg/L		08/04/23 05:48	08/05/23 14:57	1
Molybdenum	<0.00086		0.015	0.00086	mg/L		08/04/23 05:48	08/05/23 14:57	1
Potassium	2.2		0.50	0.044	mg/L		08/04/23 05:48	08/05/23 14:57	1
Selenium	<0.00099		0.0050	0.00099	mg/L		08/04/23 05:48	08/05/23 14:57	1
Sodium	5.7		0.50	0.20	mg/L		08/04/23 05:48	08/05/23 14:57	1
Thallium	<0.00026		0.0010	0.00026	mg/L		08/04/23 05:48	08/05/23 14:57	1

Method: SW846 7470A - Mercury (CVAA)

Analyte	Result	Qualifier	RL	MDL	Unit	D	Prepared	Analyzed	Dil Fac
Mercury	<0.000080		0.00020	0.000080	mg/L		08/08/23 12:02	08/09/23 10:04	1

General Chemistry

Analyte	Result	Qualifier	RL	MDL	Unit	D	Prepared	Analyzed	Dil Fac
Total Alkalinity as CaCO3 to pH 4.5 (SM 2320B-2011)	100		5.0	2.2	mg/L			08/04/23 16:15	1
Bicarbonate Alkalinity as CaCO3 (SM 2320B-2011)	100		5.0	5.0	mg/L			08/04/23 16:15	1
Carbonate Alkalinity as CaCO3 (SM 2320B-2011)	<5.0		5.0	5.0	mg/L			08/04/23 16:15	1
Total Dissolved Solids (SM 2540C-2011)	140		10	10	mg/L			08/07/23 12:07	1
Sulfide (SW846 9034)	<10		10	10	mg/L		08/07/23 12:44	08/07/23 14:30	1

Client Sample ID: SCH-AP1-FD-3

Lab Sample ID: 680-238568-7

Date Collected: 08/02/23 00:00

Matrix: Water

Date Received: 08/03/23 11:30

Method: MCAWW 300.0-1993 R2.1 - Anions, Ion Chromatography

Analyte	Result	Qualifier	RL	MDL	Unit	D	Prepared	Analyzed	Dil Fac
Fluoride	<0.040		0.10	0.040	mg/L			08/09/23 19:40	1
Chloride	7.7		1.0	0.20	mg/L			08/09/23 19:40	1

Method: MCAWW 300.0-1993 R2.1 - Anions, Ion Chromatography - DL

Analyte	Result	Qualifier	RL	MDL	Unit	D	Prepared	Analyzed	Dil Fac
Sulfate	630		10	4.0	mg/L			08/10/23 13:27	10

Method: SW846 6020B - Metals (ICP/MS) - Total Recoverable

Analyte	Result	Qualifier	RL	MDL	Unit	D	Prepared	Analyzed	Dil Fac
Antimony	<0.00034		0.0020	0.00034	mg/L		08/04/23 05:48	08/05/23 14:53	1
Arsenic	<0.00086		0.0010	0.00086	mg/L		08/04/23 05:48	08/05/23 14:53	1
Barium	0.024		0.010	0.00089	mg/L		08/04/23 05:48	08/05/23 14:53	1
Beryllium	<0.00020		0.0025	0.00020	mg/L		08/04/23 05:48	08/05/23 14:53	1
Boron	3.7		0.32	0.088	mg/L		08/04/23 05:48	08/07/23 15:29	4
Cadmium	0.000085	J	0.0025	0.000078	mg/L		08/04/23 05:48	08/05/23 14:53	1
Calcium	140		0.50	0.14	mg/L		08/04/23 05:48	08/05/23 14:53	1
Chromium	0.0061		0.0020	0.0012	mg/L		08/04/23 05:48	08/05/23 14:53	1
Cobalt	0.00036	J	0.0025	0.00022	mg/L		08/04/23 05:48	08/05/23 14:53	1
Iron	0.019	J	0.10	0.012	mg/L		08/04/23 05:48	08/05/23 14:53	1
Lead	<0.00021		0.0010	0.00021	mg/L		08/04/23 05:48	08/05/23 14:53	1
Lithium	<0.0020		0.0050	0.0020	mg/L		08/04/23 05:48	08/05/23 14:53	1
Magnesium	50		0.50	0.023	mg/L		08/04/23 05:48	08/05/23 14:53	1
Manganese	0.0042	J	0.0050	0.0022	mg/L		08/04/23 05:48	08/05/23 14:53	1

Eurofins Savannah

Client Sample Results

Client: Southern Company
Project/Site: CCR - Plant Scherer AP1 PZs

Job ID: 680-238568-1

Client Sample ID: SCH-AP1-FD-3

Lab Sample ID: 680-238568-7

Date Collected: 08/02/23 00:00

Matrix: Water

Date Received: 08/03/23 11:30

Method: SW846 6020B - Metals (ICP/MS) - Total Recoverable (Continued)

Analyte	Result	Qualifier	RL	MDL	Unit	D	Prepared	Analyzed	Dil Fac
Molybdenum	<0.00086		0.015	0.00086	mg/L		08/04/23 05:48	08/05/23 14:53	1
Potassium	4.1		0.50	0.044	mg/L		08/04/23 05:48	08/05/23 14:53	1
Selenium	0.0061		0.0050	0.00099	mg/L		08/04/23 05:48	08/05/23 14:53	1
Sodium	55		0.50	0.20	mg/L		08/04/23 05:48	08/05/23 14:53	1
Thallium	<0.00026		0.0010	0.00026	mg/L		08/04/23 05:48	08/05/23 14:53	1

Method: SW846 7470A - Mercury (CVAA)

Analyte	Result	Qualifier	RL	MDL	Unit	D	Prepared	Analyzed	Dil Fac
Mercury	<0.000080		0.00020	0.000080	mg/L		08/08/23 12:02	08/09/23 10:06	1

General Chemistry

Analyte	Result	Qualifier	RL	MDL	Unit	D	Prepared	Analyzed	Dil Fac
Total Alkalinity as CaCO3 to pH 4.5 (SM 2320B-2011)	15		5.0	2.2	mg/L			08/04/23 17:28	1
Bicarbonate Alkalinity as CaCO3 (SM 2320B-2011)	15		5.0	5.0	mg/L			08/04/23 17:28	1
Carbonate Alkalinity as CaCO3 (SM 2320B-2011)	<5.0		5.0	5.0	mg/L			08/04/23 17:28	1
Total Dissolved Solids (SM 2540C-2011)	970		40	40	mg/L			08/07/23 12:07	1
Sulfide (SW846 9034)	<10		10	10	mg/L		08/07/23 12:44	08/07/23 14:30	1

Client Sample ID: SCH-AP1-EB-3

Lab Sample ID: 680-238568-8

Date Collected: 08/02/23 14:12

Matrix: Water

Date Received: 08/03/23 11:30

Method: MCAWW 300.0-1993 R2.1 - Anions, Ion Chromatography

Analyte	Result	Qualifier	RL	MDL	Unit	D	Prepared	Analyzed	Dil Fac
Sulfate	0.40	J	1.0	0.40	mg/L			08/09/23 19:52	1
Fluoride	<0.040		0.10	0.040	mg/L			08/09/23 19:52	1
Chloride	<0.20		1.0	0.20	mg/L			08/09/23 19:52	1

Method: SW846 6020B - Metals (ICP/MS) - Total Recoverable

Analyte	Result	Qualifier	RL	MDL	Unit	D	Prepared	Analyzed	Dil Fac
Antimony	<0.00034		0.0020	0.00034	mg/L		08/04/23 05:48	08/05/23 14:33	1
Arsenic	<0.00086		0.0010	0.00086	mg/L		08/04/23 05:48	08/05/23 14:33	1
Barium	<0.00089		0.010	0.00089	mg/L		08/04/23 05:48	08/05/23 14:33	1
Beryllium	<0.00020		0.0025	0.00020	mg/L		08/04/23 05:48	08/05/23 14:33	1
Boron	<0.022		0.080	0.022	mg/L		08/04/23 05:48	08/07/23 15:09	1
Cadmium	<0.000078		0.0025	0.000078	mg/L		08/04/23 05:48	08/05/23 14:33	1
Calcium	<0.14		0.50	0.14	mg/L		08/04/23 05:48	08/05/23 14:33	1
Chromium	<0.0012		0.0020	0.0012	mg/L		08/04/23 05:48	08/05/23 14:33	1
Cobalt	<0.00022		0.0025	0.00022	mg/L		08/04/23 05:48	08/05/23 14:33	1
Iron	<0.012		0.10	0.012	mg/L		08/04/23 05:48	08/05/23 14:33	1
Lead	<0.00021		0.0010	0.00021	mg/L		08/04/23 05:48	08/05/23 14:33	1
Lithium	<0.0020		0.0050	0.0020	mg/L		08/04/23 05:48	08/05/23 14:33	1
Magnesium	<0.023		0.50	0.023	mg/L		08/04/23 05:48	08/05/23 14:33	1
Manganese	<0.0022		0.0050	0.0022	mg/L		08/04/23 05:48	08/05/23 14:33	1
Molybdenum	<0.00086		0.015	0.00086	mg/L		08/04/23 05:48	08/05/23 14:33	1
Potassium	<0.044		0.50	0.044	mg/L		08/04/23 05:48	08/05/23 14:33	1
Selenium	<0.00099		0.0050	0.00099	mg/L		08/04/23 05:48	08/05/23 14:33	1
Sodium	<0.20		0.50	0.20	mg/L		08/04/23 05:48	08/05/23 14:33	1

Eurofins Savannah

Client Sample Results

Client: Southern Company
 Project/Site: CCR - Plant Scherer AP1 PZs

Job ID: 680-238568-1

Client Sample ID: SCH-AP1-EB-3

Lab Sample ID: 680-238568-8

Date Collected: 08/02/23 14:12

Matrix: Water

Date Received: 08/03/23 11:30

Method: SW846 6020B - Metals (ICP/MS) - Total Recoverable (Continued)

Analyte	Result	Qualifier	RL	MDL	Unit	D	Prepared	Analyzed	Dil Fac
Thallium	<0.00026		0.0010	0.00026	mg/L		08/04/23 05:48	08/05/23 14:33	1

Method: SW846 7470A - Mercury (CVAA)

Analyte	Result	Qualifier	RL	MDL	Unit	D	Prepared	Analyzed	Dil Fac
Mercury	<0.000080		0.00020	0.000080	mg/L		08/08/23 12:02	08/09/23 10:07	1

General Chemistry

Analyte	Result	Qualifier	RL	MDL	Unit	D	Prepared	Analyzed	Dil Fac
Total Alkalinity as CaCO3 to pH 4.5 (SM 2320B-2011)	<2.2		5.0	2.2	mg/L			08/04/23 16:06	1
Bicarbonate Alkalinity as CaCO3 (SM 2320B-2011)	<5.0		5.0	5.0	mg/L			08/04/23 16:06	1
Carbonate Alkalinity as CaCO3 (SM 2320B-2011)	<5.0		5.0	5.0	mg/L			08/04/23 16:06	1
Total Dissolved Solids (SM 2540C-2011)	<10		10	10	mg/L			08/07/23 12:07	1
Sulfide (SW846 9034)	12		10	10	mg/L		08/07/23 12:44	08/07/23 14:30	1

Client Sample ID: SCH-AP1-FB-3

Lab Sample ID: 680-238568-9

Date Collected: 08/02/23 13:00

Matrix: Water

Date Received: 08/03/23 11:30

Method: MCAWW 300.0-1993 R2.1 - Anions, Ion Chromatography

Analyte	Result	Qualifier	RL	MDL	Unit	D	Prepared	Analyzed	Dil Fac
Sulfate	<0.40		1.0	0.40	mg/L			08/09/23 20:05	1
Fluoride	<0.040		0.10	0.040	mg/L			08/09/23 20:05	1
Chloride	<0.20		1.0	0.20	mg/L			08/09/23 20:05	1

Method: SW846 6020B - Metals (ICP/MS) - Total Recoverable

Analyte	Result	Qualifier	RL	MDL	Unit	D	Prepared	Analyzed	Dil Fac
Antimony	<0.00034		0.0020	0.00034	mg/L		08/04/23 05:48	08/05/23 14:29	1
Arsenic	<0.00086		0.0010	0.00086	mg/L		08/04/23 05:48	08/05/23 14:29	1
Barium	<0.00089		0.010	0.00089	mg/L		08/04/23 05:48	08/05/23 14:29	1
Beryllium	<0.00020		0.0025	0.00020	mg/L		08/04/23 05:48	08/05/23 14:29	1
Boron	<0.022		0.080	0.022	mg/L		08/04/23 05:48	08/07/23 15:05	1
Cadmium	<0.000078		0.0025	0.000078	mg/L		08/04/23 05:48	08/05/23 14:29	1
Calcium	<0.14		0.50	0.14	mg/L		08/04/23 05:48	08/05/23 14:29	1
Chromium	<0.0012		0.0020	0.0012	mg/L		08/04/23 05:48	08/05/23 14:29	1
Cobalt	<0.00022		0.0025	0.00022	mg/L		08/04/23 05:48	08/05/23 14:29	1
Iron	<0.012		0.10	0.012	mg/L		08/04/23 05:48	08/05/23 14:29	1
Lead	<0.00021		0.0010	0.00021	mg/L		08/04/23 05:48	08/05/23 14:29	1
Lithium	<0.0020		0.0050	0.0020	mg/L		08/04/23 05:48	08/05/23 14:29	1
Magnesium	<0.023		0.50	0.023	mg/L		08/04/23 05:48	08/05/23 14:29	1
Manganese	<0.0022		0.0050	0.0022	mg/L		08/04/23 05:48	08/05/23 14:29	1
Molybdenum	<0.00086		0.015	0.00086	mg/L		08/04/23 05:48	08/05/23 14:29	1
Potassium	<0.044		0.50	0.044	mg/L		08/04/23 05:48	08/05/23 14:29	1
Selenium	<0.00099		0.0050	0.00099	mg/L		08/04/23 05:48	08/05/23 14:29	1
Sodium	<0.20		0.50	0.20	mg/L		08/04/23 05:48	08/05/23 14:29	1
Thallium	<0.00026		0.0010	0.00026	mg/L		08/04/23 05:48	08/05/23 14:29	1

Client Sample Results

Client: Southern Company
Project/Site: CCR - Plant Scherer AP1 PZs

Job ID: 680-238568-1

Client Sample ID: SCH-AP1-FB-3

Lab Sample ID: 680-238568-9

Date Collected: 08/02/23 13:00

Matrix: Water

Date Received: 08/03/23 11:30

Method: SW846 7470A - Mercury (CVAA)

Analyte	Result	Qualifier	RL	MDL	Unit	D	Prepared	Analyzed	Dil Fac
Mercury	<0.000080		0.00020	0.000080	mg/L		08/08/23 12:02	08/09/23 10:09	1

General Chemistry

Analyte	Result	Qualifier	RL	MDL	Unit	D	Prepared	Analyzed	Dil Fac
Total Alkalinity as CaCO3 to pH 4.5 (SM 2320B-2011)	<2.2		5.0	2.2	mg/L			08/04/23 16:01	1
Bicarbonate Alkalinity as CaCO3 (SM 2320B-2011)	<5.0		5.0	5.0	mg/L			08/04/23 16:01	1
Carbonate Alkalinity as CaCO3 (SM 2320B-2011)	<5.0		5.0	5.0	mg/L			08/04/23 16:01	1
Total Dissolved Solids (SM 2540C-2011)	<10		10	10	mg/L			08/07/23 12:07	1
Sulfide (SW846 9034)	17		10	10	mg/L		08/07/23 12:44	08/07/23 14:30	1

Client Sample ID: SCH-PZ-69I

Lab Sample ID: 680-238568-10

Date Collected: 08/02/23 11:54

Matrix: Water

Date Received: 08/03/23 11:30

Method: MCAWW 300.0-1993 R2.1 - Anions, Ion Chromatography

Analyte	Result	Qualifier	RL	MDL	Unit	D	Prepared	Analyzed	Dil Fac
Sulfate	94		1.0	0.40	mg/L			08/09/23 20:18	1
Fluoride	0.087	J	0.10	0.040	mg/L			08/09/23 20:18	1
Chloride	8.2		1.0	0.20	mg/L			08/09/23 20:18	1

Method: SW846 6020B - Metals (ICP/MS) - Total Recoverable

Analyte	Result	Qualifier	RL	MDL	Unit	D	Prepared	Analyzed	Dil Fac
Antimony	<0.00034		0.0020	0.00034	mg/L		08/04/23 05:48	08/05/23 14:25	1
Arsenic	<0.00086		0.0010	0.00086	mg/L		08/04/23 05:48	08/05/23 14:25	1
Barium	0.17		0.010	0.00089	mg/L		08/04/23 05:48	08/05/23 14:25	1
Beryllium	<0.00020		0.0025	0.00020	mg/L		08/04/23 05:48	08/05/23 14:25	1
Boron	0.47		0.080	0.022	mg/L		08/04/23 05:48	08/07/23 15:01	1
Cadmium	<0.000078		0.0025	0.000078	mg/L		08/04/23 05:48	08/05/23 14:25	1
Calcium	46		0.50	0.14	mg/L		08/04/23 05:48	08/05/23 14:25	1
Chromium	<0.0012		0.0020	0.0012	mg/L		08/04/23 05:48	08/05/23 14:25	1
Cobalt	0.0032		0.0025	0.00022	mg/L		08/04/23 05:48	08/05/23 14:25	1
Iron	1.6		0.10	0.012	mg/L		08/04/23 05:48	08/05/23 14:25	1
Lead	<0.00021		0.0010	0.00021	mg/L		08/04/23 05:48	08/05/23 14:25	1
Lithium	<0.0020		0.0050	0.0020	mg/L		08/04/23 05:48	08/05/23 14:25	1
Magnesium	11		0.50	0.023	mg/L		08/04/23 05:48	08/05/23 14:25	1
Manganese	1.9		0.0050	0.0022	mg/L		08/04/23 05:48	08/05/23 14:25	1
Molybdenum	0.0011	J	0.015	0.00086	mg/L		08/04/23 05:48	08/05/23 14:25	1
Potassium	5.6		0.50	0.044	mg/L		08/04/23 05:48	08/05/23 14:25	1
Selenium	<0.00099		0.0050	0.00099	mg/L		08/04/23 05:48	08/05/23 14:25	1
Sodium	16		0.50	0.20	mg/L		08/04/23 05:48	08/05/23 14:25	1
Thallium	<0.00026		0.0010	0.00026	mg/L		08/04/23 05:48	08/05/23 14:25	1

Method: SW846 7470A - Mercury (CVAA)

Analyte	Result	Qualifier	RL	MDL	Unit	D	Prepared	Analyzed	Dil Fac
Mercury	<0.000080		0.00020	0.000080	mg/L		08/08/23 12:02	08/09/23 10:10	1

Client Sample Results

Client: Southern Company
 Project/Site: CCR - Plant Scherer AP1 PZs

Job ID: 680-238568-1

Client Sample ID: SCH-PZ-69I

Lab Sample ID: 680-238568-10

Date Collected: 08/02/23 11:54

Matrix: Water

Date Received: 08/03/23 11:30

General Chemistry

Analyte	Result	Qualifier	RL	MDL	Unit	D	Prepared	Analyzed	Dil Fac
Total Alkalinity as CaCO3 to pH 4.5 (SM 2320B-2011)	97		5.0	2.2	mg/L			08/04/23 17:20	1
Bicarbonate Alkalinity as CaCO3 (SM 2320B-2011)	97		5.0	5.0	mg/L			08/04/23 17:20	1
Carbonate Alkalinity as CaCO3 (SM 2320B-2011)	<5.0		5.0	5.0	mg/L			08/04/23 17:20	1
Total Dissolved Solids (SM 2540C-2011)	280		40	40	mg/L			08/08/23 10:31	1
Sulfide (SW846 9034)	19		10	10	mg/L		08/07/23 12:44	08/07/23 14:30	1



QC Sample Results

Client: Southern Company
 Project/Site: CCR - Plant Scherer AP1 PZs

Job ID: 680-238568-1

Method: 300.0-1993 R2.1 - Anions, Ion Chromatography

Lab Sample ID: MB 680-792508/33
Matrix: Water
Analysis Batch: 792508

Client Sample ID: Method Blank
Prep Type: Total/NA

Analyte	MB MB		RL	MDL	Unit	D	Prepared	Analyzed	Dil Fac
	Result	Qualifier							
Sulfate	<0.40		1.0	0.40	mg/L			08/09/23 17:20	1
Fluoride	<0.040		0.10	0.040	mg/L			08/09/23 17:20	1
Chloride	<0.20		1.0	0.20	mg/L			08/09/23 17:20	1

Lab Sample ID: LCS 680-792508/34
Matrix: Water
Analysis Batch: 792508

Client Sample ID: Lab Control Sample
Prep Type: Total/NA

Analyte	Spike Added	LCS Result	LCS Qualifier	Unit	D	%Rec	%Rec Limits
Fluoride	2.00	2.18		mg/L		109	90 - 110
Chloride	10.0	10.0		mg/L		100	90 - 110

Lab Sample ID: LCSD 680-792508/35
Matrix: Water
Analysis Batch: 792508

Client Sample ID: Lab Control Sample Dup
Prep Type: Total/NA

Analyte	Spike Added	LCSD Result	LCSD Qualifier	Unit	D	%Rec	%Rec Limits	RPD	RPD Limit
Fluoride	2.00	2.18		mg/L		109	90 - 110	0	15
Chloride	10.0	10.0		mg/L		100	90 - 110	0	15

Lab Sample ID: 680-238568-1 MS
Matrix: Water
Analysis Batch: 792508

Client Sample ID: SCH-PZ-13S
Prep Type: Total/NA

Analyte	Sample Result	Sample Qualifier	Spike Added	MS Result	MS Qualifier	Unit	D	%Rec	%Rec Limits
Fluoride	<0.040		2.00	2.20		mg/L		110	80 - 120
Chloride	9.7		10.0	19.9		mg/L		102	80 - 120

Lab Sample ID: 680-238568-1 MSD
Matrix: Water
Analysis Batch: 792508

Client Sample ID: SCH-PZ-13S
Prep Type: Total/NA

Analyte	Sample Result	Sample Qualifier	Spike Added	MSD Result	MSD Qualifier	Unit	D	%Rec	%Rec Limits	RPD	RPD Limit
Fluoride	<0.040		2.00	2.23		mg/L		111	80 - 120	1	15
Chloride	9.7		10.0	20.2		mg/L		105	80 - 120	1	15

Lab Sample ID: MB 680-792665/2
Matrix: Water
Analysis Batch: 792665

Client Sample ID: Method Blank
Prep Type: Total/NA

Analyte	MB MB		RL	MDL	Unit	D	Prepared	Analyzed	Dil Fac
	Result	Qualifier							
Sulfate	<0.40		1.0	0.40	mg/L			08/10/23 08:37	1
Fluoride	<0.040		0.10	0.040	mg/L			08/10/23 08:37	1
Chloride	<0.20		1.0	0.20	mg/L			08/10/23 08:37	1

QC Sample Results

Client: Southern Company
Project/Site: CCR - Plant Scherer AP1 PZs

Job ID: 680-238568-1

Method: 300.0-1993 R2.1 - Anions, Ion Chromatography (Continued)

Lab Sample ID: LCS 680-792665/4
Matrix: Water
Analysis Batch: 792665

Client Sample ID: Lab Control Sample
Prep Type: Total/NA

Analyte	Spike Added	LCS Result	LCS Qualifier	Unit	D	%Rec	%Rec Limits	
Sulfate	10.0	10.4		mg/L		104	90 - 110	
Fluoride	2.00	2.15		mg/L		108	90 - 110	
Chloride	10.0	10.0		mg/L		100	90 - 110	

Lab Sample ID: LCSD 680-792665/5
Matrix: Water
Analysis Batch: 792665

Client Sample ID: Lab Control Sample Dup
Prep Type: Total/NA

Analyte	Spike Added	LCSD Result	LCSD Qualifier	Unit	D	%Rec	%Rec Limits		RPD Limit	
Sulfate	10.0	10.3		mg/L		103	90 - 110	1	15	
Fluoride	2.00	2.14		mg/L		107	90 - 110	1	15	
Chloride	10.0	10.0		mg/L		100	90 - 110	0	15	

Lab Sample ID: 680-238570-F-1 MS
Matrix: Water
Analysis Batch: 792665

Client Sample ID: Matrix Spike
Prep Type: Total/NA

Analyte	Sample Result	Sample Qualifier	Spike Added	MS Result	MS Qualifier	Unit	D	%Rec	%Rec Limits	
Sulfate	1.1		10.0	11.1		mg/L		100	80 - 120	
Fluoride	<0.040		2.00	2.18		mg/L		109	80 - 120	
Chloride	4.4		10.0	14.5		mg/L		101	80 - 120	

Lab Sample ID: 680-238570-F-1 MSD
Matrix: Water
Analysis Batch: 792665

Client Sample ID: Matrix Spike Duplicate
Prep Type: Total/NA

Analyte	Sample Result	Sample Qualifier	Spike Added	MSD Result	MSD Qualifier	Unit	D	%Rec	%Rec Limits		RPD Limit	
Sulfate	1.1		10.0	11.1		mg/L		100	80 - 120	0	15	
Fluoride	<0.040		2.00	2.23		mg/L		111	80 - 120	2	15	
Chloride	4.4		10.0	14.7		mg/L		103	80 - 120	2	15	

Method: 6020B - Metals (ICP/MS)

Lab Sample ID: MB 680-791700/1-A
Matrix: Water
Analysis Batch: 792029

Client Sample ID: Method Blank
Prep Type: Total Recoverable
Prep Batch: 791700

Analyte	MB MB		RL	MDL	Unit	D	Prepared	Analyzed	Dil Fac
	Result	Qualifier							
Antimony	<0.00034		0.0020	0.00034	mg/L		08/04/23 05:48	08/05/23 13:36	1
Arsenic	<0.00086		0.0010	0.00086	mg/L		08/04/23 05:48	08/05/23 13:36	1
Barium	<0.00089		0.010	0.00089	mg/L		08/04/23 05:48	08/05/23 13:36	1
Beryllium	<0.00020		0.0025	0.00020	mg/L		08/04/23 05:48	08/05/23 13:36	1
Cadmium	<0.000078		0.0025	0.000078	mg/L		08/04/23 05:48	08/05/23 13:36	1
Calcium	<0.14		0.50	0.14	mg/L		08/04/23 05:48	08/05/23 13:36	1
Chromium	<0.0012		0.0020	0.0012	mg/L		08/04/23 05:48	08/05/23 13:36	1
Cobalt	<0.00022		0.0025	0.00022	mg/L		08/04/23 05:48	08/05/23 13:36	1
Iron	<0.012		0.10	0.012	mg/L		08/04/23 05:48	08/05/23 13:36	1
Lead	<0.00021		0.0010	0.00021	mg/L		08/04/23 05:48	08/05/23 13:36	1
Lithium	<0.0020		0.0050	0.0020	mg/L		08/04/23 05:48	08/05/23 13:36	1
Magnesium	<0.023		0.50	0.023	mg/L		08/04/23 05:48	08/05/23 13:36	1

Eurofins Savannah

QC Sample Results

Client: Southern Company
 Project/Site: CCR - Plant Scherer AP1 PZs

Job ID: 680-238568-1

Method: 6020B - Metals (ICP/MS) (Continued)

Lab Sample ID: MB 680-791700/1-A
Matrix: Water
Analysis Batch: 792029

Client Sample ID: Method Blank
Prep Type: Total Recoverable
Prep Batch: 791700

Analyte	MB	MB	RL	MDL	Unit	D	Prepared	Analyzed	Dil Fac
	Result	Qualifier							
Manganese	<0.0022		0.0050	0.0022	mg/L		08/04/23 05:48	08/05/23 13:36	1
Molybdenum	<0.00086		0.015	0.00086	mg/L		08/04/23 05:48	08/05/23 13:36	1
Potassium	<0.044		0.50	0.044	mg/L		08/04/23 05:48	08/05/23 13:36	1
Selenium	<0.00099		0.0050	0.00099	mg/L		08/04/23 05:48	08/05/23 13:36	1
Sodium	<0.20		0.50	0.20	mg/L		08/04/23 05:48	08/05/23 13:36	1
Thallium	<0.00026		0.0010	0.00026	mg/L		08/04/23 05:48	08/05/23 13:36	1

Lab Sample ID: MB 680-791700/1-A
Matrix: Water
Analysis Batch: 792230

Client Sample ID: Method Blank
Prep Type: Total Recoverable
Prep Batch: 791700

Analyte	MB	MB	RL	MDL	Unit	D	Prepared	Analyzed	Dil Fac
	Result	Qualifier							
Boron	<0.022		0.080	0.022	mg/L		08/04/23 05:48	08/07/23 14:12	1

Lab Sample ID: LCS 680-791700/2-A
Matrix: Water
Analysis Batch: 792029

Client Sample ID: Lab Control Sample
Prep Type: Total Recoverable
Prep Batch: 791700

Analyte	Spike Added	LCS	LCS	Unit	D	%Rec	%Rec Limits
		Result	Qualifier				
Antimony	0.0500	0.0477		mg/L		95	80 - 120
Arsenic	0.100	0.0996		mg/L		100	80 - 120
Barium	0.100	0.0974		mg/L		97	80 - 120
Beryllium	0.0500	0.0480		mg/L		96	80 - 120
Cadmium	0.0500	0.0452		mg/L		90	80 - 120
Calcium	5.00	5.04		mg/L		101	80 - 120
Chromium	0.100	0.101		mg/L		101	80 - 120
Cobalt	0.0500	0.0515		mg/L		103	80 - 120
Iron	4.99	5.05		mg/L		101	80 - 120
Lead	0.500	0.509		mg/L		102	80 - 120
Lithium	0.500	0.474		mg/L		95	80 - 120
Magnesium	5.00	4.74		mg/L		95	80 - 120
Manganese	0.400	0.405		mg/L		101	80 - 120
Molybdenum	0.100	0.103		mg/L		103	80 - 120
Potassium	7.00	6.90		mg/L		99	80 - 120
Selenium	0.100	0.102		mg/L		102	80 - 120
Sodium	5.00	5.18		mg/L		104	80 - 120
Thallium	0.0500	0.0457		mg/L		91	80 - 120

Lab Sample ID: LCS 680-791700/2-A
Matrix: Water
Analysis Batch: 792230

Client Sample ID: Lab Control Sample
Prep Type: Total Recoverable
Prep Batch: 791700

Analyte	Spike Added	LCS	LCS	Unit	D	%Rec	%Rec Limits
		Result	Qualifier				
Boron	0.200	0.199		mg/L		100	80 - 120

QC Sample Results

Client: Southern Company
 Project/Site: CCR - Plant Scherer AP1 PZs

Job ID: 680-238568-1

Method: 6020B - Metals (ICP/MS) (Continued)

Lab Sample ID: 680-238597-C-3-B MS
Matrix: Water
Analysis Batch: 792029

Client Sample ID: Matrix Spike
Prep Type: Total Recoverable
Prep Batch: 791700

Analyte	Sample	Sample	Spike	MS	MS	Unit	D	%Rec	%Rec	
	Result	Qualifier	Added	Result	Qualifier				Limits	
Antimony	0.00048	J	0.0500	0.0442		mg/L		87	75 - 125	
Arsenic	0.011		0.100	0.100		mg/L		89	75 - 125	
Barium	0.38	F1	0.100	0.415	F1	mg/L		32	75 - 125	
Beryllium	<0.00020		0.0500	0.0445		mg/L		89	75 - 125	
Cadmium	<0.000078		0.0500	0.0428		mg/L		86	75 - 125	
Calcium	75		5.00	68.7	4	mg/L		-125	75 - 125	
Chromium	<0.0012		0.100	0.0926		mg/L		93	75 - 125	
Cobalt	0.0052		0.0500	0.0509		mg/L		91	75 - 125	
Iron	5.3		4.99	9.02		mg/L		75	75 - 125	
Lead	0.00054	J	0.500	0.456		mg/L		91	75 - 125	
Lithium	<0.0020		0.500	0.429		mg/L		86	75 - 125	
Magnesium	7.9	F1	5.00	10.9	F1	mg/L		61	75 - 125	
Manganese	6.0		0.400	5.43	4	mg/L		-136	75 - 125	
Molybdenum	0.0028	J	0.100	0.0948		mg/L		92	75 - 125	
Potassium	11	F1	7.00	16.0	F1	mg/L		67	75 - 125	
Selenium	<0.00099		0.100	0.0954		mg/L		95	75 - 125	
Sodium	15	F1	5.00	17.3	F1	mg/L		50	75 - 125	
Thallium	<0.00026		0.0500	0.0419		mg/L		84	75 - 125	

Lab Sample ID: 680-238597-C-3-B MS ^20
Matrix: Water
Analysis Batch: 792230

Client Sample ID: Matrix Spike
Prep Type: Total Recoverable
Prep Batch: 791700

Analyte	Sample	Sample	Spike	MS	MS	Unit	D	%Rec	%Rec	
	Result	Qualifier	Added	Result	Qualifier				Limits	
Boron	17		0.200	16.4	4	mg/L		-65	75 - 125	

Lab Sample ID: 680-238597-C-3-C MSD
Matrix: Water
Analysis Batch: 792029

Client Sample ID: Matrix Spike Duplicate
Prep Type: Total Recoverable
Prep Batch: 791700

Analyte	Sample	Sample	Spike	MSD	MSD	Unit	D	%Rec	%Rec		RPD	
	Result	Qualifier	Added	Result	Qualifier				Limits	RPD	Limit	
Antimony	0.00048	J	0.0500	0.0536		mg/L		106	75 - 125	19	20	
Arsenic	0.011		0.100	0.118		mg/L		107	75 - 125	17	20	
Barium	0.38	F1	0.100	0.509	F1	mg/L		126	75 - 125	20	20	
Beryllium	<0.00020		0.0500	0.0522		mg/L		104	75 - 125	16	20	
Cadmium	<0.000078		0.0500	0.0518		mg/L		104	75 - 125	19	20	
Calcium	75		5.00	77.9	4	mg/L		60	75 - 125	13	20	
Chromium	<0.0012		0.100	0.110		mg/L		110	75 - 125	17	20	
Cobalt	0.0052		0.0500	0.0617		mg/L		113	75 - 125	19	20	
Iron	5.3		4.99	10.4		mg/L		102	75 - 125	14	20	
Lead	0.00054	J	0.500	0.551		mg/L		110	75 - 125	19	20	
Lithium	<0.0020		0.500	0.487		mg/L		97	75 - 125	13	20	
Magnesium	7.9	F1	5.00	13.0		mg/L		103	75 - 125	18	20	
Manganese	6.0		0.400	6.63	4	mg/L		165	75 - 125	20	20	
Molybdenum	0.0028	J	0.100	0.115		mg/L		112	75 - 125	19	20	
Potassium	11	F1	7.00	18.9		mg/L		109	75 - 125	17	20	
Selenium	<0.00099		0.100	0.108		mg/L		108	75 - 125	13	20	
Sodium	15	F1	5.00	20.0		mg/L		105	75 - 125	15	20	
Thallium	<0.00026		0.0500	0.0508		mg/L		102	75 - 125	19	20	

Eurofins Savannah

QC Sample Results

Client: Southern Company
 Project/Site: CCR - Plant Scherer AP1 PZs

Job ID: 680-238568-1

Method: 6020B - Metals (ICP/MS)

Lab Sample ID: 680-238597-C-3-C MSD ^20
 Matrix: Water
 Analysis Batch: 792230

Client Sample ID: Matrix Spike Duplicate
 Prep Type: Total Recoverable
 Prep Batch: 791700

Analyte	Sample Result	Sample Qualifier	Spike Added	MSD Result	MSD Qualifier	Unit	D	%Rec	%Rec Limits	RPD	Limit
Boron	17		0.200	18.7	4	mg/L		1072	75 - 125	13	20

Method: 7470A - Mercury (CVAA)

Lab Sample ID: MB 680-792328/1-A
 Matrix: Water
 Analysis Batch: 792548

Client Sample ID: Method Blank
 Prep Type: Total/NA
 Prep Batch: 792328

Analyte	MB Result	MB Qualifier	RL	MDL	Unit	D	Prepared	Analyzed	Dil Fac
Mercury	<0.000080		0.00020	0.000080	mg/L		08/08/23 12:02	08/09/23 09:46	1

Lab Sample ID: LCS 680-792328/2-A
 Matrix: Water
 Analysis Batch: 792548

Client Sample ID: Lab Control Sample
 Prep Type: Total/NA
 Prep Batch: 792328

Analyte	Spike Added	LCS Result	LCS Qualifier	Unit	D	%Rec	%Rec Limits
Mercury	0.00250	0.00239		mg/L		96	80 - 120

Lab Sample ID: 752-10100-C-3-D MS
 Matrix: Water
 Analysis Batch: 792548

Client Sample ID: Matrix Spike
 Prep Type: Total/NA
 Prep Batch: 792328

Analyte	Sample Result	Sample Qualifier	Spike Added	MS Result	MS Qualifier	Unit	D	%Rec	%Rec Limits
Mercury	<0.000080	F1	0.00100	0.000756	F1	mg/L		76	80 - 120

Lab Sample ID: 752-10100-C-3-E MSD
 Matrix: Water
 Analysis Batch: 792548

Client Sample ID: Matrix Spike Duplicate
 Prep Type: Total/NA
 Prep Batch: 792328

Analyte	Sample Result	Sample Qualifier	Spike Added	MSD Result	MSD Qualifier	Unit	D	%Rec	%Rec Limits	RPD	Limit
Mercury	<0.000080	F1	0.00100	0.000785	F1	mg/L		78	80 - 120	4	20

Method: 2320B-2011 - Alkalinity, Total

Lab Sample ID: MB 680-792055/4
 Matrix: Water
 Analysis Batch: 792055

Client Sample ID: Method Blank
 Prep Type: Total/NA

Analyte	MB Result	MB Qualifier	RL	MDL	Unit	D	Prepared	Analyzed	Dil Fac
Total Alkalinity as CaCO3 to pH 4.5	<2.2		5.0	2.2	mg/L			08/04/23 14:33	1
Bicarbonate Alkalinity as CaCO3	<5.0		5.0	5.0	mg/L			08/04/23 14:33	1
Carbonate Alkalinity as CaCO3	<5.0		5.0	5.0	mg/L			08/04/23 14:33	1

Lab Sample ID: LCS 680-792055/6
 Matrix: Water
 Analysis Batch: 792055

Client Sample ID: Lab Control Sample
 Prep Type: Total/NA

Analyte	Spike Added	LCS Result	LCS Qualifier	Unit	D	%Rec	%Rec Limits
Total Alkalinity as CaCO3 to pH 4.5	250	244		mg/L		98	90 - 112

Eurofins Savannah

QC Sample Results

Client: Southern Company
 Project/Site: CCR - Plant Scherer AP1 PZs

Job ID: 680-238568-1

Method: 2320B-2011 - Alkalinity, Total (Continued)

Lab Sample ID: LCSD 680-792055/31
Matrix: Water
Analysis Batch: 792055

Client Sample ID: Lab Control Sample Dup
Prep Type: Total/NA

Analyte	Spike Added	LCSD Result	LCSD Qualifier	Unit	D	%Rec	%Rec Limits	RPD	RPD Limit
Total Alkalinity as CaCO3 to pH 4.5	250	243		mg/L		97	90 - 112	0	30

Lab Sample ID: 680-238568-3 DU
Matrix: Water
Analysis Batch: 792055

Client Sample ID: SCH-PZ-41S
Prep Type: Total/NA

Analyte	Sample Result	Sample Qualifier	DU Result	DU Qualifier	Unit	D	RPD	RPD Limit
Total Alkalinity as CaCO3 to pH 4.5	20		15.2		mg/L		29	30
Bicarbonate Alkalinity as CaCO3	20		15.2		mg/L		29	30
Carbonate Alkalinity as CaCO3	<5.0		<5.0		mg/L		NC	30

Method: 2540C-2011 - Total Dissolved Solids (Dried at 180 °C)

Lab Sample ID: MB 680-792118/1
Matrix: Water
Analysis Batch: 792118

Client Sample ID: Method Blank
Prep Type: Total/NA

Analyte	MB Result	MB Qualifier	RL	MDL	Unit	D	Prepared	Analyzed	Dil Fac
Total Dissolved Solids	<10		10	10	mg/L			08/07/23 12:07	1

Lab Sample ID: LCS 680-792118/2
Matrix: Water
Analysis Batch: 792118

Client Sample ID: Lab Control Sample
Prep Type: Total/NA

Analyte	Spike Added	LCS Result	LCS Qualifier	Unit	D	%Rec	%Rec Limits
Total Dissolved Solids	2380	2440		mg/L		103	80 - 120

Lab Sample ID: LCSD 680-792118/3
Matrix: Water
Analysis Batch: 792118

Client Sample ID: Lab Control Sample Dup
Prep Type: Total/NA

Analyte	Spike Added	LCSD Result	LCSD Qualifier	Unit	D	%Rec	%Rec Limits	RPD	RPD Limit
Total Dissolved Solids	2380	2380		mg/L		100	80 - 120	2	25

Lab Sample ID: 680-238568-7 DU
Matrix: Water
Analysis Batch: 792118

Client Sample ID: SCH-AP1-FD-3
Prep Type: Total/NA

Analyte	Sample Result	Sample Qualifier	DU Result	DU Qualifier	Unit	D	RPD	RPD Limit
Total Dissolved Solids	970		974		mg/L		0.6	5

Lab Sample ID: MB 680-792282/1
Matrix: Water
Analysis Batch: 792282

Client Sample ID: Method Blank
Prep Type: Total/NA

Analyte	MB Result	MB Qualifier	RL	MDL	Unit	D	Prepared	Analyzed	Dil Fac
Total Dissolved Solids	<10		10	10	mg/L			08/08/23 10:31	1

Eurofins Savannah

QC Sample Results

Client: Southern Company
 Project/Site: CCR - Plant Scherer AP1 PZs

Job ID: 680-238568-1

Method: 2540C-2011 - Total Dissolved Solids (Dried at 180 °C) (Continued)

Lab Sample ID: LCS 680-792282/2
 Matrix: Water
 Analysis Batch: 792282

Client Sample ID: Lab Control Sample
 Prep Type: Total/NA

Analyte	Spike Added	LCS Result	LCS Qualifier	Unit	D	%Rec	%Rec Limits
Total Dissolved Solids	2380	2400		mg/L		101	80 - 120

Lab Sample ID: LCSD 680-792282/3
 Matrix: Water
 Analysis Batch: 792282

Client Sample ID: Lab Control Sample Dup
 Prep Type: Total/NA

Analyte	Spike Added	LCSD Result	LCSD Qualifier	Unit	D	%Rec	%Rec Limits	RPD	RPD Limit
Total Dissolved Solids	2380	2400		mg/L		101	80 - 120	0	25

Lab Sample ID: 680-238568-10 DU
 Matrix: Water
 Analysis Batch: 792282

Client Sample ID: SCH-PZ-69I
 Prep Type: Total/NA

Analyte	Sample Result	Sample Qualifier	DU Result	DU Qualifier	Unit	D	RPD	RPD Limit
Total Dissolved Solids	280		282		mg/L		0	5

Method: 9034 - Sulfide, Acid Soluble and Insoluble (Titrimetric)

Lab Sample ID: MB 680-792132/1-A
 Matrix: Water
 Analysis Batch: 792170

Client Sample ID: Method Blank
 Prep Type: Total/NA
 Prep Batch: 792132

Analyte	MB Result	MB Qualifier	RL	MDL	Unit	D	Prepared	Analyzed	Dil Fac
Sulfide	<10		10	10	mg/L		08/07/23 12:44	08/07/23 14:30	1

Lab Sample ID: LCS 680-792132/2-A
 Matrix: Water
 Analysis Batch: 792170

Client Sample ID: Lab Control Sample
 Prep Type: Total/NA
 Prep Batch: 792132

Analyte	Spike Added	LCS Result	LCS Qualifier	Unit	D	%Rec	%Rec Limits
Sulfide	208	122		mg/L		58	50 - 150

Lab Sample ID: LCSD 680-792132/3-A
 Matrix: Water
 Analysis Batch: 792170

Client Sample ID: Lab Control Sample Dup
 Prep Type: Total/NA
 Prep Batch: 792132

Analyte	Spike Added	LCSD Result	LCSD Qualifier	Unit	D	%Rec	%Rec Limits	RPD	RPD Limit
Sulfide	208	169		mg/L		81	50 - 150	33	50

Lab Sample ID: 680-238490-E-2-B MS
 Matrix: Water
 Analysis Batch: 792170

Client Sample ID: Matrix Spike
 Prep Type: Total/NA
 Prep Batch: 792132

Analyte	Sample Result	Sample Qualifier	Spike Added	MS Result	MS Qualifier	Unit	D	%Rec	%Rec Limits
Sulfide	<10	F1	208	34.0	F1	mg/L		16	50 - 150

QC Sample Results

Client: Southern Company
 Project/Site: CCR - Plant Scherer AP1 PZs

Job ID: 680-238568-1

Method: 9034 - Sulfide, Acid Soluble and Insoluble (Titrimetric) (Continued)

Lab Sample ID: 680-238490-E-2-C MSD

Matrix: Water

Analysis Batch: 792170

Client Sample ID: Matrix Spike Duplicate

Prep Type: Total/NA

Prep Batch: 792132

Analyte	Sample	Sample	Spike	MSD	MSD	Unit	D	%Rec	%Rec	RPD	
	Result	Qualifier	Added	Result	Qualifier				Limits	RPD	Limit
Sulfide	<10	F1	208	36.6	F1	mg/L		18	50 - 150	7	50

Lab Sample ID: 680-238490-F-1-B DU

Matrix: Water

Analysis Batch: 792170

Client Sample ID: Duplicate

Prep Type: Total/NA

Prep Batch: 792132

Analyte	Sample	Sample	DU	DU	Unit	D	RPD	Limit
	Result	Qualifier	Result	Qualifier				
Sulfide	<10		<10		mg/L		NC	50

QC Association Summary

Client: Southern Company
 Project/Site: CCR - Plant Scherer AP1 PZs

Job ID: 680-238568-1

HPLC/IC

Analysis Batch: 792508

Lab Sample ID	Client Sample ID	Prep Type	Matrix	Method	Prep Batch
680-238568-1	SCH-PZ-13S	Total/NA	Water	300.0-1993 R2.1	
680-238568-2	SCH-PZ-39S	Total/NA	Water	300.0-1993 R2.1	
680-238568-3	SCH-PZ-41S	Total/NA	Water	300.0-1993 R2.1	
680-238568-4	SCH-PZ-42I	Total/NA	Water	300.0-1993 R2.1	
680-238568-5	SCH-PZ-43S	Total/NA	Water	300.0-1993 R2.1	
680-238568-6	SCH-PZ-44I	Total/NA	Water	300.0-1993 R2.1	
680-238568-7	SCH-AP1-FD-3	Total/NA	Water	300.0-1993 R2.1	
680-238568-8	SCH-AP1-EB-3	Total/NA	Water	300.0-1993 R2.1	
680-238568-9	SCH-AP1-FB-3	Total/NA	Water	300.0-1993 R2.1	
680-238568-10	SCH-PZ-69I	Total/NA	Water	300.0-1993 R2.1	
MB 680-792508/33	Method Blank	Total/NA	Water	300.0-1993 R2.1	
LCS 680-792508/34	Lab Control Sample	Total/NA	Water	300.0-1993 R2.1	
LCSD 680-792508/35	Lab Control Sample Dup	Total/NA	Water	300.0-1993 R2.1	
680-238568-1 MS	SCH-PZ-13S	Total/NA	Water	300.0-1993 R2.1	
680-238568-1 MSD	SCH-PZ-13S	Total/NA	Water	300.0-1993 R2.1	

Analysis Batch: 792665

Lab Sample ID	Client Sample ID	Prep Type	Matrix	Method	Prep Batch
680-238568-3 - DL	SCH-PZ-41S	Total/NA	Water	300.0-1993 R2.1	
680-238568-7 - DL	SCH-AP1-FD-3	Total/NA	Water	300.0-1993 R2.1	
MB 680-792665/2	Method Blank	Total/NA	Water	300.0-1993 R2.1	
LCS 680-792665/4	Lab Control Sample	Total/NA	Water	300.0-1993 R2.1	
LCSD 680-792665/5	Lab Control Sample Dup	Total/NA	Water	300.0-1993 R2.1	
680-238570-F-1 MS	Matrix Spike	Total/NA	Water	300.0-1993 R2.1	
680-238570-F-1 MSD	Matrix Spike Duplicate	Total/NA	Water	300.0-1993 R2.1	

Metals

Prep Batch: 791700

Lab Sample ID	Client Sample ID	Prep Type	Matrix	Method	Prep Batch
680-238568-1	SCH-PZ-13S	Total Recoverable	Water	3005A	
680-238568-2	SCH-PZ-39S	Total Recoverable	Water	3005A	
680-238568-3	SCH-PZ-41S	Total Recoverable	Water	3005A	
680-238568-4	SCH-PZ-42I	Total Recoverable	Water	3005A	
680-238568-5	SCH-PZ-43S	Total Recoverable	Water	3005A	
680-238568-6	SCH-PZ-44I	Total Recoverable	Water	3005A	
680-238568-7	SCH-AP1-FD-3	Total Recoverable	Water	3005A	
680-238568-8	SCH-AP1-EB-3	Total Recoverable	Water	3005A	
680-238568-9	SCH-AP1-FB-3	Total Recoverable	Water	3005A	
680-238568-10	SCH-PZ-69I	Total Recoverable	Water	3005A	
MB 680-791700/1-A	Method Blank	Total Recoverable	Water	3005A	
LCS 680-791700/2-A	Lab Control Sample	Total Recoverable	Water	3005A	
680-238597-C-3-B MS	Matrix Spike	Total Recoverable	Water	3005A	
680-238597-C-3-B MS ^20	Matrix Spike	Total Recoverable	Water	3005A	
680-238597-C-3-C MSD	Matrix Spike Duplicate	Total Recoverable	Water	3005A	
680-238597-C-3-C MSD ^20	Matrix Spike Duplicate	Total Recoverable	Water	3005A	

Analysis Batch: 792029

Lab Sample ID	Client Sample ID	Prep Type	Matrix	Method	Prep Batch
680-238568-1	SCH-PZ-13S	Total Recoverable	Water	6020B	791700
680-238568-2	SCH-PZ-39S	Total Recoverable	Water	6020B	791700

Eurofins Savannah

QC Association Summary

Client: Southern Company
 Project/Site: CCR - Plant Scherer AP1 PZs

Job ID: 680-238568-1

Metals (Continued)

Analysis Batch: 792029 (Continued)

Lab Sample ID	Client Sample ID	Prep Type	Matrix	Method	Prep Batch
680-238568-3	SCH-PZ-41S	Total Recoverable	Water	6020B	791700
680-238568-4	SCH-PZ-42I	Total Recoverable	Water	6020B	791700
680-238568-5	SCH-PZ-43S	Total Recoverable	Water	6020B	791700
680-238568-6	SCH-PZ-44I	Total Recoverable	Water	6020B	791700
680-238568-7	SCH-AP1-FD-3	Total Recoverable	Water	6020B	791700
680-238568-8	SCH-AP1-EB-3	Total Recoverable	Water	6020B	791700
680-238568-9	SCH-AP1-FB-3	Total Recoverable	Water	6020B	791700
680-238568-10	SCH-PZ-69I	Total Recoverable	Water	6020B	791700
MB 680-791700/1-A	Method Blank	Total Recoverable	Water	6020B	791700
LCS 680-791700/2-A	Lab Control Sample	Total Recoverable	Water	6020B	791700
680-238597-C-3-B MS	Matrix Spike	Total Recoverable	Water	6020B	791700
680-238597-C-3-C MSD	Matrix Spike Duplicate	Total Recoverable	Water	6020B	791700

Analysis Batch: 792230

Lab Sample ID	Client Sample ID	Prep Type	Matrix	Method	Prep Batch
680-238568-1	SCH-PZ-13S	Total Recoverable	Water	6020B	791700
680-238568-2	SCH-PZ-39S	Total Recoverable	Water	6020B	791700
680-238568-3	SCH-PZ-41S	Total Recoverable	Water	6020B	791700
680-238568-4	SCH-PZ-42I	Total Recoverable	Water	6020B	791700
680-238568-5	SCH-PZ-43S	Total Recoverable	Water	6020B	791700
680-238568-6	SCH-PZ-44I	Total Recoverable	Water	6020B	791700
680-238568-7	SCH-AP1-FD-3	Total Recoverable	Water	6020B	791700
680-238568-8	SCH-AP1-EB-3	Total Recoverable	Water	6020B	791700
680-238568-9	SCH-AP1-FB-3	Total Recoverable	Water	6020B	791700
680-238568-10	SCH-PZ-69I	Total Recoverable	Water	6020B	791700
MB 680-791700/1-A	Method Blank	Total Recoverable	Water	6020B	791700
LCS 680-791700/2-A	Lab Control Sample	Total Recoverable	Water	6020B	791700
680-238597-C-3-B MS ^20	Matrix Spike	Total Recoverable	Water	6020B	791700
680-238597-C-3-C MSD ^20	Matrix Spike Duplicate	Total Recoverable	Water	6020B	791700

Prep Batch: 792328

Lab Sample ID	Client Sample ID	Prep Type	Matrix	Method	Prep Batch
680-238568-1	SCH-PZ-13S	Total/NA	Water	7470A	
680-238568-2	SCH-PZ-39S	Total/NA	Water	7470A	
680-238568-3	SCH-PZ-41S	Total/NA	Water	7470A	
680-238568-4	SCH-PZ-42I	Total/NA	Water	7470A	
680-238568-5	SCH-PZ-43S	Total/NA	Water	7470A	
680-238568-6	SCH-PZ-44I	Total/NA	Water	7470A	
680-238568-7	SCH-AP1-FD-3	Total/NA	Water	7470A	
680-238568-8	SCH-AP1-EB-3	Total/NA	Water	7470A	
680-238568-9	SCH-AP1-FB-3	Total/NA	Water	7470A	
680-238568-10	SCH-PZ-69I	Total/NA	Water	7470A	
MB 680-792328/1-A	Method Blank	Total/NA	Water	7470A	
LCS 680-792328/2-A	Lab Control Sample	Total/NA	Water	7470A	
752-10100-C-3-D MS	Matrix Spike	Total/NA	Water	7470A	
752-10100-C-3-E MSD	Matrix Spike Duplicate	Total/NA	Water	7470A	

Analysis Batch: 792548

Lab Sample ID	Client Sample ID	Prep Type	Matrix	Method	Prep Batch
680-238568-1	SCH-PZ-13S	Total/NA	Water	7470A	792328
680-238568-2	SCH-PZ-39S	Total/NA	Water	7470A	792328

QC Association Summary

Client: Southern Company
 Project/Site: CCR - Plant Scherer AP1 PZs

Job ID: 680-238568-1

Metals (Continued)

Analysis Batch: 792548 (Continued)

Lab Sample ID	Client Sample ID	Prep Type	Matrix	Method	Prep Batch
680-238568-3	SCH-PZ-41S	Total/NA	Water	7470A	792328
680-238568-4	SCH-PZ-42I	Total/NA	Water	7470A	792328
680-238568-5	SCH-PZ-43S	Total/NA	Water	7470A	792328
680-238568-6	SCH-PZ-44I	Total/NA	Water	7470A	792328
680-238568-7	SCH-AP1-FD-3	Total/NA	Water	7470A	792328
680-238568-8	SCH-AP1-EB-3	Total/NA	Water	7470A	792328
680-238568-9	SCH-AP1-FB-3	Total/NA	Water	7470A	792328
680-238568-10	SCH-PZ-69I	Total/NA	Water	7470A	792328
MB 680-792328/1-A	Method Blank	Total/NA	Water	7470A	792328
LCS 680-792328/2-A	Lab Control Sample	Total/NA	Water	7470A	792328
752-10100-C-3-D MS	Matrix Spike	Total/NA	Water	7470A	792328
752-10100-C-3-E MSD	Matrix Spike Duplicate	Total/NA	Water	7470A	792328

General Chemistry

Analysis Batch: 792055

Lab Sample ID	Client Sample ID	Prep Type	Matrix	Method	Prep Batch
680-238568-1	SCH-PZ-13S	Total/NA	Water	2320B-2011	
680-238568-2	SCH-PZ-39S	Total/NA	Water	2320B-2011	
680-238568-3	SCH-PZ-41S	Total/NA	Water	2320B-2011	
680-238568-4	SCH-PZ-42I	Total/NA	Water	2320B-2011	
680-238568-5	SCH-PZ-43S	Total/NA	Water	2320B-2011	
680-238568-6	SCH-PZ-44I	Total/NA	Water	2320B-2011	
680-238568-7	SCH-AP1-FD-3	Total/NA	Water	2320B-2011	
680-238568-8	SCH-AP1-EB-3	Total/NA	Water	2320B-2011	
680-238568-9	SCH-AP1-FB-3	Total/NA	Water	2320B-2011	
680-238568-10	SCH-PZ-69I	Total/NA	Water	2320B-2011	
MB 680-792055/4	Method Blank	Total/NA	Water	2320B-2011	
LCS 680-792055/6	Lab Control Sample	Total/NA	Water	2320B-2011	
LCSD 680-792055/31	Lab Control Sample Dup	Total/NA	Water	2320B-2011	
680-238568-3 DU	SCH-PZ-41S	Total/NA	Water	2320B-2011	

Analysis Batch: 792118

Lab Sample ID	Client Sample ID	Prep Type	Matrix	Method	Prep Batch
680-238568-1	SCH-PZ-13S	Total/NA	Water	2540C-2011	
680-238568-2	SCH-PZ-39S	Total/NA	Water	2540C-2011	
680-238568-3	SCH-PZ-41S	Total/NA	Water	2540C-2011	
680-238568-4	SCH-PZ-42I	Total/NA	Water	2540C-2011	
680-238568-5	SCH-PZ-43S	Total/NA	Water	2540C-2011	
680-238568-6	SCH-PZ-44I	Total/NA	Water	2540C-2011	
680-238568-7	SCH-AP1-FD-3	Total/NA	Water	2540C-2011	
680-238568-8	SCH-AP1-EB-3	Total/NA	Water	2540C-2011	
680-238568-9	SCH-AP1-FB-3	Total/NA	Water	2540C-2011	
MB 680-792118/1	Method Blank	Total/NA	Water	2540C-2011	
LCS 680-792118/2	Lab Control Sample	Total/NA	Water	2540C-2011	
LCSD 680-792118/3	Lab Control Sample Dup	Total/NA	Water	2540C-2011	
680-238568-7 DU	SCH-AP1-FD-3	Total/NA	Water	2540C-2011	

Prep Batch: 792132

Lab Sample ID	Client Sample ID	Prep Type	Matrix	Method	Prep Batch
680-238568-1	SCH-PZ-13S	Total/NA	Water	9030B	

Eurofins Savannah

QC Association Summary

Client: Southern Company
 Project/Site: CCR - Plant Scherer AP1 PZs

Job ID: 680-238568-1

General Chemistry (Continued)

Prep Batch: 792132 (Continued)

Lab Sample ID	Client Sample ID	Prep Type	Matrix	Method	Prep Batch
680-238568-2	SCH-PZ-39S	Total/NA	Water	9030B	
680-238568-3	SCH-PZ-41S	Total/NA	Water	9030B	
680-238568-4	SCH-PZ-42I	Total/NA	Water	9030B	
680-238568-5	SCH-PZ-43S	Total/NA	Water	9030B	
680-238568-6	SCH-PZ-44I	Total/NA	Water	9030B	
680-238568-7	SCH-AP1-FD-3	Total/NA	Water	9030B	
680-238568-8	SCH-AP1-EB-3	Total/NA	Water	9030B	
680-238568-9	SCH-AP1-FB-3	Total/NA	Water	9030B	
680-238568-10	SCH-PZ-69I	Total/NA	Water	9030B	
MB 680-792132/1-A	Method Blank	Total/NA	Water	9030B	
LCS 680-792132/2-A	Lab Control Sample	Total/NA	Water	9030B	
LCSD 680-792132/3-A	Lab Control Sample Dup	Total/NA	Water	9030B	
680-238490-E-2-B MS	Matrix Spike	Total/NA	Water	9030B	
680-238490-E-2-C MSD	Matrix Spike Duplicate	Total/NA	Water	9030B	
680-238490-F-1-B DU	Duplicate	Total/NA	Water	9030B	

Analysis Batch: 792170

Lab Sample ID	Client Sample ID	Prep Type	Matrix	Method	Prep Batch
680-238568-1	SCH-PZ-13S	Total/NA	Water	9034	792132
680-238568-2	SCH-PZ-39S	Total/NA	Water	9034	792132
680-238568-3	SCH-PZ-41S	Total/NA	Water	9034	792132
680-238568-4	SCH-PZ-42I	Total/NA	Water	9034	792132
680-238568-5	SCH-PZ-43S	Total/NA	Water	9034	792132
680-238568-6	SCH-PZ-44I	Total/NA	Water	9034	792132
680-238568-7	SCH-AP1-FD-3	Total/NA	Water	9034	792132
680-238568-8	SCH-AP1-EB-3	Total/NA	Water	9034	792132
680-238568-9	SCH-AP1-FB-3	Total/NA	Water	9034	792132
680-238568-10	SCH-PZ-69I	Total/NA	Water	9034	792132
MB 680-792132/1-A	Method Blank	Total/NA	Water	9034	792132
LCS 680-792132/2-A	Lab Control Sample	Total/NA	Water	9034	792132
LCSD 680-792132/3-A	Lab Control Sample Dup	Total/NA	Water	9034	792132
680-238490-E-2-B MS	Matrix Spike	Total/NA	Water	9034	792132
680-238490-E-2-C MSD	Matrix Spike Duplicate	Total/NA	Water	9034	792132
680-238490-F-1-B DU	Duplicate	Total/NA	Water	9034	792132

Analysis Batch: 792282

Lab Sample ID	Client Sample ID	Prep Type	Matrix	Method	Prep Batch
680-238568-10	SCH-PZ-69I	Total/NA	Water	2540C-2011	
MB 680-792282/1	Method Blank	Total/NA	Water	2540C-2011	
LCS 680-792282/2	Lab Control Sample	Total/NA	Water	2540C-2011	
LCSD 680-792282/3	Lab Control Sample Dup	Total/NA	Water	2540C-2011	
680-238568-10 DU	SCH-PZ-69I	Total/NA	Water	2540C-2011	

Lab Chronicle

Client: Southern Company
 Project/Site: CCR - Plant Scherer AP1 PZs

Job ID: 680-238568-1

Client Sample ID: SCH-PZ-13S

Lab Sample ID: 680-238568-1

Date Collected: 08/02/23 16:59

Matrix: Water

Date Received: 08/03/23 11:30

Prep Type	Batch Type	Batch Method	Run	Dil Factor	Initial Amount	Final Amount	Batch Number	Prepared or Analyzed	Analyst	Lab
Total/NA	Analysis	300.0-1993 R2.1		1	5 mL	5 mL	792508	08/09/23 17:58	UI	EET SAV
Instrument ID: CICK										
Total Recoverable	Prep	3005A			25 mL	125 mL	791700	08/04/23 05:48	RR	EET SAV
Total Recoverable	Analysis	6020B		1			792029	08/05/23 14:41	BWR	EET SAV
Instrument ID: ICPMSC										
Total Recoverable	Prep	3005A			25 mL	125 mL	791700	08/04/23 05:48	RR	EET SAV
Total Recoverable	Analysis	6020B		1			792230	08/07/23 15:17	BWR	EET SAV
Instrument ID: ICPMSC										
Total/NA	Prep	7470A			50 mL	50 mL	792328	08/08/23 12:02	DW	EET SAV
Total/NA	Analysis	7470A		1			792548	08/09/23 09:53	BJB	EET SAV
Instrument ID: QuickTrace2										
Total/NA	Analysis	2320B-2011		1			792055	08/04/23 16:23	PG	EET SAV
Instrument ID: MANTECH 2										
Total/NA	Analysis	2540C-2011		1	200 mL	200 mL	792118	08/07/23 12:07	PG	EET SAV
Instrument ID: NOEQUIP										
Total/NA	Prep	9030B			6 mL	6 mL	792132	08/07/23 12:44	JAS	EET SAV
Total/NA	Analysis	9034		1	6 mL	6 mL	792170	08/07/23 14:30	JAS	EET SAV
Instrument ID: NoEquip										

Client Sample ID: SCH-PZ-39S

Lab Sample ID: 680-238568-2

Date Collected: 08/02/23 13:47

Matrix: Water

Date Received: 08/03/23 11:30

Prep Type	Batch Type	Batch Method	Run	Dil Factor	Initial Amount	Final Amount	Batch Number	Prepared or Analyzed	Analyst	Lab
Total/NA	Analysis	300.0-1993 R2.1		1	5 mL	5 mL	792508	08/09/23 18:36	UI	EET SAV
Instrument ID: CICK										
Total Recoverable	Prep	3005A			25 mL	125 mL	791700	08/04/23 05:48	RR	EET SAV
Total Recoverable	Analysis	6020B		1			792029	08/05/23 14:37	BWR	EET SAV
Instrument ID: ICPMSC										
Total Recoverable	Prep	3005A			25 mL	125 mL	791700	08/04/23 05:48	RR	EET SAV
Total Recoverable	Analysis	6020B		1			792230	08/07/23 15:13	BWR	EET SAV
Instrument ID: ICPMSC										
Total/NA	Prep	7470A			50 mL	50 mL	792328	08/08/23 12:02	DW	EET SAV
Total/NA	Analysis	7470A		1			792548	08/09/23 09:55	BJB	EET SAV
Instrument ID: QuickTrace2										
Total/NA	Analysis	2320B-2011		1			792055	08/04/23 16:32	PG	EET SAV
Instrument ID: MANTECH 2										
Total/NA	Analysis	2540C-2011		1	200 mL	200 mL	792118	08/07/23 12:07	PG	EET SAV
Instrument ID: NOEQUIP										
Total/NA	Prep	9030B			6 mL	6 mL	792132	08/07/23 12:44	JAS	EET SAV
Total/NA	Analysis	9034		1	6 mL	6 mL	792170	08/07/23 14:30	JAS	EET SAV
Instrument ID: NoEquip										

Lab Chronicle

Client: Southern Company
 Project/Site: CCR - Plant Scherer AP1 PZs

Job ID: 680-238568-1

Client Sample ID: SCH-PZ-41S

Lab Sample ID: 680-238568-3

Date Collected: 08/02/23 10:40

Matrix: Water

Date Received: 08/03/23 11:30

Prep Type	Batch Type	Batch Method	Run	Dil Factor	Initial Amount	Final Amount	Batch Number	Prepared or Analyzed	Analyst	Lab
Total/NA	Analysis	300.0-1993 R2.1		1	5 mL	5 mL	792508	08/09/23 18:49	UI	EET SAV
Instrument ID: CICK										
Total/NA	Analysis	300.0-1993 R2.1	DL	10	5 mL	5 mL	792665	08/10/23 13:14	UI	EET SAV
Instrument ID: CICK										
Total Recoverable	Prep	3005A			25 mL	125 mL	791700	08/04/23 05:48	RR	EET SAV
Total Recoverable	Analysis	6020B		1			792029	08/05/23 14:45	BWR	EET SAV
Instrument ID: ICPMSC										
Total Recoverable	Prep	3005A			25 mL	125 mL	791700	08/04/23 05:48	RR	EET SAV
Total Recoverable	Analysis	6020B		4			792230	08/07/23 15:21	BWR	EET SAV
Instrument ID: ICPMSC										
Total/NA	Prep	7470A			50 mL	50 mL	792328	08/08/23 12:02	DW	EET SAV
Total/NA	Analysis	7470A		1			792548	08/09/23 09:56	BJB	EET SAV
Instrument ID: QuickTrace2										
Total/NA	Analysis	2320B-2011		1			792055	08/04/23 17:02	PG	EET SAV
Instrument ID: MANTECH 2										
Total/NA	Analysis	2540C-2011		1	50 mL	200 mL	792118	08/07/23 12:07	PG	EET SAV
Instrument ID: NOEQUIP										
Total/NA	Prep	9030B			6 mL	6 mL	792132	08/07/23 12:44	JAS	EET SAV
Total/NA	Analysis	9034		1	6 mL	6 mL	792170	08/07/23 14:30	JAS	EET SAV
Instrument ID: NoEquip										

Client Sample ID: SCH-PZ-42I

Lab Sample ID: 680-238568-4

Date Collected: 08/02/23 13:29

Matrix: Water

Date Received: 08/03/23 11:30

Prep Type	Batch Type	Batch Method	Run	Dil Factor	Initial Amount	Final Amount	Batch Number	Prepared or Analyzed	Analyst	Lab
Total/NA	Analysis	300.0-1993 R2.1		1	5 mL	5 mL	792508	08/09/23 19:02	UI	EET SAV
Instrument ID: CICK										
Total Recoverable	Prep	3005A			25 mL	125 mL	791700	08/04/23 05:48	RR	EET SAV
Total Recoverable	Analysis	6020B		1			792029	08/05/23 14:49	BWR	EET SAV
Instrument ID: ICPMSC										
Total Recoverable	Prep	3005A			25 mL	125 mL	791700	08/04/23 05:48	RR	EET SAV
Total Recoverable	Analysis	6020B		4			792230	08/07/23 15:25	BWR	EET SAV
Instrument ID: ICPMSC										
Total/NA	Prep	7470A			50 mL	50 mL	792328	08/08/23 12:02	DW	EET SAV
Total/NA	Analysis	7470A		1			792548	08/09/23 09:58	BJB	EET SAV
Instrument ID: QuickTrace2										
Total/NA	Analysis	2320B-2011		1			792055	08/04/23 17:46	PG	EET SAV
Instrument ID: MANTECH 2										
Total/NA	Analysis	2540C-2011		1	50 mL	200 mL	792118	08/07/23 12:07	PG	EET SAV
Instrument ID: NOEQUIP										
Total/NA	Prep	9030B			6 mL	6 mL	792132	08/07/23 12:44	JAS	EET SAV
Total/NA	Analysis	9034		1	6 mL	6 mL	792170	08/07/23 14:30	JAS	EET SAV
Instrument ID: NoEquip										

Eurofins Savannah

Lab Chronicle

Client: Southern Company
 Project/Site: CCR - Plant Scherer AP1 PZs

Job ID: 680-238568-1

Client Sample ID: SCH-PZ-43S

Lab Sample ID: 680-238568-5

Date Collected: 08/02/23 10:19

Matrix: Water

Date Received: 08/03/23 11:30

Prep Type	Batch Type	Batch Method	Run	Dil Factor	Initial Amount	Final Amount	Batch Number	Prepared or Analyzed	Analyst	Lab
Total/NA	Analysis	300.0-1993 R2.1		1	5 mL	5 mL	792508	08/09/23 19:14	UI	EET SAV
Instrument ID: CICK										
Total Recoverable	Prep	3005A			25 mL	125 mL	791700	08/04/23 05:48	RR	EET SAV
Total Recoverable	Analysis	6020B		1			792029	08/05/23 15:01	BWR	EET SAV
Instrument ID: ICPMSC										
Total Recoverable	Prep	3005A			25 mL	125 mL	791700	08/04/23 05:48	RR	EET SAV
Total Recoverable	Analysis	6020B		1			792230	08/07/23 15:37	BWR	EET SAV
Instrument ID: ICPMSC										
Total/NA	Prep	7470A			50 mL	50 mL	792328	08/08/23 12:02	DW	EET SAV
Total/NA	Analysis	7470A		1			792548	08/09/23 09:59	BJB	EET SAV
Instrument ID: QuickTrace2										
Total/NA	Analysis	2320B-2011		1			792055	08/04/23 17:36	PG	EET SAV
Instrument ID: MANTECH 2										
Total/NA	Analysis	2540C-2011		1	50 mL	200 mL	792118	08/07/23 12:07	PG	EET SAV
Instrument ID: NOEQUIP										
Total/NA	Prep	9030B			6 mL	6 mL	792132	08/07/23 12:44	JAS	EET SAV
Total/NA	Analysis	9034		1	6 mL	6 mL	792170	08/07/23 14:30	JAS	EET SAV
Instrument ID: NoEquip										

Client Sample ID: SCH-PZ-44I

Lab Sample ID: 680-238568-6

Date Collected: 08/02/23 11:32

Matrix: Water

Date Received: 08/03/23 11:30

Prep Type	Batch Type	Batch Method	Run	Dil Factor	Initial Amount	Final Amount	Batch Number	Prepared or Analyzed	Analyst	Lab
Total/NA	Analysis	300.0-1993 R2.1		1	5 mL	5 mL	792508	08/09/23 19:27	UI	EET SAV
Instrument ID: CICK										
Total Recoverable	Prep	3005A			25 mL	125 mL	791700	08/04/23 05:48	RR	EET SAV
Total Recoverable	Analysis	6020B		1			792029	08/05/23 14:57	BWR	EET SAV
Instrument ID: ICPMSC										
Total Recoverable	Prep	3005A			25 mL	125 mL	791700	08/04/23 05:48	RR	EET SAV
Total Recoverable	Analysis	6020B		1			792230	08/07/23 15:33	BWR	EET SAV
Instrument ID: ICPMSC										
Total/NA	Prep	7470A			50 mL	50 mL	792328	08/08/23 12:02	DW	EET SAV
Total/NA	Analysis	7470A		1			792548	08/09/23 10:04	BJB	EET SAV
Instrument ID: QuickTrace2										
Total/NA	Analysis	2320B-2011		1			792055	08/04/23 16:15	PG	EET SAV
Instrument ID: MANTECH 2										
Total/NA	Analysis	2540C-2011		1	200 mL	200 mL	792118	08/07/23 12:07	PG	EET SAV
Instrument ID: NOEQUIP										
Total/NA	Prep	9030B			6 mL	6 mL	792132	08/07/23 12:44	JAS	EET SAV
Total/NA	Analysis	9034		1	6 mL	6 mL	792170	08/07/23 14:30	JAS	EET SAV
Instrument ID: NoEquip										

Lab Chronicle

Client: Southern Company
 Project/Site: CCR - Plant Scherer AP1 PZs

Job ID: 680-238568-1

Client Sample ID: SCH-AP1-FD-3

Lab Sample ID: 680-238568-7

Date Collected: 08/02/23 00:00

Matrix: Water

Date Received: 08/03/23 11:30

Prep Type	Batch Type	Batch Method	Run	Dil Factor	Initial Amount	Final Amount	Batch Number	Prepared or Analyzed	Analyst	Lab
Total/NA	Analysis	300.0-1993 R2.1		1	5 mL	5 mL	792508	08/09/23 19:40	UI	EET SAV
Instrument ID: CICK										
Total/NA	Analysis	300.0-1993 R2.1	DL	10	5 mL	5 mL	792665	08/10/23 13:27	UI	EET SAV
Instrument ID: CICK										
Total Recoverable	Prep	3005A			25 mL	125 mL	791700	08/04/23 05:48	RR	EET SAV
Total Recoverable	Analysis	6020B		1			792029	08/05/23 14:53	BWR	EET SAV
Instrument ID: ICPMSC										
Total Recoverable	Prep	3005A			25 mL	125 mL	791700	08/04/23 05:48	RR	EET SAV
Total Recoverable	Analysis	6020B		4			792230	08/07/23 15:29	BWR	EET SAV
Instrument ID: ICPMSC										
Total/NA	Prep	7470A			50 mL	50 mL	792328	08/08/23 12:02	DW	EET SAV
Total/NA	Analysis	7470A		1			792548	08/09/23 10:06	BJB	EET SAV
Instrument ID: QuickTrace2										
Total/NA	Analysis	2320B-2011		1			792055	08/04/23 17:28	PG	EET SAV
Instrument ID: MANTECH 2										
Total/NA	Analysis	2540C-2011		1	50 mL	200 mL	792118	08/07/23 12:07	PG	EET SAV
Instrument ID: NOEQUIP										
Total/NA	Prep	9030B			6 mL	6 mL	792132	08/07/23 12:44	JAS	EET SAV
Total/NA	Analysis	9034		1	6 mL	6 mL	792170	08/07/23 14:30	JAS	EET SAV
Instrument ID: NoEquip										

Client Sample ID: SCH-AP1-EB-3

Lab Sample ID: 680-238568-8

Date Collected: 08/02/23 14:12

Matrix: Water

Date Received: 08/03/23 11:30

Prep Type	Batch Type	Batch Method	Run	Dil Factor	Initial Amount	Final Amount	Batch Number	Prepared or Analyzed	Analyst	Lab
Total/NA	Analysis	300.0-1993 R2.1		1	5 mL	5 mL	792508	08/09/23 19:52	UI	EET SAV
Instrument ID: CICK										
Total Recoverable	Prep	3005A			25 mL	125 mL	791700	08/04/23 05:48	RR	EET SAV
Total Recoverable	Analysis	6020B		1			792029	08/05/23 14:33	BWR	EET SAV
Instrument ID: ICPMSC										
Total Recoverable	Prep	3005A			25 mL	125 mL	791700	08/04/23 05:48	RR	EET SAV
Total Recoverable	Analysis	6020B		1			792230	08/07/23 15:09	BWR	EET SAV
Instrument ID: ICPMSC										
Total/NA	Prep	7470A			50 mL	50 mL	792328	08/08/23 12:02	DW	EET SAV
Total/NA	Analysis	7470A		1			792548	08/09/23 10:07	BJB	EET SAV
Instrument ID: QuickTrace2										
Total/NA	Analysis	2320B-2011		1			792055	08/04/23 16:06	PG	EET SAV
Instrument ID: MANTECH 2										
Total/NA	Analysis	2540C-2011		1	200 mL	200 mL	792118	08/07/23 12:07	PG	EET SAV
Instrument ID: NOEQUIP										
Total/NA	Prep	9030B			6 mL	6 mL	792132	08/07/23 12:44	JAS	EET SAV
Total/NA	Analysis	9034		1	6 mL	6 mL	792170	08/07/23 14:30	JAS	EET SAV
Instrument ID: NoEquip										

Eurofins Savannah

Lab Chronicle

Client: Southern Company
 Project/Site: CCR - Plant Scherer AP1 PZs

Job ID: 680-238568-1

Client Sample ID: SCH-AP1-FB-3

Lab Sample ID: 680-238568-9

Date Collected: 08/02/23 13:00

Matrix: Water

Date Received: 08/03/23 11:30

Prep Type	Batch Type	Batch Method	Run	Dil Factor	Initial Amount	Final Amount	Batch Number	Prepared or Analyzed	Analyst	Lab
Total/NA	Analysis	300.0-1993 R2.1		1	5 mL	5 mL	792508	08/09/23 20:05	UI	EET SAV
Instrument ID: CICK										
Total Recoverable	Prep	3005A			25 mL	125 mL	791700	08/04/23 05:48	RR	EET SAV
Total Recoverable	Analysis	6020B		1			792029	08/05/23 14:29	BWR	EET SAV
Instrument ID: ICPMSC										
Total Recoverable	Prep	3005A			25 mL	125 mL	791700	08/04/23 05:48	RR	EET SAV
Total Recoverable	Analysis	6020B		1			792230	08/07/23 15:05	BWR	EET SAV
Instrument ID: ICPMSC										
Total/NA	Prep	7470A			50 mL	50 mL	792328	08/08/23 12:02	DW	EET SAV
Total/NA	Analysis	7470A		1			792548	08/09/23 10:09	BJB	EET SAV
Instrument ID: QuickTrace2										
Total/NA	Analysis	2320B-2011		1			792055	08/04/23 16:01	PG	EET SAV
Instrument ID: MANTECH 2										
Total/NA	Analysis	2540C-2011		1	200 mL	200 mL	792118	08/07/23 12:07	PG	EET SAV
Instrument ID: NOEQUIP										
Total/NA	Prep	9030B			6 mL	6 mL	792132	08/07/23 12:44	JAS	EET SAV
Total/NA	Analysis	9034		1	6 mL	6 mL	792170	08/07/23 14:30	JAS	EET SAV
Instrument ID: NoEquip										

Client Sample ID: SCH-PZ-69I

Lab Sample ID: 680-238568-10

Date Collected: 08/02/23 11:54

Matrix: Water

Date Received: 08/03/23 11:30

Prep Type	Batch Type	Batch Method	Run	Dil Factor	Initial Amount	Final Amount	Batch Number	Prepared or Analyzed	Analyst	Lab
Total/NA	Analysis	300.0-1993 R2.1		1	5 mL	5 mL	792508	08/09/23 20:18	UI	EET SAV
Instrument ID: CICK										
Total Recoverable	Prep	3005A			25 mL	125 mL	791700	08/04/23 05:48	RR	EET SAV
Total Recoverable	Analysis	6020B		1			792029	08/05/23 14:25	BWR	EET SAV
Instrument ID: ICPMSC										
Total Recoverable	Prep	3005A			25 mL	125 mL	791700	08/04/23 05:48	RR	EET SAV
Total Recoverable	Analysis	6020B		1			792230	08/07/23 15:01	BWR	EET SAV
Instrument ID: ICPMSC										
Total/NA	Prep	7470A			50 mL	50 mL	792328	08/08/23 12:02	DW	EET SAV
Total/NA	Analysis	7470A		1			792548	08/09/23 10:10	BJB	EET SAV
Instrument ID: QuickTrace2										
Total/NA	Analysis	2320B-2011		1			792055	08/04/23 17:20	PG	EET SAV
Instrument ID: MANTECH 2										
Total/NA	Analysis	2540C-2011		1	50 mL	200 mL	792282	08/08/23 10:31	PG	EET SAV
Instrument ID: NOEQUIP										
Total/NA	Prep	9030B			6 mL	6 mL	792132	08/07/23 12:44	JAS	EET SAV
Total/NA	Analysis	9034		1	6 mL	6 mL	792170	08/07/23 14:30	JAS	EET SAV
Instrument ID: NoEquip										

Laboratory References:

EET SAV = Eurofins Savannah, 5102 LaRoche Avenue, Savannah, GA 31404, TEL (912)354-7858

Eurofins Savannah

Accreditation/Certification Summary

Client: Southern Company
Project/Site: CCR - Plant Scherer AP1 PZs

Job ID: 680-238568-1

Laboratory: Eurofins Savannah

The accreditations/certifications listed below are applicable to this report.

Authority	Program	Identification Number	Expiration Date
Florida	NELAP	E87052	06-30-24
Georgia	State	E87052	06-30-24

- 1
- 2
- 3
- 4
- 5
- 6
- 7
- 8
- 9
- 10
- 11
- 12

Method Summary

Client: Southern Company
Project/Site: CCR - Plant Scherer AP1 PZs

Job ID: 680-238568-1

Method	Method Description	Protocol	Laboratory
300.0-1993 R2.1	Anions, Ion Chromatography	MCAWW	EET SAV
6020B	Metals (ICP/MS)	SW846	EET SAV
7470A	Mercury (CVAA)	SW846	EET SAV
2320B-2011	Alkalinity, Total	SM	EET SAV
2540C-2011	Total Dissolved Solids (Dried at 180 °C)	SM	EET SAV
9034	Sulfide, Acid Soluble and Insoluble (Titrimetric)	SW846	EET SAV
3005A	Preparation, Total Recoverable or Dissolved Metals	SW846	EET SAV
7470A	Preparation, Mercury	SW846	EET SAV
9030B	Sulfide, Distillation (Acid Soluble and Insoluble)	SW846	EET SAV

Protocol References:

- MCAWW = "Methods For Chemical Analysis Of Water And Wastes", EPA-600/4-79-020, March 1983 And Subsequent Revisions.
- SM = "Standard Methods For The Examination Of Water And Wastewater"
- SW846 = "Test Methods For Evaluating Solid Waste, Physical/Chemical Methods", Third Edition, November 1986 And Its Updates.

Laboratory References:

- EET SAV = Eurofins Savannah, 5102 LaRoche Avenue, Savannah, GA 31404, TEL (912)354-7858

301 Alpha Drive
 RIDC Park
 Pittsburgh, PA 15238-2907
 phone 412 963 7058 fax 412 963 2468

Regulatory Program: DW NPDES RCRA Other

TestAmerica Laboratories, Inc.

Client Contact		Project Manager: Dawn Prell		Site Contact: Dawn Prell		Date: 08/02/2023		COC No											
Joju Abraham		Tel/Fax 248-536-5445		Lab Contact David Fuller		Carrier		1 of 1 COCs											
Southern Company		Analysis Turnaround Time						Sampler											
241 Ralph McGill Blvd SE B10185		<input checked="" type="checkbox"/> CALENDAR DAYS <input type="checkbox"/> WORKING DAYS						For Lab Use Only.											
Atlanta, GA 30308		TAT if different from Below ___3-5 days___						Walk-in Client.											
JAbraham@southernco.com		<input type="checkbox"/> 2 weeks						Lab Sampling											
Project Name: CCR - Plant Scherer AP1 PZs		<input type="checkbox"/> 1 week						Job / SDG No											
Site Georgia		<input type="checkbox"/> 2 days																	
Project # 31406440.008		<input type="checkbox"/> 1 day																	
Sample Identification		Sample Date	Sample Time	Sample Type (C=Comp, G=Grab)	Matrix	# of Cont.	Filtered Sample (Y/N)	Perform MS/MSD (Y/N)	App III metals B, Ca	App IV metals Sb, As, Ba, Be, Cd, Cr, Co, Pb, Li, Hg, Mo, Se, Tl	Radium 226 + 228	Mg, Na, K, Mn, Fe	Sulfide	HCO3, CO3 Alkalinity	Cl, F, SO4, TDS	Sample Specific Notes			
SCH-PZ-13S		8/2/2023	16 59	G	WG	8	N	N	X	X	X	X	X	X	X				
SCH-PZ-39S		8/2/2023	13 47	G	WG	8	N	N	X	X	X	X	X	X	X				
SCH-PZ-41S		8/2/2023	10 40	G	WG	8	N	N	X	X	X	X	X	X	X				
SCH-PZ-42I		8/2/2023	13 29	G	WG	8	N	N	X	X	X	X	X	X	X				
SCH-PZ-43S		8/2/2023	10 19	G	WG	8	N	N	X	X	X	X	X	X	X				
SCH-PZ-44I		8/2/2023	11 32	G	WG	8	N	N	X	X	X	X	X	X	X				
SCH-AP1-FD-3		8/2/2023	--	G	WG	8	N	N	X	X	X	X	X	X	X				
SCH-AP1-EB-3		8/2/2023	14 12	G	WQ	8	N	N	X	X	X	X	X	X	X				
SCH-AP1-FB-3		8/2/2023	13 00	G	WQ	8	N	N	X	X	X	X	X	X	X				
SCH-PZ-69I		8/2/2023	11 54	G	WG	8	N	N	X	X	X	X	X	X	X				
Preservation Used: 1= Ice, 2= HCl; 3= H2SO4; 4=HNO3; 5=NaOH; 6= Other							4	4	4	1	6	1	1						
Possible Hazard Identification. Are any samples from a listed EPA Hazardous Waste? Please List any EPA Waste Codes for the sample in the Comments Section if the lab is to dispose of the sample							Sample Disposal (A fee may be assessed if samples are retained longer than 1 month)												
<input type="checkbox"/> Non-Hazard <input type="checkbox"/> Flammable <input type="checkbox"/> Skin Irritant <input type="checkbox"/> Poison B <input type="checkbox"/> Unknown							<input type="checkbox"/> Return to Client <input type="checkbox"/> Disposal by Lab <input type="checkbox"/> Archive for _____ Months												
Special Instructions/QC Requirements & Comments SCH-CCR-ASSMT-2023S2																			
Custody Seals Intact. <input type="checkbox"/> Yes <input type="checkbox"/> No																			
Custody Seal No																			
Cooler Temp (°C) Obs'd _____ Corr'd _____ Therm ID No _____																			
Relinquished by: MARK MANU <i>[Signature]</i>		Company: NSP		Date/Time: 08/03/23 0800		Received by: <i>[Signature]</i>		Company: CGW Nov		Date/Time: 8/3/23 8:00 AM									
Relinquished by:		Company:		Date/Time:		Received by:		Company:		Date/Time:									
Relinquished by:		Company:		Date/Time:		Received in Laboratory by: <i>[Signature]</i>		Company: M		Date/Time: 8-3-23 1130									



45/43 5.1/4.8 4.1/3.8 5.2/5.0



Login Sample Receipt Checklist

Client: Southern Company

Job Number: 680-238568-1

Login Number: 238568

List Number: 1

Creator: Sims, Robert D

List Source: Eurofins Savannah

Question	Answer	Comment
Radioactivity wasn't checked or is <=/ background as measured by a survey meter.	N/A	
The cooler's custody seal, if present, is intact.	True	
Sample custody seals, if present, are intact.	True	
The cooler or samples do not appear to have been compromised or tampered with.	True	
Samples were received on ice.	True	
Cooler Temperature is acceptable.	True	
Cooler Temperature is recorded.	True	
COC is present.	True	
COC is filled out in ink and legible.	True	
COC is filled out with all pertinent information.	True	
Is the Field Sampler's name present on COC?	True	
There are no discrepancies between the containers received and the COC.	True	
Samples are received within Holding Time (excluding tests with immediate HTs)	True	
Sample containers have legible labels.	True	
Containers are not broken or leaking.	True	
Sample collection date/times are provided.	True	
Appropriate sample containers are used.	True	
Sample bottles are completely filled.	True	
Sample Preservation Verified.	N/A	
There is sufficient vol. for all requested analyses, incl. any requested MS/MSDs	True	
Containers requiring zero headspace have no headspace or bubble is <6mm (1/4").	N/A	
Multiphasic samples are not present.	True	
Samples do not require splitting or compositing.	True	
Residual Chlorine Checked.	N/A	



ANALYTICAL REPORT

PREPARED FOR

Attn: Joju Abraham
Southern Company
241 Ralph McGill Blvd SE
B10185
Atlanta, Georgia 30308

Generated 8/15/2023 8:52:40 PM

JOB DESCRIPTION

CCR - Plant Scherer Additional PZ

JOB NUMBER

680-238570-1

Eurofins Savannah

Job Notes

This report may not be reproduced except in full, and with written approval from the laboratory. The results relate only to the samples tested. For questions please contact the Project Manager at the e-mail address or telephone number listed on this page.

The test results in this report relate only to the samples as received by the laboratory and will meet all requirements of the methodology, with any exceptions noted. This report shall not be reproduced except in full, without the express written approval of the laboratory. All questions should be directed to the Eurofins Environment Testing Southeast, LLC Project Manager.

Authorization



Generated
8/15/2023 8:52:40 PM

Authorized for release by
David Fuller, Project Manager
David.Fuller@et.eurofinsus.com
(770)344-8986

Definitions/Glossary

Client: Southern Company
Project/Site: CCR - Plant Scherer Additional PZ

Job ID: 680-238570-1

Qualifiers

HPLC/IC

Qualifier	Qualifier Description
J	Result is less than the RL but greater than or equal to the MDL and the concentration is an approximate value.

Metals

Qualifier	Qualifier Description
4	MS, MSD: The analyte present in the original sample is greater than 4 times the matrix spike concentration; therefore, control limits are not applicable.
F1	MS and/or MSD recovery exceeds control limits.
J	Result is less than the RL but greater than or equal to the MDL and the concentration is an approximate value.

General Chemistry

Qualifier	Qualifier Description
J	Result is less than the RL but greater than or equal to the MDL and the concentration is an approximate value.

Glossary

Abbreviation	These commonly used abbreviations may or may not be present in this report.
α	Listed under the "D" column to designate that the result is reported on a dry weight basis
%R	Percent Recovery
CFL	Contains Free Liquid
CFU	Colony Forming Unit
CNF	Contains No Free Liquid
DER	Duplicate Error Ratio (normalized absolute difference)
Dil Fac	Dilution Factor
DL	Detection Limit (DoD/DOE)
DL, RA, RE, IN	Indicates a Dilution, Re-analysis, Re-extraction, or additional Initial metals/anion analysis of the sample
DLC	Decision Level Concentration (Radiochemistry)
EDL	Estimated Detection Limit (Dioxin)
LOD	Limit of Detection (DoD/DOE)
LOQ	Limit of Quantitation (DoD/DOE)
MCL	EPA recommended "Maximum Contaminant Level"
MDA	Minimum Detectable Activity (Radiochemistry)
MDC	Minimum Detectable Concentration (Radiochemistry)
MDL	Method Detection Limit
ML	Minimum Level (Dioxin)
MPN	Most Probable Number
MQL	Method Quantitation Limit
NC	Not Calculated
ND	Not Detected at the reporting limit (or MDL or EDL if shown)
NEG	Negative / Absent
POS	Positive / Present
PQL	Practical Quantitation Limit
PRES	Presumptive
QC	Quality Control
RER	Relative Error Ratio (Radiochemistry)
RL	Reporting Limit or Requested Limit (Radiochemistry)
RPD	Relative Percent Difference, a measure of the relative difference between two points
TEF	Toxicity Equivalent Factor (Dioxin)
TEQ	Toxicity Equivalent Quotient (Dioxin)
TNTC	Too Numerous To Count

Sample Summary

Client: Southern Company
Project/Site: CCR - Plant Scherer Additional PZ

Job ID: 680-238570-1

Lab Sample ID	Client Sample ID	Matrix	Collected	Received
680-238570-1	SCH-PZ-25S	Water	08/02/23 10:43	08/03/23 11:30
680-238570-2	SCH-PZ-25I	Water	08/02/23 13:03	08/03/23 11:30

1

2

3

4

5

6

7

8

9

10

11

12

Case Narrative

Client: Southern Company
Project/Site: CCR - Plant Scherer Additional PZ

Job ID: 680-238570-1

Job ID: 680-238570-1

Laboratory: Eurofins Savannah

Narrative

**Job Narrative
680-238570-1**

Receipt

The samples were received on 8/3/2023 11:30 AM. Unless otherwise noted below, the samples arrived in good condition, and, where required, properly preserved and on ice. The temperature of the cooler at receipt time was 4.1°C

HPLC/IC


No additional analytical or quality issues were noted, other than those described above or in the Definitions/ Glossary page.

Metals

No additional analytical or quality issues were noted, other than those described above or in the Definitions/ Glossary page.

General Chemistry

No additional analytical or quality issues were noted, other than those described above or in the Definitions/ Glossary page.



Client Sample Results

Client: Southern Company
 Project/Site: CCR - Plant Scherer Additional PZ

Job ID: 680-238570-1

Client Sample ID: SCH-PZ-25S

Lab Sample ID: 680-238570-1

Date Collected: 08/02/23 10:43

Matrix: Water

Date Received: 08/03/23 11:30

Method: MCAWW 300.0-1993 R2.1 - Anions, Ion Chromatography

Analyte	Result	Qualifier	RL	MDL	Unit	D	Prepared	Analyzed	Dil Fac
Chloride	4.4		1.0	0.20	mg/L			08/09/23 20:56	1
Fluoride	<0.040		0.10	0.040	mg/L			08/09/23 20:56	1
Sulfate	1.0		1.0	0.40	mg/L			08/09/23 20:56	1

Method: SW846 6020B - Metals (ICP/MS) - Total Recoverable

Analyte	Result	Qualifier	RL	MDL	Unit	D	Prepared	Analyzed	Dil Fac
Antimony	0.0019	J	0.0020	0.00034	mg/L		08/04/23 05:48	08/05/23 14:00	1
Arsenic	<0.00086		0.0010	0.00086	mg/L		08/04/23 05:48	08/05/23 14:00	1
Barium	0.018		0.010	0.00089	mg/L		08/04/23 05:48	08/05/23 14:00	1
Beryllium	<0.00020		0.0025	0.00020	mg/L		08/04/23 05:48	08/05/23 14:00	1
Boron	0.023	J	0.080	0.022	mg/L		08/04/23 05:48	08/07/23 14:36	1
Cadmium	<0.000078		0.0025	0.000078	mg/L		08/04/23 05:48	08/05/23 14:00	1
Calcium	1.6		0.50	0.14	mg/L		08/04/23 05:48	08/05/23 14:00	1
Chromium	0.0028		0.0020	0.0012	mg/L		08/04/23 05:48	08/05/23 14:00	1
Cobalt	0.018		0.0025	0.00022	mg/L		08/04/23 05:48	08/05/23 14:00	1
Lead	<0.00021		0.0010	0.00021	mg/L		08/04/23 05:48	08/05/23 14:00	1
Lithium	<0.0020		0.0050	0.0020	mg/L		08/04/23 05:48	08/05/23 14:00	1
Magnesium	0.34	J	0.50	0.023	mg/L		08/04/23 05:48	08/05/23 14:00	1
Molybdenum	<0.00086		0.015	0.00086	mg/L		08/04/23 05:48	08/05/23 14:00	1
Potassium	0.20	J	0.50	0.044	mg/L		08/04/23 05:48	08/05/23 14:00	1
Selenium	<0.00099		0.0050	0.00099	mg/L		08/04/23 05:48	08/05/23 14:00	1
Sodium	3.3		0.50	0.20	mg/L		08/04/23 05:48	08/05/23 14:00	1
Thallium	<0.00026		0.0010	0.00026	mg/L		08/04/23 05:48	08/05/23 14:00	1

Method: SW846 7470A - Mercury (CVAA)

Analyte	Result	Qualifier	RL	MDL	Unit	D	Prepared	Analyzed	Dil Fac
Mercury	<0.000080		0.00020	0.000080	mg/L		08/08/23 12:02	08/09/23 10:12	1

General Chemistry

Analyte	Result	Qualifier	RL	MDL	Unit	D	Prepared	Analyzed	Dil Fac
Total Alkalinity as CaCO3 to pH 4.5 (SM 2320B-2011)	3.7	J	5.0	2.2	mg/L			08/04/23 17:52	1
Bicarbonate Alkalinity as CaCO3 (SM 2320B-2011)	<5.0		5.0	5.0	mg/L			08/04/23 17:52	1
Carbonate Alkalinity as CaCO3 (SM 2320B-2011)	<5.0		5.0	5.0	mg/L			08/04/23 17:52	1
Total Dissolved Solids (SM 2540C-2011)	30		10	10	mg/L			08/08/23 10:31	1

Client Sample ID: SCH-PZ-25I

Lab Sample ID: 680-238570-2

Date Collected: 08/02/23 13:03

Matrix: Water

Date Received: 08/03/23 11:30

Method: MCAWW 300.0-1993 R2.1 - Anions, Ion Chromatography

Analyte	Result	Qualifier	RL	MDL	Unit	D	Prepared	Analyzed	Dil Fac
Chloride	4.7		1.0	0.20	mg/L			08/09/23 21:34	1
Fluoride	<0.040		0.10	0.040	mg/L			08/12/23 16:35	1
Sulfate	0.58	J	1.0	0.40	mg/L			08/09/23 21:34	1

Method: SW846 6020B - Metals (ICP/MS) - Total Recoverable

Analyte	Result	Qualifier	RL	MDL	Unit	D	Prepared	Analyzed	Dil Fac
Boron	0.034	J	0.080	0.022	mg/L		08/04/23 05:48	08/07/23 14:32	1

Eurofins Savannah

Client Sample Results

Client: Southern Company
 Project/Site: CCR - Plant Scherer Additional PZ

Job ID: 680-238570-1

Client Sample ID: SCH-PZ-25I

Lab Sample ID: 680-238570-2

Date Collected: 08/02/23 13:03

Matrix: Water

Date Received: 08/03/23 11:30

Method: SW846 6020B - Metals (ICP/MS) - Total Recoverable (Continued)

Analyte	Result	Qualifier	RL	MDL	Unit	D	Prepared	Analyzed	Dil Fac
Calcium	27		0.50	0.14	mg/L		08/04/23 05:48	08/05/23 13:56	1
Cobalt	0.00089	J	0.0025	0.00022	mg/L		08/04/23 05:48	08/05/23 13:56	1
Magnesium	13		0.50	0.023	mg/L		08/04/23 05:48	08/05/23 13:56	1
Potassium	1.0		0.50	0.044	mg/L		08/04/23 05:48	08/05/23 13:56	1
Sodium	5.0		0.50	0.20	mg/L		08/04/23 05:48	08/05/23 13:56	1

General Chemistry

Analyte	Result	Qualifier	RL	MDL	Unit	D	Prepared	Analyzed	Dil Fac
Total Alkalinity as CaCO3 to pH 4.5 (SM 2320B-2011)	120		5.0	2.2	mg/L			08/04/23 20:34	1
Bicarbonate Alkalinity as CaCO3 (SM 2320B-2011)	120		5.0	5.0	mg/L			08/04/23 20:34	1
Carbonate Alkalinity as CaCO3 (SM 2320B-2011)	<5.0		5.0	5.0	mg/L			08/04/23 20:34	1
Total Dissolved Solids (SM 2540C-2011)	150		10	10	mg/L			08/08/23 10:31	1

QC Sample Results

Client: Southern Company
 Project/Site: CCR - Plant Scherer Additional PZ

Job ID: 680-238570-1

Method: 300.0-1993 R2.1 - Anions, Ion Chromatography

Lab Sample ID: MB 680-792508/33
Matrix: Water
Analysis Batch: 792508

Client Sample ID: Method Blank
Prep Type: Total/NA

Analyte	MB Result	MB Qualifier	RL	MDL	Unit	D	Prepared	Analyzed	Dil Fac
Chloride	<0.20		1.0	0.20	mg/L			08/09/23 17:20	1
Fluoride	<0.040		0.10	0.040	mg/L			08/09/23 17:20	1
Sulfate	<0.40		1.0	0.40	mg/L			08/09/23 17:20	1

Lab Sample ID: LCS 680-792508/34
Matrix: Water
Analysis Batch: 792508

Client Sample ID: Lab Control Sample
Prep Type: Total/NA

Analyte	Spike Added	LCS Result	LCS Qualifier	Unit	D	%Rec	%Rec Limits
Chloride	10.0	10.0		mg/L		100	90 - 110
Fluoride	2.00	2.18		mg/L		109	90 - 110
Sulfate	10.0	10.5		mg/L		105	90 - 110

Lab Sample ID: LCSD 680-792508/35
Matrix: Water
Analysis Batch: 792508

Client Sample ID: Lab Control Sample Dup
Prep Type: Total/NA

Analyte	Spike Added	LCSD Result	LCSD Qualifier	Unit	D	%Rec	%Rec Limits	RPD	RPD Limit
Chloride	10.0	10.0		mg/L		100	90 - 110	0	15
Fluoride	2.00	2.18		mg/L		109	90 - 110	0	15
Sulfate	10.0	10.5		mg/L		105	90 - 110	1	15

Lab Sample ID: 680-238570-1 MS
Matrix: Water
Analysis Batch: 792508

Client Sample ID: SCH-PZ-25S
Prep Type: Total/NA

Analyte	Sample Result	Sample Qualifier	Spike Added	MS Result	MS Qualifier	Unit	D	%Rec	%Rec Limits
Chloride	4.4		10.0	14.5		mg/L		101	80 - 120
Fluoride	<0.040		2.00	2.17		mg/L		109	80 - 120
Sulfate	1.0		10.0	10.9		mg/L		99	80 - 120

Lab Sample ID: 680-238570-1 MSD
Matrix: Water
Analysis Batch: 792508

Client Sample ID: SCH-PZ-25S
Prep Type: Total/NA

Analyte	Sample Result	Sample Qualifier	Spike Added	MSD Result	MSD Qualifier	Unit	D	%Rec	%Rec Limits	RPD	RPD Limit
Chloride	4.4		10.0	14.5		mg/L		101	80 - 120	0	15
Fluoride	<0.040		2.00	2.18		mg/L		109	80 - 120	0	15
Sulfate	1.0		10.0	10.9		mg/L		99	80 - 120	0	15

Lab Sample ID: MB 680-793133/2
Matrix: Water
Analysis Batch: 793133

Client Sample ID: Method Blank
Prep Type: Total/NA

Analyte	MB Result	MB Qualifier	RL	MDL	Unit	D	Prepared	Analyzed	Dil Fac
Chloride	<0.20		1.0	0.20	mg/L			08/12/23 11:50	1
Fluoride	<0.040		0.10	0.040	mg/L			08/12/23 11:50	1
Sulfate	<0.40		1.0	0.40	mg/L			08/12/23 11:50	1

QC Sample Results

Client: Southern Company
Project/Site: CCR - Plant Scherer Additional PZ

Job ID: 680-238570-1

Method: 300.0-1993 R2.1 - Anions, Ion Chromatography (Continued)

Lab Sample ID: LCS 680-793133/4
Matrix: Water
Analysis Batch: 793133

Client Sample ID: Lab Control Sample
Prep Type: Total/NA

Analyte	Spike Added	LCS Result	LCS Qualifier	Unit	D	%Rec	%Rec Limits	
Chloride	10.0	9.87		mg/L		99	90 - 110	
Fluoride	2.00	2.05		mg/L		102	90 - 110	
Sulfate	10.0	9.87		mg/L		99	90 - 110	

Lab Sample ID: LCSD 680-793133/5
Matrix: Water
Analysis Batch: 793133

Client Sample ID: Lab Control Sample Dup
Prep Type: Total/NA

Analyte	Spike Added	LCSD Result	LCSD Qualifier	Unit	D	%Rec	%Rec Limits		RPD	Limit
Chloride	10.0	9.91		mg/L		99	90 - 110	0	15	
Fluoride	2.00	2.05		mg/L		103	90 - 110	0	15	
Sulfate	10.0	9.93		mg/L		99	90 - 110	1	15	

Lab Sample ID: 680-238616-C-16 MS
Matrix: Water
Analysis Batch: 793133

Client Sample ID: Matrix Spike
Prep Type: Total/NA

Analyte	Sample Result	Sample Qualifier	Spike Added	MS Result	MS Qualifier	Unit	D	%Rec	%Rec Limits	
Chloride	5.1		10.0	15.2		mg/L		101	80 - 120	
Fluoride	0.063	J	2.00	2.09		mg/L		102	80 - 120	
Sulfate	2.9		10.0	12.8		mg/L		99	80 - 120	

Lab Sample ID: 680-238616-C-16 MSD
Matrix: Water
Analysis Batch: 793133

Client Sample ID: Matrix Spike Duplicate
Prep Type: Total/NA

Analyte	Sample Result	Sample Qualifier	Spike Added	MSD Result	MSD Qualifier	Unit	D	%Rec	%Rec Limits		RPD	Limit
Chloride	5.1		10.0	15.1		mg/L		100	80 - 120	1	15	
Fluoride	0.063	J	2.00	2.07		mg/L		100	80 - 120	1	15	
Sulfate	2.9		10.0	12.7		mg/L		98	80 - 120	1	15	

Method: 6020B - Metals (ICP/MS)

Lab Sample ID: MB 680-791700/1-A
Matrix: Water
Analysis Batch: 792029

Client Sample ID: Method Blank
Prep Type: Total Recoverable
Prep Batch: 791700

Analyte	MB Result	MB Qualifier	RL	MDL	Unit	D	Prepared	Analyzed	Dil Fac
Arsenic	<0.00086		0.0010	0.00086	mg/L		08/04/23 05:48	08/05/23 13:36	1
Barium	<0.00089		0.010	0.00089	mg/L		08/04/23 05:48	08/05/23 13:36	1
Beryllium	<0.00020		0.0025	0.00020	mg/L		08/04/23 05:48	08/05/23 13:36	1
Cadmium	<0.000078		0.0025	0.000078	mg/L		08/04/23 05:48	08/05/23 13:36	1
Calcium	<0.14		0.50	0.14	mg/L		08/04/23 05:48	08/05/23 13:36	1
Chromium	<0.0012		0.0020	0.0012	mg/L		08/04/23 05:48	08/05/23 13:36	1
Cobalt	<0.00022		0.0025	0.00022	mg/L		08/04/23 05:48	08/05/23 13:36	1
Lead	<0.00021		0.0010	0.00021	mg/L		08/04/23 05:48	08/05/23 13:36	1
Lithium	<0.0020		0.0050	0.0020	mg/L		08/04/23 05:48	08/05/23 13:36	1
Magnesium	<0.023		0.50	0.023	mg/L		08/04/23 05:48	08/05/23 13:36	1
Molybdenum	<0.00086		0.0050	0.00086	mg/L		08/04/23 05:48	08/05/23 13:36	1

Eurofins Savannah

QC Sample Results

Client: Southern Company
 Project/Site: CCR - Plant Scherer Additional PZ

Job ID: 680-238570-1

Method: 6020B - Metals (ICP/MS) (Continued)

Lab Sample ID: MB 680-791700/1-A
Matrix: Water
Analysis Batch: 792029

Client Sample ID: Method Blank
Prep Type: Total Recoverable
Prep Batch: 791700

Analyte	MB	MB	RL	MDL	Unit	D	Prepared	Analyzed	Dil Fac
	Result	Qualifier							
Potassium	<0.044		0.50	0.044	mg/L		08/04/23 05:48	08/05/23 13:36	1
Selenium	<0.00099		0.0050	0.00099	mg/L		08/04/23 05:48	08/05/23 13:36	1
Sodium	<0.20		0.50	0.20	mg/L		08/04/23 05:48	08/05/23 13:36	1
Thallium	<0.00026		0.0010	0.00026	mg/L		08/04/23 05:48	08/05/23 13:36	1

Lab Sample ID: MB 680-791700/1-A
Matrix: Water
Analysis Batch: 792230

Client Sample ID: Method Blank
Prep Type: Total Recoverable
Prep Batch: 791700

Analyte	MB	MB	RL	MDL	Unit	D	Prepared	Analyzed	Dil Fac
	Result	Qualifier							
Boron	<0.022		0.080	0.022	mg/L		08/04/23 05:48	08/07/23 14:12	1

Lab Sample ID: LCS 680-791700/2-A
Matrix: Water
Analysis Batch: 792029

Client Sample ID: Lab Control Sample
Prep Type: Total Recoverable
Prep Batch: 791700

Analyte	Spike Added	LCS Result	LCS Qualifier	Unit	D	%Rec	%Rec Limits
Arsenic	0.100	0.0996		mg/L		100	80 - 120
Barium	0.100	0.0974		mg/L		97	80 - 120
Beryllium	0.0500	0.0480		mg/L		96	80 - 120
Cadmium	0.0500	0.0452		mg/L		90	80 - 120
Calcium	5.00	5.04		mg/L		101	80 - 120
Chromium	0.100	0.101		mg/L		101	80 - 120
Cobalt	0.0500	0.0515		mg/L		103	80 - 120
Lead	0.500	0.509		mg/L		102	80 - 120
Lithium	0.500	0.474		mg/L		95	80 - 120
Magnesium	5.00	4.74		mg/L		95	80 - 120
Molybdenum	0.100	0.103		mg/L		103	80 - 120
Potassium	7.00	6.90		mg/L		99	80 - 120
Selenium	0.100	0.102		mg/L		102	80 - 120
Sodium	5.00	5.18		mg/L		104	80 - 120
Thallium	0.0500	0.0457		mg/L		91	80 - 120

Lab Sample ID: LCS 680-791700/2-A
Matrix: Water
Analysis Batch: 792230

Client Sample ID: Lab Control Sample
Prep Type: Total Recoverable
Prep Batch: 791700

Analyte	Spike Added	LCS Result	LCS Qualifier	Unit	D	%Rec	%Rec Limits

Lab Sample ID: 680-238597-C-3-B MS
Matrix: Water
Analysis Batch: 792029

Client Sample ID: Matrix Spike
Prep Type: Total Recoverable
Prep Batch: 791700

Analyte	Sample	Sample	Spike Added	MS	MS	Unit	D	%Rec	%Rec Limits
	Result	Qualifier		Result	Qualifier				
Antimony	0.00048	J	0.0500	0.0442		mg/L		87	75 - 125
Arsenic	0.011		0.100	0.100		mg/L		89	75 - 125
Barium	0.38	F1	0.100	0.415	F1	mg/L		32	75 - 125
Beryllium	<0.00020		0.0500	0.0445		mg/L		89	75 - 125

Eurofins Savannah

QC Sample Results

Client: Southern Company
Project/Site: CCR - Plant Scherer Additional PZ

Job ID: 680-238570-1

Method: 6020B - Metals (ICP/MS) (Continued)

Lab Sample ID: 680-238597-C-3-B MS
Matrix: Water
Analysis Batch: 792029

Client Sample ID: Matrix Spike
Prep Type: Total Recoverable
Prep Batch: 791700

Analyte	Sample	Sample	Spike	MS	MS	Unit	D	%Rec	%Rec	
	Result	Qualifier		Result	Qualifier				Limits	Limits
Cadmium	<0.000078		0.0500	0.0428		mg/L		86	75 - 125	
Calcium	75		5.00	68.7	4	mg/L		-125	75 - 125	
Chromium	<0.0012		0.100	0.0926		mg/L		93	75 - 125	
Cobalt	0.0052		0.0500	0.0509		mg/L		91	75 - 125	
Lead	0.00054	J	0.500	0.456		mg/L		91	75 - 125	
Lithium	<0.0020		0.500	0.429		mg/L		86	75 - 125	
Magnesium	7.9	F1	5.00	10.9	F1	mg/L		61	75 - 125	
Molybdenum	0.0028	J	0.100	0.0948		mg/L		92	75 - 125	
Potassium	11	F1	7.00	16.0	F1	mg/L		67	75 - 125	
Selenium	<0.00099		0.100	0.0954		mg/L		95	75 - 125	
Sodium	15	F1	5.00	17.3	F1	mg/L		50	75 - 125	
Thallium	<0.00026		0.0500	0.0419		mg/L		84	75 - 125	

Lab Sample ID: 680-238597-C-3-C MSD
Matrix: Water
Analysis Batch: 792029

Client Sample ID: Matrix Spike Duplicate
Prep Type: Total Recoverable
Prep Batch: 791700

Analyte	Sample	Sample	Spike	MSD	MSD	Unit	D	%Rec	%Rec		RPD	
	Result	Qualifier		Result	Qualifier				Limits	Limits	RPD	Limit
Antimony	0.00048	J	0.0500	0.0536		mg/L		106	75 - 125	19	20	
Arsenic	0.011		0.100	0.118		mg/L		107	75 - 125	17	20	
Barium	0.38	F1	0.100	0.509	F1	mg/L		126	75 - 125	20	20	
Beryllium	<0.00020		0.0500	0.0522		mg/L		104	75 - 125	16	20	
Cadmium	<0.000078		0.0500	0.0518		mg/L		104	75 - 125	19	20	
Calcium	75		5.00	77.9	4	mg/L		60	75 - 125	13	20	
Chromium	<0.0012		0.100	0.110		mg/L		110	75 - 125	17	20	
Cobalt	0.0052		0.0500	0.0617		mg/L		113	75 - 125	19	20	
Lead	0.00054	J	0.500	0.551		mg/L		110	75 - 125	19	20	
Lithium	<0.0020		0.500	0.487		mg/L		97	75 - 125	13	20	
Magnesium	7.9	F1	5.00	13.0		mg/L		103	75 - 125	18	20	
Molybdenum	0.0028	J	0.100	0.115		mg/L		112	75 - 125	19	20	
Potassium	11	F1	7.00	18.9		mg/L		109	75 - 125	17	20	
Selenium	<0.00099		0.100	0.108		mg/L		108	75 - 125	13	20	
Sodium	15	F1	5.00	20.0		mg/L		105	75 - 125	15	20	
Thallium	<0.00026		0.0500	0.0508		mg/L		102	75 - 125	19	20	

Method: 7470A - Mercury (CVAA)

Lab Sample ID: MB 680-792328/1-A
Matrix: Water
Analysis Batch: 792548

Client Sample ID: Method Blank
Prep Type: Total/NA
Prep Batch: 792328

Analyte	MB	MB	RL	MDL	Unit	D	Prepared	Analyzed	Dil Fac
	Result	Qualifier							
Mercury	<0.000080		0.00020	0.000080	mg/L		08/08/23 12:02	08/09/23 09:46	1

Lab Sample ID: LCS 680-792328/2-A
Matrix: Water
Analysis Batch: 792548

Client Sample ID: Lab Control Sample
Prep Type: Total/NA
Prep Batch: 792328

Analyte	Spike	LCS	LCS	Unit	D	%Rec	%Rec	
							Added	Result
Mercury	0.00250	0.00239		mg/L		96	80 - 120	

Eurofins Savannah

QC Sample Results

Client: Southern Company
 Project/Site: CCR - Plant Scherer Additional PZ

Job ID: 680-238570-1

Method: 7470A - Mercury (CVAA)

Lab Sample ID: 752-10100-C-3-D MS
Matrix: Water
Analysis Batch: 792548

Client Sample ID: Matrix Spike
Prep Type: Total/NA
Prep Batch: 792328

Analyte	Sample Result	Sample Qualifier	Spike Added	MS Result	MS Qualifier	Unit	D	%Rec	%Rec Limits
Mercury	<0.000080	F1	0.00100	0.000756	F1	mg/L		76	80 - 120

Lab Sample ID: 752-10100-C-3-E MSD
Matrix: Water
Analysis Batch: 792548

Client Sample ID: Matrix Spike Duplicate
Prep Type: Total/NA
Prep Batch: 792328

Analyte	Sample Result	Sample Qualifier	Spike Added	MSD Result	MSD Qualifier	Unit	D	%Rec	%Rec Limits	RPD	RPD Limit
Mercury	<0.000080	F1	0.00100	0.000785	F1	mg/L		78	80 - 120	4	20

Method: 2320B-2011 - Alkalinity, Total

Lab Sample ID: MB 680-792055/4
Matrix: Water
Analysis Batch: 792055

Client Sample ID: Method Blank
Prep Type: Total/NA

Analyte	MB Result	MB Qualifier	RL	MDL	Unit	D	Prepared	Analyzed	Dil Fac
Total Alkalinity as CaCO3 to pH 4.5	<2.2		5.0	2.2	mg/L			08/04/23 14:33	1
Bicarbonate Alkalinity as CaCO3	<5.0		5.0	5.0	mg/L			08/04/23 14:33	1
Carbonate Alkalinity as CaCO3	<5.0		5.0	5.0	mg/L			08/04/23 14:33	1

Lab Sample ID: LCS 680-792055/6
Matrix: Water
Analysis Batch: 792055

Client Sample ID: Lab Control Sample
Prep Type: Total/NA

Analyte	Spike Added	LCS Result	LCS Qualifier	Unit	D	%Rec	%Rec Limits
Total Alkalinity as CaCO3 to pH 4.5	250	244		mg/L		98	90 - 112

Lab Sample ID: LCSD 680-792055/31
Matrix: Water
Analysis Batch: 792055

Client Sample ID: Lab Control Sample Dup
Prep Type: Total/NA

Analyte	Spike Added	LCSD Result	LCSD Qualifier	Unit	D	%Rec	%Rec Limits	RPD	RPD Limit
Total Alkalinity as CaCO3 to pH 4.5	250	243		mg/L		97	90 - 112	0	30

Lab Sample ID: 680-238568-D-3 DU
Matrix: Water
Analysis Batch: 792055

Client Sample ID: Duplicate
Prep Type: Total/NA

Analyte	Sample Result	Sample Qualifier	DU Result	DU Qualifier	Unit	D	RPD	RPD Limit
Total Alkalinity as CaCO3 to pH 4.5	20		15.2		mg/L		29	30
Bicarbonate Alkalinity as CaCO3	20		15.2		mg/L		29	30
Carbonate Alkalinity as CaCO3	<5.0		<5.0		mg/L		NC	30

QC Sample Results

Client: Southern Company
 Project/Site: CCR - Plant Scherer Additional PZ

Job ID: 680-238570-1

Method: 2320B-2011 - Alkalinity, Total (Continued)

Lab Sample ID: MB 680-792058/4
Matrix: Water
Analysis Batch: 792058

Client Sample ID: Method Blank
Prep Type: Total/NA

Analyte	MB Result	MB Qualifier	RL	MDL	Unit	D	Prepared	Analyzed	Dil Fac
Total Alkalinity as CaCO3 to pH 4.5	<2.2		5.0	2.2	mg/L			08/04/23 20:07	1
Bicarbonate Alkalinity as CaCO3	<5.0		5.0	5.0	mg/L			08/04/23 20:07	1
Carbonate Alkalinity as CaCO3	<5.0		5.0	5.0	mg/L			08/04/23 20:07	1

Lab Sample ID: LCS 680-792058/6
Matrix: Water
Analysis Batch: 792058

Client Sample ID: Lab Control Sample
Prep Type: Total/NA

Analyte	Spike Added	LCS Result	LCS Qualifier	Unit	D	%Rec	%Rec Limits
Total Alkalinity as CaCO3 to pH 4.5	250	246		mg/L		99	90 - 112

Lab Sample ID: LCSD 680-792058/31
Matrix: Water
Analysis Batch: 792058

Client Sample ID: Lab Control Sample Dup
Prep Type: Total/NA

Analyte	Spike Added	LCSD Result	LCSD Qualifier	Unit	D	%Rec	%Rec Limits	RPD	RPD Limit
Total Alkalinity as CaCO3 to pH 4.5	250	247		mg/L		99	90 - 112	0	30

Lab Sample ID: 680-238570-2 DU
Matrix: Water
Analysis Batch: 792058

Client Sample ID: SCH-PZ-251
Prep Type: Total/NA

Analyte	Sample Result	Sample Qualifier	DU Result	DU Qualifier	Unit	D	RPD	RPD Limit
Total Alkalinity as CaCO3 to pH 4.5	120		121		mg/L		1	30
Bicarbonate Alkalinity as CaCO3	120		121		mg/L		1	30
Carbonate Alkalinity as CaCO3	<5.0		<5.0		mg/L		NC	30

Method: 2540C-2011 - Total Dissolved Solids (Dried at 180 °C)

Lab Sample ID: MB 680-792282/1
Matrix: Water
Analysis Batch: 792282

Client Sample ID: Method Blank
Prep Type: Total/NA

Analyte	MB Result	MB Qualifier	RL	MDL	Unit	D	Prepared	Analyzed	Dil Fac
Total Dissolved Solids	<10		10	10	mg/L			08/08/23 10:31	1

Lab Sample ID: LCS 680-792282/2
Matrix: Water
Analysis Batch: 792282

Client Sample ID: Lab Control Sample
Prep Type: Total/NA

Analyte	Spike Added	LCS Result	LCS Qualifier	Unit	D	%Rec	%Rec Limits
Total Dissolved Solids	2380	2400		mg/L		101	80 - 120

QC Sample Results

Client: Southern Company
 Project/Site: CCR - Plant Scherer Additional PZ

Job ID: 680-238570-1

Method: 2540C-2011 - Total Dissolved Solids (Dried at 180 °C) (Continued)

Lab Sample ID: LCSD 680-792282/3

Matrix: Water

Analysis Batch: 792282

Client Sample ID: Lab Control Sample Dup

Prep Type: Total/NA

Analyte	Spike Added	LCSD Result	LCSD Qualifier	Unit	D	%Rec	%Rec Limits	RPD	RPD Limit
Total Dissolved Solids	2380	2400		mg/L		101	80 - 120	0	25

Lab Sample ID: 680-238568-C-10 DU

Matrix: Water

Analysis Batch: 792282

Client Sample ID: Duplicate

Prep Type: Total/NA

Analyte	Sample Result	Sample Qualifier	DU Result	DU Qualifier	Unit	D	RPD	RPD Limit
Total Dissolved Solids	280		282		mg/L		0	5

Lab Sample ID: 680-238571-C-2 DU

Matrix: Water

Analysis Batch: 792282

Client Sample ID: Duplicate

Prep Type: Total/NA

Analyte	Sample Result	Sample Qualifier	DU Result	DU Qualifier	Unit	D	RPD	RPD Limit
Total Dissolved Solids	220		221		mg/L		1	5

QC Association Summary

Client: Southern Company
 Project/Site: CCR - Plant Scherer Additional PZ

Job ID: 680-238570-1

HPLC/IC

Analysis Batch: 792508

Lab Sample ID	Client Sample ID	Prep Type	Matrix	Method	Prep Batch
680-238570-1	SCH-PZ-25S	Total/NA	Water	300.0-1993 R2.1	
680-238570-2	SCH-PZ-25I	Total/NA	Water	300.0-1993 R2.1	
MB 680-792508/33	Method Blank	Total/NA	Water	300.0-1993 R2.1	
LCS 680-792508/34	Lab Control Sample	Total/NA	Water	300.0-1993 R2.1	
LCSD 680-792508/35	Lab Control Sample Dup	Total/NA	Water	300.0-1993 R2.1	
680-238570-1 MS	SCH-PZ-25S	Total/NA	Water	300.0-1993 R2.1	
680-238570-1 MSD	SCH-PZ-25S	Total/NA	Water	300.0-1993 R2.1	

Analysis Batch: 793133

Lab Sample ID	Client Sample ID	Prep Type	Matrix	Method	Prep Batch
680-238570-2	SCH-PZ-25I	Total/NA	Water	300.0-1993 R2.1	
MB 680-793133/2	Method Blank	Total/NA	Water	300.0-1993 R2.1	
LCS 680-793133/4	Lab Control Sample	Total/NA	Water	300.0-1993 R2.1	
LCSD 680-793133/5	Lab Control Sample Dup	Total/NA	Water	300.0-1993 R2.1	
680-238616-C-16 MS	Matrix Spike	Total/NA	Water	300.0-1993 R2.1	
680-238616-C-16 MSD	Matrix Spike Duplicate	Total/NA	Water	300.0-1993 R2.1	

Metals

Prep Batch: 791700

Lab Sample ID	Client Sample ID	Prep Type	Matrix	Method	Prep Batch
680-238570-1	SCH-PZ-25S	Total Recoverable	Water	3005A	
680-238570-2	SCH-PZ-25I	Total Recoverable	Water	3005A	
MB 680-791700/1-A	Method Blank	Total Recoverable	Water	3005A	
LCS 680-791700/2-A	Lab Control Sample	Total Recoverable	Water	3005A	
680-238597-C-3-B MS	Matrix Spike	Total Recoverable	Water	3005A	
680-238597-C-3-C MSD	Matrix Spike Duplicate	Total Recoverable	Water	3005A	

Analysis Batch: 792029

Lab Sample ID	Client Sample ID	Prep Type	Matrix	Method	Prep Batch
680-238570-1	SCH-PZ-25S	Total Recoverable	Water	6020B	791700
680-238570-2	SCH-PZ-25I	Total Recoverable	Water	6020B	791700
MB 680-791700/1-A	Method Blank	Total Recoverable	Water	6020B	791700
LCS 680-791700/2-A	Lab Control Sample	Total Recoverable	Water	6020B	791700
680-238597-C-3-B MS	Matrix Spike	Total Recoverable	Water	6020B	791700
680-238597-C-3-C MSD	Matrix Spike Duplicate	Total Recoverable	Water	6020B	791700

Analysis Batch: 792230

Lab Sample ID	Client Sample ID	Prep Type	Matrix	Method	Prep Batch
680-238570-1	SCH-PZ-25S	Total Recoverable	Water	6020B	791700
680-238570-2	SCH-PZ-25I	Total Recoverable	Water	6020B	791700
MB 680-791700/1-A	Method Blank	Total Recoverable	Water	6020B	791700
LCS 680-791700/2-A	Lab Control Sample	Total Recoverable	Water	6020B	791700

Prep Batch: 792328

Lab Sample ID	Client Sample ID	Prep Type	Matrix	Method	Prep Batch
680-238570-1	SCH-PZ-25S	Total/NA	Water	7470A	
MB 680-792328/1-A	Method Blank	Total/NA	Water	7470A	
LCS 680-792328/2-A	Lab Control Sample	Total/NA	Water	7470A	
752-10100-C-3-D MS	Matrix Spike	Total/NA	Water	7470A	
752-10100-C-3-E MSD	Matrix Spike Duplicate	Total/NA	Water	7470A	

Eurofins Savannah

QC Association Summary

Client: Southern Company
 Project/Site: CCR - Plant Scherer Additional PZ

Job ID: 680-238570-1

Metals

Analysis Batch: 792548

Lab Sample ID	Client Sample ID	Prep Type	Matrix	Method	Prep Batch
680-238570-1	SCH-PZ-25S	Total/NA	Water	7470A	792328
MB 680-792328/1-A	Method Blank	Total/NA	Water	7470A	792328
LCS 680-792328/2-A	Lab Control Sample	Total/NA	Water	7470A	792328
752-10100-C-3-D MS	Matrix Spike	Total/NA	Water	7470A	792328
752-10100-C-3-E MSD	Matrix Spike Duplicate	Total/NA	Water	7470A	792328

General Chemistry

Analysis Batch: 792055

Lab Sample ID	Client Sample ID	Prep Type	Matrix	Method	Prep Batch
680-238570-1	SCH-PZ-25S	Total/NA	Water	2320B-2011	
MB 680-792055/4	Method Blank	Total/NA	Water	2320B-2011	
LCS 680-792055/6	Lab Control Sample	Total/NA	Water	2320B-2011	
LCSD 680-792055/31	Lab Control Sample Dup	Total/NA	Water	2320B-2011	
680-238568-D-3 DU	Duplicate	Total/NA	Water	2320B-2011	

Analysis Batch: 792058

Lab Sample ID	Client Sample ID	Prep Type	Matrix	Method	Prep Batch
680-238570-2	SCH-PZ-25I	Total/NA	Water	2320B-2011	
MB 680-792058/4	Method Blank	Total/NA	Water	2320B-2011	
LCS 680-792058/6	Lab Control Sample	Total/NA	Water	2320B-2011	
LCSD 680-792058/31	Lab Control Sample Dup	Total/NA	Water	2320B-2011	
680-238570-2 DU	SCH-PZ-25I	Total/NA	Water	2320B-2011	

Analysis Batch: 792282

Lab Sample ID	Client Sample ID	Prep Type	Matrix	Method	Prep Batch
680-238570-1	SCH-PZ-25S	Total/NA	Water	2540C-2011	
680-238570-2	SCH-PZ-25I	Total/NA	Water	2540C-2011	
MB 680-792282/1	Method Blank	Total/NA	Water	2540C-2011	
LCS 680-792282/2	Lab Control Sample	Total/NA	Water	2540C-2011	
LCSD 680-792282/3	Lab Control Sample Dup	Total/NA	Water	2540C-2011	
680-238568-C-10 DU	Duplicate	Total/NA	Water	2540C-2011	
680-238571-C-2 DU	Duplicate	Total/NA	Water	2540C-2011	

Lab Chronicle

Client: Southern Company
 Project/Site: CCR - Plant Scherer Additional PZ

Job ID: 680-238570-1

Client Sample ID: SCH-PZ-25S

Lab Sample ID: 680-238570-1

Date Collected: 08/02/23 10:43

Matrix: Water

Date Received: 08/03/23 11:30

Prep Type	Batch Type	Batch Method	Run	Dil Factor	Initial Amount	Final Amount	Batch Number	Prepared or Analyzed	Analyst	Lab
Total/NA	Analysis	300.0-1993 R2.1		1	5 mL	5 mL	792508	08/09/23 20:56	UI	EET SAV
Instrument ID: CICK										
Total Recoverable	Prep	3005A			25 mL	125 mL	791700	08/04/23 05:48	RR	EET SAV
Total Recoverable	Analysis	6020B		1			792029	08/05/23 14:00	BWR	EET SAV
Instrument ID: ICPMSC										
Total Recoverable	Prep	3005A			25 mL	125 mL	791700	08/04/23 05:48	RR	EET SAV
Total Recoverable	Analysis	6020B		1			792230	08/07/23 14:36	BWR	EET SAV
Instrument ID: ICPMSC										
Total/NA	Prep	7470A			50 mL	50 mL	792328	08/08/23 12:02	DW	EET SAV
Total/NA	Analysis	7470A		1			792548	08/09/23 10:12	BJB	EET SAV
Instrument ID: QuickTrace2										
Total/NA	Analysis	2320B-2011		1			792055	08/04/23 17:52	PG	EET SAV
Instrument ID: MANTECH 2										
Total/NA	Analysis	2540C-2011		1	200 mL	200 mL	792282	08/08/23 10:31	PG	EET SAV
Instrument ID: NOEQUIP										

Client Sample ID: SCH-PZ-25I

Lab Sample ID: 680-238570-2

Date Collected: 08/02/23 13:03

Matrix: Water

Date Received: 08/03/23 11:30

Prep Type	Batch Type	Batch Method	Run	Dil Factor	Initial Amount	Final Amount	Batch Number	Prepared or Analyzed	Analyst	Lab
Total/NA	Analysis	300.0-1993 R2.1		1	5 mL	5 mL	792508	08/09/23 21:34	UI	EET SAV
Instrument ID: CICK										
Total/NA	Analysis	300.0-1993 R2.1		1	5 mL	5 mL	793133	08/12/23 16:35	T1C	EET SAV
Instrument ID: CICK										
Total Recoverable	Prep	3005A			25 mL	125 mL	791700	08/04/23 05:48	RR	EET SAV
Total Recoverable	Analysis	6020B		1			792029	08/05/23 13:56	BWR	EET SAV
Instrument ID: ICPMSC										
Total Recoverable	Prep	3005A			25 mL	125 mL	791700	08/04/23 05:48	RR	EET SAV
Total Recoverable	Analysis	6020B		1			792230	08/07/23 14:32	BWR	EET SAV
Instrument ID: ICPMSC										
Total/NA	Analysis	2320B-2011		1			792058	08/04/23 20:34	PG	EET SAV
Instrument ID: MANTECH 2										
Total/NA	Analysis	2540C-2011		1	200 mL	200 mL	792282	08/08/23 10:31	PG	EET SAV
Instrument ID: NOEQUIP										

Laboratory References:

EET SAV = Eurofins Savannah, 5102 LaRoche Avenue, Savannah, GA 31404, TEL (912)354-7858

Accreditation/Certification Summary

Client: Southern Company
Project/Site: CCR - Plant Scherer Additional PZ

Job ID: 680-238570-1

Laboratory: Eurofins Savannah

The accreditations/certifications listed below are applicable to this report.

Authority	Program	Identification Number	Expiration Date
Florida	NELAP	E87052	06-30-24
Georgia	State	E87052	06-30-24

1

2

3

4

5

6

7

8

9

10

11

12

Method Summary

Client: Southern Company
Project/Site: CCR - Plant Scherer Additional PZ

Job ID: 680-238570-1

Method	Method Description	Protocol	Laboratory
300.0-1993 R2.1	Anions, Ion Chromatography	MCAWW	EET SAV
6020B	Metals (ICP/MS)	SW846	EET SAV
7470A	Mercury (CVAA)	SW846	EET SAV
2320B-2011	Alkalinity, Total	SM	EET SAV
2540C-2011	Total Dissolved Solids (Dried at 180 °C)	SM	EET SAV
3005A	Preparation, Total Recoverable or Dissolved Metals	SW846	EET SAV
7470A	Preparation, Mercury	SW846	EET SAV

Protocol References:

- MCAWW = "Methods For Chemical Analysis Of Water And Wastes", EPA-600/4-79-020, March 1983 And Subsequent Revisions.
- SM = "Standard Methods For The Examination Of Water And Wastewater"
- SW846 = "Test Methods For Evaluating Solid Waste, Physical/Chemical Methods", Third Edition, November 1986 And Its Updates.

Laboratory References:

- EET SAV = Eurofins Savannah, 5102 LaRoche Avenue, Savannah, GA 31404, TEL (912)354-7858

TestAmerica Pittsburgh

Chain of Custody Record



THE LEADER IN ENVIRONMENTAL TESTING

301 Alpha Drive
RIDC Park
Pittsburgh, PA 15238-2907
phone 412 963 7058 fax 412 963 2468

Regulatory Program: DW NPDES RCRA Other

estAmerica Laboratories, Inc.

Client Contact		Project Manager: Dawn Prell		Site Contact Dawn Prell		Date: 08/02/2023		COC No								
Joju Abraham		Tel/Fax: 248-536-5445		Lab Contact David Fuller		Carrier		1 of 1 COCs								
Southern Company		Analysis Turnaround Time		Filtered Sample (Y/N) Perform MS / MSD (Y/N) App III metals B, Ca App IV metals Sb, As, Ba, Be, Cd, Cr, Co, Pb, Li, Hg, Mo, Se, Ti Radium 226 + 228 Mg, Na, K Co only HCO3, CO3 Alkalinity Cl, F, SO4, TDS		Sampler For Lab Use Only Walk-in Client Lab Sampling		Job / SDG No								
241 Ralph McGill Blvd SE B10185		<input checked="" type="checkbox"/> CALENDAR DAYS <input type="checkbox"/> WORKING DAYS														
Atlanta, GA 30308		TAT if different from Below ___ 3-5 days ___														
JAbraham@southernco.com		<input type="checkbox"/> 2 weeks														
Project Name: CCR - Plant Scherer Additional PZ		<input type="checkbox"/> 1 week														
Site Georgia		<input type="checkbox"/> 2 days														
Project # 31406440.008		<input type="checkbox"/> 1 day														
Sample Identification		Sample Date	Sample Time	Sample Type (C=Comp, G=Grab)	Matrix	# of Cont.	Filtered	Perform MS / MSD	App III metals	App IV metals	Radium	Mg, Na, K	Co only	HCO3, CO3 Alkalinity	Cl, F, SO4, TDS	Sample Specific Notes
SCH-PZ-25S		8/2/2023	10 43	G	WG	6	N	N	X	X	X	X		X	X	680-238570 Chain of Custody
SCH-PZ-25I		8/2/2023	13 03	G	WG	3	N	N	X			X	X	X	X	
Preservation Used: 1= Ice, 2= HCl; 3= H2SO4; 4=HNO3; 5=NaOH; 6= Other																
Possible Hazard Identification: Are any samples from a listed EPA Hazardous Waste? Please List any EPA Waste Codes for the sample in the Comments Section if the lab is to dispose of the sample																
<input type="checkbox"/> Non-Hazard <input type="checkbox"/> Flammable <input type="checkbox"/> Skin Irritant <input type="checkbox"/> Poison B <input type="checkbox"/> Unknown																
Sample Disposal (A fee may be assessed if samples are retained longer than 1 month)																
<input type="checkbox"/> Return to Client <input type="checkbox"/> Disposal by Lab <input type="checkbox"/> Archive for _____ Months																
Special Instructions/QC Requirements & Comments SCH-CCR-ASSMT-2023S2																
Custody Seals Intact <input type="checkbox"/> Yes <input type="checkbox"/> No																
Custody Seal No		Custody Seal No		Cooler Temp (°C) Obs'd		Corr'd		Therm ID No								
Relinquished by MARK MANN / <i>[Signature]</i>		Company WSP		Date/Time 08/03/23		Received by MIKE GEMMILL		Company <i>[Signature]</i>		Date/Time 8/3/23 8 AM						
Relinquished by		Company		Date/Time		Received by		Company		Date/Time						
Relinquished by		Company		Date/Time		Received in Laboratory by <i>[Signature]</i>		Company <i>[Signature]</i>		Date/Time 8.3.23 1130						



Login Sample Receipt Checklist

Client: Southern Company

Job Number: 680-238570-1

Login Number: 238570

List Number: 1

Creator: Sims, Robert D

List Source: Eurofins Savannah

Question	Answer	Comment
Radioactivity wasn't checked or is <=/ background as measured by a survey meter.	N/A	
The cooler's custody seal, if present, is intact.	True	
Sample custody seals, if present, are intact.	True	
The cooler or samples do not appear to have been compromised or tampered with.	True	
Samples were received on ice.	True	
Cooler Temperature is acceptable.	True	
Cooler Temperature is recorded.	True	
COC is present.	True	
COC is filled out in ink and legible.	True	
COC is filled out with all pertinent information.	True	
Is the Field Sampler's name present on COC?	True	
There are no discrepancies between the containers received and the COC.	True	
Samples are received within Holding Time (excluding tests with immediate HTs)	True	
Sample containers have legible labels.	True	
Containers are not broken or leaking.	True	
Sample collection date/times are provided.	True	
Appropriate sample containers are used.	True	
Sample bottles are completely filled.	True	
Sample Preservation Verified.	N/A	
There is sufficient vol. for all requested analyses, incl. any requested MS/MSDs	True	
Containers requiring zero headspace have no headspace or bubble is <6mm (1/4").	N/A	
Multiphasic samples are not present.	True	
Samples do not require splitting or compositing.	True	
Residual Chlorine Checked.	N/A	





ANALYTICAL REPORT

PREPARED FOR

Attn: Joju Abraham
Southern Company
241 Ralph McGill Blvd SE
B10185
Atlanta, Georgia 30308

Generated 8/15/2023 8:59:44 PM

JOB DESCRIPTION

CCR - Plant Scherer Ash Pond

JOB NUMBER

680-238571-1

Eurofins Savannah

Job Notes

This report may not be reproduced except in full, and with written approval from the laboratory. The results relate only to the samples tested. For questions please contact the Project Manager at the e-mail address or telephone number listed on this page.

The test results in this report relate only to the samples as received by the laboratory and will meet all requirements of the methodology, with any exceptions noted. This report shall not be reproduced except in full, without the express written approval of the laboratory. All questions should be directed to the Eurofins Environment Testing Southeast, LLC Project Manager.

Authorization



Generated
8/15/2023 8:59:44 PM

Authorized for release by
David Fuller, Project Manager
David.Fuller@et.eurofinsus.com
(770)344-8986

Definitions/Glossary

Client: Southern Company
Project/Site: CCR - Plant Scherer Ash Pond

Job ID: 680-238571-1

Qualifiers

HPLC/IC

Qualifier	Qualifier Description
4	MS, MSD: The analyte present in the original sample is greater than 4 times the matrix spike concentration; therefore, control limits are not applicable.

Metals

Qualifier	Qualifier Description
4	MS, MSD: The analyte present in the original sample is greater than 4 times the matrix spike concentration; therefore, control limits are not applicable.
F1	MS and/or MSD recovery exceeds control limits.
J	Result is less than the RL but greater than or equal to the MDL and the concentration is an approximate value.

Glossary

Abbreviation	These commonly used abbreviations may or may not be present in this report.
α	Listed under the "D" column to designate that the result is reported on a dry weight basis
%R	Percent Recovery
CFL	Contains Free Liquid
CFU	Colony Forming Unit
CNF	Contains No Free Liquid
DER	Duplicate Error Ratio (normalized absolute difference)
Dil Fac	Dilution Factor
DL	Detection Limit (DoD/DOE)
DL, RA, RE, IN	Indicates a Dilution, Re-analysis, Re-extraction, or additional Initial metals/anion analysis of the sample
DLC	Decision Level Concentration (Radiochemistry)
EDL	Estimated Detection Limit (Dioxin)
LOD	Limit of Detection (DoD/DOE)
LOQ	Limit of Quantitation (DoD/DOE)
MCL	EPA recommended "Maximum Contaminant Level"
MDA	Minimum Detectable Activity (Radiochemistry)
MDC	Minimum Detectable Concentration (Radiochemistry)
MDL	Method Detection Limit
ML	Minimum Level (Dioxin)
MPN	Most Probable Number
MQL	Method Quantitation Limit
NC	Not Calculated
ND	Not Detected at the reporting limit (or MDL or EDL if shown)
NEG	Negative / Absent
POS	Positive / Present
PQL	Practical Quantitation Limit
PRES	Presumptive
QC	Quality Control
RER	Relative Error Ratio (Radiochemistry)
RL	Reporting Limit or Requested Limit (Radiochemistry)
RPD	Relative Percent Difference, a measure of the relative difference between two points
TEF	Toxicity Equivalent Factor (Dioxin)
TEQ	Toxicity Equivalent Quotient (Dioxin)
TNTC	Too Numerous To Count

Sample Summary

Client: Southern Company
Project/Site: CCR - Plant Scherer Ash Pond

Job ID: 680-238571-1

Lab Sample ID	Client Sample ID	Matrix	Collected	Received
680-238571-1	SCH-SGWC-11	Water	08/02/23 15:41	08/03/23 11:30
680-238571-2	SCH-SGWC-13	Water	08/02/23 15:55	08/03/23 11:30

1

2

3

4

5

6

7

8

9

10

11

12

Case Narrative

Client: Southern Company
Project/Site: CCR - Plant Scherer Ash Pond

Job ID: 680-238571-1

Job ID: 680-238571-1

Laboratory: Eurofins Savannah

Narrative

**Job Narrative
680-238571-1**

Receipt

The samples were received on 8/3/2023 11:30 AM. Unless otherwise noted below, the samples arrived in good condition, and, where required, properly preserved and on ice. The temperature of the cooler at receipt time was 5.0°C

HPLC/IC


No additional analytical or quality issues were noted, other than those described above or in the Definitions/ Glossary page.

Metals

No additional analytical or quality issues were noted, other than those described above or in the Definitions/ Glossary page.

General Chemistry

No additional analytical or quality issues were noted, other than those described above or in the Definitions/ Glossary page.



Client Sample Results

Client: Southern Company
Project/Site: CCR - Plant Scherer Ash Pond

Job ID: 680-238571-1

Client Sample ID: SCH-SGWC-11

Lab Sample ID: 680-238571-1

Date Collected: 08/02/23 15:41

Matrix: Water

Date Received: 08/03/23 11:30

Method: MCAWW 300.0-1993 R2.1 - Anions, Ion Chromatography

Analyte	Result	Qualifier	RL	MDL	Unit	D	Prepared	Analyzed	Dil Fac
Sulfate	4.8		1.0	0.40	mg/L			08/09/23 21:46	1
Fluoride	<0.040		0.10	0.040	mg/L			08/09/23 21:46	1
Chloride	10		1.0	0.20	mg/L			08/09/23 21:46	1

Method: SW846 6020B - Metals (ICP/MS) - Total Recoverable

Analyte	Result	Qualifier	RL	MDL	Unit	D	Prepared	Analyzed	Dil Fac
Antimony	<0.00034		0.0020	0.00034	mg/L		08/04/23 05:48	08/05/23 14:13	1
Arsenic	<0.00086		0.0010	0.00086	mg/L		08/04/23 05:48	08/05/23 14:13	1
Barium	0.048		0.010	0.00089	mg/L		08/04/23 05:48	08/05/23 14:13	1
Beryllium	<0.00020		0.0025	0.00020	mg/L		08/04/23 05:48	08/05/23 14:13	1
Boron	0.57		0.080	0.022	mg/L		08/04/23 05:48	08/07/23 14:48	1
Cadmium	<0.000078		0.0025	0.000078	mg/L		08/04/23 05:48	08/05/23 14:13	1
Calcium	1.8		0.50	0.14	mg/L		08/04/23 05:48	08/05/23 14:13	1
Chromium	<0.0012		0.0020	0.0012	mg/L		08/04/23 05:48	08/05/23 14:13	1
Cobalt	0.022		0.0025	0.00022	mg/L		08/04/23 05:48	08/05/23 14:13	1
Iron	0.22		0.10	0.012	mg/L		08/04/23 05:48	08/05/23 14:13	1
Lead	<0.00021		0.0010	0.00021	mg/L		08/04/23 05:48	08/05/23 14:13	1
Lithium	<0.0020		0.0050	0.0020	mg/L		08/04/23 05:48	08/05/23 14:13	1
Magnesium	1.4		0.50	0.023	mg/L		08/04/23 05:48	08/05/23 14:13	1
Manganese	0.56		0.0050	0.0022	mg/L		08/04/23 05:48	08/05/23 14:13	1
Molybdenum	<0.00086		0.015	0.00086	mg/L		08/04/23 05:48	08/05/23 14:13	1
Potassium	0.41 J		0.50	0.044	mg/L		08/04/23 05:48	08/05/23 14:13	1
Selenium	<0.00099		0.0050	0.00099	mg/L		08/04/23 05:48	08/05/23 14:13	1
Sodium	9.4		0.50	0.20	mg/L		08/04/23 05:48	08/05/23 14:13	1
Thallium	<0.00026		0.0010	0.00026	mg/L		08/04/23 05:48	08/05/23 14:13	1

Method: SW846 7470A - Mercury (CVAA)

Analyte	Result	Qualifier	RL	MDL	Unit	D	Prepared	Analyzed	Dil Fac
Mercury	<0.000080		0.00020	0.000080	mg/L		08/08/23 12:02	08/09/23 10:13	1

General Chemistry

Analyte	Result	Qualifier	RL	MDL	Unit	D	Prepared	Analyzed	Dil Fac
Total Alkalinity as CaCO3 to pH 4.5 (SM 2320B-2011)	10		5.0	2.2	mg/L			08/04/23 18:07	1
Bicarbonate Alkalinity as CaCO3 (SM 2320B-2011)	10		5.0	5.0	mg/L			08/04/23 18:07	1
Carbonate Alkalinity as CaCO3 (SM 2320B-2011)	<5.0		5.0	5.0	mg/L			08/04/23 18:07	1
Total Dissolved Solids (SM 2540C-2011)	52		10	10	mg/L			08/08/23 10:31	1
Sulfide (SW846 9034)	<10		10	10	mg/L		08/08/23 13:13	08/08/23 13:54	1

Client Sample ID: SCH-SGWC-13

Lab Sample ID: 680-238571-2

Date Collected: 08/02/23 15:55

Matrix: Water

Date Received: 08/03/23 11:30

Method: MCAWW 300.0-1993 R2.1 - Anions, Ion Chromatography

Analyte	Result	Qualifier	RL	MDL	Unit	D	Prepared	Analyzed	Dil Fac
Sulfate	100		1.0	0.40	mg/L			08/10/23 09:39	1
Fluoride	<0.040		0.10	0.040	mg/L			08/10/23 09:39	1
Chloride	13		1.0	0.20	mg/L			08/10/23 09:39	1

Eurofins Savannah

Client Sample Results

Client: Southern Company
 Project/Site: CCR - Plant Scherer Ash Pond

Job ID: 680-238571-1

Client Sample ID: SCH-SGWC-13

Lab Sample ID: 680-238571-2

Date Collected: 08/02/23 15:55

Matrix: Water

Date Received: 08/03/23 11:30

Method: SW846 6020B - Metals (ICP/MS) - Total Recoverable

Analyte	Result	Qualifier	RL	MDL	Unit	D	Prepared	Analyzed	Dil Fac
Antimony	<0.00034		0.0020	0.00034	mg/L		08/04/23 05:48	08/05/23 14:09	1
Arsenic	<0.00086		0.0010	0.00086	mg/L		08/04/23 05:48	08/05/23 14:09	1
Barium	0.036		0.010	0.00089	mg/L		08/04/23 05:48	08/05/23 14:09	1
Beryllium	<0.00020		0.0025	0.00020	mg/L		08/04/23 05:48	08/05/23 14:09	1
Boron	0.64		0.080	0.022	mg/L		08/04/23 05:48	08/07/23 14:44	1
Cadmium	<0.000078		0.0025	0.000078	mg/L		08/04/23 05:48	08/05/23 14:09	1
Calcium	22		0.50	0.14	mg/L		08/04/23 05:48	08/05/23 14:09	1
Chromium	<0.0012		0.0020	0.0012	mg/L		08/04/23 05:48	08/05/23 14:09	1
Cobalt	0.0016 J		0.0025	0.00022	mg/L		08/04/23 05:48	08/05/23 14:09	1
Iron	0.25		0.10	0.012	mg/L		08/04/23 05:48	08/05/23 14:09	1
Lead	<0.00021		0.0010	0.00021	mg/L		08/04/23 05:48	08/05/23 14:09	1
Lithium	<0.0020		0.0050	0.0020	mg/L		08/04/23 05:48	08/05/23 14:09	1
Magnesium	8.1		0.50	0.023	mg/L		08/04/23 05:48	08/05/23 14:09	1
Manganese	0.098		0.0050	0.0022	mg/L		08/04/23 05:48	08/05/23 14:09	1
Molybdenum	<0.00086		0.015	0.00086	mg/L		08/04/23 05:48	08/05/23 14:09	1
Potassium	1.2		0.50	0.044	mg/L		08/04/23 05:48	08/05/23 14:09	1
Selenium	<0.00099		0.0050	0.00099	mg/L		08/04/23 05:48	08/05/23 14:09	1
Sodium	28		0.50	0.20	mg/L		08/04/23 05:48	08/05/23 14:09	1
Thallium	<0.00026		0.0010	0.00026	mg/L		08/04/23 05:48	08/05/23 14:09	1

Method: SW846 7470A - Mercury (CVAA)

Analyte	Result	Qualifier	RL	MDL	Unit	D	Prepared	Analyzed	Dil Fac
Mercury	<0.000080		0.00020	0.000080	mg/L		08/08/23 12:02	08/09/23 10:15	1

General Chemistry

Analyte	Result	Qualifier	RL	MDL	Unit	D	Prepared	Analyzed	Dil Fac
Total Alkalinity as CaCO3 to pH 4.5 (SM 2320B-2011)	24		5.0	2.2	mg/L			08/04/23 18:00	1
Bicarbonate Alkalinity as CaCO3 (SM 2320B-2011)	24		5.0	5.0	mg/L			08/04/23 18:00	1
Carbonate Alkalinity as CaCO3 (SM 2320B-2011)	<5.0		5.0	5.0	mg/L			08/04/23 18:00	1
Total Dissolved Solids (SM 2540C-2011)	220		10	10	mg/L			08/08/23 10:31	1
Sulfide (SW846 9034)	<10		10	10	mg/L		08/08/23 13:13	08/08/23 13:54	1

QC Sample Results

Client: Southern Company
 Project/Site: CCR - Plant Scherer Ash Pond

Job ID: 680-238571-1

Method: 300.0-1993 R2.1 - Anions, Ion Chromatography

Lab Sample ID: MB 680-792508/33
Matrix: Water
Analysis Batch: 792508

Client Sample ID: Method Blank
Prep Type: Total/NA

Analyte	MB Result	MB Qualifier	RL	MDL	Unit	D	Prepared	Analyzed	Dil Fac
Sulfate	<0.40		1.0	0.40	mg/L			08/09/23 17:20	1
Fluoride	<0.040		0.10	0.040	mg/L			08/09/23 17:20	1
Chloride	<0.20		1.0	0.20	mg/L			08/09/23 17:20	1

Lab Sample ID: LCS 680-792508/34
Matrix: Water
Analysis Batch: 792508

Client Sample ID: Lab Control Sample
Prep Type: Total/NA

Analyte	Spike Added	LCS Result	LCS Qualifier	Unit	D	%Rec	%Rec Limits
Sulfate	10.0	10.5		mg/L		105	90 - 110
Fluoride	2.00	2.18		mg/L		109	90 - 110
Chloride	10.0	10.0		mg/L		100	90 - 110

Lab Sample ID: LCSD 680-792508/35
Matrix: Water
Analysis Batch: 792508

Client Sample ID: Lab Control Sample Dup
Prep Type: Total/NA

Analyte	Spike Added	LCSD Result	LCSD Qualifier	Unit	D	%Rec	%Rec Limits	RPD	RPD Limit
Sulfate	10.0	10.5		mg/L		105	90 - 110	1	15
Fluoride	2.00	2.18		mg/L		109	90 - 110	0	15
Chloride	10.0	10.0		mg/L		100	90 - 110	0	15

Lab Sample ID: 680-238570-F-1 MS
Matrix: Water
Analysis Batch: 792508

Client Sample ID: Matrix Spike
Prep Type: Total/NA

Analyte	Sample Result	Sample Qualifier	Spike Added	MS Result	MS Qualifier	Unit	D	%Rec	%Rec Limits
Sulfate	1.0		10.0	10.9		mg/L		99	80 - 120
Fluoride	<0.040		2.00	2.17		mg/L		109	80 - 120
Chloride	4.4		10.0	14.5		mg/L		101	80 - 120

Lab Sample ID: 680-238570-F-1 MSD
Matrix: Water
Analysis Batch: 792508

Client Sample ID: Matrix Spike Duplicate
Prep Type: Total/NA

Analyte	Sample Result	Sample Qualifier	Spike Added	MSD Result	MSD Qualifier	Unit	D	%Rec	%Rec Limits	RPD	RPD Limit
Sulfate	1.0		10.0	10.9		mg/L		99	80 - 120	0	15
Fluoride	<0.040		2.00	2.18		mg/L		109	80 - 120	0	15
Chloride	4.4		10.0	14.5		mg/L		101	80 - 120	0	15

Lab Sample ID: MB 680-792665/2
Matrix: Water
Analysis Batch: 792665

Client Sample ID: Method Blank
Prep Type: Total/NA

Analyte	MB Result	MB Qualifier	RL	MDL	Unit	D	Prepared	Analyzed	Dil Fac
Sulfate	<0.40		1.0	0.40	mg/L			08/10/23 08:37	1
Fluoride	<0.040		0.10	0.040	mg/L			08/10/23 08:37	1
Chloride	<0.20		1.0	0.20	mg/L			08/10/23 08:37	1

QC Sample Results

Client: Southern Company
Project/Site: CCR - Plant Scherer Ash Pond

Job ID: 680-238571-1

Method: 300.0-1993 R2.1 - Anions, Ion Chromatography (Continued)

Lab Sample ID: LCS 680-792665/4
Matrix: Water
Analysis Batch: 792665

Client Sample ID: Lab Control Sample
Prep Type: Total/NA

Analyte	Spike Added	LCS Result	LCS Qualifier	Unit	D	%Rec	%Rec Limits
Sulfate	10.0	10.4		mg/L		104	90 - 110
Fluoride	2.00	2.15		mg/L		108	90 - 110
Chloride	10.0	10.0		mg/L		100	90 - 110

Lab Sample ID: LCSD 680-792665/5
Matrix: Water
Analysis Batch: 792665

Client Sample ID: Lab Control Sample Dup
Prep Type: Total/NA

Analyte	Spike Added	LCSD Result	LCSD Qualifier	Unit	D	%Rec	%Rec Limits	RPD	RPD Limit
Sulfate	10.0	10.3		mg/L		103	90 - 110	1	15
Fluoride	2.00	2.14		mg/L		107	90 - 110	1	15
Chloride	10.0	10.0		mg/L		100	90 - 110	0	15

Lab Sample ID: 680-238571-2 MS
Matrix: Water
Analysis Batch: 792665

Client Sample ID: SCH-SGWC-13
Prep Type: Total/NA

Analyte	Sample Result	Sample Qualifier	Spike Added	MS Result	MS Qualifier	Unit	D	%Rec	%Rec Limits
Sulfate	100		10.0	114	4	mg/L		88	80 - 120
Fluoride	<0.040		2.00	2.14		mg/L		107	80 - 120
Chloride	13		10.0	23.0		mg/L		103	80 - 120

Lab Sample ID: 680-238571-2 MSD
Matrix: Water
Analysis Batch: 792665

Client Sample ID: SCH-SGWC-13
Prep Type: Total/NA

Analyte	Sample Result	Sample Qualifier	Spike Added	MSD Result	MSD Qualifier	Unit	D	%Rec	%Rec Limits	RPD	RPD Limit
Sulfate	100		10.0	113	4	mg/L		86	80 - 120	0	15
Fluoride	<0.040		2.00	2.12		mg/L		106	80 - 120	1	15
Chloride	13		10.0	22.8		mg/L		101	80 - 120	1	15

Method: 6020B - Metals (ICP/MS)

Lab Sample ID: MB 680-791700/1-A
Matrix: Water
Analysis Batch: 792029

Client Sample ID: Method Blank
Prep Type: Total Recoverable
Prep Batch: 791700

Analyte	MB Result	MB Qualifier	RL	MDL	Unit	D	Prepared	Analyzed	Dil Fac
Antimony	<0.00034		0.0020	0.00034	mg/L		08/04/23 05:48	08/05/23 13:36	1
Arsenic	<0.00086		0.0010	0.00086	mg/L		08/04/23 05:48	08/05/23 13:36	1
Barium	<0.00089		0.010	0.00089	mg/L		08/04/23 05:48	08/05/23 13:36	1
Beryllium	<0.00020		0.0025	0.00020	mg/L		08/04/23 05:48	08/05/23 13:36	1
Cadmium	<0.000078		0.0025	0.000078	mg/L		08/04/23 05:48	08/05/23 13:36	1
Calcium	<0.14		0.50	0.14	mg/L		08/04/23 05:48	08/05/23 13:36	1
Chromium	<0.0012		0.0020	0.0012	mg/L		08/04/23 05:48	08/05/23 13:36	1
Cobalt	<0.00022		0.0025	0.00022	mg/L		08/04/23 05:48	08/05/23 13:36	1
Iron	<0.012		0.10	0.012	mg/L		08/04/23 05:48	08/05/23 13:36	1
Lead	<0.00021		0.0010	0.00021	mg/L		08/04/23 05:48	08/05/23 13:36	1
Lithium	<0.0020		0.0050	0.0020	mg/L		08/04/23 05:48	08/05/23 13:36	1
Magnesium	<0.023		0.50	0.023	mg/L		08/04/23 05:48	08/05/23 13:36	1

Eurofins Savannah

QC Sample Results

Client: Southern Company
 Project/Site: CCR - Plant Scherer Ash Pond

Job ID: 680-238571-1

Method: 6020B - Metals (ICP/MS) (Continued)

Lab Sample ID: MB 680-791700/1-A
Matrix: Water
Analysis Batch: 792029

Client Sample ID: Method Blank
Prep Type: Total Recoverable
Prep Batch: 791700

Analyte	MB	MB	RL	MDL	Unit	D	Prepared	Analyzed	Dil Fac
	Result	Qualifier							
Manganese	<0.0022		0.0050	0.0022	mg/L		08/04/23 05:48	08/05/23 13:36	1
Molybdenum	<0.00086		0.015	0.00086	mg/L		08/04/23 05:48	08/05/23 13:36	1
Potassium	<0.044		0.50	0.044	mg/L		08/04/23 05:48	08/05/23 13:36	1
Selenium	<0.00099		0.0050	0.00099	mg/L		08/04/23 05:48	08/05/23 13:36	1
Sodium	<0.20		0.50	0.20	mg/L		08/04/23 05:48	08/05/23 13:36	1
Thallium	<0.00026		0.0010	0.00026	mg/L		08/04/23 05:48	08/05/23 13:36	1

Lab Sample ID: MB 680-791700/1-A
Matrix: Water
Analysis Batch: 792230

Client Sample ID: Method Blank
Prep Type: Total Recoverable
Prep Batch: 791700

Analyte	MB	MB	RL	MDL	Unit	D	Prepared	Analyzed	Dil Fac
	Result	Qualifier							
Boron	<0.022		0.080	0.022	mg/L		08/04/23 05:48	08/07/23 14:12	1

Lab Sample ID: LCS 680-791700/2-A
Matrix: Water
Analysis Batch: 792029

Client Sample ID: Lab Control Sample
Prep Type: Total Recoverable
Prep Batch: 791700

Analyte	Spike Added	LCS Result	LCS Qualifier	Unit	D	%Rec	%Rec Limits	
Antimony	0.0500	0.0477		mg/L		95	80 - 120	
Arsenic	0.100	0.0996		mg/L		100	80 - 120	
Barium	0.100	0.0974		mg/L		97	80 - 120	
Beryllium	0.0500	0.0480		mg/L		96	80 - 120	
Cadmium	0.0500	0.0452		mg/L		90	80 - 120	
Calcium	5.00	5.04		mg/L		101	80 - 120	
Chromium	0.100	0.101		mg/L		101	80 - 120	
Cobalt	0.0500	0.0515		mg/L		103	80 - 120	
Iron	4.99	5.05		mg/L		101	80 - 120	
Lead	0.500	0.509		mg/L		102	80 - 120	
Lithium	0.500	0.474		mg/L		95	80 - 120	
Magnesium	5.00	4.74		mg/L		95	80 - 120	
Manganese	0.400	0.405		mg/L		101	80 - 120	
Molybdenum	0.100	0.103		mg/L		103	80 - 120	
Potassium	7.00	6.90		mg/L		99	80 - 120	
Selenium	0.100	0.102		mg/L		102	80 - 120	
Sodium	5.00	5.18		mg/L		104	80 - 120	
Thallium	0.0500	0.0457		mg/L		91	80 - 120	

Lab Sample ID: LCS 680-791700/2-A
Matrix: Water
Analysis Batch: 792230

Client Sample ID: Lab Control Sample
Prep Type: Total Recoverable
Prep Batch: 791700

Analyte	Spike Added	LCS Result	LCS Qualifier	Unit	D	%Rec	%Rec Limits	
Boron	0.200	0.199		mg/L		100	80 - 120	

QC Sample Results

Client: Southern Company
 Project/Site: CCR - Plant Scherer Ash Pond

Job ID: 680-238571-1

Method: 6020B - Metals (ICP/MS) (Continued)

Lab Sample ID: 680-238597-C-3-B MS
Matrix: Water
Analysis Batch: 792029

Client Sample ID: Matrix Spike
Prep Type: Total Recoverable
Prep Batch: 791700

Analyte	Sample	Sample	Spike	MS	MS	Unit	D	%Rec	%Rec	
	Result	Qualifier	Added	Result	Qualifier				Limits	
Antimony	0.00048	J	0.0500	0.0442		mg/L		87	75 - 125	
Arsenic	0.011		0.100	0.100		mg/L		89	75 - 125	
Barium	0.38	F1	0.100	0.415	F1	mg/L		32	75 - 125	
Beryllium	<0.00020		0.0500	0.0445		mg/L		89	75 - 125	
Cadmium	<0.000078		0.0500	0.0428		mg/L		86	75 - 125	
Calcium	75		5.00	68.7	4	mg/L		-125	75 - 125	
Chromium	<0.0012		0.100	0.0926		mg/L		93	75 - 125	
Cobalt	0.0052		0.0500	0.0509		mg/L		91	75 - 125	
Iron	5.3		4.99	9.02		mg/L		75	75 - 125	
Lead	0.00054	J	0.500	0.456		mg/L		91	75 - 125	
Lithium	<0.0020		0.500	0.429		mg/L		86	75 - 125	
Magnesium	7.9	F1	5.00	10.9	F1	mg/L		61	75 - 125	
Manganese	6.0		0.400	5.43	4	mg/L		-136	75 - 125	
Molybdenum	0.0028	J	0.100	0.0948		mg/L		92	75 - 125	
Potassium	11	F1	7.00	16.0	F1	mg/L		67	75 - 125	
Selenium	<0.00099		0.100	0.0954		mg/L		95	75 - 125	
Sodium	15	F1	5.00	17.3	F1	mg/L		50	75 - 125	
Thallium	<0.00026		0.0500	0.0419		mg/L		84	75 - 125	

Lab Sample ID: 680-238597-C-3-C MSD
Matrix: Water
Analysis Batch: 792029

Client Sample ID: Matrix Spike Duplicate
Prep Type: Total Recoverable
Prep Batch: 791700

Analyte	Sample	Sample	Spike	MSD	MSD	Unit	D	%Rec	%Rec		RPD	
	Result	Qualifier	Added	Result	Qualifier				Limits		RPD	Limit
Antimony	0.00048	J	0.0500	0.0536		mg/L		106	75 - 125	19	20	
Arsenic	0.011		0.100	0.118		mg/L		107	75 - 125	17	20	
Barium	0.38	F1	0.100	0.509	F1	mg/L		126	75 - 125	20	20	
Beryllium	<0.00020		0.0500	0.0522		mg/L		104	75 - 125	16	20	
Cadmium	<0.000078		0.0500	0.0518		mg/L		104	75 - 125	19	20	
Calcium	75		5.00	77.9	4	mg/L		60	75 - 125	13	20	
Chromium	<0.0012		0.100	0.110		mg/L		110	75 - 125	17	20	
Cobalt	0.0052		0.0500	0.0617		mg/L		113	75 - 125	19	20	
Iron	5.3		4.99	10.4		mg/L		102	75 - 125	14	20	
Lead	0.00054	J	0.500	0.551		mg/L		110	75 - 125	19	20	
Lithium	<0.0020		0.500	0.487		mg/L		97	75 - 125	13	20	
Magnesium	7.9	F1	5.00	13.0		mg/L		103	75 - 125	18	20	
Manganese	6.0		0.400	6.63	4	mg/L		165	75 - 125	20	20	
Molybdenum	0.0028	J	0.100	0.115		mg/L		112	75 - 125	19	20	
Potassium	11	F1	7.00	18.9		mg/L		109	75 - 125	17	20	
Selenium	<0.00099		0.100	0.108		mg/L		108	75 - 125	13	20	
Sodium	15	F1	5.00	20.0		mg/L		105	75 - 125	15	20	
Thallium	<0.00026		0.0500	0.0508		mg/L		102	75 - 125	19	20	

QC Sample Results

Client: Southern Company
Project/Site: CCR - Plant Scherer Ash Pond

Job ID: 680-238571-1

Method: 7470A - Mercury (CVAA)

Lab Sample ID: MB 680-792328/1-A
Matrix: Water
Analysis Batch: 792548

Client Sample ID: Method Blank
Prep Type: Total/NA
Prep Batch: 792328

Analyte	MB Result	MB Qualifier	RL	MDL	Unit	D	Prepared	Analyzed	Dil Fac
Mercury	<0.000080		0.00020	0.000080	mg/L		08/08/23 12:02	08/09/23 09:46	1

Lab Sample ID: LCS 680-792328/2-A
Matrix: Water
Analysis Batch: 792548

Client Sample ID: Lab Control Sample
Prep Type: Total/NA
Prep Batch: 792328

Analyte	Spike Added	LCS Result	LCS Qualifier	Unit	D	%Rec	%Rec Limits
Mercury	0.00250	0.00239		mg/L		96	80 - 120

Lab Sample ID: 752-10100-C-3-D MS
Matrix: Water
Analysis Batch: 792548

Client Sample ID: Matrix Spike
Prep Type: Total/NA
Prep Batch: 792328

Analyte	Sample Result	Sample Qualifier	Spike Added	MS Result	MS Qualifier	Unit	D	%Rec	%Rec Limits
Mercury	<0.000080	F1	0.00100	0.000756	F1	mg/L		76	80 - 120

Lab Sample ID: 752-10100-C-3-E MSD
Matrix: Water
Analysis Batch: 792548

Client Sample ID: Matrix Spike Duplicate
Prep Type: Total/NA
Prep Batch: 792328

Analyte	Sample Result	Sample Qualifier	Spike Added	MSD Result	MSD Qualifier	Unit	D	%Rec	%Rec Limits	RPD	RPD Limit
Mercury	<0.000080	F1	0.00100	0.000785	F1	mg/L		78	80 - 120	4	20

Method: 2320B-2011 - Alkalinity, Total

Lab Sample ID: MB 680-792055/4
Matrix: Water
Analysis Batch: 792055

Client Sample ID: Method Blank
Prep Type: Total/NA

Analyte	MB Result	MB Qualifier	RL	MDL	Unit	D	Prepared	Analyzed	Dil Fac
Total Alkalinity as CaCO3 to pH 4.5	<2.2		5.0	2.2	mg/L			08/04/23 14:33	1
Bicarbonate Alkalinity as CaCO3	<5.0		5.0	5.0	mg/L			08/04/23 14:33	1
Carbonate Alkalinity as CaCO3	<5.0		5.0	5.0	mg/L			08/04/23 14:33	1

Lab Sample ID: LCS 680-792055/6
Matrix: Water
Analysis Batch: 792055

Client Sample ID: Lab Control Sample
Prep Type: Total/NA

Analyte	Spike Added	LCS Result	LCS Qualifier	Unit	D	%Rec	%Rec Limits
Total Alkalinity as CaCO3 to pH 4.5	250	244		mg/L		98	90 - 112

Lab Sample ID: LCSD 680-792055/31
Matrix: Water
Analysis Batch: 792055

Client Sample ID: Lab Control Sample Dup
Prep Type: Total/NA

Analyte	Spike Added	LCSD Result	LCSD Qualifier	Unit	D	%Rec	%Rec Limits	RPD	RPD Limit
Total Alkalinity as CaCO3 to pH 4.5	250	243		mg/L		97	90 - 112	0	30

QC Sample Results

Client: Southern Company
 Project/Site: CCR - Plant Scherer Ash Pond

Job ID: 680-238571-1

Method: 2320B-2011 - Alkalinity, Total (Continued)

Lab Sample ID: 680-238568-D-3 DU
 Matrix: Water
 Analysis Batch: 792055

Client Sample ID: Duplicate
 Prep Type: Total/NA

Analyte	Sample	Sample	DU	DU	Unit	D	RPD	Limit
	Result	Qualifier	Result	Qualifier				
Total Alkalinity as CaCO ₃ to pH 4.5	20		15.2		mg/L		29	30
Bicarbonate Alkalinity as CaCO ₃	20		15.2		mg/L		29	30
Carbonate Alkalinity as CaCO ₃	<5.0		<5.0		mg/L		NC	30

Method: 2540C-2011 - Total Dissolved Solids (Dried at 180 °C)

Lab Sample ID: MB 680-792282/1
 Matrix: Water
 Analysis Batch: 792282

Client Sample ID: Method Blank
 Prep Type: Total/NA

Analyte	MB	MB	RL	MDL	Unit	D	Prepared	Analyzed	Dil Fac
	Result	Qualifier							
Total Dissolved Solids	<10		10	10	mg/L			08/08/23 10:31	1

Lab Sample ID: LCS 680-792282/2
 Matrix: Water
 Analysis Batch: 792282

Client Sample ID: Lab Control Sample
 Prep Type: Total/NA

Analyte	Spike Added	LCS	LCS	Unit	D	%Rec	%Rec Limits
		Result	Qualifier				
Total Dissolved Solids	2380	2400		mg/L		101	80 - 120

Lab Sample ID: LCSD 680-792282/3
 Matrix: Water
 Analysis Batch: 792282

Client Sample ID: Lab Control Sample Dup
 Prep Type: Total/NA

Analyte	Spike Added	LCSD	LCSD	Unit	D	%Rec	%Rec Limits	RPD	Limit
		Result	Qualifier						
Total Dissolved Solids	2380	2400		mg/L		101	80 - 120	0	25

Lab Sample ID: 680-238571-2 DU
 Matrix: Water
 Analysis Batch: 792282

Client Sample ID: SCH-SGWC-13
 Prep Type: Total/NA

Analyte	Sample	Sample	DU	DU	Unit	D	RPD	Limit
	Result	Qualifier	Result	Qualifier				
Total Dissolved Solids	220		221		mg/L		1	5

Method: 9034 - Sulfide, Acid Soluble and Insoluble (Titrimetric)

Lab Sample ID: MB 680-792353/1-A
 Matrix: Water
 Analysis Batch: 792362

Client Sample ID: Method Blank
 Prep Type: Total/NA
 Prep Batch: 792353

Analyte	MB	MB	RL	MDL	Unit	D	Prepared	Analyzed	Dil Fac
	Result	Qualifier							
Sulfide	<10		10	10	mg/L		08/08/23 13:13	08/08/23 13:54	1

Lab Sample ID: LCS 680-792353/2-A
 Matrix: Water
 Analysis Batch: 792362

Client Sample ID: Lab Control Sample
 Prep Type: Total/NA
 Prep Batch: 792353

Analyte	Spike Added	LCS	LCS	Unit	D	%Rec	%Rec Limits
		Result	Qualifier				
Sulfide	208	169		mg/L		81	50 - 150

Eurofins Savannah

QC Sample Results

Client: Southern Company
 Project/Site: CCR - Plant Scherer Ash Pond

Job ID: 680-238571-1

Method: 9034 - Sulfide, Acid Soluble and Insoluble (Titrimetric) (Continued)

Lab Sample ID: LCSD 680-792353/3-A
Matrix: Water
Analysis Batch: 792362

Client Sample ID: Lab Control Sample Dup
Prep Type: Total/NA
Prep Batch: 792353

Analyte	Spike Added	LCSD Result	LCSD Qualifier	Unit	D	%Rec	%Rec Limits	RPD	RPD Limit
Sulfide	208	161		mg/L		77	50 - 150	4	50

Lab Sample ID: 680-238571-2 MS
Matrix: Water
Analysis Batch: 792362

Client Sample ID: SCH-SGWC-13
Prep Type: Total/NA
Prep Batch: 792353

Analyte	Sample Result	Sample Qualifier	Spike Added	MS Result	MS Qualifier	Unit	D	%Rec	%Rec Limits	RPD	RPD Limit
Sulfide	<10		208	168		mg/L		80	50 - 150		

Lab Sample ID: 680-238571-2 MSD
Matrix: Water
Analysis Batch: 792362

Client Sample ID: SCH-SGWC-13
Prep Type: Total/NA
Prep Batch: 792353

Analyte	Sample Result	Sample Qualifier	Spike Added	MSD Result	MSD Qualifier	Unit	D	%Rec	%Rec Limits	RPD	RPD Limit
Sulfide	<10		208	128		mg/L		61	50 - 150	27	50

Lab Sample ID: 680-238571-1 DU
Matrix: Water
Analysis Batch: 792362

Client Sample ID: SCH-SGWC-11
Prep Type: Total/NA
Prep Batch: 792353

Analyte	Sample Result	Sample Qualifier	DU Result	DU Qualifier	Unit	D	RPD	RPD Limit
Sulfide	<10		<10		mg/L		NC	50

QC Association Summary

Client: Southern Company
 Project/Site: CCR - Plant Scherer Ash Pond

Job ID: 680-238571-1

HPLC/IC

Analysis Batch: 792508

Lab Sample ID	Client Sample ID	Prep Type	Matrix	Method	Prep Batch
680-238571-1	SCH-SGWC-11	Total/NA	Water	300.0-1993 R2.1	
MB 680-792508/33	Method Blank	Total/NA	Water	300.0-1993 R2.1	
LCS 680-792508/34	Lab Control Sample	Total/NA	Water	300.0-1993 R2.1	
LCSD 680-792508/35	Lab Control Sample Dup	Total/NA	Water	300.0-1993 R2.1	
680-238570-F-1 MS	Matrix Spike	Total/NA	Water	300.0-1993 R2.1	
680-238570-F-1 MSD	Matrix Spike Duplicate	Total/NA	Water	300.0-1993 R2.1	

Analysis Batch: 792665

Lab Sample ID	Client Sample ID	Prep Type	Matrix	Method	Prep Batch
680-238571-2	SCH-SGWC-13	Total/NA	Water	300.0-1993 R2.1	
MB 680-792665/2	Method Blank	Total/NA	Water	300.0-1993 R2.1	
LCS 680-792665/4	Lab Control Sample	Total/NA	Water	300.0-1993 R2.1	
LCSD 680-792665/5	Lab Control Sample Dup	Total/NA	Water	300.0-1993 R2.1	
680-238571-2 MS	SCH-SGWC-13	Total/NA	Water	300.0-1993 R2.1	
680-238571-2 MSD	SCH-SGWC-13	Total/NA	Water	300.0-1993 R2.1	

Metals

Prep Batch: 791700

Lab Sample ID	Client Sample ID	Prep Type	Matrix	Method	Prep Batch
680-238571-1	SCH-SGWC-11	Total Recoverable	Water	3005A	
680-238571-2	SCH-SGWC-13	Total Recoverable	Water	3005A	
MB 680-791700/1-A	Method Blank	Total Recoverable	Water	3005A	
LCS 680-791700/2-A	Lab Control Sample	Total Recoverable	Water	3005A	
680-238597-C-3-B MS	Matrix Spike	Total Recoverable	Water	3005A	
680-238597-C-3-C MSD	Matrix Spike Duplicate	Total Recoverable	Water	3005A	

Analysis Batch: 792029

Lab Sample ID	Client Sample ID	Prep Type	Matrix	Method	Prep Batch
680-238571-1	SCH-SGWC-11	Total Recoverable	Water	6020B	791700
680-238571-2	SCH-SGWC-13	Total Recoverable	Water	6020B	791700
MB 680-791700/1-A	Method Blank	Total Recoverable	Water	6020B	791700
LCS 680-791700/2-A	Lab Control Sample	Total Recoverable	Water	6020B	791700
680-238597-C-3-B MS	Matrix Spike	Total Recoverable	Water	6020B	791700
680-238597-C-3-C MSD	Matrix Spike Duplicate	Total Recoverable	Water	6020B	791700

Analysis Batch: 792230

Lab Sample ID	Client Sample ID	Prep Type	Matrix	Method	Prep Batch
680-238571-1	SCH-SGWC-11	Total Recoverable	Water	6020B	791700
680-238571-2	SCH-SGWC-13	Total Recoverable	Water	6020B	791700
MB 680-791700/1-A	Method Blank	Total Recoverable	Water	6020B	791700
LCS 680-791700/2-A	Lab Control Sample	Total Recoverable	Water	6020B	791700

Prep Batch: 792328

Lab Sample ID	Client Sample ID	Prep Type	Matrix	Method	Prep Batch
680-238571-1	SCH-SGWC-11	Total/NA	Water	7470A	
680-238571-2	SCH-SGWC-13	Total/NA	Water	7470A	
MB 680-792328/1-A	Method Blank	Total/NA	Water	7470A	
LCS 680-792328/2-A	Lab Control Sample	Total/NA	Water	7470A	
752-10100-C-3-D MS	Matrix Spike	Total/NA	Water	7470A	
752-10100-C-3-E MSD	Matrix Spike Duplicate	Total/NA	Water	7470A	

Eurofins Savannah

QC Association Summary

Client: Southern Company
 Project/Site: CCR - Plant Scherer Ash Pond

Job ID: 680-238571-1

Metals

Analysis Batch: 792548

Lab Sample ID	Client Sample ID	Prep Type	Matrix	Method	Prep Batch
680-238571-1	SCH-SGWC-11	Total/NA	Water	7470A	792328
680-238571-2	SCH-SGWC-13	Total/NA	Water	7470A	792328
MB 680-792328/1-A	Method Blank	Total/NA	Water	7470A	792328
LCS 680-792328/2-A	Lab Control Sample	Total/NA	Water	7470A	792328
752-10100-C-3-D MS	Matrix Spike	Total/NA	Water	7470A	792328
752-10100-C-3-E MSD	Matrix Spike Duplicate	Total/NA	Water	7470A	792328

General Chemistry

Analysis Batch: 792055

Lab Sample ID	Client Sample ID	Prep Type	Matrix	Method	Prep Batch
680-238571-1	SCH-SGWC-11	Total/NA	Water	2320B-2011	
680-238571-2	SCH-SGWC-13	Total/NA	Water	2320B-2011	
MB 680-792055/4	Method Blank	Total/NA	Water	2320B-2011	
LCS 680-792055/6	Lab Control Sample	Total/NA	Water	2320B-2011	
LCSD 680-792055/31	Lab Control Sample Dup	Total/NA	Water	2320B-2011	
680-238568-D-3 DU	Duplicate	Total/NA	Water	2320B-2011	

Analysis Batch: 792282

Lab Sample ID	Client Sample ID	Prep Type	Matrix	Method	Prep Batch
680-238571-1	SCH-SGWC-11	Total/NA	Water	2540C-2011	
680-238571-2	SCH-SGWC-13	Total/NA	Water	2540C-2011	
MB 680-792282/1	Method Blank	Total/NA	Water	2540C-2011	
LCS 680-792282/2	Lab Control Sample	Total/NA	Water	2540C-2011	
LCSD 680-792282/3	Lab Control Sample Dup	Total/NA	Water	2540C-2011	
680-238571-2 DU	SCH-SGWC-13	Total/NA	Water	2540C-2011	

Prep Batch: 792353

Lab Sample ID	Client Sample ID	Prep Type	Matrix	Method	Prep Batch
680-238571-1	SCH-SGWC-11	Total/NA	Water	9030B	
680-238571-2	SCH-SGWC-13	Total/NA	Water	9030B	
MB 680-792353/1-A	Method Blank	Total/NA	Water	9030B	
LCS 680-792353/2-A	Lab Control Sample	Total/NA	Water	9030B	
LCSD 680-792353/3-A	Lab Control Sample Dup	Total/NA	Water	9030B	
680-238571-2 MS	SCH-SGWC-13	Total/NA	Water	9030B	
680-238571-2 MSD	SCH-SGWC-13	Total/NA	Water	9030B	
680-238571-1 DU	SCH-SGWC-11	Total/NA	Water	9030B	

Analysis Batch: 792362

Lab Sample ID	Client Sample ID	Prep Type	Matrix	Method	Prep Batch
680-238571-1	SCH-SGWC-11	Total/NA	Water	9034	792353
680-238571-2	SCH-SGWC-13	Total/NA	Water	9034	792353
MB 680-792353/1-A	Method Blank	Total/NA	Water	9034	792353
LCS 680-792353/2-A	Lab Control Sample	Total/NA	Water	9034	792353
LCSD 680-792353/3-A	Lab Control Sample Dup	Total/NA	Water	9034	792353
680-238571-2 MS	SCH-SGWC-13	Total/NA	Water	9034	792353
680-238571-2 MSD	SCH-SGWC-13	Total/NA	Water	9034	792353
680-238571-1 DU	SCH-SGWC-11	Total/NA	Water	9034	792353

Lab Chronicle

Client: Southern Company
Project/Site: CCR - Plant Scherer Ash Pond

Job ID: 680-238571-1

Client Sample ID: SCH-SGWC-11

Lab Sample ID: 680-238571-1

Date Collected: 08/02/23 15:41

Matrix: Water

Date Received: 08/03/23 11:30

Prep Type	Batch Type	Batch Method	Run	Dil Factor	Initial Amount	Final Amount	Batch Number	Prepared or Analyzed	Analyst	Lab
Total/NA	Analysis	300.0-1993 R2.1		1	5 mL	5 mL	792508	08/09/23 21:46	UI	EET SAV
Instrument ID: CICK										
Total Recoverable	Prep	3005A			25 mL	125 mL	791700	08/04/23 05:48	RR	EET SAV
Total Recoverable	Analysis	6020B		1			792029	08/05/23 14:13	BWR	EET SAV
Instrument ID: ICPMSC										
Total Recoverable	Prep	3005A			25 mL	125 mL	791700	08/04/23 05:48	RR	EET SAV
Total Recoverable	Analysis	6020B		1			792230	08/07/23 14:48	BWR	EET SAV
Instrument ID: ICPMSC										
Total/NA	Prep	7470A			50 mL	50 mL	792328	08/08/23 12:02	DW	EET SAV
Total/NA	Analysis	7470A		1			792548	08/09/23 10:13	BJB	EET SAV
Instrument ID: QuickTrace2										
Total/NA	Analysis	2320B-2011		1			792055	08/04/23 18:07	PG	EET SAV
Instrument ID: MANTECH 2										
Total/NA	Analysis	2540C-2011		1	200 mL	200 mL	792282	08/08/23 10:31	PG	EET SAV
Instrument ID: NOEQUIP										
Total/NA	Prep	9030B			6 mL	6 mL	792353	08/08/23 13:13	JAS	EET SAV
Total/NA	Analysis	9034		1	6 mL	6 mL	792362	08/08/23 13:54	JAS	EET SAV
Instrument ID: NoEquip										

Client Sample ID: SCH-SGWC-13

Lab Sample ID: 680-238571-2

Date Collected: 08/02/23 15:55

Matrix: Water

Date Received: 08/03/23 11:30

Prep Type	Batch Type	Batch Method	Run	Dil Factor	Initial Amount	Final Amount	Batch Number	Prepared or Analyzed	Analyst	Lab
Total/NA	Analysis	300.0-1993 R2.1		1	5 mL	5 mL	792665	08/10/23 09:39	UI	EET SAV
Instrument ID: CICK										
Total Recoverable	Prep	3005A			25 mL	125 mL	791700	08/04/23 05:48	RR	EET SAV
Total Recoverable	Analysis	6020B		1			792029	08/05/23 14:09	BWR	EET SAV
Instrument ID: ICPMSC										
Total Recoverable	Prep	3005A			25 mL	125 mL	791700	08/04/23 05:48	RR	EET SAV
Total Recoverable	Analysis	6020B		1			792230	08/07/23 14:44	BWR	EET SAV
Instrument ID: ICPMSC										
Total/NA	Prep	7470A			50 mL	50 mL	792328	08/08/23 12:02	DW	EET SAV
Total/NA	Analysis	7470A		1			792548	08/09/23 10:15	BJB	EET SAV
Instrument ID: QuickTrace2										
Total/NA	Analysis	2320B-2011		1			792055	08/04/23 18:00	PG	EET SAV
Instrument ID: MANTECH 2										
Total/NA	Analysis	2540C-2011		1	200 mL	200 mL	792282	08/08/23 10:31	PG	EET SAV
Instrument ID: NOEQUIP										
Total/NA	Prep	9030B			6 mL	6 mL	792353	08/08/23 13:13	JAS	EET SAV
Total/NA	Analysis	9034		1	6 mL	6 mL	792362	08/08/23 13:54	JAS	EET SAV
Instrument ID: NoEquip										

Laboratory References:

EET SAV = Eurofins Savannah, 5102 LaRoche Avenue, Savannah, GA 31404, TEL (912)354-7858

Eurofins Savannah

Accreditation/Certification Summary

Client: Southern Company
Project/Site: CCR - Plant Scherer Ash Pond

Job ID: 680-238571-1

Laboratory: Eurofins Savannah

The accreditations/certifications listed below are applicable to this report.

Authority	Program	Identification Number	Expiration Date
Florida	NELAP	E87052	06-30-24
Georgia	State	E87052	06-30-24

1

2

3

4

5

6

7

8

9

10

11

12

Method Summary

Client: Southern Company
Project/Site: CCR - Plant Scherer Ash Pond

Job ID: 680-238571-1

Method	Method Description	Protocol	Laboratory
300.0-1993 R2.1	Anions, Ion Chromatography	MCAWW	EET SAV
6020B	Metals (ICP/MS)	SW846	EET SAV
7470A	Mercury (CVAA)	SW846	EET SAV
2320B-2011	Alkalinity, Total	SM	EET SAV
2540C-2011	Total Dissolved Solids (Dried at 180 °C)	SM	EET SAV
9034	Sulfide, Acid Soluble and Insoluble (Titrimetric)	SW846	EET SAV
3005A	Preparation, Total Recoverable or Dissolved Metals	SW846	EET SAV
7470A	Preparation, Mercury	SW846	EET SAV
9030B	Sulfide, Distillation (Acid Soluble and Insoluble)	SW846	EET SAV

Protocol References:

- MCAWW = "Methods For Chemical Analysis Of Water And Wastes", EPA-600/4-79-020, March 1983 And Subsequent Revisions.
- SM = "Standard Methods For The Examination Of Water And Wastewater"
- SW846 = "Test Methods For Evaluating Solid Waste, Physical/Chemical Methods", Third Edition, November 1986 And Its Updates.

Laboratory References:

- EET SAV = Eurofins Savannah, 5102 LaRoche Avenue, Savannah, GA 31404, TEL (912)354-7858

TestAmerica Pittsburgh

301 Alpha Drive
RIDC Park
Pittsburgh, PA 15238-2907
phone 412 963 7058 fax 412 963 2468

Chain of Custody Record



THE LEADER IN ENVIRONMENTAL TESTING

TestAmerica Laboratories, Inc.

Regulatory Program: DW NPDES RCRA Other

Client Contact		Project Manager Dawn Prell				Site Contact Dawn Prell				Date 08/02/2023		COC No																			
Joju Abraham		Tel/Fax: 248-536-5445				Lab Contact David Fuller				Carrier		___1___ of ___1___ COCs																			
Southern Company		Analysis Turnaround Time				Filtered Sample (Y/N)		Perform MS / MSD (Y/N)		App III metals B, Ca		App IV metals Sb, As, Ba, Be, Cd, Cr, Co, Pb, Li, Hg, Mo, Se, Tl		Radium 226 + 228		Mg, Na, K, Mn, Fe		Sulfide		HCO ₃ , CO ₃ Alkalinity		Cl, F, SO ₄ , TDS									
241 Ralph McGill Blvd SE B10185		<input checked="" type="checkbox"/> CALENDAR DAYS <input type="checkbox"/> WORKING DAYS																													
Atlanta, GA 30308		TAT if different from Below ___3-5 days___																													
JAbraham@southernco.com		<input type="checkbox"/> 2 weeks																													
Project Name: CCR - Plant Scherer Ash Pond		<input type="checkbox"/> 1 week																													
Site Georgia		<input type="checkbox"/> 2 days				Sample Identification		Sample Date		Sample Time		Sample Type (C=Comp, G=Grab)		Matrix		# of Cont.		Sample Specific Notes													
Project #: 31406440.008		<input type="checkbox"/> 1 day																													
SCH-SGWC-11		8/2/2023		15 41		G		WG		10		N		N		X		X		X		X		X		X		X		Extra Rad	
SCH-SGWC-13		8/2/2023		15 55		G		WG		8		N		N		X		X		X		X		X		X					
Preservation Used: 1= Ice, 2= HCl; 3= H2SO4; 4=HNO3; 5=NaOH; 6= Other												4		4		4		1		6		1		1							
Possible Hazard Identification										Sample Disposal (A fee may be assessed if si																					
Are any samples from a listed EPA Hazardous Waste? Please List any EPA Waste Codes for the sample in the Comments Section if the lab is to dispose of the sample										<input type="checkbox"/> Return to Client <input type="checkbox"/> Disposal by Lab <input type="checkbox"/> Archive for _____ Months																					
<input type="checkbox"/> Non-Hazard <input type="checkbox"/> Flammable <input type="checkbox"/> Skin Irritant <input type="checkbox"/> Poison B <input type="checkbox"/> Unknown										680-238571 Chain of Custody 																					
Special Instructions/QC Requirements & Comments: SCH-CCR-ASSMT-2023S2																															
Custody Seals Intact. <input type="checkbox"/> Yes <input type="checkbox"/> No		Custody Seal No				Cooler Temp (°C) Obs'd. _____				Corr'd _____		Therm ID No. _____																			
Relinquished by: MARK MANN <i>Mark Mann</i>		Company: WSP				Date/Time: 08/03/23				Received by: MARK GEMMILL		Company: <i>Consilium</i>		Date/Time: 8/3/23 8:00 AM																	
Relinquished by:		Company:				Date/Time:				Received by:		Company:		Date/Time:																	
Relinquished by:		Company:				Date/Time:				Received in Laboratory by: <i>DL</i>		Company: <i>W</i>		Date/Time: 8-3-23 1130																	



Login Sample Receipt Checklist

Client: Southern Company

Job Number: 680-238571-1

Login Number: 238571

List Number: 1

Creator: Sims, Robert D

List Source: Eurofins Savannah

Question	Answer	Comment
Radioactivity wasn't checked or is <=/ background as measured by a survey meter.	N/A	
The cooler's custody seal, if present, is intact.	True	
Sample custody seals, if present, are intact.	True	
The cooler or samples do not appear to have been compromised or tampered with.	True	
Samples were received on ice.	True	
Cooler Temperature is acceptable.	True	
Cooler Temperature is recorded.	True	
COC is present.	True	
COC is filled out in ink and legible.	True	
COC is filled out with all pertinent information.	True	
Is the Field Sampler's name present on COC?	True	
There are no discrepancies between the containers received and the COC.	True	
Samples are received within Holding Time (excluding tests with immediate HTs)	True	
Sample containers have legible labels.	True	
Containers are not broken or leaking.	True	
Sample collection date/times are provided.	True	
Appropriate sample containers are used.	True	
Sample bottles are completely filled.	True	
Sample Preservation Verified.	N/A	
There is sufficient vol. for all requested analyses, incl. any requested MS/MSDs	True	
Containers requiring zero headspace have no headspace or bubble is <6mm (1/4").	N/A	
Multiphasic samples are not present.	True	
Samples do not require splitting or compositing.	True	
Residual Chlorine Checked.	N/A	



ANALYTICAL REPORT

PREPARED FOR

Attn: Joju Abraham
Southern Company
241 Ralph McGill Blvd SE
B10185
Atlanta, Georgia 30308

Generated 8/16/2023 11:43:41 AM

JOB DESCRIPTION

CCR - Plant Scherer Ash Pond

JOB NUMBER

680-238755-1

Eurofins Savannah

Job Notes

This report may not be reproduced except in full, and with written approval from the laboratory. The results relate only to the samples tested. For questions please contact the Project Manager at the e-mail address or telephone number listed on this page.

The test results in this report relate only to the samples as received by the laboratory and will meet all requirements of the methodology, with any exceptions noted. This report shall not be reproduced except in full, without the express written approval of the laboratory. All questions should be directed to the Eurofins Environment Testing Southeast, LLC Project Manager.

Authorization



Generated
8/16/2023 11:43:41 AM

Authorized for release by
David Fuller, Project Manager
David.Fuller@et.eurofinsus.com
(770)344-8986

Definitions/Glossary

Client: Southern Company
Project/Site: CCR - Plant Scherer Ash Pond

Job ID: 680-238755-1

Qualifiers

HPLC/IC

Qualifier	Qualifier Description
4	MS, MSD: The analyte present in the original sample is greater than 4 times the matrix spike concentration; therefore, control limits are not applicable.
J	Result is less than the RL but greater than or equal to the MDL and the concentration is an approximate value.

Metals

Qualifier	Qualifier Description
F1	MS and/or MSD recovery exceeds control limits.
F2	MS/MSD RPD exceeds control limits
J	Result is less than the RL but greater than or equal to the MDL and the concentration is an approximate value.

Glossary


Abbreviation	These commonly used abbreviations may or may not be present in this report.
α	Listed under the "D" column to designate that the result is reported on a dry weight basis
%R	Percent Recovery
CFL	Contains Free Liquid
CFU	Colony Forming Unit
CNF	Contains No Free Liquid
DER	Duplicate Error Ratio (normalized absolute difference)
Dil Fac	Dilution Factor
DL	Detection Limit (DoD/DOE)
DL, RA, RE, IN	Indicates a Dilution, Re-analysis, Re-extraction, or additional Initial metals/anion analysis of the sample
DLC	Decision Level Concentration (Radiochemistry)
EDL	Estimated Detection Limit (Dioxin)
LOD	Limit of Detection (DoD/DOE)
LOQ	Limit of Quantitation (DoD/DOE)
MCL	EPA recommended "Maximum Contaminant Level"
MDA	Minimum Detectable Activity (Radiochemistry)
MDC	Minimum Detectable Concentration (Radiochemistry)
MDL	Method Detection Limit
ML	Minimum Level (Dioxin)
MPN	Most Probable Number
MQL	Method Quantitation Limit
NC	Not Calculated
ND	Not Detected at the reporting limit (or MDL or EDL if shown)
NEG	Negative / Absent
POS	Positive / Present
PQL	Practical Quantitation Limit
PRES	Presumptive
QC	Quality Control
RER	Relative Error Ratio (Radiochemistry)
RL	Reporting Limit or Requested Limit (Radiochemistry)
RPD	Relative Percent Difference, a measure of the relative difference between two points
TEF	Toxicity Equivalent Factor (Dioxin)
TEQ	Toxicity Equivalent Quotient (Dioxin)
TNTC	Too Numerous To Count

Sample Summary

Client: Southern Company
Project/Site: CCR - Plant Scherer Ash Pond

Job ID: 680-238755-1

Lab Sample ID	Client Sample ID	Matrix	Collected	Received
680-238755-1	SCH-SGWA-3	Water	08/07/23 12:50	08/08/23 11:10
680-238755-2	SCH-SGWA-4	Water	08/07/23 15:46	08/08/23 11:10
680-238755-3	SCH-SGWC-9	Water	08/07/23 11:09	08/08/23 11:10
680-238755-4	SCH-SGWC-10	Water	08/07/23 12:59	08/08/23 11:10
680-238755-5	SCH-SGWC-12	Water	08/07/23 15:18	08/08/23 11:10
680-238755-6	SCH-SGWC-15	Water	08/07/23 16:12	08/08/23 11:10
680-238755-7	SCH-SGWC-17	Water	08/07/23 14:47	08/08/23 11:10
680-238755-8	SCH-SGWC-18	Water	08/07/23 12:42	08/08/23 11:10
680-238755-9	SCH-SGWC-19	Water	08/07/23 11:34	08/08/23 11:10
680-238755-10	SCH-SGWC-20	Water	08/07/23 16:02	08/08/23 11:10
680-238755-11	SCH-SGWC-22	Water	08/07/23 14:21	08/08/23 11:10
680-238755-12	SCH-AP1-FD-2	Water	08/07/23 00:00	08/08/23 11:10
680-238755-13	SCH-AP1-EB-1	Water	08/07/23 11:09	08/08/23 11:10
680-238755-14	SCH-AP1-EB-2	Water	08/07/23 16:57	08/08/23 11:10
680-238755-15	SCH-AP1-FB-2	Water	08/07/23 14:30	08/08/23 11:10



Case Narrative

Client: Southern Company
Project/Site: CCR - Plant Scherer Ash Pond

Job ID: 680-238755-1

Job ID: 680-238755-1

Laboratory: Eurofins Savannah

Narrative

**Job Narrative
680-238755-1**

Receipt

The samples were received on 8/8/2023 11:10 AM. Unless otherwise noted below, the samples arrived in good condition, and, where required, properly preserved and on ice. The temperatures of the 5 coolers at receipt time were 2.2°C, 2.7°C, 2.7°C, 3.0°C and 3.2°C

HPLC/IC

Method 300_ORGFM_28D: The matrix spike / matrix spike duplicate (MS/MSD) recoveries for analytical batch 680-793263 were outside control limits for one or more analytes. See QC Sample Results for detail. Sample matrix interference and/or non-homogeneity are suspected because the associated laboratory control sample (LCS) recovery is within acceptance limits.

No additional analytical or quality issues were noted, other than those described above or in the Definitions/ Glossary page.


Metals

No additional analytical or quality issues were noted, other than those described above or in the Definitions/ Glossary page.

General Chemistry

Method 2540C: A lesser volume of sample was used for the following samples due to the nature of the sample matrix resulting in elevated reporting limits: SCH-SGWC-9 (680-238755-3), SCH-SGWC-12 (680-238755-5), SCH-SGWC-15 (680-238755-6), SCH-SGWC-17 (680-238755-7), SCH-SGWC-18 (680-238755-8), SCH-SGWC-19 (680-238755-9), SCH-SGWC-20 (680-238755-10), SCH-SGWC-22 (680-238755-11) and SCH-AP1-FD-2 (680-238755-12).

No additional analytical or quality issues were noted, other than those described above or in the Definitions/ Glossary page.



Client Sample Results

Client: Southern Company
 Project/Site: CCR - Plant Scherer Ash Pond

Job ID: 680-238755-1

Client Sample ID: SCH-SGWA-3

Lab Sample ID: 680-238755-1

Date Collected: 08/07/23 12:50

Matrix: Water

Date Received: 08/08/23 11:10

Method: MCAWW 300.0-1993 R2.1 - Anions, Ion Chromatography

Analyte	Result	Qualifier	RL	MDL	Unit	D	Prepared	Analyzed	Dil Fac
Sulfate	0.64	J	1.0	0.40	mg/L			08/14/23 16:29	1
Fluoride	<0.040		0.10	0.040	mg/L			08/14/23 16:29	1
Chloride	2.2		1.0	0.20	mg/L			08/14/23 16:29	1

Method: SW846 6020B - Metals (ICP/MS) - Total Recoverable

Analyte	Result	Qualifier	RL	MDL	Unit	D	Prepared	Analyzed	Dil Fac
Antimony	<0.00034		0.0020	0.00034	mg/L		08/09/23 05:30	08/10/23 15:17	1
Arsenic	<0.00086		0.0010	0.00086	mg/L		08/09/23 05:30	08/10/23 15:17	1
Barium	0.036		0.010	0.00089	mg/L		08/09/23 05:30	08/10/23 15:17	1
Beryllium	<0.00020		0.0025	0.00020	mg/L		08/09/23 05:30	08/10/23 15:17	1
Boron	<0.022		0.080	0.022	mg/L		08/09/23 05:30	08/10/23 15:17	1
Cadmium	<0.000078		0.0025	0.000078	mg/L		08/09/23 05:30	08/10/23 15:17	1
Calcium	6.1		0.50	0.14	mg/L		08/09/23 05:30	08/10/23 15:17	1
Chromium	0.024		0.0020	0.0012	mg/L		08/09/23 05:30	08/10/23 15:17	1
Cobalt	<0.00022		0.0025	0.00022	mg/L		08/09/23 05:30	08/10/23 15:17	1
Iron	<0.012		0.10	0.012	mg/L		08/09/23 05:30	08/10/23 15:17	1
Lead	<0.00021		0.0010	0.00021	mg/L		08/09/23 05:30	08/10/23 15:17	1
Lithium	<0.0020		0.0050	0.0020	mg/L		08/09/23 05:30	08/10/23 15:17	1
Magnesium	4.4		0.50	0.023	mg/L		08/09/23 05:30	08/10/23 15:17	1
Manganese	<0.0022		0.0050	0.0022	mg/L		08/09/23 05:30	08/10/23 15:17	1
Molybdenum	<0.00086		0.015	0.00086	mg/L		08/09/23 05:30	08/10/23 15:17	1
Potassium	1.1		0.50	0.044	mg/L		08/09/23 05:30	08/10/23 15:17	1
Selenium	<0.00099		0.0050	0.00099	mg/L		08/09/23 05:30	08/10/23 15:17	1
Sodium	3.6		0.50	0.20	mg/L		08/09/23 05:30	08/10/23 15:17	1
Thallium	<0.00026		0.0010	0.00026	mg/L		08/09/23 05:30	08/10/23 15:17	1

Method: SW846 7470A - Mercury (CVAA)

Analyte	Result	Qualifier	RL	MDL	Unit	D	Prepared	Analyzed	Dil Fac
Mercury	<0.000080		0.00020	0.000080	mg/L		08/10/23 11:07	08/11/23 10:33	1

General Chemistry

Analyte	Result	Qualifier	RL	MDL	Unit	D	Prepared	Analyzed	Dil Fac
Total Alkalinity as CaCO3 to pH 4.5 (SM 2320B-2011)	45		5.0	2.2	mg/L			08/10/23 16:24	1
Bicarbonate Alkalinity as CaCO3 (SM 2320B-2011)	45		5.0	5.0	mg/L			08/10/23 16:24	1
Carbonate Alkalinity as CaCO3 (SM 2320B-2011)	<5.0		5.0	5.0	mg/L			08/10/23 16:24	1
Total Dissolved Solids (SM 2540C-2011)	59		10	10	mg/L			08/10/23 10:56	1
Sulfide (SW846 9034)	<10		10	10	mg/L		08/10/23 10:08	08/10/23 12:59	1

Client Sample ID: SCH-SGWA-4

Lab Sample ID: 680-238755-2

Date Collected: 08/07/23 15:46

Matrix: Water

Date Received: 08/08/23 11:10

Method: MCAWW 300.0-1993 R2.1 - Anions, Ion Chromatography

Analyte	Result	Qualifier	RL	MDL	Unit	D	Prepared	Analyzed	Dil Fac
Sulfate	0.53	J	1.0	0.40	mg/L			08/14/23 16:41	1
Fluoride	0.070	J	0.10	0.040	mg/L			08/14/23 16:41	1
Chloride	1.2		1.0	0.20	mg/L			08/14/23 16:41	1

Eurofins Savannah

Client Sample Results

Client: Southern Company
Project/Site: CCR - Plant Scherer Ash Pond

Job ID: 680-238755-1

Client Sample ID: SCH-SGWA-4

Lab Sample ID: 680-238755-2

Date Collected: 08/07/23 15:46

Matrix: Water

Date Received: 08/08/23 11:10

Method: SW846 6020B - Metals (ICP/MS) - Total Recoverable

Analyte	Result	Qualifier	RL	MDL	Unit	D	Prepared	Analyzed	Dil Fac
Antimony	<0.00034		0.0020	0.00034	mg/L		08/09/23 05:30	08/10/23 15:29	1
Arsenic	<0.00086		0.0010	0.00086	mg/L		08/09/23 05:30	08/10/23 15:29	1
Barium	0.077		0.010	0.00089	mg/L		08/09/23 05:30	08/10/23 15:29	1
Beryllium	<0.00020		0.0025	0.00020	mg/L		08/09/23 05:30	08/10/23 15:29	1
Boron	<0.022		0.080	0.022	mg/L		08/09/23 05:30	08/10/23 15:29	1
Cadmium	<0.000078		0.0025	0.000078	mg/L		08/09/23 05:30	08/10/23 15:29	1
Calcium	21		0.50	0.14	mg/L		08/09/23 05:30	08/10/23 15:29	1
Chromium	0.0065		0.0020	0.0012	mg/L		08/09/23 05:30	08/10/23 15:29	1
Cobalt	<0.00022		0.0025	0.00022	mg/L		08/09/23 05:30	08/10/23 15:29	1
Iron	0.019 J		0.10	0.012	mg/L		08/09/23 05:30	08/10/23 15:29	1
Lead	<0.00021		0.0010	0.00021	mg/L		08/09/23 05:30	08/10/23 15:29	1
Lithium	<0.0020		0.0050	0.0020	mg/L		08/09/23 05:30	08/10/23 15:29	1
Magnesium	7.2		0.50	0.023	mg/L		08/09/23 05:30	08/10/23 15:29	1
Manganese	<0.0022		0.0050	0.0022	mg/L		08/09/23 05:30	08/10/23 15:29	1
Molybdenum	<0.00086		0.015	0.00086	mg/L		08/09/23 05:30	08/10/23 15:29	1
Potassium	1.8		0.50	0.044	mg/L		08/09/23 05:30	08/10/23 15:29	1
Selenium	<0.00099		0.0050	0.00099	mg/L		08/09/23 05:30	08/10/23 15:29	1
Sodium	9.2		0.50	0.20	mg/L		08/09/23 05:30	08/10/23 15:29	1
Thallium	<0.00026		0.0010	0.00026	mg/L		08/09/23 05:30	08/10/23 15:29	1

Method: SW846 7470A - Mercury (CVAA)

Analyte	Result	Qualifier	RL	MDL	Unit	D	Prepared	Analyzed	Dil Fac
Mercury	<0.000080		0.00020	0.000080	mg/L		08/10/23 11:07	08/11/23 10:35	1

General Chemistry

Analyte	Result	Qualifier	RL	MDL	Unit	D	Prepared	Analyzed	Dil Fac
Total Alkalinity as CaCO3 to pH 4.5 (SM 2320B-2011)	96		5.0	2.2	mg/L			08/10/23 15:25	1
Bicarbonate Alkalinity as CaCO3 (SM 2320B-2011)	96		5.0	5.0	mg/L			08/10/23 15:25	1
Carbonate Alkalinity as CaCO3 (SM 2320B-2011)	<5.0		5.0	5.0	mg/L			08/10/23 15:25	1
Total Dissolved Solids (SM 2540C-2011)	130		10	10	mg/L			08/10/23 10:56	1
Sulfide (SW846 9034)	<10		10	10	mg/L		08/10/23 10:08	08/10/23 12:59	1

Client Sample ID: SCH-SGWC-9

Lab Sample ID: 680-238755-3

Date Collected: 08/07/23 11:09

Matrix: Water

Date Received: 08/08/23 11:10

Method: MCAWW 300.0-1993 R2.1 - Anions, Ion Chromatography

Analyte	Result	Qualifier	RL	MDL	Unit	D	Prepared	Analyzed	Dil Fac
Sulfate	200		1.0	0.40	mg/L			08/14/23 16:54	1
Fluoride	0.11		0.10	0.040	mg/L			08/14/23 16:54	1
Chloride	15		1.0	0.20	mg/L			08/14/23 16:54	1

Method: SW846 6020B - Metals (ICP/MS) - Total Recoverable

Analyte	Result	Qualifier	RL	MDL	Unit	D	Prepared	Analyzed	Dil Fac
Antimony	<0.00034		0.0020	0.00034	mg/L		08/09/23 05:30	08/10/23 15:33	1
Arsenic	<0.00086		0.0010	0.00086	mg/L		08/09/23 05:30	08/10/23 15:33	1
Barium	0.049		0.010	0.00089	mg/L		08/09/23 05:30	08/10/23 15:33	1
Beryllium	<0.00020		0.0025	0.00020	mg/L		08/09/23 05:30	08/10/23 15:33	1

Eurofins Savannah

Client Sample Results

Client: Southern Company
Project/Site: CCR - Plant Scherer Ash Pond

Job ID: 680-238755-1

Client Sample ID: SCH-SGWC-9

Lab Sample ID: 680-238755-3

Date Collected: 08/07/23 11:09

Matrix: Water

Date Received: 08/08/23 11:10

Method: SW846 6020B - Metals (ICP/MS) - Total Recoverable (Continued)

Analyte	Result	Qualifier	RL	MDL	Unit	D	Prepared	Analyzed	Dil Fac
Boron	1.6		0.080	0.022	mg/L		08/09/23 05:30	08/10/23 15:33	1
Cadmium	<0.000078		0.0025	0.000078	mg/L		08/09/23 05:30	08/10/23 15:33	1
Calcium	40		0.50	0.14	mg/L		08/09/23 05:30	08/10/23 15:33	1
Chromium	0.0039		0.0020	0.0012	mg/L		08/09/23 05:30	08/10/23 15:33	1
Cobalt	0.00053	J	0.0025	0.00022	mg/L		08/09/23 05:30	08/10/23 15:33	1
Iron	0.042	J	0.10	0.012	mg/L		08/09/23 05:30	08/10/23 15:33	1
Lead	<0.00021		0.0010	0.00021	mg/L		08/09/23 05:30	08/10/23 15:33	1
Lithium	<0.0020		0.0050	0.0020	mg/L		08/09/23 05:30	08/10/23 15:33	1
Magnesium	26		0.50	0.023	mg/L		08/09/23 05:30	08/10/23 15:33	1
Manganese	0.039		0.0050	0.0022	mg/L		08/09/23 05:30	08/10/23 15:33	1
Molybdenum	<0.00086		0.015	0.00086	mg/L		08/09/23 05:30	08/10/23 15:33	1
Potassium	0.62		0.50	0.044	mg/L		08/09/23 05:30	08/10/23 15:33	1
Selenium	<0.00099		0.0050	0.00099	mg/L		08/09/23 05:30	08/10/23 15:33	1
Sodium	50		0.50	0.20	mg/L		08/09/23 05:30	08/10/23 15:33	1
Thallium	<0.00026		0.0010	0.00026	mg/L		08/09/23 05:30	08/10/23 15:33	1

Method: SW846 7470A - Mercury (CVAA)

Analyte	Result	Qualifier	RL	MDL	Unit	D	Prepared	Analyzed	Dil Fac
Mercury	<0.000080		0.00020	0.000080	mg/L		08/10/23 11:07	08/11/23 10:37	1

General Chemistry

Analyte	Result	Qualifier	RL	MDL	Unit	D	Prepared	Analyzed	Dil Fac
Total Alkalinity as CaCO3 to pH 4.5 (SM 2320B-2011)	70		5.0	2.2	mg/L			08/10/23 16:40	1
Bicarbonate Alkalinity as CaCO3 (SM 2320B-2011)	70		5.0	5.0	mg/L			08/10/23 16:40	1
Carbonate Alkalinity as CaCO3 (SM 2320B-2011)	<5.0		5.0	5.0	mg/L			08/10/23 16:40	1
Total Dissolved Solids (SM 2540C-2011)	430		40	40	mg/L			08/10/23 10:56	1
Sulfide (SW846 9034)	<10		10	10	mg/L		08/10/23 10:08	08/10/23 12:59	1

Client Sample ID: SCH-SGWC-10

Lab Sample ID: 680-238755-4

Date Collected: 08/07/23 12:59

Matrix: Water

Date Received: 08/08/23 11:10

Method: MCAWW 300.0-1993 R2.1 - Anions, Ion Chromatography

Analyte	Result	Qualifier	RL	MDL	Unit	D	Prepared	Analyzed	Dil Fac
Sulfate	7.1		1.0	0.40	mg/L			08/14/23 17:07	1
Fluoride	<0.040		0.10	0.040	mg/L			08/14/23 17:07	1
Chloride	9.1		1.0	0.20	mg/L			08/14/23 17:07	1

Method: SW846 6020B - Metals (ICP/MS) - Total Recoverable

Analyte	Result	Qualifier	RL	MDL	Unit	D	Prepared	Analyzed	Dil Fac
Antimony	<0.00034		0.0020	0.00034	mg/L		08/09/23 05:30	08/10/23 15:37	1
Arsenic	<0.00086		0.0010	0.00086	mg/L		08/09/23 05:30	08/10/23 15:37	1
Barium	0.032		0.010	0.00089	mg/L		08/09/23 05:30	08/10/23 15:37	1
Beryllium	<0.00020		0.0025	0.00020	mg/L		08/09/23 05:30	08/10/23 15:37	1
Boron	0.19		0.080	0.022	mg/L		08/09/23 05:30	08/10/23 15:37	1
Cadmium	<0.000078		0.0025	0.000078	mg/L		08/09/23 05:30	08/10/23 15:37	1
Calcium	1.0		0.50	0.14	mg/L		08/09/23 05:30	08/10/23 15:37	1
Chromium	0.0012	J	0.0020	0.0012	mg/L		08/09/23 05:30	08/10/23 15:37	1

Eurofins Savannah

Client Sample Results

Client: Southern Company
Project/Site: CCR - Plant Scherer Ash Pond

Job ID: 680-238755-1

Client Sample ID: SCH-SGWC-10

Lab Sample ID: 680-238755-4

Date Collected: 08/07/23 12:59

Matrix: Water

Date Received: 08/08/23 11:10

Method: SW846 6020B - Metals (ICP/MS) - Total Recoverable (Continued)

Analyte	Result	Qualifier	RL	MDL	Unit	D	Prepared	Analyzed	Dil Fac
Cobalt	0.025		0.0025	0.00022	mg/L		08/09/23 05:30	08/10/23 15:37	1
Iron	0.024	J	0.10	0.012	mg/L		08/09/23 05:30	08/10/23 15:37	1
Lead	<0.00021		0.0010	0.00021	mg/L		08/09/23 05:30	08/10/23 15:37	1
Lithium	<0.0020		0.0050	0.0020	mg/L		08/09/23 05:30	08/10/23 15:37	1
Magnesium	5.3		0.50	0.023	mg/L		08/09/23 05:30	08/10/23 15:37	1
Manganese	0.41		0.0050	0.0022	mg/L		08/09/23 05:30	08/10/23 15:37	1
Molybdenum	<0.00086		0.015	0.00086	mg/L		08/09/23 05:30	08/10/23 15:37	1
Potassium	0.36	J	0.50	0.044	mg/L		08/09/23 05:30	08/10/23 15:37	1
Selenium	<0.00099		0.0050	0.00099	mg/L		08/09/23 05:30	08/10/23 15:37	1
Sodium	5.6		0.50	0.20	mg/L		08/09/23 05:30	08/10/23 15:37	1
Thallium	<0.00026		0.0010	0.00026	mg/L		08/09/23 05:30	08/10/23 15:37	1

Method: SW846 7470A - Mercury (CVAA)

Analyte	Result	Qualifier	RL	MDL	Unit	D	Prepared	Analyzed	Dil Fac
Mercury	<0.000080		0.00020	0.000080	mg/L		08/10/23 11:07	08/11/23 10:38	1

General Chemistry

Analyte	Result	Qualifier	RL	MDL	Unit	D	Prepared	Analyzed	Dil Fac
Total Alkalinity as CaCO3 to pH 4.5 (SM 2320B-2011)	14		5.0	2.2	mg/L			08/10/23 16:34	1
Bicarbonate Alkalinity as CaCO3 (SM 2320B-2011)	14		5.0	5.0	mg/L			08/10/23 16:34	1
Carbonate Alkalinity as CaCO3 (SM 2320B-2011)	<5.0		5.0	5.0	mg/L			08/10/23 16:34	1
Total Dissolved Solids (SM 2540C-2011)	60		10	10	mg/L			08/10/23 10:56	1
Sulfide (SW846 9034)	<10		10	10	mg/L		08/10/23 10:08	08/10/23 12:59	1

Client Sample ID: SCH-SGWC-12

Lab Sample ID: 680-238755-5

Date Collected: 08/07/23 15:18

Matrix: Water

Date Received: 08/08/23 11:10

Method: MCAWW 300.0-1993 R2.1 - Anions, Ion Chromatography

Analyte	Result	Qualifier	RL	MDL	Unit	D	Prepared	Analyzed	Dil Fac
Sulfate	54		1.0	0.40	mg/L			08/14/23 17:19	1
Fluoride	0.078	J	0.10	0.040	mg/L			08/14/23 17:19	1
Chloride	9.5		1.0	0.20	mg/L			08/14/23 17:19	1

Method: SW846 6020B - Metals (ICP/MS) - Total Recoverable

Analyte	Result	Qualifier	RL	MDL	Unit	D	Prepared	Analyzed	Dil Fac
Antimony	<0.00034		0.0020	0.00034	mg/L		08/09/23 05:30	08/10/23 15:41	1
Arsenic	<0.00086		0.0010	0.00086	mg/L		08/09/23 05:30	08/10/23 15:41	1
Barium	0.053		0.010	0.00089	mg/L		08/09/23 05:30	08/10/23 15:41	1
Beryllium	<0.00020		0.0025	0.00020	mg/L		08/09/23 05:30	08/10/23 15:41	1
Boron	0.024	J	0.080	0.022	mg/L		08/09/23 05:30	08/10/23 15:41	1
Cadmium	<0.000078		0.0025	0.000078	mg/L		08/09/23 05:30	08/10/23 15:41	1
Calcium	22		0.50	0.14	mg/L		08/09/23 05:30	08/10/23 15:41	1
Chromium	<0.0012		0.0020	0.0012	mg/L		08/09/23 05:30	08/10/23 15:41	1
Cobalt	0.0013	J	0.0025	0.00022	mg/L		08/09/23 05:30	08/10/23 15:41	1
Iron	1.2		0.10	0.012	mg/L		08/09/23 05:30	08/10/23 15:41	1
Lead	<0.00021		0.0010	0.00021	mg/L		08/09/23 05:30	08/10/23 15:41	1
Lithium	<0.0020		0.0050	0.0020	mg/L		08/09/23 05:30	08/10/23 15:41	1

Eurofins Savannah

Client Sample Results

Client: Southern Company
Project/Site: CCR - Plant Scherer Ash Pond

Job ID: 680-238755-1

Client Sample ID: SCH-SGWC-12

Lab Sample ID: 680-238755-5

Date Collected: 08/07/23 15:18

Matrix: Water

Date Received: 08/08/23 11:10

Method: SW846 6020B - Metals (ICP/MS) - Total Recoverable (Continued)

Analyte	Result	Qualifier	RL	MDL	Unit	D	Prepared	Analyzed	Dil Fac
Magnesium	12		0.50	0.023	mg/L		08/09/23 05:30	08/10/23 15:41	1
Manganese	0.47		0.0050	0.0022	mg/L		08/09/23 05:30	08/10/23 15:41	1
Molybdenum	<0.00086		0.015	0.00086	mg/L		08/09/23 05:30	08/10/23 15:41	1
Potassium	0.86		0.50	0.044	mg/L		08/09/23 05:30	08/10/23 15:41	1
Selenium	<0.00099		0.0050	0.00099	mg/L		08/09/23 05:30	08/10/23 15:41	1
Sodium	17		0.50	0.20	mg/L		08/09/23 05:30	08/10/23 15:41	1
Thallium	<0.00026		0.0010	0.00026	mg/L		08/09/23 05:30	08/10/23 15:41	1

Method: SW846 7470A - Mercury (CVAA)

Analyte	Result	Qualifier	RL	MDL	Unit	D	Prepared	Analyzed	Dil Fac
Mercury	<0.000080		0.00020	0.000080	mg/L		08/10/23 11:07	08/11/23 10:40	1

General Chemistry

Analyte	Result	Qualifier	RL	MDL	Unit	D	Prepared	Analyzed	Dil Fac
Total Alkalinity as CaCO3 to pH 4.5 (SM 2320B-2011)	73		5.0	2.2	mg/L			08/10/23 15:34	1
Bicarbonate Alkalinity as CaCO3 (SM 2320B-2011)	73		5.0	5.0	mg/L			08/10/23 15:34	1
Carbonate Alkalinity as CaCO3 (SM 2320B-2011)	<5.0		5.0	5.0	mg/L			08/10/23 15:34	1
Total Dissolved Solids (SM 2540C-2011)	210		40	40	mg/L			08/10/23 10:56	1
Sulfide (SW846 9034)	<10		10	10	mg/L		08/10/23 10:08	08/10/23 12:59	1

Client Sample ID: SCH-SGWC-15

Lab Sample ID: 680-238755-6

Date Collected: 08/07/23 16:12

Matrix: Water

Date Received: 08/08/23 11:10

Method: MCAWW 300.0-1993 R2.1 - Anions, Ion Chromatography

Analyte	Result	Qualifier	RL	MDL	Unit	D	Prepared	Analyzed	Dil Fac
Sulfate	190		1.0	0.40	mg/L			08/14/23 17:57	1
Fluoride	0.13		0.10	0.040	mg/L			08/14/23 17:57	1
Chloride	12		1.0	0.20	mg/L			08/14/23 17:57	1

Method: SW846 6020B - Metals (ICP/MS) - Total Recoverable

Analyte	Result	Qualifier	RL	MDL	Unit	D	Prepared	Analyzed	Dil Fac
Antimony	<0.00034		0.0020	0.00034	mg/L		08/09/23 05:30	08/10/23 15:54	1
Arsenic	<0.00086		0.0010	0.00086	mg/L		08/09/23 05:30	08/10/23 15:54	1
Barium	0.031		0.010	0.00089	mg/L		08/09/23 05:30	08/10/23 15:54	1
Beryllium	0.00046	J	0.0025	0.00020	mg/L		08/09/23 05:30	08/10/23 15:54	1
Boron	1.4		0.080	0.022	mg/L		08/09/23 05:30	08/10/23 15:54	1
Cadmium	0.00046	J	0.0025	0.000078	mg/L		08/09/23 05:30	08/10/23 15:54	1
Calcium	17		0.50	0.14	mg/L		08/09/23 05:30	08/10/23 15:54	1
Chromium	0.035		0.0020	0.0012	mg/L		08/09/23 05:30	08/10/23 15:54	1
Cobalt	0.26		0.0025	0.00022	mg/L		08/09/23 05:30	08/10/23 15:54	1
Iron	0.078	J	0.10	0.012	mg/L		08/09/23 05:30	08/10/23 15:54	1
Lead	<0.00021		0.0010	0.00021	mg/L		08/09/23 05:30	08/10/23 15:54	1
Lithium	<0.0020		0.0050	0.0020	mg/L		08/09/23 05:30	08/10/23 15:54	1
Magnesium	15		0.50	0.023	mg/L		08/09/23 05:30	08/10/23 15:54	1
Manganese	3.9		0.0050	0.0022	mg/L		08/09/23 05:30	08/10/23 15:54	1
Molybdenum	<0.00086		0.015	0.00086	mg/L		08/09/23 05:30	08/10/23 15:54	1
Potassium	4.9		0.50	0.044	mg/L		08/09/23 05:30	08/10/23 15:54	1

Eurofins Savannah

Client Sample Results

Client: Southern Company
Project/Site: CCR - Plant Scherer Ash Pond

Job ID: 680-238755-1

Client Sample ID: SCH-SGWC-15

Lab Sample ID: 680-238755-6

Date Collected: 08/07/23 16:12

Matrix: Water

Date Received: 08/08/23 11:10

Method: SW846 6020B - Metals (ICP/MS) - Total Recoverable (Continued)

Analyte	Result	Qualifier	RL	MDL	Unit	D	Prepared	Analyzed	Dil Fac
Selenium	<0.00099		0.0050	0.00099	mg/L		08/09/23 05:30	08/10/23 15:54	1
Sodium	47		0.50	0.20	mg/L		08/09/23 05:30	08/10/23 15:54	1
Thallium	<0.00026		0.0010	0.00026	mg/L		08/09/23 05:30	08/10/23 15:54	1

Method: SW846 7470A - Mercury (CVAA)

Analyte	Result	Qualifier	RL	MDL	Unit	D	Prepared	Analyzed	Dil Fac
Mercury	0.00010	J	0.00020	0.000080	mg/L		08/10/23 11:07	08/11/23 10:41	1

General Chemistry

Analyte	Result	Qualifier	RL	MDL	Unit	D	Prepared	Analyzed	Dil Fac
Total Alkalinity as CaCO3 to pH 4.5 (SM 2320B-2011)	<2.2		5.0	2.2	mg/L			08/10/23 16:46	1
Bicarbonate Alkalinity as CaCO3 (SM 2320B-2011)	<5.0		5.0	5.0	mg/L			08/10/23 16:46	1
Carbonate Alkalinity as CaCO3 (SM 2320B-2011)	<5.0		5.0	5.0	mg/L			08/10/23 16:46	1
Total Dissolved Solids (SM 2540C-2011)	360		40	40	mg/L			08/10/23 10:56	1
Sulfide (SW846 9034)	<10		10	10	mg/L		08/10/23 10:08	08/10/23 12:59	1

Client Sample ID: SCH-SGWC-17

Lab Sample ID: 680-238755-7

Date Collected: 08/07/23 14:47

Matrix: Water

Date Received: 08/08/23 11:10

Method: MCAWW 300.0-1993 R2.1 - Anions, Ion Chromatography

Analyte	Result	Qualifier	RL	MDL	Unit	D	Prepared	Analyzed	Dil Fac
Fluoride	0.076	J	0.10	0.040	mg/L			08/14/23 18:35	1
Chloride	7.8		1.0	0.20	mg/L			08/14/23 18:35	1

Method: MCAWW 300.0-1993 R2.1 - Anions, Ion Chromatography - DL

Analyte	Result	Qualifier	RL	MDL	Unit	D	Prepared	Analyzed	Dil Fac
Sulfate	240		5.0	2.0	mg/L			08/15/23 21:11	5

Method: SW846 6020B - Metals (ICP/MS) - Total Recoverable

Analyte	Result	Qualifier	RL	MDL	Unit	D	Prepared	Analyzed	Dil Fac
Antimony	<0.00034		0.0020	0.00034	mg/L		08/09/23 05:30	08/10/23 15:58	1
Arsenic	<0.00086		0.0010	0.00086	mg/L		08/09/23 05:30	08/10/23 15:58	1
Barium	0.026		0.010	0.00089	mg/L		08/09/23 05:30	08/10/23 15:58	1
Beryllium	<0.00020		0.0025	0.00020	mg/L		08/09/23 05:30	08/10/23 15:58	1
Boron	0.30		0.080	0.022	mg/L		08/09/23 05:30	08/10/23 15:58	1
Cadmium	<0.000078		0.0025	0.000078	mg/L		08/09/23 05:30	08/10/23 15:58	1
Calcium	62		0.50	0.14	mg/L		08/09/23 05:30	08/10/23 15:58	1
Chromium	0.0093		0.0020	0.0012	mg/L		08/09/23 05:30	08/10/23 15:58	1
Cobalt	0.00052	J	0.0025	0.00022	mg/L		08/09/23 05:30	08/10/23 15:58	1
Iron	0.37		0.10	0.012	mg/L		08/09/23 05:30	08/10/23 15:58	1
Lead	<0.00021		0.0010	0.00021	mg/L		08/09/23 05:30	08/10/23 15:58	1
Lithium	<0.0020		0.0050	0.0020	mg/L		08/09/23 05:30	08/10/23 15:58	1
Magnesium	31		0.50	0.023	mg/L		08/09/23 05:30	08/10/23 15:58	1
Manganese	0.033		0.0050	0.0022	mg/L		08/09/23 05:30	08/10/23 15:58	1
Molybdenum	<0.00086		0.015	0.00086	mg/L		08/09/23 05:30	08/10/23 15:58	1
Potassium	0.52		0.50	0.044	mg/L		08/09/23 05:30	08/10/23 15:58	1
Selenium	<0.00099		0.0050	0.00099	mg/L		08/09/23 05:30	08/10/23 15:58	1

Eurofins Savannah

Client Sample Results

Client: Southern Company
Project/Site: CCR - Plant Scherer Ash Pond

Job ID: 680-238755-1

Client Sample ID: SCH-SGWC-17

Lab Sample ID: 680-238755-7

Date Collected: 08/07/23 14:47

Matrix: Water

Date Received: 08/08/23 11:10

Method: SW846 6020B - Metals (ICP/MS) - Total Recoverable (Continued)

Analyte	Result	Qualifier	RL	MDL	Unit	D	Prepared	Analyzed	Dil Fac
Sodium	25		0.50	0.20	mg/L		08/09/23 05:30	08/10/23 15:58	1
Thallium	<0.00026		0.0010	0.00026	mg/L		08/09/23 05:30	08/10/23 15:58	1

Method: SW846 7470A - Mercury (CVAA)

Analyte	Result	Qualifier	RL	MDL	Unit	D	Prepared	Analyzed	Dil Fac
Mercury	<0.000080		0.00020	0.000080	mg/L		08/10/23 11:07	08/11/23 10:43	1

General Chemistry

Analyte	Result	Qualifier	RL	MDL	Unit	D	Prepared	Analyzed	Dil Fac
Total Alkalinity as CaCO3 to pH 4.5 (SM 2320B-2011)	73		5.0	2.2	mg/L			08/10/23 16:07	1
Bicarbonate Alkalinity as CaCO3 (SM 2320B-2011)	73		5.0	5.0	mg/L			08/10/23 16:07	1
Carbonate Alkalinity as CaCO3 (SM 2320B-2011)	<5.0		5.0	5.0	mg/L			08/10/23 16:07	1
Total Dissolved Solids (SM 2540C-2011)	470		40	40	mg/L			08/10/23 10:56	1
Sulfide (SW846 9034)	<10		10	10	mg/L		08/10/23 10:08	08/10/23 12:59	1

Client Sample ID: SCH-SGWC-18

Lab Sample ID: 680-238755-8

Date Collected: 08/07/23 12:42

Matrix: Water

Date Received: 08/08/23 11:10

Method: MCAWW 300.0-1993 R2.1 - Anions, Ion Chromatography

Analyte	Result	Qualifier	RL	MDL	Unit	D	Prepared	Analyzed	Dil Fac
Fluoride	0.043	J	0.10	0.040	mg/L			08/14/23 18:48	1
Chloride	10		1.0	0.20	mg/L			08/14/23 18:48	1

Method: MCAWW 300.0-1993 R2.1 - Anions, Ion Chromatography - DL

Analyte	Result	Qualifier	RL	MDL	Unit	D	Prepared	Analyzed	Dil Fac
Sulfate	760		10	4.0	mg/L			08/15/23 21:23	10

Method: SW846 6020B - Metals (ICP/MS) - Total Recoverable

Analyte	Result	Qualifier	RL	MDL	Unit	D	Prepared	Analyzed	Dil Fac
Antimony	<0.00034		0.0020	0.00034	mg/L		08/09/23 05:30	08/10/23 16:02	1
Arsenic	0.00093	J	0.0010	0.00086	mg/L		08/09/23 05:30	08/10/23 16:02	1
Barium	0.0092	J	0.010	0.00089	mg/L		08/09/23 05:30	08/10/23 16:02	1
Beryllium	0.00020	J	0.0025	0.00020	mg/L		08/09/23 05:30	08/10/23 16:02	1
Boron	6.6		0.080	0.022	mg/L		08/09/23 05:30	08/10/23 16:02	1
Cadmium	0.00024	J	0.0025	0.000078	mg/L		08/09/23 05:30	08/10/23 16:02	1
Calcium	39		0.50	0.14	mg/L		08/09/23 05:30	08/10/23 16:02	1
Chromium	0.010		0.0020	0.0012	mg/L		08/09/23 05:30	08/10/23 16:02	1
Cobalt	0.064		0.0025	0.00022	mg/L		08/09/23 05:30	08/10/23 16:02	1
Iron	<0.012		0.10	0.012	mg/L		08/09/23 05:30	08/10/23 16:02	1
Lead	<0.00021		0.0010	0.00021	mg/L		08/09/23 05:30	08/10/23 16:02	1
Lithium	<0.0020		0.0050	0.0020	mg/L		08/09/23 05:30	08/10/23 16:02	1
Magnesium	16		0.50	0.023	mg/L		08/09/23 05:30	08/10/23 16:02	1
Manganese	0.60		0.0050	0.0022	mg/L		08/09/23 05:30	08/10/23 16:02	1
Molybdenum	<0.00086		0.015	0.00086	mg/L		08/09/23 05:30	08/10/23 16:02	1
Potassium	2.8		0.50	0.044	mg/L		08/09/23 05:30	08/10/23 16:02	1
Selenium	<0.00099		0.0050	0.00099	mg/L		08/09/23 05:30	08/10/23 16:02	1
Sodium	290		0.50	0.20	mg/L		08/09/23 05:30	08/10/23 16:02	1

Eurofins Savannah

Client Sample Results

Client: Southern Company
Project/Site: CCR - Plant Scherer Ash Pond

Job ID: 680-238755-1

Client Sample ID: SCH-SGWC-18

Lab Sample ID: 680-238755-8

Date Collected: 08/07/23 12:42

Matrix: Water

Date Received: 08/08/23 11:10

Method: SW846 6020B - Metals (ICP/MS) - Total Recoverable (Continued)

Analyte	Result	Qualifier	RL	MDL	Unit	D	Prepared	Analyzed	Dil Fac
Thallium	<0.00026		0.0010	0.00026	mg/L		08/09/23 05:30	08/10/23 16:02	1

Method: SW846 7470A - Mercury (CVAA)

Analyte	Result	Qualifier	RL	MDL	Unit	D	Prepared	Analyzed	Dil Fac
Mercury	0.000083	J	0.00020	0.000080	mg/L		08/10/23 11:07	08/11/23 10:44	1

General Chemistry

Analyte	Result	Qualifier	RL	MDL	Unit	D	Prepared	Analyzed	Dil Fac
Total Alkalinity as CaCO3 to pH 4.5 (SM 2320B-2011)	<2.2		5.0	2.2	mg/L			08/10/23 16:51	1
Bicarbonate Alkalinity as CaCO3 (SM 2320B-2011)	<5.0		5.0	5.0	mg/L			08/10/23 16:51	1
Carbonate Alkalinity as CaCO3 (SM 2320B-2011)	<5.0		5.0	5.0	mg/L			08/10/23 16:51	1
Total Dissolved Solids (SM 2540C-2011)	1200		40	40	mg/L			08/10/23 10:56	1
Sulfide (SW846 9034)	<10		10	10	mg/L		08/10/23 10:08	08/10/23 12:59	1

Client Sample ID: SCH-SGWC-19

Lab Sample ID: 680-238755-9

Date Collected: 08/07/23 11:34

Matrix: Water

Date Received: 08/08/23 11:10

Method: MCAWW 300.0-1993 R2.1 - Anions, Ion Chromatography

Analyte	Result	Qualifier	RL	MDL	Unit	D	Prepared	Analyzed	Dil Fac
Fluoride	<0.040		0.10	0.040	mg/L			08/14/23 19:01	1
Chloride	9.9		1.0	0.20	mg/L			08/14/23 19:01	1

Method: MCAWW 300.0-1993 R2.1 - Anions, Ion Chromatography - DL

Analyte	Result	Qualifier	RL	MDL	Unit	D	Prepared	Analyzed	Dil Fac
Sulfate	260		5.0	2.0	mg/L			08/15/23 21:36	5

Method: SW846 6020B - Metals (ICP/MS) - Total Recoverable

Analyte	Result	Qualifier	RL	MDL	Unit	D	Prepared	Analyzed	Dil Fac
Antimony	<0.00034		0.0020	0.00034	mg/L		08/09/23 05:30	08/10/23 16:06	1
Arsenic	<0.00086		0.0010	0.00086	mg/L		08/09/23 05:30	08/10/23 16:06	1
Barium	0.022		0.010	0.00089	mg/L		08/09/23 05:30	08/10/23 16:06	1
Beryllium	<0.00020		0.0025	0.00020	mg/L		08/09/23 05:30	08/10/23 16:06	1
Boron	1.9		0.080	0.022	mg/L		08/09/23 05:30	08/10/23 16:06	1
Cadmium	0.00010	J	0.0025	0.000078	mg/L		08/09/23 05:30	08/10/23 16:06	1
Calcium	41		0.50	0.14	mg/L		08/09/23 05:30	08/10/23 16:06	1
Chromium	0.015		0.0020	0.0012	mg/L		08/09/23 05:30	08/10/23 16:06	1
Cobalt	<0.00022		0.0025	0.00022	mg/L		08/09/23 05:30	08/10/23 16:06	1
Iron	0.013	J	0.10	0.012	mg/L		08/09/23 05:30	08/10/23 16:06	1
Lead	<0.00021		0.0010	0.00021	mg/L		08/09/23 05:30	08/10/23 16:06	1
Lithium	<0.0020		0.0050	0.0020	mg/L		08/09/23 05:30	08/10/23 16:06	1
Magnesium	20		0.50	0.023	mg/L		08/09/23 05:30	08/10/23 16:06	1
Manganese	0.058		0.0050	0.0022	mg/L		08/09/23 05:30	08/10/23 16:06	1
Molybdenum	<0.00086		0.015	0.00086	mg/L		08/09/23 05:30	08/10/23 16:06	1
Potassium	1.8		0.50	0.044	mg/L		08/09/23 05:30	08/10/23 16:06	1
Selenium	<0.00099		0.0050	0.00099	mg/L		08/09/23 05:30	08/10/23 16:06	1
Sodium	47		0.50	0.20	mg/L		08/09/23 05:30	08/10/23 16:06	1
Thallium	<0.00026		0.0010	0.00026	mg/L		08/09/23 05:30	08/10/23 16:06	1

Eurofins Savannah

Client Sample Results

Client: Southern Company
Project/Site: CCR - Plant Scherer Ash Pond

Job ID: 680-238755-1

Client Sample ID: SCH-SGWC-19

Lab Sample ID: 680-238755-9

Date Collected: 08/07/23 11:34

Matrix: Water

Date Received: 08/08/23 11:10

Method: SW846 7470A - Mercury (CVAA)

Analyte	Result	Qualifier	RL	MDL	Unit	D	Prepared	Analyzed	Dil Fac
Mercury	<0.000080		0.00020	0.000080	mg/L		08/10/23 11:07	08/11/23 10:49	1

General Chemistry

Analyte	Result	Qualifier	RL	MDL	Unit	D	Prepared	Analyzed	Dil Fac
Total Alkalinity as CaCO3 to pH 4.5 (SM 2320B-2011)	8.1		5.0	2.2	mg/L			08/10/23 16:58	1
Bicarbonate Alkalinity as CaCO3 (SM 2320B-2011)	8.1		5.0	5.0	mg/L			08/10/23 16:58	1
Carbonate Alkalinity as CaCO3 (SM 2320B-2011)	<5.0		5.0	5.0	mg/L			08/10/23 16:58	1
Total Dissolved Solids (SM 2540C-2011)	420		40	40	mg/L			08/10/23 10:56	1
Sulfide (SW846 9034)	<10		10	10	mg/L		08/10/23 10:08	08/10/23 12:59	1

Client Sample ID: SCH-SGWC-20

Lab Sample ID: 680-238755-10

Date Collected: 08/07/23 16:02

Matrix: Water

Date Received: 08/08/23 11:10

Method: MCAWW 300.0-1993 R2.1 - Anions, Ion Chromatography

Analyte	Result	Qualifier	RL	MDL	Unit	D	Prepared	Analyzed	Dil Fac
Sulfate	240		1.0	0.40	mg/L			08/14/23 19:13	1
Fluoride	0.18		0.10	0.040	mg/L			08/14/23 19:13	1
Chloride	9.3		1.0	0.20	mg/L			08/14/23 19:13	1

Method: SW846 6020B - Metals (ICP/MS) - Total Recoverable

Analyte	Result	Qualifier	RL	MDL	Unit	D	Prepared	Analyzed	Dil Fac
Antimony	<0.00034		0.0020	0.00034	mg/L		08/09/23 05:30	08/10/23 16:10	1
Arsenic	<0.00086		0.0010	0.00086	mg/L		08/09/23 05:30	08/10/23 16:10	1
Barium	0.020		0.010	0.00089	mg/L		08/09/23 05:30	08/10/23 16:10	1
Beryllium	0.00052	J	0.0025	0.00020	mg/L		08/09/23 05:30	08/10/23 16:10	1
Boron	1.8		0.080	0.022	mg/L		08/09/23 05:30	08/10/23 16:10	1
Cadmium	0.00013	J	0.0025	0.000078	mg/L		08/09/23 05:30	08/10/23 16:10	1
Calcium	16		0.50	0.14	mg/L		08/09/23 05:30	08/10/23 16:10	1
Chromium	0.0016	J	0.0020	0.0012	mg/L		08/09/23 05:30	08/10/23 16:10	1
Cobalt	0.093		0.0025	0.00022	mg/L		08/09/23 05:30	08/10/23 16:10	1
Iron	<0.012		0.10	0.012	mg/L		08/09/23 05:30	08/10/23 16:10	1
Lead	<0.00021		0.0010	0.00021	mg/L		08/09/23 05:30	08/10/23 16:10	1
Lithium	<0.0020		0.0050	0.0020	mg/L		08/09/23 05:30	08/10/23 16:10	1
Magnesium	14		0.50	0.023	mg/L		08/09/23 05:30	08/10/23 16:10	1
Manganese	1.4		0.0050	0.0022	mg/L		08/09/23 05:30	08/10/23 16:10	1
Molybdenum	<0.00086		0.015	0.00086	mg/L		08/09/23 05:30	08/10/23 16:10	1
Potassium	4.0		0.50	0.044	mg/L		08/09/23 05:30	08/10/23 16:10	1
Selenium	<0.00099		0.0050	0.00099	mg/L		08/09/23 05:30	08/10/23 16:10	1
Sodium	69		0.50	0.20	mg/L		08/09/23 05:30	08/10/23 16:10	1
Thallium	<0.00026		0.0010	0.00026	mg/L		08/09/23 05:30	08/10/23 16:10	1

Method: SW846 7470A - Mercury (CVAA)

Analyte	Result	Qualifier	RL	MDL	Unit	D	Prepared	Analyzed	Dil Fac
Mercury	<0.000080		0.00020	0.000080	mg/L		08/10/23 11:07	08/11/23 10:51	1

Client Sample Results

Client: Southern Company
 Project/Site: CCR - Plant Scherer Ash Pond

Job ID: 680-238755-1

Client Sample ID: SCH-SGWC-20

Lab Sample ID: 680-238755-10

Date Collected: 08/07/23 16:02

Matrix: Water

Date Received: 08/08/23 11:10

General Chemistry

Analyte	Result	Qualifier	RL	MDL	Unit	D	Prepared	Analyzed	Dil Fac
Total Alkalinity as CaCO3 to pH 4.5 (SM 2320B-2011)	<2.2		5.0	2.2	mg/L			08/10/23 17:16	1
Bicarbonate Alkalinity as CaCO3 (SM 2320B-2011)	<5.0		5.0	5.0	mg/L			08/10/23 17:16	1
Carbonate Alkalinity as CaCO3 (SM 2320B-2011)	<5.0		5.0	5.0	mg/L			08/10/23 17:16	1
Total Dissolved Solids (SM 2540C-2011)	350		40	40	mg/L			08/10/23 10:56	1
Sulfide (SW846 9034)	<10		10	10	mg/L		08/10/23 10:08	08/10/23 12:59	1

Client Sample ID: SCH-SGWC-22

Lab Sample ID: 680-238755-11

Date Collected: 08/07/23 14:21

Matrix: Water

Date Received: 08/08/23 11:10

Method: MCAWW 300.0-1993 R2.1 - Anions, Ion Chromatography

Analyte	Result	Qualifier	RL	MDL	Unit	D	Prepared	Analyzed	Dil Fac
Sulfate	110		1.0	0.40	mg/L			08/14/23 22:23	1
Fluoride	0.040	J	0.10	0.040	mg/L			08/14/23 22:23	1
Chloride	11		1.0	0.20	mg/L			08/14/23 22:23	1

Method: SW846 6020B - Metals (ICP/MS) - Total Recoverable

Analyte	Result	Qualifier	RL	MDL	Unit	D	Prepared	Analyzed	Dil Fac
Antimony	<0.00034		0.0020	0.00034	mg/L		08/09/23 05:30	08/10/23 16:14	1
Arsenic	<0.00086		0.0010	0.00086	mg/L		08/09/23 05:30	08/10/23 16:14	1
Barium	0.074		0.010	0.00089	mg/L		08/09/23 05:30	08/10/23 16:14	1
Beryllium	<0.00020		0.0025	0.00020	mg/L		08/09/23 05:30	08/10/23 16:14	1
Boron	0.52		0.080	0.022	mg/L		08/09/23 05:30	08/10/23 16:14	1
Cadmium	<0.000078		0.0025	0.000078	mg/L		08/09/23 05:30	08/10/23 16:14	1
Calcium	30		0.50	0.14	mg/L		08/09/23 05:30	08/10/23 16:14	1
Chromium	0.0015	J	0.0020	0.0012	mg/L		08/09/23 05:30	08/10/23 16:14	1
Cobalt	0.00087	J	0.0025	0.00022	mg/L		08/09/23 05:30	08/10/23 16:14	1
Iron	0.23		0.10	0.012	mg/L		08/09/23 05:30	08/10/23 16:14	1
Lead	<0.00021		0.0010	0.00021	mg/L		08/09/23 05:30	08/10/23 16:14	1
Lithium	<0.0020		0.0050	0.0020	mg/L		08/09/23 05:30	08/10/23 16:14	1
Magnesium	14		0.50	0.023	mg/L		08/09/23 05:30	08/10/23 16:14	1
Manganese	0.14		0.0050	0.0022	mg/L		08/09/23 05:30	08/10/23 16:14	1
Molybdenum	<0.00086		0.015	0.00086	mg/L		08/09/23 05:30	08/10/23 16:14	1
Potassium	2.6		0.50	0.044	mg/L		08/09/23 05:30	08/10/23 16:14	1
Selenium	<0.00099		0.0050	0.00099	mg/L		08/09/23 05:30	08/10/23 16:14	1
Sodium	20		0.50	0.20	mg/L		08/09/23 05:30	08/10/23 16:14	1
Thallium	<0.00026		0.0010	0.00026	mg/L		08/09/23 05:30	08/10/23 16:14	1

Method: SW846 7470A - Mercury (CVAA)

Analyte	Result	Qualifier	RL	MDL	Unit	D	Prepared	Analyzed	Dil Fac
Mercury	<0.000080		0.00020	0.000080	mg/L		08/10/23 11:07	08/11/23 10:52	1

General Chemistry

Analyte	Result	Qualifier	RL	MDL	Unit	D	Prepared	Analyzed	Dil Fac
Total Alkalinity as CaCO3 to pH 4.5 (SM 2320B-2011)	56		5.0	2.2	mg/L			08/10/23 17:12	1
Bicarbonate Alkalinity as CaCO3 (SM 2320B-2011)	56		5.0	5.0	mg/L			08/10/23 17:12	1

Eurofins Savannah

Client Sample Results

Client: Southern Company
 Project/Site: CCR - Plant Scherer Ash Pond

Job ID: 680-238755-1

Client Sample ID: SCH-SGWC-22

Lab Sample ID: 680-238755-11

Date Collected: 08/07/23 14:21

Matrix: Water

Date Received: 08/08/23 11:10

General Chemistry (Continued)

Analyte	Result	Qualifier	RL	MDL	Unit	D	Prepared	Analyzed	Dil Fac
Carbonate Alkalinity as CaCO ₃ (SM 2320B-2011)	<5.0		5.0	5.0	mg/L			08/10/23 17:12	1
Total Dissolved Solids (SM 2540C-2011)	300		40	40	mg/L			08/10/23 10:56	1
Sulfide (SW846 9034)	<10		10	10	mg/L		08/10/23 10:08	08/10/23 12:59	1

Client Sample ID: SCH-AP1-FD-2

Lab Sample ID: 680-238755-12

Date Collected: 08/07/23 00:00

Matrix: Water

Date Received: 08/08/23 11:10

Method: MCAWW 300.0-1993 R2.1 - Anions, Ion Chromatography

Analyte	Result	Qualifier	RL	MDL	Unit	D	Prepared	Analyzed	Dil Fac
Fluoride	0.045	J	0.10	0.040	mg/L			08/14/23 22:36	1
Chloride	10		1.0	0.20	mg/L			08/14/23 22:36	1

Method: MCAWW 300.0-1993 R2.1 - Anions, Ion Chromatography - DL

Analyte	Result	Qualifier	RL	MDL	Unit	D	Prepared	Analyzed	Dil Fac
Sulfate	760		10	4.0	mg/L			08/15/23 21:49	10

Method: SW846 6020B - Metals (ICP/MS) - Total Recoverable

Analyte	Result	Qualifier	RL	MDL	Unit	D	Prepared	Analyzed	Dil Fac
Antimony	<0.00034		0.0020	0.00034	mg/L		08/09/23 05:30	08/10/23 16:18	1
Arsenic	0.00096	J	0.0010	0.00086	mg/L		08/09/23 05:30	08/10/23 16:18	1
Barium	0.0094	J	0.010	0.00089	mg/L		08/09/23 05:30	08/10/23 16:18	1
Beryllium	0.00021	J	0.0025	0.00020	mg/L		08/09/23 05:30	08/10/23 16:18	1
Boron	6.7		0.080	0.022	mg/L		08/09/23 05:30	08/10/23 16:18	1
Cadmium	0.00025	J	0.0025	0.000078	mg/L		08/09/23 05:30	08/10/23 16:18	1
Calcium	39		0.50	0.14	mg/L		08/09/23 05:30	08/10/23 16:18	1
Chromium	0.010		0.0020	0.0012	mg/L		08/09/23 05:30	08/10/23 16:18	1
Cobalt	0.065		0.0025	0.00022	mg/L		08/09/23 05:30	08/10/23 16:18	1
Iron	<0.012		0.10	0.012	mg/L		08/09/23 05:30	08/10/23 16:18	1
Lead	<0.00021		0.0010	0.00021	mg/L		08/09/23 05:30	08/10/23 16:18	1
Lithium	<0.0020		0.0050	0.0020	mg/L		08/09/23 05:30	08/10/23 16:18	1
Magnesium	16		0.50	0.023	mg/L		08/09/23 05:30	08/10/23 16:18	1
Manganese	0.62		0.0050	0.0022	mg/L		08/09/23 05:30	08/10/23 16:18	1
Molybdenum	<0.00086		0.015	0.00086	mg/L		08/09/23 05:30	08/10/23 16:18	1
Potassium	2.9		0.50	0.044	mg/L		08/09/23 05:30	08/10/23 16:18	1
Selenium	<0.00099		0.0050	0.00099	mg/L		08/09/23 05:30	08/10/23 16:18	1
Sodium	290		0.50	0.20	mg/L		08/09/23 05:30	08/10/23 16:18	1
Thallium	<0.00026		0.0010	0.00026	mg/L		08/09/23 05:30	08/10/23 16:18	1

Method: SW846 7470A - Mercury (CVAA)

Analyte	Result	Qualifier	RL	MDL	Unit	D	Prepared	Analyzed	Dil Fac
Mercury	<0.000080		0.00020	0.000080	mg/L		08/10/23 11:07	08/11/23 10:54	1

General Chemistry

Analyte	Result	Qualifier	RL	MDL	Unit	D	Prepared	Analyzed	Dil Fac
Total Alkalinity as CaCO ₃ to pH 4.5 (SM 2320B-2011)	<2.2		5.0	2.2	mg/L			08/10/23 17:04	1
Bicarbonate Alkalinity as CaCO ₃ (SM 2320B-2011)	<5.0		5.0	5.0	mg/L			08/10/23 17:04	1

Eurofins Savannah

Client Sample Results

Client: Southern Company
Project/Site: CCR - Plant Scherer Ash Pond

Job ID: 680-238755-1

Client Sample ID: SCH-AP1-FD-2

Lab Sample ID: 680-238755-12

Date Collected: 08/07/23 00:00

Matrix: Water

Date Received: 08/08/23 11:10

General Chemistry (Continued)

Analyte	Result	Qualifier	RL	MDL	Unit	D	Prepared	Analyzed	Dil Fac
Carbonate Alkalinity as CaCO3 (SM 2320B-2011)	<5.0		5.0	5.0	mg/L			08/10/23 17:04	1
Total Dissolved Solids (SM 2540C-2011)	1100		40	40	mg/L			08/10/23 10:56	1
Sulfide (SW846 9034)	<10		10	10	mg/L		08/10/23 10:08	08/10/23 12:59	1

Client Sample ID: SCH-AP1-EB-1

Lab Sample ID: 680-238755-13

Date Collected: 08/07/23 11:09

Matrix: Water

Date Received: 08/08/23 11:10

Method: MCAWW 300.0-1993 R2.1 - Anions, Ion Chromatography

Analyte	Result	Qualifier	RL	MDL	Unit	D	Prepared	Analyzed	Dil Fac
Sulfate	1.7		1.0	0.40	mg/L			08/14/23 22:49	1
Fluoride	<0.040		0.10	0.040	mg/L			08/14/23 22:49	1
Chloride	<0.20		1.0	0.20	mg/L			08/14/23 22:49	1

Method: SW846 6020B - Metals (ICP/MS) - Total Recoverable

Analyte	Result	Qualifier	RL	MDL	Unit	D	Prepared	Analyzed	Dil Fac
Antimony	<0.00034		0.0020	0.00034	mg/L		08/09/23 05:30	08/10/23 16:22	1
Arsenic	<0.00086		0.0010	0.00086	mg/L		08/09/23 05:30	08/10/23 16:22	1
Barium	<0.00089		0.010	0.00089	mg/L		08/09/23 05:30	08/10/23 16:22	1
Beryllium	<0.00020		0.0025	0.00020	mg/L		08/09/23 05:30	08/10/23 16:22	1
Boron	0.13		0.080	0.022	mg/L		08/09/23 05:30	08/10/23 16:22	1
Cadmium	<0.000078		0.0025	0.000078	mg/L		08/09/23 05:30	08/10/23 16:22	1
Calcium	<0.14		0.50	0.14	mg/L		08/09/23 05:30	08/10/23 16:22	1
Chromium	<0.0012		0.0020	0.0012	mg/L		08/09/23 05:30	08/10/23 16:22	1
Cobalt	<0.00022		0.0025	0.00022	mg/L		08/09/23 05:30	08/10/23 16:22	1
Iron	<0.012		0.10	0.012	mg/L		08/09/23 05:30	08/10/23 16:22	1
Lead	<0.00021		0.0010	0.00021	mg/L		08/09/23 05:30	08/10/23 16:22	1
Lithium	<0.0020		0.0050	0.0020	mg/L		08/09/23 05:30	08/10/23 16:22	1
Magnesium	<0.023		0.50	0.023	mg/L		08/09/23 05:30	08/10/23 16:22	1
Manganese	<0.0022		0.0050	0.0022	mg/L		08/09/23 05:30	08/10/23 16:22	1
Molybdenum	<0.00086		0.015	0.00086	mg/L		08/09/23 05:30	08/10/23 16:22	1
Potassium	0.048 J		0.50	0.044	mg/L		08/09/23 05:30	08/10/23 16:22	1
Selenium	<0.00099		0.0050	0.00099	mg/L		08/09/23 05:30	08/10/23 16:22	1
Sodium	<0.20		0.50	0.20	mg/L		08/09/23 05:30	08/10/23 16:22	1
Thallium	<0.00026		0.0010	0.00026	mg/L		08/09/23 05:30	08/10/23 16:22	1

Method: SW846 7470A - Mercury (CVAA)

Analyte	Result	Qualifier	RL	MDL	Unit	D	Prepared	Analyzed	Dil Fac
Mercury	<0.000080		0.00020	0.000080	mg/L		08/10/23 11:07	08/11/23 10:55	1

General Chemistry

Analyte	Result	Qualifier	RL	MDL	Unit	D	Prepared	Analyzed	Dil Fac
Total Alkalinity as CaCO3 to pH 4.5 (SM 2320B-2011)	<2.2		5.0	2.2	mg/L			08/10/23 19:31	1
Bicarbonate Alkalinity as CaCO3 (SM 2320B-2011)	<5.0		5.0	5.0	mg/L			08/10/23 19:31	1
Carbonate Alkalinity as CaCO3 (SM 2320B-2011)	<5.0		5.0	5.0	mg/L			08/10/23 19:31	1
Total Dissolved Solids (SM 2540C-2011)	<10		10	10	mg/L			08/10/23 10:56	1

Eurofins Savannah

Client Sample Results

Client: Southern Company
Project/Site: CCR - Plant Scherer Ash Pond

Job ID: 680-238755-1

Client Sample ID: SCH-AP1-EB-1

Lab Sample ID: 680-238755-13

Date Collected: 08/07/23 11:09

Matrix: Water

Date Received: 08/08/23 11:10

General Chemistry (Continued)

Analyte	Result	Qualifier	RL	MDL	Unit	D	Prepared	Analyzed	Dil Fac
Sulfide (SW846 9034)	<10		10	10	mg/L		08/10/23 10:08	08/10/23 12:59	1

Client Sample ID: SCH-AP1-EB-2

Lab Sample ID: 680-238755-14

Date Collected: 08/07/23 16:57

Matrix: Water

Date Received: 08/08/23 11:10

Method: MCAWW 300.0-1993 R2.1 - Anions, Ion Chromatography

Analyte	Result	Qualifier	RL	MDL	Unit	D	Prepared	Analyzed	Dil Fac
Sulfate	<0.40		1.0	0.40	mg/L			08/14/23 23:01	1
Fluoride	<0.040		0.10	0.040	mg/L			08/14/23 23:01	1
Chloride	<0.20		1.0	0.20	mg/L			08/14/23 23:01	1

Method: SW846 6020B - Metals (ICP/MS) - Total Recoverable

Analyte	Result	Qualifier	RL	MDL	Unit	D	Prepared	Analyzed	Dil Fac
Antimony	<0.00034		0.0020	0.00034	mg/L		08/09/23 05:30	08/10/23 16:26	1
Arsenic	<0.00086		0.0010	0.00086	mg/L		08/09/23 05:30	08/10/23 16:26	1
Barium	<0.00089		0.010	0.00089	mg/L		08/09/23 05:30	08/10/23 16:26	1
Beryllium	<0.00020		0.0025	0.00020	mg/L		08/09/23 05:30	08/10/23 16:26	1
Boron	0.073	J	0.080	0.022	mg/L		08/09/23 05:30	08/10/23 16:26	1
Cadmium	<0.000078		0.0025	0.000078	mg/L		08/09/23 05:30	08/10/23 16:26	1
Calcium	<0.14		0.50	0.14	mg/L		08/09/23 05:30	08/10/23 16:26	1
Chromium	<0.0012		0.0020	0.0012	mg/L		08/09/23 05:30	08/10/23 16:26	1
Cobalt	<0.00022		0.0025	0.00022	mg/L		08/09/23 05:30	08/10/23 16:26	1
Iron	<0.012		0.10	0.012	mg/L		08/09/23 05:30	08/10/23 16:26	1
Lead	<0.00021		0.0010	0.00021	mg/L		08/09/23 05:30	08/10/23 16:26	1
Lithium	<0.0020		0.0050	0.0020	mg/L		08/09/23 05:30	08/10/23 16:26	1
Magnesium	<0.023		0.50	0.023	mg/L		08/09/23 05:30	08/10/23 16:26	1
Manganese	<0.0022		0.0050	0.0022	mg/L		08/09/23 05:30	08/10/23 16:26	1
Molybdenum	<0.00086		0.015	0.00086	mg/L		08/09/23 05:30	08/10/23 16:26	1
Potassium	<0.044		0.50	0.044	mg/L		08/09/23 05:30	08/10/23 16:26	1
Selenium	<0.00099		0.0050	0.00099	mg/L		08/09/23 05:30	08/10/23 16:26	1
Sodium	<0.20		0.50	0.20	mg/L		08/09/23 05:30	08/10/23 16:26	1
Thallium	<0.00026		0.0010	0.00026	mg/L		08/09/23 05:30	08/10/23 16:26	1

Method: SW846 7470A - Mercury (CVAA)

Analyte	Result	Qualifier	RL	MDL	Unit	D	Prepared	Analyzed	Dil Fac
Mercury	<0.000080		0.00020	0.000080	mg/L		08/10/23 11:07	08/11/23 10:57	1

General Chemistry

Analyte	Result	Qualifier	RL	MDL	Unit	D	Prepared	Analyzed	Dil Fac
Total Alkalinity as CaCO3 to pH 4.5 (SM 2320B-2011)	<2.2		5.0	2.2	mg/L			08/10/23 19:20	1
Bicarbonate Alkalinity as CaCO3 (SM 2320B-2011)	<5.0		5.0	5.0	mg/L			08/10/23 19:20	1
Carbonate Alkalinity as CaCO3 (SM 2320B-2011)	<5.0		5.0	5.0	mg/L			08/10/23 19:20	1
Total Dissolved Solids (SM 2540C-2011)	<10		10	10	mg/L			08/10/23 10:56	1
Sulfide (SW846 9034)	<10		10	10	mg/L		08/10/23 10:08	08/10/23 12:59	1

Client Sample Results

Client: Southern Company
 Project/Site: CCR - Plant Scherer Ash Pond

Job ID: 680-238755-1

Client Sample ID: SCH-AP1-FB-2

Lab Sample ID: 680-238755-15

Date Collected: 08/07/23 14:30

Matrix: Water

Date Received: 08/08/23 11:10

Method: MCAWW 300.0-1993 R2.1 - Anions, Ion Chromatography

Analyte	Result	Qualifier	RL	MDL	Unit	D	Prepared	Analyzed	Dil Fac
Sulfate	<0.40		1.0	0.40	mg/L			08/14/23 23:14	1
Fluoride	<0.040		0.10	0.040	mg/L			08/14/23 23:14	1
Chloride	<0.20		1.0	0.20	mg/L			08/14/23 23:14	1

Method: SW846 6020B - Metals (ICP/MS) - Total Recoverable

Analyte	Result	Qualifier	RL	MDL	Unit	D	Prepared	Analyzed	Dil Fac
Antimony	<0.00034		0.0020	0.00034	mg/L		08/09/23 05:30	08/10/23 16:38	1
Arsenic	<0.00086		0.0010	0.00086	mg/L		08/09/23 05:30	08/10/23 16:38	1
Barium	<0.00089		0.010	0.00089	mg/L		08/09/23 05:30	08/10/23 16:38	1
Beryllium	<0.00020		0.0025	0.00020	mg/L		08/09/23 05:30	08/10/23 16:38	1
Boron	0.036	J	0.080	0.022	mg/L		08/09/23 05:30	08/10/23 16:38	1
Cadmium	<0.000078		0.0025	0.000078	mg/L		08/09/23 05:30	08/10/23 16:38	1
Calcium	<0.14		0.50	0.14	mg/L		08/09/23 05:30	08/10/23 16:38	1
Chromium	<0.0012		0.0020	0.0012	mg/L		08/09/23 05:30	08/10/23 16:38	1
Cobalt	<0.00022		0.0025	0.00022	mg/L		08/09/23 05:30	08/10/23 16:38	1
Iron	<0.012		0.10	0.012	mg/L		08/09/23 05:30	08/10/23 16:38	1
Lead	<0.00021		0.0010	0.00021	mg/L		08/09/23 05:30	08/10/23 16:38	1
Lithium	<0.0020		0.0050	0.0020	mg/L		08/09/23 05:30	08/10/23 16:38	1
Magnesium	<0.023		0.50	0.023	mg/L		08/09/23 05:30	08/10/23 16:38	1
Manganese	<0.0022		0.0050	0.0022	mg/L		08/09/23 05:30	08/10/23 16:38	1
Molybdenum	<0.00086		0.015	0.00086	mg/L		08/09/23 05:30	08/10/23 16:38	1
Potassium	<0.044		0.50	0.044	mg/L		08/09/23 05:30	08/10/23 16:38	1
Selenium	<0.00099		0.0050	0.00099	mg/L		08/09/23 05:30	08/10/23 16:38	1
Sodium	<0.20		0.50	0.20	mg/L		08/09/23 05:30	08/10/23 16:38	1
Thallium	<0.00026		0.0010	0.00026	mg/L		08/09/23 05:30	08/10/23 16:38	1

Method: SW846 7470A - Mercury (CVAA)

Analyte	Result	Qualifier	RL	MDL	Unit	D	Prepared	Analyzed	Dil Fac
Mercury	<0.000080		0.00020	0.000080	mg/L		08/10/23 11:07	08/11/23 10:58	1

General Chemistry

Analyte	Result	Qualifier	RL	MDL	Unit	D	Prepared	Analyzed	Dil Fac
Total Alkalinity as CaCO3 to pH 4.5 (SM 2320B-2011)	<2.2		5.0	2.2	mg/L			08/10/23 19:36	1
Bicarbonate Alkalinity as CaCO3 (SM 2320B-2011)	<5.0		5.0	5.0	mg/L			08/10/23 19:36	1
Carbonate Alkalinity as CaCO3 (SM 2320B-2011)	<5.0		5.0	5.0	mg/L			08/10/23 19:36	1
Total Dissolved Solids (SM 2540C-2011)	<10		10	10	mg/L			08/10/23 10:56	1
Sulfide (SW846 9034)	<10		10	10	mg/L		08/10/23 10:08	08/10/23 12:59	1

QC Sample Results

Client: Southern Company
 Project/Site: CCR - Plant Scherer Ash Pond

Job ID: 680-238755-1

Method: 300.0-1993 R2.1 - Anions, Ion Chromatography

Lab Sample ID: MB 680-793263/33
Matrix: Water
Analysis Batch: 793263

Client Sample ID: Method Blank
Prep Type: Total/NA

Analyte	MB MB		RL	MDL	Unit	D	Prepared	Analyzed	Dil Fac
	Result	Qualifier							
Sulfate	<0.40		1.0	0.40	mg/L			08/14/23 14:22	1
Fluoride	<0.040		0.10	0.040	mg/L			08/14/23 14:22	1
Chloride	<0.20		1.0	0.20	mg/L			08/14/23 14:22	1

Lab Sample ID: LCS 680-793263/34
Matrix: Water
Analysis Batch: 793263

Client Sample ID: Lab Control Sample
Prep Type: Total/NA

Analyte	Spike Added	LCS Result	LCS Qualifier	Unit	D	%Rec	%Rec Limits
Fluoride	2.00	2.04		mg/L		102	90 - 110
Chloride	10.0	9.86		mg/L		99	90 - 110

Lab Sample ID: LCSD 680-793263/35
Matrix: Water
Analysis Batch: 793263

Client Sample ID: Lab Control Sample Dup
Prep Type: Total/NA

Analyte	Spike Added	LCSD Result	LCSD Qualifier	Unit	D	%Rec	%Rec Limits	RPD	RPD Limit
Fluoride	2.00	2.05		mg/L		102	90 - 110	1	15
Chloride	10.0	9.88		mg/L		99	90 - 110	0	15

Lab Sample ID: 680-238755-6 MS
Matrix: Water
Analysis Batch: 793263

Client Sample ID: SCH-SGWC-15
Prep Type: Total/NA

Analyte	Sample Result	Sample Qualifier	Spike Added	MS Result	MS Qualifier	Unit	D	%Rec	%Rec Limits
Fluoride	0.13		2.00	2.26		mg/L		106	80 - 120
Chloride	12		10.0	22.0		mg/L		102	80 - 120

Lab Sample ID: 680-238755-6 MSD
Matrix: Water
Analysis Batch: 793263

Client Sample ID: SCH-SGWC-15
Prep Type: Total/NA

Analyte	Sample Result	Sample Qualifier	Spike Added	MSD Result	MSD Qualifier	Unit	D	%Rec	%Rec Limits	RPD	RPD Limit
Fluoride	0.13		2.00	2.20		mg/L		103	80 - 120	3	15
Chloride	12		10.0	21.6		mg/L		98	80 - 120	2	15

Lab Sample ID: MB 680-793362/60
Matrix: Water
Analysis Batch: 793362

Client Sample ID: Method Blank
Prep Type: Total/NA

Analyte	MB MB		RL	MDL	Unit	D	Prepared	Analyzed	Dil Fac
	Result	Qualifier							
Sulfate	<0.40		1.0	0.40	mg/L			08/14/23 20:42	1
Fluoride	<0.040		0.10	0.040	mg/L			08/14/23 20:42	1
Chloride	<0.20		1.0	0.20	mg/L			08/14/23 20:42	1

QC Sample Results

Client: Southern Company
 Project/Site: CCR - Plant Scherer Ash Pond

Job ID: 680-238755-1

Method: 300.0-1993 R2.1 - Anions, Ion Chromatography (Continued)

Lab Sample ID: LCS 680-793362/64
Matrix: Water
Analysis Batch: 793362

Client Sample ID: Lab Control Sample
Prep Type: Total/NA

Analyte	Spike Added	LCS Result	LCS Qualifier	Unit	D	%Rec	%Rec	
							Limits	
Sulfate	10.0	10.1		mg/L		101	90 - 110	
Fluoride	2.00	2.08		mg/L		104	90 - 110	
Chloride	10.0	9.92		mg/L		99	90 - 110	

Lab Sample ID: LCSD 680-793362/65
Matrix: Water
Analysis Batch: 793362

Client Sample ID: Lab Control Sample Dup
Prep Type: Total/NA

Analyte	Spike Added	LCSD Result	LCSD Qualifier	Unit	D	%Rec	%Rec		RPD	
							Limits		RPD	Limit
Sulfate	10.0	10.0		mg/L		100	90 - 110	0	15	
Fluoride	2.00	2.08		mg/L		104	90 - 110	0	15	
Chloride	10.0	9.93		mg/L		99	90 - 110	0	15	

Lab Sample ID: 190-32370-A-1 MS
Matrix: Water
Analysis Batch: 793362

Client Sample ID: Matrix Spike
Prep Type: Total/NA

Analyte	Sample Result	Sample Qualifier	Spike Added	MS Result	MS Qualifier	Unit	D	%Rec	%Rec	
									Limits	
Sulfate	32		10.0	42.2		mg/L		97	80 - 120	
Fluoride	0.50		2.00	2.61		mg/L		105	80 - 120	
Chloride	75		10.0	84.3	4	mg/L		96	80 - 120	

Lab Sample ID: 190-32370-A-1 MSD
Matrix: Water
Analysis Batch: 793362

Client Sample ID: Matrix Spike Duplicate
Prep Type: Total/NA

Analyte	Sample Result	Sample Qualifier	Spike Added	MSD Result	MSD Qualifier	Unit	D	%Rec	%Rec		RPD	
									Limits		RPD	Limit
Sulfate	32		10.0	42.2		mg/L		98	80 - 120	0	15	
Fluoride	0.50		2.00	2.65		mg/L		107	80 - 120	2	15	
Chloride	75		10.0	84.4	4	mg/L		97	80 - 120	0	15	

Lab Sample ID: MB 680-793484/33
Matrix: Water
Analysis Batch: 793484

Client Sample ID: Method Blank
Prep Type: Total/NA

Analyte	MB Result	MB Qualifier	RL	MDL	Unit	D	Prepared	Analyzed		Dil Fac
Sulfate	<0.40		1.0	0.40	mg/L			08/15/23	16:32	1
Fluoride	<0.040		0.10	0.040	mg/L			08/15/23	16:32	1
Chloride	<0.20		1.0	0.20	mg/L			08/15/23	16:32	1

Lab Sample ID: LCS 680-793484/34
Matrix: Water
Analysis Batch: 793484

Client Sample ID: Lab Control Sample
Prep Type: Total/NA

Analyte	Spike Added	LCS Result	LCS Qualifier	Unit	D	%Rec	%Rec	
							Limits	
Sulfate	10.0	9.99		mg/L		100	90 - 110	
Fluoride	2.00	2.11		mg/L		105	90 - 110	
Chloride	10.0	10.1		mg/L		101	90 - 110	

QC Sample Results

Client: Southern Company
Project/Site: CCR - Plant Scherer Ash Pond

Job ID: 680-238755-1

Method: 300.0-1993 R2.1 - Anions, Ion Chromatography (Continued)

Lab Sample ID: LCSD 680-793484/35
Matrix: Water
Analysis Batch: 793484

Client Sample ID: Lab Control Sample Dup
Prep Type: Total/NA

Analyte	Spike Added	LCSD Result	LCSD Qualifier	Unit	D	%Rec	%Rec Limits	RPD	RPD Limit
Sulfate	10.0	10.0		mg/L		100	90 - 110	1	15
Fluoride	2.00	2.12		mg/L		106	90 - 110	0	15
Chloride	10.0	10.1		mg/L		101	90 - 110	0	15

Lab Sample ID: 680-239030-D-55 MS
Matrix: Water
Analysis Batch: 793484

Client Sample ID: Matrix Spike
Prep Type: Total/NA

Analyte	Sample Result	Sample Qualifier	Spike Added	MS Result	MS Qualifier	Unit	D	%Rec	%Rec Limits	RPD	RPD Limit
Sulfate	2.1		10.0	11.6		mg/L		94	80 - 120		
Fluoride	0.054	J	2.00	2.08		mg/L		101	80 - 120		
Chloride	7.8		10.0	17.7		mg/L		99	80 - 120		

Lab Sample ID: 680-239030-D-55 MSD
Matrix: Water
Analysis Batch: 793484

Client Sample ID: Matrix Spike Duplicate
Prep Type: Total/NA

Analyte	Sample Result	Sample Qualifier	Spike Added	MSD Result	MSD Qualifier	Unit	D	%Rec	%Rec Limits	RPD	RPD Limit
Sulfate	2.1		10.0	11.6		mg/L		95	80 - 120	0	15
Fluoride	0.054	J	2.00	2.05		mg/L		100	80 - 120	2	15
Chloride	7.8		10.0	17.5		mg/L		97	80 - 120	1	15

Method: 6020B - Metals (ICP/MS)

Lab Sample ID: MB 680-792434/1-A
Matrix: Water
Analysis Batch: 792890

Client Sample ID: Method Blank
Prep Type: Total Recoverable
Prep Batch: 792434

Analyte	MB MB		RL	MDL	Unit	D	Prepared	Analyzed	Dil Fac
	Result	Qualifier							
Antimony	<0.00034		0.0020	0.00034	mg/L		08/09/23 05:30	08/10/23 15:09	1
Arsenic	<0.00086		0.0010	0.00086	mg/L		08/09/23 05:30	08/10/23 15:09	1
Barium	<0.00089		0.010	0.00089	mg/L		08/09/23 05:30	08/10/23 15:09	1
Beryllium	<0.00020		0.0025	0.00020	mg/L		08/09/23 05:30	08/10/23 15:09	1
Boron	<0.022		0.080	0.022	mg/L		08/09/23 05:30	08/10/23 15:09	1
Cadmium	<0.000078		0.0025	0.000078	mg/L		08/09/23 05:30	08/10/23 15:09	1
Calcium	<0.14		0.50	0.14	mg/L		08/09/23 05:30	08/10/23 15:09	1
Chromium	<0.0012		0.0020	0.0012	mg/L		08/09/23 05:30	08/10/23 15:09	1
Cobalt	<0.00022		0.0025	0.00022	mg/L		08/09/23 05:30	08/10/23 15:09	1
Iron	<0.012		0.10	0.012	mg/L		08/09/23 05:30	08/10/23 15:09	1
Lead	<0.00021		0.0010	0.00021	mg/L		08/09/23 05:30	08/10/23 15:09	1
Lithium	<0.0020		0.0050	0.0020	mg/L		08/09/23 05:30	08/10/23 15:09	1
Magnesium	<0.023		0.50	0.023	mg/L		08/09/23 05:30	08/10/23 15:09	1
Manganese	<0.0022		0.0050	0.0022	mg/L		08/09/23 05:30	08/10/23 15:09	1
Molybdenum	<0.00086		0.015	0.00086	mg/L		08/09/23 05:30	08/10/23 15:09	1
Potassium	<0.044		0.50	0.044	mg/L		08/09/23 05:30	08/10/23 15:09	1
Selenium	<0.00099		0.0050	0.00099	mg/L		08/09/23 05:30	08/10/23 15:09	1
Sodium	<0.20		0.50	0.20	mg/L		08/09/23 05:30	08/10/23 15:09	1
Thallium	<0.00026		0.0010	0.00026	mg/L		08/09/23 05:30	08/10/23 15:09	1

Eurofins Savannah

QC Sample Results

Client: Southern Company
 Project/Site: CCR - Plant Scherer Ash Pond

Job ID: 680-238755-1

Method: 6020B - Metals (ICP/MS) (Continued)

Lab Sample ID: LCS 680-792434/2-A
Matrix: Water
Analysis Batch: 792890

Client Sample ID: Lab Control Sample
Prep Type: Total Recoverable
Prep Batch: 792434

Analyte	Spike Added	LCS Result	LCS Qualifier	Unit	D	%Rec	%Rec Limits
Antimony	0.0500	0.0481		mg/L		96	80 - 120
Arsenic	0.100	0.0977		mg/L		98	80 - 120
Barium	0.100	0.0986		mg/L		99	80 - 120
Beryllium	0.0500	0.0468		mg/L		94	80 - 120
Boron	0.200	0.193		mg/L		96	80 - 120
Cadmium	0.0500	0.0484		mg/L		97	80 - 120
Calcium	5.00	5.08		mg/L		102	80 - 120
Chromium	0.100	0.103		mg/L		103	80 - 120
Cobalt	0.0500	0.0499		mg/L		100	80 - 120
Iron	4.99	5.06		mg/L		101	80 - 120
Lead	0.500	0.506		mg/L		101	80 - 120
Lithium	0.500	0.455		mg/L		91	80 - 120
Magnesium	5.00	4.64		mg/L		93	80 - 120
Manganese	0.400	0.406		mg/L		101	80 - 120
Molybdenum	0.100	0.0989		mg/L		99	80 - 120
Potassium	7.00	6.86		mg/L		98	80 - 120
Selenium	0.100	0.102		mg/L		102	80 - 120
Sodium	5.00	5.01		mg/L		100	80 - 120
Thallium	0.0500	0.0483		mg/L		97	80 - 120

Lab Sample ID: 680-238755-1 MS
Matrix: Water
Analysis Batch: 792890

Client Sample ID: SCH-SGWA-3
Prep Type: Total Recoverable
Prep Batch: 792434

Analyte	Sample Result	Sample Qualifier	Spike Added	MS Result	MS Qualifier	Unit	D	%Rec	%Rec Limits
Antimony	<0.00034		0.0500	0.0502		mg/L		100	75 - 125
Arsenic	<0.00086		0.100	0.101		mg/L		101	75 - 125
Barium	0.036		0.100	0.139		mg/L		103	75 - 125
Beryllium	<0.00020		0.0500	0.0487		mg/L		97	75 - 125
Boron	<0.022		0.200	0.206		mg/L		103	75 - 125
Cadmium	<0.000078		0.0500	0.0516		mg/L		103	75 - 125
Calcium	6.1		5.00	10.8		mg/L		95	75 - 125
Chromium	0.024		0.100	0.131		mg/L		107	75 - 125
Cobalt	<0.00022		0.0500	0.0518		mg/L		104	75 - 125
Iron	<0.012		4.99	5.05		mg/L		101	75 - 125
Lead	<0.00021		0.500	0.517		mg/L		103	75 - 125
Lithium	<0.0020		0.500	0.495		mg/L		99	75 - 125
Magnesium	4.4		5.00	9.31		mg/L		99	75 - 125
Manganese	<0.0022		0.400	0.422		mg/L		105	75 - 125
Molybdenum	<0.00086		0.100	0.102		mg/L		102	75 - 125
Potassium	1.1		7.00	8.19		mg/L		102	75 - 125
Selenium	<0.00099		0.100	0.103		mg/L		103	75 - 125
Sodium	3.6		5.00	8.91		mg/L		105	75 - 125
Thallium	<0.00026		0.0500	0.0499		mg/L		100	75 - 125

QC Sample Results

Client: Southern Company
Project/Site: CCR - Plant Scherer Ash Pond

Job ID: 680-238755-1

Method: 6020B - Metals (ICP/MS) (Continued)

Lab Sample ID: 680-238755-1 MSD
Matrix: Water
Analysis Batch: 792890

Client Sample ID: SCH-SGWA-3
Prep Type: Total Recoverable
Prep Batch: 792434

Analyte	Sample	Sample	Spike	MSD	MSD	Unit	D	%Rec	%Rec	RPD	RPD
	Result	Qualifier	Added	Result	Qualifier				Limits		Limit
Antimony	<0.00034		0.0500	0.0488		mg/L		98	75 - 125	3	20
Arsenic	<0.00086		0.100	0.0998		mg/L		100	75 - 125	2	20
Barium	0.036		0.100	0.133		mg/L		97	75 - 125	4	20
Beryllium	<0.00020		0.0500	0.0481		mg/L		96	75 - 125	1	20
Boron	<0.022		0.200	0.203		mg/L		102	75 - 125	1	20
Cadmium	<0.000078		0.0500	0.0493		mg/L		99	75 - 125	5	20
Calcium	6.1		5.00	11.1		mg/L		99	75 - 125	2	20
Chromium	0.024		0.100	0.128		mg/L		104	75 - 125	3	20
Cobalt	<0.00022		0.0500	0.0496		mg/L		99	75 - 125	4	20
Iron	<0.012		4.99	5.20		mg/L		104	75 - 125	3	20
Lead	<0.00021		0.500	0.508		mg/L		102	75 - 125	2	20
Lithium	<0.0020		0.500	0.470		mg/L		94	75 - 125	5	20
Magnesium	4.4		5.00	9.11		mg/L		95	75 - 125	2	20
Manganese	<0.0022		0.400	0.411		mg/L		103	75 - 125	2	20
Molybdenum	<0.00086		0.100	0.100		mg/L		100	75 - 125	1	20
Potassium	1.1		7.00	7.89		mg/L		98	75 - 125	4	20
Selenium	<0.00099		0.100	0.105		mg/L		105	75 - 125	1	20
Sodium	3.6		5.00	8.70		mg/L		101	75 - 125	2	20
Thallium	<0.00026		0.0500	0.0492		mg/L		98	75 - 125	1	20

Method: 7470A - Mercury (CVAA)

Lab Sample ID: MB 680-792736/1-A
Matrix: Water
Analysis Batch: 793062

Client Sample ID: Method Blank
Prep Type: Total/NA
Prep Batch: 792736

Analyte	MB	MB	RL	MDL	Unit	D	Prepared	Analyzed	Dil Fac
	Result	Qualifier							
Mercury	<0.000080		0.00020	0.000080	mg/L		08/10/23 11:07	08/11/23 10:30	1

Lab Sample ID: LCS 680-792736/2-A
Matrix: Water
Analysis Batch: 793062

Client Sample ID: Lab Control Sample
Prep Type: Total/NA
Prep Batch: 792736

Analyte	Spike Added	LCS	LCS	Unit	D	%Rec	%Rec
		Result	Qualifier				Limits
Mercury	0.00250	0.00246		mg/L		98	80 - 120

Lab Sample ID: 680-238848-B-5-C MS
Matrix: Water
Analysis Batch: 793062

Client Sample ID: Matrix Spike
Prep Type: Total/NA
Prep Batch: 792736

Analyte	Sample	Sample	Spike	MS	MS	Unit	D	%Rec	%Rec
	Result	Qualifier	Added	Result	Qualifier				Limits
Mercury	<0.000080	F2 F1	0.00100	0.000182	J F1	mg/L		18	80 - 120

Lab Sample ID: 680-238848-B-5-D MSD
Matrix: Water
Analysis Batch: 793062

Client Sample ID: Matrix Spike Duplicate
Prep Type: Total/NA
Prep Batch: 792736

Analyte	Sample	Sample	Spike	MSD	MSD	Unit	D	%Rec	%Rec	RPD	RPD
	Result	Qualifier	Added	Result	Qualifier				Limits		Limit
Mercury	<0.000080	F2 F1	0.00100	0.000131	J F2 F1	mg/L		13	80 - 120	33	20

Eurofins Savannah

QC Sample Results

Client: Southern Company
 Project/Site: CCR - Plant Scherer Ash Pond

Job ID: 680-238755-1

Method: 2320B-2011 - Alkalinity, Total

Lab Sample ID: MB 680-792945/4
Matrix: Water
Analysis Batch: 792945

Client Sample ID: Method Blank
Prep Type: Total/NA

Analyte	MB Result	MB Qualifier	RL	MDL	Unit	D	Prepared	Analyzed	Dil Fac
Total Alkalinity as CaCO3 to pH 4.5	<2.2		5.0	2.2	mg/L			08/10/23 13:44	1
Bicarbonate Alkalinity as CaCO3	<5.0		5.0	5.0	mg/L			08/10/23 13:44	1
Carbonate Alkalinity as CaCO3	<5.0		5.0	5.0	mg/L			08/10/23 13:44	1

Lab Sample ID: LCS 680-792945/6
Matrix: Water
Analysis Batch: 792945

Client Sample ID: Lab Control Sample
Prep Type: Total/NA

Analyte	Spike Added	LCS Result	LCS Qualifier	Unit	D	%Rec	%Rec Limits
Total Alkalinity as CaCO3 to pH 4.5	250	241		mg/L		97	90 - 112

Lab Sample ID: LCSD 680-792945/31
Matrix: Water
Analysis Batch: 792945

Client Sample ID: Lab Control Sample Dup
Prep Type: Total/NA

Analyte	Spike Added	LCSD Result	LCSD Qualifier	Unit	D	%Rec	%Rec Limits	RPD	RPD Limit
Total Alkalinity as CaCO3 to pH 4.5	250	249		mg/L		100	90 - 112	3	30

Lab Sample ID: 680-238755-7 DU
Matrix: Water
Analysis Batch: 792945

Client Sample ID: SCH-SGWC-17
Prep Type: Total/NA

Analyte	Sample Result	Sample Qualifier	DU Result	DU Qualifier	Unit	D	RPD	RPD Limit
Total Alkalinity as CaCO3 to pH 4.5	73		69.7		mg/L		4	30
Bicarbonate Alkalinity as CaCO3	73		69.7		mg/L		4	30
Carbonate Alkalinity as CaCO3	<5.0		<5.0		mg/L		NC	30

Lab Sample ID: MB 680-792948/4
Matrix: Water
Analysis Batch: 792948

Client Sample ID: Method Blank
Prep Type: Total/NA

Analyte	MB Result	MB Qualifier	RL	MDL	Unit	D	Prepared	Analyzed	Dil Fac
Total Alkalinity as CaCO3 to pH 4.5	<2.2		5.0	2.2	mg/L			08/10/23 18:58	1
Bicarbonate Alkalinity as CaCO3	<5.0		5.0	5.0	mg/L			08/10/23 18:58	1
Carbonate Alkalinity as CaCO3	<5.0		5.0	5.0	mg/L			08/10/23 18:58	1

Lab Sample ID: LCS 680-792948/6
Matrix: Water
Analysis Batch: 792948

Client Sample ID: Lab Control Sample
Prep Type: Total/NA

Analyte	Spike Added	LCS Result	LCS Qualifier	Unit	D	%Rec	%Rec Limits
Total Alkalinity as CaCO3 to pH 4.5	250	243		mg/L		97	90 - 112

QC Sample Results

Client: Southern Company
 Project/Site: CCR - Plant Scherer Ash Pond

Job ID: 680-238755-1

Method: 2320B-2011 - Alkalinity, Total (Continued)

Lab Sample ID: LCSD 680-792948/31
Matrix: Water
Analysis Batch: 792948

Client Sample ID: Lab Control Sample Dup
Prep Type: Total/NA

Analyte	Spike Added	LCSD Result	LCSD Qualifier	Unit	D	%Rec	%Rec Limits	RPD	RPD Limit
Total Alkalinity as CaCO3 to pH 4.5	250	253		mg/L		101	90 - 112	4	30

Lab Sample ID: 680-238755-14 DU
Matrix: Water
Analysis Batch: 792948

Client Sample ID: SCH-AP1-EB-2
Prep Type: Total/NA

Analyte	Sample Result	Sample Qualifier	DU Result	DU Qualifier	Unit	D	RPD	RPD Limit
Total Alkalinity as CaCO3 to pH 4.5	<2.2		<2.2		mg/L		NC	30
Bicarbonate Alkalinity as CaCO3	<5.0		<5.0		mg/L		NC	30
Carbonate Alkalinity as CaCO3	<5.0		<5.0		mg/L		NC	30

Method: 2540C-2011 - Total Dissolved Solids (Dried at 180 °C)

Lab Sample ID: MB 680-792734/1
Matrix: Water
Analysis Batch: 792734

Client Sample ID: Method Blank
Prep Type: Total/NA

Analyte	MB Result	MB Qualifier	RL	MDL	Unit	D	Prepared	Analyzed	Dil Fac
Total Dissolved Solids	<10		10	10	mg/L			08/10/23 10:56	1

Lab Sample ID: LCS 680-792734/2
Matrix: Water
Analysis Batch: 792734

Client Sample ID: Lab Control Sample
Prep Type: Total/NA

Analyte	Spike Added	LCS Result	LCS Qualifier	Unit	D	%Rec	%Rec Limits	RPD	RPD Limit
Total Dissolved Solids	2380	2400		mg/L		101	80 - 120		

Lab Sample ID: LCSD 680-792734/3
Matrix: Water
Analysis Batch: 792734

Client Sample ID: Lab Control Sample Dup
Prep Type: Total/NA

Analyte	Spike Added	LCSD Result	LCSD Qualifier	Unit	D	%Rec	%Rec Limits	RPD	RPD Limit
Total Dissolved Solids	2380	2350		mg/L		99	80 - 120	2	25

Lab Sample ID: 680-238755-10 DU
Matrix: Water
Analysis Batch: 792734

Client Sample ID: SCH-SGWC-20
Prep Type: Total/NA

Analyte	Sample Result	Sample Qualifier	DU Result	DU Qualifier	Unit	D	RPD	RPD Limit
Total Dissolved Solids	350		356		mg/L		0.6	5

Lab Sample ID: 680-238755-12 DU
Matrix: Water
Analysis Batch: 792734

Client Sample ID: SCH-AP1-FD-2
Prep Type: Total/NA

Analyte	Sample Result	Sample Qualifier	DU Result	DU Qualifier	Unit	D	RPD	RPD Limit
Total Dissolved Solids	1100		1140		mg/L		2	5

Eurofins Savannah

QC Sample Results

Client: Southern Company
 Project/Site: CCR - Plant Scherer Ash Pond

Job ID: 680-238755-1

Method: 9034 - Sulfide, Acid Soluble and Insoluble (Titrimetric)

Lab Sample ID: MB 680-792714/1-A
Matrix: Water
Analysis Batch: 792779

Client Sample ID: Method Blank
Prep Type: Total/NA
Prep Batch: 792714

Analyte	MB Result	MB Qualifier	RL	MDL	Unit	D	Prepared	Analyzed	Dil Fac
Sulfide	<10		10	10	mg/L		08/10/23 10:08	08/10/23 12:59	1

Lab Sample ID: LCS 680-792714/2-A
Matrix: Water
Analysis Batch: 792779

Client Sample ID: Lab Control Sample
Prep Type: Total/NA
Prep Batch: 792714

Analyte	Spike Added	LCS Result	LCS Qualifier	Unit	D	%Rec	%Rec Limits
Sulfide	208	177		mg/L		85	50 - 150

Lab Sample ID: LCSD 680-792714/3-A
Matrix: Water
Analysis Batch: 792779

Client Sample ID: Lab Control Sample Dup
Prep Type: Total/NA
Prep Batch: 792714

Analyte	Spike Added	LCSD Result	LCSD Qualifier	Unit	D	%Rec	%Rec Limits	RPD	RPD Limit
Sulfide	208	161		mg/L		77	50 - 150	10	50

Lab Sample ID: 680-238755-2 MS
Matrix: Water
Analysis Batch: 792779

Client Sample ID: SCH-SGWA-4
Prep Type: Total/NA
Prep Batch: 792714

Analyte	Sample Result	Sample Qualifier	Spike Added	MS Result	MS Qualifier	Unit	D	%Rec	%Rec Limits
Sulfide	<10		208	166		mg/L		79	50 - 150

Lab Sample ID: 680-238755-2 MSD
Matrix: Water
Analysis Batch: 792779

Client Sample ID: SCH-SGWA-4
Prep Type: Total/NA
Prep Batch: 792714

Analyte	Sample Result	Sample Qualifier	Spike Added	MSD Result	MSD Qualifier	Unit	D	%Rec	%Rec Limits	RPD	RPD Limit
Sulfide	<10		208	151		mg/L		72	50 - 150	10	50

Lab Sample ID: 680-238755-1 DU
Matrix: Water
Analysis Batch: 792779

Client Sample ID: SCH-SGWA-3
Prep Type: Total/NA
Prep Batch: 792714

Analyte	Sample Result	Sample Qualifier	DU Result	DU Qualifier	Unit	D	RPD	RPD Limit
Sulfide	<10		<10		mg/L		NC	50

QC Association Summary

Client: Southern Company
 Project/Site: CCR - Plant Scherer Ash Pond

Job ID: 680-238755-1

HPLC/IC

Analysis Batch: 793263

Lab Sample ID	Client Sample ID	Prep Type	Matrix	Method	Prep Batch
680-238755-1	SCH-SGWA-3	Total/NA	Water	300.0-1993 R2.1	
680-238755-2	SCH-SGWA-4	Total/NA	Water	300.0-1993 R2.1	
680-238755-3	SCH-SGWC-9	Total/NA	Water	300.0-1993 R2.1	
680-238755-4	SCH-SGWC-10	Total/NA	Water	300.0-1993 R2.1	
680-238755-5	SCH-SGWC-12	Total/NA	Water	300.0-1993 R2.1	
680-238755-6	SCH-SGWC-15	Total/NA	Water	300.0-1993 R2.1	
680-238755-7	SCH-SGWC-17	Total/NA	Water	300.0-1993 R2.1	
680-238755-8	SCH-SGWC-18	Total/NA	Water	300.0-1993 R2.1	
680-238755-9	SCH-SGWC-19	Total/NA	Water	300.0-1993 R2.1	
680-238755-10	SCH-SGWC-20	Total/NA	Water	300.0-1993 R2.1	
MB 680-793263/33	Method Blank	Total/NA	Water	300.0-1993 R2.1	
LCS 680-793263/34	Lab Control Sample	Total/NA	Water	300.0-1993 R2.1	
LCSD 680-793263/35	Lab Control Sample Dup	Total/NA	Water	300.0-1993 R2.1	
680-238755-6 MS	SCH-SGWC-15	Total/NA	Water	300.0-1993 R2.1	
680-238755-6 MSD	SCH-SGWC-15	Total/NA	Water	300.0-1993 R2.1	

Analysis Batch: 793362

Lab Sample ID	Client Sample ID	Prep Type	Matrix	Method	Prep Batch
680-238755-11	SCH-SGWC-22	Total/NA	Water	300.0-1993 R2.1	
680-238755-12	SCH-AP1-FD-2	Total/NA	Water	300.0-1993 R2.1	
680-238755-13	SCH-AP1-EB-1	Total/NA	Water	300.0-1993 R2.1	
680-238755-14	SCH-AP1-EB-2	Total/NA	Water	300.0-1993 R2.1	
680-238755-15	SCH-AP1-FB-2	Total/NA	Water	300.0-1993 R2.1	
MB 680-793362/60	Method Blank	Total/NA	Water	300.0-1993 R2.1	
LCS 680-793362/64	Lab Control Sample	Total/NA	Water	300.0-1993 R2.1	
LCSD 680-793362/65	Lab Control Sample Dup	Total/NA	Water	300.0-1993 R2.1	
190-32370-A-1 MS	Matrix Spike	Total/NA	Water	300.0-1993 R2.1	
190-32370-A-1 MSD	Matrix Spike Duplicate	Total/NA	Water	300.0-1993 R2.1	

Analysis Batch: 793484

Lab Sample ID	Client Sample ID	Prep Type	Matrix	Method	Prep Batch
680-238755-7 - DL	SCH-SGWC-17	Total/NA	Water	300.0-1993 R2.1	
680-238755-8 - DL	SCH-SGWC-18	Total/NA	Water	300.0-1993 R2.1	
680-238755-9 - DL	SCH-SGWC-19	Total/NA	Water	300.0-1993 R2.1	
680-238755-12 - DL	SCH-AP1-FD-2	Total/NA	Water	300.0-1993 R2.1	
MB 680-793484/33	Method Blank	Total/NA	Water	300.0-1993 R2.1	
LCS 680-793484/34	Lab Control Sample	Total/NA	Water	300.0-1993 R2.1	
LCSD 680-793484/35	Lab Control Sample Dup	Total/NA	Water	300.0-1993 R2.1	
680-239030-D-55 MS	Matrix Spike	Total/NA	Water	300.0-1993 R2.1	
680-239030-D-55 MSD	Matrix Spike Duplicate	Total/NA	Water	300.0-1993 R2.1	

Metals

Prep Batch: 792434

Lab Sample ID	Client Sample ID	Prep Type	Matrix	Method	Prep Batch
680-238755-1	SCH-SGWA-3	Total Recoverable	Water	3005A	
680-238755-2	SCH-SGWA-4	Total Recoverable	Water	3005A	
680-238755-3	SCH-SGWC-9	Total Recoverable	Water	3005A	
680-238755-4	SCH-SGWC-10	Total Recoverable	Water	3005A	
680-238755-5	SCH-SGWC-12	Total Recoverable	Water	3005A	
680-238755-6	SCH-SGWC-15	Total Recoverable	Water	3005A	

Eurofins Savannah

QC Association Summary

Client: Southern Company
 Project/Site: CCR - Plant Scherer Ash Pond

Job ID: 680-238755-1

Metals (Continued)

Prep Batch: 792434 (Continued)

Lab Sample ID	Client Sample ID	Prep Type	Matrix	Method	Prep Batch
680-238755-7	SCH-SGWC-17	Total Recoverable	Water	3005A	
680-238755-8	SCH-SGWC-18	Total Recoverable	Water	3005A	
680-238755-9	SCH-SGWC-19	Total Recoverable	Water	3005A	
680-238755-10	SCH-SGWC-20	Total Recoverable	Water	3005A	
680-238755-11	SCH-SGWC-22	Total Recoverable	Water	3005A	
680-238755-12	SCH-AP1-FD-2	Total Recoverable	Water	3005A	
680-238755-13	SCH-AP1-EB-1	Total Recoverable	Water	3005A	
680-238755-14	SCH-AP1-EB-2	Total Recoverable	Water	3005A	
680-238755-15	SCH-AP1-FB-2	Total Recoverable	Water	3005A	
MB 680-792434/1-A	Method Blank	Total Recoverable	Water	3005A	
LCS 680-792434/2-A	Lab Control Sample	Total Recoverable	Water	3005A	
680-238755-1 MS	SCH-SGWA-3	Total Recoverable	Water	3005A	
680-238755-1 MSD	SCH-SGWA-3	Total Recoverable	Water	3005A	

Prep Batch: 792736

Lab Sample ID	Client Sample ID	Prep Type	Matrix	Method	Prep Batch
680-238755-1	SCH-SGWA-3	Total/NA	Water	7470A	
680-238755-2	SCH-SGWA-4	Total/NA	Water	7470A	
680-238755-3	SCH-SGWC-9	Total/NA	Water	7470A	
680-238755-4	SCH-SGWC-10	Total/NA	Water	7470A	
680-238755-5	SCH-SGWC-12	Total/NA	Water	7470A	
680-238755-6	SCH-SGWC-15	Total/NA	Water	7470A	
680-238755-7	SCH-SGWC-17	Total/NA	Water	7470A	
680-238755-8	SCH-SGWC-18	Total/NA	Water	7470A	
680-238755-9	SCH-SGWC-19	Total/NA	Water	7470A	
680-238755-10	SCH-SGWC-20	Total/NA	Water	7470A	
680-238755-11	SCH-SGWC-22	Total/NA	Water	7470A	
680-238755-12	SCH-AP1-FD-2	Total/NA	Water	7470A	
680-238755-13	SCH-AP1-EB-1	Total/NA	Water	7470A	
680-238755-14	SCH-AP1-EB-2	Total/NA	Water	7470A	
680-238755-15	SCH-AP1-FB-2	Total/NA	Water	7470A	
MB 680-792736/1-A	Method Blank	Total/NA	Water	7470A	
LCS 680-792736/2-A	Lab Control Sample	Total/NA	Water	7470A	
680-238848-B-5-C MS	Matrix Spike	Total/NA	Water	7470A	
680-238848-B-5-D MSD	Matrix Spike Duplicate	Total/NA	Water	7470A	

Analysis Batch: 792890

Lab Sample ID	Client Sample ID	Prep Type	Matrix	Method	Prep Batch
680-238755-1	SCH-SGWA-3	Total Recoverable	Water	6020B	792434
680-238755-2	SCH-SGWA-4	Total Recoverable	Water	6020B	792434
680-238755-3	SCH-SGWC-9	Total Recoverable	Water	6020B	792434
680-238755-4	SCH-SGWC-10	Total Recoverable	Water	6020B	792434
680-238755-5	SCH-SGWC-12	Total Recoverable	Water	6020B	792434
680-238755-6	SCH-SGWC-15	Total Recoverable	Water	6020B	792434
680-238755-7	SCH-SGWC-17	Total Recoverable	Water	6020B	792434
680-238755-8	SCH-SGWC-18	Total Recoverable	Water	6020B	792434
680-238755-9	SCH-SGWC-19	Total Recoverable	Water	6020B	792434
680-238755-10	SCH-SGWC-20	Total Recoverable	Water	6020B	792434
680-238755-11	SCH-SGWC-22	Total Recoverable	Water	6020B	792434
680-238755-12	SCH-AP1-FD-2	Total Recoverable	Water	6020B	792434
680-238755-13	SCH-AP1-EB-1	Total Recoverable	Water	6020B	792434

Eurofins Savannah

QC Association Summary

Client: Southern Company
 Project/Site: CCR - Plant Scherer Ash Pond

Job ID: 680-238755-1

Metals (Continued)

Analysis Batch: 792890 (Continued)

Lab Sample ID	Client Sample ID	Prep Type	Matrix	Method	Prep Batch
680-238755-14	SCH-AP1-EB-2	Total Recoverable	Water	6020B	792434
680-238755-15	SCH-AP1-FB-2	Total Recoverable	Water	6020B	792434
MB 680-792434/1-A	Method Blank	Total Recoverable	Water	6020B	792434
LCS 680-792434/2-A	Lab Control Sample	Total Recoverable	Water	6020B	792434
680-238755-1 MS	SCH-SGWA-3	Total Recoverable	Water	6020B	792434
680-238755-1 MSD	SCH-SGWA-3	Total Recoverable	Water	6020B	792434

Analysis Batch: 793062

Lab Sample ID	Client Sample ID	Prep Type	Matrix	Method	Prep Batch
680-238755-1	SCH-SGWA-3	Total/NA	Water	7470A	792736
680-238755-2	SCH-SGWA-4	Total/NA	Water	7470A	792736
680-238755-3	SCH-SGWC-9	Total/NA	Water	7470A	792736
680-238755-4	SCH-SGWC-10	Total/NA	Water	7470A	792736
680-238755-5	SCH-SGWC-12	Total/NA	Water	7470A	792736
680-238755-6	SCH-SGWC-15	Total/NA	Water	7470A	792736
680-238755-7	SCH-SGWC-17	Total/NA	Water	7470A	792736
680-238755-8	SCH-SGWC-18	Total/NA	Water	7470A	792736
680-238755-9	SCH-SGWC-19	Total/NA	Water	7470A	792736
680-238755-10	SCH-SGWC-20	Total/NA	Water	7470A	792736
680-238755-11	SCH-SGWC-22	Total/NA	Water	7470A	792736
680-238755-12	SCH-AP1-FD-2	Total/NA	Water	7470A	792736
680-238755-13	SCH-AP1-EB-1	Total/NA	Water	7470A	792736
680-238755-14	SCH-AP1-EB-2	Total/NA	Water	7470A	792736
680-238755-15	SCH-AP1-FB-2	Total/NA	Water	7470A	792736
MB 680-792736/1-A	Method Blank	Total/NA	Water	7470A	792736
LCS 680-792736/2-A	Lab Control Sample	Total/NA	Water	7470A	792736
680-238848-B-5-C MS	Matrix Spike	Total/NA	Water	7470A	792736
680-238848-B-5-D MSD	Matrix Spike Duplicate	Total/NA	Water	7470A	792736

General Chemistry

Prep Batch: 792714

Lab Sample ID	Client Sample ID	Prep Type	Matrix	Method	Prep Batch
680-238755-1	SCH-SGWA-3	Total/NA	Water	9030B	
680-238755-2	SCH-SGWA-4	Total/NA	Water	9030B	
680-238755-3	SCH-SGWC-9	Total/NA	Water	9030B	
680-238755-4	SCH-SGWC-10	Total/NA	Water	9030B	
680-238755-5	SCH-SGWC-12	Total/NA	Water	9030B	
680-238755-6	SCH-SGWC-15	Total/NA	Water	9030B	
680-238755-7	SCH-SGWC-17	Total/NA	Water	9030B	
680-238755-8	SCH-SGWC-18	Total/NA	Water	9030B	
680-238755-9	SCH-SGWC-19	Total/NA	Water	9030B	
680-238755-10	SCH-SGWC-20	Total/NA	Water	9030B	
680-238755-11	SCH-SGWC-22	Total/NA	Water	9030B	
680-238755-12	SCH-AP1-FD-2	Total/NA	Water	9030B	
680-238755-13	SCH-AP1-EB-1	Total/NA	Water	9030B	
680-238755-14	SCH-AP1-EB-2	Total/NA	Water	9030B	
680-238755-15	SCH-AP1-FB-2	Total/NA	Water	9030B	
MB 680-792714/1-A	Method Blank	Total/NA	Water	9030B	
LCS 680-792714/2-A	Lab Control Sample	Total/NA	Water	9030B	
LCSD 680-792714/3-A	Lab Control Sample Dup	Total/NA	Water	9030B	

QC Association Summary

Client: Southern Company
 Project/Site: CCR - Plant Scherer Ash Pond

Job ID: 680-238755-1

General Chemistry (Continued)

Prep Batch: 792714 (Continued)

Lab Sample ID	Client Sample ID	Prep Type	Matrix	Method	Prep Batch
680-238755-2 MS	SCH-SGWA-4	Total/NA	Water	9030B	
680-238755-2 MSD	SCH-SGWA-4	Total/NA	Water	9030B	
680-238755-1 DU	SCH-SGWA-3	Total/NA	Water	9030B	

Analysis Batch: 792734

Lab Sample ID	Client Sample ID	Prep Type	Matrix	Method	Prep Batch
680-238755-1	SCH-SGWA-3	Total/NA	Water	2540C-2011	
680-238755-2	SCH-SGWA-4	Total/NA	Water	2540C-2011	
680-238755-3	SCH-SGWC-9	Total/NA	Water	2540C-2011	
680-238755-4	SCH-SGWC-10	Total/NA	Water	2540C-2011	
680-238755-5	SCH-SGWC-12	Total/NA	Water	2540C-2011	
680-238755-6	SCH-SGWC-15	Total/NA	Water	2540C-2011	
680-238755-7	SCH-SGWC-17	Total/NA	Water	2540C-2011	
680-238755-8	SCH-SGWC-18	Total/NA	Water	2540C-2011	
680-238755-9	SCH-SGWC-19	Total/NA	Water	2540C-2011	
680-238755-10	SCH-SGWC-20	Total/NA	Water	2540C-2011	
680-238755-11	SCH-SGWC-22	Total/NA	Water	2540C-2011	
680-238755-12	SCH-AP1-FD-2	Total/NA	Water	2540C-2011	
680-238755-13	SCH-AP1-EB-1	Total/NA	Water	2540C-2011	
680-238755-14	SCH-AP1-EB-2	Total/NA	Water	2540C-2011	
680-238755-15	SCH-AP1-FB-2	Total/NA	Water	2540C-2011	
MB 680-792734/1	Method Blank	Total/NA	Water	2540C-2011	
LCS 680-792734/2	Lab Control Sample	Total/NA	Water	2540C-2011	
LCSD 680-792734/3	Lab Control Sample Dup	Total/NA	Water	2540C-2011	
680-238755-10 DU	SCH-SGWC-20	Total/NA	Water	2540C-2011	
680-238755-12 DU	SCH-AP1-FD-2	Total/NA	Water	2540C-2011	

Analysis Batch: 792779

Lab Sample ID	Client Sample ID	Prep Type	Matrix	Method	Prep Batch
680-238755-1	SCH-SGWA-3	Total/NA	Water	9034	792714
680-238755-2	SCH-SGWA-4	Total/NA	Water	9034	792714
680-238755-3	SCH-SGWC-9	Total/NA	Water	9034	792714
680-238755-4	SCH-SGWC-10	Total/NA	Water	9034	792714
680-238755-5	SCH-SGWC-12	Total/NA	Water	9034	792714
680-238755-6	SCH-SGWC-15	Total/NA	Water	9034	792714
680-238755-7	SCH-SGWC-17	Total/NA	Water	9034	792714
680-238755-8	SCH-SGWC-18	Total/NA	Water	9034	792714
680-238755-9	SCH-SGWC-19	Total/NA	Water	9034	792714
680-238755-10	SCH-SGWC-20	Total/NA	Water	9034	792714
680-238755-11	SCH-SGWC-22	Total/NA	Water	9034	792714
680-238755-12	SCH-AP1-FD-2	Total/NA	Water	9034	792714
680-238755-13	SCH-AP1-EB-1	Total/NA	Water	9034	792714
680-238755-14	SCH-AP1-EB-2	Total/NA	Water	9034	792714
680-238755-15	SCH-AP1-FB-2	Total/NA	Water	9034	792714
MB 680-792714/1-A	Method Blank	Total/NA	Water	9034	792714
LCS 680-792714/2-A	Lab Control Sample	Total/NA	Water	9034	792714
LCSD 680-792714/3-A	Lab Control Sample Dup	Total/NA	Water	9034	792714
680-238755-2 MS	SCH-SGWA-4	Total/NA	Water	9034	792714
680-238755-2 MSD	SCH-SGWA-4	Total/NA	Water	9034	792714
680-238755-1 DU	SCH-SGWA-3	Total/NA	Water	9034	792714

QC Association Summary

Client: Southern Company
 Project/Site: CCR - Plant Scherer Ash Pond

Job ID: 680-238755-1

General Chemistry

Analysis Batch: 792945

Lab Sample ID	Client Sample ID	Prep Type	Matrix	Method	Prep Batch
680-238755-1	SCH-SGWA-3	Total/NA	Water	2320B-2011	
680-238755-2	SCH-SGWA-4	Total/NA	Water	2320B-2011	
680-238755-3	SCH-SGWC-9	Total/NA	Water	2320B-2011	
680-238755-4	SCH-SGWC-10	Total/NA	Water	2320B-2011	
680-238755-5	SCH-SGWC-12	Total/NA	Water	2320B-2011	
680-238755-6	SCH-SGWC-15	Total/NA	Water	2320B-2011	
680-238755-7	SCH-SGWC-17	Total/NA	Water	2320B-2011	
680-238755-8	SCH-SGWC-18	Total/NA	Water	2320B-2011	
680-238755-9	SCH-SGWC-19	Total/NA	Water	2320B-2011	
680-238755-10	SCH-SGWC-20	Total/NA	Water	2320B-2011	
680-238755-11	SCH-SGWC-22	Total/NA	Water	2320B-2011	
680-238755-12	SCH-AP1-FD-2	Total/NA	Water	2320B-2011	
MB 680-792945/4	Method Blank	Total/NA	Water	2320B-2011	
LCS 680-792945/6	Lab Control Sample	Total/NA	Water	2320B-2011	
LCSD 680-792945/31	Lab Control Sample Dup	Total/NA	Water	2320B-2011	
680-238755-7 DU	SCH-SGWC-17	Total/NA	Water	2320B-2011	

Analysis Batch: 792948

Lab Sample ID	Client Sample ID	Prep Type	Matrix	Method	Prep Batch
680-238755-13	SCH-AP1-EB-1	Total/NA	Water	2320B-2011	
680-238755-14	SCH-AP1-EB-2	Total/NA	Water	2320B-2011	
680-238755-15	SCH-AP1-FB-2	Total/NA	Water	2320B-2011	
MB 680-792948/4	Method Blank	Total/NA	Water	2320B-2011	
LCS 680-792948/6	Lab Control Sample	Total/NA	Water	2320B-2011	
LCSD 680-792948/31	Lab Control Sample Dup	Total/NA	Water	2320B-2011	
680-238755-14 DU	SCH-AP1-EB-2	Total/NA	Water	2320B-2011	

Lab Chronicle

Client: Southern Company
 Project/Site: CCR - Plant Scherer Ash Pond

Job ID: 680-238755-1

Client Sample ID: SCH-SGWA-3

Lab Sample ID: 680-238755-1

Date Collected: 08/07/23 12:50

Matrix: Water

Date Received: 08/08/23 11:10

Prep Type	Batch Type	Batch Method	Run	Dil Factor	Initial Amount	Final Amount	Batch Number	Prepared or Analyzed	Analyst	Lab
Total/NA	Analysis	300.0-1993 R2.1		1	5 mL	5 mL	793263	08/14/23 16:29	UI	EET SAV
Instrument ID: CICK										
Total Recoverable	Prep	3005A			25 mL	125 mL	792434	08/09/23 05:30	RR	EET SAV
Total Recoverable	Analysis	6020B		1			792890	08/10/23 15:17	BWR	EET SAV
Instrument ID: ICPMSC										
Total/NA	Prep	7470A			50 mL	50 mL	792736	08/10/23 11:07	DW	EET SAV
Total/NA	Analysis	7470A		1			793062	08/11/23 10:33	BJB	EET SAV
Instrument ID: QuickTrace2										
Total/NA	Analysis	2320B-2011		1			792945	08/10/23 16:24	PG	EET SAV
Instrument ID: MANTECH 2										
Total/NA	Analysis	2540C-2011		1	200 mL	200 mL	792734	08/10/23 10:56	PG	EET SAV
Instrument ID: NOEQUIP										
Total/NA	Prep	9030B			6 mL	6 mL	792714	08/10/23 10:08	JAS	EET SAV
Total/NA	Analysis	9034		1	6 mL	6 mL	792779	08/10/23 12:59	JAS	EET SAV
Instrument ID: NoEquip										

Client Sample ID: SCH-SGWA-4

Lab Sample ID: 680-238755-2

Date Collected: 08/07/23 15:46

Matrix: Water

Date Received: 08/08/23 11:10

Prep Type	Batch Type	Batch Method	Run	Dil Factor	Initial Amount	Final Amount	Batch Number	Prepared or Analyzed	Analyst	Lab
Total/NA	Analysis	300.0-1993 R2.1		1	5 mL	5 mL	793263	08/14/23 16:41	UI	EET SAV
Instrument ID: CICK										
Total Recoverable	Prep	3005A			25 mL	125 mL	792434	08/09/23 05:30	RR	EET SAV
Total Recoverable	Analysis	6020B		1			792890	08/10/23 15:29	BWR	EET SAV
Instrument ID: ICPMSC										
Total/NA	Prep	7470A			50 mL	50 mL	792736	08/10/23 11:07	DW	EET SAV
Total/NA	Analysis	7470A		1			793062	08/11/23 10:35	BJB	EET SAV
Instrument ID: QuickTrace2										
Total/NA	Analysis	2320B-2011		1			792945	08/10/23 15:25	PG	EET SAV
Instrument ID: MANTECH 2										
Total/NA	Analysis	2540C-2011		1	200 mL	200 mL	792734	08/10/23 10:56	PG	EET SAV
Instrument ID: NOEQUIP										
Total/NA	Prep	9030B			6 mL	6 mL	792714	08/10/23 10:08	JAS	EET SAV
Total/NA	Analysis	9034		1	6 mL	6 mL	792779	08/10/23 12:59	JAS	EET SAV
Instrument ID: NoEquip										

Client Sample ID: SCH-SGWC-9

Lab Sample ID: 680-238755-3

Date Collected: 08/07/23 11:09

Matrix: Water

Date Received: 08/08/23 11:10

Prep Type	Batch Type	Batch Method	Run	Dil Factor	Initial Amount	Final Amount	Batch Number	Prepared or Analyzed	Analyst	Lab
Total/NA	Analysis	300.0-1993 R2.1		1	5 mL	5 mL	793263	08/14/23 16:54	UI	EET SAV
Instrument ID: CICK										

Lab Chronicle

Client: Southern Company
 Project/Site: CCR - Plant Scherer Ash Pond

Job ID: 680-238755-1

Client Sample ID: SCH-SGWC-9

Lab Sample ID: 680-238755-3

Date Collected: 08/07/23 11:09

Matrix: Water

Date Received: 08/08/23 11:10

Prep Type	Batch Type	Batch Method	Run	Dil Factor	Initial Amount	Final Amount	Batch Number	Prepared or Analyzed	Analyst	Lab
Total Recoverable	Prep	3005A			25 mL	125 mL	792434	08/09/23 05:30	RR	EET SAV
Total Recoverable	Analysis	6020B		1			792890	08/10/23 15:33	BWR	EET SAV
Instrument ID: ICPMSC										
Total/NA	Prep	7470A			50 mL	50 mL	792736	08/10/23 11:07	DW	EET SAV
Total/NA	Analysis	7470A		1			793062	08/11/23 10:37	BJB	EET SAV
Instrument ID: QuickTrace2										
Total/NA	Analysis	2320B-2011		1			792945	08/10/23 16:40	PG	EET SAV
Instrument ID: MANTECH 2										
Total/NA	Analysis	2540C-2011		1	50 mL	200 mL	792734	08/10/23 10:56	PG	EET SAV
Instrument ID: NOEQUIP										
Total/NA	Prep	9030B			6 mL	6 mL	792714	08/10/23 10:08	JAS	EET SAV
Total/NA	Analysis	9034		1	6 mL	6 mL	792779	08/10/23 12:59	JAS	EET SAV
Instrument ID: NoEquip										

Client Sample ID: SCH-SGWC-10

Lab Sample ID: 680-238755-4

Date Collected: 08/07/23 12:59

Matrix: Water

Date Received: 08/08/23 11:10

Prep Type	Batch Type	Batch Method	Run	Dil Factor	Initial Amount	Final Amount	Batch Number	Prepared or Analyzed	Analyst	Lab
Total/NA	Analysis	300.0-1993 R2.1		1	5 mL	5 mL	793263	08/14/23 17:07	UI	EET SAV
Instrument ID: CICK										
Total Recoverable	Prep	3005A			25 mL	125 mL	792434	08/09/23 05:30	RR	EET SAV
Total Recoverable	Analysis	6020B		1			792890	08/10/23 15:37	BWR	EET SAV
Instrument ID: ICPMSC										
Total/NA	Prep	7470A			50 mL	50 mL	792736	08/10/23 11:07	DW	EET SAV
Total/NA	Analysis	7470A		1			793062	08/11/23 10:38	BJB	EET SAV
Instrument ID: QuickTrace2										
Total/NA	Analysis	2320B-2011		1			792945	08/10/23 16:34	PG	EET SAV
Instrument ID: MANTECH 2										
Total/NA	Analysis	2540C-2011		1	200 mL	200 mL	792734	08/10/23 10:56	PG	EET SAV
Instrument ID: NOEQUIP										
Total/NA	Prep	9030B			6 mL	6 mL	792714	08/10/23 10:08	JAS	EET SAV
Total/NA	Analysis	9034		1	6 mL	6 mL	792779	08/10/23 12:59	JAS	EET SAV
Instrument ID: NoEquip										

Client Sample ID: SCH-SGWC-12

Lab Sample ID: 680-238755-5

Date Collected: 08/07/23 15:18

Matrix: Water

Date Received: 08/08/23 11:10

Prep Type	Batch Type	Batch Method	Run	Dil Factor	Initial Amount	Final Amount	Batch Number	Prepared or Analyzed	Analyst	Lab
Total/NA	Analysis	300.0-1993 R2.1		1	5 mL	5 mL	793263	08/14/23 17:19	UI	EET SAV
Instrument ID: CICK										
Total Recoverable	Prep	3005A			25 mL	125 mL	792434	08/09/23 05:30	RR	EET SAV
Total Recoverable	Analysis	6020B		1			792890	08/10/23 15:41	BWR	EET SAV
Instrument ID: ICPMSC										

Eurofins Savannah

Lab Chronicle

Client: Southern Company
 Project/Site: CCR - Plant Scherer Ash Pond

Job ID: 680-238755-1

Client Sample ID: SCH-SGWC-12

Lab Sample ID: 680-238755-5

Date Collected: 08/07/23 15:18

Matrix: Water

Date Received: 08/08/23 11:10

Prep Type	Batch Type	Batch Method	Run	Dil Factor	Initial Amount	Final Amount	Batch Number	Prepared or Analyzed	Analyst	Lab
Total/NA	Prep	7470A			50 mL	50 mL	792736	08/10/23 11:07	DW	EET SAV
Total/NA	Analysis	7470A		1			793062	08/11/23 10:40	BJB	EET SAV
Instrument ID: QuickTrace2										
Total/NA	Analysis	2320B-2011		1			792945	08/10/23 15:34	PG	EET SAV
Instrument ID: MANTECH 2										
Total/NA	Analysis	2540C-2011		1	50 mL	200 mL	792734	08/10/23 10:56	PG	EET SAV
Instrument ID: NOEQUIP										
Total/NA	Prep	9030B			6 mL	6 mL	792714	08/10/23 10:08	JAS	EET SAV
Total/NA	Analysis	9034		1	6 mL	6 mL	792779	08/10/23 12:59	JAS	EET SAV
Instrument ID: NoEquip										

Client Sample ID: SCH-SGWC-15

Lab Sample ID: 680-238755-6

Date Collected: 08/07/23 16:12

Matrix: Water

Date Received: 08/08/23 11:10

Prep Type	Batch Type	Batch Method	Run	Dil Factor	Initial Amount	Final Amount	Batch Number	Prepared or Analyzed	Analyst	Lab
Total/NA	Analysis	300.0-1993 R2.1		1	5 mL	5 mL	793263	08/14/23 17:57	UI	EET SAV
Instrument ID: CICK										
Total Recoverable	Prep	3005A			25 mL	125 mL	792434	08/09/23 05:30	RR	EET SAV
Total Recoverable	Analysis	6020B		1			792890	08/10/23 15:54	BWR	EET SAV
Instrument ID: ICPMSC										
Total/NA	Prep	7470A			50 mL	50 mL	792736	08/10/23 11:07	DW	EET SAV
Total/NA	Analysis	7470A		1			793062	08/11/23 10:41	BJB	EET SAV
Instrument ID: QuickTrace2										
Total/NA	Analysis	2320B-2011		1			792945	08/10/23 16:46	PG	EET SAV
Instrument ID: MANTECH 2										
Total/NA	Analysis	2540C-2011		1	50 mL	200 mL	792734	08/10/23 10:56	PG	EET SAV
Instrument ID: NOEQUIP										
Total/NA	Prep	9030B			6 mL	6 mL	792714	08/10/23 10:08	JAS	EET SAV
Total/NA	Analysis	9034		1	6 mL	6 mL	792779	08/10/23 12:59	JAS	EET SAV
Instrument ID: NoEquip										

Client Sample ID: SCH-SGWC-17

Lab Sample ID: 680-238755-7

Date Collected: 08/07/23 14:47

Matrix: Water

Date Received: 08/08/23 11:10

Prep Type	Batch Type	Batch Method	Run	Dil Factor	Initial Amount	Final Amount	Batch Number	Prepared or Analyzed	Analyst	Lab
Total/NA	Analysis	300.0-1993 R2.1		1	5 mL	5 mL	793263	08/14/23 18:35	UI	EET SAV
Instrument ID: CICK										
Total/NA	Analysis	300.0-1993 R2.1	DL	5	5 mL	5 mL	793484	08/15/23 21:11	UI	EET SAV
Instrument ID: CICK										
Total Recoverable	Prep	3005A			25 mL	125 mL	792434	08/09/23 05:30	RR	EET SAV
Total Recoverable	Analysis	6020B		1			792890	08/10/23 15:58	BWR	EET SAV
Instrument ID: ICPMSC										

Lab Chronicle

Client: Southern Company
 Project/Site: CCR - Plant Scherer Ash Pond

Job ID: 680-238755-1

Client Sample ID: SCH-SGWC-17

Lab Sample ID: 680-238755-7

Date Collected: 08/07/23 14:47

Matrix: Water

Date Received: 08/08/23 11:10

Prep Type	Batch Type	Batch Method	Run	Dil Factor	Initial Amount	Final Amount	Batch Number	Prepared or Analyzed	Analyst	Lab
Total/NA	Prep	7470A			50 mL	50 mL	792736	08/10/23 11:07	DW	EET SAV
Total/NA	Analysis	7470A		1			793062	08/11/23 10:43	BJB	EET SAV
Instrument ID: QuickTrace2										
Total/NA	Analysis	2320B-2011		1			792945	08/10/23 16:07	PG	EET SAV
Instrument ID: MANTECH 2										
Total/NA	Analysis	2540C-2011		1	50 mL	200 mL	792734	08/10/23 10:56	PG	EET SAV
Instrument ID: NOEQUIP										
Total/NA	Prep	9030B			6 mL	6 mL	792714	08/10/23 10:08	JAS	EET SAV
Total/NA	Analysis	9034		1	6 mL	6 mL	792779	08/10/23 12:59	JAS	EET SAV
Instrument ID: NoEquip										

Client Sample ID: SCH-SGWC-18

Lab Sample ID: 680-238755-8

Date Collected: 08/07/23 12:42

Matrix: Water

Date Received: 08/08/23 11:10

Prep Type	Batch Type	Batch Method	Run	Dil Factor	Initial Amount	Final Amount	Batch Number	Prepared or Analyzed	Analyst	Lab
Total/NA	Analysis	300.0-1993 R2.1		1	5 mL	5 mL	793263	08/14/23 18:48	UI	EET SAV
Instrument ID: CICK										
Total/NA	Analysis	300.0-1993 R2.1	DL	10	5 mL	5 mL	793484	08/15/23 21:23	UI	EET SAV
Instrument ID: CICK										
Total Recoverable	Prep	3005A			25 mL	125 mL	792434	08/09/23 05:30	RR	EET SAV
Total Recoverable	Analysis	6020B		1			792890	08/10/23 16:02	BWR	EET SAV
Instrument ID: ICPMSC										
Total/NA	Prep	7470A			50 mL	50 mL	792736	08/10/23 11:07	DW	EET SAV
Total/NA	Analysis	7470A		1			793062	08/11/23 10:44	BJB	EET SAV
Instrument ID: QuickTrace2										
Total/NA	Analysis	2320B-2011		1			792945	08/10/23 16:51	PG	EET SAV
Instrument ID: MANTECH 2										
Total/NA	Analysis	2540C-2011		1	50 mL	200 mL	792734	08/10/23 10:56	PG	EET SAV
Instrument ID: NOEQUIP										
Total/NA	Prep	9030B			6 mL	6 mL	792714	08/10/23 10:08	JAS	EET SAV
Total/NA	Analysis	9034		1	6 mL	6 mL	792779	08/10/23 12:59	JAS	EET SAV
Instrument ID: NoEquip										

Client Sample ID: SCH-SGWC-19

Lab Sample ID: 680-238755-9

Date Collected: 08/07/23 11:34

Matrix: Water

Date Received: 08/08/23 11:10

Prep Type	Batch Type	Batch Method	Run	Dil Factor	Initial Amount	Final Amount	Batch Number	Prepared or Analyzed	Analyst	Lab
Total/NA	Analysis	300.0-1993 R2.1		1	5 mL	5 mL	793263	08/14/23 19:01	UI	EET SAV
Instrument ID: CICK										
Total/NA	Analysis	300.0-1993 R2.1	DL	5	5 mL	5 mL	793484	08/15/23 21:36	UI	EET SAV
Instrument ID: CICK										

Lab Chronicle

Client: Southern Company
 Project/Site: CCR - Plant Scherer Ash Pond

Job ID: 680-238755-1

Client Sample ID: SCH-SGWC-19

Lab Sample ID: 680-238755-9

Date Collected: 08/07/23 11:34

Matrix: Water

Date Received: 08/08/23 11:10

Prep Type	Batch Type	Batch Method	Run	Dil Factor	Initial Amount	Final Amount	Batch Number	Prepared or Analyzed	Analyst	Lab
Total Recoverable	Prep	3005A			25 mL	125 mL	792434	08/09/23 05:30	RR	EET SAV
Total Recoverable	Analysis	6020B		1			792890	08/10/23 16:06	BWR	EET SAV
Instrument ID: ICPMSC										
Total/NA	Prep	7470A			50 mL	50 mL	792736	08/10/23 11:07	DW	EET SAV
Total/NA	Analysis	7470A		1			793062	08/11/23 10:49	BJB	EET SAV
Instrument ID: QuickTrace2										
Total/NA	Analysis	2320B-2011		1			792945	08/10/23 16:58	PG	EET SAV
Instrument ID: MANTECH 2										
Total/NA	Analysis	2540C-2011		1	50 mL	200 mL	792734	08/10/23 10:56	PG	EET SAV
Instrument ID: NOEQUIP										
Total/NA	Prep	9030B			6 mL	6 mL	792714	08/10/23 10:08	JAS	EET SAV
Total/NA	Analysis	9034		1	6 mL	6 mL	792779	08/10/23 12:59	JAS	EET SAV
Instrument ID: NoEquip										

Client Sample ID: SCH-SGWC-20

Lab Sample ID: 680-238755-10

Date Collected: 08/07/23 16:02

Matrix: Water

Date Received: 08/08/23 11:10

Prep Type	Batch Type	Batch Method	Run	Dil Factor	Initial Amount	Final Amount	Batch Number	Prepared or Analyzed	Analyst	Lab
Total/NA	Analysis	300.0-1993 R2.1		1	5 mL	5 mL	793263	08/14/23 19:13	UI	EET SAV
Instrument ID: CICK										
Total Recoverable	Prep	3005A			25 mL	125 mL	792434	08/09/23 05:30	RR	EET SAV
Total Recoverable	Analysis	6020B		1			792890	08/10/23 16:10	BWR	EET SAV
Instrument ID: ICPMSC										
Total/NA	Prep	7470A			50 mL	50 mL	792736	08/10/23 11:07	DW	EET SAV
Total/NA	Analysis	7470A		1			793062	08/11/23 10:51	BJB	EET SAV
Instrument ID: QuickTrace2										
Total/NA	Analysis	2320B-2011		1			792945	08/10/23 17:16	PG	EET SAV
Instrument ID: MANTECH 2										
Total/NA	Analysis	2540C-2011		1	50 mL	200 mL	792734	08/10/23 10:56	PG	EET SAV
Instrument ID: NOEQUIP										
Total/NA	Prep	9030B			6 mL	6 mL	792714	08/10/23 10:08	JAS	EET SAV
Total/NA	Analysis	9034		1	6 mL	6 mL	792779	08/10/23 12:59	JAS	EET SAV
Instrument ID: NoEquip										

Client Sample ID: SCH-SGWC-22

Lab Sample ID: 680-238755-11

Date Collected: 08/07/23 14:21

Matrix: Water

Date Received: 08/08/23 11:10

Prep Type	Batch Type	Batch Method	Run	Dil Factor	Initial Amount	Final Amount	Batch Number	Prepared or Analyzed	Analyst	Lab
Total/NA	Analysis	300.0-1993 R2.1		1	5 mL	5 mL	793362	08/14/23 22:23	UI	EET SAV
Instrument ID: CICK										
Total Recoverable	Prep	3005A			25 mL	125 mL	792434	08/09/23 05:30	RR	EET SAV
Total Recoverable	Analysis	6020B		1			792890	08/10/23 16:14	BWR	EET SAV
Instrument ID: ICPMSC										

Eurofins Savannah

Lab Chronicle

Client: Southern Company
 Project/Site: CCR - Plant Scherer Ash Pond

Job ID: 680-238755-1

Client Sample ID: SCH-SGWC-22

Lab Sample ID: 680-238755-11

Date Collected: 08/07/23 14:21

Matrix: Water

Date Received: 08/08/23 11:10

Prep Type	Batch Type	Batch Method	Run	Dil Factor	Initial Amount	Final Amount	Batch Number	Prepared or Analyzed	Analyst	Lab
Total/NA	Prep	7470A			50 mL	50 mL	792736	08/10/23 11:07	DW	EET SAV
Total/NA	Analysis	7470A		1			793062	08/11/23 10:52	BJB	EET SAV
Instrument ID: QuickTrace2										
Total/NA	Analysis	2320B-2011		1			792945	08/10/23 17:12	PG	EET SAV
Instrument ID: MANTECH 2										
Total/NA	Analysis	2540C-2011		1	50 mL	200 mL	792734	08/10/23 10:56	PG	EET SAV
Instrument ID: NOEQUIP										
Total/NA	Prep	9030B			6 mL	6 mL	792714	08/10/23 10:08	JAS	EET SAV
Total/NA	Analysis	9034		1	6 mL	6 mL	792779	08/10/23 12:59	JAS	EET SAV
Instrument ID: NoEquip										

Client Sample ID: SCH-AP1-FD-2

Lab Sample ID: 680-238755-12

Date Collected: 08/07/23 00:00

Matrix: Water

Date Received: 08/08/23 11:10

Prep Type	Batch Type	Batch Method	Run	Dil Factor	Initial Amount	Final Amount	Batch Number	Prepared or Analyzed	Analyst	Lab
Total/NA	Analysis	300.0-1993 R2.1		1	5 mL	5 mL	793362	08/14/23 22:36	UI	EET SAV
Instrument ID: CICK										
Total/NA	Analysis	300.0-1993 R2.1	DL	10	5 mL	5 mL	793484	08/15/23 21:49	UI	EET SAV
Instrument ID: CICK										
Total Recoverable	Prep	3005A			25 mL	125 mL	792434	08/09/23 05:30	RR	EET SAV
Total Recoverable	Analysis	6020B		1			792890	08/10/23 16:18	BWR	EET SAV
Instrument ID: ICPMSC										
Total/NA	Prep	7470A			50 mL	50 mL	792736	08/10/23 11:07	DW	EET SAV
Total/NA	Analysis	7470A		1			793062	08/11/23 10:54	BJB	EET SAV
Instrument ID: QuickTrace2										
Total/NA	Analysis	2320B-2011		1			792945	08/10/23 17:04	PG	EET SAV
Instrument ID: MANTECH 2										
Total/NA	Analysis	2540C-2011		1	50 mL	200 mL	792734	08/10/23 10:56	PG	EET SAV
Instrument ID: NOEQUIP										
Total/NA	Prep	9030B			6 mL	6 mL	792714	08/10/23 10:08	JAS	EET SAV
Total/NA	Analysis	9034		1	6 mL	6 mL	792779	08/10/23 12:59	JAS	EET SAV
Instrument ID: NoEquip										

Client Sample ID: SCH-AP1-EB-1

Lab Sample ID: 680-238755-13

Date Collected: 08/07/23 11:09

Matrix: Water

Date Received: 08/08/23 11:10

Prep Type	Batch Type	Batch Method	Run	Dil Factor	Initial Amount	Final Amount	Batch Number	Prepared or Analyzed	Analyst	Lab
Total/NA	Analysis	300.0-1993 R2.1		1	5 mL	5 mL	793362	08/14/23 22:49	UI	EET SAV
Instrument ID: CICK										
Total Recoverable	Prep	3005A			25 mL	125 mL	792434	08/09/23 05:30	RR	EET SAV
Total Recoverable	Analysis	6020B		1			792890	08/10/23 16:22	BWR	EET SAV
Instrument ID: ICPMSC										

Lab Chronicle

Client: Southern Company
 Project/Site: CCR - Plant Scherer Ash Pond

Job ID: 680-238755-1

Client Sample ID: SCH-AP1-EB-1

Lab Sample ID: 680-238755-13

Date Collected: 08/07/23 11:09

Matrix: Water

Date Received: 08/08/23 11:10

Prep Type	Batch Type	Batch Method	Run	Dil Factor	Initial Amount	Final Amount	Batch Number	Prepared or Analyzed	Analyst	Lab
Total/NA	Prep	7470A			50 mL	50 mL	792736	08/10/23 11:07	DW	EET SAV
Total/NA	Analysis	7470A		1			793062	08/11/23 10:55	BJB	EET SAV
Instrument ID: QuickTrace2										
Total/NA	Analysis	2320B-2011		1			792948	08/10/23 19:31	PG	EET SAV
Instrument ID: MANTECH 2										
Total/NA	Analysis	2540C-2011		1	200 mL	200 mL	792734	08/10/23 10:56	PG	EET SAV
Instrument ID: NOEQUIP										
Total/NA	Prep	9030B			6 mL	6 mL	792714	08/10/23 10:08	JAS	EET SAV
Total/NA	Analysis	9034		1	6 mL	6 mL	792779	08/10/23 12:59	JAS	EET SAV
Instrument ID: NoEquip										

Client Sample ID: SCH-AP1-EB-2

Lab Sample ID: 680-238755-14

Date Collected: 08/07/23 16:57

Matrix: Water

Date Received: 08/08/23 11:10

Prep Type	Batch Type	Batch Method	Run	Dil Factor	Initial Amount	Final Amount	Batch Number	Prepared or Analyzed	Analyst	Lab
Total/NA	Analysis	300.0-1993 R2.1		1	5 mL	5 mL	793362	08/14/23 23:01	UI	EET SAV
Instrument ID: CICK										
Total Recoverable	Prep	3005A			25 mL	125 mL	792434	08/09/23 05:30	RR	EET SAV
Total Recoverable	Analysis	6020B		1			792890	08/10/23 16:26	BWR	EET SAV
Instrument ID: ICPMSC										
Total/NA	Prep	7470A			50 mL	50 mL	792736	08/10/23 11:07	DW	EET SAV
Total/NA	Analysis	7470A		1			793062	08/11/23 10:57	BJB	EET SAV
Instrument ID: QuickTrace2										
Total/NA	Analysis	2320B-2011		1			792948	08/10/23 19:20	PG	EET SAV
Instrument ID: MANTECH 2										
Total/NA	Analysis	2540C-2011		1	200 mL	200 mL	792734	08/10/23 10:56	PG	EET SAV
Instrument ID: NOEQUIP										
Total/NA	Prep	9030B			6 mL	6 mL	792714	08/10/23 10:08	JAS	EET SAV
Total/NA	Analysis	9034		1	6 mL	6 mL	792779	08/10/23 12:59	JAS	EET SAV
Instrument ID: NoEquip										

Client Sample ID: SCH-AP1-FB-2

Lab Sample ID: 680-238755-15

Date Collected: 08/07/23 14:30

Matrix: Water

Date Received: 08/08/23 11:10

Prep Type	Batch Type	Batch Method	Run	Dil Factor	Initial Amount	Final Amount	Batch Number	Prepared or Analyzed	Analyst	Lab
Total/NA	Analysis	300.0-1993 R2.1		1	5 mL	5 mL	793362	08/14/23 23:14	UI	EET SAV
Instrument ID: CICK										
Total Recoverable	Prep	3005A			25 mL	125 mL	792434	08/09/23 05:30	RR	EET SAV
Total Recoverable	Analysis	6020B		1			792890	08/10/23 16:38	BWR	EET SAV
Instrument ID: ICPMSC										
Total/NA	Prep	7470A			50 mL	50 mL	792736	08/10/23 11:07	DW	EET SAV
Total/NA	Analysis	7470A		1			793062	08/11/23 10:58	BJB	EET SAV
Instrument ID: QuickTrace2										

Eurofins Savannah

Lab Chronicle

Client: Southern Company
 Project/Site: CCR - Plant Scherer Ash Pond

Job ID: 680-238755-1

Client Sample ID: SCH-AP1-FB-2

Lab Sample ID: 680-238755-15

Date Collected: 08/07/23 14:30

Matrix: Water

Date Received: 08/08/23 11:10

Prep Type	Batch Type	Batch Method	Run	Dil Factor	Initial Amount	Final Amount	Batch Number	Prepared or Analyzed	Analyst	Lab
Total/NA	Analysis	2320B-2011		1			792948	08/10/23 19:36	PG	EET SAV
Total/NA	Analysis	2540C-2011		1	200 mL	200 mL	792734	08/10/23 10:56	PG	EET SAV
Instrument ID: NOEQUIP										
Total/NA	Prep	9030B			6 mL	6 mL	792714	08/10/23 10:08	JAS	EET SAV
Total/NA	Analysis	9034		1	6 mL	6 mL	792779	08/10/23 12:59	JAS	EET SAV
Instrument ID: NoEquip										

Laboratory References:

EET SAV = Eurofins Savannah, 5102 LaRoche Avenue, Savannah, GA 31404, TEL (912)354-7858



Accreditation/Certification Summary

Client: Southern Company
Project/Site: CCR - Plant Scherer Ash Pond

Job ID: 680-238755-1

Laboratory: Eurofins Savannah

The accreditations/certifications listed below are applicable to this report.

Authority	Program	Identification Number	Expiration Date
Florida	NELAP	E87052	06-30-24
Georgia	State	E87052	06-30-24

- 1
- 2
- 3
- 4
- 5
- 6
- 7
- 8
- 9
- 10
- 11
- 12

Method Summary

Client: Southern Company
Project/Site: CCR - Plant Scherer Ash Pond

Job ID: 680-238755-1

Method	Method Description	Protocol	Laboratory
300.0-1993 R2.1	Anions, Ion Chromatography	MCAWW	EET SAV
6020B	Metals (ICP/MS)	SW846	EET SAV
7470A	Mercury (CVAA)	SW846	EET SAV
2320B-2011	Alkalinity, Total	SM	EET SAV
2540C-2011	Total Dissolved Solids (Dried at 180 °C)	SM	EET SAV
9034	Sulfide, Acid Soluble and Insoluble (Titrimetric)	SW846	EET SAV
3005A	Preparation, Total Recoverable or Dissolved Metals	SW846	EET SAV
7470A	Preparation, Mercury	SW846	EET SAV
9030B	Sulfide, Distillation (Acid Soluble and Insoluble)	SW846	EET SAV

Protocol References:

- MCAWW = "Methods For Chemical Analysis Of Water And Wastes", EPA-600/4-79-020, March 1983 And Subsequent Revisions.
- SM = "Standard Methods For The Examination Of Water And Wastewater"
- SW846 = "Test Methods For Evaluating Solid Waste, Physical/Chemical Methods", Third Edition, November 1986 And Its Updates.

Laboratory References:

- EET SAV = Eurofins Savannah, 5102 LaRoche Avenue, Savannah, GA 31404, TEL (912)354-7858

TestAmerica Pittsburgh

301 Alpha Drive
 RIDC Park
 Pittsburgh, PA 15238-2907
 phone 412.963.7058 fax 412.963.2468

Chain of Custody Record

Regulatory Program: DW NPDES RCRA Other:

TestAmerica
 THE LEADER IN ENVIRONMENTAL TESTING
 TestAmerica Laboratories, Inc.

Client Contact		Project Manager: Dawn Prell		Site Contact: Dawn Prell		Date: 08/07/2023		COC No: 1 of 2 COCs	
Joiu Abraham		Tel/Fax: 248-536-5445		Lab Contact: David Fuller		Carrier:		Sampler:	
Southern Company		Analysis Turnaround Time		Perform MS / MSD (Y / N)				For Lab Use Only:	
241 Ralph McGill Blvd SE B10185		<input checked="" type="checkbox"/> CALENDAR DAYS <input type="checkbox"/> WORKING DAYS		App III metals: B, Ca				Walk-in Client:	
Atlanta, GA 30308		TAT if different from Below: 3-5 days		App IV metals: Sb, As, Ba, Be, Cd, Cr, Co, Pb, Li, Hg, Mo, Se, Ti				Lab Sampling:	
JAbraham@southernco.com		2 weeks		Radium 226 + 228				Job / SDG No.:	
Project Name: CCR - Plant Scherer Ash Pond		1 week		Mg, Na, K, Mn, Fe				Sample Specific Notes:	
Site: Georgia		2 days		Sulfide					
Project #: 31406440.008		1 day		HCO3, CO3 Alkalinity					
				Cl, F, SO4, TDS					
Sample Identification		Sample Date	Sample Time	Sample Type (G=Comp, G=Grab)	Matrix	# of Cont.	Filtered Sample (Y / N)		
SCH-SGWA-3		8/7/2023	12:50	G	WG	8	N	X	X
SCH-SGWA-4		8/7/2023	15:46	G	WG	8	N	X	X
SCH-SGWC-9		8/7/2023	11:09	G	WG	8	N	X	X
SCH-SGWC-10		8/7/2023	12:59	G	WG	8	N	X	X
SCH-SGWC-12		8/7/2023	15:18	G	WG	8	N	X	X
SCH-SGWC-15		8/7/2023	16:12	G	WG	8	N	X	X
SCH-SGWC-17		8/7/2023	14:47	G	WG	8	N	X	X
SCH-SGWC-18		8/7/2023	12:42	G	WG	8	N	X	X
SCH-SGWC-19		8/7/2023	11:34	G	WG	10	N	X	X
SCH-SGWC-20		8/7/2023	16:02	G	WG	8	N	X	X
SCH-SGWC-22		8/7/2023	14:21	G	WG	8	N	X	X
SCH-AP1-FD-2		8/7/2023	-	G	WG	8	N	X	X

Preservation Used: 1=Ice, 2=HCl, 3=H2SO4, 4=HNO3, 5=NaOH, 6=Other

Possible Hazard Identification:
 Are any samples from a Listed EPA Hazardous Waste? Please List any EPA Waste Codes for the sample in the Comments Section if the lab is to dispose of the sample.

Non-Hazard Flammable Skin Irritant Poison B Unknown

Special Instructions/QC Requirements & Comments: SCH-CGR-ASSMT-2023S2

Custody Seals Intact: Yes No

Relinquished by: MARK MANN *Mark Mann* Custody Seal No.: WSP Date/Time: 08/08/23 755


Relinquished by: Company: Date/Time: Received in Laboratory by: *CVW* Date/Time: *8/8/23 110*

Cooler Temp. (°C): Obs'd: Corr'd: Therm ID No: *8/8/23 755*

Return to Client Disposal by Lab Archive for _____ Months

Sample Disposal (A fee may be assessed if so)

680-238755 Chain of Custody

Barcode: 

Extra Reads

20/2-1 3/1/3 2 2 9/3.0 2.1/2 2 2 4/2.7

TestAmerica Pittsburgh

301 Alpha Drive
 RIDC Park
 Pittsburgh, PA 15238-2907
 phone 412.963.7058 fax 412.963.2468

Chain of Custody Record



THE LEADER IN ENVIRONMENTAL TESTING

TestAmerica Laboratories, Inc.

Regulatory Program: DW NPDES RCRA Other:

Client Contact: Jolii Abraham
 Southern Company
 241 Ralph McGill Blvd SE B10185
 Atlanta, GA 30308
 jlabraham@southernco.com
 Project Name: CCR - Plant Scherer Ash Pond
 Site: Georgia
 Project #: 31406440.008

Project Manager: Dawn Prell
 Telfax: 248-536-5445
 Analysis Turnaround Time
 CALENDAR DAYS WORKING DAYS
 TAT if different from Below: 3-5 days

Sample Identification

Sample Date	Sample Time	Sample Type (G=Comp, G=Grab)	Matrix	# of Cont.
SCH-AP1-EB-1	8/7/2023	G	WQ	8
SCH-AP1-EB-2	8/7/2023	G	WQ	8
SCH-AP1-FB-2	8/7/2023	G	WQ	8

Sample Identification	Sample Date	Sample Time	Sample Type (G=Comp, G=Grab)	Matrix	# of Cont.	Filtered Sample (Y/N)	Perform MS/MSD (Y/N)	App III metals: B, Ca	App IV metals: Sb, As, Ba, Be, Cd, Cr, Co, Pb, Li, Hg, Mo, Se, Ti	Radium 226 + 228	Mg, Na, K, Mn, Fe	Sulfide	HCO3, CO3 Alkalinity	Cl, F, SO4, TDS
SCH-AP1-EB-1	8/7/2023	11:09	G	WQ	8	N	N	X	X	X	X	X	X	X
SCH-AP1-EB-2	8/7/2023	16:57	G	WQ	8	N	N	X	X	X	X	X	X	X
SCH-AP1-FB-2	8/7/2023	14:30	G	WQ	8	N	N	X	X	X	X	X	X	X

Preservation Used: 1= Ice, 2= HCI, 3= H2SO4, 4= HNO3, 5= NaOH, 6= Other _____
 Possible Hazard Identification:
 Are any samples from a listed EPA Hazardous Waste? Please List any EPA Waste Codes for the sample in the Comments Section if the lab is to dispose of the sample.
 Non-Hazard Flammable Skin Irritant Poison B Unknown
 Return to Client Disposal by Lab Archive for _____ Months

Special Instructions/QC Requirements & Comments: SCH-CCR-ASSMT-2023S2

Custody Seal Intact: Yes No
 Cooler Temp. (°C): Obs'd: _____
 Therm ID No.: _____

Relinquished by: ARK MANN
 Date/Time: 8/8/23 7:55
 Received by: W. G. G. G.
 Date/Time: 8/8/23 7:55

Relinquished by: _____
 Date/Time: _____
 Received in Laboratory by: _____
 Date/Time: _____
 Company: _____
 Date/Time: _____

26/27 8.1/32 27/30 2.1/22 2.6/27

Login Sample Receipt Checklist

Client: Southern Company

Job Number: 680-238755-1

Login Number: 238755

List Number: 1

Creator: Munro, Caroline

List Source: Eurofins Savannah

Question	Answer	Comment
Radioactivity wasn't checked or is <=/ background as measured by a survey meter.	N/A	
The cooler's custody seal, if present, is intact.	True	
Sample custody seals, if present, are intact.	True	
The cooler or samples do not appear to have been compromised or tampered with.	True	
Samples were received on ice.	True	
Cooler Temperature is acceptable.	True	
Cooler Temperature is recorded.	True	
COC is present.	True	
COC is filled out in ink and legible.	True	
COC is filled out with all pertinent information.	True	
Is the Field Sampler's name present on COC?	True	
There are no discrepancies between the containers received and the COC.	True	
Samples are received within Holding Time (excluding tests with immediate HTs)	True	
Sample containers have legible labels.	True	
Containers are not broken or leaking.	True	
Sample collection date/times are provided.	True	
Appropriate sample containers are used.	True	
Sample bottles are completely filled.	True	
Sample Preservation Verified.	N/A	
There is sufficient vol. for all requested analyses, incl. any requested MS/MSDs	True	
Containers requiring zero headspace have no headspace or bubble is <6mm (1/4").	N/A	
Multiphasic samples are not present.	True	
Samples do not require splitting or compositing.	True	
Residual Chlorine Checked.	N/A	



ANALYTICAL REPORT

PREPARED FOR

Attn: Joju Abraham
Southern Company
241 Ralph McGill Blvd SE
B10185
Atlanta, Georgia 30308

Generated 8/21/2023 12:55:43 PM

JOB DESCRIPTION

CCR - Plant Scherer Ash Pond

JOB NUMBER

680-238849-1

Eurofins Savannah

Job Notes

This report may not be reproduced except in full, and with written approval from the laboratory. The results relate only to the samples tested. For questions please contact the Project Manager at the e-mail address or telephone number listed on this page.

The test results in this report relate only to the samples as received by the laboratory and will meet all requirements of the methodology, with any exceptions noted. This report shall not be reproduced except in full, without the express written approval of the laboratory. All questions should be directed to the Eurofins Environment Testing Southeast, LLC Project Manager.

Authorization



Generated
8/21/2023 12:55:43 PM

Authorized for release by
David Fuller, Project Manager
David.Fuller@et.eurofinsus.com
(770)344-8986

Definitions/Glossary

Client: Southern Company
Project/Site: CCR - Plant Scherer Ash Pond

Job ID: 680-238849-1

Qualifiers

HPLC/IC

Qualifier	Qualifier Description
4	MS, MSD: The analyte present in the original sample is greater than 4 times the matrix spike concentration; therefore, control limits are not applicable.
J	Result is less than the RL but greater than or equal to the MDL and the concentration is an approximate value.

Metals

Qualifier	Qualifier Description
B	Compound was found in the blank and sample.
J	Result is less than the RL but greater than or equal to the MDL and the concentration is an approximate value.

Glossary

Abbreviation	These commonly used abbreviations may or may not be present in this report.
α	Listed under the "D" column to designate that the result is reported on a dry weight basis
%R	Percent Recovery
CFL	Contains Free Liquid
CFU	Colony Forming Unit
CNF	Contains No Free Liquid
DER	Duplicate Error Ratio (normalized absolute difference)
Dil Fac	Dilution Factor
DL	Detection Limit (DoD/DOE)
DL, RA, RE, IN	Indicates a Dilution, Re-analysis, Re-extraction, or additional Initial metals/anion analysis of the sample
DLC	Decision Level Concentration (Radiochemistry)
EDL	Estimated Detection Limit (Dioxin)
LOD	Limit of Detection (DoD/DOE)
LOQ	Limit of Quantitation (DoD/DOE)
MCL	EPA recommended "Maximum Contaminant Level"
MDA	Minimum Detectable Activity (Radiochemistry)
MDC	Minimum Detectable Concentration (Radiochemistry)
MDL	Method Detection Limit
ML	Minimum Level (Dioxin)
MPN	Most Probable Number
MQL	Method Quantitation Limit
NC	Not Calculated
ND	Not Detected at the reporting limit (or MDL or EDL if shown)
NEG	Negative / Absent
POS	Positive / Present
PQL	Practical Quantitation Limit
PRES	Presumptive
QC	Quality Control
RER	Relative Error Ratio (Radiochemistry)
RL	Reporting Limit or Requested Limit (Radiochemistry)
RPD	Relative Percent Difference, a measure of the relative difference between two points
TEF	Toxicity Equivalent Factor (Dioxin)
TEQ	Toxicity Equivalent Quotient (Dioxin)
TNTC	Too Numerous To Count

Sample Summary

Client: Southern Company
Project/Site: CCR - Plant Scherer Ash Pond

Job ID: 680-238849-1

Lab Sample ID	Client Sample ID	Matrix	Collected	Received
680-238849-1	SCH-SGWC-7	Water	08/08/23 10:13	08/09/23 11:15
680-238849-2	SCH-SGWC-8	Water	08/08/23 12:10	08/09/23 11:15
680-238849-3	SCH-SGWC-14	Water	08/08/23 10:03	08/09/23 11:15
680-238849-4	SCH-SGWC-16	Water	08/08/23 11:28	08/09/23 11:15
680-238849-5	SCH-SGWC-21	Water	08/08/23 13:07	08/09/23 11:15
680-238849-6	SCH-SGWC-23	Water	08/08/23 09:46	08/09/23 11:15
680-238849-7	SCH-SGWA-24	Water	08/08/23 11:52	08/09/23 11:15
680-238849-8	SCH-SGWA-25	Water	08/08/23 14:50	08/09/23 11:15
680-238849-9	SCH-AP1-FB-1	Water	08/08/23 13:00	08/09/23 11:15



Case Narrative

Client: Southern Company
Project/Site: CCR - Plant Scherer Ash Pond

Job ID: 680-238849-1

Job ID: 680-238849-1

Laboratory: Eurofins Savannah

Narrative

**Job Narrative
680-238849-1**

Receipt

The samples were received on 8/9/2023 11:15 AM. Unless otherwise noted below, the samples arrived in good condition, and, where required, properly preserved and on ice. The temperatures of the 5 coolers at receipt time were 1.0°C, 2.5°C, 2.9°C, 3.3°C and 3.5°C

HPLC/IC

Method 300_ORGFM_28D: Due to the high concentration of Chloride, the matrix spike / matrix spike duplicate (MS/MSD) for analytical batch 680-793670 could not be evaluated for accuracy and precision. The associated laboratory control sample (LCS) met acceptance criteria.

No additional analytical or quality issues were noted, other than those described above or in the Definitions/ Glossary page.


Metals

No additional analytical or quality issues were noted, other than those described above or in the Definitions/ Glossary page.

General Chemistry

Method 2540C: A lesser volume of sample was used for the following samples due to the nature of the sample matrix resulting in elevated reporting limits: SCH-SGWC-7 (680-238849-1), SCH-SGWC-8 (680-238849-2), SCH-SGWC-14 (680-238849-3), SCH-SGWC-21 (680-238849-5) and SCH-SGWC-23 (680-238849-6).

No additional analytical or quality issues were noted, other than those described above or in the Definitions/ Glossary page.



Client Sample Results

Client: Southern Company
Project/Site: CCR - Plant Scherer Ash Pond

Job ID: 680-238849-1

Client Sample ID: SCH-SGWC-7

Lab Sample ID: 680-238849-1

Date Collected: 08/08/23 10:13

Matrix: Water

Date Received: 08/09/23 11:15

Method: MCAWW 300.0-1993 R2.1 - Anions, Ion Chromatography

Analyte	Result	Qualifier	RL	MDL	Unit	D	Prepared	Analyzed	Dil Fac
Sulfate	4.5		1.0	0.40	mg/L			08/16/23 14:06	1
Fluoride	0.21		0.10	0.040	mg/L			08/16/23 14:06	1
Chloride	3.4		1.0	0.20	mg/L			08/16/23 14:06	1

Method: SW846 6020B - Metals (ICP/MS) - Total Recoverable

Analyte	Result	Qualifier	RL	MDL	Unit	D	Prepared	Analyzed	Dil Fac
Antimony	<0.00034		0.0020	0.00034	mg/L		08/10/23 06:19	08/11/23 18:26	1
Arsenic	<0.00086		0.0010	0.00086	mg/L		08/10/23 06:19	08/11/23 18:26	1
Barium	0.24		0.010	0.00089	mg/L		08/10/23 06:19	08/11/23 18:26	1
Beryllium	<0.00020		0.0025	0.00020	mg/L		08/10/23 06:19	08/11/23 18:26	1
Boron	<0.022		0.080	0.022	mg/L		08/10/23 06:19	08/11/23 18:26	1
Cadmium	<0.000078		0.0025	0.000078	mg/L		08/10/23 06:19	08/11/23 18:26	1
Calcium	16		0.50	0.14	mg/L		08/10/23 06:19	08/11/23 18:26	1
Chromium	<0.0012		0.0020	0.0012	mg/L		08/10/23 06:19	08/11/23 18:26	1
Cobalt	0.00049	J	0.0025	0.00022	mg/L		08/10/23 06:19	08/11/23 18:26	1
Iron	0.095	J	0.10	0.012	mg/L		08/10/23 06:19	08/11/23 18:26	1
Lead	<0.00021		0.0010	0.00021	mg/L		08/10/23 06:19	08/11/23 18:26	1
Lithium	0.0041	J	0.0050	0.0020	mg/L		08/10/23 06:19	08/11/23 18:26	1
Magnesium	9.2		0.50	0.023	mg/L		08/10/23 06:19	08/11/23 18:26	1
Manganese	0.037		0.0050	0.0022	mg/L		08/10/23 06:19	08/11/23 18:26	1
Molybdenum	0.0010	J	0.015	0.00086	mg/L		08/10/23 06:19	08/11/23 18:26	1
Potassium	4.0	B	0.50	0.044	mg/L		08/10/23 06:19	08/11/23 18:26	1
Selenium	<0.00099		0.0050	0.00099	mg/L		08/10/23 06:19	08/11/23 18:26	1
Sodium	16		0.50	0.20	mg/L		08/10/23 06:19	08/11/23 18:26	1
Thallium	<0.00026		0.0010	0.00026	mg/L		08/10/23 06:19	08/11/23 18:26	1

Method: SW846 7470A - Mercury (CVAA)

Analyte	Result	Qualifier	RL	MDL	Unit	D	Prepared	Analyzed	Dil Fac
Mercury	<0.000080		0.00020	0.000080	mg/L		08/10/23 11:56	08/11/23 11:31	1

General Chemistry

Analyte	Result	Qualifier	RL	MDL	Unit	D	Prepared	Analyzed	Dil Fac
Total Alkalinity as CaCO3 to pH 4.5 (SM 2320B-2011)	110		5.0	2.2	mg/L			08/15/23 13:42	1
Bicarbonate Alkalinity as CaCO3 (SM 2320B-2011)	110		5.0	5.0	mg/L			08/15/23 13:42	1
Carbonate Alkalinity as CaCO3 (SM 2320B-2011)	<5.0		5.0	5.0	mg/L			08/15/23 13:42	1
Total Dissolved Solids (SM 2540C-2011)	170		40	40	mg/L			08/11/23 11:01	1
Sulfide (SW846 9034)	<10		10	10	mg/L		08/10/23 10:08	08/10/23 12:59	1

Client Sample ID: SCH-SGWC-8

Lab Sample ID: 680-238849-2

Date Collected: 08/08/23 12:10

Matrix: Water

Date Received: 08/09/23 11:15

Method: MCAWW 300.0-1993 R2.1 - Anions, Ion Chromatography

Analyte	Result	Qualifier	RL	MDL	Unit	D	Prepared	Analyzed	Dil Fac
Sulfate	41		1.0	0.40	mg/L			08/16/23 14:44	1
Fluoride	0.78		0.10	0.040	mg/L			08/16/23 14:44	1
Chloride	24		1.0	0.20	mg/L			08/16/23 14:44	1

Eurofins Savannah

Client Sample Results

Client: Southern Company
Project/Site: CCR - Plant Scherer Ash Pond

Job ID: 680-238849-1

Client Sample ID: SCH-SGWC-8

Lab Sample ID: 680-238849-2

Date Collected: 08/08/23 12:10

Matrix: Water

Date Received: 08/09/23 11:15

Method: SW846 6020B - Metals (ICP/MS) - Total Recoverable

Analyte	Result	Qualifier	RL	MDL	Unit	D	Prepared	Analyzed	Dil Fac
Antimony	<0.00034		0.0020	0.00034	mg/L		08/10/23 06:19	08/11/23 19:11	1
Arsenic	<0.00086		0.0010	0.00086	mg/L		08/10/23 06:19	08/11/23 19:11	1
Barium	0.13		0.010	0.00089	mg/L		08/10/23 06:19	08/11/23 19:11	1
Beryllium	<0.00020		0.0025	0.00020	mg/L		08/10/23 06:19	08/11/23 19:11	1
Boron	0.046	J	0.080	0.022	mg/L		08/10/23 06:19	08/11/23 19:11	1
Cadmium	<0.000078		0.0025	0.000078	mg/L		08/10/23 06:19	08/11/23 19:11	1
Calcium	43		0.50	0.14	mg/L		08/10/23 06:19	08/11/23 19:11	1
Chromium	0.0028		0.0020	0.0012	mg/L		08/10/23 06:19	08/11/23 19:11	1
Cobalt	<0.00022		0.0025	0.00022	mg/L		08/10/23 06:19	08/11/23 19:11	1
Iron	<0.012		0.10	0.012	mg/L		08/10/23 06:19	08/11/23 19:11	1
Lead	<0.00021		0.0010	0.00021	mg/L		08/10/23 06:19	08/11/23 19:11	1
Lithium	<0.0020		0.0050	0.0020	mg/L		08/10/23 06:19	08/11/23 19:11	1
Magnesium	24		0.50	0.023	mg/L		08/10/23 06:19	08/11/23 19:11	1
Manganese	<0.0022		0.0050	0.0022	mg/L		08/10/23 06:19	08/11/23 19:11	1
Molybdenum	<0.00086		0.015	0.00086	mg/L		08/10/23 06:19	08/11/23 19:11	1
Potassium	1.1	B	0.50	0.044	mg/L		08/10/23 06:19	08/11/23 19:11	1
Selenium	<0.00099		0.0050	0.00099	mg/L		08/10/23 06:19	08/11/23 19:11	1
Sodium	37		0.50	0.20	mg/L		08/10/23 06:19	08/11/23 19:11	1
Thallium	<0.00026		0.0010	0.00026	mg/L		08/10/23 06:19	08/11/23 19:11	1

Method: SW846 7470A - Mercury (CVAA)

Analyte	Result	Qualifier	RL	MDL	Unit	D	Prepared	Analyzed	Dil Fac
Mercury	<0.000080		0.00020	0.000080	mg/L		08/10/23 11:56	08/11/23 11:36	1

General Chemistry

Analyte	Result	Qualifier	RL	MDL	Unit	D	Prepared	Analyzed	Dil Fac
Total Alkalinity as CaCO3 to pH 4.5 (SM 2320B-2011)	230		5.0	2.2	mg/L			08/15/23 14:28	1
Bicarbonate Alkalinity as CaCO3 (SM 2320B-2011)	230		5.0	5.0	mg/L			08/15/23 14:28	1
Carbonate Alkalinity as CaCO3 (SM 2320B-2011)	<5.0		5.0	5.0	mg/L			08/15/23 14:28	1
Total Dissolved Solids (SM 2540C-2011)	360		40	40	mg/L			08/11/23 11:01	1
Sulfide (SW846 9034)	<10		10	10	mg/L		08/10/23 10:08	08/10/23 12:59	1

Client Sample ID: SCH-SGWC-14

Lab Sample ID: 680-238849-3

Date Collected: 08/08/23 10:03

Matrix: Water

Date Received: 08/09/23 11:15

Method: MCAWW 300.0-1993 R2.1 - Anions, Ion Chromatography

Analyte	Result	Qualifier	RL	MDL	Unit	D	Prepared	Analyzed	Dil Fac
Sulfate	210		1.0	0.40	mg/L			08/16/23 14:57	1
Fluoride	<0.040		0.10	0.040	mg/L			08/16/23 14:57	1
Chloride	14		1.0	0.20	mg/L			08/16/23 14:57	1

Method: SW846 6020B - Metals (ICP/MS) - Total Recoverable

Analyte	Result	Qualifier	RL	MDL	Unit	D	Prepared	Analyzed	Dil Fac
Antimony	<0.00034		0.0020	0.00034	mg/L		08/10/23 06:19	08/11/23 19:31	1
Arsenic	<0.00086		0.0010	0.00086	mg/L		08/10/23 06:19	08/11/23 19:31	1
Barium	0.045		0.010	0.00089	mg/L		08/10/23 06:19	08/11/23 19:31	1
Beryllium	<0.00020		0.0025	0.00020	mg/L		08/10/23 06:19	08/11/23 19:31	1

Eurofins Savannah

Client Sample Results

Client: Southern Company
Project/Site: CCR - Plant Scherer Ash Pond

Job ID: 680-238849-1

Client Sample ID: SCH-SGWC-14

Lab Sample ID: 680-238849-3

Date Collected: 08/08/23 10:03

Matrix: Water

Date Received: 08/09/23 11:15

Method: SW846 6020B - Metals (ICP/MS) - Total Recoverable (Continued)

Analyte	Result	Qualifier	RL	MDL	Unit	D	Prepared	Analyzed	Dil Fac
Boron	1.6		0.080	0.022	mg/L		08/10/23 06:19	08/11/23 19:31	1
Cadmium	0.00011	J	0.0025	0.000078	mg/L		08/10/23 06:19	08/11/23 19:31	1
Calcium	39		0.50	0.14	mg/L		08/10/23 06:19	08/11/23 19:31	1
Chromium	0.0012	J	0.0020	0.0012	mg/L		08/10/23 06:19	08/11/23 19:31	1
Cobalt	0.0092		0.0025	0.00022	mg/L		08/10/23 06:19	08/11/23 19:31	1
Iron	0.064	J	0.10	0.012	mg/L		08/10/23 06:19	08/11/23 19:31	1
Lead	<0.00021		0.0010	0.00021	mg/L		08/10/23 06:19	08/11/23 19:31	1
Lithium	<0.0020		0.0050	0.0020	mg/L		08/10/23 06:19	08/11/23 19:31	1
Magnesium	19		0.50	0.023	mg/L		08/10/23 06:19	08/11/23 19:31	1
Manganese	0.26		0.0050	0.0022	mg/L		08/10/23 06:19	08/11/23 19:31	1
Molybdenum	<0.00086		0.015	0.00086	mg/L		08/10/23 06:19	08/11/23 19:31	1
Potassium	2.0	B	0.50	0.044	mg/L		08/10/23 06:19	08/11/23 19:31	1
Selenium	<0.00099		0.0050	0.00099	mg/L		08/10/23 06:19	08/11/23 19:31	1
Sodium	30		0.50	0.20	mg/L		08/10/23 06:19	08/11/23 19:31	1
Thallium	<0.00026		0.0010	0.00026	mg/L		08/10/23 06:19	08/11/23 19:31	1

Method: SW846 7470A - Mercury (CVAA)

Analyte	Result	Qualifier	RL	MDL	Unit	D	Prepared	Analyzed	Dil Fac
Mercury	<0.000080		0.00020	0.000080	mg/L		08/10/23 11:56	08/11/23 11:37	1

General Chemistry

Analyte	Result	Qualifier	RL	MDL	Unit	D	Prepared	Analyzed	Dil Fac
Total Alkalinity as CaCO3 to pH 4.5 (SM 2320B-2011)	15		5.0	2.2	mg/L			08/15/23 14:04	1
Bicarbonate Alkalinity as CaCO3 (SM 2320B-2011)	15		5.0	5.0	mg/L			08/15/23 14:04	1
Carbonate Alkalinity as CaCO3 (SM 2320B-2011)	<5.0		5.0	5.0	mg/L			08/15/23 14:04	1
Total Dissolved Solids (SM 2540C-2011)	360		40	40	mg/L			08/15/23 12:38	1
Sulfide (SW846 9034)	<10		10	10	mg/L		08/10/23 10:08	08/10/23 12:59	1

Client Sample ID: SCH-SGWC-16

Lab Sample ID: 680-238849-4

Date Collected: 08/08/23 11:28

Matrix: Water

Date Received: 08/09/23 11:15

Method: MCAWW 300.0-1993 R2.1 - Anions, Ion Chromatography

Analyte	Result	Qualifier	RL	MDL	Unit	D	Prepared	Analyzed	Dil Fac
Sulfate	59		1.0	0.40	mg/L			08/17/23 03:49	1
Fluoride	<0.040		0.10	0.040	mg/L			08/17/23 03:49	1
Chloride	9.9		1.0	0.20	mg/L			08/17/23 03:49	1

Method: SW846 6020B - Metals (ICP/MS) - Total Recoverable

Analyte	Result	Qualifier	RL	MDL	Unit	D	Prepared	Analyzed	Dil Fac
Antimony	<0.00034		0.0020	0.00034	mg/L		08/10/23 06:19	08/11/23 19:07	1
Arsenic	<0.00086		0.0010	0.00086	mg/L		08/10/23 06:19	08/11/23 19:07	1
Barium	0.043		0.010	0.00089	mg/L		08/10/23 06:19	08/11/23 19:07	1
Beryllium	<0.00020		0.0025	0.00020	mg/L		08/10/23 06:19	08/11/23 19:07	1
Boron	0.73		0.080	0.022	mg/L		08/10/23 06:19	08/11/23 19:07	1
Cadmium	<0.000078		0.0025	0.000078	mg/L		08/10/23 06:19	08/11/23 19:07	1
Calcium	1.5		0.50	0.14	mg/L		08/10/23 06:19	08/11/23 19:07	1
Chromium	0.014		0.0020	0.0012	mg/L		08/10/23 06:19	08/11/23 19:07	1

Eurofins Savannah

Client Sample Results

Client: Southern Company
Project/Site: CCR - Plant Scherer Ash Pond

Job ID: 680-238849-1

Client Sample ID: SCH-SGWC-16

Lab Sample ID: 680-238849-4

Date Collected: 08/08/23 11:28

Matrix: Water

Date Received: 08/09/23 11:15

Method: SW846 6020B - Metals (ICP/MS) - Total Recoverable (Continued)

Analyte	Result	Qualifier	RL	MDL	Unit	D	Prepared	Analyzed	Dil Fac
Cobalt	0.0069		0.0025	0.00022	mg/L		08/10/23 06:19	08/11/23 19:07	1
Iron	0.025	J	0.10	0.012	mg/L		08/10/23 06:19	08/11/23 19:07	1
Lead	<0.00021		0.0010	0.00021	mg/L		08/10/23 06:19	08/11/23 19:07	1
Lithium	<0.0020		0.0050	0.0020	mg/L		08/10/23 06:19	08/11/23 19:07	1
Magnesium	0.78		0.50	0.023	mg/L		08/10/23 06:19	08/11/23 19:07	1
Manganese	0.037		0.0050	0.0022	mg/L		08/10/23 06:19	08/11/23 19:07	1
Molybdenum	<0.00086		0.015	0.00086	mg/L		08/10/23 06:19	08/11/23 19:07	1
Potassium	0.66	B	0.50	0.044	mg/L		08/10/23 06:19	08/11/23 19:07	1
Selenium	<0.00099		0.0050	0.00099	mg/L		08/10/23 06:19	08/11/23 19:07	1
Sodium	33		0.50	0.20	mg/L		08/10/23 06:19	08/11/23 19:07	1
Thallium	<0.00026		0.0010	0.00026	mg/L		08/10/23 06:19	08/11/23 19:07	1

Method: SW846 7470A - Mercury (CVAA)

Analyte	Result	Qualifier	RL	MDL	Unit	D	Prepared	Analyzed	Dil Fac
Mercury	<0.000080		0.00020	0.000080	mg/L		08/10/23 11:56	08/11/23 11:39	1

General Chemistry

Analyte	Result	Qualifier	RL	MDL	Unit	D	Prepared	Analyzed	Dil Fac
Total Alkalinity as CaCO3 to pH 4.5 (SM 2320B-2011)	8.0		5.0	2.2	mg/L			08/15/23 15:51	1
Bicarbonate Alkalinity as CaCO3 (SM 2320B-2011)	8.0		5.0	5.0	mg/L			08/15/23 15:51	1
Carbonate Alkalinity as CaCO3 (SM 2320B-2011)	<5.0		5.0	5.0	mg/L			08/15/23 15:51	1
Total Dissolved Solids (SM 2540C-2011)	130		10	10	mg/L			08/15/23 12:38	1
Sulfide (SW846 9034)	<10		10	10	mg/L		08/10/23 10:08	08/10/23 12:59	1

Client Sample ID: SCH-SGWC-21

Lab Sample ID: 680-238849-5

Date Collected: 08/08/23 13:07

Matrix: Water

Date Received: 08/09/23 11:15

Method: MCAWW 300.0-1993 R2.1 - Anions, Ion Chromatography

Analyte	Result	Qualifier	RL	MDL	Unit	D	Prepared	Analyzed	Dil Fac
Sulfate	110		1.0	0.40	mg/L			08/17/23 04:02	1
Fluoride	0.097	J	0.10	0.040	mg/L			08/17/23 04:02	1
Chloride	7.7		1.0	0.20	mg/L			08/17/23 04:02	1

Method: SW846 6020B - Metals (ICP/MS) - Total Recoverable

Analyte	Result	Qualifier	RL	MDL	Unit	D	Prepared	Analyzed	Dil Fac
Antimony	<0.00034		0.0020	0.00034	mg/L		08/10/23 06:19	08/11/23 19:27	1
Arsenic	<0.00086		0.0010	0.00086	mg/L		08/10/23 06:19	08/11/23 19:27	1
Barium	0.12		0.010	0.00089	mg/L		08/10/23 06:19	08/11/23 19:27	1
Beryllium	<0.00020		0.0025	0.00020	mg/L		08/10/23 06:19	08/11/23 19:27	1
Boron	1.2		0.080	0.022	mg/L		08/10/23 06:19	08/11/23 19:27	1
Cadmium	<0.000078		0.0025	0.000078	mg/L		08/10/23 06:19	08/11/23 19:27	1
Calcium	39		0.50	0.14	mg/L		08/10/23 06:19	08/11/23 19:27	1
Chromium	<0.0012		0.0020	0.0012	mg/L		08/10/23 06:19	08/11/23 19:27	1
Cobalt	<0.00022		0.0025	0.00022	mg/L		08/10/23 06:19	08/11/23 19:27	1
Iron	0.058	J	0.10	0.012	mg/L		08/10/23 06:19	08/11/23 19:27	1
Lead	<0.00021		0.0010	0.00021	mg/L		08/10/23 06:19	08/11/23 19:27	1
Lithium	<0.0020		0.0050	0.0020	mg/L		08/10/23 06:19	08/11/23 19:27	1

Eurofins Savannah

Client Sample Results

Client: Southern Company
Project/Site: CCR - Plant Scherer Ash Pond

Job ID: 680-238849-1

Client Sample ID: SCH-SGWC-21

Lab Sample ID: 680-238849-5

Date Collected: 08/08/23 13:07

Matrix: Water

Date Received: 08/09/23 11:15

Method: SW846 6020B - Metals (ICP/MS) - Total Recoverable (Continued)

Analyte	Result	Qualifier	RL	MDL	Unit	D	Prepared	Analyzed	Dil Fac
Magnesium	13		0.50	0.023	mg/L		08/10/23 06:19	08/11/23 19:27	1
Manganese	0.053		0.0050	0.0022	mg/L		08/10/23 06:19	08/11/23 19:27	1
Molybdenum	<0.00086		0.015	0.00086	mg/L		08/10/23 06:19	08/11/23 19:27	1
Potassium	1.7	B	0.50	0.044	mg/L		08/10/23 06:19	08/11/23 19:27	1
Selenium	<0.00099		0.0050	0.00099	mg/L		08/10/23 06:19	08/11/23 19:27	1
Sodium	61		0.50	0.20	mg/L		08/10/23 06:19	08/11/23 19:27	1
Thallium	<0.00026		0.0010	0.00026	mg/L		08/10/23 06:19	08/11/23 19:27	1

Method: SW846 7470A - Mercury (CVAA)

Analyte	Result	Qualifier	RL	MDL	Unit	D	Prepared	Analyzed	Dil Fac
Mercury	<0.000080		0.00020	0.000080	mg/L		08/10/23 11:56	08/11/23 11:40	1

General Chemistry

Analyte	Result	Qualifier	RL	MDL	Unit	D	Prepared	Analyzed	Dil Fac
Total Alkalinity as CaCO3 to pH 4.5 (SM 2320B-2011)	150		5.0	2.2	mg/L			08/15/23 16:01	1
Bicarbonate Alkalinity as CaCO3 (SM 2320B-2011)	150		5.0	5.0	mg/L			08/15/23 16:01	1
Carbonate Alkalinity as CaCO3 (SM 2320B-2011)	<5.0		5.0	5.0	mg/L			08/15/23 16:01	1
Total Dissolved Solids (SM 2540C-2011)	360		40	40	mg/L			08/15/23 12:38	1
Sulfide (SW846 9034)	<10		10	10	mg/L		08/10/23 10:08	08/10/23 12:59	1

Client Sample ID: SCH-SGWC-23

Lab Sample ID: 680-238849-6

Date Collected: 08/08/23 09:46

Matrix: Water

Date Received: 08/09/23 11:15

Method: MCAWW 300.0-1993 R2.1 - Anions, Ion Chromatography

Analyte	Result	Qualifier	RL	MDL	Unit	D	Prepared	Analyzed	Dil Fac
Sulfate	55		1.0	0.40	mg/L			08/17/23 04:15	1
Fluoride	0.077	J	0.10	0.040	mg/L			08/17/23 04:15	1
Chloride	12		1.0	0.20	mg/L			08/17/23 04:15	1

Method: SW846 6020B - Metals (ICP/MS) - Total Recoverable

Analyte	Result	Qualifier	RL	MDL	Unit	D	Prepared	Analyzed	Dil Fac
Antimony	<0.00034		0.0020	0.00034	mg/L		08/10/23 06:19	08/11/23 18:18	1
Arsenic	<0.00086		0.0010	0.00086	mg/L		08/10/23 06:19	08/11/23 18:18	1
Barium	0.058		0.010	0.00089	mg/L		08/10/23 06:19	08/11/23 18:18	1
Beryllium	<0.00020		0.0025	0.00020	mg/L		08/10/23 06:19	08/11/23 18:18	1
Boron	0.41		0.080	0.022	mg/L		08/10/23 06:19	08/11/23 18:18	1
Cadmium	<0.000078		0.0025	0.000078	mg/L		08/10/23 06:19	08/11/23 18:18	1
Calcium	20		0.50	0.14	mg/L		08/10/23 06:19	08/11/23 18:18	1
Chromium	0.0025		0.0020	0.0012	mg/L		08/10/23 06:19	08/11/23 18:18	1
Cobalt	<0.00022		0.0025	0.00022	mg/L		08/10/23 06:19	08/11/23 18:18	1
Iron	<0.012		0.10	0.012	mg/L		08/10/23 06:19	08/11/23 18:18	1
Lead	<0.00021		0.0010	0.00021	mg/L		08/10/23 06:19	08/11/23 18:18	1
Lithium	<0.0020		0.0050	0.0020	mg/L		08/10/23 06:19	08/11/23 18:18	1
Magnesium	8.9		0.50	0.023	mg/L		08/10/23 06:19	08/11/23 18:18	1
Manganese	<0.0022		0.0050	0.0022	mg/L		08/10/23 06:19	08/11/23 18:18	1
Molybdenum	<0.00086		0.015	0.00086	mg/L		08/10/23 06:19	08/11/23 18:18	1
Potassium	1.4	B	0.50	0.044	mg/L		08/10/23 06:19	08/11/23 18:18	1

Eurofins Savannah

Client Sample Results

Client: Southern Company
Project/Site: CCR - Plant Scherer Ash Pond

Job ID: 680-238849-1

Client Sample ID: SCH-SGWC-23

Lab Sample ID: 680-238849-6

Date Collected: 08/08/23 09:46

Matrix: Water

Date Received: 08/09/23 11:15

Method: SW846 6020B - Metals (ICP/MS) - Total Recoverable (Continued)

Analyte	Result	Qualifier	RL	MDL	Unit	D	Prepared	Analyzed	Dil Fac
Selenium	<0.00099		0.0050	0.00099	mg/L		08/10/23 06:19	08/11/23 18:18	1
Sodium	19		0.50	0.20	mg/L		08/10/23 06:19	08/11/23 18:18	1
Thallium	<0.00026		0.0010	0.00026	mg/L		08/10/23 06:19	08/11/23 18:18	1

Method: SW846 7470A - Mercury (CVAA)

Analyte	Result	Qualifier	RL	MDL	Unit	D	Prepared	Analyzed	Dil Fac
Mercury	<0.000080		0.00020	0.000080	mg/L		08/10/23 11:56	08/11/23 11:42	1

General Chemistry

Analyte	Result	Qualifier	RL	MDL	Unit	D	Prepared	Analyzed	Dil Fac
Total Alkalinity as CaCO3 to pH 4.5 (SM 2320B-2011)	64		5.0	2.2	mg/L			08/15/23 14:13	1
Bicarbonate Alkalinity as CaCO3 (SM 2320B-2011)	64		5.0	5.0	mg/L			08/15/23 14:13	1
Carbonate Alkalinity as CaCO3 (SM 2320B-2011)	<5.0		5.0	5.0	mg/L			08/15/23 14:13	1
Total Dissolved Solids (SM 2540C-2011)	210		40	40	mg/L			08/15/23 12:38	1
Sulfide (SW846 9034)	<10		10	10	mg/L		08/11/23 11:09	08/11/23 13:48	1

Client Sample ID: SCH-SGWA-24

Lab Sample ID: 680-238849-7

Date Collected: 08/08/23 11:52

Matrix: Water

Date Received: 08/09/23 11:15

Method: MCAWW 300.0-1993 R2.1 - Anions, Ion Chromatography

Analyte	Result	Qualifier	RL	MDL	Unit	D	Prepared	Analyzed	Dil Fac
Sulfate	<0.40		1.0	0.40	mg/L			08/17/23 04:27	1
Fluoride	0.077	J	0.10	0.040	mg/L			08/17/23 04:27	1
Chloride	3.0		1.0	0.20	mg/L			08/17/23 04:27	1

Method: SW846 6020B - Metals (ICP/MS) - Total Recoverable

Analyte	Result	Qualifier	RL	MDL	Unit	D	Prepared	Analyzed	Dil Fac
Antimony	<0.00034		0.0020	0.00034	mg/L		08/10/23 06:19	08/11/23 19:15	1
Arsenic	<0.00086		0.0010	0.00086	mg/L		08/10/23 06:19	08/11/23 19:15	1
Barium	0.027		0.010	0.00089	mg/L		08/10/23 06:19	08/11/23 19:15	1
Beryllium	<0.00020		0.0025	0.00020	mg/L		08/10/23 06:19	08/11/23 19:15	1
Boron	<0.022		0.080	0.022	mg/L		08/10/23 06:19	08/11/23 19:15	1
Cadmium	<0.000078		0.0025	0.000078	mg/L		08/10/23 06:19	08/11/23 19:15	1
Calcium	16		0.50	0.14	mg/L		08/10/23 06:19	08/11/23 19:15	1
Chromium	0.0050		0.0020	0.0012	mg/L		08/10/23 06:19	08/11/23 19:15	1
Cobalt	<0.00022		0.0025	0.00022	mg/L		08/10/23 06:19	08/11/23 19:15	1
Iron	0.15		0.10	0.012	mg/L		08/10/23 06:19	08/11/23 19:15	1
Lead	<0.00021		0.0010	0.00021	mg/L		08/10/23 06:19	08/11/23 19:15	1
Lithium	<0.0020		0.0050	0.0020	mg/L		08/10/23 06:19	08/11/23 19:15	1
Magnesium	6.9		0.50	0.023	mg/L		08/10/23 06:19	08/11/23 19:15	1
Manganese	0.013		0.0050	0.0022	mg/L		08/10/23 06:19	08/11/23 19:15	1
Molybdenum	<0.00086		0.015	0.00086	mg/L		08/10/23 06:19	08/11/23 19:15	1
Potassium	0.92	B	0.50	0.044	mg/L		08/10/23 06:19	08/11/23 19:15	1
Selenium	<0.00099		0.0050	0.00099	mg/L		08/10/23 06:19	08/11/23 19:15	1
Sodium	6.4		0.50	0.20	mg/L		08/10/23 06:19	08/11/23 19:15	1
Thallium	<0.00026		0.0010	0.00026	mg/L		08/10/23 06:19	08/11/23 19:15	1

Eurofins Savannah

Client Sample Results

Client: Southern Company
Project/Site: CCR - Plant Scherer Ash Pond

Job ID: 680-238849-1

Client Sample ID: SCH-SGWA-24

Lab Sample ID: 680-238849-7

Date Collected: 08/08/23 11:52

Matrix: Water

Date Received: 08/09/23 11:15

Method: SW846 7470A - Mercury (CVAA)

Analyte	Result	Qualifier	RL	MDL	Unit	D	Prepared	Analyzed	Dil Fac
Mercury	<0.000080		0.00020	0.000080	mg/L		08/10/23 11:56	08/11/23 11:43	1

General Chemistry

Analyte	Result	Qualifier	RL	MDL	Unit	D	Prepared	Analyzed	Dil Fac
Total Alkalinity as CaCO3 to pH 4.5 (SM 2320B-2011)	85		5.0	2.2	mg/L			08/15/23 15:01	1
Bicarbonate Alkalinity as CaCO3 (SM 2320B-2011)	85		5.0	5.0	mg/L			08/15/23 15:01	1
Carbonate Alkalinity as CaCO3 (SM 2320B-2011)	<5.0		5.0	5.0	mg/L			08/15/23 15:01	1
Total Dissolved Solids (SM 2540C-2011)	130		10	10	mg/L			08/15/23 12:38	1
Sulfide (SW846 9034)	<10		10	10	mg/L		08/11/23 11:09	08/11/23 13:48	1

Client Sample ID: SCH-SGWA-25

Lab Sample ID: 680-238849-8

Date Collected: 08/08/23 14:50

Matrix: Water

Date Received: 08/09/23 11:15

Method: MCAWW 300.0-1993 R2.1 - Anions, Ion Chromatography

Analyte	Result	Qualifier	RL	MDL	Unit	D	Prepared	Analyzed	Dil Fac
Sulfate	<0.40		1.0	0.40	mg/L			08/17/23 09:04	1
Fluoride	0.048	J	0.10	0.040	mg/L			08/17/23 09:04	1
Chloride	1.6		1.0	0.20	mg/L			08/17/23 09:04	1

Method: SW846 6020B - Metals (ICP/MS) - Total Recoverable

Analyte	Result	Qualifier	RL	MDL	Unit	D	Prepared	Analyzed	Dil Fac
Antimony	<0.00034		0.0020	0.00034	mg/L		08/10/23 06:19	08/11/23 18:38	1
Arsenic	<0.00086		0.0010	0.00086	mg/L		08/10/23 06:19	08/11/23 18:38	1
Barium	0.024		0.010	0.00089	mg/L		08/10/23 06:19	08/11/23 18:38	1
Beryllium	<0.00020		0.0025	0.00020	mg/L		08/10/23 06:19	08/11/23 18:38	1
Boron	<0.022		0.080	0.022	mg/L		08/10/23 06:19	08/11/23 18:38	1
Cadmium	<0.000078		0.0025	0.000078	mg/L		08/10/23 06:19	08/11/23 18:38	1
Calcium	8.9		0.50	0.14	mg/L		08/10/23 06:19	08/11/23 18:38	1
Chromium	0.0040		0.0020	0.0012	mg/L		08/10/23 06:19	08/11/23 18:38	1
Cobalt	<0.00022		0.0025	0.00022	mg/L		08/10/23 06:19	08/11/23 18:38	1
Iron	0.048	J	0.10	0.012	mg/L		08/10/23 06:19	08/11/23 18:38	1
Lead	<0.00021		0.0010	0.00021	mg/L		08/10/23 06:19	08/11/23 18:38	1
Lithium	<0.0020		0.0050	0.0020	mg/L		08/10/23 06:19	08/11/23 18:38	1
Magnesium	5.1		0.50	0.023	mg/L		08/10/23 06:19	08/11/23 18:38	1
Manganese	0.0035	J	0.0050	0.0022	mg/L		08/10/23 06:19	08/11/23 18:38	1
Molybdenum	<0.00086		0.015	0.00086	mg/L		08/10/23 06:19	08/11/23 18:38	1
Potassium	0.59	B	0.50	0.044	mg/L		08/10/23 06:19	08/11/23 18:38	1
Selenium	<0.00099		0.0050	0.00099	mg/L		08/10/23 06:19	08/11/23 18:38	1
Sodium	4.0		0.50	0.20	mg/L		08/10/23 06:19	08/11/23 18:38	1
Thallium	<0.00026		0.0010	0.00026	mg/L		08/10/23 06:19	08/11/23 18:38	1

Method: SW846 7470A - Mercury (CVAA)

Analyte	Result	Qualifier	RL	MDL	Unit	D	Prepared	Analyzed	Dil Fac
Mercury	<0.000080		0.00020	0.000080	mg/L		08/10/23 11:56	08/11/23 11:45	1

Client Sample Results

Client: Southern Company
 Project/Site: CCR - Plant Scherer Ash Pond

Job ID: 680-238849-1

Client Sample ID: SCH-SGWA-25

Lab Sample ID: 680-238849-8

Date Collected: 08/08/23 14:50

Matrix: Water

Date Received: 08/09/23 11:15

General Chemistry

Analyte	Result	Qualifier	RL	MDL	Unit	D	Prepared	Analyzed	Dil Fac
Total Alkalinity as CaCO3 to pH 4.5 (SM 2320B-2011)	64		5.0	2.2	mg/L			08/15/23 15:45	1
Bicarbonate Alkalinity as CaCO3 (SM 2320B-2011)	64		5.0	5.0	mg/L			08/15/23 15:45	1
Carbonate Alkalinity as CaCO3 (SM 2320B-2011)	<5.0		5.0	5.0	mg/L			08/15/23 15:45	1
Total Dissolved Solids (SM 2540C-2011)	91		10	10	mg/L			08/15/23 12:38	1
Sulfide (SW846 9034)	<10		10	10	mg/L		08/11/23 11:09	08/11/23 13:48	1

Client Sample ID: SCH-AP1-FB-1

Lab Sample ID: 680-238849-9

Date Collected: 08/08/23 13:00

Matrix: Water

Date Received: 08/09/23 11:15

Method: MCAWW 300.0-1993 R2.1 - Anions, Ion Chromatography

Analyte	Result	Qualifier	RL	MDL	Unit	D	Prepared	Analyzed	Dil Fac
Sulfate	<0.40		1.0	0.40	mg/L			08/17/23 09:54	1
Fluoride	<0.040		0.10	0.040	mg/L			08/17/23 09:54	1
Chloride	<0.20		1.0	0.20	mg/L			08/17/23 09:54	1

Method: SW846 6020B - Metals (ICP/MS) - Total Recoverable

Analyte	Result	Qualifier	RL	MDL	Unit	D	Prepared	Analyzed	Dil Fac
Antimony	<0.00034		0.0020	0.00034	mg/L		08/10/23 06:19	08/11/23 18:22	1
Arsenic	<0.00086		0.0010	0.00086	mg/L		08/10/23 06:19	08/11/23 18:22	1
Barium	<0.00089		0.010	0.00089	mg/L		08/10/23 06:19	08/11/23 18:22	1
Beryllium	<0.00020		0.0025	0.00020	mg/L		08/10/23 06:19	08/11/23 18:22	1
Boron	<0.022		0.080	0.022	mg/L		08/10/23 06:19	08/11/23 18:22	1
Cadmium	<0.000078		0.0025	0.000078	mg/L		08/10/23 06:19	08/11/23 18:22	1
Calcium	<0.14		0.50	0.14	mg/L		08/10/23 06:19	08/11/23 18:22	1
Chromium	<0.0012		0.0020	0.0012	mg/L		08/10/23 06:19	08/11/23 18:22	1
Cobalt	<0.00022		0.0025	0.00022	mg/L		08/10/23 06:19	08/11/23 18:22	1
Iron	<0.012		0.10	0.012	mg/L		08/10/23 06:19	08/11/23 18:22	1
Lead	<0.00021		0.0010	0.00021	mg/L		08/10/23 06:19	08/11/23 18:22	1
Lithium	<0.0020		0.0050	0.0020	mg/L		08/10/23 06:19	08/11/23 18:22	1
Magnesium	<0.023		0.50	0.023	mg/L		08/10/23 06:19	08/11/23 18:22	1
Manganese	<0.0022		0.0050	0.0022	mg/L		08/10/23 06:19	08/11/23 18:22	1
Molybdenum	<0.00086		0.015	0.00086	mg/L		08/10/23 06:19	08/11/23 18:22	1
Potassium	0.048	J B	0.50	0.044	mg/L		08/10/23 06:19	08/11/23 18:22	1
Selenium	<0.00099		0.0050	0.00099	mg/L		08/10/23 06:19	08/11/23 18:22	1
Sodium	<0.20		0.50	0.20	mg/L		08/10/23 06:19	08/11/23 18:22	1
Thallium	<0.00026		0.0010	0.00026	mg/L		08/10/23 06:19	08/11/23 18:22	1

Method: SW846 7470A - Mercury (CVAA)

Analyte	Result	Qualifier	RL	MDL	Unit	D	Prepared	Analyzed	Dil Fac
Mercury	<0.000080		0.00020	0.000080	mg/L		08/10/23 11:56	08/11/23 11:47	1

General Chemistry

Analyte	Result	Qualifier	RL	MDL	Unit	D	Prepared	Analyzed	Dil Fac
Total Alkalinity as CaCO3 to pH 4.5 (SM 2320B-2011)	<2.2		5.0	2.2	mg/L			08/15/23 14:18	1
Bicarbonate Alkalinity as CaCO3 (SM 2320B-2011)	<5.0		5.0	5.0	mg/L			08/15/23 14:18	1

Eurofins Savannah

Client Sample Results

Client: Southern Company
Project/Site: CCR - Plant Scherer Ash Pond

Job ID: 680-238849-1

Client Sample ID: SCH-AP1-FB-1

Lab Sample ID: 680-238849-9

Date Collected: 08/08/23 13:00

Matrix: Water

Date Received: 08/09/23 11:15

General Chemistry (Continued)

Analyte	Result	Qualifier	RL	MDL	Unit	D	Prepared	Analyzed	Dil Fac
Carbonate Alkalinity as CaCO ₃ (SM 2320B-2011)	<5.0		5.0	5.0	mg/L			08/15/23 14:18	1
Total Dissolved Solids (SM 2540C-2011)	<10		10	10	mg/L			08/15/23 12:38	1
Sulfide (SW846 9034)	<10		10	10	mg/L		08/11/23 11:09	08/11/23 13:48	1

QC Sample Results

Client: Southern Company
 Project/Site: CCR - Plant Scherer Ash Pond

Job ID: 680-238849-1

Method: 300.0-1993 R2.1 - Anions, Ion Chromatography

Lab Sample ID: MB 680-793668/2
Matrix: Water
Analysis Batch: 793668

Client Sample ID: Method Blank
Prep Type: Total/NA

Analyte	MB MB		RL	MDL	Unit	D	Prepared	Analyzed	Dil Fac
	Result	Qualifier							
Sulfate	<0.40		1.0	0.40	mg/L			08/16/23 09:58	1
Fluoride	<0.040		0.10	0.040	mg/L			08/16/23 09:58	1
Chloride	<0.20		1.0	0.20	mg/L			08/16/23 09:58	1

Lab Sample ID: LCS 680-793668/4
Matrix: Water
Analysis Batch: 793668

Client Sample ID: Lab Control Sample
Prep Type: Total/NA

Analyte	Spike Added	LCS Result	LCS Qualifier	Unit	D	%Rec	%Rec Limits
Fluoride	2.00	2.07		mg/L		103	90 - 110
Chloride	10.0	9.85		mg/L		99	90 - 110

Lab Sample ID: LCSD 680-793668/5
Matrix: Water
Analysis Batch: 793668

Client Sample ID: Lab Control Sample Dup
Prep Type: Total/NA

Analyte	Spike Added	LCSD Result	LCSD Qualifier	Unit	D	%Rec	%Rec Limits	RPD	RPD Limit
Fluoride	2.00	2.08		mg/L		104	90 - 110	1	15
Chloride	10.0	9.88		mg/L		99	90 - 110	0	15

Lab Sample ID: 680-238849-1 MS
Matrix: Water
Analysis Batch: 793668

Client Sample ID: SCH-SGWC-7
Prep Type: Total/NA

Analyte	Sample Result	Sample Qualifier	Spike Added	MS Result	MS Qualifier	Unit	D	%Rec	%Rec Limits
Fluoride	0.21		2.00	2.27		mg/L		103	80 - 120
Chloride	3.4		10.0	13.4		mg/L		100	80 - 120

Lab Sample ID: 680-238849-1 MSD
Matrix: Water
Analysis Batch: 793668

Client Sample ID: SCH-SGWC-7
Prep Type: Total/NA

Analyte	Sample Result	Sample Qualifier	Spike Added	MSD Result	MSD Qualifier	Unit	D	%Rec	%Rec Limits	RPD	RPD Limit
Fluoride	0.21		2.00	2.30		mg/L		105	80 - 120	1	15
Chloride	3.4		10.0	13.5		mg/L		101	80 - 120	1	15

Lab Sample ID: MB 680-793670/63
Matrix: Water
Analysis Batch: 793670

Client Sample ID: Method Blank
Prep Type: Total/NA

Analyte	MB MB		RL	MDL	Unit	D	Prepared	Analyzed	Dil Fac
	Result	Qualifier							
Sulfate	<0.40		1.0	0.40	mg/L			08/16/23 23:11	1
Fluoride	<0.040		0.10	0.040	mg/L			08/16/23 23:11	1
Chloride	<0.20		1.0	0.20	mg/L			08/16/23 23:11	1

QC Sample Results

Client: Southern Company
Project/Site: CCR - Plant Scherer Ash Pond

Job ID: 680-238849-1

Method: 300.0-1993 R2.1 - Anions, Ion Chromatography (Continued)

Lab Sample ID: LCS 680-793670/64
Matrix: Water
Analysis Batch: 793670

Client Sample ID: Lab Control Sample
Prep Type: Total/NA

Analyte	Spike Added	LCS Result	LCS Qualifier	Unit	D	%Rec	%Rec Limits	
Sulfate	10.0	9.97		mg/L		100	90 - 110	
Fluoride	2.00	2.09		mg/L		104	90 - 110	
Chloride	10.0	9.86		mg/L		99	90 - 110	

Lab Sample ID: LCSD 680-793670/65
Matrix: Water
Analysis Batch: 793670

Client Sample ID: Lab Control Sample Dup
Prep Type: Total/NA

Analyte	Spike Added	LCSD Result	LCSD Qualifier	Unit	D	%Rec	%Rec Limits		RPD	Limit
Sulfate	10.0	9.91		mg/L		99	90 - 110	1	15	
Fluoride	2.00	2.08		mg/L		104	90 - 110	0	15	
Chloride	10.0	9.85		mg/L		99	90 - 110	0	15	

Lab Sample ID: 680-239029-C-22 MS
Matrix: Water
Analysis Batch: 793670

Client Sample ID: Matrix Spike
Prep Type: Total/NA

Analyte	Sample Result	Sample Qualifier	Spike Added	MS Result	MS Qualifier	Unit	D	%Rec	%Rec Limits	
Sulfate	8.9		10.0	19.0		mg/L		101	80 - 120	
Fluoride	0.19		2.00	2.35		mg/L		108	80 - 120	
Chloride	130		10.0	142	4	mg/L		84	80 - 120	

Lab Sample ID: 680-239029-C-22 MSD
Matrix: Water
Analysis Batch: 793670

Client Sample ID: Matrix Spike Duplicate
Prep Type: Total/NA

Analyte	Sample Result	Sample Qualifier	Spike Added	MSD Result	MSD Qualifier	Unit	D	%Rec	%Rec Limits		RPD	Limit
Sulfate	8.9		10.0	18.9		mg/L		101	80 - 120	0	15	
Fluoride	0.19		2.00	2.30		mg/L		106	80 - 120	2	15	
Chloride	130		10.0	142	4	mg/L		79	80 - 120	0	15	

Lab Sample ID: MB 680-793810/2
Matrix: Water
Analysis Batch: 793810

Client Sample ID: Method Blank
Prep Type: Total/NA

Analyte	MB Result	MB Qualifier	RL	MDL	Unit	D	Prepared	Analyzed		Dil Fac
Sulfate	<0.40		1.0	0.40	mg/L			08/17/23	08:09	1
Fluoride	<0.040		0.10	0.040	mg/L			08/17/23	08:09	1
Chloride	<0.20		1.0	0.20	mg/L			08/17/23	08:09	1

Lab Sample ID: LCS 680-793810/4
Matrix: Water
Analysis Batch: 793810

Client Sample ID: Lab Control Sample
Prep Type: Total/NA

Analyte	Spike Added	LCS Result	LCS Qualifier	Unit	D	%Rec	%Rec Limits	
Sulfate	10.0	10.4		mg/L		104	90 - 110	
Fluoride	2.00	2.09		mg/L		104	90 - 110	
Chloride	10.0	9.89		mg/L		99	90 - 110	

QC Sample Results

Client: Southern Company
Project/Site: CCR - Plant Scherer Ash Pond

Job ID: 680-238849-1

Method: 300.0-1993 R2.1 - Anions, Ion Chromatography (Continued)

Lab Sample ID: LCSD 680-793810/5
Matrix: Water
Analysis Batch: 793810

Client Sample ID: Lab Control Sample Dup
Prep Type: Total/NA

Analyte	Spike Added	LCSD Result	LCSD Qualifier	Unit	D	%Rec	%Rec Limits	RPD	RPD Limit
Sulfate	10.0	10.4		mg/L		104	90 - 110	0	15
Fluoride	2.00	2.11		mg/L		106	90 - 110	1	15
Chloride	10.0	9.92		mg/L		99	90 - 110	0	15

Lab Sample ID: 680-238849-8 MS
Matrix: Water
Analysis Batch: 793810

Client Sample ID: SCH-SGWA-25
Prep Type: Total/NA

Analyte	Sample Result	Sample Qualifier	Spike Added	MS Result	MS Qualifier	Unit	D	%Rec	%Rec Limits	RPD	RPD Limit
Sulfate	<0.40		10.0	9.23		mg/L		92	80 - 120		
Fluoride	0.048	J	2.00	2.12		mg/L		104	80 - 120		
Chloride	1.6		10.0	11.2		mg/L		96	80 - 120		

Lab Sample ID: 680-238849-8 MSD
Matrix: Water
Analysis Batch: 793810

Client Sample ID: SCH-SGWA-25
Prep Type: Total/NA

Analyte	Sample Result	Sample Qualifier	Spike Added	MSD Result	MSD Qualifier	Unit	D	%Rec	%Rec Limits	RPD	RPD Limit
Sulfate	<0.40		10.0	9.28		mg/L		93	80 - 120	1	15
Fluoride	0.048	J	2.00	2.14		mg/L		105	80 - 120	1	15
Chloride	1.6		10.0	11.3		mg/L		97	80 - 120	1	15

Method: 6020B - Metals (ICP/MS)

Lab Sample ID: MB 680-792646/1-A
Matrix: Water
Analysis Batch: 793132

Client Sample ID: Method Blank
Prep Type: Total Recoverable
Prep Batch: 792646

Analyte	MB Result	MB Qualifier	RL	MDL	Unit	D	Prepared	Analyzed	Dil Fac
Antimony	<0.00034		0.0020	0.00034	mg/L		08/10/23 06:19	08/11/23 17:49	1
Arsenic	<0.00086		0.0010	0.00086	mg/L		08/10/23 06:19	08/11/23 17:49	1
Barium	<0.00089		0.010	0.00089	mg/L		08/10/23 06:19	08/11/23 17:49	1
Beryllium	<0.00020		0.0025	0.00020	mg/L		08/10/23 06:19	08/11/23 17:49	1
Boron	<0.022		0.080	0.022	mg/L		08/10/23 06:19	08/11/23 17:49	1
Cadmium	<0.000078		0.0025	0.000078	mg/L		08/10/23 06:19	08/11/23 17:49	1
Calcium	<0.14		0.50	0.14	mg/L		08/10/23 06:19	08/11/23 17:49	1
Chromium	<0.0012		0.0020	0.0012	mg/L		08/10/23 06:19	08/11/23 17:49	1
Cobalt	<0.00022		0.0025	0.00022	mg/L		08/10/23 06:19	08/11/23 17:49	1
Iron	<0.012		0.10	0.012	mg/L		08/10/23 06:19	08/11/23 17:49	1
Lead	<0.00021		0.0010	0.00021	mg/L		08/10/23 06:19	08/11/23 17:49	1
Lithium	<0.0020		0.0050	0.0020	mg/L		08/10/23 06:19	08/11/23 17:49	1
Magnesium	<0.023		0.50	0.023	mg/L		08/10/23 06:19	08/11/23 17:49	1
Manganese	<0.0022		0.0050	0.0022	mg/L		08/10/23 06:19	08/11/23 17:49	1
Molybdenum	<0.00086		0.015	0.00086	mg/L		08/10/23 06:19	08/11/23 17:49	1
Potassium	0.0461	J	0.50	0.044	mg/L		08/10/23 06:19	08/11/23 17:49	1
Selenium	<0.00099		0.0050	0.00099	mg/L		08/10/23 06:19	08/11/23 17:49	1
Sodium	<0.20		0.50	0.20	mg/L		08/10/23 06:19	08/11/23 17:49	1
Thallium	<0.00026		0.0010	0.00026	mg/L		08/10/23 06:19	08/11/23 17:49	1

Eurofins Savannah

QC Sample Results

Client: Southern Company
 Project/Site: CCR - Plant Scherer Ash Pond

Job ID: 680-238849-1

Method: 6020B - Metals (ICP/MS) (Continued)

Lab Sample ID: LCS 680-792646/2-A
Matrix: Water
Analysis Batch: 793132

Client Sample ID: Lab Control Sample
Prep Type: Total Recoverable
Prep Batch: 792646

Analyte	Spike Added	LCS Result	LCS Qualifier	Unit	D	%Rec	%Rec Limits
Antimony	0.0500	0.0458		mg/L		92	80 - 120
Arsenic	0.100	0.0999		mg/L		100	80 - 120
Barium	0.100	0.0987		mg/L		99	80 - 120
Beryllium	0.0500	0.0481		mg/L		96	80 - 120
Boron	0.200	0.183		mg/L		92	80 - 120
Cadmium	0.0500	0.0463		mg/L		93	80 - 120
Calcium	5.00	4.93		mg/L		99	80 - 120
Chromium	0.100	0.102		mg/L		102	80 - 120
Cobalt	0.0500	0.0502		mg/L		100	80 - 120
Iron	4.99	5.00		mg/L		100	80 - 120
Lead	0.500	0.481		mg/L		96	80 - 120
Lithium	0.500	0.469		mg/L		94	80 - 120
Magnesium	5.00	4.19		mg/L		84	80 - 120
Manganese	0.400	0.405		mg/L		101	80 - 120
Molybdenum	0.100	0.0954		mg/L		95	80 - 120
Potassium	7.00	6.60		mg/L		94	80 - 120
Selenium	0.100	0.102		mg/L		102	80 - 120
Sodium	5.00	4.87		mg/L		97	80 - 120
Thallium	0.0500	0.0468		mg/L		94	80 - 120

Lab Sample ID: 680-238848-B-6-B MS
Matrix: Water
Analysis Batch: 793132

Client Sample ID: Matrix Spike
Prep Type: Total Recoverable
Prep Batch: 792646

Analyte	Sample Result	Sample Qualifier	Spike Added	MS Result	MS Qualifier	Unit	D	%Rec	%Rec Limits
Antimony	<0.00034		0.0500	0.0506		mg/L		101	75 - 125
Arsenic	<0.00086		0.100	0.106		mg/L		106	75 - 125
Barium	0.027		0.100	0.137		mg/L		110	75 - 125
Beryllium	<0.00020		0.0500	0.0517		mg/L		103	75 - 125
Boron	0.087		0.200	0.284		mg/L		98	75 - 125
Cadmium	<0.000078		0.0500	0.0497		mg/L		99	75 - 125
Calcium	18		5.00	24.3		mg/L		121	75 - 125
Chromium	0.0085		0.100	0.118		mg/L		110	75 - 125
Cobalt	<0.00022		0.0500	0.0536		mg/L		107	75 - 125
Iron	0.044 J		4.99	5.35		mg/L		106	75 - 125
Lead	<0.00021		0.500	0.518		mg/L		104	75 - 125
Lithium	<0.0020		0.500	0.495		mg/L		99	75 - 125
Magnesium	7.3		5.00	12.4		mg/L		103	75 - 125
Manganese	0.059		0.400	0.501		mg/L		110	75 - 125
Molybdenum	<0.00086		0.100	0.104		mg/L		104	75 - 125
Potassium	1.2 B		7.00	8.29		mg/L		101	75 - 125
Selenium	<0.00099		0.100	0.103		mg/L		103	75 - 125
Sodium	8.0		5.00	13.8		mg/L		117	75 - 125
Thallium	<0.00026		0.0500	0.0502		mg/L		100	75 - 125

QC Sample Results

Client: Southern Company
Project/Site: CCR - Plant Scherer Ash Pond

Job ID: 680-238849-1

Method: 6020B - Metals (ICP/MS) (Continued)

Lab Sample ID: 680-238848-B-6-C MSD
Matrix: Water
Analysis Batch: 793132

Client Sample ID: Matrix Spike Duplicate
Prep Type: Total Recoverable
Prep Batch: 792646

Analyte	Sample	Sample	Spike	MSD	MSD	Unit	D	%Rec	%Rec	RPD	Limit
	Result	Qualifier	Added	Result	Qualifier				Limits		
Antimony	<0.00034		0.0500	0.0472		mg/L		94	75 - 125	7	20
Arsenic	<0.00086		0.100	0.0983		mg/L		98	75 - 125	8	20
Barium	0.027		0.100	0.128		mg/L		101	75 - 125	7	20
Beryllium	<0.00020		0.0500	0.0500		mg/L		100	75 - 125	4	20
Boron	0.087		0.200	0.269		mg/L		91	75 - 125	5	20
Cadmium	<0.000078		0.0500	0.0463		mg/L		93	75 - 125	7	20
Calcium	18		5.00	22.8		mg/L		91	75 - 125	6	20
Chromium	0.0085		0.100	0.110		mg/L		102	75 - 125	7	20
Cobalt	<0.00022		0.0500	0.0504		mg/L		101	75 - 125	6	20
Iron	0.044	J	4.99	4.96		mg/L		99	75 - 125	7	20
Lead	<0.00021		0.500	0.482		mg/L		96	75 - 125	7	20
Lithium	<0.0020		0.500	0.468		mg/L		94	75 - 125	6	20
Magnesium	7.3		5.00	11.7		mg/L		88	75 - 125	6	20
Manganese	0.059		0.400	0.467		mg/L		102	75 - 125	7	20
Molybdenum	<0.00086		0.100	0.0978		mg/L		98	75 - 125	6	20
Potassium	1.2	B	7.00	7.70		mg/L		93	75 - 125	7	20
Selenium	<0.00099		0.100	0.0983		mg/L		98	75 - 125	5	20
Sodium	8.0		5.00	12.9		mg/L		97	75 - 125	7	20
Thallium	<0.00026		0.0500	0.0465		mg/L		93	75 - 125	8	20

Method: 7470A - Mercury (CVAA)

Lab Sample ID: MB 680-792758/1-A
Matrix: Water
Analysis Batch: 793062

Client Sample ID: Method Blank
Prep Type: Total/NA
Prep Batch: 792758

Analyte	MB	MB	RL	MDL	Unit	D	Prepared	Analyzed	Dil Fac
	Result	Qualifier							
Mercury	<0.000080		0.00020	0.000080	mg/L		08/10/23 11:56	08/11/23 11:17	1

Lab Sample ID: LCS 680-792758/2-A
Matrix: Water
Analysis Batch: 793062

Client Sample ID: Lab Control Sample
Prep Type: Total/NA
Prep Batch: 792758

Analyte	Spike Added	LCS	LCS	Unit	D	%Rec	%Rec
		Result	Qualifier				Limits
Mercury	0.00250	0.00253		mg/L		101	80 - 120

Lab Sample ID: 680-238662-A-9-B MS
Matrix: Water
Analysis Batch: 793062

Client Sample ID: Matrix Spike
Prep Type: Total/NA
Prep Batch: 792758

Analyte	Sample	Sample	Spike	MS	MS	Unit	D	%Rec	%Rec
	Result	Qualifier	Added	Result	Qualifier				Limits
Mercury	<0.000080		0.00100	0.000883		mg/L		88	80 - 120

Lab Sample ID: 680-238662-A-9-C MSD
Matrix: Water
Analysis Batch: 793062

Client Sample ID: Matrix Spike Duplicate
Prep Type: Total/NA
Prep Batch: 792758

Analyte	Sample	Sample	Spike	MSD	MSD	Unit	D	%Rec	%Rec	RPD	Limit
	Result	Qualifier	Added	Result	Qualifier				Limits		
Mercury	<0.000080		0.00100	0.000832		mg/L		83	80 - 120	6	20

Eurofins Savannah

QC Sample Results

Client: Southern Company
 Project/Site: CCR - Plant Scherer Ash Pond

Job ID: 680-238849-1

Method: 2320B-2011 - Alkalinity, Total

Lab Sample ID: MB 680-793686/4
Matrix: Water
Analysis Batch: 793686

Client Sample ID: Method Blank
Prep Type: Total/NA

Analyte	MB Result	MB Qualifier	RL	MDL	Unit	D	Prepared	Analyzed	Dil Fac
Total Alkalinity as CaCO3 to pH 4.5	<2.2		5.0	2.2	mg/L			08/15/23 12:41	1
Bicarbonate Alkalinity as CaCO3	<5.0		5.0	5.0	mg/L			08/15/23 12:41	1
Carbonate Alkalinity as CaCO3	<5.0		5.0	5.0	mg/L			08/15/23 12:41	1

Lab Sample ID: LCS 680-793686/6
Matrix: Water
Analysis Batch: 793686

Client Sample ID: Lab Control Sample
Prep Type: Total/NA

Analyte	Spike Added	LCS Result	LCS Qualifier	Unit	D	%Rec	%Rec Limits
Total Alkalinity as CaCO3 to pH 4.5	250	245		mg/L		98	90 - 112

Lab Sample ID: LCSD 680-793686/31
Matrix: Water
Analysis Batch: 793686

Client Sample ID: Lab Control Sample Dup
Prep Type: Total/NA

Analyte	Spike Added	LCSD Result	LCSD Qualifier	Unit	D	%Rec	%Rec Limits	RPD	RPD Limit
Total Alkalinity as CaCO3 to pH 4.5	250	248		mg/L		99	90 - 112	1	30

Lab Sample ID: 680-238849-7 DU
Matrix: Water
Analysis Batch: 793686

Client Sample ID: SCH-SGWA-24
Prep Type: Total/NA

Analyte	Sample Result	Sample Qualifier	DU Result	DU Qualifier	Unit	D	RPD	RPD Limit
Total Alkalinity as CaCO3 to pH 4.5	85		82.4		mg/L		3	30
Bicarbonate Alkalinity as CaCO3	85		82.4		mg/L		3	30
Carbonate Alkalinity as CaCO3	<5.0		<5.0		mg/L		NC	30

Method: 2540C-2011 - Total Dissolved Solids (Dried at 180 °C)

Lab Sample ID: MB 680-792966/1
Matrix: Water
Analysis Batch: 792966

Client Sample ID: Method Blank
Prep Type: Total/NA

Analyte	MB Result	MB Qualifier	RL	MDL	Unit	D	Prepared	Analyzed	Dil Fac
Total Dissolved Solids	<10		10	10	mg/L			08/11/23 11:01	1

Lab Sample ID: LCS 680-792966/2
Matrix: Water
Analysis Batch: 792966

Client Sample ID: Lab Control Sample
Prep Type: Total/NA

Analyte	Spike Added	LCS Result	LCS Qualifier	Unit	D	%Rec	%Rec Limits
Total Dissolved Solids	2380	2410		mg/L		101	80 - 120

QC Sample Results

Client: Southern Company
 Project/Site: CCR - Plant Scherer Ash Pond

Job ID: 680-238849-1

Method: 2540C-2011 - Total Dissolved Solids (Dried at 180 °C) (Continued)

Lab Sample ID: LCSD 680-792966/3
Matrix: Water
Analysis Batch: 792966

Client Sample ID: Lab Control Sample Dup
Prep Type: Total/NA

Analyte	Spike Added	LCSD Result	LCSD Qualifier	Unit	D	%Rec	%Rec Limits	RPD	RPD Limit
Total Dissolved Solids	2380	2420		mg/L		102	80 - 120	0	25

Lab Sample ID: 680-238848-A-1 DU
Matrix: Water
Analysis Batch: 792966

Client Sample ID: Duplicate
Prep Type: Total/NA

Analyte	Sample Result	Sample Qualifier	DU Result	DU Qualifier	Unit	D	RPD	RPD Limit
Total Dissolved Solids	220		208		mg/L		4	5

Lab Sample ID: MB 680-793512/1
Matrix: Water
Analysis Batch: 793512

Client Sample ID: Method Blank
Prep Type: Total/NA

Analyte	MB Result	MB Qualifier	RL	MDL	Unit	D	Prepared	Analyzed	Dil Fac
Total Dissolved Solids	<10		10	10	mg/L			08/15/23 12:38	1

Lab Sample ID: LCS 680-793512/2
Matrix: Water
Analysis Batch: 793512

Client Sample ID: Lab Control Sample
Prep Type: Total/NA

Analyte	Spike Added	LCS Result	LCS Qualifier	Unit	D	%Rec	%Rec Limits
Total Dissolved Solids	2380	2370		mg/L		100	80 - 120

Lab Sample ID: LCSD 680-793512/3
Matrix: Water
Analysis Batch: 793512

Client Sample ID: Lab Control Sample Dup
Prep Type: Total/NA

Analyte	Spike Added	LCSD Result	LCSD Qualifier	Unit	D	%Rec	%Rec Limits	RPD	RPD Limit
Total Dissolved Solids	2380	2390		mg/L		100	80 - 120	1	25

Lab Sample ID: 680-238849-3 DU
Matrix: Water
Analysis Batch: 793512

Client Sample ID: SCH-SGWC-14
Prep Type: Total/NA

Analyte	Sample Result	Sample Qualifier	DU Result	DU Qualifier	Unit	D	RPD	RPD Limit
Total Dissolved Solids	360		354		mg/L		2	5

Method: 9034 - Sulfide, Acid Soluble and Insoluble (Titrimetric)

Lab Sample ID: MB 680-792714/1-A
Matrix: Water
Analysis Batch: 792779

Client Sample ID: Method Blank
Prep Type: Total/NA
Prep Batch: 792714

Analyte	MB Result	MB Qualifier	RL	MDL	Unit	D	Prepared	Analyzed	Dil Fac
Sulfide	<10		10	10	mg/L		08/10/23 10:08	08/10/23 12:59	1

QC Sample Results

Client: Southern Company
 Project/Site: CCR - Plant Scherer Ash Pond

Job ID: 680-238849-1

Method: 9034 - Sulfide, Acid Soluble and Insoluble (Titrimetric) (Continued)

Lab Sample ID: LCS 680-792714/2-A
Matrix: Water
Analysis Batch: 792779

Client Sample ID: Lab Control Sample
Prep Type: Total/NA
Prep Batch: 792714

Analyte	Spike Added	LCS Result	LCS Qualifier	Unit	D	%Rec	%Rec Limits
Sulfide	208	177		mg/L		85	50 - 150

Lab Sample ID: LCSD 680-792714/3-A
Matrix: Water
Analysis Batch: 792779

Client Sample ID: Lab Control Sample Dup
Prep Type: Total/NA
Prep Batch: 792714

Analyte	Spike Added	LCSD Result	LCSD Qualifier	Unit	D	%Rec	%Rec Limits	RPD	RPD Limit
Sulfide	208	161		mg/L		77	50 - 150	10	50

Lab Sample ID: 680-238755-E-2-B MS
Matrix: Water
Analysis Batch: 792779

Client Sample ID: Matrix Spike
Prep Type: Total/NA
Prep Batch: 792714

Analyte	Sample Result	Sample Qualifier	Spike Added	MS Result	MS Qualifier	Unit	D	%Rec	%Rec Limits
Sulfide	<10		208	166		mg/L		79	50 - 150

Lab Sample ID: 680-238755-E-2-C MSD
Matrix: Water
Analysis Batch: 792779

Client Sample ID: Matrix Spike Duplicate
Prep Type: Total/NA
Prep Batch: 792714

Analyte	Sample Result	Sample Qualifier	Spike Added	MSD Result	MSD Qualifier	Unit	D	%Rec	%Rec Limits	RPD	RPD Limit
Sulfide	<10		208	151		mg/L		72	50 - 150	10	50

Lab Sample ID: 680-238755-F-1-B DU
Matrix: Water
Analysis Batch: 792779

Client Sample ID: Duplicate
Prep Type: Total/NA
Prep Batch: 792714

Analyte	Sample Result	Sample Qualifier	Spike Added	DU Result	DU Qualifier	Unit	D	%Rec	%Rec Limits	RPD	RPD Limit
Sulfide	<10			<10		mg/L				NC	50

Lab Sample ID: MB 680-792970/1-A
Matrix: Water
Analysis Batch: 793023

Client Sample ID: Method Blank
Prep Type: Total/NA
Prep Batch: 792970

Analyte	MB Result	MB Qualifier	RL	MDL	Unit	D	Prepared	Analyzed	Dil Fac
Sulfide	<10		10	10	mg/L		08/11/23 11:09	08/11/23 13:48	1

Lab Sample ID: LCS 680-792970/2-A
Matrix: Water
Analysis Batch: 793023

Client Sample ID: Lab Control Sample
Prep Type: Total/NA
Prep Batch: 792970

Analyte	Spike Added	LCS Result	LCS Qualifier	Unit	D	%Rec	%Rec Limits
Sulfide	208	158		mg/L		76	50 - 150

Lab Sample ID: LCSD 680-792970/3-A
Matrix: Water
Analysis Batch: 793023

Client Sample ID: Lab Control Sample Dup
Prep Type: Total/NA
Prep Batch: 792970

Analyte	Spike Added	LCSD Result	LCSD Qualifier	Unit	D	%Rec	%Rec Limits	RPD	RPD Limit
Sulfide	208	174		mg/L		84	50 - 150	10	50

Eurofins Savannah

QC Sample Results

Client: Southern Company
 Project/Site: CCR - Plant Scherer Ash Pond

Job ID: 680-238849-1

Method: 9034 - Sulfide, Acid Soluble and Insoluble (Titrimetric)

Lab Sample ID: 680-238849-7 MS

Matrix: Water

Analysis Batch: 793023

Client Sample ID: SCH-SGWA-24

Prep Type: Total/NA

Prep Batch: 792970

Analyte	Sample Result	Sample Qualifier	Spike Added	MS Result	MS Qualifier	Unit	D	%Rec	%Rec Limits
Sulfide	<10		208	134		mg/L		64	50 - 150

Lab Sample ID: 680-238849-7 MSD

Matrix: Water

Analysis Batch: 793023

Client Sample ID: SCH-SGWA-24

Prep Type: Total/NA

Prep Batch: 792970

Analyte	Sample Result	Sample Qualifier	Spike Added	MSD Result	MSD Qualifier	Unit	D	%Rec	%Rec Limits	RPD	RPD Limit
Sulfide	<10		208	174		mg/L		83	50 - 150	26	50

Lab Sample ID: 680-238849-6 DU

Matrix: Water

Analysis Batch: 793023

Client Sample ID: SCH-SGWC-23

Prep Type: Total/NA

Prep Batch: 792970

Analyte	Sample Result	Sample Qualifier	DU Result	DU Qualifier	Unit	D	RPD	RPD Limit
Sulfide	<10		<10		mg/L		NC	50

QC Association Summary

Client: Southern Company
 Project/Site: CCR - Plant Scherer Ash Pond

Job ID: 680-238849-1

HPLC/IC

Analysis Batch: 793668

Lab Sample ID	Client Sample ID	Prep Type	Matrix	Method	Prep Batch
680-238849-1	SCH-SGWC-7	Total/NA	Water	300.0-1993 R2.1	
680-238849-2	SCH-SGWC-8	Total/NA	Water	300.0-1993 R2.1	
680-238849-3	SCH-SGWC-14	Total/NA	Water	300.0-1993 R2.1	
MB 680-793668/2	Method Blank	Total/NA	Water	300.0-1993 R2.1	
LCS 680-793668/4	Lab Control Sample	Total/NA	Water	300.0-1993 R2.1	
LCSD 680-793668/5	Lab Control Sample Dup	Total/NA	Water	300.0-1993 R2.1	
680-238849-1 MS	SCH-SGWC-7	Total/NA	Water	300.0-1993 R2.1	
680-238849-1 MSD	SCH-SGWC-7	Total/NA	Water	300.0-1993 R2.1	

Analysis Batch: 793670

Lab Sample ID	Client Sample ID	Prep Type	Matrix	Method	Prep Batch
680-238849-4	SCH-SGWC-16	Total/NA	Water	300.0-1993 R2.1	
680-238849-5	SCH-SGWC-21	Total/NA	Water	300.0-1993 R2.1	
680-238849-6	SCH-SGWC-23	Total/NA	Water	300.0-1993 R2.1	
680-238849-7	SCH-SGWA-24	Total/NA	Water	300.0-1993 R2.1	
MB 680-793670/63	Method Blank	Total/NA	Water	300.0-1993 R2.1	
LCS 680-793670/64	Lab Control Sample	Total/NA	Water	300.0-1993 R2.1	
LCSD 680-793670/65	Lab Control Sample Dup	Total/NA	Water	300.0-1993 R2.1	
680-239029-C-22 MS	Matrix Spike	Total/NA	Water	300.0-1993 R2.1	
680-239029-C-22 MSD	Matrix Spike Duplicate	Total/NA	Water	300.0-1993 R2.1	

Analysis Batch: 793810

Lab Sample ID	Client Sample ID	Prep Type	Matrix	Method	Prep Batch
680-238849-8	SCH-SGWA-25	Total/NA	Water	300.0-1993 R2.1	
680-238849-9	SCH-AP1-FB-1	Total/NA	Water	300.0-1993 R2.1	
MB 680-793810/2	Method Blank	Total/NA	Water	300.0-1993 R2.1	
LCS 680-793810/4	Lab Control Sample	Total/NA	Water	300.0-1993 R2.1	
LCSD 680-793810/5	Lab Control Sample Dup	Total/NA	Water	300.0-1993 R2.1	
680-238849-8 MS	SCH-SGWA-25	Total/NA	Water	300.0-1993 R2.1	
680-238849-8 MSD	SCH-SGWA-25	Total/NA	Water	300.0-1993 R2.1	

Metals

Prep Batch: 792646

Lab Sample ID	Client Sample ID	Prep Type	Matrix	Method	Prep Batch
680-238849-1	SCH-SGWC-7	Total Recoverable	Water	3005A	
680-238849-2	SCH-SGWC-8	Total Recoverable	Water	3005A	
680-238849-3	SCH-SGWC-14	Total Recoverable	Water	3005A	
680-238849-4	SCH-SGWC-16	Total Recoverable	Water	3005A	
680-238849-5	SCH-SGWC-21	Total Recoverable	Water	3005A	
680-238849-6	SCH-SGWC-23	Total Recoverable	Water	3005A	
680-238849-7	SCH-SGWA-24	Total Recoverable	Water	3005A	
680-238849-8	SCH-SGWA-25	Total Recoverable	Water	3005A	
680-238849-9	SCH-AP1-FB-1	Total Recoverable	Water	3005A	
MB 680-792646/1-A	Method Blank	Total Recoverable	Water	3005A	
LCS 680-792646/2-A	Lab Control Sample	Total Recoverable	Water	3005A	
680-238848-B-6-B MS	Matrix Spike	Total Recoverable	Water	3005A	
680-238848-B-6-C MSD	Matrix Spike Duplicate	Total Recoverable	Water	3005A	

QC Association Summary

Client: Southern Company
 Project/Site: CCR - Plant Scherer Ash Pond

Job ID: 680-238849-1

Metals

Prep Batch: 792758

Lab Sample ID	Client Sample ID	Prep Type	Matrix	Method	Prep Batch
680-238849-1	SCH-SGWC-7	Total/NA	Water	7470A	
680-238849-2	SCH-SGWC-8	Total/NA	Water	7470A	
680-238849-3	SCH-SGWC-14	Total/NA	Water	7470A	
680-238849-4	SCH-SGWC-16	Total/NA	Water	7470A	
680-238849-5	SCH-SGWC-21	Total/NA	Water	7470A	
680-238849-6	SCH-SGWC-23	Total/NA	Water	7470A	
680-238849-7	SCH-SGWA-24	Total/NA	Water	7470A	
680-238849-8	SCH-SGWA-25	Total/NA	Water	7470A	
680-238849-9	SCH-AP1-FB-1	Total/NA	Water	7470A	
MB 680-792758/1-A	Method Blank	Total/NA	Water	7470A	
LCS 680-792758/2-A	Lab Control Sample	Total/NA	Water	7470A	
680-238662-A-9-B MS	Matrix Spike	Total/NA	Water	7470A	
680-238662-A-9-C MSD	Matrix Spike Duplicate	Total/NA	Water	7470A	

Analysis Batch: 793062

Lab Sample ID	Client Sample ID	Prep Type	Matrix	Method	Prep Batch
680-238849-1	SCH-SGWC-7	Total/NA	Water	7470A	792758
680-238849-2	SCH-SGWC-8	Total/NA	Water	7470A	792758
680-238849-3	SCH-SGWC-14	Total/NA	Water	7470A	792758
680-238849-4	SCH-SGWC-16	Total/NA	Water	7470A	792758
680-238849-5	SCH-SGWC-21	Total/NA	Water	7470A	792758
680-238849-6	SCH-SGWC-23	Total/NA	Water	7470A	792758
680-238849-7	SCH-SGWA-24	Total/NA	Water	7470A	792758
680-238849-8	SCH-SGWA-25	Total/NA	Water	7470A	792758
680-238849-9	SCH-AP1-FB-1	Total/NA	Water	7470A	792758
MB 680-792758/1-A	Method Blank	Total/NA	Water	7470A	792758
LCS 680-792758/2-A	Lab Control Sample	Total/NA	Water	7470A	792758
680-238662-A-9-B MS	Matrix Spike	Total/NA	Water	7470A	792758
680-238662-A-9-C MSD	Matrix Spike Duplicate	Total/NA	Water	7470A	792758

Analysis Batch: 793132

Lab Sample ID	Client Sample ID	Prep Type	Matrix	Method	Prep Batch
680-238849-1	SCH-SGWC-7	Total Recoverable	Water	6020B	792646
680-238849-2	SCH-SGWC-8	Total Recoverable	Water	6020B	792646
680-238849-3	SCH-SGWC-14	Total Recoverable	Water	6020B	792646
680-238849-4	SCH-SGWC-16	Total Recoverable	Water	6020B	792646
680-238849-5	SCH-SGWC-21	Total Recoverable	Water	6020B	792646
680-238849-6	SCH-SGWC-23	Total Recoverable	Water	6020B	792646
680-238849-7	SCH-SGWA-24	Total Recoverable	Water	6020B	792646
680-238849-8	SCH-SGWA-25	Total Recoverable	Water	6020B	792646
680-238849-9	SCH-AP1-FB-1	Total Recoverable	Water	6020B	792646
MB 680-792646/1-A	Method Blank	Total Recoverable	Water	6020B	792646
LCS 680-792646/2-A	Lab Control Sample	Total Recoverable	Water	6020B	792646
680-238848-B-6-B MS	Matrix Spike	Total Recoverable	Water	6020B	792646
680-238848-B-6-C MSD	Matrix Spike Duplicate	Total Recoverable	Water	6020B	792646

General Chemistry

Prep Batch: 792714

Lab Sample ID	Client Sample ID	Prep Type	Matrix	Method	Prep Batch
680-238849-1	SCH-SGWC-7	Total/NA	Water	9030B	

Eurofins Savannah

QC Association Summary

Client: Southern Company
 Project/Site: CCR - Plant Scherer Ash Pond

Job ID: 680-238849-1

General Chemistry (Continued)

Prep Batch: 792714 (Continued)

Lab Sample ID	Client Sample ID	Prep Type	Matrix	Method	Prep Batch
680-238849-2	SCH-SGWC-8	Total/NA	Water	9030B	
680-238849-3	SCH-SGWC-14	Total/NA	Water	9030B	
680-238849-4	SCH-SGWC-16	Total/NA	Water	9030B	
680-238849-5	SCH-SGWC-21	Total/NA	Water	9030B	
MB 680-792714/1-A	Method Blank	Total/NA	Water	9030B	
LCS 680-792714/2-A	Lab Control Sample	Total/NA	Water	9030B	
LCSD 680-792714/3-A	Lab Control Sample Dup	Total/NA	Water	9030B	
680-238755-E-2-B MS	Matrix Spike	Total/NA	Water	9030B	
680-238755-E-2-C MSD	Matrix Spike Duplicate	Total/NA	Water	9030B	
680-238755-F-1-B DU	Duplicate	Total/NA	Water	9030B	

Analysis Batch: 792779

Lab Sample ID	Client Sample ID	Prep Type	Matrix	Method	Prep Batch
680-238849-1	SCH-SGWC-7	Total/NA	Water	9034	792714
680-238849-2	SCH-SGWC-8	Total/NA	Water	9034	792714
680-238849-3	SCH-SGWC-14	Total/NA	Water	9034	792714
680-238849-4	SCH-SGWC-16	Total/NA	Water	9034	792714
680-238849-5	SCH-SGWC-21	Total/NA	Water	9034	792714
MB 680-792714/1-A	Method Blank	Total/NA	Water	9034	792714
LCS 680-792714/2-A	Lab Control Sample	Total/NA	Water	9034	792714
LCSD 680-792714/3-A	Lab Control Sample Dup	Total/NA	Water	9034	792714
680-238755-E-2-B MS	Matrix Spike	Total/NA	Water	9034	792714
680-238755-E-2-C MSD	Matrix Spike Duplicate	Total/NA	Water	9034	792714
680-238755-F-1-B DU	Duplicate	Total/NA	Water	9034	792714

Analysis Batch: 792966

Lab Sample ID	Client Sample ID	Prep Type	Matrix	Method	Prep Batch
680-238849-1	SCH-SGWC-7	Total/NA	Water	2540C-2011	
680-238849-2	SCH-SGWC-8	Total/NA	Water	2540C-2011	
MB 680-792966/1	Method Blank	Total/NA	Water	2540C-2011	
LCS 680-792966/2	Lab Control Sample	Total/NA	Water	2540C-2011	
LCSD 680-792966/3	Lab Control Sample Dup	Total/NA	Water	2540C-2011	
680-238848-A-1 DU	Duplicate	Total/NA	Water	2540C-2011	

Prep Batch: 792970

Lab Sample ID	Client Sample ID	Prep Type	Matrix	Method	Prep Batch
680-238849-6	SCH-SGWC-23	Total/NA	Water	9030B	
680-238849-7	SCH-SGWA-24	Total/NA	Water	9030B	
680-238849-8	SCH-SGWA-25	Total/NA	Water	9030B	
680-238849-9	SCH-AP1-FB-1	Total/NA	Water	9030B	
MB 680-792970/1-A	Method Blank	Total/NA	Water	9030B	
LCS 680-792970/2-A	Lab Control Sample	Total/NA	Water	9030B	
LCSD 680-792970/3-A	Lab Control Sample Dup	Total/NA	Water	9030B	
680-238849-7 MS	SCH-SGWA-24	Total/NA	Water	9030B	
680-238849-7 MSD	SCH-SGWA-24	Total/NA	Water	9030B	
680-238849-6 DU	SCH-SGWC-23	Total/NA	Water	9030B	

Analysis Batch: 793023

Lab Sample ID	Client Sample ID	Prep Type	Matrix	Method	Prep Batch
680-238849-6	SCH-SGWC-23	Total/NA	Water	9034	792970
680-238849-7	SCH-SGWA-24	Total/NA	Water	9034	792970

Eurofins Savannah

QC Association Summary

Client: Southern Company
 Project/Site: CCR - Plant Scherer Ash Pond

Job ID: 680-238849-1

General Chemistry (Continued)

Analysis Batch: 793023 (Continued)

Lab Sample ID	Client Sample ID	Prep Type	Matrix	Method	Prep Batch
680-238849-8	SCH-SGWA-25	Total/NA	Water	9034	792970
680-238849-9	SCH-AP1-FB-1	Total/NA	Water	9034	792970
MB 680-792970/1-A	Method Blank	Total/NA	Water	9034	792970
LCS 680-792970/2-A	Lab Control Sample	Total/NA	Water	9034	792970
LCSD 680-792970/3-A	Lab Control Sample Dup	Total/NA	Water	9034	792970
680-238849-7 MS	SCH-SGWA-24	Total/NA	Water	9034	792970
680-238849-7 MSD	SCH-SGWA-24	Total/NA	Water	9034	792970
680-238849-6 DU	SCH-SGWC-23	Total/NA	Water	9034	792970

Analysis Batch: 793512

Lab Sample ID	Client Sample ID	Prep Type	Matrix	Method	Prep Batch
680-238849-3	SCH-SGWC-14	Total/NA	Water	2540C-2011	
680-238849-4	SCH-SGWC-16	Total/NA	Water	2540C-2011	
680-238849-5	SCH-SGWC-21	Total/NA	Water	2540C-2011	
680-238849-6	SCH-SGWC-23	Total/NA	Water	2540C-2011	
680-238849-7	SCH-SGWA-24	Total/NA	Water	2540C-2011	
680-238849-8	SCH-SGWA-25	Total/NA	Water	2540C-2011	
680-238849-9	SCH-AP1-FB-1	Total/NA	Water	2540C-2011	
MB 680-793512/1	Method Blank	Total/NA	Water	2540C-2011	
LCS 680-793512/2	Lab Control Sample	Total/NA	Water	2540C-2011	
LCSD 680-793512/3	Lab Control Sample Dup	Total/NA	Water	2540C-2011	
680-238849-3 DU	SCH-SGWC-14	Total/NA	Water	2540C-2011	

Analysis Batch: 793686

Lab Sample ID	Client Sample ID	Prep Type	Matrix	Method	Prep Batch
680-238849-1	SCH-SGWC-7	Total/NA	Water	2320B-2011	
680-238849-2	SCH-SGWC-8	Total/NA	Water	2320B-2011	
680-238849-3	SCH-SGWC-14	Total/NA	Water	2320B-2011	
680-238849-4	SCH-SGWC-16	Total/NA	Water	2320B-2011	
680-238849-5	SCH-SGWC-21	Total/NA	Water	2320B-2011	
680-238849-6	SCH-SGWC-23	Total/NA	Water	2320B-2011	
680-238849-7	SCH-SGWA-24	Total/NA	Water	2320B-2011	
680-238849-8	SCH-SGWA-25	Total/NA	Water	2320B-2011	
680-238849-9	SCH-AP1-FB-1	Total/NA	Water	2320B-2011	
MB 680-793686/4	Method Blank	Total/NA	Water	2320B-2011	
LCS 680-793686/6	Lab Control Sample	Total/NA	Water	2320B-2011	
LCSD 680-793686/31	Lab Control Sample Dup	Total/NA	Water	2320B-2011	
680-238849-7 DU	SCH-SGWA-24	Total/NA	Water	2320B-2011	

Lab Chronicle

Client: Southern Company
 Project/Site: CCR - Plant Scherer Ash Pond

Job ID: 680-238849-1

Client Sample ID: SCH-SGWC-7

Lab Sample ID: 680-238849-1

Date Collected: 08/08/23 10:13

Matrix: Water

Date Received: 08/09/23 11:15

Prep Type	Batch Type	Batch Method	Run	Dil Factor	Initial Amount	Final Amount	Batch Number	Prepared or Analyzed	Analyst	Lab
Total/NA	Analysis	300.0-1993 R2.1		1	5 mL	5 mL	793668	08/16/23 14:06	T1C	EET SAV
Instrument ID: CICK										
Total Recoverable	Prep	3005A			25 mL	125 mL	792646	08/10/23 06:19	RR	EET SAV
Total Recoverable	Analysis	6020B		1			793132	08/11/23 18:26	BWR	EET SAV
Instrument ID: ICPMSC										
Total/NA	Prep	7470A			50 mL	50 mL	792758	08/10/23 11:56	DW	EET SAV
Total/NA	Analysis	7470A		1			793062	08/11/23 11:31	BJB	EET SAV
Instrument ID: QuickTrace2										
Total/NA	Analysis	2320B-2011		1			793686	08/15/23 13:42	PG	EET SAV
Instrument ID: MANTECH 2										
Total/NA	Analysis	2540C-2011		1	50 mL	200 mL	792966	08/11/23 11:01	PG	EET SAV
Instrument ID: NOEQUIP										
Total/NA	Prep	9030B			6 mL	6 mL	792714	08/10/23 10:08	JAS	EET SAV
Total/NA	Analysis	9034		1	6 mL	6 mL	792779	08/10/23 12:59	JAS	EET SAV
Instrument ID: NoEquip										

Client Sample ID: SCH-SGWC-8

Lab Sample ID: 680-238849-2

Date Collected: 08/08/23 12:10

Matrix: Water

Date Received: 08/09/23 11:15

Prep Type	Batch Type	Batch Method	Run	Dil Factor	Initial Amount	Final Amount	Batch Number	Prepared or Analyzed	Analyst	Lab
Total/NA	Analysis	300.0-1993 R2.1		1	5 mL	5 mL	793668	08/16/23 14:44	T1C	EET SAV
Instrument ID: CICK										
Total Recoverable	Prep	3005A			25 mL	125 mL	792646	08/10/23 06:19	RR	EET SAV
Total Recoverable	Analysis	6020B		1			793132	08/11/23 19:11	BWR	EET SAV
Instrument ID: ICPMSC										
Total/NA	Prep	7470A			50 mL	50 mL	792758	08/10/23 11:56	DW	EET SAV
Total/NA	Analysis	7470A		1			793062	08/11/23 11:36	BJB	EET SAV
Instrument ID: QuickTrace2										
Total/NA	Analysis	2320B-2011		1			793686	08/15/23 14:28	PG	EET SAV
Instrument ID: MANTECH 2										
Total/NA	Analysis	2540C-2011		1	50 mL	200 mL	792966	08/11/23 11:01	PG	EET SAV
Instrument ID: NOEQUIP										
Total/NA	Prep	9030B			6 mL	6 mL	792714	08/10/23 10:08	JAS	EET SAV
Total/NA	Analysis	9034		1	6 mL	6 mL	792779	08/10/23 12:59	JAS	EET SAV
Instrument ID: NoEquip										

Client Sample ID: SCH-SGWC-14

Lab Sample ID: 680-238849-3

Date Collected: 08/08/23 10:03

Matrix: Water

Date Received: 08/09/23 11:15

Prep Type	Batch Type	Batch Method	Run	Dil Factor	Initial Amount	Final Amount	Batch Number	Prepared or Analyzed	Analyst	Lab
Total/NA	Analysis	300.0-1993 R2.1		1	5 mL	5 mL	793668	08/16/23 14:57	T1C	EET SAV
Instrument ID: CICK										

Lab Chronicle

Client: Southern Company
 Project/Site: CCR - Plant Scherer Ash Pond

Job ID: 680-238849-1

Client Sample ID: SCH-SGWC-14

Lab Sample ID: 680-238849-3

Date Collected: 08/08/23 10:03

Matrix: Water

Date Received: 08/09/23 11:15

Prep Type	Batch Type	Batch Method	Run	Dil Factor	Initial Amount	Final Amount	Batch Number	Prepared or Analyzed	Analyst	Lab
Total Recoverable	Prep	3005A			25 mL	125 mL	792646	08/10/23 06:19	RR	EET SAV
Total Recoverable	Analysis	6020B		1			793132	08/11/23 19:31	BWR	EET SAV
Instrument ID: ICPMSC										
Total/NA	Prep	7470A			50 mL	50 mL	792758	08/10/23 11:56	DW	EET SAV
Total/NA	Analysis	7470A		1			793062	08/11/23 11:37	BJB	EET SAV
Instrument ID: QuickTrace2										
Total/NA	Analysis	2320B-2011		1			793686	08/15/23 14:04	PG	EET SAV
Instrument ID: MANTECH 2										
Total/NA	Analysis	2540C-2011		1	50 mL	200 mL	793512	08/15/23 12:38	PG	EET SAV
Instrument ID: NOEQUIP										
Total/NA	Prep	9030B			6 mL	6 mL	792714	08/10/23 10:08	JAS	EET SAV
Total/NA	Analysis	9034		1	6 mL	6 mL	792779	08/10/23 12:59	JAS	EET SAV
Instrument ID: NoEquip										

Client Sample ID: SCH-SGWC-16

Lab Sample ID: 680-238849-4

Date Collected: 08/08/23 11:28

Matrix: Water

Date Received: 08/09/23 11:15

Prep Type	Batch Type	Batch Method	Run	Dil Factor	Initial Amount	Final Amount	Batch Number	Prepared or Analyzed	Analyst	Lab
Total/NA	Analysis	300.0-1993 R2.1		1	5 mL	5 mL	793670	08/17/23 03:49	T1C	EET SAV
Instrument ID: CICK										
Total Recoverable	Prep	3005A			25 mL	125 mL	792646	08/10/23 06:19	RR	EET SAV
Total Recoverable	Analysis	6020B		1			793132	08/11/23 19:07	BWR	EET SAV
Instrument ID: ICPMSC										
Total/NA	Prep	7470A			50 mL	50 mL	792758	08/10/23 11:56	DW	EET SAV
Total/NA	Analysis	7470A		1			793062	08/11/23 11:39	BJB	EET SAV
Instrument ID: QuickTrace2										
Total/NA	Analysis	2320B-2011		1			793686	08/15/23 15:51	PG	EET SAV
Instrument ID: MANTECH 2										
Total/NA	Analysis	2540C-2011		1	200 mL	200 mL	793512	08/15/23 12:38	PG	EET SAV
Instrument ID: NOEQUIP										
Total/NA	Prep	9030B			6 mL	6 mL	792714	08/10/23 10:08	JAS	EET SAV
Total/NA	Analysis	9034		1	6 mL	6 mL	792779	08/10/23 12:59	JAS	EET SAV
Instrument ID: NoEquip										

Client Sample ID: SCH-SGWC-21

Lab Sample ID: 680-238849-5

Date Collected: 08/08/23 13:07

Matrix: Water

Date Received: 08/09/23 11:15

Prep Type	Batch Type	Batch Method	Run	Dil Factor	Initial Amount	Final Amount	Batch Number	Prepared or Analyzed	Analyst	Lab
Total/NA	Analysis	300.0-1993 R2.1		1	5 mL	5 mL	793670	08/17/23 04:02	T1C	EET SAV
Instrument ID: CICK										
Total Recoverable	Prep	3005A			25 mL	125 mL	792646	08/10/23 06:19	RR	EET SAV
Total Recoverable	Analysis	6020B		1			793132	08/11/23 19:27	BWR	EET SAV
Instrument ID: ICPMSC										

Eurofins Savannah

Lab Chronicle

Client: Southern Company
 Project/Site: CCR - Plant Scherer Ash Pond

Job ID: 680-238849-1

Client Sample ID: SCH-SGWC-21

Lab Sample ID: 680-238849-5

Date Collected: 08/08/23 13:07

Matrix: Water

Date Received: 08/09/23 11:15

Prep Type	Batch Type	Batch Method	Run	Dil Factor	Initial Amount	Final Amount	Batch Number	Prepared or Analyzed	Analyst	Lab
Total/NA	Prep	7470A			50 mL	50 mL	792758	08/10/23 11:56	DW	EET SAV
Total/NA	Analysis	7470A		1			793062	08/11/23 11:40	BJB	EET SAV
Instrument ID: QuickTrace2										
Total/NA	Analysis	2320B-2011		1			793686	08/15/23 16:01	PG	EET SAV
Instrument ID: MANTECH 2										
Total/NA	Analysis	2540C-2011		1	50 mL	200 mL	793512	08/15/23 12:38	PG	EET SAV
Instrument ID: NOEQUIP										
Total/NA	Prep	9030B			6 mL	6 mL	792714	08/10/23 10:08	JAS	EET SAV
Total/NA	Analysis	9034		1	6 mL	6 mL	792779	08/10/23 12:59	JAS	EET SAV
Instrument ID: NoEquip										

Client Sample ID: SCH-SGWC-23

Lab Sample ID: 680-238849-6

Date Collected: 08/08/23 09:46

Matrix: Water

Date Received: 08/09/23 11:15

Prep Type	Batch Type	Batch Method	Run	Dil Factor	Initial Amount	Final Amount	Batch Number	Prepared or Analyzed	Analyst	Lab
Total/NA	Analysis	300.0-1993 R2.1		1	5 mL	5 mL	793670	08/17/23 04:15	T1C	EET SAV
Instrument ID: CICK										
Total Recoverable	Prep	3005A			25 mL	125 mL	792646	08/10/23 06:19	RR	EET SAV
Total Recoverable	Analysis	6020B		1			793132	08/11/23 18:18	BWR	EET SAV
Instrument ID: ICPMSC										
Total/NA	Prep	7470A			50 mL	50 mL	792758	08/10/23 11:56	DW	EET SAV
Total/NA	Analysis	7470A		1			793062	08/11/23 11:42	BJB	EET SAV
Instrument ID: QuickTrace2										
Total/NA	Analysis	2320B-2011		1			793686	08/15/23 14:13	PG	EET SAV
Instrument ID: MANTECH 2										
Total/NA	Analysis	2540C-2011		1	50 mL	200 mL	793512	08/15/23 12:38	PG	EET SAV
Instrument ID: NOEQUIP										
Total/NA	Prep	9030B			6 mL	6 mL	792970	08/11/23 11:09	JAS	EET SAV
Total/NA	Analysis	9034		1	6 mL	6 mL	793023	08/11/23 13:48	JAS	EET SAV
Instrument ID: NoEquip										

Client Sample ID: SCH-SGWA-24

Lab Sample ID: 680-238849-7

Date Collected: 08/08/23 11:52

Matrix: Water

Date Received: 08/09/23 11:15

Prep Type	Batch Type	Batch Method	Run	Dil Factor	Initial Amount	Final Amount	Batch Number	Prepared or Analyzed	Analyst	Lab
Total/NA	Analysis	300.0-1993 R2.1		1	5 mL	5 mL	793670	08/17/23 04:27	T1C	EET SAV
Instrument ID: CICK										
Total Recoverable	Prep	3005A			25 mL	125 mL	792646	08/10/23 06:19	RR	EET SAV
Total Recoverable	Analysis	6020B		1			793132	08/11/23 19:15	BWR	EET SAV
Instrument ID: ICPMSC										
Total/NA	Prep	7470A			50 mL	50 mL	792758	08/10/23 11:56	DW	EET SAV
Total/NA	Analysis	7470A		1			793062	08/11/23 11:43	BJB	EET SAV
Instrument ID: QuickTrace2										

Eurofins Savannah

Lab Chronicle

Client: Southern Company
 Project/Site: CCR - Plant Scherer Ash Pond

Job ID: 680-238849-1

Client Sample ID: SCH-SGWA-24

Lab Sample ID: 680-238849-7

Date Collected: 08/08/23 11:52

Matrix: Water

Date Received: 08/09/23 11:15

Prep Type	Batch Type	Batch Method	Run	Dil Factor	Initial Amount	Final Amount	Batch Number	Prepared or Analyzed	Analyst	Lab
Total/NA	Analysis	2320B-2011		1			793686	08/15/23 15:01	PG	EET SAV
Total/NA	Analysis	2540C-2011		1	200 mL	200 mL	793512	08/15/23 12:38	PG	EET SAV
		Instrument ID: NOEQUIP								
Total/NA	Prep	9030B			6 mL	6 mL	792970	08/11/23 11:09	JAS	EET SAV
Total/NA	Analysis	9034		1	6 mL	6 mL	793023	08/11/23 13:48	JAS	EET SAV
		Instrument ID: NoEquip								

Client Sample ID: SCH-SGWA-25

Lab Sample ID: 680-238849-8

Date Collected: 08/08/23 14:50

Matrix: Water

Date Received: 08/09/23 11:15

Prep Type	Batch Type	Batch Method	Run	Dil Factor	Initial Amount	Final Amount	Batch Number	Prepared or Analyzed	Analyst	Lab
Total/NA	Analysis	300.0-1993 R2.1		1	5 mL	5 mL	793810	08/17/23 09:04	GE	EET SAV
		Instrument ID: CICK								
Total Recoverable	Prep	3005A			25 mL	125 mL	792646	08/10/23 06:19	RR	EET SAV
Total Recoverable	Analysis	6020B		1			793132	08/11/23 18:38	BWR	EET SAV
		Instrument ID: ICPMSC								
Total/NA	Prep	7470A			50 mL	50 mL	792758	08/10/23 11:56	DW	EET SAV
Total/NA	Analysis	7470A		1			793062	08/11/23 11:45	BJB	EET SAV
		Instrument ID: QuickTrace2								
Total/NA	Analysis	2320B-2011		1			793686	08/15/23 15:45	PG	EET SAV
		Instrument ID: MANTECH 2								
Total/NA	Analysis	2540C-2011		1	200 mL	200 mL	793512	08/15/23 12:38	PG	EET SAV
		Instrument ID: NOEQUIP								
Total/NA	Prep	9030B			6 mL	6 mL	792970	08/11/23 11:09	JAS	EET SAV
Total/NA	Analysis	9034		1	6 mL	6 mL	793023	08/11/23 13:48	JAS	EET SAV
		Instrument ID: NoEquip								

Client Sample ID: SCH-AP1-FB-1

Lab Sample ID: 680-238849-9

Date Collected: 08/08/23 13:00

Matrix: Water

Date Received: 08/09/23 11:15

Prep Type	Batch Type	Batch Method	Run	Dil Factor	Initial Amount	Final Amount	Batch Number	Prepared or Analyzed	Analyst	Lab
Total/NA	Analysis	300.0-1993 R2.1		1	5 mL	5 mL	793810	08/17/23 09:54	GE	EET SAV
		Instrument ID: CICK								
Total Recoverable	Prep	3005A			25 mL	125 mL	792646	08/10/23 06:19	RR	EET SAV
Total Recoverable	Analysis	6020B		1			793132	08/11/23 18:22	BWR	EET SAV
		Instrument ID: ICPMSC								
Total/NA	Prep	7470A			50 mL	50 mL	792758	08/10/23 11:56	DW	EET SAV
Total/NA	Analysis	7470A		1			793062	08/11/23 11:47	BJB	EET SAV
		Instrument ID: QuickTrace2								
Total/NA	Analysis	2320B-2011		1			793686	08/15/23 14:18	PG	EET SAV
		Instrument ID: MANTECH 2								
Total/NA	Analysis	2540C-2011		1	200 mL	200 mL	793512	08/15/23 12:38	PG	EET SAV
		Instrument ID: NOEQUIP								

Eurofins Savannah

Lab Chronicle

Client: Southern Company
Project/Site: CCR - Plant Scherer Ash Pond

Job ID: 680-238849-1

Client Sample ID: SCH-AP1-FB-1

Lab Sample ID: 680-238849-9

Date Collected: 08/08/23 13:00

Matrix: Water

Date Received: 08/09/23 11:15

Prep Type	Batch Type	Batch Method	Run	Dil Factor	Initial Amount	Final Amount	Batch Number	Prepared or Analyzed	Analyst	Lab
Total/NA	Prep	9030B			6 mL	6 mL	792970	08/11/23 11:09	JAS	EET SAV
Total/NA	Analysis	9034		1	6 mL	6 mL	793023	08/11/23 13:48	JAS	EET SAV

Instrument ID: NoEquip

Laboratory References:

EET SAV = Eurofins Savannah, 5102 LaRoche Avenue, Savannah, GA 31404, TEL (912)354-7858



Accreditation/Certification Summary

Client: Southern Company
Project/Site: CCR - Plant Scherer Ash Pond

Job ID: 680-238849-1

Laboratory: Eurofins Savannah

The accreditations/certifications listed below are applicable to this report.

Authority	Program	Identification Number	Expiration Date
Florida	NELAP	E87052	06-30-24
Georgia	State	E87052	06-30-24

1

2

3

4

5

6

7

8

9

10

11

12

Method Summary

Client: Southern Company
Project/Site: CCR - Plant Scherer Ash Pond

Job ID: 680-238849-1

Method	Method Description	Protocol	Laboratory
300.0-1993 R2.1	Anions, Ion Chromatography	MCAWW	EET SAV
6020B	Metals (ICP/MS)	SW846	EET SAV
7470A	Mercury (CVAA)	SW846	EET SAV
2320B-2011	Alkalinity, Total	SM	EET SAV
2540C-2011	Total Dissolved Solids (Dried at 180 °C)	SM	EET SAV
9034	Sulfide, Acid Soluble and Insoluble (Titrimetric)	SW846	EET SAV
3005A	Preparation, Total Recoverable or Dissolved Metals	SW846	EET SAV
7470A	Preparation, Mercury	SW846	EET SAV
9030B	Sulfide, Distillation (Acid Soluble and Insoluble)	SW846	EET SAV

Protocol References:

- MCAWW = "Methods For Chemical Analysis Of Water And Wastes", EPA-600/4-79-020, March 1983 And Subsequent Revisions.
- SM = "Standard Methods For The Examination Of Water And Wastewater"
- SW846 = "Test Methods For Evaluating Solid Waste, Physical/Chemical Methods", Third Edition, November 1986 And Its Updates.

Laboratory References:

- EET SAV = Eurofins Savannah, 5102 LaRoche Avenue, Savannah, GA 31404, TEL (912)354-7858

TestAmerica Pittsburgh

301 Alpha Drive
 RIDC Park
 Pittsburgh, PA 15238-2907
 phone 412.963.7058 fax 412.963.2468

Chain of Custody Record


TestAmerica

THE LEADER IN ENVIRONMENTAL TESTING

Regulatory Program: DW NPDES RCRA Other:

TestAmerica Laboratories, Inc.

Client Contact		Project Manager: Dawn Prell				Site Contact: Dawn Prell				Date: 08/08/2023		COC No:													
Joju Abraham		Tel/Fax: 248-536-5445				Lab Contact: David Fuller				Carrier:		___1___ of ___1___ COCs													
Southern Company		Analysis Turnaround Time				Filtered Sample (Y/N)		Perform MS/MSD (Y/N)		App III metals: B, Ca		App IV metals: Sb, As, Ba, Be, Cd, Cr, Co, Pb, Li, Hg, Mo, Se, Tl		Radium 226 + 228		Mg, Na, K, Mn, Fe		Sulfide		HCO3, CO3 Alkalinity		Cl, F, SO4, TDS		Sampler:	
241 Ralph McGill Blvd SE B10185		<input checked="" type="checkbox"/> CALENDAR DAYS <input type="checkbox"/> WORKING DAYS																						For Lab Use Only:	
Atlanta, GA 30308		TAT if different from Below ___3-5 days___																						Walk-in Client:	
JAbraham@southernco.com		<input type="checkbox"/> 2 weeks																						Lab Sampling:	
Project Name: CCR - Plant Scherer Ash Pond		<input type="checkbox"/> 1 week																						Job / SDG No.:	
Site: Georgia		<input type="checkbox"/> 2 days				Sample Specific Notes:																			
Project #: 31406440.008		<input type="checkbox"/> 1 day																							
Sample Identification		Sample Date	Sample Time	Sample Type (C=Comp, G=Grab)	Matrix	# of Cont.																			
SCH-SGWC-7		8/8/2023	10:13	G	WG	8	N	N	X	X	X	X	X	X	X										
SCH-SGWC-8		8/8/2023	12:10	G	WG	8	N	N	X	X	X	X	X	X	X										
SCH-SGWC-14		8/8/2023	10:03	G	WG	8	N	N	X	X	X	X	X	X	X										
SCH-SGWC-16		8/8/2023	11:28	G	WG	8	N	N	X	X	X	X	X	X	X										
SCH-SGWC-21		8/8/2023	13:07	G	WG	8	N	N	X	X	X	X	X	X	X										
SCH-SGWC-23		8/8/2023	9:46	G	WG	8	N	N	X	X	X	X	X	X	X										
SCH-SGWC-24		8/8/2023	11:52	G	WG	8	N	N	X	X	X	X	X	X	X										
SCH-SGWC-25		8/8/2023	14:56	G	WG	8	N	N	X	X	X	X	X	X	X										
SCH-AP1-FB-1		8/8/2023	13:00	G	WQ	8	N	N	X	X	X	X	X	X	X										
Preservation Used: 1= Ice, 2= HCl; 3= H2SO4; 4=HNO3; 5=NaOH; 6= Other							4	4	4	1	6	1	1												
Possible Hazard Identification: Are any samples from a listed EPA Hazardous Waste? Please List any EPA Waste Codes for the sample in the Comments Section if the lab is to dispose of the sample.							Sample Disposal (A fee may be assessed if samples are retained longer than 1 month)																		
<input type="checkbox"/> Non-Hazard <input type="checkbox"/> Flammable <input type="checkbox"/> Skin Irritant <input type="checkbox"/> Poison B <input type="checkbox"/> Unknown							<input type="checkbox"/> Return to Client <input type="checkbox"/> Disposal by Lab <input type="checkbox"/> Archive for _____ Months																		
Special Instructions/QC Requirements & Comments: SCH-CCR-ASSMT-2023S2																									
Custody Seals Intact: <input type="checkbox"/> Yes <input type="checkbox"/> No		Custody Seal No.:				Cooler Temp. (°C): Obs'd:				Corr'd:				Therm ID No.:											
Relinquished by: <i>MARK MANN</i>		Company: <i>WSP</i>				Date/Time: <i>08/09/23 755</i>				Received by: <i>MICK CEMMILL</i>				Company: <i>Now</i>				Date/Time: <i>8/9/23 755 AM</i>							
Relinquished by:		Company:				Date/Time:				Received by:				Company:				Date/Time:							
Relinquished by:		Company:				Date/Time:				Received in Laboratory by: <i>C. Mann</i>				Company: <i>EUROFINS</i>				Date/Time: <i>8/9/23 1115</i>							



680-238849 Chain of Custody

Login Sample Receipt Checklist

Client: Southern Company

Job Number: 680-238849-1

Login Number: 238849

List Number: 1

Creator: Munro, Caroline

List Source: Eurofins Savannah

Question	Answer	Comment
Radioactivity wasn't checked or is \leq background as measured by a survey meter.	N/A	
The cooler's custody seal, if present, is intact.	True	
Sample custody seals, if present, are intact.	True	
The cooler or samples do not appear to have been compromised or tampered with.	True	
Samples were received on ice.	True	
Cooler Temperature is acceptable.	True	
Cooler Temperature is recorded.	True	
COC is present.	True	
COC is filled out in ink and legible.	True	
COC is filled out with all pertinent information.	True	
Is the Field Sampler's name present on COC?	True	
There are no discrepancies between the containers received and the COC.	True	
Samples are received within Holding Time (excluding tests with immediate HTs)	True	
Sample containers have legible labels.	True	
Containers are not broken or leaking.	True	
Sample collection date/times are provided.	True	
Appropriate sample containers are used.	True	
Sample bottles are completely filled.	True	
Sample Preservation Verified.	N/A	
There is sufficient vol. for all requested analyses, incl. any requested MS/MSDs	True	
Containers requiring zero headspace have no headspace or bubble is <math><6\text{mm}</math> (1/4").	N/A	
Multiphasic samples are not present.	True	
Samples do not require splitting or compositing.	True	
Residual Chlorine Checked.	N/A	



ANALYTICAL REPORT

PREPARED FOR

Attn: Joju Abraham
Southern Company
241 Ralph McGill Blvd SE
B10185
Atlanta, Georgia 30308

Generated 8/30/2023 1:11:16 PM

JOB DESCRIPTION

CCR - Plant Scherer Ash Pond

JOB NUMBER

680-238490-2

Eurofins Savannah

Job Notes

This report may not be reproduced except in full, and with written approval from the laboratory. The results relate only to the samples tested. For questions please contact the Project Manager at the e-mail address or telephone number listed on this page.

The test results in this report relate only to the samples as received by the laboratory and will meet all requirements of the methodology, with any exceptions noted. This report shall not be reproduced except in full, without the express written approval of the laboratory. All questions should be directed to the Eurofins Environment Testing Southeast, LLC Project Manager.

Authorization



Generated
8/30/2023 1:11:16 PM

Authorized for release by
David Fuller, Project Manager
David.Fuller@et.eurofinsus.com
(770)344-8986

Definitions/Glossary

Client: Southern Company
Project/Site: CCR - Plant Scherer Ash Pond

Job ID: 680-238490-2

Qualifiers

Rad

Qualifier	Qualifier Description
U	Result is less than the sample detection limit.

Glossary

Abbreviation	These commonly used abbreviations may or may not be present in this report.
α	Listed under the "D" column to designate that the result is reported on a dry weight basis
%R	Percent Recovery
CFL	Contains Free Liquid
CFU	Colony Forming Unit
CNF	Contains No Free Liquid
DER	Duplicate Error Ratio (normalized absolute difference)
Dil Fac	Dilution Factor
DL	Detection Limit (DoD/DOE)
DL, RA, RE, IN	Indicates a Dilution, Re-analysis, Re-extraction, or additional Initial metals/anion analysis of the sample
DLC	Decision Level Concentration (Radiochemistry)
EDL	Estimated Detection Limit (Dioxin)
LOD	Limit of Detection (DoD/DOE)
LOQ	Limit of Quantitation (DoD/DOE)
MCL	EPA recommended "Maximum Contaminant Level"
MDA	Minimum Detectable Activity (Radiochemistry)
MDC	Minimum Detectable Concentration (Radiochemistry)
MDL	Method Detection Limit
ML	Minimum Level (Dioxin)
MPN	Most Probable Number
MQL	Method Quantitation Limit
NC	Not Calculated
ND	Not Detected at the reporting limit (or MDL or EDL if shown)
NEG	Negative / Absent
POS	Positive / Present
PQL	Practical Quantitation Limit
PRES	Presumptive
QC	Quality Control
RER	Relative Error Ratio (Radiochemistry)
RL	Reporting Limit or Requested Limit (Radiochemistry)
RPD	Relative Percent Difference, a measure of the relative difference between two points
TEF	Toxicity Equivalent Factor (Dioxin)
TEQ	Toxicity Equivalent Quotient (Dioxin)
TNTC	Too Numerous To Count

Sample Summary

Client: Southern Company
Project/Site: CCR - Plant Scherer Ash Pond

Job ID: 680-238490-2

Lab Sample ID	Client Sample ID	Matrix	Collected	Received
680-238490-1	SCH-SGWA-1	Water	08/01/23 13:29	08/02/23 11:24
680-238490-2	SCH-SGWA-2	Water	08/01/23 15:07	08/02/23 11:24
680-238490-3	SCH-SGWA-5	Water	08/01/23 14:22	08/02/23 11:24
680-238490-4	SCH-SGWC-6	Water	08/01/23 16:18	08/02/23 11:24
680-238490-5	SCH-AP1-FD-1	Water	08/01/23 00:00	08/02/23 11:24

- 1
- 2
- 3
- 4
- 5
- 6
- 7
- 8
- 9
- 10
- 11
- 12
- 13

Case Narrative

Client: Southern Company
Project/Site: CCR - Plant Scherer Ash Pond

Job ID: 680-238490-2

Job ID: 680-238490-2

Laboratory: Eurofins Savannah

Narrative

**Job Narrative
680-238490-2**

Receipt

The samples were received on 8/2/2023 11:24 AM. Unless otherwise noted below, the samples arrived in good condition, and, where required, properly preserved and on ice. The temperatures of the 2 coolers at receipt time were 0.4°C and 4.0°C

Gas Flow Proportional Counter

Method 9315_Ra226: Radium-226 batch 622922 Any minimum detectable concentration (MDC), critical value (DLC), or Safe Drinking Water Act detection limit (SDWA DL) is sample-specific unless otherwise stated elsewhere in this narrative. Radiochemistry sample results are reported with the count date/time applied as the Activity Reference Date. SCH-SGWA-1 (680-238490-1), SCH-SGWA-2 (680-238490-2), SCH-SGWA-5 (680-238490-3), SCH-SGWC-6 (680-238490-4), SCH-AP1-FD-1 (680-238490-5), (LCS 160-622922/2-A), (MB 160-622922/1-A), (380-57094-U-1-A) and (380-57094-R-1-D DU)

Method 9320_Ra228: Radium-228 batch 622923 Any minimum detectable concentration (MDC), critical value (DLC), or Safe Drinking Water Act detection limit (SDWA DL) is sample-specific unless otherwise stated elsewhere in this narrative. Radiochemistry sample results are reported with the count date/time applied as the Activity Reference Date. SCH-SGWA-1 (680-238490-1), SCH-SGWA-2 (680-238490-2), SCH-SGWA-5 (680-238490-3), SCH-SGWC-6 (680-238490-4), SCH-AP1-FD-1 (680-238490-5), (LCS 160-622923/2-A), (MB 160-622923/1-A), (380-57094-U-1-B) and (380-57094-R-1-B DU)

No additional analytical or quality issues were noted, other than those described above or in the Definitions/ Glossary page.

Rad

No additional analytical or quality issues were noted, other than those described above or in the Definitions/ Glossary page.



Client Sample Results

Client: Southern Company
Project/Site: CCR - Plant Scherer Ash Pond

Job ID: 680-238490-2

Client Sample ID: SCH-SGWA-1

Lab Sample ID: 680-238490-1

Date Collected: 08/01/23 13:29

Matrix: Water

Date Received: 08/02/23 11:24

Method: SW846 9315 - Radium-226 (GFPC)

Analyte	Result	Qualifier	Count	Total	RL	MDC	Unit	Prepared	Analyzed	Dil Fac
			Uncert.	Uncert.						
			(2σ+/-)	(2σ+/-)						
Radium-226	-0.0114	U	0.0643	0.0643	1.00	0.133	pCi/L	08/04/23 09:20	08/28/23 14:48	1
Carrier	%Yield	Qualifier	Limits					Prepared	Analyzed	Dil Fac
Ba Carrier	91.9		30 - 110					08/04/23 09:20	08/28/23 14:48	1

Method: SW846 9320 - Radium-228 (GFPC)

Analyte	Result	Qualifier	Count	Total	RL	MDC	Unit	Prepared	Analyzed	Dil Fac
			Uncert.	Uncert.						
			(2σ+/-)	(2σ+/-)						
Radium-228	-0.285	U	0.282	0.283	1.00	0.609	pCi/L	08/04/23 09:24	08/17/23 14:21	1
Carrier	%Yield	Qualifier	Limits					Prepared	Analyzed	Dil Fac
Ba Carrier	91.9		30 - 110					08/04/23 09:24	08/17/23 14:21	1
Y Carrier	83.0		30 - 110					08/04/23 09:24	08/17/23 14:21	1

Method: TAL-STL Ra226_Ra228 - Combined Radium-226 and Radium-228

Analyte	Result	Qualifier	Count	Total	RL	MDC	Unit	Prepared	Analyzed	Dil Fac
			Uncert.	Uncert.						
			(2σ+/-)	(2σ+/-)						
Combined Radium 226 + 228	-0.296	U	0.289	0.290	5.00	0.609	pCi/L		08/29/23 12:47	1

Client Sample ID: SCH-SGWA-2

Lab Sample ID: 680-238490-2

Date Collected: 08/01/23 15:07

Matrix: Water

Date Received: 08/02/23 11:24

Method: SW846 9315 - Radium-226 (GFPC)

Analyte	Result	Qualifier	Count	Total	RL	MDC	Unit	Prepared	Analyzed	Dil Fac
			Uncert.	Uncert.						
			(2σ+/-)	(2σ+/-)						
Radium-226	0.00753	U	0.0607	0.0607	1.00	0.118	pCi/L	08/04/23 09:20	08/28/23 14:50	1
Carrier	%Yield	Qualifier	Limits					Prepared	Analyzed	Dil Fac
Ba Carrier	91.2		30 - 110					08/04/23 09:20	08/28/23 14:50	1

Method: SW846 9320 - Radium-228 (GFPC)

Analyte	Result	Qualifier	Count	Total	RL	MDC	Unit	Prepared	Analyzed	Dil Fac
			Uncert.	Uncert.						
			(2σ+/-)	(2σ+/-)						
Radium-228	-0.00252	U	0.363	0.363	1.00	0.673	pCi/L	08/04/23 09:24	08/17/23 14:21	1
Carrier	%Yield	Qualifier	Limits					Prepared	Analyzed	Dil Fac
Ba Carrier	91.2		30 - 110					08/04/23 09:24	08/17/23 14:21	1
Y Carrier	79.3		30 - 110					08/04/23 09:24	08/17/23 14:21	1

Client Sample Results

Client: Southern Company
 Project/Site: CCR - Plant Scherer Ash Pond

Job ID: 680-238490-2

Client Sample ID: SCH-SGWA-2

Lab Sample ID: 680-238490-2

Date Collected: 08/01/23 15:07

Matrix: Water

Date Received: 08/02/23 11:24

Method: TAL-STL Ra226_Ra228 - Combined Radium-226 and Radium-228

Analyte	Result	Qualifier	Count Uncert. (2σ+/-)	Total Uncert. (2σ+/-)	RL	MDC	Unit	Prepared	Analyzed	Dil Fac
Combined Radium 226 + 228	0.00501	U	0.368	0.368	5.00	0.673	pCi/L		08/29/23 12:47	1

Client Sample ID: SCH-SGWA-5

Lab Sample ID: 680-238490-3

Date Collected: 08/01/23 14:22

Matrix: Water

Date Received: 08/02/23 11:24

Method: SW846 9315 - Radium-226 (GFPC)

Analyte	Result	Qualifier	Count Uncert. (2σ+/-)	Total Uncert. (2σ+/-)	RL	MDC	Unit	Prepared	Analyzed	Dil Fac
Radium-226	0.103	U	0.0744	0.0750	1.00	0.104	pCi/L	08/04/23 09:20	08/28/23 14:50	1
Carrier	%Yield	Qualifier	Limits					Prepared	Analyzed	Dil Fac
Ba Carrier	86.5		30 - 110					08/04/23 09:20	08/28/23 14:50	1

Method: SW846 9320 - Radium-228 (GFPC)

Analyte	Result	Qualifier	Count Uncert. (2σ+/-)	Total Uncert. (2σ+/-)	RL	MDC	Unit	Prepared	Analyzed	Dil Fac
Radium-228	-0.309	U	0.328	0.329	1.00	0.695	pCi/L	08/04/23 09:24	08/17/23 14:21	1
Carrier	%Yield	Qualifier	Limits					Prepared	Analyzed	Dil Fac
Ba Carrier	86.5		30 - 110					08/04/23 09:24	08/17/23 14:21	1
Y Carrier	80.7		30 - 110					08/04/23 09:24	08/17/23 14:21	1

Method: TAL-STL Ra226_Ra228 - Combined Radium-226 and Radium-228

Analyte	Result	Qualifier	Count Uncert. (2σ+/-)	Total Uncert. (2σ+/-)	RL	MDC	Unit	Prepared	Analyzed	Dil Fac
Combined Radium 226 + 228	-0.205	U	0.336	0.337	5.00	0.695	pCi/L		08/29/23 12:47	1

Client Sample ID: SCH-SGWC-6

Lab Sample ID: 680-238490-4

Date Collected: 08/01/23 16:18

Matrix: Water

Date Received: 08/02/23 11:24

Method: SW846 9315 - Radium-226 (GFPC)

Analyte	Result	Qualifier	Count Uncert. (2σ+/-)	Total Uncert. (2σ+/-)	RL	MDC	Unit	Prepared	Analyzed	Dil Fac
Radium-226	0.00732	U	0.0552	0.0552	1.00	0.110	pCi/L	08/04/23 09:20	08/28/23 14:50	1
Carrier	%Yield	Qualifier	Limits					Prepared	Analyzed	Dil Fac
Ba Carrier	86.3		30 - 110					08/04/23 09:20	08/28/23 14:50	1

Client Sample Results

Client: Southern Company
Project/Site: CCR - Plant Scherer Ash Pond

Job ID: 680-238490-2

Client Sample ID: SCH-SGWC-6

Lab Sample ID: 680-238490-4

Date Collected: 08/01/23 16:18

Matrix: Water

Date Received: 08/02/23 11:24

Method: SW846 9320 - Radium-228 (GFPC)

Analyte	Result	Qualifier	Count Uncert. (2σ+/-)	Total Uncert. (2σ+/-)	RL	MDC	Unit	Prepared	Analyzed	Dil Fac
Radium-228	0.103	U	0.383	0.383	1.00	0.687	pCi/L	08/04/23 09:24	08/17/23 14:21	1
Carrier	%Yield	Qualifier	Limits					Prepared	Analyzed	Dil Fac
Ba Carrier	86.3		30 - 110					08/04/23 09:24	08/17/23 14:21	1
Y Carrier	80.4		30 - 110					08/04/23 09:24	08/17/23 14:21	1

Method: TAL-STL Ra226_Ra228 - Combined Radium-226 and Radium-228

Analyte	Result	Qualifier	Count Uncert. (2σ+/-)	Total Uncert. (2σ+/-)	RL	MDC	Unit	Prepared	Analyzed	Dil Fac
Combined Radium 226 + 228	0.110	U	0.387	0.387	5.00	0.687	pCi/L		08/29/23 12:47	1

Client Sample ID: SCH-AP1-FD-1

Lab Sample ID: 680-238490-5

Date Collected: 08/01/23 00:00

Matrix: Water

Date Received: 08/02/23 11:24

Method: SW846 9315 - Radium-226 (GFPC)

Analyte	Result	Qualifier	Count Uncert. (2σ+/-)	Total Uncert. (2σ+/-)	RL	MDC	Unit	Prepared	Analyzed	Dil Fac
Radium-226	-0.00146	U	0.0529	0.0529	1.00	0.110	pCi/L	08/04/23 09:20	08/28/23 14:49	1
Carrier	%Yield	Qualifier	Limits					Prepared	Analyzed	Dil Fac
Ba Carrier	90.4		30 - 110					08/04/23 09:20	08/28/23 14:49	1

Method: SW846 9320 - Radium-228 (GFPC)

Analyte	Result	Qualifier	Count Uncert. (2σ+/-)	Total Uncert. (2σ+/-)	RL	MDC	Unit	Prepared	Analyzed	Dil Fac
Radium-228	0.421	U	0.405	0.407	1.00	0.649	pCi/L	08/04/23 09:24	08/17/23 14:21	1
Carrier	%Yield	Qualifier	Limits					Prepared	Analyzed	Dil Fac
Ba Carrier	90.4		30 - 110					08/04/23 09:24	08/17/23 14:21	1
Y Carrier	79.3		30 - 110					08/04/23 09:24	08/17/23 14:21	1

Method: TAL-STL Ra226_Ra228 - Combined Radium-226 and Radium-228

Analyte	Result	Qualifier	Count Uncert. (2σ+/-)	Total Uncert. (2σ+/-)	RL	MDC	Unit	Prepared	Analyzed	Dil Fac
Combined Radium 226 + 228	0.420	U	0.408	0.410	5.00	0.649	pCi/L		08/29/23 12:47	1

Tracer/Carrier Summary

Client: Southern Company
 Project/Site: CCR - Plant Scherer Ash Pond

Job ID: 680-238490-2

Method: 9315 - Radium-226 (GFPC)

Matrix: Water

Prep Type: Total/NA

		Percent Yield (Acceptance Limits)	
Lab Sample ID	Client Sample ID	Ba (30-110)	
380-57094-R-1-D DU	Duplicate	91.2	
680-238490-1	SCH-SGWA-1	91.9	
680-238490-2	SCH-SGWA-2	91.2	
680-238490-3	SCH-SGWA-5	86.5	
680-238490-4	SCH-SGWC-6	86.3	
680-238490-5	SCH-AP1-FD-1	90.4	
LCS 160-622922/2-A	Lab Control Sample	90.4	
MB 160-622922/1-A	Method Blank	90.2	
Tracer/Carrier Legend			
Ba = Ba Carrier			

Method: 9320 - Radium-228 (GFPC)

Matrix: Water

Prep Type: Total/NA

		Percent Yield (Acceptance Limits)	
Lab Sample ID	Client Sample ID	Ba (30-110)	Y (30-110)
380-57094-R-1-B DU	Duplicate	91.2	79.6
680-238490-1	SCH-SGWA-1	91.9	83.0
680-238490-2	SCH-SGWA-2	91.2	79.3
680-238490-3	SCH-SGWA-5	86.5	80.7
680-238490-4	SCH-SGWC-6	86.3	80.4
680-238490-5	SCH-AP1-FD-1	90.4	79.3
LCS 160-622923/2-A	Lab Control Sample	90.4	77.8
MB 160-622923/1-A	Method Blank	90.2	78.5
Tracer/Carrier Legend			
Ba = Ba Carrier			
Y = Y Carrier			

QC Sample Results

Client: Southern Company
Project/Site: CCR - Plant Scherer Ash Pond

Job ID: 680-238490-2

Method: 9315 - Radium-226 (GFPC)

Lab Sample ID: MB 160-622922/1-A
Matrix: Water
Analysis Batch: 625667

Client Sample ID: Method Blank
Prep Type: Total/NA
Prep Batch: 622922

Analyte	MB	MB	Count	Total	RL	MDC	Unit	Prepared	Analyzed	Dil Fac
	Result	Qualifier	Uncert. (2σ+/-)	Uncert. (2σ+/-)						
Radium-226	0.06384	U	0.0593	0.0596	1.00	0.0889	pCi/L	08/04/23 09:20	08/28/23 14:46	1
Carrier	MB %Yield	MB Qualifier	Limits		Prepared	Analyzed	Dil Fac			
Ba Carrier	90.2		30 - 110		08/04/23 09:20	08/28/23 14:46	1			

Lab Sample ID: LCS 160-622922/2-A
Matrix: Water
Analysis Batch: 625667

Client Sample ID: Lab Control Sample
Prep Type: Total/NA
Prep Batch: 622922

Analyte	Spike Added	LCS Result	LCS Qual	Total	RL	MDC	Unit	%Rec	%Rec Limits
				Uncert. (2σ+/-)					
Radium-226	11.3	10.14		1.06	1.00	0.0982	pCi/L	90	75 - 125
Carrier	LCS %Yield	LCS Qualifier	Limits						
Ba Carrier	90.4		30 - 110						

Lab Sample ID: 380-57094-R-1-D DU
Matrix: Water
Analysis Batch: 625667

Client Sample ID: Duplicate
Prep Type: Total/NA
Prep Batch: 622922

Analyte	Sample	Sample	DU	DU	Total	RL	MDC	Unit	RER	Limit
	Result	Qual	Result	Qual	Uncert. (2σ+/-)					
Radium-226	0.0583	U	0.1500		0.0823	1.00	0.0618	pCi/L	0.63	1
Carrier	DU %Yield	DU Qualifier	Limits							
Ba Carrier	91.2		30 - 110							

Method: 9320 - Radium-228 (GFPC)

Lab Sample ID: MB 160-622923/1-A
Matrix: Water
Analysis Batch: 624477

Client Sample ID: Method Blank
Prep Type: Total/NA
Prep Batch: 622923

Analyte	MB	MB	Count	Total	RL	MDC	Unit	Prepared	Analyzed	Dil Fac
	Result	Qualifier	Uncert. (2σ+/-)	Uncert. (2σ+/-)						
Radium-228	0.1416	U	0.339	0.340	1.00	0.599	pCi/L	08/04/23 09:24	08/17/23 14:17	1
Carrier	MB %Yield	MB Qualifier	Limits		Prepared	Analyzed	Dil Fac			
Ba Carrier	90.2		30 - 110		08/04/23 09:24	08/17/23 14:17	1			
Y Carrier	78.5		30 - 110		08/04/23 09:24	08/17/23 14:17	1			

QC Sample Results

Client: Southern Company
 Project/Site: CCR - Plant Scherer Ash Pond

Job ID: 680-238490-2

Method: 9320 - Radium-228 (GFPC) (Continued)

Lab Sample ID: LCS 160-622923/2-A
Matrix: Water
Analysis Batch: 624477

Client Sample ID: Lab Control Sample
Prep Type: Total/NA
Prep Batch: 622923

Analyte	Spike Added	LCS Result	LCS Qual	Total Uncert. (2σ+/-)	RL	MDC	Unit	%Rec	%Rec Limits
		LCS	LCS						
Carrier	%Yield	Qualifier	Limits						
Ba Carrier	90.4		30 - 110						
Y Carrier	77.8		30 - 110						

Lab Sample ID: 380-57094-R-1-B DU
Matrix: Water
Analysis Batch: 624477

Client Sample ID: Duplicate
Prep Type: Total/NA
Prep Batch: 622923

Analyte	Sample Result	Sample Qual	DU Result	DU Qual	Total Uncert. (2σ+/-)	RL	MDC	Unit	RER	Limit
		DU	DU							
Carrier	%Yield	Qualifier	Limits							
Ba Carrier	91.2		30 - 110							
Y Carrier	79.6		30 - 110							

QC Association Summary

Client: Southern Company
Project/Site: CCR - Plant Scherer Ash Pond

Job ID: 680-238490-2

Rad

Prep Batch: 622922

Lab Sample ID	Client Sample ID	Prep Type	Matrix	Method	Prep Batch
680-238490-1	SCH-SGWA-1	Total/NA	Water	PrecSep-21	
680-238490-2	SCH-SGWA-2	Total/NA	Water	PrecSep-21	
680-238490-3	SCH-SGWA-5	Total/NA	Water	PrecSep-21	
680-238490-4	SCH-SGWC-6	Total/NA	Water	PrecSep-21	
680-238490-5	SCH-AP1-FD-1	Total/NA	Water	PrecSep-21	
MB 160-622922/1-A	Method Blank	Total/NA	Water	PrecSep-21	
LCS 160-622922/2-A	Lab Control Sample	Total/NA	Water	PrecSep-21	
380-57094-R-1-D DU	Duplicate	Total/NA	Water	PrecSep-21	

Prep Batch: 622923

Lab Sample ID	Client Sample ID	Prep Type	Matrix	Method	Prep Batch
680-238490-1	SCH-SGWA-1	Total/NA	Water	PrecSep_0	
680-238490-2	SCH-SGWA-2	Total/NA	Water	PrecSep_0	
680-238490-3	SCH-SGWA-5	Total/NA	Water	PrecSep_0	
680-238490-4	SCH-SGWC-6	Total/NA	Water	PrecSep_0	
680-238490-5	SCH-AP1-FD-1	Total/NA	Water	PrecSep_0	
MB 160-622923/1-A	Method Blank	Total/NA	Water	PrecSep_0	
LCS 160-622923/2-A	Lab Control Sample	Total/NA	Water	PrecSep_0	
380-57094-R-1-B DU	Duplicate	Total/NA	Water	PrecSep_0	

Lab Chronicle

Client: Southern Company
Project/Site: CCR - Plant Scherer Ash Pond

Job ID: 680-238490-2

Client Sample ID: SCH-SGWA-1

Lab Sample ID: 680-238490-1

Date Collected: 08/01/23 13:29

Matrix: Water

Date Received: 08/02/23 11:24

Prep Type	Batch Type	Batch Method	Run	Dil Factor	Initial Amount	Final Amount	Batch Number	Prepared or Analyzed	Analyst	Lab
Total/NA	Prep	PrecSep-21			997.34 mL	1.0 g	622922	08/04/23 09:20	KAC	EET SL
Total/NA	Analysis	9315		1			625667	08/28/23 14:48	FLC	EET SL
Instrument ID: GFPCBLUE										
Total/NA	Prep	PrecSep_0			997.34 mL	1.0 g	622923	08/04/23 09:24	KAC	EET SL
Total/NA	Analysis	9320		1			624596	08/17/23 14:21	FLC	EET SL
Instrument ID: GFPCBLUE										
Total/NA	Analysis	Ra226_Ra228		1			625891	08/29/23 12:47	SCB	EET SL
Instrument ID: NOEQUIP										

Client Sample ID: SCH-SGWA-2

Lab Sample ID: 680-238490-2

Date Collected: 08/01/23 15:07

Matrix: Water

Date Received: 08/02/23 11:24

Prep Type	Batch Type	Batch Method	Run	Dil Factor	Initial Amount	Final Amount	Batch Number	Prepared or Analyzed	Analyst	Lab
Total/NA	Prep	PrecSep-21			996.02 mL	1.0 g	622922	08/04/23 09:20	KAC	EET SL
Total/NA	Analysis	9315		1			625665	08/28/23 14:50	FLC	EET SL
Instrument ID: GFPCPURPLE										
Total/NA	Prep	PrecSep_0			996.02 mL	1.0 g	622923	08/04/23 09:24	KAC	EET SL
Total/NA	Analysis	9320		1			624596	08/17/23 14:21	FLC	EET SL
Instrument ID: GFPCBLUE										
Total/NA	Analysis	Ra226_Ra228		1			625891	08/29/23 12:47	SCB	EET SL
Instrument ID: NOEQUIP										

Client Sample ID: SCH-SGWA-5

Lab Sample ID: 680-238490-3

Date Collected: 08/01/23 14:22

Matrix: Water

Date Received: 08/02/23 11:24

Prep Type	Batch Type	Batch Method	Run	Dil Factor	Initial Amount	Final Amount	Batch Number	Prepared or Analyzed	Analyst	Lab
Total/NA	Prep	PrecSep-21			979.23 mL	1.0 g	622922	08/04/23 09:20	KAC	EET SL
Total/NA	Analysis	9315		1			625665	08/28/23 14:50	FLC	EET SL
Instrument ID: GFPCPURPLE										
Total/NA	Prep	PrecSep_0			979.23 mL	1.0 g	622923	08/04/23 09:24	KAC	EET SL
Total/NA	Analysis	9320		1			624596	08/17/23 14:21	FLC	EET SL
Instrument ID: GFPCBLUE										
Total/NA	Analysis	Ra226_Ra228		1			625891	08/29/23 12:47	SCB	EET SL
Instrument ID: NOEQUIP										

Client Sample ID: SCH-SGWC-6

Lab Sample ID: 680-238490-4

Date Collected: 08/01/23 16:18

Matrix: Water

Date Received: 08/02/23 11:24

Prep Type	Batch Type	Batch Method	Run	Dil Factor	Initial Amount	Final Amount	Batch Number	Prepared or Analyzed	Analyst	Lab
Total/NA	Prep	PrecSep-21			992.40 mL	1.0 g	622922	08/04/23 09:20	KAC	EET SL
Total/NA	Analysis	9315		1			625665	08/28/23 14:50	FLC	EET SL
Instrument ID: GFPCPURPLE										

Eurofins Savannah

Lab Chronicle

Client: Southern Company
 Project/Site: CCR - Plant Scherer Ash Pond

Job ID: 680-238490-2

Client Sample ID: SCH-SGWC-6

Lab Sample ID: 680-238490-4

Date Collected: 08/01/23 16:18

Matrix: Water

Date Received: 08/02/23 11:24

Prep Type	Batch Type	Batch Method	Run	Dil Factor	Initial Amount	Final Amount	Batch Number	Prepared or Analyzed	Analyst	Lab
Total/NA	Prep	PrecSep_0			992.40 mL	1.0 g	622923	08/04/23 09:24	KAC	EET SL
Total/NA	Analysis	9320		1			624596	08/17/23 14:21	FLC	EET SL
Instrument ID: GFPCBLUE										
Total/NA	Analysis	Ra226_Ra228		1			625891	08/29/23 12:47	SCB	EET SL
Instrument ID: NOEQUIP										

Client Sample ID: SCH-AP1-FD-1

Lab Sample ID: 680-238490-5

Date Collected: 08/01/23 00:00

Matrix: Water

Date Received: 08/02/23 11:24

Prep Type	Batch Type	Batch Method	Run	Dil Factor	Initial Amount	Final Amount	Batch Number	Prepared or Analyzed	Analyst	Lab
Total/NA	Prep	PrecSep-21			968.00 mL	1.0 g	622922	08/04/23 09:20	KAC	EET SL
Total/NA	Analysis	9315		1			625665	08/28/23 14:49	FLC	EET SL
Instrument ID: GFPCPURPLE										
Total/NA	Prep	PrecSep_0			968.00 mL	1.0 g	622923	08/04/23 09:24	KAC	EET SL
Total/NA	Analysis	9320		1			624596	08/17/23 14:21	FLC	EET SL
Instrument ID: GFPCBLUE										
Total/NA	Analysis	Ra226_Ra228		1			625891	08/29/23 12:47	SCB	EET SL
Instrument ID: NOEQUIP										

Laboratory References:

EET SL = Eurofins St. Louis, 13715 Rider Trail North, Earth City, MO 63045, TEL (314)298-8566

Accreditation/Certification Summary

Client: Southern Company
 Project/Site: CCR - Plant Scherer Ash Pond

Job ID: 680-238490-2

Laboratory: Eurofins St. Louis

All accreditations/certifications held by this laboratory are listed. Not all accreditations/certifications are applicable to this report.

Authority	Program	Identification Number	Expiration Date
Alaska (UST)	State	20-001	05-06-25
ANAB	Dept. of Defense ELAP	L2305	04-06-25
ANAB	Dept. of Energy	L2305.01	04-06-25
ANAB	ISO/IEC 17025	L2305	04-06-25
Arizona	State	AZ0813	12-08-23
California	Los Angeles County Sanitation Districts	10259	06-30-22 *
California	State	2886	06-30-24
Connecticut	State	PH-0241	03-31-25
Florida	NELAP	E87689	06-30-24
HI - RadChem Recognition	State	n/a	06-30-24
Illinois	NELAP	200023	11-30-23
Iowa	State	373	12-01-24
Kansas	NELAP	E-10236	10-31-23
Kentucky (DW)	State	KY90125	12-31-23
Kentucky (WW)	State	KY90125 (Permit KY0004049)	12-31-23
Louisiana	NELAP	04080	06-30-22 *
Louisiana (All)	NELAP	04080	06-30-24
Louisiana (DW)	State	LA011	12-31-23
Maryland	State	310	09-30-24
Massachusetts	State	M-MO054	06-30-24
MI - RadChem Recognition	State	9005	06-30-24
Missouri	State	780	06-30-25
Nevada	State	MO000542020-1	07-31-24
New Jersey	NELAP	MO002	06-30-24
New Mexico	State	MO00054	06-30-24
New York	NELAP	11616	03-31-24
North Carolina (DW)	State	29700	07-31-24
North Dakota	State	R-207	06-30-23 *
Oklahoma	NELAP	9997	08-31-23
Oregon	NELAP	4157	09-01-23
Pennsylvania	NELAP	68-00540	02-28-24
South Carolina	State	85002001	06-30-23 *
Texas	NELAP	T104704193	07-31-24
US Fish & Wildlife	US Federal Programs	058448	07-31-24
USDA	US Federal Programs	P330-17-00028	05-18-26
Utah	NELAP	MO000542021-14	07-31-23 *
Virginia	NELAP	10310	06-15-25
Washington	State	C592	08-30-23
West Virginia DEP	State	381	10-31-23

* Accreditation/Certification renewal pending - accreditation/certification considered valid.

Method Summary

Client: Southern Company
Project/Site: CCR - Plant Scherer Ash Pond

Job ID: 680-238490-2

Method	Method Description	Protocol	Laboratory
9315	Radium-226 (GFPC)	SW846	EET SL
9320	Radium-228 (GFPC)	SW846	EET SL
Ra226_Ra228	Combined Radium-226 and Radium-228	TAL-STL	EET SL
PrecSep_0	Preparation, Precipitate Separation	None	EET SL
PrecSep-21	Preparation, Precipitate Separation (21-Day In-Growth)	None	EET SL

Protocol References:

None = None

SW846 = "Test Methods For Evaluating Solid Waste, Physical/Chemical Methods", Third Edition, November 1986 And Its Updates.

TAL-STL = TestAmerica Laboratories, St. Louis, Facility Standard Operating Procedure.

Laboratory References:

EET SL = Eurofins St. Louis, 13715 Rider Trail North, Earth City, MO 63045, TEL (314)298-8566



Chain of Custody Record



Client Information (Sub Contract Lab)		Carrier Tracking Note(s)	COC No 680-746026 1
Client Contact Shipping/Receiving	Lab PM Fuller, David	State of Origin Georgia	Page Page 1 of 1
Company TestAmerica Laboratories, Inc.	E-Mail David.Fuller@eurofins.com	Accreditations Required (See note) NELAP - Florida, State - Georgia	Job # 680-238490-2
Address 13715 Rider Trail North	Due Date Requested 8/31/2023	Preservation Codes: M - Hexane N - None O - AsNaO2 P - Na2O4S Q - Na2SO3 R - Na2SO3 S - H2SO4 T - TSP Dodecahydrate U - Acetone V - MCAA W - pH 4.5 X - Trizma Y - EDTA Z - other (specify) Other:	
City Earth City	TAT Requested (days)	Analysis Requested	
State, Zip MO, 63045	PO #	Total Number of containers	
Phone 314-298-8566(Tel) 314-298-8757(Fax)	WO #	9315_Ra226/PreSep_21 Radium-226 (GFC) 21 day 9320_Ra228/PreSep_0 Radium-228 (GFC) Ra226Ra228_GFP/Combined Radium-226 and Radium-228	
Email	Project # 68027798	Perform MS/MSD (Yes or No) <input checked="" type="checkbox"/> Field Filtered Sample (Yes or No) <input checked="" type="checkbox"/> Special Instructions/Note:	
Site CCR - Plant Scherer Ash Pond	SSOW#	Matrix (Water, Solid, Organic, Inorganic, BT-Tissue, Air)	
Sample Identification - Client ID (Lab ID)	Sample Date	Sample Time	Sample Type (C=Comp, G=grab) Preservation Code
SCH-SGWA-1 (680-238490-1)	8/1/23	13:29 Eastern	Water
SCH-SGWA-2 (680-238490-2)	8/1/23	15:07 Eastern	Water
SCH-SGWA-5 (680-238490-3)	8/1/23	14:22 Eastern	Water
SCH-SGWC-6 (680-238490-4)	8/1/23	16:18 Eastern	Water
SCH-API-FD-1 (680-238490-5)	8/1/23	Eastern	Water

Note: Since laboratory accreditations are subject to change, Eurofins Environment Testing Southeast, LLC places the ownership of method, analyte, & accreditation compliance upon our subcontract laboratories. This sample shipment is forwarded under chain-of-custody. If the laboratory does not currently maintain accreditation in the State of Origin listed above for analysis/matrix being analyzed, the samples must be shipped back to the Eurofins Environment Testing Southeast, LLC laboratory or other instructions will be provided. Any changes to accreditation status should be brought to Eurofins Environment Testing Southeast, LLC attention immediately. If all requested accreditations are current to date, return the signed Chain of Custody attesting to said compliance to Eurofins Environment Testing Southeast, LLC

Possible Hazard Identification
 Unconfirmed
 Deliverable Requested: I, II, III, IV, Other (specify) Primary Deliverable Rank: 2
 Sample Disposal (A fee may be assessed if samples are retained longer than 1 month)
 Return To Client Disposal By Lab Archive For Months

Empty Kit Relinquished by	Date	Method of Shipment
Relinquished by TH	08-06-23	FED EX
Relinquished by	Date/Time	Received by
Relinquished by	17:20	Sena Worthington
Custody Seals Intact	Date/Time	Received by
Yes <input type="checkbox"/> No <input type="checkbox"/>	03 2023	080
Custody Seal No.:	Date/Time	Company
		Company
		Company
Cooler Temperature(s) °C and Other Remarks		

Login Sample Receipt Checklist

Client: Southern Company

Job Number: 680-238490-2

Login Number: 238490

List Number: 1

Creator: Padayao, Abigail

List Source: Eurofins Savannah

Question	Answer	Comment
Radioactivity wasn't checked or is </= background as measured by a survey meter.	N/A	
The cooler's custody seal, if present, is intact.	True	
Sample custody seals, if present, are intact.	True	
The cooler or samples do not appear to have been compromised or tampered with.	True	
Samples were received on ice.	True	
Cooler Temperature is acceptable.	True	
Cooler Temperature is recorded.	True	
COC is present.	True	
COC is filled out in ink and legible.	True	
COC is filled out with all pertinent information.	True	
Is the Field Sampler's name present on COC?	True	
There are no discrepancies between the containers received and the COC.	True	
Samples are received within Holding Time (excluding tests with immediate HTs)	True	
Sample containers have legible labels.	True	
Containers are not broken or leaking.	True	
Sample collection date/times are provided.	True	
Appropriate sample containers are used.	True	
Sample bottles are completely filled.	True	
Sample Preservation Verified.	True	
There is sufficient vol. for all requested analyses, incl. any requested MS/MSDs	True	
Containers requiring zero headspace have no headspace or bubble is <6mm (1/4").	True	
Multiphasic samples are not present.	True	
Samples do not require splitting or compositing.	True	
Residual Chlorine Checked.	N/A	



Login Sample Receipt Checklist

Client: Southern Company

Job Number: 680-238490-2

Login Number: 238490

List Number: 2

Creator: Pinette, Meadow L

List Source: Eurofins St. Louis

List Creation: 08/03/23 10:35 AM

Question	Answer	Comment
Radioactivity wasn't checked or is <=/ background as measured by a survey meter.	True	
The cooler's custody seal, if present, is intact.	True	
Sample custody seals, if present, are intact.	True	
The cooler or samples do not appear to have been compromised or tampered with.	True	
Samples were received on ice.	True	
Cooler Temperature is acceptable.	True	
Cooler Temperature is recorded.	True	
COC is present.	True	
COC is filled out in ink and legible.	True	
COC is filled out with all pertinent information.	True	
Is the Field Sampler's name present on COC?	True	
There are no discrepancies between the containers received and the COC.	True	
Samples are received within Holding Time (excluding tests with immediate HTs)	True	
Sample containers have legible labels.	True	
Containers are not broken or leaking.	True	
Sample collection date/times are provided.	True	
Appropriate sample containers are used.	True	
Sample bottles are completely filled.	True	
Sample Preservation Verified.	True	
There is sufficient vol. for all requested analyses, incl. any requested MS/MSDs	True	
Containers requiring zero headspace have no headspace or bubble is <6mm (1/4").	True	
Multiphasic samples are not present.	True	
Samples do not require splitting or compositing.	True	
Residual Chlorine Checked.	N/A	





ANALYTICAL REPORT

PREPARED FOR

Attn: Joju Abraham
Southern Company
241 Ralph McGill Blvd SE
B10185
Atlanta, Georgia 30308
Generated 9/14/2023 3:19:59 PM

JOB DESCRIPTION

CCR - Plant Scherer AP1 PZs

JOB NUMBER

680-238493-2

Eurofins Savannah

Job Notes

This report may not be reproduced except in full, and with written approval from the laboratory. The results relate only to the samples tested. For questions please contact the Project Manager at the e-mail address or telephone number listed on this page.

The test results in this report relate only to the samples as received by the laboratory and will meet all requirements of the methodology, with any exceptions noted. This report shall not be reproduced except in full, without the express written approval of the laboratory. All questions should be directed to the Eurofins Environment Testing Southeast, LLC Project Manager.

Authorization



Generated
9/14/2023 3:19:59 PM

Authorized for release by
David Fuller, Project Manager
David.Fuller@et.eurofinsus.com
(770)344-8986

Definitions/Glossary

Client: Southern Company
Project/Site: CCR - Plant Scherer AP1 PZs

Job ID: 680-238493-2

Qualifiers

Rad

Qualifier	Qualifier Description
U	Result is less than the sample detection limit.

Glossary

Abbreviation	These commonly used abbreviations may or may not be present in this report.
α	Listed under the "D" column to designate that the result is reported on a dry weight basis
%R	Percent Recovery
CFL	Contains Free Liquid
CFU	Colony Forming Unit
CNF	Contains No Free Liquid
DER	Duplicate Error Ratio (normalized absolute difference)
Dil Fac	Dilution Factor
DL	Detection Limit (DoD/DOE)
DL, RA, RE, IN	Indicates a Dilution, Re-analysis, Re-extraction, or additional Initial metals/anion analysis of the sample
DLC	Decision Level Concentration (Radiochemistry)
EDL	Estimated Detection Limit (Dioxin)
LOD	Limit of Detection (DoD/DOE)
LOQ	Limit of Quantitation (DoD/DOE)
MCL	EPA recommended "Maximum Contaminant Level"
MDA	Minimum Detectable Activity (Radiochemistry)
MDC	Minimum Detectable Concentration (Radiochemistry)
MDL	Method Detection Limit
ML	Minimum Level (Dioxin)
MPN	Most Probable Number
MQL	Method Quantitation Limit
NC	Not Calculated
ND	Not Detected at the reporting limit (or MDL or EDL if shown)
NEG	Negative / Absent
POS	Positive / Present
PQL	Practical Quantitation Limit
PRES	Presumptive
QC	Quality Control
RER	Relative Error Ratio (Radiochemistry)
RL	Reporting Limit or Requested Limit (Radiochemistry)
RPD	Relative Percent Difference, a measure of the relative difference between two points
TEF	Toxicity Equivalent Factor (Dioxin)
TEQ	Toxicity Equivalent Quotient (Dioxin)
TNTC	Too Numerous To Count

Sample Summary

Client: Southern Company
Project/Site: CCR - Plant Scherer AP1 PZs

Job ID: 680-238493-2

Lab Sample ID	Client Sample ID	Matrix	Collected	Received
680-238493-1	SCH-PZ-14S	Water	08/01/23 16:48	08/02/23 11:24
680-238493-2	SCH-PZ-17I	Water	08/01/23 16:00	08/02/23 11:24
680-238493-3	SCH-PZ-40I	Water	08/01/23 14:10	08/02/23 11:24

1

2

3

4

5

6

7

8

9

10

11

12

13

Case Narrative

Client: Southern Company
Project/Site: CCR - Plant Scherer AP1 PZs

Job ID: 680-238493-2

Job ID: 680-238493-2

Laboratory: Eurofins Savannah

Narrative

Job Narrative 680-238493-2

Receipt

The samples were received on 8/2/2023 11:24 AM. Unless otherwise noted below, the samples arrived in good condition, and, where required, properly preserved and on ice. The temperature of the cooler at receipt time was 4.1°C

Gas Flow Proportional Counter

Method 9315_Ra226: Radium-226 batch 622922 Any minimum detectable concentration (MDC), critical value (DLC), or Safe Drinking Water Act detection limit (SDWA DL) is sample-specific unless otherwise stated elsewhere in this narrative. Radiochemistry sample results are reported with the count date/time applied as the Activity Reference Date. SCH-PZ-14S (680-238493-1), SCH-PZ-17I (680-238493-2), (LCS 160-622922/2-A), (MB 160-622922/1-A), (380-57094-U-1-A) and (380-57094-R-1-D DU)

Method 9315_Ra226: Radium-226 prep batch 160-624486: Any minimum detectable concentration (MDC), critical value (DLC), or Safe Drinking Water Act detection limit (SDWA DL) is sample-specific unless otherwise stated elsewhere in this narrative. Radiochemistry sample results are reported with the count date/time applied as the Activity Reference Date. SCH-PZ-40I (680-238493-3), (LCS 160-624486/2-A), (MB 160-624486/1-A), (810-73689-A-1-A) and (810-73689-A-1-B DU)

Method 9320_Ra228: Radium-228 batch 622923 Any minimum detectable concentration (MDC), critical value (DLC), or Safe Drinking Water Act detection limit (SDWA DL) is sample-specific unless otherwise stated elsewhere in this narrative. Radiochemistry sample results are reported with the count date/time applied as the Activity Reference Date. SCH-PZ-14S (680-238493-1), SCH-PZ-17I (680-238493-2), (LCS 160-622923/2-A), (MB 160-622923/1-A), (380-57094-U-1-B) and (380-57094-R-1-B DU)

Method 9320_Ra228: Radium-228 prep batch 160-624488: Any minimum detectable concentration (MDC), critical value (DLC), or Safe Drinking Water Act detection limit (SDWA DL) is sample-specific unless otherwise stated elsewhere in this narrative. Radiochemistry sample results are reported with the count date/time applied as the Activity Reference Date. SCH-PZ-40I (680-238493-3), (LCS 160-624488/2-A), (MB 160-624488/1-A), (810-73689-A-1-C) and (810-73689-A-1-D DU)

No additional analytical or quality issues were noted, other than those described above or in the Definitions/ Glossary page.

Rad

No additional analytical or quality issues were noted, other than those described above or in the Definitions/ Glossary page.

Client Sample Results

Client: Southern Company
 Project/Site: CCR - Plant Scherer AP1 PZs

Job ID: 680-238493-2

Client Sample ID: SCH-PZ-14S

Lab Sample ID: 680-238493-1

Date Collected: 08/01/23 16:48

Matrix: Water

Date Received: 08/02/23 11:24

Method: SW846 9315 - Radium-226 (GFPC)

Analyte	Result	Qualifier	Count	Total	RL	MDC	Unit	Prepared	Analyzed	Dil Fac
			Uncert.	Uncert.						
			(2σ+/-)	(2σ+/-)						
Radium-226	-0.0134	U	0.0543	0.0543	1.00	0.117	pCi/L	08/04/23 09:20	08/28/23 14:49	1
Carrier	%Yield	Qualifier	Limits					Prepared	Analyzed	Dil Fac
Ba Carrier	87.0		30 - 110					08/04/23 09:20	08/28/23 14:49	1

Method: SW846 9320 - Radium-228 (GFPC)

Analyte	Result	Qualifier	Count	Total	RL	MDC	Unit	Prepared	Analyzed	Dil Fac
			Uncert.	Uncert.						
			(2σ+/-)	(2σ+/-)						
Radium-228	0.465	U	0.423	0.425	1.00	0.668	pCi/L	08/04/23 09:24	08/17/23 14:21	1
Carrier	%Yield	Qualifier	Limits					Prepared	Analyzed	Dil Fac
Ba Carrier	87.0		30 - 110					08/04/23 09:24	08/17/23 14:21	1
Y Carrier	78.5		30 - 110					08/04/23 09:24	08/17/23 14:21	1

Method: TAL-STL Ra226_Ra228 - Combined Radium-226 and Radium-228

Analyte	Result	Qualifier	Count	Total	RL	MDC	Unit	Prepared	Analyzed	Dil Fac
			Uncert.	Uncert.						
			(2σ+/-)	(2σ+/-)						
Combined Radium 226 + 228	0.451	U	0.426	0.428	5.00	0.668	pCi/L		08/29/23 12:47	1

Client Sample ID: SCH-PZ-17I

Lab Sample ID: 680-238493-2

Date Collected: 08/01/23 16:00

Matrix: Water

Date Received: 08/02/23 11:24

Method: SW846 9315 - Radium-226 (GFPC)

Analyte	Result	Qualifier	Count	Total	RL	MDC	Unit	Prepared	Analyzed	Dil Fac
			Uncert.	Uncert.						
			(2σ+/-)	(2σ+/-)						
Radium-226	0.0283	U	0.0569	0.0569	1.00	0.102	pCi/L	08/04/23 09:20	08/28/23 14:49	1
Carrier	%Yield	Qualifier	Limits					Prepared	Analyzed	Dil Fac
Ba Carrier	91.2		30 - 110					08/04/23 09:20	08/28/23 14:49	1

Method: SW846 9320 - Radium-228 (GFPC)

Analyte	Result	Qualifier	Count	Total	RL	MDC	Unit	Prepared	Analyzed	Dil Fac
			Uncert.	Uncert.						
			(2σ+/-)	(2σ+/-)						
Radium-228	0.179	U	0.389	0.389	1.00	0.677	pCi/L	08/04/23 09:24	08/17/23 14:21	1
Carrier	%Yield	Qualifier	Limits					Prepared	Analyzed	Dil Fac
Ba Carrier	91.2		30 - 110					08/04/23 09:24	08/17/23 14:21	1
Y Carrier	80.4		30 - 110					08/04/23 09:24	08/17/23 14:21	1

Client Sample Results

Client: Southern Company
 Project/Site: CCR - Plant Scherer AP1 PZs

Job ID: 680-238493-2

Client Sample ID: SCH-PZ-171

Lab Sample ID: 680-238493-2

Date Collected: 08/01/23 16:00

Matrix: Water

Date Received: 08/02/23 11:24

Method: TAL-STL Ra226_Ra228 - Combined Radium-226 and Radium-228

Analyte	Result	Qualifier	Count Uncert. (2σ+/-)	Total Uncert. (2σ+/-)	RL	MDC	Unit	Prepared	Analyzed	Dil Fac
Combined Radium 226 + 228	0.207	U	0.393	0.393	5.00	0.677	pCi/L		08/29/23 12:47	1

Client Sample ID: SCH-PZ-401

Lab Sample ID: 680-238493-3

Date Collected: 08/01/23 14:10

Matrix: Water

Date Received: 08/02/23 11:24

Method: SW846 9315 - Radium-226 (GFPC)

Analyte	Result	Qualifier	Count Uncert. (2σ+/-)	Total Uncert. (2σ+/-)	RL	MDC	Unit	Prepared	Analyzed	Dil Fac
Radium-226	0.0781	U	0.0626	0.0630	1.00	0.0903	pCi/L	08/17/23 10:41	09/11/23 18:30	1
Carrier	%Yield	Qualifier	Limits					Prepared	Analyzed	Dil Fac
Ba Carrier	97.7		30 - 110					08/17/23 10:41	09/11/23 18:30	1

Method: SW846 9320 - Radium-228 (GFPC)

Analyte	Result	Qualifier	Count Uncert. (2σ+/-)	Total Uncert. (2σ+/-)	RL	MDC	Unit	Prepared	Analyzed	Dil Fac
Radium-228	0.410	U	0.344	0.346	1.00	0.537	pCi/L	08/17/23 10:45	08/24/23 11:28	1
Carrier	%Yield	Qualifier	Limits					Prepared	Analyzed	Dil Fac
Ba Carrier	97.7		30 - 110					08/17/23 10:45	08/24/23 11:28	1
Y Carrier	83.0		30 - 110					08/17/23 10:45	08/24/23 11:28	1

Method: TAL-STL Ra226_Ra228 - Combined Radium-226 and Radium-228

Analyte	Result	Qualifier	Count Uncert. (2σ+/-)	Total Uncert. (2σ+/-)	RL	MDC	Unit	Prepared	Analyzed	Dil Fac
Combined Radium 226 + 228	0.488	U	0.350	0.352	5.00	0.537	pCi/L		09/14/23 08:09	1

Tracer/Carrier Summary

Client: Southern Company
 Project/Site: CCR - Plant Scherer AP1 PZs

Job ID: 680-238493-2

Method: 9315 - Radium-226 (GFPC)

Matrix: Water

Prep Type: Total/NA

Percent Yield (Acceptance Limits)

Lab Sample ID	Client Sample ID	Ba (30-110)
380-57094-R-1-D DU	Duplicate	91.2
680-238493-1	SCH-PZ-14S	87.0
680-238493-2	SCH-PZ-17I	91.2
680-238493-3	SCH-PZ-40I	97.7
810-73689-A-1-B DU	Duplicate	93.2
LCS 160-622922/2-A	Lab Control Sample	90.4
LCS 160-624486/2-A	Lab Control Sample	94.2
MB 160-622922/1-A	Method Blank	90.2
MB 160-624486/1-A	Method Blank	97.0

Tracer/Carrier Legend

Ba = Ba Carrier

Method: 9320 - Radium-228 (GFPC)

Matrix: Water

Prep Type: Total/NA

Percent Yield (Acceptance Limits)

Lab Sample ID	Client Sample ID	Ba (30-110)	Y (30-110)
380-57094-R-1-B DU	Duplicate	91.2	79.6
680-238493-1	SCH-PZ-14S	87.0	78.5
680-238493-2	SCH-PZ-17I	91.2	80.4
680-238493-3	SCH-PZ-40I	97.7	83.0
810-73689-A-1-D DU	Duplicate	93.2	87.1
LCS 160-622923/2-A	Lab Control Sample	90.4	77.8
LCS 160-624488/2-A	Lab Control Sample	94.2	85.6
MB 160-622923/1-A	Method Blank	90.2	78.5
MB 160-624488/1-A	Method Blank	97.0	86.7

Tracer/Carrier Legend

Ba = Ba Carrier

Y = Y Carrier

QC Sample Results

Client: Southern Company
 Project/Site: CCR - Plant Scherer AP1 PZs

Job ID: 680-238493-2

Method: 9315 - Radium-226 (GFPC)

Lab Sample ID: MB 160-622922/1-A
Matrix: Water
Analysis Batch: 625667

Client Sample ID: Method Blank
Prep Type: Total/NA
Prep Batch: 622922

Analyte	MB		Count	Total	RL	MDC	Unit	Prepared	Analyzed	Dil Fac
	Result	MB Qualifier	Uncert. (2σ+/-)	Uncert. (2σ+/-)						
Radium-226	0.06384	U	0.0593	0.0596	1.00	0.0889	pCi/L	08/04/23 09:20	08/28/23 14:46	1
Carrier	MB %Yield	MB Qualifier	Limits		Prepared	Analyzed	Dil Fac			
Ba Carrier	90.2		30 - 110		08/04/23 09:20	08/28/23 14:46	1			

Lab Sample ID: LCS 160-622922/2-A
Matrix: Water
Analysis Batch: 625667

Client Sample ID: Lab Control Sample
Prep Type: Total/NA
Prep Batch: 622922

Analyte	Spike Added	LCS Result	LCS Qual	Total	RL	MDC	Unit	%Rec	%Rec Limits
				Uncert. (2σ+/-)					
Radium-226	11.3	10.14		1.06	1.00	0.0982	pCi/L	90	75 - 125
Carrier	LCS %Yield	LCS Qualifier	Limits						
Ba Carrier	90.4		30 - 110						

Lab Sample ID: 380-57094-R-1-D DU
Matrix: Water
Analysis Batch: 625667

Client Sample ID: Duplicate
Prep Type: Total/NA
Prep Batch: 622922

Analyte	Sample		DU		Total	RL	MDC	Unit	RER	RER Limit
	Result	Sample Qual	Result	DU Qual	Uncert. (2σ+/-)					
Radium-226	0.0583	U	0.1500		0.0823	1.00	0.0618	pCi/L	0.63	1
Carrier	DU %Yield	DU Qualifier	Limits							
Ba Carrier	91.2		30 - 110							

Lab Sample ID: MB 160-624486/1-A
Matrix: Water
Analysis Batch: 627477

Client Sample ID: Method Blank
Prep Type: Total/NA
Prep Batch: 624486

Analyte	MB		Count	Total	RL	MDC	Unit	Prepared	Analyzed	Dil Fac
	Result	MB Qualifier	Uncert. (2σ+/-)	Uncert. (2σ+/-)						
Radium-226	0.006577	U	0.0531	0.0531	1.00	0.103	pCi/L	08/17/23 10:41	09/11/23 18:29	1
Carrier	MB %Yield	MB Qualifier	Limits		Prepared	Analyzed	Dil Fac			
Ba Carrier	97.0		30 - 110		08/17/23 10:41	09/11/23 18:29	1			

Lab Sample ID: LCS 160-624486/2-A
Matrix: Water
Analysis Batch: 627477

Client Sample ID: Lab Control Sample
Prep Type: Total/NA
Prep Batch: 624486

Analyte	Spike Added	LCS Result	LCS Qual	Total	RL	MDC	Unit	%Rec	%Rec Limits
				Uncert. (2σ+/-)					
Radium-226	11.3	11.00		1.12	1.00	0.101	pCi/L	97	75 - 125

Eurofins Savannah

QC Sample Results

Client: Southern Company
 Project/Site: CCR - Plant Scherer AP1 PZs

Job ID: 680-238493-2

Method: 9315 - Radium-226 (GFPC) (Continued)

Lab Sample ID: LCS 160-624486/2-A
 Matrix: Water
 Analysis Batch: 627477

Client Sample ID: Lab Control Sample
 Prep Type: Total/NA
 Prep Batch: 624486

	LCS	LCS	
Carrier	%Yield	Qualifier	Limits
Ba Carrier	94.2		30 - 110

Lab Sample ID: 810-73689-A-1-B DU
 Matrix: Water
 Analysis Batch: 627477

Client Sample ID: Duplicate
 Prep Type: Total/NA
 Prep Batch: 624486

Analyte	Sample Result	Sample Qual	DU Result	DU Qual	Total Uncert. (2σ+/-)	RL	MDC	Unit	RER	RER
										Limit
Radium-226	0.0938		0.04940	U	0.0585	1.00	0.0953	pCi/L	0.36	1

	DU	DU	
Carrier	%Yield	Qualifier	Limits
Ba Carrier	93.2		30 - 110

Method: 9320 - Radium-228 (GFPC)

Lab Sample ID: MB 160-622923/1-A
 Matrix: Water
 Analysis Batch: 624477

Client Sample ID: Method Blank
 Prep Type: Total/NA
 Prep Batch: 622923

Analyte	MB Result	MB Qualifier	Count Uncert. (2σ+/-)	Total Uncert. (2σ+/-)	RL	MDC	Unit	Prepared	Analyzed	Dil Fac
Radium-228	0.1416	U	0.339	0.340	1.00	0.599	pCi/L	08/04/23 09:24	08/17/23 14:17	1

	MB	MB	Limits	Prepared	Analyzed	Dil Fac
Carrier	%Yield	Qualifier				
Ba Carrier	90.2		30 - 110	08/04/23 09:24	08/17/23 14:17	1
Y Carrier	78.5		30 - 110	08/04/23 09:24	08/17/23 14:17	1

Lab Sample ID: LCS 160-622923/2-A
 Matrix: Water
 Analysis Batch: 624477

Client Sample ID: Lab Control Sample
 Prep Type: Total/NA
 Prep Batch: 622923

Analyte	Spike Added	LCS Result	LCS Qual	Total Uncert. (2σ+/-)	RL	MDC	Unit	%Rec	%Rec
									Limits
Radium-228	7.95	9.908		1.41	1.00	0.655	pCi/L	125	75 - 125

	LCS	LCS	Limits
Carrier	%Yield	Qualifier	
Ba Carrier	90.4		30 - 110
Y Carrier	77.8		30 - 110

Lab Sample ID: 380-57094-R-1-B DU
 Matrix: Water
 Analysis Batch: 624477

Client Sample ID: Duplicate
 Prep Type: Total/NA
 Prep Batch: 622923

Analyte	Sample Result	Sample Qual	DU Result	DU Qual	Total Uncert. (2σ+/-)	RL	MDC	Unit	RER	RER
										Limit
Radium-228	0.452		-0.1517	U	0.321	1.00	0.389	pCi/L	0.89	1

Eurofins Savannah

QC Sample Results

Client: Southern Company
 Project/Site: CCR - Plant Scherer AP1 PZs

Job ID: 680-238493-2

Method: 9320 - Radium-228 (GFPC) (Continued)

Lab Sample ID: 380-57094-R-1-B DU
Matrix: Water
Analysis Batch: 624477

Client Sample ID: Duplicate
Prep Type: Total/NA
Prep Batch: 622923

Carrier	<i>DU</i> %Yield	<i>DU</i> Qualifier	Limits
Ba Carrier	91.2		30 - 110
Y Carrier	79.6		30 - 110

Lab Sample ID: MB 160-624488/1-A
Matrix: Water
Analysis Batch: 625438

Client Sample ID: Method Blank
Prep Type: Total/NA
Prep Batch: 624488

Analyte	<i>MB</i>		Count	Total	RL	MDC	Unit	Prepared	Analyzed	Dil Fac
	Result	<i>MB</i> Qualifier	Uncert. (2σ+/-)	Uncert. (2σ+/-)						
Radium-228	0.4228	U	0.560	0.561	1.00	0.935	pCi/L	08/17/23 10:45	08/24/23 17:05	1

Carrier	<i>MB</i> %Yield	<i>MB</i> Qualifier	Limits	Prepared	Analyzed	Dil Fac
Ba Carrier	97.0		30 - 110	08/17/23 10:45	08/24/23 17:05	1
Y Carrier	86.7		30 - 110	08/17/23 10:45	08/24/23 17:05	1

Lab Sample ID: LCS 160-624488/2-A
Matrix: Water
Analysis Batch: 625438

Client Sample ID: Lab Control Sample
Prep Type: Total/NA
Prep Batch: 624488

Analyte	Spike Added	LCS		Total	RL	MDC	Unit	%Rec	%Rec Limits
		Result	LCS Qual	Uncert. (2σ+/-)					
Radium-228	7.93	8.947		1.21	1.00	0.461	pCi/L	113	75 - 125

Carrier	<i>LCS</i> %Yield	<i>LCS</i> Qualifier	Limits
Ba Carrier	94.2		30 - 110
Y Carrier	85.6		30 - 110

Lab Sample ID: 810-73689-A-1-D DU
Matrix: Water
Analysis Batch: 625438

Client Sample ID: Duplicate
Prep Type: Total/NA
Prep Batch: 624488

Analyte	Sample		<i>DU</i>		Total	RL	MDC	Unit	RER	Limit
	Result	Sample Qual	Result	<i>DU</i> Qual	Uncert. (2σ+/-)					
Radium-228	0.836		0.8283		0.349	1.00	0.417	pCi/L	0.01	1

Carrier	<i>DU</i> %Yield	<i>DU</i> Qualifier	Limits
Ba Carrier	93.2		30 - 110
Y Carrier	87.1		30 - 110

QC Association Summary

Client: Southern Company
Project/Site: CCR - Plant Scherer AP1 PZs

Job ID: 680-238493-2

Rad

Prep Batch: 622922

Lab Sample ID	Client Sample ID	Prep Type	Matrix	Method	Prep Batch
680-238493-1	SCH-PZ-14S	Total/NA	Water	PrecSep-21	
680-238493-2	SCH-PZ-171	Total/NA	Water	PrecSep-21	
MB 160-622922/1-A	Method Blank	Total/NA	Water	PrecSep-21	
LCS 160-622922/2-A	Lab Control Sample	Total/NA	Water	PrecSep-21	
380-57094-R-1-D DU	Duplicate	Total/NA	Water	PrecSep-21	

Prep Batch: 622923

Lab Sample ID	Client Sample ID	Prep Type	Matrix	Method	Prep Batch
680-238493-1	SCH-PZ-14S	Total/NA	Water	PrecSep_0	
680-238493-2	SCH-PZ-171	Total/NA	Water	PrecSep_0	
MB 160-622923/1-A	Method Blank	Total/NA	Water	PrecSep_0	
LCS 160-622923/2-A	Lab Control Sample	Total/NA	Water	PrecSep_0	
380-57094-R-1-B DU	Duplicate	Total/NA	Water	PrecSep_0	

Prep Batch: 624486

Lab Sample ID	Client Sample ID	Prep Type	Matrix	Method	Prep Batch
680-238493-3	SCH-PZ-40I	Total/NA	Water	PrecSep-21	
MB 160-624486/1-A	Method Blank	Total/NA	Water	PrecSep-21	
LCS 160-624486/2-A	Lab Control Sample	Total/NA	Water	PrecSep-21	
810-73689-A-1-B DU	Duplicate	Total/NA	Water	PrecSep-21	

Prep Batch: 624488

Lab Sample ID	Client Sample ID	Prep Type	Matrix	Method	Prep Batch
680-238493-3	SCH-PZ-40I	Total/NA	Water	PrecSep_0	
MB 160-624488/1-A	Method Blank	Total/NA	Water	PrecSep_0	
LCS 160-624488/2-A	Lab Control Sample	Total/NA	Water	PrecSep_0	
810-73689-A-1-D DU	Duplicate	Total/NA	Water	PrecSep_0	

Lab Chronicle

Client: Southern Company
 Project/Site: CCR - Plant Scherer AP1 PZs

Job ID: 680-238493-2

Client Sample ID: SCH-PZ-14S

Lab Sample ID: 680-238493-1

Date Collected: 08/01/23 16:48

Matrix: Water

Date Received: 08/02/23 11:24

Prep Type	Batch Type	Batch Method	Run	Dil Factor	Initial Amount	Final Amount	Batch Number	Prepared or Analyzed	Analyst	Lab
Total/NA	Prep	PrecSep-21			906.95 mL	1.0 g	622922	08/04/23 09:20	KAC	EET SL
Total/NA	Analysis	9315		1			625665	08/28/23 14:49	FLC	EET SL
Instrument ID: GFPCPURPLE										
Total/NA	Prep	PrecSep_0			906.95 mL	1.0 g	622923	08/04/23 09:24	KAC	EET SL
Total/NA	Analysis	9320		1			624596	08/17/23 14:21	FLC	EET SL
Instrument ID: GFPCBLUE										
Total/NA	Analysis	Ra226_Ra228		1			625891	08/29/23 12:47	SCB	EET SL
Instrument ID: NOEQUIP										

Client Sample ID: SCH-PZ-17I

Lab Sample ID: 680-238493-2

Date Collected: 08/01/23 16:00

Matrix: Water

Date Received: 08/02/23 11:24

Prep Type	Batch Type	Batch Method	Run	Dil Factor	Initial Amount	Final Amount	Batch Number	Prepared or Analyzed	Analyst	Lab
Total/NA	Prep	PrecSep-21			969.43 mL	1.0 g	622922	08/04/23 09:20	KAC	EET SL
Total/NA	Analysis	9315		1			625665	08/28/23 14:49	FLC	EET SL
Instrument ID: GFPCPURPLE										
Total/NA	Prep	PrecSep_0			969.43 mL	1.0 g	622923	08/04/23 09:24	KAC	EET SL
Total/NA	Analysis	9320		1			624596	08/17/23 14:21	FLC	EET SL
Instrument ID: GFPCBLUE										
Total/NA	Analysis	Ra226_Ra228		1			625891	08/29/23 12:47	SCB	EET SL
Instrument ID: NOEQUIP										

Client Sample ID: SCH-PZ-40I

Lab Sample ID: 680-238493-3

Date Collected: 08/01/23 14:10

Matrix: Water

Date Received: 08/02/23 11:24

Prep Type	Batch Type	Batch Method	Run	Dil Factor	Initial Amount	Final Amount	Batch Number	Prepared or Analyzed	Analyst	Lab
Total/NA	Prep	PrecSep-21			920.43 mL	1.0 g	624486	08/17/23 10:41	KAC	EET SL
Total/NA	Analysis	9315		1			627474	09/11/23 18:30	SCB	EET SL
Instrument ID: GFPCRED										
Total/NA	Prep	PrecSep_0			920.43 mL	1.0 g	624488	08/17/23 10:45	KAC	EET SL
Total/NA	Analysis	9320		1			625438	08/24/23 11:28	SCB	EET SL
Instrument ID: GFPCRED										
Total/NA	Analysis	Ra226_Ra228		1			627963	09/14/23 08:09	FLC	EET SL
Instrument ID: NOEQUIP										

Laboratory References:

EET SL = Eurofins St. Louis, 13715 Rider Trail North, Earth City, MO 63045, TEL (314)298-8566

Accreditation/Certification Summary

Client: Southern Company
 Project/Site: CCR - Plant Scherer AP1 PZs

Job ID: 680-238493-2

Laboratory: Eurofins St. Louis

All accreditations/certifications held by this laboratory are listed. Not all accreditations/certifications are applicable to this report.

Authority	Program	Identification Number	Expiration Date
Alaska (UST)	State	20-001	05-06-25
ANAB	Dept. of Defense ELAP	L2305	04-06-25
ANAB	Dept. of Energy	L2305.01	04-06-25
ANAB	ISO/IEC 17025	L2305	04-06-25
Arizona	State	AZ0813	12-08-23
California	Los Angeles County Sanitation Districts	10259	06-30-22 *
California	State	2886	06-30-24
Connecticut	State	PH-0241	03-31-25
Florida	NELAP	E87689	06-30-24
HI - RadChem Recognition	State	n/a	06-30-24
Illinois	NELAP	200023	11-30-23
Iowa	State	373	12-01-24
Kansas	NELAP	E-10236	10-31-23
Kentucky (DW)	State	KY90125	12-31-23
Kentucky (WW)	State	KY90125 (Permit KY0004049)	12-31-23
Louisiana	NELAP	04080	06-30-22 *
Louisiana (All)	NELAP	04080	06-30-24
Louisiana (DW)	State	LA011	12-31-23
Maryland	State	310	09-30-24
Massachusetts	State	M-MO054	06-30-24
MI - RadChem Recognition	State	9005	06-30-24
Missouri	State	780	06-30-25
Nevada	State	MO000542020-1	07-31-24
New Jersey	NELAP	MO002	06-30-24
New Mexico	State	MO00054	06-30-24
New York	NELAP	11616	03-31-24
North Carolina (DW)	State	29700	07-31-24
North Dakota	State	R-207	06-30-24
Oregon	NELAP	4157	09-01-24
Pennsylvania	NELAP	68-00540	02-28-24
South Carolina	State	85002001	06-30-23 *
Texas	NELAP	T104704193	07-31-24
US Fish & Wildlife	US Federal Programs	058448	07-31-24
USDA	US Federal Programs	P330-17-00028	05-18-26
Utah	NELAP	MO000542021-14	07-31-24
Virginia	NELAP	10310	06-15-25
West Virginia DEP	State	381	10-31-23

* Accreditation/Certification renewal pending - accreditation/certification considered valid.

Method Summary

Client: Southern Company
Project/Site: CCR - Plant Scherer AP1 PZs

Job ID: 680-238493-2

Method	Method Description	Protocol	Laboratory
9315	Radium-226 (GFPC)	SW846	EET SL
9320	Radium-228 (GFPC)	SW846	EET SL
Ra226_Ra228	Combined Radium-226 and Radium-228	TAL-STL	EET SL
PrecSep_0	Preparation, Precipitate Separation	None	EET SL
PrecSep-21	Preparation, Precipitate Separation (21-Day In-Growth)	None	EET SL

Protocol References:

None = None

SW846 = "Test Methods For Evaluating Solid Waste, Physical/Chemical Methods", Third Edition, November 1986 And Its Updates.

TAL-STL = TestAmerica Laboratories, St. Louis, Facility Standard Operating Procedure.

Laboratory References:

EET SL = Eurofins St. Louis, 13715 Rider Trail North, Earth City, MO 63045, TEL (314)298-8566



Login Sample Receipt Checklist

Client: Southern Company

Job Number: 680-238493-2

Login Number: 238493

List Source: Eurofins Savannah

List Number: 1

Creator: Padayao, Abigail

Question	Answer	Comment
Radioactivity wasn't checked or is \leq background as measured by a survey meter.	N/A	
The cooler's custody seal, if present, is intact.	True	
Sample custody seals, if present, are intact.	True	
The cooler or samples do not appear to have been compromised or tampered with.	True	
Samples were received on ice.	True	
Cooler Temperature is acceptable.	True	
Cooler Temperature is recorded.	True	
COC is present.	True	
COC is filled out in ink and legible.	True	
COC is filled out with all pertinent information.	True	
Is the Field Sampler's name present on COC?	True	
There are no discrepancies between the containers received and the COC.	False	Received 2 extra Ra 226/228 bottles for PV-40I
Samples are received within Holding Time (excluding tests with immediate HTs)	True	
Sample containers have legible labels.	True	
Containers are not broken or leaking.	True	
Sample collection date/times are provided.	True	
Appropriate sample containers are used.	True	
Sample bottles are completely filled.	True	
Sample Preservation Verified.	True	
There is sufficient vol. for all requested analyses, incl. any requested MS/MSDs	True	
Containers requiring zero headspace have no headspace or bubble is $<6\text{mm}$ (1/4").	True	
Multiphasic samples are not present.	True	
Samples do not require splitting or compositing.	True	
Residual Chlorine Checked.	N/A	

Login Sample Receipt Checklist

Client: Southern Company

Job Number: 680-238493-2

Login Number: 238493

List Number: 2

Creator: Pinette, Meadow L

List Source: Eurofins St. Louis

List Creation: 08/03/23 10:35 AM

Question	Answer	Comment
Radioactivity wasn't checked or is <=/ background as measured by a survey meter.	True	
The cooler's custody seal, if present, is intact.	True	
Sample custody seals, if present, are intact.	True	
The cooler or samples do not appear to have been compromised or tampered with.	True	
Samples were received on ice.	True	
Cooler Temperature is acceptable.	True	
Cooler Temperature is recorded.	True	
COC is present.	True	
COC is filled out in ink and legible.	True	
COC is filled out with all pertinent information.	True	
Is the Field Sampler's name present on COC?	True	
There are no discrepancies between the containers received and the COC.	True	
Samples are received within Holding Time (excluding tests with immediate HTs)	True	
Sample containers have legible labels.	True	
Containers are not broken or leaking.	True	
Sample collection date/times are provided.	True	
Appropriate sample containers are used.	True	
Sample bottles are completely filled.	True	
Sample Preservation Verified.	True	
There is sufficient vol. for all requested analyses, incl. any requested MS/MSDs	True	
Containers requiring zero headspace have no headspace or bubble is <6mm (1/4").	True	
Multiphasic samples are not present.	True	
Samples do not require splitting or compositing.	True	
Residual Chlorine Checked.	N/A	





ANALYTICAL REPORT

PREPARED FOR

Attn: Joju Abraham
Southern Company
241 Ralph McGill Blvd SE
B10185
Atlanta, Georgia 30308

Generated 9/1/2023 9:04:55 AM

JOB DESCRIPTION

CCR - Plant Scherer AP1 PZs

JOB NUMBER

680-238568-2

Eurofins Savannah

Job Notes

This report may not be reproduced except in full, and with written approval from the laboratory. The results relate only to the samples tested. For questions please contact the Project Manager at the e-mail address or telephone number listed on this page.

The test results in this report relate only to the samples as received by the laboratory and will meet all requirements of the methodology, with any exceptions noted. This report shall not be reproduced except in full, without the express written approval of the laboratory. All questions should be directed to the Eurofins Environment Testing Southeast, LLC Project Manager.

Authorization



Generated
9/1/2023 9:04:55 AM

Authorized for release by
David Fuller, Project Manager
David.Fuller@et.eurofinsus.com
(770)344-8986

Definitions/Glossary

Client: Southern Company
Project/Site: CCR - Plant Scherer AP1 PZs

Job ID: 680-238568-2

Qualifiers

Rad

Qualifier	Qualifier Description
U	Result is less than the sample detection limit.

Glossary

Abbreviation	These commonly used abbreviations may or may not be present in this report.
α	Listed under the "D" column to designate that the result is reported on a dry weight basis
%R	Percent Recovery
CFL	Contains Free Liquid
CFU	Colony Forming Unit
CNF	Contains No Free Liquid
DER	Duplicate Error Ratio (normalized absolute difference)
Dil Fac	Dilution Factor
DL	Detection Limit (DoD/DOE)
DL, RA, RE, IN	Indicates a Dilution, Re-analysis, Re-extraction, or additional Initial metals/anion analysis of the sample
DLC	Decision Level Concentration (Radiochemistry)
EDL	Estimated Detection Limit (Dioxin)
LOD	Limit of Detection (DoD/DOE)
LOQ	Limit of Quantitation (DoD/DOE)
MCL	EPA recommended "Maximum Contaminant Level"
MDA	Minimum Detectable Activity (Radiochemistry)
MDC	Minimum Detectable Concentration (Radiochemistry)
MDL	Method Detection Limit
ML	Minimum Level (Dioxin)
MPN	Most Probable Number
MQL	Method Quantitation Limit
NC	Not Calculated
ND	Not Detected at the reporting limit (or MDL or EDL if shown)
NEG	Negative / Absent
POS	Positive / Present
PQL	Practical Quantitation Limit
PRES	Presumptive
QC	Quality Control
RER	Relative Error Ratio (Radiochemistry)
RL	Reporting Limit or Requested Limit (Radiochemistry)
RPD	Relative Percent Difference, a measure of the relative difference between two points
TEF	Toxicity Equivalent Factor (Dioxin)
TEQ	Toxicity Equivalent Quotient (Dioxin)
TNTC	Too Numerous To Count

Sample Summary

Client: Southern Company
Project/Site: CCR - Plant Scherer AP1 PZs

Job ID: 680-238568-2

Lab Sample ID	Client Sample ID	Matrix	Collected	Received
680-238568-1	SCH-PZ-13S	Water	08/02/23 16:59	08/03/23 11:30
680-238568-2	SCH-PZ-39S	Water	08/02/23 13:47	08/03/23 11:30
680-238568-3	SCH-PZ-41S	Water	08/02/23 10:40	08/03/23 11:30
680-238568-4	SCH-PZ-42I	Water	08/02/23 13:29	08/03/23 11:30
680-238568-5	SCH-PZ-43S	Water	08/02/23 10:19	08/03/23 11:30
680-238568-6	SCH-PZ-44I	Water	08/02/23 11:32	08/03/23 11:30
680-238568-7	SCH-AP1-FD-3	Water	08/02/23 00:00	08/03/23 11:30
680-238568-8	SCH-AP1-EB-3	Water	08/02/23 14:12	08/03/23 11:30
680-238568-9	SCH-AP1-FB-3	Water	08/02/23 13:00	08/03/23 11:30
680-238568-10	SCH-PZ-69I	Water	08/02/23 11:54	08/03/23 11:30

- 1
- 2
- 3
- 4
- 5
- 6
- 7
- 8
- 9
- 10
- 11
- 12
- 13

Case Narrative

Client: Southern Company
Project/Site: CCR - Plant Scherer AP1 PZs

Job ID: 680-238568-2

Job ID: 680-238568-2

Laboratory: Eurofins Savannah

Narrative

Job Narrative 680-238568-2

Receipt

The samples were received on 8/3/2023 11:30 AM. Unless otherwise noted below, the samples arrived in good condition, and, where required, properly preserved and on ice. The temperatures of the 4 coolers at receipt time were 3.8°C, 4.3°C, 4.8°C and 5.3°C

Gas Flow Proportional Counter

Method 9315_Ra226: Radium-226 batch 623453 Any minimum detectable concentration (MDC), critical value (DLC), or Safe Drinking Water Act detection limit (SDWA DL) is sample-specific unless otherwise stated elsewhere in this narrative. Radiochemistry sample results are reported with the count date/time applied as the Activity Reference Date. SCH-PZ-13S (680-238568-1), SCH-PZ-39S (680-238568-2), SCH-PZ-41S (680-238568-3), SCH-PZ-42I (680-238568-4), SCH-PZ-43S (680-238568-5), SCH-PZ-44I (680-238568-6), SCH-AP1-FD-3 (680-238568-7), SCH-AP1-EB-3 (680-238568-8), SCH-AP1-FB-3 (680-238568-9), SCH-PZ-69I (680-238568-10), (LCS 160-623453/2-A), (MB 160-623453/1-A), (380-57380-D-1-A) and (380-57380-D-1-B DU)

Method 9320_Ra228: Radium 228 batch 623454 Any minimum detectable concentration (MDC), critical value (DLC), or Safe Drinking Water Act detection limit (SDWA DL) is sample-specific unless otherwise stated elsewhere in this narrative. Radiochemistry sample results are reported with the count date/time applied as the Activity Reference Date. SCH-PZ-13S (680-238568-1), SCH-PZ-39S (680-238568-2), SCH-PZ-41S (680-238568-3), SCH-PZ-42I (680-238568-4), SCH-PZ-43S (680-238568-5), SCH-PZ-44I (680-238568-6), SCH-AP1-FD-3 (680-238568-7), SCH-AP1-EB-3 (680-238568-8), SCH-AP1-FB-3 (680-238568-9), SCH-PZ-69I (680-238568-10), (LCS 160-623454/2-A), (MB 160-623454/1-A), (380-57380-D-1-C) and (380-57380-D-1-D DU)

No additional analytical or quality issues were noted, other than those described above or in the Definitions/ Glossary page.

Rad

No additional analytical or quality issues were noted, other than those described above or in the Definitions/ Glossary page.

Client Sample Results

Client: Southern Company
Project/Site: CCR - Plant Scherer AP1 PZs

Job ID: 680-238568-2

Client Sample ID: SCH-PZ-13S

Lab Sample ID: 680-238568-1

Date Collected: 08/02/23 16:59

Matrix: Water

Date Received: 08/03/23 11:30

Method: SW846 9315 - Radium-226 (GFPC)

Analyte	Result	Qualifier	Count Uncert. (2σ+/-)	Total Uncert. (2σ+/-)	RL	MDC	Unit	Prepared	Analyzed	Dil Fac
Radium-226	-0.00991	U	0.104	0.104	1.00	0.212	pCi/L	08/09/23 09:45	08/31/23 07:46	1
Carrier	%Yield	Qualifier	Limits					Prepared	Analyzed	Dil Fac
Ba Carrier	88.5		30 - 110					08/09/23 09:45	08/31/23 07:46	1

Method: SW846 9320 - Radium-228 (GFPC)

Analyte	Result	Qualifier	Count Uncert. (2σ+/-)	Total Uncert. (2σ+/-)	RL	MDC	Unit	Prepared	Analyzed	Dil Fac
Radium-228	0.272	U	0.457	0.458	1.00	0.784	pCi/L	08/09/23 09:51	08/25/23 15:04	1
Carrier	%Yield	Qualifier	Limits					Prepared	Analyzed	Dil Fac
Ba Carrier	88.5		30 - 110					08/09/23 09:51	08/25/23 15:04	1
Y Carrier	84.5		30 - 110					08/09/23 09:51	08/25/23 15:04	1

Method: TAL-STL Ra226_Ra228 - Combined Radium-226 and Radium-228

Analyte	Result	Qualifier	Count Uncert. (2σ+/-)	Total Uncert. (2σ+/-)	RL	MDC	Unit	Prepared	Analyzed	Dil Fac
Combined Radium 226 + 228	0.262	U	0.469	0.470	5.00	0.784	pCi/L		08/30/23 18:07	1

Client Sample ID: SCH-PZ-39S

Lab Sample ID: 680-238568-2

Date Collected: 08/02/23 13:47

Matrix: Water

Date Received: 08/03/23 11:30

Method: SW846 9315 - Radium-226 (GFPC)

Analyte	Result	Qualifier	Count Uncert. (2σ+/-)	Total Uncert. (2σ+/-)	RL	MDC	Unit	Prepared	Analyzed	Dil Fac
Radium-226	0.130	U	0.130	0.131	1.00	0.205	pCi/L	08/09/23 09:45	08/31/23 07:46	1
Carrier	%Yield	Qualifier	Limits					Prepared	Analyzed	Dil Fac
Ba Carrier	85.0		30 - 110					08/09/23 09:45	08/31/23 07:46	1

Method: SW846 9320 - Radium-228 (GFPC)

Analyte	Result	Qualifier	Count Uncert. (2σ+/-)	Total Uncert. (2σ+/-)	RL	MDC	Unit	Prepared	Analyzed	Dil Fac
Radium-228	0.407	U	0.497	0.499	1.00	0.823	pCi/L	08/09/23 09:51	08/25/23 15:08	1
Carrier	%Yield	Qualifier	Limits					Prepared	Analyzed	Dil Fac
Ba Carrier	85.0		30 - 110					08/09/23 09:51	08/25/23 15:08	1
Y Carrier	83.0		30 - 110					08/09/23 09:51	08/25/23 15:08	1

Client Sample Results

Client: Southern Company
 Project/Site: CCR - Plant Scherer AP1 PZs

Job ID: 680-238568-2

Client Sample ID: SCH-PZ-39S

Lab Sample ID: 680-238568-2

Date Collected: 08/02/23 13:47

Matrix: Water

Date Received: 08/03/23 11:30

Method: TAL-STL Ra226_Ra228 - Combined Radium-226 and Radium-228

Analyte	Result	Qualifier	Count	Total	RL	MDC	Unit	Prepared	Analyzed	Dil Fac
			Uncert.	Uncert.						
			(2σ+/-)	(2σ+/-)						
Combined Radium 226 + 228	0.537	U	0.514	0.516	5.00	0.823	pCi/L		08/30/23 18:07	1

Client Sample ID: SCH-PZ-41S

Lab Sample ID: 680-238568-3

Date Collected: 08/02/23 10:40

Matrix: Water

Date Received: 08/03/23 11:30

Method: SW846 9315 - Radium-226 (GFPC)

Analyte	Result	Qualifier	Count	Total	RL	MDC	Unit	Prepared	Analyzed	Dil Fac
			Uncert.	Uncert.						
			(2σ+/-)	(2σ+/-)						
Radium-226	0.00396	U	0.0903	0.0903	1.00	0.177	pCi/L	08/09/23 09:45	08/31/23 07:46	1
Carrier	%Yield	Qualifier	Limits					Prepared	Analyzed	Dil Fac
Ba Carrier	88.2		30 - 110					08/09/23 09:45	08/31/23 07:46	1

Method: SW846 9320 - Radium-228 (GFPC)

Analyte	Result	Qualifier	Count	Total	RL	MDC	Unit	Prepared	Analyzed	Dil Fac
			Uncert.	Uncert.						
			(2σ+/-)	(2σ+/-)						
Radium-228	-0.196	U	0.336	0.337	1.00	0.683	pCi/L	08/09/23 09:51	08/25/23 15:09	1
Carrier	%Yield	Qualifier	Limits					Prepared	Analyzed	Dil Fac
Ba Carrier	88.2		30 - 110					08/09/23 09:51	08/25/23 15:09	1
Y Carrier	84.9		30 - 110					08/09/23 09:51	08/25/23 15:09	1

Method: TAL-STL Ra226_Ra228 - Combined Radium-226 and Radium-228

Analyte	Result	Qualifier	Count	Total	RL	MDC	Unit	Prepared	Analyzed	Dil Fac
			Uncert.	Uncert.						
			(2σ+/-)	(2σ+/-)						
Combined Radium 226 + 228	-0.192	U	0.348	0.349	5.00	0.683	pCi/L		08/30/23 18:07	1

Client Sample ID: SCH-PZ-42I

Lab Sample ID: 680-238568-4

Date Collected: 08/02/23 13:29

Matrix: Water

Date Received: 08/03/23 11:30

Method: SW846 9315 - Radium-226 (GFPC)

Analyte	Result	Qualifier	Count	Total	RL	MDC	Unit	Prepared	Analyzed	Dil Fac
			Uncert.	Uncert.						
			(2σ+/-)	(2σ+/-)						
Radium-226	-0.00190	U	0.0529	0.0529	1.00	0.117	pCi/L	08/09/23 09:45	08/31/23 07:46	1
Carrier	%Yield	Qualifier	Limits					Prepared	Analyzed	Dil Fac
Ba Carrier	89.2		30 - 110					08/09/23 09:45	08/31/23 07:46	1

Client Sample Results

Client: Southern Company
Project/Site: CCR - Plant Scherer AP1 PZs

Job ID: 680-238568-2

Client Sample ID: SCH-PZ-421

Lab Sample ID: 680-238568-4

Date Collected: 08/02/23 13:29

Matrix: Water

Date Received: 08/03/23 11:30

Method: SW846 9320 - Radium-228 (GFPC)

Analyte	Result	Qualifier	Count Uncert. (2σ+/-)	Total Uncert. (2σ+/-)	RL	MDC	Unit	Prepared	Analyzed	Dil Fac
Radium-228	0.428	U	0.422	0.424	1.00	0.678	pCi/L	08/09/23 09:51	08/25/23 15:09	1
Carrier	%Yield	Qualifier	Limits					Prepared	Analyzed	Dil Fac
Ba Carrier	89.2		30 - 110					08/09/23 09:51	08/25/23 15:09	1
Y Carrier	81.1		30 - 110					08/09/23 09:51	08/25/23 15:09	1

Method: TAL-STL Ra226_Ra228 - Combined Radium-226 and Radium-228

Analyte	Result	Qualifier	Count Uncert. (2σ+/-)	Total Uncert. (2σ+/-)	RL	MDC	Unit	Prepared	Analyzed	Dil Fac
Combined Radium 226 + 228	0.426	U	0.425	0.427	5.00	0.678	pCi/L		08/30/23 18:07	1

Client Sample ID: SCH-PZ-43S

Lab Sample ID: 680-238568-5

Date Collected: 08/02/23 10:19

Matrix: Water

Date Received: 08/03/23 11:30

Method: SW846 9315 - Radium-226 (GFPC)

Analyte	Result	Qualifier	Count Uncert. (2σ+/-)	Total Uncert. (2σ+/-)	RL	MDC	Unit	Prepared	Analyzed	Dil Fac
Radium-226	0.116	U	0.0915	0.0921	1.00	0.131	pCi/L	08/09/23 09:45	08/31/23 07:46	1
Carrier	%Yield	Qualifier	Limits					Prepared	Analyzed	Dil Fac
Ba Carrier	89.0		30 - 110					08/09/23 09:45	08/31/23 07:46	1

Method: SW846 9320 - Radium-228 (GFPC)

Analyte	Result	Qualifier	Count Uncert. (2σ+/-)	Total Uncert. (2σ+/-)	RL	MDC	Unit	Prepared	Analyzed	Dil Fac
Radium-228	0.140	U	0.362	0.362	1.00	0.642	pCi/L	08/09/23 09:51	08/25/23 15:09	1
Carrier	%Yield	Qualifier	Limits					Prepared	Analyzed	Dil Fac
Ba Carrier	89.0		30 - 110					08/09/23 09:51	08/25/23 15:09	1
Y Carrier	83.0		30 - 110					08/09/23 09:51	08/25/23 15:09	1

Method: TAL-STL Ra226_Ra228 - Combined Radium-226 and Radium-228

Analyte	Result	Qualifier	Count Uncert. (2σ+/-)	Total Uncert. (2σ+/-)	RL	MDC	Unit	Prepared	Analyzed	Dil Fac
Combined Radium 226 + 228	0.256	U	0.373	0.374	5.00	0.642	pCi/L		08/31/23 17:20	1

Client Sample Results

Client: Southern Company
Project/Site: CCR - Plant Scherer AP1 PZs

Job ID: 680-238568-2

Client Sample ID: SCH-PZ-44I

Lab Sample ID: 680-238568-6

Date Collected: 08/02/23 11:32

Matrix: Water

Date Received: 08/03/23 11:30

Method: SW846 9315 - Radium-226 (GFPC)

Analyte	Result	Qualifier	Count	Total	RL	MDC	Unit	Prepared	Analyzed	Dil Fac
			Uncert.	Uncert.						
			(2σ+/-)	(2σ+/-)						
Radium-226	-0.0275	U	0.0625	0.0626	1.00	0.155	pCi/L	08/09/23 09:45	08/31/23 07:46	1
Carrier	%Yield	Qualifier	Limits					Prepared	Analyzed	Dil Fac
Ba Carrier	88.5		30 - 110					08/09/23 09:45	08/31/23 07:46	1

Method: SW846 9320 - Radium-228 (GFPC)

Analyte	Result	Qualifier	Count	Total	RL	MDC	Unit	Prepared	Analyzed	Dil Fac
			Uncert.	Uncert.						
			(2σ+/-)	(2σ+/-)						
Radium-228	0.00327	U	0.382	0.382	1.00	0.726	pCi/L	08/09/23 09:51	08/25/23 15:09	1
Carrier	%Yield	Qualifier	Limits					Prepared	Analyzed	Dil Fac
Ba Carrier	88.5		30 - 110					08/09/23 09:51	08/25/23 15:09	1
Y Carrier	86.4		30 - 110					08/09/23 09:51	08/25/23 15:09	1

Method: TAL-STL Ra226_Ra228 - Combined Radium-226 and Radium-228

Analyte	Result	Qualifier	Count	Total	RL	MDC	Unit	Prepared	Analyzed	Dil Fac
			Uncert.	Uncert.						
			(2σ+/-)	(2σ+/-)						
Combined Radium 226 + 228	-0.0242	U	0.387	0.387	5.00	0.726	pCi/L		08/31/23 17:20	1

Client Sample ID: SCH-AP1-FD-3

Lab Sample ID: 680-238568-7

Date Collected: 08/02/23 00:00

Matrix: Water

Date Received: 08/03/23 11:30

Method: SW846 9315 - Radium-226 (GFPC)

Analyte	Result	Qualifier	Count	Total	RL	MDC	Unit	Prepared	Analyzed	Dil Fac
			Uncert.	Uncert.						
			(2σ+/-)	(2σ+/-)						
Radium-226	0.0419	U	0.0744	0.0745	1.00	0.132	pCi/L	08/09/23 09:45	08/31/23 07:46	1
Carrier	%Yield	Qualifier	Limits					Prepared	Analyzed	Dil Fac
Ba Carrier	91.7		30 - 110					08/09/23 09:45	08/31/23 07:46	1

Method: SW846 9320 - Radium-228 (GFPC)

Analyte	Result	Qualifier	Count	Total	RL	MDC	Unit	Prepared	Analyzed	Dil Fac
			Uncert.	Uncert.						
			(2σ+/-)	(2σ+/-)						
Radium-228	0.444	U	0.378	0.381	1.00	0.589	pCi/L	08/09/23 09:51	08/25/23 15:09	1
Carrier	%Yield	Qualifier	Limits					Prepared	Analyzed	Dil Fac
Ba Carrier	91.7		30 - 110					08/09/23 09:51	08/25/23 15:09	1
Y Carrier	86.0		30 - 110					08/09/23 09:51	08/25/23 15:09	1

Client Sample Results

Client: Southern Company
 Project/Site: CCR - Plant Scherer AP1 PZs

Job ID: 680-238568-2

Client Sample ID: SCH-AP1-FD-3

Lab Sample ID: 680-238568-7

Date Collected: 08/02/23 00:00

Matrix: Water

Date Received: 08/03/23 11:30

Method: TAL-STL Ra226_Ra228 - Combined Radium-226 and Radium-228

Analyte	Result	Qualifier	Count Uncert. (2σ+/-)	Total Uncert. (2σ+/-)	RL	MDC	Unit	Prepared	Analyzed	Dil Fac
Combined Radium 226 + 228	0.486	U	0.385	0.388	5.00	0.589	pCi/L		08/31/23 17:20	1

Client Sample ID: SCH-AP1-EB-3

Lab Sample ID: 680-238568-8

Date Collected: 08/02/23 14:12

Matrix: Water

Date Received: 08/03/23 11:30

Method: SW846 9315 - Radium-226 (GFPC)

Analyte	Result	Qualifier	Count Uncert. (2σ+/-)	Total Uncert. (2σ+/-)	RL	MDC	Unit	Prepared	Analyzed	Dil Fac
Radium-226	0.0333	U	0.104	0.104	1.00	0.192	pCi/L	08/09/23 09:45	08/31/23 07:46	1
Carrier	%Yield	Qualifier	Limits					Prepared	Analyzed	Dil Fac
Ba Carrier	82.8		30 - 110					08/09/23 09:45	08/31/23 07:46	1

Method: SW846 9320 - Radium-228 (GFPC)

Analyte	Result	Qualifier	Count Uncert. (2σ+/-)	Total Uncert. (2σ+/-)	RL	MDC	Unit	Prepared	Analyzed	Dil Fac
Radium-228	0.0292	U	0.406	0.406	1.00	0.748	pCi/L	08/09/23 09:51	08/25/23 15:12	1
Carrier	%Yield	Qualifier	Limits					Prepared	Analyzed	Dil Fac
Ba Carrier	82.8		30 - 110					08/09/23 09:51	08/25/23 15:12	1
Y Carrier	82.6		30 - 110					08/09/23 09:51	08/25/23 15:12	1

Method: TAL-STL Ra226_Ra228 - Combined Radium-226 and Radium-228

Analyte	Result	Qualifier	Count Uncert. (2σ+/-)	Total Uncert. (2σ+/-)	RL	MDC	Unit	Prepared	Analyzed	Dil Fac
Combined Radium 226 + 228	0.0625	U	0.419	0.419	5.00	0.748	pCi/L		08/31/23 17:20	1

Client Sample ID: SCH-AP1-FB-3

Lab Sample ID: 680-238568-9

Date Collected: 08/02/23 13:00

Matrix: Water

Date Received: 08/03/23 11:30

Method: SW846 9315 - Radium-226 (GFPC)

Analyte	Result	Qualifier	Count Uncert. (2σ+/-)	Total Uncert. (2σ+/-)	RL	MDC	Unit	Prepared	Analyzed	Dil Fac
Radium-226	-0.0347	U	0.0548	0.0549	1.00	0.137	pCi/L	08/09/23 09:45	08/31/23 07:46	1
Carrier	%Yield	Qualifier	Limits					Prepared	Analyzed	Dil Fac
Ba Carrier	86.5		30 - 110					08/09/23 09:45	08/31/23 07:46	1

Client Sample Results

Client: Southern Company
 Project/Site: CCR - Plant Scherer AP1 PZs

Job ID: 680-238568-2

Client Sample ID: SCH-AP1-FB-3

Lab Sample ID: 680-238568-9

Date Collected: 08/02/23 13:00

Matrix: Water

Date Received: 08/03/23 11:30

Method: SW846 9320 - Radium-228 (GFPC)

Analyte	Result	Qualifier	Count Uncert. (2σ+/-)	Total Uncert. (2σ+/-)	RL	MDC	Unit	Prepared	Analyzed	Dil Fac
Radium-228	-0.125	U	0.306	0.306	1.00	0.625	pCi/L	08/09/23 09:51	08/25/23 15:12	1
Carrier	%Yield	Qualifier	Limits					Prepared	Analyzed	Dil Fac
Ba Carrier	86.5		30 - 110					08/09/23 09:51	08/25/23 15:12	1
Y Carrier	83.4		30 - 110					08/09/23 09:51	08/25/23 15:12	1

Method: TAL-STL Ra226_Ra228 - Combined Radium-226 and Radium-228

Analyte	Result	Qualifier	Count Uncert. (2σ+/-)	Total Uncert. (2σ+/-)	RL	MDC	Unit	Prepared	Analyzed	Dil Fac
Combined Radium 226 + 228	-0.160	U	0.311	0.311	5.00	0.625	pCi/L		08/31/23 17:20	1

Client Sample ID: SCH-PZ-69I

Lab Sample ID: 680-238568-10

Date Collected: 08/02/23 11:54

Matrix: Water

Date Received: 08/03/23 11:30

Method: SW846 9315 - Radium-226 (GFPC)

Analyte	Result	Qualifier	Count Uncert. (2σ+/-)	Total Uncert. (2σ+/-)	RL	MDC	Unit	Prepared	Analyzed	Dil Fac
Radium-226	0.118	U	0.112	0.113	1.00	0.174	pCi/L	08/09/23 09:45	08/31/23 07:47	1
Carrier	%Yield	Qualifier	Limits					Prepared	Analyzed	Dil Fac
Ba Carrier	84.3		30 - 110					08/09/23 09:45	08/31/23 07:47	1

Method: SW846 9320 - Radium-228 (GFPC)

Analyte	Result	Qualifier	Count Uncert. (2σ+/-)	Total Uncert. (2σ+/-)	RL	MDC	Unit	Prepared	Analyzed	Dil Fac
Radium-228	0.256	U	0.448	0.448	1.00	0.767	pCi/L	08/09/23 09:51	08/25/23 15:12	1
Carrier	%Yield	Qualifier	Limits					Prepared	Analyzed	Dil Fac
Ba Carrier	84.3		30 - 110					08/09/23 09:51	08/25/23 15:12	1
Y Carrier	86.4		30 - 110					08/09/23 09:51	08/25/23 15:12	1

Method: TAL-STL Ra226_Ra228 - Combined Radium-226 and Radium-228

Analyte	Result	Qualifier	Count Uncert. (2σ+/-)	Total Uncert. (2σ+/-)	RL	MDC	Unit	Prepared	Analyzed	Dil Fac
Combined Radium 226 + 228	0.374	U	0.462	0.462	5.00	0.767	pCi/L		08/31/23 17:20	1

Tracer/Carrier Summary

Client: Southern Company
 Project/Site: CCR - Plant Scherer AP1 PZs

Job ID: 680-238568-2

Method: 9315 - Radium-226 (GFPC)

Matrix: Water

Prep Type: Total/NA

		Percent Yield (Acceptance Limits)	
Lab Sample ID	Client Sample ID	Ba (30-110)	
380-57380-D-1-B DU	Duplicate	85.5	
680-238568-1	SCH-PZ-13S	88.5	
680-238568-2	SCH-PZ-39S	85.0	
680-238568-3	SCH-PZ-41S	88.2	
680-238568-4	SCH-PZ-42I	89.2	
680-238568-5	SCH-PZ-43S	89.0	
680-238568-6	SCH-PZ-44I	88.5	
680-238568-7	SCH-AP1-FD-3	91.7	
680-238568-8	SCH-AP1-EB-3	82.8	
680-238568-9	SCH-AP1-FB-3	86.5	
680-238568-10	SCH-PZ-69I	84.3	
LCS 160-623453/2-A	Lab Control Sample	81.6	
MB 160-623453/1-A	Method Blank	79.2	

Tracer/Carrier Legend
 Ba = Ba Carrier

Method: 9320 - Radium-228 (GFPC)

Matrix: Water

Prep Type: Total/NA

		Percent Yield (Acceptance Limits)	
Lab Sample ID	Client Sample ID	Ba (30-110)	Y (30-110)
380-57380-D-1-D DU	Duplicate	85.5	84.1
680-238568-1	SCH-PZ-13S	88.5	84.5
680-238568-2	SCH-PZ-39S	85.0	83.0
680-238568-3	SCH-PZ-41S	88.2	84.9
680-238568-4	SCH-PZ-42I	89.2	81.1
680-238568-5	SCH-PZ-43S	89.0	83.0
680-238568-6	SCH-PZ-44I	88.5	86.4
680-238568-7	SCH-AP1-FD-3	91.7	86.0
680-238568-8	SCH-AP1-EB-3	82.8	82.6
680-238568-9	SCH-AP1-FB-3	86.5	83.4
680-238568-10	SCH-PZ-69I	84.3	86.4
LCS 160-623454/2-A	Lab Control Sample	81.6	83.0
MB 160-623454/1-A	Method Blank	79.2	76.3

Tracer/Carrier Legend
 Ba = Ba Carrier
 Y = Y Carrier

QC Sample Results

Client: Southern Company
Project/Site: CCR - Plant Scherer AP1 PZs

Job ID: 680-238568-2

Method: 9315 - Radium-226 (GFPC)

Lab Sample ID: MB 160-623453/1-A
Matrix: Water
Analysis Batch: 626294

Client Sample ID: Method Blank
Prep Type: Total/NA
Prep Batch: 623453

Analyte	MB		Count	Total	RL	MDC	Unit	Prepared	Analyzed	Dil Fac
	Result	MB Qualifier	Uncert. (2σ+/-)	Uncert. (2σ+/-)						
Radium-226	0.02612	U	0.0696	0.0696	1.00	0.131	pCi/L	08/09/23 09:45	08/31/23 07:35	1
Carrier	MB %Yield	MB Qualifier	Limits		Prepared	Analyzed	Dil Fac			
Ba Carrier	79.2		30 - 110		08/09/23 09:45	08/31/23 07:35	1			

Lab Sample ID: LCS 160-623453/2-A
Matrix: Water
Analysis Batch: 626294

Client Sample ID: Lab Control Sample
Prep Type: Total/NA
Prep Batch: 623453

Analyte	Spike Added	LCS Result	LCS Qual	Total	RL	MDC	Unit	%Rec	%Rec Limits
				Uncert. (2σ+/-)					
Radium-226	11.3	10.48		1.13	1.00	0.141	pCi/L	92	75 - 125
Carrier	LCS %Yield	LCS Qualifier	Limits						
Ba Carrier	81.6		30 - 110						

Lab Sample ID: 380-57380-D-1-B DU
Matrix: Water
Analysis Batch: 626294

Client Sample ID: Duplicate
Prep Type: Total/NA
Prep Batch: 623453

Analyte	Sample		DU		Total	RL	MDC	Unit	RER	RER Limit
	Result	Sample Qual	Result	DU Qual	Uncert. (2σ+/-)					
Radium-226	0.0247	U	0.08403		0.0797	1.00	0.0759	pCi/L	0.42	1
Carrier	DU %Yield	DU Qualifier	Limits							
Ba Carrier	85.5		30 - 110							

Method: 9320 - Radium-228 (GFPC)

Lab Sample ID: MB 160-623454/1-A
Matrix: Water
Analysis Batch: 625602

Client Sample ID: Method Blank
Prep Type: Total/NA
Prep Batch: 623454

Analyte	MB		Count	Total	RL	MDC	Unit	Prepared	Analyzed	Dil Fac
	Result	MB Qualifier	Uncert. (2σ+/-)	Uncert. (2σ+/-)						
Radium-228	0.3863	U	0.434	0.436	1.00	0.711	pCi/L	08/09/23 09:51	08/25/23 14:59	1
Carrier	MB %Yield	MB Qualifier	Limits		Prepared	Analyzed	Dil Fac			
Ba Carrier	79.2		30 - 110		08/09/23 09:51	08/25/23 14:59	1			
Y Carrier	76.3		30 - 110		08/09/23 09:51	08/25/23 14:59	1			

QC Sample Results

Client: Southern Company
 Project/Site: CCR - Plant Scherer AP1 PZs

Job ID: 680-238568-2

Method: 9320 - Radium-228 (GFPC) (Continued)

Lab Sample ID: LCS 160-623454/2-A
Matrix: Water
Analysis Batch: 625602

Client Sample ID: Lab Control Sample
Prep Type: Total/NA
Prep Batch: 623454

Analyte	Spike Added	LCS Result	LCS Qual	Total Uncert. (2σ+/-)	RL	MDC	Unit	%Rec	%Rec Limits

Carrier	LCS		Limits
	%Yield	Qualifier	
Ba Carrier	81.6		30 - 110
Y Carrier	83.0		30 - 110

Lab Sample ID: 380-57380-D-1-D DU
Matrix: Water
Analysis Batch: 625602

Client Sample ID: Duplicate
Prep Type: Total/NA
Prep Batch: 623454

Analyte	Sample Result	Sample Qual	DU Result	DU Qual	Total Uncert. (2σ+/-)	RL	MDC	Unit	RER	Limit

Carrier	DU		Limits
	%Yield	Qualifier	
Ba Carrier	85.5		30 - 110
Y Carrier	84.1		30 - 110

QC Association Summary

Client: Southern Company
 Project/Site: CCR - Plant Scherer AP1 PZs

Job ID: 680-238568-2

Rad

Prep Batch: 623453

Lab Sample ID	Client Sample ID	Prep Type	Matrix	Method	Prep Batch
680-238568-1	SCH-PZ-13S	Total/NA	Water	PrecSep-21	
680-238568-2	SCH-PZ-39S	Total/NA	Water	PrecSep-21	
680-238568-3	SCH-PZ-41S	Total/NA	Water	PrecSep-21	
680-238568-4	SCH-PZ-42I	Total/NA	Water	PrecSep-21	
680-238568-5	SCH-PZ-43S	Total/NA	Water	PrecSep-21	
680-238568-6	SCH-PZ-44I	Total/NA	Water	PrecSep-21	
680-238568-7	SCH-AP1-FD-3	Total/NA	Water	PrecSep-21	
680-238568-8	SCH-AP1-EB-3	Total/NA	Water	PrecSep-21	
680-238568-9	SCH-AP1-FB-3	Total/NA	Water	PrecSep-21	
680-238568-10	SCH-PZ-69I	Total/NA	Water	PrecSep-21	
MB 160-623453/1-A	Method Blank	Total/NA	Water	PrecSep-21	
LCS 160-623453/2-A	Lab Control Sample	Total/NA	Water	PrecSep-21	
380-57380-D-1-B DU	Duplicate	Total/NA	Water	PrecSep-21	

Prep Batch: 623454

Lab Sample ID	Client Sample ID	Prep Type	Matrix	Method	Prep Batch
680-238568-1	SCH-PZ-13S	Total/NA	Water	PrecSep_0	
680-238568-2	SCH-PZ-39S	Total/NA	Water	PrecSep_0	
680-238568-3	SCH-PZ-41S	Total/NA	Water	PrecSep_0	
680-238568-4	SCH-PZ-42I	Total/NA	Water	PrecSep_0	
680-238568-5	SCH-PZ-43S	Total/NA	Water	PrecSep_0	
680-238568-6	SCH-PZ-44I	Total/NA	Water	PrecSep_0	
680-238568-7	SCH-AP1-FD-3	Total/NA	Water	PrecSep_0	
680-238568-8	SCH-AP1-EB-3	Total/NA	Water	PrecSep_0	
680-238568-9	SCH-AP1-FB-3	Total/NA	Water	PrecSep_0	
680-238568-10	SCH-PZ-69I	Total/NA	Water	PrecSep_0	
MB 160-623454/1-A	Method Blank	Total/NA	Water	PrecSep_0	
LCS 160-623454/2-A	Lab Control Sample	Total/NA	Water	PrecSep_0	
380-57380-D-1-D DU	Duplicate	Total/NA	Water	PrecSep_0	

Lab Chronicle

Client: Southern Company
 Project/Site: CCR - Plant Scherer AP1 PZs

Job ID: 680-238568-2

Client Sample ID: SCH-PZ-13S

Lab Sample ID: 680-238568-1

Date Collected: 08/02/23 16:59

Matrix: Water

Date Received: 08/03/23 11:30

Prep Type	Batch Type	Batch Method	Run	Dil Factor	Initial Amount	Final Amount	Batch Number	Prepared or Analyzed	Analyst	Lab
Total/NA	Prep	PrecSep-21			746.16 mL	1.0 g	623453	08/09/23 09:45	KAC	EET SL
Total/NA	Analysis	9315		1			626304	08/31/23 07:46	FLC	EET SL
Instrument ID: GFPCBLUE										
Total/NA	Prep	PrecSep_0			746.16 mL	1.0 g	623454	08/09/23 09:51	KAC	EET SL
Total/NA	Analysis	9320		1			625590	08/25/23 15:04	FLC	EET SL
Instrument ID: GFPCRED										
Total/NA	Analysis	Ra226_Ra228		1			626144	08/30/23 18:07	EMH	EET SL
Instrument ID: NOEQUIP										

Client Sample ID: SCH-PZ-39S

Lab Sample ID: 680-238568-2

Date Collected: 08/02/23 13:47

Matrix: Water

Date Received: 08/03/23 11:30

Prep Type	Batch Type	Batch Method	Run	Dil Factor	Initial Amount	Final Amount	Batch Number	Prepared or Analyzed	Analyst	Lab
Total/NA	Prep	PrecSep-21			745.90 mL	1.0 g	623453	08/09/23 09:45	KAC	EET SL
Total/NA	Analysis	9315		1			626304	08/31/23 07:46	FLC	EET SL
Instrument ID: GFPCBLUE										
Total/NA	Prep	PrecSep_0			745.90 mL	1.0 g	623454	08/09/23 09:51	KAC	EET SL
Total/NA	Analysis	9320		1			625590	08/25/23 15:08	FLC	EET SL
Instrument ID: GFPCRED										
Total/NA	Analysis	Ra226_Ra228		1			626144	08/30/23 18:07	EMH	EET SL
Instrument ID: NOEQUIP										

Client Sample ID: SCH-PZ-41S

Lab Sample ID: 680-238568-3

Date Collected: 08/02/23 10:40

Matrix: Water

Date Received: 08/03/23 11:30

Prep Type	Batch Type	Batch Method	Run	Dil Factor	Initial Amount	Final Amount	Batch Number	Prepared or Analyzed	Analyst	Lab
Total/NA	Prep	PrecSep-21			920.74 mL	1.0 g	623453	08/09/23 09:45	KAC	EET SL
Total/NA	Analysis	9315		1			626304	08/31/23 07:46	FLC	EET SL
Instrument ID: GFPCBLUE										
Total/NA	Prep	PrecSep_0			920.74 mL	1.0 g	623454	08/09/23 09:51	KAC	EET SL
Total/NA	Analysis	9320		1			625590	08/25/23 15:09	FLC	EET SL
Instrument ID: GFPCRED										
Total/NA	Analysis	Ra226_Ra228		1			626144	08/30/23 18:07	EMH	EET SL
Instrument ID: NOEQUIP										

Client Sample ID: SCH-PZ-42I

Lab Sample ID: 680-238568-4

Date Collected: 08/02/23 13:29

Matrix: Water

Date Received: 08/03/23 11:30

Prep Type	Batch Type	Batch Method	Run	Dil Factor	Initial Amount	Final Amount	Batch Number	Prepared or Analyzed	Analyst	Lab
Total/NA	Prep	PrecSep-21			939.49 mL	1.0 g	623453	08/09/23 09:45	KAC	EET SL
Total/NA	Analysis	9315		1			626304	08/31/23 07:46	FLC	EET SL
Instrument ID: GFPCBLUE										

Lab Chronicle

Client: Southern Company
 Project/Site: CCR - Plant Scherer AP1 PZs

Job ID: 680-238568-2

Client Sample ID: SCH-PZ-42I

Lab Sample ID: 680-238568-4

Date Collected: 08/02/23 13:29

Matrix: Water

Date Received: 08/03/23 11:30

Prep Type	Batch Type	Batch Method	Run	Dil Factor	Initial Amount	Final Amount	Batch Number	Prepared or Analyzed	Analyst	Lab
Total/NA	Prep	PrecSep_0			939.49 mL	1.0 g	623454	08/09/23 09:51	KAC	EET SL
Total/NA	Analysis	9320		1			625590	08/25/23 15:09	FLC	EET SL
Instrument ID: GFPCRED										
Total/NA	Analysis	Ra226_Ra228		1			626144	08/30/23 18:07	EMH	EET SL
Instrument ID: NOEQUIP										

Client Sample ID: SCH-PZ-43S

Lab Sample ID: 680-238568-5

Date Collected: 08/02/23 10:19

Matrix: Water

Date Received: 08/03/23 11:30

Prep Type	Batch Type	Batch Method	Run	Dil Factor	Initial Amount	Final Amount	Batch Number	Prepared or Analyzed	Analyst	Lab
Total/NA	Prep	PrecSep-21			927.20 mL	1.0 g	623453	08/09/23 09:45	KAC	EET SL
Total/NA	Analysis	9315		1			626304	08/31/23 07:46	FLC	EET SL
Instrument ID: GFPCBLUE										
Total/NA	Prep	PrecSep_0			927.20 mL	1.0 g	623454	08/09/23 09:51	KAC	EET SL
Total/NA	Analysis	9320		1			625590	08/25/23 15:09	FLC	EET SL
Instrument ID: GFPCRED										
Total/NA	Analysis	Ra226_Ra228		1			626144	08/31/23 17:20	EMH	EET SL
Instrument ID: NOEQUIP										

Client Sample ID: SCH-PZ-44I

Lab Sample ID: 680-238568-6

Date Collected: 08/02/23 11:32

Matrix: Water

Date Received: 08/03/23 11:30

Prep Type	Batch Type	Batch Method	Run	Dil Factor	Initial Amount	Final Amount	Batch Number	Prepared or Analyzed	Analyst	Lab
Total/NA	Prep	PrecSep-21			745.55 mL	1.0 g	623453	08/09/23 09:45	KAC	EET SL
Total/NA	Analysis	9315		1			626304	08/31/23 07:46	FLC	EET SL
Instrument ID: GFPCBLUE										
Total/NA	Prep	PrecSep_0			745.55 mL	1.0 g	623454	08/09/23 09:51	KAC	EET SL
Total/NA	Analysis	9320		1			625590	08/25/23 15:09	FLC	EET SL
Instrument ID: GFPCRED										
Total/NA	Analysis	Ra226_Ra228		1			626144	08/31/23 17:20	EMH	EET SL
Instrument ID: NOEQUIP										

Client Sample ID: SCH-AP1-FD-3

Lab Sample ID: 680-238568-7

Date Collected: 08/02/23 00:00

Matrix: Water

Date Received: 08/03/23 11:30

Prep Type	Batch Type	Batch Method	Run	Dil Factor	Initial Amount	Final Amount	Batch Number	Prepared or Analyzed	Analyst	Lab
Total/NA	Prep	PrecSep-21			879.23 mL	1.0 g	623453	08/09/23 09:45	KAC	EET SL
Total/NA	Analysis	9315		1			626304	08/31/23 07:46	FLC	EET SL
Instrument ID: GFPCBLUE										
Total/NA	Prep	PrecSep_0			879.23 mL	1.0 g	623454	08/09/23 09:51	KAC	EET SL
Total/NA	Analysis	9320		1			625590	08/25/23 15:09	FLC	EET SL
Instrument ID: GFPCRED										

Lab Chronicle

Client: Southern Company
 Project/Site: CCR - Plant Scherer AP1 PZs

Job ID: 680-238568-2

Client Sample ID: SCH-AP1-FD-3

Lab Sample ID: 680-238568-7

Date Collected: 08/02/23 00:00

Matrix: Water

Date Received: 08/03/23 11:30

Prep Type	Batch Type	Batch Method	Run	Dil Factor	Initial Amount	Final Amount	Batch Number	Prepared or Analyzed	Analyst	Lab
Total/NA	Analysis	Ra226_Ra228		1			626144	08/31/23 17:20	EMH	EET SL

Client Sample ID: SCH-AP1-EB-3

Lab Sample ID: 680-238568-8

Date Collected: 08/02/23 14:12

Matrix: Water

Date Received: 08/03/23 11:30

Prep Type	Batch Type	Batch Method	Run	Dil Factor	Initial Amount	Final Amount	Batch Number	Prepared or Analyzed	Analyst	Lab
Total/NA	Prep	PrecSep-21			921.56 mL	1.0 g	623453	08/09/23 09:45	KAC	EET SL
Total/NA	Analysis	9315		1			626304	08/31/23 07:46	FLC	EET SL
Instrument ID: GFPCBLUE										
Total/NA	Prep	PrecSep_0			921.56 mL	1.0 g	623454	08/09/23 09:51	KAC	EET SL
Total/NA	Analysis	9320		1			625591	08/25/23 15:12	FLC	EET SL
Instrument ID: GFPCBLUE										
Total/NA	Analysis	Ra226_Ra228		1			626144	08/31/23 17:20	EMH	EET SL
Instrument ID: NOEQUIP										

Client Sample ID: SCH-AP1-FB-3

Lab Sample ID: 680-238568-9

Date Collected: 08/02/23 13:00

Matrix: Water

Date Received: 08/03/23 11:30

Prep Type	Batch Type	Batch Method	Run	Dil Factor	Initial Amount	Final Amount	Batch Number	Prepared or Analyzed	Analyst	Lab
Total/NA	Prep	PrecSep-21			917.57 mL	1.0 g	623453	08/09/23 09:45	KAC	EET SL
Total/NA	Analysis	9315		1			626304	08/31/23 07:46	FLC	EET SL
Instrument ID: GFPCBLUE										
Total/NA	Prep	PrecSep_0			917.57 mL	1.0 g	623454	08/09/23 09:51	KAC	EET SL
Total/NA	Analysis	9320		1			625591	08/25/23 15:12	FLC	EET SL
Instrument ID: GFPCBLUE										
Total/NA	Analysis	Ra226_Ra228		1			626144	08/31/23 17:20	EMH	EET SL
Instrument ID: NOEQUIP										

Client Sample ID: SCH-PZ-69I

Lab Sample ID: 680-238568-10

Date Collected: 08/02/23 11:54

Matrix: Water

Date Received: 08/03/23 11:30

Prep Type	Batch Type	Batch Method	Run	Dil Factor	Initial Amount	Final Amount	Batch Number	Prepared or Analyzed	Analyst	Lab
Total/NA	Prep	PrecSep-21			885.83 mL	1.0 g	623453	08/09/23 09:45	KAC	EET SL
Total/NA	Analysis	9315		1			626304	08/31/23 07:47	FLC	EET SL
Instrument ID: GFPCBLUE										
Total/NA	Prep	PrecSep_0			885.83 mL	1.0 g	623454	08/09/23 09:51	KAC	EET SL
Total/NA	Analysis	9320		1			625591	08/25/23 15:12	FLC	EET SL
Instrument ID: GFPCBLUE										
Total/NA	Analysis	Ra226_Ra228		1			626144	08/31/23 17:20	EMH	EET SL
Instrument ID: NOEQUIP										

Laboratory References:

EET SL = Eurofins St. Louis, 13715 Rider Trail North, Earth City, MO 63045, TEL (314)298-8566

Eurofins Savannah

Accreditation/Certification Summary

Client: Southern Company
 Project/Site: CCR - Plant Scherer AP1 PZs

Job ID: 680-238568-2

Laboratory: Eurofins St. Louis

All accreditations/certifications held by this laboratory are listed. Not all accreditations/certifications are applicable to this report.

Authority	Program	Identification Number	Expiration Date
Alaska (UST)	State	20-001	05-06-25
ANAB	Dept. of Defense ELAP	L2305	04-06-25
ANAB	Dept. of Energy	L2305.01	04-06-25
ANAB	ISO/IEC 17025	L2305	04-06-25
Arizona	State	AZ0813	12-08-23
California	Los Angeles County Sanitation Districts	10259	06-30-22 *
California	State	2886	06-30-24
Connecticut	State	PH-0241	03-31-25
Florida	NELAP	E87689	06-30-24
HI - RadChem Recognition	State	n/a	06-30-24
Illinois	NELAP	200023	11-30-23
Iowa	State	373	12-01-24
Kansas	NELAP	E-10236	10-31-23
Kentucky (DW)	State	KY90125	12-31-23
Kentucky (WW)	State	KY90125 (Permit KY0004049)	12-31-23
Louisiana	NELAP	04080	06-30-22 *
Louisiana (All)	NELAP	04080	06-30-24
Louisiana (DW)	State	LA011	12-31-23
Maryland	State	310	09-30-24
Massachusetts	State	M-MO054	06-30-24
MI - RadChem Recognition	State	9005	06-30-24
Missouri	State	780	06-30-25
Nevada	State	MO000542020-1	07-31-24
New Jersey	NELAP	MO002	06-30-24
New Mexico	State	MO00054	06-30-24
New York	NELAP	11616	03-31-24
North Carolina (DW)	State	29700	07-31-24
North Dakota	State	R-207	06-30-24
Oklahoma	NELAP	9997	08-31-23
Oregon	NELAP	4157	09-01-23
Pennsylvania	NELAP	68-00540	02-28-24
South Carolina	State	85002001	06-30-23 *
Texas	NELAP	T104704193	07-31-24
US Fish & Wildlife	US Federal Programs	058448	07-31-24
USDA	US Federal Programs	P330-17-00028	05-18-26
Utah	NELAP	MO000542021-14	07-31-23 *
Virginia	NELAP	10310	06-15-25
West Virginia DEP	State	381	10-31-23

* Accreditation/Certification renewal pending - accreditation/certification considered valid.

Method Summary

Client: Southern Company
Project/Site: CCR - Plant Scherer AP1 PZs

Job ID: 680-238568-2

Method	Method Description	Protocol	Laboratory
9315	Radium-226 (GFPC)	SW846	EET SL
9320	Radium-228 (GFPC)	SW846	EET SL
Ra226_Ra228	Combined Radium-226 and Radium-228	TAL-STL	EET SL
PrecSep_0	Preparation, Precipitate Separation	None	EET SL
PrecSep-21	Preparation, Precipitate Separation (21-Day In-Growth)	None	EET SL

Protocol References:

None = None

SW846 = "Test Methods For Evaluating Solid Waste, Physical/Chemical Methods", Third Edition, November 1986 And Its Updates.

TAL-STL = TestAmerica Laboratories, St. Louis, Facility Standard Operating Procedure.

Laboratory References:

EET SL = Eurofins St. Louis, 13715 Rider Trail North, Earth City, MO 63045, TEL (314)298-8566



301 Alpha Drive
 RIDC Park
 Pittsburgh, PA 15238-2907
 phone 412 963 7058 fax 412 963 2468

Regulatory Program: DW NPDES RCRA Other

TestAmerica Laboratories, Inc.

Client Contact		Project Manager: Dawn Prell		Site Contact: Dawn Prell		Date: 08/02/2023		COC No												
Joju Abraham		Tel/Fax 248-536-5445		Lab Contact David Fuller		Carrier		1 of 1 COCs												
Southern Company		Analysis Turnaround Time						Sampler												
241 Ralph McGill Blvd SE B10185		<input checked="" type="checkbox"/> CALENDAR DAYS <input type="checkbox"/> WORKING DAYS						For Lab Use Only.												
Atlanta, GA 30308		TAT if different from Below ___3-5 days___						Walk-in Client.												
JAbraham@southernco.com		<input type="checkbox"/> 2 weeks						Lab Sampling												
Project Name: CCR - Plant Scherer AP1 PZs		<input type="checkbox"/> 1 week						Job / SDG No												
Site Georgia		<input type="checkbox"/> 2 days																		
Project # 31406440.008		<input type="checkbox"/> 1 day																		
Sample Identification		Sample Date	Sample Time	Sample Type (C=Comp, G=Grab)	Matrix	# of Cont.	Filtered Sample (Y/N)	Perform MS/MSD (Y/N)	App III metals B, Ca	App IV metals Sb, As, Ba, Be, Cd, Cr, Co, Pb, Li, Hg, Mo, Se, Tl	Radium 226 + 228	Mg, Na, K, Mn, Fe	Sulfide	HCO3, CO3 Alkalinity	Cl, F, SO4, TDS	Sample Specific Notes				
SCH-PZ-13S		8/2/2023	16 59	G	WG	8	N	N	X	X	X	X	X	X	X					
SCH-PZ-39S		8/2/2023	13 47	G	WG	8	N	N	X	X	X	X	X	X	X					
SCH-PZ-41S		8/2/2023	10 40	G	WG	8	N	N	X	X	X	X	X	X	X					
SCH-PZ-42I		8/2/2023	13 29	G	WG	8	N	N	X	X	X	X	X	X	X					
SCH-PZ-43S		8/2/2023	10 19	G	WG	8	N	N	X	X	X	X	X	X	X					
SCH-PZ-44I		8/2/2023	11 32	G	WG	8	N	N	X	X	X	X	X	X	X					
SCH-AP1-FD-3		8/2/2023	--	G	WG	8	N	N	X	X	X	X	X	X	X					
SCH-AP1-EB-3		8/2/2023	14 12	G	WQ	8	N	N	X	X	X	X	X	X	X					
SCH-AP1-FB-3		8/2/2023	13 00	G	WQ	8	N	N	X	X	X	X	X	X	X					
SCH-PZ-69I		8/2/2023	11 54	G	WG	8	N	N	X	X	X	X	X	X	X					
Preservation Used: 1= Ice, 2= HCl; 3= H2SO4; 4=HNO3; 5=NaOH; 6= Other							4	4	4	1	6	1	1							
Possible Hazard Identification. Are any samples from a listed EPA Hazardous Waste? Please List any EPA Waste Codes for the sample in the Comments Section if the lab is to dispose of the sample							Sample Disposal (A fee may be assessed if samples are retained longer than 1 month)													
<input type="checkbox"/> Non-Hazard <input type="checkbox"/> Flammable <input type="checkbox"/> Skin Irritant <input type="checkbox"/> Poison B <input type="checkbox"/> Unknown							<input type="checkbox"/> Return to Client <input type="checkbox"/> Disposal by Lab <input type="checkbox"/> Archive for _____ Months													
Special Instructions/QC Requirements & Comments SCH-CCR-ASSMT-2023S2																				
Custody Seals Intact. <input type="checkbox"/> Yes <input type="checkbox"/> No																				
Custody Seal No																				
Cooler Temp (°C) Obs'd _____ Corr'd _____ Therm ID No _____																				
Relinquished by: MARK MANU <i>[Signature]</i>		Company: NSP		Date/Time: 08/03/23 0800		Received by: MIRA GEMMILL <i>[Signature]</i>		Company: CGW Nov		Date/Time: 8/3/23 8:00 AM										
Relinquished by:		Company:		Date/Time:		Received by:		Company:		Date/Time:										
Relinquished by:		Company:		Date/Time:		Received in Laboratory by: <i>[Signature]</i>		Company: M		Date/Time: 8-3-23 1130										



45/43 5.1/4.8 4.1/3.8 5.2/5.0



Login Sample Receipt Checklist

Client: Southern Company

Job Number: 680-238568-2

Login Number: 238568

List Number: 1

Creator: Sims, Robert D

List Source: Eurofins Savannah

Question	Answer	Comment
Radioactivity wasn't checked or is </= background as measured by a survey meter.	N/A	
The cooler's custody seal, if present, is intact.	True	
Sample custody seals, if present, are intact.	True	
The cooler or samples do not appear to have been compromised or tampered with.	True	
Samples were received on ice.	True	
Cooler Temperature is acceptable.	True	
Cooler Temperature is recorded.	True	
COC is present.	True	
COC is filled out in ink and legible.	True	
COC is filled out with all pertinent information.	True	
Is the Field Sampler's name present on COC?	True	
There are no discrepancies between the containers received and the COC.	True	
Samples are received within Holding Time (excluding tests with immediate HTs)	True	
Sample containers have legible labels.	True	
Containers are not broken or leaking.	True	
Sample collection date/times are provided.	True	
Appropriate sample containers are used.	True	
Sample bottles are completely filled.	True	
Sample Preservation Verified.	N/A	
There is sufficient vol. for all requested analyses, incl. any requested MS/MSDs	True	
Containers requiring zero headspace have no headspace or bubble is <6mm (1/4").	N/A	
Multiphasic samples are not present.	True	
Samples do not require splitting or compositing.	True	
Residual Chlorine Checked.	N/A	

Login Sample Receipt Checklist

Client: Southern Company

Job Number: 680-238568-2

Login Number: 238568

List Number: 2

Creator: Sharkey-Gonzalez, Briana L

List Source: Eurofins St. Louis

List Creation: 08/08/23 01:12 PM

Question	Answer	Comment
Radioactivity wasn't checked or is <=/ background as measured by a survey meter.	True	
The cooler's custody seal, if present, is intact.	True	
Sample custody seals, if present, are intact.	True	
The cooler or samples do not appear to have been compromised or tampered with.	True	
Samples were received on ice.	N/A	
Cooler Temperature is acceptable.	True	
Cooler Temperature is recorded.	True	
COC is present.	True	
COC is filled out in ink and legible.	True	
COC is filled out with all pertinent information.	True	
Is the Field Sampler's name present on COC?	True	
There are no discrepancies between the containers received and the COC.	True	
Samples are received within Holding Time (excluding tests with immediate HTs)	True	
Sample containers have legible labels.	True	
Containers are not broken or leaking.	True	
Sample collection date/times are provided.	True	
Appropriate sample containers are used.	True	
Sample bottles are completely filled.	True	
Sample Preservation Verified.	True	
There is sufficient vol. for all requested analyses, incl. any requested MS/MSDs	True	
Containers requiring zero headspace have no headspace or bubble is <6mm (1/4").	True	
Multiphasic samples are not present.	True	
Samples do not require splitting or compositing.	True	
Residual Chlorine Checked.	N/A	





ANALYTICAL REPORT

PREPARED FOR

Attn: Joju Abraham
Southern Company
241 Ralph McGill Blvd SE
B10185
Atlanta, Georgia 30308

Generated 9/1/2023 9:13:19 AM

JOB DESCRIPTION

CCR - Plant Scherer Additional PZ

JOB NUMBER

680-238570-2

Eurofins Savannah

Job Notes

This report may not be reproduced except in full, and with written approval from the laboratory. The results relate only to the samples tested. For questions please contact the Project Manager at the e-mail address or telephone number listed on this page.

The test results in this report relate only to the samples as received by the laboratory and will meet all requirements of the methodology, with any exceptions noted. This report shall not be reproduced except in full, without the express written approval of the laboratory. All questions should be directed to the Eurofins Environment Testing Southeast, LLC Project Manager.

Authorization



Generated
9/1/2023 9:13:19 AM

Authorized for release by
David Fuller, Project Manager
David.Fuller@et.eurofinsus.com
(770)344-8986

Definitions/Glossary

Client: Southern Company
Project/Site: CCR - Plant Scherer Additional PZ

Job ID: 680-238570-2

Qualifiers

Rad

Qualifier	Qualifier Description
G	The Sample MDC is greater than the requested RL.
U	Result is less than the sample detection limit.

Glossary

Abbreviation	These commonly used abbreviations may or may not be present in this report.
α	Listed under the "D" column to designate that the result is reported on a dry weight basis
%R	Percent Recovery
CFL	Contains Free Liquid
CFU	Colony Forming Unit
CNF	Contains No Free Liquid
DER	Duplicate Error Ratio (normalized absolute difference)
Dil Fac	Dilution Factor
DL	Detection Limit (DoD/DOE)
DL, RA, RE, IN	Indicates a Dilution, Re-analysis, Re-extraction, or additional Initial metals/anion analysis of the sample
DLC	Decision Level Concentration (Radiochemistry)
EDL	Estimated Detection Limit (Dioxin)
LOD	Limit of Detection (DoD/DOE)
LOQ	Limit of Quantitation (DoD/DOE)
MCL	EPA recommended "Maximum Contaminant Level"
MDA	Minimum Detectable Activity (Radiochemistry)
MDC	Minimum Detectable Concentration (Radiochemistry)
MDL	Method Detection Limit
ML	Minimum Level (Dioxin)
MPN	Most Probable Number
MQL	Method Quantitation Limit
NC	Not Calculated
ND	Not Detected at the reporting limit (or MDL or EDL if shown)
NEG	Negative / Absent
POS	Positive / Present
PQL	Practical Quantitation Limit
PRES	Presumptive
QC	Quality Control
RER	Relative Error Ratio (Radiochemistry)
RL	Reporting Limit or Requested Limit (Radiochemistry)
RPD	Relative Percent Difference, a measure of the relative difference between two points
TEF	Toxicity Equivalent Factor (Dioxin)
TEQ	Toxicity Equivalent Quotient (Dioxin)
TNTC	Too Numerous To Count

Sample Summary

Client: Southern Company
Project/Site: CCR - Plant Scherer Additional PZ

Job ID: 680-238570-2

Lab Sample ID	Client Sample ID	Matrix	Collected	Received
680-238570-1	SCH-PZ-25S	Water	08/02/23 10:43	08/03/23 11:30

1

2

3

4

5

6

7

8

9

10

11

12

13

Case Narrative

Client: Southern Company
Project/Site: CCR - Plant Scherer Additional PZ

Job ID: 680-238570-2

Job ID: 680-238570-2

Laboratory: Eurofins Savannah

Narrative

Job Narrative 680-238570-2

Receipt

The samples were received on 8/3/2023 11:30 AM. Unless otherwise noted below, the samples arrived in good condition, and, where required, properly preserved and on ice. The temperature of the cooler at receipt time was 4.1°C

Gas Flow Proportional Counter

Method 9315_Ra226: Radium-226 batch 623453 Any minimum detectable concentration (MDC), critical value (DLC), or Safe Drinking Water Act detection limit (SDWA DL) is sample-specific unless otherwise stated elsewhere in this narrative. Radiochemistry sample results are reported with the count date/time applied as the Activity Reference Date. SCH-PZ-25S (680-238570-1), (LCS 160-623453/2-A), (MB 160-623453/1-A), (380-57380-D-1-A) and (380-57380-D-1-B DU)

Method 9320_Ra228: Radium 228 batch 623454 The detection goal was not met for the following sample(s). The samples and batch QC were prepped at full volume. Matrix interferences are suspected because the method blank achieved the detection goal demonstrating acceptable sample preparation and instrument performance: SCH-PZ-25S (680-238570-1). Analytical results are reported with the detection limit achieved.

Method 9320_Ra228: Radium 228 batch 623454 Any minimum detectable concentration (MDC), critical value (DLC), or Safe Drinking Water Act detection limit (SDWA DL) is sample-specific unless otherwise stated elsewhere in this narrative. Radiochemistry sample results are reported with the count date/time applied as the Activity Reference Date. SCH-PZ-25S (680-238570-1), (LCS 160-623454/2-A), (MB 160-623454/1-A), (380-57380-D-1-C) and (380-57380-D-1-D DU)

No additional analytical or quality issues were noted, other than those described above or in the Definitions/ Glossary page.

Rad

No additional analytical or quality issues were noted, other than those described above or in the Definitions/ Glossary page.



Client Sample Results

Client: Southern Company
 Project/Site: CCR - Plant Scherer Additional PZ

Job ID: 680-238570-2

Client Sample ID: SCH-PZ-25S

Lab Sample ID: 680-238570-1

Date Collected: 08/02/23 10:43

Matrix: Water

Date Received: 08/03/23 11:30

Method: SW846 9315 - Radium-226 (GFPC)

Analyte	Result	Qualifier	Count Uncert. (2σ+/-)	Total Uncert. (2σ+/-)	RL	MDC	Unit	Prepared	Analyzed	Dil Fac
Radium-226	0.0357	U	0.0988	0.0988	1.00	0.186	pCi/L	08/09/23 09:45	08/31/23 07:47	1
Carrier	%Yield	Qualifier	Limits					Prepared	Analyzed	Dil Fac
Ba Carrier	55.6		30 - 110					08/09/23 09:45	08/31/23 07:47	1

Method: SW846 9320 - Radium-228 (GFPC)

Analyte	Result	Qualifier	Count Uncert. (2σ+/-)	Total Uncert. (2σ+/-)	RL	MDC	Unit	Prepared	Analyzed	Dil Fac
Radium-228	-0.237	U G	0.555	0.556	1.00	1.09	pCi/L	08/09/23 09:51	08/25/23 15:12	1
Carrier	%Yield	Qualifier	Limits					Prepared	Analyzed	Dil Fac
Ba Carrier	55.6		30 - 110					08/09/23 09:51	08/25/23 15:12	1
Y Carrier	83.0		30 - 110					08/09/23 09:51	08/25/23 15:12	1

Method: TAL-STL Ra226_Ra228 - Combined Radium-226 and Radium-228

Analyte	Result	Qualifier	Count Uncert. (2σ+/-)	Total Uncert. (2σ+/-)	RL	MDC	Unit	Prepared	Analyzed	Dil Fac
Combined Radium 226 + 228	-0.201	U	0.564	0.565	5.00	1.09	pCi/L		08/31/23 17:20	1

Tracer/Carrier Summary

Client: Southern Company
Project/Site: CCR - Plant Scherer Additional PZ

Job ID: 680-238570-2

Method: 9315 - Radium-226 (GFPC)

Matrix: Water

Prep Type: Total/NA

		Percent Yield (Acceptance Limits)	
Lab Sample ID	Client Sample ID	Ba (30-110)	
380-57380-D-1-B DU	Duplicate	85.5	
680-238570-1	SCH-PZ-25S	55.6	
LCS 160-623453/2-A	Lab Control Sample	81.6	
MB 160-623453/1-A	Method Blank	79.2	
Tracer/Carrier Legend			
Ba = Ba Carrier			

Method: 9320 - Radium-228 (GFPC)

Matrix: Water

Prep Type: Total/NA

		Percent Yield (Acceptance Limits)	
Lab Sample ID	Client Sample ID	Ba (30-110)	Y (30-110)
380-57380-D-1-D DU	Duplicate	85.5	84.1
680-238570-1	SCH-PZ-25S	55.6	83.0
LCS 160-623454/2-A	Lab Control Sample	81.6	83.0
MB 160-623454/1-A	Method Blank	79.2	76.3
Tracer/Carrier Legend			
Ba = Ba Carrier			
Y = Y Carrier			

QC Sample Results

Client: Southern Company
Project/Site: CCR - Plant Scherer Additional PZ

Job ID: 680-238570-2

Method: 9315 - Radium-226 (GFPC)

Lab Sample ID: MB 160-623453/1-A
Matrix: Water
Analysis Batch: 626294

Client Sample ID: Method Blank
Prep Type: Total/NA
Prep Batch: 623453

Analyte	MB		Count	Total	RL	MDC	Unit	Prepared	Analyzed	Dil Fac
	Result	MB Qualifier	Uncert. (2σ+/-)	Uncert. (2σ+/-)						
Radium-226	0.02612	U	0.0696	0.0696	1.00	0.131	pCi/L	08/09/23 09:45	08/31/23 07:35	1
Carrier	MB %Yield	MB Qualifier	Limits		Prepared	Analyzed	Dil Fac			
Ba Carrier	79.2		30 - 110		08/09/23 09:45	08/31/23 07:35	1			

Lab Sample ID: LCS 160-623453/2-A
Matrix: Water
Analysis Batch: 626294

Client Sample ID: Lab Control Sample
Prep Type: Total/NA
Prep Batch: 623453

Analyte	Spike Added	LCS Result	LCS Qual	Total	RL	MDC	Unit	%Rec	%Rec Limits
				Uncert. (2σ+/-)					
Radium-226	11.3	10.48		1.13	1.00	0.141	pCi/L	92	75 - 125
Carrier	LCS %Yield	LCS Qualifier	Limits						
Ba Carrier	81.6		30 - 110						

Lab Sample ID: 380-57380-D-1-B DU
Matrix: Water
Analysis Batch: 626294

Client Sample ID: Duplicate
Prep Type: Total/NA
Prep Batch: 623453

Analyte	Sample		DU		Total	RL	MDC	Unit	RER	RER Limit
	Result	Sample Qual	Result	DU Qual	Uncert. (2σ+/-)					
Radium-226	0.0247	U	0.08403		0.0797	1.00	0.0759	pCi/L	0.42	1
Carrier	DU %Yield	DU Qualifier	Limits							
Ba Carrier	85.5		30 - 110							

Method: 9320 - Radium-228 (GFPC)

Lab Sample ID: MB 160-623454/1-A
Matrix: Water
Analysis Batch: 625602

Client Sample ID: Method Blank
Prep Type: Total/NA
Prep Batch: 623454

Analyte	MB		Count	Total	RL	MDC	Unit	Prepared	Analyzed	Dil Fac
	Result	MB Qualifier	Uncert. (2σ+/-)	Uncert. (2σ+/-)						
Radium-228	0.3863	U	0.434	0.436	1.00	0.711	pCi/L	08/09/23 09:51	08/25/23 14:59	1
Carrier	MB %Yield	MB Qualifier	Limits		Prepared	Analyzed	Dil Fac			
Ba Carrier	79.2		30 - 110		08/09/23 09:51	08/25/23 14:59	1			
Y Carrier	76.3		30 - 110		08/09/23 09:51	08/25/23 14:59	1			

QC Sample Results

Client: Southern Company
 Project/Site: CCR - Plant Scherer Additional PZ

Job ID: 680-238570-2

Method: 9320 - Radium-228 (GFPC) (Continued)

Lab Sample ID: LCS 160-623454/2-A
Matrix: Water
Analysis Batch: 625602

Client Sample ID: Lab Control Sample
Prep Type: Total/NA
Prep Batch: 623454

Analyte	Spike Added	LCS Result	LCS Qual	Total Uncert. (2σ+/-)	RL	MDC	Unit	%Rec	%Rec Limits	
										Radium-228
LCS LCS										
Carrier	%Yield	Qualifier	Limits							
Ba Carrier	81.6		30 - 110							
Y Carrier	83.0		30 - 110							

Lab Sample ID: 380-57380-D-1-D DU
Matrix: Water
Analysis Batch: 625602

Client Sample ID: Duplicate
Prep Type: Total/NA
Prep Batch: 623454

Analyte	Sample Result	Sample Qual	DU Result	DU Qual	Total Uncert. (2σ+/-)	RL	MDC	Unit	RER	RER Limit
DU DU										
Carrier	%Yield	Qualifier	Limits							
Ba Carrier	85.5		30 - 110							
Y Carrier	84.1		30 - 110							

QC Association Summary

Client: Southern Company
Project/Site: CCR - Plant Scherer Additional PZ

Job ID: 680-238570-2

Rad

Prep Batch: 623453

Lab Sample ID	Client Sample ID	Prep Type	Matrix	Method	Prep Batch
680-238570-1	SCH-PZ-25S	Total/NA	Water	PrecSep-21	
MB 160-623453/1-A	Method Blank	Total/NA	Water	PrecSep-21	
LCS 160-623453/2-A	Lab Control Sample	Total/NA	Water	PrecSep-21	
380-57380-D-1-B DU	Duplicate	Total/NA	Water	PrecSep-21	

Prep Batch: 623454

Lab Sample ID	Client Sample ID	Prep Type	Matrix	Method	Prep Batch
680-238570-1	SCH-PZ-25S	Total/NA	Water	PrecSep_0	
MB 160-623454/1-A	Method Blank	Total/NA	Water	PrecSep_0	
LCS 160-623454/2-A	Lab Control Sample	Total/NA	Water	PrecSep_0	
380-57380-D-1-D DU	Duplicate	Total/NA	Water	PrecSep_0	



Lab Chronicle

Client: Southern Company
 Project/Site: CCR - Plant Scherer Additional PZ

Job ID: 680-238570-2

Client Sample ID: SCH-PZ-25S

Lab Sample ID: 680-238570-1

Date Collected: 08/02/23 10:43

Matrix: Water

Date Received: 08/03/23 11:30

Prep Type	Batch Type	Batch Method	Run	Dil Factor	Initial Amount	Final Amount	Batch Number	Prepared or Analyzed	Analyst	Lab
Total/NA	Prep	PrecSep-21			958.65 mL	1.0 g	623453	08/09/23 09:45	KAC	EET SL
Total/NA	Analysis	9315		1			626304	08/31/23 07:47	FLC	EET SL
Instrument ID: GFPCBLUE										
Total/NA	Prep	PrecSep_0			958.65 mL	1.0 g	623454	08/09/23 09:51	KAC	EET SL
Total/NA	Analysis	9320		1			625591	08/25/23 15:12	FLC	EET SL
Instrument ID: GFPCBLUE										
Total/NA	Analysis	Ra226_Ra228		1			626144	08/31/23 17:20	EMH	EET SL
Instrument ID: NOEQUIP										

Laboratory References:

EET SL = Eurofins St. Louis, 13715 Rider Trail North, Earth City, MO 63045, TEL (314)298-8566



Accreditation/Certification Summary

Client: Southern Company
 Project/Site: CCR - Plant Scherer Additional PZ

Job ID: 680-238570-2

Laboratory: Eurofins St. Louis

All accreditations/certifications held by this laboratory are listed. Not all accreditations/certifications are applicable to this report.

Authority	Program	Identification Number	Expiration Date
Alaska (UST)	State	20-001	05-06-25
ANAB	Dept. of Defense ELAP	L2305	04-06-25
ANAB	Dept. of Energy	L2305.01	04-06-25
ANAB	ISO/IEC 17025	L2305	04-06-25
Arizona	State	AZ0813	12-08-23
California	Los Angeles County Sanitation Districts	10259	06-30-22 *
California	State	2886	06-30-24
Connecticut	State	PH-0241	03-31-25
Florida	NELAP	E87689	06-30-24
HI - RadChem Recognition	State	n/a	06-30-24
Illinois	NELAP	200023	11-30-23
Iowa	State	373	12-01-24
Kansas	NELAP	E-10236	10-31-23
Kentucky (DW)	State	KY90125	12-31-23
Kentucky (WW)	State	KY90125 (Permit KY0004049)	12-31-23
Louisiana	NELAP	04080	06-30-22 *
Louisiana (All)	NELAP	04080	06-30-24
Louisiana (DW)	State	LA011	12-31-23
Maryland	State	310	09-30-24
Massachusetts	State	M-MO054	06-30-24
MI - RadChem Recognition	State	9005	06-30-24
Missouri	State	780	06-30-25
Nevada	State	MO000542020-1	07-31-24
New Jersey	NELAP	MO002	06-30-24
New Mexico	State	MO00054	06-30-24
New York	NELAP	11616	03-31-24
North Carolina (DW)	State	29700	07-31-24
North Dakota	State	R-207	06-30-24
Oklahoma	NELAP	9997	08-31-23
Oregon	NELAP	4157	09-01-23
Pennsylvania	NELAP	68-00540	02-28-24
South Carolina	State	85002001	06-30-23 *
Texas	NELAP	T104704193	07-31-24
US Fish & Wildlife	US Federal Programs	058448	07-31-24
USDA	US Federal Programs	P330-17-00028	05-18-26
Utah	NELAP	MO000542021-14	07-31-23 *
Virginia	NELAP	10310	06-15-25
West Virginia DEP	State	381	10-31-23

* Accreditation/Certification renewal pending - accreditation/certification considered valid.

Method Summary

Client: Southern Company
Project/Site: CCR - Plant Scherer Additional PZ

Job ID: 680-238570-2

Method	Method Description	Protocol	Laboratory
9315	Radium-226 (GFPC)	SW846	EET SL
9320	Radium-228 (GFPC)	SW846	EET SL
Ra226_Ra228	Combined Radium-226 and Radium-228	TAL-STL	EET SL
PrecSep_0	Preparation, Precipitate Separation	None	EET SL
PrecSep-21	Preparation, Precipitate Separation (21-Day In-Growth)	None	EET SL

Protocol References:

None = None

SW846 = "Test Methods For Evaluating Solid Waste, Physical/Chemical Methods", Third Edition, November 1986 And Its Updates.

TAL-STL = TestAmerica Laboratories, St. Louis, Facility Standard Operating Procedure.

Laboratory References:

EET SL = Eurofins St. Louis, 13715 Rider Trail North, Earth City, MO 63045, TEL (314)298-8566



TestAmerica Pittsburgh

301 Alpha Drive
 RIDC Park
 Pittsburgh, PA 15238-2907
 phone 412 963 7058 fax 412 963 2468

Chain of Custody Record



THE LEADER IN ENVIRONMENTAL TESTING

estAmerica Laboratories, Inc.

Regulatory Program: DW NPDES RCRA Other

Client Contact		Project Manager: Dawn Prell		Site Contact Dawn Prell		Date: 08/02/2023		COC No											
Joju Abraham		Tel/Fax: 248-536-5445		Lab Contact David Fuller		Carrier		1 of 1 COCs											
Southern Company		Analysis Turnaround Time		Filtered Sample (Y/N) Perform MS / MSD (Y/N) App III metals B, Ca App IV metals Sb, As, Ba, Be, Cd, Cr, Co, Pb, Li, Hg, Mo, Se, Ti Radium 226 + 228 Mg, Na, K Co only HCO ₃ , CO ₃ Alkalinity Cl, F, SO ₄ , TDS		Sampler For Lab Use Only Walk-in Client Lab Sampling		Job / SDG No											
241 Ralph McGill Blvd SE B10185		<input checked="" type="checkbox"/> CALENDAR DAYS <input type="checkbox"/> WORKING DAYS																	
Atlanta, GA 30308		TAT if different from Below ___ 3-5 days ___																	
JAbraham@southernco.com		<input type="checkbox"/> 2 weeks																	
Project Name: CCR - Plant Scherer Additional PZ		<input type="checkbox"/> 1 week																	
Site Georgia		<input type="checkbox"/> 2 days																	
Project # 31406440.008		<input type="checkbox"/> 1 day																	
Sample Identification		Sample Date	Sample Time	Sample Type (C=Comp, G=Grab)	Matrix	# of Cont.	Filtered	MS	MSD	III metals	IV metals	Radium	Mg, Na, K	Co only	HCO ₃ , CO ₃	Cl, F, SO ₄ , TDS	Sample Specific Notes		
SCH-PZ-25S		8/2/2023	10 43	G	WG	6	N	N	X	X	X	X	X	X	X	X	680-238570 Chain of Custody		
SCH-PZ-25I		8/2/2023	13 03	G	WG	3	N	N	X				X	X	X	X			
Preservation Used: 1= Ice, 2= HCl; 3= H ₂ SO ₄ ; 4=HNO ₃ ; 5=NaOH; 6= Other							4	4	4	1	1	1	1						
Possible Hazard Identification: Are any samples from a listed EPA Hazardous Waste? Please List any EPA Waste Codes for the sample in the Comments Section if the lab is to dispose of the sample							Sample Disposal (A fee may be assessed if samples are retained longer than 1 month)												
<input type="checkbox"/> Non-Hazard <input type="checkbox"/> Flammable <input type="checkbox"/> Skin Irritant <input type="checkbox"/> Poison B <input type="checkbox"/> Unknown							<input type="checkbox"/> Return to Client <input type="checkbox"/> Disposal by Lab <input type="checkbox"/> Archive for _____ Months												
Special Instructions/QC Requirements & Comments: SCH-CCR-ASSMT-2023S2																			
Custody Seals Intact <input type="checkbox"/> Yes <input type="checkbox"/> No		Custody Seal No		Cooler Temp (°C) Obs'd		Corr'd		Therm ID No											
Relinquished by: MARK MANN / <i>[Signature]</i>		Company: WSP		Date/Time: 08/03/23		Received by: <i>[Signature]</i>		Company: <i>[Signature]</i>		Date/Time: 8/3/23 8 AM									
Relinquished by:		Company:		Date/Time:		Received by:		Company:		Date/Time:									
Relinquished by:		Company:		Date/Time:		Received in Laboratory by: <i>[Signature]</i>		Company: <i>[Signature]</i>		Date/Time: 8.3.23 1130									

Login Sample Receipt Checklist

Client: Southern Company

Job Number: 680-238570-2

Login Number: 238570

List Number: 1

Creator: Sims, Robert D

List Source: Eurofins Savannah

Question	Answer	Comment
Radioactivity wasn't checked or is <=/ background as measured by a survey meter.	N/A	
The cooler's custody seal, if present, is intact.	True	
Sample custody seals, if present, are intact.	True	
The cooler or samples do not appear to have been compromised or tampered with.	True	
Samples were received on ice.	True	
Cooler Temperature is acceptable.	True	
Cooler Temperature is recorded.	True	
COC is present.	True	
COC is filled out in ink and legible.	True	
COC is filled out with all pertinent information.	True	
Is the Field Sampler's name present on COC?	True	
There are no discrepancies between the containers received and the COC.	True	
Samples are received within Holding Time (excluding tests with immediate HTs)	True	
Sample containers have legible labels.	True	
Containers are not broken or leaking.	True	
Sample collection date/times are provided.	True	
Appropriate sample containers are used.	True	
Sample bottles are completely filled.	True	
Sample Preservation Verified.	N/A	
There is sufficient vol. for all requested analyses, incl. any requested MS/MSDs	True	
Containers requiring zero headspace have no headspace or bubble is <6mm (1/4").	N/A	
Multiphasic samples are not present.	True	
Samples do not require splitting or compositing.	True	
Residual Chlorine Checked.	N/A	



Login Sample Receipt Checklist

Client: Southern Company

Job Number: 680-238570-2

Login Number: 238570

List Number: 2

Creator: Sharkey-Gonzalez, Briana L

List Source: Eurofins St. Louis

List Creation: 08/08/23 01:24 PM

Question	Answer	Comment
Radioactivity wasn't checked or is <=/ background as measured by a survey meter.	True	
The cooler's custody seal, if present, is intact.	True	
Sample custody seals, if present, are intact.	True	
The cooler or samples do not appear to have been compromised or tampered with.	True	
Samples were received on ice.	N/A	
Cooler Temperature is acceptable.	True	
Cooler Temperature is recorded.	True	
COC is present.	True	
COC is filled out in ink and legible.	True	
COC is filled out with all pertinent information.	True	
Is the Field Sampler's name present on COC?	True	
There are no discrepancies between the containers received and the COC.	True	
Samples are received within Holding Time (excluding tests with immediate HTs)	True	
Sample containers have legible labels.	True	
Containers are not broken or leaking.	True	
Sample collection date/times are provided.	True	
Appropriate sample containers are used.	True	
Sample bottles are completely filled.	True	
Sample Preservation Verified.	True	
There is sufficient vol. for all requested analyses, incl. any requested MS/MSDs	True	
Containers requiring zero headspace have no headspace or bubble is <6mm (1/4").	True	
Multiphasic samples are not present.	True	
Samples do not require splitting or compositing.	True	
Residual Chlorine Checked.	N/A	





ANALYTICAL REPORT

PREPARED FOR

Attn: Joju Abraham
Southern Company
241 Ralph McGill Blvd SE
B10185
Atlanta, Georgia 30308

Generated 9/8/2023 10:43:30 AM

JOB DESCRIPTION

CCR - Plant Scherer Ash Pond

JOB NUMBER

680-238571-2

Eurofins Savannah

Job Notes

This report may not be reproduced except in full, and with written approval from the laboratory. The results relate only to the samples tested. For questions please contact the Project Manager at the e-mail address or telephone number listed on this page.

The test results in this report relate only to the samples as received by the laboratory and will meet all requirements of the methodology, with any exceptions noted. This report shall not be reproduced except in full, without the express written approval of the laboratory. All questions should be directed to the Eurofins Environment Testing Southeast, LLC Project Manager.

Authorization



Generated
9/8/2023 10:43:30 AM

Authorized for release by
David Fuller, Project Manager
David.Fuller@et.eurofinsus.com
(770)344-8986

Definitions/Glossary

Client: Southern Company
Project/Site: CCR - Plant Scherer Ash Pond

Job ID: 680-238571-2

Qualifiers

Rad

Qualifier	Qualifier Description
U	Result is less than the sample detection limit.

Glossary

Abbreviation	These commonly used abbreviations may or may not be present in this report.
α	Listed under the "D" column to designate that the result is reported on a dry weight basis
%R	Percent Recovery
CFL	Contains Free Liquid
CFU	Colony Forming Unit
CNF	Contains No Free Liquid
DER	Duplicate Error Ratio (normalized absolute difference)
Dil Fac	Dilution Factor
DL	Detection Limit (DoD/DOE)
DL, RA, RE, IN	Indicates a Dilution, Re-analysis, Re-extraction, or additional Initial metals/anion analysis of the sample
DLC	Decision Level Concentration (Radiochemistry)
EDL	Estimated Detection Limit (Dioxin)
LOD	Limit of Detection (DoD/DOE)
LOQ	Limit of Quantitation (DoD/DOE)
MCL	EPA recommended "Maximum Contaminant Level"
MDA	Minimum Detectable Activity (Radiochemistry)
MDC	Minimum Detectable Concentration (Radiochemistry)
MDL	Method Detection Limit
ML	Minimum Level (Dioxin)
MPN	Most Probable Number
MQL	Method Quantitation Limit
NC	Not Calculated
ND	Not Detected at the reporting limit (or MDL or EDL if shown)
NEG	Negative / Absent
POS	Positive / Present
PQL	Practical Quantitation Limit
PRES	Presumptive
QC	Quality Control
RER	Relative Error Ratio (Radiochemistry)
RL	Reporting Limit or Requested Limit (Radiochemistry)
RPD	Relative Percent Difference, a measure of the relative difference between two points
TEF	Toxicity Equivalent Factor (Dioxin)
TEQ	Toxicity Equivalent Quotient (Dioxin)
TNTC	Too Numerous To Count

Sample Summary

Client: Southern Company
Project/Site: CCR - Plant Scherer Ash Pond

Job ID: 680-238571-2

Lab Sample ID	Client Sample ID	Matrix	Collected	Received
680-238571-1	SCH-SGWC-11	Water	08/02/23 15:41	08/03/23 11:30
680-238571-2	SCH-SGWC-13	Water	08/02/23 15:55	08/03/23 11:30

1

2

3

4

5

6

7

8

9

10

11

12

13

Case Narrative

Client: Southern Company
Project/Site: CCR - Plant Scherer Ash Pond

Job ID: 680-238571-2

Job ID: 680-238571-2

Laboratory: Eurofins Savannah

Narrative

Job Narrative 680-238571-2

Receipt

The samples were received on 8/3/2023 11:30 AM. Unless otherwise noted below, the samples arrived in good condition, and, where required, properly preserved and on ice. The temperature of the cooler at receipt time was 5.0°C

Gas Flow Proportional Counter

Method 9315_Ra226: Radium-226 Prep Batch 160-623459 Insufficient sample volume was available to perform a sample duplicate for the following samples: SCH-SGWC-11 (680-238571-1) and SCH-SGWC-13 (680-238571-2). A laboratory control sample/ laboratory control sample duplicate (LCS/LCSD) were prepared instead to demonstrate batch precision.

Method 9315_Ra226: Radium-226 batch 623459 Any minimum detectable concentration (MDC), critical value (DLC), or Safe Drinking Water Act detection limit (SDWA DL) is sample-specific unless otherwise stated elsewhere in this narrative. Radiochemistry sample results are reported with the count date/time applied as the Activity Reference Date. SCH-SGWC-11 (680-238571-1), SCH-SGWC-13 (680-238571-2), (LCS 160-623459/2-A), (LCSD 160-623459/3-A) and (MB 160-623459/1-A)

Method 9320_Ra228: Radium-228 Prep Batch 160-623460 Insufficient sample volume was available to perform a sample duplicate for the following samples: SCH-SGWC-11 (680-238571-1) and SCH-SGWC-13 (680-238571-2). A laboratory control sample/ laboratory control sample duplicate (LCS/LCSD) were prepared instead to demonstrate batch precision.

Method 9320_Ra228: Radium-228 batch 623460 Any minimum detectable concentration (MDC), critical value (DLC), or Safe Drinking Water Act detection limit (SDWA DL) is sample-specific unless otherwise stated elsewhere in this narrative. Radiochemistry sample results are reported with the count date/time applied as the Activity Reference Date. SCH-SGWC-11 (680-238571-1), SCH-SGWC-13 (680-238571-2), (LCS 160-623460/2-A), (LCSD 160-623460/3-A) and (MB 160-623460/1-A)

No additional analytical or quality issues were noted, other than those described above or in the Definitions/ Glossary page.

Rad

No additional analytical or quality issues were noted, other than those described above or in the Definitions/ Glossary page.

Client Sample Results

Client: Southern Company
 Project/Site: CCR - Plant Scherer Ash Pond

Job ID: 680-238571-2

Client Sample ID: SCH-SGWC-11

Lab Sample ID: 680-238571-1

Date Collected: 08/02/23 15:41

Matrix: Water

Date Received: 08/03/23 11:30

Method: SW846 9315 - Radium-226 (GFPC)

Analyte	Result	Qualifier	Count Uncert. (2σ+/-)	Total Uncert. (2σ+/-)	RL	MDC	Unit	Prepared	Analyzed	Dil Fac
Radium-226	0.000	U	0.203	0.203	1.00	0.406	pCi/L	08/09/23 10:16	09/01/23 16:23	1
Carrier	%Yield	Qualifier	Limits					Prepared	Analyzed	Dil Fac
Ba Carrier	84.8		30 - 110					08/09/23 10:16	09/01/23 16:23	1

Method: SW846 9320 - Radium-228 (GFPC)

Analyte	Result	Qualifier	Count Uncert. (2σ+/-)	Total Uncert. (2σ+/-)	RL	MDC	Unit	Prepared	Analyzed	Dil Fac
Radium-228	1.23		0.494	0.507	1.00	0.651	pCi/L	08/09/23 10:19	09/01/23 11:41	1
Carrier	%Yield	Qualifier	Limits					Prepared	Analyzed	Dil Fac
Ba Carrier	84.8		30 - 110					08/09/23 10:19	09/01/23 11:41	1
Y Carrier	83.7		30 - 110					08/09/23 10:19	09/01/23 11:41	1

Method: TAL-STL Ra226_Ra228 - Combined Radium-226 and Radium-228

Analyte	Result	Qualifier	Count Uncert. (2σ+/-)	Total Uncert. (2σ+/-)	RL	MDC	Unit	Prepared	Analyzed	Dil Fac
Combined Radium 226 + 228	1.23		0.534	0.546	5.00	0.651	pCi/L		09/07/23 15:41	1

Client Sample ID: SCH-SGWC-13

Lab Sample ID: 680-238571-2

Date Collected: 08/02/23 15:55

Matrix: Water

Date Received: 08/03/23 11:30

Method: SW846 9315 - Radium-226 (GFPC)

Analyte	Result	Qualifier	Count Uncert. (2σ+/-)	Total Uncert. (2σ+/-)	RL	MDC	Unit	Prepared	Analyzed	Dil Fac
Radium-226	0.0862	U	0.193	0.194	1.00	0.352	pCi/L	08/09/23 10:16	09/01/23 16:23	1
Carrier	%Yield	Qualifier	Limits					Prepared	Analyzed	Dil Fac
Ba Carrier	89.7		30 - 110					08/09/23 10:16	09/01/23 16:23	1

Method: SW846 9320 - Radium-228 (GFPC)

Analyte	Result	Qualifier	Count Uncert. (2σ+/-)	Total Uncert. (2σ+/-)	RL	MDC	Unit	Prepared	Analyzed	Dil Fac
Radium-228	0.545		0.367	0.370	1.00	0.544	pCi/L	08/09/23 10:19	09/01/23 11:41	1
Carrier	%Yield	Qualifier	Limits					Prepared	Analyzed	Dil Fac
Ba Carrier	89.7		30 - 110					08/09/23 10:19	09/01/23 11:41	1
Y Carrier	84.1		30 - 110					08/09/23 10:19	09/01/23 11:41	1

Client Sample Results

Client: Southern Company
Project/Site: CCR - Plant Scherer Ash Pond

Job ID: 680-238571-2

Client Sample ID: SCH-SGWC-13

Lab Sample ID: 680-238571-2

Date Collected: 08/02/23 15:55

Matrix: Water

Date Received: 08/03/23 11:30

Method: TAL-STL Ra226_Ra228 - Combined Radium-226 and Radium-228

Analyte	Result	Qualifier	Count Uncert. (2σ+/-)	Total Uncert. (2σ+/-)	RL	MDC	Unit	Prepared	Analyzed	Dil Fac
Combined Radium 226 + 228	0.631		0.415	0.418	5.00	0.544	pCi/L		09/07/23 15:41	1

Tracer/Carrier Summary

Client: Southern Company
 Project/Site: CCR - Plant Scherer Ash Pond

Job ID: 680-238571-2

Method: 9315 - Radium-226 (GFPC)

Matrix: Water

Prep Type: Total/NA

		Percent Yield (Acceptance Limits)	
Lab Sample ID	Client Sample ID	Ba (30-110)	
680-238571-1	SCH-SGWC-11	84.8	
680-238571-2	SCH-SGWC-13	89.7	
LCS 160-623459/2-A	Lab Control Sample	87.5	
LCSD 160-623459/3-A	Lab Control Sample Dup	90.2	
MB 160-623459/1-A	Method Blank	90.2	
Tracer/Carrier Legend			
Ba = Ba Carrier			

Method: 9320 - Radium-228 (GFPC)

Matrix: Water

Prep Type: Total/NA

		Percent Yield (Acceptance Limits)	
Lab Sample ID	Client Sample ID	Ba (30-110)	Y (30-110)
680-238571-1	SCH-SGWC-11	84.8	83.7
680-238571-2	SCH-SGWC-13	89.7	84.1
LCS 160-623460/2-A	Lab Control Sample	87.5	85.2
LCSD 160-623460/3-A	Lab Control Sample Dup	90.2	86.4
MB 160-623460/1-A	Method Blank	90.2	85.2
Tracer/Carrier Legend			
Ba = Ba Carrier			
Y = Y Carrier			

QC Sample Results

Client: Southern Company
Project/Site: CCR - Plant Scherer Ash Pond

Job ID: 680-238571-2

Method: 9315 - Radium-226 (GFPC)

Lab Sample ID: MB 160-623459/1-A
Matrix: Water
Analysis Batch: 626379

Client Sample ID: Method Blank
Prep Type: Total/NA
Prep Batch: 623459

Analyte	MB	MB	Count	Total	RL	MDC	Unit	Prepared	Analyzed	Dil Fac
	Result	Qualifier	Uncert. (2σ+/-)	Uncert. (2σ+/-)						
Radium-226	-0.1426	U	0.0897	0.0906	1.00	0.306	pCi/L	08/09/23 10:16	09/01/23 16:08	1
Carrier	MB %Yield	MB Qualifier	Limits				Prepared		Analyzed	Dil Fac
Ba Carrier	90.2		30 - 110				08/09/23 10:16		09/01/23 16:08	1

Lab Sample ID: LCS 160-623459/2-A
Matrix: Water
Analysis Batch: 626379

Client Sample ID: Lab Control Sample
Prep Type: Total/NA
Prep Batch: 623459

Analyte	Spike Added	LCS Result	LCS Qual	Total	RL	MDC	Unit	%Rec	%Rec Limits
				Uncert. (2σ+/-)					
Radium-226	11.3	11.17		1.44	1.00	0.314	pCi/L	99	75 - 125
Carrier	LCS %Yield	LCS Qualifier	Limits						
Ba Carrier	87.5		30 - 110						

Lab Sample ID: LCSD 160-623459/3-A
Matrix: Water
Analysis Batch: 626379

Client Sample ID: Lab Control Sample Dup
Prep Type: Total/NA
Prep Batch: 623459

Analyte	Spike Added	LCSD Result	LCSD Qual	Total	RL	MDC	Unit	%Rec	%Rec Limits	RER	RER
				Uncert. (2σ+/-)							Limit
Radium-226	11.3	11.10		1.43	1.00	0.423	pCi/L	98	75 - 125	0.02	1
Carrier	LCSD %Yield	LCSD Qualifier	Limits								
Ba Carrier	90.2		30 - 110								

Method: 9320 - Radium-228 (GFPC)

Lab Sample ID: MB 160-623460/1-A
Matrix: Water
Analysis Batch: 626379

Client Sample ID: Method Blank
Prep Type: Total/NA
Prep Batch: 623460

Analyte	MB	MB	Count	Total	RL	MDC	Unit	Prepared	Analyzed	Dil Fac
	Result	Qualifier	Uncert. (2σ+/-)	Uncert. (2σ+/-)						
Radium-228	0.8774		0.449	0.456	1.00	0.645	pCi/L	08/09/23 10:19	09/01/23 11:36	1
Carrier	MB %Yield	MB Qualifier	Limits				Prepared		Analyzed	Dil Fac
Ba Carrier	90.2		30 - 110				08/09/23 10:19		09/01/23 11:36	1
Y Carrier	85.2		30 - 110				08/09/23 10:19		09/01/23 11:36	1

QC Sample Results

Client: Southern Company
 Project/Site: CCR - Plant Scherer Ash Pond

Job ID: 680-238571-2

Method: 9320 - Radium-228 (GFPC) (Continued)

Lab Sample ID: LCS 160-623460/2-A

Matrix: Water

Analysis Batch: 626379

Client Sample ID: Lab Control Sample

Prep Type: Total/NA

Prep Batch: 623460

Analyte	Spike Added	LCS Result	LCS Qual	Total Uncert. (2σ+/-)	RL	MDC	Unit	%Rec	%Rec Limits		
Radium-228	7.91	9.158		1.28	1.00	0.524	pCi/L	116	75 - 125		
LCS LCS											
Carrier	%Yield	Qualifier	Limits								
Ba Carrier	87.5		30 - 110								
Y Carrier	85.2		30 - 110								

Lab Sample ID: LCSD 160-623460/3-A

Matrix: Water

Analysis Batch: 626379

Client Sample ID: Lab Control Sample Dup

Prep Type: Total/NA

Prep Batch: 623460

Analyte	Spike Added	LCSD Result	LCSD Qual	Total Uncert. (2σ+/-)	RL	MDC	Unit	%Rec	%Rec Limits	RER	RER Limit
Radium-228	7.91	9.109		1.26	1.00	0.561	pCi/L	115	75 - 125	0.02	1
LCSD LCSD											
Carrier	%Yield	Qualifier	Limits								
Ba Carrier	90.2		30 - 110								
Y Carrier	86.4		30 - 110								

QC Association Summary

Client: Southern Company
Project/Site: CCR - Plant Scherer Ash Pond

Job ID: 680-238571-2

Rad

Prep Batch: 623459

Lab Sample ID	Client Sample ID	Prep Type	Matrix	Method	Prep Batch
680-238571-1	SCH-SGWC-11	Total/NA	Water	PrecSep-21	
680-238571-2	SCH-SGWC-13	Total/NA	Water	PrecSep-21	
MB 160-623459/1-A	Method Blank	Total/NA	Water	PrecSep-21	
LCS 160-623459/2-A	Lab Control Sample	Total/NA	Water	PrecSep-21	
LCSD 160-623459/3-A	Lab Control Sample Dup	Total/NA	Water	PrecSep-21	

Prep Batch: 623460

Lab Sample ID	Client Sample ID	Prep Type	Matrix	Method	Prep Batch
680-238571-1	SCH-SGWC-11	Total/NA	Water	PrecSep_0	
680-238571-2	SCH-SGWC-13	Total/NA	Water	PrecSep_0	
MB 160-623460/1-A	Method Blank	Total/NA	Water	PrecSep_0	
LCS 160-623460/2-A	Lab Control Sample	Total/NA	Water	PrecSep_0	
LCSD 160-623460/3-A	Lab Control Sample Dup	Total/NA	Water	PrecSep_0	

Lab Chronicle

Client: Southern Company
 Project/Site: CCR - Plant Scherer Ash Pond

Job ID: 680-238571-2

Client Sample ID: SCH-SGWC-11

Lab Sample ID: 680-238571-1

Date Collected: 08/02/23 15:41

Matrix: Water

Date Received: 08/03/23 11:30

Prep Type	Batch Type	Batch Method	Run	Dil Factor	Initial Amount	Final Amount	Batch Number	Prepared or Analyzed	Analyst	Lab
Total/NA	Prep	PrecSep-21			972.65 mL	1.0 g	623459	08/09/23 10:16	KAC	EET SL
Total/NA	Analysis	9315		1			626387	09/01/23 16:23	FLC	EET SL
Instrument ID: GFPCPURPLE										
Total/NA	Prep	PrecSep_0			972.65 mL	1.0 g	623460	08/09/23 10:19	KAC	EET SL
Total/NA	Analysis	9320		1			626387	09/01/23 11:41	FLC	EET SL
Instrument ID: GFPCPURPLE										
Total/NA	Analysis	Ra226_Ra228		1			626553	09/07/23 15:41	EMH	EET SL
Instrument ID: NOEQUIP										

Client Sample ID: SCH-SGWC-13

Lab Sample ID: 680-238571-2

Date Collected: 08/02/23 15:55

Matrix: Water

Date Received: 08/03/23 11:30

Prep Type	Batch Type	Batch Method	Run	Dil Factor	Initial Amount	Final Amount	Batch Number	Prepared or Analyzed	Analyst	Lab
Total/NA	Prep	PrecSep-21			980.17 mL	1.0 g	623459	08/09/23 10:16	KAC	EET SL
Total/NA	Analysis	9315		1			626387	09/01/23 16:23	FLC	EET SL
Instrument ID: GFPCPURPLE										
Total/NA	Prep	PrecSep_0			980.17 mL	1.0 g	623460	08/09/23 10:19	KAC	EET SL
Total/NA	Analysis	9320		1			626387	09/01/23 11:41	FLC	EET SL
Instrument ID: GFPCPURPLE										
Total/NA	Analysis	Ra226_Ra228		1			626553	09/07/23 15:41	EMH	EET SL
Instrument ID: NOEQUIP										

Laboratory References:

EET SL = Eurofins St. Louis, 13715 Rider Trail North, Earth City, MO 63045, TEL (314)298-8566

Accreditation/Certification Summary

Client: Southern Company
 Project/Site: CCR - Plant Scherer Ash Pond

Job ID: 680-238571-2

Laboratory: Eurofins St. Louis

All accreditations/certifications held by this laboratory are listed. Not all accreditations/certifications are applicable to this report.

Authority	Program	Identification Number	Expiration Date
Alaska (UST)	State	20-001	05-06-25
ANAB	Dept. of Defense ELAP	L2305	04-06-25
ANAB	Dept. of Energy	L2305.01	04-06-25
ANAB	ISO/IEC 17025	L2305	04-06-25
Arizona	State	AZ0813	12-08-23
California	Los Angeles County Sanitation Districts	10259	06-30-22 *
California	State	2886	06-30-24
Connecticut	State	PH-0241	03-31-25
Florida	NELAP	E87689	06-30-24
HI - RadChem Recognition	State	n/a	06-30-24
Illinois	NELAP	200023	11-30-23
Iowa	State	373	12-01-24
Kansas	NELAP	E-10236	10-31-23
Kentucky (DW)	State	KY90125	12-31-23
Kentucky (WW)	State	KY90125 (Permit KY0004049)	12-31-23
Louisiana	NELAP	04080	06-30-22 *
Louisiana (All)	NELAP	04080	06-30-24
Louisiana (DW)	State	LA011	12-31-23
Maryland	State	310	09-30-24
Massachusetts	State	M-MO054	06-30-24
MI - RadChem Recognition	State	9005	06-30-24
Missouri	State	780	06-30-25
Nevada	State	MO000542020-1	07-31-24
New Jersey	NELAP	MO002	06-30-24
New Mexico	State	MO00054	06-30-24
New York	NELAP	11616	03-31-24
North Carolina (DW)	State	29700	07-31-24
North Dakota	State	R-207	06-30-24
Oregon	NELAP	4157	09-01-24
Pennsylvania	NELAP	68-00540	02-28-24
South Carolina	State	85002001	06-30-23 *
Texas	NELAP	T104704193	07-31-24
US Fish & Wildlife	US Federal Programs	058448	07-31-24
USDA	US Federal Programs	P330-17-00028	05-18-26
Utah	NELAP	MO000542021-14	07-31-24
Virginia	NELAP	10310	06-15-25
West Virginia DEP	State	381	10-31-23

* Accreditation/Certification renewal pending - accreditation/certification considered valid.

Method Summary

Client: Southern Company
Project/Site: CCR - Plant Scherer Ash Pond

Job ID: 680-238571-2

Method	Method Description	Protocol	Laboratory
9315	Radium-226 (GFPC)	SW846	EET SL
9320	Radium-228 (GFPC)	SW846	EET SL
Ra226_Ra228	Combined Radium-226 and Radium-228	TAL-STL	EET SL
PrecSep_0	Preparation, Precipitate Separation	None	EET SL
PrecSep-21	Preparation, Precipitate Separation (21-Day In-Growth)	None	EET SL

Protocol References:

None = None

SW846 = "Test Methods For Evaluating Solid Waste, Physical/Chemical Methods", Third Edition, November 1986 And Its Updates.

TAL-STL = TestAmerica Laboratories, St. Louis, Facility Standard Operating Procedure.

Laboratory References:

EET SL = Eurofins St. Louis, 13715 Rider Trail North, Earth City, MO 63045, TEL (314)298-8566

TestAmerica Pittsburgh

Chain of Custody Record




THE LEADER IN ENVIRONMENTAL TESTING

301 Alpha Drive
 RIDC Park
 Pittsburgh, PA 15238-2907
 phone 412 963 7058 fax 412 963 2468

Regulatory Program: DW NPDES RCRA Other

TestAmerica Laboratories, Inc.

Client Contact Joju Abraham Southern Company 241 Ralph McGill Blvd SE B10185 Atlanta, GA 30308 JAbraham@southernco.com		Project Manager Dawn Prell Tel/Fax: 248-536-5445		Site Contact Dawn Prell Lab Contact David Fuller		Date 08/02/2023		COC No __1__ of __1__ COCs																															
Analysis Turnaround Time <input checked="" type="checkbox"/> CALENDAR DAYS <input type="checkbox"/> WORKING DAYS TAT if different from Below __3-5 days__ <input type="checkbox"/> 2 weeks <input type="checkbox"/> 1 week <input type="checkbox"/> 2 days <input type="checkbox"/> 1 day		Sample Identification		Sample Date		Sample Time		Sample Type (C=Comp, G=Grab)		Matrix		# of Cont.		Filtered Sample (Y/N)		Perform MS / MSD (Y/N)		App III metals B, Ca		App IV metals Sb, As, Ba, Be, Cd, Cr, Co, Pb, Li, Hg, Mo, Se, Tl		Radium 226 + 228		Mg, Na, K, Mn, Fe		Sulfide		HCO ₃ , CO ₃ Alkalinity		Cl, F, SO ₄ , TDS		Sampler		For Lab Use Only. Walk-in Client Lab Sampling		Job / SDG No		Sample Specific Notes	
Project Name: CCR - Plant Scherer Ash Pond Site Georgia Project #: 31406440.008		SCH-SGWC-11		8/2/2023		15 41		G		WG		10		N N		X X		X X		X X		X X		X X		X X		X X		X X		X X		X X		X X		Extra Rad	
		SCH-SGWC-13		8/2/2023		15 55		G		WG		8		N N		X X		X X		X X		X X		X X		X X		X X		X X		X X		X X					
Preservation Used: 1= Ice, 2= HCl; 3= H ₂ SO ₄ ; 4=HNO ₃ ; 5=NaOH; 6= Other																																							
Possible Hazard Identification Are any samples from a listed EPA Hazardous Waste? Please List any EPA Waste Codes for the sample in the Comments Section if the lab is to dispose of the sample		Sample Disposal (A fee may be assessed if si																																					
<input type="checkbox"/> Non-Hazard <input type="checkbox"/> Flammable <input type="checkbox"/> Skin Irritant <input type="checkbox"/> Poison B <input type="checkbox"/> Unknown		<input type="checkbox"/> Return to Client <input type="checkbox"/> Disposal Lab <input type="checkbox"/> Archive for _____ Months																																					
Special Instructions/QC Requirements & Comments: SCH-CCR-ASSMT-2023S2																																							
Custody Seals Intact. <input type="checkbox"/> Yes <input type="checkbox"/> No		Custody Seal No		Cooler Temp (°C) Obs'd		Corr'd		Therm ID No.																															
Relinquished by: MARK MANN <i>Mark Mann</i>		Company: WSP		Date/Time: 08/02/23		Received by: MARK GEMMILL		Company: <i>Consilium</i>		Date/Time: 8/3/23 8:00 AM																													
Relinquished by:		Company:		Date/Time:		Received by:		Company:		Date/Time:																													
Relinquished by:		Company:		Date/Time:		Received in Laboratory by: <i>D.M.</i>		Company: <i>W</i>		Date/Time: 8-3-23 1130																													



680-238571 Chain of Custody

5.2/5.0

Login Sample Receipt Checklist

Client: Southern Company

Job Number: 680-238571-2

Login Number: 238571

List Number: 1

Creator: Sims, Robert D

List Source: Eurofins Savannah

Question	Answer	Comment
Radioactivity wasn't checked or is <=/ background as measured by a survey meter.	N/A	
The cooler's custody seal, if present, is intact.	True	
Sample custody seals, if present, are intact.	True	
The cooler or samples do not appear to have been compromised or tampered with.	True	
Samples were received on ice.	True	
Cooler Temperature is acceptable.	True	
Cooler Temperature is recorded.	True	
COC is present.	True	
COC is filled out in ink and legible.	True	
COC is filled out with all pertinent information.	True	
Is the Field Sampler's name present on COC?	True	
There are no discrepancies between the containers received and the COC.	True	
Samples are received within Holding Time (excluding tests with immediate HTs)	True	
Sample containers have legible labels.	True	
Containers are not broken or leaking.	True	
Sample collection date/times are provided.	True	
Appropriate sample containers are used.	True	
Sample bottles are completely filled.	True	
Sample Preservation Verified.	N/A	
There is sufficient vol. for all requested analyses, incl. any requested MS/MSDs	True	
Containers requiring zero headspace have no headspace or bubble is <6mm (1/4").	N/A	
Multiphasic samples are not present.	True	
Samples do not require splitting or compositing.	True	
Residual Chlorine Checked.	N/A	



Login Sample Receipt Checklist

Client: Southern Company

Job Number: 680-238571-2

Login Number: 238571

List Number: 2

Creator: Sharkey-Gonzalez, Briana L

List Source: Eurofins St. Louis

List Creation: 08/08/23 01:19 PM

Question	Answer	Comment
Radioactivity wasn't checked or is <=/ background as measured by a survey meter.	True	
The cooler's custody seal, if present, is intact.	True	
Sample custody seals, if present, are intact.	True	
The cooler or samples do not appear to have been compromised or tampered with.	True	
Samples were received on ice.	N/A	
Cooler Temperature is acceptable.	True	
Cooler Temperature is recorded.	True	
COC is present.	True	
COC is filled out in ink and legible.	True	
COC is filled out with all pertinent information.	True	
Is the Field Sampler's name present on COC?	True	
There are no discrepancies between the containers received and the COC.	True	
Samples are received within Holding Time (excluding tests with immediate HTs)	True	
Sample containers have legible labels.	True	
Containers are not broken or leaking.	True	
Sample collection date/times are provided.	True	
Appropriate sample containers are used.	True	
Sample bottles are completely filled.	True	
Sample Preservation Verified.	True	
There is sufficient vol. for all requested analyses, incl. any requested MS/MSDs	True	
Containers requiring zero headspace have no headspace or bubble is <6mm (1/4").	True	
Multiphasic samples are not present.	True	
Samples do not require splitting or compositing.	True	
Residual Chlorine Checked.	N/A	





ANALYTICAL REPORT

PREPARED FOR

Attn: Joju Abraham
Southern Company
241 Ralph McGill Blvd SE
B10185
Atlanta, Georgia 30308

Generated 9/8/2023 4:03:04 PM

JOB DESCRIPTION

CCR - Plant Scherer Ash Pond

JOB NUMBER

680-238755-2

Eurofins Savannah

Job Notes

This report may not be reproduced except in full, and with written approval from the laboratory. The results relate only to the samples tested. For questions please contact the Project Manager at the e-mail address or telephone number listed on this page.

The test results in this report relate only to the samples as received by the laboratory and will meet all requirements of the methodology, with any exceptions noted. This report shall not be reproduced except in full, without the express written approval of the laboratory. All questions should be directed to the Eurofins Environment Testing Southeast, LLC Project Manager.

Authorization



Generated
9/8/2023 4:03:04 PM

Authorized for release by
David Fuller, Project Manager
David.Fuller@et.eurofinsus.com
(770)344-8986

Definitions/Glossary

Client: Southern Company
Project/Site: CCR - Plant Scherer Ash Pond

Job ID: 680-238755-2

Qualifiers

Rad

Qualifier	Qualifier Description
U	Result is less than the sample detection limit.

Glossary

Abbreviation	These commonly used abbreviations may or may not be present in this report.
α	Listed under the "D" column to designate that the result is reported on a dry weight basis
%R	Percent Recovery
CFL	Contains Free Liquid
CFU	Colony Forming Unit
CNF	Contains No Free Liquid
DER	Duplicate Error Ratio (normalized absolute difference)
Dil Fac	Dilution Factor
DL	Detection Limit (DoD/DOE)
DL, RA, RE, IN	Indicates a Dilution, Re-analysis, Re-extraction, or additional Initial metals/anion analysis of the sample
DLC	Decision Level Concentration (Radiochemistry)
EDL	Estimated Detection Limit (Dioxin)
LOD	Limit of Detection (DoD/DOE)
LOQ	Limit of Quantitation (DoD/DOE)
MCL	EPA recommended "Maximum Contaminant Level"
MDA	Minimum Detectable Activity (Radiochemistry)
MDC	Minimum Detectable Concentration (Radiochemistry)
MDL	Method Detection Limit
ML	Minimum Level (Dioxin)
MPN	Most Probable Number
MQL	Method Quantitation Limit
NC	Not Calculated
ND	Not Detected at the reporting limit (or MDL or EDL if shown)
NEG	Negative / Absent
POS	Positive / Present
PQL	Practical Quantitation Limit
PRES	Presumptive
QC	Quality Control
RER	Relative Error Ratio (Radiochemistry)
RL	Reporting Limit or Requested Limit (Radiochemistry)
RPD	Relative Percent Difference, a measure of the relative difference between two points
TEF	Toxicity Equivalent Factor (Dioxin)
TEQ	Toxicity Equivalent Quotient (Dioxin)
TNTC	Too Numerous To Count

Sample Summary

Client: Southern Company
Project/Site: CCR - Plant Scherer Ash Pond

Job ID: 680-238755-2

Lab Sample ID	Client Sample ID	Matrix	Collected	Received
680-238755-1	SCH-SGWA-3	Water	08/07/23 12:50	08/08/23 11:10
680-238755-2	SCH-SGWA-4	Water	08/07/23 15:46	08/08/23 11:10
680-238755-3	SCH-SGWC-9	Water	08/07/23 11:09	08/08/23 11:10
680-238755-4	SCH-SGWC-10	Water	08/07/23 12:59	08/08/23 11:10
680-238755-5	SCH-SGWC-12	Water	08/07/23 15:18	08/08/23 11:10
680-238755-6	SCH-SGWC-15	Water	08/07/23 16:12	08/08/23 11:10
680-238755-7	SCH-SGWC-17	Water	08/07/23 14:47	08/08/23 11:10
680-238755-8	SCH-SGWC-18	Water	08/07/23 12:42	08/08/23 11:10
680-238755-9	SCH-SGWC-19	Water	08/07/23 11:34	08/08/23 11:10
680-238755-10	SCH-SGWC-20	Water	08/07/23 16:02	08/08/23 11:10
680-238755-11	SCH-SGWC-22	Water	08/07/23 14:21	08/08/23 11:10
680-238755-12	SCH-AP1-FD-2	Water	08/07/23 00:00	08/08/23 11:10
680-238755-13	SCH-AP1-EB-1	Water	08/07/23 11:09	08/08/23 11:10
680-238755-14	SCH-AP1-EB-2	Water	08/07/23 16:57	08/08/23 11:10
680-238755-15	SCH-AP1-FB-2	Water	08/07/23 14:30	08/08/23 11:10

- 1
- 2
- 3
- 4
- 5
- 6
- 7
- 8
- 9
- 10
- 11
- 12
- 13

Case Narrative

Client: Southern Company
Project/Site: CCR - Plant Scherer Ash Pond

Job ID: 680-238755-2

Job ID: 680-238755-2

Laboratory: Eurofins Savannah

Narrative

Job Narrative 680-238755-2

Receipt

The samples were received on 8/8/2023 11:10 AM. Unless otherwise noted below, the samples arrived in good condition, and, where required, properly preserved and on ice. The temperatures of the 5 coolers at receipt time were 2.2°C, 2.7°C, 2.7°C, 3.0°C and 3.2°C

Gas Flow Proportional Counter

Method 9315_Ra226: Radium-226 batch 623794 Any minimum detectable concentration (MDC), critical value (DLC), or Safe Drinking Water Act detection limit (SDWA DL) is sample-specific unless otherwise stated elsewhere in this narrative. Radiochemistry sample results are reported with the count date/time applied as the Activity Reference Date. SCH-SGWA-3 (680-238755-1), SCH-SGWA-4 (680-238755-2), SCH-SGWC-9 (680-238755-3), SCH-SGWC-10 (680-238755-4), SCH-SGWC-12 (680-238755-5), SCH-SGWC-15 (680-238755-6), SCH-SGWC-17 (680-238755-7), SCH-SGWC-18 (680-238755-8), SCH-SGWC-19 (680-238755-9), (LCS 160-623794/2-A) and (MB 160-623794/1-A)

Method 9315_Ra226: Radium-226 batch 623965 Any minimum detectable concentration (MDC), critical value (DLC), or Safe Drinking Water Act detection limit (SDWA DL) is sample-specific unless otherwise stated elsewhere in this narrative. Radiochemistry sample results are reported with the count date/time applied as the Activity Reference Date. SCH-SGWC-20 (680-238755-10), SCH-SGWC-22 (680-238755-11), SCH-AP1-FD-2 (680-238755-12), SCH-AP1-EB-1 (680-238755-13), SCH-AP1-EB-2 (680-238755-14), SCH-AP1-FB-2 (680-238755-15), (LCS 160-623965/2-A), (MB 160-623965/1-A), (500-237765-H-5-A) and (500-237765-G-5-A DU)

Method 9320_Ra228: Radium-228 batch 623798 Any minimum detectable concentration (MDC), critical value (DLC), or Safe Drinking Water Act detection limit (SDWA DL) is sample-specific unless otherwise stated elsewhere in this narrative. Radiochemistry sample results are reported with the count date/time applied as the Activity Reference Date. SCH-SGWA-3 (680-238755-1), SCH-SGWA-4 (680-238755-2), SCH-SGWC-9 (680-238755-3), SCH-SGWC-10 (680-238755-4), SCH-SGWC-15 (680-238755-6), SCH-SGWC-17 (680-238755-7), SCH-SGWC-18 (680-238755-8), SCH-SGWC-19 (680-238755-9), (LCS 160-623798/2-A), (MB 160-623798/1-A), (500-237836-F-1-B) and (500-237836-H-1-B DU)

Method 9320_Ra228: Radium-228 prep batch 160-624488: Any minimum detectable concentration (MDC), critical value (DLC), or Safe Drinking Water Act detection limit (SDWA DL) is sample-specific unless otherwise stated elsewhere in this narrative. Radiochemistry sample results are reported with the count date/time applied as the Activity Reference Date. SCH-SGWC-12 (680-238755-5), (LCS 160-624488/2-A), (MB 160-624488/1-A), (810-73689-A-1-C) and (810-73689-A-1-D DU)

Method 9320_Ra228: Radium-228 batch 623970 Any minimum detectable concentration (MDC), critical value (DLC), or Safe Drinking Water Act detection limit (SDWA DL) is sample-specific unless otherwise stated elsewhere in this narrative. Radiochemistry sample results are reported with the count date/time applied as the Activity Reference Date. SCH-SGWC-20 (680-238755-10), SCH-SGWC-22 (680-238755-11), SCH-AP1-FD-2 (680-238755-12), SCH-AP1-EB-1 (680-238755-13), SCH-AP1-EB-2 (680-238755-14), SCH-AP1-FB-2 (680-238755-15), (LCS 160-623970/2-A), (MB 160-623970/1-A), (500-237765-H-5-B) and (500-237765-G-5-B DU)

No additional analytical or quality issues were noted, other than those described above or in the Definitions/ Glossary page.

Rad

No additional analytical or quality issues were noted, other than those described above or in the Definitions/ Glossary page.

Client Sample Results

Client: Southern Company
Project/Site: CCR - Plant Scherer Ash Pond

Job ID: 680-238755-2

Client Sample ID: SCH-SGWA-3

Lab Sample ID: 680-238755-1

Date Collected: 08/07/23 12:50

Matrix: Water

Date Received: 08/08/23 11:10

Method: SW846 9315 - Radium-226 (GFPC)

Analyte	Result	Qualifier	Count Uncert. (2σ+/-)	Total Uncert. (2σ+/-)	RL	MDC	Unit	Prepared	Analyzed	Dil Fac
Radium-226	-0.00797	U	0.0433	0.0433	1.00	0.0972	pCi/L	08/11/23 09:49	09/05/23 15:23	1
Carrier	%Yield	Qualifier	Limits					Prepared	Analyzed	Dil Fac
Ba Carrier	83.3		30 - 110					08/11/23 09:49	09/05/23 15:23	1

Method: SW846 9320 - Radium-228 (GFPC)

Analyte	Result	Qualifier	Count Uncert. (2σ+/-)	Total Uncert. (2σ+/-)	RL	MDC	Unit	Prepared	Analyzed	Dil Fac
Radium-228	1.67		0.630	0.649	1.00	0.809	pCi/L	08/11/23 10:02	08/17/23 14:11	1
Carrier	%Yield	Qualifier	Limits					Prepared	Analyzed	Dil Fac
Ba Carrier	83.3		30 - 110					08/11/23 10:02	08/17/23 14:11	1
Y Carrier	70.7		30 - 110					08/11/23 10:02	08/17/23 14:11	1

Method: TAL-STL Ra226_Ra228 - Combined Radium-226 and Radium-228

Analyte	Result	Qualifier	Count Uncert. (2σ+/-)	Total Uncert. (2σ+/-)	RL	MDC	Unit	Prepared	Analyzed	Dil Fac
Combined Radium 226 + 228	1.66		0.631	0.650	5.00	0.809	pCi/L		09/07/23 13:54	1

Client Sample ID: SCH-SGWA-4

Lab Sample ID: 680-238755-2

Date Collected: 08/07/23 15:46

Matrix: Water

Date Received: 08/08/23 11:10

Method: SW846 9315 - Radium-226 (GFPC)

Analyte	Result	Qualifier	Count Uncert. (2σ+/-)	Total Uncert. (2σ+/-)	RL	MDC	Unit	Prepared	Analyzed	Dil Fac
Radium-226	0.0453	U	0.0612	0.0613	1.00	0.103	pCi/L	08/11/23 09:49	09/05/23 15:23	1
Carrier	%Yield	Qualifier	Limits					Prepared	Analyzed	Dil Fac
Ba Carrier	81.6		30 - 110					08/11/23 09:49	09/05/23 15:23	1

Method: SW846 9320 - Radium-228 (GFPC)

Analyte	Result	Qualifier	Count Uncert. (2σ+/-)	Total Uncert. (2σ+/-)	RL	MDC	Unit	Prepared	Analyzed	Dil Fac
Radium-228	0.679	U	0.461	0.465	1.00	0.686	pCi/L	08/11/23 10:02	08/17/23 14:11	1
Carrier	%Yield	Qualifier	Limits					Prepared	Analyzed	Dil Fac
Ba Carrier	81.6		30 - 110					08/11/23 10:02	08/17/23 14:11	1
Y Carrier	82.6		30 - 110					08/11/23 10:02	08/17/23 14:11	1

Client Sample Results

Client: Southern Company
 Project/Site: CCR - Plant Scherer Ash Pond

Job ID: 680-238755-2

Client Sample ID: SCH-SGWA-4

Lab Sample ID: 680-238755-2

Date Collected: 08/07/23 15:46

Matrix: Water

Date Received: 08/08/23 11:10

Method: TAL-STL Ra226_Ra228 - Combined Radium-226 and Radium-228

Analyte	Result	Qualifier	Count Uncert. (2σ+/-)	Total Uncert. (2σ+/-)	RL	MDC	Unit	Prepared	Analyzed	Dil Fac
Combined Radium 226 + 228	0.724		0.465	0.469	5.00	0.686	pCi/L		09/07/23 13:54	1

Client Sample ID: SCH-SGWC-9

Lab Sample ID: 680-238755-3

Date Collected: 08/07/23 11:09

Matrix: Water

Date Received: 08/08/23 11:10

Method: SW846 9315 - Radium-226 (GFPC)

Analyte	Result	Qualifier	Count Uncert. (2σ+/-)	Total Uncert. (2σ+/-)	RL	MDC	Unit	Prepared	Analyzed	Dil Fac
Radium-226	0.0168	U	0.0527	0.0527	1.00	0.101	pCi/L	08/11/23 09:49	09/05/23 15:23	1
Carrier	%Yield	Qualifier	Limits					Prepared	Analyzed	Dil Fac
Ba Carrier	76.7		30 - 110					08/11/23 09:49	09/05/23 15:23	1

Method: SW846 9320 - Radium-228 (GFPC)

Analyte	Result	Qualifier	Count Uncert. (2σ+/-)	Total Uncert. (2σ+/-)	RL	MDC	Unit	Prepared	Analyzed	Dil Fac
Radium-228	0.603		0.401	0.405	1.00	0.583	pCi/L	08/11/23 10:02	08/17/23 14:11	1
Carrier	%Yield	Qualifier	Limits					Prepared	Analyzed	Dil Fac
Ba Carrier	76.7		30 - 110					08/11/23 10:02	08/17/23 14:11	1
Y Carrier	82.2		30 - 110					08/11/23 10:02	08/17/23 14:11	1

Method: TAL-STL Ra226_Ra228 - Combined Radium-226 and Radium-228

Analyte	Result	Qualifier	Count Uncert. (2σ+/-)	Total Uncert. (2σ+/-)	RL	MDC	Unit	Prepared	Analyzed	Dil Fac
Combined Radium 226 + 228	0.619		0.404	0.408	5.00	0.583	pCi/L		09/07/23 13:54	1

Client Sample ID: SCH-SGWC-10

Lab Sample ID: 680-238755-4

Date Collected: 08/07/23 12:59

Matrix: Water

Date Received: 08/08/23 11:10

Method: SW846 9315 - Radium-226 (GFPC)

Analyte	Result	Qualifier	Count Uncert. (2σ+/-)	Total Uncert. (2σ+/-)	RL	MDC	Unit	Prepared	Analyzed	Dil Fac
Radium-226	0.0229	U	0.0522	0.0523	1.00	0.0958	pCi/L	08/11/23 09:49	09/05/23 15:23	1
Carrier	%Yield	Qualifier	Limits					Prepared	Analyzed	Dil Fac
Ba Carrier	86.3		30 - 110					08/11/23 09:49	09/05/23 15:23	1

Client Sample Results

Client: Southern Company
Project/Site: CCR - Plant Scherer Ash Pond

Job ID: 680-238755-2

Client Sample ID: SCH-SGWC-10

Lab Sample ID: 680-238755-4

Date Collected: 08/07/23 12:59

Matrix: Water

Date Received: 08/08/23 11:10

Method: SW846 9320 - Radium-228 (GFPC)

Analyte	Result	Qualifier	Count Uncert. (2σ+/-)	Total Uncert. (2σ+/-)	RL	MDC	Unit	Prepared	Analyzed	Dil Fac
Radium-228	0.0373	U	0.316	0.316	1.00	0.589	pCi/L	08/11/23 10:02	08/17/23 14:13	1
Carrier	%Yield	Qualifier	Limits					Prepared	Analyzed	Dil Fac
Ba Carrier	86.3		30 - 110					08/11/23 10:02	08/17/23 14:13	1
Y Carrier	79.6		30 - 110					08/11/23 10:02	08/17/23 14:13	1

Method: TAL-STL Ra226_Ra228 - Combined Radium-226 and Radium-228

Analyte	Result	Qualifier	Count Uncert. (2σ+/-)	Total Uncert. (2σ+/-)	RL	MDC	Unit	Prepared	Analyzed	Dil Fac
Combined Radium 226 + 228	0.0602	U	0.320	0.320	5.00	0.589	pCi/L		09/07/23 13:54	1

Client Sample ID: SCH-SGWC-12

Lab Sample ID: 680-238755-5

Date Collected: 08/07/23 15:18

Matrix: Water

Date Received: 08/08/23 11:10

Method: SW846 9315 - Radium-226 (GFPC)

Analyte	Result	Qualifier	Count Uncert. (2σ+/-)	Total Uncert. (2σ+/-)	RL	MDC	Unit	Prepared	Analyzed	Dil Fac
Radium-226	-0.0193	U	0.0843	0.0843	1.00	0.184	pCi/L	08/11/23 09:49	09/05/23 15:23	1
Carrier	%Yield	Qualifier	Limits					Prepared	Analyzed	Dil Fac
Ba Carrier	48.8		30 - 110					08/11/23 09:49	09/05/23 15:23	1

Method: SW846 9320 - Radium-228 (GFPC)

Analyte	Result	Qualifier	Count Uncert. (2σ+/-)	Total Uncert. (2σ+/-)	RL	MDC	Unit	Prepared	Analyzed	Dil Fac
Radium-228	0.385	U	0.377	0.379	1.00	0.607	pCi/L	08/17/23 10:45	08/24/23 11:28	1
Carrier	%Yield	Qualifier	Limits					Prepared	Analyzed	Dil Fac
Ba Carrier	91.0		30 - 110					08/17/23 10:45	08/24/23 11:28	1
Y Carrier	85.2		30 - 110					08/17/23 10:45	08/24/23 11:28	1

Method: TAL-STL Ra226_Ra228 - Combined Radium-226 and Radium-228

Analyte	Result	Qualifier	Count Uncert. (2σ+/-)	Total Uncert. (2σ+/-)	RL	MDC	Unit	Prepared	Analyzed	Dil Fac
Combined Radium 226 + 228	0.366	U	0.386	0.388	5.00	0.607	pCi/L		09/07/23 13:54	1

Client Sample Results

Client: Southern Company
 Project/Site: CCR - Plant Scherer Ash Pond

Job ID: 680-238755-2

Client Sample ID: SCH-SGWC-15

Lab Sample ID: 680-238755-6

Date Collected: 08/07/23 16:12

Matrix: Water

Date Received: 08/08/23 11:10

Method: SW846 9315 - Radium-226 (GFPC)

Analyte	Result	Qualifier	Count Uncert. (2σ+/-)	Total Uncert. (2σ+/-)	RL	MDC	Unit	Prepared	Analyzed	Dil Fac
Radium-226	0.0643	U	0.0651	0.0654	1.00	0.102	pCi/L	08/11/23 09:49	09/05/23 15:22	1
Carrier	%Yield	Qualifier	Limits					Prepared	Analyzed	Dil Fac
Ba Carrier	78.4		30 - 110					08/11/23 09:49	09/05/23 15:22	1

Method: SW846 9320 - Radium-228 (GFPC)

Analyte	Result	Qualifier	Count Uncert. (2σ+/-)	Total Uncert. (2σ+/-)	RL	MDC	Unit	Prepared	Analyzed	Dil Fac
Radium-228	0.755	U	0.535	0.539	1.00	0.818	pCi/L	08/11/23 10:02	08/17/23 14:13	1
Carrier	%Yield	Qualifier	Limits					Prepared	Analyzed	Dil Fac
Ba Carrier	78.4		30 - 110					08/11/23 10:02	08/17/23 14:13	1
Y Carrier	78.9		30 - 110					08/11/23 10:02	08/17/23 14:13	1

Method: TAL-STL Ra226_Ra228 - Combined Radium-226 and Radium-228

Analyte	Result	Qualifier	Count Uncert. (2σ+/-)	Total Uncert. (2σ+/-)	RL	MDC	Unit	Prepared	Analyzed	Dil Fac
Combined Radium 226 + 228	0.819		0.539	0.543	5.00	0.818	pCi/L		09/07/23 13:54	1

Client Sample ID: SCH-SGWC-17

Lab Sample ID: 680-238755-7

Date Collected: 08/07/23 14:47

Matrix: Water

Date Received: 08/08/23 11:10

Method: SW846 9315 - Radium-226 (GFPC)

Analyte	Result	Qualifier	Count Uncert. (2σ+/-)	Total Uncert. (2σ+/-)	RL	MDC	Unit	Prepared	Analyzed	Dil Fac
Radium-226	0.00408	U	0.0513	0.0513	1.00	0.103	pCi/L	08/11/23 09:49	09/05/23 15:22	1
Carrier	%Yield	Qualifier	Limits					Prepared	Analyzed	Dil Fac
Ba Carrier	88.2		30 - 110					08/11/23 09:49	09/05/23 15:22	1

Method: SW846 9320 - Radium-228 (GFPC)

Analyte	Result	Qualifier	Count Uncert. (2σ+/-)	Total Uncert. (2σ+/-)	RL	MDC	Unit	Prepared	Analyzed	Dil Fac
Radium-228	0.258	U	0.442	0.443	1.00	0.753	pCi/L	08/11/23 10:02	08/17/23 14:13	1
Carrier	%Yield	Qualifier	Limits					Prepared	Analyzed	Dil Fac
Ba Carrier	88.2		30 - 110					08/11/23 10:02	08/17/23 14:13	1
Y Carrier	83.4		30 - 110					08/11/23 10:02	08/17/23 14:13	1

Client Sample Results

Client: Southern Company
 Project/Site: CCR - Plant Scherer Ash Pond

Job ID: 680-238755-2

Client Sample ID: SCH-SGWC-17

Lab Sample ID: 680-238755-7

Date Collected: 08/07/23 14:47

Matrix: Water

Date Received: 08/08/23 11:10

Method: TAL-STL Ra226_Ra228 - Combined Radium-226 and Radium-228

Analyte	Result	Qualifier	Count Uncert. (2σ+/-)	Total Uncert. (2σ+/-)	RL	MDC	Unit	Prepared	Analyzed	Dil Fac
Combined Radium 226 + 228	0.262	U	0.445	0.446	5.00	0.753	pCi/L		09/07/23 13:54	1

Client Sample ID: SCH-SGWC-18

Lab Sample ID: 680-238755-8

Date Collected: 08/07/23 12:42

Matrix: Water

Date Received: 08/08/23 11:10

Method: SW846 9315 - Radium-226 (GFPC)

Analyte	Result	Qualifier	Count Uncert. (2σ+/-)	Total Uncert. (2σ+/-)	RL	MDC	Unit	Prepared	Analyzed	Dil Fac
Radium-226	0.0464	U	0.0724	0.0725	1.00	0.124	pCi/L	08/11/23 09:49	09/05/23 15:22	1
Carrier	%Yield	Qualifier	Limits					Prepared	Analyzed	Dil Fac
Ba Carrier	89.2		30 - 110					08/11/23 09:49	09/05/23 15:22	1

Method: SW846 9320 - Radium-228 (GFPC)

Analyte	Result	Qualifier	Count Uncert. (2σ+/-)	Total Uncert. (2σ+/-)	RL	MDC	Unit	Prepared	Analyzed	Dil Fac
Radium-228	-0.207	U	0.257	0.258	1.00	0.550	pCi/L	08/11/23 10:02	08/17/23 14:13	1
Carrier	%Yield	Qualifier	Limits					Prepared	Analyzed	Dil Fac
Ba Carrier	89.2		30 - 110					08/11/23 10:02	08/17/23 14:13	1
Y Carrier	87.5		30 - 110					08/11/23 10:02	08/17/23 14:13	1

Method: TAL-STL Ra226_Ra228 - Combined Radium-226 and Radium-228

Analyte	Result	Qualifier	Count Uncert. (2σ+/-)	Total Uncert. (2σ+/-)	RL	MDC	Unit	Prepared	Analyzed	Dil Fac
Combined Radium 226 + 228	-0.160	U	0.267	0.268	5.00	0.550	pCi/L		09/07/23 13:54	1

Client Sample ID: SCH-SGWC-19

Lab Sample ID: 680-238755-9

Date Collected: 08/07/23 11:34

Matrix: Water

Date Received: 08/08/23 11:10

Method: SW846 9315 - Radium-226 (GFPC)

Analyte	Result	Qualifier	Count Uncert. (2σ+/-)	Total Uncert. (2σ+/-)	RL	MDC	Unit	Prepared	Analyzed	Dil Fac
Radium-226	-0.0235	U	0.0641	0.0641	1.00	0.139	pCi/L	08/11/23 09:49	09/05/23 15:24	1
Carrier	%Yield	Qualifier	Limits					Prepared	Analyzed	Dil Fac
Ba Carrier	80.6		30 - 110					08/11/23 09:49	09/05/23 15:24	1

Client Sample Results

Client: Southern Company
 Project/Site: CCR - Plant Scherer Ash Pond

Job ID: 680-238755-2

Client Sample ID: SCH-SGWC-19

Lab Sample ID: 680-238755-9

Date Collected: 08/07/23 11:34

Matrix: Water

Date Received: 08/08/23 11:10

Method: SW846 9320 - Radium-228 (GFPC)

Analyte	Result	Qualifier	Count Uncert. (2σ+/-)	Total Uncert. (2σ+/-)	RL	MDC	Unit	Prepared	Analyzed	Dil Fac
Radium-228	0.156	U	0.426	0.426	1.00	0.756	pCi/L	08/11/23 10:02	08/17/23 14:13	1
Carrier	%Yield	Qualifier	Limits					Prepared	Analyzed	Dil Fac
Ba Carrier	80.6		30 - 110					08/11/23 10:02	08/17/23 14:13	1
Y Carrier	84.5		30 - 110					08/11/23 10:02	08/17/23 14:13	1

Method: TAL-STL Ra226_Ra228 - Combined Radium-226 and Radium-228

Analyte	Result	Qualifier	Count Uncert. (2σ+/-)	Total Uncert. (2σ+/-)	RL	MDC	Unit	Prepared	Analyzed	Dil Fac
Combined Radium 226 + 228	0.132	U	0.431	0.431	5.00	0.756	pCi/L		09/07/23 13:54	1

Client Sample ID: SCH-SGWC-20

Lab Sample ID: 680-238755-10

Date Collected: 08/07/23 16:02

Matrix: Water

Date Received: 08/08/23 11:10

Method: SW846 9315 - Radium-226 (GFPC)

Analyte	Result	Qualifier	Count Uncert. (2σ+/-)	Total Uncert. (2σ+/-)	RL	MDC	Unit	Prepared	Analyzed	Dil Fac
Radium-226	0.0492	U	0.0771	0.0772	1.00	0.133	pCi/L	08/14/23 09:44	09/06/23 12:18	1
Carrier	%Yield	Qualifier	Limits					Prepared	Analyzed	Dil Fac
Ba Carrier	90.2		30 - 110					08/14/23 09:44	09/06/23 12:18	1

Method: SW846 9320 - Radium-228 (GFPC)

Analyte	Result	Qualifier	Count Uncert. (2σ+/-)	Total Uncert. (2σ+/-)	RL	MDC	Unit	Prepared	Analyzed	Dil Fac
Radium-228	-0.00251	U	0.338	0.338	1.00	0.632	pCi/L	08/14/23 09:48	08/30/23 12:48	1
Carrier	%Yield	Qualifier	Limits					Prepared	Analyzed	Dil Fac
Ba Carrier	90.2		30 - 110					08/14/23 09:48	08/30/23 12:48	1
Y Carrier	83.4		30 - 110					08/14/23 09:48	08/30/23 12:48	1

Method: TAL-STL Ra226_Ra228 - Combined Radium-226 and Radium-228

Analyte	Result	Qualifier	Count Uncert. (2σ+/-)	Total Uncert. (2σ+/-)	RL	MDC	Unit	Prepared	Analyzed	Dil Fac
Combined Radium 226 + 228	0.0467	U	0.347	0.347	5.00	0.632	pCi/L		09/07/23 13:54	1

Client Sample Results

Client: Southern Company
Project/Site: CCR - Plant Scherer Ash Pond

Job ID: 680-238755-2

Client Sample ID: SCH-SGWC-22

Lab Sample ID: 680-238755-11

Date Collected: 08/07/23 14:21

Matrix: Water

Date Received: 08/08/23 11:10

Method: SW846 9315 - Radium-226 (GFPC)

Analyte	Result	Qualifier	Count	Total	RL	MDC	Unit	Prepared	Analyzed	Dil Fac
			Uncert.	Uncert.						
			(2σ+/-)	(2σ+/-)						
Radium-226	0.0828	U	0.0934	0.0937	1.00	0.152	pCi/L	08/14/23 09:44	09/06/23 12:18	1
Carrier	%Yield	Qualifier	Limits					Prepared	Analyzed	Dil Fac
Ba Carrier	90.2		30 - 110					08/14/23 09:44	09/06/23 12:18	1

Method: SW846 9320 - Radium-228 (GFPC)

Analyte	Result	Qualifier	Count	Total	RL	MDC	Unit	Prepared	Analyzed	Dil Fac
			Uncert.	Uncert.						
			(2σ+/-)	(2σ+/-)						
Radium-228	0.186	U	0.313	0.313	1.00	0.536	pCi/L	08/14/23 09:48	08/30/23 12:48	1
Carrier	%Yield	Qualifier	Limits					Prepared	Analyzed	Dil Fac
Ba Carrier	90.2		30 - 110					08/14/23 09:48	08/30/23 12:48	1
Y Carrier	82.6		30 - 110					08/14/23 09:48	08/30/23 12:48	1

Method: TAL-STL Ra226_Ra228 - Combined Radium-226 and Radium-228

Analyte	Result	Qualifier	Count	Total	RL	MDC	Unit	Prepared	Analyzed	Dil Fac
			Uncert.	Uncert.						
			(2σ+/-)	(2σ+/-)						
Combined Radium 226 + 228	0.268	U	0.327	0.327	5.00	0.536	pCi/L		09/07/23 13:54	1

Client Sample ID: SCH-AP1-FD-2

Lab Sample ID: 680-238755-12

Date Collected: 08/07/23 00:00

Matrix: Water

Date Received: 08/08/23 11:10

Method: SW846 9315 - Radium-226 (GFPC)

Analyte	Result	Qualifier	Count	Total	RL	MDC	Unit	Prepared	Analyzed	Dil Fac
			Uncert.	Uncert.						
			(2σ+/-)	(2σ+/-)						
Radium-226	0.0170	U	0.0737	0.0737	1.00	0.139	pCi/L	08/14/23 09:44	09/06/23 12:18	1
Carrier	%Yield	Qualifier	Limits					Prepared	Analyzed	Dil Fac
Ba Carrier	85.5		30 - 110					08/14/23 09:44	09/06/23 12:18	1

Method: SW846 9320 - Radium-228 (GFPC)

Analyte	Result	Qualifier	Count	Total	RL	MDC	Unit	Prepared	Analyzed	Dil Fac
			Uncert.	Uncert.						
			(2σ+/-)	(2σ+/-)						
Radium-228	-0.254	U	0.295	0.295	1.00	0.623	pCi/L	08/14/23 09:48	08/30/23 12:46	1
Carrier	%Yield	Qualifier	Limits					Prepared	Analyzed	Dil Fac
Ba Carrier	85.5		30 - 110					08/14/23 09:48	08/30/23 12:46	1
Y Carrier	81.9		30 - 110					08/14/23 09:48	08/30/23 12:46	1

Client Sample Results

Client: Southern Company
 Project/Site: CCR - Plant Scherer Ash Pond

Job ID: 680-238755-2

Client Sample ID: SCH-AP1-FD-2

Lab Sample ID: 680-238755-12

Date Collected: 08/07/23 00:00

Matrix: Water

Date Received: 08/08/23 11:10

Method: TAL-STL Ra226_Ra228 - Combined Radium-226 and Radium-228

Analyte	Result	Qualifier	Count Uncert. (2σ+/-)	Total Uncert. (2σ+/-)	RL	MDC	Unit	Prepared	Analyzed	Dil Fac
Combined Radium 226 + 228	-0.237	U	0.304	0.304	5.00	0.623	pCi/L		09/07/23 13:54	1

Client Sample ID: SCH-AP1-EB-1

Lab Sample ID: 680-238755-13

Date Collected: 08/07/23 11:09

Matrix: Water

Date Received: 08/08/23 11:10

Method: SW846 9315 - Radium-226 (GFPC)

Analyte	Result	Qualifier	Count Uncert. (2σ+/-)	Total Uncert. (2σ+/-)	RL	MDC	Unit	Prepared	Analyzed	Dil Fac
Radium-226	-0.0105	U	0.0687	0.0687	1.00	0.143	pCi/L	08/14/23 09:44	09/06/23 12:18	1
Carrier	%Yield	Qualifier	Limits					Prepared	Analyzed	Dil Fac
Ba Carrier	79.7		30 - 110					08/14/23 09:44	09/06/23 12:18	1

Method: SW846 9320 - Radium-228 (GFPC)

Analyte	Result	Qualifier	Count Uncert. (2σ+/-)	Total Uncert. (2σ+/-)	RL	MDC	Unit	Prepared	Analyzed	Dil Fac
Radium-228	0.723		0.471	0.475	1.00	0.699	pCi/L	08/14/23 09:48	08/30/23 12:46	1
Carrier	%Yield	Qualifier	Limits					Prepared	Analyzed	Dil Fac
Ba Carrier	79.7		30 - 110					08/14/23 09:48	08/30/23 12:46	1
Y Carrier	78.5		30 - 110					08/14/23 09:48	08/30/23 12:46	1

Method: TAL-STL Ra226_Ra228 - Combined Radium-226 and Radium-228

Analyte	Result	Qualifier	Count Uncert. (2σ+/-)	Total Uncert. (2σ+/-)	RL	MDC	Unit	Prepared	Analyzed	Dil Fac
Combined Radium 226 + 228	0.712		0.476	0.480	5.00	0.699	pCi/L		09/07/23 13:54	1

Client Sample ID: SCH-AP1-EB-2

Lab Sample ID: 680-238755-14

Date Collected: 08/07/23 16:57

Matrix: Water

Date Received: 08/08/23 11:10

Method: SW846 9315 - Radium-226 (GFPC)

Analyte	Result	Qualifier	Count Uncert. (2σ+/-)	Total Uncert. (2σ+/-)	RL	MDC	Unit	Prepared	Analyzed	Dil Fac
Radium-226	-0.0553	U	0.0514	0.0517	1.00	0.133	pCi/L	08/14/23 09:44	09/06/23 12:18	1
Carrier	%Yield	Qualifier	Limits					Prepared	Analyzed	Dil Fac
Ba Carrier	92.6		30 - 110					08/14/23 09:44	09/06/23 12:18	1

Client Sample Results

Client: Southern Company
 Project/Site: CCR - Plant Scherer Ash Pond

Job ID: 680-238755-2

Client Sample ID: SCH-AP1-EB-2

Lab Sample ID: 680-238755-14

Date Collected: 08/07/23 16:57

Matrix: Water

Date Received: 08/08/23 11:10

Method: SW846 9320 - Radium-228 (GFPC)

Analyte	Result	Qualifier	Count Uncert. (2σ+/-)	Total Uncert. (2σ+/-)	RL	MDC	Unit	Prepared	Analyzed	Dil Fac
Radium-228	-0.0684	U	0.267	0.267	1.00	0.527	pCi/L	08/14/23 09:48	08/30/23 12:46	1
Carrier	%Yield	Qualifier	Limits					Prepared	Analyzed	Dil Fac
Ba Carrier	92.6		30 - 110					08/14/23 09:48	08/30/23 12:46	1
Y Carrier	83.0		30 - 110					08/14/23 09:48	08/30/23 12:46	1

Method: TAL-STL Ra226_Ra228 - Combined Radium-226 and Radium-228

Analyte	Result	Qualifier	Count Uncert. (2σ+/-)	Total Uncert. (2σ+/-)	RL	MDC	Unit	Prepared	Analyzed	Dil Fac
Combined Radium 226 + 228	-0.124	U	0.272	0.272	5.00	0.527	pCi/L		09/07/23 13:54	1

Client Sample ID: SCH-AP1-FB-2

Lab Sample ID: 680-238755-15

Date Collected: 08/07/23 14:30

Matrix: Water

Date Received: 08/08/23 11:10

Method: SW846 9315 - Radium-226 (GFPC)

Analyte	Result	Qualifier	Count Uncert. (2σ+/-)	Total Uncert. (2σ+/-)	RL	MDC	Unit	Prepared	Analyzed	Dil Fac
Radium-226	0.0887	U	0.0816	0.0820	1.00	0.125	pCi/L	08/14/23 09:44	09/06/23 12:18	1
Carrier	%Yield	Qualifier	Limits					Prepared	Analyzed	Dil Fac
Ba Carrier	87.5		30 - 110					08/14/23 09:44	09/06/23 12:18	1

Method: SW846 9320 - Radium-228 (GFPC)

Analyte	Result	Qualifier	Count Uncert. (2σ+/-)	Total Uncert. (2σ+/-)	RL	MDC	Unit	Prepared	Analyzed	Dil Fac
Radium-228	-0.0482	U	0.295	0.295	1.00	0.571	pCi/L	08/14/23 09:48	08/30/23 12:46	1
Carrier	%Yield	Qualifier	Limits					Prepared	Analyzed	Dil Fac
Ba Carrier	87.5		30 - 110					08/14/23 09:48	08/30/23 12:46	1
Y Carrier	85.2		30 - 110					08/14/23 09:48	08/30/23 12:46	1

Method: TAL-STL Ra226_Ra228 - Combined Radium-226 and Radium-228

Analyte	Result	Qualifier	Count Uncert. (2σ+/-)	Total Uncert. (2σ+/-)	RL	MDC	Unit	Prepared	Analyzed	Dil Fac
Combined Radium 226 + 228	0.0405	U	0.306	0.306	5.00	0.571	pCi/L		09/07/23 13:54	1

Tracer/Carrier Summary

Client: Southern Company
 Project/Site: CCR - Plant Scherer Ash Pond

Job ID: 680-238755-2

Method: 9315 - Radium-226 (GFPC)

Matrix: Water

Prep Type: Total/NA

Lab Sample ID	Client Sample ID	Percent Yield (Acceptance Limits)	
		Ba (30-110)	
500-237765-G-5-A DU	Duplicate	88.0	
680-238755-1	SCH-SGWA-3	83.3	
680-238755-2	SCH-SGWA-4	81.6	
680-238755-3	SCH-SGWC-9	76.7	
680-238755-4	SCH-SGWC-10	86.3	
680-238755-5	SCH-SGWC-12	48.8	
680-238755-6	SCH-SGWC-15	78.4	
680-238755-7	SCH-SGWC-17	88.2	
680-238755-8	SCH-SGWC-18	89.2	
680-238755-9	SCH-SGWC-19	80.6	
680-238755-10	SCH-SGWC-20	90.2	
680-238755-11	SCH-SGWC-22	90.2	
680-238755-12	SCH-AP1-FD-2	85.5	
680-238755-13	SCH-AP1-EB-1	79.7	
680-238755-14	SCH-AP1-EB-2	92.6	
680-238755-15	SCH-AP1-FB-2	87.5	
LCS 160-623794/2-A	Lab Control Sample	90.2	
LCS 160-623965/2-A	Lab Control Sample	81.4	
MB 160-623794/1-A	Method Blank	90.9	
MB 160-623965/1-A	Method Blank	93.4	

Tracer/Carrier Legend
 Ba = Ba Carrier

Method: 9320 - Radium-228 (GFPC)

Matrix: Water

Prep Type: Total/NA

Lab Sample ID	Client Sample ID	Percent Yield (Acceptance Limits)	
		Ba (30-110)	Y (30-110)
500-237765-G-5-B DU	Duplicate	88.0	83.0
500-237836-H-1-B DU	Duplicate	84.3	80.7
680-238755-1	SCH-SGWA-3	83.3	70.7
680-238755-2	SCH-SGWA-4	81.6	82.6
680-238755-3	SCH-SGWC-9	76.7	82.2
680-238755-4	SCH-SGWC-10	86.3	79.6
680-238755-5	SCH-SGWC-12	91.0	85.2
680-238755-6	SCH-SGWC-15	78.4	78.9
680-238755-7	SCH-SGWC-17	88.2	83.4
680-238755-8	SCH-SGWC-18	89.2	87.5
680-238755-9	SCH-SGWC-19	80.6	84.5
680-238755-10	SCH-SGWC-20	90.2	83.4
680-238755-11	SCH-SGWC-22	90.2	82.6
680-238755-12	SCH-AP1-FD-2	85.5	81.9
680-238755-13	SCH-AP1-EB-1	79.7	78.5
680-238755-14	SCH-AP1-EB-2	92.6	83.0
680-238755-15	SCH-AP1-FB-2	87.5	85.2
810-73689-A-1-D DU	Duplicate	93.2	87.1
LCS 160-623798/2-A	Lab Control Sample	90.2	80.7
LCS 160-623970/2-A	Lab Control Sample	81.4	82.6

Tracer/Carrier Summary

Client: Southern Company
Project/Site: CCR - Plant Scherer Ash Pond

Job ID: 680-238755-2

Method: 9320 - Radium-228 (GFPC) (Continued)

Matrix: Water

Prep Type: Total/NA

Percent Yield (Acceptance Limits)

Lab Sample ID	Client Sample ID	Ba (30-110)	Y (30-110)
LCS 160-624488/2-A	Lab Control Sample	94.2	85.6
MB 160-623798/1-A	Method Blank	90.9	81.5
MB 160-623970/1-A	Method Blank	93.4	82.2
MB 160-624488/1-A	Method Blank	97.0	86.7

Tracer/Carrier Legend

Ba = Ba Carrier

Y = Y Carrier

QC Sample Results

Client: Southern Company
Project/Site: CCR - Plant Scherer Ash Pond

Job ID: 680-238755-2

Method: 9315 - Radium-226 (GFPC)

Lab Sample ID: MB 160-623794/1-A
Matrix: Water
Analysis Batch: 626552

Client Sample ID: Method Blank
Prep Type: Total/NA
Prep Batch: 623794

Analyte	MB	MB	Count	Total	RL	MDC	Unit	Prepared	Analyzed	Dil Fac
	Result	Qualifier	Uncert. (2σ+/-)	Uncert. (2σ+/-)						
Radium-226	0.01108	U	0.0450	0.0450	1.00	0.0881	pCi/L	08/11/23 09:49	09/05/23 15:14	1
Carrier	MB	MB	Limits		Prepared	Analyzed	Dil Fac			
	%Yield	Qualifier								
Ba Carrier	90.9		30 - 110		08/11/23 09:49	09/05/23 15:14	1			

Lab Sample ID: LCS 160-623794/2-A
Matrix: Water
Analysis Batch: 626552

Client Sample ID: Lab Control Sample
Prep Type: Total/NA
Prep Batch: 623794

Analyte	Spike Added	LCS Result	LCS Qual	Total	RL	MDC	Unit	%Rec	%Rec Limits
				Uncert. (2σ+/-)					
Radium-226	11.3	10.39		1.07	1.00	0.0887	pCi/L	92	75 - 125
Carrier	LCS	LCS	Limits		Prepared	Analyzed	Dil Fac		
	%Yield	Qualifier							
Ba Carrier	90.2		30 - 110		08/11/23 09:49	09/05/23 15:14	1		

Lab Sample ID: MB 160-623965/1-A
Matrix: Water
Analysis Batch: 626662

Client Sample ID: Method Blank
Prep Type: Total/NA
Prep Batch: 623965

Analyte	MB	MB	Count	Total	RL	MDC	Unit	Prepared	Analyzed	Dil Fac
	Result	Qualifier	Uncert. (2σ+/-)	Uncert. (2σ+/-)						
Radium-226	0.01400	U	0.0643	0.0643	1.00	0.124	pCi/L	08/14/23 09:44	09/05/23 20:09	1
Carrier	MB	MB	Limits		Prepared	Analyzed	Dil Fac			
	%Yield	Qualifier								
Ba Carrier	93.4		30 - 110		08/14/23 09:44	09/05/23 20:09	1			

Lab Sample ID: LCS 160-623965/2-A
Matrix: Water
Analysis Batch: 626662

Client Sample ID: Lab Control Sample
Prep Type: Total/NA
Prep Batch: 623965

Analyte	Spike Added	LCS Result	LCS Qual	Total	RL	MDC	Unit	%Rec	%Rec Limits
				Uncert. (2σ+/-)					
Radium-226	11.3	12.60		1.32	1.00	0.138	pCi/L	111	75 - 125
Carrier	LCS	LCS	Limits		Prepared	Analyzed	Dil Fac		
	%Yield	Qualifier							
Ba Carrier	81.4		30 - 110		08/14/23 09:44	09/05/23 20:09	1		

Lab Sample ID: 500-237765-G-5-A DU
Matrix: Water
Analysis Batch: 626892

Client Sample ID: Duplicate
Prep Type: Total/NA
Prep Batch: 623965

Analyte	Sample	Sample	DU	DU	Total	RL	MDC	Unit	RER	RER Limit
	Result	Qual	Result	Qual	Uncert. (2σ+/-)					
Radium-226	0.185		0.1909		0.106	1.00	0.135	pCi/L	0.03	1

Eurofins Savannah

QC Sample Results

Client: Southern Company
Project/Site: CCR - Plant Scherer Ash Pond

Job ID: 680-238755-2

Method: 9315 - Radium-226 (GFPC) (Continued)

Lab Sample ID: 500-237765-G-5-A DU
Matrix: Water
Analysis Batch: 626892

Client Sample ID: Duplicate
Prep Type: Total/NA
Prep Batch: 623965

Carrier	DU %Yield	DU Qualifier	Limits
Ba Carrier	88.0		30 - 110

Method: 9320 - Radium-228 (GFPC)

Lab Sample ID: MB 160-623798/1-A
Matrix: Water
Analysis Batch: 624582

Client Sample ID: Method Blank
Prep Type: Total/NA
Prep Batch: 623798

Analyte	MB MB		Count	Total	RL	MDC	Unit	Prepared	Analyzed	Dil Fac
	Result	Qualifier	Uncert. (2σ+/-)	Uncert. (2σ+/-)						
Radium-228	0.04250	U	0.320	0.320	1.00	0.587	pCi/L	08/11/23 10:02	08/17/23 14:08	1

Carrier	MB %Yield	MB Qualifier	Limits	Prepared	Analyzed	Dil Fac
Ba Carrier	90.9		30 - 110	08/11/23 10:02	08/17/23 14:08	1
Y Carrier	81.5		30 - 110	08/11/23 10:02	08/17/23 14:08	1

Lab Sample ID: LCS 160-623798/2-A
Matrix: Water
Analysis Batch: 624582

Client Sample ID: Lab Control Sample
Prep Type: Total/NA
Prep Batch: 623798

Analyte	Spike Added	LCS LCS		Total	RL	MDC	Unit	%Rec	%Rec Limits
		Result	Qual	Uncert. (2σ+/-)					
Radium-228	7.95	8.255		1.21	1.00	0.513	pCi/L	104	75 - 125

Carrier	LCS %Yield	LCS Qualifier	Limits
Ba Carrier	90.2		30 - 110
Y Carrier	80.7		30 - 110

Lab Sample ID: 500-237836-H-1-B DU
Matrix: Water
Analysis Batch: 624582

Client Sample ID: Duplicate
Prep Type: Total/NA
Prep Batch: 623798

Analyte	Sample Sample		DU DU		Total	RL	MDC	Unit	RER	RER Limit
	Result	Qual	Result	Qual	Uncert. (2σ+/-)					
Radium-228	0.526	U	0.04701	U	0.314	1.00	0.582	pCi/L	0.67	1

Carrier	DU %Yield	DU Qualifier	Limits
Ba Carrier	84.3		30 - 110
Y Carrier	80.7		30 - 110

Lab Sample ID: MB 160-623970/1-A
Matrix: Water
Analysis Batch: 626130

Client Sample ID: Method Blank
Prep Type: Total/NA
Prep Batch: 623970

Analyte	MB MB		Count	Total	RL	MDC	Unit	Prepared	Analyzed	Dil Fac
	Result	Qualifier	Uncert. (2σ+/-)	Uncert. (2σ+/-)						
Radium-228	-0.08544	U	0.237	0.238	1.00	0.484	pCi/L	08/14/23 09:48	08/30/23 12:34	1

Eurofins Savannah

QC Sample Results

Client: Southern Company
Project/Site: CCR - Plant Scherer Ash Pond

Job ID: 680-238755-2

Method: 9320 - Radium-228 (GFPC) (Continued)

Lab Sample ID: MB 160-623970/1-A
Matrix: Water
Analysis Batch: 626130

Client Sample ID: Method Blank
Prep Type: Total/NA
Prep Batch: 623970

Carrier	MB MB		Limits	Prepared	Analyzed	Dil Fac
	%Yield	Qualifier				
Ba Carrier	93.4		30 - 110	08/14/23 09:48	08/30/23 12:34	1
Y Carrier	82.2		30 - 110	08/14/23 09:48	08/30/23 12:34	1

Lab Sample ID: LCS 160-623970/2-A
Matrix: Water
Analysis Batch: 626130

Client Sample ID: Lab Control Sample
Prep Type: Total/NA
Prep Batch: 623970

Analyte	Spike Added	LCS Result	LCS Qual	Total Uncert. (2σ+/-)	RL	MDC	Unit	%Rec	%Rec Limits

Carrier	LCS LCS		Limits
	%Yield	Qualifier	
Ba Carrier	81.4		30 - 110
Y Carrier	82.6		30 - 110

Lab Sample ID: 500-237765-G-5-B DU
Matrix: Water
Analysis Batch: 625982

Client Sample ID: Duplicate
Prep Type: Total/NA
Prep Batch: 623970

Analyte	Sample Result	Sample Qual	DU Result	DU Qual	Total Uncert. (2σ+/-)	RL	MDC	Unit	RER	RER Limit

Carrier	DU DU		Limits
	%Yield	Qualifier	
Ba Carrier	88.0		30 - 110
Y Carrier	83.0		30 - 110

Lab Sample ID: MB 160-624488/1-A
Matrix: Water
Analysis Batch: 625438

Client Sample ID: Method Blank
Prep Type: Total/NA
Prep Batch: 624488

Analyte	MB MB		Count Uncert. (2σ+/-)	Total Uncert. (2σ+/-)	RL	MDC	Unit	Prepared	Analyzed	Dil Fac
	Result	Qualifier								
Radium-228	0.4228	U	0.560	0.561	1.00	0.935	pCi/L	08/17/23 10:45	08/24/23 17:05	1

Carrier	MB MB		Limits	Prepared	Analyzed	Dil Fac
	%Yield	Qualifier				
Ba Carrier	97.0		30 - 110	08/17/23 10:45	08/24/23 17:05	1
Y Carrier	86.7		30 - 110	08/17/23 10:45	08/24/23 17:05	1

Lab Sample ID: LCS 160-624488/2-A
Matrix: Water
Analysis Batch: 625438

Client Sample ID: Lab Control Sample
Prep Type: Total/NA
Prep Batch: 624488

Analyte	Spike Added	LCS Result	LCS Qual	Total Uncert. (2σ+/-)	RL	MDC	Unit	%Rec	%Rec Limits

QC Sample Results

Client: Southern Company
 Project/Site: CCR - Plant Scherer Ash Pond

Job ID: 680-238755-2

Method: 9320 - Radium-228 (GFPC) (Continued)

Lab Sample ID: LCS 160-624488/2-A
Matrix: Water
Analysis Batch: 625438

Client Sample ID: Lab Control Sample
Prep Type: Total/NA
Prep Batch: 624488

Carrier	LCS		Limits
	%Yield	Qualifier	
Ba Carrier	94.2		30 - 110
Y Carrier	85.6		30 - 110

Lab Sample ID: 810-73689-A-1-D DU
Matrix: Water
Analysis Batch: 625438

Client Sample ID: Duplicate
Prep Type: Total/NA
Prep Batch: 624488

Analyte	Sample		DU		Total Uncert. (2σ+/-)	RL	MDC	Unit	RER	Limit
	Result	Qual	Result	Qual						
Radium-228	0.836		0.8283		0.349	1.00	0.417	pCi/L	0.01	1

Carrier	DU		Limits
	%Yield	Qualifier	
Ba Carrier	93.2		30 - 110
Y Carrier	87.1		30 - 110

QC Association Summary

Client: Southern Company
 Project/Site: CCR - Plant Scherer Ash Pond

Job ID: 680-238755-2

Rad

Prep Batch: 623794

Lab Sample ID	Client Sample ID	Prep Type	Matrix	Method	Prep Batch
680-238755-1	SCH-SGWA-3	Total/NA	Water	PrecSep-21	
680-238755-2	SCH-SGWA-4	Total/NA	Water	PrecSep-21	
680-238755-3	SCH-SGWC-9	Total/NA	Water	PrecSep-21	
680-238755-4	SCH-SGWC-10	Total/NA	Water	PrecSep-21	
680-238755-5	SCH-SGWC-12	Total/NA	Water	PrecSep-21	
680-238755-6	SCH-SGWC-15	Total/NA	Water	PrecSep-21	
680-238755-7	SCH-SGWC-17	Total/NA	Water	PrecSep-21	
680-238755-8	SCH-SGWC-18	Total/NA	Water	PrecSep-21	
680-238755-9	SCH-SGWC-19	Total/NA	Water	PrecSep-21	
MB 160-623794/1-A	Method Blank	Total/NA	Water	PrecSep-21	
LCS 160-623794/2-A	Lab Control Sample	Total/NA	Water	PrecSep-21	

Prep Batch: 623798

Lab Sample ID	Client Sample ID	Prep Type	Matrix	Method	Prep Batch
680-238755-1	SCH-SGWA-3	Total/NA	Water	PrecSep_0	
680-238755-2	SCH-SGWA-4	Total/NA	Water	PrecSep_0	
680-238755-3	SCH-SGWC-9	Total/NA	Water	PrecSep_0	
680-238755-4	SCH-SGWC-10	Total/NA	Water	PrecSep_0	
680-238755-6	SCH-SGWC-15	Total/NA	Water	PrecSep_0	
680-238755-7	SCH-SGWC-17	Total/NA	Water	PrecSep_0	
680-238755-8	SCH-SGWC-18	Total/NA	Water	PrecSep_0	
680-238755-9	SCH-SGWC-19	Total/NA	Water	PrecSep_0	
MB 160-623798/1-A	Method Blank	Total/NA	Water	PrecSep_0	
LCS 160-623798/2-A	Lab Control Sample	Total/NA	Water	PrecSep_0	
500-237836-H-1-B DU	Duplicate	Total/NA	Water	PrecSep_0	

Prep Batch: 623965

Lab Sample ID	Client Sample ID	Prep Type	Matrix	Method	Prep Batch
680-238755-10	SCH-SGWC-20	Total/NA	Water	PrecSep-21	
680-238755-11	SCH-SGWC-22	Total/NA	Water	PrecSep-21	
680-238755-12	SCH-AP1-FD-2	Total/NA	Water	PrecSep-21	
680-238755-13	SCH-AP1-EB-1	Total/NA	Water	PrecSep-21	
680-238755-14	SCH-AP1-EB-2	Total/NA	Water	PrecSep-21	
680-238755-15	SCH-AP1-FB-2	Total/NA	Water	PrecSep-21	
MB 160-623965/1-A	Method Blank	Total/NA	Water	PrecSep-21	
LCS 160-623965/2-A	Lab Control Sample	Total/NA	Water	PrecSep-21	
500-237765-G-5-A DU	Duplicate	Total/NA	Water	PrecSep-21	

Prep Batch: 623970

Lab Sample ID	Client Sample ID	Prep Type	Matrix	Method	Prep Batch
680-238755-10	SCH-SGWC-20	Total/NA	Water	PrecSep_0	
680-238755-11	SCH-SGWC-22	Total/NA	Water	PrecSep_0	
680-238755-12	SCH-AP1-FD-2	Total/NA	Water	PrecSep_0	
680-238755-13	SCH-AP1-EB-1	Total/NA	Water	PrecSep_0	
680-238755-14	SCH-AP1-EB-2	Total/NA	Water	PrecSep_0	
680-238755-15	SCH-AP1-FB-2	Total/NA	Water	PrecSep_0	
MB 160-623970/1-A	Method Blank	Total/NA	Water	PrecSep_0	
LCS 160-623970/2-A	Lab Control Sample	Total/NA	Water	PrecSep_0	
500-237765-G-5-B DU	Duplicate	Total/NA	Water	PrecSep_0	

QC Association Summary

Client: Southern Company
Project/Site: CCR - Plant Scherer Ash Pond

Job ID: 680-238755-2

Rad

Prep Batch: 624488

Lab Sample ID	Client Sample ID	Prep Type	Matrix	Method	Prep Batch
680-238755-5	SCH-SGWC-12	Total/NA	Water	PrecSep_0	
MB 160-624488/1-A	Method Blank	Total/NA	Water	PrecSep_0	
LCS 160-624488/2-A	Lab Control Sample	Total/NA	Water	PrecSep_0	
810-73689-A-1-D DU	Duplicate	Total/NA	Water	PrecSep_0	

- 1
- 2
- 3
- 4
- 5
- 6
- 7
- 8
- 9
- 10
- 11
- 12
- 13

Lab Chronicle

Client: Southern Company
 Project/Site: CCR - Plant Scherer Ash Pond

Job ID: 680-238755-2

Client Sample ID: SCH-SGWA-3

Lab Sample ID: 680-238755-1

Date Collected: 08/07/23 12:50

Matrix: Water

Date Received: 08/08/23 11:10

Prep Type	Batch Type	Batch Method	Run	Dil Factor	Initial Amount	Final Amount	Batch Number	Prepared or Analyzed	Analyst	Lab
Total/NA	Prep	PrecSep-21			994.90 mL	1.0 g	623794	08/11/23 09:49	KAC	EET SL
Total/NA	Analysis	9315		1	1.0 mL	1.0 mL	626664	09/05/23 15:23	SCB	EET SL
Instrument ID: GFPCBLUE										
Total/NA	Prep	PrecSep_0			994.90 mL	1.0 g	623798	08/11/23 10:02	KAC	EET SL
Total/NA	Analysis	9320		1			624477	08/17/23 14:11	FLC	EET SL
Instrument ID: GFPCRED										
Total/NA	Analysis	Ra226_Ra228		1			626553	09/07/23 13:54	EMH	EET SL
Instrument ID: NOEQUIP										

Client Sample ID: SCH-SGWA-4

Lab Sample ID: 680-238755-2

Date Collected: 08/07/23 15:46

Matrix: Water

Date Received: 08/08/23 11:10

Prep Type	Batch Type	Batch Method	Run	Dil Factor	Initial Amount	Final Amount	Batch Number	Prepared or Analyzed	Analyst	Lab
Total/NA	Prep	PrecSep-21			904.15 mL	1.0 g	623794	08/11/23 09:49	KAC	EET SL
Total/NA	Analysis	9315		1			626664	09/05/23 15:23	SCB	EET SL
Instrument ID: GFPCBLUE										
Total/NA	Prep	PrecSep_0			904.15 mL	1.0 g	623798	08/11/23 10:02	KAC	EET SL
Total/NA	Analysis	9320		1			624477	08/17/23 14:11	FLC	EET SL
Instrument ID: GFPCRED										
Total/NA	Analysis	Ra226_Ra228		1			626553	09/07/23 13:54	EMH	EET SL
Instrument ID: NOEQUIP										

Client Sample ID: SCH-SGWC-9

Lab Sample ID: 680-238755-3

Date Collected: 08/07/23 11:09

Matrix: Water

Date Received: 08/08/23 11:10

Prep Type	Batch Type	Batch Method	Run	Dil Factor	Initial Amount	Final Amount	Batch Number	Prepared or Analyzed	Analyst	Lab
Total/NA	Prep	PrecSep-21			1000.31 mL	1.0 g	623794	08/11/23 09:49	KAC	EET SL
Total/NA	Analysis	9315		1			626664	09/05/23 15:23	SCB	EET SL
Instrument ID: GFPCBLUE										
Total/NA	Prep	PrecSep_0			1000.31 mL	1.0 g	623798	08/11/23 10:02	KAC	EET SL
Total/NA	Analysis	9320		1			624477	08/17/23 14:11	FLC	EET SL
Instrument ID: GFPCRED										
Total/NA	Analysis	Ra226_Ra228		1			626553	09/07/23 13:54	EMH	EET SL
Instrument ID: NOEQUIP										

Client Sample ID: SCH-SGWC-10

Lab Sample ID: 680-238755-4

Date Collected: 08/07/23 12:59

Matrix: Water

Date Received: 08/08/23 11:10

Prep Type	Batch Type	Batch Method	Run	Dil Factor	Initial Amount	Final Amount	Batch Number	Prepared or Analyzed	Analyst	Lab
Total/NA	Prep	PrecSep-21			995.21 mL	1.0 g	623794	08/11/23 09:49	KAC	EET SL
Total/NA	Analysis	9315		1			626664	09/05/23 15:23	SCB	EET SL
Instrument ID: GFPCBLUE										

Lab Chronicle

Client: Southern Company
 Project/Site: CCR - Plant Scherer Ash Pond

Job ID: 680-238755-2

Client Sample ID: SCH-SGWC-10

Lab Sample ID: 680-238755-4

Date Collected: 08/07/23 12:59

Matrix: Water

Date Received: 08/08/23 11:10

Prep Type	Batch Type	Batch Method	Run	Dil Factor	Initial Amount	Final Amount	Batch Number	Prepared or Analyzed	Analyst	Lab
Total/NA	Prep	PrecSep_0			995.21 mL	1.0 g	623798	08/11/23 10:02	KAC	EET SL
Total/NA	Analysis	9320		1			624477	08/17/23 14:13	FLC	EET SL
Instrument ID: GFPCRED										
Total/NA	Analysis	Ra226_Ra228		1			626553	09/07/23 13:54	EMH	EET SL
Instrument ID: NOEQUIP										

Client Sample ID: SCH-SGWC-12

Lab Sample ID: 680-238755-5

Date Collected: 08/07/23 15:18

Matrix: Water

Date Received: 08/08/23 11:10

Prep Type	Batch Type	Batch Method	Run	Dil Factor	Initial Amount	Final Amount	Batch Number	Prepared or Analyzed	Analyst	Lab
Total/NA	Prep	PrecSep-21			997.29 mL	1.0 g	623794	08/11/23 09:49	KAC	EET SL
Total/NA	Analysis	9315		1			626664	09/05/23 15:23	SCB	EET SL
Instrument ID: GFPCBLUE										
Total/NA	Prep	PrecSep_0			995.15 mL	1.0 g	624488	08/17/23 10:45	KAC	EET SL
Total/NA	Analysis	9320		1			625438	08/24/23 11:28	SCB	EET SL
Instrument ID: GFPCRED										
Total/NA	Analysis	Ra226_Ra228		1			626553	09/07/23 13:54	EMH	EET SL
Instrument ID: NOEQUIP										

Client Sample ID: SCH-SGWC-15

Lab Sample ID: 680-238755-6

Date Collected: 08/07/23 16:12

Matrix: Water

Date Received: 08/08/23 11:10

Prep Type	Batch Type	Batch Method	Run	Dil Factor	Initial Amount	Final Amount	Batch Number	Prepared or Analyzed	Analyst	Lab
Total/NA	Prep	PrecSep-21			994.14 mL	1.0 g	623794	08/11/23 09:49	KAC	EET SL
Total/NA	Analysis	9315		1			626664	09/05/23 15:22	SCB	EET SL
Instrument ID: GFPCBLUE										
Total/NA	Prep	PrecSep_0			994.14 mL	1.0 g	623798	08/11/23 10:02	KAC	EET SL
Total/NA	Analysis	9320		1			624477	08/17/23 14:13	FLC	EET SL
Instrument ID: GFPCRED										
Total/NA	Analysis	Ra226_Ra228		1			626553	09/07/23 13:54	EMH	EET SL
Instrument ID: NOEQUIP										

Client Sample ID: SCH-SGWC-17

Lab Sample ID: 680-238755-7

Date Collected: 08/07/23 14:47

Matrix: Water

Date Received: 08/08/23 11:10

Prep Type	Batch Type	Batch Method	Run	Dil Factor	Initial Amount	Final Amount	Batch Number	Prepared or Analyzed	Analyst	Lab
Total/NA	Prep	PrecSep-21			994.18 mL	1.0 g	623794	08/11/23 09:49	KAC	EET SL
Total/NA	Analysis	9315		1			626664	09/05/23 15:22	SCB	EET SL
Instrument ID: GFPCBLUE										
Total/NA	Prep	PrecSep_0			994.18 mL	1.0 g	623798	08/11/23 10:02	KAC	EET SL
Total/NA	Analysis	9320		1			624477	08/17/23 14:13	FLC	EET SL
Instrument ID: GFPCRED										

Lab Chronicle

Client: Southern Company
 Project/Site: CCR - Plant Scherer Ash Pond

Job ID: 680-238755-2

Client Sample ID: SCH-SGWC-17

Lab Sample ID: 680-238755-7

Date Collected: 08/07/23 14:47

Matrix: Water

Date Received: 08/08/23 11:10

Prep Type	Batch Type	Batch Method	Run	Dil Factor	Initial Amount	Final Amount	Batch Number	Prepared or Analyzed	Analyst	Lab
Total/NA	Analysis	Ra226_Ra228		1			626553	09/07/23 13:54	EMH	EET SL

Client Sample ID: SCH-SGWC-18

Lab Sample ID: 680-238755-8

Date Collected: 08/07/23 12:42

Matrix: Water

Date Received: 08/08/23 11:10

Prep Type	Batch Type	Batch Method	Run	Dil Factor	Initial Amount	Final Amount	Batch Number	Prepared or Analyzed	Analyst	Lab
Total/NA	Prep	PrecSep-21			1005.51 mL	1.0 g	623794	08/11/23 09:49	KAC	EET SL
Total/NA	Analysis	9315		1			626664	09/05/23 15:22	SCB	EET SL
Instrument ID: GFPCBLUE										
Total/NA	Prep	PrecSep_0			1005.51 mL	1.0 g	623798	08/11/23 10:02	KAC	EET SL
Total/NA	Analysis	9320		1			624477	08/17/23 14:13	FLC	EET SL
Instrument ID: GFPCRED										
Total/NA	Analysis	Ra226_Ra228		1			626553	09/07/23 13:54	EMH	EET SL
Instrument ID: NOEQUIP										

Client Sample ID: SCH-SGWC-19

Lab Sample ID: 680-238755-9

Date Collected: 08/07/23 11:34

Matrix: Water

Date Received: 08/08/23 11:10

Prep Type	Batch Type	Batch Method	Run	Dil Factor	Initial Amount	Final Amount	Batch Number	Prepared or Analyzed	Analyst	Lab
Total/NA	Prep	PrecSep-21			856.33 mL	1.0 g	623794	08/11/23 09:49	KAC	EET SL
Total/NA	Analysis	9315		1	1.0 mL	1.0 mL	626662	09/05/23 15:24	SCB	EET SL
Instrument ID: GFPCPURPLE										
Total/NA	Prep	PrecSep_0			856.33 mL	1.0 g	623798	08/11/23 10:02	KAC	EET SL
Total/NA	Analysis	9320		1			624477	08/17/23 14:13	FLC	EET SL
Instrument ID: GFPCRED										
Total/NA	Analysis	Ra226_Ra228		1			626553	09/07/23 13:54	EMH	EET SL
Instrument ID: NOEQUIP										

Client Sample ID: SCH-SGWC-20

Lab Sample ID: 680-238755-10

Date Collected: 08/07/23 16:02

Matrix: Water

Date Received: 08/08/23 11:10

Prep Type	Batch Type	Batch Method	Run	Dil Factor	Initial Amount	Final Amount	Batch Number	Prepared or Analyzed	Analyst	Lab
Total/NA	Prep	PrecSep-21			933.22 mL	1.0 g	623965	08/14/23 09:44	SRH	EET SL
Total/NA	Analysis	9315		1			626892	09/06/23 12:18	SCB	EET SL
Instrument ID: GFPCBLUE										
Total/NA	Prep	PrecSep_0			933.22 mL	1.0 g	623970	08/14/23 09:48	SRH	EET SL
Total/NA	Analysis	9320		1			625982	08/30/23 12:48	FLC	EET SL
Instrument ID: GFPCBLUE										
Total/NA	Analysis	Ra226_Ra228		1			626553	09/07/23 13:54	EMH	EET SL
Instrument ID: NOEQUIP										

Lab Chronicle

Client: Southern Company
 Project/Site: CCR - Plant Scherer Ash Pond

Job ID: 680-238755-2

Client Sample ID: SCH-SGWC-22

Lab Sample ID: 680-238755-11

Date Collected: 08/07/23 14:21

Matrix: Water

Date Received: 08/08/23 11:10

Prep Type	Batch Type	Batch Method	Run	Dil Factor	Initial Amount	Final Amount	Batch Number	Prepared or Analyzed	Analyst	Lab
Total/NA	Prep	PrecSep-21			1007.20 mL	1.0 g	623965	08/14/23 09:44	SRH	EET SL
Total/NA	Analysis	9315		1			626892	09/06/23 12:18	SCB	EET SL
Instrument ID: GFPCBLUE										
Total/NA	Prep	PrecSep_0			1007.20 mL	1.0 g	623970	08/14/23 09:48	SRH	EET SL
Total/NA	Analysis	9320		1			625982	08/30/23 12:48	FLC	EET SL
Instrument ID: GFPCBLUE										
Total/NA	Analysis	Ra226_Ra228		1			626553	09/07/23 13:54	EMH	EET SL
Instrument ID: NOEQUIP										

Client Sample ID: SCH-AP1-FD-2

Lab Sample ID: 680-238755-12

Date Collected: 08/07/23 00:00

Matrix: Water

Date Received: 08/08/23 11:10

Prep Type	Batch Type	Batch Method	Run	Dil Factor	Initial Amount	Final Amount	Batch Number	Prepared or Analyzed	Analyst	Lab
Total/NA	Prep	PrecSep-21			1006.28 mL	1.0 g	623965	08/14/23 09:44	SRH	EET SL
Total/NA	Analysis	9315		1			626895	09/06/23 12:18	SCB	EET SL
Instrument ID: GFPCPURPLE										
Total/NA	Prep	PrecSep_0			1006.28 mL	1.0 g	623970	08/14/23 09:48	SRH	EET SL
Total/NA	Analysis	9320		1			625982	08/30/23 12:46	FLC	EET SL
Instrument ID: GFPCBLUE										
Total/NA	Analysis	Ra226_Ra228		1			626553	09/07/23 13:54	EMH	EET SL
Instrument ID: NOEQUIP										

Client Sample ID: SCH-AP1-EB-1

Lab Sample ID: 680-238755-13

Date Collected: 08/07/23 11:09

Matrix: Water

Date Received: 08/08/23 11:10

Prep Type	Batch Type	Batch Method	Run	Dil Factor	Initial Amount	Final Amount	Batch Number	Prepared or Analyzed	Analyst	Lab
Total/NA	Prep	PrecSep-21			997.10 mL	1.0 g	623965	08/14/23 09:44	SRH	EET SL
Total/NA	Analysis	9315		1			626895	09/06/23 12:18	SCB	EET SL
Instrument ID: GFPCPURPLE										
Total/NA	Prep	PrecSep_0			997.10 mL	1.0 g	623970	08/14/23 09:48	SRH	EET SL
Total/NA	Analysis	9320		1			625982	08/30/23 12:46	FLC	EET SL
Instrument ID: GFPCBLUE										
Total/NA	Analysis	Ra226_Ra228		1			626553	09/07/23 13:54	EMH	EET SL
Instrument ID: NOEQUIP										

Client Sample ID: SCH-AP1-EB-2

Lab Sample ID: 680-238755-14

Date Collected: 08/07/23 16:57

Matrix: Water

Date Received: 08/08/23 11:10

Prep Type	Batch Type	Batch Method	Run	Dil Factor	Initial Amount	Final Amount	Batch Number	Prepared or Analyzed	Analyst	Lab
Total/NA	Prep	PrecSep-21			996.66 mL	1.0 g	623965	08/14/23 09:44	SRH	EET SL
Total/NA	Analysis	9315		1			626895	09/06/23 12:18	SCB	EET SL
Instrument ID: GFPCPURPLE										

Lab Chronicle

Client: Southern Company
 Project/Site: CCR - Plant Scherer Ash Pond

Job ID: 680-238755-2

Client Sample ID: SCH-AP1-EB-2

Lab Sample ID: 680-238755-14

Date Collected: 08/07/23 16:57

Matrix: Water

Date Received: 08/08/23 11:10

Prep Type	Batch Type	Batch Method	Run	Dil Factor	Initial Amount	Final Amount	Batch Number	Prepared or Analyzed	Analyst	Lab
Total/NA	Prep	PrecSep_0			996.66 mL	1.0 g	623970	08/14/23 09:48	SRH	EET SL
Total/NA	Analysis	9320		1			625982	08/30/23 12:46	FLC	EET SL
Instrument ID: GFPCBLUE										
Total/NA	Analysis	Ra226_Ra228		1			626553	09/07/23 13:54	EMH	EET SL
Instrument ID: NOEQUIP										

Client Sample ID: SCH-AP1-FB-2

Lab Sample ID: 680-238755-15

Date Collected: 08/07/23 14:30

Matrix: Water

Date Received: 08/08/23 11:10

Prep Type	Batch Type	Batch Method	Run	Dil Factor	Initial Amount	Final Amount	Batch Number	Prepared or Analyzed	Analyst	Lab
Total/NA	Prep	PrecSep-21			1009.45 mL	1.0 g	623965	08/14/23 09:44	SRH	EET SL
Total/NA	Analysis	9315		1			626895	09/06/23 12:18	SCB	EET SL
Instrument ID: GFPCPURPLE										
Total/NA	Prep	PrecSep_0			1009.45 mL	1.0 g	623970	08/14/23 09:48	SRH	EET SL
Total/NA	Analysis	9320		1			625982	08/30/23 12:46	FLC	EET SL
Instrument ID: GFPCBLUE										
Total/NA	Analysis	Ra226_Ra228		1			626553	09/07/23 13:54	EMH	EET SL
Instrument ID: NOEQUIP										

Laboratory References:

EET SL = Eurofins St. Louis, 13715 Rider Trail North, Earth City, MO 63045, TEL (314)298-8566

Accreditation/Certification Summary

Client: Southern Company
 Project/Site: CCR - Plant Scherer Ash Pond

Job ID: 680-238755-2

Laboratory: Eurofins St. Louis

All accreditations/certifications held by this laboratory are listed. Not all accreditations/certifications are applicable to this report.

Authority	Program	Identification Number	Expiration Date
Alaska (UST)	State	20-001	05-06-25
ANAB	Dept. of Defense ELAP	L2305	04-06-25
ANAB	Dept. of Energy	L2305.01	04-06-25
ANAB	ISO/IEC 17025	L2305	04-06-25
Arizona	State	AZ0813	12-08-23
California	Los Angeles County Sanitation Districts	10259	06-30-22 *
California	State	2886	06-30-24
Connecticut	State	PH-0241	03-31-25
Florida	NELAP	E87689	06-30-24
HI - RadChem Recognition	State	n/a	06-30-24
Illinois	NELAP	200023	11-30-23
Iowa	State	373	12-01-24
Kansas	NELAP	E-10236	10-31-23
Kentucky (DW)	State	KY90125	12-31-23
Kentucky (WW)	State	KY90125 (Permit KY0004049)	12-31-23
Louisiana	NELAP	04080	06-30-22 *
Louisiana (All)	NELAP	04080	06-30-24
Louisiana (DW)	State	LA011	12-31-23
Maryland	State	310	09-30-24
Massachusetts	State	M-MO054	06-30-24
MI - RadChem Recognition	State	9005	06-30-24
Missouri	State	780	06-30-25
Nevada	State	MO000542020-1	07-31-24
New Jersey	NELAP	MO002	06-30-24
New Mexico	State	MO00054	06-30-24
New York	NELAP	11616	03-31-24
North Carolina (DW)	State	29700	07-31-24
North Dakota	State	R-207	06-30-24
Oregon	NELAP	4157	09-01-24
Pennsylvania	NELAP	68-00540	02-28-24
South Carolina	State	85002001	06-30-23 *
Texas	NELAP	T104704193	07-31-24
US Fish & Wildlife	US Federal Programs	058448	07-31-24
USDA	US Federal Programs	P330-17-00028	05-18-26
Utah	NELAP	MO000542021-14	07-31-24
Virginia	NELAP	10310	06-15-25
West Virginia DEP	State	381	10-31-23

* Accreditation/Certification renewal pending - accreditation/certification considered valid.

Method Summary

Client: Southern Company
Project/Site: CCR - Plant Scherer Ash Pond

Job ID: 680-238755-2

Method	Method Description	Protocol	Laboratory
9315	Radium-226 (GFPC)	SW846	EET SL
9320	Radium-228 (GFPC)	SW846	EET SL
Ra226_Ra228	Combined Radium-226 and Radium-228	TAL-STL	EET SL
PrecSep_0	Preparation, Precipitate Separation	None	EET SL
PrecSep-21	Preparation, Precipitate Separation (21-Day In-Growth)	None	EET SL

Protocol References:

None = None

SW846 = "Test Methods For Evaluating Solid Waste, Physical/Chemical Methods", Third Edition, November 1986 And Its Updates.

TAL-STL = TestAmerica Laboratories, St. Louis, Facility Standard Operating Procedure.

Laboratory References:

EET SL = Eurofins St. Louis, 13715 Rider Trail North, Earth City, MO 63045, TEL (314)298-8566



TestAmerica Pittsburgh

301 Alpha Drive
 RIDC Park
 Pittsburgh, PA 15238-2907
 phone 412.963.7058 fax 412.963.2468

Chain of Custody Record

Regulatory Program: DW NPDES RCRA Other:

TestAmerica
 THE LEADER IN ENVIRONMENTAL TESTING
 TestAmerica Laboratories, Inc.

Client Contact		Project Manager: Dawn Prell		Site Contact: Dawn Prell		Date: 08/07/2023		COC No: 1 of 2 COCs	
Joiu Abraham Southern Company 241 Ralph McGill Blvd SE B10185 Atlanta, GA 30308		Tel/Fax: 248-536-5445		Lab Contact: David Fuller		Carrier:		Sampler: For Lab Use Only: Walk-in Client: Lab Sampling: Job / SDG No.:	
Project Name: CCR - Plant Scherer Ash Pond Site: Georgia Project #: 31406440.008		Analysis Turnaround Time <input checked="" type="checkbox"/> CALENDAR DAYS <input type="checkbox"/> WORKING DAYS		Perform MS / MSD (Y / N)		App III metals: B, Ca		Sulfide	
TAT if different from Below: 3-5 days		Sample Date		App IV metals: Sb, As, Ba, Be, Cd, Cr, Co, Pb, Li, Hg, Mo, Se, Ti		Radium 226 + 228		HCO3, CO3 Alkalinity	
<input type="checkbox"/> 2 weeks <input type="checkbox"/> 1 week <input type="checkbox"/> 2 days <input type="checkbox"/> 1 day		Sample Time		Mg, Na, K, Mn, Fe		Sulfide		HCO3, CO3 Alkalinity	
Sample Identification		Sample Type (G=Comp, G=Grab)		Cl, F, SO4, TDS		Sulfide		HCO3, CO3 Alkalinity	
SCH-SGWA-3		8/7/2023 12:50		G		WG		8	
SCH-SGWA-4		8/7/2023 15:46		G		WG		8	
SCH-SGWC-9		8/7/2023 11:09		G		WG		8	
SCH-SGWC-10		8/7/2023 12:59		G		WG		8	
SCH-SGWC-12		8/7/2023 15:18		G		WG		8	
SCH-SGWC-15		8/7/2023 16:12		G		WG		8	
SCH-SGWC-17		8/7/2023 14:47		G		WG		8	
SCH-SGWC-18		8/7/2023 12:42		G		WG		8	
SCH-SGWC-19		8/7/2023 11:34		G		WG		10	
SCH-SGWC-20		8/7/2023 16:02		G		WG		8	
SCH-SGWC-22		8/7/2023 14:21		G		WG		8	
SCH-AP1-FD-2		8/7/2023		G		WG		8	

Preservation Used: 1=Ice, 2=HCl, 3=H2SO4, 4=HNO3, 5=NaOH, 6=Other

Possible Hazard Identification:
 Are any samples from a listed EPA Hazardous Waste? Please List any EPA Waste Codes for the sample in the Comments Section if the lab is to dispose of the sample.

Non-Hazard Flammable Skin Irritant Poison B Unknown

Special Instructions/QC Requirements & Comments: SCH-CGR-ASSMT-2023S2

Sample Disposal (A fee may be assessed if sa)

680-238755 Chain of Custody

8/10/23 755

20/2-1 3/1/3 2 29/3.0 2.1/2 2 2/27

TestAmerica Pittsburgh

301 Alpha Drive
 RIDC Park
 Pittsburgh, PA 15238-2907
 phone 412.963.7058 fax 412.963.2468

Chain of Custody Record



THE LEADER IN ENVIRONMENTAL TESTING

TestAmerica Laboratories, Inc.

Regulatory Program: DW NPDES RCRA Other:

Client Contact: **Juli Abraham** Southern Company
 Project Manager: **Dawn Prell**
 Telfax: 248-536-5445
 Analysis Turnaround Time: CALENDAR DAYS WORKING DAYS

241 Ralph McGill Blvd SE B10185
 Atlanta, GA 30308
 Labraham@southernco.com
 Project Name: CCR - Plant Scherer Ash Pond
 Site: Georgia
 Project #: 31406440.008

Sample Identification	Sample Date	Sample Time	Sample Type (G=Comp, G=Grab)	Matrix	# of Cont.	Filtered Sample (Y / N)												
						Perform MS / MSD (Y / N)	App III metals: B, Ca	App IV metals: Sb, As, Ba, Be, Cd, Cr, Co, Pb, Li, Hg, Mo, Se, Ti	Radium 226 + 228	Mg, Na, K, Mn, Fe	Sulfide	HCO3, CO3 Alkalinity	Cl, F, SO4, TDS					
SCH-AP1-EB-1	8/7/2023	11:09	G	WQ	8	N	X	X	X	X	X	X						
SCH-AP1-EB-2	8/7/2023	16:57	G	WQ	8	N	X	X	X	X	X	X						
SCH-AP1-FB-2	8/7/2023	14:30	G	WQ	8	N	X	X	X	X	X	X						

Preservation Used: 1= Ice, 2= HCl; 3= H2SO4; 4= HNO3; 5= NaOH; 6= Other _____
 Possible Hazard Identification:
 Are any samples from a listed EPA Hazardous Waste? Please List any EPA Waste Codes for the sample in the Comments Section if the lab is to dispose of the sample.
 Non-Hazard Flammable Skin Irritant Poison B Unknown
 Return to Client Disposal by Lab Archive for _____ Months

Special Instructions/QC Requirements & Comments: SCH-CCR-ASSMT-2023S2

Custody Seal Intact: Yes No

Relinquished by: **ARK MANN** Company: **WSP** Date/Time: **08/08/23 7:55**
 Relinquished by: _____ Company: _____ Date/Time: _____

Relinquished by: _____ Company: _____ Date/Time: _____

Received by: **WILLIAM GEMMEL** Date/Time: **8/10/23 7:55**
 Received in Laboratory by: **CVW** Date/Time: **8/10/23 11:00**

Corrd: _____ Therm ID No.: _____

Company: **TestAmerica** Date/Time: **8/10/23 7:55**
 Company: **TestAmerica** Date/Time: **8/10/23 11:00**

26/27 8.1/32 27/30 2.1/22 2.6/27

Chain of Custody Record



Environment Testing

Client Information (Sub Contract Lab)
 Client Contact: **Fuller, David** Lab PM
 Shipping/Receiving: **David.Fuller@et.eurofins.com** E-Mail
 Company: **TestAmerica Laboratories, Inc.** State of Origin: **Georgia**
 Address: **13715 Rider Trail North,** City: **Georgia**
 Earth City: **MO, 63045**
 State, Zip: **MO, 63045**
 Phone: **314-298-8566(Tel) 314-298-8757(Fax)**
 Email: **WO #:**
 Project Name: **CCR - Plant Scherer Ash Pond** Project #: **68027798**
 Site: **SSOW#:**

Carrier Tracking No(s): **680-746671.1** COC No
Page 1 of 2 Page
Job # **680-238755-2** Job #
Preservation Codes:
 A - HCL M - Hexane
 B - NaOH N - None
 C - Zn Acetate O - AsNaO2
 D - Nitric Acid P - Na2O4S
 E - NaHSO4 Q - Na2SO3
 F - MeOH R - Na2S2O3
 G - Anchlor S - H2SO4
 H - Ascorbic Acid T - TSP Dodecahydrate
 I - Ice U - Acetone
 J - DI Water V - MCAA
 K - EDTA W - pH 4-5
 L - EDA Y - Trizma
 Z - other (specify)
 Other:

Sample Identification - Client ID (Lab ID)	Sample Date	Sample Time	Sample Type (C=comp, G=grab)	Matrix (W=water, S=solid, O=soil, A=air, T=tissue)	Field Filtered Sample (Yes or No)	Perform MS/MSD (Yes or No)	9315_Ra226/Precep_21 Radium-226 (GFC) - 21 day decay	9320_Ra228/Precep_0 Radium-228 (GFC)	Ra226Ra228 GFC/ Combined Radium-226 and Radium-228	Total Number of Containers	Special Instructions/Note:
SCH-SGWA-3 (680-238755-1)	8/7/23	12:50 Eastern	Water	Water	X	X	X	X	X	2	
SCH-SGWA-4 (680-238755-2)	8/7/23	15:46 Eastern	Water	Water	X	X	X	X	X	2	
SCH-SGWC-9 (680-238755-3)	8/7/23	11:09 Eastern	Water	Water	X	X	X	X	X	2	
SCH-SGWC-10 (680-238755-4)	8/7/23	12:59 Eastern	Water	Water	X	X	X	X	X	2	
SCH-SGWC-12 (680-238755-5)	8/7/23	15:18 Eastern	Water	Water	X	X	X	X	X	2	
SCH-SGWC-15 (680-238755-6)	8/7/23	16:12 Eastern	Water	Water	X	X	X	X	X	2	
SCH-SGWC-17 (680-238755-7)	8/7/23	14:47 Eastern	Water	Water	X	X	X	X	X	2	
SCH-SGWC-18 (680-238755-8)	8/7/23	12:42 Eastern	Water	Water	X	X	X	X	X	2	
SCH-SGWC-19 (680-238755-9)	8/7/23	11:34 Eastern	Water	Water	X	X	X	X	X	4	

Note: Since laboratory accreditations are subject to change, Eurofins Environment Testing Southeast, LLC places the ownership of method, analyte & accreditation compliance upon our subcontract laboratories. This sample shipment is forwarded under chain-of-custody. If the laboratory does not currently maintain accreditation in the State of Origin listed above for analysis/test/matrix being analyzed, the samples must be shipped back to the Eurofins Environment Testing Southeast, LLC laboratory or other instructions will be provided. Any changes to accreditation status should be brought to Eurofins Environment Testing Southeast, LLC attention immediately. If all requested accreditations are current to date, return the Chain of Custody attesting to said compliance to Eurofins Environment Testing Southeast, LLC.

Possible Hazard Identification
 Unconfirmed
 Deliverable Requested: I, II, III, IV, Other (specify) **Primary Deliverable Rank: 2**
 Sample Disposal (A fee may be assessed if samples are retained longer than 1 month)
 Return To Client Disposal By Lab Archive For **Months**

Empty Kit Relinquished by: *[Signature]* Date: **8/8/23** Time: **1600**
 Relinquished by: **Company** Date/Time: **Company**
 Relinquished by: **Company** Date/Time: **Company**
 Relinquished by: **Company** Date/Time: **Company**
 Custody Seal No.: **△ Yes △ No** Custody Seal No.: **△ Yes △ No**
 Cooler Temperature(s) °C and Other Remarks: **COOLER TEMPERATURES °C AND OTHER REMARKS:**

Login Sample Receipt Checklist

Client: Southern Company

Job Number: 680-238755-2

Login Number: 238755

List Number: 1

Creator: Munro, Caroline

List Source: Eurofins Savannah

Question	Answer	Comment
Radioactivity wasn't checked or is <=/ background as measured by a survey meter.	N/A	
The cooler's custody seal, if present, is intact.	True	
Sample custody seals, if present, are intact.	True	
The cooler or samples do not appear to have been compromised or tampered with.	True	
Samples were received on ice.	True	
Cooler Temperature is acceptable.	True	
Cooler Temperature is recorded.	True	
COC is present.	True	
COC is filled out in ink and legible.	True	
COC is filled out with all pertinent information.	True	
Is the Field Sampler's name present on COC?	True	
There are no discrepancies between the containers received and the COC.	True	
Samples are received within Holding Time (excluding tests with immediate HTs)	True	
Sample containers have legible labels.	True	
Containers are not broken or leaking.	True	
Sample collection date/times are provided.	True	
Appropriate sample containers are used.	True	
Sample bottles are completely filled.	True	
Sample Preservation Verified.	N/A	
There is sufficient vol. for all requested analyses, incl. any requested MS/MSDs	True	
Containers requiring zero headspace have no headspace or bubble is <6mm (1/4").	N/A	
Multiphasic samples are not present.	True	
Samples do not require splitting or compositing.	True	
Residual Chlorine Checked.	N/A	



Login Sample Receipt Checklist

Client: Southern Company

Job Number: 680-238755-2

Login Number: 238755

List Number: 2

Creator: Pinette, Meadow L

List Source: Eurofins St. Louis

List Creation: 08/09/23 01:36 PM

Question	Answer	Comment
Radioactivity wasn't checked or is <=/ background as measured by a survey meter.	True	
The cooler's custody seal, if present, is intact.	True	
Sample custody seals, if present, are intact.	True	
The cooler or samples do not appear to have been compromised or tampered with.	True	
Samples were received on ice.	N/A	
Cooler Temperature is acceptable.	True	
Cooler Temperature is recorded.	True	
COC is present.	True	
COC is filled out in ink and legible.	True	
COC is filled out with all pertinent information.	True	
Is the Field Sampler's name present on COC?	True	
There are no discrepancies between the containers received and the COC.	True	
Samples are received within Holding Time (excluding tests with immediate HTs)	True	
Sample containers have legible labels.	True	
Containers are not broken or leaking.	True	
Sample collection date/times are provided.	True	
Appropriate sample containers are used.	True	
Sample bottles are completely filled.	True	
Sample Preservation Verified.	True	
There is sufficient vol. for all requested analyses, incl. any requested MS/MSDs	True	
Containers requiring zero headspace have no headspace or bubble is <6mm (1/4").	True	
Multiphasic samples are not present.	True	
Samples do not require splitting or compositing.	True	
Residual Chlorine Checked.	N/A	





ANALYTICAL REPORT

PREPARED FOR

Attn: Joju Abraham
Southern Company
241 Ralph McGill Blvd SE
B10185
Atlanta, Georgia 30308
Generated 9/8/2023 5:18:23 PM

JOB DESCRIPTION

CCR - Plant Scherer Ash Pond

JOB NUMBER

680-238849-2

Eurofins Savannah

Job Notes

This report may not be reproduced except in full, and with written approval from the laboratory. The results relate only to the samples tested. For questions please contact the Project Manager at the e-mail address or telephone number listed on this page.

The test results in this report relate only to the samples as received by the laboratory and will meet all requirements of the methodology, with any exceptions noted. This report shall not be reproduced except in full, without the express written approval of the laboratory. All questions should be directed to the Eurofins Environment Testing Southeast, LLC Project Manager.

Authorization



Generated
9/8/2023 5:18:23 PM

Authorized for release by
David Fuller, Project Manager
David.Fuller@et.eurofinsus.com
(770)344-8986

Definitions/Glossary

Client: Southern Company
Project/Site: CCR - Plant Scherer Ash Pond

Job ID: 680-238849-2

Qualifiers

Rad

Qualifier	Qualifier Description
U	Result is less than the sample detection limit.

Glossary

Abbreviation	These commonly used abbreviations may or may not be present in this report.
α	Listed under the "D" column to designate that the result is reported on a dry weight basis
%R	Percent Recovery
CFL	Contains Free Liquid
CFU	Colony Forming Unit
CNF	Contains No Free Liquid
DER	Duplicate Error Ratio (normalized absolute difference)
Dil Fac	Dilution Factor
DL	Detection Limit (DoD/DOE)
DL, RA, RE, IN	Indicates a Dilution, Re-analysis, Re-extraction, or additional Initial metals/anion analysis of the sample
DLC	Decision Level Concentration (Radiochemistry)
EDL	Estimated Detection Limit (Dioxin)
LOD	Limit of Detection (DoD/DOE)
LOQ	Limit of Quantitation (DoD/DOE)
MCL	EPA recommended "Maximum Contaminant Level"
MDA	Minimum Detectable Activity (Radiochemistry)
MDC	Minimum Detectable Concentration (Radiochemistry)
MDL	Method Detection Limit
ML	Minimum Level (Dioxin)
MPN	Most Probable Number
MQL	Method Quantitation Limit
NC	Not Calculated
ND	Not Detected at the reporting limit (or MDL or EDL if shown)
NEG	Negative / Absent
POS	Positive / Present
PQL	Practical Quantitation Limit
PRES	Presumptive
QC	Quality Control
RER	Relative Error Ratio (Radiochemistry)
RL	Reporting Limit or Requested Limit (Radiochemistry)
RPD	Relative Percent Difference, a measure of the relative difference between two points
TEF	Toxicity Equivalent Factor (Dioxin)
TEQ	Toxicity Equivalent Quotient (Dioxin)
TNTC	Too Numerous To Count

Sample Summary

Client: Southern Company
Project/Site: CCR - Plant Scherer Ash Pond

Job ID: 680-238849-2

Lab Sample ID	Client Sample ID	Matrix	Collected	Received
680-238849-1	SCH-SGWC-7	Water	08/08/23 10:13	08/09/23 11:15
680-238849-2	SCH-SGWC-8	Water	08/08/23 12:10	08/09/23 11:15
680-238849-3	SCH-SGWC-14	Water	08/08/23 10:03	08/09/23 11:15
680-238849-4	SCH-SGWC-16	Water	08/08/23 11:28	08/09/23 11:15
680-238849-5	SCH-SGWC-21	Water	08/08/23 13:07	08/09/23 11:15
680-238849-6	SCH-SGWC-23	Water	08/08/23 09:46	08/09/23 11:15
680-238849-7	SCH-SGWA-24	Water	08/08/23 11:52	08/09/23 11:15
680-238849-8	SCH-SGWA-25	Water	08/08/23 14:50	08/09/23 11:15
680-238849-9	SCH-AP1-FB-1	Water	08/08/23 13:00	08/09/23 11:15

- 1
- 2
- 3
- 4
- 5
- 6
- 7
- 8
- 9
- 10
- 11
- 12
- 13

Case Narrative

Client: Southern Company
Project/Site: CCR - Plant Scherer Ash Pond

Job ID: 680-238849-2

Job ID: 680-238849-2

Laboratory: Eurofins Savannah

Narrative

Job Narrative 680-238849-2

Receipt

The samples were received on 8/9/2023 11:15 AM. Unless otherwise noted below, the samples arrived in good condition, and, where required, properly preserved and on ice. The temperatures of the 5 coolers at receipt time were 1.0°C, 2.5°C, 2.9°C, 3.3°C and 3.5°C

Gas Flow Proportional Counter

Method 9315_Ra226: Radium-226 Prep Batch 160-624174 Insufficient sample volume was available to perform a sample duplicate for the following samples: SCH-SGWC-7 (680-238849-1), SCH-SGWC-8 (680-238849-2), SCH-SGWC-14 (680-238849-3), SCH-SGWC-16 (680-238849-4), SCH-SGWC-21 (680-238849-5), SCH-SGWC-23 (680-238849-6), SCH-SGWA-24 (680-238849-7), SCH-SGWA-25 (680-238849-8) and SCH-AP1-FB-1 (680-238849-9). A laboratory control sample/ laboratory control sample duplicate (LCS/LCSD) were prepared instead to demonstrate batch precision.

Method 9315_Ra226: Radium-226 batch 624174 Any minimum detectable concentration (MDC), critical value (DLC), or Safe Drinking Water Act detection limit (SDWA DL) is sample-specific unless otherwise stated elsewhere in this narrative. Radiochemistry sample results are reported with the count date/time applied as the Activity Reference Date. SCH-SGWC-7 (680-238849-1), SCH-SGWC-8 (680-238849-2), SCH-SGWC-14 (680-238849-3), SCH-SGWC-16 (680-238849-4), SCH-SGWC-21 (680-238849-5), SCH-SGWC-23 (680-238849-6), SCH-SGWA-24 (680-238849-7), SCH-SGWA-25 (680-238849-8), SCH-AP1-FB-1 (680-238849-9), (LCS 160-624174/2-A), (LCSD 160-624174/3-A) and (MB 160-624174/1-A)

Method 9320_Ra228: Radium 228 Prep Batch 160-625981 Insufficient sample volume was available to perform a matrix spike/matrix spike duplicate/sample duplicate (MS/MSD/DUP) associated with preparation batch 160-625981.

Method 9320_Ra228: Radium-228 prep batch 160-625981: Any minimum detectable concentration (MDC), critical value (DLC), or Safe Drinking Water Act detection limit (SDWA DL) is sample-specific unless otherwise stated elsewhere in this narrative. Radiochemistry sample results are reported with the count date/time applied as the Activity Reference Date. SCH-SGWC-7 (680-238849-1), SCH-SGWC-8 (680-238849-2), SCH-SGWC-14 (680-238849-3), SCH-SGWC-16 (680-238849-4), SCH-SGWC-21 (680-238849-5), SCH-SGWC-23 (680-238849-6), SCH-SGWA-24 (680-238849-7), SCH-SGWA-25 (680-238849-8), SCH-AP1-FB-1 (680-238849-9), (LCS 160-625981/2-A), (LCSD 160-625981/3-A) and (MB 160-625981/1-A)

No additional analytical or quality issues were noted, other than those described above or in the Definitions/ Glossary page.

Rad

No additional analytical or quality issues were noted, other than those described above or in the Definitions/ Glossary page.

Client Sample Results

Client: Southern Company
Project/Site: CCR - Plant Scherer Ash Pond

Job ID: 680-238849-2

Client Sample ID: SCH-SGWC-7

Lab Sample ID: 680-238849-1

Date Collected: 08/08/23 10:13

Matrix: Water

Date Received: 08/09/23 11:15

Method: SW846 9315 - Radium-226 (GFPC)

Analyte	Result	Qualifier	Count Uncert. (2σ+/-)	Total Uncert. (2σ+/-)	RL	MDC	Unit	Prepared	Analyzed	Dil Fac
Radium-226	0.00539	U	0.0534	0.0534	1.00	0.108	pCi/L	08/15/23 10:30	09/06/23 16:37	1
Carrier	%Yield	Qualifier	Limits					Prepared	Analyzed	Dil Fac
Ba Carrier	84.3		30 - 110					08/15/23 10:30	09/06/23 16:37	1

Method: SW846 9320 - Radium-228 (GFPC)

Analyte	Result	Qualifier	Count Uncert. (2σ+/-)	Total Uncert. (2σ+/-)	RL	MDC	Unit	Prepared	Analyzed	Dil Fac
Radium-228	0.115	U	0.305	0.305	1.00	0.542	pCi/L	08/30/23 08:56	09/05/23 12:32	1
Carrier	%Yield	Qualifier	Limits					Prepared	Analyzed	Dil Fac
Ba Carrier	89.0		30 - 110					08/30/23 08:56	09/05/23 12:32	1
Y Carrier	87.5		30 - 110					08/30/23 08:56	09/05/23 12:32	1

Method: TAL-STL Ra226_Ra228 - Combined Radium-226 and Radium-228

Analyte	Result	Qualifier	Count Uncert. (2σ+/-)	Total Uncert. (2σ+/-)	RL	MDC	Unit	Prepared	Analyzed	Dil Fac
Combined Radium 226 + 228	0.120	U	0.310	0.310	5.00	0.542	pCi/L		09/07/23 14:06	1

Client Sample ID: SCH-SGWC-8

Lab Sample ID: 680-238849-2

Date Collected: 08/08/23 12:10

Matrix: Water

Date Received: 08/09/23 11:15

Method: SW846 9315 - Radium-226 (GFPC)

Analyte	Result	Qualifier	Count Uncert. (2σ+/-)	Total Uncert. (2σ+/-)	RL	MDC	Unit	Prepared	Analyzed	Dil Fac
Radium-226	0.350		0.111	0.115	1.00	0.100	pCi/L	08/15/23 10:30	09/06/23 16:37	1
Carrier	%Yield	Qualifier	Limits					Prepared	Analyzed	Dil Fac
Ba Carrier	94.4		30 - 110					08/15/23 10:30	09/06/23 16:37	1

Method: SW846 9320 - Radium-228 (GFPC)

Analyte	Result	Qualifier	Count Uncert. (2σ+/-)	Total Uncert. (2σ+/-)	RL	MDC	Unit	Prepared	Analyzed	Dil Fac
Radium-228	1.40		0.459	0.477	1.00	0.552	pCi/L	08/30/23 08:56	09/05/23 12:32	1
Carrier	%Yield	Qualifier	Limits					Prepared	Analyzed	Dil Fac
Ba Carrier	96.5		30 - 110					08/30/23 08:56	09/05/23 12:32	1
Y Carrier	86.0		30 - 110					08/30/23 08:56	09/05/23 12:32	1

Client Sample Results

Client: Southern Company
Project/Site: CCR - Plant Scherer Ash Pond

Job ID: 680-238849-2

Client Sample ID: SCH-SGWC-8

Lab Sample ID: 680-238849-2

Date Collected: 08/08/23 12:10

Matrix: Water

Date Received: 08/09/23 11:15

Method: TAL-STL Ra226_Ra228 - Combined Radium-226 and Radium-228

Analyte	Result	Qualifier	Count Uncert. (2σ+/-)	Total Uncert. (2σ+/-)	RL	MDC	Unit	Prepared	Analyzed	Dil Fac
Combined Radium 226 + 228	1.75		0.472	0.491	5.00	0.552	pCi/L		09/07/23 14:06	1

Client Sample ID: SCH-SGWC-14

Lab Sample ID: 680-238849-3

Date Collected: 08/08/23 10:03

Matrix: Water

Date Received: 08/09/23 11:15

Method: SW846 9315 - Radium-226 (GFPC)

Analyte	Result	Qualifier	Count Uncert. (2σ+/-)	Total Uncert. (2σ+/-)	RL	MDC	Unit	Prepared	Analyzed	Dil Fac
Radium-226	0.00768	U	0.0579	0.0579	1.00	0.115	pCi/L	08/15/23 10:30	09/06/23 16:37	1
Carrier	%Yield	Qualifier	Limits					Prepared	Analyzed	Dil Fac
Ba Carrier	85.0		30 - 110					08/15/23 10:30	09/06/23 16:37	1

Method: SW846 9320 - Radium-228 (GFPC)

Analyte	Result	Qualifier	Count Uncert. (2σ+/-)	Total Uncert. (2σ+/-)	RL	MDC	Unit	Prepared	Analyzed	Dil Fac
Radium-228	0.169	U	0.323	0.323	1.00	0.560	pCi/L	08/30/23 08:56	09/05/23 12:32	1
Carrier	%Yield	Qualifier	Limits					Prepared	Analyzed	Dil Fac
Ba Carrier	86.7		30 - 110					08/30/23 08:56	09/05/23 12:32	1
Y Carrier	86.4		30 - 110					08/30/23 08:56	09/05/23 12:32	1

Method: TAL-STL Ra226_Ra228 - Combined Radium-226 and Radium-228

Analyte	Result	Qualifier	Count Uncert. (2σ+/-)	Total Uncert. (2σ+/-)	RL	MDC	Unit	Prepared	Analyzed	Dil Fac
Combined Radium 226 + 228	0.177	U	0.328	0.328	5.00	0.560	pCi/L		09/07/23 14:06	1

Client Sample ID: SCH-SGWC-16

Lab Sample ID: 680-238849-4

Date Collected: 08/08/23 11:28

Matrix: Water

Date Received: 08/09/23 11:15

Method: SW846 9315 - Radium-226 (GFPC)

Analyte	Result	Qualifier	Count Uncert. (2σ+/-)	Total Uncert. (2σ+/-)	RL	MDC	Unit	Prepared	Analyzed	Dil Fac
Radium-226	0.0131	U	0.0567	0.0567	1.00	0.109	pCi/L	08/15/23 10:30	09/06/23 16:37	1
Carrier	%Yield	Qualifier	Limits					Prepared	Analyzed	Dil Fac
Ba Carrier	92.6		30 - 110					08/15/23 10:30	09/06/23 16:37	1

Client Sample Results

Client: Southern Company
 Project/Site: CCR - Plant Scherer Ash Pond

Job ID: 680-238849-2

Client Sample ID: SCH-SGWC-16

Lab Sample ID: 680-238849-4

Date Collected: 08/08/23 11:28

Matrix: Water

Date Received: 08/09/23 11:15

Method: SW846 9320 - Radium-228 (GFPC)

Analyte	Result	Qualifier	Count Uncert. (2σ+/-)	Total Uncert. (2σ+/-)	RL	MDC	Unit	Prepared	Analyzed	Dil Fac
Radium-228	0.0138	U	0.317	0.317	1.00	0.587	pCi/L	08/30/23 08:56	09/05/23 12:32	1
Carrier	%Yield	Qualifier	Limits					Prepared	Analyzed	Dil Fac
Ba Carrier	89.0		30 - 110					08/30/23 08:56	09/05/23 12:32	1
Y Carrier	88.2		30 - 110					08/30/23 08:56	09/05/23 12:32	1

Method: TAL-STL Ra226_Ra228 - Combined Radium-226 and Radium-228

Analyte	Result	Qualifier	Count Uncert. (2σ+/-)	Total Uncert. (2σ+/-)	RL	MDC	Unit	Prepared	Analyzed	Dil Fac
Combined Radium 226 + 228	0.0269	U	0.322	0.322	5.00	0.587	pCi/L		09/07/23 14:06	1

Client Sample ID: SCH-SGWC-21

Lab Sample ID: 680-238849-5

Date Collected: 08/08/23 13:07

Matrix: Water

Date Received: 08/09/23 11:15

Method: SW846 9315 - Radium-226 (GFPC)

Analyte	Result	Qualifier	Count Uncert. (2σ+/-)	Total Uncert. (2σ+/-)	RL	MDC	Unit	Prepared	Analyzed	Dil Fac
Radium-226	0.129		0.0818	0.0826	1.00	0.112	pCi/L	08/15/23 10:30	09/06/23 16:37	1
Carrier	%Yield	Qualifier	Limits					Prepared	Analyzed	Dil Fac
Ba Carrier	87.3		30 - 110					08/15/23 10:30	09/06/23 16:37	1

Method: SW846 9320 - Radium-228 (GFPC)

Analyte	Result	Qualifier	Count Uncert. (2σ+/-)	Total Uncert. (2σ+/-)	RL	MDC	Unit	Prepared	Analyzed	Dil Fac
Radium-228	0.368	U	0.346	0.348	1.00	0.552	pCi/L	08/30/23 08:56	09/05/23 12:32	1
Carrier	%Yield	Qualifier	Limits					Prepared	Analyzed	Dil Fac
Ba Carrier	92.7		30 - 110					08/30/23 08:56	09/05/23 12:32	1
Y Carrier	89.0		30 - 110					08/30/23 08:56	09/05/23 12:32	1

Method: TAL-STL Ra226_Ra228 - Combined Radium-226 and Radium-228

Analyte	Result	Qualifier	Count Uncert. (2σ+/-)	Total Uncert. (2σ+/-)	RL	MDC	Unit	Prepared	Analyzed	Dil Fac
Combined Radium 226 + 228	0.496	U	0.356	0.358	5.00	0.552	pCi/L		09/07/23 14:06	1

Client Sample Results

Client: Southern Company
 Project/Site: CCR - Plant Scherer Ash Pond

Job ID: 680-238849-2

Client Sample ID: SCH-SGWC-23

Lab Sample ID: 680-238849-6

Date Collected: 08/08/23 09:46

Matrix: Water

Date Received: 08/09/23 11:15

Method: SW846 9315 - Radium-226 (GFPC)

Analyte	Result	Qualifier	Count Uncert. (2σ+/-)	Total Uncert. (2σ+/-)	RL	MDC	Unit	Prepared	Analyzed	Dil Fac
Radium-226	0.125		0.0805	0.0813	1.00	0.109	pCi/L	08/15/23 10:30	09/06/23 16:37	1
Carrier	%Yield	Qualifier	Limits					Prepared	Analyzed	Dil Fac
Ba Carrier	89.7		30 - 110					08/15/23 10:30	09/06/23 16:37	1

Method: SW846 9320 - Radium-228 (GFPC)

Analyte	Result	Qualifier	Count Uncert. (2σ+/-)	Total Uncert. (2σ+/-)	RL	MDC	Unit	Prepared	Analyzed	Dil Fac
Radium-228	-0.0246	U	0.297	0.297	1.00	0.568	pCi/L	08/30/23 08:56	09/05/23 12:33	1
Carrier	%Yield	Qualifier	Limits					Prepared	Analyzed	Dil Fac
Ba Carrier	97.0		30 - 110					08/30/23 08:56	09/05/23 12:33	1
Y Carrier	86.4		30 - 110					08/30/23 08:56	09/05/23 12:33	1

Method: TAL-STL Ra226_Ra228 - Combined Radium-226 and Radium-228

Analyte	Result	Qualifier	Count Uncert. (2σ+/-)	Total Uncert. (2σ+/-)	RL	MDC	Unit	Prepared	Analyzed	Dil Fac
Combined Radium 226 + 228	0.0999	U	0.308	0.308	5.00	0.568	pCi/L		09/07/23 14:06	1

Client Sample ID: SCH-SGWA-24

Lab Sample ID: 680-238849-7

Date Collected: 08/08/23 11:52

Matrix: Water

Date Received: 08/09/23 11:15

Method: SW846 9315 - Radium-226 (GFPC)

Analyte	Result	Qualifier	Count Uncert. (2σ+/-)	Total Uncert. (2σ+/-)	RL	MDC	Unit	Prepared	Analyzed	Dil Fac
Radium-226	0.0141	U	0.0714	0.0714	1.00	0.136	pCi/L	08/15/23 10:30	09/06/23 16:37	1
Carrier	%Yield	Qualifier	Limits					Prepared	Analyzed	Dil Fac
Ba Carrier	85.5		30 - 110					08/15/23 10:30	09/06/23 16:37	1

Method: SW846 9320 - Radium-228 (GFPC)

Analyte	Result	Qualifier	Count Uncert. (2σ+/-)	Total Uncert. (2σ+/-)	RL	MDC	Unit	Prepared	Analyzed	Dil Fac
Radium-228	-0.121	U	0.275	0.275	1.00	0.543	pCi/L	08/30/23 08:56	09/05/23 12:33	1
Carrier	%Yield	Qualifier	Limits					Prepared	Analyzed	Dil Fac
Ba Carrier	99.2		30 - 110					08/30/23 08:56	09/05/23 12:33	1
Y Carrier	89.7		30 - 110					08/30/23 08:56	09/05/23 12:33	1

Client Sample Results

Client: Southern Company
 Project/Site: CCR - Plant Scherer Ash Pond

Job ID: 680-238849-2

Client Sample ID: SCH-SGWA-24

Lab Sample ID: 680-238849-7

Date Collected: 08/08/23 11:52

Matrix: Water

Date Received: 08/09/23 11:15

Method: TAL-STL Ra226_Ra228 - Combined Radium-226 and Radium-228

Analyte	Result	Qualifier	Count Uncert. (2σ+/-)	Total Uncert. (2σ+/-)	RL	MDC	Unit	Prepared	Analyzed	Dil Fac
Combined Radium 226 + 228	-0.107	U	0.284	0.284	5.00	0.543	pCi/L		09/07/23 14:06	1

Client Sample ID: SCH-SGWA-25

Lab Sample ID: 680-238849-8

Date Collected: 08/08/23 14:50

Matrix: Water

Date Received: 08/09/23 11:15

Method: SW846 9315 - Radium-226 (GFPC)

Analyte	Result	Qualifier	Count Uncert. (2σ+/-)	Total Uncert. (2σ+/-)	RL	MDC	Unit	Prepared	Analyzed	Dil Fac
Radium-226	0.00540	U	0.0582	0.0582	1.00	0.116	pCi/L	08/15/23 10:30	09/06/23 16:37	1
Carrier	%Yield	Qualifier	Limits					Prepared	Analyzed	Dil Fac
Ba Carrier	88.5		30 - 110					08/15/23 10:30	09/06/23 16:37	1

Method: SW846 9320 - Radium-228 (GFPC)

Analyte	Result	Qualifier	Count Uncert. (2σ+/-)	Total Uncert. (2σ+/-)	RL	MDC	Unit	Prepared	Analyzed	Dil Fac
Radium-228	0.109	U	0.308	0.308	1.00	0.549	pCi/L	08/30/23 08:56	09/05/23 12:33	1
Carrier	%Yield	Qualifier	Limits					Prepared	Analyzed	Dil Fac
Ba Carrier	93.2		30 - 110					08/30/23 08:56	09/05/23 12:33	1
Y Carrier	85.6		30 - 110					08/30/23 08:56	09/05/23 12:33	1

Method: TAL-STL Ra226_Ra228 - Combined Radium-226 and Radium-228

Analyte	Result	Qualifier	Count Uncert. (2σ+/-)	Total Uncert. (2σ+/-)	RL	MDC	Unit	Prepared	Analyzed	Dil Fac
Combined Radium 226 + 228	0.114	U	0.313	0.313	5.00	0.549	pCi/L		09/07/23 14:06	1

Client Sample ID: SCH-AP1-FB-1

Lab Sample ID: 680-238849-9

Date Collected: 08/08/23 13:00

Matrix: Water

Date Received: 08/09/23 11:15

Method: SW846 9315 - Radium-226 (GFPC)

Analyte	Result	Qualifier	Count Uncert. (2σ+/-)	Total Uncert. (2σ+/-)	RL	MDC	Unit	Prepared	Analyzed	Dil Fac
Radium-226	0.0186	U	0.0600	0.0600	1.00	0.113	pCi/L	08/15/23 10:30	09/06/23 16:37	1
Carrier	%Yield	Qualifier	Limits					Prepared	Analyzed	Dil Fac
Ba Carrier	91.4		30 - 110					08/15/23 10:30	09/06/23 16:37	1

Client Sample Results

Client: Southern Company
 Project/Site: CCR - Plant Scherer Ash Pond

Job ID: 680-238849-2

Client Sample ID: SCH-AP1-FB-1

Lab Sample ID: 680-238849-9

Date Collected: 08/08/23 13:00

Matrix: Water

Date Received: 08/09/23 11:15

Method: SW846 9320 - Radium-228 (GFPC)

Analyte	Result	Qualifier	Count Uncert. (2σ+/-)	Total Uncert. (2σ+/-)	RL	MDC	Unit	Prepared	Analyzed	Dil Fac
Radium-228	-0.203	U	0.467	0.467	1.00	0.899	pCi/L	08/30/23 08:56	09/05/23 12:33	1
Carrier	%Yield	Qualifier	Limits					Prepared	Analyzed	Dil Fac
Ba Carrier	97.5		30 - 110					08/30/23 08:56	09/05/23 12:33	1
Y Carrier	87.5		30 - 110					08/30/23 08:56	09/05/23 12:33	1

Method: TAL-STL Ra226_Ra228 - Combined Radium-226 and Radium-228

Analyte	Result	Qualifier	Count Uncert. (2σ+/-)	Total Uncert. (2σ+/-)	RL	MDC	Unit	Prepared	Analyzed	Dil Fac
Combined Radium 226 + 228	-0.184	U	0.471	0.471	5.00	0.899	pCi/L		09/07/23 14:06	1

Tracer/Carrier Summary

Client: Southern Company
 Project/Site: CCR - Plant Scherer Ash Pond

Job ID: 680-238849-2

Method: 9315 - Radium-226 (GFPC)

Matrix: Water

Prep Type: Total/NA

		Percent Yield (Acceptance Limits)	
Lab Sample ID	Client Sample ID	Ba (30-110)	
680-238849-1	SCH-SGWC-7	84.3	
680-238849-2	SCH-SGWC-8	94.4	
680-238849-3	SCH-SGWC-14	85.0	
680-238849-4	SCH-SGWC-16	92.6	
680-238849-5	SCH-SGWC-21	87.3	
680-238849-6	SCH-SGWC-23	89.7	
680-238849-7	SCH-SGWA-24	85.5	
680-238849-8	SCH-SGWA-25	88.5	
680-238849-9	SCH-AP1-FB-1	91.4	
LCS 160-624174/2-A	Lab Control Sample	92.2	
LCS 160-624174/3-A	Lab Control Sample Dup	93.4	
MB 160-624174/1-A	Method Blank	90.9	

Tracer/Carrier Legend
 Ba = Ba Carrier

Method: 9320 - Radium-228 (GFPC)

Matrix: Water

Prep Type: Total/NA

		Percent Yield (Acceptance Limits)	
Lab Sample ID	Client Sample ID	Ba (30-110)	Y (30-110)
680-238849-1	SCH-SGWC-7	89.0	87.5
680-238849-2	SCH-SGWC-8	96.5	86.0
680-238849-3	SCH-SGWC-14	86.7	86.4
680-238849-4	SCH-SGWC-16	89.0	88.2
680-238849-5	SCH-SGWC-21	92.7	89.0
680-238849-6	SCH-SGWC-23	97.0	86.4
680-238849-7	SCH-SGWA-24	99.2	89.7
680-238849-8	SCH-SGWA-25	93.2	85.6
680-238849-9	SCH-AP1-FB-1	97.5	87.5
LCS 160-625981/2-A	Lab Control Sample	99.0	88.2
LCS 160-625981/3-A	Lab Control Sample Dup	96.7	85.2
MB 160-625981/1-A	Method Blank	95.7	89.7

Tracer/Carrier Legend
 Ba = Ba Carrier
 Y = Y Carrier

QC Sample Results

Client: Southern Company
Project/Site: CCR - Plant Scherer Ash Pond

Job ID: 680-238849-2

Method: 9315 - Radium-226 (GFPC)

Lab Sample ID: MB 160-624174/1-A
Matrix: Water
Analysis Batch: 626892

Client Sample ID: Method Blank
Prep Type: Total/NA
Prep Batch: 624174

Analyte	MB	MB	Count	Total	RL	MDC	Unit	Prepared	Analyzed	Dil Fac
	Result	Qualifier	Uncert. (2σ+/-)	Uncert. (2σ+/-)						
Radium-226	0.05287	U	0.0630	0.0632	1.00	0.103	pCi/L	08/15/23 10:30	09/06/23 16:36	1
Carrier	MB %Yield	MB Qualifier	Limits				Prepared		Analyzed	Dil Fac
Ba Carrier	90.9		30 - 110				08/15/23 10:30		09/06/23 16:36	1

Lab Sample ID: LCS 160-624174/2-A
Matrix: Water
Analysis Batch: 626892

Client Sample ID: Lab Control Sample
Prep Type: Total/NA
Prep Batch: 624174

Analyte	Spike Added	LCS Result	LCS Qual	Total	RL	MDC	Unit	%Rec	%Rec Limits
				Uncert. (2σ+/-)					
Radium-226	11.3	10.15		1.07	1.00	0.0961	pCi/L	90	75 - 125
Carrier	LCS %Yield	LCS Qualifier	Limits						
Ba Carrier	92.2		30 - 110						

Lab Sample ID: LCSD 160-624174/3-A
Matrix: Water
Analysis Batch: 626892

Client Sample ID: Lab Control Sample Dup
Prep Type: Total/NA
Prep Batch: 624174

Analyte	Spike Added	LCSD Result	LCSD Qual	Total	RL	MDC	Unit	%Rec	%Rec Limits	RER	RER
				Uncert. (2σ+/-)							Limit
Radium-226	11.3	10.29		1.08	1.00	0.0984	pCi/L	91	75 - 125	0.07	1
Carrier	LCSD %Yield	LCSD Qualifier	Limits								
Ba Carrier	93.4		30 - 110								

Method: 9320 - Radium-228 (GFPC)

Lab Sample ID: MB 160-625981/1-A
Matrix: Water
Analysis Batch: 626552

Client Sample ID: Method Blank
Prep Type: Total/NA
Prep Batch: 625981

Analyte	MB	MB	Count	Total	RL	MDC	Unit	Prepared	Analyzed	Dil Fac
	Result	Qualifier	Uncert. (2σ+/-)	Uncert. (2σ+/-)						
Radium-228	0.6399		0.333	0.339	1.00	0.456	pCi/L	08/30/23 08:56	09/05/23 12:25	1
Carrier	MB %Yield	MB Qualifier	Limits				Prepared		Analyzed	Dil Fac
Ba Carrier	95.7		30 - 110				08/30/23 08:56		09/05/23 12:25	1
Y Carrier	89.7		30 - 110				08/30/23 08:56		09/05/23 12:25	1

QC Sample Results

Client: Southern Company
 Project/Site: CCR - Plant Scherer Ash Pond

Job ID: 680-238849-2

Method: 9320 - Radium-228 (GFPC) (Continued)

Lab Sample ID: LCS 160-625981/2-A
Matrix: Water
Analysis Batch: 626552

Client Sample ID: Lab Control Sample
Prep Type: Total/NA
Prep Batch: 625981

Analyte	Spike Added	LCS Result	LCS Qual	Total Uncert. (2σ+/-)	RL	MDC	Unit	%Rec	%Rec Limits		
Radium-228	7.90	8.107		1.13	1.00	0.451	pCi/L	103	75 - 125		
LCS LCS											
Carrier	%Yield	Qualifier	Limits								
Ba Carrier	99.0		30 - 110								
Y Carrier	88.2		30 - 110								

Lab Sample ID: LCSD 160-625981/3-A
Matrix: Water
Analysis Batch: 626552

Client Sample ID: Lab Control Sample Dup
Prep Type: Total/NA
Prep Batch: 625981

Analyte	Spike Added	LCSD Result	LCSD Qual	Total Uncert. (2σ+/-)	RL	MDC	Unit	%Rec	%Rec Limits	RER	RER	Limit
Radium-228	7.90	7.947		1.15	1.00	0.519	pCi/L	101	75 - 125	0.07	1	
LCSD LCSD												
Carrier	%Yield	Qualifier	Limits									
Ba Carrier	96.7		30 - 110									
Y Carrier	85.2		30 - 110									

QC Association Summary

Client: Southern Company
 Project/Site: CCR - Plant Scherer Ash Pond

Job ID: 680-238849-2

Rad

Prep Batch: 624174

Lab Sample ID	Client Sample ID	Prep Type	Matrix	Method	Prep Batch
680-238849-1	SCH-SGWC-7	Total/NA	Water	PrecSep-21	
680-238849-2	SCH-SGWC-8	Total/NA	Water	PrecSep-21	
680-238849-3	SCH-SGWC-14	Total/NA	Water	PrecSep-21	
680-238849-4	SCH-SGWC-16	Total/NA	Water	PrecSep-21	
680-238849-5	SCH-SGWC-21	Total/NA	Water	PrecSep-21	
680-238849-6	SCH-SGWC-23	Total/NA	Water	PrecSep-21	
680-238849-7	SCH-SGWA-24	Total/NA	Water	PrecSep-21	
680-238849-8	SCH-SGWA-25	Total/NA	Water	PrecSep-21	
680-238849-9	SCH-AP1-FB-1	Total/NA	Water	PrecSep-21	
MB 160-624174/1-A	Method Blank	Total/NA	Water	PrecSep-21	
LCS 160-624174/2-A	Lab Control Sample	Total/NA	Water	PrecSep-21	
LCSD 160-624174/3-A	Lab Control Sample Dup	Total/NA	Water	PrecSep-21	

Prep Batch: 625981

Lab Sample ID	Client Sample ID	Prep Type	Matrix	Method	Prep Batch
680-238849-1	SCH-SGWC-7	Total/NA	Water	PrecSep_0	
680-238849-2	SCH-SGWC-8	Total/NA	Water	PrecSep_0	
680-238849-3	SCH-SGWC-14	Total/NA	Water	PrecSep_0	
680-238849-4	SCH-SGWC-16	Total/NA	Water	PrecSep_0	
680-238849-5	SCH-SGWC-21	Total/NA	Water	PrecSep_0	
680-238849-6	SCH-SGWC-23	Total/NA	Water	PrecSep_0	
680-238849-7	SCH-SGWA-24	Total/NA	Water	PrecSep_0	
680-238849-8	SCH-SGWA-25	Total/NA	Water	PrecSep_0	
680-238849-9	SCH-AP1-FB-1	Total/NA	Water	PrecSep_0	
MB 160-625981/1-A	Method Blank	Total/NA	Water	PrecSep_0	
LCS 160-625981/2-A	Lab Control Sample	Total/NA	Water	PrecSep_0	
LCSD 160-625981/3-A	Lab Control Sample Dup	Total/NA	Water	PrecSep_0	

Lab Chronicle

Client: Southern Company
 Project/Site: CCR - Plant Scherer Ash Pond

Job ID: 680-238849-2

Client Sample ID: SCH-SGWC-7

Lab Sample ID: 680-238849-1

Date Collected: 08/08/23 10:13

Matrix: Water

Date Received: 08/09/23 11:15

Prep Type	Batch Type	Batch Method	Run	Dil Factor	Initial Amount	Final Amount	Batch Number	Prepared or Analyzed	Analyst	Lab
Total/NA	Prep	PrecSep-21			998.06 mL	1.0 g	624174	08/15/23 10:30	KAC	EET SL
Total/NA	Analysis	9315		1			626895	09/06/23 16:37	SCB	EET SL
Instrument ID: GFPCPURPLE										
Total/NA	Prep	PrecSep_0			993.17 mL	1.0 g	625981	08/30/23 08:56	SRH	EET SL
Total/NA	Analysis	9320		1			626664	09/05/23 12:32	SCB	EET SL
Instrument ID: GFPCBLUE										
Total/NA	Analysis	Ra226_Ra228		1			626553	09/07/23 14:06	EMH	EET SL
Instrument ID: NOEQUIP										

Client Sample ID: SCH-SGWC-8

Lab Sample ID: 680-238849-2

Date Collected: 08/08/23 12:10

Matrix: Water

Date Received: 08/09/23 11:15

Prep Type	Batch Type	Batch Method	Run	Dil Factor	Initial Amount	Final Amount	Batch Number	Prepared or Analyzed	Analyst	Lab
Total/NA	Prep	PrecSep-21			997.94 mL	1.0 g	624174	08/15/23 10:30	KAC	EET SL
Total/NA	Analysis	9315		1			626895	09/06/23 16:37	SCB	EET SL
Instrument ID: GFPCPURPLE										
Total/NA	Prep	PrecSep_0			1004.05 mL	1.0 g	625981	08/30/23 08:56	SRH	EET SL
Total/NA	Analysis	9320		1			626664	09/05/23 12:32	SCB	EET SL
Instrument ID: GFPCBLUE										
Total/NA	Analysis	Ra226_Ra228		1			626553	09/07/23 14:06	EMH	EET SL
Instrument ID: NOEQUIP										

Client Sample ID: SCH-SGWC-14

Lab Sample ID: 680-238849-3

Date Collected: 08/08/23 10:03

Matrix: Water

Date Received: 08/09/23 11:15

Prep Type	Batch Type	Batch Method	Run	Dil Factor	Initial Amount	Final Amount	Batch Number	Prepared or Analyzed	Analyst	Lab
Total/NA	Prep	PrecSep-21			1005.41 mL	1.0 g	624174	08/15/23 10:30	KAC	EET SL
Total/NA	Analysis	9315		1			626895	09/06/23 16:37	SCB	EET SL
Instrument ID: GFPCPURPLE										
Total/NA	Prep	PrecSep_0			996.50 mL	1.0 g	625981	08/30/23 08:56	SRH	EET SL
Total/NA	Analysis	9320		1			626664	09/05/23 12:32	SCB	EET SL
Instrument ID: GFPCBLUE										
Total/NA	Analysis	Ra226_Ra228		1			626553	09/07/23 14:06	EMH	EET SL
Instrument ID: NOEQUIP										

Client Sample ID: SCH-SGWC-16

Lab Sample ID: 680-238849-4

Date Collected: 08/08/23 11:28

Matrix: Water

Date Received: 08/09/23 11:15

Prep Type	Batch Type	Batch Method	Run	Dil Factor	Initial Amount	Final Amount	Batch Number	Prepared or Analyzed	Analyst	Lab
Total/NA	Prep	PrecSep-21			999.80 mL	1.0 g	624174	08/15/23 10:30	KAC	EET SL
Total/NA	Analysis	9315		1			626895	09/06/23 16:37	SCB	EET SL
Instrument ID: GFPCPURPLE										

Lab Chronicle

Client: Southern Company
 Project/Site: CCR - Plant Scherer Ash Pond

Job ID: 680-238849-2

Client Sample ID: SCH-SGWC-16

Lab Sample ID: 680-238849-4

Date Collected: 08/08/23 11:28

Matrix: Water

Date Received: 08/09/23 11:15

Prep Type	Batch Type	Batch Method	Run	Dil Factor	Initial Amount	Final Amount	Batch Number	Prepared or Analyzed	Analyst	Lab
Total/NA	Prep	PrecSep_0			994.30 mL	1.0 g	625981	08/30/23 08:56	SRH	EET SL
Total/NA	Analysis	9320		1			626664	09/05/23 12:32	SCB	EET SL
Instrument ID: GFPCBLUE										
Total/NA	Analysis	Ra226_Ra228		1			626553	09/07/23 14:06	EMH	EET SL
Instrument ID: NOEQUIP										

Client Sample ID: SCH-SGWC-21

Lab Sample ID: 680-238849-5

Date Collected: 08/08/23 13:07

Matrix: Water

Date Received: 08/09/23 11:15

Prep Type	Batch Type	Batch Method	Run	Dil Factor	Initial Amount	Final Amount	Batch Number	Prepared or Analyzed	Analyst	Lab
Total/NA	Prep	PrecSep-21			997.05 mL	1.0 g	624174	08/15/23 10:30	KAC	EET SL
Total/NA	Analysis	9315		1			626895	09/06/23 16:37	SCB	EET SL
Instrument ID: GFPCPURPLE										
Total/NA	Prep	PrecSep_0			999.76 mL	1.0 g	625981	08/30/23 08:56	SRH	EET SL
Total/NA	Analysis	9320		1			626664	09/05/23 12:32	SCB	EET SL
Instrument ID: GFPCBLUE										
Total/NA	Analysis	Ra226_Ra228		1			626553	09/07/23 14:06	EMH	EET SL
Instrument ID: NOEQUIP										

Client Sample ID: SCH-SGWC-23

Lab Sample ID: 680-238849-6

Date Collected: 08/08/23 09:46

Matrix: Water

Date Received: 08/09/23 11:15

Prep Type	Batch Type	Batch Method	Run	Dil Factor	Initial Amount	Final Amount	Batch Number	Prepared or Analyzed	Analyst	Lab
Total/NA	Prep	PrecSep-21			997.40 mL	1.0 g	624174	08/15/23 10:30	KAC	EET SL
Total/NA	Analysis	9315		1			626895	09/06/23 16:37	SCB	EET SL
Instrument ID: GFPCPURPLE										
Total/NA	Prep	PrecSep_0			883.66 mL	1.0 g	625981	08/30/23 08:56	SRH	EET SL
Total/NA	Analysis	9320		1			626664	09/05/23 12:33	SCB	EET SL
Instrument ID: GFPCBLUE										
Total/NA	Analysis	Ra226_Ra228		1			626553	09/07/23 14:06	EMH	EET SL
Instrument ID: NOEQUIP										

Client Sample ID: SCH-SGWA-24

Lab Sample ID: 680-238849-7

Date Collected: 08/08/23 11:52

Matrix: Water

Date Received: 08/09/23 11:15

Prep Type	Batch Type	Batch Method	Run	Dil Factor	Initial Amount	Final Amount	Batch Number	Prepared or Analyzed	Analyst	Lab
Total/NA	Prep	PrecSep-21			1002.00 mL	1.0 g	624174	08/15/23 10:30	KAC	EET SL
Total/NA	Analysis	9315		1			626895	09/06/23 16:37	SCB	EET SL
Instrument ID: GFPCPURPLE										
Total/NA	Prep	PrecSep_0			1002.48 mL	1.0 g	625981	08/30/23 08:56	SRH	EET SL
Total/NA	Analysis	9320		1			626664	09/05/23 12:33	SCB	EET SL
Instrument ID: GFPCBLUE										

Lab Chronicle

Client: Southern Company
 Project/Site: CCR - Plant Scherer Ash Pond

Job ID: 680-238849-2

Client Sample ID: SCH-SGWA-24

Lab Sample ID: 680-238849-7

Date Collected: 08/08/23 11:52

Matrix: Water

Date Received: 08/09/23 11:15

Prep Type	Batch Type	Batch Method	Run	Dil Factor	Initial Amount	Final Amount	Batch Number	Prepared or Analyzed	Analyst	Lab
Total/NA	Analysis	Ra226_Ra228		1			626553	09/07/23 14:06	EMH	EET SL

Client Sample ID: SCH-SGWA-25

Lab Sample ID: 680-238849-8

Date Collected: 08/08/23 14:50

Matrix: Water

Date Received: 08/09/23 11:15

Prep Type	Batch Type	Batch Method	Run	Dil Factor	Initial Amount	Final Amount	Batch Number	Prepared or Analyzed	Analyst	Lab
Total/NA	Prep	PrecSep-21			993.77 mL	1.0 g	624174	08/15/23 10:30	KAC	EET SL
Total/NA	Analysis	9315		1			626895	09/06/23 16:37	SCB	EET SL
Instrument ID: GFPCPURPLE										
Total/NA	Prep	PrecSep_0			995.96 mL	1.0 g	625981	08/30/23 08:56	SRH	EET SL
Total/NA	Analysis	9320		1			626664	09/05/23 12:33	SCB	EET SL
Instrument ID: GFPCBLUE										
Total/NA	Analysis	Ra226_Ra228		1			626553	09/07/23 14:06	EMH	EET SL
Instrument ID: NOEQUIP										

Client Sample ID: SCH-AP1-FB-1

Lab Sample ID: 680-238849-9

Date Collected: 08/08/23 13:00

Matrix: Water

Date Received: 08/09/23 11:15

Prep Type	Batch Type	Batch Method	Run	Dil Factor	Initial Amount	Final Amount	Batch Number	Prepared or Analyzed	Analyst	Lab
Total/NA	Prep	PrecSep-21			997.60 mL	1.0 g	624174	08/15/23 10:30	KAC	EET SL
Total/NA	Analysis	9315		1			626895	09/06/23 16:37	SCB	EET SL
Instrument ID: GFPCPURPLE										
Total/NA	Prep	PrecSep_0			735.67 mL	1.0 g	625981	08/30/23 08:56	SRH	EET SL
Total/NA	Analysis	9320		1			626664	09/05/23 12:33	SCB	EET SL
Instrument ID: GFPCBLUE										
Total/NA	Analysis	Ra226_Ra228		1			626553	09/07/23 14:06	EMH	EET SL
Instrument ID: NOEQUIP										

Laboratory References:

EET SL = Eurofins St. Louis, 13715 Rider Trail North, Earth City, MO 63045, TEL (314)298-8566

Accreditation/Certification Summary

Client: Southern Company
 Project/Site: CCR - Plant Scherer Ash Pond

Job ID: 680-238849-2

Laboratory: Eurofins St. Louis

All accreditations/certifications held by this laboratory are listed. Not all accreditations/certifications are applicable to this report.

Authority	Program	Identification Number	Expiration Date
Alaska (UST)	State	20-001	05-06-25
ANAB	Dept. of Defense ELAP	L2305	04-06-25
ANAB	Dept. of Energy	L2305.01	04-06-25
ANAB	ISO/IEC 17025	L2305	04-06-25
Arizona	State	AZ0813	12-08-23
California	Los Angeles County Sanitation Districts	10259	06-30-22 *
California	State	2886	06-30-24
Connecticut	State	PH-0241	03-31-25
Florida	NELAP	E87689	06-30-24
HI - RadChem Recognition	State	n/a	06-30-24
Illinois	NELAP	200023	11-30-23
Iowa	State	373	12-01-24
Kansas	NELAP	E-10236	10-31-23
Kentucky (DW)	State	KY90125	12-31-23
Kentucky (WW)	State	KY90125 (Permit KY0004049)	12-31-23
Louisiana	NELAP	04080	06-30-22 *
Louisiana (All)	NELAP	04080	06-30-24
Louisiana (DW)	State	LA011	12-31-23
Maryland	State	310	09-30-24
Massachusetts	State	M-MO054	06-30-24
MI - RadChem Recognition	State	9005	06-30-24
Missouri	State	780	06-30-25
Nevada	State	MO000542020-1	07-31-24
New Jersey	NELAP	MO002	06-30-24
New Mexico	State	MO00054	06-30-24
New York	NELAP	11616	03-31-24
North Carolina (DW)	State	29700	07-31-24
North Dakota	State	R-207	06-30-24
Oregon	NELAP	4157	09-01-24
Pennsylvania	NELAP	68-00540	02-28-24
South Carolina	State	85002001	06-30-23 *
Texas	NELAP	T104704193	07-31-24
US Fish & Wildlife	US Federal Programs	058448	07-31-24
USDA	US Federal Programs	P330-17-00028	05-18-26
Utah	NELAP	MO000542021-14	07-31-24
Virginia	NELAP	10310	06-15-25
West Virginia DEP	State	381	10-31-23

* Accreditation/Certification renewal pending - accreditation/certification considered valid.

Method Summary

Client: Southern Company
Project/Site: CCR - Plant Scherer Ash Pond

Job ID: 680-238849-2

Method	Method Description	Protocol	Laboratory
9315	Radium-226 (GFPC)	SW846	EET SL
9320	Radium-228 (GFPC)	SW846	EET SL
Ra226_Ra228	Combined Radium-226 and Radium-228	TAL-STL	EET SL
PrecSep_0	Preparation, Precipitate Separation	None	EET SL
PrecSep-21	Preparation, Precipitate Separation (21-Day In-Growth)	None	EET SL

Protocol References:

None = None

SW846 = "Test Methods For Evaluating Solid Waste, Physical/Chemical Methods", Third Edition, November 1986 And Its Updates.

TAL-STL = TestAmerica Laboratories, St. Louis, Facility Standard Operating Procedure.

Laboratory References:

EET SL = Eurofins St. Louis, 13715 Rider Trail North, Earth City, MO 63045, TEL (314)298-8566



TestAmerica Pittsburgh

301 Alpha Drive
 RDC Park
 Pittsburgh, PA 15238-2907
 phone 412.963.7058 fax 412.963.2468

Chain of Custody Record



THE LEADER IN ENVIRONMENTAL TESTING

TestAmerica Laboratories, Inc.

Regulatory Program: DW NPDES RCRA Other:

Client Contact		Project Manager: Dawn Prell		Site Contact: Dawn Prell		Date: 08/08/2023		COC No: 1 of 1 COCs				
Southern Company		Tel/fax: 248-536-5445		Lab Contact: David Fuller		Carrier:		Sampler:				
241 Ralph McGill Blvd SE B10185		Analysis Turnaround Time		Perform MS / MSD (Y / N)		For Lab Use Only:		Walk-in Client:				
Atlanta, GA 30308		<input checked="" type="checkbox"/> CALENDAR DAYS <input type="checkbox"/> WORKING DAYS		App III metals: B, Ca App IV metals: Sb, As, Ba, Be, Cd, Cr, Co, Pb, Li, Hg, Mo, Se, Ti Radium 226 + 228 Mg, Na, K, Mn, Fe Sulfide HCO3, CO3 Alkalinity Cl, F, SO4, TDS		Job / SDG No.:		Lab Sampling:				
JAbraham@southernco.com		TAT if different from Below: 3-5 days										
Project Name: CCR - Plant Scherer Ash Pond		<input type="checkbox"/> 2 weeks <input type="checkbox"/> 1 week <input type="checkbox"/> 2 days <input type="checkbox"/> 1 day										
Site: Georgia												
Project #: 31406440.008												
Sample Identification	Sample Date	Sample Time	Sample Type (C-comp, G-grab)	Matrix	# of Cont.	Filtered Sample (Y / N)	Perform MS / MSD (Y / N)	Sample Specific Notes:				
SCH-SGWC-7	8/8/2023	10:13	G	WG	8	N	X	X				
SCH-SGWC-8	8/8/2023	12:10	G	WG	8	N	X	X				
SCH-SGWC-14	8/8/2023	10:03	G	WG	8	N	X	X				
SCH-SGWC-16	8/8/2023	11:28	G	WG	8	N	X	X				
SCH-SGWC-21	8/8/2023	13:07	G	WG	8	N	X	X				
SCH-SGWC-23	8/8/2023	9:46	G	WG	8	N	X	X				
SCH-SGWC-24	8/8/2023	11:52	G	WG	8	N	X	X				
SCH-SGWC-25	8/8/2023	14:56	G	WG	8	N	X	X				
SCH-AP1-FB-1	8/8/2023	13:00	G	WQ	8	N	X	X				
Preservation Used: 1= Ice, 2= HCI, 3= H2SO4, 4=HNO3, 5=NaOH, 6= Other						4	4	4	1	6	1	1
Possible Hazard Identification: Are any samples from a listed EPA Hazardous Waste? Please List any EPA Waste Codes for the sample in the Comments Section if the lab is to dispose of the sample.						Sample Disposal (A fee may be assessed if samples are retained longer than 1 month)						
<input type="checkbox"/> Non-Hazard <input type="checkbox"/> Flammable <input type="checkbox"/> Skin Irritant <input type="checkbox"/> Poison B <input type="checkbox"/> Unknown						<input type="checkbox"/> Return to Client <input type="checkbox"/> Disposal by Lab <input type="checkbox"/> Archive for _____ Months						
Special Instructions/QC Requirements & Comments: SCH-CCR-ASSMT-2023S2						 680-238849 Chain of Custody						
Custody Seals Intact: <input type="checkbox"/> Yes <input type="checkbox"/> No		Custody Seal No.:		Cooler Temp. (°C): Obs'd:		Carrier:		Therm ID No.:				
Relinquished by: MARK MANA		Company: WSP		Date/Time: 8/8/23		Received by: MILES GEMMICK		Company: NCS				
Relinquished by:		Company:		Date/Time:		Received in Laboratory by: C. W. WOODS		Company: ENVOTIS				
Relinquished by:		Company:		Date/Time:		Received in Laboratory by:		Company: ENVOTIS				

Eurofins Savannah

5102 LaRoche Avenue
Savannah, GA 31404
Phone: 912-354-7858 Fax: 912-352-0165

Chain of Custody Record



Environmental Testing

Client Information (Sub Contract Lab)		Lab PM Fuller, David	Carrier Tracking No(s)	COC No 680-746986.1
Shipping/Receiving		E-Mail David.Fuller@eurofins.com	State of Origin Georgia	Page Page 1 of 1
Company TestAmerica Laboratories, Inc.		Accreditations Required (See note) NELAP - Florida, State - Georgia		
Address 13715 Rider Trail North,		Job # 680-238849-2		
City Earth City	Analysis Requested			
State, Zip MO, 63045				
Phone 314-298-8566(Tel) 314-298-8757(Fax)	Preservation Codes: A - HCL M - Hexane B - NaOH N - None C - Zn Acetate O - AsNaO2 P - Na2O4S D - Nitric Acid R - Na2SO3 E - NaHSO4 F - MeOH S - H2SO4 G - Amchlor T - TSP Dodecahydrate H - Ascorbic Acid I - Ice J - DI Water K - EDTA L - EDA U - Acetone V - MCAA W - pH 4-5 Y - Trizma Z - other (specify) Other:			
Email				
Project Name CCR - Plant Scherer	Total Number of containers			
Site	Special Instructions/Note:			
Sample Identification - Client ID (Lab ID)	Sample Date	Sample Time	Sample Type (C=Comp, G=Grab)	Matrix (W=Water, S=solid, O=wastewater, BT=tissue, A=Air)
SCH-SGWC-7 (680-238849-1)	8/8/23	10:13 Eastern	Water	Water
SCH-SGWC-8 (680-238849-2)	8/8/23	12:10 Eastern	Water	Water
SCH-SGWC-14 (680-238849-3)	8/8/23	10:03 Eastern	Water	Water
SCH-SGWC-16 (680-238849-4)	8/8/23	11:28 Eastern	Water	Water
SCH-SGWC-21 (680-238849-5)	8/8/23	13:07 Eastern	Water	Water
SCH-SGWC-23 (680-238849-6)	8/8/23	09:46 Eastern	Water	Water
SCH-SGWC-24 (680-238849-7)	8/8/23	11:52 Eastern	Water	Water
SCH-SGWC-25 (680-238849-8)	8/8/23	14:56 Eastern	Water	Water
SCH-AP1-FB-1 (680-238849-9)	8/8/23	13:00 Eastern	Water	Water
Field Filtered Sample (Yes or No)		915 Ra26/PreSep, 21 Radium-226 (GFC) - 21 day decay		
Perform MS/MSD (Yes or No)		930 Ra28/PreSep, 0 Radium-228 (GFC)		
Radium-228		Ra226Ra228 GFC/ Combined Radium-226 and Radium-228		
Field Filtered Sample (Yes or No)		915 Ra26/PreSep, 21 Radium-226 (GFC) - 21 day decay		
Perform MS/MSD (Yes or No)		930 Ra28/PreSep, 0 Radium-228 (GFC)		
Radium-228		Ra226Ra28 GFC/ Combined Radium-226 and Radium-228		

Note: Since laboratory accreditations are subject to change, Eurofins Environment Testing Southeast LLC places the ownership of method, analyte & accreditation compliance upon our subcontract laboratories. This sample shipment is forwarded under chain-of-custody. If the laboratory does not currently maintain accreditation in the State of Origin listed above for analysis/test/matrix being analyzed, the samples must be shipped back to the Eurofins Environment Testing Southeast LLC laboratory or other instructions will be provided. Any changes to accreditation status should be brought to Eurofins Environment Testing Southeast LLC attention immediately. If all requested accreditations are current to date, return the signed Chain of Custody attesting to said compliance to Eurofins Environment Testing Southeast LLC.

Possible Hazard Identification
 Unconfirmed
 Return To Client
 Disposal By Lab
 Archive For
 Months

Special Instructions/QC Requirements:
 Primary Deliverable Rank: 2
 Date: 8/10/23
 Time: 15:00

Relinquished by: TH
 Relinquished by: FEDEX
 Date/Time: 8/10/23 15:00

Received by: M. Pinette
 Date/Time: AUG 11 2023

Relinquished by: FEDEX
 Date/Time: 8/10/23 15:00

Relinquished by: FEDEX
 Date/Time: 8/10/23 15:00

Custody Seal No.:
 Custody Seals Intact: Yes No
 Cooler Temperature(s) °C and Other Remarks:



Login Sample Receipt Checklist

Client: Southern Company

Job Number: 680-238849-2

Login Number: 238849

List Number: 1

Creator: Munro, Caroline

List Source: Eurofins Savannah

Question	Answer	Comment
Radioactivity wasn't checked or is <=/ background as measured by a survey meter.	N/A	
The cooler's custody seal, if present, is intact.	True	
Sample custody seals, if present, are intact.	True	
The cooler or samples do not appear to have been compromised or tampered with.	True	
Samples were received on ice.	True	
Cooler Temperature is acceptable.	True	
Cooler Temperature is recorded.	True	
COC is present.	True	
COC is filled out in ink and legible.	True	
COC is filled out with all pertinent information.	True	
Is the Field Sampler's name present on COC?	True	
There are no discrepancies between the containers received and the COC.	True	
Samples are received within Holding Time (excluding tests with immediate HTs)	True	
Sample containers have legible labels.	True	
Containers are not broken or leaking.	True	
Sample collection date/times are provided.	True	
Appropriate sample containers are used.	True	
Sample bottles are completely filled.	True	
Sample Preservation Verified.	N/A	
There is sufficient vol. for all requested analyses, incl. any requested MS/MSDs	True	
Containers requiring zero headspace have no headspace or bubble is <6mm (1/4").	N/A	
Multiphasic samples are not present.	True	
Samples do not require splitting or compositing.	True	
Residual Chlorine Checked.	N/A	



Login Sample Receipt Checklist

Client: Southern Company

Job Number: 680-238849-2

Login Number: 238849

List Number: 2

Creator: Pinette, Meadow L

List Source: Eurofins St. Louis

List Creation: 08/11/23 02:09 PM

Question	Answer	Comment
Radioactivity wasn't checked or is <=/ background as measured by a survey meter.	True	
The cooler's custody seal, if present, is intact.	True	
Sample custody seals, if present, are intact.	True	
The cooler or samples do not appear to have been compromised or tampered with.	True	
Samples were received on ice.	N/A	
Cooler Temperature is acceptable.	True	
Cooler Temperature is recorded.	True	
COC is present.	True	
COC is filled out in ink and legible.	True	
COC is filled out with all pertinent information.	True	
Is the Field Sampler's name present on COC?	True	
There are no discrepancies between the containers received and the COC.	True	
Samples are received within Holding Time (excluding tests with immediate HTs)	True	
Sample containers have legible labels.	True	
Containers are not broken or leaking.	True	
Sample collection date/times are provided.	True	
Appropriate sample containers are used.	True	
Sample bottles are completely filled.	True	
Sample Preservation Verified.	True	
There is sufficient vol. for all requested analyses, incl. any requested MS/MSDs	True	
Containers requiring zero headspace have no headspace or bubble is <6mm (1/4").	True	
Multiphasic samples are not present.	True	
Samples do not require splitting or compositing.	True	
Residual Chlorine Checked.	N/A	



APPENDIX B

Data Validation Summary
February 2023

**Quality Control Review of Analytical Data- Plant Scherer Ash Pond 1 (AP-1)
Submitted by Eurofins TestAmerica
February 2023**

This narrative presents results of the quality control (QC) data review performed on analytical data submitted by Eurofins TestAmerica, Inc. for groundwater samples collected at Plant Scherer CCR Ash Pond 1 (AP-1) between February 21, 2023 and February 28, 2023. The chemical data were reviewed to identify quality issues which could affect the use of the data for decision making purposes.

Information regarding the primary sample locations, analytical parameters, QC samples, sampling dates, and laboratory sample delivery group (SDG) designations is summarized in Table 1. In accordance with groundwater monitoring and corrective action procedures discussed in Title 40 CFR, Subpart D - Standards for the Disposal of Coal Combustion Residuals in Landfills and Surface Impoundments, the samples were analyzed for detection monitoring constituents listed in 40 CFR, Part 257, Appendix III and assessment monitoring constituents listed in 40 CFR, Part 257, Appendix IV. Test methods included Inductively Coupled Plasma - Mass Spectrometry (USEPA Method 6020B), Mercury in Liquid Wastes (USEPA Method 7470A), Determination of Inorganic Anions by Ion Chromatography (USEPA Method 300.0), Total Dissolved Solids (Standard Methods 2540C), Sulfide (EPA 9034), Iron, ferric (Standard Methods 3500FE-D), Alkalinity by Titration (Standard Methods 2320B), Radium-226 (USEPA Method 9315) and Radium-228 (USEPA Method 9320).

Data were reviewed in accordance with the US EPA Region IV Data Validation Standard Operating Procedures for Contract Laboratory Program (CLP) Inorganic Data by Inductively Coupled Plasma – Atomic Emission Spectroscopy and Inductively Coupled Plasma – Mass Spectroscopy (September 2011, Rev. 2.0), US EPA Region IV Data Validation Standard Operating Procedures for CLP Mercury Data by Cold Vapor Atomic Absorption (September 2011, Rev. 2.0), the National Functional Guidelines for Inorganic Superfund Methods Data Review (November 2020), and US Department of Energy, Evaluation of Radiochemical Data Usability (April 1997). The review included an assessment of the results for completeness, precision (field and laboratory duplicates, matrix spike/matrix spike duplicates), accuracy (laboratory control samples and matrix spike samples), and blank contamination (including field and laboratory blanks). Additionally, sample procedures, holding times and chains-of-custody were reviewed. Where there was a discrepancy between the QC criteria in the guidelines and the QC criterion established in the analytic methodology, method-specific criteria or professional judgment was used.

DATA QUALITY OBJECTIVES

Laboratory Precision:	Laboratory goals for precision were met.
Field Precision:	Field goals for precision were met with the exception of sulfate, TDS, and boron, as described in the qualification section below.
Accuracy:	Laboratory goals for accuracy were met with the exception of fluoride, mercury, and sulfate, as described in the qualification section below.
Sensitivity:	Project goals for detection limits were met. Certain samples were diluted due to elevated concentrations of target analytes. Dilutions do not require qualifications based on USEPA guidelines. Detection and reporting limits of non-detect compounds are elevated proportional to the dilution when undiluted sample results are not provided by the laboratory. The data usability of diluted results was evaluated by the data user in the context of site-wide characterization. Detections were found in certain blank results, as described in the qualification sections below.

Completeness:	There were no rejected analytical results for this event, resulting in a completion of 100%.
Holding Times:	All holding time requirements were met in accordance with specific analytical methods.

QUALIFICATIONS

In general, chemical results for the samples collected at the Site were qualified on the basis of high levels of imprecision or inaccuracy, or on the basis of professional judgment. The following definitions provide brief explanations of the qualifiers which may have been assigned to data by the laboratory during the data validation process.

- J** The analyte was reported above the method detection limit and below the reporting limit. The concentration reported is an estimated value.
- J+** The analyte was reported above the method detection limit; however, the concentration reported is an estimated value that may be biased high.
- J-** The analyte was reported below the method detection limit; however, the concentration reported is an estimated value that may be biased low.
- U** The analyte was not detected above the method detection limit.
- UU** The analyte was not detected above the method detection limit and the associated numerical value is the approximate concentration of the analyte in the sample.

The data generated as part of this sampling event met the QC criteria established in the respective analytical methods and data validation guidelines except as specified below. Although these qualifications were applied to data from samples collected at the site and reported in sample delivery groups (SDGs) qualifications may not have been required or applied to all samples collected. A summary of sample qualifications can be found in Table 2.

- Certain sulfate, TDS, and boron results from SDGs 680-231043-1 and 680-231078-1 were qualified as estimated (J) when the field duplicate relative percent difference (RPD) exceeded criteria.
- The fluoride results for samples SCH-SGWC-8 and SCH-PZ-13S from SDG 680-231043-1, and 680-231078-1, respectively were qualified as estimated, biased high when the MS and/or MSD recoveries exceeded laboratory criteria. Sulfate from sample SCH-PZ-13S in SDG 680-231078-1 was also qualified as estimated due to biased high MS and/or MSD recoveries. Mercury from sample SCH-SGWC-12 from SDG 680-231076-1 was qualified as estimated, non-detect (UU) due to MS and/or MSD recovering biased low.
- Certain fluoride, sulfate, and boron results in SDGs 680-230928-1, 680-231043-1, 680-231076-1, 680-231078-1, and 680-231081-1 were qualified as non-detect (U) when the analyte was detected at a similar level in an associated blank sample. As shown in Table 2, if the original sample results were below the reporting limit (RL), the results were qualified as non-detect (U) and the RL was reported. If the original sample results were greater than the RL, the original results were reported and were U qualified.
- Radium-228 in sample SCH-PZ-43S from SDG 680-231081-2 was qualified as non-detect (U) and the minimum detectable concentration was raised to the original sample result, when the analyte was detected at a similar concentration in an associated field and laboratory blank samples or the two-sigma (2σ) Normalized Absolute Difference (NAD) of the original results is less than 2.58. Total radium in sample SCH-PZ-43S from SDG 680-231081-2 was qualified as non-detect (U) when the associated Radium-228 was qualified U for blank contamination and the associated Radium-226 had no qualifications and was less than the minimum detectable concentration (MDC).

- Many of the sulfide results from samples belonging to SDGs 680-230928-1, 680-231043-1, 680-231076-1, and 680-231081-1 were qualified as either estimated (J) or non-detect, estimated (UJ) due to the sample collection process deviating from the standard operating procedure (SOP).

Golder reviewed the data from samples collected at Plant Scherer CCR AP-1 between February 21, 2023 and February 28, 2023 in accordance with the analytical methods, the laboratory specific QC criteria, and the guidelines. As described above, 100% of the results were acceptable for project use. The data are considered usable for meeting project objectives and the results are considered valid.

REFERENCE

USEPA, January 2017, National, Office of Superfund Remediation and Technology Innovation, *National Functional Guidelines for Inorganic Superfund Methods Data Review*, Revision 0.0.

USEPA, September 2011, Region 4, Science and Ecosystem Support Division, Quality Assurance Section, MTSB, *Data Validation Standard Operating Procedures for Contract Laboratory Program Inorganic Data By Inductively Coupled Plasma – Atomic Emission Spectroscopy and Inductively Coupled Plasma – Mass Spectroscopy*, Revision 2.0.

USEPA, September 2011, Region 4, Science and Ecosystem Support Division, Quality Assurance Section, MTSB, *Data Validation Standard Operating Procedures for Contract Laboratory Program Mercury Data By Cold Vapor Atomic Absorption*, Revision 2.0.

TABLE 1
Sample Summary Table
SCS Plant Scherer

SDGs	Field Identification	Collection Date	Lab Identification	Matrix	QC Samples	Field pH	Analyses						
							Total Metals (EPA 6020B)	Mercury (EPA 7470A)	Anions (EPA 300.0)	Total Dissolved Solids (SM 2540C)	Alkalinity (SM 2320B)	Ferric Iron (SM 3500FE D)	Sulfide (EPA 9034)
680-230928-1	SCH-SGWA-1	2/21/2023	680-230928-1	WG	-	X	X	X	X	X	X	X	-
680-230928-1	SCH-AP1-FB-1	2/21/2023	680-230928-2	WQ	FB (SCH-SGWA-1)	X	X	X	X	X	X	X	-
680-230928-1	SCH-SGWA-5	2/21/2023	680-230928-3	WG	-	X	X	X	X	X	X	X	-
680-230928-1	SCH-AP1-EB-1	2/21/2023	680-230928-4	WQ	EB (SCH-SGWA-5)	X	X	X	X	X	X	X	-
680-230928-1	SCH-SGWA-3	2/21/2023	680-230928-5	WG	-	X	X	X	X	X	X	X	-
680-230928-2	SCH-SGWA-1	2/21/2023	680-230928-1	WG	-	-	-	-	-	-	-	-	X
680-230928-2	SCH-AP1-FB-1	2/21/2023	680-230928-2	WQ	FB (SCH-SGWA-1)	-	-	-	-	-	-	-	X
680-230928-2	SCH-SGWA-5	2/21/2023	680-230928-3	WG	-	-	-	-	-	-	-	-	X
680-230928-2	SCH-AP1-EB-1	2/21/2023	680-230928-4	WQ	EB (SCH-SGWA-5)	-	-	-	-	-	-	-	X
680-230928-2	SCH-SGWA-3	2/21/2023	680-230928-5	WG	-	-	-	-	-	-	-	-	X
680-231043-1	SCH-SGWA-2	2/22/2023	680-231043-1	WG	-	X	X	X	X	X	X	X	-
680-231043-1	SCH-SGWA-4	2/22/2023	680-231043-2	WG	-	X	X	X	X	X	X	X	-
680-231043-1	SCH-SGWC-6	2/22/2023	680-231043-3	WG	-	X	X	X	X	X	X	X	-
680-231043-1	SCH-SGWC-7	2/22/2023	680-231043-4	WG	-	X	X	X	X	X	X	X	-
680-231043-1	SCH-SGWC-8	2/22/2023	680-231043-5	WG	-	X	X	X	X	X	X	X	-
680-231043-1	SCH-SGWC-9	2/22/2023	680-231043-6	WG	-	X	X	X	X	X	X	X	-
680-231043-1	SCH-SGWC-10	2/22/2023	680-231043-7	WG	-	X	X	X	X	X	X	X	-
680-231043-1	SCH-SGWC-11	2/22/2023	680-231043-8	WG	-	X	X	X	X	X	X	X	-
680-231043-1	SCH-SGWC-17	2/22/2023	680-231043-9	WG	-	X	X	X	X	X	X	X	-
680-231043-1	SCH-SGWC-18	2/22/2023	680-231043-10	WG	-	X	X	X	X	X	X	X	-
680-231043-1	SCH-SGWC-19	2/22/2023	680-231043-11	WG	-	X	X	X	X	X	X	X	-
680-231043-1	SCH-SGWC-20	2/22/2023	680-231043-12	WG	-	X	X	X	X	X	X	X	-
680-231043-1	SCH-AP1-FD-1	2/22/2023	680-231043-13	WQ	FD (SCH-SGWC-10)	X	X	X	X	X	X	X	-
680-231043-1	SCH-AP1-FD-2	2/22/2023	680-231043-14	WQ	FD (SCH-SGWC-11)	X	X	X	X	X	X	X	-
680-231043-2	SCH-SGWA-2	2/22/2023	680-231043-1	WG	-	-	-	-	-	-	-	-	X
680-231043-2	SCH-SGWA-4	2/22/2023	680-231043-2	WG	-	-	-	-	-	-	-	-	X
680-231043-2	SCH-SGWC-6	2/22/2023	680-231043-3	WG	-	-	-	-	-	-	-	-	X
680-231043-2	SCH-SGWC-7	2/22/2023	680-231043-4	WG	-	-	-	-	-	-	-	-	X
680-231043-2	SCH-SGWC-8	2/22/2023	680-231043-5	WG	-	-	-	-	-	-	-	-	X
680-231043-2	SCH-SGWC-9	2/22/2023	680-231043-6	WG	-	-	-	-	-	-	-	-	X
680-231043-2	SCH-SGWC-10	2/22/2023	680-231043-7	WG	-	-	-	-	-	-	-	-	X
680-231043-2	SCH-SGWC-11	2/22/2023	680-231043-8	WG	-	-	-	-	-	-	-	-	X
680-231043-2	SCH-SGWC-17	2/22/2023	680-231043-9	WG	-	-	-	-	-	-	-	-	X
680-231043-2	SCH-SGWC-18	2/22/2023	680-231043-10	WG	-	-	-	-	-	-	-	-	X
680-231043-2	SCH-SGWC-19	2/22/2023	680-231043-11	WG	-	-	-	-	-	-	-	-	X
680-231043-2	SCH-SGWC-20	2/22/2023	680-231043-12	WG	-	-	-	-	-	-	-	-	X
680-231043-2	SCH-AP1-FD-1	2/22/2023	680-231043-13	WQ	FD (SCH-SGWC-10)	-	-	-	-	-	-	-	X
680-231043-2	SCH-AP1-FD-2	2/22/2023	680-231043-14	WQ	FD (SCH-SGWC-11)	-	-	-	-	-	-	-	X
680-231076-1	SCH-SGWC-12	2/23/2023	680-231076-1	WG	-	X	X	X	X	X	X	X	-
680-231076-1	SCH-SGWC-13	2/23/2023	680-231076-2	WG	-	X	X	X	X	X	X	X	-
680-231076-1	SCH-SGWC-14	2/23/2023	680-231076-3	WG	-	X	X	X	X	X	X	X	-
680-231076-1	SCH-SGWC-15	2/23/2023	680-231076-4	WG	-	X	X	X	X	X	X	X	-
680-231076-1	SCH-SGWC-16	2/23/2023	680-231076-5	WG	-	X	X	X	X	X	X	X	-
680-231076-1	SCH-SGWC-21	2/23/2023	680-231076-6	WG	-	X	X	X	X	X	X	X	-
680-231076-1	SCH-SGWC-22	2/23/2023	680-231076-7	WG	-	X	X	X	X	X	X	X	-
680-231076-1	SCH-SGWC-23	2/23/2023	680-231076-8	WG	-	X	X	X	X	X	X	X	-
680-231076-1	SCH-SGWA-24	2/23/2023	680-231076-9	WG	-	X	X	X	X	X	X	X	-
680-231076-1	SCH-SGWA-25	2/23/2023	680-231076-10	WG	-	X	X	X	X	X	X	X	-
680-231076-1	SCH-AP1-FB-2	2/23/2023	680-231076-11	WQ	FB (SCH-SGWC-13)	-	X	X	X	X	X	X	-
680-231076-1	SCH-AP1-EB-2	2/23/2023	680-231076-12	WQ	EB (SCH-SGWC-16)	-	X	X	X	X	X	X	-
680-231076-2	SCH-SGWC-12	2/23/2023	680-231076-1	WG	-	-	-	-	-	-	-	-	X
680-231076-2	SCH-SGWC-13	2/23/2023	680-231076-2	WG	-	-	-	-	-	-	-	-	X
680-231076-2	SCH-SGWC-14	2/23/2023	680-231076-3	WG	-	-	-	-	-	-	-	-	X
680-231076-2	SCH-SGWC-15	2/23/2023	680-231076-4	WG	-	-	-	-	-	-	-	-	X
680-231076-2	SCH-SGWC-16	2/23/2023	680-231076-5	WG	-	-	-	-	-	-	-	-	X
680-231076-2	SCH-SGWC-21	2/23/2023	680-231076-6	WG	-	-	-	-	-	-	-	-	X
680-231076-2	SCH-SGWC-22	2/23/2023	680-231076-7	WG	-	-	-	-	-	-	-	-	X
680-231076-2	SCH-SGWC-23	2/23/2023	680-231076-8	WG	-	-	-	-	-	-	-	-	X
680-231076-2	SCH-SGWA-24	2/23/2023	680-231076-9	WG	-	-	-	-	-	-	-	-	X
680-231076-2	SCH-SGWA-25	2/23/2023	680-231076-10	WG	-	-	-	-	-	-	-	-	X
680-231076-2	SCH-AP1-FB-2	2/23/2023	680-231076-11	WQ	FB (SCH-SGWC-13)	-	-	-	-	-	-	-	X
680-231076-2	SCH-AP1-EB-2	2/23/2023	680-231076-12	WQ	EB (SCH-SGWC-16)	-	-	-	-	-	-	-	X
680-231078-1	SCH-PZ-13S	2/25/2023	680-231078-1	WG	-	X	X	X	X	X	X	X	-
680-231078-1	SCH-PZ-14S	2/25/2023	680-231078-2	WG	-	X	X	X	X	X	X	X	-
680-231078-1	SCH-PZ-17I	2/25/2023	680-231078-3	WG	-	X	X	X	X	X	X	X	-
680-231078-1	SCH-PZ-42I	2/25/2023	680-231078-4	WG	-	X	X	X	X	X	X	X	-
680-231078-1	SCH-PZ-41S	2/25/2023	680-231078-5	WG	-	X	X	X	X	X	X	X	-
680-231078-1	SCH-PZ-40I	2/25/2023	680-231078-6	WG	-	X	X	X	X	X	X	X	-
680-231078-1	SCH-PZ-39S	2/25/2023	680-231078-7	WG	-	X	X	X	X	X	X	X	-
680-231078-1	SCH-PZ-69I	2/25/2023	680-231078-8	WG	-	X	X	X	X	X	X	X	-
680-231078-1	SCH-AP1-FD-3	2/25/2023	680-231078-9	WQ	FD (SCH-PZ-39S)	X	X	X	X	X	X	X	-
680-231078-1	SCH-AP1-FB-3	2/25/2023	680-231078-10	WQ	FB (SCH-PZ-41S)	X	X	X	X	X	X	X	-
680-231078-2	SCH-PZ-13S	2/23/2023	680-231078-1	WG	-	-	-	-	-	-	-	-	X
680-231078-2	SCH-PZ-14S	2/23/2023	680-231078-1	WG	-	-	-	-	-	-	-	-	X
680-231078-2	SCH-PZ-17I	2/23/2023	680-231078-1	WG	-	-	-	-	-	-	-	-	X
680-231078-2	SCH-PZ-42I	2/23/2023	680-231078-1	WG	-	-	-	-	-	-	-	-	X
680-231078-2	SCH-PZ-41S	2/23/2023	680-231078-1	WG	-	-	-	-	-	-	-	-	X
680-231078-2	SCH-PZ-40I	2/23/2023	680-231078-1	WG	-	-	-	-	-	-	-	-	X
680-231078-2	SCH-PZ-39S	2/23/2023	680-231078-1	WG	-	-	-	-	-	-	-	-	X
680-231078-2	SCH-PZ-69I	2/23/2023	680-231078-1	WG	-	-	-	-	-	-	-	-	X
680-231078-2	SCH-AP1-FD-3	2/23/2023	680-231078-1	WQ	FD (SCH-PZ-39S)	-	-	-	-	-	-	-	X
680-231081-1	SCH-PZ-43S	2/24/2023	680-231081-1	WG	-	X	X	X	X	X	X	X	-
680-231081-1	SCH-AP1-EB-3	2/24/2023	680-231081-2	WQ	EB (SCH-PZ-43S)	X	X	X	X	X	X	X	-
680-231081-2	SCH-PZ-43S	2/24/2023	680-231081-1	WG	-	-	-	-	-	-	-	-	X
680-231081-2	SCH-AP1-EB-3	2/24/2023	680-231081-2	WQ	EB (SCH-PZ-43S)	-	-	-	-	-	-	-	X
680-231212-1	SCH-PZ-25S	2/27/2023	680-231212-1	WG	-	X	X	X	X	X	X	X	-
680-231212-1	SCH-PZ-25I	2/27/2023	680-231212-2	WG	-	X	X	X	X	X	X	X	-
680-231212-2	SCH-PZ-25S	2/27/2023	680-231212-1	WG	-	-	-	-	-	-	-	-	X
680-231323-1	SCH-PZ-44I	2/28/2023	680-231323-1	WG	-	X	X	X	X	X	X	X	-
680-231323-2	SCH-PZ-44I	2/28/2023	680-231323-1	WG	-	-	-	-	-	-	-	-	X

Abbreviations:
SDG - Sample Delivery Group
QC - Quality Control
GW - Groundwater
WQ - Water quality control
SW - Solid Waste
EPA - Environmental Protection Agency
FB - Field Blank
EB - Equipment Blank
FD - Field Duplicate



TABLE 2
Qualifier Summary Table
SCS Plant Scherer

<i>SDG</i>	<i>Sample Name</i>	<i>Constituent</i>	<i>New Result</i>	<i>New RL or MDC</i>	<i>Qualifier</i>	<i>Reason</i>
680-230928-1	SCH-SGWA-1	Fluoride	0.1	-	U	Field blank contamination
680-230928-1	SCH-SGWA-5	Fluoride	0.1	-	U	Equipment blank contamination
680-230928-1	SCH-SGWA-5	Sulfate	-	1.2	U	Equipment blank contamination
680-230928-1	SCH-SGWA-1	Sulfide	-	-	UJ	Deviation from SOP
680-230928-1	SCH-SGWA-5	Sulfide	-	-	UJ	Deviation from SOP
680-230928-1	SCH-SGWA-3	Sulfide	-	-	UJ	Deviation from SOP
680-231043-1	SCH-SGWC-7	Boron	0.08	-	U	Method blank contamination
680-231043-1	SCH-SGWC-8	Boron	-	0.11	U	Method blank contamination
680-231043-1	SCH-SGWC-10	Boron	-	0.28	U	Method blank contamination
680-231043-1	SCH-SGWC-11	Boron	-	0.75	U	Method blank contamination
680-231043-1	SCH-SGWC-17	Boron	-	0.34	U	Method blank contamination
680-231043-1	SCH-AP1-FD-1	Boron	-	0.33	U	Method blank contamination
680-231043-1	SCH-AP1-FD-2	Boron	-	0.68	U	Method blank contamination
680-231043-1	SCH-SGWC-8	Fluoride	-	-	J+	MS/MSD recoveries outside criteria
680-231043-1	SCH-SGWA-2	Sulfide	-	-	UJ	Deviation from SOP
680-231043-1	SCH-SGWA-4	Sulfide	-	-	UJ	Deviation from SOP
680-231043-1	SCH-SGWC-6	Sulfide	-	-	UJ	Deviation from SOP
680-231043-1	SCH-SGWC-7	Sulfide	-	-	UJ	Deviation from SOP
680-231043-1	SCH-SGWC-8	Sulfide	-	-	UJ	Deviation from SOP
680-231043-1	SCH-SGWC-9	Sulfide	-	-	UJ	Deviation from SOP
680-231043-1	SCH-SGWC-10	Sulfide	-	-	UJ	Deviation from SOP
680-231043-1	SCH-SGWC-11	Sulfide	-	-	UJ	Deviation from SOP
680-231043-1	SCH-SGWC-17	Sulfide	-	-	UJ	Deviation from SOP
680-231043-1	SCH-SGWC-18	Sulfide	-	-	UJ	Deviation from SOP
680-231043-1	SCH-SGWC-19	Sulfide	-	-	UJ	Deviation from SOP
680-231043-1	SCH-SGWC-20	Sulfide	-	-	UJ	Deviation from SOP
680-231043-1	SCH-AP1-FD-1	Sulfide	-	-	UJ	Deviation from SOP
680-231043-1	SCH-AP1-FD-2	Sulfide	-	-	UJ	Deviation from SOP
680-231043-1	SCH-SGWC-10	Sulfate	-	-	J	Field Duplicate RPD outside criteria
680-231043-1	SCH-AP1-FD-1	Sulfate	-	-	J	Field Duplicate RPD outside criteria
680-231043-1	SCH-AP1-FD-1	TDS	-	-	J	Field Duplicate RPD outside criteria
680-231043-1	SCH-SGWC-10	TDS	-	-	J	Field Duplicate RPD outside criteria
680-231076-1	SCH-SGWC-12	Boron	0.08	-	U	Method blank contamination
680-231076-1	SCH-SGWC-13	Boron	-	0.69	U	Method blank contamination
680-231076-1	SCH-SGWC-13	Fluoride	0.1	-	U	Field blank contamination
680-231076-1	SCH-SGWC-16	Fluoride	0.1	-	U	Equipment blank contamination
680-231076-1	SCH-SGWC-12	Mercury	-	-	UJ	MS/MSD recoveries outside criteria
680-231076-1	SCH-SGWC-12	Sulfide	-	-	UJ	Deviation from SOP
680-231076-1	SCH-SGWC-13	Sulfide	-	-	UJ	Deviation from SOP
680-231076-1	SCH-SGWC-14	Sulfide	-	-	UJ	Deviation from SOP
680-231076-1	SCH-SGWC-15	Sulfide	-	-	UJ	Deviation from SOP
680-231076-1	SCH-SGWC-16	Sulfide	-	-	UJ	Deviation from SOP
680-231076-1	SCH-SGWC-21	Sulfide	-	-	UJ	Deviation from SOP
680-231076-1	SCH-SGWC-22	Sulfide	-	-	J	Deviation from SOP
680-231076-1	SCH-SGWC-23	Sulfide	-	-	UJ	Deviation from SOP
680-231076-1	SCH-SGWA-24	Sulfide	-	-	UJ	Deviation from SOP
680-231076-1	SCH-SGWA-25	Sulfide	-	-	UJ	Deviation from SOP
680-231076-1	SCH-AP1-FB-2	Sulfide	-	-	UJ	Deviation from SOP
680-231076-1	SCH-AP1-EB-2	Sulfide	-	-	UJ	Deviation from SOP
680-231078-1	SCH-PZ-39S	Fluoride	0.1	-	U	Field blank contamination
680-231078-1	SCH-PZ-13S	Fluoride	-	-	J+	MS/MSD recoveries outside criteria
680-231078-1	SCH-PZ-13S	Sulfate	-	-	J+	MS/MSD recoveries outside criteria
680-231078-1	SCH-AP1-FD-3	Boron	-	-	J	Field Duplicate RPD outside criteria
680-231078-1	SCH-PZ-41S	Boron	-	-	J	Field Duplicate RPD outside criteria
680-231081-1	SCH-PZ-43S	Fluoride	0.1	-	U	Equipment blank contamination
680-231081-1	SCH-PZ-43S	Sulfate	-	-	J-	MS/MSD recovery outside control limits
680-231081-1	SCH-AP1-EB-3	Sulfide	-	-	UJ	Deviation from SOP
680-231081-1	SCH-PZ-43S	Sulfide	-	-	UJ	Deviation from SOP
680-231081-2	SCH-PZ-43S	Radium 228	-	0.572	U	Method blank contamination
680-231081-2	SCH-PZ-43S	Total radium	-	0.602	U	Method blank contamination

Abbreviations:

- RL : Reporting limit
- MDC : Minimum detectable concentration
- SDG : Sample delivery group
- MS/MSD : Matrix Spike/Matrix Spike Duplicate



APPENDIX B

Data Validation Summary
August 2023

Quality Control Review of Analytical Data- Plant Scherer Ash Pond 1 (AP-1) Submitted by Eurofins TestAmerica August 2023

This narrative presents results of the quality control (QC) data review performed on analytical data submitted by Eurofins TestAmerica, Inc. for groundwater samples collected at Plant Scherer CCR Ash Pond 1 (AP-1) between August 1 and August 8, 2023. The chemical data were reviewed to identify quality issues which could affect the use of the data for decision making purposes.

Information regarding the primary sample locations, analytical parameters, QC samples, sampling dates, and laboratory sample delivery group (SDG) designations is summarized in Table 1. In accordance with groundwater monitoring and corrective action procedures discussed in Title 40 CFR, Subpart D - Standards for the Disposal of Coal Combustion Residuals in Landfills and Surface Impoundments, the samples were analyzed for detection monitoring constituents listed in 40 CFR, Part 257, Appendix III and assessment monitoring constituents listed in 40 CFR, Part 257, Appendix IV. Test methods included Inductively Coupled Plasma - Mass Spectrometry (USEPA Method 6020B), Mercury in Liquid Wastes (USEPA Method 7470A), Determination of Inorganic Anions by Ion Chromatography (USEPA Method 300.0), Total Dissolved Solids (Standard Methods 2540C), Sulfide (EPA 9034), Alkalinity by Titration (Standard Methods 2320B), Radium-226 (USEPA Method 9315) and Radium-228 (USEPA Method 9320).

Data were reviewed in accordance with the US EPA Region IV Data Validation Standard Operating Procedures for Contract Laboratory Program (CLP) Inorganic Data by Inductively Coupled Plasma – Atomic Emission Spectroscopy and Inductively Coupled Plasma – Mass Spectroscopy (September 2011, Rev. 2.0), US EPA Region IV Data Validation Standard Operating Procedures for CLP Mercury Data by Cold Vapor Atomic Absorption (September 2011, Rev. 2.0), the National Functional Guidelines for Inorganic Superfund Methods Data Review (November 2020), and US Department of Energy, Evaluation of Radiochemical Data Usability (April 1997). The review included an assessment of the results for completeness, precision (field and laboratory duplicates, matrix spike/matrix spike duplicates), accuracy (laboratory control samples and matrix spike samples), and blank contamination (including field and laboratory blanks). Additionally, sample procedures, holding times and chains-of-custody were reviewed. Where there was a discrepancy between the QC criteria in the guidelines and the QC criterion established in the analytic methodology, method-specific criteria or professional judgment was used.

DATA QUALITY OBJECTIVES

Laboratory Precision:	Laboratory goals for precision were met.
Field Precision:	Field goals for precision were met with the exception of Total Dissolved Solids (TDS) as described in the qualification section below.
Accuracy:	Laboratory goals for accuracy were met with the exception of sulfide and sulfate, as described in the qualification section below.
Sensitivity:	Project goals for detection limits were met. Certain samples were diluted due to elevated concentrations of target analytes. Dilutions do not require qualifications based on USEPA guidelines. Detection and reporting limits of non-detect compounds are elevated proportional to the dilution when undiluted sample results are not provided by the laboratory. The data usability of diluted results was evaluated by the data user in the context of site-wide characterization. Detections were found in certain blank results, as described in the qualification sections below.

Completeness:	There were no rejected analytical results for this event, resulting in a completion of 100%.
Holding Times:	All holding time requirements were met in accordance with specific analytical methods.

QUALIFICATIONS

In general, chemical results for the samples collected at the Site were qualified on the basis of high levels of imprecision or inaccuracy, or on the basis of professional judgment. The following definitions provide brief explanations of the qualifiers which may have been assigned to data by the laboratory during the data validation process.

- J** The analyte was reported above the method detection limit and below the reporting limit. The concentration reported is an estimated value.
- J+** The analyte was reported above the method detection limit; however, the concentration reported is an estimated value that may be biased high.
- J-** The analyte was reported below the method detection limit; however, the concentration reported is an estimated value that may be biased low.
- U** The analyte was not detected above the method detection limit.
- UJ** The analyte was not detected above the method detection limit and the associated numerical value is the approximate concentration of the analyte in the sample.

The data generated as part of this sampling event met the QC criteria established in the respective analytical methods and data validation guidelines except as specified below. Although these qualifications were applied to data from samples collected at the site and reported in SDGs qualifications may not have been required or applied to all samples collected. A summary of sample qualifications can be found in Table 2.

- TDS result for sample SCH-SGWC-6 from SDG 680-238490-1 was qualified as estimated (J) when the field duplicate relative percent difference (RPD) exceeded criteria.
- The non-detect sulfide result for sample SCH-SGWA-2 from SDG 680-238490-1 was qualified as estimated, non-detect (UJ), when the MS and/or MSD recoveries exceeded laboratory criteria. Sulfate from sample SCH-SGWC-15 in 680-238755-1 was also qualified as estimated, low bias (J-) due to biased low MS and/or MSD recoveries.
- Certain boron, potassium, and sulfide results in SDGs 680-238490-1, 680-238493-1, 680-238568-1, and 680-238755-1 were qualified as non-detect (U) when the analyte was detected at a similar level in an associated blank sample. As shown in Table 2, if the original sample results were below the reporting limit (RL), the results were qualified as non-detect (U) and the RL was reported. If the original sample results were greater than the RL, the original results were reported and were U qualified.
- Radium-228 in samples SCH-SGWC-8, SCH-SGWC-9, SCH-SGWC-11, and SCH-SGWC-13 from SDGs 680-238849-2, 680-238755-2, and 680-238571-2 respectively, were qualified as non-detect (U) and the minimum detectable concentration was raised to the original sample result, when the analyte was detected at a similar concentration in an associated field and laboratory blank sample or the two-sigma (2σ) normalized absolute difference (NAD) of the original results is less than 2.58. Combined radium in samples SCH-SGWC-8, SCH-SGWC-9, SCH-SGWC-11, and SCH-SGWC-13 from SDGs 680-238849-2, 680-238755-2, and 680-238571-2 respectively, were qualified as non-detect (U) when the associated radium-228 was qualified U for blank contamination and the

associated radium-226 had no qualifications and was less than the minimum detectable concentration (MDC).

WSP reviewed the data from samples collected at Plant Scherer CCR AP-1 between August 1 and August 8, 2023, in accordance with the analytical methods, the laboratory specific QC criteria, and the guidelines. As described above, 100% of the results were acceptable for project use. The data are considered usable for meeting project objectives and the results are considered valid.

REFERENCE

USEPA, November 2020, National, Office of Superfund Remediation and Technology Innovation, *National Functional Guidelines for Inorganic Superfund Methods Data Review*.

USEPA, September 2011, Region 4, Science and Ecosystem Support Division, Quality Assurance Section, MTSB, *Data Validation Standard Operating Procedures for Contract Laboratory Program Inorganic Data By Inductively Coupled Plasma – Atomic Emission Spectroscopy and Inductively Coupled Plasma – Mass Spectroscopy*, Revision 2.0.

USEPA, September 2011, Region 4, Science and Ecosystem Support Division, Quality Assurance Section, MTSB, *Data Validation Standard Operating Procedures for Contract Laboratory Program Mercury Data By Cold Vapor Atomic Absorption*, Revision 2.0.

TABLE 1
Sample Summary Table
SCS Plant Scherer

SDGs	Field Identification	Collection Date	Lab Identification	Matrix	QC Samples	Analyses						
						Alkalinity (SM 2320B)	Anions (EPA 300.0)	Mercury (EPA 7470A)	Total Metals (EPA 6020B)	Total Dissolved Solids (SM 2540C)	Sulfide (EPA 9034)	Radium-226/ 228 (EPA 9315 & 9320)
680-238490-1	SCH-SGWA-1	8/1/2023	680-238490-1	WG	-	X	X	X	X	X	X	-
680-238490-1	SCH-SGWA-2	8/1/2023	680-238490-2	WG	-	X	X	X	X	X	X	-
680-238490-1	SCH-SGWA-5	8/1/2023	680-238490-3	WG	-	X	X	X	X	X	X	-
680-238490-1	SCH-SGWC-6	8/1/2023	680-238490-4	WG	-	X	X	X	X	X	X	-
680-238490-1	SCH-AP1-FD-1	8/1/2023	680-238490-5	WG	FD (SCH-SGWC-6)	X	X	X	X	X	X	-
680-238490-2	SCH-SGWA-1	8/1/2023	680-238490-1	WG	-	-	-	-	-	-	-	X
680-238490-2	SCH-SGWA-2	8/1/2023	680-238490-2	WG	-	-	-	-	-	-	-	X
680-238490-2	SCH-SGWA-5	8/1/2023	680-238490-3	WG	-	-	-	-	-	-	-	X
680-238490-2	SCH-SGWC-6	8/1/2023	680-238490-4	WG	-	-	-	-	-	-	-	X
680-238490-2	SCH-AP1-FD-1	8/1/2023	680-238490-5	WG	FD (SCH-SGWC-6)	-	-	-	-	-	-	X
680-238493-1	SCH-PZ-14S	8/1/2023	680-238493-1	WG	-	X	X	X	X	X	X	-
680-238493-1	SCH-PZ-17I	8/1/2023	680-238493-2	WG	-	X	X	X	X	X	X	-
680-238493-1	SCH-PZ-40I	8/1/2023	680-238493-3	WG	-	X	X	X	X	X	X	-
680-238493-2	SCH-PZ-14S	8/1/2023	680-238493-1	WG	-	-	-	-	-	-	-	X
680-238493-2	SCH-PZ-17I	8/1/2023	680-238493-2	WG	-	-	-	-	-	-	-	X
680-238493-2	SCH-PZ-40I	8/1/2023	680-238493-3	WG	-	-	-	-	-	-	-	X
680-238568-1	SCH-PZ-13S	8/2/2023	680-238568-1	WG	-	X	X	X	X	X	X	-
680-238568-1	SCH-PZ-39S	8/2/2023	680-238568-2	WG	-	X	X	X	X	X	X	-
680-238568-1	SCH-PZ-41S	8/2/2023	680-238568-3	WG	-	X	X	X	X	X	X	-
680-238568-1	SCH-PZ-42I	8/2/2023	680-238568-4	WG	-	X	X	X	X	X	X	-
680-238568-1	SCH-PZ-43S	8/2/2023	680-238568-5	WG	-	X	X	X	X	X	X	-
680-238568-1	SCH-PZ-44I	8/2/2023	680-238568-6	WG	-	X	X	X	X	X	X	-
680-238568-1	SCH-AP1-FD-3	8/2/2023	680-238568-7	WG	FD (SCH-PZ-41S)	X	X	X	X	X	X	-
680-238568-1	SCH-AP1-EB-3	8/2/2023	680-238568-8	WQ	EB (SCH-PZ-42I)	X	X	X	X	X	X	-
680-238568-1	SCH-AP1-FB-3	8/2/2023	680-238568-9	WQ	FB (SCH-PZ-44I)	X	X	X	X	X	X	-
680-238568-1	SCH-PZ-69I	8/2/2023	680-238568-10	WG	-	X	X	X	X	X	X	-
680-238568-2	SCH-PZ-13S	8/2/2023	680-238568-2	WG	-	-	-	-	-	-	-	X
680-238568-2	SCH-PZ-39S	8/2/2023	680-238568-2	WG	-	-	-	-	-	-	-	X
680-238568-2	SCH-PZ-41S	8/2/2023	680-238568-2	WG	-	-	-	-	-	-	-	X
680-238568-2	SCH-PZ-42I	8/2/2023	680-238568-2	WG	-	-	-	-	-	-	-	X
680-238568-2	SCH-PZ-43S	8/2/2023	680-238568-2	WG	-	-	-	-	-	-	-	X
680-238568-2	SCH-PZ-44I	8/2/2023	680-238568-2	WG	-	-	-	-	-	-	-	X
680-238568-2	SCH-AP1-FD-3	8/2/2023	680-238568-2	WG	FD (SCH-PZ-41S)	-	-	-	-	-	-	X
680-238568-2	SCH-AP1-EB-3	8/2/2023	680-238568-2	WQ	EB (SCH-PZ-42I)	-	-	-	-	-	-	X
680-238568-2	SCH-AP1-FB-3	8/2/2023	680-238568-2	WQ	FB (SCH-PZ-44I)	-	-	-	-	-	-	X
680-238568-2	SCH-PZ-69I	8/2/2023	680-238568-2	WG	-	-	-	-	-	-	-	X
680-238570-1	SCH-PZ-25S	8/2/2023	680-238570-1	WG	-	X	X	X	X	X	X	-
680-238570-1	SCH-PZ-25I	8/2/2023	680-238570-2	WG	-	X	X	X	X	X	X	-
680-238570-2	SCH-PZ-25S	8/2/2023	680-238570-1	WG	-	-	-	-	-	-	-	X
680-238571-1	SCH-SGWC-11	8/2/2023	680-238571-1	WG	-	X	X	X	X	X	X	-
680-238571-1	SCH-SGWC-13	8/2/2023	680-238571-2	WG	-	X	X	X	X	X	X	-
680-238571-2	SCH-SGWC-11	8/2/2023	680-238571-1	WG	-	-	-	-	-	-	-	X
680-238571-2	SCH-SGWC-13	8/2/2023	680-238571-2	WG	-	-	-	-	-	-	-	X
680-238849-1	SCH-SGWC-7	8/8/2023	680-238849-1	WG	-	X	X	X	X	X	X	-
680-238849-1	SCH-SGWC-8	8/8/2023	680-238849-2	WG	-	X	X	X	X	X	X	-
680-238849-1	SCH-SGWC-14	8/8/2023	680-238849-3	WG	-	X	X	X	X	X	X	-
680-238849-1	SCH-SGWC-16	8/8/2023	680-238849-4	WG	-	X	X	X	X	X	X	-
680-238849-1	SCH-SGWC-21	8/8/2023	680-238849-5	WG	-	X	X	X	X	X	X	-
680-238849-1	SCH-SGWA-24	8/8/2023	680-238849-6	WG	-	X	X	X	X	X	X	-
680-238849-1	SCH-SGWA-25	8/8/2023	680-238849-7	WG	-	X	X	X	X	X	X	-
680-238849-1	SCH-AP1-FB-1	8/8/2023	680-238849-8	WQ	FB (SCH-SGWC-8)	X	X	X	X	X	X	-
680-238849-2	SCH-SGWC-7	8/8/2023	680-238849-1	WG	-	-	-	-	-	-	-	X
680-238849-2	SCH-SGWC-8	8/8/2023	680-238849-2	WG	-	-	-	-	-	-	-	X
680-238849-2	SCH-SGWC-14	8/8/2023	680-238849-3	WG	-	-	-	-	-	-	-	X
680-238849-2	SCH-SGWC-16	8/8/2023	680-238849-4	WG	-	-	-	-	-	-	-	X
680-238849-2	SCH-SGWC-21	8/8/2023	680-238849-5	WG	-	-	-	-	-	-	-	X
680-238849-2	SCH-SGWC-23	8/8/2023	680-238849-6	WG	-	-	-	-	-	-	-	X
680-238849-2	SCH-SGWA-24	8/8/2023	680-238849-7	WG	-	-	-	-	-	-	-	X
680-238849-2	SCH-SGWA-25	8/8/2023	680-238849-8	WG	-	-	-	-	-	-	-	X
680-238849-2	SCH-AP1-FB-1	8/8/2023	680-238849-9	WQ	FB (SCH-SGWC-8)	-	-	-	-	-	-	X
680-238755-1	SCH-SGWA-3	8/7/2023	680-238755-1	WG	-	X	X	X	X	X	X	-
680-238755-1	SCH-SGWA-4	8/7/2023	680-238755-2	WG	-	X	X	X	X	X	X	-
680-238755-1	SCH-SGWC-9	8/7/2023	680-238755-3	WG	-	X	X	X	X	X	X	-
680-238755-1	SCH-SGWC-10	8/7/2023	680-238755-4	WG	-	X	X	X	X	X	X	-
680-238755-1	SCH-SGWC-12	8/7/2023	680-238755-5	WG	-	X	X	X	X	X	X	-
680-238755-1	SCH-SGWC-15	8/7/2023	680-238755-6	WG	-	X	X	X	X	X	X	-
680-238755-1	SCH-SGWC-17	8/7/2023	680-238755-7	WG	-	X	X	X	X	X	X	-
680-238755-1	SCH-SGWC-18	8/7/2023	680-238755-8	WG	-	X	X	X	X	X	X	-
680-238755-1	SCH-SGWC-19	8/7/2023	680-238755-9	WG	-	X	X	X	X	X	X	-
680-238755-1	SCH-SGWC-20	8/7/2023	680-238755-10	WG	-	X	X	X	X	X	X	-
680-238755-1	SCH-SGWC-22	8/7/2023	680-238755-11	WG	-	X	X	X	X	X	X	-
680-238755-1	SCH-AP1-FD-2	8/7/2023	680-238755-12	WG	FD (SCH-SGWC-18)	X	X	X	X	X	X	-
680-238755-1	SCH-AP1-EB-1	8/7/2023	680-238755-13	WQ	EB (SCH-SGWC-9)	X	X	X	X	X	X	-
680-238755-1	SCH-AP1-EB-2	8/7/2023	680-238755-14	WQ	EB (SCH-SGWC-12)	X	X	X	X	X	X	-
680-238755-1	SCH-AP1-FB-2	8/7/2023	680-238755-15	WQ	FB (SCH-SGWC-22)	X	X	X	X	X	X	-
680-238755-2	SCH-SGWA-3	8/7/2023	680-238755-1	WG	-	-	-	-	-	-	-	X
680-238755-2	SCH-SGWA-4	8/7/2023	680-238755-2	WG	-	-	-	-	-	-	-	X
680-238755-2	SCH-SGWC-9	8/7/2023	680-238755-3	WG	-	-	-	-	-	-	-	X
680-238755-2	SCH-SGWC-10	8/7/2023	680-238755-4	WG	-	-	-	-	-	-	-	X
680-238755-2	SCH-SGWC-12	8/7/2023	680-238755-5	WG	-	-	-	-	-	-	-	X
680-238755-2	SCH-SGWC-15	8/7/2023	680-238755-6	WG	-	-	-	-	-	-	-	X
680-238755-2	SCH-SGWC-17	8/7/2023	680-238755-7	WG	-	-	-	-	-	-	-	X
680-238755-2	SCH-SGWC-18	8/7/2023	680-238755-8	WG	-	-	-	-	-	-	-	X
680-238755-2	SCH-SGWC-19	8/7/2023	680-238755-9	WG	-	-	-	-	-	-	-	X
680-238755-2	SCH-SGWC-20	8/7/2023	680-238755-10	WG	-	-	-	-	-	-	-	X
680-238755-2	SCH-SGWC-22	8/7/2023	680-238755-11	WG	-	-	-	-	-	-	-	X
680-238755-2	SCH-AP1-FD-2	8/7/2023	680-238755-12	WG	FD (SCH-SGWC-18)	-	-	-	-	-	-	X



680-238755-2	SCH-AP1-EB-1	8/7/2023	680-238755-13	WQ	EB (SCH-SGWC-9)	-	-	-	-	-	-	X
680-238755-2	SCH-AP1-EB-2	8/7/2023	680-238755-14	WQ	EB (SCH-SGWC-12)	-	-	-	-	-	-	X
680-238755-2	SCH-AP1-FB-2	8/7/2023	680-238755-15	WQ	EB (SCH-SGWC-22)	-	-	-	-	-	-	X

Abbreviations:

- SDG- Sample Delivery Group
- QC - Quality Control
- GW - Groundwater
- WQ - Water quality control
- SW - Solid Waste
- EPA - Environmental Protection Agency
- FB - Field Blank
- EB - Equipment Blank
- FD - Field Duplicate

TABLE 2
Qualifier Summary Table
SCS Plant Scherer

<i>SDG</i>	<i>Sample Name</i>	<i>Constituent</i>	<i>New Result</i>	<i>New RL or MDC</i>	<i>Qualifier</i>	<i>Reason</i>
680-238490-1	SCH-SGWA-1	Boron	0.08	-	U	Method blank detection
680-238490-1	SCH-SGWA-1	Potassium	-	0.94	U	Method blank detection
680-238490-1	SCH-SGWA-2	Boron	0.08	-	U	Method blank detection
680-238490-1	SCH-SGWA-5	Boron	0.08	-	U	Method blank detection
680-238490-1	SCH-SGWA-5	Potassium	-	0.69	U	Method blank detection
680-238490-1	SCH-SGWC-6	Boron	0.08	-	U	Method blank detection
680-238490-1	SCH-AP1-FD-1	Boron	0.08	-	U	Method blank detection
680-238490-1	SCH-SGWA-2	Sulfide	-	-	UJ	MS/MSD recoveries outside QC limits
680-238490-1	SCH-SGWC-6	TDS	-	-	J	Field Duplicate RPD outside criteria
680-238493-1	SCH-PZ-14S	Boron	0.08	-	U	Method blank detection
680-238493-1	SCH-PZ-14S	Potassium	-	0.77	U	Method blank detection
680-238493-1	SCH-PZ-17I	Boron	-	0.2	U	Method blank detection
680-238568-1	SCH-PZ-42I	Sulfide	-	17	U	Equipment blank detection
680-238755-1	SCH-SGWC-12	Boron	0.08	-	U	Field blank detection
680-238755-1	SCH-SGWC-15	Sulfate	-	-	J-	MS/MSD recoveries outside QC limits
680-238571-2	SCH-SGWC-11	Radium-228	-	1.23	U	Method blank detection
680-238571-2	SCH-SGWC-11	Combined radium	-	1.23	U	Method blank detection
680-238571-2	SCH-SGWC-13	Radium-228	-	0.545	U	Method blank detection
680-238571-2	SCH-SGWC-13	Combined radium	-	0.631	U	Method blank detection
680-238849-2	SCH-SGWC-8	Radium-228	-	1.4	U	Method blank detection
680-238849-2	SCH-SGWC-8	Combined radium	-	-	J+	Method blank detection
680-238755-2	SCH-SGWC-9	Radium-228	-	0.603	U	Equipment blank detection
680-238755-2	SCH-SGWC-9	Combined radium	-	0.619	U	Equipment blank detection

Abbreviations:

RL : Reporting limit

MDC : Minimum detectable concentration

SDG : Sample delivery group

MS/MSD : Matrix Spike/Matrix Spike Duplicate

RPD: Relative Percent Difference

QC: Quality control

Qualifiers:

U: Non-detected

UJ: Non-detect, estimated

J: Estimated

J+: Estimated, high bias

J-: Estimated, low bias

APPENDIX B

Laboratory Accreditation



State of Florida
 Department of Health, Bureau of Public Health Laboratories
 This is to certify that

E87052

EUROFINS SAVANNAH
 5102 LAROCHE AVENUE
 SAVANNAH, GA 31404

has complied with Florida Administrative Code 64E-1,
 for the examination of environmental samples in the following categories

DRINKING WATER - GROUP I UNREGULATED CONTAMINANTS, DRINKING WATER - GROUP II UNREGULATED CONTAMINANTS, DRINKING WATER - GROUP III UNREGULATED CONTAMINANTS, DRINKING WATER - OTHER REGULATED CONTAMINANTS, DRINKING WATER - PRIMARY INORGANIC CONTAMINANTS, DRINKING WATER - SECONDARY INORGANIC CONTAMINANTS, DRINKING WATER - SYNTHETIC ORGANIC CONTAMINANTS, NON-POTABLE WATER - EXTRACTABLE ORGANICS, NON-POTABLE WATER - GENERAL CHEMISTRY, NON-POTABLE WATER - METALS, NON-POTABLE WATER - MICROBIOLOGY, NON-POTABLE WATER - PESTICIDES-HERBICIDES-PCB'S, NON-POTABLE WATER - VOLATILE ORGANICS, SOLID AND CHEMICAL MATERIALS - EXTRACTABLE ORGANICS, SOLID AND CHEMICAL MATERIALS - GENERAL CHEMISTRY, SOLID AND CHEMICAL MATERIALS - METALS, SOLID AND CHEMICAL MATERIALS - PESTICIDES-HERBICIDES-PCB'S, SOLID AND CHEMICAL MATERIALS - VOLATILE ORGANICS

Continued certification is contingent upon successful on-going compliance with the NELAC Standards and FAC Rule 64E-1 regulations. Specific methods and analytes certified are cited on the Laboratory Scope of Accreditation for this laboratory and are on file at the Bureau of Public Health Laboratories, P. O. Box 210, Jacksonville, Florida 32231. Clients and customers are urged to verify with this agency the laboratory's certification status in Florida for particular methods and analytes.

Date Issued: July 01, 2023 Expiration Date: June 30, 2024



Susanne Crowe

Susanne Crowe, MHA
 Interim Chief Bureau of Public Health Laboratories
 DH Form 1697, 7/04
 NON-TRANSFERABLE E87052-74-07/01/2023
 Supersedes all previously issued certificates



Laboratory Scope of Accreditation

Attachment to Certificate #: E87052-74, expiration date June 30, 2024. This listing of accredited analytes should be used only when associated with a valid certificate.

State Laboratory ID: E87052 EPA Lab Code: GA00006 (912) 354-7858

E87052
Eurofins Savannah
5102 LaRoche Avenue
Savannah, GA 31404

Matrix: Drinking Water

Analyte#	Analyte	Method/Tech	Method Code	Category	Effective Date
5105	1,1,1,2-Tetrachloroethane	EPA 524.2	10088809	Group II Unregulated Contaminants	2/6/2002
5160	1,1,1-Trichloroethane	EPA 524.2	10088809	Other Regulated Contaminants	2/6/2002
5110	1,1,2,2-Tetrachloroethane	EPA 524.2	10088809	Group II Unregulated Contaminants	2/6/2002
5165	1,1,2-Trichloroethane	EPA 524.2	10088809	Other Regulated Contaminants	2/6/2002
4630	1,1-Dichloroethane	EPA 524.2	10088809	Group II Unregulated Contaminants	2/6/2002
4640	1,1-Dichloroethylene	EPA 524.2	10088809	Other Regulated Contaminants	2/6/2002
4670	1,1-Dichloropropene	EPA 524.2	10088809	Group II Unregulated Contaminants	2/6/2002
5150	1,2,3-Trichlorobenzene	EPA 524.2	10088809	Group II Unregulated Contaminants	4/16/2018
5180	1,2,3-Trichloropropane	EPA 504.1	10082801	Group II Unregulated Contaminants	4/18/2011
5180	1,2,3-Trichloropropane	EPA 524.2	10088809	Group II Unregulated Contaminants	8/24/2018
5155	1,2,4-Trichlorobenzene	EPA 524.2	10088809	Other Regulated Contaminants	3/19/2012
5210	1,2,4-Trimethylbenzene	EPA 524.2	10088809	Group II Unregulated Contaminants	12/12/2003
4570	1,2-Dibromo-3-chloropropane (DBCP)	EPA 504.1	10082801	Synthetic Organic Contaminants	2/6/2002
4585	1,2-Dibromoethane (EDB, Ethylene dibromide)	EPA 504.1	10082801	Synthetic Organic Contaminants	2/6/2002
4610	1,2-Dichlorobenzene	EPA 524.2	10088809	Other Regulated Contaminants	2/6/2002
4635	1,2-Dichloroethane	EPA 524.2	10088809	Other Regulated Contaminants	2/6/2002
4655	1,2-Dichloropropane	EPA 524.2	10088809	Other Regulated Contaminants	2/6/2002
5215	1,3,5-Trimethylbenzene	EPA 524.2	10088809	Group II Unregulated Contaminants	2/27/2004
4615	1,3-Dichlorobenzene	EPA 524.2	10088809	Group II Unregulated Contaminants	2/6/2002
4660	1,3-Dichloropropane	EPA 524.2	10088809	Group II Unregulated Contaminants	2/6/2002
4620	1,4-Dichlorobenzene	EPA 524.2	10088809	Other Regulated Contaminants	2/6/2002
9490	11-Chloroeicosafiuoro-3-oxaundecane-1-sulfo nic Acid (11-CIPF3OUdS)	EPA 533	10091619	Group III Unregulated Contaminants	6/16/2023
9490	11-Chloroeicosafiuoro-3-oxaundecane-1-sulfo nic Acid (11-CIPF3OUdS)	EPA 537.1	10091642	Group III Unregulated Contaminants	6/16/2023
6948	1H,1H,2H,2H-Perfluorodecanesulfonic Acid (8:2 FTS)	EPA 533	10091619	Group III Unregulated Contaminants	6/16/2023
6946	1H,1H,2H,2H-Perfluorohexanesulfonic acid (4:2 FTS)	EPA 533	10091619	Group III Unregulated Contaminants	6/16/2023
6947	1H,1H,2H,2H-Perfluoro-octanesulfonic Acid (6:2 FTS)	EPA 533	10091619	Group III Unregulated Contaminants	6/16/2023
4846	2-(N-Ethyl-perfluorooctane sulfonamido) acetic acid (N-EtFOSAA)	EPA 537.1	10091642	Group III Unregulated Contaminants	6/16/2023
4847	2-(N-Methyl-perfluorooctane sulfonamido) acetic acid (N-MeFOSAA)	EPA 537.1	10091642	Group III Unregulated Contaminants	6/16/2023
4665	2,2-Dichloropropane	EPA 524.2	10088809	Group II Unregulated Contaminants	2/6/2002
4410	2-Butanone (Methyl ethyl ketone, MEK)	EPA 524.2	10088809	Group II Unregulated Contaminants	12/2/2005
4535	2-Chlorotoluene	EPA 524.2	10088809	Group II Unregulated Contaminants	2/6/2002
4860	2-Hexanone	EPA 524.2	10088809	Group II Unregulated Contaminants	12/2/2005



Laboratory Scope of Accreditation

Attachment to Certificate #: E87052-74, expiration date June 30, 2024. This listing of accredited analytes should be used only when associated with a valid certificate.

State Laboratory ID: E87052 EPA Lab Code: GA00006 (912) 354-7858

E87052
Eurofins Savannah
5102 LaRoche Avenue
Savannah, GA 31404

Matrix: Drinking Water

Analyte#	Analyte	Method/Tech	Method Code	Category	Effective Date
6951	4,8-Dioxa-3H-perfluorononanoic Acid (ADONA)	EPA 533	10091619	Group III Unregulated Contaminants	6/16/2023
6951	4,8-Dioxa-3H-perfluorononanoic Acid (ADONA)	EPA 537.1	10091642	Group III Unregulated Contaminants	6/16/2023
4540	4-Chlorotoluene	EPA 524.2	10088809	Group II Unregulated Contaminants	2/6/2002
4995	4-Methyl-2-pentanone (MIBK)	EPA 524.2	10088809	Group II Unregulated Contaminants	12/2/2005
6952	9-Chlorohexadecafluoro-3-oxanonane-1-sulfonic Acid (9-CIPF3ONS)	EPA 533	10091619	Group III Unregulated Contaminants	6/16/2023
6952	9-Chlorohexadecafluoro-3-oxanonane-1-sulfonic Acid (9-CIPF3ONS)	EPA 537.1	10091642	Group III Unregulated Contaminants	6/16/2023
4315	Acetone	EPA 524.2	10088809	Group II Unregulated Contaminants	12/2/2005
1505	Alkalinity as CaCO3	SM 2320 B	20045607	Primary Inorganic Contaminants	4/5/2013
1000	Aluminum	EPA 200.7	10013806	Secondary Inorganic Contaminants	6/17/2003
1000	Aluminum	EPA 200.8	10014605	Secondary Inorganic Contaminants	6/17/2003
1510	Amenable cyanide	SM 4500-CN- G	20021607	Primary Inorganic Contaminants	2/6/2002
1005	Antimony	EPA 200.8	10014605	Primary Inorganic Contaminants	6/24/2003
1010	Arsenic	EPA 200.8	10014605	Primary Inorganic Contaminants	6/24/2003
1015	Barium	EPA 200.7	10013806	Primary Inorganic Contaminants	2/6/2002
1015	Barium	EPA 200.8	10014605	Primary Inorganic Contaminants	6/24/2003
4375	Benzene	EPA 524.2	10088809	Other Regulated Contaminants	2/6/2002
1020	Beryllium	EPA 200.7	10013806	Primary Inorganic Contaminants	2/6/2002
1020	Beryllium	EPA 200.8	10014605	Primary Inorganic Contaminants	6/24/2003
1025	Boron	EPA 200.7	10013806	Secondary Inorganic Contaminants	12/2/2010
1535	Bromate	EPA 300.1	10275602	Primary Inorganic Contaminants	9/5/2002
1540	Bromide	EPA 300.1	10275602	Primary Inorganic Contaminants	10/17/2003
9312	Bromoacetic acid	EPA 552.2	10095804	Group I Unregulated Contaminants	9/5/2002
4385	Bromobenzene	EPA 524.2	10088809	Group II Unregulated Contaminants	2/6/2002
4390	Bromochloromethane	EPA 524.2	10088809	Group II Unregulated Contaminants	12/12/2003
4395	Bromodichloromethane	EPA 524.2	10088809	Group II Unregulated Contaminants	2/6/2002
4400	Bromoform	EPA 524.2	10088809	Group II Unregulated Contaminants	2/6/2002
1030	Cadmium	EPA 200.7	10013806	Primary Inorganic Contaminants	2/6/2002
1030	Cadmium	EPA 200.8	10014605	Primary Inorganic Contaminants	6/24/2003
1035	Calcium	EPA 200.7	10013806	Primary Inorganic Contaminants	2/6/2002
4455	Carbon tetrachloride	EPA 524.2	10088809	Other Regulated Contaminants	2/6/2002
1570	Chlorate	EPA 300.1	10275602	Secondary Inorganic Contaminants	7/30/2007
1575	Chloride	EPA 300.0	10053200	Secondary Inorganic Contaminants	2/6/2002
1575	Chloride	EPA 325.2	10057202	Secondary Inorganic Contaminants	2/6/2002
1575	Chloride	SM 4500-Cl ⁻ E	20086004	Secondary Inorganic Contaminants	7/30/2007

Clients and Customers are urged to verify the laboratory's current certification status with the Environmental Laboratory Certification Program.

Certification Type **NELAP**

Issue Date: 7/1/2023

Expiration Date: 6/30/2024



Laboratory Scope of Accreditation

Attachment to Certificate #: E87052-74, expiration date June 30, 2024. This listing of accredited analytes should be used only when associated with a valid certificate.

State Laboratory ID: E87052 EPA Lab Code: GA00006 (912) 354-7858

E87052
Eurofins Savannah
5102 LaRoche Avenue
Savannah, GA 31404

Matrix: Drinking Water

Analyte#	Analyte	Method/Tech	Method Code	Category	Effective Date
1595	Chlorite	EPA 300.1	10275602	Primary Inorganic Contaminants	12/2/2005
9336	Chloroacetic acid	EPA 552.2	10095804	Group I Unregulated Contaminants	9/5/2002
4475	Chlorobenzene	EPA 524.2	10088809	Other Regulated Contaminants	2/6/2002
4485	Chloroethane	EPA 524.2	10088809	Group II Unregulated Contaminants	2/6/2002
4505	Chloroform	EPA 524.2	10088809	Group II Unregulated Contaminants	2/6/2002
1040	Chromium	EPA 200.7	10013806	Primary Inorganic Contaminants	2/6/2002
1040	Chromium	EPA 200.8	10014605	Primary Inorganic Contaminants	6/24/2003
4645	cis-1,2-Dichloroethylene	EPA 524.2	10088809	Other Regulated Contaminants	2/6/2002
4680	cis-1,3-Dichloropropene	EPA 524.2	10088809	Group II Unregulated Contaminants	2/6/2002
1605	Color	EPA 110.2	10005604	Secondary Inorganic Contaminants	2/6/2002
1605	Color	SM 2120 B	20039309	Secondary Inorganic Contaminants	2/6/2002
1610	Conductivity	SM 2510 B	20048606	Primary Inorganic Contaminants	2/6/2002
1055	Copper	EPA 200.7	10013806	Primary Inorganic Contaminants,Secondary Inorganic Contaminants	2/6/2002
1055	Copper	EPA 200.8	10014605	Primary Inorganic Contaminants,Secondary Inorganic Contaminants	6/24/2003
1620	Corrosivity (langlier index)	SM 2330 B	20003207	Secondary Inorganic Contaminants	2/6/2002
1635	Cyanide	EPA 335.4	10061402	Primary Inorganic Contaminants	2/6/2002
1635	Cyanide	SM 4500-CN E	20021209	Primary Inorganic Contaminants	2/6/2002
9357	Dibromoacetic acid	EPA 552.2	10095804	Group I Unregulated Contaminants	9/5/2002
4575	Dibromochloromethane	EPA 524.2	10088809	Group II Unregulated Contaminants	2/6/2002
4595	Dibromomethane	EPA 524.2	10088809	Group II Unregulated Contaminants	2/6/2002
9360	Dichloroacetic acid	EPA 552.2	10095804	Group I Unregulated Contaminants	9/5/2002
4625	Dichlorodifluoromethane	EPA 524.2	10088809	Group II Unregulated Contaminants	2/6/2002
1710	Dissolved organic carbon (DOC)	SM 5310 B	20137819	Primary Inorganic Contaminants	12/2/2005
4765	Ethylbenzene	EPA 524.2	10088809	Other Regulated Contaminants	2/6/2002
1730	Fluoride	EPA 300.0	10053200	Primary Inorganic Contaminants,Secondary Inorganic Contaminants	2/6/2002
1750	Hardness	EPA 130.2	10007202	Secondary Inorganic Contaminants	11/18/2008
1750	Hardness	SM 2340 B	20046600	Secondary Inorganic Contaminants	12/2/2005
1750	Hardness	SM 2340 C	20047603	Secondary Inorganic Contaminants	11/18/2008
4835	Hexachlorobutadiene	EPA 524.2	10088809	Group II Unregulated Contaminants	12/12/2003
9460	Hexafluoropropylene Oxide Dimer Acid (HFPO-DA, GenX)	EPA 533	10091619	Group III Unregulated Contaminants	6/16/2023
9460	Hexafluoropropylene Oxide Dimer Acid (HFPO-DA, GenX)	EPA 537.1	10091642	Group III Unregulated Contaminants	6/16/2023
1070	Iron	EPA 200.7	10013806	Secondary Inorganic Contaminants	2/6/2002

Clients and Customers are urged to verify the laboratory's current certification status with the Environmental Laboratory Certification Program.

Certification Type **NELAP**
Issue Date: 7/1/2023 Expiration Date: 6/30/2024



Laboratory Scope of Accreditation

Attachment to Certificate #: E87052-74, expiration date June 30, 2024. This listing of accredited analytes should be used only when associated with a valid certificate.

State Laboratory ID: E87052 EPA Lab Code: GA00006 (912) 354-7858

E87052
Eurofins Savannah
5102 LaRoche Avenue
Savannah, GA 31404

Matrix: Drinking Water

Analyte#	Analyte	Method/Tech	Method Code	Category	Effective Date
4900	Isopropylbenzene	EPA 524.2	10088809	Group II Unregulated Contaminants	12/12/2003
1075	Lead	EPA 200.8	10014605	Primary Inorganic Contaminants	6/24/2003
5240	m+p-Xylenes	EPA 524.2	10088809	Group II Unregulated Contaminants	11/18/2008
1085	Magnesium	EPA 200.7	10013806	Secondary Inorganic Contaminants	2/6/2002
1090	Manganese	EPA 200.7	10013806	Secondary Inorganic Contaminants	2/6/2002
1090	Manganese	EPA 200.8	10014605	Secondary Inorganic Contaminants	6/24/2003
1095	Mercury	EPA 200.8	10014605	Primary Inorganic Contaminants	6/24/2003
1095	Mercury	EPA 245.1	10036609	Primary Inorganic Contaminants	6/24/2003
4950	Methyl bromide (Bromomethane)	EPA 524.2	10088809	Group II Unregulated Contaminants	11/7/2022
4960	Methyl chloride (Chloromethane)	EPA 524.2	10088809	Group II Unregulated Contaminants	2/6/2002
5000	Methyl tert-butyl ether (MTBE)	EPA 524.2	10088809	Group II Unregulated Contaminants	2/6/2002
4975	Methylene chloride	EPA 524.2	10088809	Other Regulated Contaminants	2/6/2002
1100	Molybdenum	EPA 200.7	10013806	Secondary Inorganic Contaminants	12/2/2005
1100	Molybdenum	EPA 200.8	10014605	Secondary Inorganic Contaminants	6/23/2010
5005	Naphthalene	EPA 524.2	10088809	Group II Unregulated Contaminants	2/27/2004
4435	n-Butylbenzene	EPA 524.2	10088809	Group II Unregulated Contaminants	12/12/2003
1105	Nickel	EPA 200.7	10013806	Primary Inorganic Contaminants	2/6/2002
1105	Nickel	EPA 200.8	10014605	Primary Inorganic Contaminants	6/24/2003
1805	Nitrate	EPA 300.0	10053200	Primary Inorganic Contaminants	2/6/2002
1805	Nitrate	EPA 353.2	10067604	Primary Inorganic Contaminants	2/6/2002
1835	Nitrite	EPA 300.0	10053200	Primary Inorganic Contaminants	2/6/2002
1835	Nitrite	EPA 353.2	10067604	Primary Inorganic Contaminants	2/6/2002
6956	Nonafluoro-3,6-dioxaheptanoic Acid (NFDHA)	EPA 533	10091619	Group III Unregulated Contaminants	6/16/2023
5090	n-Propylbenzene	EPA 524.2	10088809	Group II Unregulated Contaminants	12/12/2003
1870	Orthophosphate as P	EPA 365.1	10070005	Primary Inorganic Contaminants	12/2/2005
1870	Orthophosphate as P	SM 4500-P F	20026000	Primary Inorganic Contaminants	11/18/2008
5250	o-Xylene	EPA 524.2	10088809	Group II Unregulated Contaminants	12/2/2005
6957	Perfluoro(2-ethoxyethane) Sulfonic Acid (PFEESA)	EPA 533	10091619	Group III Unregulated Contaminants	6/16/2023
6965	Perfluoro-3-methoxypropanoic Acid (PFMPA)	EPA 533	10091619	Group III Unregulated Contaminants	6/16/2023
6966	Perfluoro-4-methoxybutanoic Acid (PFMBA)	EPA 533	10091619	Group III Unregulated Contaminants	6/16/2023
6911	Perfluorobutane Sulfonate (PFBS, Perfluorobutane Sulfonic Acid)	EPA 533	10091619	Group III Unregulated Contaminants	6/16/2023
6911	Perfluorobutane Sulfonate (PFBS, Perfluorobutane Sulfonic Acid)	EPA 537.1	10091642	Group III Unregulated Contaminants	6/16/2023
6919	Perfluorobutanoate (PFBA, Perfluorobutanoic Acid)	EPA 533	10091619	Group III Unregulated Contaminants	6/16/2023
6921	Perfluorodecanoate (PFDA, Perfluorodecanoic Acid)	EPA 533	10091619	Group III Unregulated Contaminants	6/16/2023

Clients and Customers are urged to verify the laboratory's current certification status with the Environmental Laboratory Certification Program. Certification Type **NELAP**
Issue Date: 7/1/2023 Expiration Date: 6/30/2024



Laboratory Scope of Accreditation

Attachment to Certificate #: E87052-74, expiration date June 30, 2024. This listing of accredited analytes should be used only when associated with a valid certificate.

State Laboratory ID: E87052 EPA Lab Code: GA00006 (912) 354-7858

E87052
Eurofins Savannah
5102 LaRoche Avenue
Savannah, GA 31404

Matrix: Drinking Water

Analyte#	Analyte	Method/Tech	Method Code	Category	Effective Date
6921	Perfluorodecanoate (PFDA, Perfluorodecanoic Acid)	EPA 537.1	10091642	Group III Unregulated Contaminants	6/16/2023
385	Perfluorododecanoic acid (PFDOA)	EPA 533	10091619	Group III Unregulated Contaminants	6/16/2023
385	Perfluorododecanoic acid (PFDOA)	EPA 537.1	10091642	Group III Unregulated Contaminants	6/16/2023
6925	Perfluoroheptane Sulfonate (PFHpS, Perfluoroheptane Sulfonic Acid)	EPA 533	10091619	Group III Unregulated Contaminants	6/16/2023
6926	Perfluoroheptanoate (PFHpA, Perfluoroheptanoic Acid)	EPA 533	10091619	Group III Unregulated Contaminants	6/16/2023
6926	Perfluoroheptanoate (PFHpA, Perfluoroheptanoic Acid)	EPA 537.1	10091642	Group III Unregulated Contaminants	6/16/2023
6927	Perfluorohexane Sulfonic Acid (PFHxS)	EPA 533	10091619	Group III Unregulated Contaminants	6/16/2023
6927	Perfluorohexane Sulfonic Acid (PFHxS)	EPA 537.1	10091642	Group III Unregulated Contaminants	6/16/2023
6928	Perfluorohexanoate (PFHxA, Perfluorohexanoic Acid)	EPA 533	10091619	Group III Unregulated Contaminants	6/16/2023
6928	Perfluorohexanoate (PFHxA, Perfluorohexanoic Acid)	EPA 537.1	10091642	Group III Unregulated Contaminants	6/16/2023
6930	Perfluorononanoate (PFNA, Perfluorononanoic Acid)	EPA 533	10091619	Group III Unregulated Contaminants	6/16/2023
6930	Perfluorononanoate (PFNA, Perfluorononanoic Acid)	EPA 537.1	10091642	Group III Unregulated Contaminants	6/16/2023
6931	Perfluorooctane sulfonic acid (PFOS, Perfluoro-octane Sulfonate)	EPA 533	10091619	Group III Unregulated Contaminants	6/16/2023
6931	Perfluorooctane sulfonic acid (PFOS, Perfluoro-octane Sulfonate)	EPA 537.1	10091642	Group III Unregulated Contaminants	6/16/2023
6932	Perfluoro-octanoate (PFOA, Perfluoro-octanoic Acid)	EPA 533	10091619	Group III Unregulated Contaminants	6/16/2023
6932	Perfluoro-octanoate (PFOA, Perfluoro-octanoic Acid)	EPA 537.1	10091642	Group III Unregulated Contaminants	6/16/2023
6934	Perfluoropentane Sulfonic Acid (PFPeS, Perfluoropentane Sulfonate)	EPA 533	10091619	Group III Unregulated Contaminants	6/16/2023
6935	Perfluoropentanoate (PFPeA, Perfluoropentanoic Acid)	EPA 533	10091619	Group III Unregulated Contaminants	6/16/2023
6902	Perfluorotetradecanoic acid (PFTDA)	EPA 537.1	10091642	Group III Unregulated Contaminants	6/16/2023
9563	Perfluorotridecanoic acid (PFTrDA)	EPA 537.1	10091642	Group III Unregulated Contaminants	6/16/2023
6944	Perfluoroundecanoate (PFUnDA, Perfluoroundecanoic Acid)	EPA 533	10091619	Group III Unregulated Contaminants	6/16/2023
384	Perfluoroundecanoic acid (PFUnDA)	EPA 537.1	10091642	Group III Unregulated Contaminants	6/16/2023
1900	pH	EPA 150.1	10008409	Secondary Inorganic Contaminants, Primary Inorganic Contaminants	2/6/2002
1900	pH	SM 4500-H+-B	20105219	Primary Inorganic Contaminants, Secondary Inorganic Contaminants	7/30/2007
4910	p-Isopropyltoluene	EPA 524.2	10088809	Group II Unregulated Contaminants	12/12/2003
1125	Potassium	EPA 200.7	10013806	Secondary Inorganic Contaminants	3/25/2003
1955	Residue-filterable (TDS)	EPA 160.1	10009208	Secondary Inorganic Contaminants	2/6/2002



Laboratory Scope of Accreditation

Attachment to Certificate #: E87052-74, expiration date June 30, 2024. This listing of accredited analytes should be used only when associated with a valid certificate.

State Laboratory ID: E87052 EPA Lab Code: GA00006 (912) 354-7858

E87052
Eurofins Savannah
5102 LaRoche Avenue
Savannah, GA 31404

Matrix: Drinking Water

Analyte#	Analyte	Method/Tech	Method Code	Category	Effective Date
1955	Residue-filterable (TDS)	SM 2540 C	20050402	Secondary Inorganic Contaminants	2/6/2002
4440	sec-Butylbenzene	EPA 524.2	10088809	Group II Unregulated Contaminants	12/12/2003
1140	Selenium	EPA 200.8	10014605	Primary Inorganic Contaminants	6/24/2003
1990	Silica as SiO2	EPA 200.7	10013806	Primary Inorganic Contaminants	10/5/2020
1150	Silver	EPA 200.7	10013806	Secondary Inorganic Contaminants	2/6/2002
1150	Silver	EPA 200.8	10014605	Secondary Inorganic Contaminants	6/24/2003
1155	Sodium	EPA 200.7	10013806	Primary Inorganic Contaminants	2/6/2002
5100	Styrene	EPA 524.2	10088809	Other Regulated Contaminants	2/6/2002
2000	Sulfate	EPA 300.0	10053200	Primary Inorganic Contaminants,Secondary Inorganic Contaminants	2/6/2002
2000	Sulfate	EPA 375.4	10073800	Secondary Inorganic Contaminants	2/6/2002
4445	tert-Butylbenzene	EPA 524.2	10088809	Group II Unregulated Contaminants	12/12/2003
5115	Tetrachloroethylene (Perchloroethylene)	EPA 524.2	10088809	Other Regulated Contaminants	2/6/2002
1165	Thallium	EPA 200.8	10014605	Primary Inorganic Contaminants	6/24/2003
5140	Toluene	EPA 524.2	10088809	Other Regulated Contaminants	2/6/2002
9414	Total haloacetic acids (HAA5)	EPA 552.2	10095804	Synthetic Organic Contaminants	12/2/2005
1825	Total nitrate-nitrite	EPA 300.0	10053200	Primary Inorganic Contaminants	2/6/2002
1825	Total nitrate-nitrite	EPA 353.2	10067604	Primary Inorganic Contaminants	2/6/2002
2040	Total organic carbon	SM 5310 B	20137819	Primary Inorganic Contaminants	12/2/2005
5205	Total trihalomethanes	EPA 524.2	10088809	Other Regulated Contaminants	2/6/2002
4700	trans-1,2-Dichloroethylene	EPA 524.2	10088809	Other Regulated Contaminants	2/6/2002
4685	trans-1,3-Dichloropropene	EPA 524.2	10088809	Group II Unregulated Contaminants	2/6/2002
9642	Trichloroacetic acid	EPA 552.2	10095804	Group I Unregulated Contaminants	9/5/2002
5170	Trichloroethene (Trichloroethylene)	EPA 524.2	10088809	Other Regulated Contaminants	2/6/2002
5175	Trichlorofluoromethane	EPA 524.2	10088809	Group II Unregulated Contaminants	2/6/2002
2055	Turbidity	EPA 180.1	10011800	Secondary Inorganic Contaminants	2/6/2002
2055	Turbidity	SM 2130 B	20048219	Secondary Inorganic Contaminants	2/6/2002
2060	UV 254	SM 5910 B	20146401	Primary Inorganic Contaminants	12/2/2005
1185	Vanadium	EPA 200.7	10013806	Secondary Inorganic Contaminants	12/2/2005
1185	Vanadium	EPA 200.8	10014605	Secondary Inorganic Contaminants	3/19/2012
5235	Vinyl chloride	EPA 524.2	10088809	Other Regulated Contaminants	2/6/2002
5260	Xylene (total)	EPA 524.2	10088809	Other Regulated Contaminants	2/6/2002
1190	Zinc	EPA 200.7	10013806	Secondary Inorganic Contaminants	12/2/2010
1190	Zinc	EPA 200.8	10014605	Secondary Inorganic Contaminants	6/24/2003



Laboratory Scope of Accreditation

Attachment to Certificate #: E87052-74, expiration date June 30, 2024. This listing of accredited analytes should be used only when associated with a valid certificate.

State Laboratory ID: E87052 EPA Lab Code: GA00006 (912) 354-7858

E87052
Eurofins Savannah
5102 LaRoche Avenue
Savannah, GA 31404

Matrix: Non-Potable Water

Analyte#	Analyte	Method/Tech	Method Code	Category	Effective Date
5105	1,1,1,2-Tetrachloroethane	EPA 8260	10184404	Volatile Organics	7/1/2003
5160	1,1,1-Trichloroethane	EPA 624.1	10298121	Volatile Organics	4/4/2018
5160	1,1,1-Trichloroethane	EPA 8260	10184404	Volatile Organics	7/1/2003
5110	1,1,2,2-Tetrachloroethane	EPA 624.1	10298121	Volatile Organics	4/4/2018
5110	1,1,2,2-Tetrachloroethane	EPA 8260	10184404	Volatile Organics	7/1/2003
5185	1,1,2-Trichloro-1,2,2-trifluoroethane (Freon 113)	EPA 8260	10184404	Volatile Organics	12/4/2020
5165	1,1,2-Trichloroethane	EPA 624.1	10298121	Volatile Organics	4/4/2018
5165	1,1,2-Trichloroethane	EPA 8260	10184404	Volatile Organics	7/1/2003
4630	1,1-Dichloroethane	EPA 624.1	10298121	Volatile Organics	4/4/2018
4630	1,1-Dichloroethane	EPA 8260	10184404	Volatile Organics	7/1/2003
4640	1,1-Dichloroethylene	EPA 624.1	10298121	Volatile Organics	4/4/2018
4640	1,1-Dichloroethylene	EPA 8260	10184404	Volatile Organics	7/1/2003
4670	1,1-Dichloropropene	EPA 8260	10184404	Volatile Organics	7/1/2003
5150	1,2,3-Trichlorobenzene	EPA 8260	10184404	Volatile Organics	7/1/2003
5180	1,2,3-Trichloropropane	EPA 8260	10184404	Volatile Organics	7/1/2003
5182	1,2,3-Trimethylbenzene	EPA 8260	10184404	Volatile Organics	3/28/2014
6715	1,2,4,5-Tetrachlorobenzene	EPA 8270	10185203	Extractable Organics	7/1/2003
5155	1,2,4-Trichlorobenzene	EPA 625.1	10300024	Extractable Organics	4/4/2018
5155	1,2,4-Trichlorobenzene	EPA 8260	10184404	Volatile Organics	7/1/2003
5155	1,2,4-Trichlorobenzene	EPA 8270	10185203	Extractable Organics	7/1/2003
5210	1,2,4-Trimethylbenzene	EPA 8260	10184404	Volatile Organics	7/1/2003
4570	1,2-Dibromo-3-chloropropane (DBCP)	EPA 8011	10173009	Volatile Organics	7/1/2003
4570	1,2-Dibromo-3-chloropropane (DBCP)	EPA 8260	10184404	Volatile Organics	7/1/2003
4585	1,2-Dibromoethane (EDB, Ethylene dibromide)	EPA 8011	10173009	Volatile Organics	7/1/2003
4585	1,2-Dibromoethane (EDB, Ethylene dibromide)	EPA 8260	10184404	Volatile Organics	7/1/2003
4610	1,2-Dichlorobenzene	EPA 624.1	10298121	Volatile Organics	4/4/2018
4610	1,2-Dichlorobenzene	EPA 8260	10184404	Volatile Organics	7/1/2003
4610	1,2-Dichlorobenzene	EPA 8270	10185203	Extractable Organics	7/1/2003
4635	1,2-Dichloroethane	EPA 624.1	10298121	Volatile Organics	4/4/2018
4635	1,2-Dichloroethane	EPA 8260	10184404	Volatile Organics	7/1/2003
4655	1,2-Dichloropropane	EPA 624.1	10298121	Volatile Organics	4/4/2018
4655	1,2-Dichloropropane	EPA 8260	10184404	Volatile Organics	7/1/2003
6220	1,2-Diphenylhydrazine	EPA 8270	10185203	Extractable Organics	7/1/2003
6411	1,2-Diphenylhydrazine (as Azobenzene)	EPA 625.1	10300024	Extractable Organics	12/4/2020
6800	1,3,5-Trichlorobenzene	EPA 8260	10184404	Volatile Organics	3/28/2014



Laboratory Scope of Accreditation

Attachment to Certificate #: E87052-74, expiration date June 30, 2024. This listing of accredited analytes should be used only when associated with a valid certificate.

State Laboratory ID: E87052 EPA Lab Code: GA00006 (912) 354-7858

E87052
Eurofins Savannah
5102 LaRoche Avenue
Savannah, GA 31404

Matrix: Non-Potable Water

Analyte#	Analyte	Method/Tech	Method Code	Category	Effective Date
5215	1,3,5-Trimethylbenzene	EPA 8260	10184404	Volatile Organics	7/1/2003
6885	1,3,5-Trinitrobenzene (1,3,5-TNB)	EPA 8270	10185203	Extractable Organics	7/1/2003
4615	1,3-Dichlorobenzene	EPA 624.1	10298121	Volatile Organics	4/4/2018
4615	1,3-Dichlorobenzene	EPA 8260	10184404	Volatile Organics	7/1/2003
4615	1,3-Dichlorobenzene	EPA 8270	10185203	Extractable Organics	7/1/2003
4660	1,3-Dichloropropane	EPA 8260	10184404	Volatile Organics	7/1/2003
6160	1,3-Dinitrobenzene (1,3-DNB)	EPA 8270	10185203	Extractable Organics	7/1/2003
4620	1,4-Dichlorobenzene	EPA 624.1	10298121	Volatile Organics	4/4/2018
4620	1,4-Dichlorobenzene	EPA 8260	10184404	Volatile Organics	7/1/2003
4620	1,4-Dichlorobenzene	EPA 8270	10185203	Extractable Organics	7/1/2003
4735	1,4-Dioxane (1,4-Diethyleneoxide)	EPA 624.1	10298121	Volatile Organics	9/15/2022
4735	1,4-Dioxane (1,4-Diethyleneoxide)	EPA 8260	10184404	Volatile Organics	4/18/2011
4735	1,4-Dioxane (1,4-Diethyleneoxide)	EPA 8270	10185203	Volatile Organics	7/1/2003
6420	1,4-Naphthoquinone	EPA 8270	10185203	Extractable Organics	7/1/2003
6630	1,4-Phenylenediamine	EPA 8270	10185203	Extractable Organics	7/1/2003
9490	11-Chloroeicosafuoro-3-oxaundecane-1-sulfonic Acid (11-ClPF3OUdS)	EPA 1633 Draft 3	10123441	Extractable Organics	6/16/2023
4510	1-Chlorohexane	EPA 8260	10184404	Volatile Organics	7/30/2007
6948	1H,1H,2H,2H-Perfluorodecanesulfonic Acid (8:2 FTS)	EPA 1633 Draft 3	10123441	Extractable Organics	6/16/2023
6946	1H,1H,2H,2H-Perfluorohexanesulfonic acid (4:2 FTS)	EPA 1633 Draft 3	10123441	Extractable Organics	6/16/2023
6947	1H,1H,2H,2H-Perfluoro-octanesulfonic Acid (6:2 FTS)	EPA 1633 Draft 3	10123441	Extractable Organics	6/16/2023
6380	1-Methylnaphthalene	EPA 8270	10185203	Extractable Organics	7/30/2007
6425	1-Naphthylamine	EPA 8270	10185203	Extractable Organics	7/1/2003
4846	2-(N-Ethyl-perfluorooctane sulfonamido) acetic acid (N-EtFOSAA)	EPA 1633 Draft 3	10123441	Extractable Organics	6/16/2023
4847	2-(N-Methyl-perfluorooctane sulfonamido) acetic acid (N-MeFOSAA)	EPA 1633 Draft 3	10123441	Extractable Organics	6/16/2023
4665	2,2-Dichloropropane	EPA 8260	10184404	Volatile Organics	7/1/2003
4659	2,2'-Oxybis(1-chloropropane),bis(2-Chloro-1-methylethyl)ether (fka bis(2-Chloroisopropyl) ether)	EPA 625.1	10300024	Extractable Organics	4/4/2018
4659	2,2'-Oxybis(1-chloropropane),bis(2-Chloro-1-methylethyl)ether (fka bis(2-Chloroisopropyl) ether)	EPA 8270	10185203	Extractable Organics	7/1/2003
6735	2,3,4,6-Tetrachlorophenol	EPA 8270	10185203	Extractable Organics	7/1/2003
8920	2,3-Dichlorobiphenyl (BZ 5)	EPA 625.1	10300024	Pesticides-Herbicides-PCB's	12/4/2020
8655	2,4,5-T	EPA 615	10105609	Pesticides-Herbicides-PCB's	2/6/2002
8655	2,4,5-T	EPA 8151	10183003	Pesticides-Herbicides-PCB's	7/1/2003



Laboratory Scope of Accreditation

Attachment to Certificate #: E87052-74, expiration date June 30, 2024. This listing of accredited analytes should be used only when associated with a valid certificate.

State Laboratory ID: E87052 EPA Lab Code: GA00006 (912) 354-7858

E87052
Eurofins Savannah
5102 LaRoche Avenue
Savannah, GA 31404

Matrix: Non-Potable Water

Analyte#	Analyte	Method/Tech	Method Code	Category	Effective Date
9253	2,4,5-Trichlorobiphenyl (BZ 29)	EPA 625.1	10300024	Pesticides-Herbicides-PCB's	12/4/2020
6835	2,4,5-Trichlorophenol	EPA 8270	10185203	Extractable Organics	7/1/2003
6840	2,4,6-Trichlorophenol	EPA 625.1	10300024	Extractable Organics	4/4/2018
6840	2,4,6-Trichlorophenol	EPA 8270	10185203	Extractable Organics	7/1/2003
8545	2,4-D	EPA 615	10105609	Pesticides-Herbicides-PCB's	2/6/2002
8545	2,4-D	EPA 8151	10183003	Pesticides-Herbicides-PCB's	7/1/2003
8560	2,4-DB	EPA 615	10105609	Pesticides-Herbicides-PCB's	2/6/2002
8560	2,4-DB	EPA 8151	10183003	Pesticides-Herbicides-PCB's	7/1/2003
6000	2,4-Dichlorophenol	EPA 625.1	10300024	Extractable Organics	4/4/2018
6000	2,4-Dichlorophenol	EPA 8270	10185203	Extractable Organics	7/1/2003
6130	2,4-Dimethylphenol	EPA 625.1	10300024	Extractable Organics	4/4/2018
6130	2,4-Dimethylphenol	EPA 8270	10185203	Extractable Organics	7/1/2003
6175	2,4-Dinitrophenol	EPA 625.1	10300024	Extractable Organics	4/4/2018
6175	2,4-Dinitrophenol	EPA 8270	10185203	Extractable Organics	7/1/2003
6185	2,4-Dinitrotoluene (2,4-DNT)	EPA 625.1	10300024	Extractable Organics	4/4/2018
6185	2,4-Dinitrotoluene (2,4-DNT)	EPA 8270	10185203	Extractable Organics	7/1/2003
6005	2,6-Dichlorophenol	EPA 8270	10185203	Extractable Organics	7/1/2003
6190	2,6-Dinitrotoluene (2,6-DNT)	EPA 625.1	10300024	Extractable Organics	4/4/2018
6190	2,6-Dinitrotoluene (2,6-DNT)	EPA 8270	10185203	Extractable Organics	7/1/2003
5515	2-Acetylaminofluorene	EPA 8270	10185203	Extractable Organics	7/1/2003
4410	2-Butanone (Methyl ethyl ketone, MEK)	EPA 8260	10184404	Volatile Organics	7/1/2003
4500	2-Chloroethyl vinyl ether	EPA 624.1	10298121	Volatile Organics	4/4/2018
4500	2-Chloroethyl vinyl ether	EPA 8260	10184404	Volatile Organics	7/1/2003
5795	2-Chloronaphthalene	EPA 625.1	10300024	Extractable Organics	4/4/2018
5795	2-Chloronaphthalene	EPA 8270	10185203	Extractable Organics	7/1/2003
5800	2-Chlorophenol	EPA 625.1	10300024	Extractable Organics	4/4/2018
5800	2-Chlorophenol	EPA 8270	10185203	Extractable Organics	7/1/2003
4535	2-Chlorotoluene	EPA 8260	10184404	Volatile Organics	7/1/2003
9340	2H,2H,3H,3H-Perfluorodecanoic Acid (7:3 FTCA)	EPA 1633 Draft 3	10123441	Extractable Organics	6/16/2023
9338	2H,2H,3H,3H-Perfluoro-octanoic Acid (5:3 FTCA)	EPA 1633 Draft 3	10123441	Extractable Organics	6/16/2023
4860	2-Hexanone	EPA 8260	10184404	Volatile Organics	7/1/2003
6360	2-Methyl-4,6-dinitrophenol	EPA 625.1	10300024	Extractable Organics	4/4/2018
6360	2-Methyl-4,6-dinitrophenol	EPA 8270	10185203	Extractable Organics	7/1/2003
6385	2-Methylnaphthalene	EPA 8260	10184404	Volatile Organics	3/28/2014
6385	2-Methylnaphthalene	EPA 8270	10185203	Extractable Organics	7/1/2003

Clients and Customers are urged to verify the laboratory's current certification status with the Environmental Laboratory Certification Program.

Certification Type **NELAP**

Issue Date: 7/1/2023

Expiration Date: 6/30/2024



Laboratory Scope of Accreditation

Attachment to Certificate #: E87052-74, expiration date June 30, 2024. This listing of accredited analytes should be used only when associated with a valid certificate.

State Laboratory ID: E87052 EPA Lab Code: GA00006 (912) 354-7858

E87052
Eurofins Savannah
5102 LaRoche Avenue
Savannah, GA 31404

Matrix: Non-Potable Water

Analyte#	Analyte	Method/Tech	Method Code	Category	Effective Date
6400	2-Methylphenol (o-Cresol)	EPA 8270	10185203	Extractable Organics	7/1/2003
6430	2-Naphthylamine	EPA 8270	10185203	Extractable Organics	7/30/2007
6460	2-Nitroaniline	EPA 8270	10185203	Extractable Organics	7/1/2003
6490	2-Nitrophenol	EPA 625.1	10300024	Extractable Organics	4/4/2018
6490	2-Nitrophenol	EPA 8270	10185203	Extractable Organics	7/1/2003
5020	2-Nitropropane	EPA 8260	10184404	Volatile Organics	3/28/2014
5045	2-Pentanone	EPA 8015	10173203	Volatile Organics	7/30/2007
5050	2-Picoline (2-Methylpyridine)	EPA 8270	10185203	Extractable Organics	7/1/2003
5945	3,3'-Dichlorobenzidine	EPA 625.1	10300024	Extractable Organics	4/4/2018
5945	3,3'-Dichlorobenzidine	EPA 8270	10185203	Extractable Organics	7/1/2003
6103	3,3-Dimethyl-1-butanol	EPA 8260	10184404	Volatile Organics	9/14/2021
6120	3,3'-Dimethylbenzidine	EPA 8270	10185203	Extractable Organics	7/1/2003
8600	3,5-Dichlorobenzoic acid	EPA 8151	10183003	Extractable Organics	7/30/2007
6412	3/4-Methylphenols (m/p-Cresols)	EPA 8270	10185203	Extractable Organics	11/18/2008
6355	3-Methylcholanthrene	EPA 8270	10185203	Extractable Organics	7/30/2007
6465	3-Nitroaniline	EPA 8270	10185203	Extractable Organics	7/1/2003
9353	4,4,5,5,6,6,6-Heptafluorohexanoic Acid (3:3 FTCA)	EPA 1633 Draft 3	10123441	Extractable Organics	6/16/2023
7355	4,4'-DDD	EPA 608.3	10296614	Pesticides-Herbicides-PCB's	4/4/2018
7355	4,4'-DDD	EPA 8081	10178402	Pesticides-Herbicides-PCB's	7/1/2003
7360	4,4'-DDE	EPA 608.3	10296614	Pesticides-Herbicides-PCB's	4/4/2018
7360	4,4'-DDE	EPA 8081	10178402	Pesticides-Herbicides-PCB's	7/1/2003
7365	4,4'-DDT	EPA 608.3	10296614	Pesticides-Herbicides-PCB's	4/4/2018
7365	4,4'-DDT	EPA 8081	10178402	Pesticides-Herbicides-PCB's	7/1/2003
6951	4,8-Dioxa-3H-perfluorononanoic Acid (ADONA)	EPA 1633 Draft 3	10123441	Extractable Organics	6/16/2023
5540	4-Aminobiphenyl	EPA 8270	10185203	Extractable Organics	7/1/2003
5660	4-Bromophenyl phenyl ether	EPA 625.1	10300024	Extractable Organics	4/4/2018
5660	4-Bromophenyl phenyl ether	EPA 8270	10185203	Extractable Organics	7/1/2003
5700	4-Chloro-3-methylphenol	EPA 625.1	10300024	Extractable Organics	4/4/2018
5700	4-Chloro-3-methylphenol	EPA 8270	10185203	Extractable Organics	7/1/2003
5745	4-Chloroaniline	EPA 8270	10185203	Extractable Organics	7/1/2003
5825	4-Chlorophenyl phenylether	EPA 625.1	10300024	Extractable Organics	4/4/2018
5825	4-Chlorophenyl phenylether	EPA 8270	10185203	Extractable Organics	7/1/2003
4540	4-Chlorotoluene	EPA 8260	10184404	Volatile Organics	7/1/2003
6105	4-Dimethyl aminoazobenzene	EPA 8270	10185203	Extractable Organics	7/1/2003
4995	4-Methyl-2-pentanone (MIBK)	EPA 8260	10184404	Volatile Organics	7/1/2003

Clients and Customers are urged to verify the laboratory's current certification status with the Environmental Laboratory Certification Program.

Certification Type **NELAP**
Issue Date: 7/1/2023 Expiration Date: 6/30/2024



Laboratory Scope of Accreditation

Attachment to Certificate #: E87052-74, expiration date June 30, 2024. This listing of accredited analytes should be used only when associated with a valid certificate.

State Laboratory ID: E87052 EPA Lab Code: GA00006 (912) 354-7858

E87052
Eurofins Savannah
5102 LaRoche Avenue
Savannah, GA 31404

Matrix: Non-Potable Water

Analyte#	Analyte	Method/Tech	Method Code	Category	Effective Date
6470	4-Nitroaniline	EPA 8270	10185203	Extractable Organics	7/1/2003
6500	4-Nitrophenol	EPA 625.1	10300024	Extractable Organics	4/4/2018
6500	4-Nitrophenol	EPA 8270	10185203	Extractable Organics	7/1/2003
6510	4-Nitroquinoline 1-oxide	EPA 8270	10185203	Extractable Organics	7/1/2003
6570	5-Nitro-o-toluidine	EPA 8270	10185203	Extractable Organics	7/1/2003
6115	7,12-Dimethylbenz(a) anthracene	EPA 8270	10185203	Extractable Organics	7/1/2003
6952	9-Chlorohexadecafluoro-3-oxanonane-1-sulfonic Acid (9-CIPF3ONS)	EPA 1633 Draft 3	10123441	Extractable Organics	6/16/2023
6125	a,a-Dimethylphenethylamine	EPA 8270	10185203	Extractable Organics	7/1/2003
5500	Acenaphthene	EPA 625.1	10300024	Extractable Organics	4/4/2018
5500	Acenaphthene	EPA 8270	10185203	Extractable Organics	7/1/2003
5505	Acenaphthylene	EPA 625.1	10300024	Extractable Organics	4/4/2018
5505	Acenaphthylene	EPA 8270	10185203	Extractable Organics	7/1/2003
4315	Acetone	EPA 8260	10184404	Volatile Organics	7/1/2003
4320	Acetonitrile	EPA 8260	10184404	Volatile Organics	7/1/2003
5510	Acetophenone	EPA 8270	10185203	Extractable Organics	7/1/2003
8505	Acifluorfen	EPA 8151	10183003	Extractable Organics	7/30/2007
4325	Acrolein (Propenal)	EPA 624.1	10298121	Volatile Organics	4/4/2018
4325	Acrolein (Propenal)	EPA 8260	10184404	Volatile Organics	7/1/2003
4330	Acrylamide	EPA 8316	10188202	Volatile Organics	9/20/2017
4335	Acrylic acid	SOP SA-LC-074	60048159	Volatile Organics	9/20/2017
4340	Acrylonitrile	EPA 624.1	10298121	Volatile Organics	4/4/2018
4340	Acrylonitrile	EPA 8260	10184404	Volatile Organics	7/1/2003
4345	Adsorbable organic halogens (AOX)	EPA 1650	10125005	General Chemistry	2/6/2002
7025	Aldrin	EPA 608.3	10296614	Pesticides-Herbicides-PCB's	4/4/2018
7025	Aldrin	EPA 8081	10178402	Pesticides-Herbicides-PCB's	7/1/2003
1505	Alkalinity as CaCO3	EPA 310.1	10054805	General Chemistry	2/6/2002
1505	Alkalinity as CaCO3	SM 2320 B	20045607	General Chemistry	2/6/2002
4350	Allyl alcohol	EPA 8015	10173203	Volatile Organics	7/30/2007
4355	Allyl chloride (3-Chloropropene)	EPA 8260	10184404	Volatile Organics	7/1/2003
7110	alpha-BHC (alpha-Hexachlorocyclohexane)	EPA 608.3	10296614	Pesticides-Herbicides-PCB's	4/4/2018
7110	alpha-BHC (alpha-Hexachlorocyclohexane)	EPA 8081	10178402	Pesticides-Herbicides-PCB's	7/1/2003
7240	alpha-Chlordane	EPA 8081	10178402	Pesticides-Herbicides-PCB's	7/1/2003
1000	Aluminum	EPA 200.7	10013806	Metals	2/6/2002
1000	Aluminum	EPA 200.8	10014605	Metals	10/17/2003
1000	Aluminum	EPA 6010	10155201	Metals	7/1/2003
1000	Aluminum	EPA 6020	10156204	Metals	10/17/2003

Clients and Customers are urged to verify the laboratory's current certification status with the Environmental Laboratory Certification Program.

Certification Type **NELAP**

Issue Date: 7/1/2023

Expiration Date: 6/30/2024



Laboratory Scope of Accreditation

Attachment to Certificate #: E87052-74, expiration date June 30, 2024. This listing of accredited analytes should be used only when associated with a valid certificate.

State Laboratory ID: E87052 EPA Lab Code: GA00006 (912) 354-7858

E87052
Eurofins Savannah
5102 LaRoche Avenue
Savannah, GA 31404

Matrix: Non-Potable Water

Analyte#	Analyte	Method/Tech	Method Code	Category	Effective Date
1510	Amenable cyanide	EPA 335.1	10060001	General Chemistry	2/6/2002
1510	Amenable cyanide	EPA 9012	10193201	General Chemistry	7/1/2003
1510	Amenable cyanide	SM 4500-CN- G	20021607	General Chemistry	2/6/2002
4357	a-Methylstyrene	EPA 8260	10184404	Volatile Organics	3/28/2014
1515	Ammonia as N	EPA 350.1	10063602	General Chemistry	2/6/2002
5545	Aniline	EPA 8270	10185203	Extractable Organics	7/1/2003
5555	Anthracene	EPA 625.1	10300024	Extractable Organics	4/4/2018
5555	Anthracene	EPA 8270	10185203	Extractable Organics	7/1/2003
1005	Antimony	EPA 200.7	10013806	Metals	2/6/2002
1005	Antimony	EPA 200.8	10014605	Metals	10/17/2003
1005	Antimony	EPA 6010	10155201	Metals	7/1/2003
1005	Antimony	EPA 6020	10156204	Metals	10/17/2003
5560	Aramite	EPA 8270	10185203	Extractable Organics	7/1/2003
8880	Aroclor-1016 (PCB-1016)	EPA 608.3	10296614	Pesticides-Herbicides-PCB's	4/4/2018
8880	Aroclor-1016 (PCB-1016)	EPA 8082	10179007	Pesticides-Herbicides-PCB's	7/1/2003
8885	Aroclor-1221 (PCB-1221)	EPA 608.3	10296614	Pesticides-Herbicides-PCB's	4/4/2018
8885	Aroclor-1221 (PCB-1221)	EPA 8082	10179007	Pesticides-Herbicides-PCB's	7/1/2003
8890	Aroclor-1232 (PCB-1232)	EPA 608.3	10296614	Pesticides-Herbicides-PCB's	4/4/2018
8890	Aroclor-1232 (PCB-1232)	EPA 8082	10179007	Pesticides-Herbicides-PCB's	7/1/2003
8895	Aroclor-1242 (PCB-1242)	EPA 608.3	10296614	Pesticides-Herbicides-PCB's	4/4/2018
8895	Aroclor-1242 (PCB-1242)	EPA 8082	10179007	Pesticides-Herbicides-PCB's	7/1/2003
8900	Aroclor-1248 (PCB-1248)	EPA 608.3	10296614	Pesticides-Herbicides-PCB's	4/4/2018
8900	Aroclor-1248 (PCB-1248)	EPA 8082	10179007	Pesticides-Herbicides-PCB's	7/1/2003
8905	Aroclor-1254 (PCB-1254)	EPA 608.3	10296614	Pesticides-Herbicides-PCB's	4/4/2018
8905	Aroclor-1254 (PCB-1254)	EPA 8082	10179007	Pesticides-Herbicides-PCB's	7/1/2003
8910	Aroclor-1260 (PCB-1260)	EPA 608.3	10296614	Pesticides-Herbicides-PCB's	4/4/2018
8910	Aroclor-1260 (PCB-1260)	EPA 8082	10179007	Pesticides-Herbicides-PCB's	7/1/2003
8912	Aroclor-1262 (PCB-1262)	EPA 8082	10179007	Pesticides-Herbicides-PCB's	12/4/2020
8913	Aroclor-1268 (PCB-1268)	EPA 8082	10179007	Pesticides-Herbicides-PCB's	12/4/2020
1010	Arsenic	EPA 200.7	10013806	Metals	2/6/2002
1010	Arsenic	EPA 200.8	10014605	Metals	10/17/2003
1010	Arsenic	EPA 6010	10155201	Metals	7/1/2003
1010	Arsenic	EPA 6020	10156204	Metals	10/17/2003
7065	Atrazine	EPA 8270	10185203	Pesticides-Herbicides-PCB's	12/4/2020
1015	Barium	EPA 200.7	10013806	Metals	2/6/2002
1015	Barium	EPA 200.8	10014605	Metals	10/17/2003

Clients and Customers are urged to verify the laboratory's current certification status with the Environmental Laboratory Certification Program.

Certification Type **NELAP**
Issue Date: 7/1/2023 Expiration Date: 6/30/2024



Laboratory Scope of Accreditation

Attachment to Certificate #: E87052-74, expiration date June 30, 2024. This listing of accredited analytes should be used only when associated with a valid certificate.

State Laboratory ID: E87052 EPA Lab Code: GA00006 (912) 354-7858

E87052
Eurofins Savannah
5102 LaRoche Avenue
Savannah, GA 31404

Matrix: Non-Potable Water

Analyte#	Analyte	Method/Tech	Method Code	Category	Effective Date
1015	Barium	EPA 6010	10155201	Metals	7/1/2003
1015	Barium	EPA 6020	10156204	Metals	10/17/2003
8530	Bentazon	EPA 8151	10183003	Extractable Organics	7/30/2007
5570	Benzaldehyde	EPA 8270	10185203	Extractable Organics	12/4/2020
4375	Benzene	EPA 624.1	10298121	Volatile Organics	4/4/2018
4375	Benzene	EPA 8260	10184404	Volatile Organics	7/1/2003
5595	Benzidine	EPA 625.1	10300024	Extractable Organics	4/4/2018
5595	Benzidine	EPA 8270	10185203	Extractable Organics	7/1/2003
5575	Benzo(a)anthracene	EPA 625.1	10300024	Extractable Organics	4/4/2018
5575	Benzo(a)anthracene	EPA 8270	10185203	Extractable Organics	7/1/2003
5580	Benzo(a)pyrene	EPA 625.1	10300024	Extractable Organics	4/4/2018
5580	Benzo(a)pyrene	EPA 8270	10185203	Extractable Organics	7/1/2003
5585	Benzo(b)fluoranthene	EPA 625.1	10300024	Extractable Organics	4/4/2018
5585	Benzo(b)fluoranthene	EPA 8270	10185203	Extractable Organics	7/1/2003
5590	Benzo(g,h,i)perylene	EPA 625.1	10300024	Extractable Organics	4/4/2018
5590	Benzo(g,h,i)perylene	EPA 8270	10185203	Extractable Organics	7/1/2003
5600	Benzo(k)fluoranthene	EPA 625.1	10300024	Extractable Organics	4/4/2018
5600	Benzo(k)fluoranthene	EPA 8270	10185203	Extractable Organics	7/1/2003
5610	Benzoic acid	EPA 8270	10185203	Extractable Organics	7/1/2003
5630	Benzyl alcohol	EPA 8270	10185203	Extractable Organics	7/1/2003
5635	Benzyl chloride	EPA 8260	10184404	Volatile Organics	3/28/2014
1020	Beryllium	EPA 200.7	10013806	Metals	2/6/2002
1020	Beryllium	EPA 200.8	10014605	Metals	10/17/2003
1020	Beryllium	EPA 6010	10155201	Metals	7/1/2003
1020	Beryllium	EPA 6020	10156204	Metals	10/17/2003
7115	beta-BHC (beta-Hexachlorocyclohexane)	EPA 608.3	10296614	Pesticides-Herbicides-PCB's	4/4/2018
7115	beta-BHC (beta-Hexachlorocyclohexane)	EPA 8081	10178402	Pesticides-Herbicides-PCB's	7/1/2003
1530	Biochemical oxygen demand	EPA 405.1	10075602	General Chemistry	2/6/2002
1530	Biochemical oxygen demand	SM 5210 B	20027401	General Chemistry	2/6/2002
6703	Biphenyl (1,1-Biphenyl, BZ 0)	EPA 8270	10185203	Extractable Organics	12/4/2020
5760	bis(2-Chloroethoxy)methane	EPA 625.1	10300024	Extractable Organics	4/4/2018
5760	bis(2-Chloroethoxy)methane	EPA 8270	10185203	Extractable Organics	7/1/2003
5765	bis(2-Chloroethyl) ether	EPA 625.1	10300024	Extractable Organics	4/4/2018
5765	bis(2-Chloroethyl) ether	EPA 8270	10185203	Extractable Organics	7/1/2003
1025	Boron	EPA 200.7	10013806	Metals	2/6/2002
1025	Boron	EPA 200.8	10014605	Metals	1/10/2023

Clients and Customers are urged to verify the laboratory's current certification status with the Environmental Laboratory Certification Program.

Certification Type **NELAP**
Issue Date: 7/1/2023 Expiration Date: 6/30/2024



Laboratory Scope of Accreditation

Attachment to Certificate #: E87052-74, expiration date June 30, 2024. This listing of accredited analytes should be used only when associated with a valid certificate.

State Laboratory ID: E87052 EPA Lab Code: GA00006 (912) 354-7858

E87052
Eurofins Savannah
5102 LaRoche Avenue
Savannah, GA 31404

Matrix: Non-Potable Water

Analyte#	Analyte	Method/Tech	Method Code	Category	Effective Date
1025	Boron	EPA 6010	10155201	Metals	7/1/2003
1025	Boron	EPA 6020	10156204	Metals	1/10/2023
1535	Bromate	EPA 300.0	10053200	General Chemistry	3/22/2013
1535	Bromate	EPA 300.1	10275602	General Chemistry	7/30/2007
1540	Bromide	EPA 300.0	10053200	General Chemistry	2/6/2002
1540	Bromide	EPA 300.1	10275602	General Chemistry	7/30/2007
1540	Bromide	EPA 9056	10199209	General Chemistry	7/1/2003
4385	Bromobenzene	EPA 8260	10184404	Volatile Organics	7/1/2003
4390	Bromochloromethane	EPA 8260	10184404	Volatile Organics	7/1/2003
4395	Bromodichloromethane	EPA 624.1	10298121	Volatile Organics	4/4/2018
4395	Bromodichloromethane	EPA 8260	10184404	Volatile Organics	7/1/2003
4400	Bromoform	EPA 624.1	10298121	Volatile Organics	4/4/2018
4400	Bromoform	EPA 8260	10184404	Volatile Organics	7/1/2003
4406	Butyl Acrylate	EPA 8260	10184404	Volatile Organics	3/28/2014
5670	Butyl benzyl phthalate	EPA 625.1	10300024	Extractable Organics	4/4/2018
5670	Butyl benzyl phthalate	EPA 8270	10185203	Extractable Organics	7/1/2003
1030	Cadmium	EPA 200.7	10013806	Metals	2/6/2002
1030	Cadmium	EPA 200.8	10014605	Metals	10/17/2003
1030	Cadmium	EPA 6010	10155201	Metals	7/1/2003
1030	Cadmium	EPA 6020	10156204	Metals	10/17/2003
1035	Calcium	EPA 200.7	10013806	Metals	2/6/2002
1035	Calcium	EPA 6010	10155201	Metals	7/1/2003
1035	Calcium	EPA 6020	10156204	Metals	10/17/2003
7180	Caprolactam	EPA 8270	10185203	Extractable Organics	12/4/2020
5680	Carbazole	EPA 8270	10185203	Extractable Organics	7/1/2003
4450	Carbon disulfide	EPA 8260	10184404	Volatile Organics	7/1/2003
4455	Carbon tetrachloride	EPA 624.1	10298121	Volatile Organics	4/4/2018
4455	Carbon tetrachloride	EPA 8260	10184404	Volatile Organics	7/1/2003
1555	Carbonaceous BOD (CBOD)	SM 5210 B	20027401	General Chemistry	2/6/2002
1565	Chemical oxygen demand	EPA 410.4	10077404	General Chemistry	2/6/2002
1565	Chemical oxygen demand	SM 5220 D	20027809	General Chemistry	7/30/2007
8540	Chloramben	EPA 8151	10183003	Extractable Organics	7/30/2007
1570	Chlorate	EPA 300.1	10275602	General Chemistry	7/30/2007
7250	Chlordane (tech.)	EPA 608.3	10296614	Pesticides-Herbicides-PCB's	4/4/2018
7250	Chlordane (tech.)	EPA 8081	10178402	Pesticides-Herbicides-PCB's	7/1/2003
1575	Chloride	EPA 300.0	10053200	General Chemistry	2/6/2002

Clients and Customers are urged to verify the laboratory's current certification status with the Environmental Laboratory Certification Program.

Certification Type **NELAP**

Issue Date: 7/1/2023

Expiration Date: 6/30/2024



Laboratory Scope of Accreditation

Attachment to Certificate #: E87052-74, expiration date June 30, 2024. This listing of accredited analytes should be used only when associated with a valid certificate.

State Laboratory ID: E87052 EPA Lab Code: GA00006 (912) 354-7858

E87052
Eurofins Savannah
5102 LaRoche Avenue
Savannah, GA 31404

Matrix: Non-Potable Water

Analyte#	Analyte	Method/Tech	Method Code	Category	Effective Date
1575	Chloride	EPA 325.2	10057202	General Chemistry	2/6/2002
1575	Chloride	EPA 9056	10199209	General Chemistry	7/1/2003
1575	Chloride	EPA 9251	10207406	General Chemistry	7/1/2003
1575	Chloride	SM 4500-Cl ⁻ E	20086004	General Chemistry	7/30/2007
1595	Chlorite	EPA 300.1	10275602	General Chemistry	7/30/2007
4475	Chlorobenzene	EPA 624.1	10298121	Volatile Organics	4/4/2018
4475	Chlorobenzene	EPA 8260	10184404	Volatile Organics	7/1/2003
7260	Chlorobenzilate	EPA 8081	10178402	Pesticides-Herbicides-PCB's	7/1/2003
4485	Chloroethane	EPA 624.1	10298121	Volatile Organics	4/4/2018
4485	Chloroethane	EPA 8260	10184404	Volatile Organics	7/1/2003
4505	Chloroform	EPA 624.1	10298121	Volatile Organics	4/4/2018
4505	Chloroform	EPA 8260	10184404	Volatile Organics	7/1/2003
4525	Chloroprene	EPA 8260	10184404	Volatile Organics	7/1/2003
1040	Chromium	EPA 200.7	10013806	Metals	2/6/2002
1040	Chromium	EPA 200.8	10014605	Metals	10/17/2003
1040	Chromium	EPA 6010	10155201	Metals	7/1/2003
1040	Chromium	EPA 6020	10156204	Metals	10/17/2003
1045	Chromium VI	EPA 7196	10162206	Metals	7/30/2007
1045	Chromium VI	SM 3500-Cr B (20th/21st/22nd Ed.)/UV-VIS	20066255	General Chemistry	4/18/2011
1045	Chromium VI	SM 3500-Cr D (18th/19th Ed.)/UV-VIS	20009001	General Chemistry	2/6/2002
5855	Chrysene	EPA 625.1	10300024	Extractable Organics	4/4/2018
5855	Chrysene	EPA 8270	10185203	Extractable Organics	7/1/2003
4645	cis-1,2-Dichloroethylene	EPA 8260	10184404	Volatile Organics	7/1/2003
4680	cis-1,3-Dichloropropene	EPA 624.1	10298121	Volatile Organics	4/4/2018
4680	cis-1,3-Dichloropropene	EPA 8260	10184404	Volatile Organics	7/1/2003
1050	Cobalt	EPA 200.7	10013806	Metals	2/6/2002
1050	Cobalt	EPA 200.8	10014605	Metals	10/17/2003
1050	Cobalt	EPA 6010	10155201	Metals	7/1/2003
1050	Cobalt	EPA 6020	10156204	Metals	10/17/2003
1605	Color	EPA 110.2	10005604	General Chemistry	2/6/2002
1605	Color	SM 2120 B	20039309	General Chemistry	7/30/2007
1610	Conductivity	EPA 120.1	10006403	General Chemistry	2/6/2002
1610	Conductivity	EPA 9050	10198604	General Chemistry	7/30/2007
1610	Conductivity	SM 2510 B	20048606	General Chemistry	7/30/2007
1055	Copper	EPA 200.7	10013806	Metals	2/6/2002

Clients and Customers are urged to verify the laboratory's current certification status with the Environmental Laboratory Certification Program. Certification Type **NELAP**
Issue Date: 7/1/2023 Expiration Date: 6/30/2024



Laboratory Scope of Accreditation

Attachment to Certificate #: E87052-74, expiration date June 30, 2024. This listing of accredited analytes should be used only when associated with a valid certificate.

State Laboratory ID: E87052 EPA Lab Code: GA00006 (912) 354-7858

E87052
Eurofins Savannah
5102 LaRoche Avenue
Savannah, GA 31404

Matrix: Non-Potable Water

Analyte#	Analyte	Method/Tech	Method Code	Category	Effective Date
6135	Dimethyl phthalate	EPA 8270	10185203	Extractable Organics	7/1/2003
5925	Di-n-butyl phthalate	EPA 625.1	10300024	Extractable Organics	4/4/2018
5925	Di-n-butyl phthalate	EPA 8270	10185203	Extractable Organics	7/1/2003
6200	Di-n-octyl phthalate	EPA 625.1	10300024	Extractable Organics	4/4/2018
6200	Di-n-octyl phthalate	EPA 8270	10185203	Extractable Organics	7/1/2003
8620	Dinoseb (2-sec-butyl-4,6-dinitrophenol, DNBP)	EPA 615	10105609	Pesticides-Herbicides-PCB's	2/6/2002
8620	Dinoseb (2-sec-butyl-4,6-dinitrophenol, DNBP)	EPA 8151	10183003	Pesticides-Herbicides-PCB's	7/1/2003
8620	Dinoseb (2-sec-butyl-4,6-dinitrophenol, DNBP)	EPA 8270	10185203	Pesticides-Herbicides-PCB's	7/1/2003
8625	Disulfoton	EPA 8270	10185203	Pesticides-Herbicides-PCB's	7/1/2003
7510	Endosulfan I	EPA 608.3	10296614	Pesticides-Herbicides-PCB's	4/4/2018
7510	Endosulfan I	EPA 8081	10178402	Pesticides-Herbicides-PCB's	7/1/2003
7515	Endosulfan II	EPA 608.3	10296614	Pesticides-Herbicides-PCB's	4/4/2018
7515	Endosulfan II	EPA 8081	10178402	Pesticides-Herbicides-PCB's	7/1/2003
7520	Endosulfan sulfate	EPA 608.3	10296614	Pesticides-Herbicides-PCB's	4/4/2018
7520	Endosulfan sulfate	EPA 8081	10178402	Pesticides-Herbicides-PCB's	7/1/2003
7540	Endrin	EPA 608.3	10296614	Pesticides-Herbicides-PCB's	4/4/2018
7540	Endrin	EPA 8081	10178402	Pesticides-Herbicides-PCB's	7/1/2003
7530	Endrin aldehyde	EPA 608.3	10296614	Pesticides-Herbicides-PCB's	4/4/2018
7530	Endrin aldehyde	EPA 8081	10178402	Pesticides-Herbicides-PCB's	7/1/2003
7535	Endrin ketone	EPA 8081	10178402	Pesticides-Herbicides-PCB's	9/29/2020
2520	Enterococci	SM 9230 D-2013	20219696	Microbiology	1/10/2023
2525	Escherichia coli	SM 9223 B /QUANTI-TRAY	20211603	Microbiology	1/10/2023
4747	Ethane	RSK-175	10212905	Volatile Organics	12/2/2005
4750	Ethanol	EPA 8015	10173203	Volatile Organics	7/1/2003
4750	Ethanol	EPA 8260	10184404	Volatile Organics	4/18/2011
4755	Ethyl acetate	EPA 1666	10128208	Volatile Organics	7/30/2007
4755	Ethyl acetate	EPA 8015	10173203	Volatile Organics	7/1/2003
4755	Ethyl acetate	EPA 8260	10184404	Volatile Organics	3/28/2014
4760	Ethyl acrylate	EPA 8260	10184404	Volatile Organics	3/28/2014
4810	Ethyl methacrylate	EPA 8260	10184404	Volatile Organics	7/1/2003
6260	Ethyl methanesulfonate	EPA 8270	10185203	Extractable Organics	7/1/2003
4765	Ethylbenzene	EPA 624.1	10298121	Volatile Organics	4/4/2018
4765	Ethylbenzene	EPA 8260	10184404	Volatile Organics	7/1/2003
4752	Ethylene	RSK-175	10212905	Volatile Organics	12/2/2005

Clients and Customers are urged to verify the laboratory's current certification status with the Environmental Laboratory Certification Program.

Certification Type **NELAP**
Issue Date: 7/1/2023 Expiration Date: 6/30/2024



Laboratory Scope of Accreditation

Attachment to Certificate #: E87052-74, expiration date June 30, 2024. This listing of accredited analytes should be used only when associated with a valid certificate.

State Laboratory ID: E87052 EPA Lab Code: GA00006 (912) 354-7858

E87052
Eurofins Savannah
5102 LaRoche Avenue
Savannah, GA 31404

Matrix: Non-Potable Water

Analyte#	Analyte	Method/Tech	Method Code	Category	Effective Date
4785	Ethylene glycol	EPA 8015	10173203	Volatile Organics	7/30/2007
4770	Ethyl-t-butylether (ETBE)	EPA 8260	10184404	Volatile Organics	3/28/2014
7580	Famphur	EPA 8270	10185203	Pesticides-Herbicides-PCB's	7/1/2003
2530	Fecal coliforms	COLILERT®-18 (Fecal Coliforms)	60002688	Microbiology	1/10/2023
6265	Fluoranthene	EPA 625.1	10300024	Extractable Organics	4/4/2018
6265	Fluoranthene	EPA 8270	10185203	Extractable Organics	7/1/2003
6270	Fluorene	EPA 625.1	10300024	Extractable Organics	4/4/2018
6270	Fluorene	EPA 8270	10185203	Extractable Organics	7/1/2003
1730	Fluoride	EPA 300.0	10053200	General Chemistry	2/6/2002
1730	Fluoride	EPA 9056	10199209	General Chemistry	7/1/2003
4774	Furan	EPA 8260	10184404	Volatile Organics	3/28/2014
7120	gamma-BHC (Lindane, gamma-Hexachlorocyclohexane)	EPA 608.3	10296614	Pesticides-Herbicides-PCB's	4/4/2018
7120	gamma-BHC (Lindane, gamma-Hexachlorocyclohexane)	EPA 8081	10178402	Pesticides-Herbicides-PCB's	7/1/2003
7245	gamma-Chlordane	EPA 8081	10178402	Pesticides-Herbicides-PCB's	7/1/2003
9408	Gasoline range organics (GRO)	EPA 8015	10173203	Extractable Organics	7/1/2003
1750	Hardness	EPA 130.2	10007202	General Chemistry	11/18/2008
1750	Hardness	SM 2340 B	20046600	General Chemistry	2/6/2002
1750	Hardness	SM 2340 C	20047603	General Chemistry	11/18/2008
1760	Hardness (calc.)	EPA 200.7	10013806	Metals	7/30/2007
7685	Heptachlor	EPA 608.3	10296614	Pesticides-Herbicides-PCB's	4/4/2018
7685	Heptachlor	EPA 8081	10178402	Pesticides-Herbicides-PCB's	7/1/2003
7690	Heptachlor epoxide	EPA 608.3	10296614	Pesticides-Herbicides-PCB's	4/4/2018
7690	Heptachlor epoxide	EPA 8081	10178402	Pesticides-Herbicides-PCB's	7/1/2003
6275	Hexachlorobenzene	EPA 625.1	10300024	Extractable Organics	4/4/2018
6275	Hexachlorobenzene	EPA 8270	10185203	Pesticides-Herbicides-PCB's	7/1/2003
4835	Hexachlorobutadiene	EPA 625.1	10300024	Extractable Organics	4/4/2018
4835	Hexachlorobutadiene	EPA 8260	10184404	Volatile Organics	7/1/2003
4835	Hexachlorobutadiene	EPA 8270	10185203	Extractable Organics	7/1/2003
6285	Hexachlorocyclopentadiene	EPA 625.1	10300024	Extractable Organics	4/4/2018
6285	Hexachlorocyclopentadiene	EPA 8270	10185203	Extractable Organics	7/1/2003
4840	Hexachloroethane	EPA 625.1	10300024	Extractable Organics	4/4/2018
4840	Hexachloroethane	EPA 8270	10185203	Extractable Organics	7/1/2003
6290	Hexachlorophene	EPA 8270	10185203	Extractable Organics	7/1/2003
6295	Hexachloropropene	EPA 8270	10185203	Extractable Organics	7/1/2003



Laboratory Scope of Accreditation

Attachment to Certificate #: E87052-74, expiration date June 30, 2024. This listing of accredited analytes should be used only when associated with a valid certificate.

State Laboratory ID: E87052 EPA Lab Code: GA00006 (912) 354-7858

E87052
Eurofins Savannah
5102 LaRoche Avenue
Savannah, GA 31404

Matrix: Non-Potable Water

Analyte#	Analyte	Method/Tech	Method Code	Category	Effective Date
9460	Hexafluoropropylene Oxide Dimer Acid (HFPO-DA, GenX)	EPA 1633 Draft 3	10123441	Extractable Organics	6/16/2023
1780	Ignitability	EPA 1010	10116606	General Chemistry	9/15/2022
6315	Indeno(1,2,3-cd)pyrene	EPA 625.1	10300024	Extractable Organics	4/4/2018
6315	Indeno(1,2,3-cd)pyrene	EPA 8270	10185203	Extractable Organics	7/1/2003
4870	Iodomethane (Methyl iodide)	EPA 8260	10184404	Volatile Organics	7/1/2003
1070	Iron	EPA 200.7	10013806	Metals	2/6/2002
1070	Iron	EPA 6010	10155201	Metals	7/1/2003
1070	Iron	EPA 6020	10156204	Metals	10/17/2003
4875	Isobutyl alcohol (2-Methyl-1-propanol)	EPA 8015	10173203	Volatile Organics	7/30/2007
4875	Isobutyl alcohol (2-Methyl-1-propanol)	EPA 8260	10184404	Volatile Organics	7/1/2003
7725	Isodrin	EPA 8081	10178402	Pesticides-Herbicides-PCB's	7/1/2003
6320	Isophorone	EPA 625.1	10300024	Extractable Organics	4/4/2018
6320	Isophorone	EPA 8270	10185203	Extractable Organics	7/1/2003
4890	Isopropyl acetate	EPA 1666	10128208	Volatile Organics	7/30/2007
4895	Isopropyl alcohol (2-Propanol)	EPA 8015	10173203	Volatile Organics	7/30/2007
4900	Isopropylbenzene	EPA 8260	10184404	Volatile Organics	7/1/2003
6325	Isosafrole	EPA 8270	10185203	Extractable Organics	7/1/2003
7740	Kepone	EPA 8081	10178402	Pesticides-Herbicides-PCB's	7/1/2003
1795	Kjeldahl nitrogen - total	EPA 351.2	10065404	General Chemistry	2/6/2002
1075	Lead	EPA 200.7	10013806	Metals	2/6/2002
1075	Lead	EPA 200.8	10014605	Metals	10/17/2003
1075	Lead	EPA 6010	10155201	Metals	7/1/2003
1075	Lead	EPA 6020	10156204	Metals	10/17/2003
1080	Lithium	EPA 200.7	10013806	Metals	9/15/2022
1080	Lithium	EPA 200.8	10014605	Metals	1/10/2023
1080	Lithium	EPA 6010	10155201	Metals	9/15/2022
1080	Lithium	EPA 6020	10156204	Metals	1/10/2023
5240	m+p-Xylenes	EPA 8260	10184404	Volatile Organics	7/30/2007
1085	Magnesium	EPA 200.7	10013806	Metals	2/6/2002
1085	Magnesium	EPA 6010	10155201	Metals	7/1/2003
1085	Magnesium	EPA 6020	10156204	Metals	10/17/2003
1090	Manganese	EPA 200.7	10013806	Metals	2/6/2002
1090	Manganese	EPA 200.8	10014605	Metals	10/17/2003
1090	Manganese	EPA 6010	10155201	Metals	7/1/2003
1090	Manganese	EPA 6020	10156204	Metals	10/17/2003
7775	MCPA	EPA 615	10105609	Pesticides-Herbicides-PCB's	2/6/2002



Laboratory Scope of Accreditation

Attachment to Certificate #: E87052-74, expiration date June 30, 2024. This listing of accredited analytes should be used only when associated with a valid certificate.

State Laboratory ID: E87052 EPA Lab Code: GA00006 (912) 354-7858

E87052
Eurofins Savannah
5102 LaRoche Avenue
Savannah, GA 31404

Matrix: Non-Potable Water

Analyte#	Analyte	Method/Tech	Method Code	Category	Effective Date
7775	MCPA	EPA 8151	10183003	Pesticides-Herbicides-PCB's	7/1/2003
7780	MCPP	EPA 615	10105609	Pesticides-Herbicides-PCB's	2/6/2002
7780	MCPP	EPA 8151	10183003	Pesticides-Herbicides-PCB's	7/1/2003
1095	Mercury	EPA 200.8	10014605	Metals	10/17/2003
1095	Mercury	EPA 245.1	10036609	Metals	2/6/2002
1095	Mercury	EPA 6020	10156204	Metals	10/17/2003
1095	Mercury	EPA 7470	10165603	Metals	7/1/2003
4925	Methacrylonitrile	EPA 8260	10184404	Volatile Organics	7/1/2003
4926	Methane	RSK-175	10212905	Volatile Organics	12/2/2005
4930	Methanol	EPA 8015	10173203	Volatile Organics	7/30/2007
6345	Methapyrilene	EPA 8270	10185203	Extractable Organics	7/1/2003
7810	Methoxychlor	EPA 608.3	10296614	Pesticides-Herbicides-PCB's	12/4/2020
7810	Methoxychlor	EPA 8081	10178402	Pesticides-Herbicides-PCB's	7/1/2003
4940	Methyl acetate	EPA 8260	10184404	Volatile Organics	12/4/2020
4950	Methyl bromide (Bromomethane)	EPA 624.1	10298121	Volatile Organics	4/4/2018
4950	Methyl bromide (Bromomethane)	EPA 8260	10184404	Volatile Organics	7/1/2003
4960	Methyl chloride (Chloromethane)	EPA 624.1	10298121	Volatile Organics	4/4/2018
4960	Methyl chloride (Chloromethane)	EPA 8260	10184404	Volatile Organics	7/1/2003
4990	Methyl methacrylate	EPA 8260	10184404	Volatile Organics	7/1/2003
6375	Methyl methanesulfonate	EPA 8270	10185203	Extractable Organics	7/1/2003
7825	Methyl parathion (Parathion, methyl)	EPA 8270	10185203	Pesticides-Herbicides-PCB's	7/1/2003
5000	Methyl tert-butyl ether (MTBE)	EPA 8260	10184404	Volatile Organics	7/1/2003
4965	Methylcyclohexane	EPA 8260	10184404	Volatile Organics	12/4/2020
4975	Methylene chloride	EPA 624.1	10298121	Volatile Organics	4/4/2018
4975	Methylene chloride	EPA 8260	10184404	Volatile Organics	7/1/2003
7870	Mirex	EPA 8081	10178402	Pesticides-Herbicides-PCB's	7/30/2007
1100	Molybdenum	EPA 200.7	10013806	Metals	2/6/2002
1100	Molybdenum	EPA 200.8	10014605	Metals	10/17/2003
1100	Molybdenum	EPA 6010	10155201	Metals	7/1/2003
1100	Molybdenum	EPA 6020	10156204	Metals	7/30/2007
4360	n-Amyl acetate	EPA 1666	10128208	Volatile Organics	7/30/2007
5005	Naphthalene	EPA 624.1	10298121	Volatile Organics	9/15/2022
5005	Naphthalene	EPA 625.1	10300024	Extractable Organics	4/4/2018
5005	Naphthalene	EPA 8260	10184404	Volatile Organics	7/1/2003
5005	Naphthalene	EPA 8270	10185203	Extractable Organics	7/1/2003
4403	n-Butyl Acetate	EPA 1666	10128208	Volatile Organics	7/30/2007

Clients and Customers are urged to verify the laboratory's current certification status with the Environmental Laboratory Certification Program.

Certification Type **NELAP**
Issue Date: 7/1/2023 Expiration Date: 6/30/2024



Laboratory Scope of Accreditation

Attachment to Certificate #: E87052-74, expiration date June 30, 2024. This listing of accredited analytes should be used only when associated with a valid certificate.

State Laboratory ID: E87052 EPA Lab Code: GA00006 (912) 354-7858

E87052
Eurofins Savannah
5102 LaRoche Avenue
Savannah, GA 31404

Matrix: Non-Potable Water

Analyte#	Analyte	Method/Tech	Method Code	Category	Effective Date
4403	n-Butyl Acetate	EPA 8260	10184404	Volatile Organics	3/28/2014
4425	n-Butyl alcohol	EPA 8015	10173203	Volatile Organics	7/30/2007
4425	n-Butyl alcohol	EPA 8260	10184404	Volatile Organics	3/28/2014
4435	n-Butylbenzene	EPA 8260	10184404	Volatile Organics	7/1/2003
9395	N-Ethylperfluorooctane sulfonamide (N-EtFOSA)	EPA 1633 Draft 3	10123441	Extractable Organics	6/16/2023
9431	N-ethylperfluoro-octane sulfonamido ethanol (EtFOSE)	EPA 1633 Draft 3	10123441	Extractable Organics	6/16/2023
1105	Nickel	EPA 200.7	10013806	Metals	2/6/2002
1105	Nickel	EPA 200.8	10014605	Metals	10/17/2003
1105	Nickel	EPA 6010	10155201	Metals	7/1/2003
1105	Nickel	EPA 6020	10156204	Metals	10/17/2003
1805	Nitrate	EPA 9056	10199209	General Chemistry	7/1/2003
1810	Nitrate as N	EPA 300.0	10053200	General Chemistry	2/6/2002
1810	Nitrate as N	EPA 353.2	10067604	General Chemistry	2/6/2002
1820	Nitrate-nitrite	EPA 300.0	10053200	General Chemistry	2/6/2002
1820	Nitrate-nitrite	EPA 353.2	10067604	General Chemistry	2/6/2002
1835	Nitrite	EPA 9056	10199209	General Chemistry	7/1/2003
1840	Nitrite as N	EPA 300.0	10053200	General Chemistry	2/6/2002
1840	Nitrite as N	EPA 353.2	10067604	General Chemistry	2/6/2002
5015	Nitrobenzene	EPA 625.1	10300024	Extractable Organics	4/4/2018
5015	Nitrobenzene	EPA 8270	10185203	Extractable Organics	7/1/2003
9433	N-Methylperfluorooctane sulfonamide (MeFOSA)	EPA 1633 Draft 3	10123441	Extractable Organics	6/16/2023
9434	N-Methylperfluorooctane sulfonamido ethano (MeFOSE)	EPA 1633 Draft 3	10123441	Extractable Organics	6/16/2023
6525	n-Nitrosodiethylamine	EPA 8270	10185203	Extractable Organics	7/1/2003
6530	n-Nitrosodimethylamine	EPA 625.1	10300024	Extractable Organics	4/4/2018
6530	n-Nitrosodimethylamine	EPA 8270	10185203	Extractable Organics	7/1/2003
5025	n-Nitroso-di-n-butylamine	EPA 8270	10185203	Extractable Organics	7/1/2003
6545	n-Nitrosodi-n-propylamine	EPA 625.1	10300024	Extractable Organics	4/4/2018
6545	n-Nitrosodi-n-propylamine	EPA 8270	10185203	Extractable Organics	7/1/2003
6535	n-Nitrosodiphenylamine	EPA 625.1	10300024	Extractable Organics	4/4/2018
6535	n-Nitrosodiphenylamine	EPA 8270	10185203	Extractable Organics	7/1/2003
6550	n-Nitrosomethylethylamine	EPA 8270	10185203	Extractable Organics	7/1/2003
6555	n-Nitrosomorpholine	EPA 8270	10185203	Extractable Organics	7/1/2003
6560	n-Nitrosopiperidine	EPA 8270	10185203	Extractable Organics	7/1/2003
6565	n-Nitrosopyrrolidine	EPA 8270	10185203	Extractable Organics	7/1/2003

Clients and Customers are urged to verify the laboratory's current certification status with the Environmental Laboratory Certification Program.

Certification Type **NELAP**
Issue Date: 7/1/2023 Expiration Date: 6/30/2024



Laboratory Scope of Accreditation

Attachment to Certificate #: E87052-74, expiration date June 30, 2024. This listing of accredited analytes should be used only when associated with a valid certificate.

State Laboratory ID: E87052 EPA Lab Code: GA00006 (912) 354-7858

E87052
Eurofins Savannah
5102 LaRoche Avenue
Savannah, GA 31404

Matrix: Non-Potable Water

Analyte#	Analyte	Method/Tech	Method Code	Category	Effective Date
6956	Nonfluoro-3,6-dioxaheptanoic Acid (NFDHA)	EPA 1633 Draft 3	10123441	Extractable Organics	6/16/2023
5055	n-Propanol (1-Propanol)	EPA 8015	10173203	Volatile Organics	7/30/2007
5090	n-Propylbenzene	EPA 8260	10184404	Volatile Organics	7/1/2003
8290	o,o,o-Triethyl phosphorothioate	EPA 8270	10185203	Pesticides-Herbicides-PCB's	7/1/2003
1860	Oil & Grease	EPA 1664A	10127807	General Chemistry	12/2/2015
1865	Organic nitrogen	TKN minus AMMONIA	60034437	General Chemistry	7/30/2007
1870	Orthophosphate as P	EPA 365.1	10070005	General Chemistry	11/18/2008
1870	Orthophosphate as P	SM 4500-P F	20026000	General Chemistry	11/18/2008
5145	o-Toluidine	EPA 8270	10185203	Extractable Organics	7/1/2003
5250	o-Xylene	EPA 8260	10184404	Volatile Organics	7/30/2007
7955	Parathion, ethyl	EPA 8270	10185203	Pesticides-Herbicides-PCB's	7/1/2003
6590	Pentachlorobenzene	EPA 8270	10185203	Extractable Organics	7/1/2003
5035	Pentachloroethane	EPA 8260	10184404	Volatile Organics	7/1/2003
6600	Pentachloronitrobenzene (Quintozene)	EPA 8270	10185203	Extractable Organics	7/1/2003
6605	Pentachlorophenol	EPA 625.1	10300024	Extractable Organics	4/4/2018
6605	Pentachlorophenol	EPA 8151	10183003	Pesticides-Herbicides-PCB's	7/1/2003
6605	Pentachlorophenol	EPA 8270	10185203	Extractable Organics	7/1/2003
6957	Perfluoro(2-ethoxyethane) Sulfonic Acid (PFEESA)	EPA 1633 Draft 3	10123441	Extractable Organics	6/16/2023
6965	Perfluoro-3-methoxypropanoic Acid (PFMPA)	EPA 1633 Draft 3	10123441	Extractable Organics	6/16/2023
6966	Perfluoro-4-methoxybutanoic Acid (PFMBA)	EPA 1633 Draft 3	10123441	Extractable Organics	6/16/2023
6918	Perfluorobutane Sulfonic Acid (PFBS, Perfluorobutane Sulfonate)	EPA 1633 Draft 3	10123441	Extractable Organics	6/16/2023
373	Perfluorobutanoic acid (PFBA)	EPA 1633 Draft 3	10123441	Extractable Organics	6/16/2023
6920	Perfluorodecane Sulfonic Acid (PFDS, Perfluorodecane Sulfonate)	EPA 1633 Draft 3	10123441	Extractable Organics	6/16/2023
379	Perfluorodecanoic acid (PFDA)	EPA 1633 Draft 3	10123441	Extractable Organics	6/16/2023
6923	Perfluorododecane Sulfonic Acid (PFDoS, Perfluorododecane Sulfonate)	EPA 1633 Draft 3	10123441	Extractable Organics	6/16/2023
385	Perfluorododecanoic acid (PFDOA)	EPA 1633 Draft 3	10123441	Extractable Organics	6/16/2023
9470	Perfluoroheptane Sulfonic Acid (PFHps)	EPA 1633 Draft 3	10123441	Extractable Organics	6/16/2023
376	Perfluoroheptanoic acid (PFHpA)	EPA 1633 Draft 3	10123441	Extractable Organics	6/16/2023
6927	Perfluorohexane Sulfonic Acid (PFHxS)	EPA 1633 Draft 3	10123441	Extractable Organics	6/16/2023
375	Perfluorohexanoic acid (PFHxA)	EPA 1633 Draft 3	10123441	Extractable Organics	6/16/2023
6929	Perfluorononane Sulfonic Acid (PFNS, Perfluorononane Sulfonate)	EPA 1633 Draft 3	10123441	Extractable Organics	6/16/2023
378	Perfluorononanoic acid (PFNA)	EPA 1633 Draft 3	10123441	Extractable Organics	6/16/2023
6917	Perfluorooctane sulfonamide (PFOSA)	EPA 1633 Draft 3	10123441	Extractable Organics	6/16/2023

Clients and Customers are urged to verify the laboratory's current certification status with the Environmental Laboratory Certification Program.

Certification Type **NELAP**
Issue Date: 7/1/2023 Expiration Date: 6/30/2024



Laboratory Scope of Accreditation

Attachment to Certificate #: E87052-74, expiration date June 30, 2024. This listing of accredited analytes should be used only when associated with a valid certificate.

State Laboratory ID: E87052 EPA Lab Code: GA00006 (912) 354-7858

E87052
Eurofins Savannah
5102 LaRoche Avenue
Savannah, GA 31404

Matrix: Non-Potable Water

Analyte#	Analyte	Method/Tech	Method Code	Category	Effective Date
6931	Perfluorooctane sulfonic acid (PFOS, Perfluoro-octane Sulfonate)	EPA 1633 Draft 3	10123441	Extractable Organics	6/16/2023
6912	Perfluoro-octanoic Acid (PFOA, Perfluoro-octanoate)	EPA 1633 Draft 3	10123441	Extractable Organics	6/16/2023
6934	Perfluoropentane Sulfonic Acid (PFPeS, Perfluoropentane Sulfonate)	EPA 1633 Draft 3	10123441	Extractable Organics	6/16/2023
374	Perfluoropentanoic acid (PFPeA)	EPA 1633 Draft 3	10123441	Extractable Organics	6/16/2023
6902	Perfluorotetradecanoic acid (PFTDA)	EPA 1633 Draft 3	10123441	Extractable Organics	6/16/2023
9563	Perfluorotridecanoic acid (PFTrDA)	EPA 1633 Draft 3	10123441	Extractable Organics	6/16/2023
384	Perfluoroundecanoic acid (PFUnDA)	EPA 1633 Draft 3	10123441	Extractable Organics	6/16/2023
1900	pH	EPA 150.1	10008409	General Chemistry	2/6/2002
1900	pH	EPA 9040	10196802	General Chemistry	7/1/2003
1900	pH	SM 4500-H+-B	20105219	General Chemistry	7/30/2007
6610	Phenacetin	EPA 8270	10185203	Extractable Organics	7/1/2003
6615	Phenanthrene	EPA 625.1	10300024	Extractable Organics	4/4/2018
6615	Phenanthrene	EPA 8270	10185203	Extractable Organics	7/1/2003
6625	Phenol	EPA 625.1	10300024	Extractable Organics	4/4/2018
6625	Phenol	EPA 8270	10185203	Extractable Organics	7/1/2003
7985	Phorate	EPA 8270	10185203	Pesticides-Herbicides-PCB's	7/1/2003
1910	Phosphorus, total	EPA 200.7	10013806	Metals	1/10/2023
1910	Phosphorus, total	EPA 365.4	10071202	General Chemistry	2/6/2002
1910	Phosphorus, total	EPA 6010	10155201	Metals	1/10/2023
8645	Picloram	EPA 8151	10183003	Extractable Organics	7/30/2007
4910	p-Isopropyltoluene	EPA 8260	10184404	Volatile Organics	7/1/2003
1125	Potassium	EPA 200.7	10013806	Metals	2/6/2002
1125	Potassium	EPA 6010	10155201	Metals	7/1/2003
1125	Potassium	EPA 6020	10156204	Metals	10/17/2003
6650	Pronamide (Kerb)	EPA 8270	10185203	Extractable Organics	7/1/2003
5080	Propionitrile (Ethyl cyanide)	EPA 8260	10184404	Volatile Organics	7/1/2003
6665	Pyrene	EPA 625.1	10300024	Extractable Organics	4/4/2018
6665	Pyrene	EPA 8270	10185203	Extractable Organics	7/1/2003
5095	Pyridine	EPA 8270	10185203	Extractable Organics	7/1/2003
1945	Residual free chlorine	EPA 330.3	10058807	General Chemistry	2/6/2002
1955	Residue-filterable (TDS)	EPA 160.1	10009208	General Chemistry	2/6/2002
1955	Residue-filterable (TDS)	SM 2540 C	20050402	General Chemistry	7/30/2007
1960	Residue-nonfilterable (TSS)	EPA 160.2	10009606	General Chemistry	2/6/2002
1960	Residue-nonfilterable (TSS)	SM 2540 D	20004802	General Chemistry	7/30/2007
1965	Residue-settleable	EPA 160.5	10010807	General Chemistry	2/6/2002

Clients and Customers are urged to verify the laboratory's current certification status with the Environmental Laboratory Certification Program.

Certification Type **NELAP**

Issue Date: 7/1/2023

Expiration Date: 6/30/2024



Laboratory Scope of Accreditation

Attachment to Certificate #: E87052-74, expiration date June 30, 2024. This listing of accredited analytes should be used only when associated with a valid certificate.

State Laboratory ID: E87052 EPA Lab Code: GA00006 (912) 354-7858

E87052
Eurofins Savannah
5102 LaRoche Avenue
Savannah, GA 31404

Matrix: Non-Potable Water

Analyte#	Analyte	Method/Tech	Method Code	Category	Effective Date
2015	Sulfite-SO3	SM 4500-SO3 B	20026806	General Chemistry	9/15/2022
8155	Sulfotepp	EPA 8270	10185203	Pesticides-Herbicides-PCB's	7/1/2003
4370	T-amylmethylether (TAME)	EPA 8260	10184404	Volatile Organics	3/28/2014
4368	tert-Amyl Alcohol	EPA 8260	10184404	Volatile Organics	9/14/2021
4420	tert-Butyl alcohol (2-Methyl-2-propanol)	EPA 8015	10173203	Volatile Organics	7/30/2007
4420	tert-Butyl alcohol (2-Methyl-2-propanol)	EPA 8260	10184404	Volatile Organics	7/30/2007
9557	tert-Butyl Formate	EPA 8260	10184404	Volatile Organics	9/14/2021
4445	tert-Butylbenzene	EPA 8260	10184404	Volatile Organics	7/1/2003
5115	Tetrachloroethylene (Perchloroethylene)	EPA 624.1	10298121	Volatile Organics	4/4/2018
5115	Tetrachloroethylene (Perchloroethylene)	EPA 8260	10184404	Volatile Organics	7/1/2003
1165	Thallium	EPA 200.7	10013806	Metals	2/6/2002
1165	Thallium	EPA 200.8	10014605	Metals	10/17/2003
1165	Thallium	EPA 6010	10155201	Metals	7/1/2003
1165	Thallium	EPA 6020	10156204	Metals	10/17/2003
8235	Thionazin (Zinophos)	EPA 8270	10185203	Pesticides-Herbicides-PCB's	7/1/2003
1175	Tin	EPA 200.7	10013806	Metals	2/6/2002
1175	Tin	EPA 200.8	10014605	Metals	1/10/2023
1175	Tin	EPA 6010	10155201	Metals	7/1/2003
1175	Tin	EPA 6020	10156204	Metals	1/10/2023
1180	Titanium	EPA 200.7	10013806	Metals	2/6/2002
1180	Titanium	EPA 6010	10155201	General Chemistry	7/30/2007
5140	Toluene	EPA 624.1	10298121	Volatile Organics	4/4/2018
5140	Toluene	EPA 8260	10184404	Volatile Organics	7/1/2003
2500	Total coliforms	SM 9223 B /QUANTI-TRAY	20211603	Microbiology	1/10/2023
1645	Total cyanide	EPA 9012	10193201	General Chemistry	7/1/2003
1825	Total nitrate-nitrite	EPA 9056	10199209	General Chemistry	7/1/2003
2040	Total organic carbon	EPA 415.1	10078407	General Chemistry	2/6/2002
2040	Total organic carbon	EPA 9060	10200201	General Chemistry	7/1/2003
2040	Total organic carbon	SM 5310 B	20137819	General Chemistry	7/30/2007
2045	Total organic halides (TOX)	EPA 9020	10194000	General Chemistry	7/1/2003
2050	Total Petroleum Hydrocarbons (TPH)	EPA 1664A	10127807	General Chemistry	2/6/2002
2050	Total Petroleum Hydrocarbons (TPH)	FL-PRO	90015808	Extractable Organics	9/15/2022
1905	Total phenolics	EPA 420.1	10079400	General Chemistry	2/6/2002
1905	Total phenolics	EPA 9065	10200405	General Chemistry	7/1/2003
1940	Total residual chlorine	SM 4500 Cl B	20018808	General Chemistry	11/18/2008
8250	Toxaphene (Chlorinated camphene)	EPA 608.3	10296614	Pesticides-Herbicides-PCB's	4/4/2018



Laboratory Scope of Accreditation

Attachment to Certificate #: E87052-74, expiration date June 30, 2024. This listing of accredited analytes should be used only when associated with a valid certificate.

State Laboratory ID: E87052 EPA Lab Code: GA00006 (912) 354-7858

E87052
Eurofins Savannah
5102 LaRoche Avenue
Savannah, GA 31404

Matrix: Non-Potable Water

Analyte#	Analyte	Method/Tech	Method Code	Category	Effective Date
8250	Toxaphene (Chlorinated camphene)	EPA 8081	10178402	Pesticides-Herbicides-PCB's	7/1/2003
4700	trans-1,2-Dichloroethylene	EPA 624.1	10298121	Volatile Organics	4/4/2018
4700	trans-1,2-Dichloroethylene	EPA 8260	10184404	Volatile Organics	7/1/2003
4685	trans-1,3-Dichloropropene	EPA 624.1	10298121	Volatile Organics	4/4/2018
4685	trans-1,3-Dichloropropene	EPA 8260	10184404	Volatile Organics	7/1/2003
4605	trans-1,4-Dichloro-2-butene	EPA 8260	10184404	Volatile Organics	7/30/2007
5170	Trichloroethene (Trichloroethylene)	EPA 624.1	10298121	Volatile Organics	4/4/2018
5170	Trichloroethene (Trichloroethylene)	EPA 8260	10184404	Volatile Organics	7/1/2003
5175	Trichlorofluoromethane	EPA 624.1	10298121	Volatile Organics	4/4/2018
5175	Trichlorofluoromethane	EPA 8260	10184404	Volatile Organics	7/1/2003
2055	Turbidity	EPA 180.1	10011800	General Chemistry	2/6/2002
2055	Turbidity	SM 2130 B	20048219	General Chemistry	7/30/2007
2058	Un-Ionized Ammonia	DEP SOP 10/03/83	90015842	General Chemistry	7/30/2007
1185	Vanadium	EPA 200.7	10013806	Metals	2/6/2002
1185	Vanadium	EPA 200.8	10014605	Metals	10/17/2003
1185	Vanadium	EPA 6010	10155201	Metals	7/1/2003
1185	Vanadium	EPA 6020	10156204	Metals	10/17/2003
5225	Vinyl acetate	EPA 8260	10184404	Volatile Organics	7/1/2003
5235	Vinyl chloride	EPA 624.1	10298121	Volatile Organics	4/4/2018
5235	Vinyl chloride	EPA 8260	10184404	Volatile Organics	7/1/2003
5260	Xylene (total)	EPA 624.1	10298121	Volatile Organics	4/4/2018
5260	Xylene (total)	EPA 8260	10184404	Volatile Organics	7/1/2003
1190	Zinc	EPA 200.7	10013806	Metals	2/6/2002
1190	Zinc	EPA 200.8	10014605	Metals	10/17/2003
1190	Zinc	EPA 6010	10155201	Metals	7/1/2003
1190	Zinc	EPA 6020	10156204	Metals	10/17/2003



Laboratory Scope of Accreditation

Attachment to Certificate #: E87052-74, expiration date June 30, 2024. This listing of accredited analytes should be used only when associated with a valid certificate.

State Laboratory ID: E87052 EPA Lab Code: GA00006 (912) 354-7858

E87052
Eurofins Savannah
5102 LaRoche Avenue
Savannah, GA 31404

Matrix: Solid and Chemical Materials

Analyte#	Analyte	Method/Tech	Method Code	Category	Effective Date
5105	1,1,1,2-Tetrachloroethane	EPA 8260	10184404	Volatile Organics	2/6/2002
5160	1,1,1-Trichloroethane	EPA 8260	10184404	Volatile Organics	2/6/2002
5110	1,1,2,2-Tetrachloroethane	EPA 8260	10184404	Volatile Organics	2/6/2002
5185	1,1,2-Trichloro-1,2,2-trifluoroethane (Freon 113)	EPA 8260	10184404	Volatile Organics	12/4/2020
5165	1,1,2-Trichloroethane	EPA 8260	10184404	Volatile Organics	2/6/2002
4630	1,1-Dichloroethane	EPA 8260	10184404	Volatile Organics	2/6/2002
4640	1,1-Dichloroethylene	EPA 8260	10184404	Volatile Organics	2/6/2002
4670	1,1-Dichloropropene	EPA 8260	10184404	Volatile Organics	2/6/2002
5150	1,2,3-Trichlorobenzene	EPA 8260	10184404	Volatile Organics	2/6/2002
5180	1,2,3-Trichloropropane	EPA 8260	10184404	Volatile Organics	2/6/2002
5182	1,2,3-Trimethylbenzene	EPA 8260	10184404	Volatile Organics	3/28/2014
6715	1,2,4,5-Tetrachlorobenzene	EPA 8270	10185203	Extractable Organics	2/6/2002
5155	1,2,4-Trichlorobenzene	EPA 8260	10184404	Volatile Organics	2/6/2002
5155	1,2,4-Trichlorobenzene	EPA 8270	10185203	Extractable Organics	2/6/2002
5210	1,2,4-Trimethylbenzene	EPA 8260	10184404	Volatile Organics	2/6/2002
4570	1,2-Dibromo-3-chloropropane (DBCP)	EPA 8260	10184404	Volatile Organics	2/6/2002
4585	1,2-Dibromoethane (EDB, Ethylene dibromide)	EPA 8260	10184404	Volatile Organics	2/6/2002
4610	1,2-Dichlorobenzene	EPA 8260	10184404	Volatile Organics	2/6/2002
4610	1,2-Dichlorobenzene	EPA 8270	10185203	Extractable Organics	2/6/2002
4635	1,2-Dichloroethane	EPA 8260	10184404	Volatile Organics	2/6/2002
4655	1,2-Dichloropropane	EPA 8260	10184404	Volatile Organics	2/6/2002
6220	1,2-Diphenylhydrazine	EPA 8270	10185203	Extractable Organics	2/6/2002
6800	1,3,5-Trichlorobenzene	EPA 8260	10184404	Volatile Organics	3/28/2014
5215	1,3,5-Trimethylbenzene	EPA 8260	10184404	Volatile Organics	2/6/2002
6885	1,3,5-Trinitrobenzene (1,3,5-TNB)	EPA 8270	10185203	Extractable Organics	2/6/2002
4615	1,3-Dichlorobenzene	EPA 8260	10184404	Volatile Organics	2/6/2002
4615	1,3-Dichlorobenzene	EPA 8270	10185203	Extractable Organics	2/6/2002
4660	1,3-Dichloropropane	EPA 8260	10184404	Volatile Organics	2/6/2002
6160	1,3-Dinitrobenzene (1,3-DNB)	EPA 8270	10185203	Extractable Organics	2/6/2002
4620	1,4-Dichlorobenzene	EPA 8260	10184404	Volatile Organics	2/6/2002
4620	1,4-Dichlorobenzene	EPA 8270	10185203	Extractable Organics	2/6/2002
4735	1,4-Dioxane (1,4-Diethyleneoxide)	EPA 8260	10184404	Volatile Organics	4/18/2011
4735	1,4-Dioxane (1,4-Diethyleneoxide)	EPA 8270	10185203	Volatile Organics	12/4/2020
6420	1,4-Naphthoquinone	EPA 8270	10185203	Extractable Organics	2/6/2002
6630	1,4-Phenylenediamine	EPA 8270	10185203	Extractable Organics	2/6/2002

Clients and Customers are urged to verify the laboratory's current certification status with the Environmental Laboratory Certification Program.

Certification Type **NELAP**
Issue Date: 7/1/2023 Expiration Date: 6/30/2024



Laboratory Scope of Accreditation

Attachment to Certificate #: E87052-74, expiration date June 30, 2024. This listing of accredited analytes should be used only when associated with a valid certificate.

State Laboratory ID: E87052 EPA Lab Code: GA00006 (912) 354-7858

E87052
Eurofins Savannah
5102 LaRoche Avenue
Savannah, GA 31404

Matrix: Solid and Chemical Materials

Analyte#	Analyte	Method/Tech	Method Code	Category	Effective Date
9490	11-Chloroicosafuoro-3-oxaundecane-1-sulfonic Acid (11-CIPF3OUdS)	EPA 1633 Draft 3	10123441	Extractable Organics	6/16/2023
4510	1-Chlorohexane	EPA 8260	10184404	Volatile Organics	7/30/2007
6948	1H,1H,2H,2H-Perfluorodecanesulfonic Acid (8:2 FTS)	EPA 1633 Draft 3	10123441	Extractable Organics	6/16/2023
6946	1H,1H,2H,2H-Perfluorohexanesulfonic acid (4:2 FTS)	EPA 1633 Draft 3	10123441	Extractable Organics	6/16/2023
6947	1H,1H,2H,2H-Perfluoro-octanesulfonic Acid (6:2 FTS)	EPA 1633 Draft 3	10123441	Extractable Organics	6/16/2023
6380	1-Methylnaphthalene	EPA 8270	10185203	Extractable Organics	7/30/2007
6425	1-Naphthylamine	EPA 8270	10185203	Extractable Organics	2/6/2002
4846	2-(N-Ethyl-perfluorooctane sulfonamido) acetic acid (N-EtFOSAA)	EPA 1633 Draft 3	10123441	Extractable Organics	6/16/2023
4847	2-(N-Methyl-perfluorooctane sulfonamido) acetic acid (N-MeFOSAA)	EPA 1633 Draft 3	10123441	Extractable Organics	6/16/2023
4665	2,2-Dichloropropane	EPA 8260	10184404	Volatile Organics	2/6/2002
4659	2,2'-Oxybis(1-chloropropane),bis(2-Chloro-1-methylethyl)ether (fka bis(2-Chloroisopropyl) ether	EPA 8270	10185203	Extractable Organics	2/6/2002
6735	2,3,4,6-Tetrachlorophenol	EPA 8270	10185203	Extractable Organics	2/6/2002
8655	2,4,5-T	EPA 8151	10183003	Pesticides-Herbicides-PCB's	2/6/2002
6835	2,4,5-Trichlorophenol	EPA 8270	10185203	Extractable Organics	2/6/2002
6840	2,4,6-Trichlorophenol	EPA 8270	10185203	Extractable Organics	2/6/2002
8545	2,4-D	EPA 8151	10183003	Pesticides-Herbicides-PCB's	2/6/2002
8560	2,4-DB	EPA 8151	10183003	Pesticides-Herbicides-PCB's	2/6/2002
6000	2,4-Dichlorophenol	EPA 8270	10185203	Extractable Organics	2/6/2002
6130	2,4-Dimethylphenol	EPA 8270	10185203	Extractable Organics	2/6/2002
6175	2,4-Dinitrophenol	EPA 8270	10185203	Extractable Organics	2/6/2002
6185	2,4-Dinitrotoluene (2,4-DNT)	EPA 8270	10185203	Extractable Organics	2/6/2002
6005	2,6-Dichlorophenol	EPA 8270	10185203	Extractable Organics	2/6/2002
6190	2,6-Dinitrotoluene (2,6-DNT)	EPA 8270	10185203	Extractable Organics	2/6/2002
5515	2-Acetylaminofluorene	EPA 8270	10185203	Extractable Organics	2/6/2002
4410	2-Butanone (Methyl ethyl ketone, MEK)	EPA 8260	10184404	Volatile Organics	2/6/2002
5795	2-Chloronaphthalene	EPA 8270	10185203	Extractable Organics	2/6/2002
5800	2-Chlorophenol	EPA 8270	10185203	Extractable Organics	2/6/2002
4535	2-Chlorotoluene	EPA 8260	10184404	Volatile Organics	2/6/2002
9340	2H,2H,3H,3H-Perfluorodecanoic Acid (7:3 FTCA)	EPA 1633 Draft 3	10123441	Extractable Organics	6/16/2023
9338	2H,2H,3H,3H-Perfluoro-octanoic Acid (5:3 FTCA)	EPA 1633 Draft 3	10123441	Extractable Organics	6/16/2023
4860	2-Hexanone	EPA 8260	10184404	Volatile Organics	2/6/2002



Laboratory Scope of Accreditation

Attachment to Certificate #: E87052-74, expiration date June 30, 2024. This listing of accredited analytes should be used only when associated with a valid certificate.

State Laboratory ID: E87052 EPA Lab Code: GA00006 (912) 354-7858

E87052
Eurofins Savannah
5102 LaRoche Avenue
Savannah, GA 31404

Matrix: Solid and Chemical Materials

Analyte#	Analyte	Method/Tech	Method Code	Category	Effective Date
6360	2-Methyl-4,6-dinitrophenol	EPA 8270	10185203	Extractable Organics	2/6/2002
6385	2-Methylnaphthalene	EPA 8260	10184404	Volatile Organics	3/28/2014
6385	2-Methylnaphthalene	EPA 8270	10185203	Extractable Organics	2/6/2002
6400	2-Methylphenol (o-Cresol)	EPA 8270	10185203	Extractable Organics	2/6/2002
6430	2-Naphthylamine	EPA 8270	10185203	Extractable Organics	7/30/2007
6460	2-Nitroaniline	EPA 8270	10185203	Extractable Organics	2/6/2002
6490	2-Nitrophenol	EPA 8270	10185203	Extractable Organics	2/6/2002
5020	2-Nitropropane	EPA 8260	10184404	Volatile Organics	3/28/2014
5050	2-Picoline (2-Methylpyridine)	EPA 8270	10185203	Extractable Organics	2/6/2002
5945	3,3'-Dichlorobenzidine	EPA 8270	10185203	Extractable Organics	2/6/2002
6120	3,3'-Dimethylbenzidine	EPA 8270	10185203	Extractable Organics	2/6/2002
8600	3,5-Dichlorobenzoic acid	EPA 8151	10183003	Pesticides-Herbicides-PCB's	7/30/2007
6412	3/4-Methylphenols (m/p-Cresols)	EPA 8270	10185203	Extractable Organics	11/18/2008
6355	3-Methylcholanthrene	EPA 8270	10185203	Extractable Organics	7/30/2007
6465	3-Nitroaniline	EPA 8270	10185203	Extractable Organics	2/6/2002
9353	4,4,5,5,6,6,6-Heptafluorohexanoic Acid (3:3 FTCA)	EPA 1633 Draft 3	10123441	Extractable Organics	6/16/2023
7355	4,4'-DDD	EPA 8081	10178402	Pesticides-Herbicides-PCB's	2/6/2002
7360	4,4'-DDE	EPA 8081	10178402	Pesticides-Herbicides-PCB's	2/6/2002
7365	4,4'-DDT	EPA 8081	10178402	Pesticides-Herbicides-PCB's	2/6/2002
6951	4,8-Dioxa-3H-perfluorononanoic Acid (ADONA)	EPA 1633 Draft 3	10123441	Extractable Organics	6/16/2023
5540	4-Aminobiphenyl	EPA 8270	10185203	Extractable Organics	2/6/2002
5660	4-Bromophenyl phenyl ether	EPA 8270	10185203	Extractable Organics	2/6/2002
5700	4-Chloro-3-methylphenol	EPA 8270	10185203	Extractable Organics	2/6/2002
5745	4-Chloroaniline	EPA 8270	10185203	Extractable Organics	2/6/2002
5825	4-Chlorophenyl phenylether	EPA 8270	10185203	Extractable Organics	2/6/2002
4540	4-Chlorotoluene	EPA 8260	10184404	Volatile Organics	2/6/2002
6105	4-Dimethyl aminoazobenzene	EPA 8270	10185203	Extractable Organics	2/6/2002
4995	4-Methyl-2-pentanone (MIBK)	EPA 8260	10184404	Volatile Organics	2/6/2002
6470	4-Nitroaniline	EPA 8270	10185203	Extractable Organics	2/6/2002
6500	4-Nitrophenol	EPA 8270	10185203	Extractable Organics	2/6/2002
6570	5-Nitro-o-toluidine	EPA 8270	10185203	Extractable Organics	2/6/2002
6115	7,12-Dimethylbenz(a) anthracene	EPA 8270	10185203	Extractable Organics	2/6/2002
6952	9-Chlorohexadecafluoro-3-oxanonane-1-sulfo nic Acid (9-CIPF3ONS)	EPA 1633 Draft 3	10123441	Extractable Organics	6/16/2023
6125	a,a-Dimethylphenethylamine	EPA 8270	10185203	Extractable Organics	2/6/2002
5500	Acenaphthene	EPA 8270	10185203	Extractable Organics	2/6/2002



Laboratory Scope of Accreditation

Attachment to Certificate #: E87052-74, expiration date June 30, 2024. This listing of accredited analytes should be used only when associated with a valid certificate.

State Laboratory ID: E87052 EPA Lab Code: GA00006 (912) 354-7858

E87052
Eurofins Savannah
5102 LaRoche Avenue
Savannah, GA 31404

Matrix: Solid and Chemical Materials

Analyte#	Analyte	Method/Tech	Method Code	Category	Effective Date
5505	Acenaphthylene	EPA 8270	10185203	Extractable Organics	2/6/2002
4315	Acetone	EPA 8260	10184404	Volatile Organics	2/6/2002
4320	Acetonitrile	EPA 8260	10184404	Volatile Organics	2/6/2002
5510	Acetophenone	EPA 8270	10185203	Extractable Organics	2/6/2002
8505	Acifluorfen	EPA 8151	10183003	Pesticides-Herbicides-PCB's	7/30/2007
4325	Acrolein (Propenal)	EPA 8260	10184404	Volatile Organics	2/6/2002
4340	Acrylonitrile	EPA 8260	10184404	Volatile Organics	2/6/2002
7025	Aldrin	EPA 8081	10178402	Pesticides-Herbicides-PCB's	2/6/2002
4355	Allyl chloride (3-Chloropropene)	EPA 8260	10184404	Volatile Organics	2/6/2002
7110	alpha-BHC (alpha-Hexachlorocyclohexane)	EPA 8081	10178402	Pesticides-Herbicides-PCB's	2/6/2002
7240	alpha-Chlordane	EPA 8081	10178402	Pesticides-Herbicides-PCB's	2/6/2002
1000	Aluminum	EPA 6010	10155201	Metals	3/23/2012
1000	Aluminum	EPA 6020	10156204	Metals	10/17/2003
1510	Amenable cyanide	EPA 9012	10193201	General Chemistry	2/6/2002
4357	a-Methylstyrene	EPA 8260	10184404	Volatile Organics	3/28/2014
1515	Ammonia as N	EPA 350.1	10063602	General Chemistry	7/30/2007
5545	Aniline	EPA 8270	10185203	Extractable Organics	2/6/2002
5555	Anthracene	EPA 8270	10185203	Extractable Organics	2/6/2002
1005	Antimony	EPA 6010	10155201	Metals	2/6/2002
1005	Antimony	EPA 6020	10156204	Metals	10/17/2003
5560	Aramite	EPA 8270	10185203	Extractable Organics	2/6/2002
8880	Aroclor-1016 (PCB-1016)	EPA 8082	10179007	Pesticides-Herbicides-PCB's	2/6/2002
8885	Aroclor-1221 (PCB-1221)	EPA 8082	10179007	Pesticides-Herbicides-PCB's	2/6/2002
8890	Aroclor-1232 (PCB-1232)	EPA 8082	10179007	Pesticides-Herbicides-PCB's	2/6/2002
8895	Aroclor-1242 (PCB-1242)	EPA 8082	10179007	Pesticides-Herbicides-PCB's	2/6/2002
8900	Aroclor-1248 (PCB-1248)	EPA 8082	10179007	Pesticides-Herbicides-PCB's	2/6/2002
8905	Aroclor-1254 (PCB-1254)	EPA 8082	10179007	Pesticides-Herbicides-PCB's	2/6/2002
8910	Aroclor-1260 (PCB-1260)	EPA 8082	10179007	Pesticides-Herbicides-PCB's	2/6/2002
8912	Aroclor-1262 (PCB-1262)	EPA 8082	10179007	Pesticides-Herbicides-PCB's	12/4/2020
8913	Aroclor-1268 (PCB-1268)	EPA 8082	10179007	Pesticides-Herbicides-PCB's	12/4/2020
1010	Arsenic	EPA 6010	10155201	Metals	2/6/2002
1010	Arsenic	EPA 6020	10156204	Metals	10/17/2003
7065	Atrazine	EPA 8270	10185203	Pesticides-Herbicides-PCB's	12/4/2020
1015	Barium	EPA 6010	10155201	Metals	2/6/2002
1015	Barium	EPA 6020	10156204	Metals	10/17/2003
8530	Bentazon	EPA 8151	10183003	Pesticides-Herbicides-PCB's	7/30/2007

Clients and Customers are urged to verify the laboratory's current certification status with the Environmental Laboratory Certification Program.

Certification Type **NELAP**

Issue Date: 7/1/2023

Expiration Date: 6/30/2024



Laboratory Scope of Accreditation

Attachment to Certificate #: E87052-74, expiration date June 30, 2024. This listing of accredited analytes should be used only when associated with a valid certificate.

State Laboratory ID: E87052 EPA Lab Code: GA00006 (912) 354-7858

E87052
Eurofins Savannah
5102 LaRoche Avenue
Savannah, GA 31404

Matrix: Solid and Chemical Materials

Analyte#	Analyte	Method/Tech	Method Code	Category	Effective Date
5570	Benzaldehyde	EPA 8270	10185203	Extractable Organics	12/4/2020
4375	Benzene	EPA 8260	10184404	Volatile Organics	2/6/2002
5595	Benzidine	EPA 8270	10185203	Extractable Organics	2/6/2002
5575	Benzo(a)anthracene	EPA 8270	10185203	Extractable Organics	2/6/2002
5580	Benzo(a)pyrene	EPA 8270	10185203	Extractable Organics	2/6/2002
5585	Benzo(b)fluoranthene	EPA 8270	10185203	Extractable Organics	2/6/2002
5590	Benzo(g,h,i)perylene	EPA 8270	10185203	Extractable Organics	2/6/2002
5600	Benzo(k)fluoranthene	EPA 8270	10185203	Extractable Organics	2/6/2002
5610	Benzoic acid	EPA 8270	10185203	Extractable Organics	2/6/2002
5630	Benzyl alcohol	EPA 8270	10185203	Extractable Organics	2/6/2002
5635	Benzyl chloride	EPA 8260	10184404	Volatile Organics	3/28/2014
1020	Beryllium	EPA 6010	10155201	Metals	2/6/2002
1020	Beryllium	EPA 6020	10156204	Metals	10/17/2003
7115	beta-BHC (beta-Hexachlorocyclohexane)	EPA 8081	10178402	Pesticides-Herbicides-PCB's	2/6/2002
6703	Biphenyl (1,1-Biphenyl, BZ 0)	EPA 8270	10185203	Extractable Organics	12/4/2020
5760	bis(2-Chloroethoxy)methane	EPA 8270	10185203	Extractable Organics	2/6/2002
5765	bis(2-Chloroethyl) ether	EPA 8270	10185203	Extractable Organics	2/6/2002
1025	Boron	EPA 6010	10155201	Metals	2/6/2002
1540	Bromide	EPA 300.0	10053200	General Chemistry	7/30/2007
1540	Bromide	EPA 9056	10199209	General Chemistry	2/6/2002
4385	Bromobenzene	EPA 8260	10184404	Volatile Organics	2/6/2002
4390	Bromochloromethane	EPA 8260	10184404	Volatile Organics	2/6/2002
4395	Bromodichloromethane	EPA 8260	10184404	Volatile Organics	2/6/2002
4400	Bromoform	EPA 8260	10184404	Volatile Organics	2/6/2002
4406	Butyl Acrylate	EPA 8260	10184404	Volatile Organics	3/28/2014
5670	Butyl benzyl phthalate	EPA 8270	10185203	Extractable Organics	2/6/2002
1030	Cadmium	EPA 6010	10155201	Metals	2/6/2002
1030	Cadmium	EPA 6020	10156204	Metals	10/17/2003
1035	Calcium	EPA 6010	10155201	Metals	2/6/2002
1035	Calcium	EPA 6020	10156204	Metals	10/17/2003
7180	Caprolactam	EPA 8270	10185203	Extractable Organics	12/4/2020
5680	Carbazole	EPA 8270	10185203	Extractable Organics	2/6/2002
4450	Carbon disulfide	EPA 8260	10184404	Volatile Organics	2/6/2002
4455	Carbon tetrachloride	EPA 8260	10184404	Volatile Organics	2/6/2002
8540	Chloramben	EPA 8151	10183003	Pesticides-Herbicides-PCB's	7/30/2007
7250	Chlordane (tech.)	EPA 8081	10178402	Pesticides-Herbicides-PCB's	2/6/2002

Clients and Customers are urged to verify the laboratory's current certification status with the Environmental Laboratory Certification Program.

Certification Type **NELAP**

Issue Date: 7/1/2023

Expiration Date: 6/30/2024



Laboratory Scope of Accreditation

Attachment to Certificate #: E87052-74, expiration date June 30, 2024. This listing of accredited analytes should be used only when associated with a valid certificate.

State Laboratory ID: E87052 EPA Lab Code: GA00006 (912) 354-7858

E87052
Eurofins Savannah
5102 LaRoche Avenue
Savannah, GA 31404

Matrix: Solid and Chemical Materials

Analyte#	Analyte	Method/Tech	Method Code	Category	Effective Date
1575	Chloride	EPA 300.0	10053200	General Chemistry	7/30/2007
1575	Chloride	EPA 9056	10199209	General Chemistry	2/6/2002
1575	Chloride	EPA 9251	10207406	General Chemistry	12/4/2020
4475	Chlorobenzene	EPA 8260	10184404	Volatile Organics	2/6/2002
7260	Chlorobenzilate	EPA 8081	10178402	Pesticides-Herbicides-PCB's	2/6/2002
4485	Chloroethane	EPA 8260	10184404	Volatile Organics	2/6/2002
4505	Chloroform	EPA 8260	10184404	Volatile Organics	2/6/2002
4525	Chloroprene	EPA 8260	10184404	Volatile Organics	2/6/2002
1040	Chromium	EPA 6010	10155201	Metals	2/6/2002
1040	Chromium	EPA 6020	10156204	Metals	10/17/2003
1045	Chromium VI	EPA 7199	10163005	General Chemistry	6/16/2023
5855	Chrysene	EPA 8270	10185203	Extractable Organics	2/6/2002
4645	cis-1,2-Dichloroethylene	EPA 8260	10184404	Volatile Organics	2/6/2002
4680	cis-1,3-Dichloropropene	EPA 8260	10184404	Volatile Organics	2/6/2002
1050	Cobalt	EPA 6010	10155201	Metals	2/6/2002
1050	Cobalt	EPA 6020	10156204	Metals	10/17/2003
1055	Copper	EPA 6010	10155201	Metals	2/6/2002
1055	Copper	EPA 6020	10156204	Metals	10/17/2003
4555	Cyclohexane	EPA 8260	10184404	Volatile Organics	12/4/2020
8550	Dacthal (DCPA)	EPA 8151	10183003	Pesticides-Herbicides-PCB's	7/30/2007
8555	Dalapon	EPA 8151	10183003	Pesticides-Herbicides-PCB's	2/6/2002
7105	delta-BHC	EPA 8081	10178402	Pesticides-Herbicides-PCB's	2/6/2002
6065	Di(2-ethylhexyl) phthalate (DEHP)	EPA 8270	10185203	Extractable Organics	2/6/2002
7405	Diallate	EPA 8270	10185203	Pesticides-Herbicides-PCB's	2/6/2002
5895	Dibenz(a,h)anthracene	EPA 8270	10185203	Extractable Organics	2/6/2002
5905	Dibenzofuran	EPA 8270	10185203	Extractable Organics	2/6/2002
4575	Dibromochloromethane	EPA 8260	10184404	Volatile Organics	2/6/2002
4595	Dibromomethane	EPA 8260	10184404	Volatile Organics	2/6/2002
8595	Dicamba	EPA 8151	10183003	Pesticides-Herbicides-PCB's	2/6/2002
4625	Dichlorodifluoromethane	EPA 8260	10184404	Volatile Organics	2/6/2002
8605	Dichloroprop (Dichlorprop)	EPA 8151	10183003	Pesticides-Herbicides-PCB's	2/6/2002
7470	Dieldrin	EPA 8081	10178402	Pesticides-Herbicides-PCB's	2/6/2002
9369	Diesel range organics (DRO)	EPA 8015	10173203	Extractable Organics	2/6/2002
4725	Diethyl ether	EPA 8260	10184404	Volatile Organics	2/6/2002
6070	Diethyl phthalate	EPA 8270	10185203	Extractable Organics	2/6/2002
9375	Di-isopropylether (DIPE)	EPA 8260	10184404	Volatile Organics	3/28/2014

Clients and Customers are urged to verify the laboratory's current certification status with the Environmental Laboratory Certification Program.

Certification Type **NELAP**
Issue Date: 7/1/2023 Expiration Date: 6/30/2024



Laboratory Scope of Accreditation

Attachment to Certificate #: E87052-74, expiration date June 30, 2024. This listing of accredited analytes should be used only when associated with a valid certificate.

State Laboratory ID: E87052 EPA Lab Code: GA00006 (912) 354-7858

E87052
Eurofins Savannah
5102 LaRoche Avenue
Savannah, GA 31404

Matrix: Solid and Chemical Materials

Analyte#	Analyte	Method/Tech	Method Code	Category	Effective Date
7475	Dimethoate	EPA 8270	10185203	Pesticides-Herbicides-PCB's	2/6/2002
6135	Dimethyl phthalate	EPA 8270	10185203	Extractable Organics	2/6/2002
5925	Di-n-butyl phthalate	EPA 8270	10185203	Extractable Organics	2/6/2002
6200	Di-n-octyl phthalate	EPA 8270	10185203	Extractable Organics	2/6/2002
8620	Dinoseb (2-sec-butyl-4,6-dinitrophenol, DNBP)	EPA 8151	10183003	Pesticides-Herbicides-PCB's	2/6/2002
8620	Dinoseb (2-sec-butyl-4,6-dinitrophenol, DNBP)	EPA 8270	10185203	Pesticides-Herbicides-PCB's	2/6/2002
8625	Disulfoton	EPA 8270	10185203	Pesticides-Herbicides-PCB's	2/6/2002
7510	Endosulfan I	EPA 8081	10178402	Pesticides-Herbicides-PCB's	2/6/2002
7515	Endosulfan II	EPA 8081	10178402	Pesticides-Herbicides-PCB's	2/6/2002
7520	Endosulfan sulfate	EPA 8081	10178402	Pesticides-Herbicides-PCB's	2/6/2002
7540	Endrin	EPA 8081	10178402	Pesticides-Herbicides-PCB's	2/6/2002
7530	Endrin aldehyde	EPA 8081	10178402	Pesticides-Herbicides-PCB's	2/6/2002
7535	Endrin ketone	EPA 8081	10178402	Pesticides-Herbicides-PCB's	2/6/2002
4750	Ethanol	EPA 8015	10173203	Volatile Organics	2/6/2002
4750	Ethanol	EPA 8260	10184404	Volatile Organics	3/28/2014
4755	Ethyl acetate	EPA 8015	10173203	Volatile Organics	2/6/2002
4755	Ethyl acetate	EPA 8260	10184404	Volatile Organics	3/28/2014
4760	Ethyl acrylate	EPA 8260	10184404	Volatile Organics	3/28/2014
4810	Ethyl methacrylate	EPA 8260	10184404	Volatile Organics	2/6/2002
6260	Ethyl methanesulfonate	EPA 8270	10185203	Extractable Organics	2/6/2002
4765	Ethylbenzene	EPA 8260	10184404	Volatile Organics	2/6/2002
4785	Ethylene glycol	EPA 8015	10173203	Volatile Organics	7/30/2007
4770	Ethyl-t-butylether (ETBE)	EPA 8260	10184404	Volatile Organics	3/28/2014
7580	Famphur	EPA 8270	10185203	Pesticides-Herbicides-PCB's	2/6/2002
6265	Fluoranthene	EPA 8270	10185203	Extractable Organics	2/6/2002
6270	Fluorene	EPA 8270	10185203	Extractable Organics	2/6/2002
1730	Fluoride	EPA 300.0	10053200	General Chemistry	7/30/2007
1730	Fluoride	EPA 9056	10199209	General Chemistry	2/6/2002
4774	Furan	EPA 8260	10184404	Volatile Organics	3/28/2014
7120	gamma-BHC (Lindane, gamma-Hexachlorocyclohexane)	EPA 8081	10178402	Pesticides-Herbicides-PCB's	2/6/2002
7245	gamma-Chlordane	EPA 8081	10178402	Pesticides-Herbicides-PCB's	2/6/2002
9408	Gasoline range organics (GRO)	EPA 8015	10173203	Extractable Organics	2/6/2002
7685	Heptachlor	EPA 8081	10178402	Pesticides-Herbicides-PCB's	2/6/2002
7690	Heptachlor epoxide	EPA 8081	10178402	Pesticides-Herbicides-PCB's	2/6/2002



Laboratory Scope of Accreditation

Attachment to Certificate #: E87052-74, expiration date June 30, 2024. This listing of accredited analytes should be used only when associated with a valid certificate.

State Laboratory ID: E87052 EPA Lab Code: GA00006 (912) 354-7858

E87052
Eurofins Savannah
5102 LaRoche Avenue
Savannah, GA 31404

Matrix: Solid and Chemical Materials

Analyte#	Analyte	Method/Tech	Method Code	Category	Effective Date
6275	Hexachlorobenzene	EPA 8270	10185203	Pesticides-Herbicides-PCB's,Extractable Organics	2/6/2002
4835	Hexachlorobutadiene	EPA 8260	10184404	Volatile Organics	2/6/2002
4835	Hexachlorobutadiene	EPA 8270	10185203	Extractable Organics	2/6/2002
6285	Hexachlorocyclopentadiene	EPA 8270	10185203	Extractable Organics	2/6/2002
4840	Hexachloroethane	EPA 8270	10185203	Extractable Organics	2/6/2002
6290	Hexachlorophene	EPA 8270	10185203	Extractable Organics	2/6/2002
6295	Hexachloropropene	EPA 8270	10185203	Extractable Organics	2/6/2002
9460	Hexafluoropropylene Oxide Dimer Acid (HFPO-DA, GenX)	EPA 1633 Draft 3	10123441	Extractable Organics	6/16/2023
1780	Ignitability	EPA 1010	10116606	General Chemistry	9/15/2022
1780	Ignitability	EPA 1030	10117201	General Chemistry	7/30/2007
6315	Indeno(1,2,3-cd)pyrene	EPA 8270	10185203	Extractable Organics	2/6/2002
4870	Iodomethane (Methyl iodide)	EPA 8260	10184404	Volatile Organics	2/6/2002
1070	Iron	EPA 6010	10155201	Metals	2/6/2002
1070	Iron	EPA 6020	10156204	Metals	10/17/2003
4875	Isobutyl alcohol (2-Methyl-1-propanol)	EPA 8015	10173203	Volatile Organics	7/30/2007
4875	Isobutyl alcohol (2-Methyl-1-propanol)	EPA 8260	10184404	Volatile Organics	2/6/2002
7725	Isodrin	EPA 8081	10178402	Pesticides-Herbicides-PCB's	2/6/2002
6320	Isophorone	EPA 8270	10185203	Extractable Organics	2/6/2002
4895	Isopropyl alcohol (2-Propanol)	EPA 8015	10173203	Volatile Organics	7/30/2007
4895	Isopropyl alcohol (2-Propanol)	EPA 8260	10184404	Volatile Organics	3/28/2014
4900	Isopropylbenzene	EPA 8260	10184404	Volatile Organics	2/6/2002
6325	Isosafrole	EPA 8270	10185203	Extractable Organics	2/6/2002
7740	Kepone	EPA 8081	10178402	Pesticides-Herbicides-PCB's	2/6/2002
1795	Kjeldahl nitrogen - total	EPA 351.2	10065404	General Chemistry	12/2/2005
1075	Lead	EPA 6010	10155201	Metals	2/6/2002
1075	Lead	EPA 6020	10156204	Metals	10/17/2003
1080	Lithium	EPA 6010	10155201	Metals	9/15/2022
5240	m+p-Xylenes	EPA 8260	10184404	Volatile Organics	7/30/2007
1085	Magnesium	EPA 6010	10155201	Metals	2/6/2002
1085	Magnesium	EPA 6020	10156204	Metals	10/17/2003
1090	Manganese	EPA 6010	10155201	Metals	2/6/2002
1090	Manganese	EPA 6020	10156204	Metals	10/17/2003
7775	MCPA	EPA 8151	10183003	Pesticides-Herbicides-PCB's	2/6/2002
7780	MCPP	EPA 8151	10183003	Pesticides-Herbicides-PCB's	2/6/2002
1095	Mercury	EPA 6020	10156204	Metals	7/30/2007



Laboratory Scope of Accreditation

Attachment to Certificate #: E87052-74, expiration date June 30, 2024. This listing of accredited analytes should be used only when associated with a valid certificate.

State Laboratory ID: E87052 EPA Lab Code: GA00006 (912) 354-7858

E87052
Eurofins Savannah
5102 LaRoche Avenue
Savannah, GA 31404

Matrix: Solid and Chemical Materials

Analyte#	Analyte	Method/Tech	Method Code	Category	Effective Date
1095	Mercury	EPA 7471	10166004	Metals	2/6/2002
4925	Methacrylonitrile	EPA 8260	10184404	Volatile Organics	2/6/2002
4930	Methanol	EPA 8015	10173203	Volatile Organics	7/30/2007
6345	Methapyrilene	EPA 8270	10185203	Extractable Organics	2/6/2002
7810	Methoxychlor	EPA 8081	10178402	Pesticides-Herbicides-PCB's	2/6/2002
4940	Methyl acetate	EPA 8260	10184404	Volatile Organics	12/4/2020
4950	Methyl bromide (Bromomethane)	EPA 8260	10184404	Volatile Organics	2/6/2002
4960	Methyl chloride (Chloromethane)	EPA 8260	10184404	Volatile Organics	2/6/2002
4990	Methyl methacrylate	EPA 8260	10184404	Volatile Organics	2/6/2002
6375	Methyl methanesulfonate	EPA 8270	10185203	Extractable Organics	2/6/2002
7825	Methyl parathion (Parathion, methyl)	EPA 8270	10185203	Pesticides-Herbicides-PCB's	2/6/2002
5000	Methyl tert-butyl ether (MTBE)	EPA 8260	10184404	Volatile Organics	2/6/2002
4965	Methylcyclohexane	EPA 8260	10184404	Volatile Organics	12/4/2020
4975	Methylene chloride	EPA 8260	10184404	Volatile Organics	2/6/2002
7870	Mirex	EPA 8081	10178402	Pesticides-Herbicides-PCB's	7/30/2007
1100	Molybdenum	EPA 6010	10155201	Metals	2/6/2002
1100	Molybdenum	EPA 6020	10156204	Metals	7/30/2007
5005	Naphthalene	EPA 8260	10184404	Volatile Organics	2/6/2002
5005	Naphthalene	EPA 8270	10185203	Extractable Organics	2/6/2002
4403	n-Butyl Acetate	EPA 8260	10184404	Volatile Organics	3/28/2014
4425	n-Butyl alcohol	EPA 8015	10173203	Volatile Organics	7/30/2007
4425	n-Butyl alcohol	EPA 8260	10184404	Volatile Organics	3/28/2014
4435	n-Butylbenzene	EPA 8260	10184404	Volatile Organics	2/6/2002
9395	N-Ethylperfluorooctane sulfonamide (N-EtFOSA)	EPA 1633 Draft 3	10123441	Extractable Organics	6/16/2023
9431	N-ethylperfluoro-octane sulfonamido ethanol (EtFOSE)	EPA 1633 Draft 3	10123441	Extractable Organics	6/16/2023
1105	Nickel	EPA 6010	10155201	Metals	2/6/2002
1105	Nickel	EPA 6020	10156204	Metals	10/17/2003
1805	Nitrate	EPA 9056	10199209	General Chemistry	2/6/2002
1810	Nitrate as N	EPA 300.0	10053200	General Chemistry	7/30/2007
1810	Nitrate as N	EPA 353.2	10067604	General Chemistry	12/2/2005
1835	Nitrite	EPA 9056	10199209	General Chemistry	2/6/2002
1840	Nitrite as N	EPA 300.0	10053200	General Chemistry	7/30/2007
1840	Nitrite as N	EPA 353.2	10067604	General Chemistry	12/2/2005
5015	Nitrobenzene	EPA 8270	10185203	Extractable Organics	2/6/2002
9433	N-Methylperfluorooctane sulfonamide (MeFOSA)	EPA 1633 Draft 3	10123441	Extractable Organics	6/16/2023

Clients and Customers are urged to verify the laboratory's current certification status with the Environmental Laboratory Certification Program.

Certification Type **NELAP**

Issue Date: 7/1/2023

Expiration Date: 6/30/2024



Laboratory Scope of Accreditation

Attachment to Certificate #: E87052-74, expiration date June 30, 2024. This listing of accredited analytes should be used only when associated with a valid certificate.

State Laboratory ID: E87052 EPA Lab Code: GA00006 (912) 354-7858

E87052
Eurofins Savannah
5102 LaRoche Avenue
Savannah, GA 31404

Matrix: Solid and Chemical Materials

Analyte#	Analyte	Method/Tech	Method Code	Category	Effective Date
6949	N-Methylperfluoro-octane sulfonamido ethanol (MeFOSE)	EPA 1633 Draft 3	10123441	Extractable Organics	6/16/2023
6525	n-Nitrosodiethylamine	EPA 8270	10185203	Extractable Organics	2/6/2002
6530	n-Nitrosodimethylamine	EPA 8270	10185203	Extractable Organics	2/6/2002
5025	n-Nitroso-di-n-butylamine	EPA 8270	10185203	Extractable Organics	2/6/2002
6545	n-Nitrosodi-n-propylamine	EPA 8270	10185203	Extractable Organics	2/6/2002
6535	n-Nitrosodiphenylamine	EPA 8270	10185203	Extractable Organics	2/6/2002
6550	n-Nitrosomethylethylamine	EPA 8270	10185203	Extractable Organics	2/6/2002
6555	n-Nitrosomorpholine	EPA 8270	10185203	Extractable Organics	2/6/2002
6560	n-Nitrosopiperidine	EPA 8270	10185203	Extractable Organics	2/6/2002
6565	n-Nitrosopyrrolidine	EPA 8270	10185203	Extractable Organics	2/6/2002
6956	Nonafluoro-3,6-dioxaheptanoic Acid (NFDHA)	EPA 1633 Draft 3	10123441	Extractable Organics	6/16/2023
5055	n-Propanol (1-Propanol)	EPA 8015	10173203	Volatile Organics	7/30/2007
5090	n-Propylbenzene	EPA 8260	10184404	Volatile Organics	2/6/2002
8290	o,o,o-Triethyl phosphorothioate	EPA 8270	10185203	Pesticides-Herbicides-PCB's	2/6/2002
1865	Organic nitrogen	TKN minus AMMONIA	60034437	General Chemistry	7/30/2007
1870	Orthophosphate as P	EPA 365.1	10070005	General Chemistry	11/18/2008
5250	o-Xylene	EPA 8260	10184404	Volatile Organics	7/30/2007
1434	Paint Filter Liquids	EPA 9095	10204009	General Chemistry	7/30/2007
7955	Parathion, ethyl	EPA 8270	10185203	Pesticides-Herbicides-PCB's	2/6/2002
6590	Pentachlorobenzene	EPA 8270	10185203	Extractable Organics	2/6/2002
5035	Pentachloroethane	EPA 8260	10184404	Volatile Organics	2/6/2002
6600	Pentachloronitrobenzene (Quintozene)	EPA 8270	10185203	Extractable Organics	2/6/2002
6605	Pentachlorophenol	EPA 8151	10183003	Pesticides-Herbicides-PCB's	2/6/2002
6605	Pentachlorophenol	EPA 8270	10185203	Extractable Organics	2/6/2002
6957	Perfluoro(2-ethoxyethane) Sulfonic Acid (PFEESA)	EPA 1633 Draft 3	10123441	Extractable Organics	6/16/2023
6965	Perfluoro-3-methoxypropanoic Acid (PFMPA)	EPA 1633 Draft 3	10123441	Extractable Organics	6/16/2023
6966	Perfluoro-4-methoxybutanoic Acid (PFMBA)	EPA 1633 Draft 3	10123441	Extractable Organics	6/16/2023
6918	Perfluorobutane Sulfonic Acid (PFBS, Perfluorobutane Sulfonate)	EPA 1633 Draft 3	10123441	Extractable Organics	6/16/2023
373	Perfluorobutanoic acid (PFBA)	EPA 1633 Draft 3	10123441	Extractable Organics	6/16/2023
6920	Perfluorodecane Sulfonic Acid (PFDS, Perfluorodecane Sulfonate)	EPA 1633 Draft 3	10123441	Extractable Organics	6/16/2023
379	Perfluorodecanoic acid (PFDA)	EPA 1633 Draft 3	10123441	Extractable Organics	6/16/2023
6923	Perfluorododecane Sulfonic Acid (PFDoS, Perfluorododecane Sulfonate)	EPA 1633 Draft 3	10123441	Extractable Organics	6/16/2023
385	Perfluorododecanoic acid (PFDOA)	EPA 1633 Draft 3	10123441	Extractable Organics	6/16/2023
9470	Perfluoroheptane Sulfonic Acid (PFHpS)	EPA 1633 Draft 3	10123441	Extractable Organics	6/16/2023

Clients and Customers are urged to verify the laboratory's current certification status with the Environmental Laboratory Certification Program. Certification Type **NELAP**
Issue Date: 7/1/2023 Expiration Date: 6/30/2024



Laboratory Scope of Accreditation

Attachment to Certificate #: E87052-74, expiration date June 30, 2024. This listing of accredited analytes should be used only when associated with a valid certificate.

State Laboratory ID: E87052 EPA Lab Code: GA00006 (912) 354-7858

E87052
Eurofins Savannah
5102 LaRoche Avenue
Savannah, GA 31404

Matrix: Solid and Chemical Materials

Analyte#	Analyte	Method/Tech	Method Code	Category	Effective Date
376	Perfluoroheptanoic acid (PFHpA)	EPA 1633 Draft 3	10123441	Extractable Organics	6/16/2023
6927	Perfluorohexane Sulfonic Acid (PFHxS)	EPA 1633 Draft 3	10123441	Extractable Organics	6/16/2023
375	Perfluorohexanoic acid (PFHxA)	EPA 1633 Draft 3	10123441	Extractable Organics	6/16/2023
6929	Perfluorononane Sulfonic Acid (PFNS, Perfluorononane Sulfonate)	EPA 1633 Draft 3	10123441	Extractable Organics	6/16/2023
378	Perfluorononanoic acid (PFNA)	EPA 1633 Draft 3	10123441	Extractable Organics	6/16/2023
6917	Perfluorooctane sulfonamide (PFOSA)	EPA 1633 Draft 3	10123441	Extractable Organics	6/16/2023
6931	Perfluorooctane sulfonic acid (PFOS, Perfluoro-octane Sulfonate)	EPA 1633 Draft 3	10123441	Extractable Organics	6/16/2023
6912	Perfluoro-octanoic Acid (PFOA, Perfluoro-octanoate)	EPA 1633 Draft 3	10123441	Extractable Organics	6/16/2023
6934	Perfluoropentane Sulfonic Acid (PFPeS, Perfluoropentane Sulfonate)	EPA 1633 Draft 3	10123441	Extractable Organics	6/16/2023
374	Perfluoropentanoic acid (PFPeA)	EPA 1633 Draft 3	10123441	Extractable Organics	6/16/2023
6902	Perfluorotetradecanoic acid (PFTDA)	EPA 1633 Draft 3	10123441	Extractable Organics	6/16/2023
9563	Perfluorotridecanoic acid (PFTrDA)	EPA 1633 Draft 3	10123441	Extractable Organics	6/16/2023
384	Perfluoroundecanoic acid (PFUnDA)	EPA 1633 Draft 3	10123441	Extractable Organics	6/16/2023
1900	pH	EPA 9045	10197805	General Chemistry	2/6/2002
6610	Phenacetin	EPA 8270	10185203	Extractable Organics	2/6/2002
6615	Phenanthrene	EPA 8270	10185203	Extractable Organics	2/6/2002
6625	Phenol	EPA 8270	10185203	Extractable Organics	2/6/2002
7985	Phorate	EPA 8270	10185203	Pesticides-Herbicides-PCB's	2/6/2002
1910	Phosphorus, total	EPA 365.4	10071202	General Chemistry	12/2/2005
1910	Phosphorus, total	EPA 6010	10155201	Metals	9/15/2022
8645	Picloram	EPA 8151	10183003	Pesticides-Herbicides-PCB's	7/30/2007
4910	p-Isopropyltoluene	EPA 8260	10184404	Volatile Organics	2/6/2002
1125	Potassium	EPA 6010	10155201	Metals	2/6/2002
1125	Potassium	EPA 6020	10156204	Metals	10/17/2003
6650	Pronamide (Kerb)	EPA 8270	10185203	Extractable Organics	2/6/2002
5080	Propionitrile (Ethyl cyanide)	EPA 8260	10184404	Volatile Organics	2/6/2002
6665	Pyrene	EPA 8270	10185203	Extractable Organics	2/6/2002
5095	Pyridine	EPA 8270	10185203	Extractable Organics	2/6/2002
6685	Safrole	EPA 8270	10185203	Extractable Organics	2/6/2002
4440	sec-Butylbenzene	EPA 8260	10184404	Volatile Organics	2/6/2002
1140	Selenium	EPA 6010	10155201	Metals	2/6/2002
1140	Selenium	EPA 6020	10156204	Metals	10/17/2003
1150	Silver	EPA 6010	10155201	Metals	2/6/2002
1150	Silver	EPA 6020	10156204	Metals	10/17/2003

Clients and Customers are urged to verify the laboratory's current certification status with the Environmental Laboratory Certification Program.

Certification Type **NELAP**
Issue Date: 7/1/2023 Expiration Date: 6/30/2024



Laboratory Scope of Accreditation

Attachment to Certificate #: E87052-74, expiration date June 30, 2024. This listing of accredited analytes should be used only when associated with a valid certificate.

State Laboratory ID: E87052 EPA Lab Code: GA00006 (912) 354-7858

E87052
Eurofins Savannah
5102 LaRoche Avenue
Savannah, GA 31404

Matrix: Solid and Chemical Materials

Analyte#	Analyte	Method/Tech	Method Code	Category	Effective Date
8650	Silvex (2,4,5-TP)	EPA 8151	10183003	Pesticides-Herbicides-PCB's	2/6/2002
1155	Sodium	EPA 6010	10155201	Metals	2/6/2002
1155	Sodium	EPA 6020	10156204	Metals	10/17/2003
1160	Strontium	EPA 6010	10155201	Metals	2/6/2002
5100	Styrene	EPA 8260	10184404	Volatile Organics	2/6/2002
2000	Sulfate	EPA 300.0	10053200	General Chemistry	7/30/2007
2000	Sulfate	EPA 9038	10196608	General Chemistry	2/6/2002
2000	Sulfate	EPA 9056	10199209	General Chemistry	2/6/2002
2005	Sulfide	EPA 9030	10195207	General Chemistry	2/6/2002
2005	Sulfide	EPA 9034	10196006	General Chemistry	2/6/2002
8155	Sulfotepp	EPA 8270	10185203	Pesticides-Herbicides-PCB's	2/6/2002
1460	Synthetic Precipitation Leaching Procedure (SPLP)	EPA 1312	10119003	General Chemistry	2/6/2002
4370	T-amylmethylether (TAME)	EPA 8260	10184404	Volatile Organics	3/28/2014
4420	tert-Butyl alcohol (2-Methyl-2-propanol)	EPA 8015	10173203	Volatile Organics	7/30/2007
4420	tert-Butyl alcohol (2-Methyl-2-propanol)	EPA 8260	10184404	Volatile Organics	7/30/2007
4445	tert-Butylbenzene	EPA 8260	10184404	Volatile Organics	2/6/2002
5115	Tetrachloroethylene (Perchloroethylene)	EPA 8260	10184404	Volatile Organics	2/6/2002
1165	Thallium	EPA 6010	10155201	Metals	2/6/2002
1165	Thallium	EPA 6020	10156204	Metals	10/17/2003
8235	Thionazin (Zinophos)	EPA 8270	10185203	Pesticides-Herbicides-PCB's	2/6/2002
1175	Tin	EPA 6010	10155201	Metals	2/6/2002
1180	Titanium	EPA 6010	10155201	Metals	7/30/2007
5140	Toluene	EPA 8260	10184404	Volatile Organics	2/6/2002
1645	Total cyanide	EPA 9012	10193201	General Chemistry	2/6/2002
1825	Total nitrate-nitrite	EPA 353.2	10067604	General Chemistry	12/2/2005
1825	Total nitrate-nitrite	EPA 9056	10199209	General Chemistry	2/6/2002
1827	Total Nitrogen	TKN + Total Nitrate-Nitrite	60034459	General Chemistry	7/30/2007
2050	Total Petroleum Hydrocarbons (TPH)	FL-PRO	90015808	Extractable Organics	9/15/2022
1905	Total phenolics	EPA 9065	10200405	General Chemistry	2/6/2002
8250	Toxaphene (Chlorinated camphene)	EPA 8081	10178402	Pesticides-Herbicides-PCB's	2/6/2002
1466	Toxicity Characteristic Leaching Procedure (TCLP)	EPA 1311	10118806	General Chemistry	2/6/2002
4700	trans-1,2-Dichloroethylene	EPA 8260	10184404	Volatile Organics	2/6/2002
4685	trans-1,3-Dichloropropene	EPA 8260	10184404	Volatile Organics	2/6/2002
4605	trans-1,4-Dichloro-2-butene	EPA 8260	10184404	Volatile Organics	7/30/2007
5170	Trichloroethene (Trichloroethylene)	EPA 8260	10184404	Volatile Organics	2/6/2002

Clients and Customers are urged to verify the laboratory's current certification status with the Environmental Laboratory Certification Program.

Certification Type **NELAP**

Issue Date: 7/1/2023

Expiration Date: 6/30/2024



Laboratory Scope of Accreditation

Attachment to Certificate #: E87052-74, expiration date June 30, 2024. This listing of accredited analytes should be used only when associated with a valid certificate.

State Laboratory ID: E87052 EPA Lab Code: GA00006 (912) 354-7858

E87052
Eurofins Savannah
5102 LaRoche Avenue
Savannah, GA 31404

Matrix: Solid and Chemical Materials

Analyte#	Analyte	Method/Tech	Method Code	Category	Effective Date
5175	Trichlorofluoromethane	EPA 8260	10184404	Volatile Organics	2/6/2002
1185	Vanadium	EPA 6010	10155201	Metals	2/6/2002
1185	Vanadium	EPA 6020	10156204	Metals	10/17/2003
5225	Vinyl acetate	EPA 8260	10184404	Volatile Organics	2/6/2002
5235	Vinyl chloride	EPA 8260	10184404	Volatile Organics	2/6/2002
5260	Xylene (total)	EPA 8260	10184404	Volatile Organics	2/6/2002
1190	Zinc	EPA 6010	10155201	Metals	2/6/2002
1190	Zinc	EPA 6020	10156204	Metals	10/17/2003



State of Florida
 Department of Health, Bureau of Public Health Laboratories
 This is to certify that

E87689

EUROFINS ST. LOUIS
 13715 RIDER TRAIL NORTH
 EARTH CITY, MO 63045

has complied with Florida Administrative Code 64E-1,
 for the examination of environmental samples in the following categories

DRINKING WATER - RADIOCHEMISTRY, NON-POTABLE WATER - GENERAL CHEMISTRY, NON-POTABLE WATER - METALS, NON-POTABLE WATER
 - RADIOCHEMISTRY, SOLID AND CHEMICAL MATERIALS - METALS, SOLID AND CHEMICAL MATERIALS - RADIOCHEMISTRY



Continued certification is contingent upon successful on-going compliance with the NELAC Standards and FAC Rule 64E-1 regulations. Specific methods and analytes certified are cited on the Laboratory Scope of Accreditation for this laboratory and are on file at the Bureau of Public Health Laboratories, P. O. Box 210, Jacksonville, Florida 32231. Clients and customers are urged to verify with this agency the laboratory's certification status in Florida for particular methods and analytes.

Date Issued: October 23, 2023 Expiration Date: June 30, 2024



Marie-Claire Rowlinson, PhD, D(ABMM)
 Bureau of Public Health Laboratories
 DH Form 1697, 7/04

NON-TRANSFERABLE E87689-71-10/23/2023
 Supersedes all previously issued certificates



Laboratory Scope of Accreditation

Attachment to Certificate #: E87689-71, expiration date June 30, 2024. This listing of accredited analytes should be used only when associated with a valid certificate.

State Laboratory ID: E87689 EPA Lab Code: MO00054 (314) 298-8566

E87689
Eurofins St. Louis
13715 Rider Trail North
Earth City, MO 63045

Matrix: Drinking Water

Analyte#	Analyte	Method/Tech	Method Code	Category	Effective Date
2830	Gross Alpha	EPA 900.0	10308200	Radiochemistry	12/8/2022
2830	Gross Alpha	SM 7110 C	20159028	Radiochemistry	12/8/2022
2840	Gross Beta	EPA 900.0	10308200	Radiochemistry	12/8/2022
3042	Isotopic Uranium	DOE U-02-RC	90011408	Radiochemistry	8/15/2018
2965	Radium-226	EPA 903.0	10309407	Radiochemistry	3/31/2015
2970	Radium-228	EPA 904.0	10309805	Radiochemistry	12/10/2008
2985	Radon	SM 7500-Rn B	20173733	Radiochemistry	8/15/2018
2980	Radon-222	ST-RC-0222 / LSC	60051878	Radiochemistry	7/1/2020
1143	Selenium-79	ST-RC-0079 / LSC	60051845	Radiochemistry	7/1/2020
3005	Strontium-90	DOE Sr-02	90009000	Radiochemistry	12/10/2008
3005	Strontium-90	DOE Sr-03-RC	90009806	Radiochemistry	12/10/2008
3005	Strontium-90	EPA 905.0	10310006	Radiochemistry	12/10/2008
3030	Tritium	EPA 906.0	10310200	Radiochemistry	12/10/2008
3055	Uranium (activity)	DOE U-02	90011204	Radiochemistry	8/15/2018
1184	Uranium (mass)	EPA 200.8	10014605	Radiochemistry	8/15/2018



Laboratory Scope of Accreditation

Attachment to Certificate #: E87689-71, expiration date June 30, 2024. This listing of accredited analytes should be used only when associated with a valid certificate.

State Laboratory ID: E87689 EPA Lab Code: MO00054 (314) 298-8566

E87689
Eurofins St. Louis
13715 Rider Trail North
Earth City, MO 63045

Matrix: Non-Potable Water

Analyte#	Analyte	Method/Tech	Method Code	Category	Effective Date
1000	Aluminum	EPA 200.7	10013806	General Chemistry,Metals	7/1/2013
1000	Aluminum	EPA 200.8	10014605	Metals	7/1/2013
1000	Aluminum	EPA 6010D	10155950	Metals	12/12/2022
1000	Aluminum	EPA 6020B	10156420	Metals	12/12/2022
1005	Antimony	EPA 200.7	10013806	Metals	7/1/2013
1005	Antimony	EPA 200.8	10014605	Metals	7/1/2013
1005	Antimony	EPA 6010D	10155950	Metals	12/12/2022
1005	Antimony	EPA 6020B	10156420	Metals	12/12/2022
1010	Arsenic	EPA 200.7	10013806	General Chemistry,Metals	7/1/2013
1010	Arsenic	EPA 200.8	10014605	Metals	7/1/2013
1010	Arsenic	EPA 6010D	10155950	Metals	12/12/2022
1010	Arsenic	EPA 6020B	10156420	Metals	12/12/2022
1015	Barium	EPA 200.7	10013806	Metals	7/1/2013
1015	Barium	EPA 200.8	10014605	Metals	7/1/2013
1015	Barium	EPA 6010D	10155950	Metals	12/12/2022
1015	Barium	EPA 6020B	10156420	Metals	12/12/2022
1020	Beryllium	EPA 200.7	10013806	General Chemistry,Metals	7/1/2013
1020	Beryllium	EPA 200.8	10014605	Metals	7/1/2013
1020	Beryllium	EPA 6010D	10155950	Metals	12/12/2022
1020	Beryllium	EPA 6020B	10156420	Metals	12/12/2022
1025	Boron	EPA 200.7	10013806	Metals	7/1/2013
1025	Boron	EPA 6010D	10155950	Metals	12/12/2022
1025	Boron	EPA 6020B	10156420	Metals	12/12/2022
1030	Cadmium	EPA 200.7	10013806	General Chemistry,Metals	7/1/2013
1030	Cadmium	EPA 200.8	10014605	Metals	7/1/2013
1030	Cadmium	EPA 6010D	10155950	Metals	12/12/2022
1030	Cadmium	EPA 6020B	10156420	Metals	12/12/2022
1035	Calcium	EPA 200.7	10013806	General Chemistry,Metals	7/1/2013
1035	Calcium	EPA 6010D	10155950	Metals	12/12/2022
1035	Calcium	EPA 6020B	10156420	Metals	12/12/2022
1040	Chromium	EPA 200.7	10013806	Metals	7/1/2013
1040	Chromium	EPA 200.8	10014605	Metals	7/1/2013
1040	Chromium	EPA 6010D	10155950	Metals	12/12/2022
1040	Chromium	EPA 6020B	10156420	Metals	12/12/2022
1050	Cobalt	EPA 200.7	10013806	Metals	7/1/2013
1050	Cobalt	EPA 200.8	10014605	Metals	7/1/2013

Clients and Customers are urged to verify the laboratory's current certification status with the Environmental Laboratory Certification Program.

Certification Type **NELAP**
Issue Date: 10/23/2023 Expiration Date: 6/30/2024



Laboratory Scope of Accreditation

Attachment to Certificate #: E87689-71, expiration date June 30, 2024. This listing of accredited analytes should be used only when associated with a valid certificate.

State Laboratory ID: E87689 EPA Lab Code: MO00054 (314) 298-8566

E87689
Eurofins St. Louis
13715 Rider Trail North
Earth City, MO 63045

Matrix: Non-Potable Water

Analyte#	Analyte	Method/Tech	Method Code	Category	Effective Date
1050	Cobalt	EPA 6010D	10155950	Metals	12/12/2022
1050	Cobalt	EPA 6020B	10156420	Metals	12/12/2022
1055	Copper	EPA 200.7	10013806	General Chemistry,Metals	7/1/2013
1055	Copper	EPA 200.8	10014605	Metals	7/1/2013
1055	Copper	EPA 6010D	10155950	Metals	12/12/2022
1055	Copper	EPA 6020B	10156420	Metals	12/12/2022
2826	Gamma Emitters	EPA 901.1	10308608	Radiochemistry	7/1/2013
2830	Gross Alpha	EPA 900.0	10308200	Radiochemistry	7/1/2013
2830	Gross Alpha	EPA 900.0 (GPC)	10242634	Radiochemistry	10/20/2023
2830	Gross Alpha	EPA 9310	10310802	Radiochemistry	7/1/2013
2840	Gross Beta	EPA 900.0	10308200	Radiochemistry	7/1/2013
2840	Gross Beta	EPA 900.0 (GPC)	10242634	Radiochemistry	10/20/2023
2840	Gross Beta	EPA 9310	10310802	Radiochemistry	7/1/2013
1070	Iron	EPA 200.7	10013806	Metals	7/1/2013
1070	Iron	EPA 6010D	10155950	Metals	12/12/2022
1070	Iron	EPA 6020B	10156420	Metals	12/12/2022
1075	Lead	EPA 200.7	10013806	General Chemistry,Metals	7/1/2013
1075	Lead	EPA 200.8	10014605	Metals	7/1/2013
1075	Lead	EPA 6010D	10155950	Metals	12/12/2022
1075	Lead	EPA 6020B	10156420	Metals	12/12/2022
1080	Lithium	EPA 6010D	10155950	Metals	12/12/2022
1085	Magnesium	EPA 200.7	10013806	General Chemistry,Metals	7/1/2013
1085	Magnesium	EPA 200.8	10014605	Metals	7/1/2013
1085	Magnesium	EPA 6010D	10155950	Metals	12/12/2022
1085	Magnesium	EPA 6020B	10156420	Metals	12/12/2022
1090	Manganese	EPA 200.7	10013806	General Chemistry,Metals	7/1/2013
1090	Manganese	EPA 200.8	10014605	Metals	7/1/2013
1090	Manganese	EPA 6010D	10155950	Metals	12/12/2022
1090	Manganese	EPA 6020B	10156420	Metals	12/12/2022
1095	Mercury	EPA 245.1	10036609	Metals	7/1/2013
1095	Mercury	EPA 7470A	10165807	Metals	12/12/2022
1100	Molybdenum	EPA 200.7	10013806	Metals	7/1/2013
1100	Molybdenum	EPA 200.8	10014605	Metals	7/1/2013
1100	Molybdenum	EPA 6010D	10155950	Metals	12/12/2022
1100	Molybdenum	EPA 6020B	10156420	Metals	12/12/2022
1105	Nickel	EPA 200.7	10013806	General Chemistry,Metals	7/1/2013

Clients and Customers are urged to verify the laboratory's current certification status with the Environmental Laboratory Certification Program.

Certification Type **NELAP**

Issue Date: 10/23/2023

Expiration Date: 6/30/2024



Laboratory Scope of Accreditation

Attachment to Certificate #: E87689-71, expiration date June 30, 2024. This listing of accredited analytes should be used only when associated with a valid certificate.

State Laboratory ID: E87689 EPA Lab Code: MO00054 (314) 298-8566

E87689
Eurofins St. Louis
13715 Rider Trail North
Earth City, MO 63045

Matrix: Non-Potable Water

Analyte#	Analyte	Method/Tech	Method Code	Category	Effective Date
1105	Nickel	EPA 200.8	10014605	Metals	7/1/2013
1105	Nickel	EPA 6010D	10155950	Metals	12/12/2022
1105	Nickel	EPA 6020B	10156420	Metals	12/12/2022
1125	Potassium	EPA 200.7	10013806	Metals	7/1/2013
1125	Potassium	EPA 6010D	10155950	Metals	12/12/2022
1125	Potassium	EPA 6020B	10156420	Metals	12/12/2022
2965	Radium-226	EPA 903.0	10309407	Radiochemistry	7/1/2013
2970	Radium-228	EPA 904.0	10309805	Radiochemistry	7/1/2013
2970	Radium-228	EPA 9320	10208603	Radiochemistry	7/1/2013
1140	Selenium	EPA 200.7	10013806	Metals	7/1/2013
1140	Selenium	EPA 200.8	10014605	Metals	7/1/2013
1140	Selenium	EPA 6010D	10155950	Metals	12/12/2022
1140	Selenium	EPA 6020B	10156420	Metals	12/12/2022
1990	Silica as SiO2	EPA 200.7	10013806	Metals	6/12/2023
1145	Silicon	EPA 6010D	10155950	Metals	6/12/2023
1150	Silver	EPA 200.7	10013806	Metals	7/1/2013
1150	Silver	EPA 200.8	10014605	Metals	7/1/2013
1150	Silver	EPA 6010D	10155950	Metals	12/12/2022
1150	Silver	EPA 6020B	10156420	Metals	12/12/2022
1155	Sodium	EPA 200.7	10013806	Metals	7/1/2013
1155	Sodium	EPA 6010D	10155950	Metals	12/12/2022
1155	Sodium	EPA 6020B	10156420	Metals	12/12/2022
1160	Strontium	EPA 200.7	10013806	Metals	7/1/2013
1160	Strontium	EPA 6010D	10155950	Metals	12/12/2022
1160	Strontium	EPA 6020B	10156420	Metals	12/12/2022
3005	Strontium-90	DOE Sr-03-RC	90009806	Radiochemistry	7/1/2013
3005	Strontium-90	EPA 905.0	10310006	Radiochemistry	7/1/2013
1165	Thallium	EPA 200.7	10013806	Metals	7/1/2013
1165	Thallium	EPA 200.8	10014605	Metals	7/1/2013
1165	Thallium	EPA 6010D	10155950	Metals	12/12/2022
1165	Thallium	EPA 6020B	10156420	Metals	12/12/2022
1170	Thorium	EPA 200.8	10014605	Metals	7/1/2013
1170	Thorium	EPA 6020B	10156420	Metals	12/12/2022
1175	Tin	EPA 200.7	10013806	Metals	7/1/2013
1175	Tin	EPA 6010D	10155950	Metals	12/12/2022
1175	Tin	EPA 6020B	10156420	Metals	12/12/2022

Clients and Customers are urged to verify the laboratory's current certification status with the Environmental Laboratory Certification Program.

Certification Type **NELAP**
Issue Date: 10/23/2023 Expiration Date: 6/30/2024



Laboratory Scope of Accreditation

Attachment to Certificate #: E87689-71, expiration date June 30, 2024. This listing of accredited analytes should be used only when associated with a valid certificate.

State Laboratory ID: E87689 EPA Lab Code: MO00054 (314) 298-8566

E87689
Eurofins St. Louis
13715 Rider Trail North
Earth City, MO 63045

Matrix: Non-Potable Water

Analyte#	Analyte	Method/Tech	Method Code	Category	Effective Date
1180	Titanium	EPA 200.7	10013806	Metals	7/1/2013
1180	Titanium	EPA 6010D	10155950	Metals	12/12/2022
1180	Titanium	EPA 6020B	10156420	Metals	12/12/2022
2975	Total radium	EPA 903.0	10309407	Radiochemistry	4/21/2020
2975	Total radium	EPA 9315	10311009	Radiochemistry	7/1/2013
3030	Tritium	EPA 906.0	10310200	Radiochemistry	7/1/2013
1184	Uranium (mass)	EPA 200.8	10014605	Metals	7/1/2013
1184	Uranium (mass)	EPA 6020B	10156420	Metals	12/12/2022
1185	Vanadium	EPA 200.7	10013806	General Chemistry,Metals	7/1/2013
1185	Vanadium	EPA 200.8	10014605	Metals	7/1/2013
1185	Vanadium	EPA 6010D	10155950	Metals	12/12/2022
1185	Vanadium	EPA 6020B	10156420	Metals	12/12/2022
1190	Zinc	EPA 200.7	10013806	General Chemistry,Metals	7/1/2013
1190	Zinc	EPA 200.8	10014605	Metals	7/1/2013
1190	Zinc	EPA 6010D	10155950	Metals	12/12/2022
1190	Zinc	EPA 6020B	10156420	Metals	12/12/2022



Laboratory Scope of Accreditation

Attachment to Certificate #: E87689-71, expiration date June 30, 2024. This listing of accredited analytes should be used only when associated with a valid certificate.

State Laboratory ID: E87689 EPA Lab Code: MO00054 (314) 298-8566

E87689
Eurofins St. Louis
13715 Rider Trail North
Earth City, MO 63045

Matrix: Solid and Chemical Materials

Analyte#	Analyte	Method/Tech	Method Code	Category	Effective Date
1000	Aluminum	EPA 6010D	10155950	Metals	12/12/2022
1000	Aluminum	EPA 6020B	10156420	Metals	12/12/2022
1005	Antimony	EPA 6010D	10155950	Metals	12/12/2022
1005	Antimony	EPA 6020B	10156420	Metals	12/12/2022
1010	Arsenic	EPA 6010D	10155950	Metals	12/12/2022
1010	Arsenic	EPA 6020B	10156420	Metals	12/12/2022
1015	Barium	EPA 6010D	10155950	Metals	12/12/2022
1015	Barium	EPA 6020B	10156420	Metals	12/12/2022
1020	Beryllium	EPA 6010D	10155950	Metals	12/12/2022
1020	Beryllium	EPA 6020B	10156420	Metals	12/12/2022
1025	Boron	EPA 6010D	10155950	Metals	12/12/2022
1025	Boron	EPA 6020B	10156420	Metals	12/12/2022
1030	Cadmium	EPA 6010D	10155950	Metals	12/12/2022
1030	Cadmium	EPA 6020B	10156420	Metals	12/12/2022
1035	Calcium	EPA 6010D	10155950	Metals	12/12/2022
1035	Calcium	EPA 6020B	10156420	Metals	12/12/2022
1040	Chromium	EPA 6010D	10155950	Metals	12/12/2022
1040	Chromium	EPA 6020B	10156420	Metals	12/12/2022
1050	Cobalt	EPA 6010D	10155950	Metals	12/12/2022
1050	Cobalt	EPA 6020B	10156420	Metals	12/12/2022
1055	Copper	EPA 6010D	10155950	Metals	12/12/2022
1055	Copper	EPA 6020B	10156420	Metals	12/12/2022
2830	Gross Alpha	EPA 9310	10310802	Radiochemistry	7/1/2013
2840	Gross Beta	EPA 9310	10310802	Radiochemistry	7/1/2013
1070	Iron	EPA 6010D	10155950	Metals	12/12/2022
1070	Iron	EPA 6020B	10156420	Metals	12/12/2022
1075	Lead	EPA 6010D	10155950	Metals	12/12/2022
1075	Lead	EPA 6020B	10156420	Metals	12/12/2022
1080	Lithium	EPA 6010D	10155950	Metals	12/12/2022
1085	Magnesium	EPA 6010D	10155950	Metals	12/12/2022
1085	Magnesium	EPA 6020B	10156420	Metals	12/12/2022
1090	Manganese	EPA 6010D	10155950	Metals	12/12/2022
1090	Manganese	EPA 6020B	10156420	Metals	12/12/2022
1095	Mercury	EPA 7471B	10166457	Metals	12/12/2022
1100	Molybdenum	EPA 6010D	10155950	Metals	12/12/2022
1100	Molybdenum	EPA 6020B	10156420	Metals	12/12/2022

Clients and Customers are urged to verify the laboratory's current certification status with the Environmental Laboratory Certification Program.

Certification Type **NELAP**
Issue Date: 10/23/2023 Expiration Date: 6/30/2024



Laboratory Scope of Accreditation

Attachment to Certificate #: E87689-71, expiration date June 30, 2024. This listing of accredited analytes should be used only when associated with a valid certificate.

State Laboratory ID: E87689 EPA Lab Code: MO00054 (314) 298-8566

E87689
Eurofins St. Louis
13715 Rider Trail North
Earth City, MO 63045

Matrix: Solid and Chemical Materials

Analyte#	Analyte	Method/Tech	Method Code	Category	Effective Date
1105	Nickel	EPA 6010D	10155950	Metals	12/12/2022
1105	Nickel	EPA 6020B	10156420	Metals	12/12/2022
1125	Potassium	EPA 6010D	10155950	Metals	12/12/2022
1125	Potassium	EPA 6020B	10156420	Metals	12/12/2022
2970	Radium-228	EPA 9320	10208603	Radiochemistry	7/1/2013
1140	Selenium	EPA 6010D	10155950	Metals	12/12/2022
1140	Selenium	EPA 6020B	10156420	Metals	12/12/2022
1145	Silicon	EPA 6010D	10155950	Metals	12/12/2022
1150	Silver	EPA 6010D	10155950	Metals	12/12/2022
1150	Silver	EPA 6020B	10156420	Metals	12/12/2022
1155	Sodium	EPA 6010D	10155950	Metals	12/12/2022
1155	Sodium	EPA 6020B	10156420	Metals	12/12/2022
1160	Strontium	EPA 6010D	10155950	Metals	12/12/2022
1160	Strontium	EPA 6020B	10156420	Metals	12/12/2022
1165	Thallium	EPA 6010D	10155950	Metals	12/12/2022
1165	Thallium	EPA 6020B	10156420	Metals	12/12/2022
1175	Tin	EPA 6010D	10155950	Metals	12/12/2022
1175	Tin	EPA 6020B	10156420	Metals	12/12/2022
1180	Titanium	EPA 6010D	10155950	Metals	12/12/2022
1180	Titanium	EPA 6020B	10156420	Metals	12/12/2022
2975	Total radium	EPA 9315	10311009	Radiochemistry	7/1/2013
1184	Uranium (mass)	EPA 6020B	10156420	Metals	12/12/2022
1185	Vanadium	EPA 6010D	10155950	Metals	12/12/2022
1185	Vanadium	EPA 6020B	10156420	Metals	12/12/2022
1190	Zinc	EPA 6010D	10155950	Metals	12/12/2022
1190	Zinc	EPA 6020B	10156420	Metals	12/12/2022



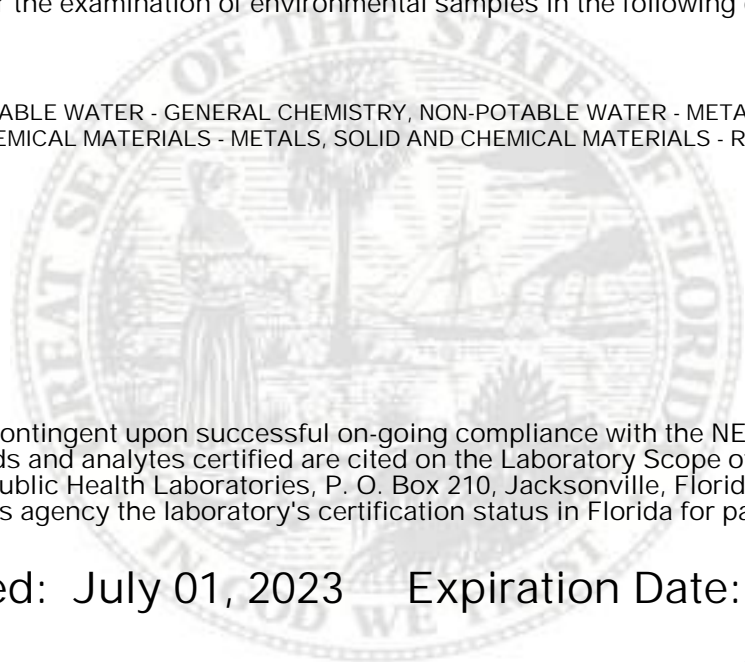
State of Florida
 Department of Health, Bureau of Public Health Laboratories
 This is to certify that

E87689

EUROFINS ST. LOUIS
 13715 RIDER TRAIL NORTH
 EARTH CITY, MO 63045

has complied with Florida Administrative Code 64E-1,
 for the examination of environmental samples in the following categories

DRINKING WATER - RADIOCHEMISTRY, NON-POTABLE WATER - GENERAL CHEMISTRY, NON-POTABLE WATER - METALS, NON-POTABLE WATER
 - RADIOCHEMISTRY, SOLID AND CHEMICAL MATERIALS - METALS, SOLID AND CHEMICAL MATERIALS - RADIOCHEMISTRY



Continued certification is contingent upon successful on-going compliance with the NELAC Standards and FAC Rule 64E-1 regulations. Specific methods and analytes certified are cited on the Laboratory Scope of Accreditation for this laboratory and are on file at the Bureau of Public Health Laboratories, P. O. Box 210, Jacksonville, Florida 32231. Clients and customers are urged to verify with this agency the laboratory's certification status in Florida for particular methods and analytes.

Date Issued: July 01, 2023 Expiration Date: June 30, 2024



Susanne Crowe

Susanne Crowe, MHA
 Interim Chief Bureau of Public Health Laboratories
 DH Form 1697, 7/04
 NON-TRANSFERABLE E87689-70-07/01/2023
 Supersedes all previously issued certificates



Laboratory Scope of Accreditation

Attachment to Certificate #: E87689-70, expiration date June 30, 2024. This listing of accredited analytes should be used only when associated with a valid certificate.

State Laboratory ID: **E87689** EPA Lab Code: **MO00054** **(314) 298-8566**

E87689
Eurofins St. Louis
13715 Rider Trail North
Earth City, MO 63045

Matrix: **Drinking Water**

Analyte#	Analyte	Method/Tech	Method Code	Category	Effective Date
2830	Gross Alpha	EPA 900.0	10308200	Radiochemistry	12/8/2022
2830	Gross Alpha	SM 7110 C	20159028	Radiochemistry	12/8/2022
2840	Gross Beta	EPA 900.0	10308200	Radiochemistry	12/8/2022
3042	Isotopic Uranium	DOE U-02-RC	90011408	Radiochemistry	8/15/2018
2965	Radium-226	EPA 903.0	10309407	Radiochemistry	3/31/2015
2970	Radium-228	EPA 904.0	10309805	Radiochemistry	12/10/2008
2985	Radon	SM 7500-Rn B	20173733	Radiochemistry	8/15/2018
2980	Radon-222	ST-RC-0222 / LSC	60051878	Radiochemistry	7/1/2020
1143	Selenium-79	ST-RC-0079 / LSC	60051845	Radiochemistry	7/1/2020
3005	Strontium-90	DOE Sr-02	90009000	Radiochemistry	12/10/2008
3005	Strontium-90	DOE Sr-03-RC	90009806	Radiochemistry	12/10/2008
3005	Strontium-90	EPA 905.0	10310006	Radiochemistry	12/10/2008
3030	Tritium	EPA 906.0	10310200	Radiochemistry	12/10/2008
3055	Uranium (activity)	DOE U-02	90011204	Radiochemistry	8/15/2018
1184	Uranium (mass)	EPA 200.8	10014605	Radiochemistry	8/15/2018



Laboratory Scope of Accreditation

Attachment to Certificate #: E87689-70, expiration date June 30, 2024. This listing of accredited analytes should be used only when associated with a valid certificate.

State Laboratory ID: **E87689** EPA Lab Code: **MO00054** **(314) 298-8566**

E87689
Eurofins St. Louis
13715 Rider Trail North
Earth City, MO 63045

Matrix: **Non-Potable Water**

Analyte#	Analyte	Method/Tech	Method Code	Category	Effective Date
1000	Aluminum	EPA 200.7	10013806	General Chemistry,Metals	7/1/2013
1000	Aluminum	EPA 200.8	10014605	Metals	7/1/2013
1000	Aluminum	EPA 6010D	10155950	Metals	12/12/2022
1000	Aluminum	EPA 6020B	10156420	Metals	12/12/2022
1005	Antimony	EPA 200.7	10013806	Metals	7/1/2013
1005	Antimony	EPA 200.8	10014605	Metals	7/1/2013
1005	Antimony	EPA 6010D	10155950	Metals	12/12/2022
1005	Antimony	EPA 6020B	10156420	Metals	12/12/2022
1010	Arsenic	EPA 200.7	10013806	General Chemistry,Metals	7/1/2013
1010	Arsenic	EPA 200.8	10014605	Metals	7/1/2013
1010	Arsenic	EPA 6010D	10155950	Metals	12/12/2022
1010	Arsenic	EPA 6020B	10156420	Metals	12/12/2022
1015	Barium	EPA 200.7	10013806	Metals	7/1/2013
1015	Barium	EPA 200.8	10014605	Metals	7/1/2013
1015	Barium	EPA 6010D	10155950	Metals	12/12/2022
1015	Barium	EPA 6020B	10156420	Metals	12/12/2022
1020	Beryllium	EPA 200.7	10013806	General Chemistry,Metals	7/1/2013
1020	Beryllium	EPA 200.8	10014605	Metals	7/1/2013
1020	Beryllium	EPA 6010D	10155950	Metals	12/12/2022
1020	Beryllium	EPA 6020B	10156420	Metals	12/12/2022
1025	Boron	EPA 200.7	10013806	Metals	7/1/2013
1025	Boron	EPA 6010D	10155950	Metals	12/12/2022
1025	Boron	EPA 6020B	10156420	Metals	12/12/2022
1030	Cadmium	EPA 200.7	10013806	General Chemistry,Metals	7/1/2013
1030	Cadmium	EPA 200.8	10014605	Metals	7/1/2013
1030	Cadmium	EPA 6010D	10155950	Metals	12/12/2022
1030	Cadmium	EPA 6020B	10156420	Metals	12/12/2022
1035	Calcium	EPA 200.7	10013806	General Chemistry,Metals	7/1/2013
1035	Calcium	EPA 6010D	10155950	Metals	12/12/2022
1035	Calcium	EPA 6020B	10156420	Metals	12/12/2022
1040	Chromium	EPA 200.7	10013806	Metals	7/1/2013
1040	Chromium	EPA 200.8	10014605	Metals	7/1/2013
1040	Chromium	EPA 6010D	10155950	Metals	12/12/2022
1040	Chromium	EPA 6020B	10156420	Metals	12/12/2022
1050	Cobalt	EPA 200.7	10013806	Metals	7/1/2013
1050	Cobalt	EPA 200.8	10014605	Metals	7/1/2013



Laboratory Scope of Accreditation

Attachment to Certificate #: E87689-70, expiration date June 30, 2024. This listing of accredited analytes should be used only when associated with a valid certificate.

State Laboratory ID: **E87689** EPA Lab Code: **MO00054** (314) 298-8566

E87689
Eurofins St. Louis
13715 Rider Trail North
Earth City, MO 63045

Matrix: **Non-Potable Water**

Analyte#	Analyte	Method/Tech	Method Code	Category	Effective Date
1050	Cobalt	EPA 6010D	10155950	Metals	12/12/2022
1050	Cobalt	EPA 6020B	10156420	Metals	12/12/2022
1055	Copper	EPA 200.7	10013806	General Chemistry,Metals	7/1/2013
1055	Copper	EPA 200.8	10014605	Metals	7/1/2013
1055	Copper	EPA 6010D	10155950	Metals	12/12/2022
1055	Copper	EPA 6020B	10156420	Metals	12/12/2022
2826	Gamma Emitters	EPA 901.1	10308608	Radiochemistry	7/1/2013
2830	Gross Alpha	EPA 900.0	10308200	Radiochemistry	7/1/2013
2830	Gross Alpha	EPA 9310	10310802	Radiochemistry	7/1/2013
2840	Gross Beta	EPA 900.0	10308200	Radiochemistry	7/1/2013
2840	Gross Beta	EPA 9310	10310802	Radiochemistry	7/1/2013
1070	Iron	EPA 200.7	10013806	Metals	7/1/2013
1070	Iron	EPA 6010D	10155950	Metals	12/12/2022
1070	Iron	EPA 6020B	10156420	Metals	12/12/2022
1075	Lead	EPA 200.7	10013806	General Chemistry,Metals	7/1/2013
1075	Lead	EPA 200.8	10014605	Metals	7/1/2013
1075	Lead	EPA 6010D	10155950	Metals	12/12/2022
1075	Lead	EPA 6020B	10156420	Metals	12/12/2022
1080	Lithium	EPA 6010D	10155950	Metals	12/12/2022
1085	Magnesium	EPA 200.7	10013806	General Chemistry,Metals	7/1/2013
1085	Magnesium	EPA 200.8	10014605	Metals	7/1/2013
1085	Magnesium	EPA 6010D	10155950	Metals	12/12/2022
1085	Magnesium	EPA 6020B	10156420	Metals	12/12/2022
1090	Manganese	EPA 200.7	10013806	General Chemistry,Metals	7/1/2013
1090	Manganese	EPA 200.8	10014605	Metals	7/1/2013
1090	Manganese	EPA 6010D	10155950	Metals	12/12/2022
1090	Manganese	EPA 6020B	10156420	Metals	12/12/2022
1095	Mercury	EPA 245.1	10036609	Metals	7/1/2013
1095	Mercury	EPA 7470A	10165807	Metals	12/12/2022
1100	Molybdenum	EPA 200.7	10013806	Metals	7/1/2013
1100	Molybdenum	EPA 200.8	10014605	Metals	7/1/2013
1100	Molybdenum	EPA 6010D	10155950	Metals	12/12/2022
1100	Molybdenum	EPA 6020B	10156420	Metals	12/12/2022
1105	Nickel	EPA 200.7	10013806	General Chemistry,Metals	7/1/2013
1105	Nickel	EPA 200.8	10014605	Metals	7/1/2013
1105	Nickel	EPA 6010D	10155950	Metals	12/12/2022

Clients and Customers are urged to verify the laboratory's current certification status with the Environmental Laboratory Certification Program. Certification Type **NELAP**
Issue Date: 7/1/2023 **Expiration Date: 6/30/2024**



Laboratory Scope of Accreditation

Attachment to Certificate #: E87689-70, expiration date June 30, 2024. This listing of accredited analytes should be used only when associated with a valid certificate.

State Laboratory ID: **E87689**

EPA Lab Code: **MO00054**

(314) 298-8566

E87689

**Eurofins St. Louis
13715 Rider Trail North
Earth City, MO 63045**

Matrix: **Non-Potable Water**

Analyte#	Analyte	Method/Tech	Method Code	Category	Effective Date
1105	Nickel	EPA 6020B	10156420	Metals	12/12/2022
1125	Potassium	EPA 200.7	10013806	Metals	7/1/2013
1125	Potassium	EPA 6010D	10155950	Metals	12/12/2022
1125	Potassium	EPA 6020B	10156420	Metals	12/12/2022
2965	Radium-226	EPA 903.0	10309407	Radiochemistry	7/1/2013
2970	Radium-228	EPA 904.0	10309805	Radiochemistry	7/1/2013
2970	Radium-228	EPA 9320	10208603	Radiochemistry	7/1/2013
1140	Selenium	EPA 200.7	10013806	Metals	7/1/2013
1140	Selenium	EPA 200.8	10014605	Metals	7/1/2013
1140	Selenium	EPA 6010D	10155950	Metals	12/12/2022
1140	Selenium	EPA 6020B	10156420	Metals	12/12/2022
1990	Silica as SiO2	EPA 200.7	10013806	Metals	6/12/2023
1145	Silicon	EPA 6010D	10155950	Metals	6/12/2023
1150	Silver	EPA 200.7	10013806	Metals	7/1/2013
1150	Silver	EPA 200.8	10014605	Metals	7/1/2013
1150	Silver	EPA 6010D	10155950	Metals	12/12/2022
1150	Silver	EPA 6020B	10156420	Metals	12/12/2022
1155	Sodium	EPA 200.7	10013806	Metals	7/1/2013
1155	Sodium	EPA 6010D	10155950	Metals	12/12/2022
1155	Sodium	EPA 6020B	10156420	Metals	12/12/2022
1160	Strontium	EPA 200.7	10013806	Metals	7/1/2013
1160	Strontium	EPA 6010D	10155950	Metals	12/12/2022
1160	Strontium	EPA 6020B	10156420	Metals	12/12/2022
3005	Strontium-90	DOE Sr-03-RC	90009806	Radiochemistry	7/1/2013
3005	Strontium-90	EPA 905.0	10310006	Radiochemistry	7/1/2013
1165	Thallium	EPA 200.7	10013806	Metals	7/1/2013
1165	Thallium	EPA 200.8	10014605	Metals	7/1/2013
1165	Thallium	EPA 6010D	10155950	Metals	12/12/2022
1165	Thallium	EPA 6020B	10156420	Metals	12/12/2022
1170	Thorium	EPA 200.8	10014605	Metals	7/1/2013
1170	Thorium	EPA 6020B	10156420	Metals	12/12/2022
1175	Tin	EPA 200.7	10013806	Metals	7/1/2013
1175	Tin	EPA 6010D	10155950	Metals	12/12/2022
1175	Tin	EPA 6020B	10156420	Metals	12/12/2022
1180	Titanium	EPA 200.7	10013806	Metals	7/1/2013
1180	Titanium	EPA 6010D	10155950	Metals	12/12/2022

Clients and Customers are urged to verify the laboratory's current certification status with the Environmental Laboratory Certification Program.

Certification Type **NELAP**
Issue Date: 7/1/2023 **Expiration Date: 6/30/2024**



Laboratory Scope of Accreditation

Attachment to Certificate #: E87689-70, expiration date June 30, 2024. This listing of accredited analytes should be used only when associated with a valid certificate.

State Laboratory ID: **E87689** EPA Lab Code: **MO00054** **(314) 298-8566**

E87689
Eurofins St. Louis
13715 Rider Trail North
Earth City, MO 63045

Matrix: **Non-Potable Water**

Analyte#	Analyte	Method/Tech	Method Code	Category	Effective Date
1180	Titanium	EPA 6020B	10156420	Metals	12/12/2022
2975	Total radium	EPA 903.0	10309407	Radiochemistry	4/21/2020
2975	Total radium	EPA 9315	10311009	Radiochemistry	7/1/2013
3030	Tritium	EPA 906.0	10310200	Radiochemistry	7/1/2013
1184	Uranium (mass)	EPA 200.8	10014605	Metals	7/1/2013
1184	Uranium (mass)	EPA 6020B	10156420	Metals	12/12/2022
1185	Vanadium	EPA 200.7	10013806	General Chemistry,Metals	7/1/2013
1185	Vanadium	EPA 200.8	10014605	Metals	7/1/2013
1185	Vanadium	EPA 6010D	10155950	Metals	12/12/2022
1185	Vanadium	EPA 6020B	10156420	Metals	12/12/2022
1190	Zinc	EPA 200.7	10013806	General Chemistry,Metals	7/1/2013
1190	Zinc	EPA 200.8	10014605	Metals	7/1/2013
1190	Zinc	EPA 6010D	10155950	Metals	12/12/2022
1190	Zinc	EPA 6020B	10156420	Metals	12/12/2022



Laboratory Scope of Accreditation

Attachment to Certificate #: E87689-70, expiration date June 30, 2024. This listing of accredited analytes should be used only when associated with a valid certificate.

State Laboratory ID: **E87689** EPA Lab Code: **MO00054** (314) 298-8566

E87689
Eurofins St. Louis
13715 Rider Trail North
Earth City, MO 63045

Matrix: **Solid and Chemical Materials**

Analyte#	Analyte	Method/Tech	Method Code	Category	Effective Date
1000	Aluminum	EPA 6010D	10155950	Metals	12/12/2022
1000	Aluminum	EPA 6020B	10156420	Metals	12/12/2022
1005	Antimony	EPA 6010D	10155950	Metals	12/12/2022
1005	Antimony	EPA 6020B	10156420	Metals	12/12/2022
1010	Arsenic	EPA 6010D	10155950	Metals	12/12/2022
1010	Arsenic	EPA 6020B	10156420	Metals	12/12/2022
1015	Barium	EPA 6010D	10155950	Metals	12/12/2022
1015	Barium	EPA 6020B	10156420	Metals	12/12/2022
1020	Beryllium	EPA 6010D	10155950	Metals	12/12/2022
1020	Beryllium	EPA 6020B	10156420	Metals	12/12/2022
1025	Boron	EPA 6010D	10155950	Metals	12/12/2022
1025	Boron	EPA 6020B	10156420	Metals	12/12/2022
1030	Cadmium	EPA 6010D	10155950	Metals	12/12/2022
1030	Cadmium	EPA 6020B	10156420	Metals	12/12/2022
1035	Calcium	EPA 6010D	10155950	Metals	12/12/2022
1035	Calcium	EPA 6020B	10156420	Metals	12/12/2022
1040	Chromium	EPA 6010D	10155950	Metals	12/12/2022
1040	Chromium	EPA 6020B	10156420	Metals	12/12/2022
1050	Cobalt	EPA 6010D	10155950	Metals	12/12/2022
1050	Cobalt	EPA 6020B	10156420	Metals	12/12/2022
1055	Copper	EPA 6010D	10155950	Metals	12/12/2022
1055	Copper	EPA 6020B	10156420	Metals	12/12/2022
2830	Gross Alpha	EPA 9310	10310802	Radiochemistry	7/1/2013
2840	Gross Beta	EPA 9310	10310802	Radiochemistry	7/1/2013
1070	Iron	EPA 6010D	10155950	Metals	12/12/2022
1070	Iron	EPA 6020B	10156420	Metals	12/12/2022
1075	Lead	EPA 6010D	10155950	Metals	12/12/2022
1075	Lead	EPA 6020B	10156420	Metals	12/12/2022
1080	Lithium	EPA 6010D	10155950	Metals	12/12/2022
1085	Magnesium	EPA 6010D	10155950	Metals	12/12/2022
1085	Magnesium	EPA 6020B	10156420	Metals	12/12/2022
1090	Manganese	EPA 6010D	10155950	Metals	12/12/2022
1090	Manganese	EPA 6020B	10156420	Metals	12/12/2022
1095	Mercury	EPA 7471B	10166457	Metals	12/12/2022
1100	Molybdenum	EPA 6010D	10155950	Metals	12/12/2022
1100	Molybdenum	EPA 6020B	10156420	Metals	12/12/2022

Clients and Customers are urged to verify the laboratory's current certification status with the Environmental Laboratory Certification Program. Certification Type **NELAP**
Issue Date: 7/1/2023 **Expiration Date: 6/30/2024**



Laboratory Scope of Accreditation

Attachment to Certificate #: E87689-70, expiration date June 30, 2024. This listing of accredited analytes should be used only when associated with a valid certificate.

State Laboratory ID: **E87689**

EPA Lab Code: **MO00054**

(314) 298-8566

E87689

**Eurofins St. Louis
13715 Rider Trail North
Earth City, MO 63045**

Matrix: **Solid and Chemical Materials**

Analyte#	Analyte	Method/Tech	Method Code	Category	Effective Date
1105	Nickel	EPA 6010D	10155950	Metals	12/12/2022
1105	Nickel	EPA 6020B	10156420	Metals	12/12/2022
1125	Potassium	EPA 6010D	10155950	Metals	12/12/2022
1125	Potassium	EPA 6020B	10156420	Metals	12/12/2022
2970	Radium-228	EPA 9320	10208603	Radiochemistry	7/1/2013
1140	Selenium	EPA 6010D	10155950	Metals	12/12/2022
1140	Selenium	EPA 6020B	10156420	Metals	12/12/2022
1145	Silicon	EPA 6010D	10155950	Metals	12/12/2022
1150	Silver	EPA 6010D	10155950	Metals	12/12/2022
1150	Silver	EPA 6020B	10156420	Metals	12/12/2022
1155	Sodium	EPA 6010D	10155950	Metals	12/12/2022
1155	Sodium	EPA 6020B	10156420	Metals	12/12/2022
1160	Strontium	EPA 6010D	10155950	Metals	12/12/2022
1160	Strontium	EPA 6020B	10156420	Metals	12/12/2022
1165	Thallium	EPA 6010D	10155950	Metals	12/12/2022
1165	Thallium	EPA 6020B	10156420	Metals	12/12/2022
1175	Tin	EPA 6010D	10155950	Metals	12/12/2022
1175	Tin	EPA 6020B	10156420	Metals	12/12/2022
1180	Titanium	EPA 6010D	10155950	Metals	12/12/2022
1180	Titanium	EPA 6020B	10156420	Metals	12/12/2022
2975	Total radium	EPA 9315	10311009	Radiochemistry	7/1/2013
1184	Uranium (mass)	EPA 6020B	10156420	Metals	12/12/2022
1185	Vanadium	EPA 6010D	10155950	Metals	12/12/2022
1185	Vanadium	EPA 6020B	10156420	Metals	12/12/2022
1190	Zinc	EPA 6010D	10155950	Metals	12/12/2022
1190	Zinc	EPA 6020B	10156420	Metals	12/12/2022

APPENDIX C

Well Condition Assessment Forms and Well
Maintenance and Repair Documentation
Memorandum

APPENDIX C

**Well Maintenance and Repair
Documentation Memorandum**



TECHNICAL MEMORANDUM

DATE November 16, 2023
TO Joju Abraham, PG
Southern Company Services
CC Ben Hodges, Georgia Power Company
FROM WSP USA Inc.

PLANT SCHERER ASH POND 1 – WELL MAINTENANCE AND REPAIR DOCUMENTATION GEORGIA POWER COMPANY

WSP USA Inc. (WSP) has prepared this memorandum to provide documentation of groundwater monitoring well maintenance and/or repair performed at Plant Scherer Ash Pond 1 during the annual reporting period. Repairs and maintenance were completed in accordance with the Georgia Environmental Protection Division (GAEPD) guidance on routine visual inspections of groundwater monitoring wells.

Table 1: Plant Scherer Ash Pond 1 – Well Maintenance Summary

Georgia Power Site/Unit	Date Performed	Well ID	Maintenance/Repair Performed
Scherer / AP1	11/20223	SGWA-4	Well lid replaced. Vegetation cleared to improve access and visibility
Scherer / AP1	11/20223	SGWC-6	Vegetation cleared to improve access and visibility
Scherer / AP1	11/20223	SGWC-10	Vegetation cleared to improve access and visibility
Scherer / AP1	11/20223	SGWC-15	Anthill cleared to improve access and visibility
Scherer / AP1	11/20223	SGWC-18	Lock replaced

All maintenance and repairs are also documented in the 2023 annual groundwater monitoring report.

WSP USA Inc.

Dawn L. Prell
Technical Principal, Hydrogeologist

Rhonda Quinn, PG
Senior Consultant, Geologist

Southern Company CFS
Plant Scherer Jan. 2024 Well O&M (Jan. 18th)

Scherer AP1:

SGWA-4 – Hinge was bent causing lid to not close properly. Replaced lid with new hinge.



SGWC-8 – Lid locking latch was broken. Replaced lid with new latch.



Southern Company CFS
Plant Scherer Jan. 2024 Well O&M (Jan. 18th)

SGWC-20 – Lid latch was bent preventing the lid from closing properly. Replaced lid with new latch.



SGWC-13 – Lid hinge and lock latch was bent. Replaced lid with new hinge and replaced lock latch.



APPENDIX C

**Well Condition Assessment Forms
February 2023**

Groundwater Monitoring Well Integrity Form

Site Name: Plant Scherer

Permit Number:

Well ID: PZ-2i

Date: 02/20/2023

	Yes	No	N/A
<u>1) Location/Identification</u>			
A Is the well visible and accessible?	X		
B Is the well properly identified with correct well ID?	X		
C Is the well in a high traffic area and does the well		X	
D Is the drainage around the well acceptable? (no		X	
<u>2) Protective Casing</u>			
A Is the protective casing free from apparent damage and able to Is the casing free of degradation or deterioration?	X		
B	X		
C Does the casing have a functioning weep hole?	X		
D Is the annular space between the casings clear of debris and	X		
E Is the well locked and is the lock in good condition?	X		
<u>3) Surface Pad</u>			
A Is the well pad in good condition (not cracked/broken)?	X		
B Is the well pad sloped away from the protective casing?	X		
C Is the well pad in complete contact with the ground surface and	X		
D Is the well pad in complete contact with the protective casing?	X		
E Is the pad surface clean (not covered with sediment or debris)?	X		
<u>4) Internal Casing</u>			
A Does the cap prevent entry of foreign material into the well?	X		
B Is the casing free of kinks/bends, or any obstructions from	X		
C Is the well properly vented for equilibration of air pressure?	X		
D Is the survey point clearly marked on the inner casing?	X		
E Is the depth of the well consistent with the original well log?	X		
F Is the casing stable? (Does PVC move easily when touched or	X		
<u>5) Sampling: Groundwater Wells Only</u>			
A Does water recharge adequately when purged?	X		
B If dedicated sampling equipment installed, is it in good	X		
C Does the well require redevelopment (low flow/turbidity)?		X	
6) Based on professional judgement, is the well construction / location		X	
7) Corrective actions as needed, by date:			Well located in drainage area between two roads. May need to be relocated.
<u>Signature and Seal of PE/PG responsible for inspection</u>			

Groundwater Monitoring Well Integrity Form

Site Name: Plant Scherer

Permit Number:

Well ID: PZ-3S

Date: 02/20/2023

	Yes	No	N/A
--	-----	----	-----

1) Location/Identification

- | | | | |
|--|---|---|--|
| A Is the well visible and accessible? | X | | |
| B Is the well properly identified with correct well ID? | X | | |
| C Is the well in a high traffic area and does the well require protection from traffic? | | X | |
| D Is the drainage around the well acceptable? (no standing water, nor is well located in obvious drainage flow path) | X | | |

2) Protective Casing

- | | | | |
|---|---|--|--|
| A Is the protective casing free from apparent damage and able to be secured? | X | | |
| B Is the casing free of degradation or deterioration? | X | | |
| C Does the casing have a functioning weep hole? | X | | |
| D Is the annular space between the casings clear of debris and water, or filled with pea gravel/sand? | X | | |
| E Is the well locked and is the lock in good condition? | X | | |

3) Surface Pad

- | | | | |
|---|---|--|--|
| A Is the well pad in good condition (not cracked/broken)? | X | | |
| B Is the well pad sloped away from the protective casing? | X | | |
| C Is the well pad in complete contact with the ground surface and stable? | X | | |
| D Is the well pad in complete contact with the protective casing? | X | | |
| E Is the pad surface clean (not covered with sediment or debris)? | X | | |

4) Internal Casing

- | | | | |
|---|---|--|--|
| A Does the cap prevent entry of foreign material into the well? | X | | |
| B Is the casing free of kinks/bends, or any obstructions from foreign objects (such as bailers)? | X | | |
| C Is the well properly vented for equilibration of air pressure? | X | | |
| D Is the survey point clearly marked on the inner casing? | X | | |
| E Is the depth of the well consistent with the original well log? | X | | |
| F Is the casing stable? (Does PVC move easily when touched or can be taken apart by hand due to lack of grout or use of slip couplings in construction) | X | | |

5) Sampling: Groundwater Wells Only

- | | | | |
|---|---|---|--|
| A Does water recharge adequately when purged?
If dedicated sampling equipment installed, is it in good condition and specified in the approved groundwater monitoring plan for the facility? | X | | |
| B Does the well require redevelopment (low flow/turbidity)? | X | | |
| C Does the well require redevelopment (low flow/turbidity)? | | X | |

6) Based on professional judgement, is the well construction / location appropriate to **1)** achieve the objectives of the Groundwater Monitoring Program and **2)** comply with the applicable regulatory requirements? X

7) Corrective actions as needed, by date:

Signature and Seal of PE/PG responsible for inspection

Groundwater Monitoring Well Integrity Form

Site Name: Plant Scherer

Permit Number:

Well ID: PZ-5i

Date: 02/20/2023

	Yes	No	N/A
<u>1) Location/Identification</u>			
A Is the well visible and accessible?	X		
B Is the well properly identified with correct well ID?	X		
C Is the well in a high traffic area and does the well require protection from traffic?		X	
D Is the drainage around the well acceptable? (no standing water, nor is well located in obvious drainage flow path)	X		
<u>2) Protective Casing</u>			
A Is the protective casing free from apparent damage and able to be secured?	X		
B Is the casing free of degradation or deterioration?	X		
C Does the casing have a functioning weep hole?	X		
D Is the annular space between the casings clear of debris and water, or filled with pea gravel/sand?	X		
E Is the well locked and is the lock in good condition?	X		
<u>3) Surface Pad</u>			
A Is the well pad in good condition (not cracked/broken)?	X		
B Is the well pad sloped away from the protective casing?	X		
C Is the well pad in complete contact with the ground surface and stable?	X		
D Is the well pad in complete contact with the protective casing?	X		
E Is the pad surface clean (not covered with sediment or debris)?	X		
<u>4) Internal Casing</u>			
A Does the cap prevent entry of foreign material into the well?	X		
B Is the casing free of kinks/bends, or any obstructions from foreign objects (such as bailers)?	X		
C Is the well properly vented for equilibration of air pressure?	X		
D Is the survey point clearly marked on the inner casing?	X		
E Is the depth of the well consistent with the original well log?	X		
F Is the casing stable? (Does PVC move easily when touched or can be taken apart by hand due to lack of grout or use of slip couplings in construction)	X		
<u>5) Sampling: Groundwater Wells Only</u>			
A Does water recharge adequately when purged?	X		
B If dedicated sampling equipment installed, is it in good condition and specified in the approved groundwater monitoring plan for the facility?	X		
C Does the well require redevelopment (low flow/turbidity)?		X	
6) Based on professional judgement, is the well construction / location appropriate to 1) achieve the objectives of the Groundwater Monitoring Program and 2) comply with the applicable regulatory requirements?	X		
<u>7) Corrective actions as needed, by date:</u>			
<u>Signature and Seal of PE/PG responsible for inspection</u>			

Groundwater Monitoring Well Integrity Form

Site Name: Plant Scherer

Permit Number:

Well ID: PZ-9i

Date: 02/20/2023

	Yes	No	N/A
--	-----	----	-----

1) Location/Identification

- | | | | |
|--|---|--|--|
| A Is the well visible and accessible? | X | | |
| B Is the well properly identified with correct well ID? | X | | |
| C Is the well in a high traffic area and does the well require protection from traffic? | X | | |
| D Is the drainage around the well acceptable? (no standing water, nor is well located in obvious drainage flow path) | X | | |

2) Protective Casing

- | | | | |
|---|---|--|--|
| A Is the protective casing free from apparent damage and able to be secured? | X | | |
| B Is the casing free of degradation or deterioration? | X | | |
| C Does the casing have a functioning weep hole? | X | | |
| D Is the annular space between the casings clear of debris and water, or filled with pea gravel/sand? | X | | |
| E Is the well locked and is the lock in good condition? | X | | |

3) Surface Pad

- | | | | |
|---|---|--|--|
| A Is the well pad in good condition (not cracked/broken)? | X | | |
| B Is the well pad sloped away from the protective casing? | X | | |
| C Is the well pad in complete contact with the ground surface and stable? | X | | |
| D Is the well pad in complete contact with the protective casing? | X | | |
| E Is the pad surface clean (not covered with sediment or debris)? | X | | |

4) Internal Casing

- | | | | |
|---|---|--|--|
| A Does the cap prevent entry of foreign material into the well?
Is the casing free of kinks/bends, or any obstructions from foreign objects (such as bailers)? | X | | |
| B Is the well properly vented for equilibration of air pressure? | X | | |
| C Is the survey point clearly marked on the inner casing? | X | | |
| D Is the depth of the well consistent with the original well log? | X | | |
| E Is the casing stable? (Does PVC move easily when touched or can be taken apart by hand due to lack of grout or use of slip couplings in construction) | X | | |

5) Sampling: Groundwater Wells Only

- | | | | |
|---|---|--|--|
| A Does water recharge adequately when purged?
If dedicated sampling equipment installed, is it in good condition and specified in the approved groundwater monitoring plan for the facility? | X | | |
| B Does the well require redevelopment (low flow/turbidity)? | X | | |

6) Based on professional judgement, is the well construction / location appropriate to **1)** achieve the objectives of the Groundwater Monitoring Program and **2)** comply with the applicable regulatory requirements? X

7) Corrective actions as needed, by date: Overgrown landscape affects visibility, needs proper label

Signature and Seal of PE/PG responsible for inspection

Groundwater Monitoring Well Integrity Form

Site Name: Plant Scherer

Permit Number:

Well ID: PZ-10S

Date: 02/20/2023

	Yes	No	N/A
--	-----	----	-----

1) Location/Identification

- | | | | |
|--|---|---|--|
| A Is the well visible and accessible? | X | | |
| B Is the well properly identified with correct well ID? | | X | |
| C Is the well in a high traffic area and does the well require protection from traffic? | | X | |
| D Is the drainage around the well acceptable? (no standing water, nor is well located in obvious drainage flow path) | X | | |

2) Protective Casing

- | | | | |
|---|---|--|--|
| A Is the protective casing free from apparent damage and able to be secured? | X | | |
| B Is the casing free of degradation or deterioration? | X | | |
| C Does the casing have a functioning weep hole? | X | | |
| D Is the annular space between the casings clear of debris and water, or filled with pea gravel/sand? | X | | |
| E Is the well locked and is the lock in good condition? | X | | |

3) Surface Pad

- | | | | |
|---|---|--|--|
| A Is the well pad in good condition (not cracked/broken)? | X | | |
| B Is the well pad sloped away from the protective casing? | X | | |
| C Is the well pad in complete contact with the ground surface and stable? | X | | |
| D Is the well pad in complete contact with the protective casing? | X | | |
| E Is the pad surface clean (not covered with sediment or debris)? | X | | |

4) Internal Casing

- | | | | |
|---|---|--|--|
| A Does the cap prevent entry of foreign material into the well? | X | | |
| B Is the casing free of kinks/bends, or any obstructions from foreign objects (such as bailers)? | X | | |
| C Is the well properly vented for equilibration of air pressure? | X | | |
| D Is the survey point clearly marked on the inner casing? | X | | |
| E Is the depth of the well consistent with the original well log? | X | | |
| F Is the casing stable? (Does PVC move easily when touched or can be taken apart by hand due to lack of grout or use of slip couplings in construction) | X | | |

5) Sampling: Groundwater Wells Only

- | | | | |
|---|---|---|--|
| A Does water recharge adequately when purged?
If dedicated sampling equipment installed, is it in good condition and specified in the approved groundwater monitoring plan for the facility? | X | | |
| B Does the well require redevelopment (low flow/turbidity)? | | X | |

6) Based on professional judgement, is the well construction / location appropriate to **1)** achieve the objectives of the Groundwater Monitoring Program and **2)** comply with the applicable regulatory requirements? X

7) Corrective actions as needed, by date: Needs proper label

Signature and Seal of PE/PG responsible for inspection

Groundwater Monitoring Well Integrity Form

Site Name: Plant Scherer

Permit Number:

Well ID: PZ-11S

Date: 02/20/2023

	Yes	No	N/A
<u>1) Location/Identification</u>			
A Is the well visible and accessible?	X		
B Is the well properly identified with correct well ID?		X	
C Is the well in a high traffic area and does the well require protection from traffic?		X	
D Is the drainage around the well acceptable? (no standing water, nor is well located in obvious drainage flow path)	X		
<u>2) Protective Casing</u>			
A Is the protective casing free from apparent damage and able to be secured?	X		
B Is the casing free of degradation or deterioration?	X		
C Does the casing have a functioning weep hole?	X		
D Is the annular space between the casings clear of debris and water, or filled with pea gravel/sand?	X		
E Is the well locked and is the lock in good condition?	X		
<u>3) Surface Pad</u>			
A Is the well pad in good condition (not cracked/broken)?	X		
B Is the well pad sloped away from the protective casing?	X		
C Is the well pad in complete contact with the ground surface and stable?	X		
D Is the well pad in complete contact with the protective casing?	X		
E Is the pad surface clean (not covered with sediment or debris)?	X		
<u>4) Internal Casing</u>			
A Does the cap prevent entry of foreign material into the well?	X		
B Is the casing free of kinks/bends, or any obstructions from foreign objects (such as bailers)?	X		
C Is the well properly vented for equilibration of air pressure?	X		
D Is the survey point clearly marked on the inner casing?	X		
E Is the depth of the well consistent with the original well log?	X		
F Is the casing stable? (Does PVC move easily when touched or can be taken apart by hand due to lack of grout or use of slip couplings in construction)	X		
<u>5) Sampling: Groundwater Wells Only</u>			
A Does water recharge adequately when purged? If dedicated sampling equipment installed, is it in good condition and specified in the approved groundwater monitoring plan for the facility?	X		
B Does the well require redevelopment (low flow/turbidity)?		X	
6 Based on professional judgement, is the well construction / location appropriate to 1) achieve the objectives of the Groundwater Monitoring Program and 2) comply with the applicable regulatory requirements?	X		
7) Corrective actions as needed, by date: Needs proper label			
<u>Signature and Seal of PE/PG responsible for inspection</u>			

Groundwater Monitoring Well Integrity Form

Site Name: Plant Scherer

Permit Number:

Well ID: PZ-12S

Date: 02/20/2023

	Yes	No	N/A
<u>1) Location/Identification</u>			
A Is the well visible and accessible?	X		
B Is the well properly identified with correct well ID?	X		
C Is the well in a high traffic area and does the well require protection from traffic?		X	
D Is the drainage around the well acceptable? (no standing water, nor is well located in obvious drainage flow path)	X		
<u>2) Protective Casing</u>			
A Is the protective casing free from apparent damage and able to be secured?	X		
B Is the casing free of degradation or deterioration?	X		
C Does the casing have a functioning weep hole?	X		
D Is the annular space between the casings clear of debris and water, or filled with pea gravel/sand?	X		
E Is the well locked and is the lock in good condition?	X		
<u>3) Surface Pad</u>			
A Is the well pad in good condition (not cracked/broken)?	X		
B Is the well pad sloped away from the protective casing?	X		
C Is the well pad in complete contact with the ground surface and stable?	X		
D Is the well pad in complete contact with the protective casing?	X		
E Is the pad surface clean (not covered with sediment or debris)?	X		
<u>4) Internal Casing</u>			
A Does the cap prevent entry of foreign material into the well?	X		
B Is the casing free of kinks/bends, or any obstructions from foreign objects (such as bailers)?	X		
C Is the well properly vented for equilibration of air pressure?	X		
D Is the survey point clearly marked on the inner casing?	X		
E Is the depth of the well consistent with the original well log?	X		
F Is the casing stable? (Does PVC move easily when touched or can be taken apart by hand due to lack of grout or use of slip couplings in construction)	X		
<u>5) Sampling: Groundwater Wells Only</u>			
A Does water recharge adequately when purged?	X		
B If dedicated sampling equipment installed, is it in good condition and specified in the approved groundwater monitoring plan for the facility?	X		
C Does the well require redevelopment (low flow/turbidity)?		X	
6) Based on professional judgement, is the well construction / location appropriate to 1) achieve the objectives of the Groundwater Monitoring Program and 2) comply with the applicable regulatory requirements?	X		
<u>7) Corrective actions as needed, by date:</u>			
<u>Signature and Seal of PE/PG responsible for inspection</u>			

Groundwater Monitoring Well Integrity Form

Site Name: Plant Scherer

Permit Number:

Well ID: PZ-13S

Date: 02/20/2023

	Yes	No	N/A
<u>1) Location/Identification</u>			
A Is the well visible and accessible?	X		
B Is the well properly identified with correct well ID?	X		
C Is the well in a high traffic area and does the well require protection from traffic?		X	
D Is the drainage around the well acceptable? (no standing water, nor is well located in obvious drainage flow path)	X		
<u>2) Protective Casing</u>			
A Is the protective casing free from apparent damage and able to be secured?	X		
B Is the casing free of degradation or deterioration?	X		
C Does the casing have a functioning weep hole?	X		
D Is the annular space between the casings clear of debris and water, or filled with pea gravel/sand?	X		
E Is the well locked and is the lock in good condition?	X		
<u>3) Surface Pad</u>			
A Is the well pad in good condition (not cracked/broken)?	X		
B Is the well pad sloped away from the protective casing?	X		
C Is the well pad in complete contact with the ground surface and stable?	X		
D Is the well pad in complete contact with the protective casing?	X		
E Is the pad surface clean (not covered with sediment or debris)?	X		
<u>4) Internal Casing</u>			
A Does the cap prevent entry of foreign material into the well?	X		
B Is the casing free of kinks/bends, or any obstructions from foreign objects (such as bailers)?	X		
C Is the well properly vented for equilibration of air pressure?	X		
D Is the survey point clearly marked on the inner casing?	X		
E Is the depth of the well consistent with the original well log?	X		
F Is the casing stable? (Does PVC move easily when touched or can be taken apart by hand due to lack of grout or use of slip couplings in construction)	X		
<u>5) Sampling: Groundwater Wells Only</u>			
A Does water recharge adequately when purged?	X		
B If dedicated sampling equipment installed, is it in good condition and specified in the approved groundwater monitoring plan for the facility?	X		
C Does the well require redevelopment (low flow/turbidity)?		X	
6) Based on professional judgement, is the well construction / location appropriate to 1) achieve the objectives of the Groundwater Monitoring Program and 2) comply with the applicable regulatory requirements?	X		
<u>7) Corrective actions as needed, by date:</u>			
<u>Signature and Seal of PE/PG responsible for inspection</u>			

Groundwater Monitoring Well Integrity Form

Site Name: Plant Scherer

Permit Number:

Well ID: PZ-14i

Date: 02/20/2023

	Yes	No	N/A
<u>1) Location/Identification</u>			
A Is the well visible and accessible?	X		
B Is the well properly identified with correct well ID?	X		
C Is the well in a high traffic area and does the well require protection from traffic?		X	
D Is the drainage around the well acceptable? (no standing water, nor is well located in obvious drainage flow path)	X		
<u>2) Protective Casing</u>			
A Is the protective casing free from apparent damage and able to be secured?	X		
B Is the casing free of degradation or deterioration?	X		
C Does the casing have a functioning weep hole?	X		
D Is the annular space between the casings clear of debris and water, or filled with pea gravel/sand?	X		
E Is the well locked and is the lock in good condition?	X		
<u>3) Surface Pad</u>			
A Is the well pad in good condition (not cracked/broken)?	X		
B Is the well pad sloped away from the protective casing?	X		
C Is the well pad in complete contact with the ground surface and stable?	X		
D Is the well pad in complete contact with the protective casing?	X		
E Is the pad surface clean (not covered with sediment or debris)?	X		
<u>4) Internal Casing</u>			
A Does the cap prevent entry of foreign material into the well?	X		
B Is the casing free of kinks/bends, or any obstructions from foreign objects (such as bailers)?	X		
C Is the well properly vented for equilibration of air pressure?	X		
D Is the survey point clearly marked on the inner casing?	X		
E Is the depth of the well consistent with the original well log?	X		
F Is the casing stable? (Does PVC move easily when touched or can be taken apart by hand due to lack of grout or use of slip couplings in construction)	X		
<u>5) Sampling: Groundwater Wells Only</u>			
A Does water recharge adequately when purged?	X		
B If dedicated sampling equipment installed, is it in good condition and specified in the approved groundwater monitoring plan for the facility?	X		
C Does the well require redevelopment (low flow/turbidity)?		X	
6) Based on professional judgement, is the well construction / location appropriate to 1) achieve the objectives of the Groundwater Monitoring Program and 2) comply with the applicable regulatory requirements?	X		
<u>7) Corrective actions as needed, by date:</u>			
<u>Signature and Seal of PE/PG responsible for inspection</u>			

Groundwater Monitoring Well Integrity Form

Site Name: Plant Scherer

Permit Number:

Well ID: PZ-14S

Date: 02/20/2023

	Yes	No	N/A
--	-----	----	-----

1) Location/Identification

- | | | | |
|--|---|---|--|
| A Is the well visible and accessible? | X | | |
| B Is the well properly identified with correct well ID? | X | | |
| C Is the well in a high traffic area and does the well require protection from traffic? | | X | |
| D Is the drainage around the well acceptable? (no standing water, nor is well located in obvious drainage flow path) | X | | |

2) Protective Casing

- | | | | |
|---|---|--|--|
| A Is the protective casing free from apparent damage and able to be secured? | X | | |
| B Is the casing free of degradation or deterioration? | X | | |
| C Does the casing have a functioning weep hole? | X | | |
| D Is the annular space between the casings clear of debris and water, or filled with pea gravel/sand? | X | | |
| E Is the well locked and is the lock in good condition? | X | | |

3) Surface Pad

- | | | | |
|---|---|--|--|
| A Is the well pad in good condition (not cracked/broken)? | X | | |
| B Is the well pad sloped away from the protective casing? | X | | |
| C Is the well pad in complete contact with the ground surface and stable? | X | | |
| D Is the well pad in complete contact with the protective casing? | X | | |
| E Is the pad surface clean (not covered with sediment or debris)? | X | | |

4) Internal Casing

- | | | | |
|---|---|--|--|
| A Does the cap prevent entry of foreign material into the well? | X | | |
| B Is the casing free of kinks/bends, or any obstructions from foreign objects (such as bailers)? | X | | |
| C Is the well properly vented for equilibration of air pressure? | X | | |
| D Is the survey point clearly marked on the inner casing? | X | | |
| E Is the depth of the well consistent with the original well log? | X | | |
| F Is the casing stable? (Does PVC move easily when touched or can be taken apart by hand due to lack of grout or use of slip couplings in construction) | X | | |

5) Sampling: Groundwater Wells Only

- | | | | |
|---|---|---|--|
| A Does water recharge adequately when purged?
If dedicated sampling equipment installed, is it in good condition and specified in the approved groundwater monitoring plan for the facility? | X | | |
| B Does the well require redevelopment (low flow/turbidity)? | X | | |
| C Does the well require redevelopment (low flow/turbidity)? | | X | |

6) Based on professional judgement, is the well construction / location appropriate to **1)** achieve the objectives of the Groundwater Monitoring Program and **2)** comply with the applicable regulatory requirements? X

7) Corrective actions as needed, by date:

Signature and Seal of PE/PG responsible for inspection

Groundwater Monitoring Well Integrity Form

Site Name: Plant Scherer

Permit Number:

Well ID: PZ-15S

Date: 02/20/2023

	Yes	No	N/A
<u>1) Location/Identification</u>			
A Is the well visible and accessible?	X		
B Is the well properly identified with correct well ID?		X	
C Is the well in a high traffic area and does the well require protection from traffic?		X	
D Is the drainage around the well acceptable? (no standing water, nor is well located in obvious drainage flow path)	X		
<u>2) Protective Casing</u>			
A Is the protective casing free from apparent damage and able to be secured?	X		
B Is the casing free of degradation or deterioration?	X		
C Does the casing have a functioning weep hole?	X		
D Is the annular space between the casings clear of debris and water, or filled with pea gravel/sand?	X		
E Is the well locked and is the lock in good condition?	X		
<u>3) Surface Pad</u>			
A Is the well pad in good condition (not cracked/broken)?	X		
B Is the well pad sloped away from the protective casing?	X		
C Is the well pad in complete contact with the ground surface and stable?	X		
D Is the well pad in complete contact with the protective casing?	X		
E Is the pad surface clean (not covered with sediment or debris)?	X		
<u>4) Internal Casing</u>			
A Does the cap prevent entry of foreign material into the well?	X		
B Is the casing free of kinks/bends, or any obstructions from foreign objects (such as bailers)?	X		
C Is the well properly vented for equilibration of air pressure?	X		
D Is the survey point clearly marked on the inner casing?	X		
E Is the depth of the well consistent with the original well log?	X		
F Is the casing stable? (Does PVC move easily when touched or can be taken apart by hand due to lack of grout or use of slip couplings in construction)	X		
<u>5) Sampling: Groundwater Wells Only</u>			
A Does water recharge adequately when purged? If dedicated sampling equipment installed, is it in good condition and specified in the approved groundwater monitoring plan for the facility?	X		
B Does the well require redevelopment (low flow/turbidity)?		X	
6 Based on professional judgement, is the well construction / location appropriate to 1) achieve the objectives of the Groundwater Monitoring Program and 2) comply with the applicable regulatory requirements?	X		
<u>7) Corrective actions as needed, by date: Needs proper label</u>			
<u>Signature and Seal of PE/PG responsible for inspection</u>			

Groundwater Monitoring Well Integrity Form

Site Name: Plant Scherer

Permit Number:

Well ID: PZ-17i

Date: 02/20/2023

	Yes	No	N/A
--	-----	----	-----

1) Location/Identification

- | | | | |
|--|---|---|--|
| A Is the well visible and accessible? | X | | |
| B Is the well properly identified with correct well ID? | X | | |
| C Is the well in a high traffic area and does the well require protection from traffic? | | X | |
| D Is the drainage around the well acceptable? (no standing water, nor is well located in obvious drainage flow path) | X | | |

2) Protective Casing

- | | | | |
|---|---|--|--|
| A Is the protective casing free from apparent damage and able to be secured? | X | | |
| B Is the casing free of degradation or deterioration? | X | | |
| C Does the casing have a functioning weep hole? | X | | |
| D Is the annular space between the casings clear of debris and water, or filled with pea gravel/sand? | X | | |
| E Is the well locked and is the lock in good condition? | X | | |

3) Surface Pad

- | | | | |
|---|---|---|--|
| A Is the well pad in good condition (not cracked/broken)? | X | | |
| B Is the well pad sloped away from the protective casing? | X | | |
| C Is the well pad in complete contact with the ground surface and stable? | X | | |
| D Is the well pad in complete contact with the protective casing? | X | | |
| E Is the pad surface clean (not covered with sediment or debris)? | | X | |

4) Internal Casing

- | | | | |
|---|---|---|--|
| A Does the cap prevent entry of foreign material into the well?
Is the casing free of kinks/bends, or any obstructions from foreign objects (such as bailers)? | | X | |
| B Is the well properly vented for equilibration of air pressure? | X | | |
| C Is the survey point clearly marked on the inner casing? | X | | |
| D Is the depth of the well consistent with the original well log? | X | | |
| E Is the casing stable? (Does PVC move easily when touched or can be taken apart by hand due to lack of grout or use of slip couplings in construction) | | | |
| F | X | | |

5) Sampling: Groundwater Wells Only

- | | | | |
|---|---|--|--|
| A Does water recharge adequately when purged?
If dedicated sampling equipment installed, is it in good condition and specified in the approved groundwater monitoring plan for the facility? | X | | |
| B Does the well require redevelopment (low flow/turbidity)? | X | | |

6) Based on professional judgement, is the well construction / location appropriate to **1)** achieve the objectives of the Groundwater Monitoring Program and **2)** comply with the applicable regulatory requirements? X

7) Corrective actions as needed, by date: Weeds need to be removed from pad

Signature and Seal of PE/PG responsible for inspection _____

Groundwater Monitoring Well Integrity Form

Site Name: Plant Scherer

Permit Number:

Well ID: PZ-19i

Date: 02/21/2023

	Yes	No	N/A
<u>1) Location/Identification</u>			
A Is the well visible and accessible?	X		
B Is the well properly identified with correct well ID?	X		
C Is the well in a high traffic area and does the well require protection from traffic?		X	
D Is the drainage around the well acceptable? (no standing water, nor is well located in obvious drainage flow path)	X		
<u>2) Protective Casing</u>			
A Is the protective casing free from apparent damage and able to be secured?	X		
B Is the casing free of degradation or deterioration?	X		
C Does the casing have a functioning weep hole?	X		
D Is the annular space between the casings clear of debris and water, or filled with pea gravel/sand?	X		
E Is the well locked and is the lock in good condition?	X		
<u>3) Surface Pad</u>			
A Is the well pad in good condition (not cracked/broken)?	X		
B Is the well pad sloped away from the protective casing?	X		
C Is the well pad in complete contact with the ground surface and stable?	X		
D Is the well pad in complete contact with the protective casing?	X		
E Is the pad surface clean (not covered with sediment or debris)?	X		
<u>4) Internal Casing</u>			
A Does the cap prevent entry of foreign material into the well?	X		
B Is the casing free of kinks/bends, or any obstructions from foreign objects (such as bailers)?	X		
C Is the well properly vented for equilibration of air pressure?	X		
D Is the survey point clearly marked on the inner casing?	X		
E Is the depth of the well consistent with the original well log?	X		
F Is the casing stable? (Does PVC move easily when touched or can be taken apart by hand due to lack of grout or use of slip couplings in construction)	X		
<u>5) Sampling: Groundwater Wells Only</u>			
A Does water recharge adequately when purged?	X		
B If dedicated sampling equipment installed, is it in good condition and specified in the approved groundwater monitoring plan for the facility?	X		
C Does the well require redevelopment (low flow/turbidity)?		X	
6) Based on professional judgement, is the well construction / location appropriate to 1) achieve the objectives of the Groundwater Monitoring Program and 2) comply with the applicable regulatory requirements?	X		
<u>7) Corrective actions as needed, by date:</u>			
<u>Signature and Seal of PE/PG responsible for inspection</u>			

Groundwater Monitoring Well Integrity Form

Site Name: Plant Scherer

Permit Number:

Well ID: PZ-19S

Date: 02/21/2023

	Yes	No	N/A
<u>1) Location/Identification</u>			
A Is the well visible and accessible?	X		
B Is the well properly identified with correct well ID?	X		
C Is the well in a high traffic area and does the well require protection from traffic?		X	
D Is the drainage around the well acceptable? (no standing water, nor is well located in obvious drainage flow path)	X		
<u>2) Protective Casing</u>			
A Is the protective casing free from apparent damage and able to be secured?	X		
B Is the casing free of degradation or deterioration?	X		
C Does the casing have a functioning weep hole?	X		
D Is the annular space between the casings clear of debris and water, or filled with pea gravel/sand?	X		
E Is the well locked and is the lock in good condition?	X		
<u>3) Surface Pad</u>			
A Is the well pad in good condition (not cracked/broken)?	X		
B Is the well pad sloped away from the protective casing?	X		
C Is the well pad in complete contact with the ground surface and stable?	X		
D Is the well pad in complete contact with the protective casing?	X		
E Is the pad surface clean (not covered with sediment or debris)?	X		
<u>4) Internal Casing</u>			
A Does the cap prevent entry of foreign material into the well?	X		
B Is the casing free of kinks/bends, or any obstructions from foreign objects (such as bailers)?	X		
C Is the well properly vented for equilibration of air pressure?	X		
D Is the survey point clearly marked on the inner casing?	X		
E Is the depth of the well consistent with the original well log?	X		
F Is the casing stable? (Does PVC move easily when touched or can be taken apart by hand due to lack of grout or use of slip couplings in construction)	X		
<u>5) Sampling: Groundwater Wells Only</u>			
A Does water recharge adequately when purged?	X		
B If dedicated sampling equipment installed, is it in good condition and specified in the approved groundwater monitoring plan for the facility?	X		
C Does the well require redevelopment (low flow/turbidity)?		X	
6) Based on professional judgement, is the well construction / location appropriate to 1) achieve the objectives of the Groundwater Monitoring Program and 2) comply with the applicable regulatory requirements?	X		
<u>7) Corrective actions as needed, by date:</u>			
<u>Signature and Seal of PE/PG responsible for inspection</u>			

Groundwater Monitoring Well Integrity Form

Site Name: Plant Scherer

Permit Number:

Well ID: PZ-20i

Date: 02/21/2023

	Yes	No	N/A
--	-----	----	-----

1) Location/Identification

- | | | | |
|--|---|---|--|
| A Is the well visible and accessible? | X | | |
| B Is the well properly identified with correct well ID? | X | | |
| C Is the well in a high traffic area and does the well require protection from traffic? | | X | |
| D Is the drainage around the well acceptable? (no standing water, nor is well located in obvious drainage flow path) | X | | |

2) Protective Casing

- | | | | |
|---|---|--|--|
| A Is the protective casing free from apparent damage and able to be secured? | X | | |
| B Is the casing free of degradation or deterioration? | X | | |
| C Does the casing have a functioning weep hole? | X | | |
| D Is the annular space between the casings clear of debris and water, or filled with pea gravel/sand? | X | | |
| E Is the well locked and is the lock in good condition? | X | | |

3) Surface Pad

- | | | | |
|---|---|--|--|
| A Is the well pad in good condition (not cracked/broken)? | X | | |
| B Is the well pad sloped away from the protective casing? | X | | |
| C Is the well pad in complete contact with the ground surface and stable? | X | | |
| D Is the well pad in complete contact with the protective casing? | X | | |
| E Is the pad surface clean (not covered with sediment or debris)? | X | | |

4) Internal Casing

- | | | | |
|---|---|--|--|
| A Does the cap prevent entry of foreign material into the well? | X | | |
| B Is the casing free of kinks/bends, or any obstructions from foreign objects (such as bailers)? | X | | |
| C Is the well properly vented for equilibration of air pressure? | X | | |
| D Is the survey point clearly marked on the inner casing? | X | | |
| E Is the depth of the well consistent with the original well log? | X | | |
| F Is the casing stable? (Does PVC move easily when touched or can be taken apart by hand due to lack of grout or use of slip couplings in construction) | X | | |

5) Sampling: Groundwater Wells Only

- | | | | |
|---|---|---|--|
| A Does water recharge adequately when purged?
If dedicated sampling equipment installed, is it in good condition and specified in the approved groundwater monitoring plan for the facility? | X | | |
| B Does the well require redevelopment (low flow/turbidity)? | X | | |
| C Does the well require redevelopment (low flow/turbidity)? | | X | |

6) Based on professional judgement, is the well construction / location appropriate to **1)** achieve the objectives of the Groundwater Monitoring Program and **2)** comply with the applicable regulatory requirements? X

7) Corrective actions as needed, by date:

Signature and Seal of PE/PG responsible for inspection

Groundwater Monitoring Well Integrity Form

Site Name: Plant Scherer

Permit Number:

Well ID: PZ-21S

Date: 02/20/2023

	Yes	No	N/A
<u>1) Location/Identification</u>			
A Is the well visible and accessible?	X		
B Is the well properly identified with correct well ID?	X		
C Is the well in a high traffic area and does the well require protection from traffic?		X	
D Is the drainage around the well acceptable? (no standing water, nor is well located in obvious drainage flow path)	X		
<u>2) Protective Casing</u>			
A Is the protective casing free from apparent damage and able to be secured?	X		
B Is the casing free of degradation or deterioration?	X		
C Does the casing have a functioning weep hole?	X		
D Is the annular space between the casings clear of debris and water, or filled with pea gravel/sand?		X	
E Is the well locked and is the lock in good condition?	X		
<u>3) Surface Pad</u>			
A Is the well pad in good condition (not cracked/broken)?	X		
B Is the well pad sloped away from the protective casing?	X		
C Is the well pad in complete contact with the ground surface and stable?	X		
D Is the well pad in complete contact with the protective casing?	X		
E Is the pad surface clean (not covered with sediment or debris)?	X		
<u>4) Internal Casing</u>			
A Does the cap prevent entry of foreign material into the well?	X		
B Is the casing free of kinks/bends, or any obstructions from foreign objects (such as bailers)?	X		
C Is the well properly vented for equilibration of air pressure?	X		
D Is the survey point clearly marked on the inner casing?	X		
E Is the depth of the well consistent with the original well log?	X		
F Is the casing stable? (Does PVC move easily when touched or can be taken apart by hand due to lack of grout or use of slip couplings in construction)	X		
<u>5) Sampling: Groundwater Wells Only</u>			
A Does water recharge adequately when purged? If dedicated sampling equipment installed, is it in good condition and specified in the approved groundwater monitoring plan for the facility?	X		
B Does the well require redevelopment (low flow/turbidity)?		X	
6) Based on professional judgement, is the well construction / location appropriate to 1) achieve the objectives of the Groundwater Monitoring Program and 2) comply with the applicable regulatory requirements?	X		
7) Corrective actions as needed, by date: Mud inside casing- needs to be cleared and sealed			
<u>Signature and Seal of PE/PG responsible for inspection</u>			

Groundwater Monitoring Well Integrity Form

Site Name: Plant Scherer

Permit Number:

Well ID: PZ-25i

Date: 02/20/2023

	Yes	No	N/A
--	-----	----	-----

1) Location/Identification

- | | | | |
|--|---|---|--|
| A Is the well visible and accessible? | X | | |
| B Is the well properly identified with correct well ID? | X | | |
| C Is the well in a high traffic area and does the well require protection from traffic? | | X | |
| D Is the drainage around the well acceptable? (no standing water, nor is well located in obvious drainage flow path) | X | | |

2) Protective Casing

- | | | | |
|---|---|--|--|
| A Is the protective casing free from apparent damage and able to be secured? | X | | |
| B Is the casing free of degradation or deterioration? | X | | |
| C Does the casing have a functioning weep hole? | X | | |
| D Is the annular space between the casings clear of debris and water, or filled with pea gravel/sand? | X | | |
| E Is the well locked and is the lock in good condition? | X | | |

3) Surface Pad

- | | | | |
|---|---|--|--|
| A Is the well pad in good condition (not cracked/broken)? | X | | |
| B Is the well pad sloped away from the protective casing? | X | | |
| C Is the well pad in complete contact with the ground surface and stable? | X | | |
| D Is the well pad in complete contact with the protective casing? | X | | |
| E Is the pad surface clean (not covered with sediment or debris)? | X | | |

4) Internal Casing

- | | | | |
|---|---|--|--|
| A Does the cap prevent entry of foreign material into the well? | X | | |
| B Is the casing free of kinks/bends, or any obstructions from foreign objects (such as bailers)? | X | | |
| C Is the well properly vented for equilibration of air pressure? | X | | |
| D Is the survey point clearly marked on the inner casing? | X | | |
| E Is the depth of the well consistent with the original well log? | X | | |
| F Is the casing stable? (Does PVC move easily when touched or can be taken apart by hand due to lack of grout or use of slip couplings in construction) | X | | |

5) Sampling: Groundwater Wells Only

- | | | | |
|---|---|---|--|
| A Does water recharge adequately when purged?
If dedicated sampling equipment installed, is it in good condition and specified in the approved groundwater monitoring plan for the facility? | X | | |
| B Does the well require redevelopment (low flow/turbidity)? | X | | |
| C Does the well require redevelopment (low flow/turbidity)? | | X | |

6) Based on professional judgement, is the well construction / location appropriate to **1)** achieve the objectives of the Groundwater Monitoring Program and **2)** comply with the applicable regulatory requirements? X

7) Corrective actions as needed, by date:

Signature and Seal of PE/PG responsible for inspection

Groundwater Monitoring Well Integrity Form

Site Name: Plant Scherer

Permit Number:

Well ID: PZ-25S

Date: 02/20/2023

	Yes	No	N/A
--	-----	----	-----

1) Location/Identification

- | | | | |
|---|---|---|--|
| A Is the well visible and accessible? | X | | |
| B Is the well properly identified with correct well ID? | X | | |
| C Is the well in a high traffic area and does the well require protection from traffic? | | X | |
| D Is the drainage around the well acceptable? (no standing water, nor is well located in obvious drainage flow path) | X | | |

2) Protective Casing

- | | | | |
|--|---|--|--|
| A Is the protective casing free from apparent damage and able to be secured? | X | | |
| B Is the casing free of degradation or deterioration? | X | | |
| C Does the casing have a functioning weep hole? | X | | |
| D Is the annular space between the casings clear of debris and water, or filled with pea gravel/sand? | X | | |
| E Is the well locked and is the lock in good condition? | X | | |

3) Surface Pad

- | | | | |
|--|---|--|--|
| A Is the well pad in good condition (not cracked/broken)? | X | | |
| B Is the well pad sloped away from the protective casing? | X | | |
| C Is the well pad in complete contact with the ground surface and stable? | X | | |
| D Is the well pad in complete contact with the protective casing? | X | | |
| E Is the pad surface clean (not covered with sediment or debris)? | X | | |

4) Internal Casing

- | | | | |
|--|---|--|--|
| A Does the cap prevent entry of foreign material into the well? | X | | |
| B Is the casing free of kinks/bends, or any obstructions from foreign objects (such as bailers)? | X | | |
| C Is the well properly vented for equilibration of air pressure? | X | | |
| D Is the survey point clearly marked on the inner casing? | X | | |
| E Is the depth of the well consistent with the original well log? | X | | |
| F Is the casing stable? (Does PVC move easily when touched or can be taken apart by hand due to lack of grout or use of slip couplings in construction) | X | | |

5) Sampling: Groundwater Wells Only

- | | | | |
|---|---|---|--|
| A Does water recharge adequately when purged? | X | | |
| B If dedicated sampling equipment installed, is it in good condition and specified in the approved groundwater monitoring plan for the facility? | X | | |
| C Does the well require redevelopment (low flow/turbidity)? | | X | |

6) Based on professional judgement, is the well construction / location appropriate to **1)** achieve the objectives of the Groundwater Monitoring Program and **2)** comply with the applicable regulatory requirements? X

7) Corrective actions as needed, by date:

Signature and Seal of PE/PG responsible for inspection

Groundwater Monitoring Well Integrity Form

Site Name: Plant Scherer

Permit Number:

Well ID: PZ-26S

Date: 02/20/2023

	Yes	No	N/A
<u>1) Location/Identification</u>			
A Is the well visible and accessible?	X		
B Is the well properly identified with correct well ID?	X		
C Is the well in a high traffic area and does the well require protection from traffic?		X	
D Is the drainage around the well acceptable? (no standing water, nor is well located in obvious drainage flow path)	X		
<u>2) Protective Casing</u>			
A Is the protective casing free from apparent damage and able to be secured?	X		
B Is the casing free of degradation or deterioration?	X		
C Does the casing have a functioning weep hole?	X		
D Is the annular space between the casings clear of debris and water, or filled with pea gravel/sand?	X		
E Is the well locked and is the lock in good condition?	X		
<u>3) Surface Pad</u>			
A Is the well pad in good condition (not cracked/broken)?	X		
B Is the well pad sloped away from the protective casing?	X		
C Is the well pad in complete contact with the ground surface and stable?	X		
D Is the well pad in complete contact with the protective casing?	X		
E Is the pad surface clean (not covered with sediment or debris)?	X		
<u>4) Internal Casing</u>			
A Does the cap prevent entry of foreign material into the well?	X		
B Is the casing free of kinks/bends, or any obstructions from foreign objects (such as bailers)?	X		
C Is the well properly vented for equilibration of air pressure?	X		
D Is the survey point clearly marked on the inner casing?	X		
E Is the depth of the well consistent with the original well log?	X		
F Is the casing stable? (Does PVC move easily when touched or can be taken apart by hand due to lack of grout or use of slip couplings in construction)	X		
<u>5) Sampling: Groundwater Wells Only</u>			
A Does water recharge adequately when purged?	X		
B If dedicated sampling equipment installed, is it in good condition and specified in the approved groundwater monitoring plan for the facility?	X		
C Does the well require redevelopment (low flow/turbidity)?		X	
6) Based on professional judgement, is the well construction / location appropriate to 1) achieve the objectives of the Groundwater Monitoring Program and 2) comply with the applicable regulatory requirements?	X		
<u>7) Corrective actions as needed, by date:</u>			
<u>Signature and Seal of PE/PG responsible for inspection</u>			

Groundwater Monitoring Well Integrity Form

Site Name: Plant Scherer

Permit Number:

Well ID: PZ-27D

Date: 02/20/2023

	Yes	No	N/A
<u>1) Location/Identification</u>			
A Is the well visible and accessible?	X		
B Is the well properly identified with correct well ID?	X		
C Is the well in a high traffic area and does the well require protection from traffic?		X	
D Is the drainage around the well acceptable? (no standing water, nor is well located in obvious drainage flow path)	X		
<u>2) Protective Casing</u>			
A Is the protective casing free from apparent damage and able to be secured?	X		
B Is the casing free of degradation or deterioration?	X		
C Does the casing have a functioning weep hole?	X		
D Is the annular space between the casings clear of debris and water, or filled with pea gravel/sand?	X		
E Is the well locked and is the lock in good condition?	X		
<u>3) Surface Pad</u>			
A Is the well pad in good condition (not cracked/broken)?	X		
B Is the well pad sloped away from the protective casing?	X		
C Is the well pad in complete contact with the ground surface and stable?	X		
D Is the well pad in complete contact with the protective casing?	X		
E Is the pad surface clean (not covered with sediment or debris)?	X		
<u>4) Internal Casing</u>			
A Does the cap prevent entry of foreign material into the well?	X		
B Is the casing free of kinks/bends, or any obstructions from foreign objects (such as bailers)?	X		
C Is the well properly vented for equilibration of air pressure?	X		
D Is the survey point clearly marked on the inner casing?	X		
E Is the depth of the well consistent with the original well log?	X		
F Is the casing stable? (Does PVC move easily when touched or can be taken apart by hand due to lack of grout or use of slip couplings in construction)	X		
<u>5) Sampling: Groundwater Wells Only</u>			
A Does water recharge adequately when purged?	X		
B If dedicated sampling equipment installed, is it in good condition and specified in the approved groundwater monitoring plan for the facility?	X		
C Does the well require redevelopment (low flow/turbidity)?		X	
6) Based on professional judgement, is the well construction / location appropriate to 1) achieve the objectives of the Groundwater Monitoring Program and 2) comply with the applicable regulatory requirements?	X		
<u>7) Corrective actions as needed, by date:</u>			
<u>Signature and Seal of PE/PG responsible for inspection</u>			

Groundwater Monitoring Well Integrity Form

Site Name: Plant Scherer

Permit Number:

Well ID: PZ-27S

Date: 02/20/2023

	Yes	No	N/A
<u>1) Location/Identification</u>			
A Is the well visible and accessible?	X		
B Is the well properly identified with correct well ID?	X		
C Is the well in a high traffic area and does the well require protection from traffic?		X	
D Is the drainage around the well acceptable? (no standing water, nor is well located in obvious drainage flow path)	X		
<u>2) Protective Casing</u>			
A Is the protective casing free from apparent damage and able to be secured?	X		
B Is the casing free of degradation or deterioration?	X		
C Does the casing have a functioning weep hole?	X		
D Is the annular space between the casings clear of debris and water, or filled with pea gravel/sand?	X		
E Is the well locked and is the lock in good condition?	X		
<u>3) Surface Pad</u>			
A Is the well pad in good condition (not cracked/broken)?	X		
B Is the well pad sloped away from the protective casing?	X		
C Is the well pad in complete contact with the ground surface and stable?	X		
D Is the well pad in complete contact with the protective casing?	X		
E Is the pad surface clean (not covered with sediment or debris)?	X		
<u>4) Internal Casing</u>			
A Does the cap prevent entry of foreign material into the well?	X		
B Is the casing free of kinks/bends, or any obstructions from foreign objects (such as bailers)?	X		
C Is the well properly vented for equilibration of air pressure?	X		
D Is the survey point clearly marked on the inner casing?	X		
E Is the depth of the well consistent with the original well log?	X		
F Is the casing stable? (Does PVC move easily when touched or can be taken apart by hand due to lack of grout or use of slip couplings in construction)	X		
<u>5) Sampling: Groundwater Wells Only</u>			
A Does water recharge adequately when purged?	X		
B If dedicated sampling equipment installed, is it in good condition and specified in the approved groundwater monitoring plan for the facility?	X		
C Does the well require redevelopment (low flow/turbidity)?		X	
6) Based on professional judgement, is the well construction / location appropriate to 1) achieve the objectives of the Groundwater Monitoring Program and 2) comply with the applicable regulatory requirements?	X		
<u>7) Corrective actions as needed, by date:</u>			
<u>Signature and Seal of PE/PG responsible for inspection</u>			

Groundwater Monitoring Well Integrity Form

Site Name: Plant Scherer

Permit Number:

Well ID: PZ-28i

Date: 02/20/2023

	Yes	No	N/A
--	-----	----	-----

1) Location/Identification

- | | | | |
|--|---|---|--|
| A Is the well visible and accessible? | X | | |
| B Is the well properly identified with correct well ID? | X | | |
| C Is the well in a high traffic area and does the well require protection from traffic? | | X | |
| D Is the drainage around the well acceptable? (no standing water, nor is well located in obvious drainage flow path) | X | | |

2) Protective Casing

- | | | | |
|---|---|--|--|
| A Is the protective casing free from apparent damage and able to be secured? | X | | |
| B Is the casing free of degradation or deterioration? | X | | |
| C Does the casing have a functioning weep hole? | X | | |
| D Is the annular space between the casings clear of debris and water, or filled with pea gravel/sand? | X | | |
| E Is the well locked and is the lock in good condition? | X | | |

3) Surface Pad

- | | | | |
|---|---|--|--|
| A Is the well pad in good condition (not cracked/broken)? | X | | |
| B Is the well pad sloped away from the protective casing? | X | | |
| C Is the well pad in complete contact with the ground surface and stable? | X | | |
| D Is the well pad in complete contact with the protective casing? | X | | |
| E Is the pad surface clean (not covered with sediment or debris)? | X | | |

4) Internal Casing

- | | | | |
|---|---|--|--|
| A Does the cap prevent entry of foreign material into the well?
Is the casing free of kinks/bends, or any obstructions from | X | | |
| B foreign objects (such as bailers)? | X | | |
| C Is the well properly vented for equilibration of air pressure? | X | | |
| D Is the survey point clearly marked on the inner casing? | X | | |
| E Is the depth of the well consistent with the original well log?
Is the casing stable? (Does PVC move easily when touched or can be taken apart by hand due to lack of grout or use of slip | X | | |
| F couplings in construction) | X | | |

5) Sampling: Groundwater Wells Only

- | | | | |
|---|---|---|--|
| A Does water recharge adequately when purged?
If dedicated sampling equipment installed, is it in good condition and specified in the approved groundwater | X | | |
| B monitoring plan for the facility? | X | | |
| C Does the well require redevelopment (low flow/turbidity)? | | X | |

6) Based on professional judgement, is the well construction / location appropriate to **1)** achieve the objectives of the Groundwater Monitoring Program and **2)** comply with the applicable regulatory requirements? X

7) Corrective actions as needed, by date:

Signature and Seal of PE/PG responsible for inspection

Groundwater Monitoring Well Integrity Form

Site Name: Plant Scherer

Permit Number:

Well ID: PZ-29S

Date: 02/20/2023

	Yes	No	N/A
<u>1) Location/Identification</u>			
A Is the well visible and accessible?	X		
B Is the well properly identified with correct well ID?	X		
C Is the well in a high traffic area and does the well require protection from traffic?		X	
D Is the drainage around the well acceptable? (no standing water, nor is well located in obvious drainage flow path)	X		
<u>2) Protective Casing</u>			
A Is the protective casing free from apparent damage and able to be secured?	X		
B Is the casing free of degradation or deterioration?	X		
C Does the casing have a functioning weep hole?	X		
D Is the annular space between the casings clear of debris and water, or filled with pea gravel/sand?	X		
E Is the well locked and is the lock in good condition?	X		
<u>3) Surface Pad</u>			
A Is the well pad in good condition (not cracked/broken)?	X		
B Is the well pad sloped away from the protective casing?	X		
C Is the well pad in complete contact with the ground surface and stable?	X		
D Is the well pad in complete contact with the protective casing?	X		
E Is the pad surface clean (not covered with sediment or debris)?	X		
<u>4) Internal Casing</u>			
A Does the cap prevent entry of foreign material into the well?	X		
B Is the casing free of kinks/bends, or any obstructions from foreign objects (such as bailers)?	X		
C Is the well properly vented for equilibration of air pressure?	X		
D Is the survey point clearly marked on the inner casing?	X		
E Is the depth of the well consistent with the original well log?	X		
F Is the casing stable? (Does PVC move easily when touched or can be taken apart by hand due to lack of grout or use of slip couplings in construction)	X		
<u>5) Sampling: Groundwater Wells Only</u>			
A Does water recharge adequately when purged?	X		
B If dedicated sampling equipment installed, is it in good condition and specified in the approved groundwater monitoring plan for the facility?	X		
C Does the well require redevelopment (low flow/turbidity)?		X	
6) Based on professional judgement, is the well construction / location appropriate to 1) achieve the objectives of the Groundwater Monitoring Program and 2) comply with the applicable regulatory requirements?	X		
<u>7) Corrective actions as needed, by date:</u>			
<u>Signature and Seal of PE/PG responsible for inspection</u>			

Groundwater Monitoring Well Integrity Form

Site Name: Plant Scherer

Permit Number:

Well ID: PZ-30i

Date: 02/20/2023

	Yes	No	N/A
<u>1) Location/Identification</u>			
A Is the well visible and accessible?	X		
B Is the well properly identified with correct well ID?	X		
C Is the well in a high traffic area and does the well require protection from traffic?		X	
D Is the drainage around the well acceptable? (no standing water, nor is well located in obvious drainage flow path)	X		
<u>2) Protective Casing</u>			
A Is the protective casing free from apparent damage and able to be secured?	X		
B Is the casing free of degradation or deterioration?	X		
C Does the casing have a functioning weep hole?	X		
D Is the annular space between the casings clear of debris and water, or filled with pea gravel/sand?	X		
E Is the well locked and is the lock in good condition?	X		
<u>3) Surface Pad</u>			
A Is the well pad in good condition (not cracked/broken)?	X		
B Is the well pad sloped away from the protective casing?	X		
C Is the well pad in complete contact with the ground surface and stable?	X		
D Is the well pad in complete contact with the protective casing?	X		
E Is the pad surface clean (not covered with sediment or debris)?	X		
<u>4) Internal Casing</u>			
A Does the cap prevent entry of foreign material into the well?	X		
B Is the casing free of kinks/bends, or any obstructions from foreign objects (such as bailers)?	X		
C Is the well properly vented for equilibration of air pressure?	X		
D Is the survey point clearly marked on the inner casing?	X		
E Is the depth of the well consistent with the original well log?	X		
F Is the casing stable? (Does PVC move easily when touched or can be taken apart by hand due to lack of grout or use of slip couplings in construction)	X		
<u>5) Sampling: Groundwater Wells Only</u>			
A Does water recharge adequately when purged?	X		
B If dedicated sampling equipment installed, is it in good condition and specified in the approved groundwater monitoring plan for the facility?	X		
C Does the well require redevelopment (low flow/turbidity)?		X	
6) Based on professional judgement, is the well construction / location appropriate to 1) achieve the objectives of the Groundwater Monitoring Program and 2) comply with the applicable regulatory requirements?	X		
<u>7) Corrective actions as needed, by date:</u>			
<u>Signature and Seal of PE/PG responsible for inspection</u>			

Groundwater Monitoring Well Integrity Form

Site Name: Plant Scherer

Permit Number:

Well ID: PZ-31i

Date: 02/20/2023

	Yes	No	N/A
--	-----	----	-----

1) Location/Identification

- | | | | |
|--|---|--|--|
| A Is the well visible and accessible? | X | | |
| B Is the well properly identified with correct well ID? | X | | |
| C Is the well in a high traffic area and does the well require protection from traffic? | X | | |
| D Is the drainage around the well acceptable? (no standing water, nor is well located in obvious drainage flow path) | X | | |

2) Protective Casing

- | | | | |
|---|---|--|--|
| A Is the protective casing free from apparent damage and able to be secured? | X | | |
| B Is the casing free of degradation or deterioration? | X | | |
| C Does the casing have a functioning weep hole? | X | | |
| D Is the annular space between the casings clear of debris and water, or filled with pea gravel/sand? | X | | |
| E Is the well locked and is the lock in good condition? | X | | |

3) Surface Pad

- | | | | |
|---|---|--|--|
| A Is the well pad in good condition (not cracked/broken)? | X | | |
| B Is the well pad sloped away from the protective casing? | X | | |
| C Is the well pad in complete contact with the ground surface and stable? | X | | |
| D Is the well pad in complete contact with the protective casing? | X | | |
| E Is the pad surface clean (not covered with sediment or debris)? | X | | |

4) Internal Casing

- | | | | |
|---|---|--|--|
| A Does the cap prevent entry of foreign material into the well? | X | | |
| B Is the casing free of kinks/bends, or any obstructions from foreign objects (such as bailers)? | X | | |
| C Is the well properly vented for equilibration of air pressure? | X | | |
| D Is the survey point clearly marked on the inner casing? | X | | |
| E Is the depth of the well consistent with the original well log? | X | | |
| F Is the casing stable? (Does PVC move easily when touched or can be taken apart by hand due to lack of grout or use of slip couplings in construction) | X | | |

5) Sampling: Groundwater Wells Only

- | | | | |
|---|---|--|--|
| A Does water recharge adequately when purged?
If dedicated sampling equipment installed, is it in good condition and specified in the approved groundwater monitoring plan for the facility? | X | | |
| B Does the well require redevelopment (low flow/turbidity)? | X | | |

6) Based on professional judgement, is the well construction / location appropriate to **1)** achieve the objectives of the Groundwater Monitoring Program and **2)** comply with the applicable regulatory requirements? X

7) Corrective actions as needed, by date: Brush needs to be removed from pad

Signature and Seal of PE/PG responsible for inspection _____

Groundwater Monitoring Well Integrity Form

Site Name: Plant Scherer

Permit Number:

Well ID: PZ-32D

Date: 02/20/2023

	Yes	No	N/A
--	-----	----	-----

1) Location/Identification

- | | | | |
|--|---|--|--|
| A Is the well visible and accessible? | X | | |
| B Is the well properly identified with correct well ID? | X | | |
| C Is the well in a high traffic area and does the well require protection from traffic? | X | | |
| D Is the drainage around the well acceptable? (no standing water, nor is well located in obvious drainage flow path) | X | | |

2) Protective Casing

- | | | | |
|---|---|--|--|
| A Is the protective casing free from apparent damage and able to be secured? | X | | |
| B Is the casing free of degradation or deterioration? | X | | |
| C Does the casing have a functioning weep hole? | X | | |
| D Is the annular space between the casings clear of debris and water, or filled with pea gravel/sand? | X | | |
| E Is the well locked and is the lock in good condition? | X | | |

3) Surface Pad

- | | | | |
|---|---|--|--|
| A Is the well pad in good condition (not cracked/broken)? | X | | |
| B Is the well pad sloped away from the protective casing? | X | | |
| C Is the well pad in complete contact with the ground surface and stable? | X | | |
| D Is the well pad in complete contact with the protective casing? | X | | |
| E Is the pad surface clean (not covered with sediment or debris)? | X | | |

4) Internal Casing

- | | | | |
|--|---|--|--|
| A Does the cap prevent entry of foreign material into the well?
Is the casing free of kinks/bends, or any obstructions from foreign objects (such as bailers)? | X | | |
| B Is the well properly vented for equilibration of air pressure? | X | | |
| D Is the survey point clearly marked on the inner casing? | X | | |
| E Is the depth of the well consistent with the original well log?
Is the casing stable? (Does PVC move easily when touched or can be taken apart by hand due to lack of grout or use of slip couplings in construction) | X | | |
| F | X | | |

5) Sampling: Groundwater Wells Only

- | | | | |
|---|---|--|--|
| A Does water recharge adequately when purged?
If dedicated sampling equipment installed, is it in good condition and specified in the approved groundwater monitoring plan for the facility? | X | | |
| B | X | | |
| C Does the well require redevelopment (low flow/turbidity)? | X | | |

- | | | | |
|---|---|--|--|
| 6) Based on professional judgement, is the well construction / location appropriate to 1) achieve the objectives of the Groundwater Monitoring Program and 2) comply with the applicable regulatory requirements? | X | | |
|---|---|--|--|

Overgrown landscape affects visibility. Wooded area needs to be cleared for better accessibility

7) Corrective actions as needed, by date:

Signature and Seal of PE/PG responsible for inspection

Groundwater Monitoring Well Integrity Form

Site Name: Plant Scherer

Permit Number:

Well ID: PZ-32S

Date: 02/20/2023

	Yes	No	N/A
<u>1) Location/Identification</u>			
A Is the well visible and accessible?	<input type="checkbox"/>	<input checked="" type="checkbox"/>	<input type="checkbox"/>
B Is the well properly identified with correct well ID?	<input checked="" type="checkbox"/>	<input type="checkbox"/>	<input type="checkbox"/>
C Is the well in a high traffic area and does the well require protection from traffic?	<input type="checkbox"/>	<input checked="" type="checkbox"/>	<input type="checkbox"/>
D Is the drainage around the well acceptable? (no standing water, nor is well located in obvious drainage flow path)	<input checked="" type="checkbox"/>	<input type="checkbox"/>	<input type="checkbox"/>
<u>2) Protective Casing</u>			
A Is the protective casing free from apparent damage and able to be secured?	<input checked="" type="checkbox"/>	<input type="checkbox"/>	<input type="checkbox"/>
B Is the casing free of degradation or deterioration?	<input checked="" type="checkbox"/>	<input type="checkbox"/>	<input type="checkbox"/>
C Does the casing have a functioning weep hole?	<input checked="" type="checkbox"/>	<input type="checkbox"/>	<input type="checkbox"/>
D Is the annular space between the casings clear of debris and water, or filled with pea gravel/sand?	<input checked="" type="checkbox"/>	<input type="checkbox"/>	<input type="checkbox"/>
E Is the well locked and is the lock in good condition?	<input checked="" type="checkbox"/>	<input type="checkbox"/>	<input type="checkbox"/>
<u>3) Surface Pad</u>			
A Is the well pad in good condition (not cracked/broken)?	<input checked="" type="checkbox"/>	<input type="checkbox"/>	<input type="checkbox"/>
B Is the well pad sloped away from the protective casing?	<input checked="" type="checkbox"/>	<input type="checkbox"/>	<input type="checkbox"/>
C Is the well pad in complete contact with the ground surface and stable?	<input checked="" type="checkbox"/>	<input type="checkbox"/>	<input type="checkbox"/>
D Is the well pad in complete contact with the protective casing?	<input checked="" type="checkbox"/>	<input type="checkbox"/>	<input type="checkbox"/>
E Is the pad surface clean (not covered with sediment or debris)?	<input checked="" type="checkbox"/>	<input type="checkbox"/>	<input type="checkbox"/>
<u>4) Internal Casing</u>			
A Does the cap prevent entry of foreign material into the well?	<input checked="" type="checkbox"/>	<input type="checkbox"/>	<input type="checkbox"/>
B Is the casing free of kinks/bends, or any obstructions from foreign objects (such as bailers)?	<input checked="" type="checkbox"/>	<input type="checkbox"/>	<input type="checkbox"/>
C Is the well properly vented for equilibration of air pressure?	<input checked="" type="checkbox"/>	<input type="checkbox"/>	<input type="checkbox"/>
D Is the survey point clearly marked on the inner casing?	<input checked="" type="checkbox"/>	<input type="checkbox"/>	<input type="checkbox"/>
E Is the depth of the well consistent with the original well log?	<input checked="" type="checkbox"/>	<input type="checkbox"/>	<input type="checkbox"/>
F Is the casing stable? (Does PVC move easily when touched or can be taken apart by hand due to lack of grout or use of slip couplings in construction)	<input checked="" type="checkbox"/>	<input type="checkbox"/>	<input type="checkbox"/>
<u>5) Sampling: Groundwater Wells Only</u>			
A Does water recharge adequately when purged?	<input checked="" type="checkbox"/>	<input type="checkbox"/>	<input type="checkbox"/>
B If dedicated sampling equipment installed, is it in good condition and specified in the approved groundwater monitoring plan for the facility?	<input checked="" type="checkbox"/>	<input type="checkbox"/>	<input type="checkbox"/>
C Does the well require redevelopment (low flow/turbidity)?	<input type="checkbox"/>	<input checked="" type="checkbox"/>	<input type="checkbox"/>
6) Based on professional judgement, is the well construction / location appropriate to 1) achieve the objectives of the Groundwater Monitoring Program and 2) comply with the applicable regulatory requirements?			
	<input checked="" type="checkbox"/>	<input type="checkbox"/>	<input type="checkbox"/>
<u>7) Corrective actions as needed, by date:</u>	Overgrown landscape affects visibility. Wooded area needs to be cleared for better accessibility		
<u>Signature and Seal of PE/PG responsible for inspection</u>	_____		

Groundwater Monitoring Well Integrity Form

Site Name: Plant Scherer

Permit Number:

Well ID: PZ-33i

Date: 02/21/2023

	Yes	No	N/A
--	-----	----	-----

1) Location/Identification

- | | | | |
|--|---|---|--|
| A Is the well visible and accessible? | X | | |
| B Is the well properly identified with correct well ID? | X | | |
| C Is the well in a high traffic area and does the well require protection from traffic? | | X | |
| D Is the drainage around the well acceptable? (no standing water, nor is well located in obvious drainage flow path) | X | | |

2) Protective Casing

- | | | | |
|---|---|--|--|
| A Is the protective casing free from apparent damage and able to be secured? | X | | |
| B Is the casing free of degradation or deterioration? | X | | |
| C Does the casing have a functioning weep hole? | X | | |
| D Is the annular space between the casings clear of debris and water, or filled with pea gravel/sand? | X | | |
| E Is the well locked and is the lock in good condition? | X | | |

3) Surface Pad

- | | | | |
|---|---|--|--|
| A Is the well pad in good condition (not cracked/broken)? | X | | |
| B Is the well pad sloped away from the protective casing? | X | | |
| C Is the well pad in complete contact with the ground surface and stable? | X | | |
| D Is the well pad in complete contact with the protective casing? | X | | |
| E Is the pad surface clean (not covered with sediment or debris)? | X | | |

4) Internal Casing

- | | | | |
|---|---|--|--|
| A Does the cap prevent entry of foreign material into the well? | X | | |
| B Is the casing free of kinks/bends, or any obstructions from foreign objects (such as bailers)? | X | | |
| C Is the well properly vented for equilibration of air pressure? | X | | |
| D Is the survey point clearly marked on the inner casing? | X | | |
| E Is the depth of the well consistent with the original well log? | X | | |
| F Is the casing stable? (Does PVC move easily when touched or can be taken apart by hand due to lack of grout or use of slip couplings in construction) | X | | |

5) Sampling: Groundwater Wells Only

- | | | | |
|---|---|---|--|
| A Does water recharge adequately when purged?
If dedicated sampling equipment installed, is it in good condition and specified in the approved groundwater monitoring plan for the facility? | X | | |
| B Does the well require redevelopment (low flow/turbidity)? | X | | |
| C Does the well require redevelopment (low flow/turbidity)? | | X | |

6) Based on professional judgement, is the well construction / location appropriate to **1)** achieve the objectives of the Groundwater Monitoring Program and **2)** comply with the applicable regulatory requirements? X

7) Corrective actions as needed, by date:

Signature and Seal of PE/PG responsible for inspection

Groundwater Monitoring Well Integrity Form

Site Name: Plant Scherer

Permit Number:

Well ID: PZ-34S

Date: 02/21/2023

	Yes	No	N/A
<u>1) Location/Identification</u>			
A Is the well visible and accessible?	X		
B Is the well properly identified with correct well ID?	X		
C Is the well in a high traffic area and does the well require protection from traffic?		X	
D Is the drainage around the well acceptable? (no standing water, nor is well located in obvious drainage flow path)	X		
<u>2) Protective Casing</u>			
A Is the protective casing free from apparent damage and able to be secured?	X		
B Is the casing free of degradation or deterioration?	X		
C Does the casing have a functioning weep hole?	X		
D Is the annular space between the casings clear of debris and water, or filled with pea gravel/sand?	X		
E Is the well locked and is the lock in good condition?	X		
<u>3) Surface Pad</u>			
A Is the well pad in good condition (not cracked/broken)?	X		
B Is the well pad sloped away from the protective casing?	X		
C Is the well pad in complete contact with the ground surface and stable?	X		
D Is the well pad in complete contact with the protective casing?	X		
E Is the pad surface clean (not covered with sediment or debris)?	X		
<u>4) Internal Casing</u>			
A Does the cap prevent entry of foreign material into the well?	X		
B Is the casing free of kinks/bends, or any obstructions from foreign objects (such as bailers)?	X		
C Is the well properly vented for equilibration of air pressure?	X		
D Is the survey point clearly marked on the inner casing?	X		
E Is the depth of the well consistent with the original well log?	X		
F Is the casing stable? (Does PVC move easily when touched or can be taken apart by hand due to lack of grout or use of slip couplings in construction)	X		
<u>5) Sampling: Groundwater Wells Only</u>			
A Does water recharge adequately when purged?	X		
B If dedicated sampling equipment installed, is it in good condition and specified in the approved groundwater monitoring plan for the facility?	X		
C Does the well require redevelopment (low flow/turbidity)?		X	
6) Based on professional judgement, is the well construction / location appropriate to 1) achieve the objectives of the Groundwater Monitoring Program and 2) comply with the applicable regulatory requirements?	X		
<u>7) Corrective actions as needed, by date:</u>			
<u>Signature and Seal of PE/PG responsible for inspection</u>			

Groundwater Monitoring Well Integrity Form

Site Name: Plant Scherer

Permit Number:

Well ID: PZ-35i

Date: 02/21/2023

	Yes	No	N/A
<u>1) Location/Identification</u>			
A Is the well visible and accessible?	X		
B Is the well properly identified with correct well ID?		X	
C Is the well in a high traffic area and does the well require protection from traffic?	X		
D Is the drainage around the well acceptable? (no standing water, nor is well located in obvious drainage flow path)	X		
<u>2) Protective Casing</u>			
A Is the protective casing free from apparent damage and able to be secured?	X		
B Is the casing free of degradation or deterioration?		X	
C Does the casing have a functioning weep hole?	X		
D Is the annular space between the casings clear of debris and water, or filled with pea gravel/sand?	X		
E Is the well locked and is the lock in good condition?	X		
<u>3) Surface Pad</u>			
A Is the well pad in good condition (not cracked/broken)?	X		
B Is the well pad sloped away from the protective casing?	X		
C Is the well pad in complete contact with the ground surface and stable?	X		
D Is the well pad in complete contact with the protective casing?	X		
E Is the pad surface clean (not covered with sediment or debris)?	X		
<u>4) Internal Casing</u>			
A Does the cap prevent entry of foreign material into the well?	X		
B Is the casing free of kinks/bends, or any obstructions from foreign objects (such as bailers)?	X		
C Is the well properly vented for equilibration of air pressure?	X		
D Is the survey point clearly marked on the inner casing?	X		
E Is the depth of the well consistent with the original well log?	X		
F Is the casing stable? (Does PVC move easily when touched or can be taken apart by hand due to lack of grout or use of slip couplings in construction)	X		
<u>5) Sampling: Groundwater Wells Only</u>			
A Does water recharge adequately when purged?	X		
B If dedicated sampling equipment installed, is it in good condition and specified in the approved groundwater monitoring plan for the facility?	X		
C Does the well require redevelopment (low flow/turbidity)?		X	
6) Based on professional judgement, is the well construction / location appropriate to 1) achieve the objectives of the Groundwater Monitoring Program and 2) comply with the applicable regulatory requirements?	X		
<u>7) Corrective actions as needed, by date:</u>	Check screws. Replace label.		
<u>Signature and Seal of PE/PG responsible for inspection</u>			

Groundwater Monitoring Well Integrity Form

Site Name: Plant Scherer

Permit Number:

Well ID: PZ-36i

Date: 02/20/2023

	Yes	No	N/A
--	-----	----	-----

1) Location/Identification

- | | | | |
|---|---|---|--|
| A Is the well visible and accessible? | X | | |
| B Is the well properly identified with correct well ID? | X | | |
| C Is the well in a high traffic area and does the well require protection from traffic? | | X | |
| D Is the drainage around the well acceptable? (no standing water, nor is well located in obvious drainage flow path) | X | | |

2) Protective Casing

- | | | | |
|--|---|--|--|
| A Is the protective casing free from apparent damage and able to be secured? | X | | |
| B Is the casing free of degradation or deterioration? | X | | |
| C Does the casing have a functioning weep hole? | X | | |
| D Is the annular space between the casings clear of debris and water, or filled with pea gravel/sand? | X | | |
| E Is the well locked and is the lock in good condition? | X | | |

3) Surface Pad

- | | | | |
|--|---|--|--|
| A Is the well pad in good condition (not cracked/broken)? | X | | |
| B Is the well pad sloped away from the protective casing? | X | | |
| C Is the well pad in complete contact with the ground surface and stable? | X | | |
| D Is the well pad in complete contact with the protective casing? | X | | |
| E Is the pad surface clean (not covered with sediment or debris)? | X | | |

4) Internal Casing

- | | | | |
|--|---|--|--|
| A Does the cap prevent entry of foreign material into the well? | X | | |
| B Is the casing free of kinks/bends, or any obstructions from foreign objects (such as bailers)? | X | | |
| C Is the well properly vented for equilibration of air pressure? | X | | |
| D Is the survey point clearly marked on the inner casing? | X | | |
| E Is the depth of the well consistent with the original well log? | X | | |
| F Is the casing stable? (Does PVC move easily when touched or can be taken apart by hand due to lack of grout or use of slip couplings in construction) | X | | |

5) Sampling: Groundwater Wells Only

- | | | | |
|---|---|---|--|
| A Does water recharge adequately when purged? | X | | |
| B If dedicated sampling equipment installed, is it in good condition and specified in the approved groundwater monitoring plan for the facility? | X | | |
| C Does the well require redevelopment (low flow/turbidity)? | | X | |

6) Based on professional judgement, is the well construction / location appropriate to **1)** achieve the objectives of the Groundwater Monitoring Program and **2)** comply with the applicable regulatory requirements? X

7) Corrective actions as needed, by date: _____

Signature and Seal of PE/PG responsible for inspection _____

Groundwater Monitoring Well Integrity Form

Site Name: Plant Scherer

Permit Number:

Well ID: PZ-36S

Date: 8/16/22

Yes	No	N/A
-----	----	-----

1) Location/Identification

- | | | | |
|----------|--|---|---|
| A | Is the well visible and accessible? | X | |
| B | Is the well properly identified with correct well ID? | X | |
| C | Is the well in a high traffic area and does the well require protection from traffic? | | X |
| D | Is the drainage around the well acceptable? (no standing water, nor is well located in obvious drainage flow path) | X | |

2) Protective Casing

- | | | | |
|----------|---|---|--|
| A | Is the protective casing free from apparent damage and able to be secured? | X | |
| B | Is the casing free of degradation or deterioration? | X | |
| C | Does the casing have a functioning weep hole? | X | |
| D | Is the annular space between the casings clear of debris and water, or filled with pea gravel/sand? | X | |
| E | Is the well locked and is the lock in good condition? | X | |

3) Surface Pad

- | | | | |
|----------|---|---|--|
| A | Is the well pad in good condition (not cracked/broken)? | X | |
| B | Is the well pad sloped away from the protective casing? | X | |
| C | Is the well pad in complete contact with the ground surface and stable? | X | |
| D | Is the well pad in complete contact with the protective casing? | X | |
| E | Is the pad surface clean (not covered with sediment or debris)? | X | |

4) Internal Casing

- | | | | |
|----------|---|---|--|
| A | Does the cap prevent entry of foreign material into the well? | X | |
| B | Is the casing free of kinks/bends, or any obstructions from foreign objects (such as bailers)? | X | |
| C | Is the well properly vented for equilibration of air pressure? | X | |
| D | Is the survey point clearly marked on the inner casing? | X | |
| E | Is the depth of the well consistent with the original well log? | X | |
| F | Is the casing stable? (Does PVC move easily when touched or can be taken apart by hand due to lack of grout or use of slip couplings in construction) | X | |

5) Sampling: Groundwater Wells Only

- | | | | |
|----------|--|---|---|
| A | Does water recharge adequately when purged? | X | |
| B | If dedicated sampling equipment installed, is it in good condition and specified in the approved groundwater monitoring plan for the facility? | X | |
| C | Does the well require redevelopment (low flow/turbidity)? | | X |

6) Based on professional judgement, is the well construction / location appropriate to **1)** achieve the objectives of the Groundwater Monitoring Program and **2)** comply with the applicable regulatory requirements? X

7) Corrective actions as needed, by date:

Signature and Seal of PE/PG responsible for inspection

Groundwater Monitoring Well Integrity Form

Site Name: Plant Scherer

Permit Number:

Well ID: PZ-37i

Date: 02/21/2023

	Yes	No	N/A
--	-----	----	-----

1) Location/Identification

- | | | | |
|--|---|---|--|
| A Is the well visible and accessible? | X | | |
| B Is the well properly identified with correct well ID? | X | | |
| C Is the well in a high traffic area and does the well require protection from traffic? | | X | |
| D Is the drainage around the well acceptable? (no standing water, nor is well located in obvious drainage flow path) | X | | |

2) Protective Casing

- | | | | |
|---|---|--|--|
| A Is the protective casing free from apparent damage and able to be secured? | X | | |
| B Is the casing free of degradation or deterioration? | X | | |
| C Does the casing have a functioning weep hole? | X | | |
| D Is the annular space between the casings clear of debris and water, or filled with pea gravel/sand? | X | | |
| E Is the well locked and is the lock in good condition? | X | | |

3) Surface Pad

- | | | | |
|---|---|--|--|
| A Is the well pad in good condition (not cracked/broken)? | X | | |
| B Is the well pad sloped away from the protective casing? | X | | |
| C Is the well pad in complete contact with the ground surface and stable? | X | | |
| D Is the well pad in complete contact with the protective casing? | X | | |
| E Is the pad surface clean (not covered with sediment or debris)? | X | | |

4) Internal Casing

- | | | | |
|---|---|--|--|
| A Does the cap prevent entry of foreign material into the well? | X | | |
| B Is the casing free of kinks/bends, or any obstructions from foreign objects (such as bailers)? | X | | |
| C Is the well properly vented for equilibration of air pressure? | X | | |
| D Is the survey point clearly marked on the inner casing? | X | | |
| E Is the depth of the well consistent with the original well log? | X | | |
| F Is the casing stable? (Does PVC move easily when touched or can be taken apart by hand due to lack of grout or use of slip couplings in construction) | X | | |

5) Sampling: Groundwater Wells Only

- | | | | |
|---|---|---|--|
| A Does water recharge adequately when purged?
If dedicated sampling equipment installed, is it in good condition and specified in the approved groundwater monitoring plan for the facility? | X | | |
| B Does the well require redevelopment (low flow/turbidity)? | X | | |
| C Does the well require redevelopment (low flow/turbidity)? | | X | |

6) Based on professional judgement, is the well construction / location appropriate to **1)** achieve the objectives of the Groundwater Monitoring Program and **2)** comply with the applicable regulatory requirements? X

7) Corrective actions as needed, by date:

Signature and Seal of PE/PG responsible for inspection

Groundwater Monitoring Well Integrity Form

Site Name: Plant Scherer

Permit Number:

Well ID: PZ-38i

Date: 02/21/2023

	Yes	No	N/A
--	-----	----	-----

1) Location/Identification

- | | | | |
|----------|--|---|--|
| A | Is the well visible and accessible? | X | |
| B | Is the well properly identified with correct well ID? | X | |
| C | Is the well in a high traffic area and does the well require protection from traffic? | X | |
| D | Is the drainage around the well acceptable? (no standing water, nor is well located in obvious drainage flow path) | X | |

2) Protective Casing

- | | | | |
|----------|---|---|--|
| A | Is the protective casing free from apparent damage and able to be secured? | X | |
| B | Is the casing free of degradation or deterioration? | X | |
| C | Does the casing have a functioning weep hole? | X | |
| D | Is the annular space between the casings clear of debris and water, or filled with pea gravel/sand? | X | |
| E | Is the well locked and is the lock in good condition? | X | |

3) Surface Pad

- | | | | |
|----------|---|---|--|
| A | Is the well pad in good condition (not cracked/broken)? | X | |
| B | Is the well pad sloped away from the protective casing? | X | |
| C | Is the well pad in complete contact with the ground surface and stable? | X | |
| D | Is the well pad in complete contact with the protective casing? | X | |
| E | Is the pad surface clean (not covered with sediment or debris)? | X | |

4) Internal Casing

- | | | | |
|----------|---|---|--|
| A | Does the cap prevent entry of foreign material into the well? | X | |
| B | Is the casing free of kinks/bends, or any obstructions from foreign objects (such as bailers)? | X | |
| C | Is the well properly vented for equilibration of air pressure? | X | |
| D | Is the survey point clearly marked on the inner casing? | X | |
| E | Is the depth of the well consistent with the original well log? | X | |
| F | Is the casing stable? (Does PVC move easily when touched or can be taken apart by hand due to lack of grout or use of slip couplings in construction) | X | |

5) Sampling: Groundwater Wells Only

- | | | | |
|----------|--|---|--|
| A | Does water recharge adequately when purged? | X | |
| B | If dedicated sampling equipment installed, is it in good condition and specified in the approved groundwater monitoring plan for the facility? | X | |
| C | Does the well require redevelopment (low flow/turbidity)? | X | |

6) Based on professional judgement, is the well construction / location appropriate to **1)** achieve the objectives of the Groundwater Monitoring Program and **2)** comply with the applicable regulatory requirements? X

7) Corrective actions as needed, by date: _____

Signature and Seal of PE/PG responsible for inspection _____

Groundwater Monitoring Well Integrity Form

Site Name: Plant Scherer

Permit Number:

Well ID: PZ-39S

Date: //

	Yes	No	N/A
<u>1) Location/Identification</u>			
A Is the well visible and accessible?	X		
B Is the well properly identified with correct well ID?	X		
C Is the well in a high traffic area and does the well require protection from traffic?		X	
D Is the drainage around the well acceptable? (no standing water, nor is well located in obvious drainage flow path)	X		
<u>2) Protective Casing</u>			
A Is the protective casing free from apparent damage and able to be secured?	X		
B Is the casing free of degradation or deterioration?	X		
C Does the casing have a functioning weep hole?	X		
D Is the annular space between the casings clear of debris and water, or filled with pea gravel/sand?	X		
E Is the well locked and is the lock in good condition?	X		
<u>3) Surface Pad</u>			
A Is the well pad in good condition (not cracked/broken)?	X		
B Is the well pad sloped away from the protective casing?	X		
C Is the well pad in complete contact with the ground surface and stable?	X		
D Is the well pad in complete contact with the protective casing?	X		
E Is the pad surface clean (not covered with sediment or debris)?		X	
<u>4) Internal Casing</u>			
A Does the cap prevent entry of foreign material into the well?	X		
B Is the casing free of kinks/bends, or any obstructions from foreign objects (such as bailers)?	X		
C Is the well properly vented for equilibration of air pressure?	X		
D Is the survey point clearly marked on the inner casing?	X		
E Is the depth of the well consistent with the original well log?	X		
F Is the casing stable? (Does PVC move easily when touched or can be taken apart by hand due to lack of grout or use of slip couplings in construction)	X		
<u>5) Sampling: Groundwater Wells Only</u>			
A Does water recharge adequately when purged?	X		
B If dedicated sampling equipment installed, is it in good condition and specified in the approved groundwater monitoring plan for the facility?	X		
C Does the well require redevelopment (low flow/turbidity)?		X	
6) Based on professional judgement, is the well construction / location appropriate to 1) achieve the objectives of the Groundwater Monitoring Program and 2) comply with the applicable regulatory requirements?	X		
<u>7) Corrective actions as needed, by date:</u>	remove weeds, hay from pad		
<u>Signature and Seal of PE/PG responsible for inspection</u>			

Groundwater Monitoring Well Integrity Form

Site Name: Plant Scherer

Permit Number:

Well ID: PZ-40i

Date: 02/20/2023

	Yes	No	N/A
--	-----	----	-----

1) Location/Identification

- | | | | |
|--|---|---|--|
| A Is the well visible and accessible? | X | | |
| B Is the well properly identified with correct well ID? | X | | |
| C Is the well in a high traffic area and does the well require protection from traffic? | | X | |
| D Is the drainage around the well acceptable? (no standing water, nor is well located in obvious drainage flow path) | X | | |

2) Protective Casing

- | | | | |
|---|---|--|--|
| A Is the protective casing free from apparent damage and able to be secured? | X | | |
| B Is the casing free of degradation or deterioration? | X | | |
| C Does the casing have a functioning weep hole? | X | | |
| D Is the annular space between the casings clear of debris and water, or filled with pea gravel/sand? | X | | |
| E Is the well locked and is the lock in good condition? | X | | |

3) Surface Pad

- | | | | |
|---|---|--|--|
| A Is the well pad in good condition (not cracked/broken)? | X | | |
| B Is the well pad sloped away from the protective casing? | X | | |
| C Is the well pad in complete contact with the ground surface and stable? | X | | |
| D Is the well pad in complete contact with the protective casing? | X | | |
| E Is the pad surface clean (not covered with sediment or debris)? | X | | |

4) Internal Casing

- | | | | |
|---|---|--|--|
| A Does the cap prevent entry of foreign material into the well? | X | | |
| B Is the casing free of kinks/bends, or any obstructions from foreign objects (such as bailers)? | X | | |
| C Is the well properly vented for equilibration of air pressure? | X | | |
| D Is the survey point clearly marked on the inner casing? | X | | |
| E Is the depth of the well consistent with the original well log? | X | | |
| F Is the casing stable? (Does PVC move easily when touched or can be taken apart by hand due to lack of grout or use of slip couplings in construction) | X | | |

5) Sampling: Groundwater Wells Only

- | | | | |
|---|---|---|--|
| A Does water recharge adequately when purged?
If dedicated sampling equipment installed, is it in good condition and specified in the approved groundwater monitoring plan for the facility? | X | | |
| B Does the well require redevelopment (low flow/turbidity)? | X | | |
| C Does the well require redevelopment (low flow/turbidity)? | | X | |

6) Based on professional judgement, is the well construction / location appropriate to **1)** achieve the objectives of the Groundwater Monitoring Program and **2)** comply with the applicable regulatory requirements? X

7) Corrective actions as needed, by date:

Signature and Seal of PE/PG responsible for inspection

Groundwater Monitoring Well Integrity Form

Site Name: Plant Scherer

Permit Number:

Well ID: PZ-41S

Date: 02/20/2023

	Yes	No	N/A
<u>1) Location/Identification</u>			
A Is the well visible and accessible?	X		
B Is the well properly identified with correct well ID?	X		
C Is the well in a high traffic area and does the well require protection from traffic?		X	
D Is the drainage around the well acceptable? (no standing water, nor is well located in obvious drainage flow path)	X		
<u>2) Protective Casing</u>			
A Is the protective casing free from apparent damage and able to be secured?	X		
B Is the casing free of degradation or deterioration?	X		
C Does the casing have a functioning weep hole?	X		
D Is the annular space between the casings clear of debris and water, or filled with pea gravel/sand?	X		
E Is the well locked and is the lock in good condition?	X		
<u>3) Surface Pad</u>			
A Is the well pad in good condition (not cracked/broken)?	X		
B Is the well pad sloped away from the protective casing?	X		
C Is the well pad in complete contact with the ground surface and stable?	X		
D Is the well pad in complete contact with the protective casing?	X		
E Is the pad surface clean (not covered with sediment or debris)?	X		
<u>4) Internal Casing</u>			
A Does the cap prevent entry of foreign material into the well?	X		
B Is the casing free of kinks/bends, or any obstructions from foreign objects (such as bailers)?	X		
C Is the well properly vented for equilibration of air pressure?	X		
D Is the survey point clearly marked on the inner casing?	X		
E Is the depth of the well consistent with the original well log?	X		
F Is the casing stable? (Does PVC move easily when touched or can be taken apart by hand due to lack of grout or use of slip couplings in construction)	X		
<u>5) Sampling: Groundwater Wells Only</u>			
A Does water recharge adequately when purged?	X		
B If dedicated sampling equipment installed, is it in good condition and specified in the approved groundwater monitoring plan for the facility?	X		
C Does the well require redevelopment (low flow/turbidity)?		X	
6) Based on professional judgement, is the well construction / location appropriate to 1) achieve the objectives of the Groundwater Monitoring Program and 2) comply with the applicable regulatory requirements?	X		
<u>7) Corrective actions as needed, by date:</u>			
<u>Signature and Seal of PE/PG responsible for inspection</u>			

Groundwater Monitoring Well Integrity Form

Site Name: Plant Scherer

Permit Number:

Well ID: PZ-42i

Date: 02/20/2023

	Yes	No	N/A
--	-----	----	-----

1) Location/Identification

- | | | | |
|--|---|---|--|
| A Is the well visible and accessible? | X | | |
| B Is the well properly identified with correct well ID? | X | | |
| C Is the well in a high traffic area and does the well require protection from traffic? | | X | |
| D Is the drainage around the well acceptable? (no standing water, nor is well located in obvious drainage flow path) | X | | |

2) Protective Casing

- | | | | |
|---|---|--|--|
| A Is the protective casing free from apparent damage and able to be secured? | X | | |
| B Is the casing free of degradation or deterioration? | X | | |
| C Does the casing have a functioning weep hole? | X | | |
| D Is the annular space between the casings clear of debris and water, or filled with pea gravel/sand? | X | | |
| E Is the well locked and is the lock in good condition? | X | | |

3) Surface Pad

- | | | | |
|---|---|--|--|
| A Is the well pad in good condition (not cracked/broken)? | X | | |
| B Is the well pad sloped away from the protective casing? | X | | |
| C Is the well pad in complete contact with the ground surface and stable? | X | | |
| D Is the well pad in complete contact with the protective casing? | X | | |
| E Is the pad surface clean (not covered with sediment or debris)? | X | | |

4) Internal Casing

- | | | | |
|---|---|--|--|
| A Does the cap prevent entry of foreign material into the well?
Is the casing free of kinks/bends, or any obstructions from foreign objects (such as bailers)? | X | | |
| B Is the well properly vented for equilibration of air pressure? | X | | |
| C Is the survey point clearly marked on the inner casing? | X | | |
| D Is the depth of the well consistent with the original well log? | X | | |
| E Is the casing stable? (Does PVC move easily when touched or can be taken apart by hand due to lack of grout or use of slip couplings in construction) | X | | |

5) Sampling: Groundwater Wells Only

- | | | | |
|---|---|---|--|
| A Does water recharge adequately when purged?
If dedicated sampling equipment installed, is it in good condition and specified in the approved groundwater monitoring plan for the facility? | X | | |
| B Does the well require redevelopment (low flow/turbidity)? | X | | |
| C | | X | |

6) Based on professional judgement, is the well construction / location appropriate to **1)** achieve the objectives of the Groundwater Monitoring Program and **2)** comply with the applicable regulatory requirements? X

7) Corrective actions as needed, by date: _____

Signature and Seal of PE/PG responsible for inspection _____

Groundwater Monitoring Well Integrity Form

Site Name: Plant Scherer

Permit Number:

Well ID: PZ-43S

Date: 02/21/2023

	Yes	No	N/A
--	-----	----	-----

1) Location/Identification

- | | | | |
|--|---|---|--|
| A Is the well visible and accessible? | X | | |
| B Is the well properly identified with correct well ID? | X | | |
| C Is the well in a high traffic area and does the well require protection from traffic? | | X | |
| D Is the drainage around the well acceptable? (no standing water, nor is well located in obvious drainage flow path) | X | | |

2) Protective Casing

- | | | | |
|---|---|--|--|
| A Is the protective casing free from apparent damage and able to be secured? | X | | |
| B Is the casing free of degradation or deterioration? | X | | |
| C Does the casing have a functioning weep hole? | X | | |
| D Is the annular space between the casings clear of debris and water, or filled with pea gravel/sand? | X | | |
| E Is the well locked and is the lock in good condition? | X | | |

3) Surface Pad

- | | | | |
|---|---|--|--|
| A Is the well pad in good condition (not cracked/broken)? | X | | |
| B Is the well pad sloped away from the protective casing? | X | | |
| C Is the well pad in complete contact with the ground surface and stable? | X | | |
| D Is the well pad in complete contact with the protective casing? | X | | |
| E Is the pad surface clean (not covered with sediment or debris)? | X | | |

4) Internal Casing

- | | | | |
|---|---|--|--|
| A Does the cap prevent entry of foreign material into the well?
Is the casing free of kinks/bends, or any obstructions from | X | | |
| B foreign objects (such as bailers)? | X | | |
| C Is the well properly vented for equilibration of air pressure? | X | | |
| D Is the survey point clearly marked on the inner casing? | X | | |
| E Is the depth of the well consistent with the original well log?
Is the casing stable? (Does PVC move easily when touched or can be taken apart by hand due to lack of grout or use of slip | X | | |
| F couplings in construction) | X | | |

5) Sampling: Groundwater Wells Only

- | | | | |
|---|---|---|--|
| A Does water recharge adequately when purged?
If dedicated sampling equipment installed, is it in good condition and specified in the approved groundwater | X | | |
| B monitoring plan for the facility? | X | | |
| C Does the well require redevelopment (low flow/turbidity)? | | X | |

6) Based on professional judgement, is the well construction / location appropriate to **1)** achieve the objectives of the Groundwater Monitoring Program and **2)** comply with the applicable regulatory requirements? X

7) Corrective actions as needed, by date:

Signature and Seal of PE/PG responsible for inspection

Groundwater Monitoring Well Integrity Form

Site Name: Plant Scherer

Permit Number:

Well ID: PZ-44i

Date: 02/20/2023

	Yes	No	N/A
<u>1) Location/Identification</u>			
A Is the well visible and accessible?	X		
B Is the well properly identified with correct well ID?	X		
C Is the well in a high traffic area and does the well require protection from traffic?		X	
D Is the drainage around the well acceptable? (no standing water, nor is well located in obvious drainage flow path)	X		
<u>2) Protective Casing</u>			
A Is the protective casing free from apparent damage and able to be secured?	X		
B Is the casing free of degradation or deterioration?	X		
C Does the casing have a functioning weep hole?	X		
D Is the annular space between the casings clear of debris and water, or filled with pea gravel/sand?	X		
E Is the well locked and is the lock in good condition?	X		
<u>3) Surface Pad</u>			
A Is the well pad in good condition (not cracked/broken)?	X		
B Is the well pad sloped away from the protective casing?	X		
C Is the well pad in complete contact with the ground surface and stable?	X		
D Is the well pad in complete contact with the protective casing?	X		
E Is the pad surface clean (not covered with sediment or debris)?	X		
<u>4) Internal Casing</u>			
A Does the cap prevent entry of foreign material into the well?	X		
B Is the casing free of kinks/bends, or any obstructions from foreign objects (such as bailers)?	X		
C Is the well properly vented for equilibration of air pressure?	X		
D Is the survey point clearly marked on the inner casing?	X		
E Is the depth of the well consistent with the original well log?	X		
F Is the casing stable? (Does PVC move easily when touched or can be taken apart by hand due to lack of grout or use of slip couplings in construction)	X		
<u>5) Sampling: Groundwater Wells Only</u>			
A Does water recharge adequately when purged?	X		
B If dedicated sampling equipment installed, is it in good condition and specified in the approved groundwater monitoring plan for the facility?	X		
C Does the well require redevelopment (low flow/turbidity)?		X	
6) Based on professional judgement, is the well construction / location appropriate to 1) achieve the objectives of the Groundwater Monitoring Program and 2) comply with the applicable regulatory requirements?	X		
<u>7) Corrective actions as needed, by date:</u>			
<u>Signature and Seal of PE/PG responsible for inspection</u>			

Groundwater Monitoring Well Integrity Form

Site Name: Plant Scherer

Permit Number:

Well ID: PZ-69i

Date: 02/20/2023

	Yes	No	N/A
<u>1) Location/Identification</u>			
A Is the well visible and accessible?	X		
B Is the well properly identified with correct well ID?	X		
C Is the well in a high traffic area and does the well require protection from traffic?		X	
D Is the drainage around the well acceptable? (no standing water, nor is well located in obvious drainage flow path)	X		
<u>2) Protective Casing</u>			
A Is the protective casing free from apparent damage and able to be secured?	X		
B Is the casing free of degradation or deterioration?	X		
C Does the casing have a functioning weep hole?	X		
D Is the annular space between the casings clear of debris and water, or filled with pea gravel/sand?	X		
E Is the well locked and is the lock in good condition?	X		
<u>3) Surface Pad</u>			
A Is the well pad in good condition (not cracked/broken)?	X		
B Is the well pad sloped away from the protective casing?	X		
C Is the well pad in complete contact with the ground surface and stable?	X		
D Is the well pad in complete contact with the protective casing?	X		
E Is the pad surface clean (not covered with sediment or debris)?	X		
<u>4) Internal Casing</u>			
A Does the cap prevent entry of foreign material into the well?	X		
B Is the casing free of kinks/bends, or any obstructions from foreign objects (such as bailers)?	X		
C Is the well properly vented for equilibration of air pressure?	X		
D Is the survey point clearly marked on the inner casing?	X		
E Is the depth of the well consistent with the original well log?	X		
F Is the casing stable? (Does PVC move easily when touched or can be taken apart by hand due to lack of grout or use of slip couplings in construction)	X		
<u>5) Sampling: Groundwater Wells Only</u>			
A Does water recharge adequately when purged?	X		
B If dedicated sampling equipment installed, is it in good condition and specified in the approved groundwater monitoring plan for the facility?	X		
C Does the well require redevelopment (low flow/turbidity)?		X	
6) Based on professional judgement, is the well construction / location appropriate to 1) achieve the objectives of the Groundwater Monitoring Program and 2) comply with the applicable regulatory requirements?	X		
<u>7) Corrective actions as needed, by date:</u>			
<u>Signature and Seal of PE/PG responsible for inspection</u>			

Groundwater Monitoring Well Integrity Form

Site Name: Plant Scherer

Permit Number:

Well ID: SGWA-1

Date: 02/20/2023

	Yes	No	N/A
<u>1) Location/Identification</u>			
A Is the well visible and accessible?	X		
B Is the well properly identified with correct well ID?	X		
C Is the well in a high traffic area and does the well require protection from traffic?		X	
D Is the drainage around the well acceptable? (no standing water, nor is well located in obvious drainage flow path)	X		
<u>2) Protective Casing</u>			
A Is the protective casing free from apparent damage and able to be secured?	X		
B Is the casing free of degradation or deterioration?	X		
C Does the casing have a functioning weep hole?	X		
D Is the annular space between the casings clear of debris and water, or filled with pea gravel/sand?	X		
E Is the well locked and is the lock in good condition?	X		
<u>3) Surface Pad</u>			
A Is the well pad in good condition (not cracked/broken)?	X		
B Is the well pad sloped away from the protective casing?	X		
C Is the well pad in complete contact with the ground surface and stable?	X		
D Is the well pad in complete contact with the protective casing?	X		
E Is the pad surface clean (not covered with sediment or debris)?	X		
<u>4) Internal Casing</u>			
A Does the cap prevent entry of foreign material into the well?	X		
B Is the casing free of kinks/bends, or any obstructions from foreign objects (such as bailers)?	X		
C Is the well properly vented for equilibration of air pressure?	X		
D Is the survey point clearly marked on the inner casing?	X		
E Is the depth of the well consistent with the original well log?	X		
F Is the casing stable? (Does PVC move easily when touched or can be taken apart by hand due to lack of grout or use of slip couplings in construction)	X		
<u>5) Sampling: Groundwater Wells Only</u>			
A Does water recharge adequately when purged?	X		
B If dedicated sampling equipment installed, is it in good condition and specified in the approved groundwater monitoring plan for the facility?	X		
C Does the well require redevelopment (low flow/turbidity)?		X	
6) Based on professional judgement, is the well construction / location appropriate to 1) achieve the objectives of the Groundwater Monitoring Program and 2) comply with the applicable regulatory requirements?	X		
<u>7) Corrective actions as needed, by date:</u>			
<u>Signature and Seal of PE/PG responsible for inspection</u>			

Groundwater Monitoring Well Integrity Form

Site Name: Plant Scherer

Permit Number:

Well ID: SGWA-2

Date: 02/20/2023

	Yes	No	N/A
<u>1) Location/Identification</u>			
A Is the well visible and accessible?	X		
B Is the well properly identified with correct well ID?	X		
C Is the well in a high traffic area and does the well require protection from traffic?		X	
D Is the drainage around the well acceptable? (no standing water, nor is well located in obvious drainage flow path)	X		
<u>2) Protective Casing</u>			
A Is the protective casing free from apparent damage and able to be secured?	X		
B Is the casing free of degradation or deterioration?	X		
C Does the casing have a functioning weep hole?	X		
D Is the annular space between the casings clear of debris and water, or filled with pea gravel/sand?	X		
E Is the well locked and is the lock in good condition?	X		
<u>3) Surface Pad</u>			
A Is the well pad in good condition (not cracked/broken)?	X		
B Is the well pad sloped away from the protective casing?	X		
C Is the well pad in complete contact with the ground surface and stable?	X		
D Is the well pad in complete contact with the protective casing?	X		
E Is the pad surface clean (not covered with sediment or debris)?	X		
<u>4) Internal Casing</u>			
A Does the cap prevent entry of foreign material into the well?	X		
B Is the casing free of kinks/bends, or any obstructions from foreign objects (such as bailers)?	X		
C Is the well properly vented for equilibration of air pressure?	X		
D Is the survey point clearly marked on the inner casing?	X		
E Is the depth of the well consistent with the original well log?	X		
F Is the casing stable? (Does PVC move easily when touched or can be taken apart by hand due to lack of grout or use of slip couplings in construction)	X		
<u>5) Sampling: Groundwater Wells Only</u>			
A Does water recharge adequately when purged?	X		
B If dedicated sampling equipment installed, is it in good condition and specified in the approved groundwater monitoring plan for the facility?	X		
C Does the well require redevelopment (low flow/turbidity)?		X	
6) Based on professional judgement, is the well construction / location appropriate to 1) achieve the objectives of the Groundwater Monitoring Program and 2) comply with the applicable regulatory requirements?	X		
<u>7) Corrective actions as needed, by date:</u>			
<u>Signature and Seal of PE/PG responsible for inspection</u>			

Groundwater Monitoring Well Integrity Form

Site Name: Plant Scherer

Permit Number:

Well ID: SGWA-3

Date: 02/201/2023

	Yes	No	N/A
<u>1) Location/Identification</u>			
A Is the well visible and accessible?	X		
B Is the well properly identified with correct well ID?	X		
C Is the well in a high traffic area and does the well require protection from traffic?		X	
D Is the drainage around the well acceptable? (no standing water, nor is well located in obvious drainage flow path)	X		
<u>2) Protective Casing</u>			
A Is the protective casing free from apparent damage and able to be secured?	X		
B Is the casing free of degradation or deterioration?	X		
C Does the casing have a functioning weep hole?	X		
D Is the annular space between the casings clear of debris and water, or filled with pea gravel/sand?	X		
E Is the well locked and is the lock in good condition?	X		
<u>3) Surface Pad</u>			
A Is the well pad in good condition (not cracked/broken)?	X		
B Is the well pad sloped away from the protective casing?	X		
C Is the well pad in complete contact with the ground surface and stable?	X		
D Is the well pad in complete contact with the protective casing?	X		
E Is the pad surface clean (not covered with sediment or debris)?	X		
<u>4) Internal Casing</u>			
A Does the cap prevent entry of foreign material into the well?	X		
B Is the casing free of kinks/bends, or any obstructions from foreign objects (such as bailers)?	X		
C Is the well properly vented for equilibration of air pressure?	X		
D Is the survey point clearly marked on the inner casing?	X		
E Is the depth of the well consistent with the original well log?	X		
F Is the casing stable? (Does PVC move easily when touched or can be taken apart by hand due to lack of grout or use of slip couplings in construction)	X		
<u>5) Sampling: Groundwater Wells Only</u>			
A Does water recharge adequately when purged?	X		
B If dedicated sampling equipment installed, is it in good condition and specified in the approved groundwater monitoring plan for the facility?	X		
C Does the well require redevelopment (low flow/turbidity)?		X	
6) Based on professional judgement, is the well construction / location appropriate to 1) achieve the objectives of the Groundwater Monitoring Program and 2) comply with the applicable regulatory requirements?	X		
<u>7) Corrective actions as needed, by date:</u>			
<u>Signature and Seal of PE/PG responsible for inspection</u>			

Groundwater Monitoring Well Integrity Form

Site Name: Plant Scherer

Permit Number:

Well ID: SGWA-4

Date: 02/20/2023

	Yes	No	N/A
--	-----	----	-----

1) Location/Identification

- | | | | |
|--|---|---|--|
| A Is the well visible and accessible? | X | | |
| B Is the well properly identified with correct well ID? | X | | |
| C Is the well in a high traffic area and does the well require protection from traffic? | | X | |
| D Is the drainage around the well acceptable? (no standing water, nor is well located in obvious drainage flow path) | X | | |

2) Protective Casing

- | | | | |
|---|---|---|--|
| A Is the protective casing free from apparent damage and able to be secured? | X | | |
| B Is the casing free of degradation or deterioration? | | X | |
| C Does the casing have a functioning weep hole? | X | | |
| D Is the annular space between the casings clear of debris and water, or filled with pea gravel/sand? | X | | |
| E Is the well locked and is the lock in good condition? | X | | |

3) Surface Pad

- | | | | |
|---|---|--|--|
| A Is the well pad in good condition (not cracked/broken)? | X | | |
| B Is the well pad sloped away from the protective casing? | X | | |
| C Is the well pad in complete contact with the ground surface and stable? | X | | |
| D Is the well pad in complete contact with the protective casing? | X | | |
| E Is the pad surface clean (not covered with sediment or debris)? | X | | |

4) Internal Casing

- | | | | |
|---|---|--|--|
| A Does the cap prevent entry of foreign material into the well? | X | | |
| B Is the casing free of kinks/bends, or any obstructions from foreign objects (such as bailers)? | X | | |
| C Is the well properly vented for equilibration of air pressure? | X | | |
| D Is the survey point clearly marked on the inner casing? | X | | |
| E Is the depth of the well consistent with the original well log? | X | | |
| F Is the casing stable? (Does PVC move easily when touched or can be taken apart by hand due to lack of grout or use of slip couplings in construction) | X | | |

5) Sampling: Groundwater Wells Only

- | | | | |
|---|---|---|--|
| A Does water recharge adequately when purged?
If dedicated sampling equipment installed, is it in good condition and specified in the approved groundwater monitoring plan for the facility? | X | | |
| B Does the well require redevelopment (low flow/turbidity)? | | X | |

6) Based on professional judgement, is the well construction / location appropriate to **1)** achieve the objectives of the Groundwater Monitoring Program and **2)** comply with the applicable regulatory requirements? X

7) Corrective actions as needed, by date: Rusty hinge needs replacement
Signature and Seal of PE/PG responsible for inspection

Groundwater Monitoring Well Integrity Form

Site Name: Plant Scherer

Permit Number:

Well ID: SGWA-5

Date: 02/21/2023

	Yes	No	N/A
<u>1) Location/Identification</u>			
A Is the well visible and accessible?	X		
B Is the well properly identified with correct well ID?	X		
C Is the well in a high traffic area and does the well require protection from traffic?		X	
D Is the drainage around the well acceptable? (no standing water, nor is well located in obvious drainage flow path)	X		
<u>2) Protective Casing</u>			
A Is the protective casing free from apparent damage and able to be secured?	X		
B Is the casing free of degradation or deterioration?	X		
C Does the casing have a functioning weep hole?	X		
D Is the annular space between the casings clear of debris and water, or filled with pea gravel/sand?	X		
E Is the well locked and is the lock in good condition?	X		
<u>3) Surface Pad</u>			
A Is the well pad in good condition (not cracked/broken)?	X		
B Is the well pad sloped away from the protective casing?	X		
C Is the well pad in complete contact with the ground surface and stable?	X		
D Is the well pad in complete contact with the protective casing?	X		
E Is the pad surface clean (not covered with sediment or debris)?	X		
<u>4) Internal Casing</u>			
A Does the cap prevent entry of foreign material into the well?	X		
B Is the casing free of kinks/bends, or any obstructions from foreign objects (such as bailers)?	X		
C Is the well properly vented for equilibration of air pressure?	X		
D Is the survey point clearly marked on the inner casing?	X		
E Is the depth of the well consistent with the original well log?	X		
F Is the casing stable? (Does PVC move easily when touched or can be taken apart by hand due to lack of grout or use of slip couplings in construction)	X		
<u>5) Sampling: Groundwater Wells Only</u>			
A Does water recharge adequately when purged?	X		
B If dedicated sampling equipment installed, is it in good condition and specified in the approved groundwater monitoring plan for the facility?	X		
C Does the well require redevelopment (low flow/turbidity)?		X	
6) Based on professional judgement, is the well construction / location appropriate to 1) achieve the objectives of the Groundwater Monitoring Program and 2) comply with the applicable regulatory requirements?	X		
<u>7) Corrective actions as needed, by date:</u>			
<u>Signature and Seal of PE/PG responsible for inspection</u>			

Groundwater Monitoring Well Integrity Form

Site Name: Plant Scherer

Permit Number:

Well ID: SGWC-6

Date: 02/20/2023

	Yes	No	N/A
<u>1) Location/Identification</u>			
A Is the well visible and accessible?	X		
B Is the well properly identified with correct well ID?	X		
C Is the well in a high traffic area and does the well require protection from traffic?		X	
D Is the drainage around the well acceptable? (no standing water, nor is well located in obvious drainage flow path)	X		
<u>2) Protective Casing</u>			
A Is the protective casing free from apparent damage and able to be secured?	X		
B Is the casing free of degradation or deterioration?		X	
C Does the casing have a functioning weep hole?	X		
D Is the annular space between the casings clear of debris and water, or filled with pea gravel/sand?	X		
E Is the well locked and is the lock in good condition?		X	
<u>3) Surface Pad</u>			
A Is the well pad in good condition (not cracked/broken)?	X		
B Is the well pad sloped away from the protective casing?	X		
C Is the well pad in complete contact with the ground surface and stable?	X		
D Is the well pad in complete contact with the protective casing?	X		
E Is the pad surface clean (not covered with sediment or debris)?	X		
<u>4) Internal Casing</u>			
A Does the cap prevent entry of foreign material into the well?	X		
B Is the casing free of kinks/bends, or any obstructions from foreign objects (such as bailers)?	X		
C Is the well properly vented for equilibration of air pressure?	X		
D Is the survey point clearly marked on the inner casing?	X		
E Is the depth of the well consistent with the original well log?	X		
F Is the casing stable? (Does PVC move easily when touched or can be taken apart by hand due to lack of grout or use of slip couplings in construction)	X		
<u>5) Sampling: Groundwater Wells Only</u>			
A Does water recharge adequately when purged?	X		
B If dedicated sampling equipment installed, is it in good condition and specified in the approved groundwater monitoring plan for the facility?	X		
C Does the well require redevelopment (low flow/turbidity)?		X	
6) Based on professional judgement, is the well construction / location appropriate to 1) achieve the objectives of the Groundwater Monitoring Program and 2) comply with the applicable regulatory requirements?	X		
7) Corrective actions as needed, by date: Rusty lid, hard to close, needs replacement			
<u>Signature and Seal of PE/PG responsible for inspection</u>			

Groundwater Monitoring Well Integrity Form

Site Name: Plant Scherer

Permit Number:

Well ID: SGWC-7

Date: 02/20/2023

	Yes	No	N/A
<u>1) Location/Identification</u>			
A Is the well visible and accessible?	X		
B Is the well properly identified with correct well ID?	X		
C Is the well in a high traffic area and does the well require protection from traffic?		X	
D Is the drainage around the well acceptable? (no standing water, nor is well located in obvious drainage flow path)	X		
<u>2) Protective Casing</u>			
A Is the protective casing free from apparent damage and able to be secured?	X		
B Is the casing free of degradation or deterioration?	X		
C Does the casing have a functioning weep hole?	X		
D Is the annular space between the casings clear of debris and water, or filled with pea gravel/sand?	X		
E Is the well locked and is the lock in good condition?	X		
<u>3) Surface Pad</u>			
A Is the well pad in good condition (not cracked/broken)?	X		
B Is the well pad sloped away from the protective casing?	X		
C Is the well pad in complete contact with the ground surface and stable?	X		
D Is the well pad in complete contact with the protective casing?	X		
E Is the pad surface clean (not covered with sediment or debris)?	X		
<u>4) Internal Casing</u>			
A Does the cap prevent entry of foreign material into the well?	X		
B Is the casing free of kinks/bends, or any obstructions from foreign objects (such as bailers)?	X		
C Is the well properly vented for equilibration of air pressure?	X		
D Is the survey point clearly marked on the inner casing?	X		
E Is the depth of the well consistent with the original well log?	X		
F Is the casing stable? (Does PVC move easily when touched or can be taken apart by hand due to lack of grout or use of slip couplings in construction)	X		
<u>5) Sampling: Groundwater Wells Only</u>			
A Does water recharge adequately when purged?	X		
B If dedicated sampling equipment installed, is it in good condition and specified in the approved groundwater monitoring plan for the facility?	X		
C Does the well require redevelopment (low flow/turbidity)?		X	
6) Based on professional judgement, is the well construction / location appropriate to 1) achieve the objectives of the Groundwater Monitoring Program and 2) comply with the applicable regulatory requirements?	X		
<u>7) Corrective actions as needed, by date:</u>			
<u>Signature and Seal of PE/PG responsible for inspection</u>			

Groundwater Monitoring Well Integrity Form

Site Name: Plant Scherer

Permit Number:

Well ID: SGWC-8

Date: 02/20/2023

	Yes	No	N/A
<u>1) Location/Identification</u>			
A Is the well visible and accessible?	X		
B Is the well properly identified with correct well ID?	X		
C Is the well in a high traffic area and does the well require protection from traffic?		X	
D Is the drainage around the well acceptable? (no standing water, nor is well located in obvious drainage flow path)	X		
<u>2) Protective Casing</u>			
A Is the protective casing free from apparent damage and able to be secured?	X		
B Is the casing free of degradation or deterioration?	X		
C Does the casing have a functioning weep hole?	X		
D Is the annular space between the casings clear of debris and water, or filled with pea gravel/sand?	X		
E Is the well locked and is the lock in good condition?	X		
<u>3) Surface Pad</u>			
A Is the well pad in good condition (not cracked/broken)?	X		
B Is the well pad sloped away from the protective casing?	X		
C Is the well pad in complete contact with the ground surface and stable?	X		
D Is the well pad in complete contact with the protective casing?	X		
E Is the pad surface clean (not covered with sediment or debris)?	X		
<u>4) Internal Casing</u>			
A Does the cap prevent entry of foreign material into the well?	X		
B Is the casing free of kinks/bends, or any obstructions from foreign objects (such as bailers)?	X		
C Is the well properly vented for equilibration of air pressure?	X		
D Is the survey point clearly marked on the inner casing?	X		
E Is the depth of the well consistent with the original well log?	X		
F Is the casing stable? (Does PVC move easily when touched or can be taken apart by hand due to lack of grout or use of slip couplings in construction)	X		
<u>5) Sampling: Groundwater Wells Only</u>			
A Does water recharge adequately when purged?	X		
B If dedicated sampling equipment installed, is it in good condition and specified in the approved groundwater monitoring plan for the facility?	X		
C Does the well require redevelopment (low flow/turbidity)?		X	
6) Based on professional judgement, is the well construction / location appropriate to 1) achieve the objectives of the Groundwater Monitoring Program and 2) comply with the applicable regulatory requirements?	X		
<u>7) Corrective actions as needed, by date:</u>			
<u>Signature and Seal of PE/PG responsible for inspection</u>			

Groundwater Monitoring Well Integrity Form

Site Name: Plant Scherer

Permit Number:

Well ID: SGWC-9

Date: 02/20/2023

	Yes	No	N/A
<u>1) Location/Identification</u>			
A Is the well visible and accessible?	X		
B Is the well properly identified with correct well ID?	X		
C Is the well in a high traffic area and does the well require protection from traffic?		X	
D Is the drainage around the well acceptable? (no standing water, nor is well located in obvious drainage flow path)	X		
<u>2) Protective Casing</u>			
A Is the protective casing free from apparent damage and able to be secured?	X		
B Is the casing free of degradation or deterioration?	X		
C Does the casing have a functioning weep hole?	X		
D Is the annular space between the casings clear of debris and water, or filled with pea gravel/sand?	X		
E Is the well locked and is the lock in good condition?	X		
<u>3) Surface Pad</u>			
A Is the well pad in good condition (not cracked/broken)?	X		
B Is the well pad sloped away from the protective casing?	X		
C Is the well pad in complete contact with the ground surface and stable?	X		
D Is the well pad in complete contact with the protective casing?	X		
E Is the pad surface clean (not covered with sediment or debris)?	X		
<u>4) Internal Casing</u>			
A Does the cap prevent entry of foreign material into the well?	X		
B Is the casing free of kinks/bends, or any obstructions from foreign objects (such as bailers)?	X		
C Is the well properly vented for equilibration of air pressure?	X		
D Is the survey point clearly marked on the inner casing?	X		
E Is the depth of the well consistent with the original well log?	X		
F Is the casing stable? (Does PVC move easily when touched or can be taken apart by hand due to lack of grout or use of slip couplings in construction)	X		
<u>5) Sampling: Groundwater Wells Only</u>			
A Does water recharge adequately when purged?	X		
B If dedicated sampling equipment installed, is it in good condition and specified in the approved groundwater monitoring plan for the facility?	X		
C Does the well require redevelopment (low flow/turbidity)?		X	
6) Based on professional judgement, is the well construction / location appropriate to 1) achieve the objectives of the Groundwater Monitoring Program and 2) comply with the applicable regulatory requirements?	X		
<u>7) Corrective actions as needed, by date:</u>			
<u>Signature and Seal of PE/PG responsible for inspection</u>			

Groundwater Monitoring Well Integrity Form

Site Name: Plant Scherer

Permit Number:

Well ID: SGWC-10

Date: 02/20/2023

	Yes	No	N/A
--	-----	----	-----

1) Location/Identification

- | | | | |
|--|---|---|--|
| A Is the well visible and accessible? | X | | |
| B Is the well properly identified with correct well ID? | X | | |
| C Is the well in a high traffic area and does the well require protection from traffic? | | X | |
| D Is the drainage around the well acceptable? (no standing water, nor is well located in obvious drainage flow path) | X | | |

2) Protective Casing

- | | | | |
|---|---|---|--|
| A Is the protective casing free from apparent damage and able to be secured? | X | | |
| B Is the casing free of degradation or deterioration? | | X | |
| C Does the casing have a functioning weep hole? | X | | |
| D Is the annular space between the casings clear of debris and water, or filled with pea gravel/sand? | X | | |
| E Is the well locked and is the lock in good condition? | | X | |

3) Surface Pad

- | | | | |
|---|---|--|--|
| A Is the well pad in good condition (not cracked/broken)? | X | | |
| B Is the well pad sloped away from the protective casing? | X | | |
| C Is the well pad in complete contact with the ground surface and stable? | X | | |
| D Is the well pad in complete contact with the protective casing? | X | | |
| E Is the pad surface clean (not covered with sediment or debris)? | X | | |

4) Internal Casing

- | | | | |
|---|---|--|--|
| A Does the cap prevent entry of foreign material into the well? | X | | |
| B Is the casing free of kinks/bends, or any obstructions from foreign objects (such as bailers)? | X | | |
| C Is the well properly vented for equilibration of air pressure? | X | | |
| D Is the survey point clearly marked on the inner casing? | X | | |
| E Is the depth of the well consistent with the original well log? | X | | |
| F Is the casing stable? (Does PVC move easily when touched or can be taken apart by hand due to lack of grout or use of slip couplings in construction) | X | | |

5) Sampling: Groundwater Wells Only

- | | | | |
|---|---|---|--|
| A Does water recharge adequately when purged?
If dedicated sampling equipment installed, is it in good condition and specified in the approved groundwater monitoring plan for the facility? | X | | |
| B Does the well require redevelopment (low flow/turbidity)? | | X | |

6) Based on professional judgement, is the well construction / location appropriate to **1)** achieve the objectives of the Groundwater Monitoring Program and **2)** comply with the applicable regulatory requirements? X

7) Corrective actions as needed, by date: Rust on lid, hard to close, needs replacement

Signature and Seal of PE/PG responsible for inspection

Groundwater Monitoring Well Integrity Form

Site Name: Plant Scherer

Permit Number:

Well ID: SGWC-11

Date: 02/20/2023

	Yes	No	N/A
<u>1) Location/Identification</u>			
A Is the well visible and accessible?	X		
B Is the well properly identified with correct well ID?	X		
C Is the well in a high traffic area and does the well require protection from traffic?		X	
D Is the drainage around the well acceptable? (no standing water, nor is well located in obvious drainage flow path)	X		
<u>2) Protective Casing</u>			
A Is the protective casing free from apparent damage and able to be secured?	X		
B Is the casing free of degradation or deterioration?		X	
C Does the casing have a functioning weep hole?	X		
D Is the annular space between the casings clear of debris and water, or filled with pea gravel/sand?	X		
E Is the well locked and is the lock in good condition?		X	
<u>3) Surface Pad</u>			
A Is the well pad in good condition (not cracked/broken)?	X		
B Is the well pad sloped away from the protective casing?	X		
C Is the well pad in complete contact with the ground surface and stable?	X		
D Is the well pad in complete contact with the protective casing?	X		
E Is the pad surface clean (not covered with sediment or debris)?	X		
<u>4) Internal Casing</u>			
A Does the cap prevent entry of foreign material into the well?	X		
B Is the casing free of kinks/bends, or any obstructions from foreign objects (such as bailers)?	X		
C Is the well properly vented for equilibration of air pressure?	X		
D Is the survey point clearly marked on the inner casing?	X		
E Is the depth of the well consistent with the original well log?	X		
F Is the casing stable? (Does PVC move easily when touched or can be taken apart by hand due to lack of grout or use of slip couplings in construction)	X		
<u>5) Sampling: Groundwater Wells Only</u>			
A Does water recharge adequately when purged? If dedicated sampling equipment installed, is it in good condition and specified in the approved groundwater monitoring plan for the facility?	X		
B Does the well require redevelopment (low flow/turbidity)?		X	
6 Based on professional judgement, is the well construction / location appropriate to 1) achieve the objectives of the Groundwater Monitoring Program and 2) comply with the applicable regulatory requirements?	X		
7) Corrective actions as needed, by date: Rust on lock tab, needs replacement			
<u>Signature and Seal of PE/PG responsible for inspection</u>			

Groundwater Monitoring Well Integrity Form

Site Name: Plant Scherer

Permit Number:

Well ID: SGWC-12

Date: 02/20/2023

	Yes	No	N/A
<u>1) Location/Identification</u>			
A Is the well visible and accessible?	X		
B Is the well properly identified with correct well ID?	X		
C Is the well in a high traffic area and does the well require protection from traffic?		X	
D Is the drainage around the well acceptable? (no standing water, nor is well located in obvious drainage flow path)	X		
<u>2) Protective Casing</u>			
A Is the protective casing free from apparent damage and able to be secured?	X		
B Is the casing free of degradation or deterioration?		X	
C Does the casing have a functioning weep hole?	X		
D Is the annular space between the casings clear of debris and water, or filled with pea gravel/sand?	X		
E Is the well locked and is the lock in good condition?		X	
<u>3) Surface Pad</u>			
A Is the well pad in good condition (not cracked/broken)?	X		
B Is the well pad sloped away from the protective casing?	X		
C Is the well pad in complete contact with the ground surface and stable?	X		
D Is the well pad in complete contact with the protective casing?	X		
E Is the pad surface clean (not covered with sediment or debris)?	X		
<u>4) Internal Casing</u>			
A Does the cap prevent entry of foreign material into the well?	X		
B Is the casing free of kinks/bends, or any obstructions from foreign objects (such as bailers)?	X		
C Is the well properly vented for equilibration of air pressure?	X		
D Is the survey point clearly marked on the inner casing?	X		
E Is the depth of the well consistent with the original well log?	X		
F Is the casing stable? (Does PVC move easily when touched or can be taken apart by hand due to lack of grout or use of slip couplings in construction)	X		
<u>5) Sampling: Groundwater Wells Only</u>			
A Does water recharge adequately when purged? If dedicated sampling equipment installed, is it in good condition and specified in the approved groundwater monitoring plan for the facility?	X		
B Does the well require redevelopment (low flow/turbidity)?		X	
6 Based on professional judgement, is the well construction / location appropriate to 1) achieve the objectives of the Groundwater Monitoring Program and 2) comply with the applicable regulatory requirements?	X		
<u>7) Corrective actions as needed, by date: Rust on lock tab, hard to close</u>			
<u>Signature and Seal of PE/PG responsible for inspection</u>			

Groundwater Monitoring Well Integrity Form

Site Name: Plant Scherer

Permit Number:

Well ID: SGWC-13

Date: 02/20/2023

	Yes	No	N/A
<u>1) Location/Identification</u>			
A Is the well visible and accessible?	X		
B Is the well properly identified with correct well ID?	X		
C Is the well in a high traffic area and does the well require protection from traffic?		X	
D Is the drainage around the well acceptable? (no standing water, nor is well located in obvious drainage flow path)	X		
<u>2) Protective Casing</u>			
A Is the protective casing free from apparent damage and able to be secured?	X		
B Is the casing free of degradation or deterioration?	X		
C Does the casing have a functioning weep hole?	X		
D Is the annular space between the casings clear of debris and water, or filled with pea gravel/sand?	X		
E Is the well locked and is the lock in good condition?	X		
<u>3) Surface Pad</u>			
A Is the well pad in good condition (not cracked/broken)?	X		
B Is the well pad sloped away from the protective casing?	X		
C Is the well pad in complete contact with the ground surface and stable?	X		
D Is the well pad in complete contact with the protective casing?	X		
E Is the pad surface clean (not covered with sediment or debris)?	X		
<u>4) Internal Casing</u>			
A Does the cap prevent entry of foreign material into the well?	X		
B Is the casing free of kinks/bends, or any obstructions from foreign objects (such as bailers)?	X		
C Is the well properly vented for equilibration of air pressure?	X		
D Is the survey point clearly marked on the inner casing?	X		
E Is the depth of the well consistent with the original well log?	X		
F Is the casing stable? (Does PVC move easily when touched or can be taken apart by hand due to lack of grout or use of slip couplings in construction)	X		
<u>5) Sampling: Groundwater Wells Only</u>			
A Does water recharge adequately when purged?	X		
B If dedicated sampling equipment installed, is it in good condition and specified in the approved groundwater monitoring plan for the facility?	X		
C Does the well require redevelopment (low flow/turbidity)?		X	
6) Based on professional judgement, is the well construction / location appropriate to 1) achieve the objectives of the Groundwater Monitoring Program and 2) comply with the applicable regulatory requirements?	X		
<u>7) Corrective actions as needed, by date:</u>			
<u>Signature and Seal of PE/PG responsible for inspection</u>			

Groundwater Monitoring Well Integrity Form

Site Name: Plant Scherer

Permit Number:

Well ID: SGWC-14

Date: 02/20/2023

	Yes	No	N/A
<u>1) Location/Identification</u>			
A Is the well visible and accessible?	X		
B Is the well properly identified with correct well ID?	X		
C Is the well in a high traffic area and does the well require protection from traffic?		X	
D Is the drainage around the well acceptable? (no standing water, nor is well located in obvious drainage flow path)	X		
<u>2) Protective Casing</u>			
A Is the protective casing free from apparent damage and able to be secured?	X		
B Is the casing free of degradation or deterioration?	X		
C Does the casing have a functioning weep hole?	X		
D Is the annular space between the casings clear of debris and water, or filled with pea gravel/sand?	X		
E Is the well locked and is the lock in good condition?	X		
<u>3) Surface Pad</u>			
A Is the well pad in good condition (not cracked/broken)?	X		
B Is the well pad sloped away from the protective casing?	X		
C Is the well pad in complete contact with the ground surface and stable?	X		
D Is the well pad in complete contact with the protective casing?	X		
E Is the pad surface clean (not covered with sediment or debris)?	X		
<u>4) Internal Casing</u>			
A Does the cap prevent entry of foreign material into the well?	X		
B Is the casing free of kinks/bends, or any obstructions from foreign objects (such as bailers)?	X		
C Is the well properly vented for equilibration of air pressure?	X		
D Is the survey point clearly marked on the inner casing?	X		
E Is the depth of the well consistent with the original well log?	X		
F Is the casing stable? (Does PVC move easily when touched or can be taken apart by hand due to lack of grout or use of slip couplings in construction)	X		
<u>5) Sampling: Groundwater Wells Only</u>			
A Does water recharge adequately when purged?	X		
B If dedicated sampling equipment installed, is it in good condition and specified in the approved groundwater monitoring plan for the facility?	X		
C Does the well require redevelopment (low flow/turbidity)?		X	
6) Based on professional judgement, is the well construction / location appropriate to 1) achieve the objectives of the Groundwater Monitoring Program and 2) comply with the applicable regulatory requirements?	X		
<u>7) Corrective actions as needed, by date:</u>			
<u>Signature and Seal of PE/PG responsible for inspection</u>			

Groundwater Monitoring Well Integrity Form

Site Name: Plant Scherer

Permit Number:

Well ID: SGWC-15

Date: 02/20/2023

	Yes	No	N/A
<u>1) Location/Identification</u>			
A Is the well visible and accessible?	X		
B Is the well properly identified with correct well ID?	X		
C Is the well in a high traffic area and does the well require protection from traffic?		X	
D Is the drainage around the well acceptable? (no standing water, nor is well located in obvious drainage flow path)	X		
<u>2) Protective Casing</u>			
A Is the protective casing free from apparent damage and able to be secured?	X		
B Is the casing free of degradation or deterioration?	X		
C Does the casing have a functioning weep hole?	X		
D Is the annular space between the casings clear of debris and water, or filled with pea gravel/sand?	X		
E Is the well locked and is the lock in good condition?	X		
<u>3) Surface Pad</u>			
A Is the well pad in good condition (not cracked/broken)?	X		
B Is the well pad sloped away from the protective casing?	X		
C Is the well pad in complete contact with the ground surface and stable?	X		
D Is the well pad in complete contact with the protective casing?	X		
E Is the pad surface clean (not covered with sediment or debris)?	X		
<u>4) Internal Casing</u>			
A Does the cap prevent entry of foreign material into the well?	X		
B Is the casing free of kinks/bends, or any obstructions from foreign objects (such as bailers)?	X		
C Is the well properly vented for equilibration of air pressure?	X		
D Is the survey point clearly marked on the inner casing?	X		
E Is the depth of the well consistent with the original well log?	X		
F Is the casing stable? (Does PVC move easily when touched or can be taken apart by hand due to lack of grout or use of slip couplings in construction)	X		
<u>5) Sampling: Groundwater Wells Only</u>			
A Does water recharge adequately when purged?	X		
B If dedicated sampling equipment installed, is it in good condition and specified in the approved groundwater monitoring plan for the facility?	X		
C Does the well require redevelopment (low flow/turbidity)?		X	
6) Based on professional judgement, is the well construction / location appropriate to 1) achieve the objectives of the Groundwater Monitoring Program and 2) comply with the applicable regulatory requirements?	X		
<u>7) Corrective actions as needed, by date:</u>			
<u>Signature and Seal of PE/PG responsible for inspection</u>			

Groundwater Monitoring Well Integrity Form

Site Name: Plant Scherer

Permit Number:

Well ID: SGWC-16

Date: 02/20/2023

	Yes	No	N/A
<u>1) Location/Identification</u>			
A Is the well visible and accessible?	X		
B Is the well properly identified with correct well ID?	X		
C Is the well in a high traffic area and does the well require protection from traffic?		X	
D Is the drainage around the well acceptable? (no standing water, nor is well located in obvious drainage flow path)	X		
<u>2) Protective Casing</u>			
A Is the protective casing free from apparent damage and able to be secured?	X		
B Is the casing free of degradation or deterioration?	X		
C Does the casing have a functioning weep hole?	X		
D Is the annular space between the casings clear of debris and water, or filled with pea gravel/sand?	X		
E Is the well locked and is the lock in good condition?	X		
<u>3) Surface Pad</u>			
A Is the well pad in good condition (not cracked/broken)?	X		
B Is the well pad sloped away from the protective casing?	X		
C Is the well pad in complete contact with the ground surface and stable?	X		
D Is the well pad in complete contact with the protective casing?	X		
E Is the pad surface clean (not covered with sediment or debris)?		X	
<u>4) Internal Casing</u>			
A Does the cap prevent entry of foreign material into the well?	X		
B Is the casing free of kinks/bends, or any obstructions from foreign objects (such as bailers)?	X		
C Is the well properly vented for equilibration of air pressure?	X		
D Is the survey point clearly marked on the inner casing?	X		
E Is the depth of the well consistent with the original well log?	X		
F Is the casing stable? (Does PVC move easily when touched or can be taken apart by hand due to lack of grout or use of slip couplings in construction)	X		
<u>5) Sampling: Groundwater Wells Only</u>			
A Does water recharge adequately when purged?	X		
B If dedicated sampling equipment installed, is it in good condition and specified in the approved groundwater monitoring plan for the facility?	X		
C Does the well require redevelopment (low flow/turbidity)?		X	
6) Based on professional judgement, is the well construction / location appropriate to 1) achieve the objectives of the Groundwater Monitoring Program and 2) comply with the applicable regulatory requirements?	X		
<u>7) Corrective actions as needed, by date:</u>	Ants need to be removed from pad		
<u>Signature and Seal of PE/PG responsible for inspection</u>			

Groundwater Monitoring Well Integrity Form

Site Name: Plant Scherer

Permit Number:

Well ID: SGWC-17

Date: 02/20/2023

	Yes	No	N/A
<u>1) Location/Identification</u>			
A Is the well visible and accessible?	X		
B Is the well properly identified with correct well ID?	X		
C Is the well in a high traffic area and does the well require protection from traffic?		X	
D Is the drainage around the well acceptable? (no standing water, nor is well located in obvious drainage flow path)	X		
<u>2) Protective Casing</u>			
A Is the protective casing free from apparent damage and able to be secured?	X		
B Is the casing free of degradation or deterioration?	X		
C Does the casing have a functioning weep hole?	X		
D Is the annular space between the casings clear of debris and water, or filled with pea gravel/sand?	X		
E Is the well locked and is the lock in good condition?	X		
<u>3) Surface Pad</u>			
A Is the well pad in good condition (not cracked/broken)?	X		
B Is the well pad sloped away from the protective casing?	X		
C Is the well pad in complete contact with the ground surface and stable?	X		
D Is the well pad in complete contact with the protective casing?	X		
E Is the pad surface clean (not covered with sediment or debris)?	X		
<u>4) Internal Casing</u>			
A Does the cap prevent entry of foreign material into the well?	X		
B Is the casing free of kinks/bends, or any obstructions from foreign objects (such as bailers)?	X		
C Is the well properly vented for equilibration of air pressure?	X		
D Is the survey point clearly marked on the inner casing?	X		
E Is the depth of the well consistent with the original well log?	X		
F Is the casing stable? (Does PVC move easily when touched or can be taken apart by hand due to lack of grout or use of slip couplings in construction)	X		
<u>5) Sampling: Groundwater Wells Only</u>			
A Does water recharge adequately when purged? If dedicated sampling equipment installed, is it in good condition and specified in the approved groundwater monitoring plan for the facility?	X		
B Does the well require redevelopment (low flow/turbidity)?		X	
6) Based on professional judgement, is the well construction / location appropriate to 1) achieve the objectives of the Groundwater Monitoring Program and 2) comply with the applicable regulatory requirements?	X		
<u>7) Corrective actions as needed, by date:</u>			
<u>Signature and Seal of PE/PG responsible for inspection</u>			

Groundwater Monitoring Well Integrity Form

Site Name: Plant Scherer

Permit Number:

Well ID: SGWC-18

Date: 02/20/2023

	Yes	No	N/A
<u>1) Location/Identification</u>			
A Is the well visible and accessible?	X		
B Is the well properly identified with correct well ID?	X		
C Is the well in a high traffic area and does the well require protection from traffic?		X	
D Is the drainage around the well acceptable? (no standing water, nor is well located in obvious drainage flow path)	X		
<u>2) Protective Casing</u>			
A Is the protective casing free from apparent damage and able to be secured?	X		
B Is the casing free of degradation or deterioration?	X		
C Does the casing have a functioning weep hole?	X		
D Is the annular space between the casings clear of debris and water, or filled with pea gravel/sand?	X		
E Is the well locked and is the lock in good condition?	X		
<u>3) Surface Pad</u>			
A Is the well pad in good condition (not cracked/broken)?	X		
B Is the well pad sloped away from the protective casing?	X		
C Is the well pad in complete contact with the ground surface and stable?	X		
D Is the well pad in complete contact with the protective casing?	X		
E Is the pad surface clean (not covered with sediment or debris)?	X		
<u>4) Internal Casing</u>			
A Does the cap prevent entry of foreign material into the well?	X		
B Is the casing free of kinks/bends, or any obstructions from foreign objects (such as bailers)?	X		
C Is the well properly vented for equilibration of air pressure?	X		
D Is the survey point clearly marked on the inner casing?	X		
E Is the depth of the well consistent with the original well log?	X		
F Is the casing stable? (Does PVC move easily when touched or can be taken apart by hand due to lack of grout or use of slip couplings in construction)	X		
<u>5) Sampling: Groundwater Wells Only</u>			
A Does water recharge adequately when purged?	X		
B If dedicated sampling equipment installed, is it in good condition and specified in the approved groundwater monitoring plan for the facility?	X		
C Does the well require redevelopment (low flow/turbidity)?		X	
6) Based on professional judgement, is the well construction / location appropriate to 1) achieve the objectives of the Groundwater Monitoring Program and 2) comply with the applicable regulatory requirements?	X		
<u>7) Corrective actions as needed, by date:</u>			
<u>Signature and Seal of PE/PG responsible for inspection</u>			

Groundwater Monitoring Well Integrity Form

Site Name: Plant Scherer

Permit Number:

Well ID: SGWC-19

Date: 02/20/2023

	Yes	No	N/A
<u>1) Location/Identification</u>			
A Is the well visible and accessible?	X		
B Is the well properly identified with correct well ID?	X		
C Is the well in a high traffic area and does the well require protection from traffic?		X	
D Is the drainage around the well acceptable? (no standing water, nor is well located in obvious drainage flow path)	X		
<u>2) Protective Casing</u>			
A Is the protective casing free from apparent damage and able to be secured?	X		
B Is the casing free of degradation or deterioration?	X		
C Does the casing have a functioning weep hole?	X		
D Is the annular space between the casings clear of debris and water, or filled with pea gravel/sand?	X		
E Is the well locked and is the lock in good condition?	X		
<u>3) Surface Pad</u>			
A Is the well pad in good condition (not cracked/broken)?	X		
B Is the well pad sloped away from the protective casing?	X		
C Is the well pad in complete contact with the ground surface and stable?	X		
D Is the well pad in complete contact with the protective casing?	X		
E Is the pad surface clean (not covered with sediment or debris)?	X		
<u>4) Internal Casing</u>			
A Does the cap prevent entry of foreign material into the well?	X		
B Is the casing free of kinks/bends, or any obstructions from foreign objects (such as bailers)?	X		
C Is the well properly vented for equilibration of air pressure?	X		
D Is the survey point clearly marked on the inner casing?	X		
E Is the depth of the well consistent with the original well log?	X		
F Is the casing stable? (Does PVC move easily when touched or can be taken apart by hand due to lack of grout or use of slip couplings in construction)	X		
<u>5) Sampling: Groundwater Wells Only</u>			
A Does water recharge adequately when purged?	X		
B If dedicated sampling equipment installed, is it in good condition and specified in the approved groundwater monitoring plan for the facility?	X		
C Does the well require redevelopment (low flow/turbidity)?		X	
6) Based on professional judgement, is the well construction / location appropriate to 1) achieve the objectives of the Groundwater Monitoring Program and 2) comply with the applicable regulatory requirements?	X		
<u>7) Corrective actions as needed, by date:</u>	Remove ants from pad		
<u>Signature and Seal of PE/PG responsible for inspection</u>			

Groundwater Monitoring Well Integrity Form

Site Name: Plant Scherer

Permit Number:

Well ID: SGWC-20

Date: 02/20/2023

	Yes	No	N/A
<u>1) Location/Identification</u>			
A Is the well visible and accessible?	X		
B Is the well properly identified with correct well ID?	X		
C Is the well in a high traffic area and does the well require protection from traffic?		X	
D Is the drainage around the well acceptable? (no standing water, nor is well located in obvious drainage flow path)	X		
<u>2) Protective Casing</u>			
A Is the protective casing free from apparent damage and able to be secured?	X		
B Is the casing free of degradation or deterioration?	X		
C Does the casing have a functioning weep hole?	X		
D Is the annular space between the casings clear of debris and water, or filled with pea gravel/sand?	X		
E Is the well locked and is the lock in good condition?	X		
<u>3) Surface Pad</u>			
A Is the well pad in good condition (not cracked/broken)?	X		
B Is the well pad sloped away from the protective casing?	X		
C Is the well pad in complete contact with the ground surface and stable?	X		
D Is the well pad in complete contact with the protective casing?	X		
E Is the pad surface clean (not covered with sediment or debris)?	X		
<u>4) Internal Casing</u>			
A Does the cap prevent entry of foreign material into the well?	X		
B Is the casing free of kinks/bends, or any obstructions from foreign objects (such as bailers)?	X		
C Is the well properly vented for equilibration of air pressure?	X		
D Is the survey point clearly marked on the inner casing?	X		
E Is the depth of the well consistent with the original well log?	X		
F Is the casing stable? (Does PVC move easily when touched or can be taken apart by hand due to lack of grout or use of slip couplings in construction)	X		
<u>5) Sampling: Groundwater Wells Only</u>			
A Does water recharge adequately when purged?	X		
B If dedicated sampling equipment installed, is it in good condition and specified in the approved groundwater monitoring plan for the facility?	X		
C Does the well require redevelopment (low flow/turbidity)?		X	
6) Based on professional judgement, is the well construction / location appropriate to 1) achieve the objectives of the Groundwater Monitoring Program and 2) comply with the applicable regulatory requirements?	X		
<u>7) Corrective actions as needed, by date:</u>			
<u>Signature and Seal of PE/PG responsible for inspection</u>			

Groundwater Monitoring Well Integrity Form

Site Name: Plant Scherer

Permit Number:

Well ID: SGWC-21

Date: 02/20/2023

	Yes	No	N/A
<u>1) Location/Identification</u>			
A Is the well visible and accessible?	X		
B Is the well properly identified with correct well ID?	X		
C Is the well in a high traffic area and does the well require protection from traffic?		X	
D Is the drainage around the well acceptable? (no standing water, nor is well located in obvious drainage flow path)	X		
<u>2) Protective Casing</u>			
A Is the protective casing free from apparent damage and able to be secured?	X		
B Is the casing free of degradation or deterioration?	X		
C Does the casing have a functioning weep hole?	X		
D Is the annular space between the casings clear of debris and water, or filled with pea gravel/sand?	X		
E Is the well locked and is the lock in good condition?	X		
<u>3) Surface Pad</u>			
A Is the well pad in good condition (not cracked/broken)?	X		
B Is the well pad sloped away from the protective casing?	X		
C Is the well pad in complete contact with the ground surface and stable?	X		
D Is the well pad in complete contact with the protective casing?	X		
E Is the pad surface clean (not covered with sediment or debris)?	X		
<u>4) Internal Casing</u>			
A Does the cap prevent entry of foreign material into the well?	X		
B Is the casing free of kinks/bends, or any obstructions from foreign objects (such as bailers)?	X		
C Is the well properly vented for equilibration of air pressure?	X		
D Is the survey point clearly marked on the inner casing?	X		
E Is the depth of the well consistent with the original well log?	X		
F Is the casing stable? (Does PVC move easily when touched or can be taken apart by hand due to lack of grout or use of slip couplings in construction)	X		
<u>5) Sampling: Groundwater Wells Only</u>			
A Does water recharge adequately when purged?	X		
B If dedicated sampling equipment installed, is it in good condition and specified in the approved groundwater monitoring plan for the facility?	X		
C Does the well require redevelopment (low flow/turbidity)?		X	
6) Based on professional judgement, is the well construction / location appropriate to 1) achieve the objectives of the Groundwater Monitoring Program and 2) comply with the applicable regulatory requirements?	X		
<u>7) Corrective actions as needed, by date:</u>			
<u>Signature and Seal of PE/PG responsible for inspection</u>			

Groundwater Monitoring Well Integrity Form

Site Name: Plant Scherer

Permit Number:

Well ID: SGWC-22

Date: 02/20/2023

Yes	No	N/A
-----	----	-----

1) Location/Identification

- | | | | |
|----------|--|---|--|
| A | Is the well visible and accessible? | X | |
| B | Is the well properly identified with correct well ID? | X | |
| C | Is the well in a high traffic area and does the well require protection from traffic? | X | |
| D | Is the drainage around the well acceptable? (no standing water, nor is well located in obvious drainage flow path) | X | |

2) Protective Casing

- | | | | |
|----------|---|---|--|
| A | Is the protective casing free from apparent damage and able to be secured? | X | |
| B | Is the casing free of degradation or deterioration? | X | |
| C | Does the casing have a functioning weep hole? | X | |
| D | Is the annular space between the casings clear of debris and water, or filled with pea gravel/sand? | X | |
| E | Is the well locked and is the lock in good condition? | X | |

3) Surface Pad

- | | | | |
|----------|---|---|--|
| A | Is the well pad in good condition (not cracked/broken)? | X | |
| B | Is the well pad sloped away from the protective casing? | X | |
| C | Is the well pad in complete contact with the ground surface and stable? | X | |
| D | Is the well pad in complete contact with the protective casing? | X | |
| E | Is the pad surface clean (not covered with sediment or debris)? | X | |

4) Internal Casing

- | | | | |
|----------|---|---|--|
| A | Does the cap prevent entry of foreign material into the well? | X | |
| B | Is the casing free of kinks/bends, or any obstructions from foreign objects (such as bailers)? | X | |
| C | Is the well properly vented for equilibration of air pressure? | X | |
| D | Is the survey point clearly marked on the inner casing? | X | |
| E | Is the depth of the well consistent with the original well log? | X | |
| F | Is the casing stable? (Does PVC move easily when touched or can be taken apart by hand due to lack of grout or use of slip couplings in construction) | X | |

5) Sampling: Groundwater Wells Only

- | | | | |
|----------|--|---|--|
| A | Does water recharge adequately when purged? | X | |
| B | If dedicated sampling equipment installed, is it in good condition and specified in the approved groundwater monitoring plan for the facility? | X | |
| C | Does the well require redevelopment (low flow/turbidity)? | X | |

6) Based on professional judgement, is the well construction / location appropriate to **1)** achieve the objectives of the Groundwater Monitoring Program and **2)** comply with the applicable regulatory requirements?

X

7) Corrective actions as needed, by date:

Well located in drainage area between two roads. May need to be relocated.

Signature and Seal of PE/PG responsible for inspection

Groundwater Monitoring Well Integrity Form

Site Name: Plant Scherer

Permit Number:

Well ID: SGWC-23

Date: 02/20/2023

	Yes	No	N/A
<u>1) Location/Identification</u>			
A Is the well visible and accessible?	X		
B Is the well properly identified with correct well ID?	X		
C Is the well in a high traffic area and does the well require protection from traffic?		X	
D Is the drainage around the well acceptable? (no standing water, nor is well located in obvious drainage flow path)	X		
<u>2) Protective Casing</u>			
A Is the protective casing free from apparent damage and able to be secured?	X		
B Is the casing free of degradation or deterioration?	X		
C Does the casing have a functioning weep hole?	X		
D Is the annular space between the casings clear of debris and water, or filled with pea gravel/sand?	X		
E Is the well locked and is the lock in good condition?	X		
<u>3) Surface Pad</u>			
A Is the well pad in good condition (not cracked/broken)?	X		
B Is the well pad sloped away from the protective casing?	X		
C Is the well pad in complete contact with the ground surface and stable?	X		
D Is the well pad in complete contact with the protective casing?	X		
E Is the pad surface clean (not covered with sediment or debris)?	X		
<u>4) Internal Casing</u>			
A Does the cap prevent entry of foreign material into the well?	X		
B Is the casing free of kinks/bends, or any obstructions from foreign objects (such as bailers)?	X		
C Is the well properly vented for equilibration of air pressure?	X		
D Is the survey point clearly marked on the inner casing?	X		
E Is the depth of the well consistent with the original well log?	X		
F Is the casing stable? (Does PVC move easily when touched or can be taken apart by hand due to lack of grout or use of slip couplings in construction)	X		
<u>5) Sampling: Groundwater Wells Only</u>			
A Does water recharge adequately when purged?	X		
B If dedicated sampling equipment installed, is it in good condition and specified in the approved groundwater monitoring plan for the facility?	X		
C Does the well require redevelopment (low flow/turbidity)?		X	
6) Based on professional judgement, is the well construction / location appropriate to 1) achieve the objectives of the Groundwater Monitoring Program and 2) comply with the applicable regulatory requirements?	X		
<u>7) Corrective actions as needed, by date:</u>	Remove brush from pad		
<u>Signature and Seal of PE/PG responsible for inspection</u>			

Groundwater Monitoring Well Integrity Form

Site Name: Plant Scherer

Permit Number:

Well ID: SGWA-24

Date: 02/20/2023

	Yes	No	N/A
<u>1) Location/Identification</u>			
A Is the well visible and accessible?	X		
B Is the well properly identified with correct well ID?	X		
C Is the well in a high traffic area and does the well require protection from traffic?		X	
D Is the drainage around the well acceptable? (no standing water, nor is well located in obvious drainage flow path)	X		
<u>2) Protective Casing</u>			
A Is the protective casing free from apparent damage and able to be secured?	X		
B Is the casing free of degradation or deterioration?	X		
C Does the casing have a functioning weep hole?	X		
D Is the annular space between the casings clear of debris and water, or filled with pea gravel/sand?	X		
E Is the well locked and is the lock in good condition?	X		
<u>3) Surface Pad</u>			
A Is the well pad in good condition (not cracked/broken)?	X		
B Is the well pad sloped away from the protective casing?	X		
C Is the well pad in complete contact with the ground surface and stable?	X		
D Is the well pad in complete contact with the protective casing?	X		
E Is the pad surface clean (not covered with sediment or debris)?	X		
<u>4) Internal Casing</u>			
A Does the cap prevent entry of foreign material into the well?	X		
B Is the casing free of kinks/bends, or any obstructions from foreign objects (such as bailers)?	X		
C Is the well properly vented for equilibration of air pressure?	X		
D Is the survey point clearly marked on the inner casing?	X		
E Is the depth of the well consistent with the original well log?	X		
F Is the casing stable? (Does PVC move easily when touched or can be taken apart by hand due to lack of grout or use of slip couplings in construction)	X		
<u>5) Sampling: Groundwater Wells Only</u>			
A Does water recharge adequately when purged?	X		
B If dedicated sampling equipment installed, is it in good condition and specified in the approved groundwater monitoring plan for the facility?	X		
C Does the well require redevelopment (low flow/turbidity)?		X	
6) Based on professional judgement, is the well construction / location appropriate to 1) achieve the objectives of the Groundwater Monitoring Program and 2) comply with the applicable regulatory requirements?	X		
<u>7) Corrective actions as needed, by date:</u>			
<u>Signature and Seal of PE/PG responsible for inspection</u>			

Groundwater Monitoring Well Integrity Form

Site Name: Plant Scherer

Permit Number:

Well ID: SGWA-25

Date: 02/20/2023

	Yes	No	N/A
<u>1) Location/Identification</u>			
A Is the well visible and accessible?		X	
B Is the well properly identified with correct well ID?	X		
C Is the well in a high traffic area and does the well require protection from traffic?		X	
D Is the drainage around the well acceptable? (no standing water, nor is well located in obvious drainage flow path)	X		
<u>2) Protective Casing</u>			
A Is the protective casing free from apparent damage and able to be secured?	X		
B Is the casing free of degradation or deterioration?	X		
C Does the casing have a functioning weep hole?	X		
D Is the annular space between the casings clear of debris and water, or filled with pea gravel/sand?	X		
E Is the well locked and is the lock in good condition?	X		
<u>3) Surface Pad</u>			
A Is the well pad in good condition (not cracked/broken)?	X		
B Is the well pad sloped away from the protective casing?	X		
C Is the well pad in complete contact with the ground surface and stable?	X		
D Is the well pad in complete contact with the protective casing?	X		
E Is the pad surface clean (not covered with sediment or debris)?		X	
<u>4) Internal Casing</u>			
A Does the cap prevent entry of foreign material into the well?	X		
B Is the casing free of kinks/bends, or any obstructions from foreign objects (such as bailers)?	X		
C Is the well properly vented for equilibration of air pressure?	X		
D Is the survey point clearly marked on the inner casing?	X		
E Is the depth of the well consistent with the original well log?	X		
F Is the casing stable? (Does PVC move easily when touched or can be taken apart by hand due to lack of grout or use of slip couplings in construction)	X		
<u>5) Sampling: Groundwater Wells Only</u>			
A Does water recharge adequately when purged? If dedicated sampling equipment installed, is it in good condition and specified in the approved groundwater monitoring plan for the facility?	X		
B Does the well require redevelopment (low flow/turbidity)?		X	
6) Based on professional judgement, is the well construction / location appropriate to 1) achieve the objectives of the Groundwater Monitoring Program and 2) comply with the applicable regulatory requirements?	X		
<u>7) Corrective actions as needed, by date:</u> Overgrown landscape affects visibility, small tree needs cutting			
<u>Signature and Seal of PE/PG responsible for inspection</u>			

Groundwater Monitoring Well Integrity Form

Site Name: Plant Scherer

Permit Number:

Well ID: PZ-45D

Date: 02/21/2023

	Yes	No	N/A
--	-----	----	-----

1) Location/Identification

- | | | | |
|--|---|---|--|
| A Is the well visible and accessible? | X | | |
| B Is the well properly identified with correct well ID? | X | | |
| C Is the well in a high traffic area and does the well require protection from traffic? | | X | |
| D Is the drainage around the well acceptable? (no standing water, nor is well located in obvious drainage flow path) | X | | |

2) Protective Casing

- | | | | |
|---|---|--|--|
| A Is the protective casing free from apparent damage and able to be secured? | X | | |
| B Is the casing free of degradation or deterioration? | X | | |
| C Does the casing have a functioning weep hole? | X | | |
| D Is the annular space between the casings clear of debris and water, or filled with pea gravel/sand? | X | | |
| E Is the well locked and is the lock in good condition? | X | | |

3) Surface Pad

- | | | | |
|---|---|--|--|
| A Is the well pad in good condition (not cracked/broken)? | X | | |
| B Is the well pad sloped away from the protective casing? | X | | |
| C Is the well pad in complete contact with the ground surface and stable? | X | | |
| D Is the well pad in complete contact with the protective casing? | X | | |
| E Is the pad surface clean (not covered with sediment or debris)? | X | | |

4) Internal Casing

- | | | | |
|---|---|--|--|
| A Does the cap prevent entry of foreign material into the well? | X | | |
| B Is the casing free of kinks/bends, or any obstructions from foreign objects (such as bailers)? | X | | |
| C Is the well properly vented for equilibration of air pressure? | X | | |
| D Is the survey point clearly marked on the inner casing? | X | | |
| E Is the depth of the well consistent with the original well log? | X | | |
| F Is the casing stable? (Does PVC move easily when touched or can be taken apart by hand due to lack of grout or use of slip couplings in construction) | X | | |

5) Sampling: Groundwater Wells Only

- | | | | |
|--|---|---|--|
| A Does water recharge adequately when purged? | X | | |
| B If dedicated sampling equipment installed, is it in good condition and specified in the approved groundwater monitoring plan for the facility? | X | | |
| C Does the well require redevelopment (low flow/turbidity)? | | X | |

6) Based on professional judgement, is the well construction / location appropriate to **1)** achieve the objectives of the Groundwater Monitoring Program and **2)** comply with the applicable regulatory requirements? X

7) Corrective actions as needed, by date:

Signature and Seal of PE/PG responsible for inspection

Groundwater Monitoring Well Integrity Form

Site Name: Plant Scherer

Permit Number:

Well ID: PZ-46D

Date: 02/20/2023

Yes	No	N/A
-----	----	-----

1) Location/Identification

- | | | | |
|----------|--|---|---|
| A | Is the well visible and accessible? | X | |
| B | Is the well properly identified with correct well ID? | X | |
| C | Is the well in a high traffic area and does the well require protection from traffic? | | X |
| D | Is the drainage around the well acceptable? (no standing water, nor is well located in obvious drainage flow path) | X | |

2) Protective Casing

- | | | | |
|----------|---|---|--|
| A | Is the protective casing free from apparent damage and able to be secured? | X | |
| B | Is the casing free of degradation or deterioration? | X | |
| C | Does the casing have a functioning weep hole? | X | |
| D | Is the annular space between the casings clear of debris and water, or filled with pea gravel/sand? | X | |
| E | Is the well locked and is the lock in good condition? | X | |

3) Surface Pad

- | | | | |
|----------|---|---|--|
| A | Is the well pad in good condition (not cracked/broken)? | X | |
| B | Is the well pad sloped away from the protective casing? | X | |
| C | Is the well pad in complete contact with the ground surface and stable? | X | |
| D | Is the well pad in complete contact with the protective casing? | X | |
| E | Is the pad surface clean (not covered with sediment or debris)? | X | |

4) Internal Casing

- | | | | |
|----------|---|---|--|
| A | Does the cap prevent entry of foreign material into the well? | X | |
| B | Is the casing free of kinks/bends, or any obstructions from foreign objects (such as bailers)? | X | |
| C | Is the well properly vented for equilibration of air pressure? | X | |
| D | Is the survey point clearly marked on the inner casing? | X | |
| E | Is the depth of the well consistent with the original well log? | X | |
| F | Is the casing stable? (Does PVC move easily when touched or can be taken apart by hand due to lack of grout or use of slip couplings in construction) | X | |

5) Sampling: Groundwater Wells Only

- | | | | |
|----------|--|---|---|
| A | Does water recharge adequately when purged? | X | |
| B | If dedicated sampling equipment installed, is it in good condition and specified in the approved groundwater monitoring plan for the facility? | X | |
| C | Does the well require redevelopment (low flow/turbidity)? | | X |

6) Based on professional judgement, is the well construction / location appropriate to **1)** achieve the objectives of the Groundwater Monitoring Program and **2)** comply with the applicable regulatory requirements? X

7) Corrective actions as needed, by date:

Signature and Seal of PE/PG responsible for inspection

Groundwater Monitoring Well Integrity Form

Site Name: Plant Scherer

Permit Number:

Well ID: PZ-47D

Date: 02/21/2023

	Yes	No	N/A
--	-----	----	-----

1) Location/Identification

- | | | | |
|--|---|---|--|
| A Is the well visible and accessible? | X | | |
| B Is the well properly identified with correct well ID? | X | | |
| C Is the well in a high traffic area and does the well require protection from traffic? | | X | |
| D Is the drainage around the well acceptable? (no standing water, nor is well located in obvious drainage flow path) | X | | |

2) Protective Casing

- | | | | |
|---|---|--|--|
| A Is the protective casing free from apparent damage and able to be secured? | X | | |
| B Is the casing free of degradation or deterioration? | X | | |
| C Does the casing have a functioning weep hole? | X | | |
| D Is the annular space between the casings clear of debris and water, or filled with pea gravel/sand? | X | | |
| E Is the well locked and is the lock in good condition? | X | | |

3) Surface Pad

- | | | | |
|---|---|--|--|
| A Is the well pad in good condition (not cracked/broken)? | X | | |
| B Is the well pad sloped away from the protective casing? | X | | |
| C Is the well pad in complete contact with the ground surface and stable? | X | | |
| D Is the well pad in complete contact with the protective casing? | X | | |
| E Is the pad surface clean (not covered with sediment or debris)? | X | | |

4) Internal Casing

- | | | | |
|---|---|--|--|
| A Does the cap prevent entry of foreign material into the well? | X | | |
| B Is the casing free of kinks/bends, or any obstructions from foreign objects (such as bailers)? | X | | |
| C Is the well properly vented for equilibration of air pressure? | X | | |
| D Is the survey point clearly marked on the inner casing? | X | | |
| E Is the depth of the well consistent with the original well log? | X | | |
| F Is the casing stable? (Does PVC move easily when touched or can be taken apart by hand due to lack of grout or use of slip couplings in construction) | X | | |

5) Sampling: Groundwater Wells Only

- | | | | |
|---|---|---|--|
| A Does water recharge adequately when purged?
If dedicated sampling equipment installed, is it in good condition and specified in the approved groundwater monitoring plan for the facility? | X | | |
| B Does the well require redevelopment (low flow/turbidity)? | X | | |
| C | | X | |

6) Based on professional judgement, is the well construction / location appropriate to **1)** achieve the objectives of the Groundwater Monitoring Program and **2)** comply with the applicable regulatory requirements? X

7) Corrective actions as needed, by date:

Signature and Seal of PE/PG responsible for inspection

Groundwater Monitoring Well Integrity Form

Site Name: Plant Scherer

Permit Number:

Well ID: PZ-48S

Date: 02/20/2023

	Yes	No	N/A
--	-----	----	-----

1) Location/Identification

- | | | | |
|--|---|---|--|
| A Is the well visible and accessible? | X | | |
| B Is the well properly identified with correct well ID? | X | | |
| C Is the well in a high traffic area and does the well require protection from traffic? | | X | |
| D Is the drainage around the well acceptable? (no standing water, nor is well located in obvious drainage flow path) | X | | |

2) Protective Casing

- | | | | |
|---|---|--|--|
| A Is the protective casing free from apparent damage and able to be secured? | X | | |
| B Is the casing free of degradation or deterioration? | X | | |
| C Does the casing have a functioning weep hole? | X | | |
| D Is the annular space between the casings clear of debris and water, or filled with pea gravel/sand? | X | | |
| E Is the well locked and is the lock in good condition? | X | | |

3) Surface Pad

- | | | | |
|---|---|--|--|
| A Is the well pad in good condition (not cracked/broken)? | X | | |
| B Is the well pad sloped away from the protective casing? | X | | |
| C Is the well pad in complete contact with the ground surface and stable? | X | | |
| D Is the well pad in complete contact with the protective casing? | X | | |
| E Is the pad surface clean (not covered with sediment or debris)? | X | | |

4) Internal Casing

- | | | | |
|---|---|--|--|
| A Does the cap prevent entry of foreign material into the well? | X | | |
| B Is the casing free of kinks/bends, or any obstructions from foreign objects (such as bailers)? | X | | |
| C Is the well properly vented for equilibration of air pressure? | X | | |
| D Is the survey point clearly marked on the inner casing? | X | | |
| E Is the depth of the well consistent with the original well log? | X | | |
| F Is the casing stable? (Does PVC move easily when touched or can be taken apart by hand due to lack of grout or use of slip couplings in construction) | X | | |

5) Sampling: Groundwater Wells Only

- | | | | |
|--|---|---|--|
| A Does water recharge adequately when purged? | X | | |
| B If dedicated sampling equipment installed, is it in good condition and specified in the approved groundwater monitoring plan for the facility? | X | | |
| C Does the well require redevelopment (low flow/turbidity)? | | X | |

6) Based on professional judgement, is the well construction / location appropriate to **1)** achieve the objectives of the Groundwater Monitoring Program and **2)** comply with the applicable regulatory requirements? X

7) Corrective actions as needed, by date:

Signature and Seal of PE/PG responsible for inspection

Groundwater Monitoring Well Integrity Form

Site Name: Plant Scherer

Permit Number:

Well ID: PZ-49S

Date: 02/21/2023

	Yes	No	N/A
<u>1) Location/Identification</u>			
A Is the well visible and accessible?	X		
B Is the well properly identified with correct well ID?	X		
C Is the well in a high traffic area and does the well require protection from traffic?		X	
D Is the drainage around the well acceptable? (no standing water, nor is well located in obvious drainage flow path)	X		
<u>2) Protective Casing</u>			
A Is the protective casing free from apparent damage and able to be secured?	X		
B Is the casing free of degradation or deterioration?	X		
C Does the casing have a functioning weep hole?	X		
D Is the annular space between the casings clear of debris and water, or filled with pea gravel/sand?	X		
E Is the well locked and is the lock in good condition?	X		
<u>3) Surface Pad</u>			
A Is the well pad in good condition (not cracked/broken)?	X		
B Is the well pad sloped away from the protective casing?	X		
C Is the well pad in complete contact with the ground surface and stable?	X		
D Is the well pad in complete contact with the protective casing?	X		
E Is the pad surface clean (not covered with sediment or debris)?	X		
<u>4) Internal Casing</u>			
A Does the cap prevent entry of foreign material into the well?	X		
B Is the casing free of kinks/bends, or any obstructions from foreign objects (such as bailers)?	X		
C Is the well properly vented for equilibration of air pressure?	X		
D Is the survey point clearly marked on the inner casing?	X		
E Is the depth of the well consistent with the original well log?	X		
F Is the casing stable? (Does PVC move easily when touched or can be taken apart by hand due to lack of grout or use of slip couplings in construction)	X		
<u>5) Sampling: Groundwater Wells Only</u>			
A Does water recharge adequately when purged?	X		
B If dedicated sampling equipment installed, is it in good condition and specified in the approved groundwater monitoring plan for the facility?	X		
C Does the well require redevelopment (low flow/turbidity)?		X	
6) Based on professional judgement, is the well construction / location appropriate to 1) achieve the objectives of the Groundwater Monitoring Program and 2) comply with the applicable regulatory requirements?	X		
<u>7) Corrective actions as needed, by date:</u>			
<u>Signature and Seal of PE/PG responsible for inspection</u>			

Groundwater Monitoring Well Integrity Form

Site Name: Plant Scherer

Permit Number:

Well ID: PZ-49D

Date: 02/21/2023

Yes	No	N/A
-----	----	-----

1) Location/Identification

- | | | | |
|----------|--|---|---|
| A | Is the well visible and accessible? | X | |
| B | Is the well properly identified with correct well ID? | X | |
| C | Is the well in a high traffic area and does the well require protection from traffic? | | X |
| D | Is the drainage around the well acceptable? (no standing water, nor is well located in obvious drainage flow path) | X | |

2) Protective Casing

- | | | | |
|----------|---|---|--|
| A | Is the protective casing free from apparent damage and able to be secured? | X | |
| B | Is the casing free of degradation or deterioration? | X | |
| C | Does the casing have a functioning weep hole? | X | |
| D | Is the annular space between the casings clear of debris and water, or filled with pea gravel/sand? | X | |
| E | Is the well locked and is the lock in good condition? | X | |

3) Surface Pad

- | | | | |
|----------|---|---|--|
| A | Is the well pad in good condition (not cracked/broken)? | X | |
| B | Is the well pad sloped away from the protective casing? | X | |
| C | Is the well pad in complete contact with the ground surface and stable? | X | |
| D | Is the well pad in complete contact with the protective casing? | X | |
| E | Is the pad surface clean (not covered with sediment or debris)? | X | |

4) Internal Casing

- | | | | |
|----------|---|---|--|
| A | Does the cap prevent entry of foreign material into the well? | X | |
| B | Is the casing free of kinks/bends, or any obstructions from foreign objects (such as bailers)? | X | |
| C | Is the well properly vented for equilibration of air pressure? | X | |
| D | Is the survey point clearly marked on the inner casing? | X | |
| E | Is the depth of the well consistent with the original well log? | X | |
| F | Is the casing stable? (Does PVC move easily when touched or can be taken apart by hand due to lack of grout or use of slip couplings in construction) | X | |

5) Sampling: Groundwater Wells Only

- | | | | |
|----------|--|---|---|
| A | Does water recharge adequately when purged? | X | |
| B | If dedicated sampling equipment installed, is it in good condition and specified in the approved groundwater monitoring plan for the facility? | X | |
| C | Does the well require redevelopment (low flow/turbidity)? | | X |

6) Based on professional judgement, is the well construction / location appropriate to **1)** achieve the objectives of the Groundwater Monitoring Program and **2)** comply with the applicable regulatory requirements? X

7) Corrective actions as needed, by date:

Signature and Seal of PE/PG responsible for inspection

Groundwater Monitoring Well Integrity Form

Site Name: Plant Scherer

Permit Number:

Well ID: PZ-50D

Date: 02/21/2023

Yes	No	N/A
-----	----	-----

1) Location/Identification

- | | | | |
|----------|--|---|---|
| A | Is the well visible and accessible? | X | |
| B | Is the well properly identified with correct well ID? | X | |
| C | Is the well in a high traffic area and does the well require protection from traffic? | | X |
| D | Is the drainage around the well acceptable? (no standing water, nor is well located in obvious drainage flow path) | X | |

2) Protective Casing

- | | | | |
|----------|---|---|--|
| A | Is the protective casing free from apparent damage and able to be secured? | X | |
| B | Is the casing free of degradation or deterioration? | X | |
| C | Does the casing have a functioning weep hole? | X | |
| D | Is the annular space between the casings clear of debris and water, or filled with pea gravel/sand? | X | |
| E | Is the well locked and is the lock in good condition? | X | |

3) Surface Pad

- | | | | |
|----------|---|---|--|
| A | Is the well pad in good condition (not cracked/broken)? | X | |
| B | Is the well pad sloped away from the protective casing? | X | |
| C | Is the well pad in complete contact with the ground surface and stable? | X | |
| D | Is the well pad in complete contact with the protective casing? | X | |
| E | Is the pad surface clean (not covered with sediment or debris)? | X | |

4) Internal Casing

- | | | | |
|----------|---|---|--|
| A | Does the cap prevent entry of foreign material into the well? | X | |
| B | Is the casing free of kinks/bends, or any obstructions from foreign objects (such as bailers)? | X | |
| C | Is the well properly vented for equilibration of air pressure? | X | |
| D | Is the survey point clearly marked on the inner casing? | X | |
| E | Is the depth of the well consistent with the original well log? | X | |
| F | Is the casing stable? (Does PVC move easily when touched or can be taken apart by hand due to lack of grout or use of slip couplings in construction) | X | |

5) Sampling: Groundwater Wells Only

- | | | | |
|----------|--|---|---|
| A | Does water recharge adequately when purged? | X | |
| B | If dedicated sampling equipment installed, is it in good condition and specified in the approved groundwater monitoring plan for the facility? | X | |
| C | Does the well require redevelopment (low flow/turbidity)? | | X |

6) Based on professional judgement, is the well construction / location appropriate to **1)** achieve the objectives of the Groundwater Monitoring Program and **2)** comply with the applicable regulatory requirements? X

7) Corrective actions as needed, by date:

Signature and Seal of PE/PG responsible for inspection

Groundwater Monitoring Well Integrity Form

Site Name: Plant Scherer

Permit Number:

Well ID: PZ-51D

Date: 02/20/2023

	Yes	No	N/A
<u>1) Location/Identification</u>			
A Is the well visible and accessible?	X		
B Is the well properly identified with correct well ID?	X		
C Is the well in a high traffic area and does the well require protection from traffic?		X	
D Is the drainage around the well acceptable? (no standing water, nor is well located in obvious drainage flow path)	X		
<u>2) Protective Casing</u>			
A Is the protective casing free from apparent damage and able to be secured?	X		
B Is the casing free of degradation or deterioration?	X		
C Does the casing have a functioning weep hole?	X		
D Is the annular space between the casings clear of debris and water, or filled with pea gravel/sand?	X		
E Is the well locked and is the lock in good condition?	X		
<u>3) Surface Pad</u>			
A Is the well pad in good condition (not cracked/broken)?	X		
B Is the well pad sloped away from the protective casing?	X		
C Is the well pad in complete contact with the ground surface and stable?	X		
D Is the well pad in complete contact with the protective casing?	X		
E Is the pad surface clean (not covered with sediment or debris)?	X		
<u>4) Internal Casing</u>			
A Does the cap prevent entry of foreign material into the well?	X		
B Is the casing free of kinks/bends, or any obstructions from foreign objects (such as bailers)?	X		
C Is the well properly vented for equilibration of air pressure?	X		
D Is the survey point clearly marked on the inner casing?	X		
E Is the depth of the well consistent with the original well log?	X		
F Is the casing stable? (Does PVC move easily when touched or can be taken apart by hand due to lack of grout or use of slip couplings in construction)	X		
<u>5) Sampling: Groundwater Wells Only</u>			
A Does water recharge adequately when purged? If dedicated sampling equipment installed, is it in good condition and specified in the approved groundwater monitoring plan for the facility?	X		
B Does the well require redevelopment (low flow/turbidity)?		X	
6 Based on professional judgement, is the well construction / location appropriate to 1) achieve the objectives of the Groundwater Monitoring Program and 2) comply with the applicable regulatory requirements?	X		
<u>7) Corrective actions as needed, by date:</u>			
<u>Signature and Seal of PE/PG responsible for inspection</u>			

Groundwater Monitoring Well Integrity Form

Site Name: Plant Scherer

Permit Number:

Well ID: PZ-52

Date: 02/20/2023

	Yes	No	N/A
<u>1) Location/Identification</u>			
A Is the well visible and accessible?	X		
B Is the well properly identified with correct well ID?	X		
C Is the well in a high traffic area and does the well require protection from traffic?		X	
D Is the drainage around the well acceptable? (no standing water, nor is well located in obvious drainage flow path)	X		
<u>2) Protective Casing</u>			
A Is the protective casing free from apparent damage and able to be secured?	X		
B Is the casing free of degradation or deterioration?	X		
C Does the casing have a functioning weep hole?	X		
D Is the annular space between the casings clear of debris and water, or filled with pea gravel/sand?	X		
E Is the well locked and is the lock in good condition?	X		
<u>3) Surface Pad</u>			
A Is the well pad in good condition (not cracked/broken)?	X		
B Is the well pad sloped away from the protective casing?	X		
C Is the well pad in complete contact with the ground surface and stable?	X		
D Is the well pad in complete contact with the protective casing?	X		
E Is the pad surface clean (not covered with sediment or debris)?	X		
<u>4) Internal Casing</u>			
A Does the cap prevent entry of foreign material into the well?	X		
B Is the casing free of kinks/bends, or any obstructions from foreign objects (such as bailers)?	X		
C Is the well properly vented for equilibration of air pressure?	X		
D Is the survey point clearly marked on the inner casing?	X		
E Is the depth of the well consistent with the original well log?	X		
F Is the casing stable? (Does PVC move easily when touched or can be taken apart by hand due to lack of grout or use of slip couplings in construction)	X		
<u>5) Sampling: Groundwater Wells Only</u>			
A Does water recharge adequately when purged? If dedicated sampling equipment installed, is it in good condition and specified in the approved groundwater monitoring plan for the facility?	X		
B Does the well require redevelopment (low flow/turbidity)?		X	
6 Based on professional judgement, is the well construction / location appropriate to 1) achieve the objectives of the Groundwater Monitoring Program and 2) comply with the applicable regulatory requirements?	X		
<u>7) Corrective actions as needed, by date:</u>			
<u>Signature and Seal of PE/PG responsible for inspection</u>			

Groundwater Monitoring Well Integrity Form

Site Name: Plant Scherer

Permit Number:

Well ID: PZ-53

Date: 02/20/2023

	Yes	No	N/A
<u>1) Location/Identification</u>			
A Is the well visible and accessible?	X		
B Is the well properly identified with correct well ID?	X		
C Is the well in a high traffic area and does the well require protection from traffic?		X	
D Is the drainage around the well acceptable? (no standing water, nor is well located in obvious drainage flow path)	X		
<u>2) Protective Casing</u>			
A Is the protective casing free from apparent damage and able to be secured?	X		
B Is the casing free of degradation or deterioration?	X		
C Does the casing have a functioning weep hole?	X		
D Is the annular space between the casings clear of debris and water, or filled with pea gravel/sand?	X		
E Is the well locked and is the lock in good condition?	X		
<u>3) Surface Pad</u>			
A Is the well pad in good condition (not cracked/broken)?	X		
B Is the well pad sloped away from the protective casing?	X		
C Is the well pad in complete contact with the ground surface and stable?	X		
D Is the well pad in complete contact with the protective casing?	X		
E Is the pad surface clean (not covered with sediment or debris)?	X		
<u>4) Internal Casing</u>			
A Does the cap prevent entry of foreign material into the well?	X		
B Is the casing free of kinks/bends, or any obstructions from foreign objects (such as bailers)?	X		
C Is the well properly vented for equilibration of air pressure?	X		
D Is the survey point clearly marked on the inner casing?	X		
E Is the depth of the well consistent with the original well log?	X		
F Is the casing stable? (Does PVC move easily when touched or can be taken apart by hand due to lack of grout or use of slip couplings in construction)	X		
<u>5) Sampling: Groundwater Wells Only</u>			
A Does water recharge adequately when purged? If dedicated sampling equipment installed, is it in good condition and specified in the approved groundwater monitoring plan for the facility?	X		
B Does the well require redevelopment (low flow/turbidity)?		X	
6) Based on professional judgement, is the well construction / location appropriate to 1) achieve the objectives of the Groundwater Monitoring Program and 2) comply with the applicable regulatory requirements?	X		
<u>7) Corrective actions as needed, by date:</u>			
<u>Signature and Seal of PE/PG responsible for inspection</u>			

Groundwater Monitoring Well Integrity Form

Site Name: Plant Scherer

Permit Number:

Well ID: PZ-54

Date: 02/20/2023

Yes	No	N/A
-----	----	-----

1) Location/Identification

- | | | | |
|----------|--|---|---|
| A | Is the well visible and accessible? | X | |
| B | Is the well properly identified with correct well ID? | X | |
| C | Is the well in a high traffic area and does the well require protection from traffic? | | X |
| D | Is the drainage around the well acceptable? (no standing water, nor is well located in obvious drainage flow path) | X | |

2) Protective Casing

- | | | | |
|----------|---|---|--|
| A | Is the protective casing free from apparent damage and able to be secured? | X | |
| B | Is the casing free of degradation or deterioration? | X | |
| C | Does the casing have a functioning weep hole? | X | |
| D | Is the annular space between the casings clear of debris and water, or filled with pea gravel/sand? | X | |
| E | Is the well locked and is the lock in good condition? | X | |

3) Surface Pad

- | | | | |
|----------|---|---|--|
| A | Is the well pad in good condition (not cracked/broken)? | X | |
| B | Is the well pad sloped away from the protective casing? | X | |
| C | Is the well pad in complete contact with the ground surface and stable? | X | |
| D | Is the well pad in complete contact with the protective casing? | X | |
| E | Is the pad surface clean (not covered with sediment or debris)? | X | |

4) Internal Casing

- | | | | |
|----------|---|---|--|
| A | Does the cap prevent entry of foreign material into the well? | X | |
| B | Is the casing free of kinks/bends, or any obstructions from foreign objects (such as bailers)? | X | |
| C | Is the well properly vented for equilibration of air pressure? | X | |
| D | Is the survey point clearly marked on the inner casing? | X | |
| E | Is the depth of the well consistent with the original well log? | X | |
| F | Is the casing stable? (Does PVC move easily when touched or can be taken apart by hand due to lack of grout or use of slip couplings in construction) | X | |

5) Sampling: Groundwater Wells Only

- | | | | |
|----------|--|---|---|
| A | Does water recharge adequately when purged? | X | |
| B | If dedicated sampling equipment installed, is it in good condition and specified in the approved groundwater monitoring plan for the facility? | X | |
| C | Does the well require redevelopment (low flow/turbidity)? | | X |

6) Based on professional judgement, is the well construction / location appropriate to **1)** achieve the objectives of the Groundwater Monitoring Program and **2)** comply with the applicable regulatory requirements? X

7) Corrective actions as needed, by date:

Signature and Seal of PE/PG responsible for inspection

Groundwater Monitoring Well Integrity Form

Site Name: Plant Scherer

Permit Number:

Well ID: PZ-55

Date: 02/20/2023

	Yes	No	N/A
--	-----	----	-----

1) Location/Identification

- | | | | |
|--|---|---|--|
| A Is the well visible and accessible? | X | | |
| B Is the well properly identified with correct well ID? | X | | |
| C Is the well in a high traffic area and does the well require protection from traffic? | | X | |
| D Is the drainage around the well acceptable? (no standing water, nor is well located in obvious drainage flow path) | X | | |

2) Protective Casing

- | | | | |
|---|---|--|--|
| A Is the protective casing free from apparent damage and able to be secured? | X | | |
| B Is the casing free of degradation or deterioration? | X | | |
| C Does the casing have a functioning weep hole? | X | | |
| D Is the annular space between the casings clear of debris and water, or filled with pea gravel/sand? | X | | |
| E Is the well locked and is the lock in good condition? | X | | |

3) Surface Pad

- | | | | |
|---|---|--|--|
| A Is the well pad in good condition (not cracked/broken)? | X | | |
| B Is the well pad sloped away from the protective casing? | X | | |
| C Is the well pad in complete contact with the ground surface and stable? | X | | |
| D Is the well pad in complete contact with the protective casing? | X | | |
| E Is the pad surface clean (not covered with sediment or debris)? | X | | |

4) Internal Casing

- | | | | |
|---|---|--|--|
| A Does the cap prevent entry of foreign material into the well? | X | | |
| B Is the casing free of kinks/bends, or any obstructions from foreign objects (such as bailers)? | X | | |
| C Is the well properly vented for equilibration of air pressure? | X | | |
| D Is the survey point clearly marked on the inner casing? | X | | |
| E Is the depth of the well consistent with the original well log? | X | | |
| F Is the casing stable? (Does PVC move easily when touched or can be taken apart by hand due to lack of grout or use of slip couplings in construction) | X | | |

5) Sampling: Groundwater Wells Only

- | | | | |
|--|---|---|--|
| A Does water recharge adequately when purged? | X | | |
| B If dedicated sampling equipment installed, is it in good condition and specified in the approved groundwater monitoring plan for the facility? | X | | |
| C Does the well require redevelopment (low flow/turbidity)? | | X | |

6) Based on professional judgement, is the well construction / location appropriate to **1)** achieve the objectives of the Groundwater Monitoring Program and **2)** comply with the applicable regulatory requirements? X

7) Corrective actions as needed, by date:

Signature and Seal of PE/PG responsible for inspection

Groundwater Monitoring Well Integrity Form

Site Name: Plant Scherer

Permit Number:

Well ID: PZ-56

Date: 02/20/2023

	Yes	No	N/A
--	-----	----	-----

1) Location/Identification

- | | | | |
|--|---|---|--|
| A Is the well visible and accessible? | X | | |
| B Is the well properly identified with correct well ID? | X | | |
| C Is the well in a high traffic area and does the well require protection from traffic? | | X | |
| D Is the drainage around the well acceptable? (no standing water, nor is well located in obvious drainage flow path) | X | | |

2) Protective Casing

- | | | | |
|---|---|--|--|
| A Is the protective casing free from apparent damage and able to be secured? | X | | |
| B Is the casing free of degradation or deterioration? | X | | |
| C Does the casing have a functioning weep hole? | X | | |
| D Is the annular space between the casings clear of debris and water, or filled with pea gravel/sand? | X | | |
| E Is the well locked and is the lock in good condition? | X | | |

3) Surface Pad

- | | | | |
|---|---|--|--|
| A Is the well pad in good condition (not cracked/broken)? | X | | |
| B Is the well pad sloped away from the protective casing? | X | | |
| C Is the well pad in complete contact with the ground surface and stable? | X | | |
| D Is the well pad in complete contact with the protective casing? | X | | |
| E Is the pad surface clean (not covered with sediment or debris)? | X | | |

4) Internal Casing

- | | | | |
|---|---|--|--|
| A Does the cap prevent entry of foreign material into the well? | X | | |
| B Is the casing free of kinks/bends, or any obstructions from foreign objects (such as bailers)? | X | | |
| C Is the well properly vented for equilibration of air pressure? | X | | |
| D Is the survey point clearly marked on the inner casing? | X | | |
| E Is the depth of the well consistent with the original well log? | X | | |
| F Is the casing stable? (Does PVC move easily when touched or can be taken apart by hand due to lack of grout or use of slip couplings in construction) | X | | |

5) Sampling: Groundwater Wells Only

- | | | | |
|--|---|---|--|
| A Does water recharge adequately when purged? | X | | |
| B If dedicated sampling equipment installed, is it in good condition and specified in the approved groundwater monitoring plan for the facility? | X | | |
| C Does the well require redevelopment (low flow/turbidity)? | | X | |

6) Based on professional judgement, is the well construction / location appropriate to **1)** achieve the objectives of the Groundwater Monitoring Program and **2)** comply with the applicable regulatory requirements? X

7) Corrective actions as needed, by date:

Signature and Seal of PE/PG responsible for inspection

Groundwater Monitoring Well Integrity Form

Site Name: Plant Scherer

Permit Number:

Well ID: PZ-57

Date: 02/20/2023

	Yes	No	N/A
<u>1) Location/Identification</u>			
A Is the well visible and accessible?	X		
B Is the well properly identified with correct well ID?	X		
C Is the well in a high traffic area and does the well require protection from traffic?		X	
D Is the drainage around the well acceptable? (no standing water, nor is well located in obvious drainage flow path)	X		
<u>2) Protective Casing</u>			
A Is the protective casing free from apparent damage and able to be secured?	X		
B Is the casing free of degradation or deterioration?	X		
C Does the casing have a functioning weep hole?	X		
D Is the annular space between the casings clear of debris and water, or filled with pea gravel/sand?	X		
E Is the well locked and is the lock in good condition?	X		
<u>3) Surface Pad</u>			
A Is the well pad in good condition (not cracked/broken)?	X		
B Is the well pad sloped away from the protective casing?	X		
C Is the well pad in complete contact with the ground surface and stable?	X		
D Is the well pad in complete contact with the protective casing?	X		
E Is the pad surface clean (not covered with sediment or debris)?	X		
<u>4) Internal Casing</u>			
A Does the cap prevent entry of foreign material into the well?	X		
B Is the casing free of kinks/bends, or any obstructions from foreign objects (such as bailers)?	X		
C Is the well properly vented for equilibration of air pressure?	X		
D Is the survey point clearly marked on the inner casing?	X		
E Is the depth of the well consistent with the original well log?	X		
F Is the casing stable? (Does PVC move easily when touched or can be taken apart by hand due to lack of grout or use of slip couplings in construction)	X		
<u>5) Sampling: Groundwater Wells Only</u>			
A Does water recharge adequately when purged? If dedicated sampling equipment installed, is it in good condition and specified in the approved groundwater monitoring plan for the facility?	X		
B Does the well require redevelopment (low flow/turbidity)?		X	
6 Based on professional judgement, is the well construction / location appropriate to 1) achieve the objectives of the Groundwater Monitoring Program and 2) comply with the applicable regulatory requirements?	X		
<u>7) Corrective actions as needed, by date:</u>			
<u>Signature and Seal of PE/PG responsible for inspection</u>			

Groundwater Monitoring Well Integrity Form

Site Name: Plant Scherer

Permit Number:

Well ID: PZ-58

Date: 02/20/2023

	Yes	No	N/A
<u>1) Location/Identification</u>			
A Is the well visible and accessible?	X		
B Is the well properly identified with correct well ID?	X		
C Is the well in a high traffic area and does the well require protection from traffic?		X	
D Is the drainage around the well acceptable? (no standing water, nor is well located in obvious drainage flow path)	X		
<u>2) Protective Casing</u>			
A Is the protective casing free from apparent damage and able to be secured?	X		
B Is the casing free of degradation or deterioration?	X		
C Does the casing have a functioning weep hole?	X		
D Is the annular space between the casings clear of debris and water, or filled with pea gravel/sand?	X		
E Is the well locked and is the lock in good condition?	X		
<u>3) Surface Pad</u>			
A Is the well pad in good condition (not cracked/broken)?	X		
B Is the well pad sloped away from the protective casing?	X		
C Is the well pad in complete contact with the ground surface and stable?	X		
D Is the well pad in complete contact with the protective casing?	X		
E Is the pad surface clean (not covered with sediment or debris)?	X		
<u>4) Internal Casing</u>			
A Does the cap prevent entry of foreign material into the well?	X		
B Is the casing free of kinks/bends, or any obstructions from foreign objects (such as bailers)?	X		
C Is the well properly vented for equilibration of air pressure?	X		
D Is the survey point clearly marked on the inner casing?	X		
E Is the depth of the well consistent with the original well log?	X		
F Is the casing stable? (Does PVC move easily when touched or can be taken apart by hand due to lack of grout or use of slip couplings in construction)	X		
<u>5) Sampling: Groundwater Wells Only</u>			
A Does water recharge adequately when purged? If dedicated sampling equipment installed, is it in good condition and specified in the approved groundwater monitoring plan for the facility?	X		
B Does the well require redevelopment (low flow/turbidity)?		X	
6 Based on professional judgement, is the well construction / location appropriate to 1) achieve the objectives of the Groundwater Monitoring Program and 2) comply with the applicable regulatory requirements?	X		
<u>7) Corrective actions as needed, by date:</u>			
<u>Signature and Seal of PE/PG responsible for inspection</u>			

Groundwater Monitoring Well Integrity Form

Site Name: Plant Scherer

Permit Number:

Well ID: PZ-59S

Date: 02/20/2023

	Yes	No	N/A
<u>1) Location/Identification</u>			
A Is the well visible and accessible?	<input type="checkbox"/>	<input checked="" type="checkbox"/>	<input type="checkbox"/>
B Is the well properly identified with correct well ID?	<input checked="" type="checkbox"/>	<input type="checkbox"/>	<input type="checkbox"/>
C Is the well in a high traffic area and does the well require protection from traffic?	<input type="checkbox"/>	<input checked="" type="checkbox"/>	<input type="checkbox"/>
D Is the drainage around the well acceptable? (no standing water, nor is well located in obvious drainage flow path)	<input checked="" type="checkbox"/>	<input type="checkbox"/>	<input type="checkbox"/>
<u>2) Protective Casing</u>			
A Is the protective casing free from apparent damage and able to be secured?	<input checked="" type="checkbox"/>	<input type="checkbox"/>	<input type="checkbox"/>
B Is the casing free of degradation or deterioration?	<input checked="" type="checkbox"/>	<input type="checkbox"/>	<input type="checkbox"/>
C Does the casing have a functioning weep hole?	<input checked="" type="checkbox"/>	<input type="checkbox"/>	<input type="checkbox"/>
D Is the annular space between the casings clear of debris and water, or filled with pea gravel/sand?	<input checked="" type="checkbox"/>	<input type="checkbox"/>	<input type="checkbox"/>
E Is the well locked and is the lock in good condition?	<input checked="" type="checkbox"/>	<input type="checkbox"/>	<input type="checkbox"/>
<u>3) Surface Pad</u>			
A Is the well pad in good condition (not cracked/broken)?	<input checked="" type="checkbox"/>	<input type="checkbox"/>	<input type="checkbox"/>
B Is the well pad sloped away from the protective casing?	<input checked="" type="checkbox"/>	<input type="checkbox"/>	<input type="checkbox"/>
C Is the well pad in complete contact with the ground surface and stable?	<input checked="" type="checkbox"/>	<input type="checkbox"/>	<input type="checkbox"/>
D Is the well pad in complete contact with the protective casing?	<input checked="" type="checkbox"/>	<input type="checkbox"/>	<input type="checkbox"/>
E Is the pad surface clean (not covered with sediment or debris)?	<input type="checkbox"/>	<input checked="" type="checkbox"/>	<input type="checkbox"/>
<u>4) Internal Casing</u>			
A Does the cap prevent entry of foreign material into the well?	<input checked="" type="checkbox"/>	<input type="checkbox"/>	<input type="checkbox"/>
B Is the casing free of kinks/bends, or any obstructions from foreign objects (such as bailers)?	<input checked="" type="checkbox"/>	<input type="checkbox"/>	<input type="checkbox"/>
C Is the well properly vented for equilibration of air pressure?	<input checked="" type="checkbox"/>	<input type="checkbox"/>	<input type="checkbox"/>
D Is the survey point clearly marked on the inner casing?	<input checked="" type="checkbox"/>	<input type="checkbox"/>	<input type="checkbox"/>
E Is the depth of the well consistent with the original well log?	<input checked="" type="checkbox"/>	<input type="checkbox"/>	<input type="checkbox"/>
F Is the casing stable? (Does PVC move easily when touched or can be taken apart by hand due to lack of grout or use of slip couplings in construction)	<input checked="" type="checkbox"/>	<input type="checkbox"/>	<input type="checkbox"/>
<u>5) Sampling: Groundwater Wells Only</u>			
A Does water recharge adequately when purged? If dedicated sampling equipment installed, is it in good condition and specified in the approved groundwater monitoring plan for the facility?	<input checked="" type="checkbox"/>	<input type="checkbox"/>	<input type="checkbox"/>
B Does the well require redevelopment (low flow/turbidity)?	<input type="checkbox"/>	<input checked="" type="checkbox"/>	<input type="checkbox"/>
6 Based on professional judgement, is the well construction / location appropriate to 1) achieve the objectives of the Groundwater Monitoring Program and 2) comply with the applicable regulatory requirements?	<input checked="" type="checkbox"/>	<input type="checkbox"/>	<input type="checkbox"/>
7 Corrective actions as needed, by date: Area muddy/overgrown, needs clearing	<input type="checkbox"/>	<input type="checkbox"/>	<input type="checkbox"/>
<u>Signature and Seal of PE/PG responsible for inspection</u>	<input type="checkbox"/>	<input type="checkbox"/>	<input type="checkbox"/>

Groundwater Monitoring Well Integrity Form

Site Name: Plant Scherer

Permit Number:

Well ID: PZ-59D

Date: 02/20/2023

	Yes	No	N/A
<u>1) Location/Identification</u>			
A Is the well visible and accessible?	<input type="checkbox"/>	<input checked="" type="checkbox"/>	<input type="checkbox"/>
B Is the well properly identified with correct well ID?	<input checked="" type="checkbox"/>	<input type="checkbox"/>	<input type="checkbox"/>
C Is the well in a high traffic area and does the well require protection from traffic?	<input type="checkbox"/>	<input checked="" type="checkbox"/>	<input type="checkbox"/>
D Is the drainage around the well acceptable? (no standing water, nor is well located in obvious drainage flow path)	<input checked="" type="checkbox"/>	<input type="checkbox"/>	<input type="checkbox"/>
<u>2) Protective Casing</u>			
A Is the protective casing free from apparent damage and able to be secured?	<input checked="" type="checkbox"/>	<input type="checkbox"/>	<input type="checkbox"/>
B Is the casing free of degradation or deterioration?	<input checked="" type="checkbox"/>	<input type="checkbox"/>	<input type="checkbox"/>
C Does the casing have a functioning weep hole?	<input checked="" type="checkbox"/>	<input type="checkbox"/>	<input type="checkbox"/>
D Is the annular space between the casings clear of debris and water, or filled with pea gravel/sand?	<input checked="" type="checkbox"/>	<input type="checkbox"/>	<input type="checkbox"/>
E Is the well locked and is the lock in good condition?	<input checked="" type="checkbox"/>	<input type="checkbox"/>	<input type="checkbox"/>
<u>3) Surface Pad</u>			
A Is the well pad in good condition (not cracked/broken)?	<input checked="" type="checkbox"/>	<input type="checkbox"/>	<input type="checkbox"/>
B Is the well pad sloped away from the protective casing?	<input checked="" type="checkbox"/>	<input type="checkbox"/>	<input type="checkbox"/>
C Is the well pad in complete contact with the ground surface and stable?	<input checked="" type="checkbox"/>	<input type="checkbox"/>	<input type="checkbox"/>
D Is the well pad in complete contact with the protective casing?	<input checked="" type="checkbox"/>	<input type="checkbox"/>	<input type="checkbox"/>
E Is the pad surface clean (not covered with sediment or debris)?	<input type="checkbox"/>	<input checked="" type="checkbox"/>	<input type="checkbox"/>
<u>4) Internal Casing</u>			
A Does the cap prevent entry of foreign material into the well?	<input checked="" type="checkbox"/>	<input type="checkbox"/>	<input type="checkbox"/>
B Is the casing free of kinks/bends, or any obstructions from foreign objects (such as bailers)?	<input checked="" type="checkbox"/>	<input type="checkbox"/>	<input type="checkbox"/>
C Is the well properly vented for equilibration of air pressure?	<input checked="" type="checkbox"/>	<input type="checkbox"/>	<input type="checkbox"/>
D Is the survey point clearly marked on the inner casing?	<input checked="" type="checkbox"/>	<input type="checkbox"/>	<input type="checkbox"/>
E Is the depth of the well consistent with the original well log?	<input checked="" type="checkbox"/>	<input type="checkbox"/>	<input type="checkbox"/>
F Is the casing stable? (Does PVC move easily when touched or can be taken apart by hand due to lack of grout or use of slip couplings in construction)	<input checked="" type="checkbox"/>	<input type="checkbox"/>	<input type="checkbox"/>
<u>5) Sampling: Groundwater Wells Only</u>			
A Does water recharge adequately when purged? If dedicated sampling equipment installed, is it in good condition and specified in the approved groundwater monitoring plan for the facility?	<input checked="" type="checkbox"/>	<input type="checkbox"/>	<input type="checkbox"/>
B Does the well require redevelopment (low flow/turbidity)?	<input type="checkbox"/>	<input checked="" type="checkbox"/>	<input type="checkbox"/>
6 Based on professional judgement, is the well construction / location appropriate to 1) achieve the objectives of the Groundwater Monitoring Program and 2) comply with the applicable regulatory requirements?	<input checked="" type="checkbox"/>	<input type="checkbox"/>	<input type="checkbox"/>
7 Corrective actions as needed, by date: Area muddy/overgrown, needs clearing	<input type="checkbox"/>	<input type="checkbox"/>	<input type="checkbox"/>
<u>Signature and Seal of PE/PG responsible for inspection</u>	<input type="checkbox"/>	<input type="checkbox"/>	<input type="checkbox"/>

Groundwater Monitoring Well Integrity Form

Site Name: Plant Scherer

Permit Number:

Well ID: PZ-60S

Date: 02/20/2023

	Yes	No	N/A
<u>1) Location/Identification</u>			
A Is the well visible and accessible?	<input type="checkbox"/>	<input checked="" type="checkbox"/>	<input type="checkbox"/>
B Is the well properly identified with correct well ID?	<input checked="" type="checkbox"/>	<input type="checkbox"/>	<input type="checkbox"/>
C Is the well in a high traffic area and does the well require protection from traffic?	<input type="checkbox"/>	<input checked="" type="checkbox"/>	<input type="checkbox"/>
D Is the drainage around the well acceptable? (no standing water, nor is well located in obvious drainage flow path)	<input checked="" type="checkbox"/>	<input type="checkbox"/>	<input type="checkbox"/>
<u>2) Protective Casing</u>			
A Is the protective casing free from apparent damage and able to be secured?	<input checked="" type="checkbox"/>	<input type="checkbox"/>	<input type="checkbox"/>
B Is the casing free of degradation or deterioration?	<input checked="" type="checkbox"/>	<input type="checkbox"/>	<input type="checkbox"/>
C Does the casing have a functioning weep hole?	<input checked="" type="checkbox"/>	<input type="checkbox"/>	<input type="checkbox"/>
D Is the annular space between the casings clear of debris and water, or filled with pea gravel/sand?	<input checked="" type="checkbox"/>	<input type="checkbox"/>	<input type="checkbox"/>
E Is the well locked and is the lock in good condition?	<input checked="" type="checkbox"/>	<input type="checkbox"/>	<input type="checkbox"/>
<u>3) Surface Pad</u>			
A Is the well pad in good condition (not cracked/broken)?	<input checked="" type="checkbox"/>	<input type="checkbox"/>	<input type="checkbox"/>
B Is the well pad sloped away from the protective casing?	<input checked="" type="checkbox"/>	<input type="checkbox"/>	<input type="checkbox"/>
C Is the well pad in complete contact with the ground surface and stable?	<input checked="" type="checkbox"/>	<input type="checkbox"/>	<input type="checkbox"/>
D Is the well pad in complete contact with the protective casing?	<input checked="" type="checkbox"/>	<input type="checkbox"/>	<input type="checkbox"/>
E Is the pad surface clean (not covered with sediment or debris)?	<input type="checkbox"/>	<input checked="" type="checkbox"/>	<input type="checkbox"/>
<u>4) Internal Casing</u>			
A Does the cap prevent entry of foreign material into the well?	<input checked="" type="checkbox"/>	<input type="checkbox"/>	<input type="checkbox"/>
B Is the casing free of kinks/bends, or any obstructions from foreign objects (such as bailers)?	<input checked="" type="checkbox"/>	<input type="checkbox"/>	<input type="checkbox"/>
C Is the well properly vented for equilibration of air pressure?	<input checked="" type="checkbox"/>	<input type="checkbox"/>	<input type="checkbox"/>
D Is the survey point clearly marked on the inner casing?	<input checked="" type="checkbox"/>	<input type="checkbox"/>	<input type="checkbox"/>
E Is the depth of the well consistent with the original well log?	<input checked="" type="checkbox"/>	<input type="checkbox"/>	<input type="checkbox"/>
F Is the casing stable? (Does PVC move easily when touched or can be taken apart by hand due to lack of grout or use of slip couplings in construction)	<input checked="" type="checkbox"/>	<input type="checkbox"/>	<input type="checkbox"/>
<u>5) Sampling: Groundwater Wells Only</u>			
A Does water recharge adequately when purged? If dedicated sampling equipment installed, is it in good condition and specified in the approved groundwater monitoring plan for the facility?	<input checked="" type="checkbox"/>	<input type="checkbox"/>	<input type="checkbox"/>
B Does the well require redevelopment (low flow/turbidity)?	<input type="checkbox"/>	<input checked="" type="checkbox"/>	<input type="checkbox"/>
6) Based on professional judgement, is the well construction / location appropriate to 1) achieve the objectives of the Groundwater Monitoring Program and 2) comply with the applicable regulatory requirements?	<input checked="" type="checkbox"/>	<input type="checkbox"/>	<input type="checkbox"/>
7) Corrective actions as needed, by date: Area muddy/overgrown, needs clearing	<input type="checkbox"/>	<input type="checkbox"/>	<input type="checkbox"/>
<u>Signature and Seal of PE/PG responsible for inspection</u>			

Groundwater Monitoring Well Integrity Form

Site Name: Plant Scherer

Permit Number:

Well ID: PZ-60D

Date: 02/20/2023

	Yes	No	N/A
<u>1) Location/Identification</u>			
A Is the well visible and accessible?	X		
B Is the well properly identified with correct well ID?	X		
C Is the well in a high traffic area and does the well require protection from traffic?	X		
D Is the drainage around the well acceptable? (no standing water, nor is well located in obvious drainage flow path)	X		
<u>2) Protective Casing</u>			
A Is the protective casing free from apparent damage and able to be secured?	X		
B Is the casing free of degradation or deterioration?	X		
C Does the casing have a functioning weep hole?	X		
D Is the annular space between the casings clear of debris and water, or filled with pea gravel/sand?	X		
E Is the well locked and is the lock in good condition?	X		
<u>3) Surface Pad</u>			
A Is the well pad in good condition (not cracked/broken)?	X		
B Is the well pad sloped away from the protective casing?	X		
C Is the well pad in complete contact with the ground surface and stable?	X		
D Is the well pad in complete contact with the protective casing?	X		
E Is the pad surface clean (not covered with sediment or debris)?	X		
<u>4) Internal Casing</u>			
A Does the cap prevent entry of foreign material into the well?	X		
B Is the casing free of kinks/bends, or any obstructions from foreign objects (such as bailers)?	X		
C Is the well properly vented for equilibration of air pressure?	X		
D Is the survey point clearly marked on the inner casing?	X		
E Is the depth of the well consistent with the original well log?	X		
F Is the casing stable? (Does PVC move easily when touched or can be taken apart by hand due to lack of grout or use of slip couplings in construction)	X		
<u>5) Sampling: Groundwater Wells Only</u>			
A Does water recharge adequately when purged? If dedicated sampling equipment installed, is it in good condition and specified in the approved groundwater monitoring plan for the facility?	X		
B Does the well require redevelopment (low flow/turbidity)?	X		
C Does the well require redevelopment (low flow/turbidity)?	X		
6 Based on professional judgement, is the well construction / location appropriate to 1) achieve the objectives of the Groundwater Monitoring Program and 2) comply with the applicable regulatory requirements?	X		
<u>7) Corrective actions as needed, by date: Area muddy/overgrown, needs clearing</u>			
<u>Signature and Seal of PE/PG responsible for inspection</u>			

Groundwater Monitoring Well Integrity Form

Site Name: Plant Scherer

Permit Number:

Well ID: PZ-61

Date: 02/20/2023

	Yes	No	N/A
<u>1) Location/Identification</u>			
A Is the well visible and accessible?	X		
B Is the well properly identified with correct well ID?	X		
C Is the well in a high traffic area and does the well require protection from traffic?		X	
D Is the drainage around the well acceptable? (no standing water, nor is well located in obvious drainage flow path)	X		
<u>2) Protective Casing</u>			
A Is the protective casing free from apparent damage and able to be secured?	X		
B Is the casing free of degradation or deterioration?	X		
C Does the casing have a functioning weep hole?	X		
D Is the annular space between the casings clear of debris and water, or filled with pea gravel/sand?	X		
E Is the well locked and is the lock in good condition?	X		
<u>3) Surface Pad</u>			
A Is the well pad in good condition (not cracked/broken)?	X		
B Is the well pad sloped away from the protective casing?	X		
C Is the well pad in complete contact with the ground surface and stable?	X		
D Is the well pad in complete contact with the protective casing?	X		
E Is the pad surface clean (not covered with sediment or debris)?	X		
<u>4) Internal Casing</u>			
A Does the cap prevent entry of foreign material into the well?	X		
B Is the casing free of kinks/bends, or any obstructions from foreign objects (such as bailers)?	X		
C Is the well properly vented for equilibration of air pressure?	X		
D Is the survey point clearly marked on the inner casing?	X		
E Is the depth of the well consistent with the original well log?	X		
F Is the casing stable? (Does PVC move easily when touched or can be taken apart by hand due to lack of grout or use of slip couplings in construction)	X		
<u>5) Sampling: Groundwater Wells Only</u>			
A Does water recharge adequately when purged?	X		
B If dedicated sampling equipment installed, is it in good condition and specified in the approved groundwater monitoring plan for the facility?	X		
C Does the well require redevelopment (low flow/turbidity)?		X	
6) Based on professional judgement, is the well construction / location appropriate to 1) achieve the objectives of the Groundwater Monitoring Program and 2) comply with the applicable regulatory requirements?	X		
<u>7) Corrective actions as needed, by date:</u>			
<u>Signature and Seal of PE/PG responsible for inspection</u>			

Groundwater Monitoring Well Integrity Form

Site Name: Plant Scherer

Permit Number:

Well ID: PZ-62

Date: 02/20/2023

	Yes	No	N/A
<u>1) Location/Identification</u>			
A Is the well visible and accessible?	X		
B Is the well properly identified with correct well ID?	X		
C Is the well in a high traffic area and does the well require protection from traffic?		X	
D Is the drainage around the well acceptable? (no standing water, nor is well located in obvious drainage flow path)	X		
<u>2) Protective Casing</u>			
A Is the protective casing free from apparent damage and able to be secured?	X		
B Is the casing free of degradation or deterioration?	X		
C Does the casing have a functioning weep hole?	X		
D Is the annular space between the casings clear of debris and water, or filled with pea gravel/sand?	X		
E Is the well locked and is the lock in good condition?	X		
<u>3) Surface Pad</u>			
A Is the well pad in good condition (not cracked/broken)?	X		
B Is the well pad sloped away from the protective casing?	X		
C Is the well pad in complete contact with the ground surface and stable?	X		
D Is the well pad in complete contact with the protective casing?	X		
E Is the pad surface clean (not covered with sediment or debris)?	X		
<u>4) Internal Casing</u>			
A Does the cap prevent entry of foreign material into the well?	X		
B Is the casing free of kinks/bends, or any obstructions from foreign objects (such as bailers)?	X		
C Is the well properly vented for equilibration of air pressure?	X		
D Is the survey point clearly marked on the inner casing?	X		
E Is the depth of the well consistent with the original well log?	X		
F Is the casing stable? (Does PVC move easily when touched or can be taken apart by hand due to lack of grout or use of slip couplings in construction)	X		
<u>5) Sampling: Groundwater Wells Only</u>			
A Does water recharge adequately when purged? If dedicated sampling equipment installed, is it in good condition and specified in the approved groundwater monitoring plan for the facility?	X		
B Does the well require redevelopment (low flow/turbidity)?		X	
6 Based on professional judgement, is the well construction / location appropriate to 1) achieve the objectives of the Groundwater Monitoring Program and 2) comply with the applicable regulatory requirements?	X		
<u>7) Corrective actions as needed, by date:</u>			
<u>Signature and Seal of PE/PG responsible for inspection</u>			

Groundwater Monitoring Well Integrity Form

Site Name: Plant Scherer

Permit Number:

Well ID: PZ-63

Date: 02/20/2023

Yes	No	N/A
-----	----	-----

1) Location/Identification

- | | | | |
|----------|--|---|---|
| A | Is the well visible and accessible? | X | |
| B | Is the well properly identified with correct well ID? | X | |
| C | Is the well in a high traffic area and does the well require protection from traffic? | | X |
| D | Is the drainage around the well acceptable? (no standing water, nor is well located in obvious drainage flow path) | X | |

2) Protective Casing

- | | | | |
|----------|---|---|--|
| A | Is the protective casing free from apparent damage and able to be secured? | X | |
| B | Is the casing free of degradation or deterioration? | X | |
| C | Does the casing have a functioning weep hole? | X | |
| D | Is the annular space between the casings clear of debris and water, or filled with pea gravel/sand? | X | |
| E | Is the well locked and is the lock in good condition? | X | |

3) Surface Pad

- | | | | |
|----------|---|---|--|
| A | Is the well pad in good condition (not cracked/broken)? | X | |
| B | Is the well pad sloped away from the protective casing? | X | |
| C | Is the well pad in complete contact with the ground surface and stable? | X | |
| D | Is the well pad in complete contact with the protective casing? | X | |
| E | Is the pad surface clean (not covered with sediment or debris)? | X | |

4) Internal Casing

- | | | | |
|----------|---|---|--|
| A | Does the cap prevent entry of foreign material into the well? | X | |
| B | Is the casing free of kinks/bends, or any obstructions from foreign objects (such as bailers)? | X | |
| C | Is the well properly vented for equilibration of air pressure? | X | |
| D | Is the survey point clearly marked on the inner casing? | X | |
| E | Is the depth of the well consistent with the original well log? | X | |
| F | Is the casing stable? (Does PVC move easily when touched or can be taken apart by hand due to lack of grout or use of slip couplings in construction) | X | |

5) Sampling: Groundwater Wells Only

- | | | | |
|----------|--|---|---|
| A | Does water recharge adequately when purged? | X | |
| B | If dedicated sampling equipment installed, is it in good condition and specified in the approved groundwater monitoring plan for the facility? | X | |
| C | Does the well require redevelopment (low flow/turbidity)? | | X |

6) Based on professional judgement, is the well construction / location appropriate to **1)** achieve the objectives of the Groundwater Monitoring Program and **2)** comply with the applicable regulatory requirements? X

7) Corrective actions as needed, by date:

Signature and Seal of PE/PG responsible for inspection

Groundwater Monitoring Well Integrity Form

Site Name: Plant Scherer

Permit Number:

Well ID: PZ-64

Date: 02/20/2023

	Yes	No	N/A
--	-----	----	-----

1) Location/Identification

- | | | | |
|--|---|---|--|
| A Is the well visible and accessible? | X | | |
| B Is the well properly identified with correct well ID? | X | | |
| C Is the well in a high traffic area and does the well require protection from traffic? | | X | |
| D Is the drainage around the well acceptable? (no standing water, nor is well located in obvious drainage flow path) | X | | |

2) Protective Casing

- | | | | |
|---|---|--|--|
| A Is the protective casing free from apparent damage and able to be secured? | X | | |
| B Is the casing free of degradation or deterioration? | X | | |
| C Does the casing have a functioning weep hole? | X | | |
| D Is the annular space between the casings clear of debris and water, or filled with pea gravel/sand? | X | | |
| E Is the well locked and is the lock in good condition? | X | | |

3) Surface Pad

- | | | | |
|---|---|--|--|
| A Is the well pad in good condition (not cracked/broken)? | X | | |
| B Is the well pad sloped away from the protective casing? | X | | |
| C Is the well pad in complete contact with the ground surface and stable? | X | | |
| D Is the well pad in complete contact with the protective casing? | X | | |
| E Is the pad surface clean (not covered with sediment or debris)? | X | | |

4) Internal Casing

- | | | | |
|---|---|--|--|
| A Does the cap prevent entry of foreign material into the well? | X | | |
| B Is the casing free of kinks/bends, or any obstructions from foreign objects (such as bailers)? | X | | |
| C Is the well properly vented for equilibration of air pressure? | X | | |
| D Is the survey point clearly marked on the inner casing? | X | | |
| E Is the depth of the well consistent with the original well log? | X | | |
| F Is the casing stable? (Does PVC move easily when touched or can be taken apart by hand due to lack of grout or use of slip couplings in construction) | X | | |

5) Sampling: Groundwater Wells Only

- | | | | |
|--|---|---|--|
| A Does water recharge adequately when purged? | X | | |
| B If dedicated sampling equipment installed, is it in good condition and specified in the approved groundwater monitoring plan for the facility? | X | | |
| C Does the well require redevelopment (low flow/turbidity)? | | X | |

6) Based on professional judgement, is the well construction / location appropriate to **1)** achieve the objectives of the Groundwater Monitoring Program and **2)** comply with the applicable regulatory requirements? X

7) Corrective actions as needed, by date:

Signature and Seal of PE/PG responsible for inspection

Groundwater Monitoring Well Integrity Form

Site Name: Plant Scherer

Permit Number:

Well ID: PZ-65

Date: 02/20/2023

	Yes	No	N/A
--	-----	----	-----

1) Location/Identification

- | | | | |
|--|---|---|--|
| A Is the well visible and accessible? | X | | |
| B Is the well properly identified with correct well ID? | X | | |
| C Is the well in a high traffic area and does the well require protection from traffic? | | X | |
| D Is the drainage around the well acceptable? (no standing water, nor is well located in obvious drainage flow path) | X | | |

2) Protective Casing

- | | | | |
|---|---|--|--|
| A Is the protective casing free from apparent damage and able to be secured? | X | | |
| B Is the casing free of degradation or deterioration? | X | | |
| C Does the casing have a functioning weep hole? | X | | |
| D Is the annular space between the casings clear of debris and water, or filled with pea gravel/sand? | X | | |
| E Is the well locked and is the lock in good condition? | X | | |

3) Surface Pad

- | | | | |
|---|---|--|--|
| A Is the well pad in good condition (not cracked/broken)? | X | | |
| B Is the well pad sloped away from the protective casing? | X | | |
| C Is the well pad in complete contact with the ground surface and stable? | X | | |
| D Is the well pad in complete contact with the protective casing? | X | | |
| E Is the pad surface clean (not covered with sediment or debris)? | X | | |

4) Internal Casing

- | | | | |
|---|---|--|--|
| A Does the cap prevent entry of foreign material into the well? | X | | |
| B Is the casing free of kinks/bends, or any obstructions from foreign objects (such as bailers)? | X | | |
| C Is the well properly vented for equilibration of air pressure? | X | | |
| D Is the survey point clearly marked on the inner casing? | X | | |
| E Is the depth of the well consistent with the original well log? | X | | |
| F Is the casing stable? (Does PVC move easily when touched or can be taken apart by hand due to lack of grout or use of slip couplings in construction) | X | | |

5) Sampling: Groundwater Wells Only

- | | | | |
|--|---|---|--|
| A Does water recharge adequately when purged? | X | | |
| B If dedicated sampling equipment installed, is it in good condition and specified in the approved groundwater monitoring plan for the facility? | X | | |
| C Does the well require redevelopment (low flow/turbidity)? | | X | |

6) Based on professional judgement, is the well construction / location appropriate to **1)** achieve the objectives of the Groundwater Monitoring Program and **2)** comply with the applicable regulatory requirements? X

7) Corrective actions as needed, by date:

Signature and Seal of PE/PG responsible for inspection

Groundwater Monitoring Well Integrity Form

Site Name: Plant Scherer

Permit Number:

Well ID: PZ-66

Date: 02/20/2023

	Yes	No	N/A
<u>1) Location/Identification</u>			
A Is the well visible and accessible?	X		
B Is the well properly identified with correct well ID?	X		
C Is the well in a high traffic area and does the well require protection from traffic?		X	
D Is the drainage around the well acceptable? (no standing water, nor is well located in obvious drainage flow path)	X		
<u>2) Protective Casing</u>			
A Is the protective casing free from apparent damage and able to be secured?	X		
B Is the casing free of degradation or deterioration?	X		
C Does the casing have a functioning weep hole?	X		
D Is the annular space between the casings clear of debris and water, or filled with pea gravel/sand?	X		
E Is the well locked and is the lock in good condition?	X		
<u>3) Surface Pad</u>			
A Is the well pad in good condition (not cracked/broken)?	X		
B Is the well pad sloped away from the protective casing?	X		
C Is the well pad in complete contact with the ground surface and stable?	X		
D Is the well pad in complete contact with the protective casing?	X		
E Is the pad surface clean (not covered with sediment or debris)?	X		
<u>4) Internal Casing</u>			
A Does the cap prevent entry of foreign material into the well?	X		
B Is the casing free of kinks/bends, or any obstructions from foreign objects (such as bailers)?	X		
C Is the well properly vented for equilibration of air pressure?	X		
D Is the survey point clearly marked on the inner casing?	X		
E Is the depth of the well consistent with the original well log?	X		
F Is the casing stable? (Does PVC move easily when touched or can be taken apart by hand due to lack of grout or use of slip couplings in construction)	X		
<u>5) Sampling: Groundwater Wells Only</u>			
A Does water recharge adequately when purged? If dedicated sampling equipment installed, is it in good condition and specified in the approved groundwater monitoring plan for the facility?	X		
B Does the well require redevelopment (low flow/turbidity)?		X	
6 Based on professional judgement, is the well construction / location appropriate to 1) achieve the objectives of the Groundwater Monitoring Program and 2) comply with the applicable regulatory requirements?	X		
<u>7) Corrective actions as needed, by date:</u>			
<u>Signature and Seal of PE/PG responsible for inspection</u>			

Groundwater Monitoring Well Integrity Form

Site Name: Plant Scherer

Permit Number:

Well ID: PZ-66D

Date: 02/20/2023

	Yes	No	N/A
<u>1) Location/Identification</u>			
A Is the well visible and accessible?	X		
B Is the well properly identified with correct well ID?	X		
C Is the well in a high traffic area and does the well require protection from traffic?		X	
D Is the drainage around the well acceptable? (no standing water, nor is well located in obvious drainage flow path)	X		
<u>2) Protective Casing</u>			
A Is the protective casing free from apparent damage and able to be secured?	X		
B Is the casing free of degradation or deterioration?	X		
C Does the casing have a functioning weep hole?	X		
D Is the annular space between the casings clear of debris and water, or filled with pea gravel/sand?	X		
E Is the well locked and is the lock in good condition?	X		
<u>3) Surface Pad</u>			
A Is the well pad in good condition (not cracked/broken)?	X		
B Is the well pad sloped away from the protective casing?	X		
C Is the well pad in complete contact with the ground surface and stable?	X		
D Is the well pad in complete contact with the protective casing?	X		
E Is the pad surface clean (not covered with sediment or debris)?	X		
<u>4) Internal Casing</u>			
A Does the cap prevent entry of foreign material into the well?	X		
B Is the casing free of kinks/bends, or any obstructions from foreign objects (such as bailers)?	X		
C Is the well properly vented for equilibration of air pressure?	X		
D Is the survey point clearly marked on the inner casing?	X		
E Is the depth of the well consistent with the original well log?	X		
F Is the casing stable? (Does PVC move easily when touched or can be taken apart by hand due to lack of grout or use of slip couplings in construction)	X		
<u>5) Sampling: Groundwater Wells Only</u>			
A Does water recharge adequately when purged? If dedicated sampling equipment installed, is it in good condition and specified in the approved groundwater monitoring plan for the facility?	X		
B Does the well require redevelopment (low flow/turbidity)?		X	
6) Based on professional judgement, is the well construction / location appropriate to 1) achieve the objectives of the Groundwater Monitoring Program and 2) comply with the applicable regulatory requirements?	X		
<u>7) Corrective actions as needed, by date:</u>			
<u>Signature and Seal of PE/PG responsible for inspection</u>			

Groundwater Monitoring Well Integrity Form

Site Name: Plant Scherer

Permit Number:

Well ID: PZ-67

Date: 02/20/2023

	Yes	No	N/A
<u>1) Location/Identification</u>			
A Is the well visible and accessible?	X		
B Is the well properly identified with correct well ID?	X		
C Is the well in a high traffic area and does the well require protection from traffic?		X	
D Is the drainage around the well acceptable? (no standing water, nor is well located in obvious drainage flow path)	X		
<u>2) Protective Casing</u>			
A Is the protective casing free from apparent damage and able to be secured?	X		
B Is the casing free of degradation or deterioration?	X		
C Does the casing have a functioning weep hole?	X		
D Is the annular space between the casings clear of debris and water, or filled with pea gravel/sand?	X		
E Is the well locked and is the lock in good condition?	X		
<u>3) Surface Pad</u>			
A Is the well pad in good condition (not cracked/broken)?	X		
B Is the well pad sloped away from the protective casing?	X		
C Is the well pad in complete contact with the ground surface and stable?	X		
D Is the well pad in complete contact with the protective casing?	X		
E Is the pad surface clean (not covered with sediment or debris)?	X		
<u>4) Internal Casing</u>			
A Does the cap prevent entry of foreign material into the well?	X		
B Is the casing free of kinks/bends, or any obstructions from foreign objects (such as bailers)?	X		
C Is the well properly vented for equilibration of air pressure?	X		
D Is the survey point clearly marked on the inner casing?	X		
E Is the depth of the well consistent with the original well log?	X		
F Is the casing stable? (Does PVC move easily when touched or can be taken apart by hand due to lack of grout or use of slip couplings in construction)	X		
<u>5) Sampling: Groundwater Wells Only</u>			
A Does water recharge adequately when purged? If dedicated sampling equipment installed, is it in good condition and specified in the approved groundwater monitoring plan for the facility?	X		
B Does the well require redevelopment (low flow/turbidity)?		X	
6 Based on professional judgement, is the well construction / location appropriate to 1) achieve the objectives of the Groundwater Monitoring Program and 2) comply with the applicable regulatory requirements?	X		
<u>7) Corrective actions as needed, by date:</u>			
<u>Signature and Seal of PE/PG responsible for inspection</u>			

Groundwater Monitoring Well Integrity Form

Site Name: Plant Scherer

Permit Number:

Well ID: PZ-67D

Date: 02/20/2023

	Yes	No	N/A
<u>1) Location/Identification</u>			
A Is the well visible and accessible?	X		
B Is the well properly identified with correct well ID?	X		
C Is the well in a high traffic area and does the well require protection from traffic?		X	
D Is the drainage around the well acceptable? (no standing water, nor is well located in obvious drainage flow path)	X		
<u>2) Protective Casing</u>			
A Is the protective casing free from apparent damage and able to be secured?	X		
B Is the casing free of degradation or deterioration?	X		
C Does the casing have a functioning weep hole?	X		
D Is the annular space between the casings clear of debris and water, or filled with pea gravel/sand?	X		
E Is the well locked and is the lock in good condition?	X		
<u>3) Surface Pad</u>			
A Is the well pad in good condition (not cracked/broken)?	X		
B Is the well pad sloped away from the protective casing?	X		
C Is the well pad in complete contact with the ground surface and stable?	X		
D Is the well pad in complete contact with the protective casing?	X		
E Is the pad surface clean (not covered with sediment or debris)?	X		
<u>4) Internal Casing</u>			
A Does the cap prevent entry of foreign material into the well?	X		
B Is the casing free of kinks/bends, or any obstructions from foreign objects (such as bailers)?	X		
C Is the well properly vented for equilibration of air pressure?	X		
D Is the survey point clearly marked on the inner casing?	X		
E Is the depth of the well consistent with the original well log?	X		
F Is the casing stable? (Does PVC move easily when touched or can be taken apart by hand due to lack of grout or use of slip couplings in construction)	X		
<u>5) Sampling: Groundwater Wells Only</u>			
A Does water recharge adequately when purged?	X		
B If dedicated sampling equipment installed, is it in good condition and specified in the approved groundwater monitoring plan for the facility?	X		
C Does the well require redevelopment (low flow/turbidity)?		X	
6 Based on professional judgement, is the well construction / location appropriate to 1) achieve the objectives of the Groundwater Monitoring Program and 2) comply with the applicable regulatory requirements?	X		
<u>7) Corrective actions as needed, by date:</u>			
<u>Signature and Seal of PE/PG responsible for inspection</u>			

Groundwater Monitoring Well Integrity Form

Site Name: Plant Scherer

Permit Number:

Well ID: PZ-68

Date: 02/21/2023

	Yes	No	N/A
--	-----	----	-----

1) Location/Identification

- | | | | |
|---|---|---|--|
| A Is the well visible and accessible? | X | | |
| B Is the well properly identified with correct well ID? | X | | |
| C Is the well in a high traffic area and does the well require protection from traffic? | | X | |
| D Is the drainage around the well acceptable? (no standing water, nor is well located in obvious drainage flow path) | X | | |

2) Protective Casing

- | | | | |
|--|---|--|--|
| A Is the protective casing free from apparent damage and able to be secured? | X | | |
| B Is the casing free of degradation or deterioration? | X | | |
| C Does the casing have a functioning weep hole? | X | | |
| D Is the annular space between the casings clear of debris and water, or filled with pea gravel/sand? | X | | |
| E Is the well locked and is the lock in good condition? | X | | |

3) Surface Pad

- | | | | |
|--|---|--|--|
| A Is the well pad in good condition (not cracked/broken)? | X | | |
| B Is the well pad sloped away from the protective casing? | X | | |
| C Is the well pad in complete contact with the ground surface and stable? | X | | |
| D Is the well pad in complete contact with the protective casing? | X | | |
| E Is the pad surface clean (not covered with sediment or debris)? | X | | |

4) Internal Casing

- | | | | |
|--|---|--|--|
| A Does the cap prevent entry of foreign material into the well? | X | | |
| B Is the casing free of kinks/bends, or any obstructions from foreign objects (such as bailers)? | X | | |
| C Is the well properly vented for equilibration of air pressure? | X | | |
| D Is the survey point clearly marked on the inner casing? | X | | |
| E Is the depth of the well consistent with the original well log? | X | | |
| F Is the casing stable? (Does PVC move easily when touched or can be taken apart by hand due to lack of grout or use of slip couplings in construction) | X | | |

5) Sampling: Groundwater Wells Only

- | | | | |
|---|---|---|--|
| A Does water recharge adequately when purged? If dedicated sampling equipment installed, is it in good condition and specified in the approved groundwater monitoring plan for the facility? | X | | |
| B Does the well require redevelopment (low flow/turbidity)? | X | | |
| C Does the well require redevelopment (low flow/turbidity)? | | X | |

6) Based on professional judgement, is the well construction / location appropriate to **1)** achieve the objectives of the Groundwater Monitoring Program and **2)** comply with the applicable regulatory requirements? X

7) Corrective actions as needed, by date:

Signature and Seal of PE/PG responsible for inspection

APPENDIX C

**Well Condition Assessment Forms
August 2023**

Site Name: Plant Scherer

Well Inspection

Date: 7/31/2023

Permit Number: _____

Field Conditions: _____

Well ID:	Location/Identification			
	Visible and accessible	Properly identified with correct well ID	Located in high traffic area; does the well require protection from traffic	Acceptable drainage around well (no standing water, not located in obvious drainage flow path)
SGWA-1	Yes	Yes	No	Yes
SGWA-2	Yes	Yes	No	Yes
SGWA-3	Yes	Yes	No	Yes
SGWA-4	Yes	Yes	No	Yes
SGWA-5	Yes	Yes	No	Yes
SGWC-6	Yes	Yes	No	Yes
SGWC-7	Yes	Yes	No	Yes
SGWC-8	Yes	Yes	No	Yes
SGWC-9	Yes	Yes	No	Yes
SGWC-10	Yes	Yes	No	Yes
SGWC-11	Yes	Yes	No	Yes
SGWC-12	Yes	Yes	No	Yes
SGWC-13	Yes	Yes	No	Yes
SGWC-14	Yes	Yes	No	Yes
SGWC-15	Yes	Yes	No	Yes
SGWC-16	Yes	Yes	No	Yes
SGWC-17	Yes	Yes	No	Yes
SGWC-18	Yes	Yes	No	Yes
SGWC-19	Yes	Yes	No	Yes
SGWC-20	Yes	Yes	No	Yes
SGWC-21	Yes	Yes	No	Yes
SGWC-22	Yes	Yes	No	Yes
SGWC-23	Yes	Yes	No	Yes
SGWA-24	Yes	Yes	No	Yes
SGWA-25	Yes	Yes	No	Yes
PZ-13S	Yes	Yes	No	Yes
PZ-14S	Yes	Yes	No	Yes
PZ-17I	Yes	No	No	Yes
PZ-39S	Yes	No	No	Yes
PZ-40I	Yes	No	No	Yes
PZ-41S	Yes	Yes	No	Yes
PZ-42I	Yes	No	No	Yes
PZ-43S	Yes	No	No	Yes
PZ-44I	Yes	No	No	Yes
PZ-69I	Yes	Yes	No	Yes
PZ-2I	Yes	Yes	No	Yes
PZ-3S	Yes	Yes	No	Yes
PZ-5I	Yes	Yes	No	Yes
PZ-9I	Yes	Yes	No	Yes

Site Name: Plant Scherer

Well Inspection

Date: 7/31/2023

Permit Number: _____

Field Conditions: _____

Well ID:	Location/Identification			
	Visible and accessible	Properly identified with correct well ID	Located in high traffic area; does the well require protection from traffic	Acceptable drainage around well (no standing water, not located in obvious drainage flow path)
PZ-10S	Yes	Yes	No	Yes
PZ-11S	Yes	Yes	No	Yes
PZ-12S	Yes	Yes	No	Yes
PZ-14I	Yes	Yes	No	Yes
PZ-15S	Yes	No	No	Yes
PZ-19I	Yes	No	No	Yes
PZ-19S	Yes	No	No	Yes
PZ-20I	Yes	No	No	Yes
PZ-21S	Yes	No	No	Yes
PZ-25S	Yes	Yes	No	Yes
PZ-25I	Yes	Yes	No	Yes
PZ-26S	Yes	Yes	No	Yes
PZ-27D	Yes	Yes	No	Yes
PZ-27S	Yes	Yes	No	Yes
PZ-28I	Yes	Yes	No	Yes
PZ-29S	Yes	Yes	No	Yes
PZ-30I	Yes	Yes	No	Yes
PZ-31I	Yes	Yes	No	Yes
PZ-32D	No	Yes	No	Yes
PZ-32S	No	Yes	No	Yes
PZ-33I	Yes	Yes	No	Yes
PZ-34S	Yes	Yes	No	Yes
PZ-35I	Yes	Yes	No	Yes
PZ-36I	Yes	No	No	Yes
PZ-36S	Yes	Yes	No	Yes
PZ-37I	Yes	Yes	No	Yes
PZ-38I	Yes	Yes	No	Yes
PZ-45D	Yes	Yes	No	Yes
PZ-46D	Yes	Yes	No	Yes
PZ-47D	Yes	Yes	No	Yes
PZ-48S	Yes	Yes	No	Yes
PZ-49D	No	No	No	Yes
PZ-49S	Yes	Yes	No	Yes
PZ-51D	Yes	Yes	No	Yes
PZ-52	Yes	Yes	No	Yes
PZ-53	Yes	Yes	No	Yes
PZ-54	Yes	Yes	No	Yes

Site Name: Plant Scherer**Well Inspection**Date: 7/31/2023

Permit Number: _____

Field Conditions: _____

Well ID:	Location/Identification			
	Visible and accessible	Properly identified with correct well ID	Located in high traffic area; does the well require protection from traffic	Acceptable drainage around well (no standing water, not located in obvious drainage flow path)
PZ-55	Yes	Yes	No	Yes
PZ-56	Yes	Yes	No	Yes
PZ-57	Yes	Yes	No	Yes
PZ-58	Yes	Yes	No	Yes
PZ-59S	Yes	Yes	No	Yes
PZ-59D	Yes	Yes	No	Yes
PZ-60S	Yes	Yes	No	Yes
PZ-60D	Yes	Yes	No	Yes
PZ-61	Yes	Yes	No	Yes
PZ-62	Yes	Yes	No	Yes
PZ-63	Yes	Yes	No	Yes
PZ-64	Yes	Yes	No	Yes
PZ-65	Yes	Yes	No	Yes
PZ-66D	Yes	Yes	No	Yes
PZ-66	Yes	Yes	No	Yes
PZ-67D	Yes	Yes	No	Yes
PZ-67	Yes	Yes	No	Yes
PZ-68	Yes	Yes	No	Yes
LPZ-01	Yes	Yes	No	Yes
LPZ-02	Yes	Yes	No	Yes
LPZ-03	Yes	Yes	No	Yes
LPZ-04	Yes	Yes	No	Yes
LPZ-05	Yes	Yes	No	Yes
B-102A	Yes	Yes	No	Yes
B-102B	Yes	Yes	No	Yes
B-103A	Yes	Yes	No	Yes
B-103B	Yes	Yes	No	Yes
B-104A	Yes	Yes	No	Yes
B-104B	Yes	Yes	No	Yes
GWC-30	Yes	Yes	No	Yes
GWC-31	Yes	Yes	No	Yes
GWC-32	Yes	Yes	No	Yes
GWC-33A	Yes	Yes	No	Yes
GWC-34	Yes	Yes	No	Yes
GWC-35	Yes	Yes	No	Yes
GWC-36	Yes	Yes	No	Yes
GWC-37	Yes	Yes	No	Yes

Site Name: Plant Scherer

Well Inspection

Date: 7/31/2023

Permit Number: _____

Field Conditions: _____

Well ID:	Location/Identification			
	Visible and accessible	Properly identified with correct well ID	Located in high traffic area; does the well require protection from traffic	Acceptable drainage around well (no standing water, not located in obvious drainage flow path)
GWC-38	Yes	Yes	No	Yes
GWA-39	Yes	Yes	No	Yes
GWA-40	Yes	Yes	No	Yes
GWA-41	Yes	Yes	No	Yes
GWA-42	Yes	Yes	No	Yes
GWA-43	Yes	Yes	No	Yes
GWA-44	Yes	Yes	No	Yes
GWA-44A	Yes	Yes	No	Yes
GWA-54	Yes	Yes	No	Yes
GWC-1	Yes	Yes	No	Yes
GWC-2	Yes	Yes	No	Yes
GWC-3	Yes	Yes	No	Yes
GWC-4	Yes	Yes	No	Yes
GWC-5	Yes	Yes	No	Yes
GWC-6	Yes	Yes	No	Yes
GWC-7	Yes	Yes	No	Yes
GWC-8	Yes	Yes	No	Yes
GWC-8A	Yes	Yes	No	No
GWC-9	Yes	Yes	No	Yes
GWC-10	Yes	Yes	No	Yes
GWC-11	Yes	Yes	No	Yes
GWC-12	Yes	Yes	No	Yes
GWC-13	Yes	Yes	No	Yes
GWC-14	Yes	Yes	No	Yes
GWA-15	Yes	Yes	No	Yes
GWA-16	Yes	Yes	No	Yes
GWA-17	Yes	Yes	No	Yes
GWC-18	Yes	Yes	No	Yes
GWC-19	Yes	Yes	No	Yes
GWC-20	Yes	Yes	No	Yes
GWA-21	Yes	Yes	No	Yes
GWA-22	Yes	Yes	No	Yes
GWC-29	Yes	Yes	No	Yes
GWA-45	Yes	Yes	No	Yes
GWA-46	Yes	Yes	No	Yes
GWA-47	Yes	Yes	No	Yes
GWA-48	Yes	Yes	No	Yes

Site Name: Plant Scherer

Well Inspection

Date: 7/31/2023

Permit Number: _____

Field Conditions: _____

	Location/Identification			
	Visible and accessible	Properly identified with correct well ID	Located in high traffic area; does the well require protection from traffic	Acceptable drainage around well (no standing water, not located in obvious drainage flow path)
Well ID:				
GWA-49	Yes	Yes	No	Yes
GWC-50	Yes	Yes	No	Yes
GWC-51	Yes	Yes	No	Yes
GWC-52	Yes	Yes	No	Yes
GWC-53	Yes	Yes	No	Yes

Site Name: Plant Scherer

Well Inspection

Date: 7/31/2023

Permit Number: _____

Field Conditions: _____

Well ID:	Protective Casing				
	Free from apparent damage and able to be secured	No degradation or deterioration	Functioning weep hole	Annular space clear of debris and water, or filled with pea gravel/sand	Locked and is the lock in good condition
SGWA-1	Yes	Yes	Yes	Yes	Yes
SGWA-2	Yes	Yes	Yes	Yes	Yes
SGWA-3	Yes	Yes	Yes	Yes	Yes
SGWA-4	No	Yes	Yes	Yes	No
SGWA-5	Yes	Yes	Yes	Yes	Yes
SGWC-6	No	Yes	Yes	Yes	Yes
SGWC-7	Yes	Yes	Yes	Yes	Yes
SGWC-8	No	Yes	Yes	Yes	No
SGWC-9	Yes	Yes	Yes	Yes	Yes
SGWC-10	No	Yes	Yes	Yes	Yes
SGWC-11	Yes	Yes	Yes	Yes	Yes
SGWC-12	No	Yes	Yes	Yes	Yes
SGWC-13	No	Yes	Yes	Yes	No
SGWC-14	Yes	Yes	Yes	Yes	Yes
SGWC-15	Yes	Yes	Yes	Yes	Yes
SGWC-16	Yes	Yes	Yes	Yes	Yes
SGWC-17	Yes	Yes	Yes	Yes	Yes
SGWC-18	Yes	Yes	Yes	Yes	No
SGWC-19	Yes	Yes	Yes	Yes	Yes
SGWC-20	Yes	Yes	Yes	Yes	No
SGWC-21	Yes	Yes	Yes	Yes	Yes
SGWC-22	Yes	Yes	Yes	Yes	Yes
SGWC-23	Yes	Yes	Yes	Yes	Yes
SGWA-24	Yes	Yes	Yes	Yes	Yes
SGWA-25	Yes	Yes	Yes	Yes	Yes
PZ-13S	Yes	Yes	Yes	Yes	Yes
PZ-14S	Yes	Yes	Yes	Yes	Yes
PZ-17I	Yes	Yes	Yes	Yes	Yes
PZ-39S	Yes	Yes	Yes	Yes	Yes
PZ-40I	Yes	Yes	Yes	Yes	Yes
PZ-41S	Yes	Yes	Yes	Yes	Yes
PZ-42I	Yes	Yes	Yes	Yes	Yes
PZ-43S	Yes	Yes	Yes	Yes	Yes
PZ-44I	Yes	Yes	Yes	Yes	Yes
PZ-69I	Yes	Yes	Yes	Yes	Yes
PZ-2I	Yes	Yes	Yes	Yes	Yes
PZ-3S	Yes	Yes	Yes	Yes	Yes
PZ-5I	Yes	Yes	Yes	Yes	Yes
PZ-9I	Yes	Yes	Yes	Yes	Yes

Site Name: Plant Scherer

Well Inspection

Date: 7/31/2023

Permit Number: _____

Field Conditions: _____

Well ID:	Protective Casing				
	Free from apparent damage and able to be secured	No degradation or deterioration	Functioning weep hole	Annular space clear of debris and water, or filled with pea gravel/sand	Locked and is the lock in good condition
PZ-10S	Yes	Yes	Yes	Yes	Yes
PZ-11S	Yes	Yes	Yes	Yes	Yes
PZ-12S	Yes	Yes	Yes	Yes	Yes
PZ-14I	Yes	Yes	Yes	Yes	Yes
PZ-15S	No	Yes	Yes	Yes	Yes
PZ-19I	Yes	Yes	Yes	Yes	Yes
PZ-19S	Yes	Yes	Yes	Yes	Yes
PZ-20I	Yes	Yes	Yes	Yes	Yes
PZ-21S	Yes	Yes	Yes	Yes	Yes
PZ-25S	Yes	Yes	Yes	Yes	Yes
PZ-25I	Yes	Yes	Yes	Yes	Yes
PZ-26S	Yes	Yes	Yes	Yes	Yes
PZ-27D	Yes	Yes	Yes	Yes	Yes
PZ-27S	Yes	Yes	Yes	Yes	Yes
PZ-28I	Yes	Yes	Yes	Yes	Yes
PZ-29S	Yes	Yes	Yes	Yes	Yes
PZ-30I	Yes	Yes	Yes	Yes	Yes
PZ-31I	Yes	Yes	Yes	Yes	Yes
PZ-32D	Yes	Yes	Yes	Yes	Yes
PZ-32S	Yes	Yes	Yes	Yes	Yes
PZ-33I	Yes	Yes	Yes	Yes	Yes
PZ-34S	Yes	Yes	Yes	Yes	Yes
PZ-35I	Yes	Yes	Yes	Yes	Yes
PZ-36I	Yes	Yes	Yes	Yes	Yes
PZ-36S	Yes	Yes	Yes	Yes	Yes
PZ-37I	Yes	Yes	Yes	Yes	Yes
PZ-38I	Yes	Yes	Yes	Yes	Yes
PZ-45D	Yes	Yes	Yes	Yes	Yes
PZ-46D	Yes	Yes	Yes	Yes	Yes
PZ-47D	Yes	Yes	Yes	Yes	Yes
PZ-48S	Yes	Yes	Yes	Yes	Yes
PZ-49D	Yes	Yes	Yes	Yes	Yes
PZ-49S	Yes	Yes	Yes	Yes	Yes
PZ-51D	Yes	Yes	Yes	Yes	Yes
PZ-52	Yes	Yes	Yes	Yes	Yes
PZ-53	Yes	Yes	Yes	Yes	Yes
PZ-54	Yes	Yes	Yes	Yes	Yes

Site Name: Plant Scherer

Well Inspection

Date: 7/31/2023

Permit Number: _____

Field Conditions: _____

Well ID:	Protective Casing				
	Free from apparent damage and able to be secured	No degradation or deterioration	Functioning weep hole	Annular space clear of debris and water, or filled with pea gravel/sand	Locked and is the lock in good condition
PZ-55	Yes	Yes	Yes	Yes	Yes
PZ-56	Yes	Yes	Yes	Yes	Yes
PZ-57	Yes	Yes	Yes	Yes	Yes
PZ-58	Yes	Yes	Yes	Yes	Yes
PZ-59S	Yes	Yes	Yes	Yes	Yes
PZ-59D	Yes	Yes	Yes	Yes	Yes
PZ-60S	Yes	Yes	Yes	Yes	Yes
PZ-60D	Yes	Yes	Yes	Yes	Yes
PZ-61	Yes	Yes	Yes	Yes	Yes
PZ-62	Yes	Yes	Yes	Yes	Yes
PZ-63	Yes	Yes	Yes	Yes	Yes
PZ-64	Yes	Yes	Yes	Yes	Yes
PZ-65	Yes	Yes	Yes	Yes	Yes
PZ-66D	Yes	Yes	Yes	Yes	Yes
PZ-66	Yes	Yes	Yes	Yes	Yes
PZ-67D	Yes	Yes	Yes	Yes	Yes
PZ-67	Yes	Yes	Yes	Yes	Yes
PZ-68	Yes	Yes	Yes	Yes	Yes
LPZ-01	Yes	Yes	Yes	Yes	Yes
LPZ-02	Yes	Yes	Yes	Yes	Yes
LPZ-03	Yes	Yes	Yes	Yes	Yes
LPZ-04	Yes	Yes	Yes	Yes	Yes
LPZ-05	Yes	Yes	Yes	Yes	Yes
B-102A	Yes	Yes	Yes	Yes	Yes
B-102B	Yes	Yes	Yes	Yes	Yes
B-103A	Yes	Yes	Yes	Yes	Yes
B-103B	Yes	Yes	Yes	Yes	Yes
B-104A	Yes	Yes	Yes	Yes	Yes
B-104B	Yes	Yes	Yes	Yes	Yes
GWC-30	Yes	Yes	Yes	Yes	Yes
GWC-31	Yes	Yes	Yes	Yes	Yes
GWC-32	Yes	Yes	Yes	Yes	Yes
GWC-33A	Yes	Yes	Yes	Yes	Yes
GWC-34	Yes	Yes	Yes	Yes	Yes
GWC-35	Yes	Yes	Yes	Yes	Yes
GWC-36	Yes	Yes	Yes	Yes	Yes
GWC-37	Yes	Yes	Yes	Yes	Yes

Site Name: Plant Scherer

Well Inspection

Date: 7/31/2023

Permit Number: _____

Field Conditions: _____

Well ID:	Protective Casing				
	Free from apparent damage and able to be secured	No degradation or deterioration	Functioning weep hole	Annular space clear of debris and water, or filled with pea gravel/sand	Locked and is the lock in good condition
GWC-38	Yes	Yes	Yes	Yes	Yes
GWA-39	Yes	Yes	Yes	Yes	Yes
GWA-40	Yes	Yes	Yes	Yes	Yes
GWA-41	Yes	Yes	Yes	Yes	Yes
GWA-42	Yes	Yes	Yes	Yes	Yes
GWA-43	Yes	Yes	Yes	Yes	Yes
GWA-44	Yes	Yes	Yes	Yes	Yes
GWA-44A	Yes	Yes	Yes	Yes	Yes
GWA-54	Yes	Yes	Yes	Yes	Yes
GWC-1	Yes	Yes	Yes	Yes	Yes
GWC-2	Yes	Yes	Yes	Yes	Yes
GWC-3	Yes	Yes	Yes	Yes	Yes
GWC-4	Yes	Yes	Yes	Yes	Yes
GWC-5	Yes	Yes	Yes	Yes	Yes
GWC-6	Yes	Yes	Yes	Yes	Yes
GWC-7	Yes	Yes	Yes	Yes	Yes
GWC-8	Yes	Yes	Yes	Yes	Yes
GWC-8A	Yes	Yes	Yes	Yes	Yes
GWC-9	Yes	Yes	Yes	Yes	Yes
GWC-10	Yes	Yes	Yes	Yes	Yes
GWC-11	Yes	Yes	Yes	Yes	Yes
GWC-12	Yes	Yes	Yes	Yes	Yes
GWC-13	Yes	Yes	Yes	Yes	Yes
GWC-14	Yes	Yes	Yes	Yes	Yes
GWA-15	Yes	Yes	Yes	Yes	Yes
GWA-16	Yes	Yes	Yes	Yes	Yes
GWA-17	Yes	Yes	Yes	Yes	Yes
GWC-18	Yes	Yes	Yes	Yes	Yes
GWC-19	Yes	Yes	Yes	Yes	Yes
GWC-20	Yes	Yes	Yes	Yes	Yes
GWA-21	Yes	Yes	Yes	Yes	Yes
GWA-22	Yes	Yes	Yes	Yes	Yes
GWC-29	Yes	Yes	Yes	Yes	Yes
GWA-45	Yes	Yes	Yes	Yes	Yes
GWA-46	Yes	Yes	Yes	Yes	Yes
GWA-47	Yes	Yes	Yes	Yes	Yes
GWA-48	Yes	Yes	Yes	Yes	Yes

Site Name: Plant Scherer

Well Inspection

Date: 7/31/2023

Permit Number: _____

Field Conditions: _____

Well ID:	Protective Casing				
	Free from apparent damage and able to be secured	No degradation or deterioration	Functioning weep hole	Annular space clear of debris and water, or filled with pea gravel/sand	Locked and is the lock in good condition
GWA-49	Yes	Yes	Yes	Yes	Yes
GWC-50	Yes	Yes	Yes	Yes	Yes
GWC-51	Yes	Yes	Yes	Yes	Yes
GWC-52	Yes	Yes	Yes	Yes	Yes
GWC-53	Yes	Yes	Yes	Yes	Yes

Site Name: Plant Scherer

Well Inspection

Date: 7/31/2023

Permit Number: _____

Field Conditions: _____

Well ID:	Surface Pad			Internal Casing		
	Good condition (not cracked/ broken)	Sloped away from the protective casing	In complete contact with the ground surface and stable	Cap prevents entry of foreign material into the well	Free of kinks/bends, or any obstructions from foreign objects (such as bailers)	Properly vented for equilibration of air pressure
SGWA-1	Yes	Yes	Yes	Yes	Yes	Yes
SGWA-2	Yes	Yes	Yes	Yes	Yes	Yes
SGWA-3	Yes	Yes	Yes	Yes	Yes	Yes
SGWA-4	Yes	Yes	Yes	Yes	Yes	Yes
SGWA-5	Yes	Yes	Yes	Yes	Yes	Yes
SGWC-6	Yes	Yes	Yes	Yes	Yes	Yes
SGWC-7	Yes	Yes	Yes	Yes	Yes	Yes
SGWC-8	Yes	Yes	Yes	Yes	Yes	Yes
SGWC-9	Yes	Yes	Yes	Yes	Yes	Yes
SGWC-10	Yes	Yes	Yes	Yes	Yes	Yes
SGWC-11	Yes	Yes	Yes	Yes	Yes	Yes
SGWC-12	Yes	Yes	Yes	Yes	Yes	Yes
SGWC-13	Yes	Yes	Yes	Yes	Yes	Yes
SGWC-14	Yes	Yes	Yes	Yes	Yes	Yes
SGWC-15	Yes	Yes	Yes	Yes	Yes	Yes
SGWC-16	Yes	Yes	Yes	Yes	Yes	Yes
SGWC-17	Yes	Yes	Yes	Yes	Yes	Yes
SGWC-18	Yes	Yes	Yes	Yes	Yes	Yes
SGWC-19	Yes	Yes	Yes	Yes	Yes	Yes
SGWC-20	Yes	Yes	Yes	Yes	Yes	Yes
SGWC-21	Yes	Yes	Yes	Yes	Yes	Yes
SGWC-22	Yes	Yes	Yes	Yes	Yes	Yes
SGWC-23	Yes	Yes	Yes	Yes	Yes	Yes
SGWA-24	Yes	Yes	Yes	Yes	Yes	Yes
SGWA-25	Yes	Yes	Yes	Yes	Yes	Yes
PZ-13S	Yes	Yes	Yes	Yes	Yes	Yes
PZ-14S	Yes	Yes	Yes	Yes	Yes	Yes
PZ-17I	Yes	Yes	Yes	No	Yes	Yes
PZ-39S	Yes	Yes	Yes	Yes	Yes	Yes
PZ-40I	Yes	Yes	Yes	Yes	Yes	Yes
PZ-41S	Yes	Yes	Yes	Yes	Yes	Yes
PZ-42I	Yes	Yes	Yes	Yes	Yes	Yes
PZ-43S	Yes	Yes	Yes	Yes	Yes	Yes
PZ-44I	Yes	Yes	Yes	Yes	Yes	Yes
PZ-69I	Yes	Yes	Yes	Yes	Yes	Yes
PZ-2I	Yes	Yes	Yes	Yes	Yes	Yes
PZ-3S	Yes	Yes	Yes	Yes	Yes	Yes
PZ-5I	Yes	Yes	Yes	Yes	Yes	Yes
PZ-9I	Yes	Yes	Yes	Yes	Yes	Yes

Site Name: Plant Scherer

Well Inspection

Date: 7/31/2023

Permit Number: _____

Field Conditions: _____

Well ID:	Surface Pad			Internal Casing		
	Good condition (not cracked/ broken)	Sloped away from the protective casing	In complete contact with the ground surface and stable	Cap prevents entry of foreign material into the well	Free of kinks/bends, or any obstructions from foreign objects (such as bailers)	Properly vented for equilibration of air pressure
PZ-10S	Yes	Yes	Yes	Yes	Yes	Yes
PZ-11S	Yes	Yes	Yes	Yes	Yes	Yes
PZ-12S	Yes	Yes	Yes	Yes	Yes	Yes
PZ-14I	Yes	Yes	Yes	Yes	Yes	Yes
PZ-15S	Yes	Yes	Yes	Yes	Yes	Yes
PZ-19I	Yes	Yes	Yes	Yes	Yes	Yes
PZ-19S	Yes	Yes	Yes	Yes	Yes	Yes
PZ-20I	Yes	Yes	Yes	Yes	Yes	Yes
PZ-21S	Yes	Yes	Yes	Yes	Yes	Yes
PZ-25S	Yes	Yes	Yes	Yes	Yes	Yes
PZ-25I	Yes	Yes	Yes	Yes	Yes	Yes
PZ-26S	Yes	Yes	Yes	Yes	Yes	Yes
PZ-27D	Yes	Yes	Yes	Yes	Yes	Yes
PZ-27S	Yes	Yes	Yes	Yes	Yes	Yes
PZ-28I	Yes	Yes	Yes	Yes	Yes	Yes
PZ-29S	Yes	Yes	Yes	Yes	Yes	Yes
PZ-30I	Yes	Yes	Yes	Yes	Yes	Yes
PZ-31I	Yes	Yes	Yes	Yes	Yes	Yes
PZ-32D	Yes	Yes	Yes	Yes	Yes	Yes
PZ-32S	Yes	Yes	Yes	Yes	Yes	Yes
PZ-33I	Yes	Yes	Yes	Yes	Yes	Yes
PZ-34S	Yes	Yes	Yes	Yes	Yes	Yes
PZ-35I	Yes	Yes	Yes	Yes	Yes	Yes
PZ-36I	Yes	Yes	Yes	Yes	Yes	Yes
PZ-36S	Yes	Yes	Yes	Yes	Yes	Yes
PZ-37I	Yes	Yes	Yes	Yes	Yes	Yes
PZ-38I	Yes	Yes	Yes	Yes	Yes	Yes
PZ-45D	Yes	Yes	Yes	Yes	Yes	Yes
PZ-46D	Yes	Yes	Yes	Yes	Yes	Yes
PZ-47D	Yes	Yes	Yes	Yes	Yes	Yes
PZ-48S	Yes	Yes	Yes	Yes	Yes	Yes
PZ-49D	Yes	Yes	Yes	Yes	Yes	Yes
PZ-49S	Yes	Yes	Yes	Yes	Yes	Yes
PZ-51D	Yes	Yes	Yes	Yes	Yes	Yes
PZ-52	Yes	Yes	Yes	Yes	Yes	Yes
PZ-53	Yes	Yes	Yes	Yes	Yes	Yes
PZ-54	Yes	Yes	Yes	Yes	Yes	Yes

Site Name: Plant Scherer

Well Inspection

Date: 7/31/2023

Permit Number: _____

Field Conditions: _____

Well ID:	Surface Pad			Internal Casing		
	Good condition (not cracked/ broken)	Sloped away from the protective casing	In complete contact with the ground surface and stable	Cap prevents entry of foreign material into the well	Free of kinks/bends, or any obstructions from foreign objects (such as bailers)	Properly vented for equilibration of air pressure
PZ-55	Yes	Yes	Yes	Yes	Yes	Yes
PZ-56	Yes	Yes	Yes	Yes	Yes	Yes
PZ-57	Yes	Yes	Yes	Yes	Yes	Yes
PZ-58	Yes	Yes	Yes	Yes	Yes	Yes
PZ-59S	Yes	Yes	Yes	Yes	Yes	Yes
PZ-59D	Yes	Yes	Yes	Yes	Yes	Yes
PZ-60S	Yes	Yes	Yes	Yes	Yes	Yes
PZ-60D	Yes	Yes	Yes	Yes	Yes	Yes
PZ-61	Yes	Yes	Yes	Yes	Yes	Yes
PZ-62	Yes	Yes	Yes	Yes	Yes	Yes
PZ-63	Yes	Yes	Yes	Yes	Yes	Yes
PZ-64	Yes	Yes	Yes	Yes	Yes	Yes
PZ-65	Yes	Yes	Yes	Yes	Yes	Yes
PZ-66D	Yes	Yes	Yes	Yes	Yes	Yes
PZ-66	Yes	Yes	Yes	Yes	Yes	Yes
PZ-67D	Yes	Yes	Yes	Yes	Yes	Yes
PZ-67	Yes	Yes	Yes	Yes	Yes	Yes
PZ-68	Yes	Yes	Yes	Yes	Yes	Yes
LPZ-01	Yes	Yes	Yes	Yes	Yes	Yes
LPZ-02	Yes	Yes	Yes	Yes	Yes	Yes
LPZ-03	Yes	Yes	Yes	Yes	Yes	Yes
LPZ-04	Yes	Yes	Yes	Yes	Yes	Yes
LPZ-05	Yes	Yes	Yes	Yes	Yes	Yes
B-102A	Yes	Yes	Yes	Yes	Yes	Yes
B-102B	Yes	Yes	Yes	Yes	Yes	Yes
B-103A	Yes	Yes	Yes	Yes	Yes	Yes
B-103B	Yes	Yes	Yes	Yes	Yes	Yes
B-104A	Yes	Yes	Yes	Yes	Yes	Yes
B-104B	Yes	Yes	Yes	Yes	Yes	Yes
GWC-30	Yes	Yes	Yes	Yes	Yes	Yes
GWC-31	Yes	Yes	Yes	Yes	Yes	Yes
GWC-32	Yes	Yes	Yes	Yes	Yes	Yes
GWC-33A	Yes	Yes	Yes	Yes	Yes	Yes
GWC-34	Yes	Yes	Yes	Yes	Yes	Yes
GWC-35	Yes	Yes	Yes	Yes	Yes	Yes
GWC-36	Yes	Yes	Yes	Yes	Yes	Yes
GWC-37	Yes	Yes	Yes	Yes	Yes	Yes

Site Name: Plant Scherer

Well Inspection

Date: 7/31/2023

Permit Number: _____

Field Conditions: _____

Well ID:	Surface Pad			Internal Casing		
	Good condition (not cracked/ broken)	Sloped away from the protective casing	In complete contact with the ground surface and stable	Cap prevents entry of foreign material into the well	Free of kinks/bends, or any obstructions from foreign objects (such as bailers)	Properly vented for equilibration of air pressure
GWC-38	Yes	Yes	Yes	Yes	Yes	Yes
GWA-39	Yes	Yes	Yes	Yes	Yes	Yes
GWA-40	Yes	Yes	Yes	Yes	Yes	Yes
GWA-41	Yes	Yes	Yes	Yes	Yes	Yes
GWA-42	Yes	Yes	Yes	Yes	Yes	Yes
GWA-43	Yes	Yes	Yes	Yes	Yes	Yes
GWA-44	Yes	Yes	Yes	Yes	Yes	Yes
GWA-44A	Yes	Yes	Yes	Yes	Yes	Yes
GWA-54	Yes	Yes	Yes	Yes	Yes	Yes
GWC-1	Yes	Yes	Yes	Yes	Yes	Yes
GWC-2	Yes	Yes	Yes	Yes	Yes	Yes
GWC-3	Yes	Yes	Yes	Yes	Yes	Yes
GWC-4	Yes	Yes	Yes	Yes	Yes	Yes
GWC-5	Yes	Yes	Yes	Yes	Yes	Yes
GWC-6	Yes	Yes	Yes	Yes	Yes	Yes
GWC-7	Yes	Yes	Yes	Yes	Yes	Yes
GWC-8	Yes	Yes	Yes	Yes	Yes	Yes
GWC-8A	Yes	Yes	Yes	Yes	Yes	Yes
GWC-9	Yes	Yes	Yes	Yes	Yes	Yes
GWC-10	Yes	Yes	Yes	Yes	Yes	Yes
GWC-11	Yes	Yes	Yes	Yes	Yes	Yes
GWC-12	Yes	Yes	Yes	Yes	Yes	Yes
GWC-13	Yes	Yes	Yes	Yes	Yes	Yes
GWC-14	Yes	Yes	Yes	Yes	Yes	Yes
GWA-15	Yes	Yes	Yes	Yes	Yes	Yes
GWA-16	Yes	Yes	Yes	Yes	Yes	Yes
GWA-17	Yes	Yes	Yes	Yes	Yes	Yes
GWC-18	Yes	Yes	Yes	Yes	Yes	Yes
GWC-19	Yes	Yes	Yes	Yes	Yes	Yes
GWC-20	Yes	Yes	Yes	Yes	Yes	Yes
GWA-21	Yes	Yes	Yes	Yes	Yes	Yes
GWA-22	Yes	Yes	Yes	No	Yes	Yes
GWC-29	Yes	Yes	Yes	Yes	Yes	Yes
GWA-45	Yes	Yes	Yes	Yes	Yes	Yes
GWA-46	Yes	Yes	Yes	Yes	Yes	Yes
GWA-47	Yes	Yes	Yes	Yes	Yes	Yes
GWA-48	Yes	Yes	Yes	Yes	Yes	Yes

Site Name: Plant Scherer

Well Inspection

Date: 7/31/2023

Permit Number: _____

Field Conditions: _____

	Surface Pad			Internal Casing		
	Good condition (not cracked/ broken)	Sloped away from the protective casing	In complete contact with the ground surface and stable	Cap prevents entry of foreign material into the well	Free of kinks/bends, or any obstructions from foreign objects (such as bailers)	Properly vented for equilibration of air pressure
Well ID:						
GWA-49	Yes	Yes	Yes	Yes	Yes	Yes
GWC-50	Yes	Yes	Yes	Yes	Yes	Yes
GWC-51	Yes	Yes	Yes	Yes	Yes	Yes
GWC-52	Yes	Yes	Yes	Yes	Yes	Yes
GWC-53	Yes	Yes	Yes	Yes	Yes	Yes

Site Name: Plant Scherer

Well Inspection

Date: 7/31/2023

Permit Number: _____

Field Conditions: _____

	Corrective actions as needed, by date:
Well ID:	
SGWA-1	
SGWA-2	
SGWA-3	Clear overgrowth from well pad
SGWA-4	Replace well lid; clear overgrowth from well pad
SGWA-5	
SGWC-6	Clear overgrowth from well pad
SGWC-7	
SGWC-8	Replace broken latch
SGWC-9	
SGWC-10	Clear overgrowth from well pad
SGWC-11	
SGWC-12	
SGWC-13	Replace lock tab, hinge on casing
SGWC-14	
SGWC-15	Clear anthill from well pad
SGWC-16	Clear anthill from well pad
SGWC-17	
SGWC-18	Replace lock
SGWC-19	
SGWC-20	Replace lock tab
SGWC-21	
SGWC-22	
SGWC-23	
SGWA-24	
SGWA-25	
PZ-13S	
PZ-14S	
PZ-17I	Replace well cap; Place exterior label
PZ-39S	Place exterior label
PZ-40I	Place exterior label
PZ-41S	
PZ-42I	Place exterior label
PZ-43S	Place exterior label
PZ-44I	Place exterior label; Clear anthill on well pad
PZ-69I	
PZ-2I	
PZ-3S	
PZ-5I	
PZ-9I	

Site Name: Plant Scherer

Well Inspection

Date: 7/31/2023

Permit Number: _____

Field Conditions: _____

Corrective actions as needed, by date:	
Well ID:	
PZ-10S	Clear overgrowth from well pad
PZ-11S	Clear overgrowth from well pad
PZ-12S	
PZ-14I	
PZ-15S	Place exterior label
PZ-19I	Place exterior label
PZ-19S	Place exterior label
PZ-20I	Place exterior label
PZ-21S	Place exterior label
PZ-25S	
PZ-25I	
PZ-26S	
PZ-27D	
PZ-27S	
PZ-28I	
PZ-29S	
PZ-30I	
PZ-31I	
PZ-32D	Clear foliage
PZ-32S	Clear foliage
PZ-33I	
PZ-34S	
PZ-35I	
PZ-36I	Place exterior label
PZ-36S	
PZ-37I	
PZ-38I	
PZ-45D	Clear overgrowth on well pad
PZ-46D	Clear overgrowth on well pad
PZ-47D	Clear overgrowth on well pad
PZ-48S	
PZ-49D	Clear foliage, replace label
PZ-49S	Clear overgrowth on well pad
PZ-51D	
PZ-52	
PZ-53	
PZ-54	

Site Name: Plant Scherer

Well Inspection

Date: 7/31/2023

Permit Number: _____

Field Conditions: _____

Well ID:	Corrective actions as needed, by date:
PZ-55	Clear overgrowth on well pad
PZ-56	
PZ-57	
PZ-58	
PZ-59S	
PZ-59D	
PZ-60S	
PZ-60D	
PZ-61	
PZ-62	
PZ-63	
PZ-64	
PZ-65	
PZ-66D	
PZ-66	
PZ-67D	
PZ-67	
PZ-68	
LPZ-01	
LPZ-02	
LPZ-03	Clear overgrowth from well pad
LPZ-04	
LPZ-05	Clear overgrowth from well pad
B-102A	
B-102B	
B-103A	
B-103B	
B-104A	
B-104B	
GWC-30	
GWC-31	
GWC-32	
GWC-33A	
GWC-34	
GWC-35	
GWC-36	
GWC-37	

Site Name: Plant Scherer

Well Inspection

Date: 7/31/2023

Permit Number: _____

Field Conditions: _____

	Corrective actions as needed, by date:
Well ID:	
GWC-38	Clear brush from well pad
GWA-39	
GWA-40	
GWA-41	
GWA-42	Clear brush on well pad
GWA-43	
GWA-44	
GWA-44A	
GWA-54	
GWC-1	Clear overgrowth on well pad
GWC-2	
GWC-3	
GWC-4	
GWC-5	
GWC-6	
GWC-7	
GWC-8	
GWC-8A	Internal casing not stable
GWC-9	
GWC-10	
GWC-11	
GWC-12	
GWC-13	
GWC-14	
GWA-15	
GWA-16	
GWA-17	Remove anthill on well pad
GWC-18	Remove anthill on well pad
GWC-19	Remove anthill on well pad
GWC-20	
GWA-21	
GWA-22	Replace missing well cap
GWC-29	
GWA-45	Remove anthill on well pad
GWA-46	
GWA-47	
GWA-48	Remove anthill on well pad

Site Name: Plant Scherer

Well Inspection

Date: 7/31/2023

Permit Number: _____

Field Conditions: _____

	<p style="text-align: center;">Corrective actions as needed, by date:</p>
Well ID:	
GWA-49	Remove anthill on well pad
GWC-50	
GWC-51	
GWC-52	
GWC-53	Remove anthill on well pad


APPENDIX D

Statistical Analyses

APPENDIX D

**Statistical Analyses
February 2023**

GROUNDWATER STATS CONSULTING



August 31, 2023

Southern Company Services
Attn: Mr. Joju Abraham
241 Ralph McGill Blvd NE, Bin 10160
Atlanta, Georgia 30308-3374

Re: Plant Scherer Ash Pond (AP)
Statistical Analysis – February 2023 Sample Event

Dear Mr. Abraham,

Groundwater Stats Consulting, formerly the statistical consulting division of Sanitas Technologies, is pleased to provide the February 2023 Semi-Annual Groundwater Detection and Assessment Monitoring of groundwater data for Georgia Power Company's Plant Scherer AP. The analysis complies with the federal rule for the Disposal of Coal Combustion Residuals (CCR) from Electric Utilities (CCR Rule, 2015), the Georgia Environmental Protection Division (EPD) Rules for Solid Waste Management Chapter 391-3-4-.10, and follows the United States Environmental Protection Agency (USEPA) Unified Guidance (2009).

Sampling for the Appendix III and IV parameters began in 2016, and at least 8 background samples were collected at each of the groundwater monitoring wells. Sampling is conducted on a semi-annual basis for all constituents. A list of all parameters is provided below.

The monitoring well network, as provided by Southern Company Services, consists of the following:

- **Upgradient well:** SGWA-1, SGWA-2, SGWA-3, SGWA-4, SGWA-5, SGWA-24, and SGWA-25
- **Downgradient wells:** SGWC-6, SGWC-7, SGWC-8, SGWC-9, SGWC-10, SGWC-11, SGWC-12, SGWC-13, SGWC-14, SGWC-15, SGWC-16, SGWC-17, SGWC-18, SGWC-19, SGWC-20, SGWC-21, SGWC-22, and SGWC-23

- **Assessment Wells:** PZ-13S, PZ-14S, PZ-17I, PZ-39S, PZ-40I, PZ-41S, PZ-42I, PZ-43S, PZ-44I, and PZ-69I

The assessment wells were first sampled in October 2018 and all data are included on the time series graphs and box plots. These well/constituent pairs are formally evaluated for Appendix IV constituents using confidence intervals when a minimum of 4 samples are available.

Resamples were collected in October 2022 for the following well/constituent pairs due to the August 2022 samples exceeding hold times for mercury and TDS:

- Mercury: SGWC-18, SGWC-19, SGWC-20, SGWC-21, SGWC-22, SGWC-23, PZ-14S, PZ-39S, PZ-40I, and PZ-42I
- pH: SGWC-16, SGWC-17, SGWC-18, SGWC-19, SGWC-20, SGWC-21, SGWC-22, SGWC-23, PZ-14S, PZ-39S, PZ-40I, and PZ-42I
- TDS: SGWC-16 and SGWC-17

Additional resamples were collected in November 2022 for the following well/constituent pairs due to the October 2022 resamples exceeding hold times for TDS:

- pH: SGWC-16 and SGWC-17
- TDS: SGWC-16 and SGWC-17

Per request of WSP Golder, the August 2022 samples that exceeded hold times for mercury and TDS are not included in the Sanitas database. The resamples collected for pH at these wells in October and November 2022 and were retained in the database.

Data were sent electronically to Groundwater Stats Consulting, and the statistical analysis was reviewed by Kristina Rayner, Founder and Senior Statistician for Groundwater Stats Consulting. The analysis is prepared according to the recommended statistical methodology provided in the Fall 2017 by Dr. Kirk Cameron, PhD Statistician with MacStat Consulting, primary author of the USEPA Unified Guidance.

The CCR program monitors the constituents listed below. The terms “parameters” and “constituents” are used interchangeably.

- **Appendix III** (Detection Monitoring) - boron, calcium, chloride, fluoride, pH, sulfate, and TDS

- **Appendix IV** (Assessment Monitoring) – antimony, arsenic, barium, beryllium, cadmium, chromium, cobalt, combined radium 226 + 228 fluoride, lead, lithium, mercury, molybdenum, selenium, and thallium

Note that when there are no detections present in downgradient wells for a given constituent, statistical analyses are not required. A list of Appendix IV downgradient well/constituent pairs containing 100% non-detects follows this letter. For all constituents, a substitution of the most recent reporting limit is used for non-detect data. This generally gives the most conservative limit in each case.

Time series plots for Appendix III and IV parameters at all wells are provided for the purpose of screening data at these wells (Figure A). Additionally, a separate section of box plots is included for all constituents at upgradient and downgradient wells (Figure B). The time series plots are used to initially screen for suspected outliers and trends, while the box plots provide visual representation of variation within individual wells and between all wells. Values in background which have been flagged as outliers may be seen in a lighter font and as a disconnected symbol on the graphs. A summary of flagged outliers follows this report (Figure C).

Based on the previous screening, data at all wells for constituents detected in downgradient wells were evaluated for the following: 1) outliers; 2) trends; 3) most appropriate statistical method based on site characteristics of groundwater data upgradient of the facility; and 4) eligibility of downgradient wells when intrawell statistical methods are recommended. Power curves were provided with the screening to demonstrate that the selected statistical methods for the parameters listed above comply with the USEPA Unified Guidance and the Georgia Environmental Protection Division Rules for Solid Waste Management Chapter 391-3-4-.10. The EPA suggests the selected statistical method should provide at least 55% power at 3 standard deviations or at least 80% power at 4 standard deviations.

The original background screening was conducted in 2017 by MacStat Consulting. Values identified as outliers were flagged in the database and excluded prior to construction of statistical limits. Interwell prediction limits, combined with a 1-of-2 resample plan, were recommended for all Appendix III constituents.

Interwell tests, which compare downgradient well data to statistical limits constructed from pooled upgradient well data, are appropriate when average concentrations are similar across upgradient wells. Intrawell tests, which compare compliance data from a single well to screened historical data within the same well, are appropriate when upgradient wells exhibit spatial variation; when statistical limits constructed from

upgradient wells would not be conservative from a regulatory perspective; and when downgradient water quality is unimpacted compared to upgradient water quality for the same parameter. While data were further tested for intrawell eligibility during the screening, interwell methods were recommended for all Appendix III constituents in accordance with Georgia EPD requirements.

Summary of Statistical Methods:

Based on the evaluation for state and federal regulatory requirements, the following methods were selected for Appendix III and IV constituents:

- Appendix III: Interwell prediction limits, combined with a 1-of-2 resample plan for boron, calcium, chloride, fluoride, pH, sulfate, and TDS
- Appendix IV: Confidence intervals on downgradient well data compared against Ground Water Protection Standards (GWPS) for each Appendix IV constituent

The distribution of data is tested using the Shapiro-Wilk/Shapiro-Francia test for normality. Parametric prediction limits (or tolerance limits or confidence intervals as applicable) are utilized when the screened historical data follow a normal or transformed-normal distribution. When data cannot be normalized or the majority of data are non-detects, a nonparametric test is utilized. While the false positive rate associated with the parametric limits is based on an annual 10% (5% per semi-annual event) as recommended by the EPA Unified Guidance (2009), the false positive rate associated with the nonparametric limits is dependent upon the available background sample size, number of future comparisons, and verification resample plan. The following approaches are used for handling non-detects (USEPA, 2009):

- No statistical analyses are required on wells and analytes containing 100% non-detects (USEPA Unified Guidance, 2009, Chapter 6).
- When data contain <15% non-detects, simple substitution of one-half the reporting limit is utilized in the statistical analysis. The reporting limit utilized for non-detects is the most recent practical quantification limit (PQL) as reported by the laboratory.
- When data contain between 15-50% non-detects, the Kaplan-Meier non-detect adjustment is applied to the background data. This technique adjusts the mean and standard deviation of the historical concentrations to account for concentrations below the reporting limit.
- Nonparametric prediction limits are used on data containing greater than 50% non-detects.

Natural systems continuously evolve due to physical changes made to the environment. Examples include capping a landfill, paving areas near a well, or lining a drainage channel to prevent erosion. Periodic updating of background statistical limits is necessary to accommodate these types of changes. In the interwell case, prediction limits are updated with upgradient well data during each event after careful screening for any new outliers. While this was not required for this report, in some cases, deselecting the earlier portion of data may be necessary prior to construction of limits so that resulting statistical limits are conservative (lower) from a regulatory perspective and capable of rapidly detecting changes in groundwater quality. Even though the data are excluded from the calculation, the values will continue to be reported and shown in tables and graphs.

Statistical Analysis of Appendix III Parameters – February 2023

All Appendix III parameters were analyzed using interwell prediction limits. Background (upgradient) well data were re-assessed for potential outliers during this analysis. Values in background which have been flagged as outliers may be seen in a lighter font and as a disconnected symbol on the graphs. A high value for fluoride at upgradient well SGWA-4 was flagged in order to maintain statistical limits that are conservative (i.e., lower) from a regulatory perspective. A summary of flagged outliers follows this report (Figure C).

Interwell Prediction Limits

Interwell prediction limits, combined with a 1-of-2 resample plan, were constructed using all historical upgradient well data through February 2023 (Figure D). Interwell prediction limits pool upgradient well data to establish a background limit for an individual constituent. The February 2023 samples from each downgradient well is compared to the background limit to determine whether initial exceedances are present.

In the event of an initial exceedance of compliance well data, the 1-of-2 resample plan allows for collection of one additional sample to determine whether the initial exceedance is confirmed. When a resample confirms the initial exceedance, a statistically significant increase is identified, and further research would be required to identify the cause of the exceedance (i.e., impact from the site, natural variation, or an off-site source). If the resample falls within the statistical limit, the initial exceedance is considered to be a false positive result; therefore, no exceedance is noted, and no further action is necessary. If no resample is collected, the original result is considered a confirmed exceedance. Several prediction limit exceedances were identified for Appendix III parameters. A summary table of the interwell prediction limits follows this letter and includes a list of exceedances.

Trend Test Evaluation – Appendix III

When prediction limit exceedances are identified in downgradient wells, data are further evaluated using the Sen's Slope/Mann Kendall trend test at the 99% confidence level to determine whether concentrations are statistically increasing, decreasing, or stable (Figure E). Upgradient wells are included in the trend analyses for all parameters found to exceed their prediction limit in downgradient wells to identify whether similar patterns exist upgradient of the site, which is an indication of variability in groundwater unrelated to practices at the site. A summary of the trend test results including a list of statistically significant trends follows this letter. Statistically significant trends were noted for the following well/constituent pairs:

Increasing:

- Boron: SGWC-10, SGWC-11, SGWC-18, and SGWC-22
- Calcium: SGWA-2, SGWA-4, SGWA-24 (all upgradient), SGWC-17, SGWC-19, SGWC-21, and SGWC-22
- Chloride: SGWC-9, SGWC-12, SGWC-13, SGWC-15, SGWC-16, SGWC-18, SGWC-21, and SGWC-23
- pH: SGWC-18
- Sulfate: SGWC-12, SGWC-13, SGWC-16, SGWC-17, SGWC-19, SGWC-21, and SGWC-22
- TDS: SGWA-4 (upgradient), SGWC-13, SGWC-17, SGWC-19, and SGWC-22

Decreasing:

- Boron: SGWC-21
- Calcium: SGWC-23
- Chloride: SGWA-3 (upgradient) and SGWC-7
- Fluoride: SGWA-4 (upgradient)
- Sulfate: SGWC-7 and SGWC-23
- TDS: SGWC-23

Statistical Analysis of Appendix IV Parameters – February 2023

For Appendix IV parameters, confidence intervals for each downgradient well/constituent were compared against corresponding Groundwater Protection Standards (GWPS). GWPS were developed as described below. Downgradient well/constituent pairs containing 100% non-detects do not require analysis.

Data from upgradient wells for Appendix IV parameters are reassessed for outliers during each analysis. A high value for fluoride at upgradient well SGWA-4 was flagged in order

to maintain statistical limits that are conservative (i.e., lower) from a regulatory perspective. Additionally, it was noted that the August 2022 reported measurement for chromium at downgradient well SGWC-8 was substantially high relative to remaining measurements within this well and, as discussed during the previous analysis, this value was flagged as an outlier. A summary of flagged outliers follows this report (Figure C).

Interwell Upper Tolerance Limits

First, interwell tolerance limits were used to calculate site-specific background limits from all available pooled upgradient well data through February 2023 for Appendix IV constituents (Figure H). Parametric tolerance limits are used when data follow a normal or transformed-normal distribution. When data contained greater than 50% non-detects or did not follow a normal or transformed-normal distribution, non-parametric tolerance limits were used.

Groundwater Protection Standards

The background limits were then used when determining the groundwater protection standard (GWPS) under 40 CFR §257.95(h) and Georgia EPD Rule 391-3-4-.10(6)(a). On July 30, 2018, US EPA revised the Federal CCR rule updating GWPS for cobalt, lead, lithium, and molybdenum as described above in 40 CFR §257.95(h)(2). Effective on February 22, 2022, Georgia EPD incorporated the updated GWPS into the current Georgia EPD Rules for Solid Waste Management 391-3-4-.10(6)(a). In accordance with the updated Rules, the GWPS is:

- The maximum contaminant level (MCL) established under §141.62 and §141.66 of this title
- Where an MCL has not been established for a constituent, Federal and State CCR Rules specify levels for cobalt (0.006 mg/L), lead (0.015 mg/L), lithium (0.040 mg/L), and molybdenum (0.100 mg/L)
- The respective background level for a constituent when the background level is higher than the MCL or Federal CCR Rule identified GWPS

Following Georgia EPD Rule requirements and the Federal CCR requirements, GWPS were established for statistical comparison of Appendix IV constituents for this sample event (Figure I).

Confidence Intervals

To complete the statistical comparison to GWPS, confidence intervals were constructed for each of the Appendix IV constituents in downgradient and delineation wells with 4 or more samples (Figure H).

The Sanitas software was used to calculate the tolerance limits and the confidence intervals, either parametric or nonparametric, depending on the data distribution and percentage of non-detects. When data followed a normal or transformed-normal distribution, parametric confidence intervals were used for Appendix IV parameters. Nonparametric confidence intervals, which use the highest and lowest values in background as interval limits, were constructed when data did not follow a normal or transformed-normal distribution or when there were greater than 50% non-detects. The lower confidence limit, which is constructed with 99% confidence for parametric confidence intervals, is compared to the GWPS prepared as described above. The confidence level associated with nonparametric confidence intervals is dependent upon the number samples available.

For some well/constituent pairs, the parametric lower confidence limit resulted in a negative number. Therefore, non-parametric confidence intervals were constructed for these well/constituent pairs and may be found at the end of Figure H. This is a more conservative approach in that the lower confidence limit reflects the lowest measurement in the data set for a given well rather than a negative number. Note that in the case of combined radium 226 + 228 at assessment well PZ-44I, the lowest recorded observation is a negative value of -0.0607 pCi/L.

Only when the entire confidence interval is above a GWPS is the downgradient well/constituent pair considered to exceed its respective standard. If there is an exceedance of the GWPS, a statistically significant level (SSL) exceedance is identified. Summaries of the confidence interval results, along with graphical comparison against GWPS follow this letter. Exceedances were noted for the following well/constituent pairs:

- Cobalt: SGWC-10, SGWC-11, SGWC-15, SGWC-18, and SGWC-20

Trend Test Evaluation – Appendix IV

Data at wells with confidence interval exceedances are further evaluated using the Sen's Slope/Mann Kendall trend test at the 99% confidence level to determine whether concentrations are statistically increasing, decreasing, or stable (Figure I). Upgradient wells are included in the trend analyses to identify whether similar patterns exist upgradient of

the site for the same constituents. When trends are present in upgradient trends, it is an indication of variability in groundwater quality unrelated to practices at the site. A summary of the Appendix IV trend test results follows this letter and statistically significant trends were identified for the following well/constituent pairs:

Increasing

- None

Decreasing

- Cobalt: SGWA-1, SGWA-25 (both upgradient), SGWC-11, and SGWC-20

Thank you for the opportunity to assist you in the statistical analysis of groundwater quality for Plant Scherer AP. If you have any questions or comments, please feel free to contact us.

For Groundwater Stats Consulting,



Andrew T. Collins
Project Manager



Kristina L. Rayner
Senior Statistician

100% Non-Detects: Appendix IV Downgradient & Assessment

Analysis Run 5/3/2023 10:32 AM View: Appendix IV
Plant Scherer Client: Southern Company Data: Scherer AP

Antimony (mg/L)

SGWC-11, SGWC-12, SGWC-14, SGWC-15, SGWC-16, SGWC-17, SGWC-6, SGWC-8, SGWC-9, PZ-41S, PZ-43S, PZ-39S, PZ-14S, PZ-13S, PZ-44I, PZ-42I, PZ-69I

Arsenic (mg/L)

PZ-41S, PZ-43S, PZ-14S, PZ-13S, PZ-44I, PZ-17I, PZ-40I

Beryllium (mg/L)

SGWC-11, SGWC-12, SGWC-13, SGWC-16, SGWC-21, SGWC-23, SGWC-7, SGWC-9, PZ-41S, PZ-43S, PZ-39S, PZ-14S, PZ-13S, PZ-44I, PZ-17I, PZ-40I, PZ-42I, PZ-69I

Cadmium (mg/L)

SGWC-10, SGWC-12, SGWC-13, SGWC-16, SGWC-17, SGWC-22, SGWC-23, SGWC-7, SGWC-9, PZ-41S, PZ-43S, PZ-39S, PZ-14S, PZ-13S, PZ-44I, PZ-17I, PZ-40I, PZ-42I, PZ-69I

Chromium (mg/L)

SGWC-10, SGWC-11, SGWC-6, SGWC-9, PZ-40I, PZ-69I

Cobalt (mg/L)

PZ-17I

Lead (mg/L)

SGWC-11, SGWC-9, PZ-41S, PZ-43S, PZ-39S, PZ-14S, PZ-13S, PZ-44I, PZ-17I, PZ-40I, PZ-69I

Mercury (mg/L)

SGWC-19, PZ-41S, PZ-43S, PZ-39S, PZ-14S, PZ-17I, PZ-40I, PZ-42I, PZ-69I

Molybdenum (mg/L)

SGWC-10, SGWC-11, SGWC-13, SGWC-15, SGWC-16, SGWC-17, SGWC-18, SGWC-19, SGWC-20, SGWC-21, SGWC-22, PZ-41S, PZ-43S, PZ-14S, PZ-13S, PZ-44I, PZ-17I

Selenium (mg/L)

SGWC-10, SGWC-21, SGWC-22, SGWC-8, SGWC-9, PZ-43S, PZ-14S, PZ-13S, PZ-69I

Thallium (mg/L)

SGWC-16, SGWC-19, SGWC-21, PZ-41S, PZ-43S, PZ-39S, PZ-14S, PZ-13S, PZ-44I, PZ-17I, PZ-40I, PZ-42I, PZ-69I

Appendix III Interwell Prediction Limits - Significant Results

Plant Scherer Client: Southern Company Data: Scherer AP Printed 5/8/2023, 1:42 PM

Constituent	Well	Upper Lim.	Lower Lim.	Date	Obsrv.	Sig.	Bg N	Bg Mean	Std. Dev.	%NDs	ND Adj.	Transform	Alpha	Method
Boron, total (mg/L)	SGWC-10	0.18	n/a	2/22/2023	0.28	Yes	140	n/a	n/a	91.43	n/a	n/a	0.00009905	NP Inter (NDs) 1 of 2
Boron, total (mg/L)	SGWC-11	0.18	n/a	2/22/2023	0.75	Yes	140	n/a	n/a	91.43	n/a	n/a	0.00009905	NP Inter (NDs) 1 of 2
Boron, total (mg/L)	SGWC-13	0.18	n/a	2/23/2023	0.69	Yes	140	n/a	n/a	91.43	n/a	n/a	0.00009905	NP Inter (NDs) 1 of 2
Boron, total (mg/L)	SGWC-14	0.18	n/a	2/23/2023	1.7	Yes	140	n/a	n/a	91.43	n/a	n/a	0.00009905	NP Inter (NDs) 1 of 2
Boron, total (mg/L)	SGWC-15	0.18	n/a	2/23/2023	2.2	Yes	140	n/a	n/a	91.43	n/a	n/a	0.00009905	NP Inter (NDs) 1 of 2
Boron, total (mg/L)	SGWC-16	0.18	n/a	2/23/2023	0.87	Yes	140	n/a	n/a	91.43	n/a	n/a	0.00009905	NP Inter (NDs) 1 of 2
Boron, total (mg/L)	SGWC-17	0.18	n/a	2/22/2023	0.34	Yes	140	n/a	n/a	91.43	n/a	n/a	0.00009905	NP Inter (NDs) 1 of 2
Boron, total (mg/L)	SGWC-18	0.18	n/a	2/22/2023	8.1	Yes	140	n/a	n/a	91.43	n/a	n/a	0.00009905	NP Inter (NDs) 1 of 2
Boron, total (mg/L)	SGWC-19	0.18	n/a	2/22/2023	2	Yes	140	n/a	n/a	91.43	n/a	n/a	0.00009905	NP Inter (NDs) 1 of 2
Boron, total (mg/L)	SGWC-20	0.18	n/a	2/22/2023	1.7	Yes	140	n/a	n/a	91.43	n/a	n/a	0.00009905	NP Inter (NDs) 1 of 2
Boron, total (mg/L)	SGWC-21	0.18	n/a	2/23/2023	1.3	Yes	140	n/a	n/a	91.43	n/a	n/a	0.00009905	NP Inter (NDs) 1 of 2
Boron, total (mg/L)	SGWC-22	0.18	n/a	2/23/2023	0.63	Yes	140	n/a	n/a	91.43	n/a	n/a	0.00009905	NP Inter (NDs) 1 of 2
Boron, total (mg/L)	SGWC-23	0.18	n/a	2/23/2023	0.81	Yes	140	n/a	n/a	91.43	n/a	n/a	0.00009905	NP Inter (NDs) 1 of 2
Boron, total (mg/L)	SGWC-9	0.18	n/a	2/22/2023	1.6	Yes	140	n/a	n/a	91.43	n/a	n/a	0.00009905	NP Inter (NDs) 1 of 2
Calcium, total (mg/L)	SGWC-12	20	n/a	2/23/2023	21	Yes	140	n/a	n/a	0	n/a	n/a	0.00009905	NP Inter (normality) 1 of 2
Calcium, total (mg/L)	SGWC-14	20	n/a	2/23/2023	37	Yes	140	n/a	n/a	0	n/a	n/a	0.00009905	NP Inter (normality) 1 of 2
Calcium, total (mg/L)	SGWC-17	20	n/a	2/22/2023	56	Yes	140	n/a	n/a	0	n/a	n/a	0.00009905	NP Inter (normality) 1 of 2
Calcium, total (mg/L)	SGWC-18	20	n/a	2/22/2023	41	Yes	140	n/a	n/a	0	n/a	n/a	0.00009905	NP Inter (normality) 1 of 2
Calcium, total (mg/L)	SGWC-19	20	n/a	2/22/2023	38	Yes	140	n/a	n/a	0	n/a	n/a	0.00009905	NP Inter (normality) 1 of 2
Calcium, total (mg/L)	SGWC-21	20	n/a	2/23/2023	34	Yes	140	n/a	n/a	0	n/a	n/a	0.00009905	NP Inter (normality) 1 of 2
Calcium, total (mg/L)	SGWC-22	20	n/a	2/23/2023	34	Yes	140	n/a	n/a	0	n/a	n/a	0.00009905	NP Inter (normality) 1 of 2
Calcium, total (mg/L)	SGWC-23	20	n/a	2/23/2023	22	Yes	140	n/a	n/a	0	n/a	n/a	0.00009905	NP Inter (normality) 1 of 2
Calcium, total (mg/L)	SGWC-8	20	n/a	2/22/2023	41	Yes	140	n/a	n/a	0	n/a	n/a	0.00009905	NP Inter (normality) 1 of 2
Calcium, total (mg/L)	SGWC-9	20	n/a	2/22/2023	36	Yes	140	n/a	n/a	0	n/a	n/a	0.00009905	NP Inter (normality) 1 of 2
Chloride, Total (mg/L)	SGWC-10	3.132	n/a	2/22/2023	9	Yes	140	0.6258	0.2478	0	None	ln(x)	0.000418	Param Inter 1 of 2
Chloride, Total (mg/L)	SGWC-11	3.132	n/a	2/22/2023	9.9	Yes	140	0.6258	0.2478	0	None	ln(x)	0.000418	Param Inter 1 of 2
Chloride, Total (mg/L)	SGWC-12	3.132	n/a	2/23/2023	9.6	Yes	140	0.6258	0.2478	0	None	ln(x)	0.000418	Param Inter 1 of 2
Chloride, Total (mg/L)	SGWC-13	3.132	n/a	2/23/2023	11	Yes	140	0.6258	0.2478	0	None	ln(x)	0.000418	Param Inter 1 of 2
Chloride, Total (mg/L)	SGWC-14	3.132	n/a	2/23/2023	12	Yes	140	0.6258	0.2478	0	None	ln(x)	0.000418	Param Inter 1 of 2
Chloride, Total (mg/L)	SGWC-15	3.132	n/a	2/23/2023	11	Yes	140	0.6258	0.2478	0	None	ln(x)	0.000418	Param Inter 1 of 2
Chloride, Total (mg/L)	SGWC-16	3.132	n/a	2/23/2023	9.8	Yes	140	0.6258	0.2478	0	None	ln(x)	0.000418	Param Inter 1 of 2
Chloride, Total (mg/L)	SGWC-17	3.132	n/a	2/22/2023	8.1	Yes	140	0.6258	0.2478	0	None	ln(x)	0.000418	Param Inter 1 of 2
Chloride, Total (mg/L)	SGWC-18	3.132	n/a	2/22/2023	13	Yes	140	0.6258	0.2478	0	None	ln(x)	0.000418	Param Inter 1 of 2
Chloride, Total (mg/L)	SGWC-19	3.132	n/a	2/22/2023	10	Yes	140	0.6258	0.2478	0	None	ln(x)	0.000418	Param Inter 1 of 2
Chloride, Total (mg/L)	SGWC-20	3.132	n/a	2/22/2023	8.8	Yes	140	0.6258	0.2478	0	None	ln(x)	0.000418	Param Inter 1 of 2
Chloride, Total (mg/L)	SGWC-21	3.132	n/a	2/23/2023	8.9	Yes	140	0.6258	0.2478	0	None	ln(x)	0.000418	Param Inter 1 of 2
Chloride, Total (mg/L)	SGWC-22	3.132	n/a	2/23/2023	11	Yes	140	0.6258	0.2478	0	None	ln(x)	0.000418	Param Inter 1 of 2
Chloride, Total (mg/L)	SGWC-23	3.132	n/a	2/23/2023	12	Yes	140	0.6258	0.2478	0	None	ln(x)	0.000418	Param Inter 1 of 2
Chloride, Total (mg/L)	SGWC-7	3.132	n/a	2/22/2023	3.6	Yes	140	0.6258	0.2478	0	None	ln(x)	0.000418	Param Inter 1 of 2
Chloride, Total (mg/L)	SGWC-8	3.132	n/a	2/22/2023	18	Yes	140	0.6258	0.2478	0	None	ln(x)	0.000418	Param Inter 1 of 2
Chloride, Total (mg/L)	SGWC-9	3.132	n/a	2/22/2023	18	Yes	140	0.6258	0.2478	0	None	ln(x)	0.000418	Param Inter 1 of 2
Fluoride, total (mg/L)	SGWC-8	0.16	n/a	2/22/2023	0.52	Yes	167	n/a	n/a	55.09	n/a	n/a	0.00007067	NP Inter (NDs) 1 of 2
pH (S.U.)	SGWC-15	7.01	5.09	2/23/2023	4.59	Yes	161	n/a	n/a	0	n/a	n/a	0.0001508	NP Inter (normality) 1 of 2
pH (S.U.)	SGWC-18	7.01	5.09	2/22/2023	5	Yes	161	n/a	n/a	0	n/a	n/a	0.0001508	NP Inter (normality) 1 of 2
pH (S.U.)	SGWC-20	7.01	5.09	2/22/2023	4.38	Yes	161	n/a	n/a	0	n/a	n/a	0.0001508	NP Inter (normality) 1 of 2
Sulfate, total (mg/L)	SGWC-10	3.75	n/a	2/22/2023	18	Yes	140	n/a	n/a	47.86	n/a	n/a	0.00009905	NP Inter (normality) 1 of 2
Sulfate, total (mg/L)	SGWC-12	3.75	n/a	2/23/2023	57	Yes	140	n/a	n/a	47.86	n/a	n/a	0.00009905	NP Inter (normality) 1 of 2
Sulfate, total (mg/L)	SGWC-13	3.75	n/a	2/23/2023	96	Yes	140	n/a	n/a	47.86	n/a	n/a	0.00009905	NP Inter (normality) 1 of 2
Sulfate, total (mg/L)	SGWC-14	3.75	n/a	2/23/2023	210	Yes	140	n/a	n/a	47.86	n/a	n/a	0.00009905	NP Inter (normality) 1 of 2
Sulfate, total (mg/L)	SGWC-15	3.75	n/a	2/23/2023	190	Yes	140	n/a	n/a	47.86	n/a	n/a	0.00009905	NP Inter (normality) 1 of 2
Sulfate, total (mg/L)	SGWC-16	3.75	n/a	2/23/2023	55	Yes	140	n/a	n/a	47.86	n/a	n/a	0.00009905	NP Inter (normality) 1 of 2
Sulfate, total (mg/L)	SGWC-17	3.75	n/a	2/22/2023	230	Yes	140	n/a	n/a	47.86	n/a	n/a	0.00009905	NP Inter (normality) 1 of 2
Sulfate, total (mg/L)	SGWC-18	3.75	n/a	2/22/2023	790	Yes	140	n/a	n/a	47.86	n/a	n/a	0.00009905	NP Inter (normality) 1 of 2
Sulfate, total (mg/L)	SGWC-19	3.75	n/a	2/22/2023	260	Yes	140	n/a	n/a	47.86	n/a	n/a	0.00009905	NP Inter (normality) 1 of 2
Sulfate, total (mg/L)	SGWC-20	3.75	n/a	2/22/2023	230	Yes	140	n/a	n/a	47.86	n/a	n/a	0.00009905	NP Inter (normality) 1 of 2

Appendix III Interwell Prediction Limits - Significant Results

Plant Scherer Client: Southern Company Data: Scherer AP Printed 5/8/2023, 1:42 PM

Constituent	Well	Upper Lim.	Lower Lim.	Date	Observ.	Sig.	Bg N	Bg Mean	Std. Dev.	%NDs	ND Adj.	Transform	Alpha	Method
Sulfate, total (mg/L)	SGWC-21	3.75	n/a	2/23/2023	120	Yes	140	n/a	n/a	47.86	n/a	n/a	0.00009905	NP Inter (normality) 1 of 2
Sulfate, total (mg/L)	SGWC-22	3.75	n/a	2/23/2023	120	Yes	140	n/a	n/a	47.86	n/a	n/a	0.00009905	NP Inter (normality) 1 of 2
Sulfate, total (mg/L)	SGWC-23	3.75	n/a	2/23/2023	64	Yes	140	n/a	n/a	47.86	n/a	n/a	0.00009905	NP Inter (normality) 1 of 2
Sulfate, total (mg/L)	SGWC-7	3.75	n/a	2/22/2023	6.7	Yes	140	n/a	n/a	47.86	n/a	n/a	0.00009905	NP Inter (normality) 1 of 2
Sulfate, total (mg/L)	SGWC-8	3.75	n/a	2/22/2023	52	Yes	140	n/a	n/a	47.86	n/a	n/a	0.00009905	NP Inter (normality) 1 of 2
Sulfate, total (mg/L)	SGWC-9	3.75	n/a	2/22/2023	200	Yes	140	n/a	n/a	47.86	n/a	n/a	0.00009905	NP Inter (normality) 1 of 2
Total Dissolved Solids [TDS] (mg/L)	SGWC-12	200	n/a	2/23/2023	220	Yes	140	n/a	n/a	0.7143	n/a	n/a	0.00009905	NP Inter (normality) 1 of 2
Total Dissolved Solids [TDS] (mg/L)	SGWC-13	200	n/a	2/23/2023	230	Yes	140	n/a	n/a	0.7143	n/a	n/a	0.00009905	NP Inter (normality) 1 of 2
Total Dissolved Solids [TDS] (mg/L)	SGWC-14	200	n/a	2/23/2023	390	Yes	140	n/a	n/a	0.7143	n/a	n/a	0.00009905	NP Inter (normality) 1 of 2
Total Dissolved Solids [TDS] (mg/L)	SGWC-15	200	n/a	2/23/2023	300	Yes	140	n/a	n/a	0.7143	n/a	n/a	0.00009905	NP Inter (normality) 1 of 2
Total Dissolved Solids [TDS] (mg/L)	SGWC-17	200	n/a	2/22/2023	470	Yes	140	n/a	n/a	0.7143	n/a	n/a	0.00009905	NP Inter (normality) 1 of 2
Total Dissolved Solids [TDS] (mg/L)	SGWC-18	200	n/a	2/22/2023	1200	Yes	140	n/a	n/a	0.7143	n/a	n/a	0.00009905	NP Inter (normality) 1 of 2
Total Dissolved Solids [TDS] (mg/L)	SGWC-19	200	n/a	2/22/2023	440	Yes	140	n/a	n/a	0.7143	n/a	n/a	0.00009905	NP Inter (normality) 1 of 2
Total Dissolved Solids [TDS] (mg/L)	SGWC-20	200	n/a	2/22/2023	350	Yes	140	n/a	n/a	0.7143	n/a	n/a	0.00009905	NP Inter (normality) 1 of 2
Total Dissolved Solids [TDS] (mg/L)	SGWC-21	200	n/a	2/23/2023	350	Yes	140	n/a	n/a	0.7143	n/a	n/a	0.00009905	NP Inter (normality) 1 of 2
Total Dissolved Solids [TDS] (mg/L)	SGWC-22	200	n/a	2/23/2023	260	Yes	140	n/a	n/a	0.7143	n/a	n/a	0.00009905	NP Inter (normality) 1 of 2
Total Dissolved Solids [TDS] (mg/L)	SGWC-23	200	n/a	2/23/2023	210	Yes	140	n/a	n/a	0.7143	n/a	n/a	0.00009905	NP Inter (normality) 1 of 2
Total Dissolved Solids [TDS] (mg/L)	SGWC-8	200	n/a	2/22/2023	350	Yes	140	n/a	n/a	0.7143	n/a	n/a	0.00009905	NP Inter (normality) 1 of 2
Total Dissolved Solids [TDS] (mg/L)	SGWC-9	200	n/a	2/22/2023	430	Yes	140	n/a	n/a	0.7143	n/a	n/a	0.00009905	NP Inter (normality) 1 of 2

Appendix III Interwell Prediction Limits - All Results

Plant Scherer Client: Southern Company Data: Scherer AP Printed 5/8/2023, 1:42 PM

Constituent	Well	Upper Lim.	Lower Lim.	Date	Obsrv.	Sig.	Bg N	Bg Mean	Std. Dev.	%NDs	ND Adj.	Transform	Alpha	Method
Boron, total (mg/L)	SGWC-10	0.18	n/a	2/22/2023	0.28	Yes	140	n/a	n/a	91.43	n/a	n/a	0.00009905	NP Inter (NDs) 1 of 2
Boron, total (mg/L)	SGWC-11	0.18	n/a	2/22/2023	0.75	Yes	140	n/a	n/a	91.43	n/a	n/a	0.00009905	NP Inter (NDs) 1 of 2
Boron, total (mg/L)	SGWC-12	0.18	n/a	2/23/2023	0.079J	No	140	n/a	n/a	91.43	n/a	n/a	0.00009905	NP Inter (NDs) 1 of 2
Boron, total (mg/L)	SGWC-13	0.18	n/a	2/23/2023	0.69	Yes	140	n/a	n/a	91.43	n/a	n/a	0.00009905	NP Inter (NDs) 1 of 2
Boron, total (mg/L)	SGWC-14	0.18	n/a	2/23/2023	1.7	Yes	140	n/a	n/a	91.43	n/a	n/a	0.00009905	NP Inter (NDs) 1 of 2
Boron, total (mg/L)	SGWC-15	0.18	n/a	2/23/2023	2.2	Yes	140	n/a	n/a	91.43	n/a	n/a	0.00009905	NP Inter (NDs) 1 of 2
Boron, total (mg/L)	SGWC-16	0.18	n/a	2/23/2023	0.87	Yes	140	n/a	n/a	91.43	n/a	n/a	0.00009905	NP Inter (NDs) 1 of 2
Boron, total (mg/L)	SGWC-17	0.18	n/a	2/22/2023	0.34	Yes	140	n/a	n/a	91.43	n/a	n/a	0.00009905	NP Inter (NDs) 1 of 2
Boron, total (mg/L)	SGWC-18	0.18	n/a	2/22/2023	8.1	Yes	140	n/a	n/a	91.43	n/a	n/a	0.00009905	NP Inter (NDs) 1 of 2
Boron, total (mg/L)	SGWC-19	0.18	n/a	2/22/2023	2	Yes	140	n/a	n/a	91.43	n/a	n/a	0.00009905	NP Inter (NDs) 1 of 2
Boron, total (mg/L)	SGWC-20	0.18	n/a	2/22/2023	1.7	Yes	140	n/a	n/a	91.43	n/a	n/a	0.00009905	NP Inter (NDs) 1 of 2
Boron, total (mg/L)	SGWC-21	0.18	n/a	2/23/2023	1.3	Yes	140	n/a	n/a	91.43	n/a	n/a	0.00009905	NP Inter (NDs) 1 of 2
Boron, total (mg/L)	SGWC-22	0.18	n/a	2/23/2023	0.63	Yes	140	n/a	n/a	91.43	n/a	n/a	0.00009905	NP Inter (NDs) 1 of 2
Boron, total (mg/L)	SGWC-23	0.18	n/a	2/23/2023	0.81	Yes	140	n/a	n/a	91.43	n/a	n/a	0.00009905	NP Inter (NDs) 1 of 2
Boron, total (mg/L)	SGWC-6	0.18	n/a	2/22/2023	0.08ND	No	140	n/a	n/a	91.43	n/a	n/a	0.00009905	NP Inter (NDs) 1 of 2
Boron, total (mg/L)	SGWC-7	0.18	n/a	2/22/2023	0.064J	No	140	n/a	n/a	91.43	n/a	n/a	0.00009905	NP Inter (NDs) 1 of 2
Boron, total (mg/L)	SGWC-8	0.18	n/a	2/22/2023	0.11	No	140	n/a	n/a	91.43	n/a	n/a	0.00009905	NP Inter (NDs) 1 of 2
Boron, total (mg/L)	SGWC-9	0.18	n/a	2/22/2023	1.6	Yes	140	n/a	n/a	91.43	n/a	n/a	0.00009905	NP Inter (NDs) 1 of 2
Calcium, total (mg/L)	SGWC-10	20	n/a	2/22/2023	2.2	No	140	n/a	n/a	0	n/a	n/a	0.00009905	NP Inter (normality) 1 of 2
Calcium, total (mg/L)	SGWC-11	20	n/a	2/22/2023	1.7	No	140	n/a	n/a	0	n/a	n/a	0.00009905	NP Inter (normality) 1 of 2
Calcium, total (mg/L)	SGWC-12	20	n/a	2/23/2023	21	Yes	140	n/a	n/a	0	n/a	n/a	0.00009905	NP Inter (normality) 1 of 2
Calcium, total (mg/L)	SGWC-13	20	n/a	2/23/2023	20	No	140	n/a	n/a	0	n/a	n/a	0.00009905	NP Inter (normality) 1 of 2
Calcium, total (mg/L)	SGWC-14	20	n/a	2/23/2023	37	Yes	140	n/a	n/a	0	n/a	n/a	0.00009905	NP Inter (normality) 1 of 2
Calcium, total (mg/L)	SGWC-15	20	n/a	2/23/2023	14	No	140	n/a	n/a	0	n/a	n/a	0.00009905	NP Inter (normality) 1 of 2
Calcium, total (mg/L)	SGWC-16	20	n/a	2/23/2023	1.3	No	140	n/a	n/a	0	n/a	n/a	0.00009905	NP Inter (normality) 1 of 2
Calcium, total (mg/L)	SGWC-17	20	n/a	2/22/2023	56	Yes	140	n/a	n/a	0	n/a	n/a	0.00009905	NP Inter (normality) 1 of 2
Calcium, total (mg/L)	SGWC-18	20	n/a	2/22/2023	41	Yes	140	n/a	n/a	0	n/a	n/a	0.00009905	NP Inter (normality) 1 of 2
Calcium, total (mg/L)	SGWC-19	20	n/a	2/22/2023	38	Yes	140	n/a	n/a	0	n/a	n/a	0.00009905	NP Inter (normality) 1 of 2
Calcium, total (mg/L)	SGWC-20	20	n/a	2/22/2023	14	No	140	n/a	n/a	0	n/a	n/a	0.00009905	NP Inter (normality) 1 of 2
Calcium, total (mg/L)	SGWC-21	20	n/a	2/23/2023	34	Yes	140	n/a	n/a	0	n/a	n/a	0.00009905	NP Inter (normality) 1 of 2
Calcium, total (mg/L)	SGWC-22	20	n/a	2/23/2023	34	Yes	140	n/a	n/a	0	n/a	n/a	0.00009905	NP Inter (normality) 1 of 2
Calcium, total (mg/L)	SGWC-23	20	n/a	2/23/2023	22	Yes	140	n/a	n/a	0	n/a	n/a	0.00009905	NP Inter (normality) 1 of 2
Calcium, total (mg/L)	SGWC-6	20	n/a	2/22/2023	10	No	140	n/a	n/a	0	n/a	n/a	0.00009905	NP Inter (normality) 1 of 2
Calcium, total (mg/L)	SGWC-7	20	n/a	2/22/2023	15	No	140	n/a	n/a	0	n/a	n/a	0.00009905	NP Inter (normality) 1 of 2
Calcium, total (mg/L)	SGWC-8	20	n/a	2/22/2023	41	Yes	140	n/a	n/a	0	n/a	n/a	0.00009905	NP Inter (normality) 1 of 2
Calcium, total (mg/L)	SGWC-9	20	n/a	2/22/2023	36	Yes	140	n/a	n/a	0	n/a	n/a	0.00009905	NP Inter (normality) 1 of 2
Chloride, Total (mg/L)	SGWC-10	3.132	n/a	2/22/2023	9	Yes	140	0.6258	0.2478	0	None	ln(x)	0.000418	Param Inter 1 of 2
Chloride, Total (mg/L)	SGWC-11	3.132	n/a	2/22/2023	9.9	Yes	140	0.6258	0.2478	0	None	ln(x)	0.000418	Param Inter 1 of 2
Chloride, Total (mg/L)	SGWC-12	3.132	n/a	2/23/2023	9.6	Yes	140	0.6258	0.2478	0	None	ln(x)	0.000418	Param Inter 1 of 2
Chloride, Total (mg/L)	SGWC-13	3.132	n/a	2/23/2023	11	Yes	140	0.6258	0.2478	0	None	ln(x)	0.000418	Param Inter 1 of 2
Chloride, Total (mg/L)	SGWC-14	3.132	n/a	2/23/2023	12	Yes	140	0.6258	0.2478	0	None	ln(x)	0.000418	Param Inter 1 of 2
Chloride, Total (mg/L)	SGWC-15	3.132	n/a	2/23/2023	11	Yes	140	0.6258	0.2478	0	None	ln(x)	0.000418	Param Inter 1 of 2
Chloride, Total (mg/L)	SGWC-16	3.132	n/a	2/23/2023	9.8	Yes	140	0.6258	0.2478	0	None	ln(x)	0.000418	Param Inter 1 of 2
Chloride, Total (mg/L)	SGWC-17	3.132	n/a	2/22/2023	8.1	Yes	140	0.6258	0.2478	0	None	ln(x)	0.000418	Param Inter 1 of 2
Chloride, Total (mg/L)	SGWC-18	3.132	n/a	2/22/2023	13	Yes	140	0.6258	0.2478	0	None	ln(x)	0.000418	Param Inter 1 of 2
Chloride, Total (mg/L)	SGWC-19	3.132	n/a	2/22/2023	10	Yes	140	0.6258	0.2478	0	None	ln(x)	0.000418	Param Inter 1 of 2
Chloride, Total (mg/L)	SGWC-20	3.132	n/a	2/22/2023	8.8	Yes	140	0.6258	0.2478	0	None	ln(x)	0.000418	Param Inter 1 of 2
Chloride, Total (mg/L)	SGWC-21	3.132	n/a	2/23/2023	8.9	Yes	140	0.6258	0.2478	0	None	ln(x)	0.000418	Param Inter 1 of 2
Chloride, Total (mg/L)	SGWC-22	3.132	n/a	2/23/2023	11	Yes	140	0.6258	0.2478	0	None	ln(x)	0.000418	Param Inter 1 of 2
Chloride, Total (mg/L)	SGWC-23	3.132	n/a	2/23/2023	12	Yes	140	0.6258	0.2478	0	None	ln(x)	0.000418	Param Inter 1 of 2
Chloride, Total (mg/L)	SGWC-6	3.132	n/a	2/22/2023	2.3	No	140	0.6258	0.2478	0	None	ln(x)	0.000418	Param Inter 1 of 2
Chloride, Total (mg/L)	SGWC-7	3.132	n/a	2/22/2023	3.6	Yes	140	0.6258	0.2478	0	None	ln(x)	0.000418	Param Inter 1 of 2
Chloride, Total (mg/L)	SGWC-8	3.132	n/a	2/22/2023	18	Yes	140	0.6258	0.2478	0	None	ln(x)	0.000418	Param Inter 1 of 2
Chloride, Total (mg/L)	SGWC-9	3.132	n/a	2/22/2023	18	Yes	140	0.6258	0.2478	0	None	ln(x)	0.000418	Param Inter 1 of 2
Fluoride, total (mg/L)	SGWC-10	0.16	n/a	2/22/2023	0.045J	No	167	n/a	n/a	55.09	n/a	n/a	0.00007067	NP Inter (NDs) 1 of 2

Appendix III Interwell Prediction Limits - All Results

Plant Scherer Client: Southern Company Data: Scherer AP Printed 5/8/2023, 1:42 PM

Constituent	Well	Upper Lim.	Lower Lim.	Date	Obsrv.	Sig.	Bg	N Bg	Mean	Std. Dev.	%NDs	ND Adj.	Transform	Alpha	Method
Fluoride, total (mg/L)	SGWC-11	0.16	n/a	2/22/2023	0.063J	No	167	n/a	n/a	n/a	55.09	n/a	n/a	0.00007067	NP Inter (NDs) 1 of 2
Fluoride, total (mg/L)	SGWC-12	0.16	n/a	2/23/2023	0.089J	No	167	n/a	n/a	n/a	55.09	n/a	n/a	0.00007067	NP Inter (NDs) 1 of 2
Fluoride, total (mg/L)	SGWC-13	0.16	n/a	2/23/2023	0.077J	No	167	n/a	n/a	n/a	55.09	n/a	n/a	0.00007067	NP Inter (NDs) 1 of 2
Fluoride, total (mg/L)	SGWC-14	0.16	n/a	2/23/2023	0.068J	No	167	n/a	n/a	n/a	55.09	n/a	n/a	0.00007067	NP Inter (NDs) 1 of 2
Fluoride, total (mg/L)	SGWC-15	0.16	n/a	2/23/2023	0.11	No	167	n/a	n/a	n/a	55.09	n/a	n/a	0.00007067	NP Inter (NDs) 1 of 2
Fluoride, total (mg/L)	SGWC-16	0.16	n/a	2/23/2023	0.045J	No	167	n/a	n/a	n/a	55.09	n/a	n/a	0.00007067	NP Inter (NDs) 1 of 2
Fluoride, total (mg/L)	SGWC-17	0.16	n/a	2/22/2023	0.06J	No	167	n/a	n/a	n/a	55.09	n/a	n/a	0.00007067	NP Inter (NDs) 1 of 2
Fluoride, total (mg/L)	SGWC-18	0.16	n/a	2/22/2023	0.061J	No	167	n/a	n/a	n/a	55.09	n/a	n/a	0.00007067	NP Inter (NDs) 1 of 2
Fluoride, total (mg/L)	SGWC-19	0.16	n/a	2/22/2023	0.046J	No	167	n/a	n/a	n/a	55.09	n/a	n/a	0.00007067	NP Inter (NDs) 1 of 2
Fluoride, total (mg/L)	SGWC-20	0.16	n/a	2/22/2023	0.13	No	167	n/a	n/a	n/a	55.09	n/a	n/a	0.00007067	NP Inter (NDs) 1 of 2
Fluoride, total (mg/L)	SGWC-21	0.16	n/a	2/23/2023	0.087J	No	167	n/a	n/a	n/a	55.09	n/a	n/a	0.00007067	NP Inter (NDs) 1 of 2
Fluoride, total (mg/L)	SGWC-22	0.16	n/a	2/23/2023	0.075J	No	167	n/a	n/a	n/a	55.09	n/a	n/a	0.00007067	NP Inter (NDs) 1 of 2
Fluoride, total (mg/L)	SGWC-23	0.16	n/a	2/23/2023	0.089J	No	167	n/a	n/a	n/a	55.09	n/a	n/a	0.00007067	NP Inter (NDs) 1 of 2
Fluoride, total (mg/L)	SGWC-6	0.16	n/a	2/22/2023	0.11	No	167	n/a	n/a	n/a	55.09	n/a	n/a	0.00007067	NP Inter (NDs) 1 of 2
Fluoride, total (mg/L)	SGWC-7	0.16	n/a	2/22/2023	0.16	No	167	n/a	n/a	n/a	55.09	n/a	n/a	0.00007067	NP Inter (NDs) 1 of 2
Fluoride, total (mg/L)	SGWC-8	0.16	n/a	2/22/2023	0.52	Yes	167	n/a	n/a	n/a	55.09	n/a	n/a	0.00007067	NP Inter (NDs) 1 of 2
Fluoride, total (mg/L)	SGWC-9	0.16	n/a	2/22/2023	0.076J	No	167	n/a	n/a	n/a	55.09	n/a	n/a	0.00007067	NP Inter (NDs) 1 of 2
pH (S.U.)	SGWC-10	7.01	5.09	2/22/2023	5.23	No	161	n/a	n/a	n/a	0	n/a	n/a	0.0001508	NP Inter (normality) 1 of 2
pH (S.U.)	SGWC-11	7.01	5.09	2/22/2023	5.1	No	161	n/a	n/a	n/a	0	n/a	n/a	0.0001508	NP Inter (normality) 1 of 2
pH (S.U.)	SGWC-12	7.01	5.09	2/23/2023	6.04	No	161	n/a	n/a	n/a	0	n/a	n/a	0.0001508	NP Inter (normality) 1 of 2
pH (S.U.)	SGWC-13	7.01	5.09	2/23/2023	5.94	No	161	n/a	n/a	n/a	0	n/a	n/a	0.0001508	NP Inter (normality) 1 of 2
pH (S.U.)	SGWC-14	7.01	5.09	2/23/2023	5.72	No	161	n/a	n/a	n/a	0	n/a	n/a	0.0001508	NP Inter (normality) 1 of 2
pH (S.U.)	SGWC-15	7.01	5.09	2/23/2023	4.59	Yes	161	n/a	n/a	n/a	0	n/a	n/a	0.0001508	NP Inter (normality) 1 of 2
pH (S.U.)	SGWC-16	7.01	5.09	2/23/2023	5.13	No	161	n/a	n/a	n/a	0	n/a	n/a	0.0001508	NP Inter (normality) 1 of 2
pH (S.U.)	SGWC-17	7.01	5.09	2/22/2023	6.23	No	161	n/a	n/a	n/a	0	n/a	n/a	0.0001508	NP Inter (normality) 1 of 2
pH (S.U.)	SGWC-18	7.01	5.09	2/22/2023	5	Yes	161	n/a	n/a	n/a	0	n/a	n/a	0.0001508	NP Inter (normality) 1 of 2
pH (S.U.)	SGWC-19	7.01	5.09	2/22/2023	5.53	No	161	n/a	n/a	n/a	0	n/a	n/a	0.0001508	NP Inter (normality) 1 of 2
pH (S.U.)	SGWC-20	7.01	5.09	2/22/2023	4.38	Yes	161	n/a	n/a	n/a	0	n/a	n/a	0.0001508	NP Inter (normality) 1 of 2
pH (S.U.)	SGWC-21	7.01	5.09	2/23/2023	6.19	No	161	n/a	n/a	n/a	0	n/a	n/a	0.0001508	NP Inter (normality) 1 of 2
pH (S.U.)	SGWC-22	7.01	5.09	2/23/2023	5.72	No	161	n/a	n/a	n/a	0	n/a	n/a	0.0001508	NP Inter (normality) 1 of 2
pH (S.U.)	SGWC-23	7.01	5.09	2/23/2023	6	No	161	n/a	n/a	n/a	0	n/a	n/a	0.0001508	NP Inter (normality) 1 of 2
pH (S.U.)	SGWC-6	7.01	5.09	2/22/2023	6.28	No	161	n/a	n/a	n/a	0	n/a	n/a	0.0001508	NP Inter (normality) 1 of 2
pH (S.U.)	SGWC-7	7.01	5.09	2/22/2023	6.51	No	161	n/a	n/a	n/a	0	n/a	n/a	0.0001508	NP Inter (normality) 1 of 2
pH (S.U.)	SGWC-8	7.01	5.09	2/22/2023	6.51	No	161	n/a	n/a	n/a	0	n/a	n/a	0.0001508	NP Inter (normality) 1 of 2
pH (S.U.)	SGWC-9	7.01	5.09	2/22/2023	6.14	No	161	n/a	n/a	n/a	0	n/a	n/a	0.0001508	NP Inter (normality) 1 of 2
Sulfate, total (mg/L)	SGWC-10	3.75	n/a	2/22/2023	18	Yes	140	n/a	n/a	n/a	47.86	n/a	n/a	0.00009905	NP Inter (normality) 1 of 2
Sulfate, total (mg/L)	SGWC-11	3.75	n/a	2/22/2023	3.1	No	140	n/a	n/a	n/a	47.86	n/a	n/a	0.00009905	NP Inter (normality) 1 of 2
Sulfate, total (mg/L)	SGWC-12	3.75	n/a	2/23/2023	57	Yes	140	n/a	n/a	n/a	47.86	n/a	n/a	0.00009905	NP Inter (normality) 1 of 2
Sulfate, total (mg/L)	SGWC-13	3.75	n/a	2/23/2023	96	Yes	140	n/a	n/a	n/a	47.86	n/a	n/a	0.00009905	NP Inter (normality) 1 of 2
Sulfate, total (mg/L)	SGWC-14	3.75	n/a	2/23/2023	210	Yes	140	n/a	n/a	n/a	47.86	n/a	n/a	0.00009905	NP Inter (normality) 1 of 2
Sulfate, total (mg/L)	SGWC-15	3.75	n/a	2/23/2023	190	Yes	140	n/a	n/a	n/a	47.86	n/a	n/a	0.00009905	NP Inter (normality) 1 of 2
Sulfate, total (mg/L)	SGWC-16	3.75	n/a	2/23/2023	55	Yes	140	n/a	n/a	n/a	47.86	n/a	n/a	0.00009905	NP Inter (normality) 1 of 2
Sulfate, total (mg/L)	SGWC-17	3.75	n/a	2/22/2023	230	Yes	140	n/a	n/a	n/a	47.86	n/a	n/a	0.00009905	NP Inter (normality) 1 of 2
Sulfate, total (mg/L)	SGWC-18	3.75	n/a	2/22/2023	790	Yes	140	n/a	n/a	n/a	47.86	n/a	n/a	0.00009905	NP Inter (normality) 1 of 2
Sulfate, total (mg/L)	SGWC-19	3.75	n/a	2/22/2023	260	Yes	140	n/a	n/a	n/a	47.86	n/a	n/a	0.00009905	NP Inter (normality) 1 of 2
Sulfate, total (mg/L)	SGWC-20	3.75	n/a	2/22/2023	230	Yes	140	n/a	n/a	n/a	47.86	n/a	n/a	0.00009905	NP Inter (normality) 1 of 2
Sulfate, total (mg/L)	SGWC-21	3.75	n/a	2/23/2023	120	Yes	140	n/a	n/a	n/a	47.86	n/a	n/a	0.00009905	NP Inter (normality) 1 of 2
Sulfate, total (mg/L)	SGWC-22	3.75	n/a	2/23/2023	120	Yes	140	n/a	n/a	n/a	47.86	n/a	n/a	0.00009905	NP Inter (normality) 1 of 2
Sulfate, total (mg/L)	SGWC-23	3.75	n/a	2/23/2023	64	Yes	140	n/a	n/a	n/a	47.86	n/a	n/a	0.00009905	NP Inter (normality) 1 of 2
Sulfate, total (mg/L)	SGWC-6	3.75	n/a	2/22/2023	1.4	No	140	n/a	n/a	n/a	47.86	n/a	n/a	0.00009905	NP Inter (normality) 1 of 2
Sulfate, total (mg/L)	SGWC-7	3.75	n/a	2/22/2023	6.7	Yes	140	n/a	n/a	n/a	47.86	n/a	n/a	0.00009905	NP Inter (normality) 1 of 2
Sulfate, total (mg/L)	SGWC-8	3.75	n/a	2/22/2023	52	Yes	140	n/a	n/a	n/a	47.86	n/a	n/a	0.00009905	NP Inter (normality) 1 of 2
Sulfate, total (mg/L)	SGWC-9	3.75	n/a	2/22/2023	200	Yes	140	n/a	n/a	n/a	47.86	n/a	n/a	0.00009905	NP Inter (normality) 1 of 2
Total Dissolved Solids [TDS] (mg/L)	SGWC-10	200	n/a	2/22/2023	56	No	140	n/a	n/a	n/a	0.7143	n/a	n/a	0.00009905	NP Inter (normality) 1 of 2
Total Dissolved Solids [TDS] (mg/L)	SGWC-11	200	n/a	2/22/2023	41	No	140	n/a	n/a	n/a	0.7143	n/a	n/a	0.00009905	NP Inter (normality) 1 of 2

Appendix III Interwell Prediction Limits - All Results

Plant Scherer Client: Southern Company Data: Scherer AP Printed 5/8/2023, 1:42 PM

Constituent	Well	Upper Lim.	Lower Lim.	Date	Observ.	Sig.	Bg N	Bg Mean	Std. Dev.	%NDs	ND Adj.	Transform	Alpha	Method
Total Dissolved Solids [TDS] (mg/L)	SGWC-12	200	n/a	2/23/2023	220	Yes	140	n/a	n/a	0.7143	n/a	n/a	0.00009905	NP Inter (normality) 1 of 2
Total Dissolved Solids [TDS] (mg/L)	SGWC-13	200	n/a	2/23/2023	230	Yes	140	n/a	n/a	0.7143	n/a	n/a	0.00009905	NP Inter (normality) 1 of 2
Total Dissolved Solids [TDS] (mg/L)	SGWC-14	200	n/a	2/23/2023	390	Yes	140	n/a	n/a	0.7143	n/a	n/a	0.00009905	NP Inter (normality) 1 of 2
Total Dissolved Solids [TDS] (mg/L)	SGWC-15	200	n/a	2/23/2023	300	Yes	140	n/a	n/a	0.7143	n/a	n/a	0.00009905	NP Inter (normality) 1 of 2
Total Dissolved Solids [TDS] (mg/L)	SGWC-16	200	n/a	2/23/2023	130	No	140	n/a	n/a	0.7143	n/a	n/a	0.00009905	NP Inter (normality) 1 of 2
Total Dissolved Solids [TDS] (mg/L)	SGWC-17	200	n/a	2/22/2023	470	Yes	140	n/a	n/a	0.7143	n/a	n/a	0.00009905	NP Inter (normality) 1 of 2
Total Dissolved Solids [TDS] (mg/L)	SGWC-18	200	n/a	2/22/2023	1200	Yes	140	n/a	n/a	0.7143	n/a	n/a	0.00009905	NP Inter (normality) 1 of 2
Total Dissolved Solids [TDS] (mg/L)	SGWC-19	200	n/a	2/22/2023	440	Yes	140	n/a	n/a	0.7143	n/a	n/a	0.00009905	NP Inter (normality) 1 of 2
Total Dissolved Solids [TDS] (mg/L)	SGWC-20	200	n/a	2/22/2023	350	Yes	140	n/a	n/a	0.7143	n/a	n/a	0.00009905	NP Inter (normality) 1 of 2
Total Dissolved Solids [TDS] (mg/L)	SGWC-21	200	n/a	2/23/2023	350	Yes	140	n/a	n/a	0.7143	n/a	n/a	0.00009905	NP Inter (normality) 1 of 2
Total Dissolved Solids [TDS] (mg/L)	SGWC-22	200	n/a	2/23/2023	260	Yes	140	n/a	n/a	0.7143	n/a	n/a	0.00009905	NP Inter (normality) 1 of 2
Total Dissolved Solids [TDS] (mg/L)	SGWC-23	200	n/a	2/23/2023	210	Yes	140	n/a	n/a	0.7143	n/a	n/a	0.00009905	NP Inter (normality) 1 of 2
Total Dissolved Solids [TDS] (mg/L)	SGWC-6	200	n/a	2/22/2023	120	No	140	n/a	n/a	0.7143	n/a	n/a	0.00009905	NP Inter (normality) 1 of 2
Total Dissolved Solids [TDS] (mg/L)	SGWC-7	200	n/a	2/22/2023	170	No	140	n/a	n/a	0.7143	n/a	n/a	0.00009905	NP Inter (normality) 1 of 2
Total Dissolved Solids [TDS] (mg/L)	SGWC-8	200	n/a	2/22/2023	350	Yes	140	n/a	n/a	0.7143	n/a	n/a	0.00009905	NP Inter (normality) 1 of 2
Total Dissolved Solids [TDS] (mg/L)	SGWC-9	200	n/a	2/22/2023	430	Yes	140	n/a	n/a	0.7143	n/a	n/a	0.00009905	NP Inter (normality) 1 of 2

Appendix III Trend Tests - Significant Results

Plant Scherer Client: Southern Company Data: Scherer AP Printed 5/8/2023, 1:46 PM

Constituent	Well	Slope	Calc.	Critical	Sig.	N	%NDs	Normality	Xform	Alpha	Method
Boron, total (mg/L)	SGWC-10	0.01553	118	81	Yes	20	10	n/a	n/a	0.01	NP
Boron, total (mg/L)	SGWC-11	0.0543	169	81	Yes	20	0	n/a	n/a	0.01	NP
Boron, total (mg/L)	SGWC-18	0.5628	149	81	Yes	20	0	n/a	n/a	0.01	NP
Boron, total (mg/L)	SGWC-21	-0.04312	-83	-81	Yes	20	0	n/a	n/a	0.01	NP
Boron, total (mg/L)	SGWC-22	0.02696	97	81	Yes	20	0	n/a	n/a	0.01	NP
Calcium, total (mg/L)	SGWA-2 (bg)	0.2587	95	81	Yes	20	0	n/a	n/a	0.01	NP
Calcium, total (mg/L)	SGWA-24 (bg)	0.6427	128	81	Yes	20	0	n/a	n/a	0.01	NP
Calcium, total (mg/L)	SGWA-4 (bg)	0.5922	109	81	Yes	20	0	n/a	n/a	0.01	NP
Calcium, total (mg/L)	SGWC-17	3.724	156	81	Yes	20	0	n/a	n/a	0.01	NP
Calcium, total (mg/L)	SGWC-19	1.616	105	81	Yes	20	0	n/a	n/a	0.01	NP
Calcium, total (mg/L)	SGWC-21	1.178	87	81	Yes	20	0	n/a	n/a	0.01	NP
Calcium, total (mg/L)	SGWC-22	1.388	130	81	Yes	20	0	n/a	n/a	0.01	NP
Calcium, total (mg/L)	SGWC-23	-1.358	-110	-81	Yes	20	0	n/a	n/a	0.01	NP
Chloride, Total (mg/L)	SGWA-3 (bg)	-0.1516	-87	-81	Yes	20	0	n/a	n/a	0.01	NP
Chloride, Total (mg/L)	SGWC-12	0.1513	96	81	Yes	20	0	n/a	n/a	0.01	NP
Chloride, Total (mg/L)	SGWC-13	1.031	142	81	Yes	20	0	n/a	n/a	0.01	NP
Chloride, Total (mg/L)	SGWC-15	0.2171	88	81	Yes	20	0	n/a	n/a	0.01	NP
Chloride, Total (mg/L)	SGWC-16	0.2762	104	81	Yes	20	0	n/a	n/a	0.01	NP
Chloride, Total (mg/L)	SGWC-18	1.834	135	81	Yes	20	0	n/a	n/a	0.01	NP
Chloride, Total (mg/L)	SGWC-21	0.7168	119	81	Yes	20	0	n/a	n/a	0.01	NP
Chloride, Total (mg/L)	SGWC-23	0.3135	95	81	Yes	20	0	n/a	n/a	0.01	NP
Chloride, Total (mg/L)	SGWC-7	-0.4515	-120	-81	Yes	20	0	n/a	n/a	0.01	NP
Chloride, Total (mg/L)	SGWC-9	1.416	148	81	Yes	20	0	n/a	n/a	0.01	NP
Fluoride, total (mg/L)	SGWA-4 (bg)	-0.004385	-104	-98	Yes	23	39.13	n/a	n/a	0.01	NP
pH (S.U.)	SGWC-18	0.02781	129	98	Yes	23	0	n/a	n/a	0.01	NP
Sulfate, total (mg/L)	SGWC-12	4.824	135	81	Yes	20	0	n/a	n/a	0.01	NP
Sulfate, total (mg/L)	SGWC-13	2.796	85	81	Yes	20	0	n/a	n/a	0.01	NP
Sulfate, total (mg/L)	SGWC-16	5.958	184	81	Yes	20	0	n/a	n/a	0.01	NP
Sulfate, total (mg/L)	SGWC-17	13.68	162	81	Yes	20	0	n/a	n/a	0.01	NP
Sulfate, total (mg/L)	SGWC-19	8.596	103	81	Yes	20	0	n/a	n/a	0.01	NP
Sulfate, total (mg/L)	SGWC-21	8.641	126	81	Yes	20	0	n/a	n/a	0.01	NP
Sulfate, total (mg/L)	SGWC-22	5.304	137	81	Yes	20	0	n/a	n/a	0.01	NP
Sulfate, total (mg/L)	SGWC-23	-10.41	-148	-81	Yes	20	0	n/a	n/a	0.01	NP
Sulfate, total (mg/L)	SGWC-7	-1.737	-108	-81	Yes	20	0	n/a	n/a	0.01	NP
Total Dissolved Solids [TDS] (mg/L)	SGWA-4 (bg)	6.444	90	81	Yes	20	0	n/a	n/a	0.01	NP
Total Dissolved Solids [TDS] (mg/L)	SGWC-13	9.65	95	81	Yes	20	0	n/a	n/a	0.01	NP
Total Dissolved Solids [TDS] (mg/L)	SGWC-17	21.42	151	81	Yes	20	0	n/a	n/a	0.01	NP
Total Dissolved Solids [TDS] (mg/L)	SGWC-19	16.19	88	81	Yes	20	0	n/a	n/a	0.01	NP
Total Dissolved Solids [TDS] (mg/L)	SGWC-22	9.645	107	81	Yes	20	0	n/a	n/a	0.01	NP
Total Dissolved Solids [TDS] (mg/L)	SGWC-23	-11.85	-87	-81	Yes	20	0	n/a	n/a	0.01	NP

Appendix III Trend Tests - All Results

Plant Scherer Client: Southern Company Data: Scherer AP Printed 5/8/2023, 1:46 PM

Constituent	Well	Slope	Calc.	Critical	Sig.	N	%NDs	Normality	Xform	Alpha	Method
Boron, total (mg/L)	SGWA-1 (bg)	0	-5	-81	No	20	90	n/a	n/a	0.01	NP
Boron, total (mg/L)	SGWA-2 (bg)	0	-5	-81	No	20	90	n/a	n/a	0.01	NP
Boron, total (mg/L)	SGWA-24 (bg)	0	7	81	No	20	90	n/a	n/a	0.01	NP
Boron, total (mg/L)	SGWA-25 (bg)	0	35	81	No	20	90	n/a	n/a	0.01	NP
Boron, total (mg/L)	SGWA-3 (bg)	0	-2	-81	No	20	85	n/a	n/a	0.01	NP
Boron, total (mg/L)	SGWA-4 (bg)	0	17	81	No	20	95	n/a	n/a	0.01	NP
Boron, total (mg/L)	SGWA-5 (bg)	0	0	81	No	20	100	n/a	n/a	0.01	NP
Boron, total (mg/L)	SGWC-10	0.01553	118	81	Yes	20	10	n/a	n/a	0.01	NP
Boron, total (mg/L)	SGWC-11	0.0543	169	81	Yes	20	0	n/a	n/a	0.01	NP
Boron, total (mg/L)	SGWC-13	-0.0008532	-7	-81	No	20	0	n/a	n/a	0.01	NP
Boron, total (mg/L)	SGWC-14	0.02814	62	81	No	20	0	n/a	n/a	0.01	NP
Boron, total (mg/L)	SGWC-15	-0.02781	-36	-81	No	20	0	n/a	n/a	0.01	NP
Boron, total (mg/L)	SGWC-16	0.01426	81	81	No	20	0	n/a	n/a	0.01	NP
Boron, total (mg/L)	SGWC-17	0	3	81	No	20	0	n/a	n/a	0.01	NP
Boron, total (mg/L)	SGWC-18	0.5628	149	81	Yes	20	0	n/a	n/a	0.01	NP
Boron, total (mg/L)	SGWC-19	0	11	81	No	20	0	n/a	n/a	0.01	NP
Boron, total (mg/L)	SGWC-20	-0.0758	-79	-81	No	20	0	n/a	n/a	0.01	NP
Boron, total (mg/L)	SGWC-21	-0.04312	-83	-81	Yes	20	0	n/a	n/a	0.01	NP
Boron, total (mg/L)	SGWC-22	0.02696	97	81	Yes	20	0	n/a	n/a	0.01	NP
Boron, total (mg/L)	SGWC-23	-0.02487	-74	-81	No	20	0	n/a	n/a	0.01	NP
Boron, total (mg/L)	SGWC-9	-0.02149	-44	-81	No	20	0	n/a	n/a	0.01	NP
Calcium, total (mg/L)	SGWA-1 (bg)	-0.05984	-53	-81	No	20	0	n/a	n/a	0.01	NP
Calcium, total (mg/L)	SGWA-2 (bg)	0.2587	95	81	Yes	20	0	n/a	n/a	0.01	NP
Calcium, total (mg/L)	SGWA-24 (bg)	0.6427	128	81	Yes	20	0	n/a	n/a	0.01	NP
Calcium, total (mg/L)	SGWA-25 (bg)	-0.2216	-67	-81	No	20	0	n/a	n/a	0.01	NP
Calcium, total (mg/L)	SGWA-3 (bg)	0.1365	54	81	No	20	0	n/a	n/a	0.01	NP
Calcium, total (mg/L)	SGWA-4 (bg)	0.5922	109	81	Yes	20	0	n/a	n/a	0.01	NP
Calcium, total (mg/L)	SGWA-5 (bg)	0.05116	80	81	No	20	0	n/a	n/a	0.01	NP
Calcium, total (mg/L)	SGWC-12	0	16	81	No	20	0	n/a	n/a	0.01	NP
Calcium, total (mg/L)	SGWC-14	0.4222	45	81	No	20	0	n/a	n/a	0.01	NP
Calcium, total (mg/L)	SGWC-17	3.724	156	81	Yes	20	0	n/a	n/a	0.01	NP
Calcium, total (mg/L)	SGWC-18	0.8149	14	81	No	20	0	n/a	n/a	0.01	NP
Calcium, total (mg/L)	SGWC-19	1.616	105	81	Yes	20	0	n/a	n/a	0.01	NP
Calcium, total (mg/L)	SGWC-21	1.178	87	81	Yes	20	0	n/a	n/a	0.01	NP
Calcium, total (mg/L)	SGWC-22	1.388	130	81	Yes	20	0	n/a	n/a	0.01	NP
Calcium, total (mg/L)	SGWC-23	-1.358	-110	-81	Yes	20	0	n/a	n/a	0.01	NP
Calcium, total (mg/L)	SGWC-8	0.5073	48	81	No	20	0	n/a	n/a	0.01	NP
Calcium, total (mg/L)	SGWC-9	-1.833	-75	-81	No	20	0	n/a	n/a	0.01	NP
Chloride, Total (mg/L)	SGWA-1 (bg)	0	-10	-81	No	20	0	n/a	n/a	0.01	NP
Chloride, Total (mg/L)	SGWA-2 (bg)	0	-5	-81	No	20	0	n/a	n/a	0.01	NP
Chloride, Total (mg/L)	SGWA-24 (bg)	0.1252	66	81	No	20	0	n/a	n/a	0.01	NP
Chloride, Total (mg/L)	SGWA-25 (bg)	0	-9	-81	No	20	0	n/a	n/a	0.01	NP
Chloride, Total (mg/L)	SGWA-3 (bg)	-0.1516	-87	-81	Yes	20	0	n/a	n/a	0.01	NP
Chloride, Total (mg/L)	SGWA-4 (bg)	0.009116	26	81	No	20	0	n/a	n/a	0.01	NP
Chloride, Total (mg/L)	SGWA-5 (bg)	0.01895	25	81	No	20	0	n/a	n/a	0.01	NP
Chloride, Total (mg/L)	SGWC-10	0.03144	18	81	No	20	0	n/a	n/a	0.01	NP
Chloride, Total (mg/L)	SGWC-11	0.2118	58	81	No	20	0	n/a	n/a	0.01	NP
Chloride, Total (mg/L)	SGWC-12	0.1513	96	81	Yes	20	0	n/a	n/a	0.01	NP
Chloride, Total (mg/L)	SGWC-13	1.031	142	81	Yes	20	0	n/a	n/a	0.01	NP
Chloride, Total (mg/L)	SGWC-14	0	39	81	No	20	0	n/a	n/a	0.01	NP
Chloride, Total (mg/L)	SGWC-15	0.2171	88	81	Yes	20	0	n/a	n/a	0.01	NP
Chloride, Total (mg/L)	SGWC-16	0.2762	104	81	Yes	20	0	n/a	n/a	0.01	NP
Chloride, Total (mg/L)	SGWC-17	-0.02186	-17	-81	No	20	0	n/a	n/a	0.01	NP
Chloride, Total (mg/L)	SGWC-18	1.834	135	81	Yes	20	0	n/a	n/a	0.01	NP
Chloride, Total (mg/L)	SGWC-19	0.1942	48	81	No	20	0	n/a	n/a	0.01	NP

Appendix III Trend Tests - All Results

Plant Scherer Client: Southern Company Data: Scherer AP Printed 5/8/2023, 1:46 PM

Constituent	Well	Slope	Calc.	Critical	Sig.	N	%NDs	Normality	Xform	Alpha	Method
Chloride, Total (mg/L)	SGWC-20	-0.1153	-56	-81	No	20	0	n/a	n/a	0.01	NP
Chloride, Total (mg/L)	SGWC-21	0.7168	119	81	Yes	20	0	n/a	n/a	0.01	NP
Chloride, Total (mg/L)	SGWC-22	0.06685	62	81	No	20	0	n/a	n/a	0.01	NP
Chloride, Total (mg/L)	SGWC-23	0.3135	95	81	Yes	20	0	n/a	n/a	0.01	NP
Chloride, Total (mg/L)	SGWC-7	-0.4515	-120	-81	Yes	20	0	n/a	n/a	0.01	NP
Chloride, Total (mg/L)	SGWC-8	0	4	81	No	20	0	n/a	n/a	0.01	NP
Chloride, Total (mg/L)	SGWC-9	1.416	148	81	Yes	20	0	n/a	n/a	0.01	NP
Fluoride, total (mg/L)	SGWA-1 (bg)	0	-80	-105	No	24	83.33	n/a	n/a	0.01	NP
Fluoride, total (mg/L)	SGWA-2 (bg)	-0.004415	-65	-105	No	24	41.67	n/a	n/a	0.01	NP
Fluoride, total (mg/L)	SGWA-24 (bg)	-0.008118	-89	-105	No	24	41.67	n/a	n/a	0.01	NP
Fluoride, total (mg/L)	SGWA-25 (bg)	-0.002712	-62	-105	No	24	41.67	n/a	n/a	0.01	NP
Fluoride, total (mg/L)	SGWA-3 (bg)	0	-28	-105	No	24	62.5	n/a	n/a	0.01	NP
Fluoride, total (mg/L)	SGWA-4 (bg)	-0.004385	-104	-98	Yes	23	39.13	n/a	n/a	0.01	NP
Fluoride, total (mg/L)	SGWA-5 (bg)	0	-61	-105	No	24	75	n/a	n/a	0.01	NP
Fluoride, total (mg/L)	SGWC-8	-0.006342	-21	-105	No	24	0	n/a	n/a	0.01	NP
pH (S.U.)	SGWA-1 (bg)	-0.03259	-91	-98	No	23	0	n/a	n/a	0.01	NP
pH (S.U.)	SGWA-2 (bg)	0.008725	38	98	No	23	0	n/a	n/a	0.01	NP
pH (S.U.)	SGWA-24 (bg)	0.005979	39	98	No	23	0	n/a	n/a	0.01	NP
pH (S.U.)	SGWA-25 (bg)	-0.01734	-92	-98	No	23	0	n/a	n/a	0.01	NP
pH (S.U.)	SGWA-3 (bg)	0.01993	64	98	No	23	0	n/a	n/a	0.01	NP
pH (S.U.)	SGWA-4 (bg)	-0.01746	-93	-98	No	23	0	n/a	n/a	0.01	NP
pH (S.U.)	SGWA-5 (bg)	-0.003621	-12	-98	No	23	0	n/a	n/a	0.01	NP
pH (S.U.)	SGWC-15	-0.01198	-53	-92	No	22	0	n/a	n/a	0.01	NP
pH (S.U.)	SGWC-18	0.02781	129	98	Yes	23	0	n/a	n/a	0.01	NP
pH (S.U.)	SGWC-20	0.00188	19	98	No	23	0	n/a	n/a	0.01	NP
Sulfate, total (mg/L)	SGWA-1 (bg)	0	18	81	No	20	25	n/a	n/a	0.01	NP
Sulfate, total (mg/L)	SGWA-2 (bg)	0	44	81	No	20	60	n/a	n/a	0.01	NP
Sulfate, total (mg/L)	SGWA-24 (bg)	0	28	81	No	20	80	n/a	n/a	0.01	NP
Sulfate, total (mg/L)	SGWA-25 (bg)	0	43	81	No	20	80	n/a	n/a	0.01	NP
Sulfate, total (mg/L)	SGWA-3 (bg)	-0.1288	-70	-81	No	20	5	n/a	n/a	0.01	NP
Sulfate, total (mg/L)	SGWA-4 (bg)	-0.1069	-69	-81	No	20	5	n/a	n/a	0.01	NP
Sulfate, total (mg/L)	SGWA-5 (bg)	0	46	81	No	20	80	n/a	n/a	0.01	NP
Sulfate, total (mg/L)	SGWC-10	0	1	81	No	20	0	n/a	n/a	0.01	NP
Sulfate, total (mg/L)	SGWC-12	4.824	135	81	Yes	20	0	n/a	n/a	0.01	NP
Sulfate, total (mg/L)	SGWC-13	2.796	85	81	Yes	20	0	n/a	n/a	0.01	NP
Sulfate, total (mg/L)	SGWC-14	0	21	81	No	20	0	n/a	n/a	0.01	NP
Sulfate, total (mg/L)	SGWC-15	0	-1	-81	No	20	0	n/a	n/a	0.01	NP
Sulfate, total (mg/L)	SGWC-16	5.958	184	81	Yes	20	0	n/a	n/a	0.01	NP
Sulfate, total (mg/L)	SGWC-17	13.68	162	81	Yes	20	0	n/a	n/a	0.01	NP
Sulfate, total (mg/L)	SGWC-18	70.65	59	81	No	20	0	n/a	n/a	0.01	NP
Sulfate, total (mg/L)	SGWC-19	8.596	103	81	Yes	20	0	n/a	n/a	0.01	NP
Sulfate, total (mg/L)	SGWC-20	-4.112	-64	-81	No	20	0	n/a	n/a	0.01	NP
Sulfate, total (mg/L)	SGWC-21	8.641	126	81	Yes	20	0	n/a	n/a	0.01	NP
Sulfate, total (mg/L)	SGWC-22	5.304	137	81	Yes	20	0	n/a	n/a	0.01	NP
Sulfate, total (mg/L)	SGWC-23	-10.41	-148	-81	Yes	20	0	n/a	n/a	0.01	NP
Sulfate, total (mg/L)	SGWC-7	-1.737	-108	-81	Yes	20	0	n/a	n/a	0.01	NP
Sulfate, total (mg/L)	SGWC-8	1.629	75	81	No	20	0	n/a	n/a	0.01	NP
Sulfate, total (mg/L)	SGWC-9	-14.4	-65	-81	No	20	0	n/a	n/a	0.01	NP
Total Dissolved Solids [TDS] (mg/L)	SGWA-1 (bg)	-0.762	-6	-81	No	20	5	n/a	n/a	0.01	NP
Total Dissolved Solids [TDS] (mg/L)	SGWA-2 (bg)	0.6419	30	81	No	20	0	n/a	n/a	0.01	NP
Total Dissolved Solids [TDS] (mg/L)	SGWA-24 (bg)	2.031	41	81	No	20	0	n/a	n/a	0.01	NP
Total Dissolved Solids [TDS] (mg/L)	SGWA-25 (bg)	-2.489	-41	-81	No	20	0	n/a	n/a	0.01	NP
Total Dissolved Solids [TDS] (mg/L)	SGWA-3 (bg)	2.515	34	81	No	20	0	n/a	n/a	0.01	NP
Total Dissolved Solids [TDS] (mg/L)	SGWA-4 (bg)	6.444	90	81	Yes	20	0	n/a	n/a	0.01	NP
Total Dissolved Solids [TDS] (mg/L)	SGWA-5 (bg)	-0.9463	-12	-81	No	20	0	n/a	n/a	0.01	NP

Appendix III Trend Tests - All Results

Plant Scherer Client: Southern Company Data: Scherer AP Printed 5/8/2023, 1:46 PM

Constituent	Well	Slope	Calc.	Critical	Sig.	N	%NDs	Normality	Xform	Alpha	Method
Total Dissolved Solids [TDS] (mg/L)	SGWC-12	3.511	66	81	No	20	0	n/a	n/a	0.01	NP
Total Dissolved Solids [TDS] (mg/L)	SGWC-13	9.65	95	81	Yes	20	0	n/a	n/a	0.01	NP
Total Dissolved Solids [TDS] (mg/L)	SGWC-14	7.165	77	81	No	20	0	n/a	n/a	0.01	NP
Total Dissolved Solids [TDS] (mg/L)	SGWC-15	0.5601	20	81	No	20	0	n/a	n/a	0.01	NP
Total Dissolved Solids [TDS] (mg/L)	SGWC-17	21.42	151	81	Yes	20	0	n/a	n/a	0.01	NP
Total Dissolved Solids [TDS] (mg/L)	SGWC-18	122.8	63	81	No	20	0	n/a	n/a	0.01	NP
Total Dissolved Solids [TDS] (mg/L)	SGWC-19	16.19	88	81	Yes	20	0	n/a	n/a	0.01	NP
Total Dissolved Solids [TDS] (mg/L)	SGWC-20	0	-8	-81	No	20	0	n/a	n/a	0.01	NP
Total Dissolved Solids [TDS] (mg/L)	SGWC-21	9.473	53	81	No	20	0	n/a	n/a	0.01	NP
Total Dissolved Solids [TDS] (mg/L)	SGWC-22	9.645	107	81	Yes	20	0	n/a	n/a	0.01	NP
Total Dissolved Solids [TDS] (mg/L)	SGWC-23	-11.85	-87	-81	Yes	20	0	n/a	n/a	0.01	NP
Total Dissolved Solids [TDS] (mg/L)	SGWC-8	-2.185	-21	-81	No	20	0	n/a	n/a	0.01	NP
Total Dissolved Solids [TDS] (mg/L)	SGWC-9	-15.01	-65	-81	No	20	0	n/a	n/a	0.01	NP

Upper Tolerance Limits Summary Table

Plant Scherer Client: Southern Company Data: Scherer AP Printed 5/8/2023, 1:51 PM

<u>Constituent</u>	<u>Well</u>	<u>Upper Lim.</u>	<u>Lower Lim.</u>	<u>Date</u>	<u>Observ.</u>	<u>Sig.Bg N</u>	<u>Bg Mean</u>	<u>Std. Dev.</u>	<u>%NDs</u>	<u>ND Adj.</u>	<u>Transform</u>	<u>Alpha</u>	<u>Method</u>
Antimony (mg/L)	n/a	0.0021	n/a	n/a	n/a	n/a 126	n/a	n/a	94.44	n/a	n/a	0.00156	NP Inter(NDs)
Arsenic (mg/L)	n/a	0.0015	n/a	n/a	n/a	n/a 161	n/a	n/a	86.34	n/a	n/a	0.0002591	NP Inter(NDs)
Barium (mg/L)	n/a	0.078	n/a	n/a	n/a	n/a 161	n/a	n/a	0	n/a	n/a	0.0002591	NP Inter(normality)
Beryllium (mg/L)	n/a	0.0025	n/a	n/a	n/a	n/a 161	n/a	n/a	93.79	n/a	n/a	0.0002591	NP Inter(NDs)
Cadmium (mg/L)	n/a	0.0025	n/a	n/a	n/a	n/a 154	n/a	n/a	98.7	n/a	n/a	0.0003711	NP Inter(NDs)
Chromium (mg/L)	n/a	0.023	n/a	n/a	n/a	n/a 168	n/a	n/a	28.57	n/a	n/a	0.000181	NP Inter(normality)
Cobalt (mg/L)	n/a	0.02	n/a	n/a	n/a	n/a 161	n/a	n/a	64.6	n/a	n/a	0.0002591	NP Inter(NDs)
Combined Radium 226 + 228 (pCi/L)	n/a	1.54	n/a	n/a	n/a	n/a 161	n/a	n/a	0	n/a	n/a	0.0002591	NP Inter(normality)
Fluoride, total (mg/L)	n/a	0.16	n/a	n/a	n/a	n/a 167	n/a	n/a	55.09	n/a	n/a	0.0001905	NP Inter(NDs)
Lead (mg/L)	n/a	0.001	n/a	n/a	n/a	n/a 161	n/a	n/a	93.17	n/a	n/a	0.0002591	NP Inter(NDs)
Lithium (mg/L)	n/a	0.005	n/a	n/a	n/a	n/a 161	n/a	n/a	85.71	n/a	n/a	0.0002591	NP Inter(NDs)
Mercury (mg/L)	n/a	0.0005	n/a	n/a	n/a	n/a 163	n/a	n/a	92.02	n/a	n/a	0.0002339	NP Inter(NDs)
Molybdenum (mg/L)	n/a	0.015	n/a	n/a	n/a	n/a 154	n/a	n/a	92.21	n/a	n/a	0.0003711	NP Inter(NDs)
Selenium (mg/L)	n/a	0.005	n/a	n/a	n/a	n/a 161	n/a	n/a	91.93	n/a	n/a	0.0002591	NP Inter(NDs)
Thallium (mg/L)	n/a	0.001	n/a	n/a	n/a	n/a 161	n/a	n/a	92.55	n/a	n/a	0.0002591	NP Inter(NDs)

SCHERER ASH POND GWPS				
Constituent Name	MCL	CCR-Rule Specified	Background Limit	GWPS
Antimony, Total (mg/L)	0.006		0.0021	0.006
Arsenic, Total (mg/L)	0.01		0.0015	0.01
Barium, Total (mg/L)	2		0.078	2
Beryllium, Total (mg/L)	0.004		0.0025	0.004
Cadmium, Total (mg/L)	0.005		0.0025	0.005
Chromium, Total (mg/L)	0.1		0.023	0.1
Cobalt, Total (mg/L)		0.006	0.02	0.02
Combined Radium, Total (pCi/L)	5		1.54	5
Fluoride, Total (mg/L)	4		0.6	4
Lead, Total (mg/L)		0.015	0.001	0.015
Lithium, Total (mg/L)		0.04	0.005	0.04
Mercury, Total (mg/L)	0.002		0.0005	0.002
Molybdenum, Total (mg/L)		0.1	0.015	0.1
Selenium, Total (mg/L)	0.05		0.005	0.05
Thallium, Total (mg/L)	0.002		0.001	0.002

Grey cell indicates Background Limit is higher than MCL or CCR-Rule Specified Level

**GWPS = Groundwater Protection Standard*

**MCL = Maximum Contaminant Level*

**CCR = Coal Combustion Residuals*

Confidence Intervals - Significant Results

Plant Scherer Client: Southern Company Data: Scherer AP Printed 5/8/2023, 1:56 PM

Constituent	Well	Upper Lim.	Lower Lim.	Compliance	Sig.	N	Mean	Std. Dev.	%NDs	ND Adj.	Transform	Alpha	Method
Cobalt (mg/L)	SGWC-10	0.03043	0.02186	0.02	Yes	23	0.02614	0.008197	0	None	No	0.01	Param.
Cobalt (mg/L)	SGWC-11	0.02746	0.02097	0.02	Yes	23	0.02422	0.006208	0	None	No	0.01	Param.
Cobalt (mg/L)	SGWC-15	0.2731	0.2549	0.02	Yes	23	0.264	0.01733	0	None	No	0.01	Param.
Cobalt (mg/L)	SGWC-18	0.1487	0.1088	0.02	Yes	23	0.1288	0.03811	0	None	No	0.01	Param.
Cobalt (mg/L)	SGWC-20	0.2089	0.152	0.02	Yes	23	0.1805	0.05443	0	None	No	0.01	Param.

Confidence Intervals - All Results

Plant Scherer Client: Southern Company Data: Scherer AP Printed 5/8/2023, 1:56 PM

Constituent	Well	Upper Lim.	Lower Lim.	Compliance	Sig.	N	Mean	Std. Dev.	%NDs	ND Adj.	Transform	Alpha	Method
Antimony (mg/L)	SGWC-10	0.002	0.0014	0.006	No	17	0.001965	0.0001455	94.12	None	No	0.01	NP (NDs)
Antimony (mg/L)	SGWC-13	0.002	0.0004	0.006	No	17	0.001906	0.0003881	94.12	None	No	0.01	NP (NDs)
Antimony (mg/L)	SGWC-18	0.002	0.0012	0.006	No	16	0.00195	0.0002	93.75	None	No	0.01	NP (NDs)
Antimony (mg/L)	SGWC-19	0.0021	0.002	0.006	No	17	0.002006	0.00002425	94.12	None	No	0.01	NP (NDs)
Antimony (mg/L)	SGWC-20	0.002	0.0019	0.006	No	16	0.001994	0.000025	93.75	None	No	0.01	NP (NDs)
Antimony (mg/L)	SGWC-21	0.002	0.0019	0.006	No	17	0.001994	0.00002425	94.12	None	No	0.01	NP (NDs)
Antimony (mg/L)	SGWC-22	0.0022	0.002	0.006	No	17	0.002012	0.00004851	94.12	None	No	0.01	NP (NDs)
Antimony (mg/L)	SGWC-23	0.002	0.00098	0.006	No	17	0.00194	0.0002474	94.12	None	No	0.01	NP (NDs)
Antimony (mg/L)	SGWC-7	0.002	0.0004	0.006	No	17	0.001906	0.0003881	94.12	None	No	0.01	NP (NDs)
Arsenic (mg/L)	PZ-39S	0.0019	0.00028	0.01	No	4	0.001045	0.0006634	50	None	No	0.0625	NP (selected)
Arsenic (mg/L)	PZ-42I	0.001	0.00049	0.01	No	4	0.0008725	0.000255	75	None	No	0.0625	NP (NDs)
Arsenic (mg/L)	SGWC-10	0.001	0.00074	0.01	No	23	0.0009491	0.0001392	86.96	None	No	0.01	NP (NDs)
Arsenic (mg/L)	SGWC-11	0.00103	0.001	0.01	No	23	0.001005	0.00009448	60.87	None	No	0.01	NP (NDs)
Arsenic (mg/L)	SGWC-12	0.001	0.00091	0.01	No	23	0.000903	0.0002341	60.87	None	No	0.01	NP (NDs)
Arsenic (mg/L)	SGWC-13	0.0014	0.00088	0.01	No	23	0.0009757	0.0001563	82.61	None	No	0.01	NP (NDs)
Arsenic (mg/L)	SGWC-14	0.0012	0.0007	0.01	No	23	0.0009761	0.0001703	78.26	None	No	0.01	NP (NDs)
Arsenic (mg/L)	SGWC-15	0.00142	0.0009042	0.01	No	23	0.001293	0.0004664	17.39	Kaplan-Meier	No	0.01	Param.
Arsenic (mg/L)	SGWC-16	0.001	0.00055	0.01	No	23	0.0009313	0.0001852	86.96	None	No	0.01	NP (NDs)
Arsenic (mg/L)	SGWC-17	0.001	0.00075	0.01	No	23	0.0009207	0.0001719	73.91	None	No	0.01	NP (NDs)
Arsenic (mg/L)	SGWC-18	0.003094	0.001841	0.01	No	23	0.002467	0.001198	0	None	No	0.01	Param.
Arsenic (mg/L)	SGWC-19	0.001	0.00068	0.01	No	23	0.0009678	0.0001077	91.3	None	No	0.01	NP (NDs)
Arsenic (mg/L)	SGWC-20	0.0008289	0.0004932	0.01	No	23	0.0009313	0.0004224	39.13	Kaplan-Meier	No	0.01	Param.
Arsenic (mg/L)	SGWC-21	0.001	0.00076	0.01	No	23	0.0009896	0.00005004	95.65	Kaplan-Meier	No	0.01	NP (NDs)
Arsenic (mg/L)	SGWC-22	0.001	0.00089	0.01	No	23	0.0008665	0.0002532	73.91	None	No	0.01	NP (NDs)
Arsenic (mg/L)	SGWC-23	0.001	0.00079	0.01	No	23	0.0009739	0.00009059	91.3	None	No	0.01	NP (NDs)
Arsenic (mg/L)	SGWC-6	0.001	0.0006	0.01	No	23	0.0009348	0.0001742	86.96	None	No	0.01	NP (NDs)
Arsenic (mg/L)	SGWC-7	0.001	0.0009	0.01	No	23	0.0008991	0.0001882	73.91	None	No	0.01	NP (NDs)
Arsenic (mg/L)	SGWC-8	0.001	0.001	0.01	No	23	0.000903	0.0001991	73.91	None	No	0.01	NP (NDs)
Arsenic (mg/L)	SGWC-9	0.001	0.00079	0.01	No	23	0.0008817	0.0002101	60.87	None	No	0.01	NP (NDs)
Barium (mg/L)	PZ-17I	0.06553	0.05197	2	No	4	0.05875	0.002986	0	None	No	0.01	Param.
Barium (mg/L)	PZ-39S	0.06094	0.01106	2	No	4	0.036	0.01098	0	None	No	0.01	Param.
Barium (mg/L)	PZ-40I	0.1083	0.004234	2	No	4	0.05625	0.02291	0	None	No	0.01	Param.
Barium (mg/L)	PZ-41S	0.059	0.025	2	No	4	0.034	0.01667	0	None	No	0.0625	NP (normality)
Barium (mg/L)	PZ-42I	0.1	0.052	2	No	4	0.065	0.02341	0	None	No	0.0625	NP (normality)
Barium (mg/L)	PZ-43S	0.1385	0.03697	2	No	4	0.08775	0.02237	0	None	No	0.01	Param.
Barium (mg/L)	PZ-44I	0.014	0.0078	2	No	4	0.009425	0.003051	0	None	No	0.0625	NP (normality)
Barium (mg/L)	SGWC-10	0.03245	0.02796	2	No	23	0.0302	0.004285	0	None	No	0.01	Param.
Barium (mg/L)	SGWC-11	0.04296	0.03872	2	No	23	0.04084	0.004048	0	None	No	0.01	Param.
Barium (mg/L)	SGWC-12	0.057	0.036	2	No	23	0.04676	0.01028	0	None	No	0.01	NP (normality)
Barium (mg/L)	SGWC-13	0.03477	0.02841	2	No	23	0.03159	0.006077	0	None	No	0.01	Param.
Barium (mg/L)	SGWC-14	0.05779	0.04958	2	No	23	0.05369	0.00785	0	None	No	0.01	Param.
Barium (mg/L)	SGWC-15	0.03722	0.03074	2	No	23	0.03398	0.006195	0	None	No	0.01	Param.
Barium (mg/L)	SGWC-16	0.0278	0.02123	2	No	23	0.02451	0.006276	0	None	No	0.01	Param.
Barium (mg/L)	SGWC-17	0.02355	0.01956	2	No	23	0.02156	0.003814	0	None	No	0.01	Param.
Barium (mg/L)	SGWC-18	0.02256	0.01501	2	No	23	0.01927	0.007602	0	None	sqrt(x)	0.01	Param.
Barium (mg/L)	SGWC-19	0.03944	0.0318	2	No	23	0.03562	0.007302	0	None	No	0.01	Param.
Barium (mg/L)	SGWC-20	0.03257	0.02432	2	No	23	0.02844	0.007882	0	None	No	0.01	Param.
Barium (mg/L)	SGWC-21	0.1056	0.09344	2	No	23	0.1	0.01233	0	None	ln(x)	0.01	Param.
Barium (mg/L)	SGWC-22	0.0894	0.07965	2	No	23	0.08453	0.009314	0	None	No	0.01	Param.
Barium (mg/L)	SGWC-23	0.08164	0.06737	2	No	23	0.0745	0.01364	0	None	No	0.01	Param.
Barium (mg/L)	SGWC-6	0.1129	0.07299	2	No	23	0.09297	0.0382	0	None	No	0.01	Param.
Barium (mg/L)	SGWC-7	0.2902	0.247	2	No	23	0.2686	0.04127	0	None	No	0.01	Param.
Barium (mg/L)	SGWC-8	0.1894	0.1667	2	No	23	0.1785	0.02227	0	None	sqrt(x)	0.01	Param.
Barium (mg/L)	SGWC-9	0.06506	0.05354	2	No	23	0.0593	0.01101	0	None	No	0.01	Param.
Beryllium (mg/L)	SGWC-10	0.0025	0.00026	0.004	No	23	0.002403	0.0004671	95.65	None	No	0.01	NP (NDs)

Confidence Intervals - All Results

Plant Scherer Client: Southern Company Data: Scherer AP Printed 5/8/2023, 1:56 PM

Constituent	Well	Upper Lim.	Lower Lim.	Compliance	Sig.	N	Mean	Std. Dev.	%NDs	ND Adj.	Transform	Alpha	Method
Beryllium (mg/L)	SGWC-14	0.0025	0.00053	0.004	No	23	0.002314	0.0006171	91.3	None	No	0.01	NP (NDs)
Beryllium (mg/L)	SGWC-15	0.00046	0.00037	0.004	No	23	0.0005178	0.0002966	13.04	None	No	0.01	NP (normality)
Beryllium (mg/L)	SGWC-17	0.0025	0.00028	0.004	No	23	0.002403	0.0004629	95.65	None	No	0.01	NP (NDs)
Beryllium (mg/L)	SGWC-18	0.0025	0.00035	0.004	No	23	0.001468	0.001103	52.17	None	No	0.01	NP (NDs)
Beryllium (mg/L)	SGWC-19	0.0025	0.0002	0.004	No	23	0.001996	0.0009776	78.26	None	No	0.01	NP (NDs)
Beryllium (mg/L)	SGWC-20	0.0007974	0.000648	0.004	No	23	0.0007227	0.0001428	0	None	No	0.01	Param.
Beryllium (mg/L)	SGWC-22	0.0025	0.00033	0.004	No	23	0.002406	0.0004525	95.65	None	No	0.01	NP (NDs)
Beryllium (mg/L)	SGWC-6	0.0025	0.0002	0.004	No	23	0.0024	0.0004796	95.65	None	No	0.01	NP (NDs)
Beryllium (mg/L)	SGWC-8	0.0025	0.0003	0.004	No	23	0.002304	0.0006499	91.3	None	No	0.01	NP (NDs)
Cadmium (mg/L)	SGWC-11	0.0025	0.00022	0.005	No	22	0.002396	0.0004861	95.45	None	No	0.01	NP (NDs)
Cadmium (mg/L)	SGWC-14	0.0025	0.00057	0.005	No	22	0.002305	0.0006353	90.91	None	No	0.01	NP (NDs)
Cadmium (mg/L)	SGWC-15	0.0025	0.00027	0.005	No	22	0.001102	0.001082	36.36	None	No	0.01	NP (normality)
Cadmium (mg/L)	SGWC-18	0.0025	0.00035	0.005	No	22	0.001884	0.001031	72.73	None	No	0.01	NP (NDs)
Cadmium (mg/L)	SGWC-19	0.0025	0.00036	0.005	No	22	0.002403	0.0004562	95.45	None	No	0.01	NP (NDs)
Cadmium (mg/L)	SGWC-20	0.0025	0.000108	0.005	No	22	0.002282	0.000705	90.91	None	No	0.01	NP (NDs)
Cadmium (mg/L)	SGWC-21	0.0025	0.00039	0.005	No	22	0.002404	0.0004499	95.45	None	No	0.01	NP (NDs)
Cadmium (mg/L)	SGWC-6	0.0025	0.00022	0.005	No	22	0.002396	0.0004861	95.45	None	No	0.01	NP (NDs)
Cadmium (mg/L)	SGWC-8	0.0025	0.00031	0.005	No	22	0.0024	0.0004669	95.45	None	No	0.01	NP (NDs)
Chromium (mg/L)	PZ-17I	0.00545	0.00275	0.1	No	4	0.0041	0.0005944	0	None	No	0.01	Param.
Chromium (mg/L)	PZ-39S	0.03	0.0027	0.1	No	4	0.01868	0.01281	0	None	No	0.0625	NP (selected)
Chromium (mg/L)	PZ-41S	0.007952	0.001698	0.1	No	4	0.004825	0.00159	25	Kaplan-Meier	No	0.01	Param.
Chromium (mg/L)	PZ-42I	0.003	0.002	0.1	No	4	0.00225	0.0005	75	None	No	0.0625	NP (NDs)
Chromium (mg/L)	PZ-43S	0.002	0.002	0.1	No	4	0.002	4.7e-11	75	Kaplan-Meier	No	0.0625	NP (NDs)
Chromium (mg/L)	PZ-44I	0.0046	0.002	0.1	No	4	0.00265	0.0013	75	Kaplan-Meier	No	0.0625	NP (NDs)
Chromium (mg/L)	SGWC-12	0.0023	0.002	0.1	No	23	0.002013	0.00006255	95.65	None	No	0.01	NP (NDs)
Chromium (mg/L)	SGWC-13	0.002	0.0017	0.1	No	23	0.001987	0.00006255	95.65	None	No	0.01	NP (NDs)
Chromium (mg/L)	SGWC-14	0.0026	0.0019	0.1	No	23	0.002083	0.00105	69.57	None	No	0.01	NP (NDs)
Chromium (mg/L)	SGWC-15	0.03461	0.03221	0.1	No	23	0.03341	0.002288	0	None	No	0.01	Param.
Chromium (mg/L)	SGWC-16	0.01173	0.00999	0.1	No	23	0.01086	0.001667	0	None	No	0.01	Param.
Chromium (mg/L)	SGWC-17	0.007387	0.004739	0.1	No	23	0.006063	0.002531	0	None	No	0.01	Param.
Chromium (mg/L)	SGWC-18	0.01006	0.007644	0.1	No	23	0.009083	0.002722	0	None	ln(x)	0.01	Param.
Chromium (mg/L)	SGWC-19	0.01557	0.01419	0.1	No	23	0.01488	0.001323	0	None	No	0.01	Param.
Chromium (mg/L)	SGWC-20	0.0022	0.0009	0.1	No	23	0.001961	0.000235	91.3	None	No	0.01	NP (NDs)
Chromium (mg/L)	SGWC-21	0.002	0.002	0.1	No	23	0.001917	0.0002229	73.91	None	No	0.01	NP (NDs)
Chromium (mg/L)	SGWC-22	0.0022	0.0015	0.1	No	23	0.001878	0.0004033	65.22	None	No	0.01	NP (NDs)
Chromium (mg/L)	SGWC-23	0.0017	0.001317	0.1	No	23	0.001796	0.0003496	39.13	Kaplan-Meier	No	0.01	Param.
Chromium (mg/L)	SGWC-7	0.0026	0.002	0.1	No	23	0.002026	0.0001251	95.65	None	No	0.01	NP (NDs)
Chromium (mg/L)	SGWC-8	0.0021	0.0016	0.1	No	22	0.001886	0.0004291	59.09	None	No	0.01	NP (NDs)
Cobalt (mg/L)	PZ-13S	0.006738	0.005095	0.02	No	6	0.005917	0.0005981	0	None	No	0.01	Param.
Cobalt (mg/L)	PZ-14S	0.0004952	0.000173	0.02	No	5	0.000746	0.0009853	20	Kaplan-Meier	ln(x)	0.01	Param.
Cobalt (mg/L)	PZ-39S	0.0025	0.00028	0.02	No	6	0.001432	0.001173	50	None	No	0.0155	NP (normality)
Cobalt (mg/L)	PZ-40I	0.0076	0.0014	0.02	No	4	0.0036	0.002741	0	None	No	0.0625	NP (selected)
Cobalt (mg/L)	PZ-41S	0.005514	0.000317	0.02	No	6	0.002338	0.003376	0	None	ln(x)	0.01	Param.
Cobalt (mg/L)	PZ-42I	0.0064	0.00061	0.02	No	4	0.002677	0.002604	25	None	No	0.0625	NP (selected)
Cobalt (mg/L)	PZ-43S	0.0086	0.00025	0.02	No	6	0.002887	0.002957	50	None	No	0.0155	NP (selected)
Cobalt (mg/L)	PZ-44I	0.002764	0.001236	0.02	No	4	0.002	0.0003367	0	None	No	0.01	Param.
Cobalt (mg/L)	SGWC-10	0.03043	0.02186	0.02	Yes	23	0.02614	0.008197	0	None	No	0.01	Param.
Cobalt (mg/L)	SGWC-11	0.02746	0.02097	0.02	Yes	23	0.02422	0.006208	0	None	No	0.01	Param.
Cobalt (mg/L)	SGWC-12	0.003696	0.002232	0.02	No	23	0.002964	0.0014	0	None	No	0.01	Param.
Cobalt (mg/L)	SGWC-13	0.005973	0.002727	0.02	No	23	0.004909	0.003711	0	None	x^(1/3)	0.01	Param.
Cobalt (mg/L)	SGWC-14	0.01088	0.006802	0.02	No	23	0.008841	0.0039	0	None	No	0.01	Param.
Cobalt (mg/L)	SGWC-15	0.2731	0.2549	0.02	Yes	23	0.264	0.01733	0	None	No	0.01	Param.
Cobalt (mg/L)	SGWC-16	0.004498	0.003644	0.02	No	23	0.004071	0.0008159	0	None	No	0.01	Param.
Cobalt (mg/L)	SGWC-17	0.00078	0.00041	0.02	No	23	0.0008489	0.0007859	17.39	None	No	0.01	NP (normality)
Cobalt (mg/L)	SGWC-18	0.1487	0.1088	0.02	Yes	23	0.1288	0.03811	0	None	No	0.01	Param.

Confidence Intervals - All Results

Plant Scherer Client: Southern Company Data: Scherer AP Printed 5/8/2023, 1:56 PM

Constituent	Well	Upper Lim.	Lower Lim.	Compliance	Sig.	N	Mean	Std. Dev.	%NDs	ND Adj.	Transform	Alpha	Method
Cobalt (mg/L)	SGWC-19	0.0025	0.00045	0.02	No	23	0.001505	0.001082	52.17	None	No	0.01	NP (NDs)
Cobalt (mg/L)	SGWC-20	0.2089	0.152	0.02	Yes	23	0.1805	0.05443	0	None	No	0.01	Param.
Cobalt (mg/L)	SGWC-21	0.0025	0.00016	0.02	No	23	0.001683	0.001144	65.22	None	No	0.01	NP (NDs)
Cobalt (mg/L)	SGWC-22	0.003198	0.001704	0.02	No	23	0.002451	0.001428	0	None	No	0.01	Param.
Cobalt (mg/L)	SGWC-23	0.0025	0.00013	0.02	No	23	0.002397	0.0004942	95.65	None	No	0.01	NP (NDs)
Cobalt (mg/L)	SGWC-6	0.0025	0.0012	0.02	No	23	0.001967	0.001158	39.13	None	No	0.01	NP (normality)
Cobalt (mg/L)	SGWC-7	0.009732	0.004573	0.02	No	23	0.007152	0.004932	0	None	No	0.01	Param.
Cobalt (mg/L)	SGWC-8	0.0025	0.00075	0.02	No	23	0.001887	0.0009849	65.22	None	No	0.01	NP (NDs)
Cobalt (mg/L)	SGWC-9	0.01121	0.005095	0.02	No	23	0.008155	0.00585	0	None	No	0.01	Param.
Combined Radium 226 + 228 (pCi/L)	PZ-14S	0.432	0.0627	5	No	4	0.2677	0.1836	0	None	No	0.0625	NP (selected)
Combined Radium 226 + 228 (pCi/L)	PZ-17I	0.882	0.125	5	No	4	0.393	0.3351	0	None	No	0.0625	NP (selected)
Combined Radium 226 + 228 (pCi/L)	PZ-39S	0.565	0.0623	5	No	4	0.2726	0.2261	0	None	No	0.0625	NP (selected)
Combined Radium 226 + 228 (pCi/L)	PZ-40I	1.59	0.366	5	No	4	0.914	0.5172	0	None	No	0.0625	NP (selected)
Combined Radium 226 + 228 (pCi/L)	PZ-41S	0.698	0.168	5	No	5	0.3534	0.2225	0	None	No	0.031	NP (selected)
Combined Radium 226 + 228 (pCi/L)	PZ-42I	0.651	0.188	5	No	4	0.3785	0.2016	0	None	No	0.0625	NP (selected)
Combined Radium 226 + 228 (pCi/L)	PZ-43S	1.64	0.241	5	No	4	0.7238	0.6284	0	None	No	0.0625	NP (selected)
Combined Radium 226 + 228 (pCi/L)	PZ-44I	0.551	-0.0607	5	No	4	0.2064	0.26	0	None	No	0.0625	NP (selected)
Combined Radium 226 + 228 (pCi/L)	SGWC-10	0.452	0.102	5	No	23	0.2979	0.3421	0	None	No	0.01	NP (normality)
Combined Radium 226 + 228 (pCi/L)	SGWC-11	0.472	0.1523	5	No	23	0.3122	0.3057	0	None	No	0.01	Param.
Combined Radium 226 + 228 (pCi/L)	SGWC-12	0.4409	0.1786	5	No	23	0.3097	0.2508	0	None	No	0.01	Param.
Combined Radium 226 + 228 (pCi/L)	SGWC-13	0.4498	0.1987	5	No	23	0.3242	0.2401	0	None	No	0.01	Param.
Combined Radium 226 + 228 (pCi/L)	SGWC-14	0.3312	0.06715	5	No	23	0.1992	0.2524	0	None	No	0.01	Param.
Combined Radium 226 + 228 (pCi/L)	SGWC-15	0.4551	0.2493	5	No	23	0.3522	0.1968	0	None	No	0.01	Param.
Combined Radium 226 + 228 (pCi/L)	SGWC-16	0.3451	0.116	5	No	23	0.2305	0.219	0	None	No	0.01	Param.
Combined Radium 226 + 228 (pCi/L)	SGWC-17	0.3978	0.1775	5	No	23	0.2877	0.2107	0	None	No	0.01	Param.
Combined Radium 226 + 228 (pCi/L)	SGWC-18	0.435	0.17	5	No	23	0.3654	0.3384	0	None	No	0.01	NP (normality)
Combined Radium 226 + 228 (pCi/L)	SGWC-19	0.396	0.11	5	No	23	0.2861	0.3334	0	None	No	0.01	NP (normality)
Combined Radium 226 + 228 (pCi/L)	SGWC-20	0.5647	0.278	5	No	23	0.4213	0.2741	0	None	No	0.01	Param.
Combined Radium 226 + 228 (pCi/L)	SGWC-21	0.565	0.218	5	No	23	0.4492	0.3498	0	None	No	0.01	NP (normality)
Combined Radium 226 + 228 (pCi/L)	SGWC-22	0.459	0.1494	5	No	23	0.357	0.3985	0	None	sqrt(x)	0.01	Param.
Combined Radium 226 + 228 (pCi/L)	SGWC-23	0.6145	0.3624	5	No	23	0.4884	0.241	0	None	No	0.01	Param.
Combined Radium 226 + 228 (pCi/L)	SGWC-6	0.3648	0.1352	5	No	23	0.25	0.2195	0	None	No	0.01	Param.
Combined Radium 226 + 228 (pCi/L)	SGWC-7	0.5164	0.2759	5	No	23	0.3961	0.2299	0	None	No	0.01	Param.
Combined Radium 226 + 228 (pCi/L)	SGWC-8	2.5	1.966	5	No	23	2.233	0.5102	0	None	No	0.01	Param.
Combined Radium 226 + 228 (pCi/L)	SGWC-9	0.3662	0.1455	5	No	23	0.2558	0.211	0	None	No	0.01	Param.
Fluoride, total (mg/L)	PZ-17I	0.06532	0.02147	4	No	4	0.08075	0.08004	25	Kaplan-Meier	sqrt(x)	0.01	Param.
Fluoride, total (mg/L)	PZ-39S	0.1049	0.02309	4	No	4	0.073	0.02547	25	Kaplan-Meier	No	0.01	Param.
Fluoride, total (mg/L)	PZ-40I	0.05399	0.02901	4	No	4	0.07075	0.03407	50	Kaplan-Meier	No	0.01	Param.
Fluoride, total (mg/L)	PZ-41S	0.07588	0.01912	4	No	4	0.07375	0.03198	50	Kaplan-Meier	No	0.01	Param.
Fluoride, total (mg/L)	PZ-42I	0.1167	0.002259	4	No	4	0.0595	0.02521	0	None	No	0.01	Param.
Fluoride, total (mg/L)	PZ-43S	0.05166	0.02394	4	No	4	0.07675	0.08237	25	Kaplan-Meier	ln(x)	0.01	Param.
Fluoride, total (mg/L)	PZ-44I	0.1	0.031	4	No	4	0.06625	0.03899	50	None	No	0.0625	NP (normality)
Fluoride, total (mg/L)	SGWC-10	0.1	0.047	4	No	24	0.08633	0.02764	79.17	None	No	0.01	NP (NDs)
Fluoride, total (mg/L)	SGWC-11	0.1	0.08	4	No	24	0.09033	0.02099	79.17	None	No	0.01	NP (NDs)
Fluoride, total (mg/L)	SGWC-12	0.09457	0.06335	4	No	24	0.104	0.05334	16.67	Kaplan-Meier	sqrt(x)	0.01	Param.
Fluoride, total (mg/L)	SGWC-13	0.1	0.053	4	No	24	0.08404	0.03044	62.5	Kaplan-Meier	No	0.01	NP (NDs)
Fluoride, total (mg/L)	SGWC-14	0.1	0.04	4	No	24	0.07913	0.03106	66.67	Kaplan-Meier	No	0.01	NP (NDs)
Fluoride, total (mg/L)	SGWC-15	0.14	0.11	4	No	24	0.1375	0.05232	0	None	No	0.01	NP (normality)
Fluoride, total (mg/L)	SGWC-16	0.1	0.058	4	No	24	0.08358	0.02911	70.83	None	No	0.01	NP (NDs)
Fluoride, total (mg/L)	SGWC-17	0.2	0.051	4	No	24	0.1149	0.07228	37.5	None	No	0.01	NP (normality)
Fluoride, total (mg/L)	SGWC-18	0.1	0.091	4	No	24	0.09118	0.03024	58.33	None	No	0.01	NP (NDs)
Fluoride, total (mg/L)	SGWC-19	0.1	0.057	4	No	24	0.09319	0.03034	79.17	None	No	0.01	NP (NDs)
Fluoride, total (mg/L)	SGWC-20	0.2455	0.1781	4	No	24	0.2154	0.07178	0	None	sqrt(x)	0.01	Param.
Fluoride, total (mg/L)	SGWC-21	0.09401	0.07035	4	No	24	0.1201	0.05687	29.17	Kaplan-Meier	ln(x)	0.01	Param.
Fluoride, total (mg/L)	SGWC-22	0.1	0.075	4	No	24	0.086	0.02613	70.83	None	No	0.01	NP (NDs)

Confidence Intervals - All Results

Plant Scherer Client: Southern Company Data: Scherer AP Printed 5/8/2023, 1:56 PM

Constituent	Well	Upper Lim.	Lower Lim.	Compliance	Sig.	N	Mean	Std. Dev.	%NDs	ND Adj.	Transform	Alpha	Method
Fluoride, total (mg/L)	SGWC-23	0.2	0.046	4	No	24	0.1135	0.07082	37.5	None	No	0.01	NP (normality)
Fluoride, total (mg/L)	SGWC-6	0.1404	0.1037	4	No	24	0.1239	0.03823	12.5	None	sqrt(x)	0.01	Param.
Fluoride, total (mg/L)	SGWC-7	0.2293	0.1803	4	No	24	0.2048	0.04808	0	None	No	0.01	Param.
Fluoride, total (mg/L)	SGWC-8	0.4687	0.3781	4	No	24	0.4234	0.08873	0	None	No	0.01	Param.
Fluoride, total (mg/L)	SGWC-9	0.09652	0.05662	4	No	24	0.139	0.102	37.5	Kaplan-Meier	ln(x)	0.01	Param.
Lead (mg/L)	PZ-42I	0.001	0.00019	0.015	No	4	0.0007975	0.000405	75	None	No	0.0625	NP (NDs)
Lead (mg/L)	SGWC-10	0.001	0.00014	0.015	No	23	0.000887	0.0002984	86.96	None	No	0.01	NP (NDs)
Lead (mg/L)	SGWC-12	0.001	0.0002	0.015	No	23	0.0009652	0.0001668	95.65	None	No	0.01	NP (NDs)
Lead (mg/L)	SGWC-13	0.001	0.00039	0.015	No	23	0.0009735	0.0001272	95.65	None	No	0.01	NP (NDs)
Lead (mg/L)	SGWC-14	0.001	0.00066	0.015	No	23	0.0009174	0.0002319	86.96	None	No	0.01	NP (NDs)
Lead (mg/L)	SGWC-15	0.001	0.00023	0.015	No	23	0.0009665	0.0001606	95.65	None	No	0.01	NP (NDs)
Lead (mg/L)	SGWC-16	0.001	0.00013	0.015	No	23	0.0009622	0.0001814	95.65	None	No	0.01	NP (NDs)
Lead (mg/L)	SGWC-17	0.001	0.00017	0.015	No	23	0.0009639	0.0001731	95.65	None	No	0.01	NP (NDs)
Lead (mg/L)	SGWC-18	0.001	0.00071	0.015	No	23	0.0009565	0.0001574	91.3	None	No	0.01	NP (NDs)
Lead (mg/L)	SGWC-19	0.001	0.00033	0.015	No	23	0.0009709	0.0001397	95.65	None	No	0.01	NP (NDs)
Lead (mg/L)	SGWC-20	0.001	0.00025	0.015	No	23	0.0005974	0.0003676	43.48	None	No	0.01	NP (normality)
Lead (mg/L)	SGWC-21	0.001	0.00041	0.015	No	23	0.0007948	0.0003569	73.91	None	No	0.01	NP (NDs)
Lead (mg/L)	SGWC-22	0.001	0.00019	0.015	No	23	0.0008196	0.0003501	78.26	None	No	0.01	NP (NDs)
Lead (mg/L)	SGWC-23	0.001	0.00009	0.015	No	23	0.0009604	0.0001897	95.65	None	No	0.01	NP (NDs)
Lead (mg/L)	SGWC-6	0.001	0.0002	0.015	No	23	0.0009652	0.0001668	95.65	None	No	0.01	NP (NDs)
Lead (mg/L)	SGWC-7	0.001	0.00085	0.015	No	23	0.0009191	0.0002463	86.96	None	No	0.01	NP (NDs)
Lead (mg/L)	SGWC-8	0.001	0.00062	0.015	No	23	0.0009526	0.0001647	91.3	None	No	0.01	NP (NDs)
Lithium (mg/L)	PZ-14S	0.002362	0.0008382	0.04	No	5	0.00296	0.001903	40	Kaplan-Meier	No	0.01	Param.
Lithium (mg/L)	PZ-17I	0.005	0.0016	0.04	No	4	0.003325	0.001935	50	None	No	0.0625	NP (normality)
Lithium (mg/L)	PZ-39S	0.022	0.0027	0.04	No	4	0.01095	0.008288	0	None	No	0.0625	NP (selected)
Lithium (mg/L)	PZ-40I	0.015	0.01	0.04	No	4	0.0115	0.00238	0	None	No	0.0625	NP (normality)
Lithium (mg/L)	PZ-41S	0.005	0.00099	0.04	No	4	0.003472	0.001928	50	None	No	0.0625	NP (selected)
Lithium (mg/L)	PZ-42I	0.007808	0.0004915	0.04	No	4	0.00415	0.001611	0	None	No	0.01	Param.
Lithium (mg/L)	PZ-43S	0.005978	0.0002222	0.04	No	4	0.0031	0.001268	0	None	No	0.01	Param.
Lithium (mg/L)	PZ-44I	0.04066	0.002994	0.04	No	7	0.01943	0.02248	14.29	None	x^(1/3)	0.01	Param.
Lithium (mg/L)	SGWC-10	0.005	0.0011	0.04	No	23	0.00483	0.0008132	95.65	None	No	0.01	NP (NDs)
Lithium (mg/L)	SGWC-11	0.005	0.0029	0.04	No	23	0.003987	0.001365	60.87	None	No	0.01	NP (NDs)
Lithium (mg/L)	SGWC-12	0.005	0.0012	0.04	No	23	0.004665	0.001109	91.3	None	No	0.01	NP (NDs)
Lithium (mg/L)	SGWC-13	0.005	0.0014	0.04	No	23	0.004678	0.001066	91.3	None	No	0.01	NP (NDs)
Lithium (mg/L)	SGWC-14	0.005	0.0015	0.04	No	23	0.004678	0.001068	91.3	None	No	0.01	NP (NDs)
Lithium (mg/L)	SGWC-15	0.005	0.0034	0.04	No	23	0.004061	0.001015	47.83	None	No	0.01	NP (normality)
Lithium (mg/L)	SGWC-16	0.005	0.0015	0.04	No	23	0.004683	0.001053	91.3	None	No	0.01	NP (NDs)
Lithium (mg/L)	SGWC-17	0.005	0.0014	0.04	No	23	0.004843	0.0007507	95.65	None	No	0.01	NP (NDs)
Lithium (mg/L)	SGWC-18	0.004633	0.003856	0.04	No	23	0.004548	0.0007329	21.74	Kaplan-Meier	No	0.01	Param.
Lithium (mg/L)	SGWC-19	0.005	0.0022	0.04	No	23	0.00453	0.001393	78.26	Kaplan-Meier	No	0.01	NP (NDs)
Lithium (mg/L)	SGWC-20	0.004619	0.003663	0.04	No	22	0.004141	0.000891	4.545	None	No	0.01	Param.
Lithium (mg/L)	SGWC-21	0.005	0.0038	0.04	No	23	0.004383	0.001288	78.26	None	No	0.01	NP (NDs)
Lithium (mg/L)	SGWC-22	0.005	0.0033	0.04	No	23	0.004338	0.001356	78.26	None	No	0.01	NP (NDs)
Lithium (mg/L)	SGWC-23	0.005	0.0032	0.04	No	23	0.004161	0.000975	43.48	None	No	0.01	NP (normality)
Lithium (mg/L)	SGWC-6	0.005	0.0023	0.04	No	23	0.004722	0.0009342	91.3	None	No	0.01	NP (NDs)
Lithium (mg/L)	SGWC-7	0.005372	0.004364	0.04	No	22	0.004868	0.0009393	0	None	No	0.01	Param.
Lithium (mg/L)	SGWC-8	0.005	0.0021	0.04	No	23	0.003909	0.001548	65.22	None	No	0.01	NP (NDs)
Lithium (mg/L)	SGWC-9	0.005	0.0014	0.04	No	23	0.004843	0.0007507	95.65	None	No	0.01	NP (NDs)
Mercury (mg/L)	PZ-44I	0.0002	0.000084	0.002	No	4	0.000171	0.000058	75	None	No	0.0625	NP (NDs)
Mercury (mg/L)	SGWC-10	0.0002	0.00013	0.002	No	23	0.000197	0.0000146	95.65	None	No	0.01	NP (NDs)
Mercury (mg/L)	SGWC-11	0.0002	0.0001	0.002	No	23	0.0001957	0.00002085	95.65	None	No	0.01	NP (NDs)
Mercury (mg/L)	SGWC-12	0.0002	0.000093	0.002	No	23	0.0001953	0.00002231	95.65	None	No	0.01	NP (NDs)
Mercury (mg/L)	SGWC-13	0.0002	0.00011	0.002	No	23	0.0001961	0.00001877	95.65	None	No	0.01	NP (NDs)
Mercury (mg/L)	SGWC-14	0.0002	0.00012	0.002	No	23	0.0001873	0.00003374	82.61	None	No	0.01	NP (NDs)
Mercury (mg/L)	SGWC-15	0.0002	0.00012	0.002	No	23	0.0001616	0.00004414	47.83	None	No	0.01	NP (normality)

Confidence Intervals - All Results

Plant Scherer Client: Southern Company Data: Scherer AP Printed 5/8/2023, 1:56 PM

Constituent	Well	Upper Lim.	Lower Lim.	Compliance	Sig.	N	Mean	Std. Dev.	%NDs	ND Adj.	Transform	Alpha	Method
Mercury (mg/L)	SGWC-16	0.0002	0.000076	0.002	No	23	0.0001946	0.00002586	95.65	None	No	0.01	NP (NDs)
Mercury (mg/L)	SGWC-17	0.0002	0.00017	0.002	No	23	0.0001878	0.00002907	82.61	None	No	0.01	NP (NDs)
Mercury (mg/L)	SGWC-18	0.000177	0.0001184	0.002	No	23	0.0001807	0.00004437	34.78	Kaplan-Meier	x^2	0.01	Param.
Mercury (mg/L)	SGWC-20	0.0002	0.00013	0.002	No	23	0.0001863	0.00003732	86.96	Kaplan-Meier	No	0.01	NP (NDs)
Mercury (mg/L)	SGWC-21	0.0002	0.0001	0.002	No	23	0.0001957	0.00002085	95.65	Kaplan-Meier	No	0.01	NP (NDs)
Mercury (mg/L)	SGWC-22	0.0002	0.000099	0.002	No	23	0.0001956	0.00002106	95.65	Kaplan-Meier	No	0.01	NP (NDs)
Mercury (mg/L)	SGWC-23	0.00028	0.00011	0.002	No	23	0.00019	0.00004099	82.61	None	No	0.01	NP (NDs)
Mercury (mg/L)	SGWC-6	0.0002	0.00011	0.002	No	23	0.0001961	0.00001877	95.65	None	No	0.01	NP (NDs)
Mercury (mg/L)	SGWC-7	0.0002	0.00011	0.002	No	23	0.0001961	0.00001877	95.65	None	No	0.01	NP (NDs)
Mercury (mg/L)	SGWC-8	0.0002	0.000076	0.002	No	23	0.0001946	0.00002586	95.65	None	No	0.01	NP (NDs)
Mercury (mg/L)	SGWC-9	0.0002	0.0001	0.002	No	23	0.0001957	0.00002085	95.65	None	No	0.01	NP (NDs)
Molybdenum (mg/L)	SGWC-12	0.015	0.0012	0.1	No	22	0.01374	0.004075	90.91	None	No	0.01	NP (NDs)
Molybdenum (mg/L)	SGWC-14	0.015	0.003	0.1	No	22	0.01381	0.003868	90.91	None	No	0.01	NP (NDs)
Molybdenum (mg/L)	SGWC-23	0.015	0.00062	0.1	No	22	0.01435	0.003066	95.45	None	No	0.01	NP (NDs)
Molybdenum (mg/L)	SGWC-6	0.015	0.00099	0.1	No	22	0.01371	0.004165	90.91	None	No	0.01	NP (NDs)
Molybdenum (mg/L)	SGWC-7	0.00343	0.0012	0.1	No	22	0.00477	0.005725	22.73	None	No	0.01	NP (normality)
Molybdenum (mg/L)	SGWC-8	0.015	0.0008	0.1	No	22	0.01371	0.004189	90.91	None	No	0.01	NP (NDs)
Molybdenum (mg/L)	SGWC-9	0.015	0.00099	0.1	No	22	0.00928	0.007042	59.09	None	No	0.01	NP (NDs)
Selenium (mg/L)	PZ-171	0.005	0.00047	0.05	No	4	0.003867	0.002265	75	Kaplan-Meier	No	0.0625	NP (NDs)
Selenium (mg/L)	PZ-39S	0.002534	0.0008658	0.05	No	4	0.0017	0.0004243	25	Kaplan-Meier	No	0.01	Param.
Selenium (mg/L)	PZ-40I	0.005	0.00059	0.05	No	4	0.003897	0.002205	75	Kaplan-Meier	No	0.0625	NP (NDs)
Selenium (mg/L)	PZ-41S	0.00843	0.00352	0.05	No	4	0.005975	0.001081	0	None	No	0.01	Param.
Selenium (mg/L)	PZ-42I	0.005	0.00026	0.05	No	4	0.003815	0.00237	75	None	No	0.0625	NP (NDs)
Selenium (mg/L)	PZ-44I	0.005	0.00046	0.05	No	4	0.003865	0.00227	75	Kaplan-Meier	No	0.0625	NP (NDs)
Selenium (mg/L)	SGWC-11	0.005	0.00046	0.05	No	23	0.004803	0.0009467	95.65	None	No	0.01	NP (NDs)
Selenium (mg/L)	SGWC-12	0.005	0.00031	0.05	No	23	0.004796	0.0009779	95.65	None	No	0.01	NP (NDs)
Selenium (mg/L)	SGWC-13	0.005	0.00064	0.05	No	23	0.004606	0.001306	91.3	None	No	0.01	NP (NDs)
Selenium (mg/L)	SGWC-14	0.005	0.00084	0.05	No	23	0.00463	0.001225	91.3	None	No	0.01	NP (NDs)
Selenium (mg/L)	SGWC-15	0.005	0.0014	0.05	No	23	0.004222	0.002473	56.52	None	No	0.01	NP (NDs)
Selenium (mg/L)	SGWC-16	0.005	0.0012	0.05	No	23	0.003495	0.001937	60.87	None	No	0.01	NP (NDs)
Selenium (mg/L)	SGWC-17	0.005	0.00064	0.05	No	23	0.004398	0.00159	86.96	None	No	0.01	NP (NDs)
Selenium (mg/L)	SGWC-18	0.009377	0.003281	0.05	No	23	0.007789	0.00801	8.696	None	x^(1/3)	0.01	Param.
Selenium (mg/L)	SGWC-19	0.005	0.00099	0.05	No	23	0.004264	0.001642	82.61	None	No	0.01	NP (NDs)
Selenium (mg/L)	SGWC-20	0.005	0.00396	0.05	No	23	0.004059	0.001766	69.57	None	No	0.01	NP (NDs)
Selenium (mg/L)	SGWC-23	0.005	0.00075	0.05	No	23	0.004198	0.00179	82.61	None	No	0.01	NP (NDs)
Selenium (mg/L)	SGWC-6	0.005	0.00057	0.05	No	23	0.004401	0.001581	86.96	None	No	0.01	NP (NDs)
Selenium (mg/L)	SGWC-7	0.005	0.00034	0.05	No	23	0.004797	0.0009717	95.65	None	No	0.01	NP (NDs)
Thallium (mg/L)	SGWC-10	0.001	0.00075	0.002	No	23	0.000917	0.0002423	86.96	None	No	0.01	NP (NDs)
Thallium (mg/L)	SGWC-11	0.001	0.00016	0.002	No	23	0.0009265	0.0002435	91.3	None	No	0.01	NP (NDs)
Thallium (mg/L)	SGWC-12	0.001	0.00034	0.002	No	23	0.0009378	0.0002067	91.3	None	No	0.01	NP (NDs)
Thallium (mg/L)	SGWC-13	0.001	0.00022	0.002	No	23	0.0009661	0.0001626	95.65	None	No	0.01	NP (NDs)
Thallium (mg/L)	SGWC-14	0.0011	0.00035	0.002	No	23	0.0009043	0.0002683	82.61	None	No	0.01	NP (NDs)
Thallium (mg/L)	SGWC-15	0.001	0.0001	0.002	No	23	0.0006023	0.0004326	52.17	None	No	0.01	NP (NDs)
Thallium (mg/L)	SGWC-17	0.001	0.00024	0.002	No	23	0.000967	0.0001585	95.65	None	No	0.01	NP (NDs)
Thallium (mg/L)	SGWC-18	0.00066	0.00013	0.002	No	23	0.0003659	0.0003325	17.39	None	No	0.01	NP (normality)
Thallium (mg/L)	SGWC-20	0.00028	0.00016	0.002	No	23	0.000327	0.0003199	17.39	None	No	0.01	NP (normality)
Thallium (mg/L)	SGWC-22	0.001	0.00038	0.002	No	23	0.000973	0.0001293	95.65	None	No	0.01	NP (NDs)
Thallium (mg/L)	SGWC-23	0.001	0.00016	0.002	No	23	0.0009635	0.0001752	95.65	None	No	0.01	NP (NDs)
Thallium (mg/L)	SGWC-6	0.001	0.00049	0.002	No	23	0.000877	0.000279	82.61	None	No	0.01	NP (NDs)
Thallium (mg/L)	SGWC-7	0.001	0.00042	0.002	No	23	0.0009409	0.0001982	91.3	None	No	0.01	NP (NDs)
Thallium (mg/L)	SGWC-8	0.001	0.00079	0.002	No	23	0.0008883	0.0002709	82.61	None	No	0.01	NP (NDs)
Thallium (mg/L)	SGWC-9	0.001	0.0004	0.002	No	23	0.0009422	0.0001926	91.3	None	No	0.01	NP (NDs)

Appendix IV Trend Tests - Significant Results

Plant Scherer Client: Southern Company Data: Scherer AP Printed 5/3/2023, 10:51 AM

<u>Constituent</u>	<u>Well</u>	<u>Slope</u>	<u>Calc.</u>	<u>Critical</u>	<u>Sig.</u>	<u>N</u>	<u>%NDs</u>	<u>Normality</u>	<u>Xform</u>	<u>Alpha</u>	<u>Method</u>
Cobalt (mg/L)	SGWA-1 (bg)	-0.002606	-187	-98	Yes	23	0	n/a	n/a	0.01	NP
Cobalt (mg/L)	SGWA-25 (bg)	-0.001984	-187	-98	Yes	23	8.696	n/a	n/a	0.01	NP
Cobalt (mg/L)	SGWC-11	-0.002933	-190	-98	Yes	23	0	n/a	n/a	0.01	NP
Cobalt (mg/L)	SGWC-20	-0.02272	-162	-98	Yes	23	0	n/a	n/a	0.01	NP

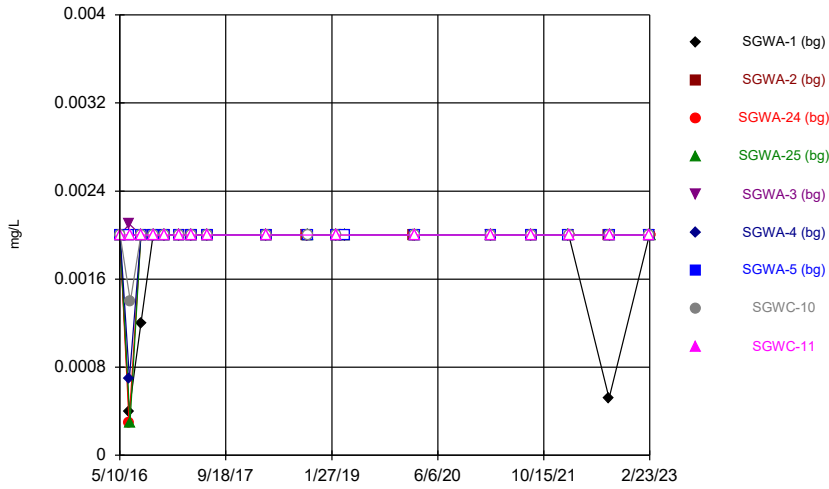
Appendix IV Trend Tests - All Results

Plant Scherer Client: Southern Company Data: Scherer AP Printed 5/3/2023, 10:51 AM

Constituent	Well	Slope	Calc.	Critical	Sig.	N	%NDs	Normality	Xform	Alpha	Method
Cobalt (mg/L)	SGWA-1 (bg)	-0.002606	-187	-98	Yes	23	0	n/a	n/a	0.01	NP
Cobalt (mg/L)	SGWA-2 (bg)	0	5	98	No	23	91.3	n/a	n/a	0.01	NP
Cobalt (mg/L)	SGWA-24 (bg)	0	-15	-98	No	23	65.22	n/a	n/a	0.01	NP
Cobalt (mg/L)	SGWA-25 (bg)	-0.001984	-187	-98	Yes	23	8.696	n/a	n/a	0.01	NP
Cobalt (mg/L)	SGWA-3 (bg)	0	18	98	No	23	95.65	n/a	n/a	0.01	NP
Cobalt (mg/L)	SGWA-4 (bg)	0	9	98	No	23	91.3	n/a	n/a	0.01	NP
Cobalt (mg/L)	SGWA-5 (bg)	0	0	98	No	23	100	n/a	n/a	0.01	NP
Cobalt (mg/L)	SGWC-10	0	-1	-98	No	23	0	n/a	n/a	0.01	NP
Cobalt (mg/L)	SGWC-11	-0.002933	-190	-98	Yes	23	0	n/a	n/a	0.01	NP
Cobalt (mg/L)	SGWC-15	-0.002451	-52	-98	No	23	0	n/a	n/a	0.01	NP
Cobalt (mg/L)	SGWC-18	-0.006116	-68	-98	No	23	0	n/a	n/a	0.01	NP
Cobalt (mg/L)	SGWC-20	-0.02272	-162	-98	Yes	23	0	n/a	n/a	0.01	NP

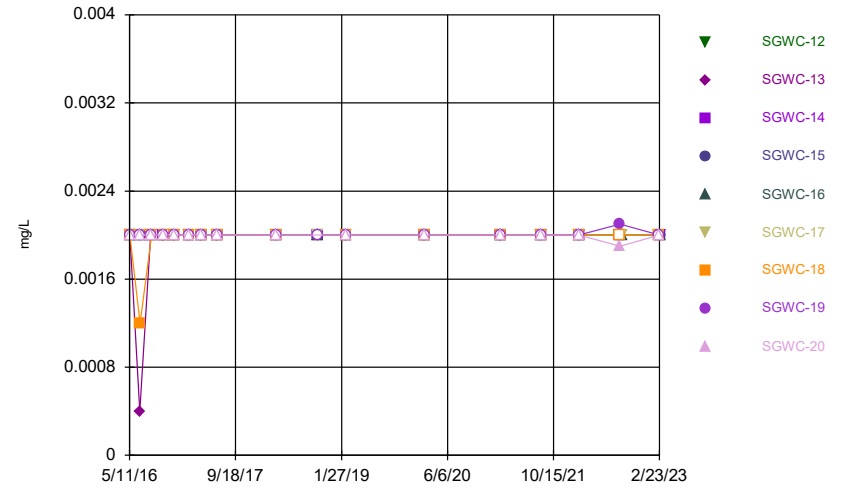
FIGURE A.

Time Series



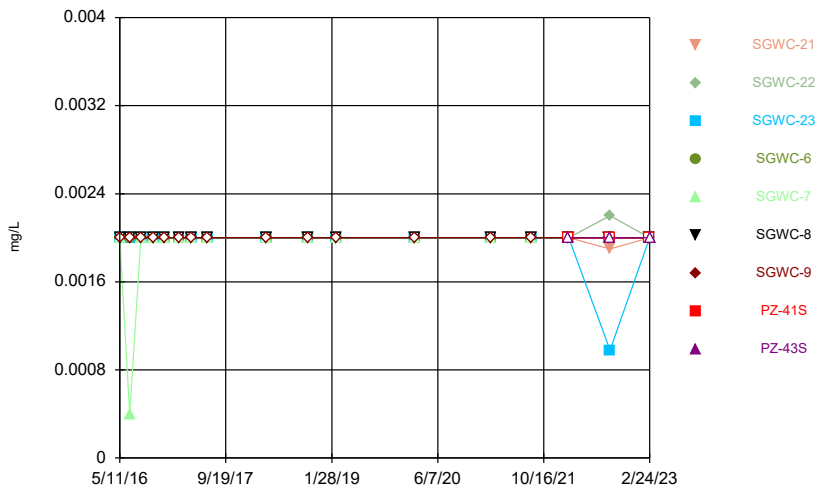
Constituent: Antimony Analysis Run 5/8/2023 2:09 PM
Plant Scherer Client: Southern Company Data: Scherer AP

Time Series



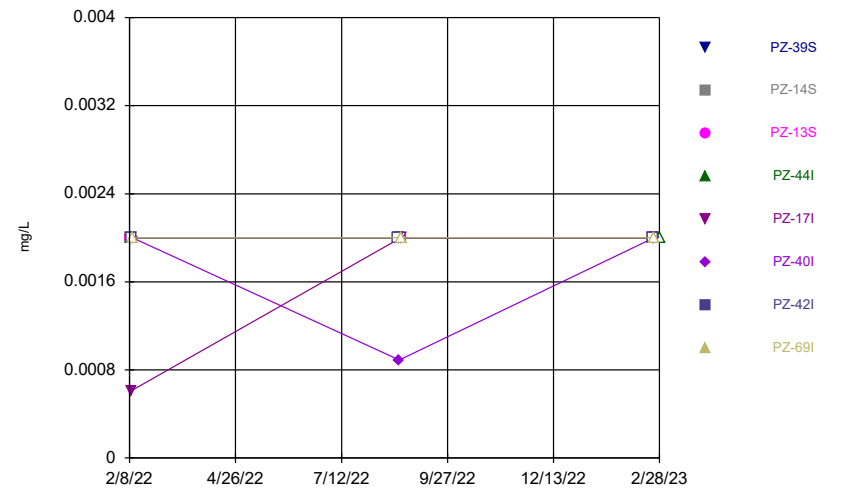
Constituent: Antimony Analysis Run 5/8/2023 2:09 PM
Plant Scherer Client: Southern Company Data: Scherer AP

Time Series



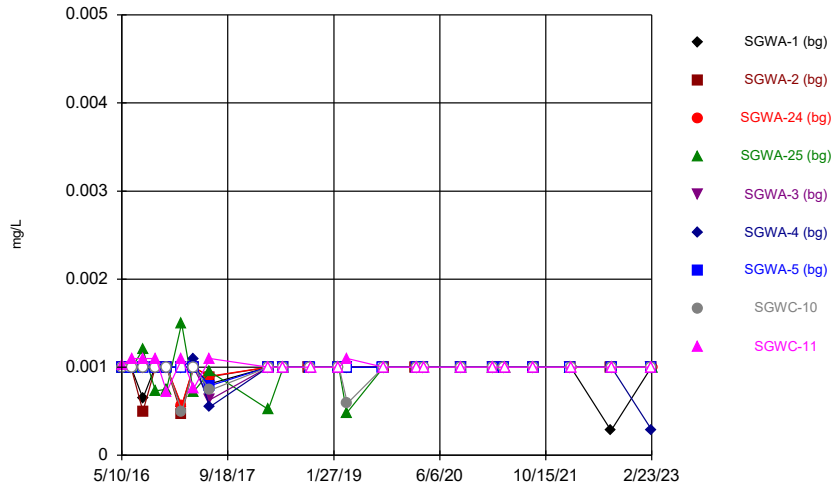
Constituent: Antimony Analysis Run 5/8/2023 2:09 PM
Plant Scherer Client: Southern Company Data: Scherer AP

Time Series



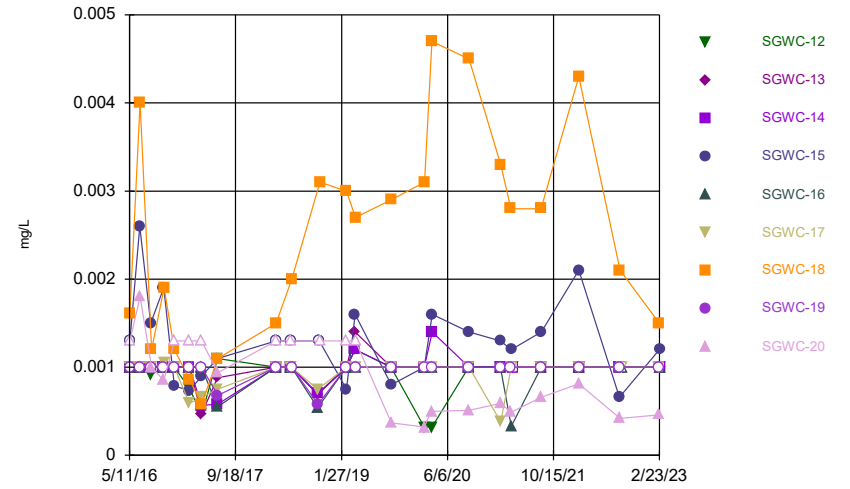
Constituent: Antimony Analysis Run 5/8/2023 2:09 PM
Plant Scherer Client: Southern Company Data: Scherer AP

Time Series



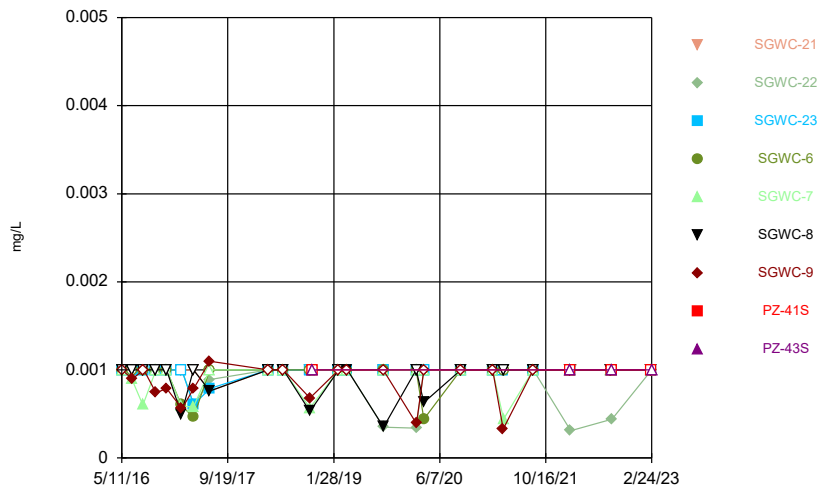
Constituent: Arsenic Analysis Run 5/8/2023 2:09 PM
Plant Scherer Client: Southern Company Data: Scherer AP

Time Series



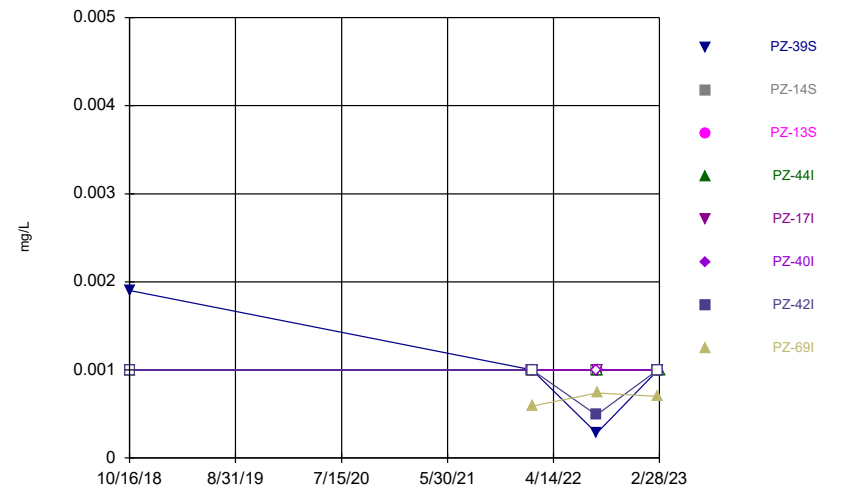
Constituent: Arsenic Analysis Run 5/8/2023 2:09 PM
Plant Scherer Client: Southern Company Data: Scherer AP

Time Series



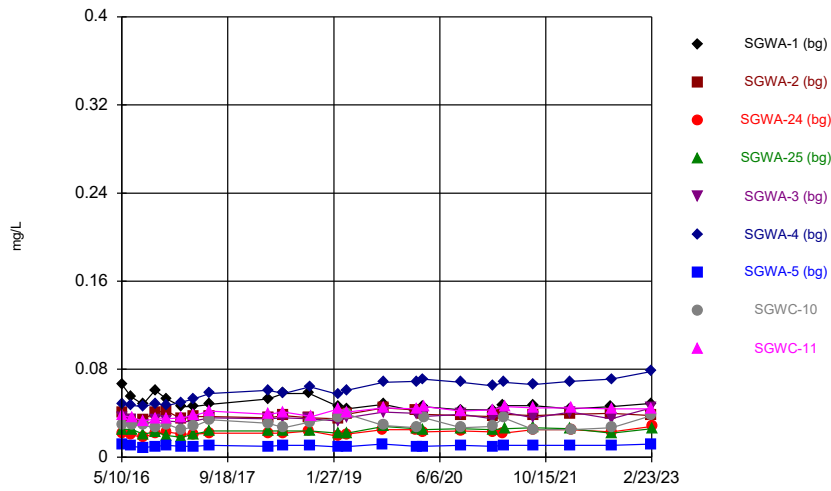
Constituent: Arsenic Analysis Run 5/8/2023 2:09 PM
Plant Scherer Client: Southern Company Data: Scherer AP

Time Series



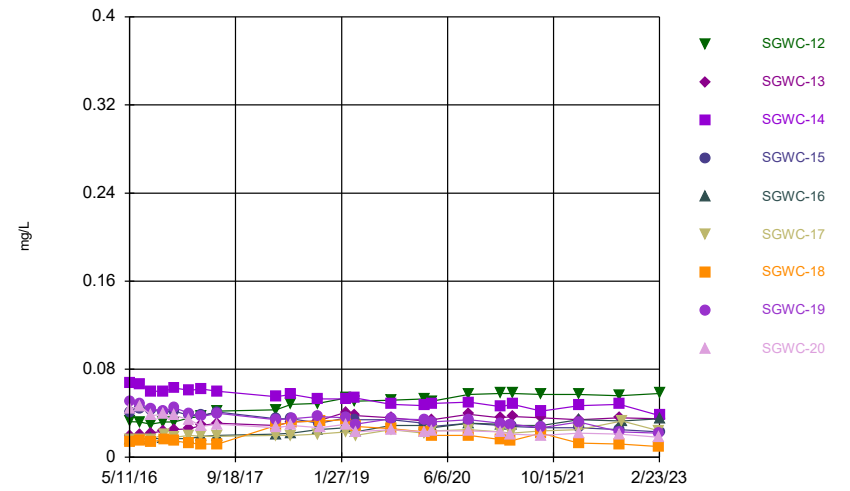
Constituent: Arsenic Analysis Run 5/8/2023 2:09 PM
Plant Scherer Client: Southern Company Data: Scherer AP

Time Series



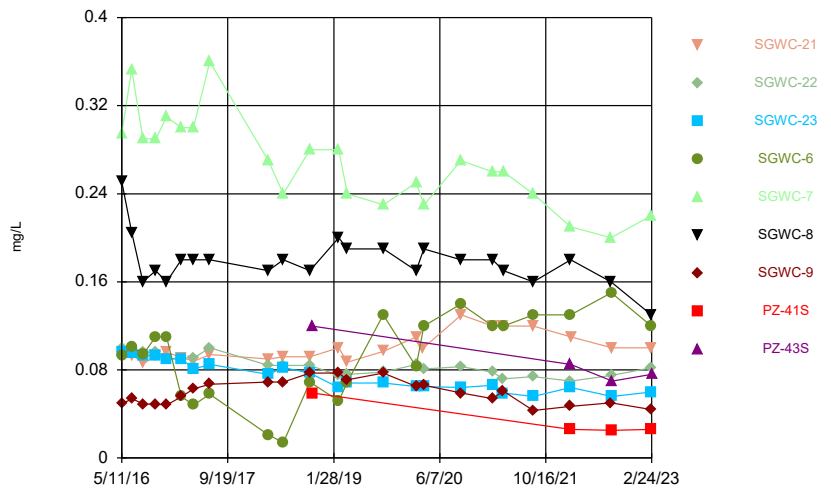
Constituent: Barium Analysis Run 5/8/2023 2:10 PM
Plant Scherer Client: Southern Company Data: Scherer AP

Time Series



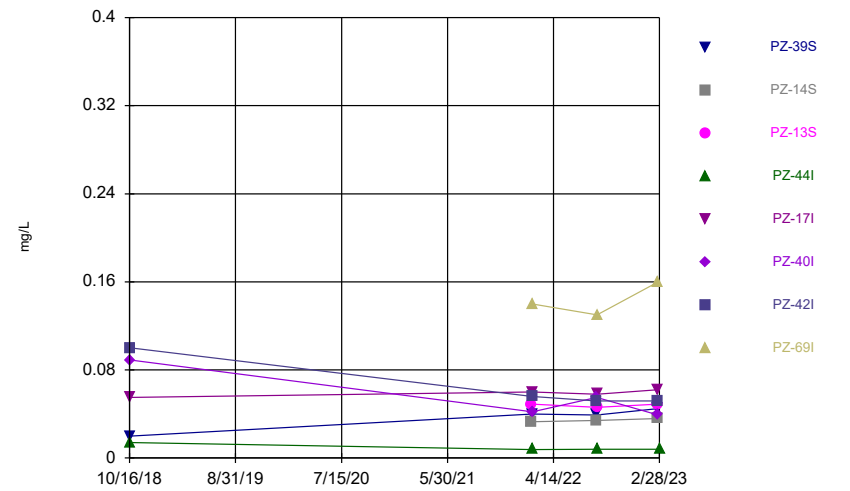
Constituent: Barium Analysis Run 5/8/2023 2:10 PM
Plant Scherer Client: Southern Company Data: Scherer AP

Time Series



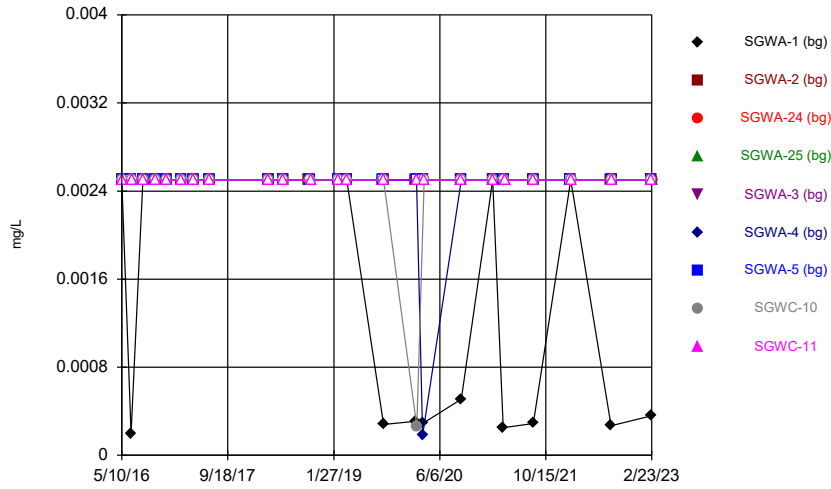
Constituent: Barium Analysis Run 5/8/2023 2:10 PM
Plant Scherer Client: Southern Company Data: Scherer AP

Time Series



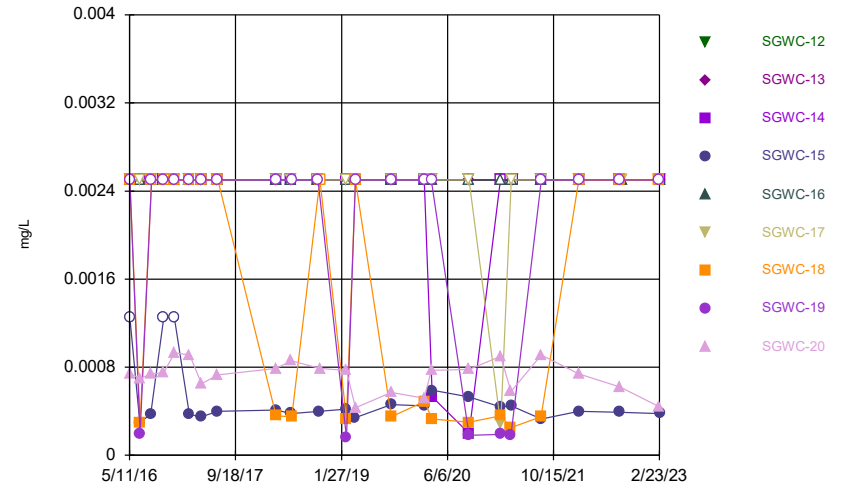
Constituent: Barium Analysis Run 5/8/2023 2:10 PM
Plant Scherer Client: Southern Company Data: Scherer AP

Time Series



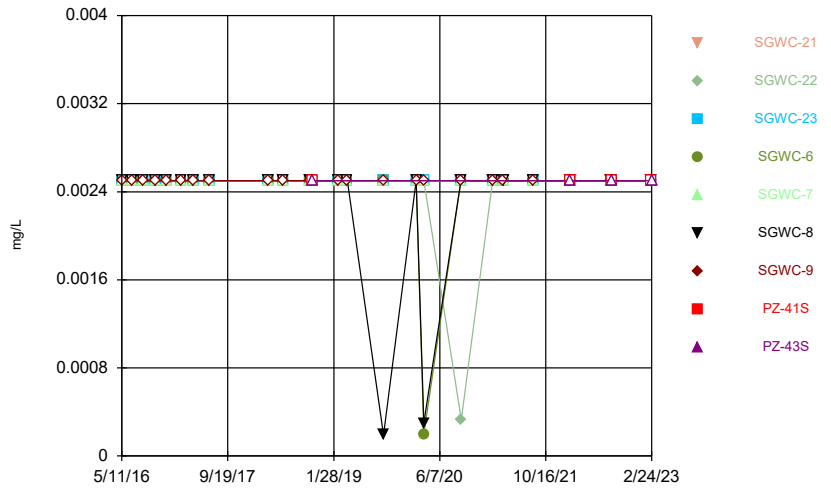
Constituent: Beryllium Analysis Run 5/8/2023 2:10 PM
Plant Scherer Client: Southern Company Data: Scherer AP

Time Series



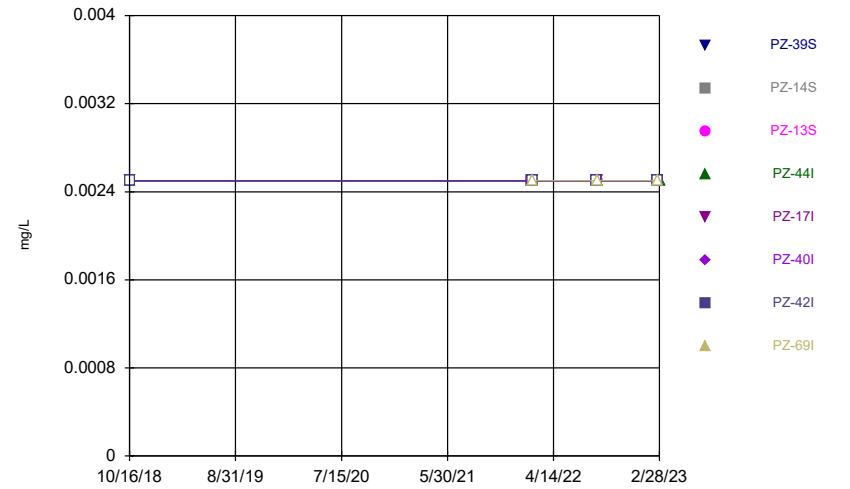
Constituent: Beryllium Analysis Run 5/8/2023 2:10 PM
Plant Scherer Client: Southern Company Data: Scherer AP

Time Series



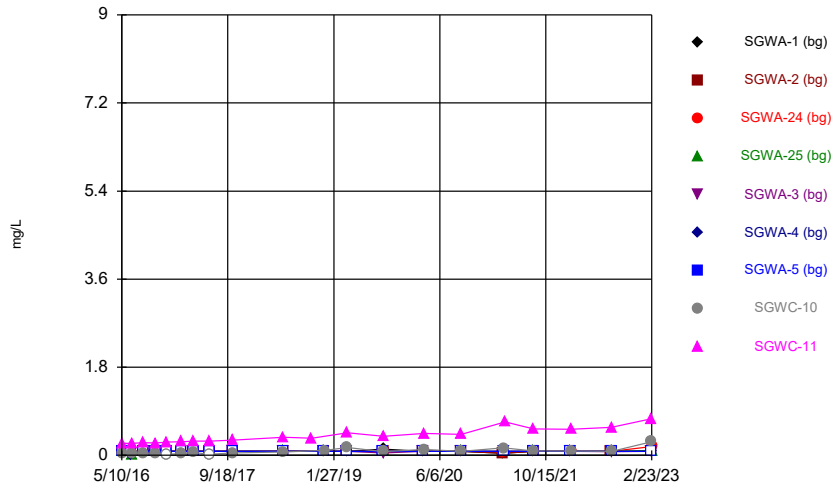
Constituent: Beryllium Analysis Run 5/8/2023 2:10 PM
Plant Scherer Client: Southern Company Data: Scherer AP

Time Series



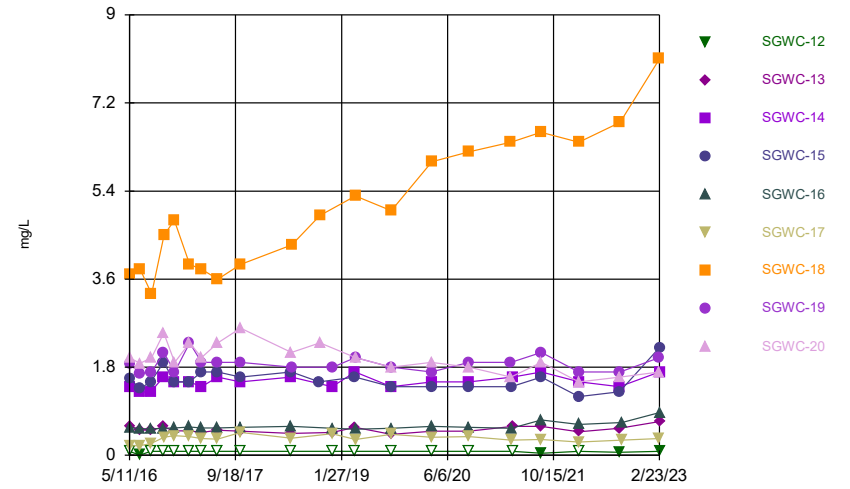
Constituent: Beryllium Analysis Run 5/8/2023 2:10 PM
Plant Scherer Client: Southern Company Data: Scherer AP

Time Series



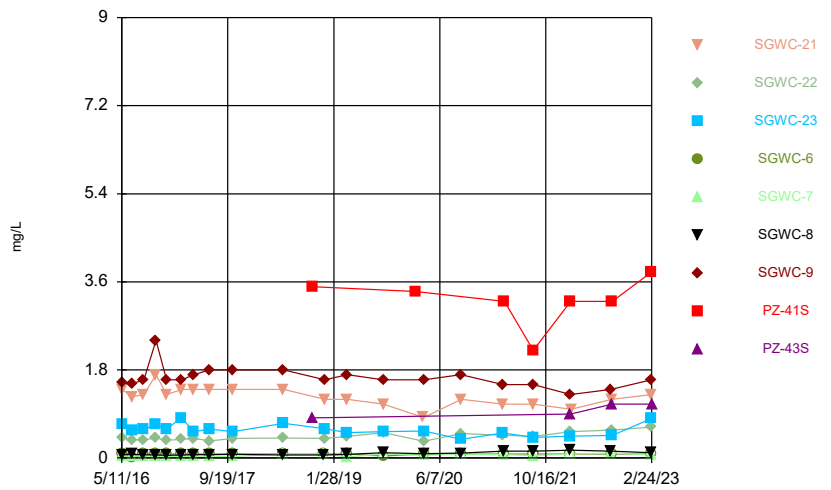
Constituent: Boron, total Analysis Run 5/8/2023 2:10 PM
Plant Scherer Client: Southern Company Data: Scherer AP

Time Series



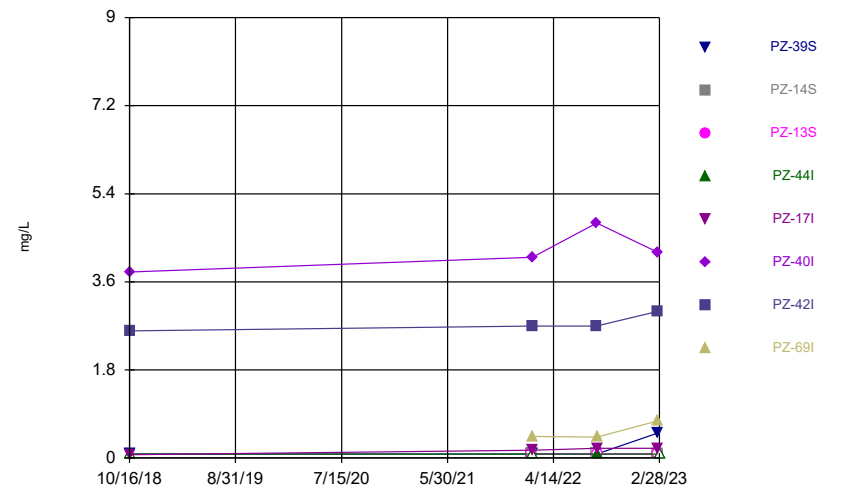
Constituent: Boron, total Analysis Run 5/8/2023 2:10 PM
Plant Scherer Client: Southern Company Data: Scherer AP

Time Series



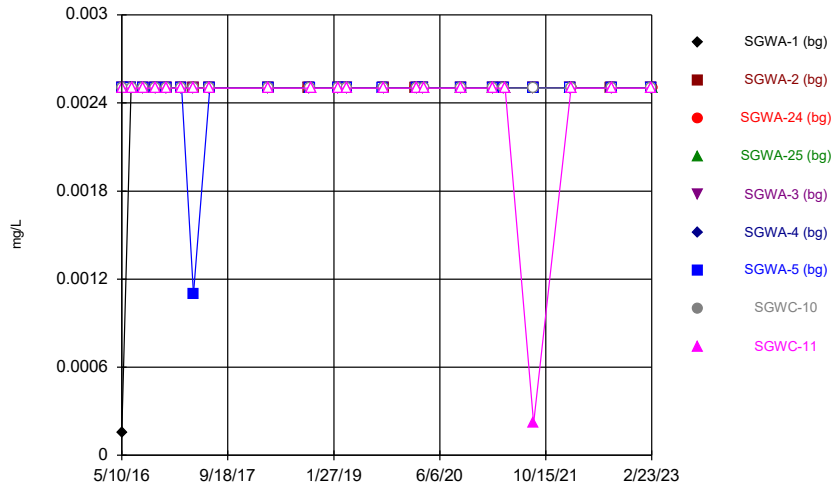
Constituent: Boron, total Analysis Run 5/8/2023 2:10 PM
Plant Scherer Client: Southern Company Data: Scherer AP

Time Series



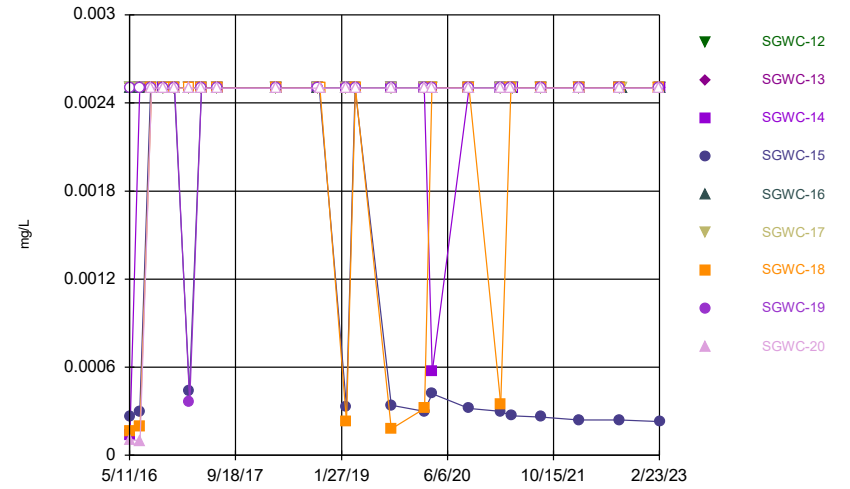
Constituent: Boron, total Analysis Run 5/8/2023 2:10 PM
Plant Scherer Client: Southern Company Data: Scherer AP

Time Series



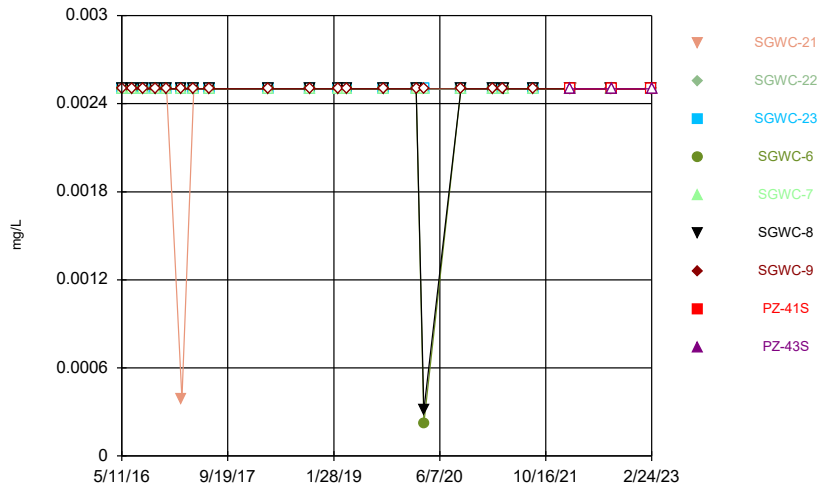
Constituent: Cadmium Analysis Run 5/8/2023 2:10 PM
Plant Scherer Client: Southern Company Data: Scherer AP

Time Series



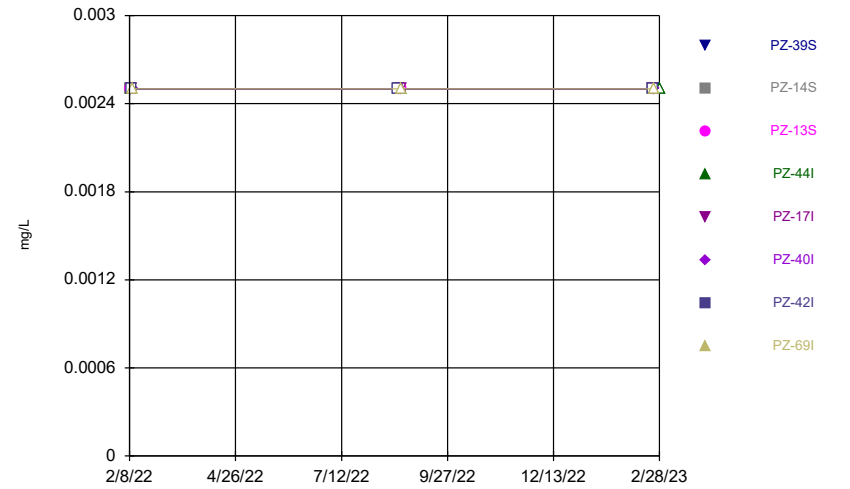
Constituent: Cadmium Analysis Run 5/8/2023 2:10 PM
Plant Scherer Client: Southern Company Data: Scherer AP

Time Series



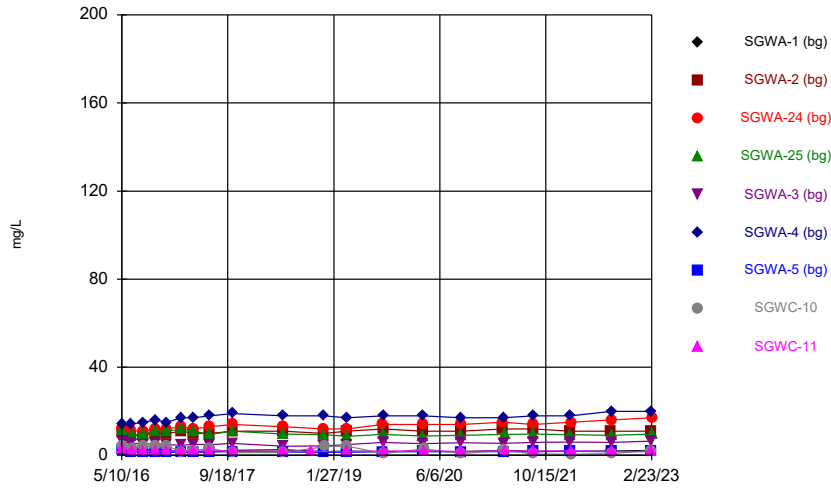
Constituent: Cadmium Analysis Run 5/8/2023 2:10 PM
Plant Scherer Client: Southern Company Data: Scherer AP

Time Series



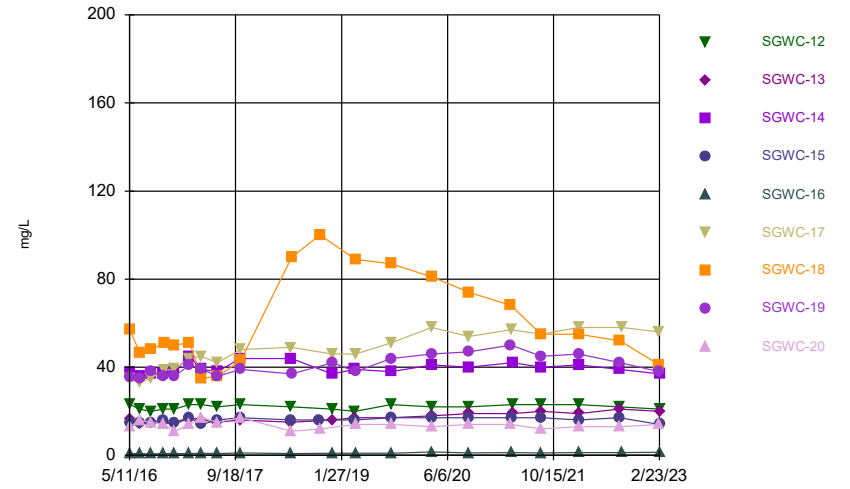
Constituent: Cadmium Analysis Run 5/8/2023 2:10 PM
Plant Scherer Client: Southern Company Data: Scherer AP

Time Series



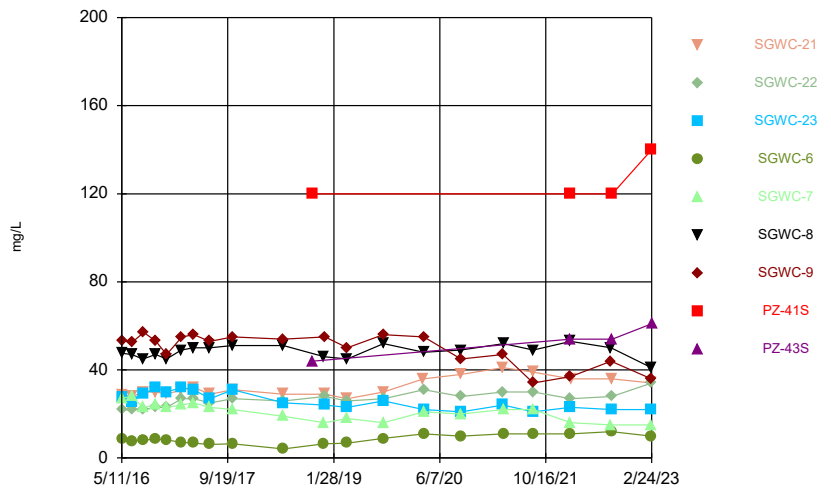
Constituent: Calcium, total Analysis Run 5/8/2023 2:10 PM
Plant Scherer Client: Southern Company Data: Scherer AP

Time Series



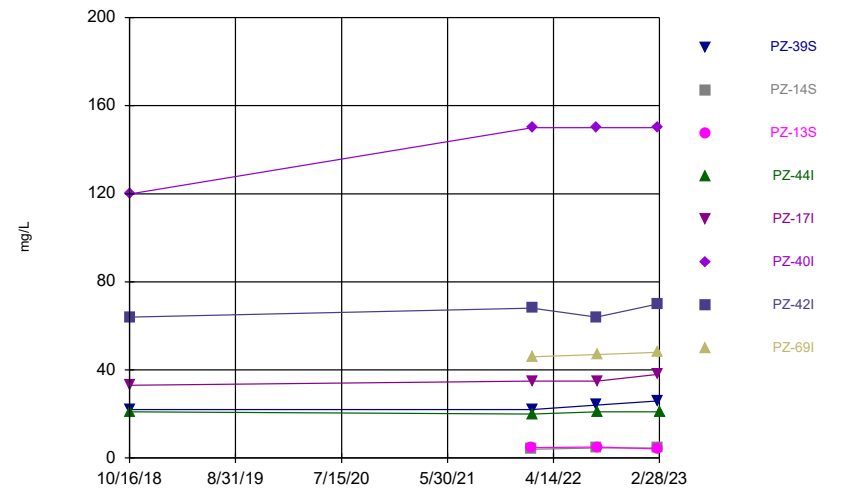
Constituent: Calcium, total Analysis Run 5/8/2023 2:10 PM
Plant Scherer Client: Southern Company Data: Scherer AP

Time Series



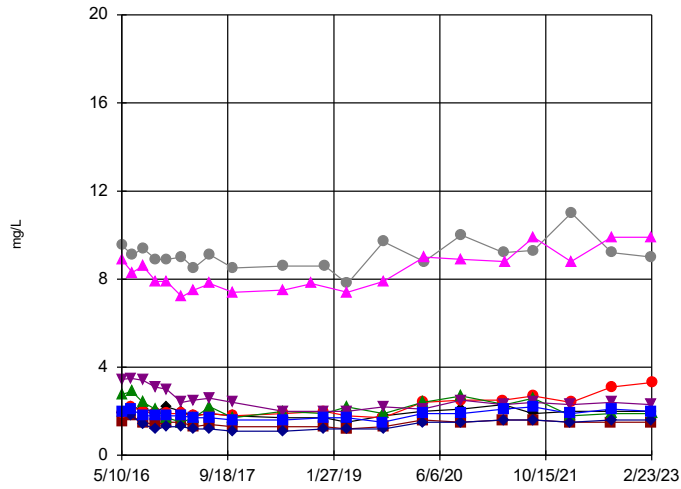
Constituent: Calcium, total Analysis Run 5/8/2023 2:10 PM
Plant Scherer Client: Southern Company Data: Scherer AP

Time Series



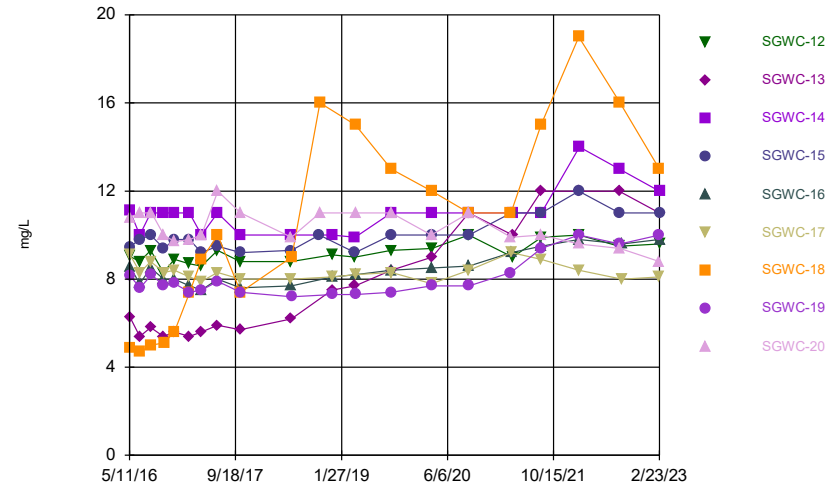
Constituent: Calcium, total Analysis Run 5/8/2023 2:10 PM
Plant Scherer Client: Southern Company Data: Scherer AP

Time Series



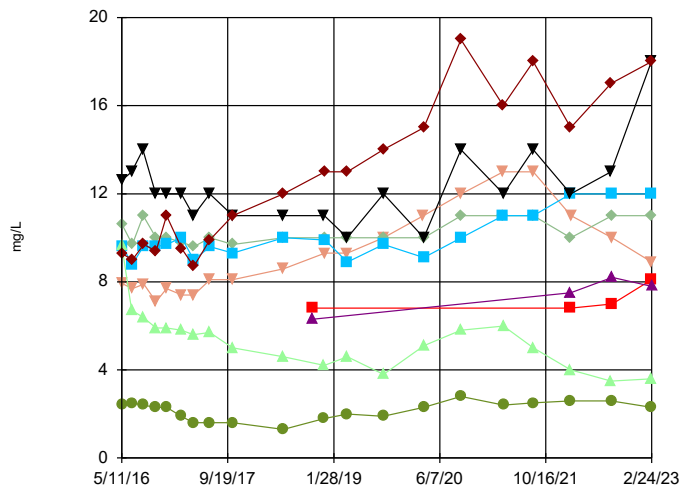
Constituent: Chloride, Total Analysis Run 5/8/2023 2:10 PM
Plant Scherer Client: Southern Company Data: Scherer AP

Time Series



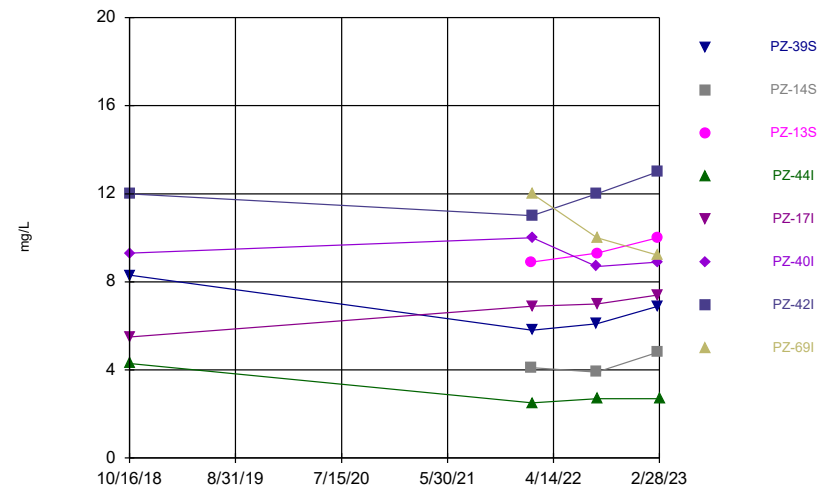
Constituent: Chloride, Total Analysis Run 5/8/2023 2:10 PM
Plant Scherer Client: Southern Company Data: Scherer AP

Time Series



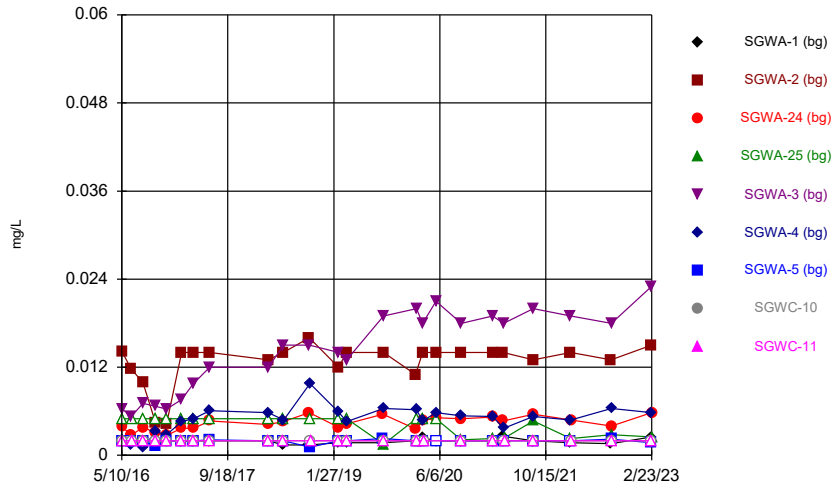
Constituent: Chloride, Total Analysis Run 5/8/2023 2:10 PM
Plant Scherer Client: Southern Company Data: Scherer AP

Time Series



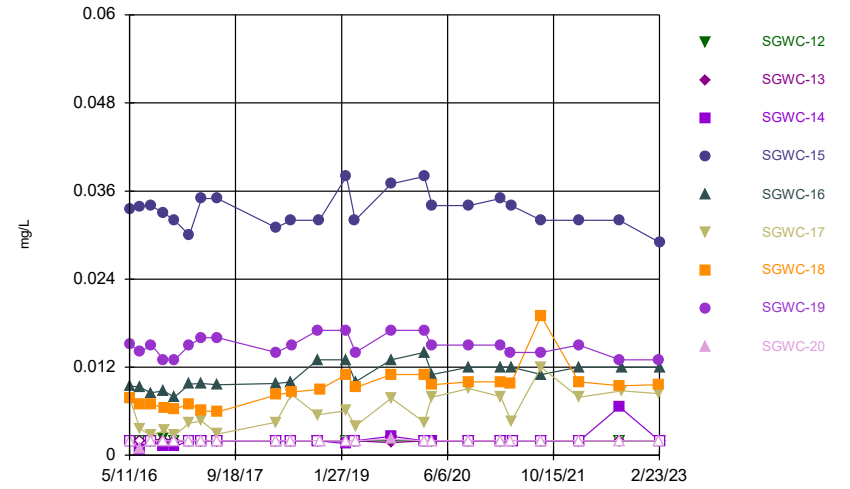
Constituent: Chloride, Total Analysis Run 5/8/2023 2:10 PM
Plant Scherer Client: Southern Company Data: Scherer AP

Time Series



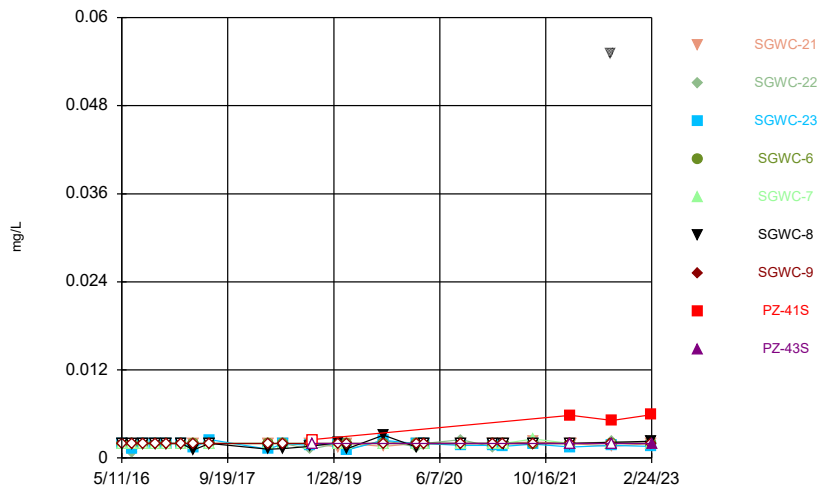
Constituent: Chromium Analysis Run 5/8/2023 2:10 PM
Plant Scherer Client: Southern Company Data: Scherer AP

Time Series



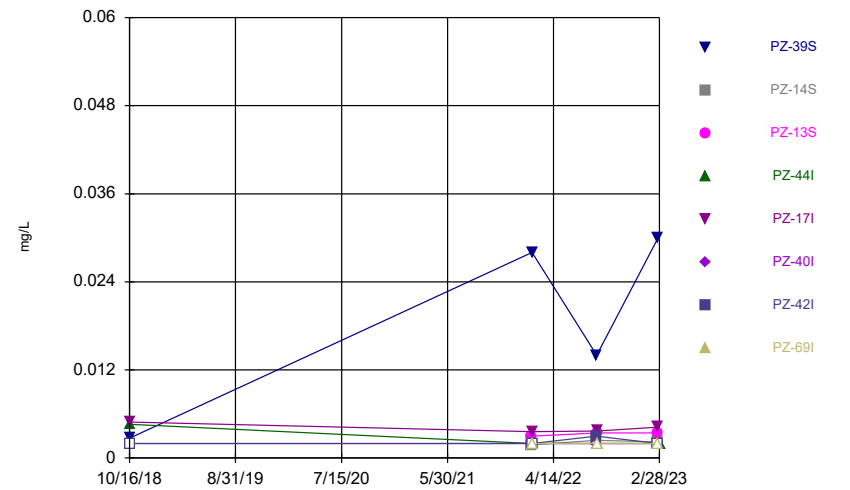
Constituent: Chromium Analysis Run 5/8/2023 2:10 PM
Plant Scherer Client: Southern Company Data: Scherer AP

Time Series



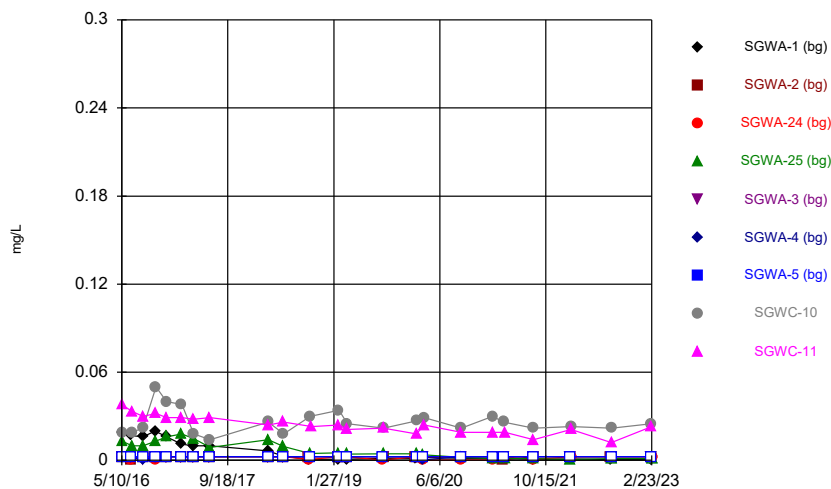
Constituent: Chromium Analysis Run 5/8/2023 2:10 PM
Plant Scherer Client: Southern Company Data: Scherer AP

Time Series



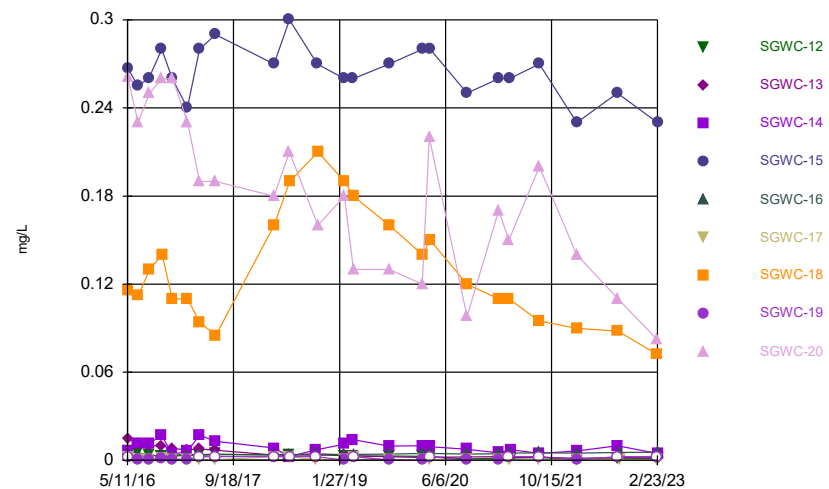
Constituent: Chromium Analysis Run 5/8/2023 2:10 PM
Plant Scherer Client: Southern Company Data: Scherer AP

Time Series



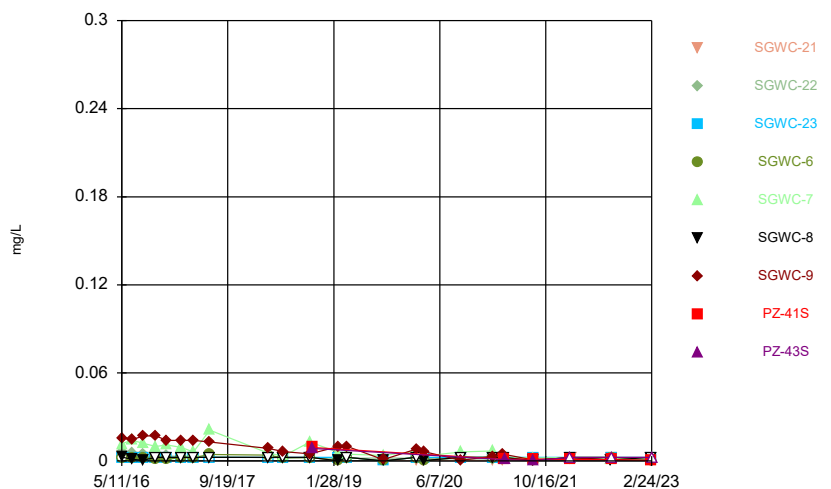
Constituent: Cobalt Analysis Run 5/8/2023 2:10 PM
Plant Scherer Client: Southern Company Data: Scherer AP

Time Series



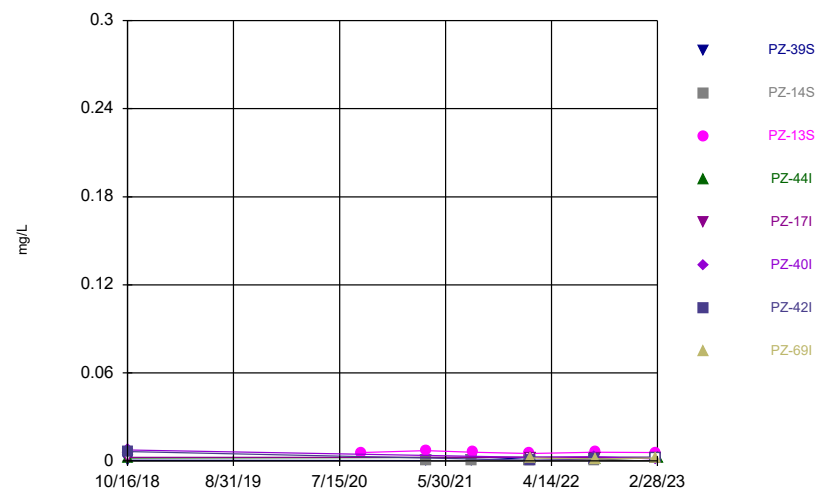
Constituent: Cobalt Analysis Run 5/8/2023 2:10 PM
Plant Scherer Client: Southern Company Data: Scherer AP

Time Series



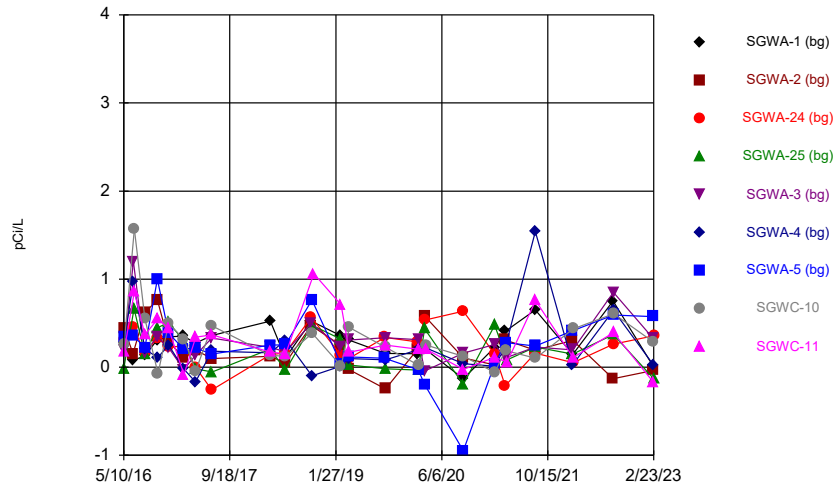
Constituent: Cobalt Analysis Run 5/8/2023 2:10 PM
Plant Scherer Client: Southern Company Data: Scherer AP

Time Series



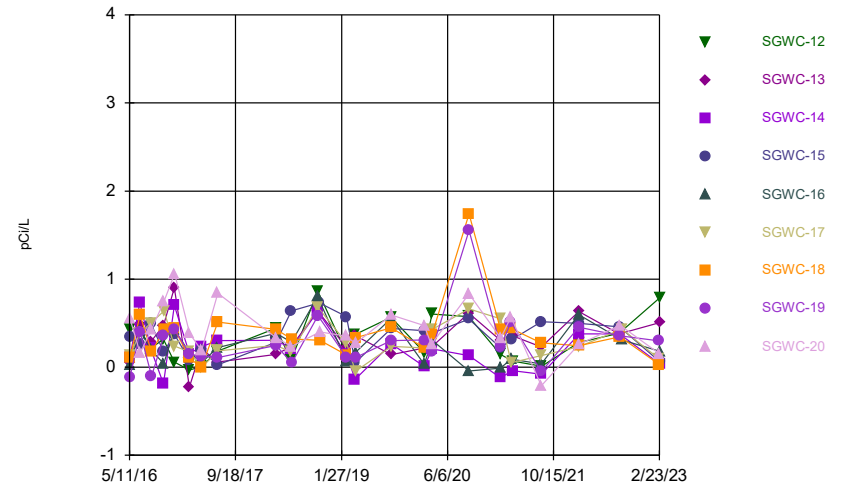
Constituent: Cobalt Analysis Run 5/8/2023 2:10 PM
Plant Scherer Client: Southern Company Data: Scherer AP

Time Series



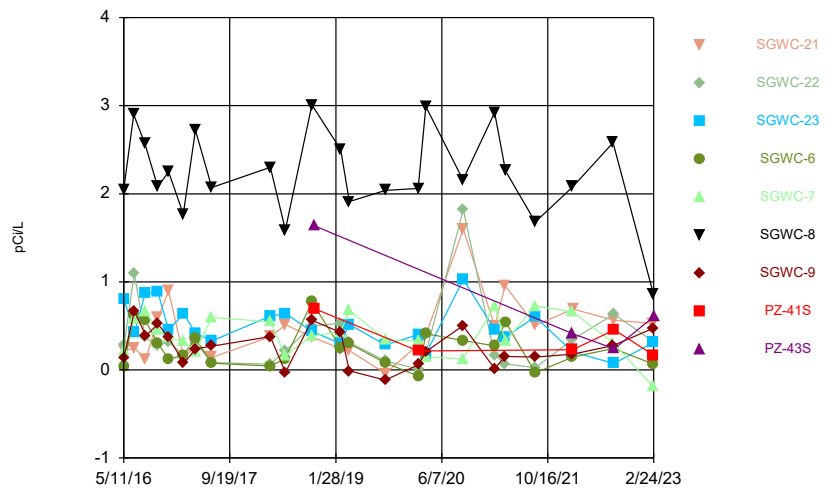
Constituent: Combined Radium 226 + 228 Analysis Run 5/8/2023 2:10 PM
Plant Scherer Client: Southern Company Data: Scherer AP

Time Series



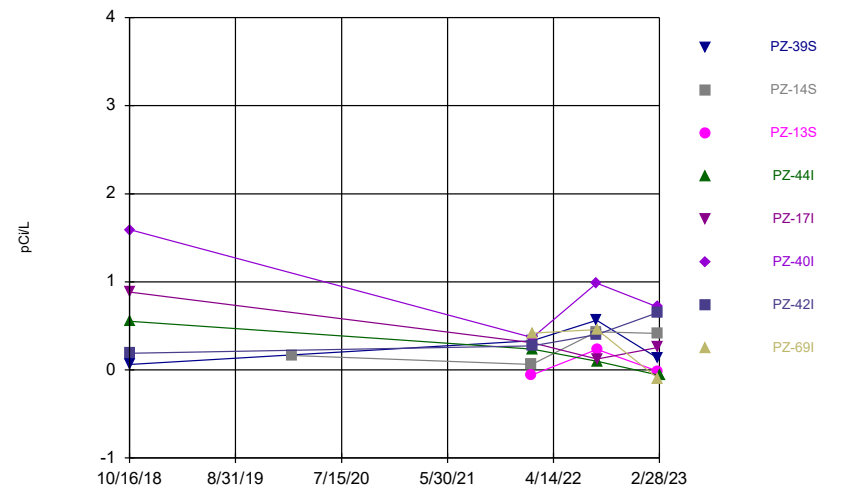
Constituent: Combined Radium 226 + 228 Analysis Run 5/8/2023 2:10 PM
Plant Scherer Client: Southern Company Data: Scherer AP

Time Series



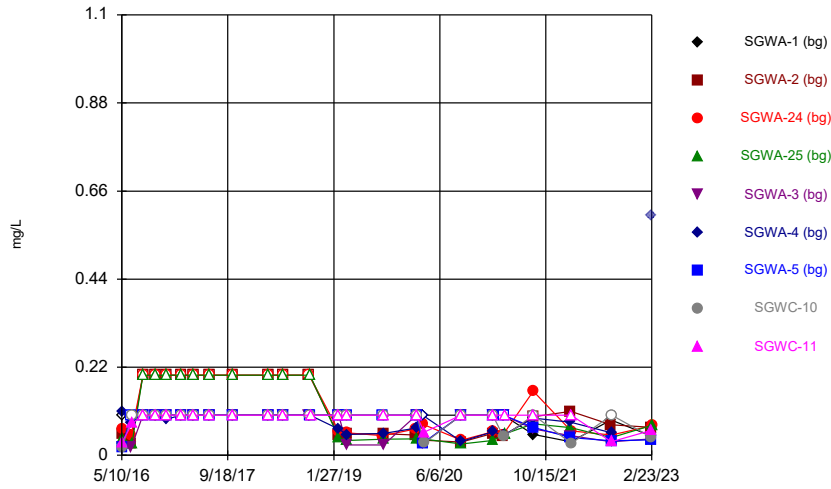
Constituent: Combined Radium 226 + 228 Analysis Run 5/8/2023 2:10 PM
Plant Scherer Client: Southern Company Data: Scherer AP

Time Series



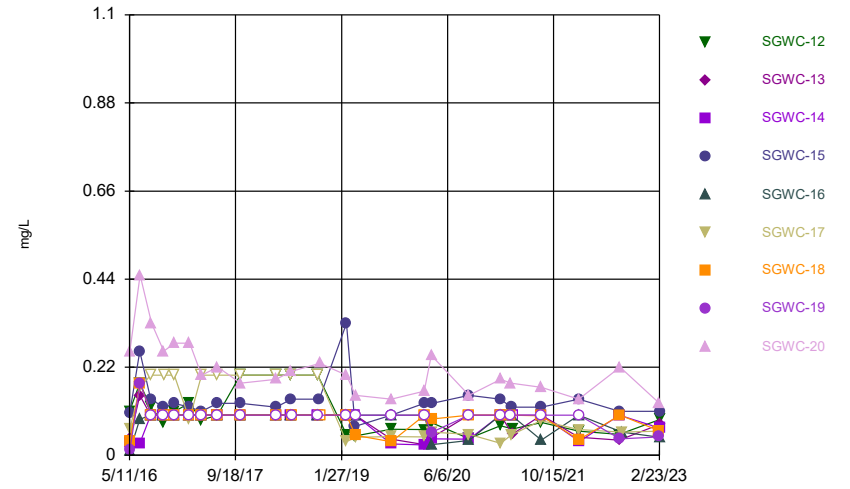
Constituent: Combined Radium 226 + 228 Analysis Run 5/8/2023 2:10 PM
Plant Scherer Client: Southern Company Data: Scherer AP

Time Series



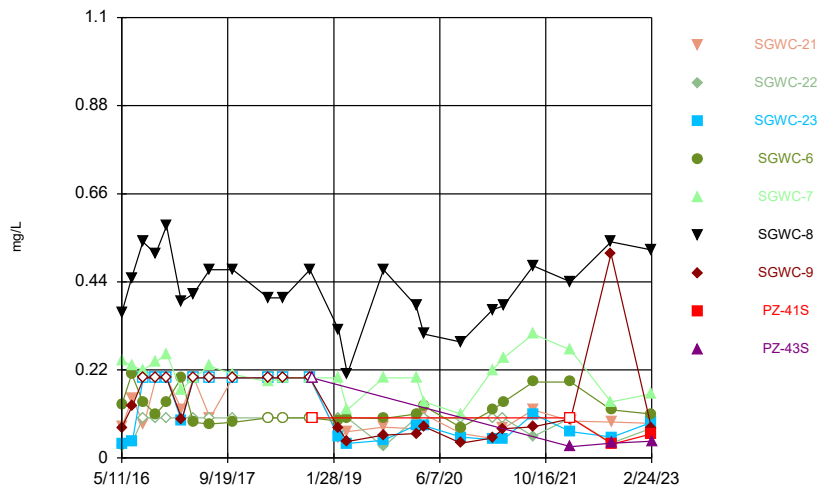
Constituent: Fluoride, total Analysis Run 5/8/2023 2:10 PM
Plant Scherer Client: Southern Company Data: Scherer AP

Time Series



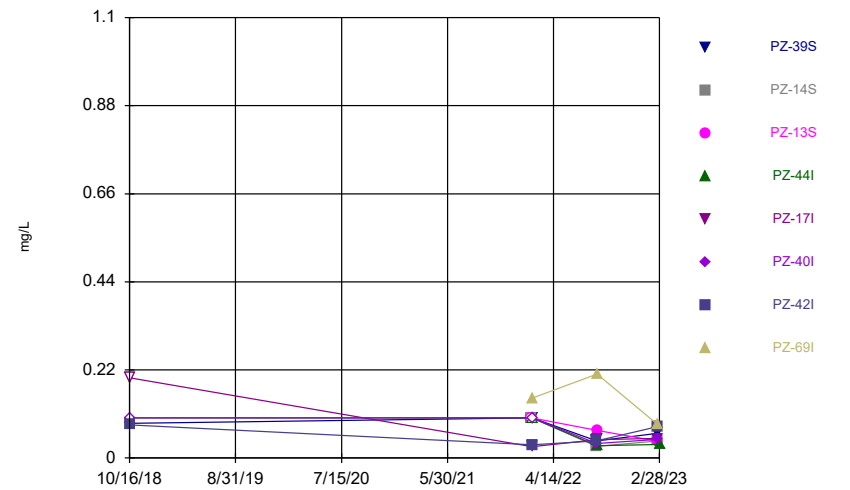
Constituent: Fluoride, total Analysis Run 5/8/2023 2:10 PM
Plant Scherer Client: Southern Company Data: Scherer AP

Time Series



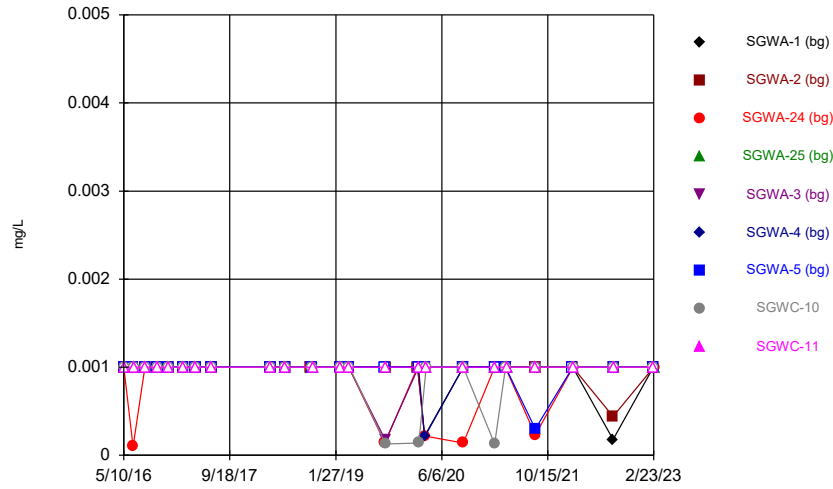
Constituent: Fluoride, total Analysis Run 5/8/2023 2:10 PM
Plant Scherer Client: Southern Company Data: Scherer AP

Time Series



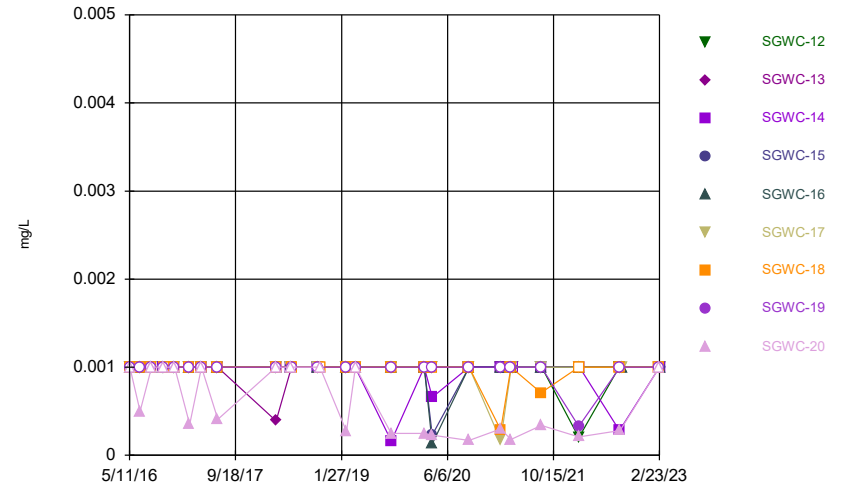
Constituent: Fluoride, total Analysis Run 5/8/2023 2:10 PM
Plant Scherer Client: Southern Company Data: Scherer AP

Time Series



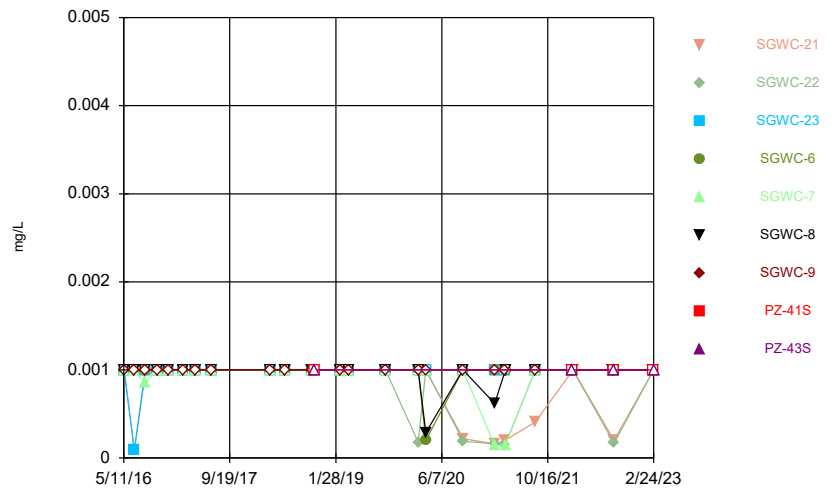
Constituent: Lead Analysis Run 5/8/2023 2:10 PM
Plant Scherer Client: Southern Company Data: Scherer AP

Time Series



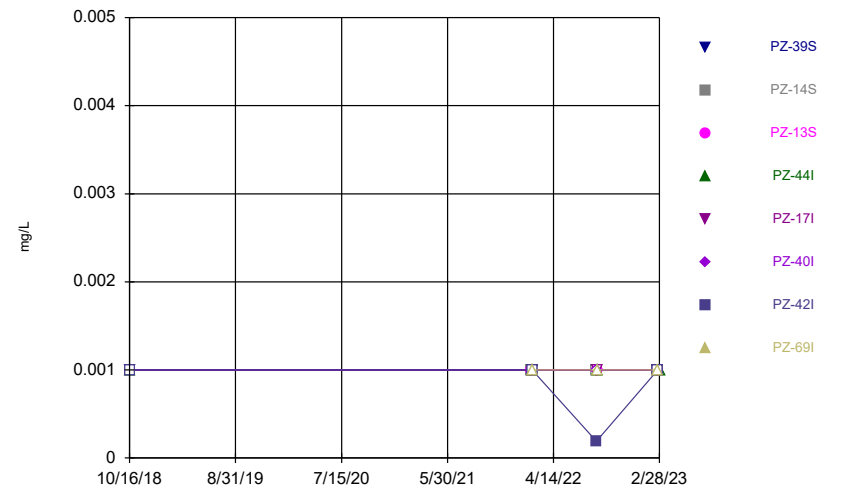
Constituent: Lead Analysis Run 5/8/2023 2:10 PM
Plant Scherer Client: Southern Company Data: Scherer AP

Time Series



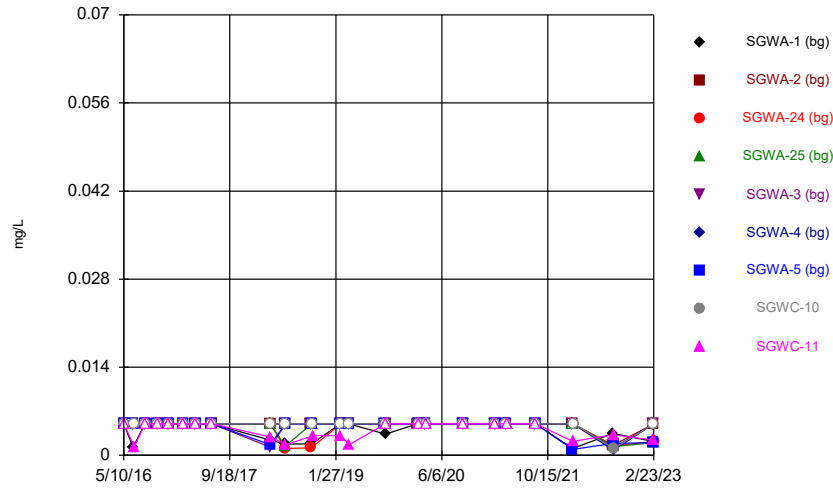
Constituent: Lead Analysis Run 5/8/2023 2:10 PM
Plant Scherer Client: Southern Company Data: Scherer AP

Time Series



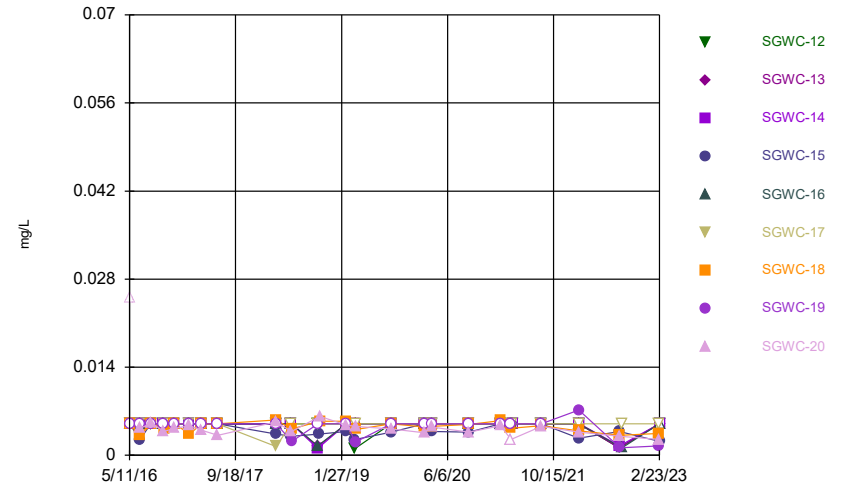
Constituent: Lead Analysis Run 5/8/2023 2:10 PM
Plant Scherer Client: Southern Company Data: Scherer AP

Time Series



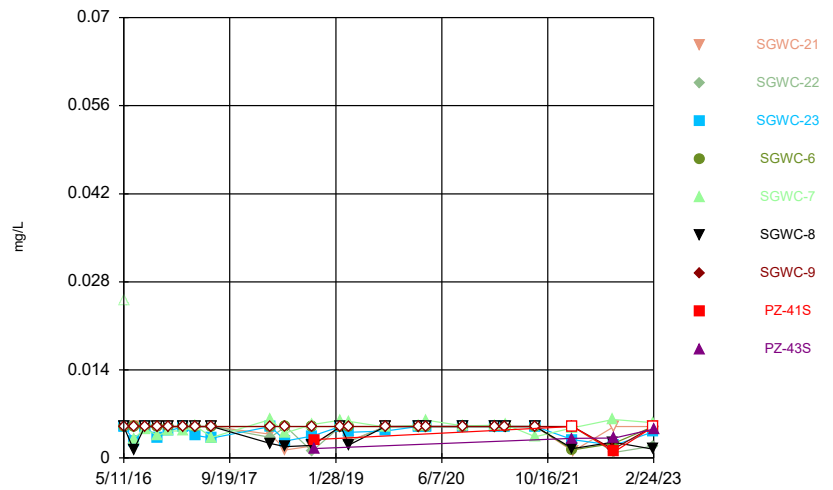
Constituent: Lithium Analysis Run 5/8/2023 2:10 PM
Plant Scherer Client: Southern Company Data: Scherer AP

Time Series



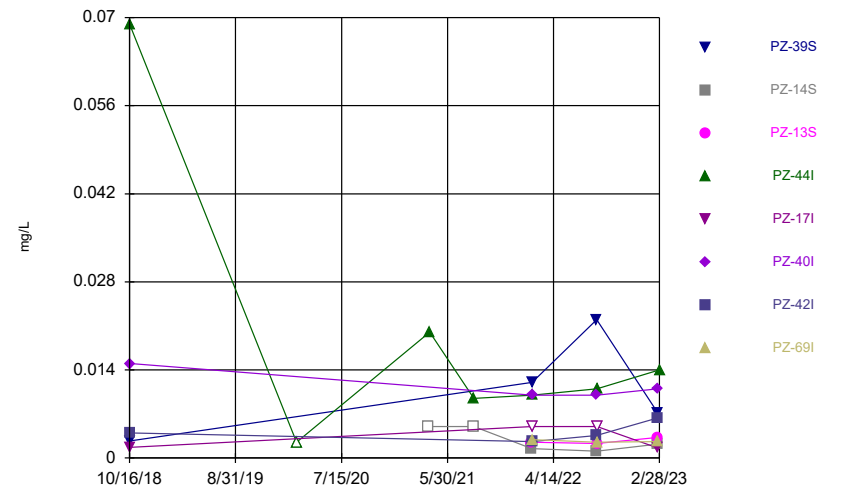
Constituent: Lithium Analysis Run 5/8/2023 2:10 PM
Plant Scherer Client: Southern Company Data: Scherer AP

Time Series



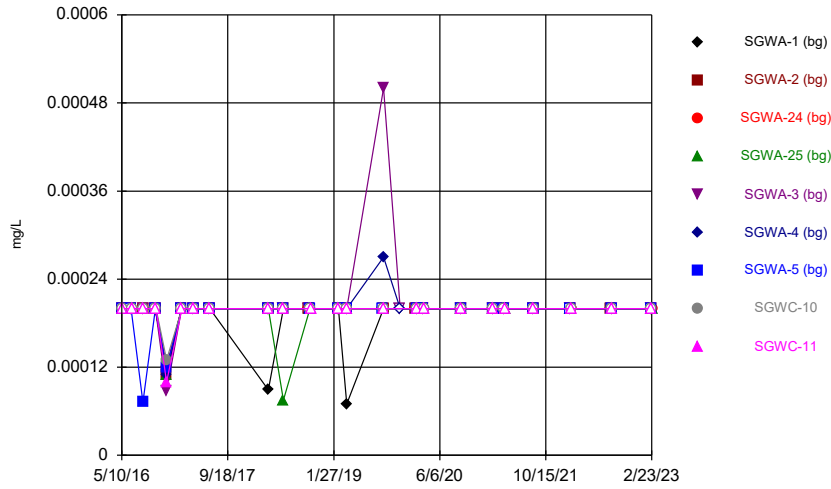
Constituent: Lithium Analysis Run 5/8/2023 2:10 PM
Plant Scherer Client: Southern Company Data: Scherer AP

Time Series



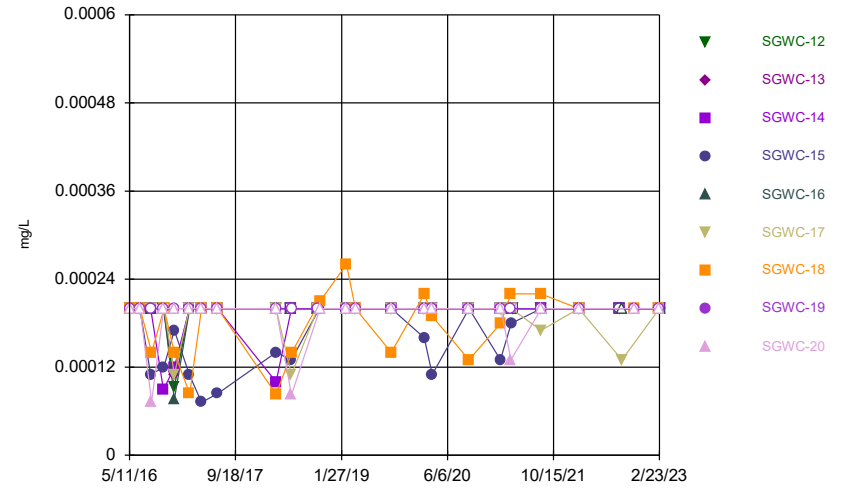
Constituent: Lithium Analysis Run 5/8/2023 2:10 PM
Plant Scherer Client: Southern Company Data: Scherer AP

Time Series



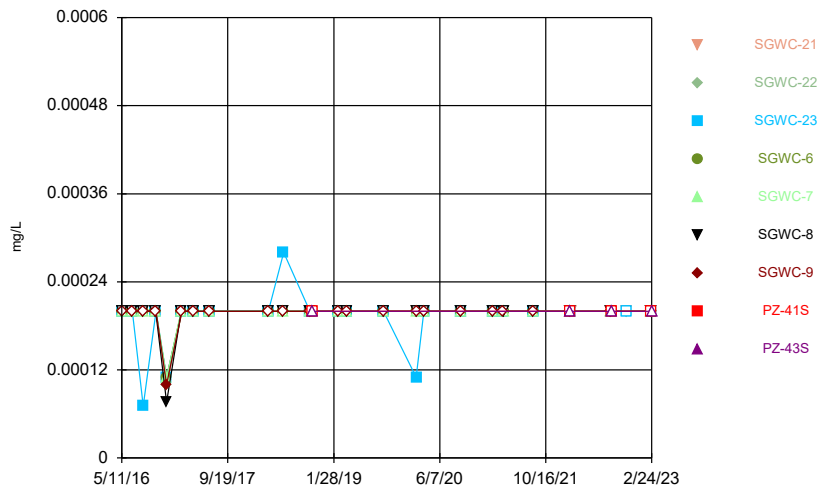
Constituent: Mercury Analysis Run 5/8/2023 2:10 PM
Plant Scherer Client: Southern Company Data: Scherer AP

Time Series



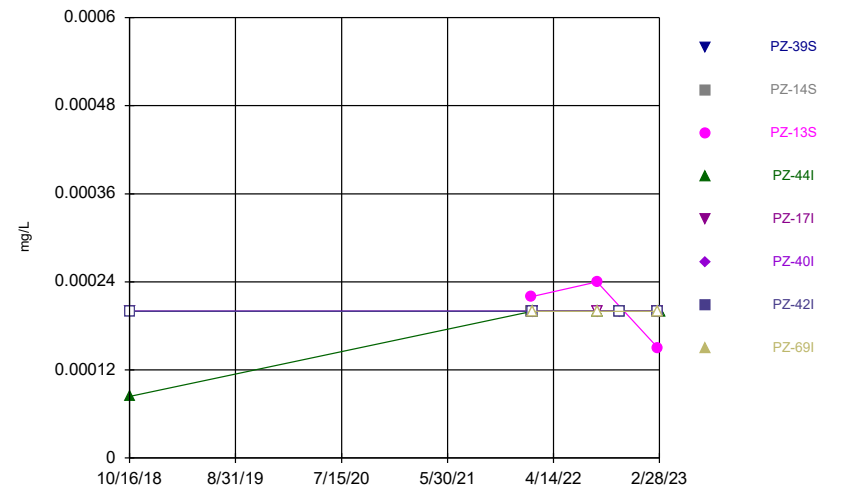
Constituent: Mercury Analysis Run 5/8/2023 2:11 PM
Plant Scherer Client: Southern Company Data: Scherer AP

Time Series



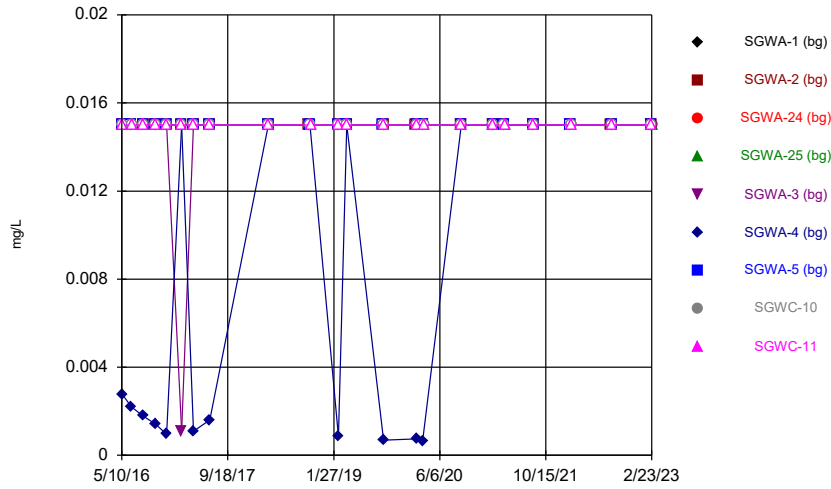
Constituent: Mercury Analysis Run 5/8/2023 2:11 PM
Plant Scherer Client: Southern Company Data: Scherer AP

Time Series



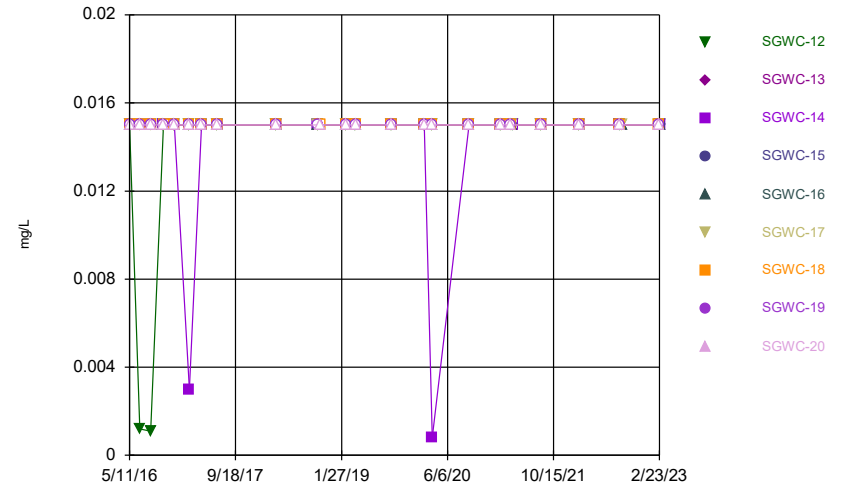
Constituent: Mercury Analysis Run 5/8/2023 2:11 PM
Plant Scherer Client: Southern Company Data: Scherer AP

Time Series



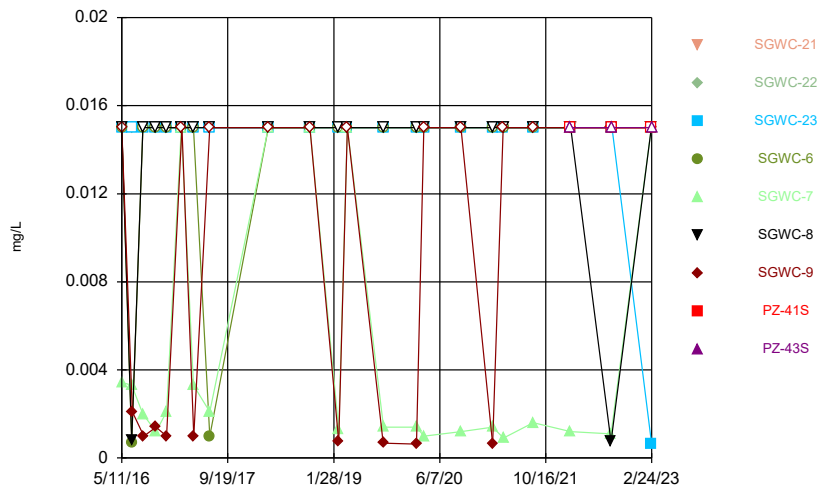
Constituent: Molybdenum Analysis Run 5/8/2023 2:11 PM
Plant Scherer Client: Southern Company Data: Scherer AP

Time Series



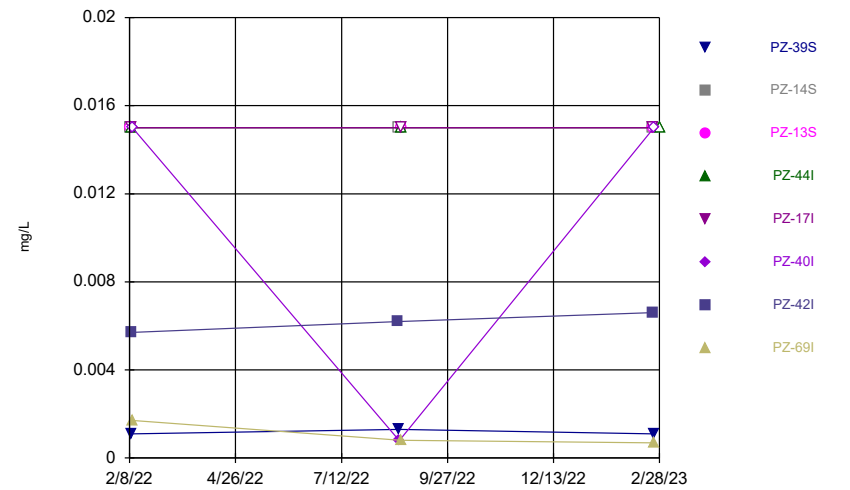
Constituent: Molybdenum Analysis Run 5/8/2023 2:11 PM
Plant Scherer Client: Southern Company Data: Scherer AP

Time Series



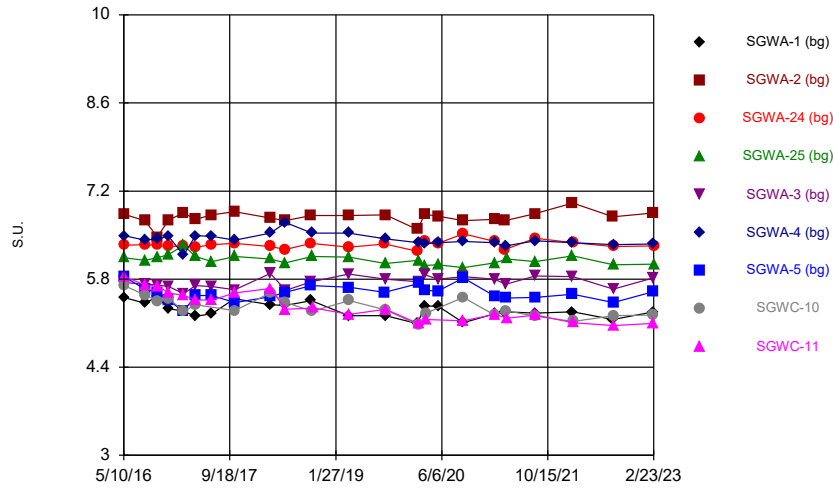
Constituent: Molybdenum Analysis Run 5/8/2023 2:11 PM
Plant Scherer Client: Southern Company Data: Scherer AP

Time Series



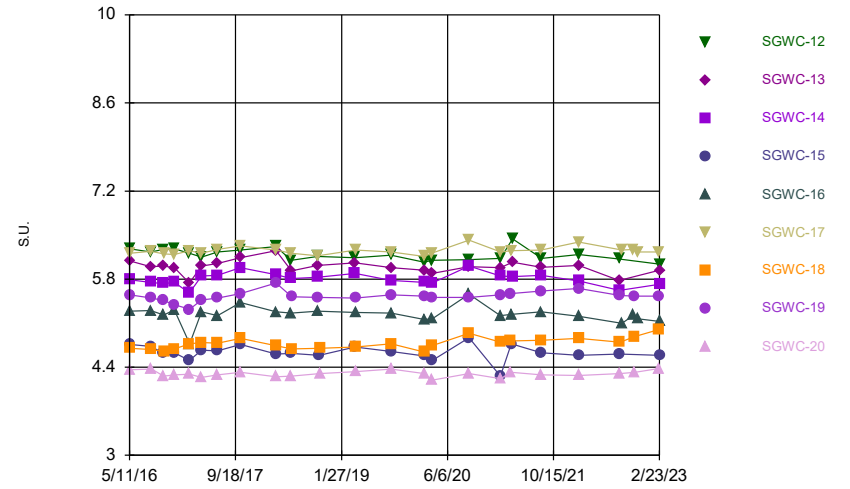
Constituent: Molybdenum Analysis Run 5/8/2023 2:11 PM
Plant Scherer Client: Southern Company Data: Scherer AP

Time Series



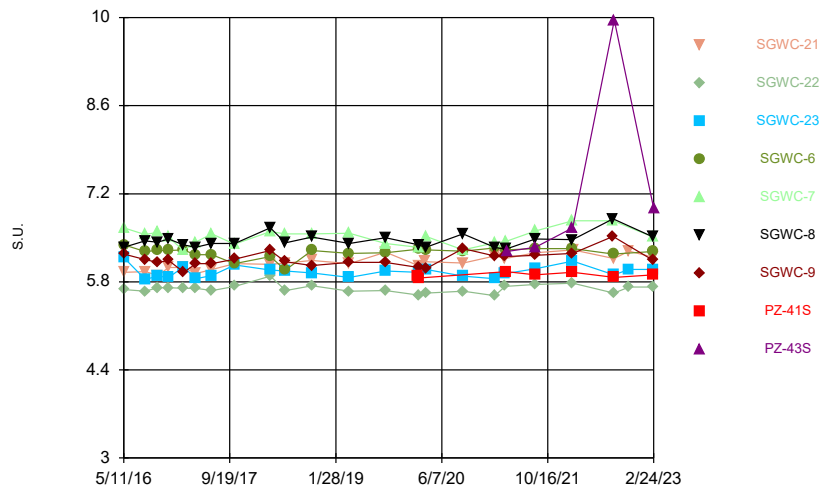
Constituent: pH Analysis Run 5/8/2023 2:11 PM
Plant Scherer Client: Southern Company Data: Scherer AP

Time Series



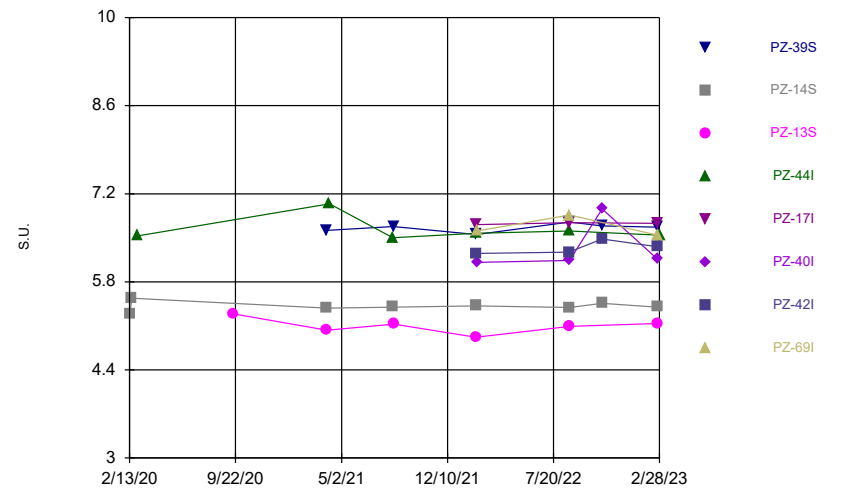
Constituent: pH Analysis Run 5/8/2023 2:11 PM
Plant Scherer Client: Southern Company Data: Scherer AP

Time Series



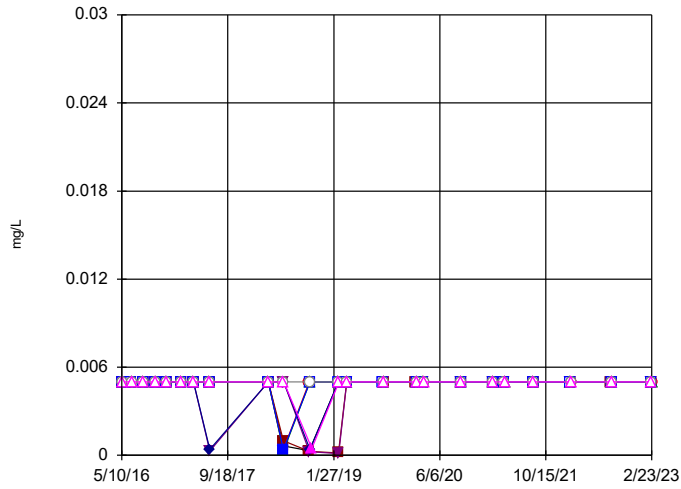
Constituent: pH Analysis Run 5/8/2023 2:11 PM
Plant Scherer Client: Southern Company Data: Scherer AP

Time Series



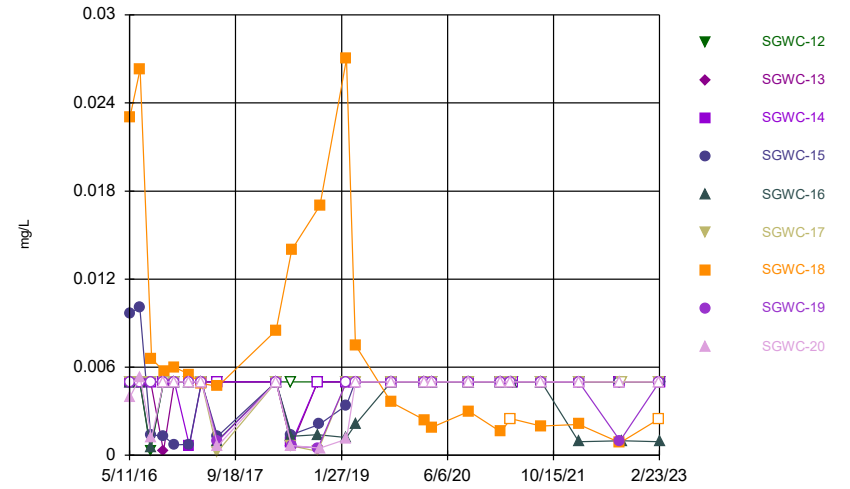
Constituent: pH Analysis Run 5/8/2023 2:11 PM
Plant Scherer Client: Southern Company Data: Scherer AP

Time Series



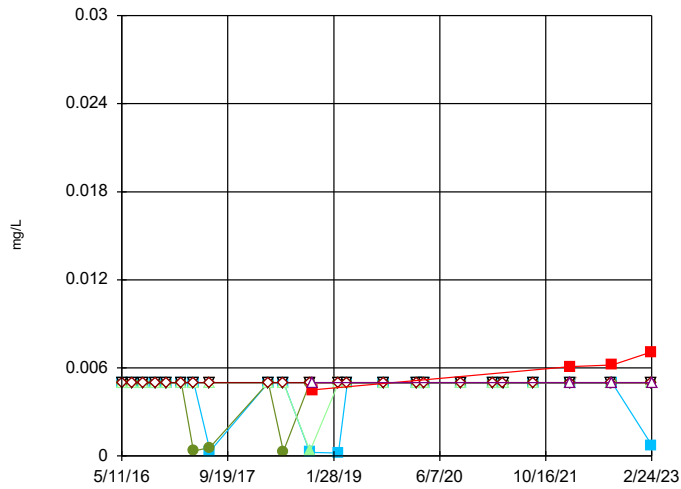
Constituent: Selenium Analysis Run 5/8/2023 2:11 PM
Plant Scherer Client: Southern Company Data: Scherer AP

Time Series



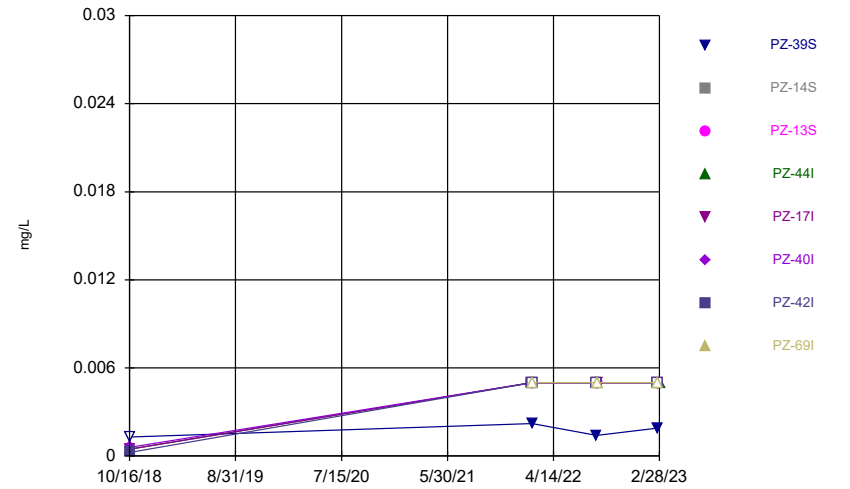
Constituent: Selenium Analysis Run 5/8/2023 2:11 PM
Plant Scherer Client: Southern Company Data: Scherer AP

Time Series



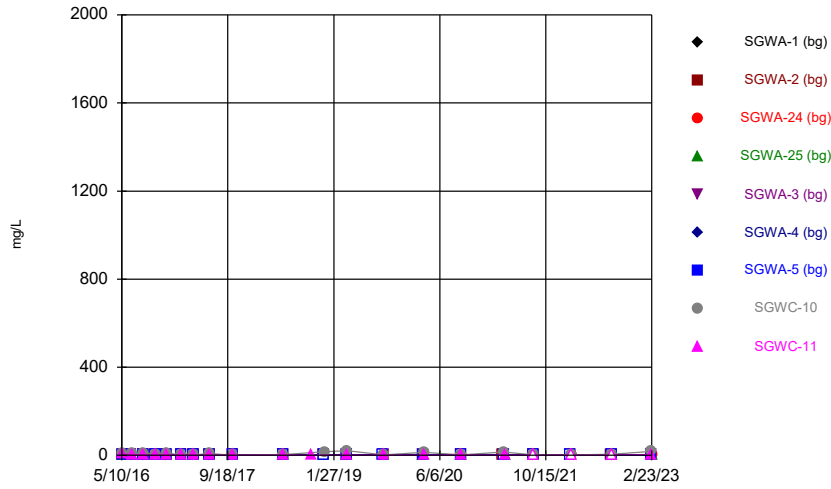
Constituent: Selenium Analysis Run 5/8/2023 2:11 PM
Plant Scherer Client: Southern Company Data: Scherer AP

Time Series



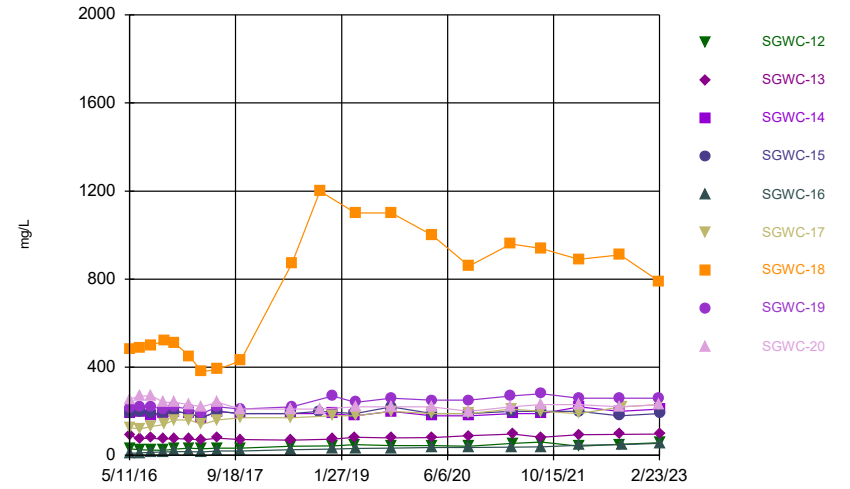
Constituent: Selenium Analysis Run 5/8/2023 2:11 PM
Plant Scherer Client: Southern Company Data: Scherer AP

Time Series



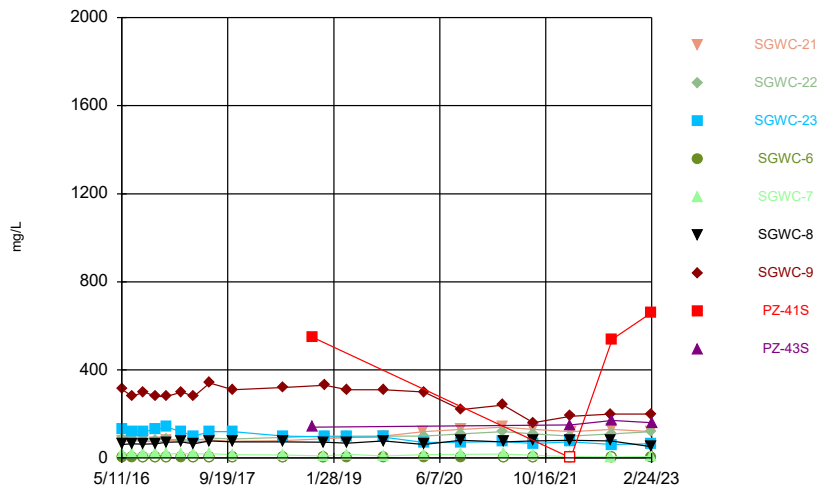
Constituent: Sulfate, total Analysis Run 5/8/2023 2:11 PM
Plant Scherer Client: Southern Company Data: Scherer AP

Time Series



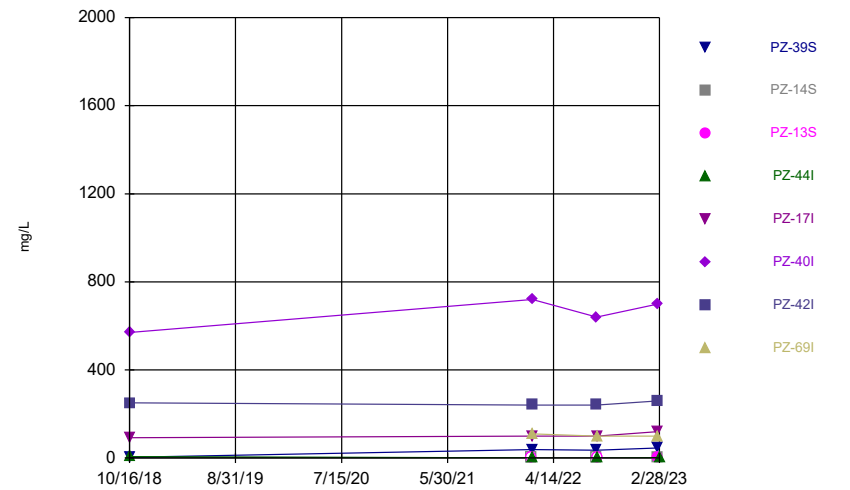
Constituent: Sulfate, total Analysis Run 5/8/2023 2:11 PM
Plant Scherer Client: Southern Company Data: Scherer AP

Time Series



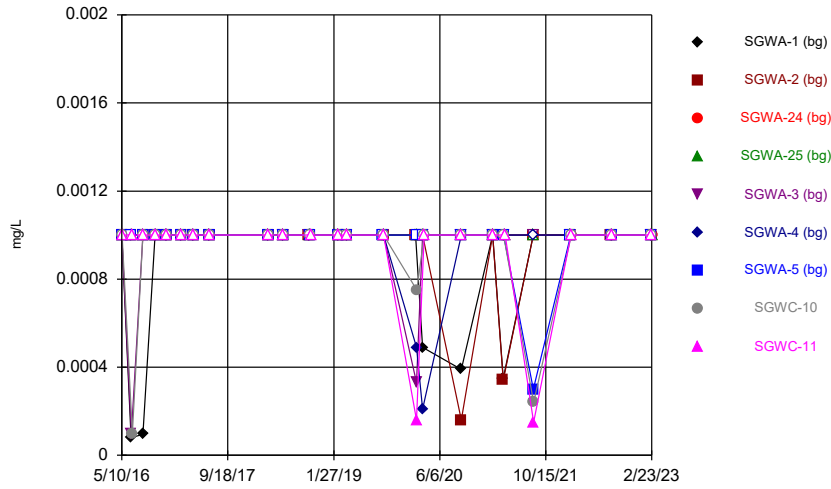
Constituent: Sulfate, total Analysis Run 5/8/2023 2:11 PM
Plant Scherer Client: Southern Company Data: Scherer AP

Time Series



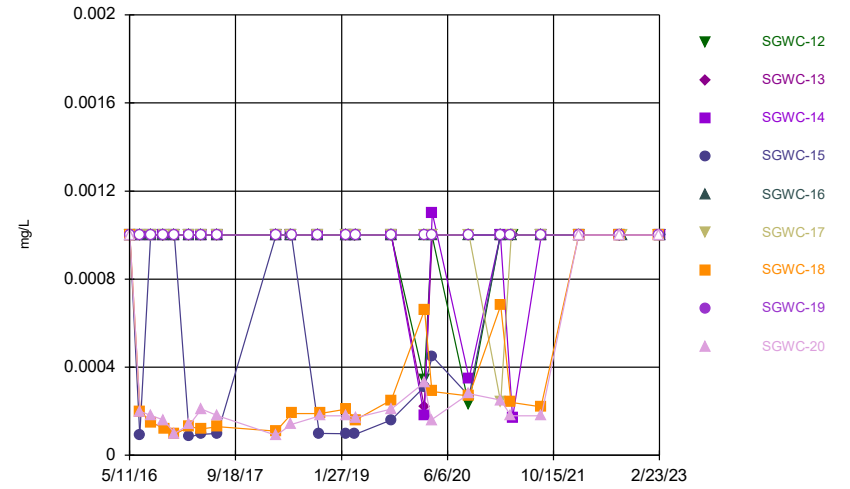
Constituent: Sulfate, total Analysis Run 5/8/2023 2:11 PM
Plant Scherer Client: Southern Company Data: Scherer AP

Time Series



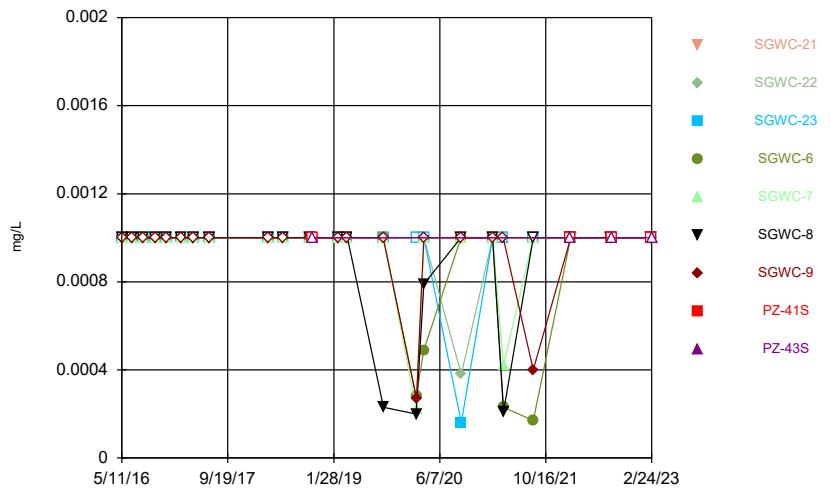
Constituent: Thallium Analysis Run 5/8/2023 2:11 PM
Plant Scherer Client: Southern Company Data: Scherer AP

Time Series



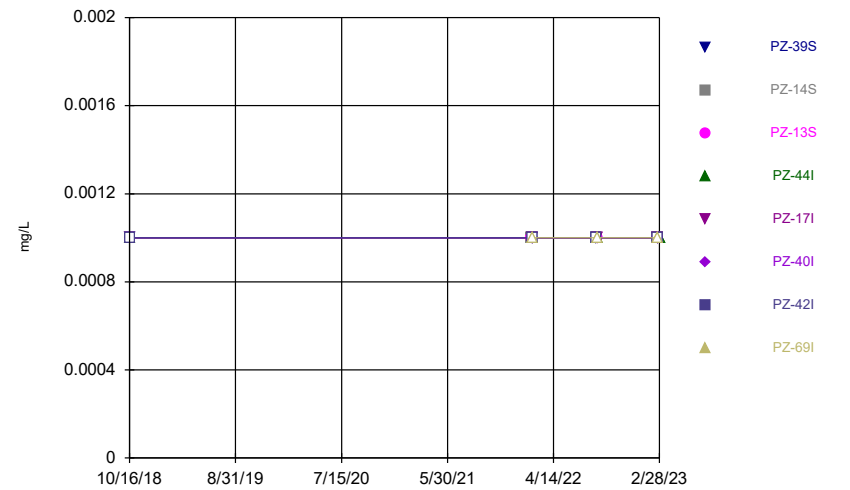
Constituent: Thallium Analysis Run 5/8/2023 2:11 PM
Plant Scherer Client: Southern Company Data: Scherer AP

Time Series



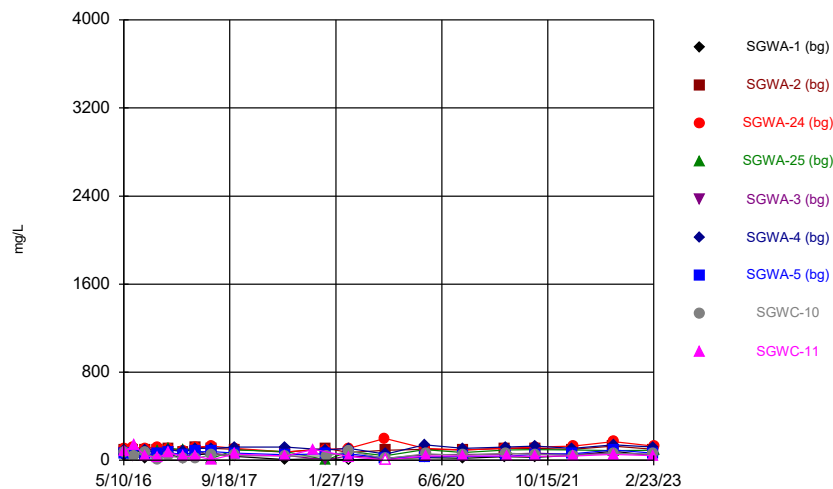
Constituent: Thallium Analysis Run 5/8/2023 2:11 PM
Plant Scherer Client: Southern Company Data: Scherer AP

Time Series



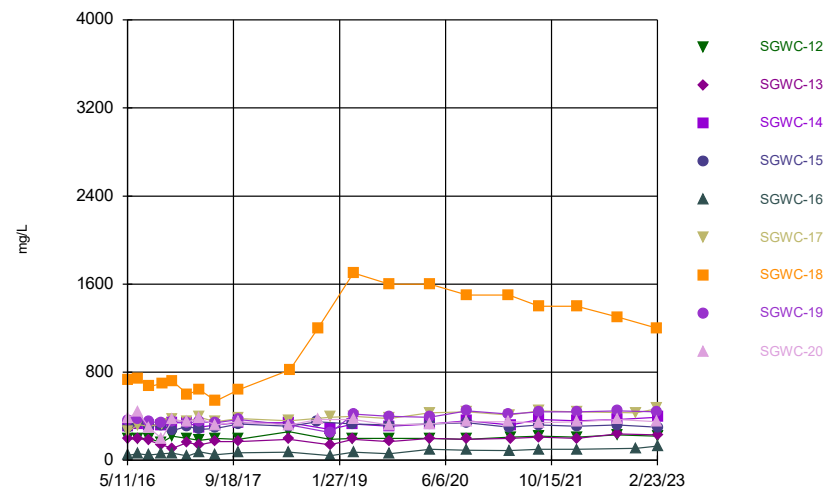
Constituent: Thallium Analysis Run 5/8/2023 2:11 PM
Plant Scherer Client: Southern Company Data: Scherer AP

Time Series



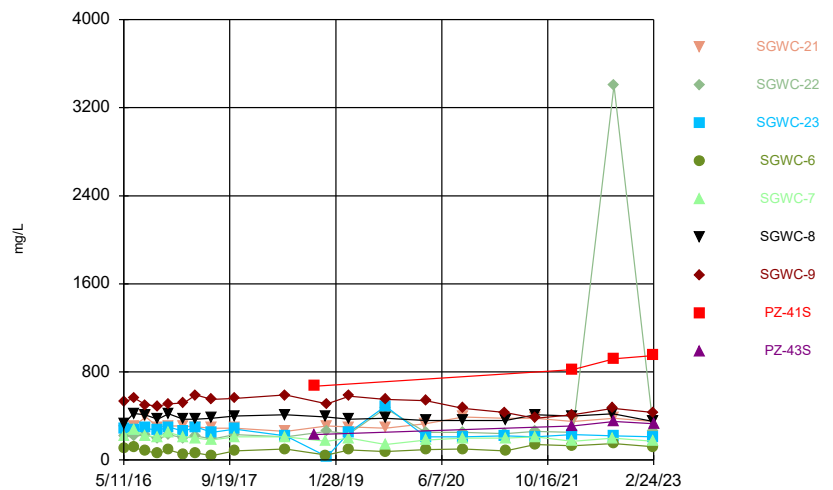
Constituent: Total Dissolved Solids [TDS] Analysis Run 5/8/2023 2:11 PM
Plant Scherer Client: Southern Company Data: Scherer AP

Time Series



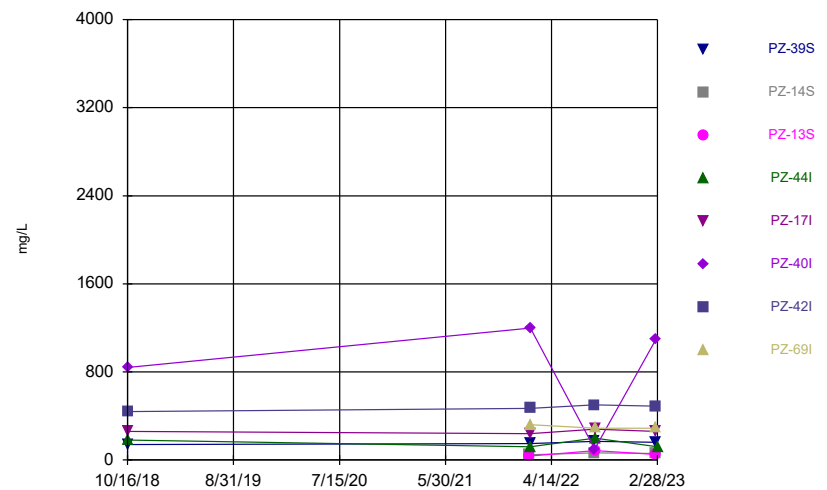
Constituent: Total Dissolved Solids [TDS] Analysis Run 5/8/2023 2:11 PM
Plant Scherer Client: Southern Company Data: Scherer AP

Time Series



Constituent: Total Dissolved Solids [TDS] Analysis Run 5/8/2023 2:11 PM
Plant Scherer Client: Southern Company Data: Scherer AP

Time Series



Constituent: Total Dissolved Solids [TDS] Analysis Run 5/8/2023 2:11 PM
Plant Scherer Client: Southern Company Data: Scherer AP

Time Series

Constituent: Antimony (mg/L) Analysis Run 5/8/2023 2:12 PM

Plant Scherer Client: Southern Company Data: Scherer AP

	SGWA-1 (bg)	SGWA-2 (bg)	SGWA-24 (bg)	SGWA-25 (bg)	SGWA-3 (bg)	SGWA-4 (bg)	SGWA-5 (bg)	SGWC-10	SGWC-11
5/10/2016	<0.002	<0.002	<0.002	<0.002	<0.002		<0.002		
5/11/2016						<0.002		<0.002	<0.002
6/23/2016	0.0004 (J)	<0.002	0.0003 (J)				<0.002		
6/24/2016					0.0021 (J)	0.0007 (J)			
6/27/2016				0.0003 (J)					
6/28/2016								0.0014 (J)	<0.002
8/16/2016	0.0012 (J)	<0.002	<0.002		<0.002		<0.002		
8/17/2016				<0.002		<0.002		<0.002	<0.002
10/13/2016	<0.002		<0.002						
10/14/2016		<0.002		<0.002	<0.002		<0.002		
10/17/2016						<0.002		<0.002	<0.002
12/5/2016			<0.002						
12/6/2016	<0.002	<0.002		<0.002	<0.002	<0.002	<0.002	<0.002	<0.002
2/14/2017	<0.002	<0.002	<0.002	<0.002	<0.002	<0.002	<0.002		
2/15/2017								<0.002	<0.002
4/10/2017			<0.002						
4/11/2017	<0.002	<0.002		<0.002	<0.002	<0.002	<0.002		
4/12/2017								<0.002	<0.002
6/26/2017	<0.002	<0.002	<0.002		<0.002	<0.002	<0.002		
6/27/2017				<0.002				<0.002	<0.002
3/26/2018	<0.002	<0.002	<0.002		<0.002				
3/27/2018				<0.002	<0.002	<0.002	<0.002	<0.002	<0.002
10/5/2018	<0.002	<0.002	<0.002		<0.002				
10/8/2018				<0.002		<0.002	<0.002		
10/9/2018								<0.002	
2/18/2019	<0.002	<0.002				<0.002			
2/19/2019			<0.002	<0.002	<0.002		<0.002		
2/20/2019								<0.002	<0.002
3/28/2019				<0.002	<0.002	<0.002	<0.002		
3/29/2019	<0.002	<0.002	<0.002						
2/13/2020	<0.002	<0.002	<0.002						
2/17/2020				<0.002			<0.002		
2/18/2020					<0.002	<0.002			<0.002
2/19/2020								<0.002	
2/9/2021	<0.002	<0.002	<0.002	<0.002	<0.002	<0.002	<0.002	<0.002	<0.002
8/17/2021	<0.002	<0.002		<0.002		<0.002			
8/18/2021			<0.002		<0.002		<0.002		
8/19/2021								<0.002	<0.002
2/9/2022	<0.002	<0.002		<0.002	<0.002	<0.002	<0.002		
2/10/2022			<0.002						<0.002
2/11/2022								<0.002	
8/17/2022	0.00052 (J)	<0.002							
8/18/2022			<0.002	<0.002	<0.002	<0.002	<0.002		<0.002
8/19/2022								<0.002	
2/21/2023	<0.002				<0.002		<0.002		
2/22/2023		<0.002				<0.002		<0.002	<0.002
2/23/2023			<0.002	<0.002					

Time Series

Constituent: Antimony (mg/L) Analysis Run 5/8/2023 2:12 PM

Plant Scherer Client: Southern Company Data: Scherer AP

	SGWC-12	SGWC-13	SGWC-14	SGWC-15	SGWC-16	SGWC-17	SGWC-18	SGWC-19	SGWC-20
5/11/2016	<0.002								
5/12/2016		<0.002	<0.002	<0.002	<0.002	<0.002			<0.002
5/13/2016							<0.002	<0.002	
6/28/2016	<0.002	0.0004 (J)	<0.002	<0.002	<0.002				
6/29/2016						<0.002		<0.002	<0.002
6/30/2016							0.0012 (J)		
8/18/2016	<0.002	<0.002	<0.002	<0.002	<0.002	<0.002			
8/22/2016							<0.002	<0.002	<0.002
10/17/2016	<0.002	<0.002	<0.002						
10/18/2016				<0.002	<0.002			<0.002	<0.002
10/19/2016						<0.002	<0.002		
12/6/2016	<0.002	<0.002							
12/7/2016			<0.002	<0.002	<0.002	<0.002	<0.002		
12/8/2016								<0.002	<0.002
2/15/2017	<0.002	<0.002 (F1)	<0.002	<0.002		<0.002			
2/16/2017					<0.002		<0.002	<0.002	<0.002
4/12/2017	<0.002	<0.002	<0.002	<0.002					
4/13/2017					<0.002	<0.002	<0.002	<0.002	<0.002
6/27/2017	<0.002	<0.002	<0.002	<0.002	<0.002	<0.002			
6/28/2017							<0.002	<0.002	<0.002
3/27/2018	<0.002	<0.002	<0.002	<0.002	<0.002	<0.002			
3/28/2018							<0.002	<0.002	<0.002
10/8/2018	<0.002	<0.002	<0.002		<0.002	<0.002			
10/9/2018								<0.002	
2/20/2019	<0.002	<0.002	<0.002	<0.002	<0.002	<0.002	<0.002	<0.002	<0.002
2/18/2020									<0.002
2/19/2020	<0.002	<0.002	<0.002	<0.002	<0.002	<0.002		<0.002	
2/20/2020							<0.002		
2/9/2021	<0.002	<0.002	<0.002	<0.002	<0.002				
2/10/2021						<0.002	<0.002	<0.002	<0.002
8/18/2021						<0.002	<0.002		
8/19/2021		<0.002	<0.002	<0.002	<0.002			<0.002	<0.002
8/20/2021	<0.002								
2/10/2022	<0.002				<0.002		<0.002		
2/11/2022		<0.002		<0.002		<0.002		<0.002	<0.002
2/14/2022			<0.002						
8/18/2022	<0.002	<0.002							
8/19/2022			<0.002	<0.002					
8/22/2022								0.0021	0.0019 (J)
8/23/2022							<0.002		
8/31/2022					<0.002	<0.002			
2/22/2023						<0.002	<0.002	<0.002	<0.002
2/23/2023	<0.002	<0.002	<0.002	<0.002	<0.002				

Time Series

Constituent: Antimony (mg/L) Analysis Run 5/8/2023 2:12 PM

Plant Scherer Client: Southern Company Data: Scherer AP

	SGWC-21	SGWC-22	SGWC-23	SGWC-6	SGWC-7	SGWC-8	SGWC-9	PZ-41S	PZ-43S
5/11/2016				<0.002	<0.002	<0.002	<0.002		
5/12/2016	<0.002	<0.002	<0.002						
6/27/2016				<0.002	0.0004 (J)	<0.002			
6/29/2016	<0.002	<0.002	<0.002				<0.002		
8/17/2016				<0.002	<0.002	<0.002			
8/19/2016		<0.002	<0.002						
8/22/2016	<0.002						<0.002		
10/17/2016				<0.002		<0.002			
10/18/2016	<0.002	<0.002	<0.002		<0.002		<0.002		
12/6/2016				<0.002	<0.002	<0.002			
12/7/2016	<0.002	<0.002	<0.002				<0.002		
2/14/2017				<0.002	<0.002	<0.002			
2/15/2017			<0.002						
2/16/2017	<0.002	<0.002					<0.002		
4/12/2017				<0.002	<0.002	<0.002			
4/13/2017	<0.002	<0.002	<0.002				<0.002		
6/27/2017				<0.002	<0.002	<0.002	<0.002		
6/28/2017	<0.002	<0.002	<0.002						
3/27/2018			<0.002	<0.002	<0.002	<0.002			
3/28/2018	<0.002	<0.002					<0.002		
10/8/2018	<0.002	<0.002	<0.002	<0.002					
10/9/2018					<0.002	<0.002	<0.002		
2/19/2019		<0.002	<0.002						
2/20/2019	<0.002			<0.002	<0.002	<0.002	<0.002		
2/18/2020	<0.002	<0.002	<0.002	<0.002	<0.002	<0.002			
2/19/2020							<0.002		
2/9/2021				<0.002	<0.002	<0.002	<0.002		
2/10/2021	<0.002	<0.002	<0.002						
8/18/2021	<0.002	<0.002	<0.002	<0.002	<0.002	<0.002			
8/19/2021							<0.002		
2/9/2022				<0.002	<0.002			<0.002	<0.002
2/10/2022		<0.002	<0.002			<0.002	<0.002		
2/11/2022	<0.002								
8/18/2022					<0.002	<0.002	<0.002		
8/19/2022				<0.002					
8/22/2022	0.0019 (J)	0.0022	0.00098 (J)						
8/24/2022								<0.002	<0.002
2/22/2023				<0.002	<0.002	<0.002	<0.002		
2/23/2023	<0.002	<0.002	<0.002					<0.002	
2/24/2023									<0.002

Time Series

Constituent: Antimony (mg/L) Analysis Run 5/8/2023 2:12 PM
Plant Scherer Client: Southern Company Data: Scherer AP

	PZ-39S	PZ-14S	PZ-13S	PZ-44I	PZ-17I	PZ-40I	PZ-42I	PZ-69I
2/8/2022		<0.002	<0.002					
2/9/2022	<0.002			<0.002	0.00061 (J)		<0.002	
2/10/2022						<0.002		<0.002
8/22/2022							<0.002	
8/23/2022	<0.002	<0.002				0.00089 (J)		
8/24/2022			<0.002	<0.002	<0.002			<0.002
2/23/2023		<0.002	<0.002		<0.002		<0.002	
2/24/2023	<0.002					<0.002		<0.002
2/28/2023				<0.002				

Time Series

Constituent: Arsenic (mg/L) Analysis Run 5/8/2023 2:12 PM
 Plant Scherer Client: Southern Company Data: Scherer AP

	SGWA-1 (bg)	SGWA-2 (bg)	SGWA-24 (bg)	SGWA-25 (bg)	SGWA-3 (bg)	SGWA-4 (bg)	SGWA-5 (bg)	SGWC-10	SGWC-11
5/10/2016	<0.001	<0.001	<0.001	<0.001	<0.001		<0.001		
5/11/2016						<0.001		<0.001	0.00103 (J)
6/23/2016	<0.001	<0.001	<0.001				<0.001		
6/24/2016					<0.001	<0.001			
6/27/2016				<0.001					
6/28/2016								<0.001	0.0011 (J)
8/16/2016	0.00065 (J)	0.0005 (J)	<0.001		<0.001		<0.001		
8/17/2016				0.0012 (J)		<0.001		<0.001	0.0011 (J)
10/13/2016	<0.001		<0.001						
10/14/2016		<0.001		0.00073 (J)	<0.001		<0.001		
10/17/2016						<0.001		<0.001	0.0011 (J)
12/5/2016			<0.001						
12/6/2016	<0.001	<0.001		0.00075 (J)	<0.001	<0.001	<0.001	<0.001	0.00072 (J)
2/14/2017	0.00055 (J)	0.00046 (J)	0.00057 (J)	0.0015 (J)	<0.001	<0.001	<0.001		
2/15/2017								0.0005 (J)	0.0011 (J)
4/10/2017			<0.001						
4/11/2017	<0.001	<0.001		0.00072 (J)	<0.001	0.0011 (J)	<0.001		
4/12/2017								<0.001	0.00076 (J)
6/26/2017	0.00081 (J)	0.00089 (J)	0.0009 (J)		0.00063 (J)	0.00055 (J)	0.00079 (J)		
6/27/2017				0.00095 (J)				0.00074 (J)	0.0011 (J)
3/26/2018	<0.001	<0.001	<0.001		<0.001				
3/27/2018				0.00052 (J)		<0.001	<0.001	<0.001	<0.001
6/5/2018	<0.001	<0.001	<0.001	<0.001			<0.001		
6/6/2018					<0.001	<0.001		<0.001	<0.001
10/5/2018	<0.001	<0.001	<0.001		<0.001				
10/8/2018				<0.001		<0.001	<0.001		
10/9/2018								<0.001	
10/16/2018									<0.001
2/18/2019	<0.001	<0.001				<0.001			
2/19/2019			<0.001	<0.001	<0.001		<0.001		
2/20/2019								<0.001	<0.001
3/28/2019				0.00048 (J)	<0.001	<0.001	<0.001		
3/29/2019	<0.001	<0.001	<0.001						
4/1/2019								0.00059 (J)	0.0011 (J)
9/12/2019							<0.001		
9/13/2019			<0.001						
9/16/2019	<0.001	<0.001		<0.001	<0.001	<0.001			<0.001
9/17/2019								<0.001	
2/13/2020	<0.001	<0.001	<0.001						
2/17/2020				<0.001			<0.001		
2/18/2020					<0.001	<0.001			<0.001
2/19/2020								<0.001	
3/17/2020		<0.001		<0.001	<0.001		<0.001		
3/18/2020	<0.001		<0.001			<0.001			
3/25/2020								<0.001	<0.001
9/14/2020	<0.001	<0.001	<0.001	<0.001	<0.001	<0.001	<0.001	<0.001	<0.001
2/9/2021	<0.001	<0.001	<0.001	<0.001	<0.001	<0.001	<0.001	<0.001	<0.001
3/30/2021	<0.001	<0.001	<0.001						
3/31/2021					<0.001	<0.001	<0.001	<0.001	
4/7/2021				<0.001					<0.001
8/17/2021	<0.001	<0.001		<0.001		<0.001			
8/18/2021			<0.001		<0.001		<0.001		

Time Series

Constituent: Arsenic (mg/L) Analysis Run 5/8/2023 2:12 PM
Plant Scherer Client: Southern Company Data: Scherer AP

	SGWA-1 (bg)	SGWA-2 (bg)	SGWA-24 (bg)	SGWA-25 (bg)	SGWA-3 (bg)	SGWA-4 (bg)	SGWA-5 (bg)	SGWC-10	SGWC-11
8/19/2021								<0.001	<0.001
2/9/2022	<0.001	<0.001		<0.001	<0.001	<0.001	<0.001		
2/10/2022			<0.001						<0.001
2/11/2022								<0.001	
8/17/2022	0.00028 (J)	<0.001							
8/18/2022			<0.001	<0.001	<0.001	<0.001	<0.001		<0.001
8/19/2022								<0.001	
2/21/2023	<0.001				<0.001		<0.001		
2/22/2023		<0.001				0.00029 (J)		<0.001	<0.001
2/23/2023			<0.001	<0.001					

Time Series

Constituent: Arsenic (mg/L) Analysis Run 5/8/2023 2:12 PM
 Plant Scherer Client: Southern Company Data: Scherer AP

	SGWC-12	SGWC-13	SGWC-14	SGWC-15	SGWC-16	SGWC-17	SGWC-18	SGWC-19	SGWC-20
5/11/2016	<0.001								
5/12/2016		<0.001	<0.001	<0.0013	<0.001	<0.001			<0.0013
5/13/2016							0.00161 (J)	<0.001	
6/28/2016	0.001 (J)	<0.001	<0.001	0.0026 (J)	<0.001				
6/29/2016						<0.001		<0.001	0.0018 (J)
6/30/2016							0.004 (J)		
8/18/2016	0.00091 (J)	<0.001	<0.001	0.0015	<0.001	<0.001			
8/22/2016							0.0012 (J)	<0.001	0.001 (J)
10/17/2016	<0.001	<0.001	<0.001						
10/18/2016				0.0019	<0.001			<0.001	0.00085 (J)
10/19/2016						0.001045 (JD)	0.0019		
12/6/2016	<0.001	<0.001							
12/7/2016			<0.001	0.00079 (J)	<0.001	<0.001	0.0012 (J)		
12/8/2016								<0.001	<0.0013
2/15/2017	0.00076 (J)	<0.001	<0.001	0.00073 (J)		0.00059 (J)			
2/16/2017					<0.001		0.00086 (J)	<0.001	<0.0013
4/12/2017	0.00046 (J)	0.00047 (J)	0.00057 (J)	0.0009 (J)					
4/13/2017					<0.001	0.00066 (J)	0.00058 (J)	<0.001	<0.0013
6/27/2017	0.0011 (J)	0.00088 (J)	0.00058 (J)	0.0011 (J)	0.00055 (J)	0.00075 (J)			
6/28/2017							0.0011 (J)	0.00068 (J)	0.00094 (J)
3/27/2018	<0.001	<0.001	<0.001	<0.0013	<0.001	<0.001			
3/28/2018							0.0015	<0.001	<0.0013
6/6/2018	<0.001								
6/7/2018		<0.001	<0.001	<0.0013	<0.001	<0.001			<0.0013
6/8/2018							0.002	<0.001	
10/8/2018	0.0007 (J)	0.00069 (J)	0.0007 (J)		0.00054 (J)	0.00075 (J)			
10/9/2018								0.00058 (J)	
10/16/2018				<0.0013					
10/18/2018							0.0031		<0.0013
2/20/2019	<0.001	<0.001	<0.001	0.00075 (J)	<0.001	<0.001	0.003	<0.001	<0.0013
4/1/2019	0.0012 (J)	0.0014	0.0012 (J)	0.0016					
4/2/2019					<0.001	<0.001	0.0027	<0.001	<0.0013
9/16/2019	<0.001								
9/17/2019		<0.001	<0.001	0.0008 (J)	<0.001	<0.001	0.0029	<0.001	0.00037 (J)
2/18/2020									0.00032 (J)
2/19/2020	0.00032 (J)	<0.001	<0.001	0.001	<0.001	<0.001		<0.001	
2/20/2020							0.0031		
3/23/2020								<0.001	0.0005 (J)
3/24/2020						<0.001			
3/26/2020	0.00032 (J)						0.0047		
3/27/2020		<0.001	0.0014	0.0016	<0.001				
9/14/2020	<0.001	<0.001							
9/15/2020			<0.001	0.0014	<0.001	<0.001	0.0045	<0.001	0.00051 (J)
2/9/2021	<0.001	<0.001	<0.001	0.0013	<0.001				
2/10/2021						0.00038 (J)	0.0033	<0.001	0.00059 (J)
3/30/2021							0.0028	<0.001	0.00049 (J)
3/31/2021				0.0012					
4/1/2021					0.00033 (J)	<0.001			
4/6/2021			<0.001						
4/7/2021	<0.001	<0.001							
8/18/2021						<0.001	0.0028		
8/19/2021		<0.001	<0.001	0.0014	<0.001			<0.001	0.00066 (J)

Time Series

Constituent: Arsenic (mg/L) Analysis Run 5/8/2023 2:12 PM
Plant Scherer Client: Southern Company Data: Scherer AP

	SGWC-12	SGWC-13	SGWC-14	SGWC-15	SGWC-16	SGWC-17	SGWC-18	SGWC-19	SGWC-20
8/20/2021	<0.001								
2/10/2022	<0.001				<0.001		0.0043		
2/11/2022		<0.001		0.0021		<0.001		<0.001	0.00081 (J)
2/14/2022			<0.001						
8/18/2022	<0.001	<0.001							
8/19/2022			<0.001	0.00066 (J)					
8/22/2022								<0.001	0.00042 (J)
8/23/2022							0.0021		
8/31/2022					<0.001	<0.001			
2/22/2023						<0.001	0.0015	<0.001	0.00046 (J)
2/23/2023	<0.001	<0.001	<0.001	0.0012	<0.001				

Time Series

Constituent: Arsenic (mg/L) Analysis Run 5/8/2023 2:12 PM
 Plant Scherer Client: Southern Company Data: Scherer AP

	SGWC-21	SGWC-22	SGWC-23	SGWC-6	SGWC-7	SGWC-8	SGWC-9	PZ-41S	PZ-43S
5/11/2016				<0.001	<0.001	<0.001	<0.001		
5/12/2016	<0.001	<0.001	<0.001						
6/27/2016				<0.001	0.0009 (J)	<0.001			
6/29/2016	<0.001	<0.001	<0.001				0.0009 (J)		
8/17/2016				<0.001	0.0006 (J)	<0.001			
8/19/2016		<0.001	<0.001						
8/22/2016	<0.001						<0.001		
10/17/2016				<0.001		<0.001			
10/18/2016	<0.001	<0.001	<0.001		<0.001		0.00074 (J)		
12/6/2016				<0.001	<0.001	<0.001			
12/7/2016	<0.001	<0.001	<0.001				0.00079 (J)		
2/14/2017				0.0006 (J)	0.00059 (J)	0.0005 (J)			
2/15/2017			<0.001						
2/16/2017	<0.001	<0.001					0.00056 (J)		
4/12/2017				0.00046 (J)	0.00058 (J)	<0.001			
4/13/2017	<0.001	0.0006 (J)	0.00061 (J)				0.00079 (J)		
6/27/2017				<0.001	<0.001	0.00076 (J)	0.0011 (J)		
6/28/2017	0.00076 (J)	0.00089 (J)	0.00079 (J)						
3/27/2018			<0.001	<0.001	<0.001	<0.001			
3/28/2018	<0.001	<0.001					<0.001		
6/6/2018				<0.001	<0.001	<0.001	<0.001		
6/7/2018	<0.001	<0.001	<0.001						
10/8/2018	<0.001	<0.001	<0.001	<0.001					
10/9/2018					0.00057 (J)	0.00053 (J)	0.00068 (J)		
10/18/2018								<0.001	<0.001
2/19/2019		<0.001	<0.001						
2/20/2019	<0.001			<0.001	<0.001	<0.001	<0.001		
4/1/2019					<0.001	0.001 (J)	<0.001		
4/2/2019	<0.001	<0.001	<0.001	<0.001					
9/16/2019				<0.001			<0.001		
9/17/2019	<0.001				<0.001	0.00035 (J)			
9/18/2019		0.00035 (J)	<0.001						
2/18/2020	<0.001	0.00034 (J)	<0.001	<0.001	<0.001	<0.001			
2/19/2020							0.00039 (J)		
3/23/2020	<0.001								
3/24/2020		<0.001	<0.001						
3/25/2020				0.00044 (J)		0.00063 (J)	<0.001		
3/26/2020					<0.001				
9/14/2020				<0.001	<0.001	<0.001	<0.001		
9/15/2020	<0.001	<0.001	<0.001						
2/9/2021				<0.001	<0.001	<0.001	<0.001		
2/10/2021	<0.001	<0.001	<0.001						
3/30/2021	<0.001								
3/31/2021		<0.001	<0.001				0.00033 (J)		
4/1/2021				<0.001	0.00044 (J)	<0.001			
8/18/2021	<0.001	<0.001	<0.001	<0.001	<0.001	<0.001			
8/19/2021							<0.001		
2/9/2022				<0.001	<0.001			<0.001	<0.001
2/10/2022		0.00031 (J)	<0.001			<0.001	<0.001		
2/11/2022	<0.001								
8/18/2022					<0.001	<0.001	<0.001		
8/19/2022				<0.001					

Time Series

Constituent: Arsenic (mg/L) Analysis Run 5/8/2023 2:12 PM
Plant Scherer Client: Southern Company Data: Scherer AP

	SGWC-21	SGWC-22	SGWC-23	SGWC-6	SGWC-7	SGWC-8	SGWC-9	PZ-41S	PZ-43S
8/22/2022	<0.001	0.00044 (J)	<0.001						
8/24/2022								<0.001	<0.001
2/22/2023				<0.001	<0.001	<0.001	<0.001		
2/23/2023	<0.001	<0.001	<0.001					<0.001	
2/24/2023									<0.001

Time Series

Constituent: Arsenic (mg/L) Analysis Run 5/8/2023 2:12 PM
Plant Scherer Client: Southern Company Data: Scherer AP

	PZ-39S	PZ-14S	PZ-13S	PZ-44I	PZ-17I	PZ-40I	PZ-42I	PZ-69I
10/16/2018				<0.001				
10/17/2018	0.0019							
10/18/2018					<0.001	<0.001	<0.001	
2/8/2022		<0.001	<0.001					
2/9/2022	<0.001			<0.001	<0.001		<0.001	
2/10/2022						<0.001		0.00059 (J)
8/22/2022							0.00049 (J)	
8/23/2022	0.00028 (J)	<0.001				<0.001		
8/24/2022			<0.001	<0.001	<0.001			0.00074 (J)
2/23/2023		<0.001	<0.001		<0.001		<0.001	
2/24/2023	<0.001					<0.001		0.0007 (J)
2/28/2023				<0.001				

Time Series

Constituent: Barium (mg/L) Analysis Run 5/8/2023 2:12 PM
 Plant Scherer Client: Southern Company Data: Scherer AP

	SGWA-1 (bg)	SGWA-2 (bg)	SGWA-24 (bg)	SGWA-25 (bg)	SGWA-3 (bg)	SGWA-4 (bg)	SGWA-5 (bg)	SGWC-10	SGWC-11
5/10/2016	0.0663	0.0409	0.0214	0.0253	0.036		0.0112		
5/11/2016						0.0484		0.0294	0.038
6/23/2016	0.055	0.0342	0.0204				0.0101		
6/24/2016					0.0343	0.0471			
6/27/2016				0.0253					
6/28/2016								0.0293	0.0363
8/16/2016	0.048	0.034	0.018		0.029		0.0088		
8/17/2016				0.021		0.046		0.029	0.033
10/13/2016	0.061		0.022						
10/14/2016		0.041		0.023	0.034		0.01		
10/17/2016						0.049		0.027	0.035
12/5/2016			0.023						
12/6/2016	0.053	0.042		0.02	0.033	0.047	0.011	0.03	0.035
2/14/2017	0.046	0.035	0.021	0.018	0.032	0.05	0.01		
2/15/2017								0.025	0.036
4/10/2017			0.021						
4/11/2017	0.046	0.037		0.021	0.033	0.053	0.01		
4/12/2017								0.028	0.038
6/26/2017	0.048	0.037	0.022		0.036	0.058	0.011		
6/27/2017				0.024				0.034	0.042
3/26/2018	0.053	0.036	0.022		0.035				
3/27/2018				0.024		0.061	0.01	0.031	0.039
6/5/2018	0.058	0.038	0.022	0.024			0.011		
6/6/2018					0.036	0.058		0.027	0.041
10/5/2018	0.058	0.036	0.024		0.035				
10/8/2018				0.024		0.064	0.011		
10/9/2018								0.032	
10/16/2018									0.037
2/18/2019	0.046	0.035				0.057			
2/19/2019			0.019	0.022	0.033		0.0094		
2/20/2019								0.036	0.044
3/28/2019				0.022	0.036	0.061	0.0097		
3/29/2019	0.044	0.039	0.021						
4/1/2019								0.039	0.041
9/12/2019							0.012		
9/13/2019			0.025						
9/16/2019	0.048	0.045		0.028	0.041	0.068			0.045
9/17/2019								0.029	
2/13/2020	0.042	0.043	0.025						
2/17/2020				0.026			0.01		
2/18/2020					0.04	0.069			0.044
2/19/2020								0.027	
3/17/2020		0.039		0.025	0.037		0.01		
3/18/2020	0.046		0.023			0.071			
3/25/2020								0.036	0.046
9/14/2020	0.043	0.038	0.024	0.026	0.039	0.068	0.011	0.027	0.042
2/9/2021	0.043	0.037	0.023	0.025	0.035	0.065	0.01	0.028	0.043
3/30/2021	0.047	0.039	0.022						
3/31/2021					0.041	0.068	0.011	0.036	
4/7/2021				0.026					0.046
8/17/2021	0.047	0.038		0.027		0.066			
8/18/2021			0.025		0.036		0.011		

Time Series

Constituent: Barium (mg/L) Analysis Run 5/8/2023 2:12 PM
Plant Scherer Client: Southern Company Data: Scherer AP

	SGWA-1 (bg)	SGWA-2 (bg)	SGWA-24 (bg)	SGWA-25 (bg)	SGWA-3 (bg)	SGWA-4 (bg)	SGWA-5 (bg)	SGWC-10	SGWC-11
8/19/2021								0.025	0.045
2/9/2022	0.044	0.039		0.026	0.041	0.069	0.011		
2/10/2022			0.025						0.045
2/11/2022								0.025	
8/17/2022	0.046	0.04							
8/18/2022			0.023	0.022	0.035	0.071	0.011		0.044
8/19/2022								0.027	
2/21/2023	0.049				0.045		0.012		
2/22/2023		0.038				0.078		0.038	0.044
2/23/2023			0.028	0.026					

Time Series

Constituent: Barium (mg/L) Analysis Run 5/8/2023 2:12 PM
 Plant Scherer Client: Southern Company Data: Scherer AP

	SGWC-12	SGWC-13	SGWC-14	SGWC-15	SGWC-16	SGWC-17	SGWC-18	SGWC-19	SGWC-20
5/11/2016	0.0324								
5/12/2016		0.0198	0.067	0.041	0.0163	0.0157			0.0436
5/13/2016							0.0138	0.0507	
6/28/2016	0.0321	0.0208	0.0668	0.0435	0.0165				
6/29/2016						0.0161 (J)		0.0485	0.0466
6/30/2016							0.0145 (J)		
8/18/2016	0.03	0.022	0.06	0.043	0.017	0.016			
8/22/2016							0.014	0.044	0.038
10/17/2016	0.032	0.024	0.06						
10/18/2016				0.041	0.017			0.042	0.039
10/19/2016						0.021 (D)	0.016		
12/6/2016	0.032	0.025							
12/7/2016			0.063	0.042	0.017	0.018	0.015		
12/8/2016								0.045	0.038
2/15/2017	0.036	0.026	0.061	0.038		0.02			
2/16/2017					0.017		0.013	0.04	0.034
4/12/2017	0.037	0.029	0.062	0.038					
4/13/2017					0.019	0.019	0.012	0.037	0.028
6/27/2017	0.042	0.031	0.06	0.041	0.02	0.019			
6/28/2017							0.012	0.04	0.03
3/27/2018	0.043	0.029	0.055	0.035	0.021	0.02			
3/28/2018							0.029	0.034	0.027
6/6/2018	0.048								
6/7/2018		0.032	0.057	0.035	0.022	0.02			0.029
6/8/2018							0.032	0.035	
10/8/2018	0.049	0.033	0.053		0.025	0.021			
10/9/2018								0.037	
10/16/2018				0.031					
10/18/2018							0.033		0.027
2/20/2019	0.054	0.041	0.053	0.036	0.027	0.023	0.034	0.036	0.03
4/1/2019	0.051	0.038	0.054	0.034					
4/2/2019					0.023	0.02	0.028	0.03	0.023
9/16/2019	0.052								
9/17/2019		0.036	0.048	0.034	0.029	0.025	0.026	0.035	0.025
2/18/2020									0.023
2/19/2020	0.053	0.033	0.047	0.031	0.029	0.022		0.034	
2/20/2020							0.023		
3/23/2020								0.032	0.024
3/24/2020						0.024			
3/26/2020	0.051						0.02		
3/27/2020		0.034	0.049	0.028	0.027				
9/14/2020	0.057	0.039							
9/15/2020			0.05	0.031	0.031	0.025	0.02	0.034	0.024
2/9/2021	0.058	0.036	0.046	0.029	0.03				
2/10/2021						0.023	0.016	0.031	0.023
3/30/2021							0.015	0.03	0.021
3/31/2021				0.028					
4/1/2021					0.029	0.022			
4/6/2021			0.048						
4/7/2021	0.058	0.037							
8/18/2021						0.024	0.022		
8/19/2021		0.036	0.042	0.027	0.029			0.027	0.02

Time Series

Constituent: Barium (mg/L) Analysis Run 5/8/2023 2:12 PM
Plant Scherer Client: Southern Company Data: Scherer AP

	SGWC-12	SGWC-13	SGWC-14	SGWC-15	SGWC-16	SGWC-17	SGWC-18	SGWC-19	SGWC-20
8/20/2021	0.057								
2/10/2022	0.057				0.034		0.013		
2/11/2022		0.034		0.027		0.025		0.032	0.022
2/14/2022			0.047						
8/18/2022	0.056	0.036							
8/19/2022			0.048	0.025					
8/22/2022								0.023	0.021
8/23/2022							0.012		
8/31/2022					0.033	0.033			
2/22/2023						0.024	0.0098 (J)	0.022	0.018
2/23/2023	0.058	0.035	0.038	0.023	0.035				

Time Series

Constituent: Barium (mg/L) Analysis Run 5/8/2023 2:12 PM
 Plant Scherer Client: Southern Company Data: Scherer AP

	SGWC-21	SGWC-22	SGWC-23	SGWC-6	SGWC-7	SGWC-8	SGWC-9	PZ-41S	PZ-43S
5/11/2016				0.0933	0.295	0.251	0.0494		
5/12/2016	0.0914	0.1	0.0959						
6/27/2016				0.101	0.353	0.205			
6/29/2016	0.0933	0.0991	0.0957				0.0535		
8/17/2016				0.094	0.29	0.16			
8/19/2016		0.096	0.093						
8/22/2016	0.086							0.049	
10/17/2016				0.11		0.17			
10/18/2016	0.093	0.096	0.093		0.29		0.049		
12/6/2016				0.11	0.31	0.16			
12/7/2016	0.096	0.09	0.09				0.048		
2/14/2017				0.056	0.3	0.18			
2/15/2017			0.09						
2/16/2017	0.091	0.091					0.056		
4/12/2017				0.048	0.3	0.18			
4/13/2017	0.088	0.091	0.081				0.063		
6/27/2017				0.058	0.36	0.18	0.067		
6/28/2017	0.094	0.1	0.085						
3/27/2018			0.076	0.021	0.27	0.17			
3/28/2018	0.09	0.084					0.069		
6/6/2018				0.014	0.24	0.18	0.069		
6/7/2018	0.092	0.084	0.082						
10/8/2018	0.092	0.084	0.077	0.069					
10/9/2018					0.28	0.17	0.077		
10/18/2018								0.059	0.12
2/19/2019		0.075	0.064						
2/20/2019	0.1			0.052	0.28	0.2	0.077		
4/1/2019					0.24	0.19	0.071		
4/2/2019	0.087	0.076	0.068	0.069					
9/16/2019				0.13			0.077		
9/17/2019	0.097				0.23	0.19			
9/18/2019		0.078	0.068						
2/18/2020	0.11	0.085	0.065	0.083	0.25	0.17			
2/19/2020							0.065		
3/23/2020	0.1								
3/24/2020		0.081	0.065						
3/25/2020				0.12		0.19	0.066		
3/26/2020					0.23				
9/14/2020				0.14	0.27	0.18	0.059		
9/15/2020	0.13	0.083	0.064						
2/9/2021				0.12	0.26	0.18	0.054		
2/10/2021	0.12	0.078	0.066						
3/30/2021	0.12								
3/31/2021		0.072	0.059				0.061		
4/1/2021				0.12	0.26	0.17			
8/18/2021	0.12	0.074	0.056	0.13	0.24	0.16			
8/19/2021							0.043		
2/9/2022				0.13	0.21			0.026	0.085
2/10/2022		0.07	0.064			0.18	0.047		
2/11/2022	0.11								
8/18/2022					0.2	0.16	0.05		
8/19/2022				0.15					

Time Series

Constituent: Barium (mg/L) Analysis Run 5/8/2023 2:12 PM
Plant Scherer Client: Southern Company Data: Scherer AP

	PZ-39S	PZ-14S	PZ-13S	PZ-44I	PZ-17I	PZ-40I	PZ-42I	PZ-69I
10/16/2018				0.014				
10/17/2018	0.02							
10/18/2018					0.055	0.089	0.1	
2/8/2022		0.033	0.049					
2/9/2022	0.04			0.0078 (J)	0.06		0.056	
2/10/2022						0.042		0.14
8/22/2022							0.052	
8/23/2022	0.039	0.034				0.055		
8/24/2022			0.046	0.0079 (J)	0.058			0.13
2/23/2023		0.036	0.049		0.062		0.052	
2/24/2023	0.045					0.039		0.16
2/28/2023				0.008 (J)				

Time Series

Constituent: Beryllium (mg/L) Analysis Run 5/8/2023 2:12 PM

Plant Scherer Client: Southern Company Data: Scherer AP

	SGWA-1 (bg)	SGWA-2 (bg)	SGWA-24 (bg)	SGWA-25 (bg)	SGWA-3 (bg)	SGWA-4 (bg)	SGWA-5 (bg)	SGWC-10	SGWC-11
5/10/2016	<0.0025	<0.0025	<0.0025	<0.0025	<0.0025		<0.0025		
5/11/2016						<0.0025		<0.0025	<0.0025
6/23/2016	0.0002 (J)	<0.0025	<0.0025				<0.0025		
6/24/2016					<0.0025	<0.0025			
6/27/2016				<0.0025					
6/28/2016								<0.0025	<0.0025
8/16/2016	<0.0025	<0.0025	<0.0025		<0.0025		<0.0025		
8/17/2016				<0.0025		<0.0025		<0.0025	<0.0025
10/13/2016	<0.0025		<0.0025						
10/14/2016		<0.0025		<0.0025	<0.0025		<0.0025		
10/17/2016						<0.0025		<0.0025	<0.0025
12/5/2016			<0.0025						
12/6/2016	<0.0025	<0.0025		<0.0025	<0.0025	<0.0025	<0.0025	<0.0025	<0.0025
2/14/2017	<0.0025	<0.0025	<0.0025	<0.0025	<0.0025	<0.0025	<0.0025		
2/15/2017								<0.0025	<0.0025
4/10/2017			<0.0025						
4/11/2017	<0.0025	<0.0025		<0.0025	<0.0025	<0.0025	<0.0025		
4/12/2017								<0.0025	<0.0025
6/26/2017	<0.0025	<0.0025	<0.0025		<0.0025	<0.0025	<0.0025		
6/27/2017				<0.0025				<0.0025	<0.0025
3/26/2018	<0.0025	<0.0025	<0.0025		<0.0025				
3/27/2018				<0.0025		<0.0025	<0.0025	<0.0025	<0.0025
6/5/2018	<0.0025	<0.0025	<0.0025	<0.0025			<0.0025		
6/6/2018					<0.0025	<0.0025		<0.0025	<0.0025
10/5/2018	<0.0025	<0.0025	<0.0025		<0.0025				
10/8/2018				<0.0025		<0.0025	<0.0025		
10/9/2018								<0.0025	
10/16/2018									<0.0025
2/18/2019	<0.0025	<0.0025				<0.0025			
2/19/2019			<0.0025	<0.0025	<0.0025		<0.0025		
2/20/2019								<0.0025	<0.0025
3/28/2019				<0.0025	<0.0025	<0.0025	<0.0025		
3/29/2019	<0.0025	<0.0025	<0.0025						
4/1/2019								<0.0025	<0.0025
9/12/2019							<0.0025		
9/13/2019			<0.0025						
9/16/2019	0.00028 (J)	<0.0025		<0.0025	<0.0025	<0.0025			<0.0025
9/17/2019								<0.0025	
2/13/2020	0.00031 (J)	<0.0025	<0.0025						
2/17/2020				<0.0025			<0.0025		
2/18/2020					<0.0025	<0.0025			<0.0025
2/19/2020								0.00026 (J)	
3/17/2020		<0.0025		<0.0025	<0.0025		<0.0025		
3/18/2020	0.00029 (J)		<0.0025			0.00018 (J)			
3/25/2020								<0.0025	<0.0025
9/14/2020	0.00051 (J)	<0.0025	<0.0025	<0.0025	<0.0025	<0.0025	<0.0025	<0.0025	<0.0025
2/9/2021	<0.0025	<0.0025	<0.0025	<0.0025	<0.0025	<0.0025	<0.0025	<0.0025	<0.0025
3/30/2021	0.00025 (J)	<0.0025	<0.0025						
3/31/2021					<0.0025	<0.0025	<0.0025	<0.0025	
4/7/2021				<0.0025					<0.0025
8/17/2021	0.00029 (J)	<0.0025		<0.0025		<0.0025			
8/18/2021			<0.0025		<0.0025		<0.0025		

Time Series

Constituent: Beryllium (mg/L) Analysis Run 5/8/2023 2:12 PM
Plant Scherer Client: Southern Company Data: Scherer AP

	SGWA-1 (bg)	SGWA-2 (bg)	SGWA-24 (bg)	SGWA-25 (bg)	SGWA-3 (bg)	SGWA-4 (bg)	SGWA-5 (bg)	SGWC-10	SGWC-11
8/19/2021								<0.0025	<0.0025
2/9/2022	<0.0025	<0.0025		<0.0025	<0.0025	<0.0025	<0.0025		
2/10/2022			<0.0025						<0.0025
2/11/2022								<0.0025	
8/17/2022	0.00027 (J)	<0.0025							
8/18/2022			<0.0025	<0.0025	<0.0025	<0.0025	<0.0025		<0.0025
8/19/2022								<0.0025	
2/21/2023	0.00036 (J)				<0.0025		<0.0025		
2/22/2023		<0.0025				<0.0025		<0.0025	<0.0025
2/23/2023			<0.0025	<0.0025					

Time Series

Constituent: Beryllium (mg/L) Analysis Run 5/8/2023 2:12 PM

Plant Scherer Client: Southern Company Data: Scherer AP

	SGWC-12	SGWC-13	SGWC-14	SGWC-15	SGWC-16	SGWC-17	SGWC-18	SGWC-19	SGWC-20
5/11/2016	<0.0025								
5/12/2016		<0.0025	<0.0025	<0.0025	<0.0025	<0.0025			0.000742 (J)
5/13/2016							<0.0025	<0.0025	
6/28/2016	<0.0025	<0.0025	<0.0025	0.0003 (J)	<0.0025				
6/29/2016						<0.0025		0.0002 (J)	0.0007 (J)
6/30/2016							0.0003 (J)		
8/18/2016	<0.0025	<0.0025	<0.0025	0.00037 (J)	<0.0025	<0.0025			
8/22/2016							<0.0025	<0.0025	0.00074 (J)
10/17/2016	<0.0025	<0.0025	<0.0025						
10/18/2016				<0.0025	<0.0025			<0.0025	0.00075 (J)
10/19/2016						<0.0025	<0.0025		
12/6/2016	<0.0025	<0.0025							
12/7/2016			<0.0025	<0.0025	<0.0025	<0.0025	<0.0025		
12/8/2016								<0.0025	0.00093 (J)
2/15/2017	<0.0025	<0.0025	<0.0025	0.00037 (J)		<0.0025			
2/16/2017					<0.0025		<0.0025	<0.0025	0.00091 (J)
4/12/2017	<0.0025	<0.0025	<0.0025	0.00035 (J)					
4/13/2017					<0.0025	<0.0025	<0.0025	<0.0025	0.00065 (J)
6/27/2017	<0.0025	<0.0025	<0.0025	0.0004 (J)	<0.0025	<0.0025			
6/28/2017							<0.0025	<0.0025	0.00073 (J)
3/27/2018	<0.0025	<0.0025	<0.0025	0.00041 (J)	<0.0025	<0.0025			
3/28/2018							0.00036 (J)	<0.0025	0.00079 (J)
6/6/2018	<0.0025								
6/7/2018		<0.0025	<0.0025	0.00038 (J)	<0.0025	<0.0025			0.00086 (J)
6/8/2018							0.00035 (J)	<0.0025	
10/8/2018	<0.0025	<0.0025	<0.0025		<0.0025	<0.0025			
10/9/2018								<0.0025	
10/16/2018				0.0004 (J)					
10/18/2018							<0.0025		0.00079 (J)
2/20/2019	<0.0025	<0.0025	<0.0025	0.00042 (J)	<0.0025	<0.0025	0.00033 (J)	0.00016 (J)	0.00077 (J)
4/1/2019	<0.0025	<0.0025	<0.0025	0.00034 (J)					
4/2/2019					<0.0025	<0.0025	<0.0025	<0.0025	0.00043 (J)
9/16/2019	<0.0025								
9/17/2019		<0.0025	<0.0025	0.00046 (J)	<0.0025	<0.0025	0.00035 (J)	<0.0025	0.00057 (J)
2/18/2020									0.00052 (J)
2/19/2020	<0.0025	<0.0025	<0.0025	0.00045 (J)	<0.0025	<0.0025		<0.0025	
2/20/2020							0.00049 (J)		
3/23/2020								<0.0025	0.00077 (J)
3/24/2020						<0.0025			
3/26/2020	<0.0025						0.00033 (J)		
3/27/2020		<0.0025	0.00053 (J)	0.00059 (J)	<0.0025				
9/14/2020	<0.0025	<0.0025							
9/15/2020			0.0002 (J)	0.00053 (J)	<0.0025	<0.0025	0.0003 (J)	0.00018 (J)	0.00078 (J)
2/9/2021	<0.0025	<0.0025	<0.0025	0.00044 (J)	<0.0025				
2/10/2021						0.00028 (J)	0.00036 (J)	0.00019 (J)	0.0009 (J)
3/30/2021							0.00025 (J)	0.00018 (J)	0.00058 (J)
3/31/2021				0.00045 (J)					
4/1/2021					<0.0025	<0.0025			
4/6/2021			<0.0025						
4/7/2021	<0.0025	<0.0025							
8/18/2021						<0.0025	0.00035 (J)		
8/19/2021		<0.0025	<0.0025	0.00033 (J)	<0.0025			<0.0025	0.00091 (J)

Time Series

Constituent: Beryllium (mg/L) Analysis Run 5/8/2023 2:12 PM
Plant Scherer Client: Southern Company Data: Scherer AP

	SGWC-12	SGWC-13	SGWC-14	SGWC-15	SGWC-16	SGWC-17	SGWC-18	SGWC-19	SGWC-20
8/20/2021	<0.0025								
2/10/2022	<0.0025				<0.0025		<0.0025		
2/11/2022		<0.0025		0.0004 (J)		<0.0025		<0.0025	0.00074 (J)
2/14/2022			<0.0025						
8/18/2022	<0.0025	<0.0025							
8/19/2022			<0.0025	0.00039 (J)					
8/22/2022								<0.0025	0.00062 (J)
8/23/2022							<0.0025		
8/31/2022					<0.0025	<0.0025			
2/22/2023						<0.0025	<0.0025	<0.0025	0.00044 (J)
2/23/2023	<0.0025	<0.0025	<0.0025	0.00038 (J)	<0.0025				

Time Series

Constituent: Beryllium (mg/L) Analysis Run 5/8/2023 2:12 PM

Plant Scherer Client: Southern Company Data: Scherer AP

	SGWC-21	SGWC-22	SGWC-23	SGWC-6	SGWC-7	SGWC-8	SGWC-9	PZ-41S	PZ-43S
5/11/2016				<0.0025	<0.0025	<0.0025	<0.0025		
5/12/2016	<0.0025	<0.0025	<0.0025						
6/27/2016				<0.0025	<0.0025	<0.0025			
6/29/2016	<0.0025	<0.0025	<0.0025				<0.0025		
8/17/2016				<0.0025	<0.0025	<0.0025			
8/19/2016		<0.0025	<0.0025						
8/22/2016	<0.0025						<0.0025		
10/17/2016				<0.0025		<0.0025			
10/18/2016	<0.0025	<0.0025	<0.0025		<0.0025		<0.0025		
12/6/2016				<0.0025	<0.0025	<0.0025			
12/7/2016	<0.0025	<0.0025	<0.0025				<0.0025		
2/14/2017				<0.0025	<0.0025	<0.0025			
2/15/2017			<0.0025						
2/16/2017	<0.0025	<0.0025					<0.0025		
4/12/2017				<0.0025	<0.0025	<0.0025			
4/13/2017	<0.0025	<0.0025	<0.0025				<0.0025		
6/27/2017				<0.0025	<0.0025	<0.0025	<0.0025		
6/28/2017	<0.0025	<0.0025	<0.0025						
3/27/2018			<0.0025	<0.0025	<0.0025	<0.0025			
3/28/2018	<0.0025	<0.0025					<0.0025		
6/6/2018				<0.0025	<0.0025	<0.0025	<0.0025		
6/7/2018	<0.0025	<0.0025	<0.0025						
10/8/2018	<0.0025	<0.0025	<0.0025	<0.0025					
10/9/2018					<0.0025	<0.0025	<0.0025		
10/18/2018								<0.0025	<0.0025
2/19/2019		<0.0025	<0.0025						
2/20/2019	<0.0025			<0.0025	<0.0025	<0.0025	<0.0025		
4/1/2019					<0.0025	<0.0025	<0.0025		
4/2/2019	<0.0025	<0.0025	<0.0025	<0.0025					
9/16/2019				<0.0025			<0.0025		
9/17/2019	<0.0025				<0.0025	0.00019 (J)			
9/18/2019		<0.0025	<0.0025						
2/18/2020	<0.0025	<0.0025	<0.0025	<0.0025	<0.0025	<0.0025			
2/19/2020							<0.0025		
3/23/2020	<0.0025								
3/24/2020		<0.0025	<0.0025						
3/25/2020				0.0002 (J)		0.0003 (J)	<0.0025		
3/26/2020					<0.0025				
9/14/2020				<0.0025	<0.0025	<0.0025	<0.0025		
9/15/2020	<0.0025	0.00033 (J)	<0.0025						
2/9/2021				<0.0025	<0.0025	<0.0025	<0.0025		
2/10/2021	<0.0025	<0.0025	<0.0025						
3/30/2021	<0.0025								
3/31/2021		<0.0025	<0.0025				<0.0025		
4/1/2021				<0.0025	<0.0025	<0.0025			
8/18/2021	<0.0025	<0.0025	<0.0025	<0.0025	<0.0025	<0.0025			
8/19/2021							<0.0025		
2/9/2022				<0.0025	<0.0025			<0.0025	<0.0025
2/10/2022		<0.0025	<0.0025			<0.0025	<0.0025		
2/11/2022	<0.0025								
8/18/2022					<0.0025	<0.0025	<0.0025		
8/19/2022				<0.0025					

Time Series

Constituent: Beryllium (mg/L) Analysis Run 5/8/2023 2:12 PM
Plant Scherer Client: Southern Company Data: Scherer AP

	SGWC-21	SGWC-22	SGWC-23	SGWC-6	SGWC-7	SGWC-8	SGWC-9	PZ-41S	PZ-43S
8/22/2022	<0.0025	<0.0025	<0.0025						
8/24/2022								<0.0025	<0.0025
2/22/2023				<0.0025	<0.0025	<0.0025	<0.0025		
2/23/2023	<0.0025	<0.0025	<0.0025					<0.0025	
2/24/2023									<0.0025

Time Series

Constituent: Beryllium (mg/L) Analysis Run 5/8/2023 2:12 PM
Plant Scherer Client: Southern Company Data: Scherer AP

	PZ-39S	PZ-14S	PZ-13S	PZ-44I	PZ-17I	PZ-40I	PZ-42I	PZ-69I
10/16/2018				<0.0025				
10/17/2018	<0.0025							
10/18/2018					<0.0025	<0.0025	<0.0025	
2/8/2022		<0.0025	<0.0025					
2/9/2022	<0.0025			<0.0025	<0.0025		<0.0025	
2/10/2022						<0.0025		<0.0025
8/22/2022							<0.0025	
8/23/2022	<0.0025	<0.0025				<0.0025		
8/24/2022			<0.0025	<0.0025	<0.0025			<0.0025
2/23/2023		<0.0025	<0.0025		<0.0025		<0.0025	
2/24/2023	<0.0025					<0.0025		<0.0025
2/28/2023				<0.0025				

Time Series

Constituent: Boron, total (mg/L) Analysis Run 5/8/2023 2:12 PM

Plant Scherer Client: Southern Company Data: Scherer AP

	SGWA-1 (bg)	SGWA-2 (bg)	SGWA-24 (bg)	SGWA-25 (bg)	SGWA-3 (bg)	SGWA-4 (bg)	SGWA-5 (bg)	SGWC-10	SGWC-11
5/10/2016	<0.08	<0.08	<0.08	<0.08	<0.08		<0.08		
5/11/2016						<0.08		0.0275 (J)	0.242
6/23/2016	<0.08	<0.08	<0.08				<0.08		
6/24/2016					0.0109 (J)	0.0067 (J)			
6/27/2016				0.0052 (J)					
6/28/2016								0.035 (J)	0.245
8/16/2016	<0.08	<0.08	<0.08		<0.08		<0.08		
8/17/2016				<0.08		<0.08		0.028 (J)	0.26
10/13/2016	<0.08		<0.08						
10/14/2016		<0.08		<0.08	<0.08		<0.08		
10/17/2016						<0.08		0.032 (J)	0.25
12/5/2016			<0.08						
12/6/2016	<0.08	<0.08		<0.08	<0.08	<0.08	<0.08	<0.05	0.27
2/14/2017	<0.08	<0.08	<0.08	<0.08	<0.08	<0.08	<0.08		
2/15/2017								0.035 (J)	0.28
4/10/2017			<0.08						
4/11/2017	<0.08	<0.08		<0.08	<0.08	<0.08	<0.08		
4/12/2017								0.052	0.29
6/26/2017	<0.08	<0.08	<0.08		<0.08	<0.08	<0.08		
6/27/2017				<0.08				<0.05	0.29
10/10/2017	<0.08	<0.08	<0.08						
10/11/2017				<0.08	<0.08	<0.08	<0.08		0.31
10/12/2017								0.049 (J)	
6/5/2018	<0.08	<0.08	<0.08	<0.08			<0.08		
6/6/2018					<0.08	<0.08		0.07	0.37
10/16/2018									0.35
12/13/2018	<0.08	<0.08	<0.08	<0.08	<0.08	<0.08	<0.08		
12/17/2018								0.098	
3/28/2019				<0.08	<0.08	<0.08	<0.08		
3/29/2019	<0.08	<0.08	<0.08						
4/1/2019								0.16	0.46
9/12/2019							<0.08		
9/13/2019			<0.08						
9/16/2019	0.13	0.089		<0.08	0.05	<0.08			0.39
9/17/2019								0.077	
3/17/2020		<0.08		<0.08	<0.08		<0.08		
3/18/2020	<0.08		<0.08			<0.08			
3/25/2020								0.12	0.45
9/14/2020	<0.08	<0.08	<0.08	<0.08	<0.08	<0.08	<0.08	0.082	0.43
3/30/2021	0.041 (J)	0.045 (J)	0.072 (J)						
3/31/2021					<0.08	<0.08	<0.08	0.15	
4/7/2021				<0.08					0.68
8/17/2021	<0.08	<0.08		<0.08		<0.08			
8/18/2021			<0.08		<0.08		<0.08		
8/19/2021								0.091	0.54
2/9/2022	<0.08	<0.08		<0.08	<0.08	<0.08	<0.08		
2/10/2022			<0.08						0.53
2/11/2022								0.09	
8/17/2022	<0.08	<0.08							
8/18/2022			<0.08	<0.08	0.072 (J)	<0.08	<0.08		0.57
8/19/2022								0.083	
2/21/2023	<0.08				<0.08		<0.08		

Time Series

Constituent: Boron, total (mg/L) Analysis Run 5/8/2023 2:12 PM
Plant Scherer Client: Southern Company Data: Scherer AP

	SGWA-1 (bg)	SGWA-2 (bg)	SGWA-24 (bg)	SGWA-25 (bg)	SGWA-3 (bg)	SGWA-4 (bg)	SGWA-5 (bg)	SGWC-10	SGWC-11
2/22/2023		<0.08				<0.08		0.28	0.75
2/23/2023			0.18	0.1					

Time Series

Constituent: Boron, total (mg/L) Analysis Run 5/8/2023 2:12 PM

Plant Scherer Client: Southern Company Data: Scherer AP

	SGWC-12	SGWC-13	SGWC-14	SGWC-15	SGWC-16	SGWC-17	SGWC-18	SGWC-19	SGWC-20
5/11/2016	<0.08								
5/12/2016		0.599	1.38	1.57	0.562	0.195			1.99
5/13/2016							3.71	1.87	
6/28/2016	0.0054 (J)	0.52	1.29	1.36	0.546				
6/29/2016						0.198 (J)		1.67	1.88
6/30/2016							3.8		
8/18/2016	<0.08	0.51	1.3	1.5	0.54	0.24			
8/22/2016							3.3	1.7	2
10/17/2016	<0.08	0.58	1.6						
10/18/2016				1.9	0.55			2.1	2.5
10/19/2016						0.37	4.5		
12/6/2016	<0.08	0.5							
12/7/2016			1.5	1.5	0.56	0.4	4.8		
12/8/2016								1.7	1.9
2/15/2017	<0.08	0.5	1.5	1.5		0.38			
2/16/2017					0.58		3.9	2.3	2.3
4/12/2017	<0.08	0.47	1.4	1.7					
4/13/2017					0.56	0.34	3.8	1.9	2
6/27/2017	<0.08	0.51	1.6	1.7	0.56	0.33			
6/28/2017							3.6	1.9	2.3
10/11/2017	<0.08	0.49	1.5						
10/12/2017				1.6	0.57	0.47	3.9	1.9	2.6
6/6/2018	<0.08								
6/7/2018		0.45	1.6	1.7	0.59	0.35			2.1
6/8/2018							4.3	1.8	
10/16/2018				1.5					
10/18/2018							4.9		2.3
12/14/2018	<0.08	0.47	1.4			0.44			
12/17/2018					0.55			1.8	
4/1/2019	<0.08	0.57	1.7	1.6					
4/2/2019					0.53	0.32	5.3	2	2
9/16/2019	<0.08								
9/17/2019		0.43	1.4	1.4	0.55	0.43	5	1.8	1.8
3/23/2020								1.7	1.9
3/24/2020						0.37			
3/26/2020	<0.08						6		
3/27/2020		0.49	1.5	1.4	0.59				
9/14/2020	<0.08	0.49							
9/15/2020			1.5	1.4	0.57	0.38	6.2	1.9	1.8
3/30/2021							6.4	1.9	1.6
3/31/2021				1.4					
4/1/2021					0.55	0.31			
4/6/2021			1.6						
4/7/2021	<0.08	0.59							
8/18/2021						0.32	6.6		
8/19/2021		0.59	1.7	1.6	0.72			2.1	1.9
8/20/2021	0.043 (J)								
2/10/2022	<0.08				0.63		6.4		
2/11/2022		0.48		1.2		0.27		1.7	1.5
2/14/2022			1.5						
8/18/2022	0.061 (J)	0.55							
8/19/2022			1.4	1.3					

Time Series

Constituent: Boron, total (mg/L) Analysis Run 5/8/2023 2:12 PM
Plant Scherer Client: Southern Company Data: Scherer AP

	SGWC-12	SGWC-13	SGWC-14	SGWC-15	SGWC-16	SGWC-17	SGWC-18	SGWC-19	SGWC-20
8/22/2022								1.7	1.6
8/23/2022							6.8		
8/31/2022					0.67	0.31			
2/22/2023						0.34	8.1	2	1.7
2/23/2023	0.079 (J)	0.69	1.7	2.2	0.87				

Time Series

Constituent: Boron, total (mg/L) Analysis Run 5/8/2023 2:12 PM

Plant Scherer Client: Southern Company Data: Scherer AP

	SGWC-21	SGWC-22	SGWC-23	SGWC-6	SGWC-7	SGWC-8	SGWC-9	PZ-41S	PZ-43S
5/11/2016				<0.08	0.0359 (J)	0.0678 (J)	1.54		
5/12/2016	1.4	0.411	0.691						
6/27/2016				0.0051 (J)	0.0354 (J)	0.0767 (J)			
6/29/2016	1.25	0.373 (J)	0.557				1.52		
8/17/2016				<0.08	0.039 (J)	0.067			
8/19/2016		0.37	0.58						
8/22/2016	1.3						1.6		
10/17/2016				<0.08		0.059			
10/18/2016	1.7	0.41	0.68		0.039 (J)		2.4		
12/6/2016				<0.08	0.03 (J)	0.054			
12/7/2016	1.3	0.36	0.6				1.6		
2/14/2017				<0.08	0.031 (J)	0.063			
2/15/2017			0.82						
2/16/2017	1.4	0.38 (J)					1.6		
4/12/2017				<0.08	0.039 (J)	0.068			
4/13/2017	1.4	0.4	0.54				1.7		
6/27/2017				<0.08	0.028 (J)	0.067	1.8		
6/28/2017	1.4	0.35	0.59						
10/11/2017				<0.08	0.026 (J)				
10/12/2017	1.4	0.4	0.54			0.075	1.8		
6/6/2018				<0.08	<0.08	0.059	1.8		
6/7/2018	1.4	0.41	0.71						
10/18/2018								3.5	0.82
12/14/2018				<0.08	<0.08	0.064			
12/17/2018	1.2	0.4	0.6				1.6		
4/1/2019					0.025 (J)	0.076	1.7		
4/2/2019	1.2	0.44	0.52	<0.08					
9/16/2019				0.04 (J)			1.6		
9/17/2019	1.1				<0.08	0.11			
9/18/2019		0.52	0.54						
2/13/2020								3.4	
3/23/2020	0.83								
3/24/2020		0.34	0.55						
3/25/2020				<0.08		0.089	1.6		
3/26/2020					0.055 (J)				
9/14/2020				<0.08	<0.08	0.1	1.7		
9/15/2020	1.2	0.5	0.38						
3/30/2021	1.1								
3/31/2021		0.47	0.51				1.5		
4/1/2021				<0.08	0.069 (J)	0.14			
4/5/2021								3.2	
8/18/2021	1.1	0.44	0.42	<0.08	0.047 (J)	0.14			
8/19/2021							1.5	2.2	
2/9/2022				<0.08	<0.08			3.2	0.9
2/10/2022		0.54	0.45			0.16	1.3		
2/11/2022	1								
8/18/2022					0.1	0.14	1.4		
8/19/2022				<0.08					
8/22/2022	1.2	0.57	0.46						
8/24/2022								3.2	1.1
2/22/2023				<0.08	0.064 (J)	0.11	1.6		
2/23/2023	1.3	0.63	0.81					3.8	

Time Series

Constituent: Boron, total (mg/L) Analysis Run 5/8/2023 2:12 PM

Plant Scherer Client: Southern Company Data: Scherer AP

	PZ-39S	PZ-14S	PZ-13S	PZ-44I	PZ-17I	PZ-40I	PZ-42I	PZ-69I
10/16/2018				<0.08				
10/17/2018	<0.08							
10/18/2018					0.067	3.8	2.6	
2/8/2022		<0.08	<0.08					
2/9/2022	<0.08			<0.08	0.16		2.7	
2/10/2022						4.1		0.44
8/22/2022							2.7	
8/23/2022	<0.08	<0.08				4.8		
8/24/2022			<0.08	0.083	0.2			0.43
2/23/2023		<0.08	<0.08		0.2		3	
2/24/2023	0.51					4.2		0.76
2/28/2023				<0.08				

Time Series

Constituent: Cadmium (mg/L) Analysis Run 5/8/2023 2:12 PM

Plant Scherer Client: Southern Company Data: Scherer AP

	SGWA-1 (bg)	SGWA-2 (bg)	SGWA-24 (bg)	SGWA-25 (bg)	SGWA-3 (bg)	SGWA-4 (bg)	SGWA-5 (bg)	SGWC-10	SGWC-11
5/10/2016	0.000156 (J)	<0.0025	<0.0025	<0.0025	<0.0025		<0.0025		
5/11/2016						<0.0025		<0.0025	<0.0025
6/23/2016	<0.0025	<0.0025	<0.0025				<0.0025		
6/24/2016					<0.0025	<0.0025			
6/27/2016				<0.0025					
6/28/2016								<0.0025	<0.0025
8/16/2016	<0.0025	<0.0025	<0.0025		<0.0025		<0.0025		
8/17/2016				<0.0025		<0.0025		<0.0025	<0.0025
10/13/2016	<0.0025		<0.0025						
10/14/2016		<0.0025		<0.0025	<0.0025		<0.0025		
10/17/2016						<0.0025		<0.0025	<0.0025
12/5/2016			<0.0025						
12/6/2016	<0.0025	<0.0025		<0.0025	<0.0025	<0.0025	<0.0025	<0.0025	<0.0025
2/14/2017	<0.0025	<0.0025	<0.0025	<0.0025	<0.0025	<0.0025	<0.0025		
2/15/2017								<0.0025	<0.0025
4/10/2017			<0.0025						
4/11/2017	<0.0025	<0.0025		<0.0025	<0.0025	<0.0025	0.0011 (J)		
4/12/2017								<0.0025	<0.0025
6/26/2017	<0.0025	<0.0025	<0.0025		<0.0025	<0.0025	<0.0025		
6/27/2017				<0.0025				<0.0025	<0.0025
3/26/2018	<0.0025	<0.0025	<0.0025		<0.0025				
3/27/2018				<0.0025		<0.0025	<0.0025	<0.0025	<0.0025
10/5/2018	<0.0025	<0.0025	<0.0025		<0.0025				
10/8/2018				<0.0025		<0.0025	<0.0025		
10/9/2018								<0.0025	
10/16/2018									<0.0025
2/18/2019	<0.0025	<0.0025				<0.0025			
2/19/2019			<0.0025	<0.0025	<0.0025		<0.0025		
2/20/2019								<0.0025	<0.0025
3/28/2019				<0.0025	<0.0025	<0.0025	<0.0025		
3/29/2019	<0.0025	<0.0025	<0.0025						
4/1/2019								<0.0025	<0.0025
9/12/2019							<0.0025		
9/13/2019			<0.0025						
9/16/2019	<0.0025	<0.0025		<0.0025	<0.0025	<0.0025			<0.0025
9/17/2019								<0.0025	
2/13/2020	<0.0025	<0.0025	<0.0025						
2/17/2020				<0.0025			<0.0025		
2/18/2020					<0.0025	<0.0025			<0.0025
2/19/2020								<0.0025	
3/17/2020		<0.0025		<0.0025	<0.0025		<0.0025		
3/18/2020	<0.0025		<0.0025			<0.0025			
3/25/2020								<0.0025	<0.0025
9/14/2020	<0.0025	<0.0025	<0.0025	<0.0025	<0.0025	<0.0025	<0.0025	<0.0025	<0.0025
2/9/2021	<0.0025	<0.0025	<0.0025	<0.0025	<0.0025	<0.0025	<0.0025	<0.0025	<0.0025
3/30/2021	<0.0025	<0.0025	<0.0025						
3/31/2021					<0.0025	<0.0025	<0.0025	<0.0025	
4/7/2021				<0.0025					<0.0025
8/17/2021	<0.0025	<0.0025		<0.0025		<0.0025			
8/18/2021			<0.0025		<0.0025		<0.0025		
8/19/2021								<0.0025	0.00022 (J)
2/9/2022	<0.0025	<0.0025		<0.0025	<0.0025	<0.0025	<0.0025		

Time Series

Constituent: Cadmium (mg/L) Analysis Run 5/8/2023 2:12 PM
Plant Scherer Client: Southern Company Data: Scherer AP

	SGWA-1 (bg)	SGWA-2 (bg)	SGWA-24 (bg)	SGWA-25 (bg)	SGWA-3 (bg)	SGWA-4 (bg)	SGWA-5 (bg)	SGWC-10	SGWC-11
2/10/2022			<0.0025						<0.0025
2/11/2022								<0.0025	
8/17/2022	<0.0025	<0.0025							
8/18/2022			<0.0025	<0.0025	<0.0025	<0.0025	<0.0025		<0.0025
8/19/2022								<0.0025	
2/21/2023	<0.0025				<0.0025		<0.0025		
2/22/2023		<0.0025				<0.0025		<0.0025	<0.0025
2/23/2023			<0.0025	<0.0025					

Time Series

Constituent: Cadmium (mg/L) Analysis Run 5/8/2023 2:12 PM

Plant Scherer Client: Southern Company Data: Scherer AP

	SGWC-12	SGWC-13	SGWC-14	SGWC-15	SGWC-16	SGWC-17	SGWC-18	SGWC-19	SGWC-20
5/11/2016	<0.0025								
5/12/2016		<0.0025	0.000136 (J)	0.000265 (J)	<0.0025	<0.0025			0.000108 (J)
5/13/2016							0.00016 (J)	<0.0025	
6/28/2016	<0.0025	<0.0025	<0.0025	0.0003 (J)	<0.0025				
6/29/2016						<0.0025		<0.0025	0.0001 (J)
6/30/2016							0.0002 (J)		
8/18/2016	<0.0025	<0.0025	<0.0025	<0.0025	<0.0025	<0.0025			
8/22/2016							<0.0025	<0.0025	<0.0025
10/17/2016	<0.0025	<0.0025	<0.0025						
10/18/2016				<0.0025	<0.0025			<0.0025	<0.0025
10/19/2016						<0.0025	<0.0025		
12/6/2016	<0.0025	<0.0025							
12/7/2016			<0.0025	<0.0025	<0.0025	<0.0025	<0.0025		
12/8/2016								<0.0025	<0.0025
2/15/2017	<0.0025	<0.0025	<0.0025	0.00044 (J)		<0.0025			
2/16/2017						<0.0025	<0.0025	0.00036 (J)	<0.0025
4/12/2017	<0.0025	<0.0025	<0.0025	<0.0025					
4/13/2017						<0.0025	<0.0025	<0.0025	<0.0025
6/27/2017	<0.0025	<0.0025	<0.0025	<0.0025	<0.0025	<0.0025			
6/28/2017							<0.0025	<0.0025	<0.0025
3/27/2018	<0.0025	<0.0025	<0.0025	<0.0025	<0.0025	<0.0025			
3/28/2018							<0.0025	<0.0025	<0.0025
10/8/2018	<0.0025	<0.0025	<0.0025		<0.0025	<0.0025			
10/9/2018								<0.0025	
10/16/2018				<0.0025					
10/18/2018							<0.0025		<0.0025
2/20/2019	<0.0025	<0.0025	<0.0025	0.00033 (J)	<0.0025	<0.0025	0.00023 (J)	<0.0025	<0.0025
4/1/2019	<0.0025	<0.0025	<0.0025	<0.0025					
4/2/2019					<0.0025	<0.0025	<0.0025	<0.0025	<0.0025
9/16/2019	<0.0025								
9/17/2019		<0.0025	<0.0025	0.00034 (J)	<0.0025	<0.0025	0.00018 (J)	<0.0025	<0.0025
2/18/2020									<0.0025
2/19/2020	<0.0025	<0.0025	<0.0025	0.0003 (J)	<0.0025	<0.0025		<0.0025	
2/20/2020							0.00032 (J)		
3/23/2020								<0.0025	<0.0025
3/24/2020						<0.0025			
3/26/2020	<0.0025						<0.0025		
3/27/2020		<0.0025	0.00057 (J)	0.00042 (J)	<0.0025				
9/14/2020	<0.0025	<0.0025							
9/15/2020			<0.0025	0.00032 (J)	<0.0025	<0.0025	<0.0025	<0.0025	<0.0025
2/9/2021	<0.0025	<0.0025	<0.0025	0.0003 (J)	<0.0025				
2/10/2021						<0.0025	0.00035 (J)	<0.0025	<0.0025
3/30/2021							<0.0025	<0.0025	<0.0025
3/31/2021				0.00027 (J)					
4/1/2021					<0.0025	<0.0025			
4/6/2021			<0.0025						
4/7/2021	<0.0025	<0.0025							
8/18/2021						<0.0025	<0.0025		
8/19/2021		<0.0025	<0.0025	0.00026 (J)	<0.0025			<0.0025	<0.0025
8/20/2021	<0.0025								
2/10/2022	<0.0025				<0.0025		<0.0025		
2/11/2022		<0.0025		0.00024 (J)		<0.0025		<0.0025	<0.0025

Time Series

Constituent: Cadmium (mg/L) Analysis Run 5/8/2023 2:12 PM
Plant Scherer Client: Southern Company Data: Scherer AP

	SGWC-12	SGWC-13	SGWC-14	SGWC-15	SGWC-16	SGWC-17	SGWC-18	SGWC-19	SGWC-20
2/14/2022			<0.0025						
8/18/2022	<0.0025	<0.0025							
8/19/2022			<0.0025	0.00024 (J)					
8/22/2022								<0.0025	<0.0025
8/23/2022							<0.0025		
8/31/2022					<0.0025	<0.0025			
2/22/2023						<0.0025	<0.0025	<0.0025	<0.0025
2/23/2023	<0.0025	<0.0025	<0.0025	0.00023 (J)	<0.0025				

Time Series

Constituent: Cadmium (mg/L) Analysis Run 5/8/2023 2:12 PM

Plant Scherer Client: Southern Company Data: Scherer AP

	SGWC-21	SGWC-22	SGWC-23	SGWC-6	SGWC-7	SGWC-8	SGWC-9	PZ-41S	PZ-43S
5/11/2016				<0.0025	<0.0025	<0.0025	<0.0025		
5/12/2016	<0.0025	<0.0025	<0.0025						
6/27/2016				<0.0025	<0.0025	<0.0025			
6/29/2016	<0.0025	<0.0025	<0.0025				<0.0025		
8/17/2016				<0.0025	<0.0025	<0.0025			
8/19/2016		<0.0025	<0.0025						
8/22/2016	<0.0025							<0.0025	
10/17/2016				<0.0025		<0.0025			
10/18/2016	<0.0025	<0.0025	<0.0025		<0.0025		<0.0025		
12/6/2016				<0.0025	<0.0025	<0.0025			
12/7/2016	<0.0025	<0.0025	<0.0025				<0.0025		
2/14/2017				<0.0025	<0.0025	<0.0025			
2/15/2017			<0.0025						
2/16/2017	0.00039 (J)	<0.0025					<0.0025		
4/12/2017				<0.0025	<0.0025	<0.0025			
4/13/2017	<0.0025	<0.0025	<0.0025				<0.0025		
6/27/2017				<0.0025	<0.0025	<0.0025	<0.0025		
6/28/2017	<0.0025	<0.0025	<0.0025						
3/27/2018			<0.0025	<0.0025	<0.0025	<0.0025			
3/28/2018	<0.0025	<0.0025					<0.0025		
10/8/2018	<0.0025	<0.0025	<0.0025	<0.0025					
10/9/2018					<0.0025	<0.0025	<0.0025		
2/19/2019		<0.0025	<0.0025						
2/20/2019	<0.0025			<0.0025	<0.0025	<0.0025	<0.0025		
4/1/2019					<0.0025	<0.0025	<0.0025		
4/2/2019	<0.0025	<0.0025	<0.0025	<0.0025					
9/16/2019				<0.0025			<0.0025		
9/17/2019	<0.0025				<0.0025	<0.0025			
9/18/2019		<0.0025	<0.0025						
2/18/2020	<0.0025	<0.0025	<0.0025	<0.0025	<0.0025	<0.0025			
2/19/2020							<0.0025		
3/23/2020	<0.0025								
3/24/2020		<0.0025	<0.0025						
3/25/2020				0.00022 (J)		0.00031 (J)	<0.0025		
3/26/2020					<0.0025				
9/14/2020				<0.0025	<0.0025	<0.0025	<0.0025		
9/15/2020	<0.0025	<0.0025	<0.0025						
2/9/2021				<0.0025	<0.0025	<0.0025	<0.0025		
2/10/2021	<0.0025	<0.0025	<0.0025						
3/30/2021	<0.0025								
3/31/2021		<0.0025	<0.0025				<0.0025		
4/1/2021				<0.0025	<0.0025	<0.0025			
8/18/2021	<0.0025	<0.0025	<0.0025	<0.0025	<0.0025	<0.0025			
8/19/2021							<0.0025		
2/9/2022				<0.0025	<0.0025			<0.0025	<0.0025
2/10/2022		<0.0025	<0.0025			<0.0025	<0.0025		
2/11/2022	<0.0025								
8/18/2022					<0.0025	<0.0025	<0.0025		
8/19/2022				<0.0025					
8/22/2022	<0.0025	<0.0025	<0.0025						
8/24/2022								<0.0025	<0.0025
2/22/2023				<0.0025	<0.0025	<0.0025	<0.0025		

Time Series

Constituent: Cadmium (mg/L) Analysis Run 5/8/2023 2:12 PM
Plant Scherer Client: Southern Company Data: Scherer AP

	SGWC-21	SGWC-22	SGWC-23	SGWC-6	SGWC-7	SGWC-8	SGWC-9	PZ-41S	PZ-43S
2/23/2023	<0.0025	<0.0025	<0.0025					<0.0025	
2/24/2023									<0.0025

Time Series

Constituent: Cadmium (mg/L) Analysis Run 5/8/2023 2:12 PM
Plant Scherer Client: Southern Company Data: Scherer AP

	PZ-39S	PZ-14S	PZ-13S	PZ-44I	PZ-17I	PZ-40I	PZ-42I	PZ-69I
2/8/2022		<0.0025	<0.0025					
2/9/2022	<0.0025			<0.0025	<0.0025		<0.0025	
2/10/2022						<0.0025		<0.0025
8/22/2022							<0.0025	
8/23/2022	<0.0025	<0.0025				<0.0025		
8/24/2022			<0.0025	<0.0025	<0.0025			<0.0025
2/23/2023		<0.0025	<0.0025		<0.0025		<0.0025	
2/24/2023	<0.0025					<0.0025		<0.0025
2/28/2023				<0.0025				

Time Series

Constituent: Calcium, total (mg/L) Analysis Run 5/8/2023 2:12 PM

Plant Scherer Client: Southern Company Data: Scherer AP

	SGWA-1 (bg)	SGWA-2 (bg)	SGWA-24 (bg)	SGWA-25 (bg)	SGWA-3 (bg)	SGWA-4 (bg)	SGWA-5 (bg)	SGWC-10	SGWC-11
5/10/2016	3	10.1	12.3	11.4	6.22		2.64		
5/11/2016						14.4		4.14	2.91
6/23/2016	2.42	8.45	11.3				1.65		
6/24/2016					5.55	14.2			
6/27/2016				9.16					
6/28/2016								3.13	2.19
8/16/2016	2.1	9.4	11		5		1.3		
8/17/2016				9.6		15		4.1	1.9
10/13/2016	2.7		12						
10/14/2016		10		11	5.4		1.4		
10/17/2016						16		4.2	2
12/5/2016			12						
12/6/2016	2.1	10		11	4.8	15	1.4	4.3	1.9
2/14/2017	1.8	11	13	12	4.6	17	1.4		
2/15/2017								1.5	1.9
4/10/2017			12						
4/11/2017	1.8	10		11	5	17	1.4		
4/12/2017								2.2	1.9
6/26/2017	1.7	10	13		4.9	18	1.5		
6/27/2017				9.5				3.1	1.9
10/10/2017	2.3	11	14						
10/11/2017				11	5.5	19	1.6		2
10/12/2017								1.2	
6/5/2018	2.6	11	13	9.7			1.5		
6/6/2018					4.1	18		1.2	1.8
10/16/2018									1.8
12/13/2018	1.7	10	12	9.4	4.3	18	1.4		
12/17/2018								4	
3/28/2019				8.7	4.8	17	1.4		
3/29/2019	2	11	12						
4/1/2019								4.2	1.7
9/12/2019							1.6		
9/13/2019			14						
9/16/2019	1.7	12		9.5	5.9	18			1.9
9/17/2019								0.79	
3/17/2020		11		8.8	5.3		1.7		
3/18/2020	1.8		14			18			
3/25/2020								2.9	2
9/14/2020	1.6	11	14	9.1	5.7	17	1.6	0.75	1.8
3/30/2021	2.2	12	15						
3/31/2021					5.5	17	1.6	2.3	
4/7/2021				9.5					1.9
8/17/2021	1.8	12		9.6		18			
8/18/2021			14		5.9		1.7		
8/19/2021								0.67	1.9
2/9/2022	1.8	11		9.3	6	18	1.8		
2/10/2022			15						1.9
2/11/2022								0.55	
8/17/2022	1.9	11							
8/18/2022			16	9.1	5.9	20	1.7		1.8
8/19/2022								0.78	
2/21/2023	2.2				6.4		1.8		

Time Series

Constituent: Calcium, total (mg/L) Analysis Run 5/8/2023 2:12 PM

Plant Scherer Client: Southern Company Data: Scherer AP

	SGWA-1 (bg)	SGWA-2 (bg)	SGWA-24 (bg)	SGWA-25 (bg)	SGWA-3 (bg)	SGWA-4 (bg)	SGWA-5 (bg)	SGWC-10	SGWC-11
2/22/2023		11				20		2.2	1.7
2/23/2023			17	9.6					

Time Series

Constituent: Calcium, total (mg/L) Analysis Run 5/8/2023 2:12 PM

Plant Scherer Client: Southern Company Data: Scherer AP

	SGWC-12	SGWC-13	SGWC-14	SGWC-15	SGWC-16	SGWC-17	SGWC-18	SGWC-19	SGWC-20
5/11/2016	23.1								
5/12/2016		16.6	37.7	14.5	0.75	34.8			13.2
5/13/2016							56.9	35.3	
6/28/2016	21	14.4	35.8	14.7	0.768				
6/29/2016						33.1		34.6	15.8
6/30/2016							46.4		
8/18/2016	20	15	37	15	0.7	35			
8/22/2016							48	38	15
10/17/2016	21	15	37						
10/18/2016				16	0.75			36	14
10/19/2016						38.5 (D)	51		
12/6/2016	21	14							
12/7/2016			38	15	0.73	39	50		
12/8/2016								36	11
2/15/2017	23	17	45	17		44			
2/16/2017					0.81		51	41	14
4/12/2017	23	16	39	14					
4/13/2017					0.88	45	35	39	17
6/27/2017	22	15	38	16	0.76	42			
6/28/2017							36	36	15
10/11/2017	23	16	44						
10/12/2017				17	1.1	48	43	39	17
6/6/2018	22								
6/7/2018		15	44	16	0.84	49			11
6/8/2018							90	37	
10/16/2018				16					
10/18/2018							100		12
12/14/2018	21	16	37			46			
12/17/2018					0.94			42	
4/1/2019	20	17	39	16					
4/2/2019					0.92	46	89	38	14
9/16/2019	23								
9/17/2019		17	38	17	1	51	87	44	14
3/23/2020								46	13
3/24/2020						58			
3/26/2020	22						81		
3/27/2020		18	41	17	1.5				
9/14/2020	22	19							
9/15/2020			40	17	1.1	54	74	47	14
3/30/2021							68	50	14
3/31/2021				17					
4/1/2021					1.2	57			
4/6/2021			42						
4/7/2021	23	19							
8/18/2021						55	55		
8/19/2021		20	40	17	1.1			45	12
8/20/2021	23								
2/10/2022	23				1.2		55		
2/11/2022		19		16		58		46	13
2/14/2022			41						
8/18/2022	22	21							
8/19/2022			39	17					

Time Series

Constituent: Calcium, total (mg/L) Analysis Run 5/8/2023 2:12 PM

Plant Scherer Client: Southern Company Data: Scherer AP

	SGWC-12	SGWC-13	SGWC-14	SGWC-15	SGWC-16	SGWC-17	SGWC-18	SGWC-19	SGWC-20
8/22/2022								42	13
8/23/2022							52		
8/31/2022					1.2	58			
2/22/2023						56	41	38	14
2/23/2023	21	20	37	14	1.3				

Time Series

Constituent: Calcium, total (mg/L) Analysis Run 5/8/2023 2:12 PM

Plant Scherer Client: Southern Company Data: Scherer AP

	PZ-39S	PZ-14S	PZ-13S	PZ-44I	PZ-17I	PZ-40I	PZ-42I	PZ-69I
10/16/2018				21				
10/17/2018	22							
10/18/2018					33	120	64	
2/8/2022		4	4.7					
2/9/2022	22			20	35		68	
2/10/2022						150		46
8/22/2022							64	
8/23/2022	24	4.6				150		
8/24/2022			5	21	35			47
2/23/2023		4.6	4.2		38		70	
2/24/2023	26					150		48
2/28/2023				21				

Time Series

Constituent: Chloride, Total (mg/L) Analysis Run 5/8/2023 2:12 PM

Plant Scherer Client: Southern Company Data: Scherer AP

	SGWA-1 (bg)	SGWA-2 (bg)	SGWA-24 (bg)	SGWA-25 (bg)	SGWA-3 (bg)	SGWA-4 (bg)	SGWA-5 (bg)	SGWC-10	SGWC-11
5/10/2016	1.9	1.51	1.94	2.77	3.45		1.98		
5/11/2016						1.93		9.53	8.87
6/23/2016	2.2	1.8	2.2				2.1		
6/24/2016					3.5	1.8			
6/27/2016				2.9					
6/28/2016								9.1	8.3
8/16/2016	2.1	1.5	2		3.4		1.8		
8/17/2016				2.4		1.4		9.4	8.6
10/13/2016	2		1.9						
10/14/2016		1.4		2.1	3.1		1.8		
10/17/2016						1.2		8.9	7.9
12/5/2016			1.9						
12/6/2016	2.2	1.5		1.7	3	1.3	1.8	8.9	7.9
2/14/2017	2	1.5	1.9	1.5	2.4	1.3	1.8		
2/15/2017								9	7.2
4/10/2017			1.8						
4/11/2017	1.8	1.3		1.7	2.5	1.2	1.7		
4/12/2017								8.5	7.5
6/26/2017	1.9	1.4	1.9		2.6	1.2	1.7		
6/27/2017				2.2				9.1	7.8
10/10/2017	1.8	1.3	1.8						
10/11/2017				1.7	2.4	1.1	1.6		7.4
10/12/2017								8.5	
6/5/2018	1.7	1.3	1.9	2			1.6		
6/6/2018					2	1.1		8.6	7.5
10/16/2018									7.8
12/13/2018	1.7	1.3	2	1.9	2	1.2	1.7		
12/17/2018								8.6	
3/28/2019				2.2	2	1.2	1.7		
3/29/2019	1.5	1.2	1.8						
4/1/2019								7.8	7.4
9/12/2019							1.5		
9/13/2019			1.7						
9/16/2019	1.8	1.3		1.9	2.2	1.2			7.9
9/17/2019								9.7	
3/17/2020		1.6		2.4	2.1		1.9		
3/18/2020	2		2.4			1.5			
3/25/2020								8.8	9
9/14/2020	2.1	1.5	2.5	2.7	2.5	1.5	1.9	10	8.9
3/30/2021	2.3	1.6	2.5						
3/31/2021					2.3	1.6	2.1	9.2	
4/7/2021				2.3					8.8
8/17/2021	1.9	1.6		2.6		1.6			
8/18/2021			2.7		2.4		2.2		
8/19/2021								9.3	9.9
2/9/2022	2	1.5		1.8	2.3	1.5	1.9		
2/10/2022			2.4						8.8
2/11/2022								11	
8/17/2022	2	1.5							
8/18/2022			3.1	1.9	2.4	1.6	2.1		9.9
8/19/2022								9.2	
2/21/2023	2				2.3		2		

Time Series

Constituent: Chloride, Total (mg/L) Analysis Run 5/8/2023 2:12 PM

Plant Scherer Client: Southern Company Data: Scherer AP

	SGWA-1 (bg)	SGWA-2 (bg)	SGWA-24 (bg)	SGWA-25 (bg)	SGWA-3 (bg)	SGWA-4 (bg)	SGWA-5 (bg)	SGWC-10	SGWC-11
2/22/2023		1.5				1.6		9	9.9
2/23/2023			3.3	1.9					

Time Series

Constituent: Chloride, Total (mg/L) Analysis Run 5/8/2023 2:12 PM

Plant Scherer Client: Southern Company Data: Scherer AP

	SGWC-12	SGWC-13	SGWC-14	SGWC-15	SGWC-16	SGWC-17	SGWC-18	SGWC-19	SGWC-20
5/11/2016	9.04								
5/12/2016		6.29	11.1	9.47	8.56	9.11			10.8
5/13/2016							4.87	8.16	
6/28/2016	8.8	5.4	10	9.8	7.8				
6/29/2016						8.3		7.6	11
6/30/2016							4.7		
8/18/2016	9.3	5.8	11	10	8.5	8.8			
8/22/2016							5	8.2	11
10/17/2016	8.3	5.4	11						
10/18/2016				9.4	8			7.7	10
10/19/2016						8.3	5.1		
12/6/2016	8.9	5.6							
12/7/2016			11	9.8	8	8.4	5.6		
12/8/2016								7.8	9.7
2/15/2017	8.7	5.4	11	9.8		8.1			
2/16/2017					7.7		7.4	7.4	9.8
4/12/2017	8.6	5.6	10	9.2					
4/13/2017					7.5	7.9	8.9	7.5	10
6/27/2017	9.3	5.9	11	9.5	8	8.3			
6/28/2017							10	7.9	12
10/11/2017	8.8	5.7	10						
10/12/2017				9.2	7.6	8	7.4	7.4	11
6/6/2018	8.8								
6/7/2018		6.2	10	9.3	7.7	8			9.9
6/8/2018							9	7.2	
10/16/2018				10					
10/18/2018							16		11
12/14/2018	9.1	7.5	10			8.1			
12/17/2018					8.1			7.3	
4/1/2019	9	7.7	9.9	9.2					
4/2/2019					8.2	8.2	15	7.3	11
9/16/2019	9.3								
9/17/2019		8.4	11	10	8.4	8.3	13	7.4	11
3/23/2020								7.7	10
3/24/2020						7.8			
3/26/2020	9.4						12		
3/27/2020		9	11	10	8.5				
9/14/2020	10	11							
9/15/2020			11	10	8.6	8.4	11	7.7	11
3/30/2021							11	8.3	9.9
3/31/2021				11					
4/1/2021					9.2	9.2			
4/6/2021			11						
4/7/2021	9	10							
8/18/2021						8.9	15		
8/19/2021		12	11	11	9.5			9.4	10
8/20/2021	9.9								
2/10/2022	10				9.8		19		
2/11/2022		12		12		8.4		10	9.6
2/14/2022			14						
8/18/2022	9.5	12							
8/19/2022			13	11					

Time Series

Constituent: Chloride, Total (mg/L) Analysis Run 5/8/2023 2:12 PM
Plant Scherer Client: Southern Company Data: Scherer AP

	SGWC-12	SGWC-13	SGWC-14	SGWC-15	SGWC-16	SGWC-17	SGWC-18	SGWC-19	SGWC-20
8/22/2022								9.6	9.4
8/23/2022							16		
8/31/2022					9.6	8			
2/22/2023						8.1	13	10	8.8
2/23/2023	9.6	11	12	11	9.8				

Time Series

Constituent: Chloride, Total (mg/L) Analysis Run 5/8/2023 2:12 PM

Plant Scherer Client: Southern Company Data: Scherer AP

	PZ-39S	PZ-14S	PZ-13S	PZ-44I	PZ-17I	PZ-40I	PZ-42I	PZ-69I
10/16/2018				4.3				
10/17/2018	8.3							
10/18/2018					5.5	9.3	12	
2/8/2022		4.1	8.9					
2/9/2022	5.8			2.5	6.9		11	
2/10/2022						10		12
8/22/2022							12	
8/23/2022	6.1	3.9				8.7		
8/24/2022			9.3	2.7	7			10
2/23/2023		4.8	10		7.4		13	
2/24/2023	6.9					8.9		9.2
2/28/2023				2.7				

Time Series

Constituent: Chromium (mg/L) Analysis Run 5/8/2023 2:12 PM

Plant Scherer Client: Southern Company Data: Scherer AP

	SGWA-1 (bg)	SGWA-2 (bg)	SGWA-24 (bg)	SGWA-25 (bg)	SGWA-3 (bg)	SGWA-4 (bg)	SGWA-5 (bg)	SGWC-10	SGWC-11
5/10/2016	<0.002	0.0142	0.00393 (J)	<0.005	0.00634 (J)		<0.002		
5/11/2016						0.00217 (J)		<0.002	<0.002
6/23/2016	<0.002	0.0118	0.0027 (J)				<0.002		
6/24/2016					0.0053 (J)	0.0015 (J)			
6/27/2016				<0.005					
6/28/2016								<0.002	<0.002
8/16/2016	<0.002	0.0099	0.0038		0.0071		<0.002		
8/17/2016				<0.005		0.0011 (J)		<0.002	<0.002
10/13/2016	<0.002		0.0031						
10/14/2016		0.0045		<0.005	0.0067		0.0012 (J)		
10/17/2016						0.0032		<0.002	<0.002
12/5/2016			0.0027						
12/6/2016	<0.002	0.0043		<0.005	0.0063	0.0028	<0.002	<0.002	<0.002
2/14/2017	<0.002	0.014	0.0037	<0.005	0.0076	0.0046	<0.002		
2/15/2017								<0.002	<0.002
4/10/2017			0.0037						
4/11/2017	<0.002	0.014		<0.005	0.0098	0.005	<0.002		
4/12/2017								<0.002	<0.002
6/26/2017	<0.002	0.014	0.0047		0.012	0.0061	0.0021 (J)		
6/27/2017				<0.005				<0.002	<0.002
3/26/2018	<0.002	0.013	0.0042		0.012				
3/27/2018				<0.005		0.0058	<0.002	<0.002	<0.002
6/5/2018	0.0014 (J)	0.014	0.0046	<0.005			<0.002		
6/6/2018					0.015	0.0048		<0.002	<0.002
10/5/2018	0.0014 (J)	0.016	0.0058		0.015				
10/8/2018				<0.005		0.0098	0.0011 (J)		
10/9/2018								<0.002	
10/16/2018									<0.002
2/18/2019	0.0017 (J)	0.012				0.0059			
2/19/2019			0.0038	<0.005	0.014		<0.002		
2/20/2019								<0.002	<0.002
3/28/2019				<0.005	0.013	0.0046	<0.002		
3/29/2019	0.0017 (J)	0.014	0.0043						
4/1/2019								<0.002	<0.002
9/12/2019							0.0023 (J)		
9/13/2019			0.0056						
9/16/2019	0.0017 (J)	0.014		0.0015 (J)	0.019	0.0064			<0.002
9/17/2019								<0.002	
2/13/2020	<0.002	0.011	0.0036						
2/17/2020				<0.005			<0.002		
2/18/2020					0.02	0.0062			<0.002
2/19/2020								<0.002	
3/17/2020		0.014		<0.005	0.018		<0.002		
3/18/2020	0.0024		0.0047			0.0047			
3/25/2020								<0.002	<0.002
5/19/2020	<0.002	0.014	0.0051	<0.005	0.021	0.0058	<0.002		
9/14/2020	<0.002	0.014	0.005	0.0021	0.018	0.0054	<0.002	<0.002	<0.002
2/9/2021	<0.002	0.014	0.0052	0.0023	0.019	0.0053	<0.002	<0.002	<0.002
3/30/2021	0.0026	0.014	0.0047						
3/31/2021					0.018	0.0037	<0.002	<0.002	
4/7/2021				0.0024					<0.002
8/17/2021	<0.002	0.013		0.0047		0.0053			

Time Series

Constituent: Chromium (mg/L) Analysis Run 5/8/2023 2:12 PM
Plant Scherer Client: Southern Company Data: Scherer AP

	SGWA-1 (bg)	SGWA-2 (bg)	SGWA-24 (bg)	SGWA-25 (bg)	SGWA-3 (bg)	SGWA-4 (bg)	SGWA-5 (bg)	SGWC-10	SGWC-11
8/18/2021			0.0056		0.02		<0.002		
8/19/2021								<0.002	<0.002
2/9/2022	0.0017 (J)	0.014		0.0023	0.019	0.0048	<0.002		
2/10/2022			0.0048						<0.002
2/11/2022								<0.002	
8/17/2022	0.0016 (J)	0.013							
8/18/2022			0.004	0.0028	0.018	0.0064	0.0022		<0.002
8/19/2022								<0.002	
2/21/2023	0.0025				0.023		0.0017 (J)		
2/22/2023		0.015				0.0058		<0.002	<0.002
2/23/2023			0.0058	0.0025					

Time Series

Constituent: Chromium (mg/L) Analysis Run 5/8/2023 2:12 PM

Plant Scherer Client: Southern Company Data: Scherer AP

	SGWC-12	SGWC-13	SGWC-14	SGWC-15	SGWC-16	SGWC-17	SGWC-18	SGWC-19	SGWC-20
5/11/2016	<0.002								
5/12/2016		<0.002	<0.002	0.0335	0.00943 (J)	0.0077 (J)			<0.002
5/13/2016							0.00771 (J)	0.0151	
6/28/2016	<0.002	<0.002	0.0008 (J)	0.0339	0.0093 (J)				
6/29/2016						0.0036 (J)		0.0141	0.0009 (J)
6/30/2016							0.007 (J)		
8/18/2016	<0.002	<0.002	<0.002	0.034	0.0085	0.0027			
8/22/2016							0.007	0.015	<0.002
10/17/2016	0.0023 (J)	<0.002	0.0012 (J)						
10/18/2016				0.033	0.0088			0.013	<0.002
10/19/2016						0.00335 (JD)	0.0064		
12/6/2016	<0.002	<0.002							
12/7/2016			0.0012 (J)	0.032	0.0079	0.0027	0.0063		
12/8/2016								0.013	<0.002
2/15/2017	<0.002	<0.002	<0.002	0.03		0.0044			
2/16/2017					0.0097		0.007	0.015	<0.002
4/12/2017	<0.002	<0.002	<0.002	0.035					
4/13/2017					0.0098	0.0047	0.0061	0.016	<0.002
6/27/2017	<0.002	<0.002	<0.002	0.035	0.0096	0.0029			
6/28/2017							0.0059	0.016	<0.002
3/27/2018	<0.002	<0.002	<0.002	0.031	0.0098	0.0045			
3/28/2018							0.0082	0.014	<0.002
6/6/2018	<0.002								
6/7/2018		<0.002	<0.002	0.032	0.01	0.0083			<0.002
6/8/2018							0.0086	0.015	
10/8/2018	<0.002	<0.002	<0.002		0.013	0.0055			
10/9/2018								0.017	
10/16/2018				0.032					
10/18/2018							0.009		<0.002
2/20/2019	<0.002	<0.002	0.0016 (J)	0.038	0.013	0.0061	0.011	0.017	<0.002
4/1/2019	<0.002	<0.002	<0.002	0.032					
4/2/2019					0.01	0.004	0.0092	0.014	<0.002
9/16/2019	<0.002								
9/17/2019		0.0017 (J)	0.0026	0.037	0.013	0.0078	0.011	0.017	0.0022 (J)
2/18/2020									<0.002
2/19/2020	<0.002	<0.002	<0.002	0.038	0.014	0.0045		0.017	
2/20/2020							0.011		
3/23/2020								0.015	<0.002
3/24/2020						0.0079			
3/26/2020	<0.002						0.0096		
3/27/2020		<0.002	0.0019 (J)	0.034	0.011				
9/14/2020	<0.002	<0.002							
9/15/2020			<0.002	0.034	0.012	0.0091	0.01	0.015	<0.002
2/9/2021	<0.002	<0.002	<0.002	0.035	0.012				
2/10/2021						0.008	0.01	0.015	<0.002
3/30/2021							0.0098	0.014	<0.002
3/31/2021				0.034					
4/1/2021					0.012	0.0046			
4/6/2021			<0.002						
4/7/2021	<0.002	<0.002							
8/18/2021						0.012	0.019		
8/19/2021		<0.002	<0.002	0.032	0.011			0.014	<0.002

Time Series

Constituent: Chromium (mg/L) Analysis Run 5/8/2023 2:12 PM
Plant Scherer Client: Southern Company Data: Scherer AP

	SGWC-12	SGWC-13	SGWC-14	SGWC-15	SGWC-16	SGWC-17	SGWC-18	SGWC-19	SGWC-20
8/20/2021	<0.002								
2/10/2022	<0.002				0.012		0.01		
2/11/2022		<0.002		0.032		0.0079		0.015	<0.002
2/14/2022			<0.002						
8/18/2022	<0.002	<0.002							
8/19/2022			0.0066	0.032					
8/22/2022								0.013	<0.002
8/23/2022							0.0095		
8/31/2022					0.012	0.0088			
2/22/2023						0.0084	0.0096	0.013	<0.002
2/23/2023	<0.002	<0.002	<0.002	0.029	0.012				

Time Series

Constituent: Chromium (mg/L) Analysis Run 5/8/2023 2:12 PM

Plant Scherer Client: Southern Company Data: Scherer AP

	SGWC-21	SGWC-22	SGWC-23	SGWC-6	SGWC-7	SGWC-8	SGWC-9	PZ-41S	PZ-43S
5/11/2016				<0.002	<0.002	<0.002	<0.002		
5/12/2016	<0.002	<0.002	<0.002						
6/27/2016				<0.002	<0.002	<0.002			
6/29/2016	0.0012 (J)	0.0007 (J)	0.0013 (J)				<0.002		
8/17/2016				<0.002	<0.002	<0.002			
8/19/2016		<0.002	<0.002						
8/22/2016	<0.002						<0.002		
10/17/2016				<0.002		<0.002			
10/18/2016	<0.002	<0.002	<0.002		<0.002		<0.002		
12/6/2016				<0.002	<0.002	<0.002			
12/7/2016	<0.002	<0.002	<0.002				<0.002		
2/14/2017				<0.002	<0.002	<0.002			
2/15/2017			<0.002						
2/16/2017	<0.002	<0.002					<0.002		
4/12/2017				<0.002	<0.002	0.0011 (J)			
4/13/2017	<0.002	<0.002	0.0014 (J)				<0.002		
6/27/2017				<0.002	<0.002	<0.002	<0.002		
6/28/2017	<0.002	<0.002	0.0025						
3/27/2018			0.0012 (J)	<0.002	<0.002	0.0012 (J)			
3/28/2018	<0.002	<0.002					<0.002		
6/6/2018				<0.002	<0.002	0.0013 (J)	<0.002		
6/7/2018	<0.002	<0.002	<0.002						
10/8/2018	<0.002	0.0012 (J)	0.0017 (J)	<0.002					
10/9/2018					<0.002	0.0016 (J)	<0.002		
10/18/2018								<0.0025	<0.002
2/19/2019		<0.002	<0.002						
2/20/2019	0.0015 (J)			<0.002	<0.002	0.0021 (J)	<0.002		
4/1/2019					<0.002	0.0013 (J)	<0.002		
4/2/2019	<0.002	0.0012 (J)	0.0011 (J)	<0.002					
9/16/2019				<0.002			<0.002		
9/17/2019	0.0016 (J)				<0.002	0.0031			
9/18/2019		0.0024 (J)	0.0024 (J)						
2/18/2020	<0.002	0.0015 (J)	<0.002	<0.002	<0.002	0.0015 (J)			
2/19/2020							<0.002		
3/23/2020	<0.002								
3/24/2020		<0.002	<0.002						
3/25/2020				<0.002		<0.002	<0.002		
3/26/2020					<0.002				
9/14/2020				<0.002	<0.002	<0.002	<0.002		
9/15/2020	0.002	0.0025	0.0017 (J)						
2/9/2021				<0.002	<0.002	<0.002	<0.002		
2/10/2021	<0.002	0.0015 (J)	0.0017 (J)						
3/30/2021	<0.002								
3/31/2021		<0.002	0.0016 (J)				<0.002		
4/1/2021				<0.002	<0.002	<0.002			
8/18/2021	0.0022	<0.002	0.0019 (J)	<0.002	0.0026	<0.002			
8/19/2021							<0.002		
2/9/2022				<0.002	<0.002			0.0058	<0.002
2/10/2022		<0.002	0.0015 (J)			<0.002	<0.002		
2/11/2022	<0.002								
8/18/2022					<0.002	0.055 (o)	<0.002		
8/19/2022				<0.002					

Time Series

Constituent: Chromium (mg/L) Analysis Run 5/8/2023 2:12 PM
Plant Scherer Client: Southern Company Data: Scherer AP

	SGWC-21	SGWC-22	SGWC-23	SGWC-6	SGWC-7	SGWC-8	SGWC-9	PZ-41S	PZ-43S
8/22/2022	0.0016 (J)	0.0022	0.0017 (J)						
8/24/2022								0.0051	<0.002
2/22/2023				<0.002	<0.002	0.0023	<0.002		
2/23/2023	<0.002	<0.002	0.0016 (J)					0.0059	
2/24/2023									0.002

Time Series

Constituent: Chromium (mg/L) Analysis Run 5/8/2023 2:12 PM

Plant Scherer Client: Southern Company Data: Scherer AP

	PZ-39S	PZ-14S	PZ-13S	PZ-44I	PZ-17I	PZ-40I	PZ-42I	PZ-69I
10/16/2018				0.0046				
10/17/2018	0.0027							
10/18/2018					0.0049	<0.002	<0.002	
2/8/2022		0.0018 (J)	0.003					
2/9/2022	0.028			<0.002	0.0036		<0.002	
2/10/2022						<0.002		<0.002
8/22/2022							0.003	
8/23/2022	0.014	0.0024				<0.002		
8/24/2022			0.0034	<0.002	0.0037			<0.002
2/23/2023		0.0022	0.0034		0.0042		<0.002	
2/24/2023	0.03					<0.002		<0.002
2/28/2023				<0.002				

Time Series

Constituent: Cobalt (mg/L) Analysis Run 5/8/2023 2:12 PM
 Plant Scherer Client: Southern Company Data: Scherer AP

	SGWA-1 (bg)	SGWA-2 (bg)	SGWA-24 (bg)	SGWA-25 (bg)	SGWA-3 (bg)	SGWA-4 (bg)	SGWA-5 (bg)	SGWC-10	SGWC-11
5/10/2016	0.0184	<0.0025	<0.0025	0.0132	<0.0025		<0.0025		
5/11/2016						<0.0025		0.0191	0.0378
6/23/2016	0.0168	0.0004 (J)	0.0004 (J)				<0.0025		
6/24/2016					<0.0025	<0.0025			
6/27/2016				0.0099 (J)					
6/28/2016								0.0192	0.0332
8/16/2016	0.016	<0.0025	<0.0025		0.00051 (J)		<0.0025		
8/17/2016				0.01		0.00041 (J)		0.022	0.03
10/13/2016	0.02		0.0004 (J)						
10/14/2016		<0.0025		0.013	<0.0025		<0.0025		
10/17/2016						<0.0025		0.05	0.032
12/5/2016			<0.0025						
12/6/2016	0.016	<0.0025		0.016	<0.0025	<0.0025	<0.0025	0.04	0.029
2/14/2017	0.011	<0.0025	<0.0025	0.018	<0.0025	<0.0025	<0.0025		
2/15/2017								0.038	0.029
4/10/2017			<0.0025						
4/11/2017	0.0098	<0.0025		0.015	<0.0025	<0.0025	<0.0025		
4/12/2017								0.018	0.028
6/26/2017	0.01	<0.0025	<0.0025		<0.0025	<0.0025	<0.0025		
6/27/2017				0.0088				0.014	0.029
3/26/2018	0.0065	<0.0025	<0.0025		<0.0025				
3/27/2018				0.014		<0.0025	<0.0025	0.026	0.024
6/5/2018	0.0028	<0.0025	<0.0025	0.0095			<0.0025		
6/6/2018					<0.0025	<0.0025		0.018	0.026
10/5/2018	0.00075 (J)	<0.0025	0.00058 (J)		<0.0025				
10/8/2018				0.0047		<0.0025	<0.0025		
10/9/2018								0.03	
10/16/2018									0.023
2/18/2019	0.0008 (J)	<0.0025				<0.0025			
2/19/2019			<0.0025	0.005	<0.0025		<0.0025		
2/20/2019								0.034	0.024
3/28/2019				0.0042	<0.0025	<0.0025	<0.0025		
3/29/2019	0.00072 (J)	<0.0025	<0.0025						
4/1/2019								0.025	0.021
9/12/2019							<0.0025		
9/13/2019			0.00018 (J)						
9/16/2019	0.0014 (J)	<0.0025		0.0045	<0.0025	<0.0025			0.022
9/17/2019								0.022	
2/13/2020	0.0014 (J)	<0.0025	<0.0025						
2/17/2020				0.0044			<0.0025		
2/18/2020					<0.0025	<0.0025			0.018
2/19/2020								0.027	
3/17/2020		<0.0025		0.0039	<0.0025		<0.0025		
3/18/2020	0.0021 (J)		0.00016 (J)			0.00032 (J)			
3/25/2020								0.029	0.024
9/14/2020	0.0013 (J)	<0.0025	0.00031 (J)	0.002 (J)	<0.0025	<0.0025	<0.0025	0.022	0.019
2/9/2021	0.0013 (J)	<0.0025	0.00023 (J)	0.0011 (J)	<0.0025	<0.0025	<0.0025	0.03	0.019
3/30/2021	0.0013 (J)	0.00021 (J)	<0.0025						
3/31/2021					<0.0025	<0.0025	<0.0025	0.026	
4/7/2021				0.0013 (J)					0.019
8/17/2021	0.00072 (J)	<0.0025		0.0011 (J)		<0.0025			
8/18/2021			0.00057 (J)		<0.0025		<0.0025		

Time Series

Constituent: Cobalt (mg/L) Analysis Run 5/8/2023 2:12 PM
Plant Scherer Client: Southern Company Data: Scherer AP

	SGWA-1 (bg)	SGWA-2 (bg)	SGWA-24 (bg)	SGWA-25 (bg)	SGWA-3 (bg)	SGWA-4 (bg)	SGWA-5 (bg)	SGWC-10	SGWC-11
8/19/2021								0.022	0.014
2/9/2022	0.00089 (J)	<0.0025		0.00045 (J)	<0.0025	<0.0025	<0.0025		
2/10/2022			<0.0025						0.021
2/11/2022								0.023	
8/17/2022	0.00055 (J)	<0.0025							
8/18/2022			<0.0025	<0.0025	<0.0025	<0.0025	<0.0025		0.012
8/19/2022								0.022	
2/21/2023	0.00071 (J)				<0.0025		<0.0025		
2/22/2023		<0.0025				<0.0025		0.025	0.023
2/23/2023			<0.0025	<0.0025					

Time Series

Constituent: Cobalt (mg/L) Analysis Run 5/8/2023 2:12 PM
 Plant Scherer Client: Southern Company Data: Scherer AP

	SGWC-12	SGWC-13	SGWC-14	SGWC-15	SGWC-16	SGWC-17	SGWC-18	SGWC-19	SGWC-20
5/11/2016	0.00648 (J)								
5/12/2016		0.0145	0.00605 (J)	0.267	0.00303 (J)	<0.0025			0.261
5/13/2016							0.116	<0.0025	
6/28/2016	0.0051 (J)	0.011	0.0115	0.255	0.0029 (J)				
6/29/2016						0.0007 (J)		0.0006 (J)	0.23
6/30/2016							0.112		
8/18/2016	0.0035	0.0099	0.011	0.26	0.0029	0.00078 (J)			
8/22/2016							0.13	0.00066 (J)	0.25
10/17/2016	0.003	0.01	0.017						
10/18/2016				0.28	0.0034			0.00095 (J)	0.26
10/19/2016						0.000845 (JD)	0.14		
12/6/2016	0.0036	0.0079							
12/7/2016			0.0043	0.26	0.003	0.00056 (J)	0.11		
12/8/2016								0.00078 (J)	0.26
2/15/2017	0.004	0.0073	0.0059	0.24		0.00069 (J)			
2/16/2017					0.0033		0.11	0.00049 (J)	0.23
4/12/2017	0.0039	0.0078	0.017	0.28					
4/13/2017					0.0034	0.00049 (J)	0.094	<0.0025	0.19
6/27/2017	0.0042	0.0068	0.013	0.29	0.0037	0.00041 (J)			
6/28/2017							0.085	<0.0025	0.19
3/27/2018	0.0035	0.0035	0.0083	0.27	0.0037	<0.0025			
3/28/2018							0.16	<0.0025	0.18
6/6/2018	0.0038								
6/7/2018		0.0039	0.0025	0.3	0.0037	<0.0025			0.21
6/8/2018							0.19	<0.0025	
10/8/2018	0.0037	0.0036	0.0071		0.0044	0.00046 (J)			
10/9/2018								<0.0025	
10/16/2018				0.27					
10/18/2018							0.21		0.16
2/20/2019	0.0032	0.004	0.011	0.26	0.0038	0.00035 (J)	0.19	0.00012 (J)	0.18
4/1/2019	0.0029	0.003	0.014	0.26					
4/2/2019					0.0041	<0.0025	0.18	<0.0025	0.13
9/16/2019	0.003								
9/17/2019		0.0024 (J)	0.0096	0.27	0.0042	0.00048 (J)	0.16	0.00013 (J)	0.13
2/18/2020									0.12
2/19/2020	0.0027	0.0018 (J)	0.0099	0.28	0.0047	0.00034 (J)		0.00015 (J)	
2/20/2020							0.14		
3/23/2020								<0.0025	0.22
3/24/2020						0.00044 (J)			
3/26/2020	0.0024 (J)						0.15		
3/27/2020		0.002 (J)	0.0093	0.28	0.0047				
9/14/2020	0.001 (J)	0.0022 (J)							
9/15/2020			0.0076	0.25	0.0043	0.00041 (J)	0.12	0.00016 (J)	0.098
2/9/2021	0.0014 (J)	0.0024 (J)	0.0052	0.26	0.0045				
2/10/2021						0.00049 (J)	0.11	0.00013 (J)	0.17
3/30/2021							0.11	<0.0025	0.15
3/31/2021				0.26					
4/1/2021					0.0049	0.00041 (J)			
4/6/2021			0.0072						
4/7/2021	0.0017 (J)	0.0018 (J)							
8/18/2021						0.00043 (J)	0.095		
8/19/2021		0.0021 (J)	0.0047	0.27	0.0051			<0.0025	0.2

Time Series

Constituent: Cobalt (mg/L) Analysis Run 5/8/2023 2:12 PM
Plant Scherer Client: Southern Company Data: Scherer AP

	SGWC-12	SGWC-13	SGWC-14	SGWC-15	SGWC-16	SGWC-17	SGWC-18	SGWC-19	SGWC-20
8/20/2021	0.0019 (J)								
2/10/2022	0.00079 (J)				0.0049		0.09		
2/11/2022		0.0015 (J)		0.23		0.00036 (J)		0.00045 (J)	0.14
2/14/2022			0.0065						
8/18/2022	0.001 (J)	0.0019 (J)							
8/19/2022			0.01	0.25					
8/22/2022								<0.0025	0.11
8/23/2022							0.088		
8/31/2022					0.0054	0.00045 (J)			
2/22/2023						0.00043 (J)	0.072	<0.0025	0.082
2/23/2023	0.0014 (J)	0.0016 (J)	0.0047	0.23	0.0056				

Time Series

Constituent: Cobalt (mg/L) Analysis Run 5/8/2023 2:12 PM
 Plant Scherer Client: Southern Company Data: Scherer AP

	SGWC-21	SGWC-22	SGWC-23	SGWC-6	SGWC-7	SGWC-8	SGWC-9	PZ-41S	PZ-43S
5/11/2016				<0.0025	0.0116	0.00265 (J)	0.0156		
5/12/2016	<0.0025	0.00619 (J)	<0.0025						
6/27/2016				0.002 (J)	0.0143	0.0012 (J)			
6/29/2016	<0.0025	0.0051 (J)	<0.0025				0.0147		
8/17/2016				0.0018 (J)	0.012	0.00049 (J)			
8/19/2016		0.0045	<0.0025						
8/22/2016	<0.0025						0.017		
10/17/2016				0.0016 (J)		<0.0025			
10/18/2016	<0.0025	0.0043	<0.0025		0.0099		0.017		
12/6/2016				0.0012 (J)	0.011	<0.0025			
12/7/2016	<0.0025	0.0034	<0.0025				0.014		
2/14/2017				0.0022 (J)	0.0093	<0.0025			
2/15/2017			<0.0025						
2/16/2017	<0.0025	0.0031					0.014		
4/12/2017				0.0023 (J)	0.0062	<0.0025			
4/13/2017	<0.0025	0.0031	<0.0025				0.014		
6/27/2017				0.0045	0.021	<0.0025	0.013		
6/28/2017	<0.0025	0.0029	<0.0025						
3/27/2018			<0.0025	0.004	0.0054	<0.0025			
3/28/2018	<0.0025	0.0022 (J)					0.0087		
6/6/2018				0.0021 (J)	0.0034	<0.0025	0.0064		
6/7/2018	<0.0025	0.0022 (J)	<0.0025						
10/8/2018	<0.0025	0.0021 (J)	<0.0025	<0.0025					
10/9/2018					0.013	<0.0025	0.0049		
10/18/2018								0.0092	0.0086
2/19/2019		0.0018 (J)	<0.0025						
2/20/2019	0.00011 (J)			0.00011 (J)	0.0057	0.00014 (J)	0.01		
4/1/2019					0.0046	<0.0025	0.01		
4/2/2019	<0.0025	0.0018 (J)	<0.0025	<0.0025					
9/16/2019				0.00013 (J)			0.001 (J)		
9/17/2019	8.7E-05 (J)				0.0039	0.00013 (J)			
9/18/2019		0.002 (J)	0.00013 (J)						
2/18/2020	0.00014 (J)	0.0018 (J)	<0.0025	<0.0025	0.0067	<0.0025			
2/19/2020							0.0082		
3/23/2020	0.00016 (J)								
3/24/2020		0.0016 (J)	<0.0025						
3/25/2020				0.00027 (J)		0.00032 (J)	0.0064		
3/26/2020					0.0033				
9/14/2020				<0.0025	0.0063	<0.0025	0.00048 (J)		
9/15/2020	0.00022 (J)	0.0014 (J)	<0.0025						
2/9/2021				<0.0025	0.0069	<0.0025	0.0032		
2/10/2021	0.00017 (J)	0.0015 (J)	<0.0025						
3/30/2021	0.00016 (J)								
3/31/2021		0.0011 (J)	<0.0025				0.0046		
4/1/2021				<0.0025	0.0029	<0.0025			
4/5/2021								0.0012 (J)	
4/7/2021									0.00097 (J)
8/18/2021	0.00016 (J)	0.001 (J)	<0.0025	0.00024 (J)	0.0021 (J)	0.00021 (J)			0.00025 (J)
8/19/2021							0.00072 (J)	0.0013 (J)	
2/9/2022				<0.0025	0.0024 (J)			0.00093 (J)	<0.0025
2/10/2022		0.0016 (J)	<0.0025			<0.0025	0.0022 (J)		
2/11/2022	<0.0025								

Time Series

Constituent: Cobalt (mg/L) Analysis Run 5/8/2023 2:12 PM
Plant Scherer Client: Southern Company Data: Scherer AP

	SGWC-21	SGWC-22	SGWC-23	SGWC-6	SGWC-7	SGWC-8	SGWC-9	PZ-41S	PZ-43S
8/18/2022					0.0012 (J)	0.00075 (J)	0.00084 (J)		
8/19/2022				<0.0025					
8/22/2022	<0.0025	0.001 (J)	<0.0025						
8/24/2022								0.001 (J)	<0.0025
2/22/2023				0.0003 (J)	0.0014 (J)	<0.0025	0.00062 (J)		
2/23/2023	<0.0025	0.00069 (J)	<0.0025					0.0004 (J)	
2/24/2023									<0.0025

Time Series

Constituent: Cobalt (mg/L) Analysis Run 5/8/2023 2:12 PM
Plant Scherer Client: Southern Company Data: Scherer AP

	PZ-39S	PZ-14S	PZ-13S	PZ-44I	PZ-17I	PZ-40I	PZ-42I	PZ-69I
10/16/2018				0.0021 (J)				
10/17/2018	0.00051 (J)							
10/18/2018					<0.0025	0.0076	0.0064	
9/18/2020			0.0057					
4/2/2021	0.0003 (J)	0.00019 (J)	0.007					
8/18/2021		0.0003 (J)						
8/19/2021	0.00028 (J)							
8/20/2021			0.006					
2/8/2022		0.00028 (J)	0.0052					
2/9/2022	<0.0025			0.0024 (J)	<0.0025		0.00061 (J)	
2/10/2022						0.0025		0.002 (J)
8/22/2022							0.0012 (J)	
8/23/2022	<0.0025	0.00046 (J)				0.0029		
8/24/2022			0.0059	0.0016 (J)	<0.0025			0.0013 (J)
2/23/2023		<0.0025	0.0057		<0.0025		<0.0025	
2/24/2023	<0.0025					0.0014 (J)		0.0021 (J)
2/28/2023				0.0019 (J)				

Time Series

Constituent: Combined Radium 226 + 228 (pCi/L) Analysis Run 5/8/2023 2:12 PM

Plant Scherer Client: Southern Company Data: Scherer AP

	SGWA-1 (bg)	SGWA-2 (bg)	SGWA-24 (bg)	SGWA-25 (bg)	SGWA-3 (bg)	SGWA-4 (bg)	SGWA-5 (bg)	SGWC-10	SGWC-11
5/10/2016	0.275 (U)	0.441	0.31 (U)	-0.013 (U)	0.188 (U)		0.338 (U)		
5/11/2016						0.284 (U)		0.26 (U)	0.182 (U)
6/23/2016	0.077 (U)	0.155 (U)	0.455 (U)				0.358 (U)		
6/24/2016					1.2	0.974			
6/27/2016				0.667 (U)					
6/28/2016								1.57	0.858
8/16/2016	0.13 (U)	0.621	0.162 (U)		0.168 (U)		0.224 (U)		
8/17/2016				0.148 (U)		0.202 (U)		0.548 (U)	0.367 (U)
10/13/2016	0.309 (U)		0.327 (U)						
10/14/2016		0.765		0.448 (U)	0.345 (U)		0.999		
10/17/2016						0.114 (U)		-0.0725 (U)	0.551
12/5/2016			0.233 (U)						
12/6/2016	0.346 (U)	0.29 (U)		0.51	0.221 (U)	0.251 (U)	0.387 (U)	0.496	0.438
2/14/2017	0.352 (U)	0.111 (U)	0.237 (U)	0.302 (U)	-0.026 (U)	-0.0166 (U)	0.207 (U)		
2/15/2017								0.321 (U)	-0.0831 (U)
4/10/2017			0.00056 (U)						
4/11/2017	0.274 (U)	0.195 (U)		-0.0184 (U)	0.135 (U)	-0.168 (U)	0.219 (U)		
4/12/2017								-0.0397 (U)	0.343 (U)
6/26/2017	0.36	0.0975 (U)	-0.257 (U)		0.332 (U)	0.184 (U)	0.151 (U)		
6/27/2017				-0.0536 (U)				0.47	0.369
3/26/2018	0.522	0.124 (U)	0.141 (U)		0.226 (U)				
3/27/2018				0.207 (U)		0.164 (U)	0.252 (U)	0.136 (U)	0.172 (U)
6/5/2018	0.106 (U)	0.0496 (U)	0.163 (U)	-0.0364 (U)			0.255 (U)		
6/6/2018					0.175 (U)	0.308		0.123 (U)	0.153 (U)
10/5/2018	0.522	0.474	0.568		0.5				
10/8/2018				0.478		-0.0974 (U)	0.764		
10/9/2018								0.387	
10/16/2018									1.06
2/18/2019	0.362	0.25 (U)				0.0112 (U)			
2/19/2019			0.14 (U)	0.32 (U)	0.231 (U)		0.044 (U)		
2/20/2019								0.0159 (U)	0.708
3/28/2019				0.0254 (U)	0.31 (U)	0.0974 (U)	0.115 (U)		
3/29/2019	0.311 (U)	-0.0232 (U)	0.0992 (U)						
4/1/2019								0.452	0.173 (U)
9/12/2019							0.102 (U)		
9/13/2019			0.339 (U)						
9/16/2019	0.157 (U)	-0.245 (U)		-0.0172 (UR)	0.333 (U)	0.0843 (U)			0.251 (U)
9/17/2019								0.226 (U)	
2/13/2020	0.152 (U)	0.205 (U)	0.287 (U)						
2/17/2020				-0.0319 (U)			-0.0291 (U)		
2/18/2020					0.313 (U)	0.199 (U)			0.203 (U)
2/19/2020								0.0222 (U)	
3/17/2020		0.582 (U)		0.436 (U)	-0.0428 (U)		-0.196 (U)		
3/18/2020	0.21 (U)		0.536			0.226 (U)			
3/25/2020								0.253 (U)	0.204 (U)
9/14/2020	-0.13 (U)	0.107 (U)	0.637 (U)	-0.197 (U)	0.161 (U)	0.0399 (U)	-0.949 (U)	0.125 (U)	-0.0264 (U)
2/9/2021	0.225 (U)	0.0251 (U)	0.151 (U)	0.478	0.259 (U)	0.0123 (U)	0.0364 (U)	-0.0573 (U)	0.114 (U)
3/30/2021	0.408 (U)	0.311 (U)	-0.211 (U)						
3/31/2021					0.106 (U)	0.236 (U)	0.279 (U)	0.188 (U)	
4/7/2021				0.0851 (U)					0.0576 (U)
8/17/2021	0.651	0.192 (U)		0.228 (U)		1.54			
8/18/2021			0.16 (U)		0.228 (U)		0.242 (U)		

Time Series

Constituent: Combined Radium 226 + 228 (pCi/L) Analysis Run 5/8/2023 2:12 PM
Plant Scherer Client: Southern Company Data: Scherer AP

	SGWA-1 (bg)	SGWA-2 (bg)	SGWA-24 (bg)	SGWA-25 (bg)	SGWA-3 (bg)	SGWA-4 (bg)	SGWA-5 (bg)	SGWC-10	SGWC-11
8/19/2021								0.102 (U)	0.755
2/9/2022	0.147 (U)	0.307 (U)		0.15 (U)	0.198 (U)	0.0285 (U)	0.416		
2/10/2022			0.0512 (U)						0.11 (U)
2/11/2022								0.436	
8/17/2022	0.751	-0.129 (U)							
8/18/2022			0.263 (U)	0.371 (U)	0.849	0.647	0.592		0.393 (U)
8/19/2022								0.606	
2/21/2023	0.00883 (U)				0.324 (U)		0.575 (U)		
2/22/2023		-0.0355 (U)				0.0211 (U)		0.285 (U)	-0.172 (U)
2/23/2023			0.355 (U)	-0.132 (U)					

Time Series

Constituent: Combined Radium 226 + 228 (pCi/L) Analysis Run 5/8/2023 2:12 PM

Plant Scherer Client: Southern Company Data: Scherer AP

	SGWC-12	SGWC-13	SGWC-14	SGWC-15	SGWC-16	SGWC-17	SGWC-18	SGWC-19	SGWC-20
5/11/2016	0.433								
5/12/2016		0.0531 (U)	0.106 (U)	0.344 (U)	0.0196 (U)	0.134 (U)			0.556
5/13/2016							0.103 (U)	-0.115 (U)	
6/28/2016	0.435 (U)	0.483 (U)	0.735 (U)	0.256 (U)	0.418 (U)				
6/29/2016						0.391 (U)		0.396 (U)	0.162 (U)
6/30/2016							0.593 (U)		
8/18/2016	0.214 (U)	0.286 (U)	0.212 (U)	0.503 (U)	0.199 (U)	0.498 (U)			
8/22/2016							0.17 (U)	-0.102 (U)	0.433 (U)
10/17/2016	0.316 (U)	0.472	-0.187 (U)						
10/18/2016				0.171 (U)	0.0404 (U)			0.352 (U)	0.741
10/19/2016						0.639	0.433		
12/6/2016	0.0575 (U)	0.903							
12/7/2016			0.701	0.375 (U)	0.426	0.239 (U)	0.435 (U)		
12/8/2016								0.431 (U)	1.06
2/15/2017	-0.0321 (U)	-0.223 (U)	0.155 (U)	0.0801 (U)		0.175 (U)			
2/16/2017						0.163 (U)	0.101 (U)	0.146 (U)	0.382 (U)
4/12/2017	0.00949 (U)	0.21 (U)	0.233 (U)	0.197 (U)					
4/13/2017					0.0522 (U)	-0.00846 (U)	-0.0014 (U)	0.127 (U)	0.189 (U)
6/27/2017	0.183 (U)	0.0574 (U)	0.302	0.0274 (U)	0.222 (U)	0.186 (U)			
6/28/2017							0.512	0.11 (U)	0.84
3/27/2018	0.445	0.145 (U)	0.306 (U)	0.285 (U)	0.387 (U)	0.249 (U)			
3/28/2018							0.428	0.247 (U)	0.334 (U)
6/6/2018	0.0775 (U)								
6/7/2018		0.235 (U)	0.211 (U)	0.64	0.283 (U)	0.172 (U)			0.235 (U)
6/8/2018							0.32 (U)	0.0462 (U)	
10/8/2018	0.865	0.64	0.636		0.799	0.682			
10/9/2018								0.584	
10/16/2018				0.731					
10/18/2018							0.304 (U)		0.399
2/20/2019	0.161 (U)	0.222 (U)	0.147 (U)	0.573	0.0684 (U)	0.278 (U)	0.139 (U)	0.114 (U)	0.353
4/1/2019	0.372	0.36	-0.138 (U)	0.0499 (U)					
4/2/2019					0.167 (U)	-0.0476 (U)	0.336 (U)	0.11 (U)	0.271 (U)
9/16/2019	0.569 (U)								
9/17/2019		0.143 (U)	0.264 (U)	0.441 (U)	0.558	0.235 (U)	0.449	0.302 (U)	0.591
2/18/2020									0.474
2/19/2020	0.166 (U)	0.218 (U)	0.0061 (U)	0.415 (U)	0.0321 (U)	0.217 (U)		0.308 (U)	
2/20/2020							0.22 (U)		
3/23/2020								0.171 (U)	0.258 (U)
3/24/2020						0.426			
3/26/2020	0.604						0.366 (U)		
3/27/2020		0.235 (U)	0.206 (U)	0.39 (U)	0.305 (U)				
9/14/2020	0.575	0.613							
9/15/2020			0.131 (U)	0.546	-0.0426 (U)	0.661	1.74	1.55	0.831
2/9/2021	0.146 (U)	0.307 (U)	-0.121 (U)	0.222 (U)	-0.00967 (U)				
2/10/2021						0.55	0.423 (U)	0.235 (U)	0.331 (U)
3/30/2021							0.439 (U)	0.511	0.572
3/31/2021				0.311 (U)					
4/1/2021					0.0901 (U)	0.0517 (U)			
4/6/2021			-0.0391 (U)						
4/7/2021	0.0695 (U)	0.356 (U)							
8/18/2021						0.13 (U)	0.277 (U)		
8/19/2021		0.228 (U)	-0.0806 (U)	0.518	0.037 (U)			-0.0514 (U)	-0.21 (U)

Time Series

Constituent: Combined Radium 226 + 228 (pCi/L) Analysis Run 5/8/2023 2:12 PM

Plant Scherer Client: Southern Company Data: Scherer AP

	SGWC-12	SGWC-13	SGWC-14	SGWC-15	SGWC-16	SGWC-17	SGWC-18	SGWC-19	SGWC-20
8/20/2021	0.0109 (U)								
2/10/2022	0.279 (U)				0.595		0.244 (U)		
2/11/2022		0.631		0.5		0.233 (U)		0.456 (U)	0.259 (U)
2/14/2022			0.377 (U)						
8/18/2022	0.384 (U)	0.377 (U)							
8/19/2022			0.378 (U)	0.459					
8/22/2022								0.356 (U)	0.475 (U)
8/23/2022							0.345 (U)		
8/31/2022					0.31 (U)	0.434 (U)			
2/22/2023						0.0917 (U)	0.0285 (U)	0.297 (U)	0.154 (U)
2/23/2023	0.784	0.506 (U)	0.0406 (U)	0.0665 (U)	0.183 (U)				

Time Series

Constituent: Combined Radium 226 + 228 (pCi/L) Analysis Run 5/8/2023 2:12 PM

Plant Scherer Client: Southern Company Data: Scherer AP

	SGWC-21	SGWC-22	SGWC-23	SGWC-6	SGWC-7	SGWC-8	SGWC-9	PZ-41S	PZ-43S
5/11/2016				0.0394 (U)	0.214 (U)	2.05	0.134 (U)		
5/12/2016	0.216 (U)	0.285 (U)	0.801						
6/27/2016				0.624 (U)	0.581 (U)	2.9			
6/29/2016	0.253 (U)	1.1	0.423 (U)				0.665 (U)		
8/17/2016				0.572	0.665	2.57			
8/19/2016		0.367 (U)	0.869						
8/22/2016	0.115 (U)						0.391 (U)		
10/17/2016				0.307 (U)		2.08			
10/18/2016	0.593	0.276 (U)	0.881		0.453		0.521		
12/6/2016				0.122 (U)	0.368 (U)	2.25			
12/7/2016	0.897	0.318 (U)	0.455				0.367 (U)		
2/14/2017				0.166 (U)	0.328 (U)	1.77			
2/15/2017			0.635						
2/16/2017	0.132 (U)	0.168 (U)					0.076 (U)		
4/12/2017				0.355 (U)	0.206 (U)	2.72			
4/13/2017	0.287 (U)	0.3 (U)	0.413				0.239 (U)		
6/27/2017				0.0783 (U)	0.598	2.07	0.268 (U)		
6/28/2017	0.143 (U)	0.0844 (U)	0.331 (U)						
3/27/2018			0.61	0.0443 (U)	0.546	2.3			
3/28/2018	0.38	0.0661 (U)					0.378		
6/6/2018				0.127 (U)	0.165 (U)	1.59	-0.0272 (U)		
6/7/2018	0.514	0.222 (U)	0.64						
10/8/2018	0.374	0.499	0.437	0.77					
10/9/2018					0.385	3.01	0.565		
10/18/2018								0.698	1.64
2/19/2019		0.532	0.301 (U)						
2/20/2019	0.239 (U)			0.25 (U)	0.433	2.5	0.425		
4/1/2019					0.675	1.91	-0.0113 (U)		
4/2/2019	0.218 (U)	0.313 (U)	0.516	0.3 (U)					
9/16/2019				0.0805 (U)			-0.116 (U)		
9/17/2019	-0.04 (U)				0.341 (U)	2.04			
9/18/2019		0.101 (U)	0.285 (U)						
2/18/2020	0.287 (U)	0.0109 (U)	0.399	-0.0675 (U)	0.326 (U)	2.06			
2/19/2020							0.0604 (U)	0.216 (U)	
3/23/2020	0.384								
3/24/2020		0.188 (U)	0.183 (U)						
3/25/2020				0.411 (U)		2.99	0.206 (U)		
3/26/2020					0.151 (U)				
9/14/2020				0.334 (U)	0.123 (U)	2.16	0.502 (U)		
9/15/2020	1.6	1.82	1.03						
2/9/2021				0.273 (U)	0.721	2.92	0.0162 (U)		
2/10/2021	0.5	0.167 (U)	0.46						
3/30/2021	0.955								
3/31/2021		0.0687 (U)	0.37 (U)				0.153 (U)		
4/1/2021				0.544	0.329 (U)	2.26			
8/18/2021	0.505	0.026 (U)	0.603	-0.0332 (U)	0.726	1.68			
8/19/2021							0.145 (U)		
2/9/2022				0.145 (U)	0.659			0.229 (U)	0.412 (U)
2/10/2022		0.346 (U)	0.204 (U)			2.08	0.179 (U)		
2/11/2022	0.689								
8/18/2022					0.309 (U)	2.58	0.275 (U)		
8/19/2022				0.243 (U)					

Time Series

Constituent: Combined Radium 226 + 228 (pCi/L) Analysis Run 5/8/2023 2:12 PM

Plant Scherer Client: Southern Company Data: Scherer AP

	PZ-39S	PZ-14S	PZ-13S	PZ-44I	PZ-17I	PZ-40I	PZ-42I	PZ-69I
10/16/2018				0.551 (U)				
10/17/2018	0.0623 (U)							
10/18/2018					0.882	1.59	0.188 (U)	
2/18/2020		0.163 (U)						
2/8/2022		0.0627 (U)	-0.0564 (U)					
2/9/2022	0.332 (U)			0.237 (U)	0.31 (U)		0.274 (U)	
2/10/2022						0.366 (U)		0.418 (U)
8/22/2022							0.401 (U)	
8/23/2022	0.565	0.432 (U)				0.986		
8/24/2022			0.234 (U)	0.0981 (U)	0.125 (U)			0.458
2/23/2023		0.413 (U)	-0.0151 (U)		0.255 (U)		0.651	
2/24/2023	0.131 (U)					0.714		-0.097 (U)
2/28/2023				-0.0607 (U)				

Time Series

Constituent: Fluoride, total (mg/L) Analysis Run 5/8/2023 2:12 PM

Plant Scherer Client: Southern Company Data: Scherer AP

	SGWA-1 (bg)	SGWA-2 (bg)	SGWA-24 (bg)	SGWA-25 (bg)	SGWA-3 (bg)	SGWA-4 (bg)	SGWA-5 (bg)	SGWC-10	SGWC-11
5/10/2016	<0.1	0.0537 (J)	0.0648 (J)	0.041 (J)	0.0192 (J)		0.0188 (J)		
5/11/2016						0.108 (J)		0.019 (J)	0.033 (J)
6/23/2016	<0.1	0.03 (J)	0.05 (J)				<0.1		
6/24/2016					0.02 (J)	0.08 (J)			
6/27/2016				0.03 (J)					
6/28/2016								<0.1	0.08 (J)
8/16/2016	<0.1	<0.2	<0.2		<0.1		<0.1		
8/17/2016				<0.2		<0.1		<0.1	<0.1
10/13/2016	<0.1		<0.2						
10/14/2016		<0.2		<0.2	<0.1		<0.1		
10/17/2016						<0.1		<0.1	<0.1
12/5/2016			<0.2						
12/6/2016	<0.1	<0.2		<0.2	<0.1	0.091 (J)	<0.1	<0.1	<0.1
2/14/2017	<0.1	<0.2	<0.2	<0.2	<0.1	0.1 (J)	<0.1		
2/15/2017								<0.1	<0.1
4/10/2017			<0.2						
4/11/2017	<0.1	<0.2		<0.2	<0.1	<0.1	<0.1		
4/12/2017								<0.1	<0.1
6/26/2017	<0.1	<0.2	<0.2		<0.1	<0.1	<0.1		
6/27/2017				<0.2				<0.1	<0.1
10/10/2017	<0.1	<0.2	<0.2						
10/11/2017				<0.2	<0.1	<0.1	<0.1		<0.1
10/12/2017								<0.1	
3/26/2018	<0.1	<0.2	<0.2		<0.1				
3/27/2018				<0.2		<0.1	<0.1	<0.1	<0.1
6/5/2018	<0.1	<0.2	<0.2	<0.2			<0.1		
6/6/2018					<0.1	<0.1		<0.1	<0.1
10/5/2018	<0.1	<0.2	<0.2		<0.1				
10/8/2018				<0.2		<0.1	<0.1		
10/9/2018								<0.1	
10/16/2018									<0.1
2/18/2019	<0.1	0.05 (J)				0.066 (J)			
2/19/2019			0.06 (J)	0.044 (J)	<0.1		<0.1		
2/20/2019								<0.1	<0.1
3/28/2019				0.037 (J)	0.026 (J)	0.052 (J)	<0.1		
3/29/2019	<0.1	0.053 (J)	0.056 (J)						
4/1/2019								<0.1	<0.1
9/12/2019							<0.1		
9/13/2019			0.049 (J)						
9/16/2019	<0.1	0.054 (J)		0.04 (J)	0.026 (J)	0.055 (J)			<0.1
9/17/2019								<0.1	
2/13/2020	<0.1	0.051 (J)	0.066 (J)						
2/17/2020				0.041 (J)			<0.1		
2/18/2020					<0.1	0.068 (J)			<0.1
2/19/2020								<0.1	
3/17/2020		0.038 (J)		0.041 (J)	0.029 (J)		0.03 (J)		
3/18/2020	<0.1		0.078 (J)			<0.1			
3/25/2020								0.031 (J)	0.058 (J)
9/14/2020	<0.1	0.033 (J)	0.038 (J)	0.028 (J)	<0.1	0.035 (J)	<0.1	<0.1	<0.1
2/9/2021	<0.1	0.055 (J)	0.059 (J)	0.037 (J)	<0.1	0.059 (J)	<0.1	<0.1	<0.1
3/30/2021	<0.1	0.048 (J)	0.052 (J)						
3/31/2021					<0.1	0.051 (J)	<0.1	0.047 (J)	

Time Series

Constituent: Fluoride, total (mg/L) Analysis Run 5/8/2023 2:12 PM

Plant Scherer Client: Southern Company Data: Scherer AP

	SGWA-1 (bg)	SGWA-2 (bg)	SGWA-24 (bg)	SGWA-25 (bg)	SGWA-3 (bg)	SGWA-4 (bg)	SGWA-5 (bg)	SGWC-10	SGWC-11
4/7/2021				0.054 (J)					<0.1
8/17/2021	0.052 (J)	0.096 (J)		0.079 (J)		0.093 (J)			
8/18/2021			0.16		0.066 (J)		0.07 (J)		
8/19/2021								<0.1	<0.1
2/9/2022	0.034 (J)	0.11		0.069 (J)	0.049 (J)	0.083 (J)	0.044 (J)		
2/10/2022			0.061 (J)						<0.1
2/11/2022								0.03 (J)	
8/17/2022	0.088 (J)	0.076 (J)							
8/18/2022			0.051 (J)	0.044 (J)	0.034 (J)	0.056 (J)	0.036 (J)		0.034 (J)
8/19/2022								<0.1	
2/21/2023	0.048 (J)				0.041 (J)		0.039 (J)		
2/22/2023		0.07 (J)				0.6 (o)		0.045 (J)	0.063 (J)
2/23/2023			0.074 (J)	0.075 (J)					

Time Series

Constituent: Fluoride, total (mg/L) Analysis Run 5/8/2023 2:12 PM

Plant Scherer Client: Southern Company Data: Scherer AP

	SGWC-12	SGWC-13	SGWC-14	SGWC-15	SGWC-16	SGWC-17	SGWC-18	SGWC-19	SGWC-20
5/11/2016	0.11 (J)								
5/12/2016		0.042 (J)	0.031 (J)	0.1071 (J)	0.011 (J)	0.066 (J)			0.259 (J)
5/13/2016							0.0343 (J)	0.0126 (J)	
6/28/2016	0.18 (J)	0.15 (J)	0.03 (J)	0.26 (J)	0.09 (J)				
6/29/2016						0.17 (J)		0.18 (J)	0.45
6/30/2016							0.18 (J)		
8/18/2016	0.12 (J)	<0.1	<0.1	0.14 (J)	<0.1	<0.2			
8/22/2016							<0.1	<0.1	0.33
10/17/2016	0.082 (J)	<0.1	<0.1						
10/18/2016				0.12 (J)	<0.1			<0.1	0.26
10/19/2016						<0.2	<0.1		
12/6/2016	0.11 (J)	<0.1							
12/7/2016			<0.1	0.13 (J)	<0.1	<0.2	<0.1		
12/8/2016								<0.1	0.28
2/15/2017	0.13 (J)	<0.1	<0.1	0.12 (J)		0.089 (J)			
2/16/2017					<0.1		<0.1	<0.1	0.28
4/12/2017	0.088 (J)	<0.1	<0.1	0.11 (J)					
4/13/2017					<0.1	<0.2	<0.1	<0.1	0.2
6/27/2017	0.1 (J)	<0.1	<0.1	0.13 (J)	<0.1	<0.2			
6/28/2017							<0.1	<0.1	0.22
10/11/2017	<0.2	<0.1	<0.1						
10/12/2017				0.13 (J)	<0.1	<0.2	<0.1	<0.1	0.18 (J)
3/27/2018	<0.2	<0.1	<0.1	0.12 (J)	<0.1	<0.2			
3/28/2018							<0.1	<0.1	0.19 (J)
6/6/2018	<0.2								
6/7/2018		<0.1	<0.1	0.14 (J)	<0.1	<0.2			0.21
6/8/2018							<0.1	<0.1	
10/8/2018	<0.2	<0.1	<0.1		<0.1	<0.2			
10/9/2018								<0.1	
10/16/2018				0.14 (J)					
10/18/2018							<0.1		0.23
2/20/2019	0.052 (J)	<0.1	<0.1	0.33	<0.1	0.034 (J)	<0.1	<0.1	0.2
4/1/2019	0.048 (J)	<0.1	<0.1	0.072 (J)					
4/2/2019					<0.1	0.045 (J)	0.05 (J)	<0.1	0.15 (J)
9/16/2019	0.065 (J)								
9/17/2019		0.04 (J)	0.028 (J)	0.1	<0.1	0.047 (J)	0.034 (J)	<0.1	0.14
2/18/2020									0.16
2/19/2020	0.064 (J)	0.027 (J)	0.026 (J)	0.13	<0.1	0.046 (J)		<0.1	
2/20/2020							<0.1		
3/23/2020								0.057 (J)	0.25
3/24/2020						0.058 (J)			
3/26/2020	0.081 (J)						0.091 (J)		
3/27/2020		0.045 (J)	0.041 (J)	0.13	0.027 (J)				
9/14/2020	0.042 (J)	<0.1							
9/15/2020			0.04 (J)	0.15	0.037 (J)	0.052 (J)	<0.1	<0.1	0.15
2/9/2021	0.074 (J)	<0.1	<0.1	0.14	<0.1				
2/10/2021						0.03 (J)	<0.1	<0.1	0.19
3/30/2021							0.1 (J)	<0.1	0.18
3/31/2021				0.12					
4/1/2021					<0.1	0.051 (J)			
4/6/2021			<0.1						
4/7/2021	0.066 (J)	0.053 (J)							

Time Series

Constituent: Fluoride, total (mg/L) Analysis Run 5/8/2023 2:12 PM

Plant Scherer Client: Southern Company Data: Scherer AP

	SGWC-12	SGWC-13	SGWC-14	SGWC-15	SGWC-16	SGWC-17	SGWC-18	SGWC-19	SGWC-20
8/18/2021						0.087 (J)	0.099 (J)		
8/19/2021		<0.1	<0.1	0.12	0.038 (J)			<0.1	0.17
8/20/2021	0.082 (J)								
2/10/2022	0.06 (J)				<0.1		0.039 (J)		
2/11/2022		0.045 (J)		0.14		0.064 (J)		<0.1	0.14
2/14/2022			0.035 (J)						
8/18/2022	0.052 (J)	0.038 (J)							
8/19/2022			<0.1	0.11					
8/22/2022								0.041 (J)	0.22
8/23/2022							0.1 (J)		
8/31/2022					0.058 (J)	0.058 (J)			
2/22/2023						0.06 (J)	0.061 (J)	0.046 (J)	0.13
2/23/2023	0.089 (J)	0.077 (J)	0.068 (J)	0.11	0.045 (J)				

Time Series

Constituent: Fluoride, total (mg/L) Analysis Run 5/8/2023 2:12 PM

Plant Scherer Client: Southern Company Data: Scherer AP

	SGWC-21	SGWC-22	SGWC-23	SGWC-6	SGWC-7	SGWC-8	SGWC-9	PZ-41S	PZ-43S
5/11/2016				0.133 (J)	0.245 (J)	0.362	0.076 (J)		
5/12/2016	0.079 (J)	0.029 (J)	0.0341 (J)						
6/27/2016				0.21 (J)	0.23 (J)	0.45			
6/29/2016	0.15 (J)	0.04 (J)	0.04 (J)				0.13 (J)		
8/17/2016				0.14 (J)	0.22	0.54			
8/19/2016		<0.1	<0.2						
8/22/2016	0.083 (J)						<0.2		
10/17/2016				0.11 (J)		0.51			
10/18/2016	<0.2	<0.1	<0.2		0.24		<0.2		
12/6/2016				0.14 (J)	0.26	0.58			
12/7/2016	<0.2	<0.1	<0.2				<0.2		
2/14/2017				0.2	0.17 (J)	0.39			
2/15/2017			0.092 (J)						
2/16/2017	0.12 (J)	0.1 (J)					0.097 (J)		
4/12/2017				0.089 (J)	0.2	0.41			
4/13/2017	<0.2	<0.1	<0.2				<0.2		
6/27/2017				0.085 (J)	0.23	0.47	<0.2		
6/28/2017	0.1 (J)	<0.1	<0.2						
10/11/2017				0.089 (J)	0.21				
10/12/2017	<0.2	<0.1	<0.2			0.47	<0.2		
3/27/2018			<0.2	<0.2	0.19 (J)	0.4			
3/28/2018	<0.2	<0.1					<0.2		
6/6/2018				<0.2	0.2	0.4	<0.2		
6/7/2018	<0.2	<0.1	<0.2						
10/8/2018	<0.2	<0.1	<0.2	<0.2					
10/9/2018					0.2	0.47	<0.2		
10/18/2018								<0.1	<0.2
2/19/2019		<0.1	0.055 (J)						
2/20/2019	0.051 (J)			0.092 (J)	0.2	0.32	0.074 (J)		
4/1/2019					0.12 (J)	0.21	0.041 (J)		
4/2/2019	0.066 (J)	<0.1	0.036 (J)	0.1 (J)					
9/16/2019				0.099 (J)			0.057 (J)		
9/17/2019	0.077 (J)				0.2	0.47			
9/18/2019		0.028 (J)	0.044 (J)						
2/18/2020	0.073 (J)	<0.1	0.082 (J)	0.11	0.2	0.38			
2/19/2020							0.061 (J)		
3/23/2020	0.11								
3/24/2020		<0.1	0.081 (J)						
3/25/2020				0.13		0.31	0.079 (J)		
3/26/2020					0.14				
9/14/2020				0.076 (J)	0.11	0.29	0.037 (J)		
9/15/2020	0.061 (J)	<0.1	0.052 (J)						
2/9/2021				0.12	0.22	0.37	0.05 (J)		
2/10/2021	0.049 (J)	<0.1	0.046 (J)						
3/30/2021	0.074 (J)								
3/31/2021		<0.1	0.046 (J)				0.073 (J)		
4/1/2021				0.14	0.25	0.38			
8/18/2021	0.12	0.054 (J)	0.11	0.19	0.31	0.48			
8/19/2021							0.078 (J)		
2/9/2022				0.19	0.27			<0.1	0.028 (J)
2/10/2022		<0.1	0.066 (J)			0.44	0.098 (J)		
2/11/2022	0.092 (J)								

Time Series

Constituent: Fluoride, total (mg/L) Analysis Run 5/8/2023 2:12 PM

Plant Scherer Client: Southern Company Data: Scherer AP

	PZ-39S	PZ-14S	PZ-13S	PZ-44I	PZ-17I	PZ-40I	PZ-42I	PZ-69I
10/16/2018				<0.1				
10/17/2018	0.087 (J)							
10/18/2018					<0.2	<0.1	0.083 (J)	
2/8/2022		<0.1	<0.1					
2/9/2022	<0.1			<0.1	0.028 (J)		0.033 (J)	
2/10/2022						<0.1		0.15
8/22/2022							0.043 (J)	
8/23/2022	0.043 (J)	0.029 (J)				0.036 (J)		
8/24/2022			0.069 (J)	0.031 (J)	0.046 (J)			0.21
2/23/2023		0.043 (J)	0.042 (J)		0.049 (J)		0.079 (J)	
2/24/2023	0.062 (J)					0.047 (J)		0.083 (J)
2/28/2023				0.034 (J)				

Time Series

Constituent: Lead (mg/L) Analysis Run 5/8/2023 2:12 PM
 Plant Scherer Client: Southern Company Data: Scherer AP

	SGWA-1 (bg)	SGWA-2 (bg)	SGWA-24 (bg)	SGWA-25 (bg)	SGWA-3 (bg)	SGWA-4 (bg)	SGWA-5 (bg)	SGWC-10	SGWC-11
5/10/2016	<0.001	<0.001	<0.001	<0.001	<0.001		<0.001		
5/11/2016						<0.001		<0.001	<0.001
6/23/2016	<0.001	<0.001	0.0001 (J)				<0.001		
6/24/2016					<0.001	<0.001			
6/27/2016				<0.001					
6/28/2016								<0.001	<0.001
8/16/2016	<0.001	<0.001	<0.001		<0.001		<0.001		
8/17/2016				<0.001		<0.001		<0.001	<0.001
10/13/2016	<0.001		<0.001						
10/14/2016		<0.001		<0.001	<0.001		<0.001		
10/17/2016						<0.001		<0.001	<0.001
12/5/2016			<0.001						
12/6/2016	<0.001	<0.001		<0.001	<0.001	<0.001	<0.001	<0.001	<0.001
2/14/2017	<0.001	<0.001	<0.001	<0.001	<0.001	<0.001	<0.001		
2/15/2017								<0.001	<0.001
4/10/2017			<0.001						
4/11/2017	<0.001	<0.001		<0.001	<0.001	<0.001	<0.001		
4/12/2017								<0.001	<0.001
6/26/2017	<0.001	<0.001	<0.001		<0.001	<0.001	<0.001		
6/27/2017				<0.001				<0.001	<0.001
3/26/2018	<0.001	<0.001	<0.001		<0.001				
3/27/2018				<0.001		<0.001	<0.001	<0.001	<0.001
6/5/2018	<0.001	<0.001	<0.001	<0.001			<0.001		
6/6/2018					<0.001	<0.001		<0.001	<0.001
10/5/2018	<0.001	<0.001	<0.001		<0.001				
10/8/2018				<0.001		<0.001	<0.001		
10/9/2018								<0.001	
10/16/2018									<0.001
2/18/2019	<0.001	<0.001				<0.001			
2/19/2019			<0.001	<0.001	<0.001		<0.001		
2/20/2019								<0.001	<0.001
3/28/2019				<0.001	<0.001	<0.001	<0.001		
3/29/2019	<0.001	<0.001	<0.001						
4/1/2019								<0.001	<0.001
9/12/2019							<0.001		
9/13/2019			0.00014 (J)						
9/16/2019	<0.001	<0.001		<0.001	0.00017 (J)	<0.001			<0.001
9/17/2019								0.00013 (J)	
2/13/2020	<0.001	<0.001	<0.001						
2/17/2020				<0.001			<0.001		
2/18/2020					<0.001	<0.001			<0.001
2/19/2020								0.00014 (J)	
3/17/2020		<0.001		<0.001	<0.001		<0.001		
3/18/2020	0.00022 (J)		0.00022 (J)			0.00021 (J)			
3/25/2020								<0.001	<0.001
9/14/2020	<0.001	<0.001	0.00014 (J)	<0.001	<0.001	<0.001	<0.001	<0.001	<0.001
2/9/2021	<0.001	<0.001	<0.001	<0.001	<0.001	<0.001	<0.001	0.00013 (J)	<0.001
3/30/2021	<0.001	<0.001	<0.001						
3/31/2021					<0.001	<0.001	<0.001	<0.001	
4/7/2021				<0.001					<0.001
8/17/2021	<0.001	<0.001		<0.001		<0.001			
8/18/2021			0.00023 (J)		<0.001		0.0003 (J)		

Time Series

Constituent: Lead (mg/L) Analysis Run 5/8/2023 2:12 PM
Plant Scherer Client: Southern Company Data: Scherer AP

	SGWA-1 (bg)	SGWA-2 (bg)	SGWA-24 (bg)	SGWA-25 (bg)	SGWA-3 (bg)	SGWA-4 (bg)	SGWA-5 (bg)	SGWC-10	SGWC-11
8/19/2021								<0.001	<0.001
2/9/2022	<0.001	<0.001		<0.001	<0.001	<0.001	<0.001		
2/10/2022			<0.001						<0.001
2/11/2022								<0.001	
8/17/2022	0.00018 (J)	0.00044 (J)							
8/18/2022			<0.001	<0.001	<0.001	<0.001	<0.001		<0.001
8/19/2022								<0.001	
2/21/2023	<0.001				<0.001		<0.001		
2/22/2023		<0.001				<0.001		<0.001	<0.001
2/23/2023			<0.001	<0.001					

Time Series

Constituent: Lead (mg/L) Analysis Run 5/8/2023 2:12 PM
 Plant Scherer Client: Southern Company Data: Scherer AP

	SGWC-12	SGWC-13	SGWC-14	SGWC-15	SGWC-16	SGWC-17	SGWC-18	SGWC-19	SGWC-20
5/11/2016	<0.001								
5/12/2016		<0.001	<0.001	<0.001	<0.001	<0.001			<0.001
5/13/2016							<0.001	<0.001	
6/28/2016	<0.001	<0.001	<0.001	<0.001	<0.001				
6/29/2016						<0.001		<0.001	0.0005 (J)
6/30/2016							<0.001		
8/18/2016	<0.001	<0.001	<0.001	<0.001	<0.001	<0.001			
8/22/2016							<0.001	<0.001	<0.001
10/17/2016	<0.001	<0.001	<0.001						
10/18/2016				<0.001	<0.001			<0.001	<0.001
10/19/2016						<0.001	<0.001		
12/6/2016	<0.001	<0.001							
12/7/2016			<0.001	<0.001	<0.001	<0.001	<0.001		
12/8/2016								<0.001	<0.001
2/15/2017	<0.001	<0.001	<0.001	<0.001		<0.001			
2/16/2017					<0.001		<0.001	<0.001	0.00035 (J)
4/12/2017	<0.001	<0.001	<0.001	<0.001					
4/13/2017					<0.001	<0.001	<0.001	<0.001	<0.001
6/27/2017	<0.001	<0.001	<0.001	<0.001	<0.001	<0.001			
6/28/2017							<0.001	<0.001	0.00041 (J)
3/27/2018	<0.001	0.00039 (J)	<0.001	<0.001	<0.001	<0.001			
3/28/2018							<0.001	<0.001	<0.001
6/6/2018	<0.001								
6/7/2018		<0.001	<0.001	<0.001	<0.001	<0.001			<0.001
6/8/2018							<0.001	<0.001	
10/8/2018	<0.001	<0.001	<0.001		<0.001	<0.001			
10/9/2018								<0.001	
10/16/2018				<0.001					
10/18/2018							<0.001		<0.001
2/20/2019	<0.001	<0.001	<0.001	<0.001	<0.001	<0.001	<0.001	<0.001	0.00027 (J)
4/1/2019	<0.001	<0.001	<0.001	<0.001					
4/2/2019					<0.001	<0.001	<0.001	<0.001	<0.001
9/16/2019	<0.001								
9/17/2019		<0.001	0.00016 (J)	<0.001	<0.001	<0.001	<0.001	<0.001	0.00025 (J)
2/18/2020									0.00025 (J)
2/19/2020	<0.001	<0.001	<0.001	<0.001	<0.001	<0.001		<0.001	
2/20/2020							<0.001		
3/23/2020								<0.001	0.00023 (J)
3/24/2020						<0.001			
3/26/2020	<0.001						<0.001		
3/27/2020		<0.001	0.00066 (J)	0.00023 (J)	0.00013 (J)				
9/14/2020	<0.001	<0.001							
9/15/2020			<0.001	<0.001	<0.001	<0.001	<0.001	<0.001	0.00017 (J)
2/9/2021	<0.001	<0.001	<0.001	<0.001	<0.001				
2/10/2021						0.00017 (J)	0.00029 (J)	<0.001	0.0003 (J)
3/30/2021							<0.001	<0.001	0.00018 (J)
3/31/2021				<0.001					
4/1/2021					<0.001	<0.001			
4/6/2021			<0.001						
4/7/2021	<0.001	<0.001							
8/18/2021						<0.001	0.00071 (J)		
8/19/2021		<0.001	<0.001	<0.001	<0.001			<0.001	0.00034 (J)

Time Series

Constituent: Lead (mg/L) Analysis Run 5/8/2023 2:12 PM
Plant Scherer Client: Southern Company Data: Scherer AP

	SGWC-12	SGWC-13	SGWC-14	SGWC-15	SGWC-16	SGWC-17	SGWC-18	SGWC-19	SGWC-20
8/20/2021	<0.001								
2/10/2022	0.0002 (J)				<0.001		<0.001		
2/11/2022		<0.001		<0.001		<0.001		0.00033 (J)	0.00021 (J)
2/14/2022			<0.001						
8/18/2022	<0.001	<0.001							
8/19/2022			0.00028 (J)	<0.001					
8/22/2022								<0.001	0.00028 (J)
8/23/2022							<0.001		
8/31/2022					<0.001	<0.001			
2/22/2023						<0.001	<0.001	<0.001	<0.001
2/23/2023	<0.001	<0.001	<0.001	<0.001	<0.001				

Time Series

Constituent: Lead (mg/L) Analysis Run 5/8/2023 2:12 PM
 Plant Scherer Client: Southern Company Data: Scherer AP

	SGWC-21	SGWC-22	SGWC-23	SGWC-6	SGWC-7	SGWC-8	SGWC-9	PZ-41S	PZ-43S
5/11/2016				<0.001	<0.001	<0.001	<0.001		
5/12/2016	<0.001	<0.001	<0.001						
6/27/2016				<0.001	<0.001	<0.001			
6/29/2016	9E-05 (J)	<0.001	9E-05 (J)				<0.001		
8/17/2016				<0.001	0.00085 (J)	<0.001			
8/19/2016		<0.001	<0.001						
8/22/2016	<0.001						<0.001		
10/17/2016				<0.001		<0.001			
10/18/2016	<0.001	<0.001	<0.001		<0.001		<0.001		
12/6/2016				<0.001	<0.001	<0.001			
12/7/2016	<0.001	<0.001	<0.001				<0.001		
2/14/2017				<0.001	<0.001	<0.001			
2/15/2017			<0.001						
2/16/2017	<0.001	<0.001					<0.001		
4/12/2017				<0.001	<0.001	<0.001			
4/13/2017	<0.001	<0.001	<0.001				<0.001		
6/27/2017				<0.001	<0.001	<0.001	<0.001		
6/28/2017	<0.001	<0.001	<0.001						
3/27/2018			<0.001	<0.001	<0.001	<0.001			
3/28/2018	<0.001	<0.001					<0.001		
6/6/2018				<0.001	<0.001	<0.001	<0.001		
6/7/2018	<0.001	<0.001	<0.001						
10/8/2018	<0.001	<0.001	<0.001	<0.001					
10/9/2018					<0.001	<0.001	<0.001		
10/18/2018								<0.001	<0.001
2/19/2019		<0.001	<0.001						
2/20/2019	<0.001			<0.001	<0.001	<0.001	<0.001		
4/1/2019					<0.001	<0.001	<0.001		
4/2/2019	<0.001	<0.001	<0.001	<0.001					
9/16/2019				<0.001			<0.001		
9/17/2019	<0.001				<0.001	<0.001			
9/18/2019		<0.001	<0.001						
2/18/2020	<0.001	0.00018 (J)	<0.001	<0.001	<0.001	<0.001			
2/19/2020							<0.001		
3/23/2020	<0.001								
3/24/2020		<0.001	<0.001						
3/25/2020				0.0002 (J)		0.00029 (J)	<0.001		
3/26/2020					<0.001				
9/14/2020				<0.001	<0.001	<0.001	<0.001		
9/15/2020	0.00022 (J)	0.00019 (J)	<0.001						
2/9/2021				<0.001	0.00014 (J)	0.00062 (J)	<0.001		
2/10/2021	0.00016 (J)	0.00016 (J)	<0.001						
3/30/2021	0.0002 (J)								
3/31/2021		0.00015 (J)	<0.001				<0.001		
4/1/2021				<0.001	0.00015 (J)	<0.001			
8/18/2021	0.00041 (J)	<0.001	<0.001	<0.001	<0.001	<0.001			
8/19/2021							<0.001		
2/9/2022				<0.001	<0.001			<0.001	<0.001
2/10/2022		<0.001	<0.001			<0.001	<0.001		
2/11/2022	<0.001								
8/18/2022					<0.001	<0.001	<0.001		
8/19/2022				<0.001					

Time Series

Constituent: Lead (mg/L) Analysis Run 5/8/2023 2:12 PM
Plant Scherer Client: Southern Company Data: Scherer AP

	SGWC-21	SGWC-22	SGWC-23	SGWC-6	SGWC-7	SGWC-8	SGWC-9	PZ-41S	PZ-43S
8/22/2022	0.0002 (J)	0.00017 (J)	<0.001						
8/24/2022								<0.001	<0.001
2/22/2023				<0.001	<0.001	<0.001	<0.001		
2/23/2023	<0.001	<0.001	<0.001					<0.001	
2/24/2023									<0.001

Time Series

Constituent: Lead (mg/L) Analysis Run 5/8/2023 2:12 PM
Plant Scherer Client: Southern Company Data: Scherer AP

	PZ-39S	PZ-14S	PZ-13S	PZ-44I	PZ-17I	PZ-40I	PZ-42I	PZ-69I
10/16/2018				<0.001				
10/17/2018	<0.001							
10/18/2018					<0.001	<0.001	<0.001	
2/8/2022		<0.001	<0.001					
2/9/2022	<0.001			<0.001	<0.001		<0.001	
2/10/2022						<0.001		<0.001
8/22/2022							0.00019 (J)	
8/23/2022	<0.001	<0.001				<0.001		
8/24/2022			<0.001	<0.001	<0.001			<0.001
2/23/2023		<0.001	<0.001		<0.001		<0.001	
2/24/2023	<0.001					<0.001		<0.001
2/28/2023				<0.001				

Time Series

Constituent: Lithium (mg/L) Analysis Run 5/8/2023 2:12 PM
 Plant Scherer Client: Southern Company Data: Scherer AP

	SGWA-1 (bg)	SGWA-2 (bg)	SGWA-24 (bg)	SGWA-25 (bg)	SGWA-3 (bg)	SGWA-4 (bg)	SGWA-5 (bg)	SGWC-10	SGWC-11
5/10/2016	<0.005	<0.005	<0.005	<0.005	<0.005		<0.005		
5/11/2016						<0.005		<0.005	<0.005
6/23/2016	0.0013 (J)	<0.005	<0.005				<0.005		
6/24/2016					<0.005	<0.005			
6/27/2016				<0.005					
6/28/2016								<0.005	0.0013 (J)
8/16/2016	<0.005	<0.005	<0.005		<0.005		<0.005		
8/17/2016				<0.005		<0.005		<0.005	<0.005
10/13/2016	<0.005		<0.005						
10/14/2016		<0.005		<0.005	<0.005		<0.005		
10/17/2016						<0.005		<0.005	<0.005
12/5/2016			<0.005						
12/6/2016	<0.005	<0.005		<0.005	<0.005	<0.005	<0.005	<0.005	<0.005
2/14/2017	<0.005	<0.005	<0.005	<0.005	<0.005	<0.005	<0.005		
2/15/2017								<0.005	<0.005
4/10/2017			<0.005						
4/11/2017	<0.005	<0.005		<0.005	<0.005	<0.005	<0.005		
4/12/2017								<0.005	<0.005
6/26/2017	<0.005	<0.005	<0.005		<0.005	<0.005	<0.005		
6/27/2017				<0.005				<0.005	<0.005
3/26/2018	0.0024 (J)	<0.005	<0.005		0.0013 (J)				
3/27/2018				<0.005		<0.005	0.0017 (J)	<0.005	0.0029 (J)
6/5/2018	0.0018 (J)	<0.005	0.0011 (J)	0.0015 (J)			<0.005		
6/6/2018				<0.005	<0.005			<0.005	0.0017 (J)
10/5/2018	0.0018 (J)	<0.005	0.0012 (J)		<0.005				
10/8/2018				<0.005		<0.005	<0.005		
10/9/2018								<0.005	
10/16/2018									0.0031 (J)
2/18/2019	<0.005	<0.005				<0.005			
2/19/2019			<0.005	<0.005	<0.005		<0.005		
2/20/2019								<0.005	0.0031 (J)
3/28/2019				<0.005	<0.005	<0.005	<0.005		
3/29/2019	<0.005	<0.005	<0.005						
4/1/2019								<0.005	0.0017 (J)
9/12/2019							<0.005		
9/13/2019			<0.005						
9/16/2019	0.0034	<0.005		<0.005	<0.005	<0.005			<0.005
9/17/2019								<0.005	
2/13/2020	<0.005	<0.005	<0.005						
2/17/2020				<0.005			<0.005		
2/18/2020					<0.005	<0.005			<0.005
2/19/2020								<0.005	
3/17/2020		<0.005		<0.005	<0.005		<0.005		
3/18/2020	<0.005		<0.005			<0.005			
3/25/2020								<0.005	<0.005
9/14/2020	<0.005	<0.005	<0.005	<0.005	<0.005	<0.005	<0.005	<0.005	<0.005
2/9/2021	<0.005	<0.005	<0.005	<0.005	<0.005	<0.005	<0.005	<0.005	<0.005
3/30/2021	<0.005	<0.005	<0.005						
3/31/2021					<0.005	<0.005	<0.005	<0.005	
4/7/2021				<0.005					<0.005
8/17/2021	<0.005	<0.005		<0.005		<0.005			
8/18/2021			<0.005		<0.005		<0.005		

Time Series

Constituent: Lithium (mg/L) Analysis Run 5/8/2023 2:12 PM
Plant Scherer Client: Southern Company Data: Scherer AP

	SGWA-1 (bg)	SGWA-2 (bg)	SGWA-24 (bg)	SGWA-25 (bg)	SGWA-3 (bg)	SGWA-4 (bg)	SGWA-5 (bg)	SGWC-10	SGWC-11
8/19/2021								<0.005	<0.005
2/9/2022	0.0011 (J)	<0.005		<0.005	<0.005	<0.005	0.00094 (J)		
2/10/2022			<0.005						0.0022 (J)
2/11/2022								<0.005	
8/17/2022	0.0035 (J)	0.0016 (J)							
8/18/2022			0.0015 (J)	0.0014 (J)	0.0012 (J)	0.00086 (J)	0.0019 (J)		0.0033 (J)
8/19/2022								0.0011 (J)	
2/21/2023	0.0022 (J)				<0.005		0.002 (J)		
2/22/2023		<0.005				<0.005		<0.005	0.0024 (J)
2/23/2023			0.0022 (J)	0.002 (J)					

Time Series

Constituent: Lithium (mg/L) Analysis Run 5/8/2023 2:12 PM
 Plant Scherer Client: Southern Company Data: Scherer AP

	SGWC-12	SGWC-13	SGWC-14	SGWC-15	SGWC-16	SGWC-17	SGWC-18	SGWC-19	SGWC-20
5/11/2016	<0.005								
5/12/2016		<0.005	<0.005	<0.005	<0.005	<0.005			<0.05 (O)
5/13/2016							<0.005	<0.005	
6/28/2016	<0.005	<0.005	<0.005	0.0024 (J)	<0.005				
6/29/2016						<0.005		<0.005	0.0043 (J)
6/30/2016							0.0032 (J)		
8/18/2016	<0.005	<0.005	<0.005	<0.005	<0.005	<0.005			
8/22/2016							<0.005	<0.005	0.0051
10/17/2016	<0.005	<0.005	<0.005						
10/18/2016				<0.005	<0.005			<0.005	0.0038 (J)
10/19/2016						<0.005	0.0042 (J)		
12/6/2016	<0.005	<0.005							
12/7/2016			<0.005	<0.005	<0.005	<0.005	<0.005		
12/8/2016								<0.005	0.0043 (J)
2/15/2017	<0.005	<0.005	<0.005	<0.005		<0.005			
2/16/2017						<0.005	0.0034 (J)	<0.005	0.0047 (J)
4/12/2017	<0.005	<0.005	<0.005	<0.005					
4/13/2017						<0.005	<0.005	<0.005	0.004 (J)
6/27/2017	<0.005	<0.005	<0.005	<0.005	<0.005	<0.005			
6/28/2017							<0.005	<0.005	0.0032 (J)
3/27/2018	<0.005	<0.005	<0.005	0.0034 (J)	<0.005	0.0014 (J)			
3/28/2018							0.0056	<0.005	0.0053
6/6/2018	<0.005								
6/7/2018		<0.005	<0.005	0.003 (J)	<0.005	<0.005			0.0038 (J)
6/8/2018							0.0042 (J)	0.0022 (J)	
10/8/2018	<0.005	0.0014 (J)	0.0011 (J)		0.0015 (J)	<0.005			
10/9/2018								<0.005	
10/16/2018				0.0034 (J)					
10/18/2018							0.0054		0.0062
2/20/2019	<0.005	<0.005	<0.005	0.0038 (J)	<0.005	<0.005	0.0054	<0.005	0.0048 (J)
4/1/2019	0.0011 (J)	<0.005	<0.005	0.0025 (J)					
4/2/2019						<0.005	<0.005	0.0041 (J)	0.0021 (J)
9/16/2019	<0.005								
9/17/2019		<0.005	<0.005	0.0037	<0.005	<0.005	0.005	<0.005	0.0042
2/18/2020									0.0036 (J)
2/19/2020	<0.005	<0.005	<0.005	<0.005	<0.005	<0.005		<0.005	
2/20/2020							0.0045 (J)		
3/23/2020								<0.005	0.0045 (J)
3/24/2020						<0.005			
3/26/2020	<0.005						0.0046 (J)		
3/27/2020		<0.005	<0.005	0.0038 (J)	<0.005				
9/14/2020	<0.005	<0.005							
9/15/2020			<0.005	0.0037 (J)	<0.005	<0.005	0.0049 (J)	<0.005	0.0037 (J)
2/9/2021	<0.005	<0.005	<0.005	<0.005	<0.005				
2/10/2021						<0.005	0.0055	<0.005	0.0047 (J)
3/30/2021							0.0043 (J)	<0.005	<0.005
3/31/2021				<0.005					
4/1/2021					<0.005	<0.005			
4/6/2021			<0.005						
4/7/2021	<0.005	<0.005							
8/18/2021						<0.005	0.0047 (J)		
8/19/2021		<0.005	<0.005	<0.005	<0.005			<0.005	0.0046 (J)

Time Series

Constituent: Lithium (mg/L) Analysis Run 5/8/2023 2:12 PM
Plant Scherer Client: Southern Company Data: Scherer AP

	SGWC-12	SGWC-13	SGWC-14	SGWC-15	SGWC-16	SGWC-17	SGWC-18	SGWC-19	SGWC-20
8/20/2021	<0.005								
2/10/2022	<0.005				<0.005		0.0039 (J)		
2/11/2022		<0.005		0.0027 (J)		<0.005		0.0072	0.0037 (J)
2/14/2022			<0.005						
8/18/2022	0.0012 (J)	0.0012 (J)							
8/19/2022			0.0015 (J)	0.0038 (J)					
8/22/2022								0.0012 (J)	0.003 (J)
8/23/2022							0.0032 (J)		
8/31/2022					0.0012 (J)	<0.005			
2/22/2023						<0.005	0.0035 (J)	0.0015 (J)	0.0025 (J)
2/23/2023	<0.005	<0.005	<0.005	0.0022 (J)	<0.005				

Time Series

Constituent: Lithium (mg/L) Analysis Run 5/8/2023 2:12 PM
 Plant Scherer Client: Southern Company Data: Scherer AP

	SGWC-21	SGWC-22	SGWC-23	SGWC-6	SGWC-7	SGWC-8	SGWC-9	PZ-41S	PZ-43S
5/11/2016				<0.005	<0.05 (O)	<0.005	<0.005		
5/12/2016	<0.005	<0.005	<0.005						
6/27/2016				<0.005	0.0031 (J)	0.0013 (J)			
6/29/2016	<0.005	<0.005	0.0027 (J)				<0.005		
8/17/2016				<0.005	0.0046 (J)	<0.005			
8/19/2016		<0.005	<0.005						
8/22/2016	<0.005						<0.005		
10/17/2016				<0.005		<0.005			
10/18/2016	<0.005	<0.005	0.0032 (J)		0.0036 (J)		<0.005		
12/6/2016				<0.005	0.0043 (J)	<0.005			
12/7/2016	<0.005	<0.005	0.0043 (J)				<0.005		
2/14/2017				<0.005	0.0043 (J)	<0.005			
2/15/2017			<0.005						
2/16/2017	<0.005	<0.005					<0.005		
4/12/2017				<0.005	0.0051	<0.005			
4/13/2017	<0.005	<0.005	0.0036 (J)				<0.005		
6/27/2017				<0.005	0.0033 (J)	<0.005	<0.005		
6/28/2017	<0.005	<0.005	0.0032 (J)						
3/27/2018			0.005	<0.005	0.0061	0.0023 (J)			
3/28/2018	0.0038 (J)	0.0033 (J)					<0.005		
6/6/2018				<0.005	0.004 (J)	0.0018 (J)	<0.005		
6/7/2018	0.0013 (J)	<0.005	0.0027 (J)						
10/8/2018	0.0019 (J)	0.0011 (J)	0.0035 (J)	<0.005					
10/9/2018					0.0053	0.002 (J)	<0.005		
10/18/2018								0.0029 (J)	0.0015 (J)
2/19/2019		<0.005	<0.005						
2/20/2019	<0.005			<0.005	0.006	<0.005	<0.005		
4/1/2019					0.0058	0.0021 (J)	<0.005		
4/2/2019	0.0027 (J)	0.0026 (J)	0.0041 (J)	<0.005					
9/16/2019				<0.005			<0.005		
9/17/2019	<0.005				0.0049	<0.005			
9/18/2019		<0.005	0.0043						
2/18/2020	<0.005	<0.005	<0.005	<0.005	0.0052	<0.005			
2/19/2020							<0.005		
3/23/2020	<0.005								
3/24/2020		<0.005	<0.005						
3/25/2020				<0.005		<0.005	<0.005		
3/26/2020					0.006				
9/14/2020				<0.005	0.0051	<0.005	<0.005		
9/15/2020	<0.005	<0.005	<0.005						
2/9/2021				<0.005	0.0052	<0.005	<0.005		
2/10/2021	<0.005	<0.005	<0.005						
3/30/2021	<0.005								
3/31/2021		<0.005	<0.005				<0.005		
4/1/2021				<0.005	0.0053	<0.005			
8/18/2021	<0.005	<0.005	<0.005	<0.005	0.0034 (J)	<0.005			
8/19/2021							<0.005		
2/9/2022				0.0013 (J)	0.0048 (J)			<0.005	0.0031 (J)
2/10/2022		<0.005	0.0029 (J)			0.0015 (J)	<0.005		
2/11/2022	0.0011 (J)								
8/18/2022					0.0061	0.0025 (J)	0.0014 (J)		
8/19/2022				0.0023 (J)					

Time Series

Constituent: Lithium (mg/L) Analysis Run 5/8/2023 2:12 PM
Plant Scherer Client: Southern Company Data: Scherer AP

	SGWC-21	SGWC-22	SGWC-23	SGWC-6	SGWC-7	SGWC-8	SGWC-9	PZ-41S	PZ-43S
8/22/2022	<0.005	0.00087 (J)	0.002 (J)						
8/24/2022								0.00099 (J)	0.0032 (J)
2/22/2023				<0.005	0.0056	0.0014 (J)	<0.005		
2/23/2023	<0.005	0.0019 (J)	0.0042 (J)					<0.005	
2/24/2023									0.0046 (J)

Time Series

Constituent: Lithium (mg/L) Analysis Run 5/8/2023 2:12 PM
Plant Scherer Client: Southern Company Data: Scherer AP

	PZ-39S	PZ-14S	PZ-13S	PZ-44I	PZ-17I	PZ-40I	PZ-42I	PZ-69I
10/16/2018				0.069				
10/17/2018	0.0027 (J)							
10/18/2018					0.0017 (J)	0.015	0.004 (J)	
3/2/2020				<0.005				
4/2/2021		<0.005						
4/7/2021				0.02				
8/18/2021		<0.005		0.0095				
2/8/2022		0.0015 (J)	0.0025 (J)					
2/9/2022	0.012			0.01	<0.005		0.0026 (J)	
2/10/2022						0.01		0.0029 (J)
8/22/2022							0.0036 (J)	
8/23/2022	0.022	0.0011 (J)				0.01		
8/24/2022			0.0023 (J)	0.011	<0.005			0.0025 (J)
2/23/2023		0.0022 (J)	0.0033 (J)		0.0016 (J)		0.0064	
2/24/2023	0.0071					0.011		0.0026 (J)
2/28/2023				0.014				

Time Series

Constituent: Mercury (mg/L) Analysis Run 5/8/2023 2:12 PM
 Plant Scherer Client: Southern Company Data: Scherer AP

	SGWA-1 (bg)	SGWA-2 (bg)	SGWA-24 (bg)	SGWA-25 (bg)	SGWA-3 (bg)	SGWA-4 (bg)	SGWA-5 (bg)	SGWC-10	SGWC-11
5/10/2016	<0.0002	<0.0002	<0.0002	<0.0002	<0.0002		<0.0002		
5/11/2016						<0.0002		<0.0002	<0.0002
6/23/2016	<0.0002	<0.0002	<0.0002				<0.0002		
6/24/2016					<0.0002	<0.0002			
6/27/2016				<0.0002					
6/28/2016								<0.0002	<0.0002
8/16/2016	<0.0002	<0.0002	<0.0002		<0.0002		7.2E-05 (J)		
8/17/2016				<0.0002		<0.0002		<0.0002	<0.0002
10/13/2016	<0.0002		<0.0002						
10/14/2016		<0.0002		<0.0002	<0.0002		<0.0002		
10/17/2016						<0.0002		<0.0002	<0.0002
12/5/2016			0.00012 (J)						
12/6/2016	0.00012 (J)	0.00011 (J)		0.00011 (J)	8.7E-05 (J)	0.00011 (J)	0.00012 (J)	0.00013 (J)	0.0001 (J)
2/14/2017	<0.0002	<0.0002	<0.0002	<0.0002	<0.0002	<0.0002	<0.0002		
2/15/2017								<0.0002	<0.0002
4/10/2017			<0.0002						
4/11/2017	<0.0002	<0.0002		<0.0002	<0.0002	<0.0002	<0.0002		
4/12/2017								<0.0002	<0.0002
6/26/2017	<0.0002	<0.0002	<0.0002		<0.0002	<0.0002	<0.0002		
6/27/2017				<0.0002				<0.0002	<0.0002
3/26/2018	8.9E-05 (J)	<0.0002	<0.0002		<0.0002				
3/27/2018				<0.0002		<0.0002	<0.0002	<0.0002	<0.0002
6/5/2018	<0.0002	<0.0002	<0.0002	7.5E-05 (J)			<0.0002		
6/6/2018					<0.0002	<0.0002		<0.0002	<0.0002
10/5/2018	<0.0002	<0.0002	<0.0002		<0.0002				
10/8/2018				<0.0002		<0.0002	<0.0002		
10/9/2018								<0.0002	
10/16/2018									<0.0002
2/18/2019	<0.0002	<0.0002				<0.0002			
2/19/2019			<0.0002	<0.0002	<0.0002		<0.0002		
2/20/2019								<0.0002	<0.0002
3/28/2019				<0.0002	<0.0002	<0.0002	<0.0002		
3/29/2019	7E-05 (J)	<0.0002	<0.0002						
4/1/2019								<0.0002	<0.0002
9/12/2019							<0.0002		
9/13/2019			<0.0002						
9/16/2019	<0.0002	<0.0002		<0.0002	0.0005	0.00027			<0.0002
9/17/2019								<0.0002	
12/3/2019					<0.0002	<0.0002			
2/13/2020	<0.0002	<0.0002	<0.0002						
2/17/2020				<0.0002			<0.0002		
2/18/2020					<0.0002	<0.0002			<0.0002
2/19/2020								<0.0002	
3/17/2020		<0.0002		<0.0002	<0.0002		<0.0002		
3/18/2020	<0.0002		<0.0002			<0.0002			
3/25/2020								<0.0002	<0.0002
9/14/2020	<0.0002	<0.0002	<0.0002	<0.0002	<0.0002	<0.0002	<0.0002	<0.0002	<0.0002
2/9/2021	<0.0002	<0.0002	<0.0002	<0.0002	<0.0002	<0.0002	<0.0002	<0.0002	<0.0002
3/30/2021	<0.0002	<0.0002	<0.0002						
3/31/2021					<0.0002	<0.0002	<0.0002	<0.0002	
4/7/2021				<0.0002					<0.0002
8/17/2021	<0.0002	<0.0002		<0.0002		<0.0002			

Time Series

Constituent: Mercury (mg/L) Analysis Run 5/8/2023 2:12 PM
Plant Scherer Client: Southern Company Data: Scherer AP

	SGWA-1 (bg)	SGWA-2 (bg)	SGWA-24 (bg)	SGWA-25 (bg)	SGWA-3 (bg)	SGWA-4 (bg)	SGWA-5 (bg)	SGWC-10	SGWC-11
8/18/2021			<0.0002		<0.0002		<0.0002		
8/19/2021								<0.0002	<0.0002
2/9/2022	<0.0002	<0.0002		<0.0002	<0.0002	<0.0002	<0.0002		
2/10/2022			<0.0002						<0.0002
2/11/2022								<0.0002	
8/17/2022	<0.0002	<0.0002							
8/18/2022			<0.0002	<0.0002	<0.0002	<0.0002	<0.0002		<0.0002
8/19/2022								<0.0002	
2/21/2023	<0.0002				<0.0002		<0.0002		
2/22/2023		<0.0002				<0.0002		<0.0002	<0.0002
2/23/2023			<0.0002	<0.0002					

Time Series

Constituent: Mercury (mg/L) Analysis Run 5/8/2023 2:12 PM
 Plant Scherer Client: Southern Company Data: Scherer AP

	SGWC-12	SGWC-13	SGWC-14	SGWC-15	SGWC-16	SGWC-17	SGWC-18	SGWC-19	SGWC-20
5/11/2016	<0.0002								
5/12/2016		<0.0002	<0.0002	<0.0002	<0.0002	<0.0002			<0.0002
5/13/2016							<0.0002	<0.0002	
6/28/2016	<0.0002	<0.0002	<0.0002	<0.0002	<0.0002				
6/29/2016						<0.0002		<0.0002	<0.0002
6/30/2016							<0.0002		
8/18/2016	<0.0002	<0.0002	<0.0002	0.00011 (J)	<0.0002	<0.0002			
8/22/2016							0.00014 (J)	<0.0002	7.3E-05 (J)
10/17/2016	<0.0002	<0.0002	8.9E-05 (J)						
10/18/2016				0.00012 (J)	<0.0002			<0.0002	<0.0002
10/19/2016						<0.0002	<0.0002		
12/6/2016	9.3E-05 (J)	0.00011 (J)							
12/7/2016			0.00012 (J)	0.00017 (J)	7.6E-05 (J)	0.00011 (J)	0.00014 (J)		
12/8/2016								<0.0002	<0.0002
2/15/2017	<0.0002	<0.0002	<0.0002	0.00011 (J)		<0.0002			
2/16/2017					<0.0002		8.4E-05 (J)	<0.0002	<0.0002
4/12/2017	<0.0002	<0.0002	<0.0002	7.2E-05 (J)					
4/13/2017					<0.0002	<0.0002	<0.0002	<0.0002	<0.0002
6/27/2017	<0.0002	<0.0002	<0.0002	8.4E-05 (J)	<0.0002	<0.0002			
6/28/2017							<0.0002	<0.0002	<0.0002
3/27/2018	<0.0002	<0.0002	0.0001 (J)	0.00014 (J)	<0.0002	<0.0002			
3/28/2018							8.3E-05 (J)	<0.0002	<0.0002
6/6/2018	<0.0002								
6/7/2018		<0.0002	<0.0002	0.00013 (J)	<0.0002	0.00011 (J)			8.2E-05 (J)
6/8/2018							0.00014 (J)	<0.0002	
10/8/2018	<0.0002	<0.0002	<0.0002		<0.0002	<0.0002			
10/9/2018								<0.0002	
10/16/2018				<0.0002					
10/18/2018							0.00021		<0.0002
2/20/2019	<0.0002	<0.0002	<0.0002	<0.0002	<0.0002	<0.0002	0.00026	<0.0002	<0.0002
4/1/2019	<0.0002	<0.0002	<0.0002	<0.0002					
4/2/2019					<0.0002	<0.0002	0.0002	<0.0002	<0.0002
9/16/2019	<0.0002								
9/17/2019		<0.0002	<0.0002	<0.0002	<0.0002	<0.0002	0.00014 (J)	<0.0002	<0.0002
2/18/2020									<0.0002
2/19/2020	<0.0002	<0.0002	0.0002	0.00016 (J)	<0.0002	<0.0002		<0.0002	
2/20/2020							0.00022		
3/23/2020								<0.0002	<0.0002
3/24/2020						<0.0002			
3/26/2020	<0.0002						0.00019 (J)		
3/27/2020		<0.0002	<0.0002	0.00011 (J)	<0.0002				
9/14/2020	<0.0002	<0.0002							
9/15/2020			<0.0002	<0.0002	<0.0002	<0.0002	0.00013 (J)	<0.0002	<0.0002
2/9/2021	<0.0002	<0.0002	<0.0002	0.00013 (J)	<0.0002				
2/10/2021						<0.0002	0.00018 (J)	<0.0002	<0.0002
3/30/2021							0.00022	<0.0002	0.00013 (J)
3/31/2021				0.00018 (J)					
4/1/2021					<0.0002	<0.0002			
4/6/2021			<0.0002						
4/7/2021	<0.0002	<0.0002							
8/18/2021						0.00017 (J)	0.00022		
8/19/2021		<0.0002	<0.0002	<0.0002	<0.0002			<0.0002	<0.0002

Time Series

Constituent: Mercury (mg/L) Analysis Run 5/8/2023 2:12 PM
Plant Scherer Client: Southern Company Data: Scherer AP

	SGWC-12	SGWC-13	SGWC-14	SGWC-15	SGWC-16	SGWC-17	SGWC-18	SGWC-19	SGWC-20
8/20/2021	<0.0002								
2/10/2022	<0.0002				<0.0002		<0.0002		
2/11/2022		<0.0002		<0.0002		<0.0002		<0.0002	<0.0002
2/14/2022			<0.0002						
8/18/2022	<0.0002	<0.0002							
8/19/2022			<0.0002	<0.0002					
8/31/2022					<0.0002	0.00013 (J)			
10/31/2022							<0.0002	<0.0002	<0.0002
2/22/2023						<0.0002	<0.0002	<0.0002	<0.0002
2/23/2023	<0.0002	<0.0002	<0.0002	<0.0002	<0.0002				

Time Series

Constituent: Mercury (mg/L) Analysis Run 5/8/2023 2:12 PM
 Plant Scherer Client: Southern Company Data: Scherer AP

	SGWC-21	SGWC-22	SGWC-23	SGWC-6	SGWC-7	SGWC-8	SGWC-9	PZ-41S	PZ-43S
5/11/2016				<0.0002	<0.0002	<0.0002	<0.0002		
5/12/2016	<0.0002	<0.0002	<0.0002						
6/27/2016				<0.0002	<0.0002	<0.0002			
6/29/2016	<0.0002	<0.0002	<0.0002				<0.0002		
8/17/2016				<0.0002	<0.0002	<0.0002			
8/19/2016		<0.0002	7.1E-05 (J)						
8/22/2016	<0.0002						<0.0002		
10/17/2016				<0.0002		<0.0002			
10/18/2016	<0.0002	<0.0002	<0.0002		<0.0002		<0.0002		
12/6/2016				0.00011 (J)	0.00011 (J)	7.6E-05 (J)			
12/7/2016	0.0001 (J)	9.9E-05 (J)	0.00011 (J)				0.0001 (J)		
2/14/2017				<0.0002	<0.0002	<0.0002			
2/15/2017			<0.0002						
2/16/2017	<0.0002	<0.0002					<0.0002		
4/12/2017				<0.0002	<0.0002	<0.0002			
4/13/2017	<0.0002	<0.0002	<0.0002				<0.0002		
6/27/2017				<0.0002	<0.0002	<0.0002	<0.0002		
6/28/2017	<0.0002	<0.0002	<0.0002						
3/27/2018			<0.0002	<0.0002	<0.0002	<0.0002			
3/28/2018	<0.0002	<0.0002					<0.0002		
6/6/2018				<0.0002	<0.0002	<0.0002	<0.0002		
6/7/2018	<0.0002	<0.0002	0.00028						
10/8/2018	<0.0002	<0.0002	<0.0002	<0.0002					
10/9/2018					<0.0002	<0.0002	<0.0002		
10/18/2018								<0.0002	<0.0002
2/19/2019		<0.0002	<0.0002						
2/20/2019	<0.0002			<0.0002	<0.0002	<0.0002	<0.0002		
4/1/2019					<0.0002	<0.0002	<0.0002		
4/2/2019	<0.0002	<0.0002	<0.0002	<0.0002					
9/16/2019				<0.0002			<0.0002		
9/17/2019	<0.0002				<0.0002	<0.0002			
9/18/2019		<0.0002	<0.0002						
2/18/2020	<0.0002	<0.0002	0.00011 (J)	<0.0002	<0.0002	<0.0002			
2/19/2020							<0.0002		
3/23/2020	<0.0002								
3/24/2020		<0.0002	<0.0002						
3/25/2020				<0.0002		<0.0002	<0.0002		
3/26/2020					<0.0002				
9/14/2020				<0.0002	<0.0002	<0.0002	<0.0002		
9/15/2020	<0.0002	<0.0002	<0.0002						
2/9/2021				<0.0002	<0.0002	<0.0002	<0.0002		
2/10/2021	<0.0002	<0.0002	<0.0002						
3/30/2021	<0.0002								
3/31/2021		<0.0002	<0.0002				<0.0002		
4/1/2021				<0.0002	<0.0002	<0.0002			
8/18/2021	<0.0002	<0.0002	<0.0002	<0.0002	<0.0002	<0.0002			
8/19/2021							<0.0002		
2/9/2022				<0.0002	<0.0002			<0.0002	<0.0002
2/10/2022		<0.0002	<0.0002			<0.0002	<0.0002		
2/11/2022	<0.0002								
8/18/2022					<0.0002	<0.0002	<0.0002		
8/19/2022				<0.0002					

Time Series

Constituent: Mercury (mg/L) Analysis Run 5/8/2023 2:12 PM
Plant Scherer Client: Southern Company Data: Scherer AP

	SGWC-21	SGWC-22	SGWC-23	SGWC-6	SGWC-7	SGWC-8	SGWC-9	PZ-41S	PZ-43S
8/24/2022								<0.0002	<0.0002
10/31/2022	<0.0002	<0.0002	<0.0002						
2/22/2023				<0.0002	<0.0002	<0.0002	<0.0002		
2/23/2023	<0.0002	<0.0002	<0.0002					<0.0002	
2/24/2023									<0.0002

Time Series

Constituent: Mercury (mg/L) Analysis Run 5/8/2023 2:12 PM
Plant Scherer Client: Southern Company Data: Scherer AP

	PZ-39S	PZ-14S	PZ-13S	PZ-44I	PZ-17I	PZ-40I	PZ-42I	PZ-69I
10/16/2018				8.4E-05 (J)				
10/17/2018	<0.0002							
10/18/2018					<0.0002	<0.0002	<0.0002	
2/8/2022		<0.0002	0.00022					
2/9/2022	<0.0002			<0.0002	<0.0002		<0.0002	
2/10/2022						<0.0002		<0.0002
8/24/2022			0.00024	<0.0002	<0.0002			<0.0002
10/31/2022	<0.0002	<0.0002				<0.0002	<0.0002	
2/23/2023		<0.0002	0.00015 (J)		<0.0002		<0.0002	
2/24/2023	<0.0002					<0.0002		<0.0002
2/28/2023				<0.0002				

Time Series

Constituent: Molybdenum (mg/L) Analysis Run 5/8/2023 2:12 PM

Plant Scherer Client: Southern Company Data: Scherer AP

	SGWA-1 (bg)	SGWA-2 (bg)	SGWA-24 (bg)	SGWA-25 (bg)	SGWA-3 (bg)	SGWA-4 (bg)	SGWA-5 (bg)	SGWC-10	SGWC-11
5/10/2016	<0.015	<0.015	<0.015	<0.015	<0.015		<0.015		
5/11/2016						0.00278 (J)		<0.015	<0.015
6/23/2016	<0.015	<0.015	<0.015				<0.015		
6/24/2016					<0.015	0.0022 (J)			
6/27/2016				<0.015					
6/28/2016								<0.015	<0.015
8/16/2016	<0.015	<0.015	<0.015		<0.015		<0.015		
8/17/2016				<0.015		0.0018 (J)		<0.015	<0.015
10/13/2016	<0.015		<0.015						
10/14/2016		<0.015		<0.015	<0.015		<0.015		
10/17/2016						0.0014 (J)		<0.015	<0.015
12/5/2016			<0.015						
12/6/2016	<0.015	<0.015		<0.015	<0.015	0.00095 (J)	<0.015	<0.015	<0.015
2/14/2017	<0.015	<0.015	<0.015	<0.015	0.0011 (J)	<0.015	<0.015		
2/15/2017								<0.015	<0.015
4/10/2017			<0.015						
4/11/2017	<0.015	<0.015		<0.015	<0.015	0.0011 (J)	<0.015		
4/12/2017								<0.015	<0.015
6/26/2017	<0.015	<0.015	<0.015		<0.015	0.0016 (J)	<0.015		
6/27/2017				<0.015				<0.015	<0.015
3/26/2018	<0.015	<0.015	<0.015		<0.015		<0.015	<0.015	<0.015
3/27/2018				<0.015		<0.015	<0.015	<0.015	<0.015
10/5/2018	<0.015	<0.015	<0.015		<0.015		<0.015		
10/8/2018				<0.015		<0.015	<0.015		
10/9/2018								<0.015	
10/16/2018									<0.015
2/18/2019	<0.015	<0.015				0.00085 (J)			
2/19/2019			<0.015	<0.015	<0.015		<0.015		
2/20/2019								<0.015	<0.015
3/28/2019				<0.015	<0.015	<0.015	<0.015		
3/29/2019	<0.015	<0.015	<0.015						
4/1/2019								<0.015	<0.015
9/12/2019							<0.015		
9/13/2019			<0.015						
9/16/2019	<0.015	<0.015		<0.015	<0.015	0.00069 (J)			<0.015
9/17/2019								<0.015	
2/13/2020	<0.015	<0.015	<0.015						
2/17/2020				<0.015			<0.015		
2/18/2020					<0.015	0.00075 (J)			<0.015
2/19/2020								<0.015	
3/17/2020		<0.015		<0.015	<0.015		<0.015		
3/18/2020	<0.015		<0.015			0.00064 (J)			
3/25/2020								<0.015	<0.015
9/14/2020	<0.015	<0.015	<0.015	<0.015	<0.015	<0.015	<0.015	<0.015	<0.015
2/9/2021	<0.015	<0.015	<0.015	<0.015	<0.015	<0.015	<0.015	<0.015	<0.015
3/30/2021	<0.015	<0.015	<0.015						
3/31/2021					<0.015	<0.015	<0.015	<0.015	
4/7/2021				<0.015					<0.015
8/17/2021	<0.015	<0.015		<0.015		<0.015			
8/18/2021			<0.015		<0.015		<0.015		
8/19/2021								<0.015	<0.015
2/9/2022	<0.015	<0.015		<0.015	<0.015	<0.015	<0.015		

Time Series

Constituent: Molybdenum (mg/L) Analysis Run 5/8/2023 2:12 PM
Plant Scherer Client: Southern Company Data: Scherer AP

	SGWA-1 (bg)	SGWA-2 (bg)	SGWA-24 (bg)	SGWA-25 (bg)	SGWA-3 (bg)	SGWA-4 (bg)	SGWA-5 (bg)	SGWC-10	SGWC-11
2/10/2022			<0.015						<0.015
2/11/2022								<0.015	
8/17/2022	<0.015	<0.015							
8/18/2022			<0.015	<0.015	<0.015	<0.015	<0.015		<0.015
8/19/2022								<0.015	
2/21/2023	<0.015				<0.015		<0.015		
2/22/2023		<0.015				<0.015		<0.015	<0.015
2/23/2023			<0.015	<0.015					

Time Series

Constituent: Molybdenum (mg/L) Analysis Run 5/8/2023 2:12 PM

Plant Scherer Client: Southern Company Data: Scherer AP

	SGWC-12	SGWC-13	SGWC-14	SGWC-15	SGWC-16	SGWC-17	SGWC-18	SGWC-19	SGWC-20
5/11/2016	<0.015								
5/12/2016		<0.015	<0.015	<0.015	<0.015	<0.015			<0.015
5/13/2016							<0.015	<0.015	
6/28/2016	0.0012 (J)	<0.015	<0.015	<0.015	<0.015				
6/29/2016						<0.015		<0.015	<0.015
6/30/2016							<0.015		
8/18/2016	0.0011 (J)	<0.015	<0.015	<0.015	<0.015	<0.015			
8/22/2016							<0.015	<0.015	<0.015
10/17/2016	<0.015	<0.015	<0.015						
10/18/2016				<0.015	<0.015			<0.015	<0.015
10/19/2016						<0.015	<0.015		
12/6/2016	<0.015	<0.015							
12/7/2016			<0.015	<0.015	<0.015	<0.015	<0.015		
12/8/2016								<0.015	<0.015
2/15/2017	<0.015	<0.015	0.003 (J)	<0.015		<0.015			
2/16/2017					<0.015		<0.015	<0.015	<0.015
4/12/2017	<0.015	<0.015	<0.015	<0.015					
4/13/2017					<0.015	<0.015	<0.015	<0.015	<0.015
6/27/2017	<0.015	<0.015	<0.015	<0.015	<0.015	<0.015			
6/28/2017							<0.015	<0.015	<0.015
3/27/2018	<0.015	<0.015	<0.015	<0.015	<0.015	<0.015			
3/28/2018							<0.015	<0.015	<0.015
10/8/2018	<0.015	<0.015	<0.015		<0.015	<0.015			
10/9/2018								<0.015	
10/16/2018				<0.015					
10/18/2018							<0.015		<0.015
2/20/2019	<0.015	<0.015	<0.015	<0.015	<0.015	<0.015	<0.015	<0.015	<0.015
4/1/2019	<0.015	<0.015	<0.015	<0.015					
4/2/2019					<0.015	<0.015	<0.015	<0.015	<0.015
9/16/2019	<0.015								
9/17/2019		<0.015	<0.015	<0.015	<0.015	<0.015	<0.015	<0.015	<0.015
2/18/2020									<0.015
2/19/2020	<0.015	<0.015	<0.015	<0.015	<0.015	<0.015		<0.015	
2/20/2020							<0.015		
3/23/2020								<0.015	<0.015
3/24/2020						<0.015			
3/26/2020	<0.015						<0.015		
3/27/2020		<0.015	0.00081 (J)	<0.015	<0.015				
9/14/2020	<0.015	<0.015							
9/15/2020			<0.015	<0.015	<0.015	<0.015	<0.015	<0.015	<0.015
2/9/2021	<0.015	<0.015	<0.015	<0.015	<0.015				
2/10/2021						<0.015	<0.015	<0.015	<0.015
3/30/2021							<0.015	<0.015	<0.015
3/31/2021				<0.015					
4/1/2021					<0.015	<0.015			
4/6/2021			<0.015						
4/7/2021	<0.015	<0.015							
8/18/2021						<0.015	<0.015		
8/19/2021		<0.015	<0.015	<0.015	<0.015			<0.015	<0.015
8/20/2021	<0.015								
2/10/2022	<0.015				<0.015		<0.015		
2/11/2022		<0.015		<0.015		<0.015		<0.015	<0.015

Time Series

Constituent: Molybdenum (mg/L) Analysis Run 5/8/2023 2:12 PM
Plant Scherer Client: Southern Company Data: Scherer AP

	SGWC-12	SGWC-13	SGWC-14	SGWC-15	SGWC-16	SGWC-17	SGWC-18	SGWC-19	SGWC-20
2/14/2022			<0.015						
8/18/2022	<0.015	<0.015							
8/19/2022			<0.015	<0.015					
8/22/2022								<0.015	<0.015
8/23/2022							<0.015		
8/31/2022					<0.015	<0.015			
2/22/2023						<0.015	<0.015	<0.015	<0.015
2/23/2023	<0.015	<0.015	<0.015	<0.015	<0.015				

Time Series

Constituent: Molybdenum (mg/L) Analysis Run 5/8/2023 2:13 PM

Plant Scherer Client: Southern Company Data: Scherer AP

	SGWC-21	SGWC-22	SGWC-23	SGWC-6	SGWC-7	SGWC-8	SGWC-9	PZ-41S	PZ-43S
5/11/2016				<0.015	0.00343 (J)	<0.015	<0.015		
5/12/2016	<0.015	<0.015	<0.015						
6/27/2016				0.0007 (J)	0.0033 (J)	0.0008 (J)			
6/29/2016	<0.015	<0.015	<0.015				0.0021 (J)		
8/17/2016				<0.015	0.002 (J)	<0.015			
8/19/2016		<0.015	<0.015						
8/22/2016	<0.015						0.00099 (J)		
10/17/2016				<0.015		<0.015			
10/18/2016	<0.015	<0.015	<0.015		0.0012 (J)		0.0014 (J)		
12/6/2016				<0.015	0.0021 (J)	<0.015			
12/7/2016	<0.015	<0.015	<0.015				0.001 (J)		
2/14/2017				<0.015	<0.015	<0.015			
2/15/2017			<0.015						
2/16/2017	<0.015	<0.015					<0.015		
4/12/2017				<0.015	0.0033 (J)	<0.015			
4/13/2017	<0.015	<0.015	<0.015				0.001 (J)		
6/27/2017				0.00099 (J)	0.0021 (J)	<0.015	<0.015		
6/28/2017	<0.015	<0.015	<0.015						
3/27/2018			<0.015	<0.015	<0.015	<0.015			
3/28/2018	<0.015	<0.015					<0.015		
10/8/2018	<0.015	<0.015	<0.015	<0.015					
10/9/2018					<0.015	<0.015	<0.015		
2/19/2019		<0.015	<0.015						
2/20/2019	<0.015			<0.015	0.0013 (J)	<0.015	0.00075 (J)		
4/1/2019					<0.015	<0.015	<0.015		
4/2/2019	<0.015	<0.015	<0.015	<0.015					
9/16/2019				<0.015			0.00067 (J)		
9/17/2019	<0.015				0.0014 (J)	<0.015			
9/18/2019		<0.015	<0.015						
2/18/2020	<0.015	<0.015	<0.015	<0.015	0.0014 (J)	<0.015			
2/19/2020							0.00063 (J)		
3/23/2020	<0.015								
3/24/2020		<0.015	<0.015						
3/25/2020				<0.015		<0.015	<0.015		
3/26/2020					0.001 (J)				
9/14/2020				<0.015	0.0012 (J)	<0.015	<0.015		
9/15/2020	<0.015	<0.015	<0.015						
2/9/2021				<0.015	0.0014 (J)	<0.015	0.00063 (J)		
2/10/2021	<0.015	<0.015	<0.015						
3/30/2021	<0.015								
3/31/2021		<0.015	<0.015				<0.015		
4/1/2021				<0.015	0.0009 (J)	<0.015			
8/18/2021	<0.015	<0.015	<0.015	<0.015	0.0016 (J)	<0.015			
8/19/2021							<0.015		
2/9/2022				<0.015	0.0012 (J)			<0.015	<0.015
2/10/2022		<0.015	<0.015			<0.015	<0.015		
2/11/2022	<0.015								
8/18/2022					0.0011 (J)	0.00073 (J)	<0.015		
8/19/2022				<0.015					
8/22/2022	<0.015	<0.015	<0.015						
8/24/2022								<0.015	<0.015
2/22/2023				<0.015	<0.015	<0.015	<0.015		

Time Series

Constituent: Molybdenum (mg/L) Analysis Run 5/8/2023 2:13 PM
Plant Scherer Client: Southern Company Data: Scherer AP

	SGWC-21	SGWC-22	SGWC-23	SGWC-6	SGWC-7	SGWC-8	SGWC-9	PZ-41S	PZ-43S
2/23/2023	<0.015	<0.015	0.00062 (J)					<0.015	
2/24/2023									<0.015

Time Series

Constituent: Molybdenum (mg/L) Analysis Run 5/8/2023 2:13 PM

Plant Scherer Client: Southern Company Data: Scherer AP

	PZ-39S	PZ-14S	PZ-13S	PZ-44I	PZ-17I	PZ-40I	PZ-42I	PZ-69I
2/8/2022		<0.015	<0.015					
2/9/2022	0.0011 (J)			<0.015	<0.015		0.0057 (J)	
2/10/2022						<0.015		0.0017 (J)
8/22/2022							0.0062 (J)	
8/23/2022	0.0013 (J)	<0.015				0.00079 (J)		
8/24/2022			<0.015	<0.015	<0.015			0.00081 (J)
2/23/2023		<0.015	<0.015		<0.015		0.0066 (J)	
2/24/2023	0.0011 (J)					<0.015		0.00069 (J)
2/28/2023				<0.015				

Time Series

Constituent: pH (S.U.) Analysis Run 5/8/2023 2:13 PM
 Plant Scherer Client: Southern Company Data: Scherer AP

	SGWA-1 (bg)	SGWA-2 (bg)	SGWA-24 (bg)	SGWA-25 (bg)	SGWA-3 (bg)	SGWA-4 (bg)	SGWA-5 (bg)	SGWC-10	SGWC-11
5/10/2016	5.51	6.83	6.34	6.14	5.75		5.84		
5/11/2016						6.49		5.7	5.84
8/16/2016	5.42	6.73	6.35		5.72		5.64		
8/17/2016				6.1		6.42		5.55	5.71
10/13/2016	5.52		6.34						
10/14/2016		6.47		6.14	5.71		5.59		
10/17/2016						6.44		5.45	5.69
12/5/2016			6.32						
12/6/2016	5.33	6.74		6.19	5.68	6.48	5.46	5.49	5.58
2/14/2017	5.29	6.85	6.33	6.34	5.57	6.18	5.29		
2/15/2017								5.29	5.54
4/10/2017			6.31						
4/11/2017	5.21	6.75		6.16	5.7	6.49	5.54		
4/12/2017								5.39	5.47
6/26/2017	5.25	6.82	6.35		5.68	6.48	5.54		
6/27/2017				6.08					5.47
10/10/2017	5.49	6.87	6.37						
10/11/2017				6.16	5.63	6.42	5.43		5.58
10/12/2017								5.3	
3/26/2018	5.39	6.77	6.32		5.89				
3/27/2018				6.12		6.53	5.52	5.58	5.65
6/5/2018	5.38	6.73	6.27	6.06			5.59		
6/6/2018					5.62	6.7		5.43	5.32
10/5/2018	5.46	6.81	6.37		5.76		5.7		
10/8/2018				6.16		6.53			
10/9/2018								5.29	
10/16/2018									5.34
3/28/2019				6.15	5.88	6.53	5.67		
3/29/2019	5.22	6.81	6.31						
4/1/2019								5.46	5.24
9/12/2019							5.59		
9/13/2019			6.36						
9/16/2019	5.22	6.82		6.05	5.8	6.44			5.32
9/17/2019								5.31	
2/13/2020	5.09	6.59	6.24						
2/17/2020				6.1			5.73		
2/18/2020					5.76	6.38			5.09
2/19/2020								5.07	
3/17/2020		6.83		6.02	5.87		5.62		
3/18/2020	5.37		6.4			6.36			
3/25/2020								5.26	5.16
5/19/2020	5.37	6.8	6.37	6.03	5.8	6.38	5.61		
9/14/2020	5.11	6.73	6.52	5.98	5.84	6.4	5.82	5.51	5.14
2/9/2021	5.25	6.75	6.4	6.06	5.8	6.38	5.53	5.23	5.24
3/30/2021	5.28	6.73	6.27						
3/31/2021					5.72	6.33	5.5	5.3	
4/7/2021				6.12					5.18
8/17/2021	5.26	6.84		6.08		6.41			
8/18/2021			6.45		5.85		5.51		
8/19/2021								5.21	5.23
2/9/2022	5.28	7.01		6.17	5.84	6.38	5.56		
2/10/2022			6.38						5.11

Time Series

Constituent: pH (S.U.) Analysis Run 5/8/2023 2:13 PM
Plant Scherer Client: Southern Company Data: Scherer AP

	SGWA-1 (bg)	SGWA-2 (bg)	SGWA-24 (bg)	SGWA-25 (bg)	SGWA-3 (bg)	SGWA-4 (bg)	SGWA-5 (bg)	SGWC-10	SGWC-11
2/11/2022								5.13	
8/17/2022	5.16	6.79							
8/18/2022			6.32	6.03	5.64	6.35	5.43		5.06
8/19/2022								5.22	
2/21/2023	5.28				5.82		5.6		
2/22/2023		6.85				6.36		5.23	5.1
2/23/2023			6.33	6.04					

Time Series

Constituent: pH (S.U.) Analysis Run 5/8/2023 2:13 PM
 Plant Scherer Client: Southern Company Data: Scherer AP

	SGWC-12	SGWC-13	SGWC-14	SGWC-15	SGWC-16	SGWC-17	SGWC-18	SGWC-19	SGWC-20
5/11/2016	6.28								
5/12/2016		6.09	5.79	4.76	5.29	6.21			4.36
5/13/2016							4.7	5.55	
8/18/2016	6.23	6	5.75	4.73	5.3	6.24			
8/22/2016							4.68	5.5	4.37
10/17/2016	6.27	6.01	5.73						
10/18/2016				4.62	5.23			5.46	4.26
10/19/2016						6.2	4.65		
12/6/2016	6.28	5.98							
12/7/2016			5.75	4.63	5.31	6.19	4.69		
12/8/2016								5.39	4.28
2/15/2017	6.21	5.74	5.58	4.51		6.25			
2/16/2017					4.77		4.77	5.32	4.29
4/12/2017	6.15	6.01	5.85	4.67					
4/13/2017					5.28	6.21	4.79	5.47	4.24
6/27/2017	6.23	6.05	5.86	4.66	5.22	6.27			
6/28/2017							4.78	5.5	4.28
10/11/2017	6.26	6.14	5.98						
10/12/2017				4.76	5.43	6.33	4.86	5.57	4.32
3/27/2018	6.32	6.25	5.87	4.61	5.28	6.26			
3/28/2018							4.74	5.74	4.25
6/6/2018	6.1								
6/7/2018		5.93	5.81	4.62	5.26	6.21			4.26
6/8/2018							4.69	5.52	
10/8/2018	6.16	6.02	5.83		5.29	6.17			
10/9/2018								5.51	
10/16/2018				4.59					
10/18/2018							4.7		4.3
4/1/2019	6.14	6.06	5.89	4.72					
4/2/2019					5.27	6.26	4.72	5.5	4.33
9/16/2019	6.18								
9/17/2019		5.98	5.78	4.65	5.26	6.23	4.77	5.55	4.37
2/18/2020									4.3
2/19/2020	6.07	5.94	5.75	4.58	5.16	6.16		5.53	
2/20/2020							4.64		
3/23/2020								5.51	4.19
3/24/2020						6.21			
3/26/2020	6.1						4.74		
3/27/2020		5.89	5.74	4.51	5.17				
9/14/2020	6.11	6							
9/15/2020			6.01	4.87	5.56	6.42	4.94	5.51	4.3
2/9/2021	6.13	5.98	5.85	4.26	5.22				
2/10/2021						6.23	4.8	5.55	4.22
3/30/2021							4.82	5.57	4.32
3/31/2021				4.77					
4/1/2021					5.24	6.25			
4/6/2021			5.84						
4/7/2021	6.44	6.07							
8/18/2021						6.26	4.83		
8/19/2021		5.99	5.86	4.63	5.28			5.61	4.28
8/20/2021	6.13								
2/10/2022	6.19				5.21		4.86		

Time Series

Constituent: pH (S.U.) Analysis Run 5/8/2023 2:13 PM
Plant Scherer Client: Southern Company Data: Scherer AP

	SGWC-12	SGWC-13	SGWC-14	SGWC-15	SGWC-16	SGWC-17	SGWC-18	SGWC-19	SGWC-20
2/11/2022		6.02		4.59		6.39		5.65	4.27
2/14/2022			5.77						
8/18/2022	6.12	5.78							
8/19/2022			5.62	4.61					
8/22/2022								5.54	4.3
8/23/2022							4.8		
8/31/2022					5.1	6.26			
10/25/2022					5.23	6.27			
10/31/2022							4.89	5.53	4.32
11/16/2022					5.17	6.23			
2/22/2023						6.23	5	5.53	4.38
2/23/2023	6.04	5.94	5.72	4.59	5.13				

Time Series

Constituent: pH (S.U.) Analysis Run 5/8/2023 2:13 PM
 Plant Scherer Client: Southern Company Data: Scherer AP

	SGWC-21	SGWC-22	SGWC-23	SGWC-6	SGWC-7	SGWC-8	SGWC-9	PZ-41S	PZ-43S
5/11/2016				6.39	6.66	6.35	6.24		
5/12/2016	5.95	5.675 (D)	6.18						
8/17/2016				6.28	6.55	6.45			
8/19/2016		5.65	5.84						
8/22/2016	5.96						6.15		
10/17/2016				6.3		6.43			
10/18/2016	5.9	5.71	5.89		6.59		6.11		
12/6/2016				6.3	6.51	6.48			
12/7/2016	6.03	5.71	5.87				6.14		
2/14/2017				6.31	6.3	6.39			
2/15/2017			6.04						
2/16/2017	6.03	5.7					5.95		
4/12/2017				6.23	6.43	6.35			
4/13/2017	5.93	5.7	5.85				6.09		
6/27/2017				6.23	6.56	6.41	6.09		
6/28/2017	6	5.66	5.9						
10/11/2017				6.09	6.4				
10/12/2017	6.09	5.73	6.07			6.41	6.16		
3/27/2018			5.99	6.2	6.6	6.66			
3/28/2018	6.08	5.89					6.3		
6/6/2018				5.99	6.56	6.42	6.12		
6/7/2018	6.1	5.66	5.97						
10/8/2018	6.14	5.74	5.94	6.3					
10/9/2018					6.56	6.51	6.06		
4/1/2019					6.57	6.41	6.11		
4/2/2019	6.09	5.65	5.87	6.25					
9/16/2019				6.26			6.11		
9/17/2019	6.27				6.41	6.5			
9/18/2019		5.66	5.97						
2/13/2020								5.89	
2/18/2020	6.06	5.59	5.95	6.32	6.35	6.39			
2/19/2020							6.03	5.86	
3/23/2020	6.12								
3/24/2020		5.62	6						
3/25/2020				6.31		6.35	6.01		
3/26/2020					6.52				
9/14/2020				6.29	6.31	6.56	6.33		
9/15/2020	6.1	5.65	5.89						
2/9/2021				6.34	6.42	6.35	6.21		
2/10/2021	6.21	5.58	5.85						
3/30/2021	6.17								
3/31/2021		5.73	5.93				6.2		
4/1/2021				6.31	6.44	6.32			
4/5/2021								5.96	
4/7/2021									6.28
8/18/2021	6.26	5.76	6.01	6.33	6.61	6.48			6.35
8/19/2021							6.22	5.91	
2/9/2022				6.33	6.77			5.95	6.66
2/10/2022		5.78	6.13			6.47	6.25		
2/11/2022	6.31								
8/18/2022					6.77	6.8	6.52		
8/19/2022				6.24					

Time Series

Constituent: pH (S.U.) Analysis Run 5/8/2023 2:13 PM
Plant Scherer Client: Southern Company Data: Scherer AP

	PZ-39S	PZ-14S	PZ-13S	PZ-44I	PZ-17I	PZ-40I	PZ-42I	PZ-69I
2/13/2020		5.29						
2/18/2020		5.54						
3/2/2020				6.53				
9/18/2020			5.29					
4/2/2021	6.62	5.38	5.03					
4/7/2021				7.04				
8/18/2021		5.4		6.5				
8/19/2021	6.68							
8/20/2021			5.13					
2/8/2022		5.42	4.92					
2/9/2022	6.55			6.57	6.71		6.25	
2/10/2022						6.11		6.61
8/22/2022							6.27	
8/23/2022	6.75	5.39				6.14		
8/24/2022			5.09	6.61	6.74			6.86
10/31/2022	6.69	5.46				6.96	6.48	
2/23/2023		5.4	5.14		6.73		6.36	
2/24/2023	6.67					6.16		6.54
2/28/2023				6.54				

Time Series

Constituent: Selenium (mg/L) Analysis Run 5/8/2023 2:13 PM

Plant Scherer Client: Southern Company Data: Scherer AP

	SGWA-1 (bg)	SGWA-2 (bg)	SGWA-24 (bg)	SGWA-25 (bg)	SGWA-3 (bg)	SGWA-4 (bg)	SGWA-5 (bg)	SGWC-10	SGWC-11
5/10/2016	<0.005	<0.005	<0.005	<0.005	<0.005		<0.005		
5/11/2016						<0.005		<0.005	<0.005
6/23/2016	<0.005	<0.005	<0.005				<0.005		
6/24/2016					<0.005	<0.005			
6/27/2016				<0.005					
6/28/2016								<0.005	<0.005
8/16/2016	<0.005	<0.005	<0.005		<0.005		<0.005		
8/17/2016				<0.005		<0.005		<0.005	<0.005
10/13/2016	<0.005		<0.005						
10/14/2016		<0.005		<0.005	<0.005		<0.005		
10/17/2016						<0.005		<0.005	<0.005
12/5/2016			<0.005						
12/6/2016	<0.005	<0.005		<0.005	<0.005	<0.005	<0.005	<0.005	<0.005
2/14/2017	<0.005	<0.005	<0.005	<0.005	<0.005	<0.005	<0.005		
2/15/2017								<0.005	<0.005
4/10/2017			<0.005						
4/11/2017	<0.005	<0.005		<0.005	<0.005	<0.005	<0.005		
4/12/2017								<0.005	<0.005
6/26/2017	<0.005	<0.005	<0.005		0.00029 (J)	0.00041 (J)	<0.005		
6/27/2017				<0.005				<0.005	<0.005
3/26/2018	<0.005	<0.005	<0.005		<0.005				
3/27/2018				<0.005		<0.005	<0.005	<0.005	<0.005
6/5/2018	0.00065 (J)	0.00098 (J)	0.00041 (J)	0.00029 (J)			0.00039 (J)		
6/6/2018					<0.005	<0.005		<0.005	<0.005
10/5/2018	0.00031 (J)	0.00028 (J)	<0.005		0.00024 (J)				
10/8/2018				<0.005		0.00041 (J)	<0.005		
10/9/2018								<0.005	
10/16/2018									0.00046 (J)
2/18/2019	<0.005	0.00017 (J)				<0.005			
2/19/2019			<0.005	<0.005	0.00012 (J)		<0.005		
2/20/2019								<0.005	<0.005
3/28/2019				<0.005	<0.005	<0.005	<0.005		
3/29/2019	<0.005	<0.005	<0.005						
4/1/2019								<0.005	<0.005
9/12/2019							<0.005		
9/13/2019			<0.005						
9/16/2019	<0.005	<0.005		<0.005	<0.005	<0.005			<0.005
9/17/2019								<0.005	
2/13/2020	<0.005	<0.005	<0.005						
2/17/2020				<0.005			<0.005		
2/18/2020					<0.005	<0.005			<0.005
2/19/2020								<0.005	
3/17/2020		<0.005		<0.005	<0.005		<0.005		
3/18/2020	<0.005		<0.005			<0.005			
3/25/2020								<0.005	<0.005
9/14/2020	<0.005	<0.005	<0.005	<0.005	<0.005	<0.005	<0.005	<0.005	<0.005
2/9/2021	<0.005	<0.005	<0.005	<0.005	<0.005	<0.005	<0.005	<0.005	<0.005
3/30/2021	<0.005	<0.005	<0.005						
3/31/2021					<0.005	<0.005	<0.005	<0.005	
4/7/2021				<0.005					<0.005
8/17/2021	<0.005	<0.005		<0.005		<0.005			
8/18/2021			<0.005		<0.005		<0.005		

Time Series

Constituent: Selenium (mg/L) Analysis Run 5/8/2023 2:13 PM
Plant Scherer Client: Southern Company Data: Scherer AP

	SGWA-1 (bg)	SGWA-2 (bg)	SGWA-24 (bg)	SGWA-25 (bg)	SGWA-3 (bg)	SGWA-4 (bg)	SGWA-5 (bg)	SGWC-10	SGWC-11
8/19/2021								<0.005	<0.005
2/9/2022	<0.005	<0.005		<0.005	<0.005	<0.005	<0.005		
2/10/2022			<0.005						<0.005
2/11/2022								<0.005	
8/17/2022	<0.005	<0.005							
8/18/2022			<0.005	<0.005	<0.005	<0.005	<0.005		<0.005
8/19/2022								<0.005	
2/21/2023	<0.005				<0.005		<0.005		
2/22/2023		<0.005				<0.005		<0.005	<0.005
2/23/2023			<0.005	<0.005					

Time Series

Constituent: Selenium (mg/L) Analysis Run 5/8/2023 2:13 PM

Plant Scherer Client: Southern Company Data: Scherer AP

	SGWC-12	SGWC-13	SGWC-14	SGWC-15	SGWC-16	SGWC-17	SGWC-18	SGWC-19	SGWC-20
5/11/2016	<0.005								
5/12/2016		<0.005	<0.005	0.00965 (J)	<0.005	<0.005			0.00396 (J)
5/13/2016							0.023	<0.005	
6/28/2016	<0.005	<0.005	<0.005	0.0101	<0.005				
6/29/2016						<0.005		<0.005	0.0053 (J)
6/30/2016							0.0263		
8/18/2016	0.00031 (J)	<0.005	<0.005	0.0014	0.00053 (J)	<0.005			
8/22/2016							0.0066	<0.005	0.0012 (J)
10/17/2016	<0.005	0.0003 (J)	<0.005						
10/18/2016				0.0013	<0.005			<0.005	<0.005
10/19/2016						<0.005	0.0057		
12/6/2016	<0.005	<0.005							
12/7/2016			<0.005	0.0007 (J)	<0.005	<0.005	0.006		
12/8/2016								<0.005	<0.005
2/15/2017	<0.005	<0.005	0.00066 (J)	0.00075 (J)		<0.005			
2/16/2017					<0.005		0.0055	<0.005	<0.005
4/12/2017	<0.005	<0.005	<0.005	<0.005					
4/13/2017					<0.005	<0.005	0.0049	<0.005	<0.005
6/27/2017	<0.005	<0.005	<0.005	0.0013	0.001 (J)	0.00024 (J)			
6/28/2017							0.0047	0.00096 (J)	0.00064 (J)
3/27/2018	<0.005	<0.005	<0.005	<0.005	<0.005	<0.005			
3/28/2018							0.0085	<0.005	<0.005
6/6/2018	<0.005								
6/7/2018		0.00064 (J)	0.00084 (J)	0.0014	0.0013	0.00064 (J)			0.00066 (J)
6/8/2018							0.014	0.00063 (J)	
10/8/2018	<0.005	<0.005	<0.005		0.0014	0.00028 (J)			
10/9/2018								0.0005 (J)	
10/16/2018				0.0021					
10/18/2018							0.017		0.00049 (J)
2/20/2019	<0.005	<0.005	<0.005	0.0034	0.0012 (J)	<0.005	0.027	<0.005	0.0011 (J)
4/1/2019	<0.005	<0.005	<0.005	<0.005					
4/2/2019					0.0021	<0.005	0.0075	<0.005	<0.005
9/16/2019	<0.005								
9/17/2019		<0.005	<0.005	<0.005	<0.005	<0.005	0.0036	<0.005	<0.005
2/18/2020									<0.005
2/19/2020	<0.005	<0.005	<0.005	<0.005	<0.005	<0.005		<0.005	
2/20/2020							0.0024 (J)		
3/23/2020								<0.005	<0.005
3/24/2020						<0.005			
3/26/2020	<0.005						0.0019 (J)		
3/27/2020		<0.005	<0.005	<0.005	<0.005				
9/14/2020	<0.005	<0.005							
9/15/2020			<0.005	<0.005	<0.005	<0.005	0.003 (J)	<0.005	<0.005
2/9/2021	<0.005	<0.005	<0.005	<0.005	<0.005				
2/10/2021						<0.005	0.0016 (J)	<0.005	<0.005
3/30/2021							<0.005	<0.005	<0.005
3/31/2021				<0.005					
4/1/2021					<0.005	<0.005			
4/6/2021			<0.005						
4/7/2021	<0.005	<0.005							
8/18/2021						<0.005	0.002 (J)		
8/19/2021		<0.005	<0.005	<0.005	<0.005			<0.005	<0.005

Time Series

Constituent: Selenium (mg/L) Analysis Run 5/8/2023 2:13 PM
Plant Scherer Client: Southern Company Data: Scherer AP

	SGWC-12	SGWC-13	SGWC-14	SGWC-15	SGWC-16	SGWC-17	SGWC-18	SGWC-19	SGWC-20
8/20/2021	<0.005								
2/10/2022	<0.005				0.00092 (J)		0.0021 (J)		
2/11/2022		<0.005		<0.005		<0.005		<0.005	<0.005
2/14/2022			<0.005						
8/18/2022	<0.005	<0.005							
8/19/2022			<0.005	<0.005					
8/22/2022								0.00099 (J)	<0.005
8/23/2022							0.00085 (J)		
8/31/2022					0.001 (J)	<0.005			
2/22/2023						<0.005	<0.005	<0.005	<0.005
2/23/2023	<0.005	<0.005	<0.005	<0.005	0.00093 (J)				

Time Series

Constituent: Selenium (mg/L) Analysis Run 5/8/2023 2:13 PM

Plant Scherer Client: Southern Company Data: Scherer AP

	SGWC-21	SGWC-22	SGWC-23	SGWC-6	SGWC-7	SGWC-8	SGWC-9	PZ-41S	PZ-43S
5/11/2016				<0.005	<0.005	<0.005	<0.005		
5/12/2016	<0.005	<0.005	<0.005						
6/27/2016				<0.005	<0.005	<0.005			
6/29/2016	<0.005	<0.005	<0.005				<0.005		
8/17/2016				<0.005	<0.005	<0.005			
8/19/2016		<0.005	<0.005						
8/22/2016	<0.005						<0.005		
10/17/2016				<0.005		<0.005			
10/18/2016	<0.005	<0.005	<0.005		<0.005		<0.005		
12/6/2016				<0.005	<0.005	<0.005			
12/7/2016	<0.005	<0.005	<0.005				<0.005		
2/14/2017				<0.005	<0.005	<0.005			
2/15/2017			<0.005						
2/16/2017	<0.005	<0.005					<0.005		
4/12/2017				0.00034 (J)	<0.005	<0.005			
4/13/2017	<0.005	<0.005	<0.005				<0.005		
6/27/2017				0.00057 (J)	<0.005	<0.005	<0.005		
6/28/2017	<0.005	<0.005	0.00033 (J)						
3/27/2018			<0.005	<0.005	<0.005	<0.005			
3/28/2018	<0.005	<0.005					<0.005		
6/6/2018				0.00032 (J)	<0.005	<0.005	<0.005		
6/7/2018	<0.005	<0.005	<0.005						
10/8/2018	<0.005	<0.005	0.00026 (J)	<0.005					
10/9/2018					0.00034 (J)	<0.005	<0.005		
10/18/2018								0.0045	<0.005
2/19/2019		<0.005	0.00021 (J)						
2/20/2019	<0.005			<0.005	<0.005	<0.005	<0.005		
4/1/2019					<0.005	<0.005	<0.005		
4/2/2019	<0.005	<0.005	<0.005	<0.005					
9/16/2019				<0.005			<0.005		
9/17/2019	<0.005				<0.005	<0.005			
9/18/2019		<0.005	<0.005						
2/18/2020	<0.005	<0.005	<0.005	<0.005	<0.005	<0.005			
2/19/2020							<0.005		
3/23/2020	<0.005								
3/24/2020		<0.005	<0.005						
3/25/2020				<0.005		<0.005	<0.005		
3/26/2020					<0.005				
9/14/2020				<0.005	<0.005	<0.005	<0.005		
9/15/2020	<0.005	<0.005	<0.005						
2/9/2021				<0.005	<0.005	<0.005	<0.005		
2/10/2021	<0.005	<0.005	<0.005						
3/30/2021	<0.005								
3/31/2021		<0.005	<0.005				<0.005		
4/1/2021				<0.005	<0.005	<0.005			
8/18/2021	<0.005	<0.005	<0.005	<0.005	<0.005	<0.005			
8/19/2021							<0.005		
2/9/2022				<0.005	<0.005			0.0061	<0.005
2/10/2022		<0.005	<0.005			<0.005	<0.005		
2/11/2022	<0.005								
8/18/2022					<0.005	<0.005	<0.005		
8/19/2022				<0.005					

Time Series

Constituent: Selenium (mg/L) Analysis Run 5/8/2023 2:13 PM
Plant Scherer Client: Southern Company Data: Scherer AP

	SGWC-21	SGWC-22	SGWC-23	SGWC-6	SGWC-7	SGWC-8	SGWC-9	PZ-41S	PZ-43S
8/22/2022	<0.005	<0.005	<0.005						
8/24/2022								0.0062	<0.005
2/22/2023				<0.005	<0.005	<0.005	<0.005		
2/23/2023	<0.005	<0.005	0.00075 (J)					0.0071	
2/24/2023									<0.005

Time Series

Constituent: Selenium (mg/L) Analysis Run 5/8/2023 2:13 PM
Plant Scherer Client: Southern Company Data: Scherer AP

	PZ-39S	PZ-14S	PZ-13S	PZ-44I	PZ-17I	PZ-40I	PZ-42I	PZ-69I
10/16/2018				0.00046 (J)				
10/17/2018	<0.0013							
10/18/2018					0.00047 (J)	0.00059 (J)	0.00026 (J)	
2/8/2022		<0.005	<0.005					
2/9/2022	0.0022 (J)			<0.005	<0.005		<0.005	
2/10/2022						<0.005		<0.005
8/22/2022							<0.005	
8/23/2022	0.0014 (J)	<0.005				<0.005		
8/24/2022			<0.005	<0.005	<0.005			<0.005
2/23/2023		<0.005	<0.005		<0.005		<0.005	
2/24/2023	0.0019 (J)					<0.005		<0.005
2/28/2023				<0.005				

Time Series

Constituent: Sulfate, total (mg/L) Analysis Run 5/8/2023 2:13 PM

Plant Scherer Client: Southern Company Data: Scherer AP

	SGWA-1 (bg)	SGWA-2 (bg)	SGWA-24 (bg)	SGWA-25 (bg)	SGWA-3 (bg)	SGWA-4 (bg)	SGWA-5 (bg)	SGWC-10	SGWC-11
5/10/2016	0.6766 (J)	0.4053 (J)	<1	0.686 (J)	2.82		0.4716 (J)		
5/11/2016						3.75		7.43	6.31
6/23/2016	0.94 (J)	0.55 (J)	0.3 (J)				0.46 (J)		
6/24/2016					2.3	3			
6/27/2016				0.61 (J)					
6/28/2016								6.3	3.7
8/16/2016	1.2	<1	<1		1.5		<1		
8/17/2016				<1		1.8		11	2.4
10/13/2016	2.9		<1						
10/14/2016		<1		<1	1.2		<1		
10/17/2016						1.4		4.4	2.1
12/5/2016			<1						
12/6/2016	3.2	<1		<1	1.3	1.4	<1	11	1.9
2/14/2017	0.76 (J)	<1	<1	<1	1.9	1.1	<1		
2/15/2017								1.3	1.2
4/10/2017			<1						
4/11/2017	<1	<1		<1	1.3	1	<1		
4/12/2017								2.8	1
6/26/2017	0.74 (J)	<1	<1		1.5	0.99 (J)	<1		
6/27/2017				<1				8.2	1.2
10/10/2017	0.76 (J)	<1	<1						
10/11/2017				<1	0.98 (J)	0.93 (J)	<1		0.82 (J)
10/12/2017								1.3	
6/5/2018	<1	<1	<1	<1			<1		
6/6/2018					1.8	0.89 (J)		2.9	0.89 (J)
10/16/2018									1.3
12/13/2018	<1	<1	<1	<1	1.4	0.76 (J)	<1		
12/17/2018								16	
3/28/2019				<1	1.9	1.2	<1		
3/29/2019	<1	0.65 (J)	<1						
4/1/2019								21	0.81 (J)
9/12/2019							<1		
9/13/2019			<1						
9/16/2019	0.98 (J)	0.68 (J)		<1	0.92 (J)	1.1			0.72 (J)
9/17/2019								2.3	
3/17/2020		0.78 (J)		0.61 (J)	1.6		0.55 (J)		
3/18/2020	1.2		0.45 (J)			1.3			
3/25/2020								14	0.58 (J)
9/14/2020	0.58 (J)	<1	<1	<1	0.82 (J)	0.96 (J)	<1	2.2	0.59 (J)
3/30/2021	1.2	<1	<1						
3/31/2021					1.1	1.1	<1	15	
4/7/2021				<1					1.3
8/17/2021	<1	<1		<1		1.1			
8/18/2021			1		0.9 (J)		<1		
8/19/2021								2.2	<1
2/9/2022	1	1.2		<1	1.3	1.1	<1		
2/10/2022			<1						<1
2/11/2022								2.1	
8/17/2022	0.94 (J)	0.87 (J)							
8/18/2022			<1	<1	<1	<1	<1		<1
8/19/2022								4.5	
2/21/2023	1.3				1.6		1.2		

Time Series

Constituent: Sulfate, total (mg/L) Analysis Run 5/8/2023 2:13 PM
Plant Scherer Client: Southern Company Data: Scherer AP

	SGWA-1 (bg)	SGWA-2 (bg)	SGWA-24 (bg)	SGWA-25 (bg)	SGWA-3 (bg)	SGWA-4 (bg)	SGWA-5 (bg)	SGWC-10	SGWC-11
2/22/2023		1.4				1.4		18	3.1
2/23/2023			1.6	1.3					

Time Series

Constituent: Sulfate, total (mg/L) Analysis Run 5/8/2023 2:13 PM

Plant Scherer Client: Southern Company Data: Scherer AP

	SGWC-12	SGWC-13	SGWC-14	SGWC-15	SGWC-16	SGWC-17	SGWC-18	SGWC-19	SGWC-20
5/11/2016	30.1								
5/12/2016		89.7	194	194	9.9	125			255
5/13/2016							484	212	
6/28/2016	25	76	200	200	11				
6/29/2016						120		220	270
6/30/2016							490		
8/18/2016	24	78	180	190	14	130			
8/22/2016							500	220	270
10/17/2016	23	73	190						
10/18/2016				190	15			210	240
10/19/2016						140	520		
12/6/2016	28	76							
12/7/2016			200	200	17	160	510		
12/8/2016								220	240
2/15/2017	33	73	190	190		160			
2/16/2017					17		450	210	230
4/12/2017	30	70	170	170					
4/13/2017					15	140	380	190	220
6/27/2017	33	78	200	200	19	160			
6/28/2017							390	220	240
10/11/2017	33	72	190						
10/12/2017				190	20	170	430	210	210
6/6/2018	41								
6/7/2018		69	190	190	25	170			210
6/8/2018							870	220	
10/16/2018				200					
10/18/2018							1200		210
12/14/2018	43	74	190			180			
12/17/2018					28			270	
4/1/2019	48	82	180	190					
4/2/2019					31	180	1100	240	220
9/16/2019	44								
9/17/2019		79	200	220	33	200	1100	260	220
3/23/2020								250	220
3/24/2020						190			
3/26/2020	44						1000		
3/27/2020		81	180	190	35				
9/14/2020	41	89							
9/15/2020			180	190	36	190	860	250	200
3/30/2021							960	270	220
3/31/2021				200					
4/1/2021					37	210			
4/6/2021			190						
4/7/2021	54	96							
8/18/2021						200	940		
8/19/2021		82	190	200	38			280	230
8/20/2021	60								
2/10/2022	41				45		890		
2/11/2022		94		200		190		260	230
2/14/2022			220						
8/18/2022	50	95							
8/19/2022			200	180					

Time Series

Constituent: Sulfate, total (mg/L) Analysis Run 5/8/2023 2:13 PM
Plant Scherer Client: Southern Company Data: Scherer AP

	SGWC-12	SGWC-13	SGWC-14	SGWC-15	SGWC-16	SGWC-17	SGWC-18	SGWC-19	SGWC-20
8/22/2022								260	220
8/23/2022							910		
8/31/2022					49	220			
2/22/2023						230	790	260	230
2/23/2023	57	96	210	190	55				

Time Series

Constituent: Sulfate, total (mg/L) Analysis Run 5/8/2023 2:13 PM

Plant Scherer Client: Southern Company Data: Scherer AP

	SGWC-21	SGWC-22	SGWC-23	SGWC-6	SGWC-7	SGWC-8	SGWC-9	PZ-41S	PZ-43S
5/11/2016				0.866 (J)	21.6	61.6	313		
5/12/2016	76.9	85.3	131						
6/27/2016				0.86 (J)	17	64			
6/29/2016	78	84	120				280		
8/17/2016				<1	19	63			
8/19/2016		81	120						
8/22/2016	78						300		
10/17/2016				<1		64			
10/18/2016	70	83	130		17		280		
12/6/2016				<1	18	72			
12/7/2016	80	85	140				280		
2/14/2017				1	21	73			
2/15/2017			120						
2/16/2017	77	83					300		
4/12/2017				<1	18	64			
4/13/2017	70	79	100				280		
6/27/2017				<1	19	77	340		
6/28/2017	82	90	120						
10/11/2017				<1	15				
10/12/2017	76	87	120			74	310		
6/6/2018				<1	14	74	320		
6/7/2018	79	94	100						
10/18/2018								550	140
12/14/2018				<1	10	72			
12/17/2018	88	99	96				330		
4/1/2019					16	67	310		
4/2/2019	92	100	95	1.3					
9/16/2019				0.53 (J)			310		
9/17/2019	99				8.7	77			
9/18/2019		100	95						
3/23/2020	120								
3/24/2020		100	71						
3/25/2020				0.58 (J)		62	300		
3/26/2020					15				
9/14/2020				0.46 (J)	17	81	220		
9/15/2020	130	110	72						
3/30/2021	140								
3/31/2021		120	75				240		
4/1/2021				<1	18	74			
8/18/2021	130	110	66	<1	12	78			
8/19/2021							160		
2/9/2022				0.88 (J)	7.1			<1	150
2/10/2022		100	73			80	190		
2/11/2022	120								
8/18/2022					5.3	78	200		
8/19/2022				<1					
8/22/2022	130	110	61						
8/24/2022								540	170
2/22/2023				1.4	6.7	52	200		
2/23/2023	120	120	64					660	
2/24/2023									160

Time Series

Constituent: Sulfate, total (mg/L) Analysis Run 5/8/2023 2:13 PM

Plant Scherer Client: Southern Company Data: Scherer AP

	PZ-39S	PZ-14S	PZ-13S	PZ-44I	PZ-17I	PZ-40I	PZ-42I	PZ-69I
10/16/2018				6				
10/17/2018	4							
10/18/2018					92	570	250	
2/8/2022		<1	<1					
2/9/2022	38			0.76 (J)	100		240	
2/10/2022						720		110
8/22/2022							240	
8/23/2022	36	<1				640		
8/24/2022			<1	0.78 (J)	100			100
2/23/2023		1.1	1.6		120		260	
2/24/2023	45					700		100
2/28/2023				1.7				

Time Series

Constituent: Thallium (mg/L) Analysis Run 5/8/2023 2:13 PM
 Plant Scherer Client: Southern Company Data: Scherer AP

	SGWA-1 (bg)	SGWA-2 (bg)	SGWA-24 (bg)	SGWA-25 (bg)	SGWA-3 (bg)	SGWA-4 (bg)	SGWA-5 (bg)	SGWC-10	SGWC-11
5/10/2016	<0.001	<0.001	<0.001	<0.001	<0.001		<0.001		
5/11/2016						<0.001		<0.001	<0.001
6/23/2016	8E-05 (J)	<0.001	<0.001				<0.001		
6/24/2016					0.0001 (J)	<0.001			
6/27/2016				<0.001					
6/28/2016								0.0001 (J)	<0.001
8/16/2016	9.5E-05 (J)	<0.001	<0.001		<0.001		<0.001		
8/17/2016				<0.001		<0.001		<0.001	<0.001
10/13/2016	<0.001		<0.001						
10/14/2016		<0.001		<0.001	<0.001		<0.001		
10/17/2016						<0.001		<0.001	<0.001
12/5/2016			<0.001						
12/6/2016	<0.001	<0.001		<0.001	<0.001	<0.001	<0.001	<0.001	<0.001
2/14/2017	<0.001	<0.001	<0.001	<0.001	<0.001	<0.001	<0.001		
2/15/2017								<0.001	<0.001
4/10/2017			<0.001						
4/11/2017	<0.001	<0.001		<0.001	<0.001	<0.001	<0.001		
4/12/2017								<0.001	<0.001
6/26/2017	<0.001	<0.001	<0.001		<0.001	<0.001	<0.001		
6/27/2017				<0.001				<0.001	<0.001
3/26/2018	<0.001	<0.001	<0.001		<0.001				
3/27/2018				<0.001		<0.001	<0.001	<0.001	<0.001
6/5/2018	<0.001	<0.001	<0.001	<0.001			<0.001		
6/6/2018					<0.001	<0.001		<0.001	<0.001
10/5/2018	<0.001	<0.001	<0.001		<0.001				
10/8/2018				<0.001		<0.001	<0.001		
10/9/2018								<0.001	
10/16/2018									<0.001
2/18/2019	<0.001	<0.001				<0.001			
2/19/2019			<0.001	<0.001	<0.001		<0.001		
2/20/2019								<0.001	<0.001
3/28/2019				<0.001	<0.001	<0.001	<0.001		
3/29/2019	<0.001	<0.001	<0.001						
4/1/2019								<0.001	<0.001
9/12/2019							<0.001		
9/13/2019			<0.001						
9/16/2019	<0.001	<0.001		<0.001	<0.001	<0.001			<0.001
9/17/2019								<0.001	
2/13/2020	<0.001	<0.001	<0.001						
2/17/2020				<0.001			<0.001		
2/18/2020					0.00033 (J)	0.00049 (J)			0.00016 (J)
2/19/2020								0.00075 (J)	
3/17/2020		<0.001		<0.001	<0.001		<0.001		
3/18/2020	0.00049 (J)		<0.001			0.00021 (J)			
3/25/2020								<0.001	<0.001
9/14/2020	0.00039 (J)	0.00016 (J)	<0.001	<0.001	<0.001	<0.001	<0.001	<0.001	<0.001
2/9/2021	<0.001	<0.001	<0.001	<0.001	<0.001	<0.001	<0.001	<0.001	<0.001
3/30/2021	0.00035 (J)	0.00034 (J)	<0.001						
3/31/2021					<0.001	<0.001	<0.001	<0.001	
4/7/2021				<0.001					<0.001
8/17/2021	<0.001	<0.001		<0.001		<0.001			
8/18/2021			<0.001		<0.001		0.0003 (J)		

Time Series

Constituent: Thallium (mg/L) Analysis Run 5/8/2023 2:13 PM
Plant Scherer Client: Southern Company Data: Scherer AP

	SGWA-1 (bg)	SGWA-2 (bg)	SGWA-24 (bg)	SGWA-25 (bg)	SGWA-3 (bg)	SGWA-4 (bg)	SGWA-5 (bg)	SGWC-10	SGWC-11
8/19/2021								0.00024 (J)	0.00015 (J)
2/9/2022	<0.001	<0.001		<0.001	<0.001	<0.001	<0.001		
2/10/2022			<0.001						<0.001
2/11/2022								<0.001	
8/17/2022	<0.001	<0.001							
8/18/2022			<0.001	<0.001	<0.001	<0.001	<0.001		<0.001
8/19/2022								<0.001	
2/21/2023	<0.001				<0.001		<0.001		
2/22/2023		<0.001				<0.001		<0.001	<0.001
2/23/2023			<0.001	<0.001					

Time Series

Constituent: Thallium (mg/L) Analysis Run 5/8/2023 2:13 PM
 Plant Scherer Client: Southern Company Data: Scherer AP

	SGWC-12	SGWC-13	SGWC-14	SGWC-15	SGWC-16	SGWC-17	SGWC-18	SGWC-19	SGWC-20
5/11/2016	<0.001								
5/12/2016		<0.001	<0.001	<0.001	<0.001	<0.001			<0.001
5/13/2016							<0.001	<0.001	
6/28/2016	<0.001	<0.001	<0.001	9E-05 (J)	<0.001				
6/29/2016						<0.001		<0.001	0.0002 (J)
6/30/2016							0.0002 (J)		
8/18/2016	<0.001	<0.001	<0.001	<0.001	<0.001	<0.001			
8/22/2016							0.00015 (J)	<0.001	0.00018 (J)
10/17/2016	<0.001	<0.001	<0.001						
10/18/2016				<0.001	<0.001			<0.001	0.00016 (J)
10/19/2016						<0.001	0.00012 (J)		
12/6/2016	<0.001	<0.001							
12/7/2016			<0.001	<0.001	<0.001	<0.001	9.5E-05 (J)		
12/8/2016								<0.001	0.0001 (J)
2/15/2017	<0.001	<0.001	<0.001	8.5E-05 (J)		<0.001			
2/16/2017					<0.001		0.00013 (J)	<0.001	0.00014 (J)
4/12/2017	<0.001	<0.001	<0.001	9.5E-05 (J)					
4/13/2017					<0.001	<0.001	0.00012 (J)	<0.001	0.00021 (J)
6/27/2017	<0.001	<0.001	<0.001	0.0001 (J)	<0.001	<0.001			
6/28/2017							0.00013 (J)	<0.001	0.00018 (J)
3/27/2018	<0.001	<0.001	<0.001	<0.001	<0.001	<0.001			
3/28/2018							0.00011 (J)	<0.001	9E-05 (J)
6/6/2018	<0.001								
6/7/2018		<0.001	<0.001	<0.001	<0.001	<0.001			0.00014 (J)
6/8/2018							0.00019 (J)	<0.001	
10/8/2018	<0.001	<0.001	<0.001		<0.001	<0.001			
10/9/2018								<0.001	
10/16/2018				0.0001 (J)					
10/18/2018							0.00019 (J)		0.00018 (J)
2/20/2019	<0.001	<0.001	<0.001	9.8E-05 (J)	<0.001	<0.001	0.00021 (J)	<0.001	0.00018 (J)
4/1/2019	<0.001	<0.001	<0.001	9.5E-05 (J)					
4/2/2019					<0.001	<0.001	0.00016 (J)	<0.001	0.00017 (J)
9/16/2019	<0.001								
9/17/2019		<0.001	<0.001	0.00016 (J)	<0.001	<0.001	0.00025 (J)	<0.001	0.00021 (J)
2/18/2020									0.00033 (J)
2/19/2020	0.00034 (J)	0.00022 (J)	0.00018 (J)	0.00031 (J)	<0.001	<0.001		<0.001	
2/20/2020							0.00066 (J)		
3/23/2020								<0.001	0.00016 (J)
3/24/2020						<0.001			
3/26/2020	<0.001						0.00029 (J)		
3/27/2020		<0.001	0.0011	0.00045 (J)	<0.001				
9/14/2020	0.00023 (J)	<0.001							
9/15/2020			0.00035 (J)	0.00027 (J)	<0.001	<0.001	0.00027 (J)	<0.001	0.00028 (J)
2/9/2021	<0.001	<0.001	<0.001	<0.001	<0.001				
2/10/2021						0.00024 (J)	0.00068 (J)	<0.001	0.00025 (J)
3/30/2021							0.00024 (J)	<0.001	0.00018 (J)
3/31/2021				<0.001					
4/1/2021					<0.001	<0.001			
4/6/2021			0.00017 (J)						
4/7/2021	<0.001	<0.001							
8/18/2021						<0.001	0.00022 (J)		
8/19/2021		<0.001	<0.001	<0.001	<0.001			<0.001	0.00018 (J)

Time Series

Constituent: Thallium (mg/L) Analysis Run 5/8/2023 2:13 PM
Plant Scherer Client: Southern Company Data: Scherer AP

	SGWC-12	SGWC-13	SGWC-14	SGWC-15	SGWC-16	SGWC-17	SGWC-18	SGWC-19	SGWC-20
8/20/2021	<0.001								
2/10/2022	<0.001				<0.001		<0.001		
2/11/2022		<0.001		<0.001		<0.001		<0.001	<0.001
2/14/2022			<0.001						
8/18/2022	<0.001	<0.001							
8/19/2022			<0.001	<0.001					
8/22/2022								<0.001	<0.001
8/23/2022							<0.001		
8/31/2022					<0.001	<0.001			
2/22/2023						<0.001	<0.001	<0.001	<0.001
2/23/2023	<0.001	<0.001	<0.001	<0.001	<0.001				

Time Series

Constituent: Thallium (mg/L) Analysis Run 5/8/2023 2:13 PM
 Plant Scherer Client: Southern Company Data: Scherer AP

	SGWC-21	SGWC-22	SGWC-23	SGWC-6	SGWC-7	SGWC-8	SGWC-9	PZ-41S	PZ-43S
5/11/2016				<0.001	<0.001	<0.001	<0.001		
5/12/2016	<0.001	<0.001	<0.001						
6/27/2016				<0.001	<0.001	<0.001			
6/29/2016	<0.001	<0.001	<0.001				<0.001		
8/17/2016				<0.001	<0.001	<0.001			
8/19/2016		<0.001	<0.001						
8/22/2016	<0.001						<0.001		
10/17/2016				<0.001		<0.001			
10/18/2016	<0.001	<0.001	<0.001		<0.001		<0.001		
12/6/2016				<0.001	<0.001	<0.001			
12/7/2016	<0.001	<0.001	<0.001				<0.001		
2/14/2017				<0.001	<0.001	<0.001			
2/15/2017			<0.001						
2/16/2017	<0.001	<0.001					<0.001		
4/12/2017				<0.001	<0.001	<0.001			
4/13/2017	<0.001	<0.001	<0.001				<0.001		
6/27/2017				<0.001	<0.001	<0.001	<0.001		
6/28/2017	<0.001	<0.001	<0.001						
3/27/2018			<0.001	<0.001	<0.001	<0.001			
3/28/2018	<0.001	<0.001					<0.001		
6/6/2018				<0.001	<0.001	<0.001	<0.001		
6/7/2018	<0.001	<0.001	<0.001						
10/8/2018	<0.001	<0.001	<0.001	<0.001					
10/9/2018					<0.001	<0.001	<0.001		
10/18/2018								<0.001	<0.001
2/19/2019		<0.001	<0.001						
2/20/2019	<0.001			<0.001	<0.001	<0.001	<0.001		
4/1/2019					<0.001	<0.001	<0.001		
4/2/2019	<0.001	<0.001	<0.001	<0.001					
9/16/2019				<0.001			<0.001		
9/17/2019	<0.001				<0.001	0.00023 (J)			
9/18/2019		<0.001	<0.001						
2/18/2020	<0.001	<0.001	<0.001	0.00028 (J)	0.00022 (J)	0.0002 (J)			
2/19/2020							0.00027 (J)		
3/23/2020	<0.001								
3/24/2020		<0.001	<0.001						
3/25/2020				0.00049 (J)		0.00079 (J)	<0.001		
3/26/2020					<0.001				
9/14/2020				<0.001	<0.001	<0.001	<0.001		
9/15/2020	<0.001	0.00038 (J)	0.00016 (J)						
2/9/2021				<0.001	<0.001	<0.001	<0.001		
2/10/2021	<0.001	<0.001	<0.001						
3/30/2021	<0.001								
3/31/2021		<0.001	<0.001				<0.001		
4/1/2021				0.00023 (J)	0.00042 (J)	0.00021 (J)			
8/18/2021	<0.001	<0.001	<0.001	0.00017 (J)	<0.001	<0.001			
8/19/2021							0.0004 (J)		
2/9/2022				<0.001	<0.001			<0.001	<0.001
2/10/2022		<0.001	<0.001			<0.001	<0.001		
2/11/2022	<0.001								
8/18/2022					<0.001	<0.001	<0.001		
8/19/2022				<0.001					

Time Series

Constituent: Thallium (mg/L) Analysis Run 5/8/2023 2:13 PM
Plant Scherer Client: Southern Company Data: Scherer AP

	SGWC-21	SGWC-22	SGWC-23	SGWC-6	SGWC-7	SGWC-8	SGWC-9	PZ-41S	PZ-43S
8/22/2022	<0.001	<0.001	<0.001						
8/24/2022								<0.001	<0.001
2/22/2023				<0.001	<0.001	<0.001	<0.001		
2/23/2023	<0.001	<0.001	<0.001					<0.001	
2/24/2023									<0.001

Time Series

Constituent: Thallium (mg/L) Analysis Run 5/8/2023 2:13 PM
Plant Scherer Client: Southern Company Data: Scherer AP

	PZ-39S	PZ-14S	PZ-13S	PZ-44I	PZ-17I	PZ-40I	PZ-42I	PZ-69I
10/16/2018				<0.001				
10/17/2018	<0.001							
10/18/2018					<0.001	<0.001	<0.001	
2/8/2022		<0.001	<0.001					
2/9/2022	<0.001			<0.001	<0.001		<0.001	
2/10/2022						<0.001		<0.001
8/22/2022							<0.001	
8/23/2022	<0.001	<0.001				<0.001		
8/24/2022			<0.001	<0.001	<0.001			<0.001
2/23/2023		<0.001	<0.001		<0.001		<0.001	
2/24/2023	<0.001					<0.001		<0.001
2/28/2023				<0.001				

Time Series

Constituent: Total Dissolved Solids [TDS] (mg/L) Analysis Run 5/8/2023 2:13 PM

Plant Scherer Client: Southern Company Data: Scherer AP

	SGWA-1 (bg)	SGWA-2 (bg)	SGWA-24 (bg)	SGWA-25 (bg)	SGWA-3 (bg)	SGWA-4 (bg)	SGWA-5 (bg)	SGWC-10	SGWC-11
5/10/2016	44	96	110	100	59		64		
5/11/2016						91		68	80
6/23/2016	38	91	118				58		
6/24/2016					39	78			
6/27/2016				117					
6/28/2016								41	134
8/16/2016	22	100	110		38		52		
8/17/2016				86		100		70	42
10/13/2016	66		120						
10/14/2016		100		80	34		58		
10/17/2016						58		6	24
12/5/2016			110						
12/6/2016	54	110		110	70	98	72	40	70
2/14/2017	18	76	86	98	32	78	52		
2/15/2017								18	34
4/10/2017			120						
4/11/2017	50	120		110	64	110	78		
4/12/2017								18	36
6/26/2017	60	110	130		64	110	80		
6/27/2017				18				50	8
10/10/2017	36	100	110						
10/11/2017				94	42	120	64		56
10/12/2017								46	
6/5/2018	8	74	76	80			50		
6/6/2018					46	120		38	40
10/16/2018									100
12/13/2018	16	110	100	4 (J)	4 (J)	94	58		
12/17/2018								38	
3/28/2019				79	43	110	58		
3/29/2019	<10	72	110						
4/1/2019								82	33
9/12/2019							22		
9/13/2019			200						
9/16/2019	17	91		42	19	57			<10
9/17/2019								17	
3/17/2020		100		98	52		30		
3/18/2020	25		110			140			
3/25/2020								59	38
9/14/2020	20	93	95	71	55	110	36	45	39
3/30/2021	32	110	110						
3/31/2021					57	120	35	64	
4/7/2021				95					40
8/17/2021	27	110		97		130			
8/18/2021			120		66		53		
8/19/2021								54	36
2/9/2022	45	100		93	54	110	60		
2/10/2022			130						39
2/11/2022								44	
8/17/2022	82	130							
8/18/2022			170	88	64	140	94		54
8/19/2022								63	
2/21/2023	41				55		65		

Time Series

Constituent: Total Dissolved Solids [TDS] (mg/L) Analysis Run 5/8/2023 2:13 PM
Plant Scherer Client: Southern Company Data: Scherer AP

	SGWA-1 (bg)	SGWA-2 (bg)	SGWA-24 (bg)	SGWA-25 (bg)	SGWA-3 (bg)	SGWA-4 (bg)	SGWA-5 (bg)	SGWC-10	SGWC-11
2/22/2023		100				120		56	41
2/23/2023			130	90					

Time Series

Constituent: Total Dissolved Solids [TDS] (mg/L) Analysis Run 5/8/2023 2:13 PM

Plant Scherer Client: Southern Company Data: Scherer AP

	SGWC-12	SGWC-13	SGWC-14	SGWC-15	SGWC-16	SGWC-17	SGWC-18	SGWC-19	SGWC-20
5/11/2016	195								
5/12/2016		190	309	298	46	261			386
5/13/2016							728	366	
6/28/2016	200	198	333	337	60				
6/29/2016						323		370	436
6/30/2016							742		
8/18/2016	200	180	320	310	48	310			
8/22/2016							670	350	290
10/17/2016	160	140	320						
10/18/2016				320	60			340	200
10/19/2016						330 (D)	700		
12/6/2016	220	110							
12/7/2016			340	270	64	370	720		
12/8/2016								350	370
2/15/2017	200	160	340	310		350			
2/16/2017					40		600	340	350
4/12/2017	180	140	300	280					
4/13/2017					76	390	640	350	380
6/27/2017	200	170	320	290	50	350			
6/28/2017							540	340	320
10/11/2017	190	170	340						
10/12/2017				330	68	380	640	370	350
6/6/2018	260								
6/7/2018		190	340	310	74	360			320
6/8/2018							820	320	
10/16/2018				350					
10/18/2018							1200		370
12/14/2018	190	140	280			390			
12/17/2018					42			250	
4/1/2019	200	190	330	330					
4/2/2019					73	400	1700	420	370
9/16/2019	200								
9/17/2019		170	310	320	59	380	1600	400	320
3/23/2020								390	330
3/24/2020						430			
3/26/2020	200						1600		
3/27/2020		200	330	330	99				
9/14/2020	190	190							
9/15/2020			360	340	90	440	1500	450	350
3/30/2021							1500	420	350
3/31/2021				300					
4/1/2021					88	410			
4/6/2021			320						
4/7/2021	210	200							
8/18/2021						450	1400		
8/19/2021		210	370	320	100			440	340
8/20/2021	220								
2/10/2022	210				100		1400		
2/11/2022		200		310		440		440	350
2/14/2022			360						
8/18/2022	230	240							
8/19/2022			370	320					

Time Series

Constituent: Total Dissolved Solids [TDS] (mg/L) Analysis Run 5/8/2023 2:13 PM
Plant Scherer Client: Southern Company Data: Scherer AP

	SGWC-12	SGWC-13	SGWC-14	SGWC-15	SGWC-16	SGWC-17	SGWC-18	SGWC-19	SGWC-20
8/22/2022								450	370
8/23/2022							1300		
11/16/2022					110	430			
2/22/2023						470	1200	440	350
2/23/2023	220	230	390	300	130				

Time Series

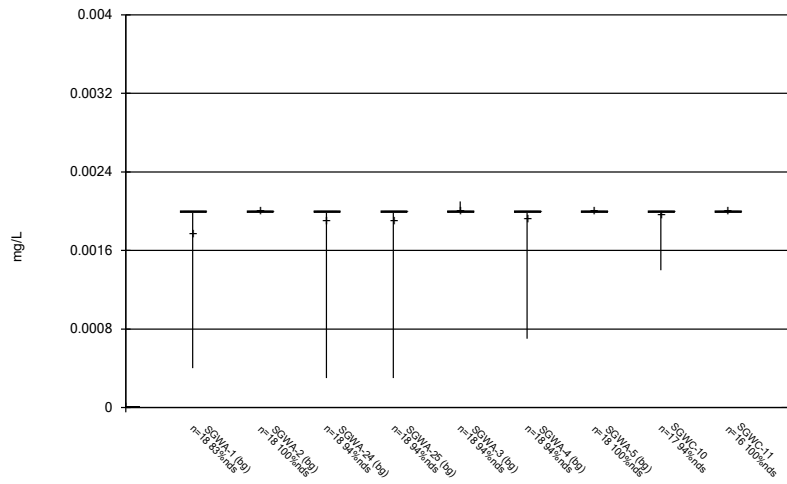
Constituent: Total Dissolved Solids [TDS] (mg/L) Analysis Run 5/8/2023 2:13 PM

Plant Scherer Client: Southern Company Data: Scherer AP

	PZ-39S	PZ-14S	PZ-13S	PZ-44I	PZ-17I	PZ-40I	PZ-42I	PZ-69I
10/16/2018				180				
10/17/2018	140							
10/18/2018					260	840	440	
2/8/2022		48	37					
2/9/2022	150			120	240		470	
2/10/2022						1200		320
8/22/2022							500	
8/23/2022	170	65				100		
8/24/2022			86	200	280			290
2/23/2023		59	51		260		490	
2/24/2023	160					1100		290
2/28/2023				120				

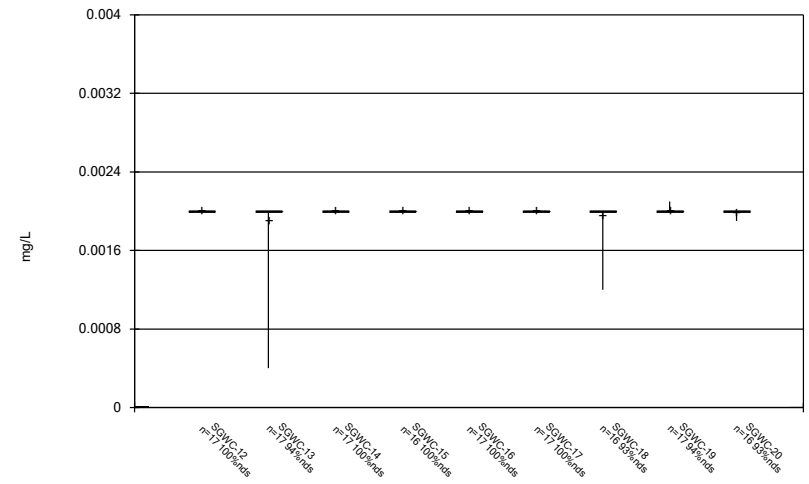
FIGURE B.

Box & Whiskers Plot



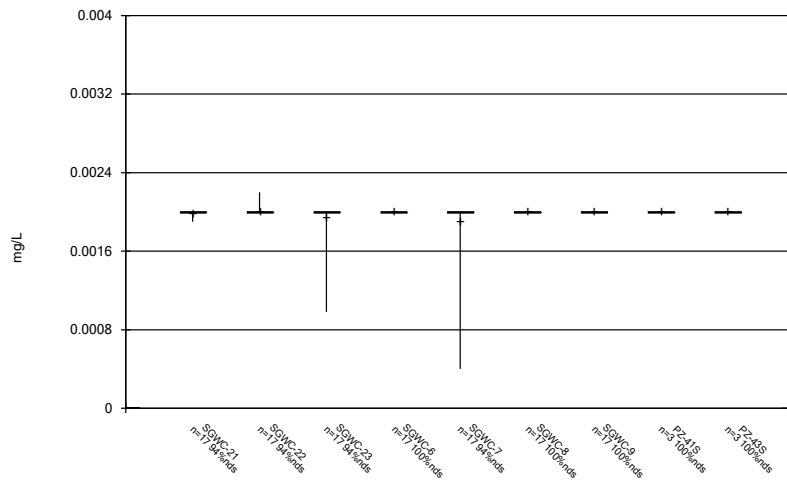
Constituent: Antimony Analysis Run 5/8/2023 2:13 PM
 Plant Scherer Client: Southern Company Data: Scherer AP

Box & Whiskers Plot



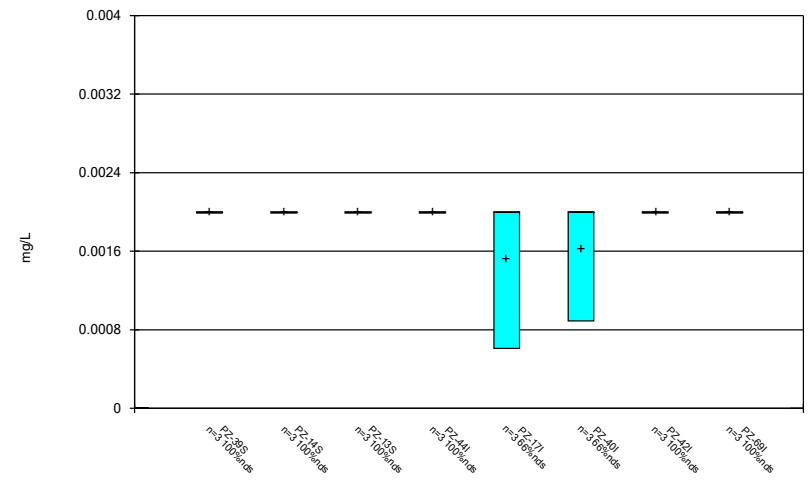
Constituent: Antimony Analysis Run 5/8/2023 2:13 PM
 Plant Scherer Client: Southern Company Data: Scherer AP

Box & Whiskers Plot



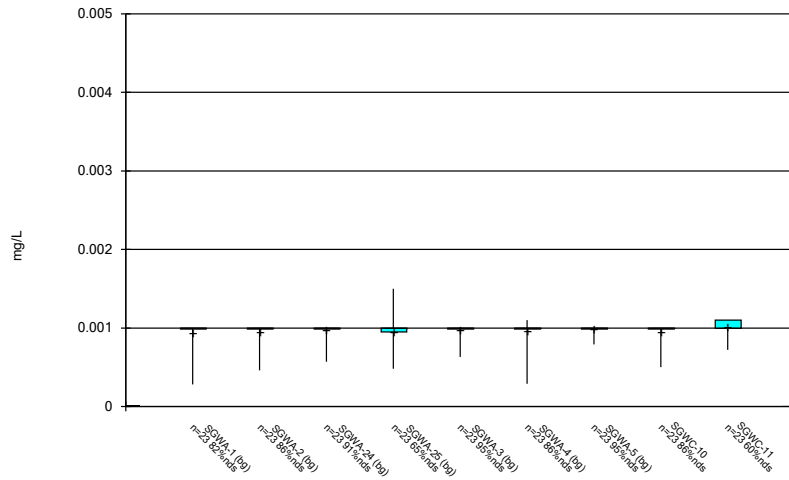
Constituent: Antimony Analysis Run 5/8/2023 2:13 PM
 Plant Scherer Client: Southern Company Data: Scherer AP

Box & Whiskers Plot



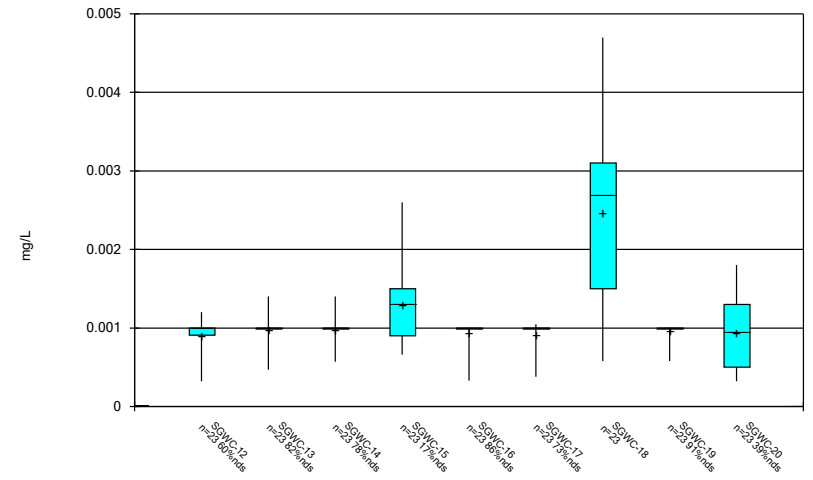
Constituent: Antimony Analysis Run 5/8/2023 2:13 PM
 Plant Scherer Client: Southern Company Data: Scherer AP

Box & Whiskers Plot



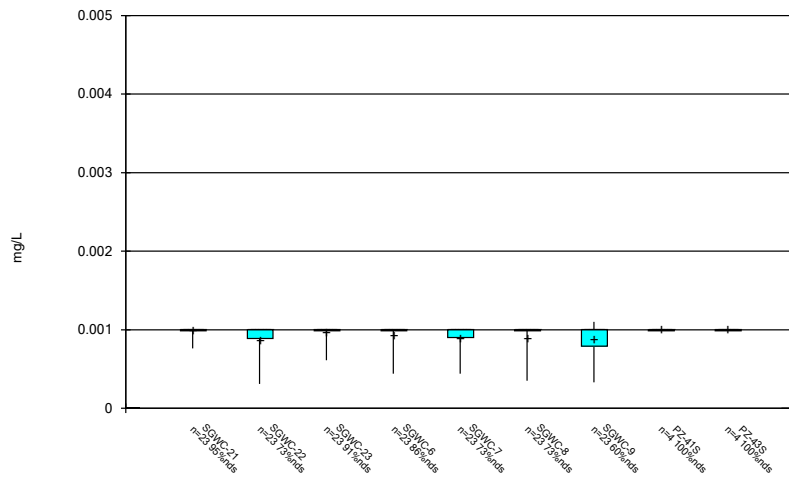
Constituent: Arsenic Analysis Run 5/8/2023 2:13 PM
Plant Scherer Client: Southern Company Data: Scherer AP

Box & Whiskers Plot



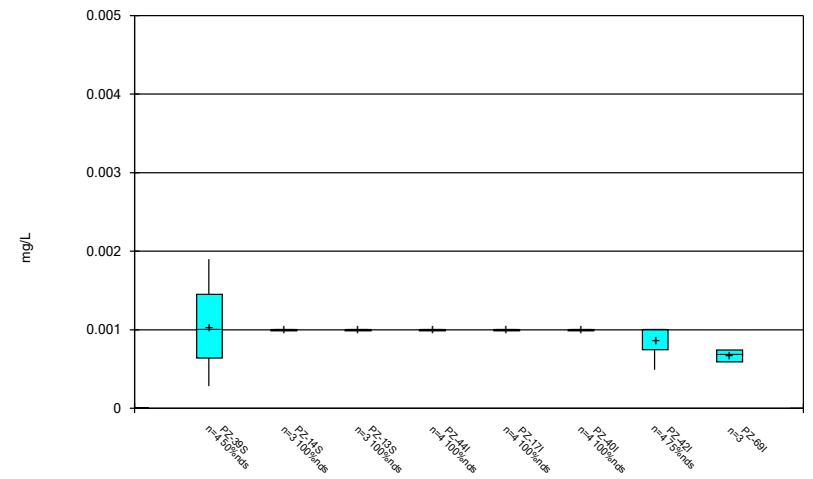
Constituent: Arsenic Analysis Run 5/8/2023 2:13 PM
Plant Scherer Client: Southern Company Data: Scherer AP

Box & Whiskers Plot



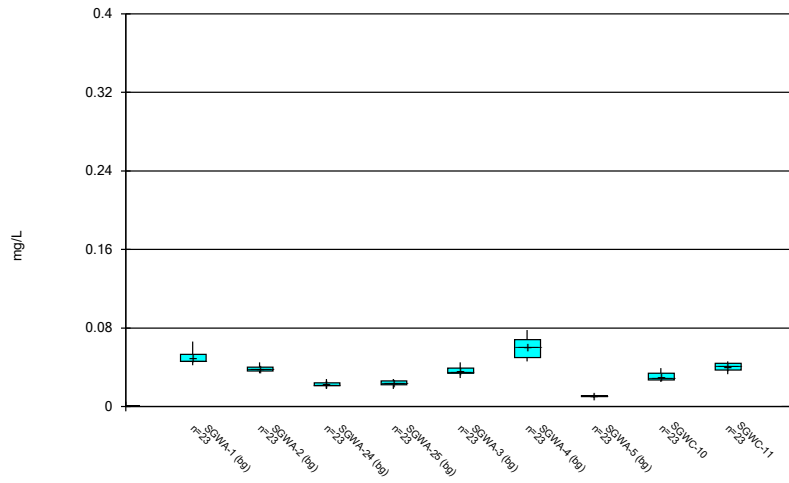
Constituent: Arsenic Analysis Run 5/8/2023 2:13 PM
Plant Scherer Client: Southern Company Data: Scherer AP

Box & Whiskers Plot



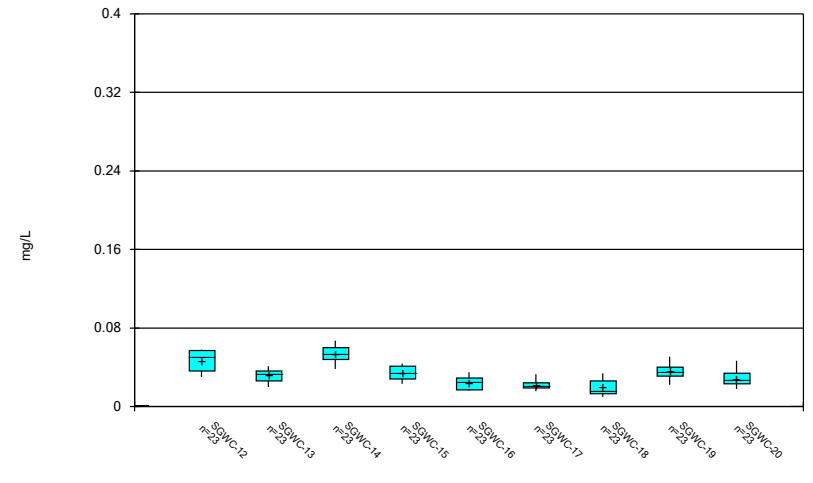
Constituent: Arsenic Analysis Run 5/8/2023 2:13 PM
Plant Scherer Client: Southern Company Data: Scherer AP

Box & Whiskers Plot



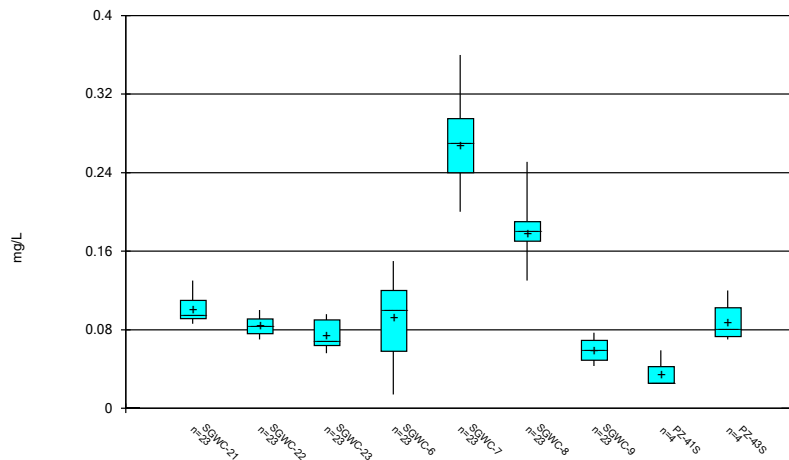
Constituent: Barium Analysis Run 5/8/2023 2:13 PM
Plant Scherer Client: Southern Company Data: Scherer AP

Box & Whiskers Plot



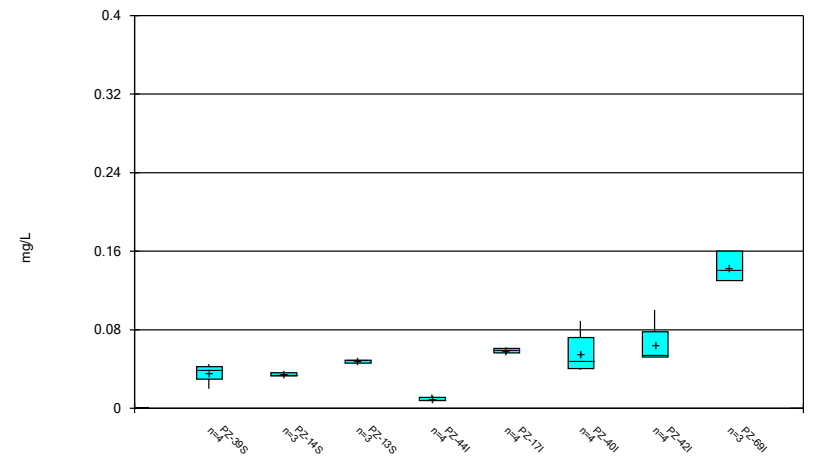
Constituent: Barium Analysis Run 5/8/2023 2:13 PM
Plant Scherer Client: Southern Company Data: Scherer AP

Box & Whiskers Plot



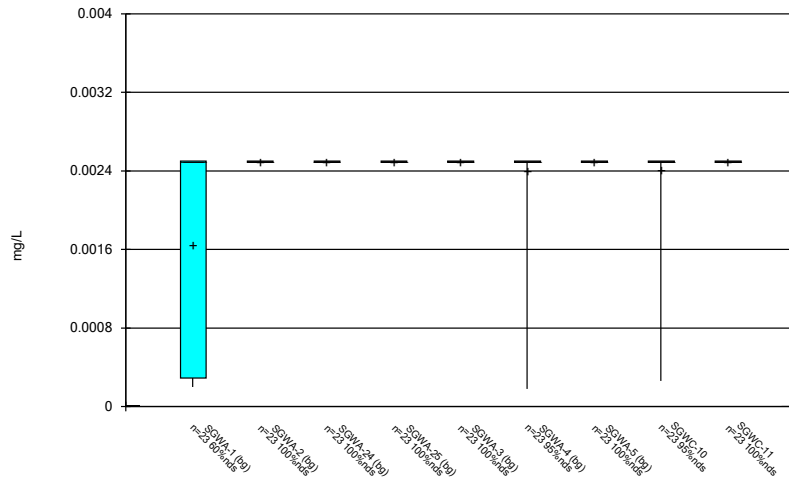
Constituent: Barium Analysis Run 5/8/2023 2:13 PM
Plant Scherer Client: Southern Company Data: Scherer AP

Box & Whiskers Plot



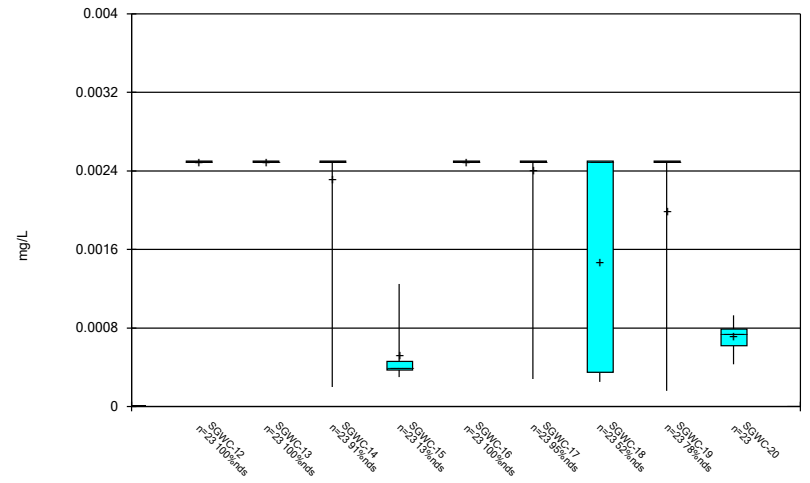
Constituent: Barium Analysis Run 5/8/2023 2:13 PM
Plant Scherer Client: Southern Company Data: Scherer AP

Box & Whiskers Plot



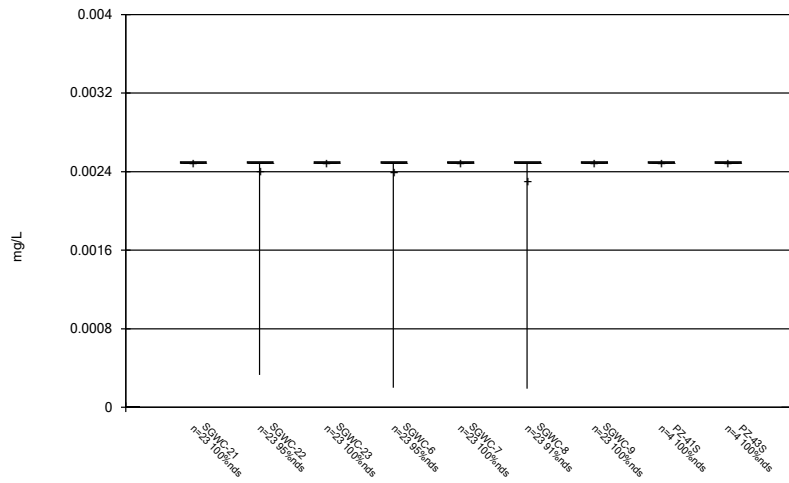
Constituent: Beryllium Analysis Run 5/8/2023 2:13 PM
Plant Scherer Client: Southern Company Data: Scherer AP

Box & Whiskers Plot



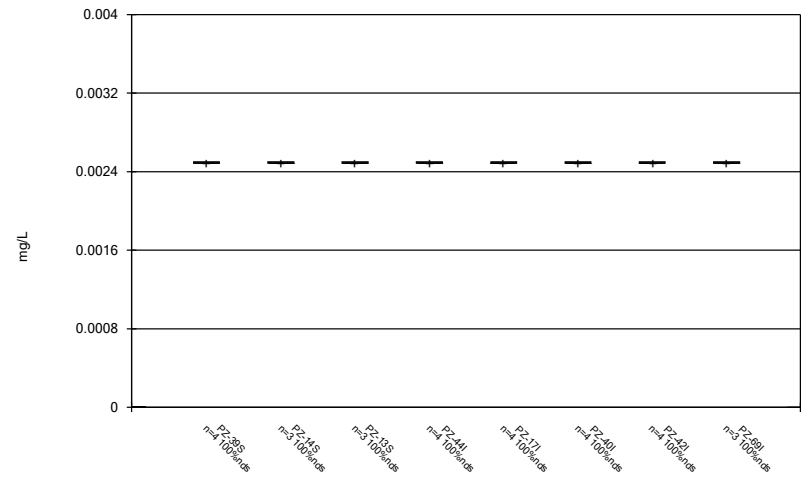
Constituent: Beryllium Analysis Run 5/8/2023 2:13 PM
Plant Scherer Client: Southern Company Data: Scherer AP

Box & Whiskers Plot



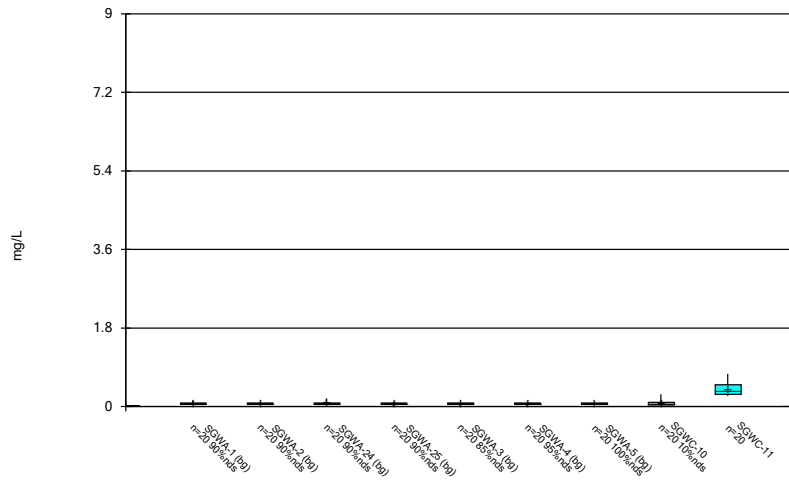
Constituent: Beryllium Analysis Run 5/8/2023 2:13 PM
Plant Scherer Client: Southern Company Data: Scherer AP

Box & Whiskers Plot



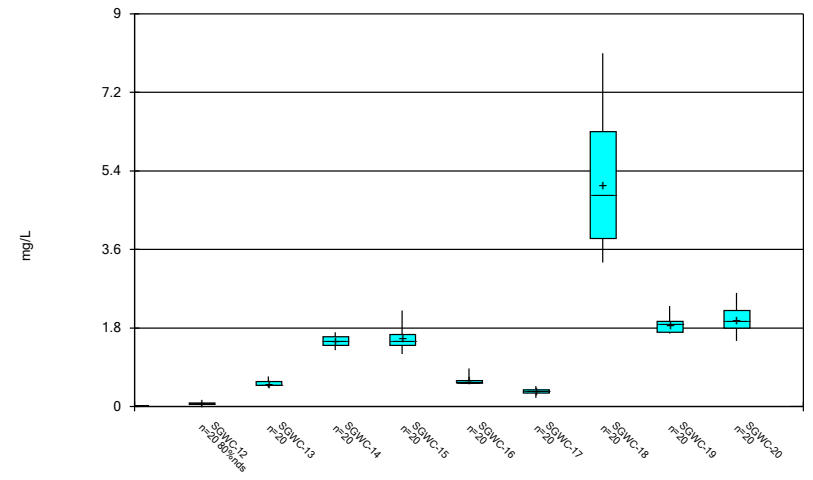
Constituent: Beryllium Analysis Run 5/8/2023 2:13 PM
Plant Scherer Client: Southern Company Data: Scherer AP

Box & Whiskers Plot



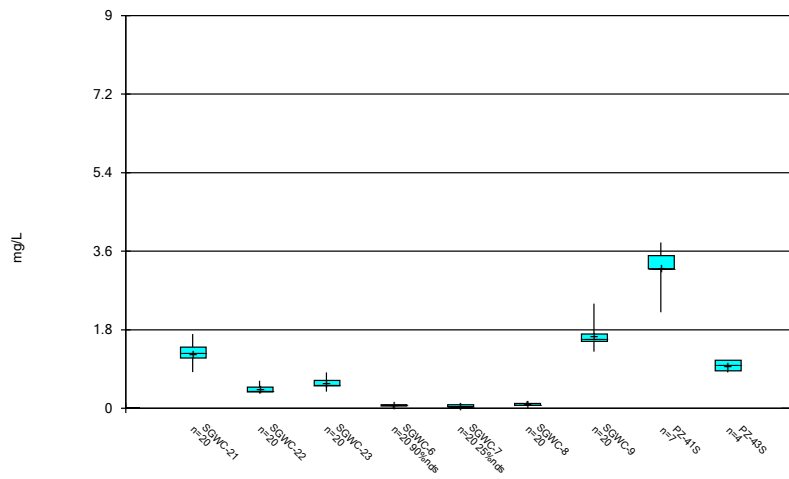
Constituent: Boron, total Analysis Run 5/8/2023 2:13 PM
Plant Scherer Client: Southern Company Data: Scherer AP

Box & Whiskers Plot



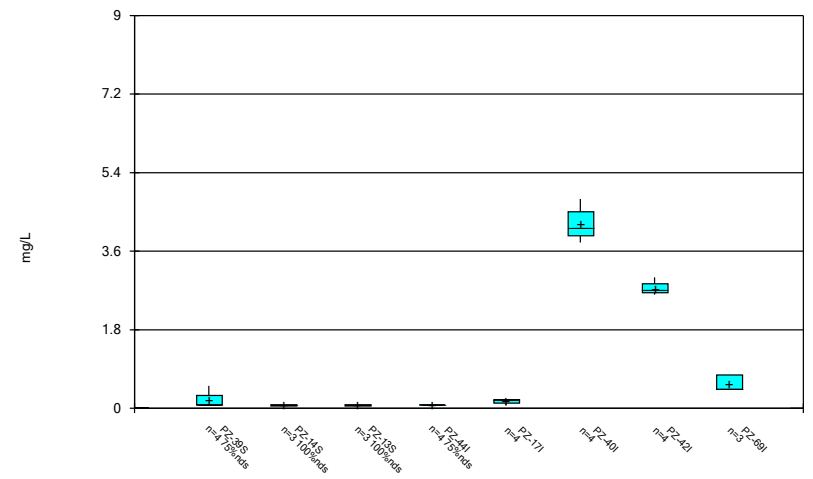
Constituent: Boron, total Analysis Run 5/8/2023 2:13 PM
Plant Scherer Client: Southern Company Data: Scherer AP

Box & Whiskers Plot



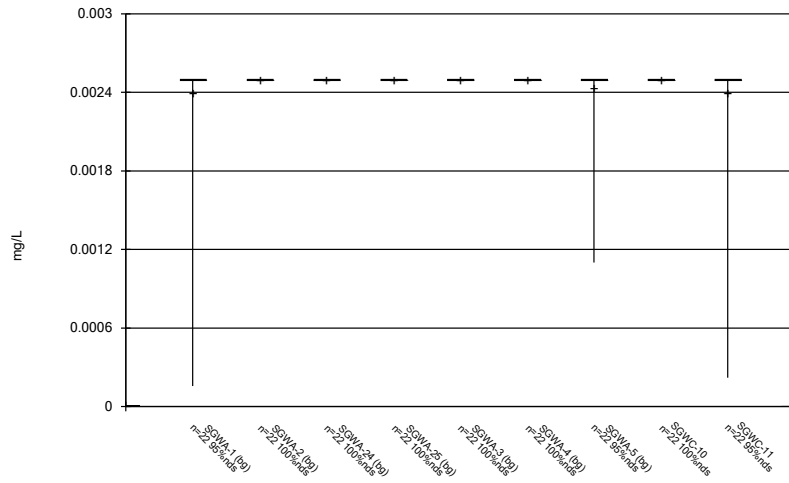
Constituent: Boron, total Analysis Run 5/8/2023 2:13 PM
Plant Scherer Client: Southern Company Data: Scherer AP

Box & Whiskers Plot



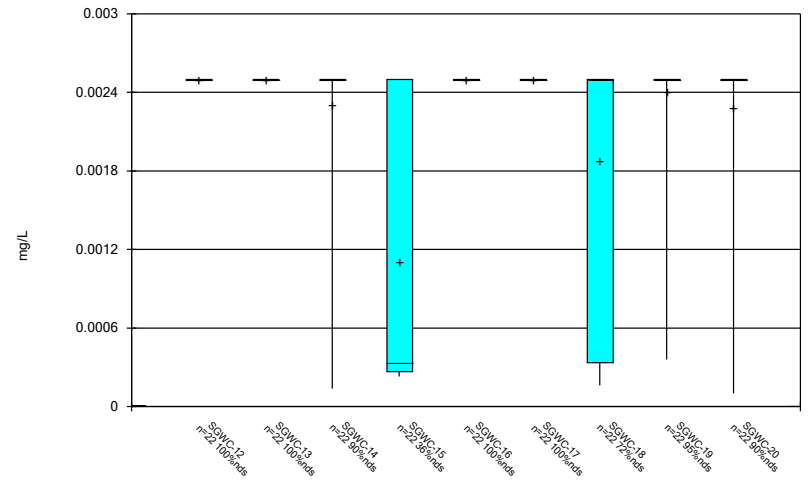
Constituent: Boron, total Analysis Run 5/8/2023 2:13 PM
Plant Scherer Client: Southern Company Data: Scherer AP

Box & Whiskers Plot



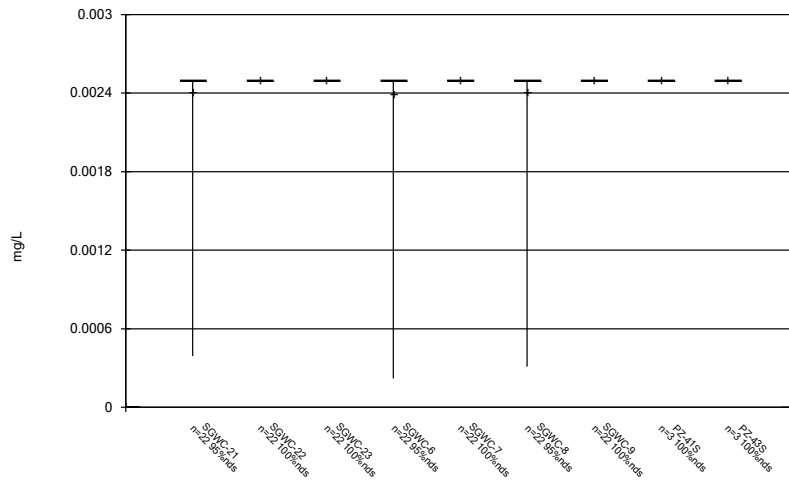
Constituent: Cadmium Analysis Run 5/8/2023 2:13 PM
Plant Scherer Client: Southern Company Data: Scherer AP

Box & Whiskers Plot



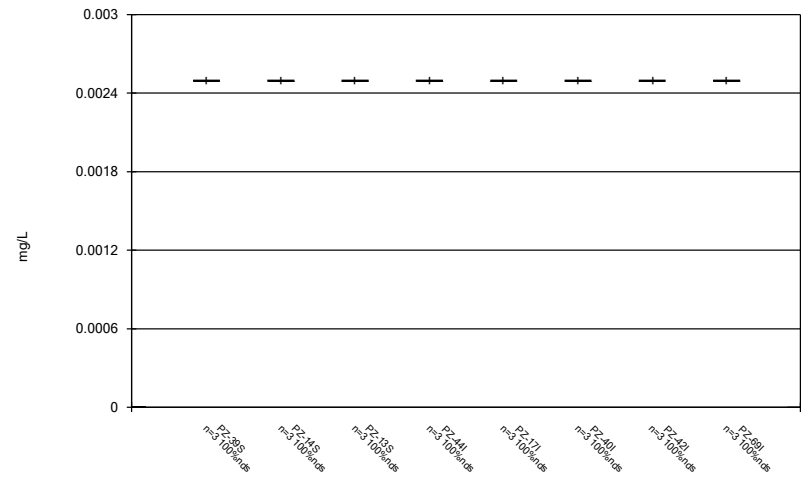
Constituent: Cadmium Analysis Run 5/8/2023 2:13 PM
Plant Scherer Client: Southern Company Data: Scherer AP

Box & Whiskers Plot



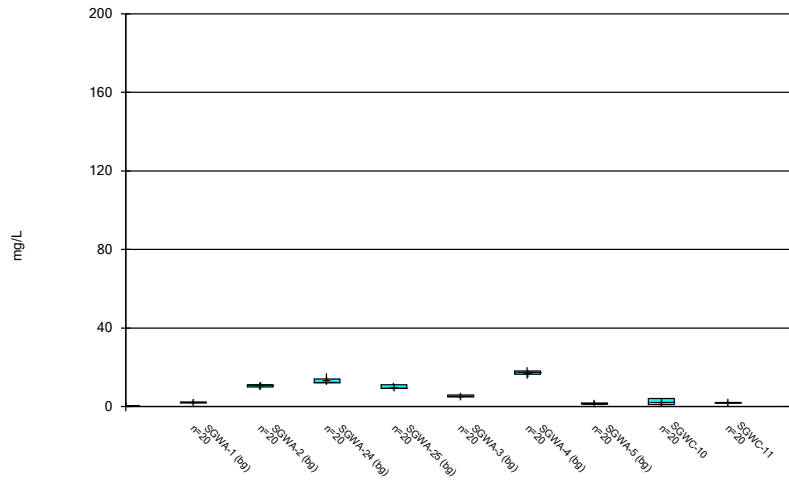
Constituent: Cadmium Analysis Run 5/8/2023 2:13 PM
Plant Scherer Client: Southern Company Data: Scherer AP

Box & Whiskers Plot



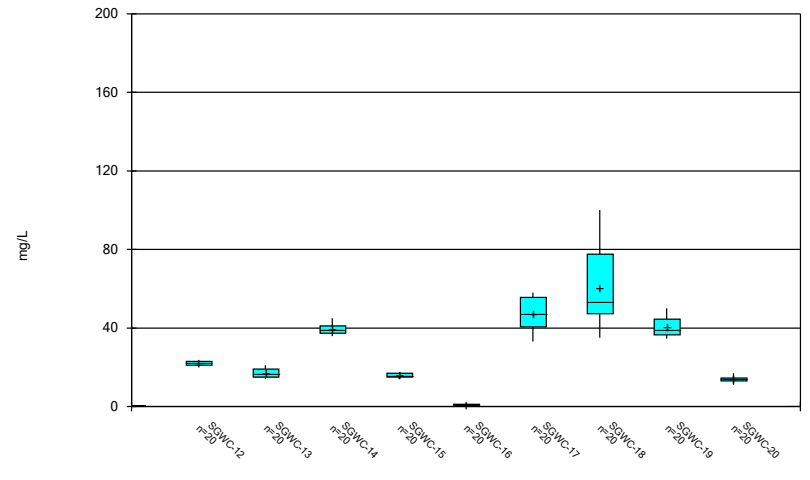
Constituent: Cadmium Analysis Run 5/8/2023 2:13 PM
Plant Scherer Client: Southern Company Data: Scherer AP

Box & Whiskers Plot



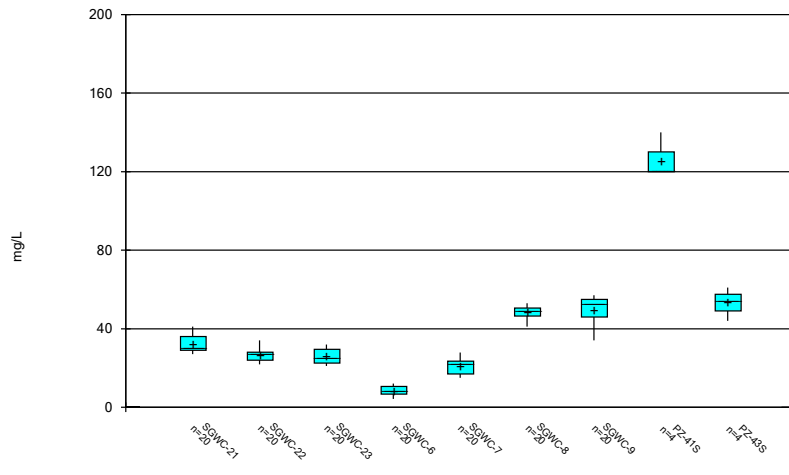
Constituent: Calcium, total Analysis Run 5/8/2023 2:13 PM
Plant Scherer Client: Southern Company Data: Scherer AP

Box & Whiskers Plot



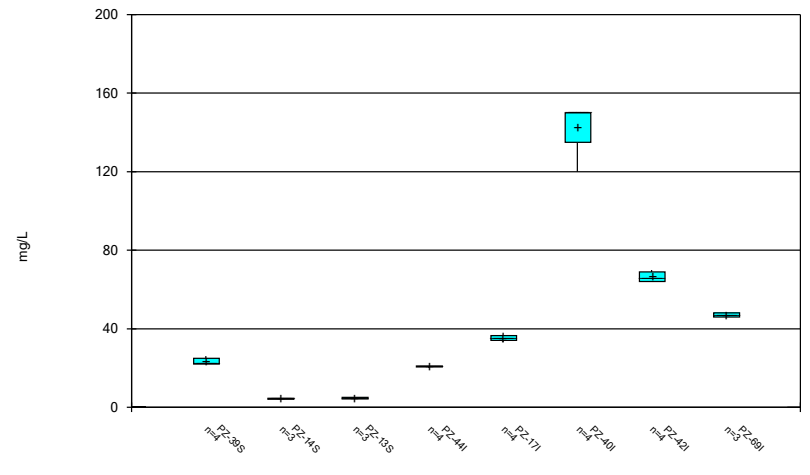
Constituent: Calcium, total Analysis Run 5/8/2023 2:13 PM
Plant Scherer Client: Southern Company Data: Scherer AP

Box & Whiskers Plot



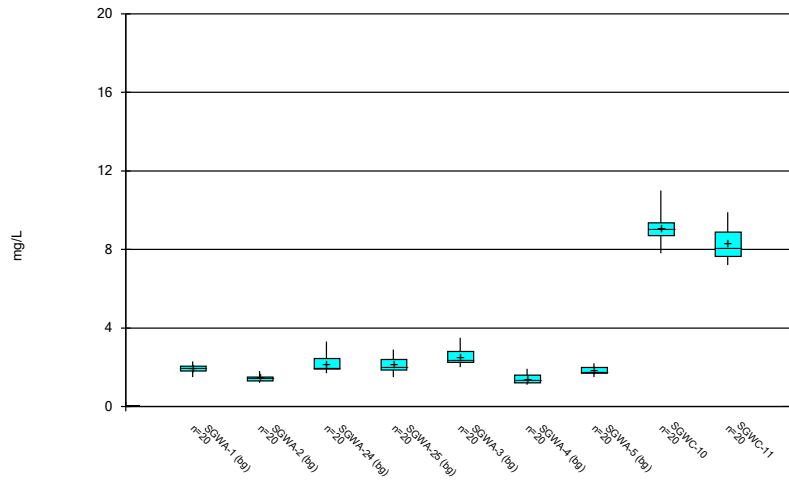
Constituent: Calcium, total Analysis Run 5/8/2023 2:13 PM
Plant Scherer Client: Southern Company Data: Scherer AP

Box & Whiskers Plot



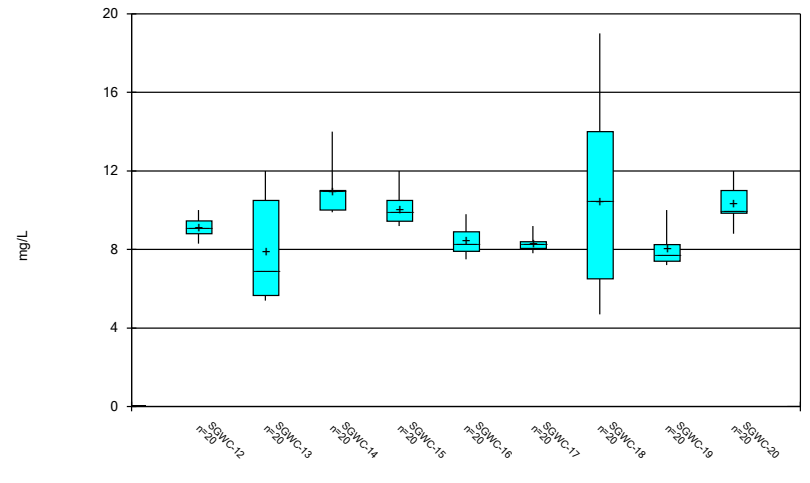
Constituent: Calcium, total Analysis Run 5/8/2023 2:13 PM
Plant Scherer Client: Southern Company Data: Scherer AP

Box & Whiskers Plot



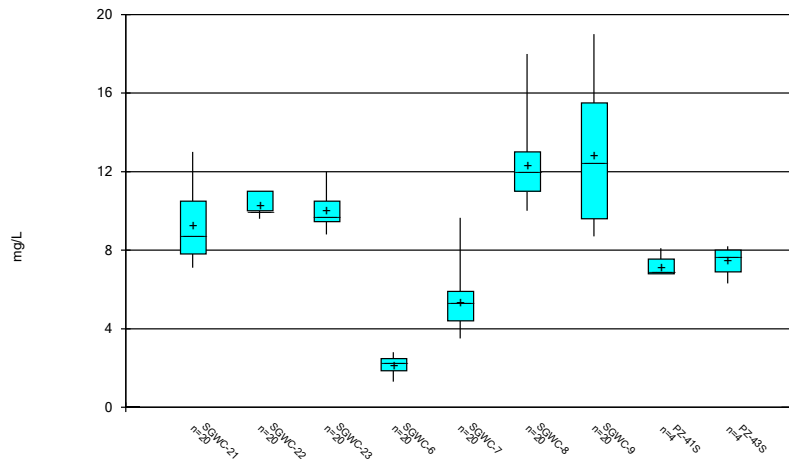
Constituent: Chloride, Total Analysis Run 5/8/2023 2:13 PM
Plant Scherer Client: Southern Company Data: Scherer AP

Box & Whiskers Plot



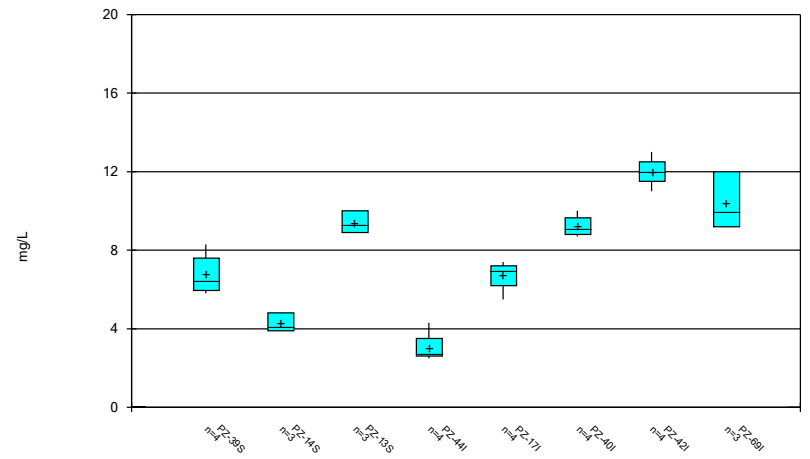
Constituent: Chloride, Total Analysis Run 5/8/2023 2:13 PM
Plant Scherer Client: Southern Company Data: Scherer AP

Box & Whiskers Plot



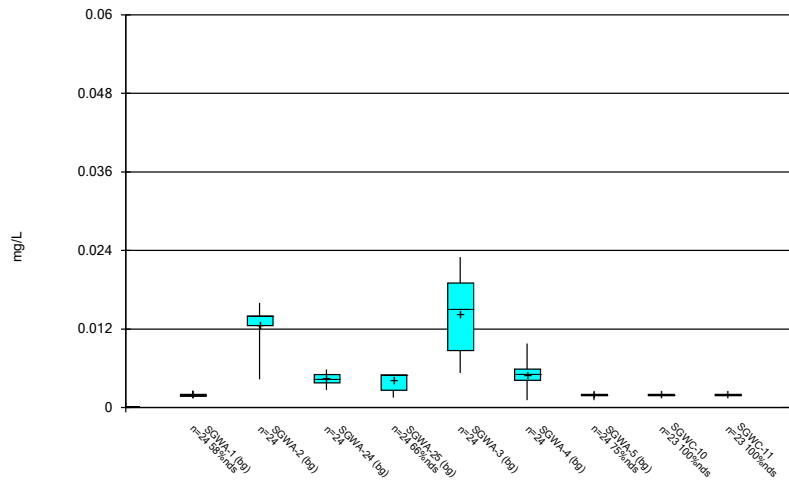
Constituent: Chloride, Total Analysis Run 5/8/2023 2:13 PM
Plant Scherer Client: Southern Company Data: Scherer AP

Box & Whiskers Plot



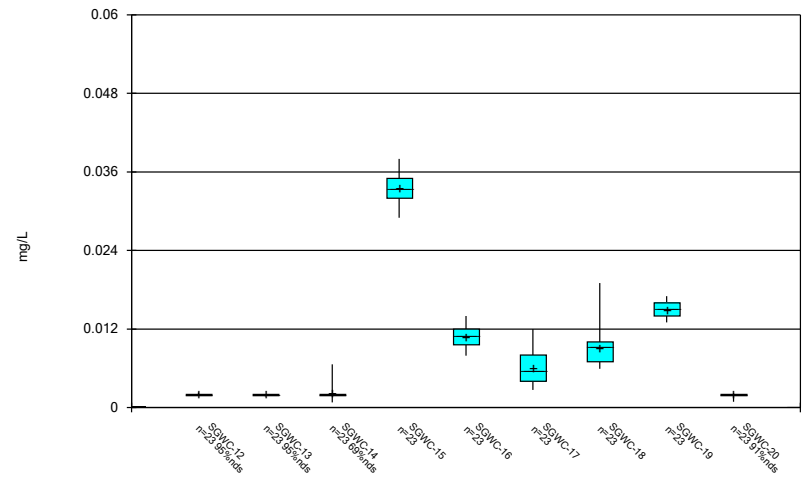
Constituent: Chloride, Total Analysis Run 5/8/2023 2:13 PM
Plant Scherer Client: Southern Company Data: Scherer AP

Box & Whiskers Plot



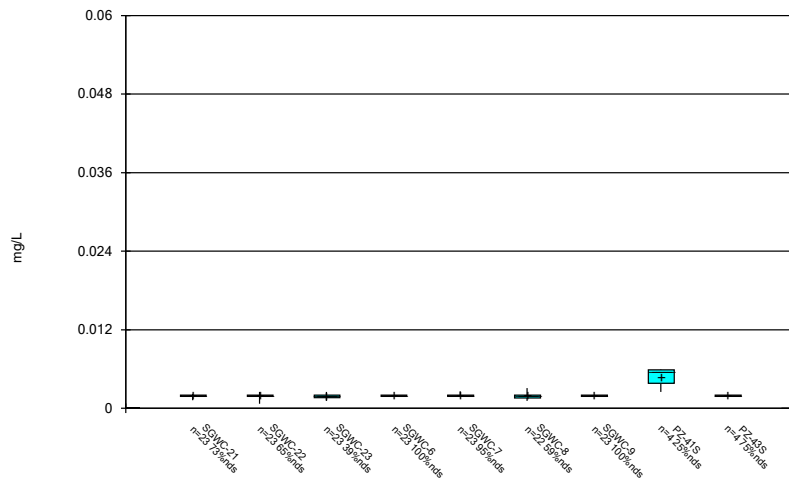
Constituent: Chromium Analysis Run 5/8/2023 2:13 PM
 Plant Scherer Client: Southern Company Data: Scherer AP

Box & Whiskers Plot



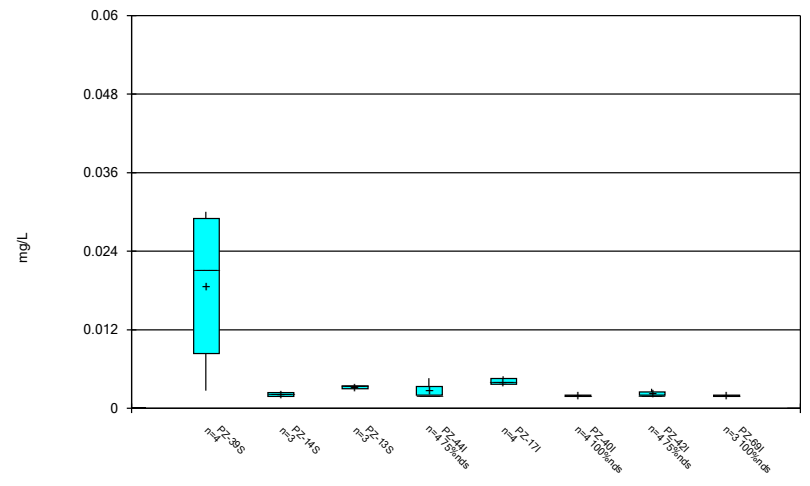
Constituent: Chromium Analysis Run 5/8/2023 2:13 PM
 Plant Scherer Client: Southern Company Data: Scherer AP

Box & Whiskers Plot



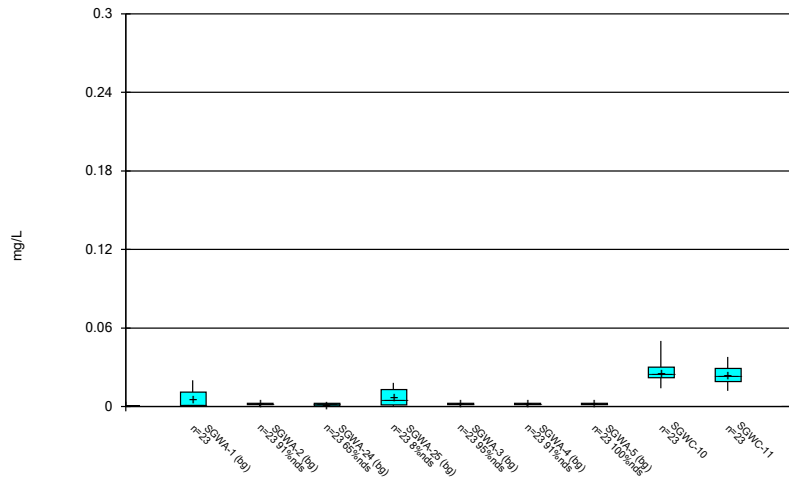
Constituent: Chromium Analysis Run 5/8/2023 2:13 PM
 Plant Scherer Client: Southern Company Data: Scherer AP

Box & Whiskers Plot



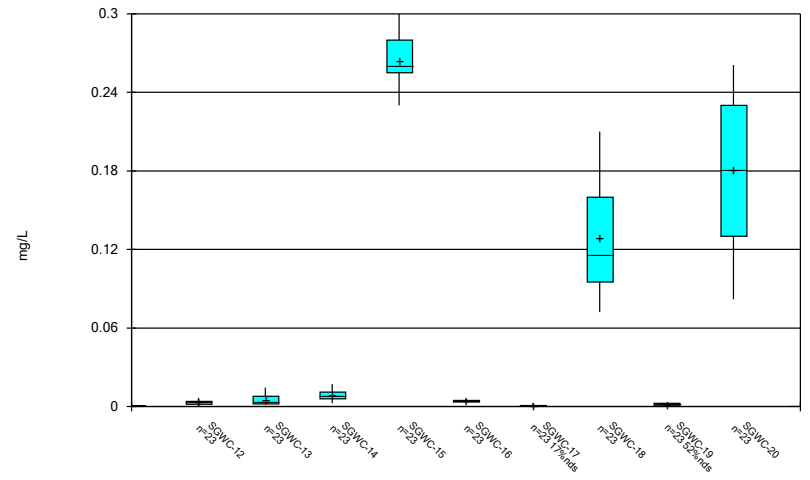
Constituent: Chromium Analysis Run 5/8/2023 2:13 PM
 Plant Scherer Client: Southern Company Data: Scherer AP

Box & Whiskers Plot



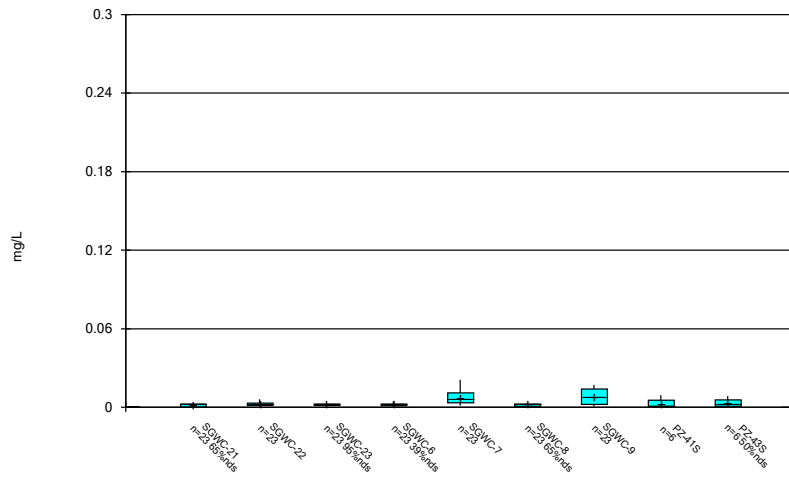
Constituent: Cobalt Analysis Run 5/8/2023 2:14 PM
Plant Scherer Client: Southern Company Data: Scherer AP

Box & Whiskers Plot



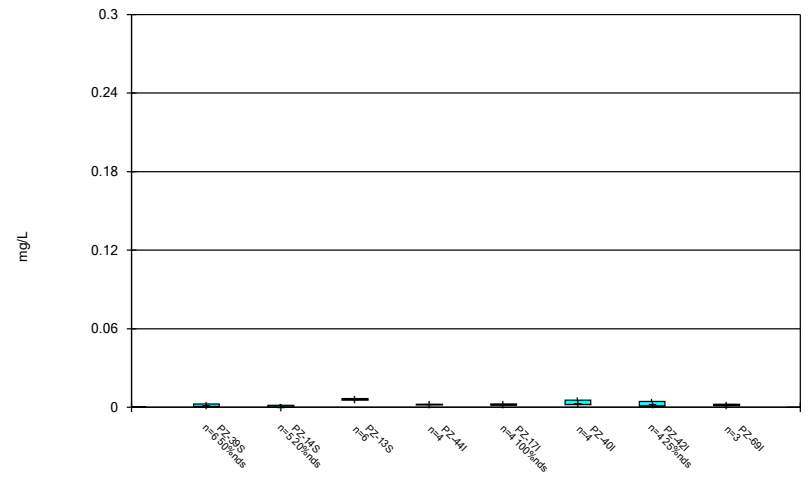
Constituent: Cobalt Analysis Run 5/8/2023 2:14 PM
Plant Scherer Client: Southern Company Data: Scherer AP

Box & Whiskers Plot



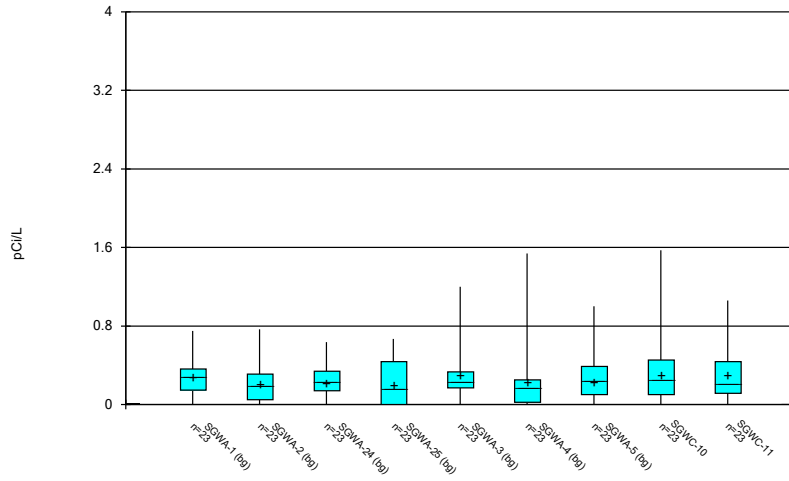
Constituent: Cobalt Analysis Run 5/8/2023 2:14 PM
Plant Scherer Client: Southern Company Data: Scherer AP

Box & Whiskers Plot



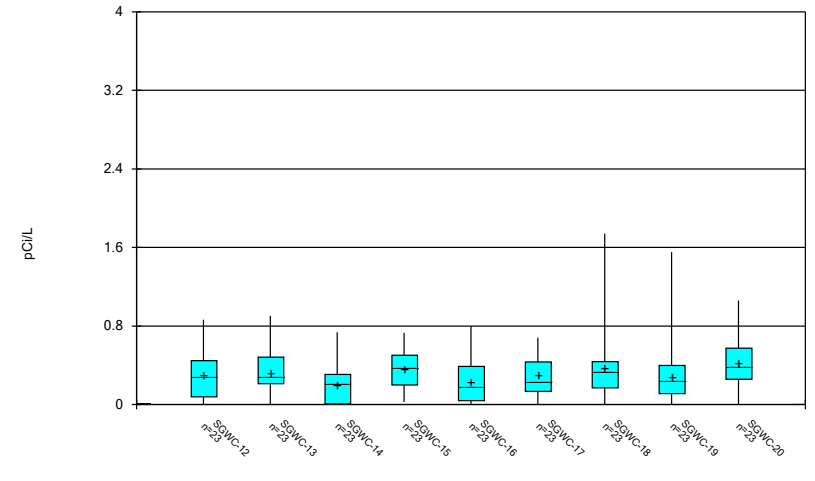
Constituent: Cobalt Analysis Run 5/8/2023 2:14 PM
Plant Scherer Client: Southern Company Data: Scherer AP

Box & Whiskers Plot



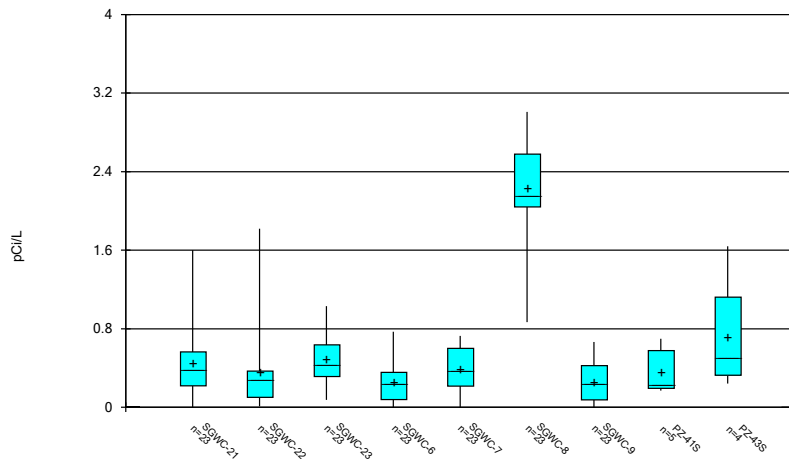
Constituent: Combined Radium 226 + 228 Analysis Run 5/8/2023 2:14 PM
 Plant Scherer Client: Southern Company Data: Scherer AP

Box & Whiskers Plot



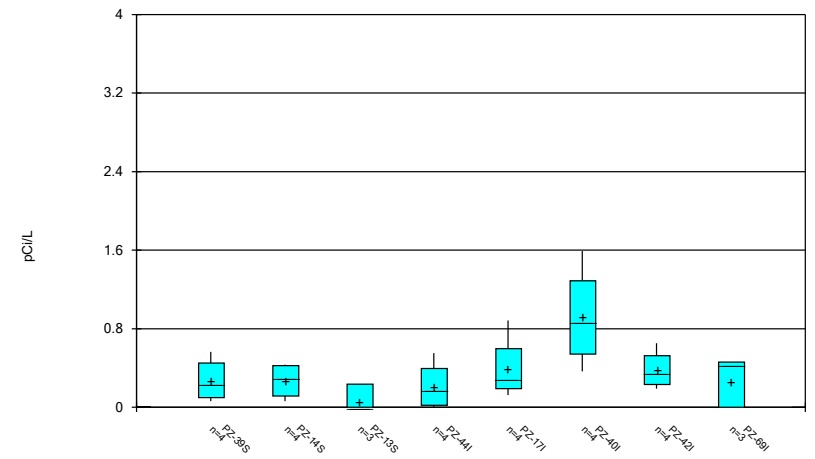
Constituent: Combined Radium 226 + 228 Analysis Run 5/8/2023 2:14 PM
 Plant Scherer Client: Southern Company Data: Scherer AP

Box & Whiskers Plot



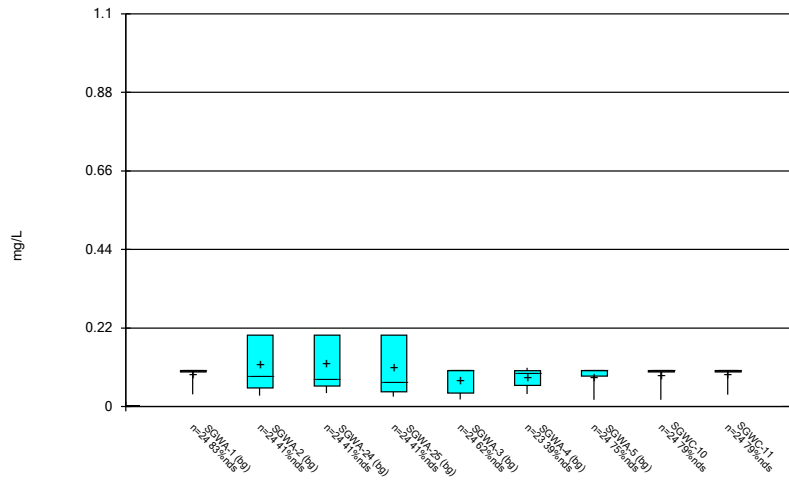
Constituent: Combined Radium 226 + 228 Analysis Run 5/8/2023 2:14 PM
 Plant Scherer Client: Southern Company Data: Scherer AP

Box & Whiskers Plot



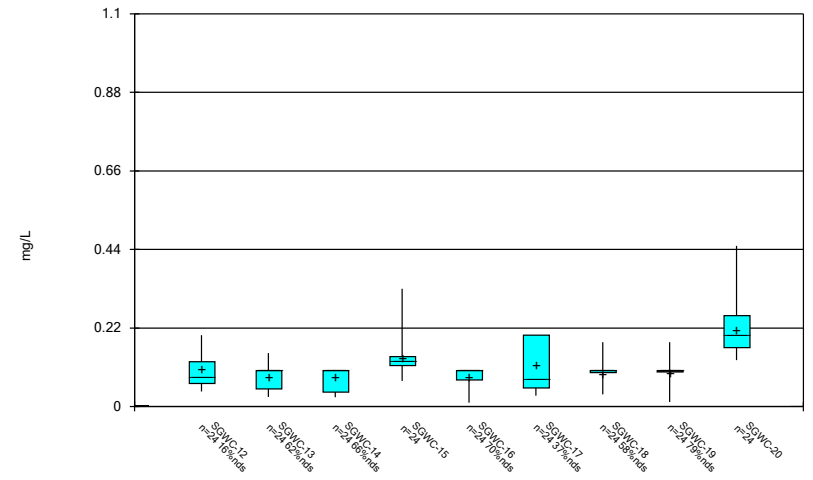
Constituent: Combined Radium 226 + 228 Analysis Run 5/8/2023 2:14 PM
 Plant Scherer Client: Southern Company Data: Scherer AP

Box & Whiskers Plot



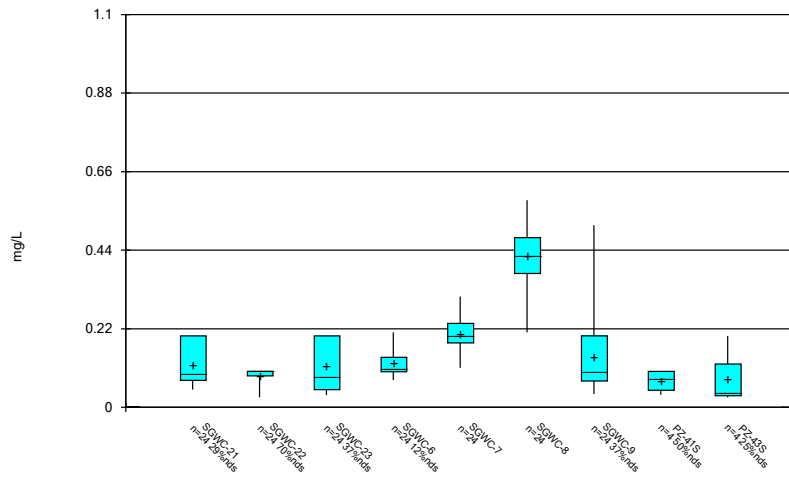
Constituent: Fluoride, total Analysis Run 5/8/2023 2:14 PM
 Plant Scherer Client: Southern Company Data: Scherer AP

Box & Whiskers Plot



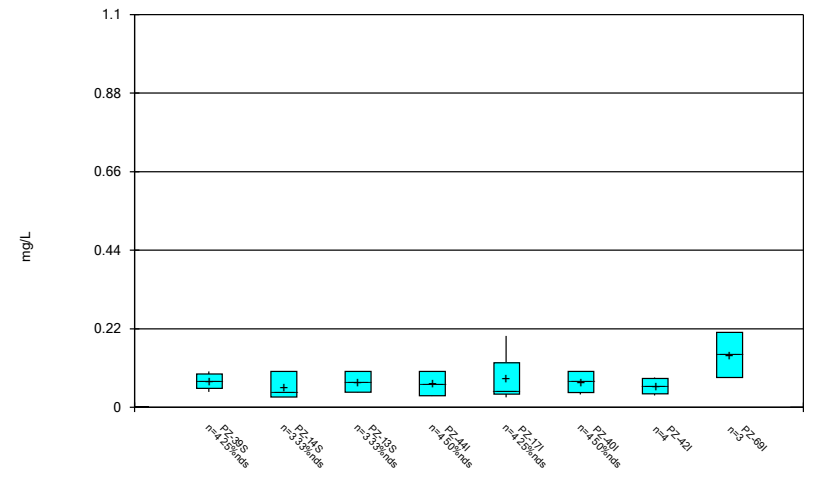
Constituent: Fluoride, total Analysis Run 5/8/2023 2:14 PM
 Plant Scherer Client: Southern Company Data: Scherer AP

Box & Whiskers Plot



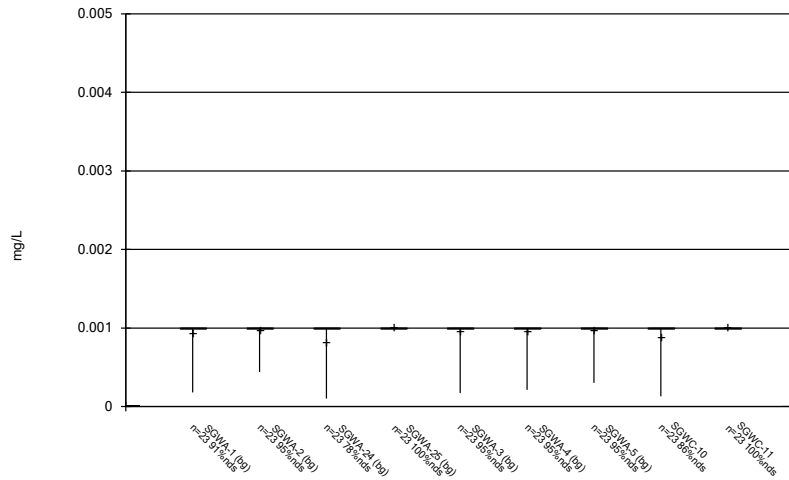
Constituent: Fluoride, total Analysis Run 5/8/2023 2:14 PM
 Plant Scherer Client: Southern Company Data: Scherer AP

Box & Whiskers Plot



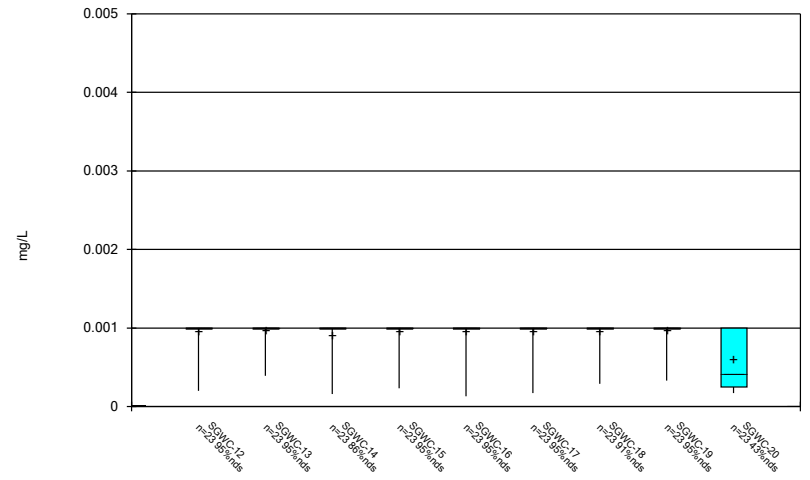
Constituent: Fluoride, total Analysis Run 5/8/2023 2:14 PM
 Plant Scherer Client: Southern Company Data: Scherer AP

Box & Whiskers Plot



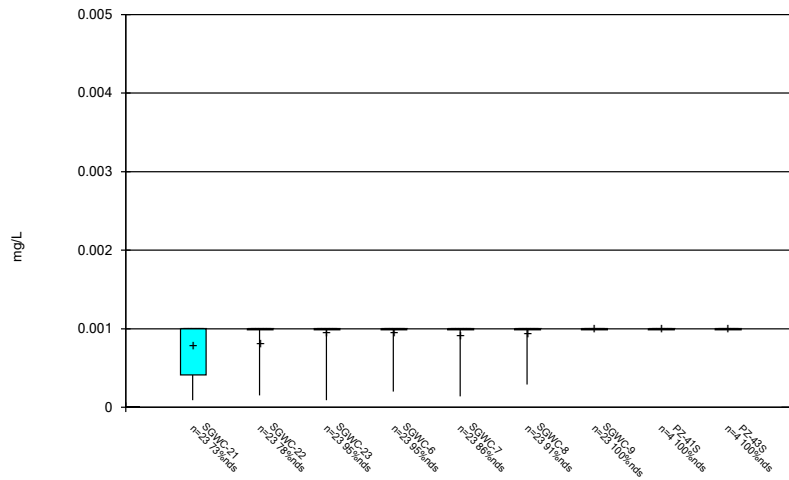
Constituent: Lead Analysis Run 5/8/2023 2:14 PM
 Plant Scherer Client: Southern Company Data: Scherer AP

Box & Whiskers Plot



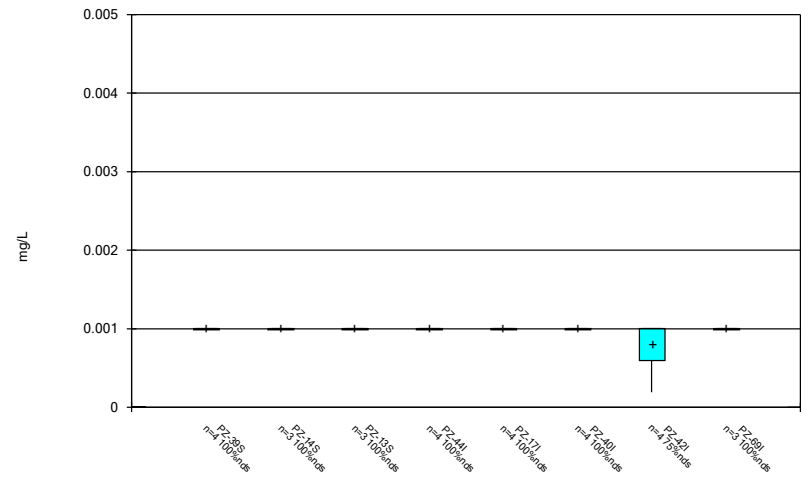
Constituent: Lead Analysis Run 5/8/2023 2:14 PM
 Plant Scherer Client: Southern Company Data: Scherer AP

Box & Whiskers Plot



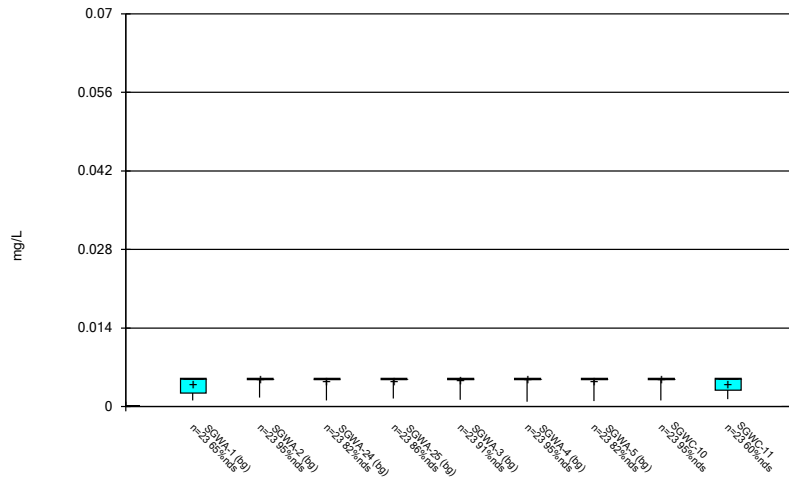
Constituent: Lead Analysis Run 5/8/2023 2:14 PM
 Plant Scherer Client: Southern Company Data: Scherer AP

Box & Whiskers Plot



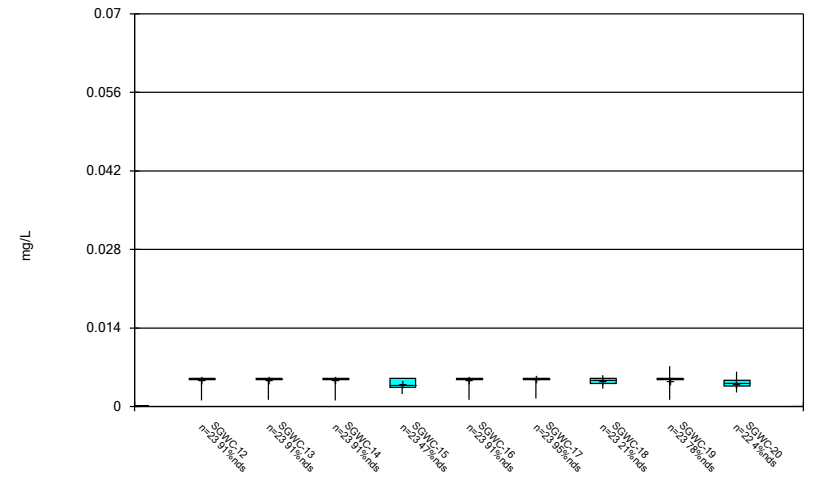
Constituent: Lead Analysis Run 5/8/2023 2:14 PM
 Plant Scherer Client: Southern Company Data: Scherer AP

Box & Whiskers Plot



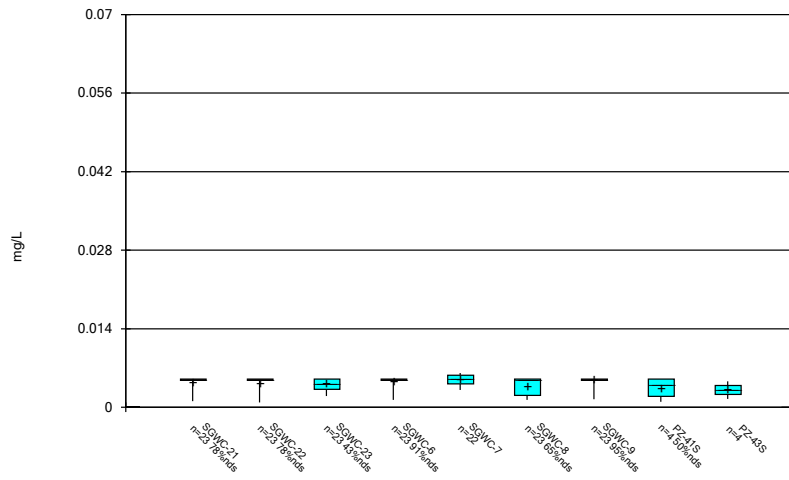
Constituent: Lithium Analysis Run 5/8/2023 2:14 PM
 Plant Scherer Client: Southern Company Data: Scherer AP

Box & Whiskers Plot



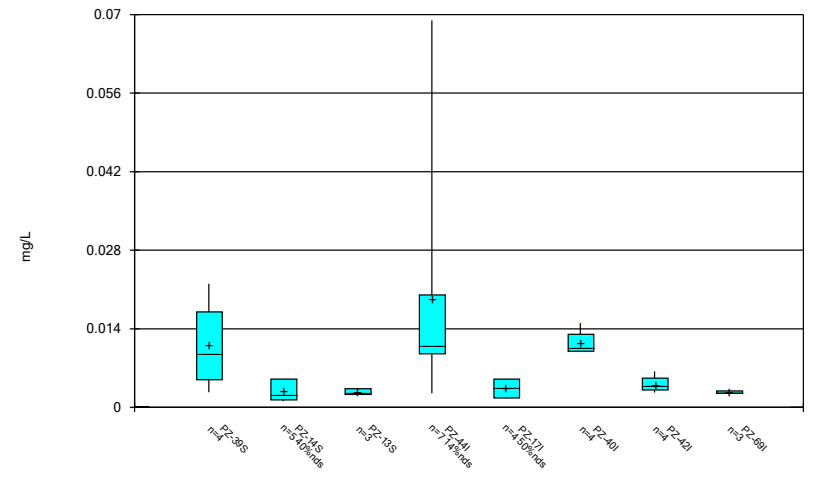
Constituent: Lithium Analysis Run 5/8/2023 2:14 PM
 Plant Scherer Client: Southern Company Data: Scherer AP

Box & Whiskers Plot



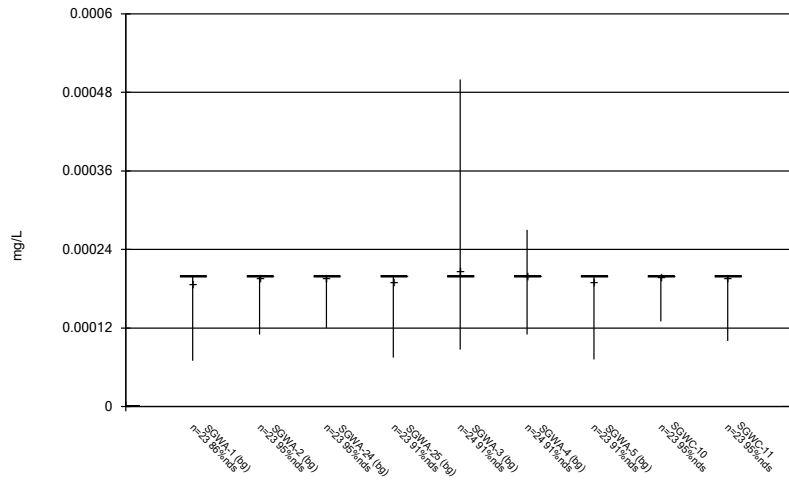
Constituent: Lithium Analysis Run 5/8/2023 2:14 PM
 Plant Scherer Client: Southern Company Data: Scherer AP

Box & Whiskers Plot



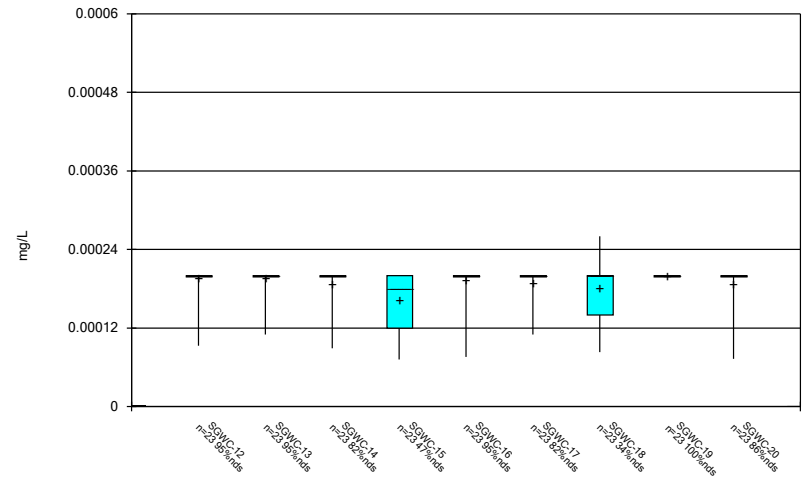
Constituent: Lithium Analysis Run 5/8/2023 2:14 PM
 Plant Scherer Client: Southern Company Data: Scherer AP

Box & Whiskers Plot



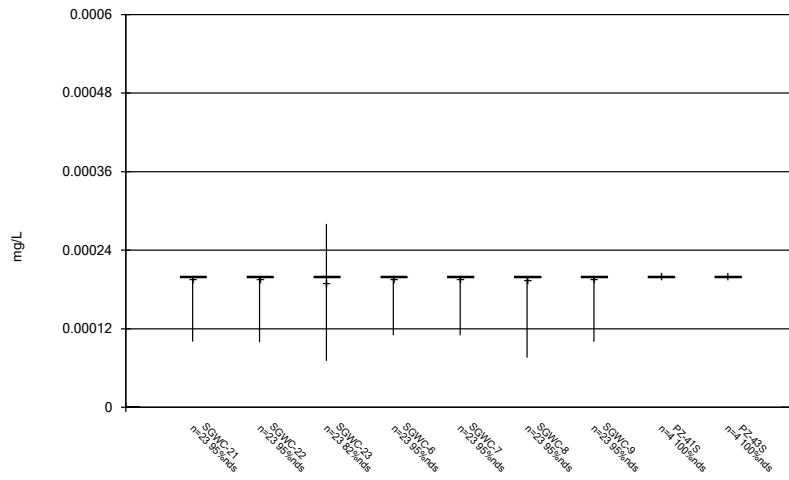
Constituent: Mercury Analysis Run 5/8/2023 2:14 PM
Plant Scherer Client: Southern Company Data: Scherer AP

Box & Whiskers Plot



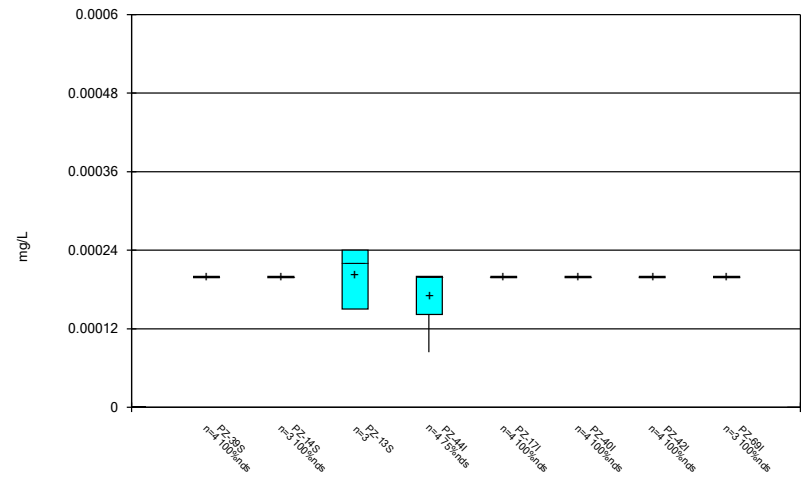
Constituent: Mercury Analysis Run 5/8/2023 2:14 PM
Plant Scherer Client: Southern Company Data: Scherer AP

Box & Whiskers Plot



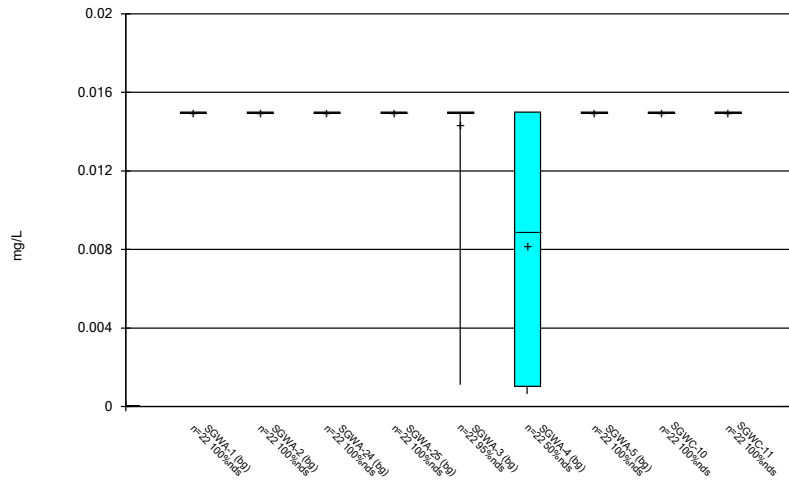
Constituent: Mercury Analysis Run 5/8/2023 2:14 PM
Plant Scherer Client: Southern Company Data: Scherer AP

Box & Whiskers Plot



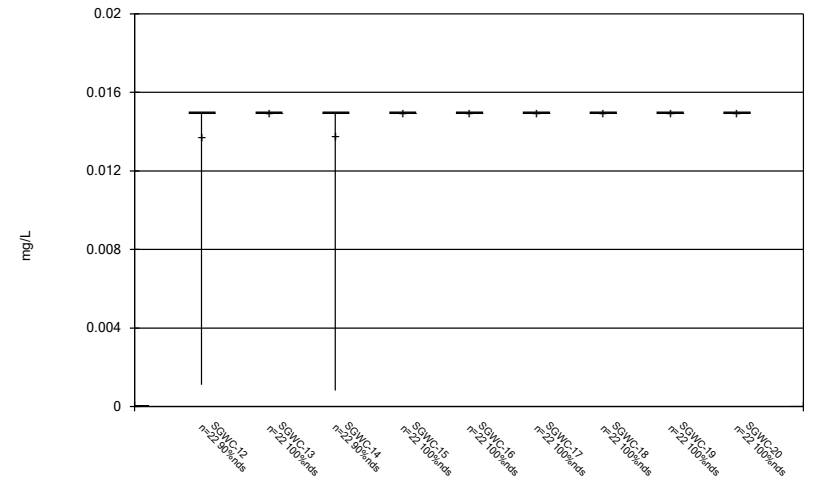
Constituent: Mercury Analysis Run 5/8/2023 2:14 PM
Plant Scherer Client: Southern Company Data: Scherer AP

Box & Whiskers Plot



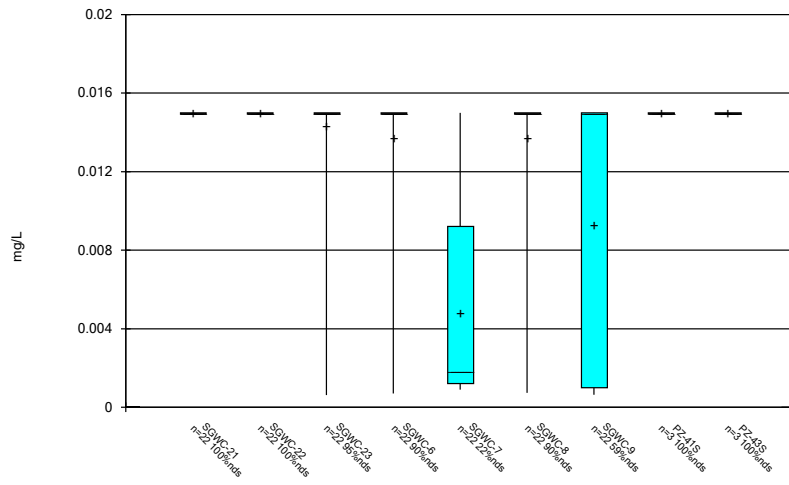
Constituent: Molybdenum Analysis Run 5/8/2023 2:14 PM
Plant Scherer Client: Southern Company Data: Scherer AP

Box & Whiskers Plot



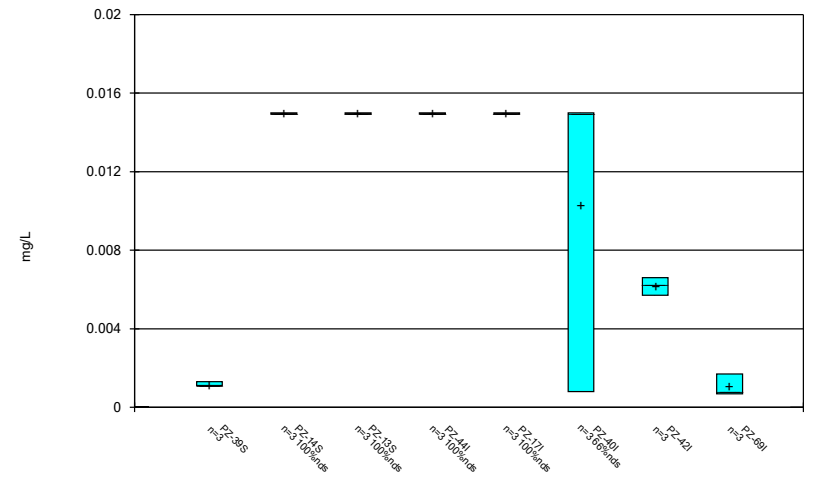
Constituent: Molybdenum Analysis Run 5/8/2023 2:14 PM
Plant Scherer Client: Southern Company Data: Scherer AP

Box & Whiskers Plot



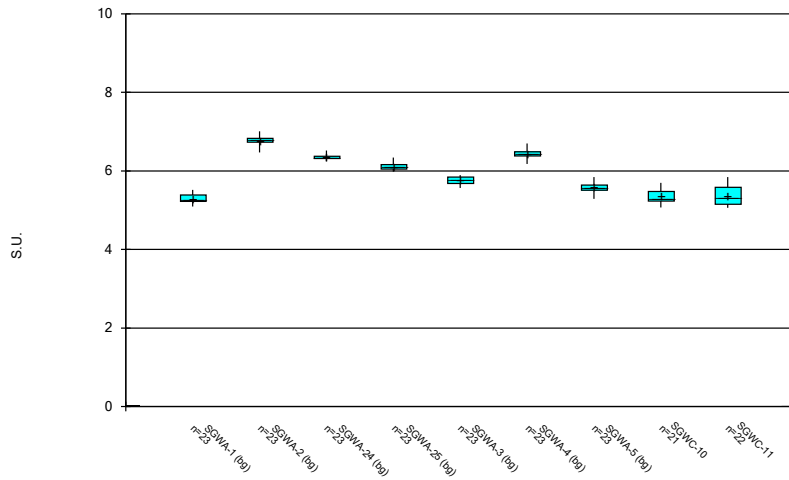
Constituent: Molybdenum Analysis Run 5/8/2023 2:14 PM
Plant Scherer Client: Southern Company Data: Scherer AP

Box & Whiskers Plot



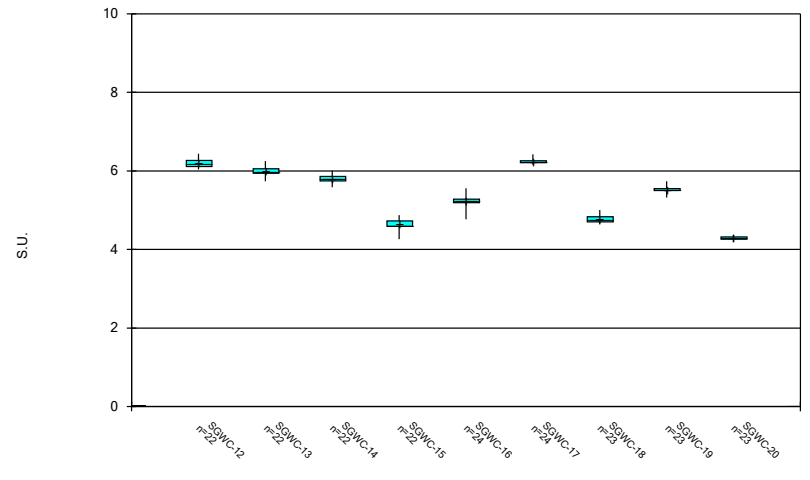
Constituent: Molybdenum Analysis Run 5/8/2023 2:14 PM
Plant Scherer Client: Southern Company Data: Scherer AP

Box & Whiskers Plot



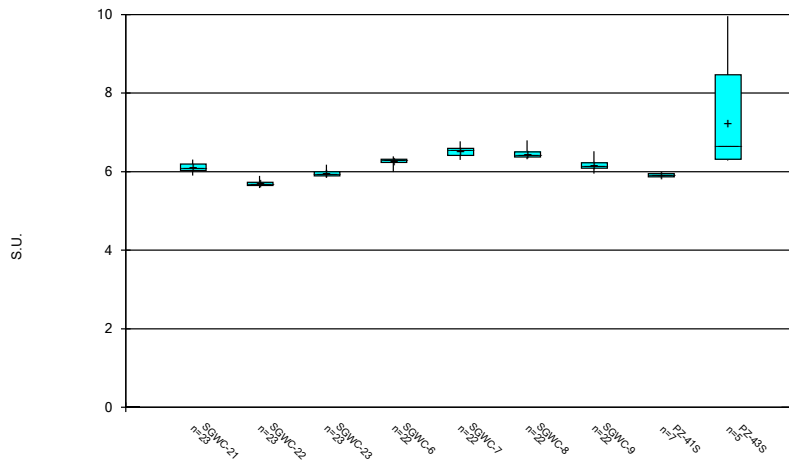
Constituent: pH Analysis Run 5/8/2023 2:14 PM
Plant Scherer Client: Southern Company Data: Scherer AP

Box & Whiskers Plot



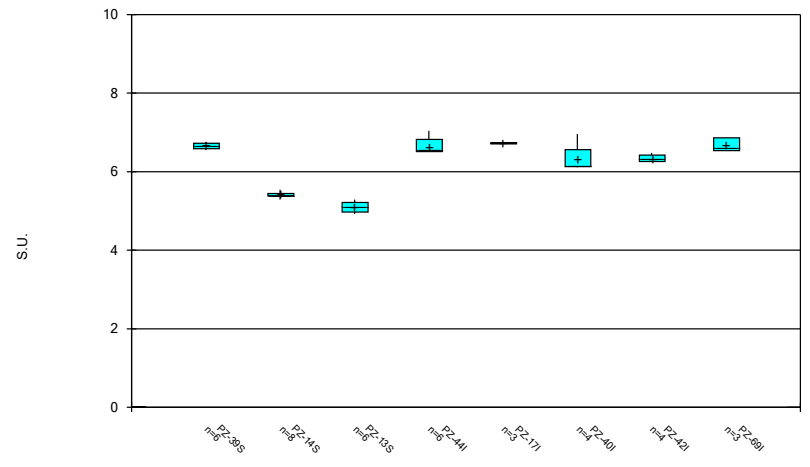
Constituent: pH Analysis Run 5/8/2023 2:14 PM
Plant Scherer Client: Southern Company Data: Scherer AP

Box & Whiskers Plot



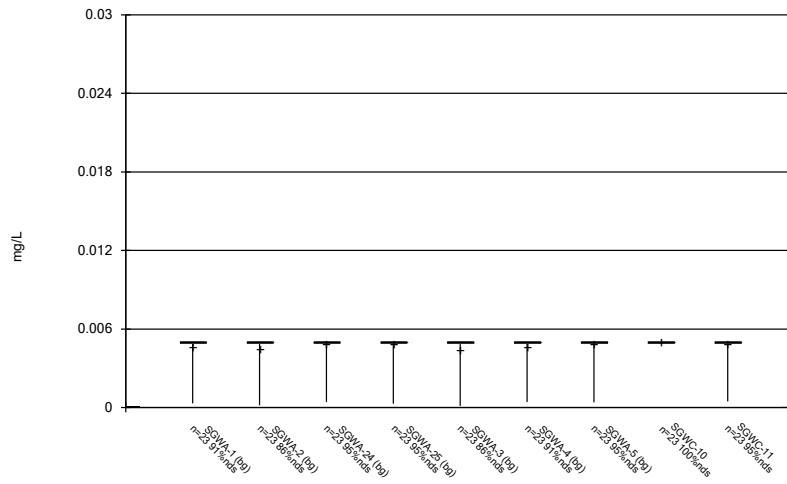
Constituent: pH Analysis Run 5/8/2023 2:14 PM
Plant Scherer Client: Southern Company Data: Scherer AP

Box & Whiskers Plot



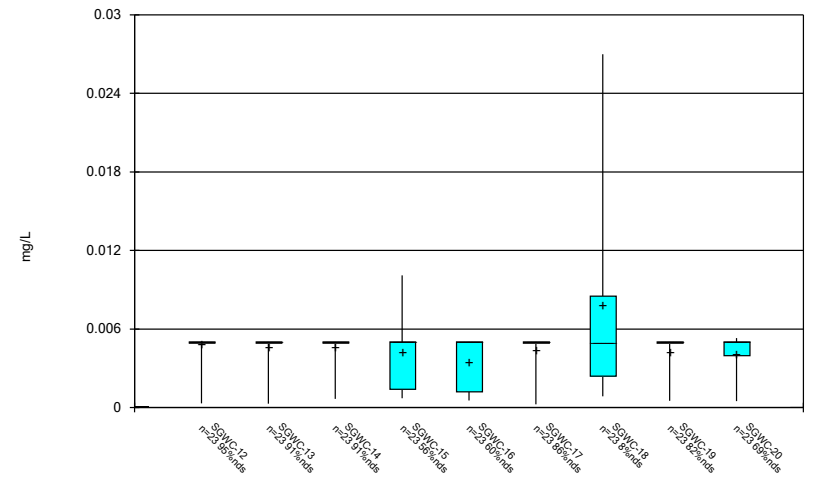
Constituent: pH Analysis Run 5/8/2023 2:14 PM
Plant Scherer Client: Southern Company Data: Scherer AP

Box & Whiskers Plot



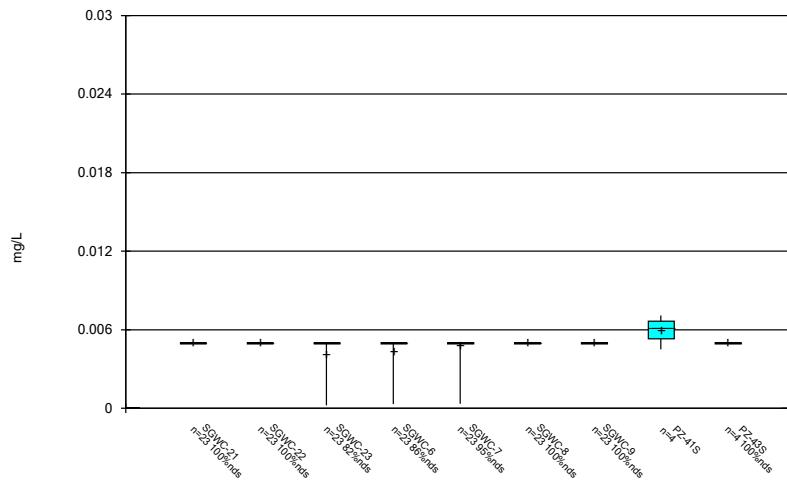
Constituent: Selenium Analysis Run 5/8/2023 2:14 PM
 Plant Scherer Client: Southern Company Data: Scherer AP

Box & Whiskers Plot



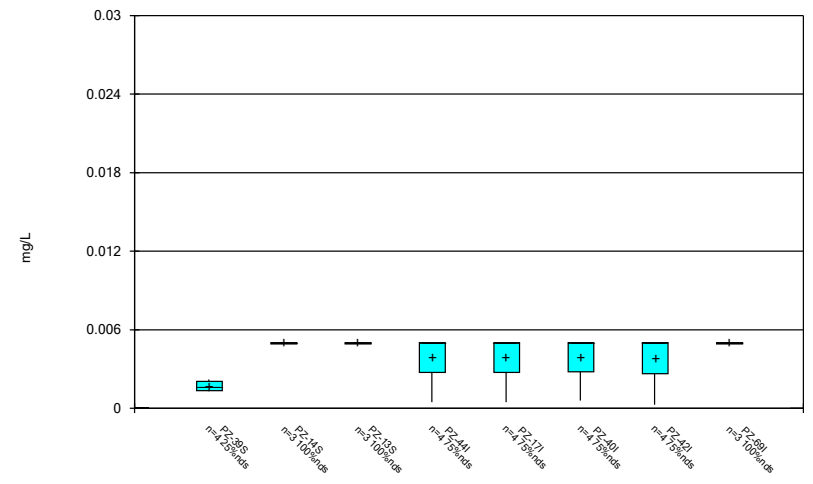
Constituent: Selenium Analysis Run 5/8/2023 2:14 PM
 Plant Scherer Client: Southern Company Data: Scherer AP

Box & Whiskers Plot



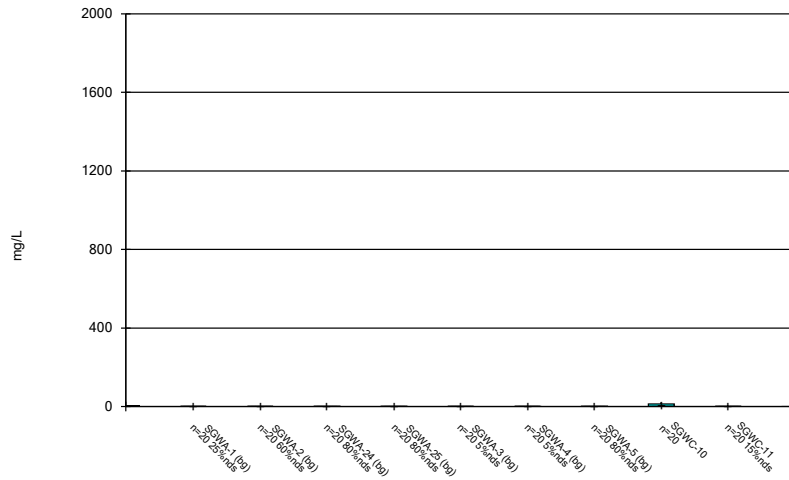
Constituent: Selenium Analysis Run 5/8/2023 2:14 PM
 Plant Scherer Client: Southern Company Data: Scherer AP

Box & Whiskers Plot



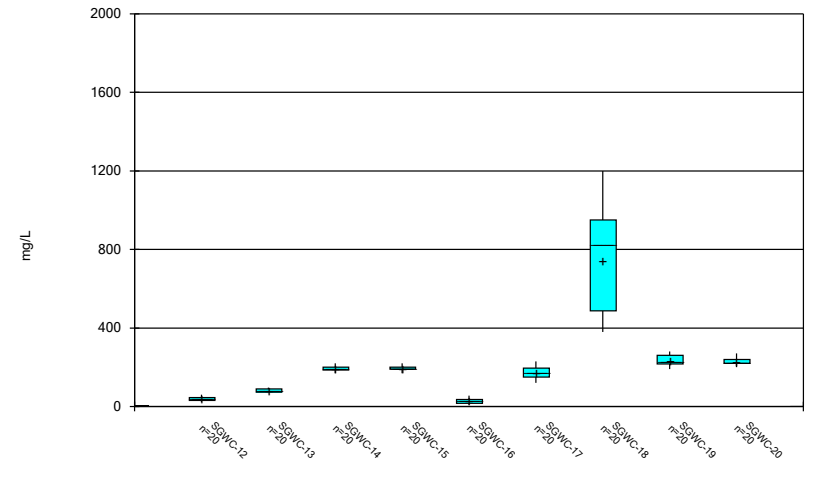
Constituent: Selenium Analysis Run 5/8/2023 2:14 PM
 Plant Scherer Client: Southern Company Data: Scherer AP

Box & Whiskers Plot



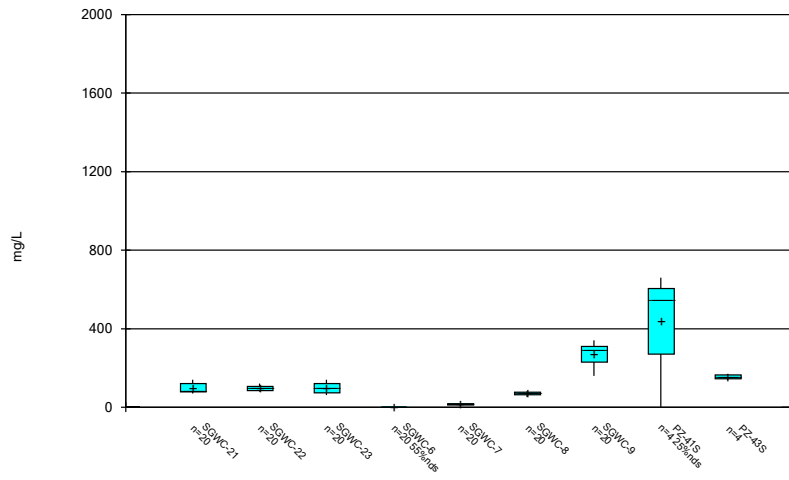
Constituent: Sulfate, total Analysis Run 5/8/2023 2:14 PM
 Plant Scherer Client: Southern Company Data: Scherer AP

Box & Whiskers Plot



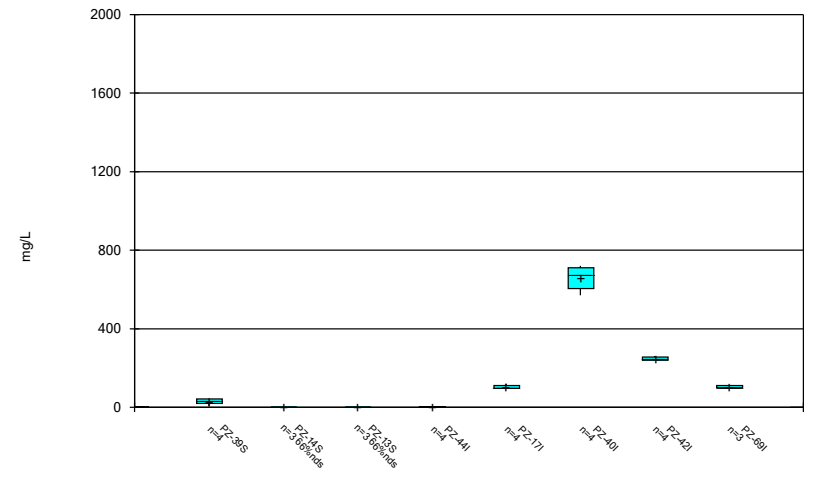
Constituent: Sulfate, total Analysis Run 5/8/2023 2:14 PM
 Plant Scherer Client: Southern Company Data: Scherer AP

Box & Whiskers Plot



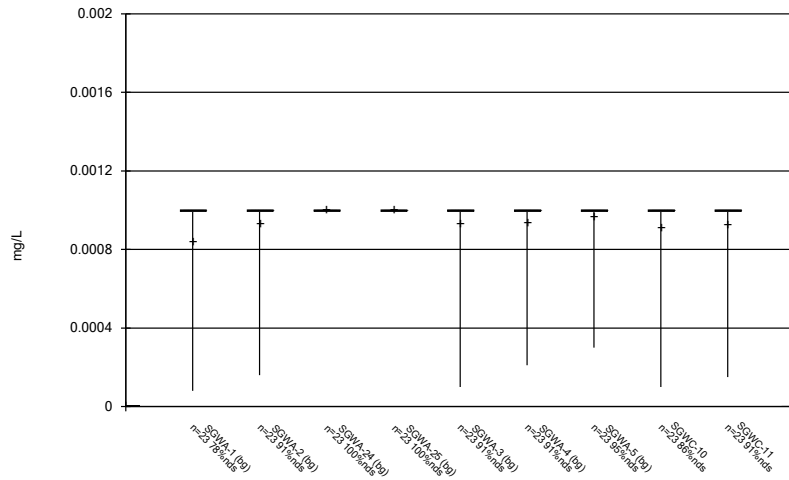
Constituent: Sulfate, total Analysis Run 5/8/2023 2:14 PM
 Plant Scherer Client: Southern Company Data: Scherer AP

Box & Whiskers Plot



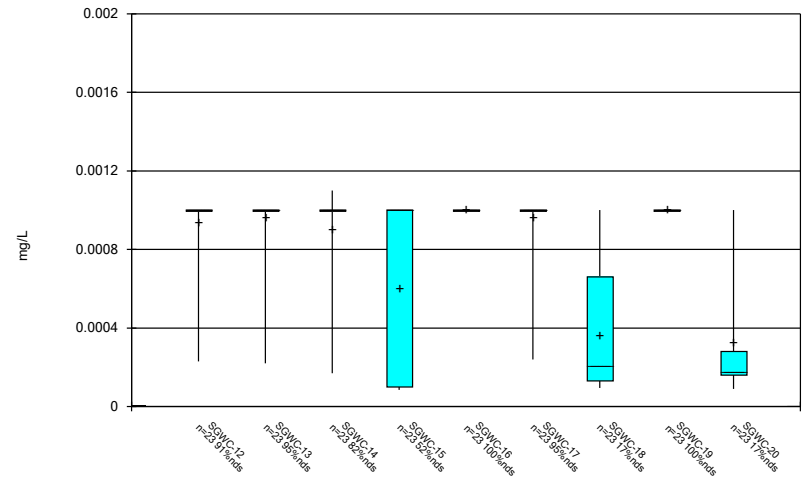
Constituent: Sulfate, total Analysis Run 5/8/2023 2:14 PM
 Plant Scherer Client: Southern Company Data: Scherer AP

Box & Whiskers Plot



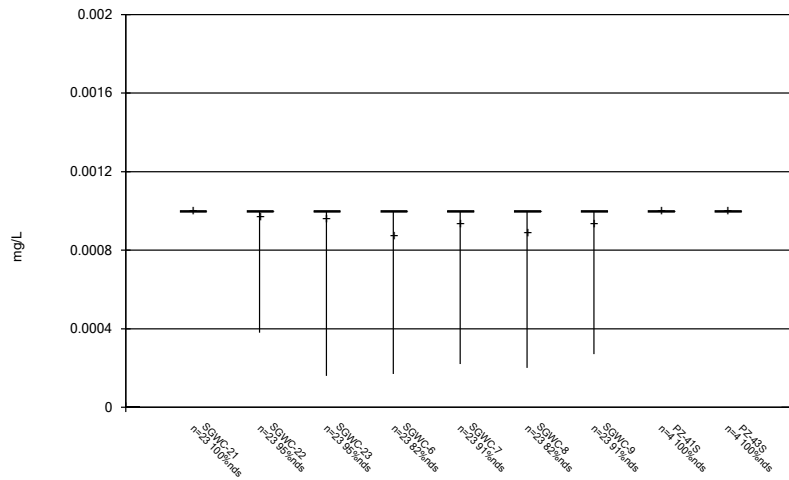
Constituent: Thallium Analysis Run 5/8/2023 2:14 PM
 Plant Scherer Client: Southern Company Data: Scherer AP

Box & Whiskers Plot



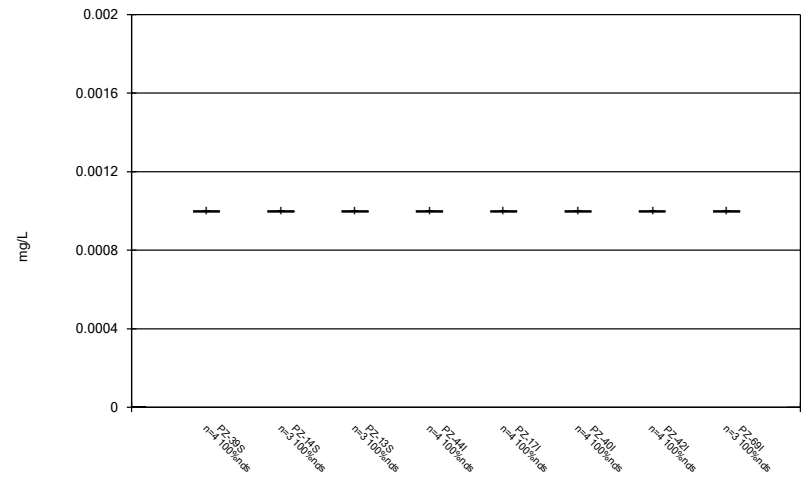
Constituent: Thallium Analysis Run 5/8/2023 2:14 PM
 Plant Scherer Client: Southern Company Data: Scherer AP

Box & Whiskers Plot



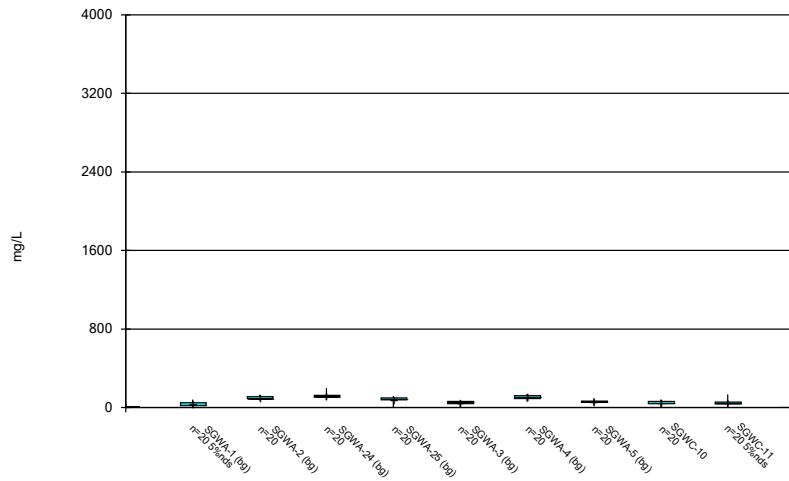
Constituent: Thallium Analysis Run 5/8/2023 2:14 PM
 Plant Scherer Client: Southern Company Data: Scherer AP

Box & Whiskers Plot



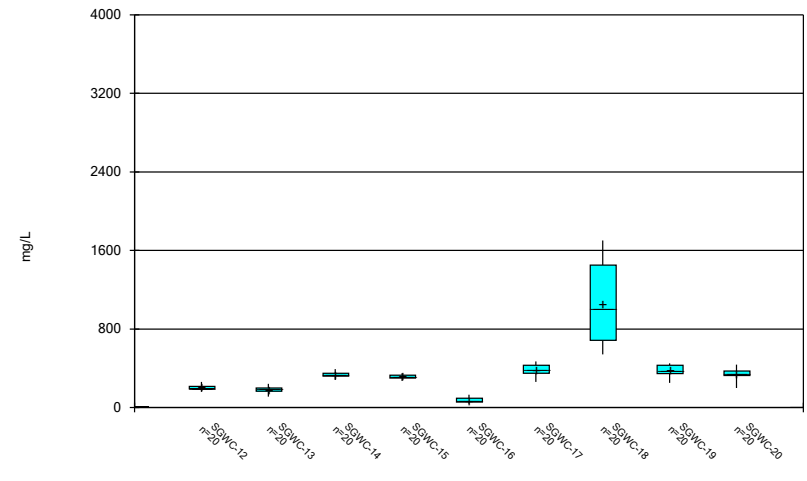
Constituent: Thallium Analysis Run 5/8/2023 2:14 PM
 Plant Scherer Client: Southern Company Data: Scherer AP

Box & Whiskers Plot



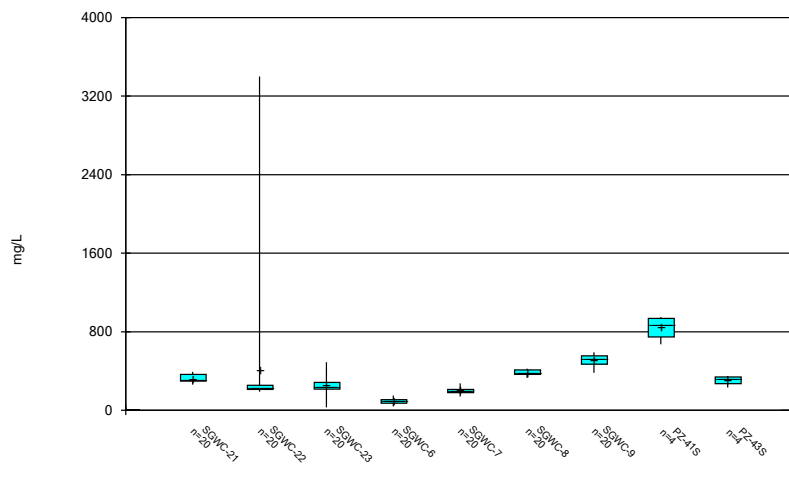
Constituent: Total Dissolved Solids [TDS] Analysis Run 5/8/2023 2:14 PM
 Plant Scherer Client: Southern Company Data: Scherer AP

Box & Whiskers Plot



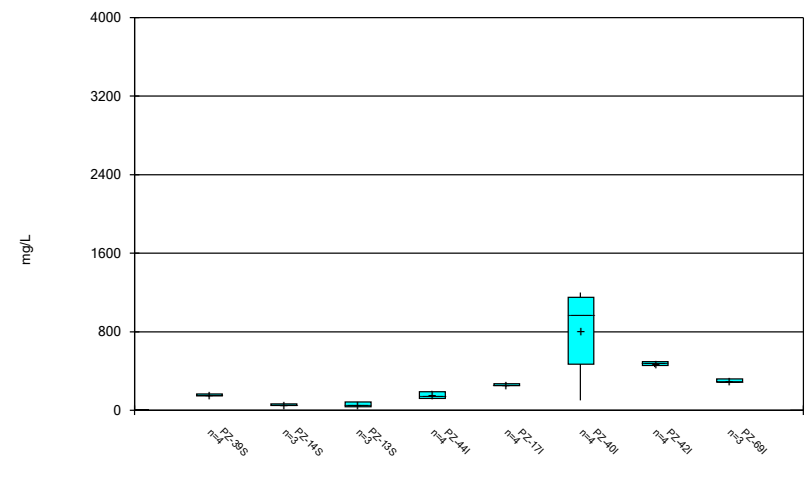
Constituent: Total Dissolved Solids [TDS] Analysis Run 5/8/2023 2:14 PM
 Plant Scherer Client: Southern Company Data: Scherer AP

Box & Whiskers Plot



Constituent: Total Dissolved Solids [TDS] Analysis Run 5/8/2023 2:14 PM
 Plant Scherer Client: Southern Company Data: Scherer AP

Box & Whiskers Plot



Constituent: Total Dissolved Solids [TDS] Analysis Run 5/8/2023 2:14 PM
 Plant Scherer Client: Southern Company Data: Scherer AP

FIGURE C.

Outlier Summary

Plant Scherer Client: Southern Company Data: Scherer AP Printed 5/8/2023, 2:09 PM

	SGWC-8 Chromium (mg/L)	SGWA-4 Fluoride, total (mg/L)	SGWC-20 Lithium (mg/L)	SGWC-7 Lithium (mg/L)
5/11/2016				<0.05 (O)
5/12/2016			<0.05 (O)	
8/18/2022	0.055 (o)			
2/22/2023		0.6 (o)		

FIGURE D.

Appendix III Interwell Prediction Limits - Significant Results

Plant Scherer Client: Southern Company Data: Scherer AP Printed 5/8/2023, 1:42 PM

Constituent	Well	Upper Lim.	Lower Lim.	Date	Obsrv.	Sig.	Bg N	Bg Mean	Std. Dev.	%NDs	ND Adj.	Transform	Alpha	Method
Boron, total (mg/L)	SGWC-10	0.18	n/a	2/22/2023	0.28	Yes	140	n/a	n/a	91.43	n/a	n/a	0.00009905	NP Inter (NDs) 1 of 2
Boron, total (mg/L)	SGWC-11	0.18	n/a	2/22/2023	0.75	Yes	140	n/a	n/a	91.43	n/a	n/a	0.00009905	NP Inter (NDs) 1 of 2
Boron, total (mg/L)	SGWC-13	0.18	n/a	2/23/2023	0.69	Yes	140	n/a	n/a	91.43	n/a	n/a	0.00009905	NP Inter (NDs) 1 of 2
Boron, total (mg/L)	SGWC-14	0.18	n/a	2/23/2023	1.7	Yes	140	n/a	n/a	91.43	n/a	n/a	0.00009905	NP Inter (NDs) 1 of 2
Boron, total (mg/L)	SGWC-15	0.18	n/a	2/23/2023	2.2	Yes	140	n/a	n/a	91.43	n/a	n/a	0.00009905	NP Inter (NDs) 1 of 2
Boron, total (mg/L)	SGWC-16	0.18	n/a	2/23/2023	0.87	Yes	140	n/a	n/a	91.43	n/a	n/a	0.00009905	NP Inter (NDs) 1 of 2
Boron, total (mg/L)	SGWC-17	0.18	n/a	2/22/2023	0.34	Yes	140	n/a	n/a	91.43	n/a	n/a	0.00009905	NP Inter (NDs) 1 of 2
Boron, total (mg/L)	SGWC-18	0.18	n/a	2/22/2023	8.1	Yes	140	n/a	n/a	91.43	n/a	n/a	0.00009905	NP Inter (NDs) 1 of 2
Boron, total (mg/L)	SGWC-19	0.18	n/a	2/22/2023	2	Yes	140	n/a	n/a	91.43	n/a	n/a	0.00009905	NP Inter (NDs) 1 of 2
Boron, total (mg/L)	SGWC-20	0.18	n/a	2/22/2023	1.7	Yes	140	n/a	n/a	91.43	n/a	n/a	0.00009905	NP Inter (NDs) 1 of 2
Boron, total (mg/L)	SGWC-21	0.18	n/a	2/23/2023	1.3	Yes	140	n/a	n/a	91.43	n/a	n/a	0.00009905	NP Inter (NDs) 1 of 2
Boron, total (mg/L)	SGWC-22	0.18	n/a	2/23/2023	0.63	Yes	140	n/a	n/a	91.43	n/a	n/a	0.00009905	NP Inter (NDs) 1 of 2
Boron, total (mg/L)	SGWC-23	0.18	n/a	2/23/2023	0.81	Yes	140	n/a	n/a	91.43	n/a	n/a	0.00009905	NP Inter (NDs) 1 of 2
Boron, total (mg/L)	SGWC-9	0.18	n/a	2/22/2023	1.6	Yes	140	n/a	n/a	91.43	n/a	n/a	0.00009905	NP Inter (NDs) 1 of 2
Calcium, total (mg/L)	SGWC-12	20	n/a	2/23/2023	21	Yes	140	n/a	n/a	0	n/a	n/a	0.00009905	NP Inter (normality) 1 of 2
Calcium, total (mg/L)	SGWC-14	20	n/a	2/23/2023	37	Yes	140	n/a	n/a	0	n/a	n/a	0.00009905	NP Inter (normality) 1 of 2
Calcium, total (mg/L)	SGWC-17	20	n/a	2/22/2023	56	Yes	140	n/a	n/a	0	n/a	n/a	0.00009905	NP Inter (normality) 1 of 2
Calcium, total (mg/L)	SGWC-18	20	n/a	2/22/2023	41	Yes	140	n/a	n/a	0	n/a	n/a	0.00009905	NP Inter (normality) 1 of 2
Calcium, total (mg/L)	SGWC-19	20	n/a	2/22/2023	38	Yes	140	n/a	n/a	0	n/a	n/a	0.00009905	NP Inter (normality) 1 of 2
Calcium, total (mg/L)	SGWC-21	20	n/a	2/23/2023	34	Yes	140	n/a	n/a	0	n/a	n/a	0.00009905	NP Inter (normality) 1 of 2
Calcium, total (mg/L)	SGWC-22	20	n/a	2/23/2023	34	Yes	140	n/a	n/a	0	n/a	n/a	0.00009905	NP Inter (normality) 1 of 2
Calcium, total (mg/L)	SGWC-23	20	n/a	2/23/2023	22	Yes	140	n/a	n/a	0	n/a	n/a	0.00009905	NP Inter (normality) 1 of 2
Calcium, total (mg/L)	SGWC-8	20	n/a	2/22/2023	41	Yes	140	n/a	n/a	0	n/a	n/a	0.00009905	NP Inter (normality) 1 of 2
Calcium, total (mg/L)	SGWC-9	20	n/a	2/22/2023	36	Yes	140	n/a	n/a	0	n/a	n/a	0.00009905	NP Inter (normality) 1 of 2
Chloride, Total (mg/L)	SGWC-10	3.132	n/a	2/22/2023	9	Yes	140	0.6258	0.2478	0	None	ln(x)	0.000418	Param Inter 1 of 2
Chloride, Total (mg/L)	SGWC-11	3.132	n/a	2/22/2023	9.9	Yes	140	0.6258	0.2478	0	None	ln(x)	0.000418	Param Inter 1 of 2
Chloride, Total (mg/L)	SGWC-12	3.132	n/a	2/23/2023	9.6	Yes	140	0.6258	0.2478	0	None	ln(x)	0.000418	Param Inter 1 of 2
Chloride, Total (mg/L)	SGWC-13	3.132	n/a	2/23/2023	11	Yes	140	0.6258	0.2478	0	None	ln(x)	0.000418	Param Inter 1 of 2
Chloride, Total (mg/L)	SGWC-14	3.132	n/a	2/23/2023	12	Yes	140	0.6258	0.2478	0	None	ln(x)	0.000418	Param Inter 1 of 2
Chloride, Total (mg/L)	SGWC-15	3.132	n/a	2/23/2023	11	Yes	140	0.6258	0.2478	0	None	ln(x)	0.000418	Param Inter 1 of 2
Chloride, Total (mg/L)	SGWC-16	3.132	n/a	2/23/2023	9.8	Yes	140	0.6258	0.2478	0	None	ln(x)	0.000418	Param Inter 1 of 2
Chloride, Total (mg/L)	SGWC-17	3.132	n/a	2/22/2023	8.1	Yes	140	0.6258	0.2478	0	None	ln(x)	0.000418	Param Inter 1 of 2
Chloride, Total (mg/L)	SGWC-18	3.132	n/a	2/22/2023	13	Yes	140	0.6258	0.2478	0	None	ln(x)	0.000418	Param Inter 1 of 2
Chloride, Total (mg/L)	SGWC-19	3.132	n/a	2/22/2023	10	Yes	140	0.6258	0.2478	0	None	ln(x)	0.000418	Param Inter 1 of 2
Chloride, Total (mg/L)	SGWC-20	3.132	n/a	2/22/2023	8.8	Yes	140	0.6258	0.2478	0	None	ln(x)	0.000418	Param Inter 1 of 2
Chloride, Total (mg/L)	SGWC-21	3.132	n/a	2/23/2023	8.9	Yes	140	0.6258	0.2478	0	None	ln(x)	0.000418	Param Inter 1 of 2
Chloride, Total (mg/L)	SGWC-22	3.132	n/a	2/23/2023	11	Yes	140	0.6258	0.2478	0	None	ln(x)	0.000418	Param Inter 1 of 2
Chloride, Total (mg/L)	SGWC-23	3.132	n/a	2/23/2023	12	Yes	140	0.6258	0.2478	0	None	ln(x)	0.000418	Param Inter 1 of 2
Chloride, Total (mg/L)	SGWC-7	3.132	n/a	2/22/2023	3.6	Yes	140	0.6258	0.2478	0	None	ln(x)	0.000418	Param Inter 1 of 2
Chloride, Total (mg/L)	SGWC-8	3.132	n/a	2/22/2023	18	Yes	140	0.6258	0.2478	0	None	ln(x)	0.000418	Param Inter 1 of 2
Chloride, Total (mg/L)	SGWC-9	3.132	n/a	2/22/2023	18	Yes	140	0.6258	0.2478	0	None	ln(x)	0.000418	Param Inter 1 of 2
Fluoride, total (mg/L)	SGWC-8	0.16	n/a	2/22/2023	0.52	Yes	167	n/a	n/a	55.09	n/a	n/a	0.00007067	NP Inter (NDs) 1 of 2
pH (S.U.)	SGWC-15	7.01	5.09	2/23/2023	4.59	Yes	161	n/a	n/a	0	n/a	n/a	0.0001508	NP Inter (normality) 1 of 2
pH (S.U.)	SGWC-18	7.01	5.09	2/22/2023	5	Yes	161	n/a	n/a	0	n/a	n/a	0.0001508	NP Inter (normality) 1 of 2
pH (S.U.)	SGWC-20	7.01	5.09	2/22/2023	4.38	Yes	161	n/a	n/a	0	n/a	n/a	0.0001508	NP Inter (normality) 1 of 2
Sulfate, total (mg/L)	SGWC-10	3.75	n/a	2/22/2023	18	Yes	140	n/a	n/a	47.86	n/a	n/a	0.00009905	NP Inter (normality) 1 of 2
Sulfate, total (mg/L)	SGWC-12	3.75	n/a	2/23/2023	57	Yes	140	n/a	n/a	47.86	n/a	n/a	0.00009905	NP Inter (normality) 1 of 2
Sulfate, total (mg/L)	SGWC-13	3.75	n/a	2/23/2023	96	Yes	140	n/a	n/a	47.86	n/a	n/a	0.00009905	NP Inter (normality) 1 of 2
Sulfate, total (mg/L)	SGWC-14	3.75	n/a	2/23/2023	210	Yes	140	n/a	n/a	47.86	n/a	n/a	0.00009905	NP Inter (normality) 1 of 2
Sulfate, total (mg/L)	SGWC-15	3.75	n/a	2/23/2023	190	Yes	140	n/a	n/a	47.86	n/a	n/a	0.00009905	NP Inter (normality) 1 of 2
Sulfate, total (mg/L)	SGWC-16	3.75	n/a	2/23/2023	55	Yes	140	n/a	n/a	47.86	n/a	n/a	0.00009905	NP Inter (normality) 1 of 2
Sulfate, total (mg/L)	SGWC-17	3.75	n/a	2/22/2023	230	Yes	140	n/a	n/a	47.86	n/a	n/a	0.00009905	NP Inter (normality) 1 of 2
Sulfate, total (mg/L)	SGWC-18	3.75	n/a	2/22/2023	790	Yes	140	n/a	n/a	47.86	n/a	n/a	0.00009905	NP Inter (normality) 1 of 2
Sulfate, total (mg/L)	SGWC-19	3.75	n/a	2/22/2023	260	Yes	140	n/a	n/a	47.86	n/a	n/a	0.00009905	NP Inter (normality) 1 of 2
Sulfate, total (mg/L)	SGWC-20	3.75	n/a	2/22/2023	230	Yes	140	n/a	n/a	47.86	n/a	n/a	0.00009905	NP Inter (normality) 1 of 2

Appendix III Interwell Prediction Limits - Significant Results

Plant Scherer Client: Southern Company Data: Scherer AP Printed 5/8/2023, 1:42 PM

Constituent	Well	Upper Lim.	Lower Lim.	Date	Observ.	Sig.	Bg N	Bg Mean	Std. Dev.	%NDs	ND Adj.	Transform	Alpha	Method
Sulfate, total (mg/L)	SGWC-21	3.75	n/a	2/23/2023	120	Yes	140	n/a	n/a	47.86	n/a	n/a	0.00009905	NP Inter (normality) 1 of 2
Sulfate, total (mg/L)	SGWC-22	3.75	n/a	2/23/2023	120	Yes	140	n/a	n/a	47.86	n/a	n/a	0.00009905	NP Inter (normality) 1 of 2
Sulfate, total (mg/L)	SGWC-23	3.75	n/a	2/23/2023	64	Yes	140	n/a	n/a	47.86	n/a	n/a	0.00009905	NP Inter (normality) 1 of 2
Sulfate, total (mg/L)	SGWC-7	3.75	n/a	2/22/2023	6.7	Yes	140	n/a	n/a	47.86	n/a	n/a	0.00009905	NP Inter (normality) 1 of 2
Sulfate, total (mg/L)	SGWC-8	3.75	n/a	2/22/2023	52	Yes	140	n/a	n/a	47.86	n/a	n/a	0.00009905	NP Inter (normality) 1 of 2
Sulfate, total (mg/L)	SGWC-9	3.75	n/a	2/22/2023	200	Yes	140	n/a	n/a	47.86	n/a	n/a	0.00009905	NP Inter (normality) 1 of 2
Total Dissolved Solids [TDS] (mg/L)	SGWC-12	200	n/a	2/23/2023	220	Yes	140	n/a	n/a	0.7143	n/a	n/a	0.00009905	NP Inter (normality) 1 of 2
Total Dissolved Solids [TDS] (mg/L)	SGWC-13	200	n/a	2/23/2023	230	Yes	140	n/a	n/a	0.7143	n/a	n/a	0.00009905	NP Inter (normality) 1 of 2
Total Dissolved Solids [TDS] (mg/L)	SGWC-14	200	n/a	2/23/2023	390	Yes	140	n/a	n/a	0.7143	n/a	n/a	0.00009905	NP Inter (normality) 1 of 2
Total Dissolved Solids [TDS] (mg/L)	SGWC-15	200	n/a	2/23/2023	300	Yes	140	n/a	n/a	0.7143	n/a	n/a	0.00009905	NP Inter (normality) 1 of 2
Total Dissolved Solids [TDS] (mg/L)	SGWC-17	200	n/a	2/22/2023	470	Yes	140	n/a	n/a	0.7143	n/a	n/a	0.00009905	NP Inter (normality) 1 of 2
Total Dissolved Solids [TDS] (mg/L)	SGWC-18	200	n/a	2/22/2023	1200	Yes	140	n/a	n/a	0.7143	n/a	n/a	0.00009905	NP Inter (normality) 1 of 2
Total Dissolved Solids [TDS] (mg/L)	SGWC-19	200	n/a	2/22/2023	440	Yes	140	n/a	n/a	0.7143	n/a	n/a	0.00009905	NP Inter (normality) 1 of 2
Total Dissolved Solids [TDS] (mg/L)	SGWC-20	200	n/a	2/22/2023	350	Yes	140	n/a	n/a	0.7143	n/a	n/a	0.00009905	NP Inter (normality) 1 of 2
Total Dissolved Solids [TDS] (mg/L)	SGWC-21	200	n/a	2/23/2023	350	Yes	140	n/a	n/a	0.7143	n/a	n/a	0.00009905	NP Inter (normality) 1 of 2
Total Dissolved Solids [TDS] (mg/L)	SGWC-22	200	n/a	2/23/2023	260	Yes	140	n/a	n/a	0.7143	n/a	n/a	0.00009905	NP Inter (normality) 1 of 2
Total Dissolved Solids [TDS] (mg/L)	SGWC-23	200	n/a	2/23/2023	210	Yes	140	n/a	n/a	0.7143	n/a	n/a	0.00009905	NP Inter (normality) 1 of 2
Total Dissolved Solids [TDS] (mg/L)	SGWC-8	200	n/a	2/22/2023	350	Yes	140	n/a	n/a	0.7143	n/a	n/a	0.00009905	NP Inter (normality) 1 of 2
Total Dissolved Solids [TDS] (mg/L)	SGWC-9	200	n/a	2/22/2023	430	Yes	140	n/a	n/a	0.7143	n/a	n/a	0.00009905	NP Inter (normality) 1 of 2

Appendix III Interwell Prediction Limits - All Results

Plant Scherer Client: Southern Company Data: Scherer AP Printed 5/8/2023, 1:42 PM

Constituent	Well	Upper Lim.	Lower Lim.	Date	Obsrv.	Sig.	Bg N	Bg Mean	Std. Dev.	%NDs	ND Adj.	Transform	Alpha	Method
Boron, total (mg/L)	SGWC-10	0.18	n/a	2/22/2023	0.28	Yes	140	n/a	n/a	91.43	n/a	n/a	0.00009905	NP Inter (NDs) 1 of 2
Boron, total (mg/L)	SGWC-11	0.18	n/a	2/22/2023	0.75	Yes	140	n/a	n/a	91.43	n/a	n/a	0.00009905	NP Inter (NDs) 1 of 2
Boron, total (mg/L)	SGWC-12	0.18	n/a	2/23/2023	0.079J	No	140	n/a	n/a	91.43	n/a	n/a	0.00009905	NP Inter (NDs) 1 of 2
Boron, total (mg/L)	SGWC-13	0.18	n/a	2/23/2023	0.69	Yes	140	n/a	n/a	91.43	n/a	n/a	0.00009905	NP Inter (NDs) 1 of 2
Boron, total (mg/L)	SGWC-14	0.18	n/a	2/23/2023	1.7	Yes	140	n/a	n/a	91.43	n/a	n/a	0.00009905	NP Inter (NDs) 1 of 2
Boron, total (mg/L)	SGWC-15	0.18	n/a	2/23/2023	2.2	Yes	140	n/a	n/a	91.43	n/a	n/a	0.00009905	NP Inter (NDs) 1 of 2
Boron, total (mg/L)	SGWC-16	0.18	n/a	2/23/2023	0.87	Yes	140	n/a	n/a	91.43	n/a	n/a	0.00009905	NP Inter (NDs) 1 of 2
Boron, total (mg/L)	SGWC-17	0.18	n/a	2/22/2023	0.34	Yes	140	n/a	n/a	91.43	n/a	n/a	0.00009905	NP Inter (NDs) 1 of 2
Boron, total (mg/L)	SGWC-18	0.18	n/a	2/22/2023	8.1	Yes	140	n/a	n/a	91.43	n/a	n/a	0.00009905	NP Inter (NDs) 1 of 2
Boron, total (mg/L)	SGWC-19	0.18	n/a	2/22/2023	2	Yes	140	n/a	n/a	91.43	n/a	n/a	0.00009905	NP Inter (NDs) 1 of 2
Boron, total (mg/L)	SGWC-20	0.18	n/a	2/22/2023	1.7	Yes	140	n/a	n/a	91.43	n/a	n/a	0.00009905	NP Inter (NDs) 1 of 2
Boron, total (mg/L)	SGWC-21	0.18	n/a	2/23/2023	1.3	Yes	140	n/a	n/a	91.43	n/a	n/a	0.00009905	NP Inter (NDs) 1 of 2
Boron, total (mg/L)	SGWC-22	0.18	n/a	2/23/2023	0.63	Yes	140	n/a	n/a	91.43	n/a	n/a	0.00009905	NP Inter (NDs) 1 of 2
Boron, total (mg/L)	SGWC-23	0.18	n/a	2/23/2023	0.81	Yes	140	n/a	n/a	91.43	n/a	n/a	0.00009905	NP Inter (NDs) 1 of 2
Boron, total (mg/L)	SGWC-6	0.18	n/a	2/22/2023	0.08ND	No	140	n/a	n/a	91.43	n/a	n/a	0.00009905	NP Inter (NDs) 1 of 2
Boron, total (mg/L)	SGWC-7	0.18	n/a	2/22/2023	0.064J	No	140	n/a	n/a	91.43	n/a	n/a	0.00009905	NP Inter (NDs) 1 of 2
Boron, total (mg/L)	SGWC-8	0.18	n/a	2/22/2023	0.11	No	140	n/a	n/a	91.43	n/a	n/a	0.00009905	NP Inter (NDs) 1 of 2
Boron, total (mg/L)	SGWC-9	0.18	n/a	2/22/2023	1.6	Yes	140	n/a	n/a	91.43	n/a	n/a	0.00009905	NP Inter (NDs) 1 of 2
Calcium, total (mg/L)	SGWC-10	20	n/a	2/22/2023	2.2	No	140	n/a	n/a	0	n/a	n/a	0.00009905	NP Inter (normality) 1 of 2
Calcium, total (mg/L)	SGWC-11	20	n/a	2/22/2023	1.7	No	140	n/a	n/a	0	n/a	n/a	0.00009905	NP Inter (normality) 1 of 2
Calcium, total (mg/L)	SGWC-12	20	n/a	2/23/2023	21	Yes	140	n/a	n/a	0	n/a	n/a	0.00009905	NP Inter (normality) 1 of 2
Calcium, total (mg/L)	SGWC-13	20	n/a	2/23/2023	20	No	140	n/a	n/a	0	n/a	n/a	0.00009905	NP Inter (normality) 1 of 2
Calcium, total (mg/L)	SGWC-14	20	n/a	2/23/2023	37	Yes	140	n/a	n/a	0	n/a	n/a	0.00009905	NP Inter (normality) 1 of 2
Calcium, total (mg/L)	SGWC-15	20	n/a	2/23/2023	14	No	140	n/a	n/a	0	n/a	n/a	0.00009905	NP Inter (normality) 1 of 2
Calcium, total (mg/L)	SGWC-16	20	n/a	2/23/2023	1.3	No	140	n/a	n/a	0	n/a	n/a	0.00009905	NP Inter (normality) 1 of 2
Calcium, total (mg/L)	SGWC-17	20	n/a	2/22/2023	56	Yes	140	n/a	n/a	0	n/a	n/a	0.00009905	NP Inter (normality) 1 of 2
Calcium, total (mg/L)	SGWC-18	20	n/a	2/22/2023	41	Yes	140	n/a	n/a	0	n/a	n/a	0.00009905	NP Inter (normality) 1 of 2
Calcium, total (mg/L)	SGWC-19	20	n/a	2/22/2023	38	Yes	140	n/a	n/a	0	n/a	n/a	0.00009905	NP Inter (normality) 1 of 2
Calcium, total (mg/L)	SGWC-20	20	n/a	2/22/2023	14	No	140	n/a	n/a	0	n/a	n/a	0.00009905	NP Inter (normality) 1 of 2
Calcium, total (mg/L)	SGWC-21	20	n/a	2/23/2023	34	Yes	140	n/a	n/a	0	n/a	n/a	0.00009905	NP Inter (normality) 1 of 2
Calcium, total (mg/L)	SGWC-22	20	n/a	2/23/2023	34	Yes	140	n/a	n/a	0	n/a	n/a	0.00009905	NP Inter (normality) 1 of 2
Calcium, total (mg/L)	SGWC-23	20	n/a	2/23/2023	22	Yes	140	n/a	n/a	0	n/a	n/a	0.00009905	NP Inter (normality) 1 of 2
Calcium, total (mg/L)	SGWC-6	20	n/a	2/22/2023	10	No	140	n/a	n/a	0	n/a	n/a	0.00009905	NP Inter (normality) 1 of 2
Calcium, total (mg/L)	SGWC-7	20	n/a	2/22/2023	15	No	140	n/a	n/a	0	n/a	n/a	0.00009905	NP Inter (normality) 1 of 2
Calcium, total (mg/L)	SGWC-8	20	n/a	2/22/2023	41	Yes	140	n/a	n/a	0	n/a	n/a	0.00009905	NP Inter (normality) 1 of 2
Calcium, total (mg/L)	SGWC-9	20	n/a	2/22/2023	36	Yes	140	n/a	n/a	0	n/a	n/a	0.00009905	NP Inter (normality) 1 of 2
Chloride, Total (mg/L)	SGWC-10	3.132	n/a	2/22/2023	9	Yes	140	0.6258	0.2478	0	None	ln(x)	0.000418	Param Inter 1 of 2
Chloride, Total (mg/L)	SGWC-11	3.132	n/a	2/22/2023	9.9	Yes	140	0.6258	0.2478	0	None	ln(x)	0.000418	Param Inter 1 of 2
Chloride, Total (mg/L)	SGWC-12	3.132	n/a	2/23/2023	9.6	Yes	140	0.6258	0.2478	0	None	ln(x)	0.000418	Param Inter 1 of 2
Chloride, Total (mg/L)	SGWC-13	3.132	n/a	2/23/2023	11	Yes	140	0.6258	0.2478	0	None	ln(x)	0.000418	Param Inter 1 of 2
Chloride, Total (mg/L)	SGWC-14	3.132	n/a	2/23/2023	12	Yes	140	0.6258	0.2478	0	None	ln(x)	0.000418	Param Inter 1 of 2
Chloride, Total (mg/L)	SGWC-15	3.132	n/a	2/23/2023	11	Yes	140	0.6258	0.2478	0	None	ln(x)	0.000418	Param Inter 1 of 2
Chloride, Total (mg/L)	SGWC-16	3.132	n/a	2/23/2023	9.8	Yes	140	0.6258	0.2478	0	None	ln(x)	0.000418	Param Inter 1 of 2
Chloride, Total (mg/L)	SGWC-17	3.132	n/a	2/22/2023	8.1	Yes	140	0.6258	0.2478	0	None	ln(x)	0.000418	Param Inter 1 of 2
Chloride, Total (mg/L)	SGWC-18	3.132	n/a	2/22/2023	13	Yes	140	0.6258	0.2478	0	None	ln(x)	0.000418	Param Inter 1 of 2
Chloride, Total (mg/L)	SGWC-19	3.132	n/a	2/22/2023	10	Yes	140	0.6258	0.2478	0	None	ln(x)	0.000418	Param Inter 1 of 2
Chloride, Total (mg/L)	SGWC-20	3.132	n/a	2/22/2023	8.8	Yes	140	0.6258	0.2478	0	None	ln(x)	0.000418	Param Inter 1 of 2
Chloride, Total (mg/L)	SGWC-21	3.132	n/a	2/23/2023	8.9	Yes	140	0.6258	0.2478	0	None	ln(x)	0.000418	Param Inter 1 of 2
Chloride, Total (mg/L)	SGWC-22	3.132	n/a	2/23/2023	11	Yes	140	0.6258	0.2478	0	None	ln(x)	0.000418	Param Inter 1 of 2
Chloride, Total (mg/L)	SGWC-23	3.132	n/a	2/23/2023	12	Yes	140	0.6258	0.2478	0	None	ln(x)	0.000418	Param Inter 1 of 2
Chloride, Total (mg/L)	SGWC-6	3.132	n/a	2/22/2023	2.3	No	140	0.6258	0.2478	0	None	ln(x)	0.000418	Param Inter 1 of 2
Chloride, Total (mg/L)	SGWC-7	3.132	n/a	2/22/2023	3.6	Yes	140	0.6258	0.2478	0	None	ln(x)	0.000418	Param Inter 1 of 2
Chloride, Total (mg/L)	SGWC-8	3.132	n/a	2/22/2023	18	Yes	140	0.6258	0.2478	0	None	ln(x)	0.000418	Param Inter 1 of 2
Chloride, Total (mg/L)	SGWC-9	3.132	n/a	2/22/2023	18	Yes	140	0.6258	0.2478	0	None	ln(x)	0.000418	Param Inter 1 of 2
Fluoride, total (mg/L)	SGWC-10	0.16	n/a	2/22/2023	0.045J	No	167	n/a	n/a	55.09	n/a	n/a	0.00007067	NP Inter (NDs) 1 of 2

Appendix III Interwell Prediction Limits - All Results

Plant Scherer Client: Southern Company Data: Scherer AP Printed 5/8/2023, 1:42 PM

Constituent	Well	Upper Lim.	Lower Lim.	Date	Obsrv.	Sig.	Bg	N	Bg	Mean	Std. Dev.	%NDs	ND Adj.	Transform	Alpha	Method
Fluoride, total (mg/L)	SGWC-11	0.16	n/a	2/22/2023	0.063J	No	167	n/a	n/a	n/a	55.09	n/a	n/a	n/a	0.00007067	NP Inter (NDs) 1 of 2
Fluoride, total (mg/L)	SGWC-12	0.16	n/a	2/23/2023	0.089J	No	167	n/a	n/a	n/a	55.09	n/a	n/a	n/a	0.00007067	NP Inter (NDs) 1 of 2
Fluoride, total (mg/L)	SGWC-13	0.16	n/a	2/23/2023	0.077J	No	167	n/a	n/a	n/a	55.09	n/a	n/a	n/a	0.00007067	NP Inter (NDs) 1 of 2
Fluoride, total (mg/L)	SGWC-14	0.16	n/a	2/23/2023	0.068J	No	167	n/a	n/a	n/a	55.09	n/a	n/a	n/a	0.00007067	NP Inter (NDs) 1 of 2
Fluoride, total (mg/L)	SGWC-15	0.16	n/a	2/23/2023	0.11	No	167	n/a	n/a	n/a	55.09	n/a	n/a	n/a	0.00007067	NP Inter (NDs) 1 of 2
Fluoride, total (mg/L)	SGWC-16	0.16	n/a	2/23/2023	0.045J	No	167	n/a	n/a	n/a	55.09	n/a	n/a	n/a	0.00007067	NP Inter (NDs) 1 of 2
Fluoride, total (mg/L)	SGWC-17	0.16	n/a	2/22/2023	0.06J	No	167	n/a	n/a	n/a	55.09	n/a	n/a	n/a	0.00007067	NP Inter (NDs) 1 of 2
Fluoride, total (mg/L)	SGWC-18	0.16	n/a	2/22/2023	0.061J	No	167	n/a	n/a	n/a	55.09	n/a	n/a	n/a	0.00007067	NP Inter (NDs) 1 of 2
Fluoride, total (mg/L)	SGWC-19	0.16	n/a	2/22/2023	0.046J	No	167	n/a	n/a	n/a	55.09	n/a	n/a	n/a	0.00007067	NP Inter (NDs) 1 of 2
Fluoride, total (mg/L)	SGWC-20	0.16	n/a	2/22/2023	0.13	No	167	n/a	n/a	n/a	55.09	n/a	n/a	n/a	0.00007067	NP Inter (NDs) 1 of 2
Fluoride, total (mg/L)	SGWC-21	0.16	n/a	2/23/2023	0.087J	No	167	n/a	n/a	n/a	55.09	n/a	n/a	n/a	0.00007067	NP Inter (NDs) 1 of 2
Fluoride, total (mg/L)	SGWC-22	0.16	n/a	2/23/2023	0.075J	No	167	n/a	n/a	n/a	55.09	n/a	n/a	n/a	0.00007067	NP Inter (NDs) 1 of 2
Fluoride, total (mg/L)	SGWC-23	0.16	n/a	2/23/2023	0.089J	No	167	n/a	n/a	n/a	55.09	n/a	n/a	n/a	0.00007067	NP Inter (NDs) 1 of 2
Fluoride, total (mg/L)	SGWC-6	0.16	n/a	2/22/2023	0.11	No	167	n/a	n/a	n/a	55.09	n/a	n/a	n/a	0.00007067	NP Inter (NDs) 1 of 2
Fluoride, total (mg/L)	SGWC-7	0.16	n/a	2/22/2023	0.16	No	167	n/a	n/a	n/a	55.09	n/a	n/a	n/a	0.00007067	NP Inter (NDs) 1 of 2
Fluoride, total (mg/L)	SGWC-8	0.16	n/a	2/22/2023	0.52	Yes	167	n/a	n/a	n/a	55.09	n/a	n/a	n/a	0.00007067	NP Inter (NDs) 1 of 2
Fluoride, total (mg/L)	SGWC-9	0.16	n/a	2/22/2023	0.076J	No	167	n/a	n/a	n/a	55.09	n/a	n/a	n/a	0.00007067	NP Inter (NDs) 1 of 2
pH (S.U.)	SGWC-10	7.01	5.09	2/22/2023	5.23	No	161	n/a	n/a	n/a	0	n/a	n/a	n/a	0.0001508	NP Inter (normality) 1 of 2
pH (S.U.)	SGWC-11	7.01	5.09	2/22/2023	5.1	No	161	n/a	n/a	n/a	0	n/a	n/a	n/a	0.0001508	NP Inter (normality) 1 of 2
pH (S.U.)	SGWC-12	7.01	5.09	2/23/2023	6.04	No	161	n/a	n/a	n/a	0	n/a	n/a	n/a	0.0001508	NP Inter (normality) 1 of 2
pH (S.U.)	SGWC-13	7.01	5.09	2/23/2023	5.94	No	161	n/a	n/a	n/a	0	n/a	n/a	n/a	0.0001508	NP Inter (normality) 1 of 2
pH (S.U.)	SGWC-14	7.01	5.09	2/23/2023	5.72	No	161	n/a	n/a	n/a	0	n/a	n/a	n/a	0.0001508	NP Inter (normality) 1 of 2
pH (S.U.)	SGWC-15	7.01	5.09	2/23/2023	4.59	Yes	161	n/a	n/a	n/a	0	n/a	n/a	n/a	0.0001508	NP Inter (normality) 1 of 2
pH (S.U.)	SGWC-16	7.01	5.09	2/23/2023	5.13	No	161	n/a	n/a	n/a	0	n/a	n/a	n/a	0.0001508	NP Inter (normality) 1 of 2
pH (S.U.)	SGWC-17	7.01	5.09	2/22/2023	6.23	No	161	n/a	n/a	n/a	0	n/a	n/a	n/a	0.0001508	NP Inter (normality) 1 of 2
pH (S.U.)	SGWC-18	7.01	5.09	2/22/2023	5	Yes	161	n/a	n/a	n/a	0	n/a	n/a	n/a	0.0001508	NP Inter (normality) 1 of 2
pH (S.U.)	SGWC-19	7.01	5.09	2/22/2023	5.53	No	161	n/a	n/a	n/a	0	n/a	n/a	n/a	0.0001508	NP Inter (normality) 1 of 2
pH (S.U.)	SGWC-20	7.01	5.09	2/22/2023	4.38	Yes	161	n/a	n/a	n/a	0	n/a	n/a	n/a	0.0001508	NP Inter (normality) 1 of 2
pH (S.U.)	SGWC-21	7.01	5.09	2/23/2023	6.19	No	161	n/a	n/a	n/a	0	n/a	n/a	n/a	0.0001508	NP Inter (normality) 1 of 2
pH (S.U.)	SGWC-22	7.01	5.09	2/23/2023	5.72	No	161	n/a	n/a	n/a	0	n/a	n/a	n/a	0.0001508	NP Inter (normality) 1 of 2
pH (S.U.)	SGWC-23	7.01	5.09	2/23/2023	6	No	161	n/a	n/a	n/a	0	n/a	n/a	n/a	0.0001508	NP Inter (normality) 1 of 2
pH (S.U.)	SGWC-6	7.01	5.09	2/22/2023	6.28	No	161	n/a	n/a	n/a	0	n/a	n/a	n/a	0.0001508	NP Inter (normality) 1 of 2
pH (S.U.)	SGWC-7	7.01	5.09	2/22/2023	6.51	No	161	n/a	n/a	n/a	0	n/a	n/a	n/a	0.0001508	NP Inter (normality) 1 of 2
pH (S.U.)	SGWC-8	7.01	5.09	2/22/2023	6.51	No	161	n/a	n/a	n/a	0	n/a	n/a	n/a	0.0001508	NP Inter (normality) 1 of 2
pH (S.U.)	SGWC-9	7.01	5.09	2/22/2023	6.14	No	161	n/a	n/a	n/a	0	n/a	n/a	n/a	0.0001508	NP Inter (normality) 1 of 2
Sulfate, total (mg/L)	SGWC-10	3.75	n/a	2/22/2023	18	Yes	140	n/a	n/a	n/a	47.86	n/a	n/a	n/a	0.00009905	NP Inter (normality) 1 of 2
Sulfate, total (mg/L)	SGWC-11	3.75	n/a	2/22/2023	3.1	No	140	n/a	n/a	n/a	47.86	n/a	n/a	n/a	0.00009905	NP Inter (normality) 1 of 2
Sulfate, total (mg/L)	SGWC-12	3.75	n/a	2/23/2023	57	Yes	140	n/a	n/a	n/a	47.86	n/a	n/a	n/a	0.00009905	NP Inter (normality) 1 of 2
Sulfate, total (mg/L)	SGWC-13	3.75	n/a	2/23/2023	96	Yes	140	n/a	n/a	n/a	47.86	n/a	n/a	n/a	0.00009905	NP Inter (normality) 1 of 2
Sulfate, total (mg/L)	SGWC-14	3.75	n/a	2/23/2023	210	Yes	140	n/a	n/a	n/a	47.86	n/a	n/a	n/a	0.00009905	NP Inter (normality) 1 of 2
Sulfate, total (mg/L)	SGWC-15	3.75	n/a	2/23/2023	190	Yes	140	n/a	n/a	n/a	47.86	n/a	n/a	n/a	0.00009905	NP Inter (normality) 1 of 2
Sulfate, total (mg/L)	SGWC-16	3.75	n/a	2/23/2023	55	Yes	140	n/a	n/a	n/a	47.86	n/a	n/a	n/a	0.00009905	NP Inter (normality) 1 of 2
Sulfate, total (mg/L)	SGWC-17	3.75	n/a	2/22/2023	230	Yes	140	n/a	n/a	n/a	47.86	n/a	n/a	n/a	0.00009905	NP Inter (normality) 1 of 2
Sulfate, total (mg/L)	SGWC-18	3.75	n/a	2/22/2023	790	Yes	140	n/a	n/a	n/a	47.86	n/a	n/a	n/a	0.00009905	NP Inter (normality) 1 of 2
Sulfate, total (mg/L)	SGWC-19	3.75	n/a	2/22/2023	260	Yes	140	n/a	n/a	n/a	47.86	n/a	n/a	n/a	0.00009905	NP Inter (normality) 1 of 2
Sulfate, total (mg/L)	SGWC-20	3.75	n/a	2/22/2023	230	Yes	140	n/a	n/a	n/a	47.86	n/a	n/a	n/a	0.00009905	NP Inter (normality) 1 of 2
Sulfate, total (mg/L)	SGWC-21	3.75	n/a	2/23/2023	120	Yes	140	n/a	n/a	n/a	47.86	n/a	n/a	n/a	0.00009905	NP Inter (normality) 1 of 2
Sulfate, total (mg/L)	SGWC-22	3.75	n/a	2/23/2023	120	Yes	140	n/a	n/a	n/a	47.86	n/a	n/a	n/a	0.00009905	NP Inter (normality) 1 of 2
Sulfate, total (mg/L)	SGWC-23	3.75	n/a	2/23/2023	64	Yes	140	n/a	n/a	n/a	47.86	n/a	n/a	n/a	0.00009905	NP Inter (normality) 1 of 2
Sulfate, total (mg/L)	SGWC-6	3.75	n/a	2/22/2023	1.4	No	140	n/a	n/a	n/a	47.86	n/a	n/a	n/a	0.00009905	NP Inter (normality) 1 of 2
Sulfate, total (mg/L)	SGWC-7	3.75	n/a	2/22/2023	6.7	Yes	140	n/a	n/a	n/a	47.86	n/a	n/a	n/a	0.00009905	NP Inter (normality) 1 of 2
Sulfate, total (mg/L)	SGWC-8	3.75	n/a	2/22/2023	52	Yes	140	n/a	n/a	n/a	47.86	n/a	n/a	n/a	0.00009905	NP Inter (normality) 1 of 2
Sulfate, total (mg/L)	SGWC-9	3.75	n/a	2/22/2023	200	Yes	140	n/a	n/a	n/a	47.86	n/a	n/a	n/a	0.00009905	NP Inter (normality) 1 of 2
Total Dissolved Solids [TDS] (mg/L)	SGWC-10	200	n/a	2/22/2023	56	No	140	n/a	n/a	n/a	0.7143	n/a	n/a	n/a	0.00009905	NP Inter (normality) 1 of 2
Total Dissolved Solids [TDS] (mg/L)	SGWC-11	200	n/a	2/22/2023	41	No	140	n/a	n/a	n/a	0.7143	n/a	n/a	n/a	0.00009905	NP Inter (normality) 1 of 2

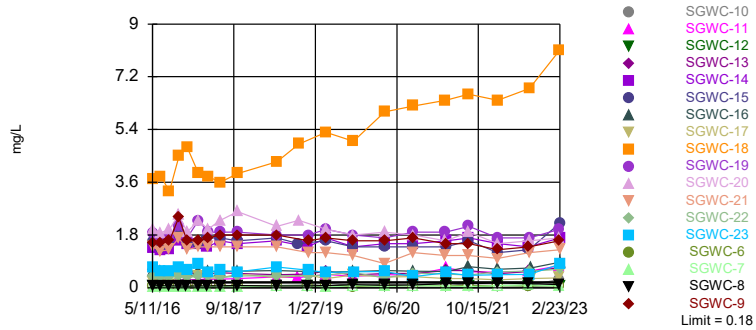
Appendix III Interwell Prediction Limits - All Results

Plant Scherer Client: Southern Company Data: Scherer AP Printed 5/8/2023, 1:42 PM

Constituent	Well	Upper Lim.	Lower Lim.	Date	Observ.	Sig.	Bg N	Bg Mean	Std. Dev.	%NDs	ND Adj.	Transform	Alpha	Method
Total Dissolved Solids [TDS] (mg/L)	SGWC-12	200	n/a	2/23/2023	220	Yes	140	n/a	n/a	0.7143	n/a	n/a	0.00009905	NP Inter (normality) 1 of 2
Total Dissolved Solids [TDS] (mg/L)	SGWC-13	200	n/a	2/23/2023	230	Yes	140	n/a	n/a	0.7143	n/a	n/a	0.00009905	NP Inter (normality) 1 of 2
Total Dissolved Solids [TDS] (mg/L)	SGWC-14	200	n/a	2/23/2023	390	Yes	140	n/a	n/a	0.7143	n/a	n/a	0.00009905	NP Inter (normality) 1 of 2
Total Dissolved Solids [TDS] (mg/L)	SGWC-15	200	n/a	2/23/2023	300	Yes	140	n/a	n/a	0.7143	n/a	n/a	0.00009905	NP Inter (normality) 1 of 2
Total Dissolved Solids [TDS] (mg/L)	SGWC-16	200	n/a	2/23/2023	130	No	140	n/a	n/a	0.7143	n/a	n/a	0.00009905	NP Inter (normality) 1 of 2
Total Dissolved Solids [TDS] (mg/L)	SGWC-17	200	n/a	2/22/2023	470	Yes	140	n/a	n/a	0.7143	n/a	n/a	0.00009905	NP Inter (normality) 1 of 2
Total Dissolved Solids [TDS] (mg/L)	SGWC-18	200	n/a	2/22/2023	1200	Yes	140	n/a	n/a	0.7143	n/a	n/a	0.00009905	NP Inter (normality) 1 of 2
Total Dissolved Solids [TDS] (mg/L)	SGWC-19	200	n/a	2/22/2023	440	Yes	140	n/a	n/a	0.7143	n/a	n/a	0.00009905	NP Inter (normality) 1 of 2
Total Dissolved Solids [TDS] (mg/L)	SGWC-20	200	n/a	2/22/2023	350	Yes	140	n/a	n/a	0.7143	n/a	n/a	0.00009905	NP Inter (normality) 1 of 2
Total Dissolved Solids [TDS] (mg/L)	SGWC-21	200	n/a	2/23/2023	350	Yes	140	n/a	n/a	0.7143	n/a	n/a	0.00009905	NP Inter (normality) 1 of 2
Total Dissolved Solids [TDS] (mg/L)	SGWC-22	200	n/a	2/23/2023	260	Yes	140	n/a	n/a	0.7143	n/a	n/a	0.00009905	NP Inter (normality) 1 of 2
Total Dissolved Solids [TDS] (mg/L)	SGWC-23	200	n/a	2/23/2023	210	Yes	140	n/a	n/a	0.7143	n/a	n/a	0.00009905	NP Inter (normality) 1 of 2
Total Dissolved Solids [TDS] (mg/L)	SGWC-6	200	n/a	2/22/2023	120	No	140	n/a	n/a	0.7143	n/a	n/a	0.00009905	NP Inter (normality) 1 of 2
Total Dissolved Solids [TDS] (mg/L)	SGWC-7	200	n/a	2/22/2023	170	No	140	n/a	n/a	0.7143	n/a	n/a	0.00009905	NP Inter (normality) 1 of 2
Total Dissolved Solids [TDS] (mg/L)	SGWC-8	200	n/a	2/22/2023	350	Yes	140	n/a	n/a	0.7143	n/a	n/a	0.00009905	NP Inter (normality) 1 of 2
Total Dissolved Solids [TDS] (mg/L)	SGWC-9	200	n/a	2/22/2023	430	Yes	140	n/a	n/a	0.7143	n/a	n/a	0.00009905	NP Inter (normality) 1 of 2

Exceeds Limit: SGWC-10, SGWC-11, SGWC-13, SGWC-14, SGWC-15, SGWC-16, SGWC-17, SGWC-18, SGWC-19, SGWC-20...

Prediction Limit
Interwell Non-parametric

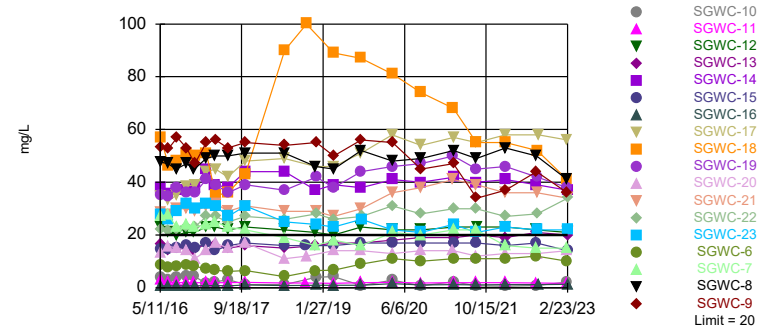


Non-parametric test used in lieu of parametric prediction limit because censored data exceeded 50%. Limit is highest of 140 background values. 91.43% NDs. Annual per-constituent alpha = 0.00356. Individual comparison alpha = 0.00009905 (1 of 2). Comparing 18 points to limit.

Constituent: Boron, total Analysis Run 5/8/2023 1:40 PM View: Appendix III
Plant Scherer Client: Southern Company Data: Scherer AP

Exceeds Limit: SGWC-12, SGWC-14, SGWC-17, SGWC-18, SGWC-19, SGWC-21, SGWC-22, SGWC-23, SGWC-8, SGWC-9

Prediction Limit
Interwell Non-parametric

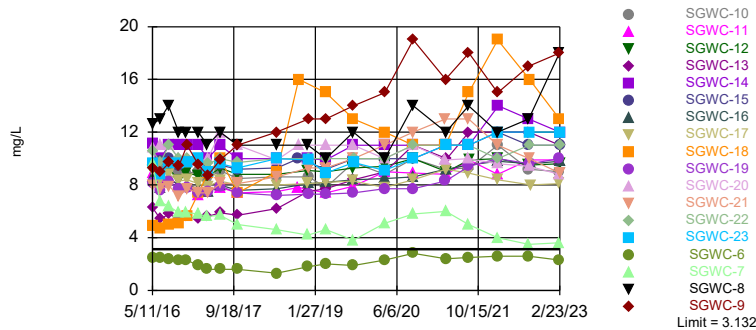


Non-parametric test used in lieu of parametric prediction limit because the Chi Squared normality test showed the data to be non-normal at the 0.01 alpha level. Limit is highest of 140 background values. Annual per-constituent alpha = 0.00356. Individual comparison alpha = 0.00009905 (1 of 2). Comparing 18 points to limit.

Constituent: Calcium, total Analysis Run 5/8/2023 1:40 PM View: Appendix III
Plant Scherer Client: Southern Company Data: Scherer AP

Exceeds Limit: SGWC-10, SGWC-11, SGWC-12, SGWC-13, SGWC-14, SGWC-15, SGWC-16, SGWC-17, SGWC-18, SGWC-19...

Prediction Limit
Interwell Parametric

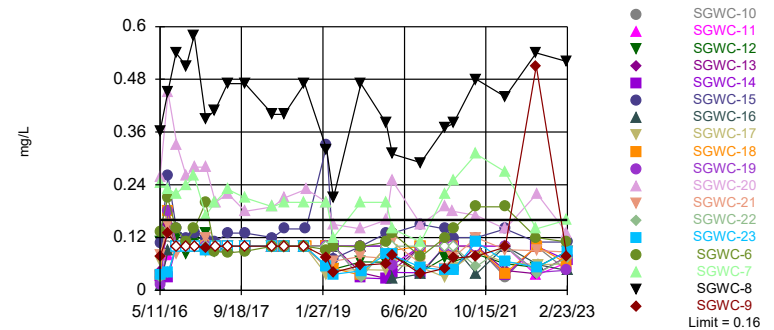


Background Data Summary (based on natural log transformation): Mean=0.6258, Std. Dev.=0.2478, n=140. Normality test: Chi Squared @alpha = 0.01, calculated = 8.286, critical = 14.07. Kappa = 2.081 (c=7, w=18, 1 of 2, event alpha = 0.05132). Report alpha = 0.007498. Individual comparison alpha = 0.000418. Comparing 18 points to limit.

Constituent: Chloride, Total Analysis Run 5/8/2023 1:40 PM View: Appendix III
Plant Scherer Client: Southern Company Data: Scherer AP

Exceeds Limit: SGWC-8

Prediction Limit
Interwell Non-parametric

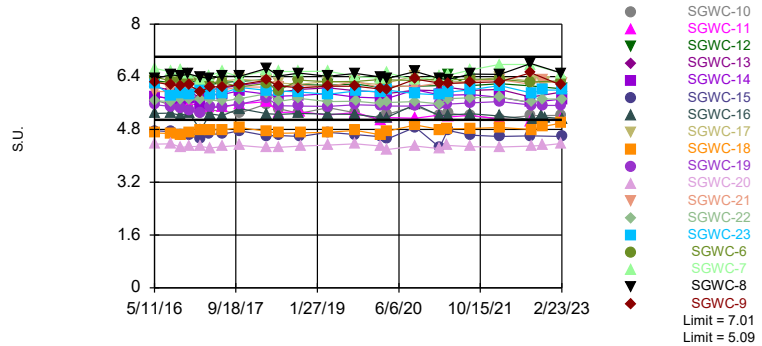


Non-parametric test used in lieu of parametric prediction limit because censored data exceeded 50%. Limit is highest of 167 background values. 55.09% NDs. Annual per-constituent alpha = 0.002541. Individual comparison alpha = 0.00007067 (1 of 2). Comparing 18 points to limit.

Constituent: Fluoride, total Analysis Run 5/8/2023 1:40 PM View: Appendix III
Plant Scherer Client: Southern Company Data: Scherer AP

Exceeds Limits: SGWC-15, SGWC-18, SGWC-20

Prediction Limit
Interwell Non-parametric



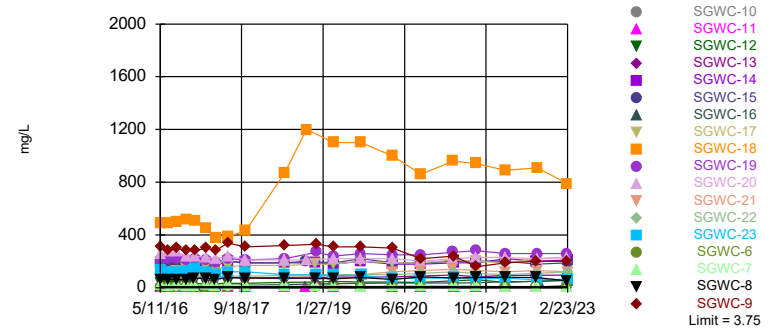
Non-parametric test used in lieu of parametric prediction limit because the Chi Squared normality test showed the data to be non-normal at the 0.01 alpha level. Limits are highest and lowest of 161 background values. Annual per-constituent alpha = 0.005422. Individual comparison alpha = 0.0001508 (1 of 2). Comparing 18 points to limit.

Constituent: pH Analysis Run 5/8/2023 1:40 PM View: Appendix III
Plant Scherer Client: Southern Company Data: Scherer AP

Hollow symbols indicate censored values.

Exceeds Limit: SGWC-10, SGWC-12, SGWC-13, SGWC-14, SGWC-15, SGWC-16, SGWC-17, SGWC-18, SGWC-19, SGWC-20...

Prediction Limit
Interwell Non-parametric



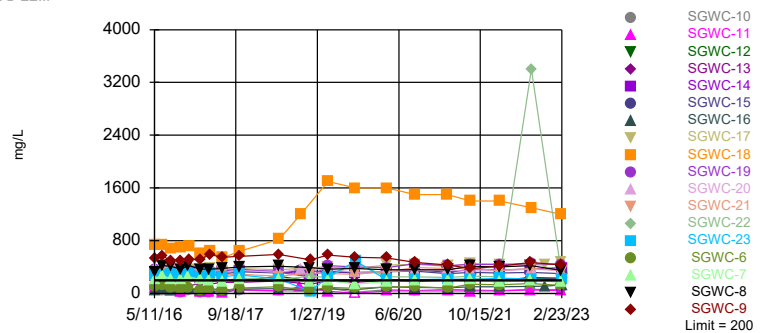
Non-parametric test used in lieu of parametric prediction limit because the Chi Squared normality test showed the data to be non-normal at the 0.01 alpha level. Limit is highest of 140 background values. 47.86% NDs. Annual per-constituent alpha = 0.00356. Individual comparison alpha = 0.00009905 (1 of 2). Comparing 18 points to limit.

Constituent: Sulfate, total Analysis Run 5/8/2023 1:40 PM View: Appendix III
Plant Scherer Client: Southern Company Data: Scherer AP

Hollow symbols indicate censored values.

Exceeds Limit: SGWC-12, SGWC-13, SGWC-14, SGWC-15, SGWC-17, SGWC-18, SGWC-19, SGWC-20, SGWC-21, SGWC-22...

Prediction Limit
Interwell Non-parametric



Non-parametric test used in lieu of parametric prediction limit because the Chi Squared normality test showed the data to be non-normal at the 0.01 alpha level. Limit is highest of 140 background values. 0.7143% NDs. Annual per-constituent alpha = 0.00356. Individual comparison alpha = 0.00009905 (1 of 2). Comparing 18 points to limit.

Constituent: Total Dissolved Solids [TDS] Analysis Run 5/8/2023 1:40 PM View: Appendix III
Plant Scherer Client: Southern Company Data: Scherer AP

Prediction Limit

Constituent: Boron, total (mg/L) Analysis Run 5/8/2023 1:42 PM View: Appendix III

Plant Scherer Client: Southern Company Data: Scherer AP

	SGWA-1 (bg)	SGWA-5 (bg)	SGWA-25 (bg)	SGWA-2 (bg)	SGWA-24 (bg)	SGWA-3 (bg)	SGWC-9	SGWC-8	SGWC-12
5/10/2016	<0.08	<0.08	<0.08	<0.08	<0.08	<0.08			
5/11/2016							1.54	0.0678 (J)	<0.08
5/12/2016									
5/13/2016									
6/23/2016	<0.08	<0.08		<0.08	<0.08				
6/24/2016						0.0109 (J)			
6/27/2016			0.0052 (J)					0.0767 (J)	
6/28/2016									0.0054 (J)
6/29/2016							1.52		
6/30/2016									
8/16/2016	<0.08	<0.08		<0.08	<0.08	<0.08			
8/17/2016			<0.08					0.067	
8/18/2016									<0.08
8/19/2016									
8/22/2016							1.6		
10/13/2016	<0.08				<0.08				
10/14/2016		<0.08	<0.08	<0.08		<0.08			
10/17/2016								0.059	<0.08
10/18/2016							2.4		
10/19/2016									
12/5/2016					<0.08				
12/6/2016	<0.08	<0.08	<0.08	<0.08		<0.08		0.054	<0.08
12/7/2016							1.6		
12/8/2016									
2/14/2017	<0.08	<0.08	<0.08	<0.08	<0.08	<0.08		0.063	
2/15/2017									<0.08
2/16/2017							1.6		
4/10/2017					<0.08				
4/11/2017	<0.08	<0.08	<0.08	<0.08		<0.08			
4/12/2017								0.068	<0.08
4/13/2017							1.7		
6/26/2017	<0.08	<0.08		<0.08	<0.08	<0.08			
6/27/2017			<0.08				1.8	0.067	<0.08
6/28/2017									
10/10/2017	<0.08			<0.08	<0.08				
10/11/2017		<0.08	<0.08			<0.08			<0.08
10/12/2017							1.8	0.075	
6/5/2018	<0.08	<0.08	<0.08	<0.08	<0.08				
6/6/2018						<0.08	1.8	0.059	<0.08
6/7/2018									
6/8/2018									
10/16/2018									
10/18/2018									
12/13/2018	<0.08	<0.08	<0.08	<0.08	<0.08	<0.08			
12/14/2018								0.064	<0.08
12/17/2018							1.6		
3/28/2019		<0.08	<0.08			<0.08			
3/29/2019	<0.08			<0.08	<0.08				
4/1/2019							1.7	0.076	<0.08
4/2/2019									
9/12/2019		<0.08							
9/13/2019					<0.08				

Prediction Limit

Constituent: Boron, total (mg/L) Analysis Run 5/8/2023 1:42 PM View: Appendix III
 Plant Scherer Client: Southern Company Data: Scherer AP

	SGWA-1 (bg)	SGWA-5 (bg)	SGWA-25 (bg)	SGWA-2 (bg)	SGWA-24 (bg)	SGWA-3 (bg)	SGWC-9	SGWC-8	SGWC-12
9/16/2019	0.13		<0.08	0.089		0.05	1.6		<0.08
9/17/2019								0.11	
9/18/2019									
3/17/2020		<0.08	<0.08	<0.08		<0.08			
3/18/2020	<0.08				<0.08				
3/23/2020									
3/24/2020									
3/25/2020							1.6	0.089	
3/26/2020									<0.08
3/27/2020									
9/14/2020	<0.08	<0.08	<0.08	<0.08	<0.08	<0.08	1.7	0.1	<0.08
9/15/2020									
3/30/2021	0.041 (J)			0.045 (J)	0.072 (J)				
3/31/2021		<0.08				<0.08	1.5		
4/1/2021								0.14	
4/6/2021									
4/7/2021			<0.08						<0.08
8/17/2021	<0.08		<0.08	<0.08					
8/18/2021		<0.08			<0.08	<0.08		0.14	
8/19/2021							1.5		
8/20/2021									0.043 (J)
2/9/2022	<0.08	<0.08	<0.08	<0.08		<0.08			
2/10/2022					<0.08		1.3	0.16	<0.08
2/11/2022									
2/14/2022									
8/17/2022	<0.08			<0.08					
8/18/2022		<0.08	<0.08		<0.08	0.072 (J)	1.4	0.14	0.061 (J)
8/19/2022									
8/22/2022									
8/23/2022									
8/31/2022									
2/21/2023	<0.08	<0.08				<0.08			
2/22/2023				<0.08			1.6	0.11	
2/23/2023			0.1		0.18				0.079 (J)

Prediction Limit

Constituent: Boron, total (mg/L) Analysis Run 5/8/2023 1:42 PM View: Appendix III
 Plant Scherer Client: Southern Company Data: Scherer AP

	SGWC-7	SGWC-10	SGWC-11	SGWC-6	SGWA-4 (bg)	SGWC-23	SGWC-17	SGWC-14	SGWC-22
5/10/2016									
5/11/2016	0.0359 (J)	0.0275 (J)	0.242	<0.08	<0.08				
5/12/2016						0.691	0.195	1.38	0.411
5/13/2016									
6/23/2016									
6/24/2016					0.0067 (J)				
6/27/2016	0.0354 (J)			0.0051 (J)					
6/28/2016		0.035 (J)	0.245					1.29	
6/29/2016						0.557	0.198 (J)		0.373 (J)
6/30/2016									
8/16/2016									
8/17/2016	0.039 (J)	0.028 (J)	0.26	<0.08	<0.08				
8/18/2016							0.24	1.3	
8/19/2016						0.58			0.37
8/22/2016									
10/13/2016									
10/14/2016									
10/17/2016		0.032 (J)	0.25	<0.08	<0.08			1.6	
10/18/2016	0.039 (J)					0.68			0.41
10/19/2016							0.37		
12/5/2016									
12/6/2016	0.03 (J)	<0.08	0.27	<0.08	<0.08				
12/7/2016						0.6	0.4	1.5	0.36
12/8/2016									
2/14/2017	0.031 (J)			<0.08	<0.08				
2/15/2017		0.035 (J)	0.28			0.82	0.38	1.5	
2/16/2017									0.38 (J)
4/10/2017									
4/11/2017					<0.08				
4/12/2017	0.039 (J)	0.052	0.29	<0.08				1.4	
4/13/2017						0.54	0.34		0.4
6/26/2017					<0.08				
6/27/2017	0.028 (J)	<0.08	0.29	<0.08			0.33	1.6	
6/28/2017						0.59			0.35
10/10/2017									
10/11/2017	0.026 (J)		0.31	<0.08	<0.08			1.5	
10/12/2017		0.049 (J)				0.54	0.47		0.4
6/5/2018									
6/6/2018	<0.08	0.07	0.37	<0.08	<0.08				
6/7/2018						0.71	0.35	1.6	0.41
6/8/2018									
10/16/2018			0.35						
10/18/2018									
12/13/2018					<0.08				
12/14/2018	<0.08			<0.08			0.44	1.4	
12/17/2018		0.098				0.6			0.4
3/28/2019					<0.08				
3/29/2019									
4/1/2019	0.025 (J)	0.16	0.46					1.7	
4/2/2019				<0.08		0.52	0.32		0.44
9/12/2019									
9/13/2019									

Prediction Limit

Constituent: Boron, total (mg/L) Analysis Run 5/8/2023 1:42 PM View: Appendix III

Plant Scherer Client: Southern Company Data: Scherer AP

	SGWC-7	SGWC-10	SGWC-11	SGWC-6	SGWA-4 (bg)	SGWC-23	SGWC-17	SGWC-14	SGWC-22
9/16/2019			0.39	0.04 (J)	<0.08				
9/17/2019	<0.08	0.077					0.43	1.4	
9/18/2019						0.54			0.52
3/17/2020									
3/18/2020					<0.08				
3/23/2020									
3/24/2020						0.55	0.37		0.34
3/25/2020		0.12	0.45	<0.08					
3/26/2020	0.055 (J)								
3/27/2020								1.5	
9/14/2020	<0.08	0.082	0.43	<0.08	<0.08				
9/15/2020						0.38	0.38	1.5	0.5
3/30/2021									
3/31/2021		0.15			<0.08	0.51			0.47
4/1/2021	0.069 (J)			<0.08			0.31		
4/6/2021								1.6	
4/7/2021			0.68						
8/17/2021					<0.08				
8/18/2021	0.047 (J)			<0.08		0.42	0.32		0.44
8/19/2021		0.091	0.54					1.7	
8/20/2021									
2/9/2022	<0.08			<0.08	<0.08				
2/10/2022			0.53			0.45			0.54
2/11/2022		0.09					0.27		
2/14/2022								1.5	
8/17/2022									
8/18/2022	0.1		0.57		<0.08				
8/19/2022		0.083		<0.08				1.4	
8/22/2022						0.46			0.57
8/23/2022									
8/31/2022							0.31		
2/21/2023									
2/22/2023	0.064 (J)	0.28	0.75	<0.08	<0.08		0.34		
2/23/2023						0.81		1.7	0.63

Prediction Limit

Constituent: Boron, total (mg/L) Analysis Run 5/8/2023 1:42 PM View: Appendix III
 Plant Scherer Client: Southern Company Data: Scherer AP

	SGWC-21	SGWC-16	SGWC-15	SGWC-20	SGWC-13	SGWC-19	SGWC-18
5/10/2016							
5/11/2016							
5/12/2016	1.4	0.562	1.57	1.99	0.599		
5/13/2016						1.87	3.71
6/23/2016							
6/24/2016							
6/27/2016							
6/28/2016		0.546	1.36		0.52		
6/29/2016	1.25			1.88		1.67	
6/30/2016							3.8
8/16/2016							
8/17/2016							
8/18/2016		0.54	1.5		0.51		
8/19/2016							
8/22/2016	1.3			2		1.7	3.3
10/13/2016							
10/14/2016							
10/17/2016					0.58		
10/18/2016	1.7	0.55	1.9	2.5		2.1	
10/19/2016							4.5
12/5/2016							
12/6/2016					0.5		
12/7/2016	1.3	0.56	1.5				4.8
12/8/2016				1.9		1.7	
2/14/2017							
2/15/2017			1.5		0.5		
2/16/2017	1.4	0.58		2.3		2.3	3.9
4/10/2017							
4/11/2017							
4/12/2017			1.7		0.47		
4/13/2017	1.4	0.56		2		1.9	3.8
6/26/2017							
6/27/2017		0.56	1.7		0.51		
6/28/2017	1.4			2.3		1.9	3.6
10/10/2017							
10/11/2017					0.49		
10/12/2017	1.4	0.57	1.6	2.6		1.9	3.9
6/5/2018							
6/6/2018							
6/7/2018	1.4	0.59	1.7	2.1	0.45		
6/8/2018						1.8	4.3
10/16/2018			1.5				
10/18/2018				2.3			4.9
12/13/2018							
12/14/2018					0.47		
12/17/2018	1.2	0.55				1.8	
3/28/2019							
3/29/2019							
4/1/2019			1.6		0.57		
4/2/2019	1.2	0.53		2		2	5.3
9/12/2019							
9/13/2019							

Prediction Limit

Constituent: Boron, total (mg/L) Analysis Run 5/8/2023 1:42 PM View: Appendix III
 Plant Scherer Client: Southern Company Data: Scherer AP

	SGWC-21	SGWC-16	SGWC-15	SGWC-20	SGWC-13	SGWC-19	SGWC-18
9/16/2019							
9/17/2019	1.1	0.55	1.4	1.8	0.43	1.8	5
9/18/2019							
3/17/2020							
3/18/2020							
3/23/2020	0.83			1.9		1.7	
3/24/2020							
3/25/2020							
3/26/2020							6
3/27/2020		0.59	1.4		0.49		
9/14/2020					0.49		
9/15/2020	1.2	0.57	1.4	1.8		1.9	6.2
3/30/2021	1.1			1.6		1.9	6.4
3/31/2021			1.4				
4/1/2021		0.55					
4/6/2021							
4/7/2021					0.59		
8/17/2021							
8/18/2021	1.1						6.6
8/19/2021		0.72	1.6	1.9	0.59	2.1	
8/20/2021							
2/9/2022							
2/10/2022		0.63					6.4
2/11/2022	1		1.2	1.5	0.48	1.7	
2/14/2022							
8/17/2022							
8/18/2022					0.55		
8/19/2022			1.3				
8/22/2022	1.2			1.6		1.7	
8/23/2022							6.8
8/31/2022		0.67					
2/21/2023							
2/22/2023				1.7		2	8.1
2/23/2023	1.3	0.87	2.2		0.69		

Prediction Limit

Constituent: Calcium, total (mg/L) Analysis Run 5/8/2023 1:42 PM View: Appendix III

Plant Scherer Client: Southern Company Data: Scherer AP

	SGWA-1 (bg)	SGWA-5 (bg)	SGWA-25 (bg)	SGWA-2 (bg)	SGWA-24 (bg)	SGWA-3 (bg)	SGWC-9	SGWC-8	SGWC-12
5/10/2016	3	2.64	11.4	10.1	12.3	6.22			
5/11/2016							53.1	47.6	23.1
5/12/2016									
5/13/2016									
6/23/2016	2.42	1.65		8.45	11.3				
6/24/2016						5.55			
6/27/2016			9.16					47	
6/28/2016									21
6/29/2016							52.6		
6/30/2016									
8/16/2016	2.1	1.3		9.4	11	5			
8/17/2016			9.6					45	
8/18/2016									20
8/19/2016									
8/22/2016							57		
10/13/2016	2.7				12				
10/14/2016		1.4	11	10		5.4			
10/17/2016								47	21
10/18/2016							53		
10/19/2016									
12/5/2016					12				
12/6/2016	2.1	1.4	11	10		4.8		45	21
12/7/2016							47		
12/8/2016									
2/14/2017	1.8	1.4	12	11	13	4.6		49	
2/15/2017									23
2/16/2017							55		
4/10/2017					12				
4/11/2017	1.8	1.4	11	10		5			
4/12/2017								50	23
4/13/2017							56		
6/26/2017	1.7	1.5		10	13	4.9			
6/27/2017			9.5				53	50	22
6/28/2017									
10/10/2017	2.3			11	14				
10/11/2017		1.6	11			5.5			23
10/12/2017							55	51	
6/5/2018	2.6	1.5	9.7	11	13				
6/6/2018						4.1	54	51	22
6/7/2018									
6/8/2018									
10/16/2018									
10/18/2018									
12/13/2018	1.7	1.4	9.4	10	12	4.3			
12/14/2018								46	21
12/17/2018							55		
3/28/2019		1.4	8.7			4.8			
3/29/2019	2			11	12				
4/1/2019							50	45	20
4/2/2019									
9/12/2019		1.6							
9/13/2019					14				

Prediction Limit

Constituent: Calcium, total (mg/L) Analysis Run 5/8/2023 1:42 PM View: Appendix III
 Plant Scherer Client: Southern Company Data: Scherer AP

	SGWA-1 (bg)	SGWA-5 (bg)	SGWA-25 (bg)	SGWA-2 (bg)	SGWA-24 (bg)	SGWA-3 (bg)	SGWC-9	SGWC-8	SGWC-12
9/16/2019	1.7		9.5	12		5.9	56		23
9/17/2019								52	
9/18/2019									
3/17/2020		1.7	8.8	11		5.3			
3/18/2020	1.8				14				
3/23/2020									
3/24/2020									
3/25/2020							55	48	
3/26/2020									22
3/27/2020									
9/14/2020	1.6	1.6	9.1	11	14	5.7	45	49	22
9/15/2020									
3/30/2021	2.2			12	15				
3/31/2021		1.6				5.5	47		
4/1/2021								52	
4/6/2021									
4/7/2021			9.5						23
8/17/2021	1.8		9.6	12					
8/18/2021		1.7			14	5.9		49	
8/19/2021							34		
8/20/2021									23
2/9/2022	1.8	1.8	9.3	11		6			
2/10/2022					15		37	53	23
2/11/2022									
2/14/2022									
8/17/2022	1.9			11					
8/18/2022		1.7	9.1		16	5.9	44	50	22
8/19/2022									
8/22/2022									
8/23/2022									
8/31/2022									
2/21/2023	2.2	1.8				6.4			
2/22/2023				11			36	41	
2/23/2023			9.6		17				21

Prediction Limit

Constituent: Calcium, total (mg/L) Analysis Run 5/8/2023 1:42 PM View: Appendix III
 Plant Scherer Client: Southern Company Data: Scherer AP

	SGWC-7	SGWC-10	SGWC-11	SGWC-6	SGWA-4 (bg)	SGWC-23	SGWC-17	SGWC-14	SGWC-22
9/16/2019			1.9	8.9	18				
9/17/2019	16	0.79					51	38	
9/18/2019						26			27
3/17/2020									
3/18/2020					18				
3/23/2020									
3/24/2020						22	58		31
3/25/2020		2.9	2	11					
3/26/2020	21								
3/27/2020								41	
9/14/2020	20	0.75	1.8	10	17				
9/15/2020						21	54	40	28
3/30/2021									
3/31/2021		2.3			17	24			30
4/1/2021	22			11			57		
4/6/2021								42	
4/7/2021			1.9						
8/17/2021					18				
8/18/2021	22			11		21	55		30
8/19/2021		0.67	1.9					40	
8/20/2021									
2/9/2022	16			11	18				
2/10/2022			1.9			23			27
2/11/2022		0.55					58		
2/14/2022								41	
8/17/2022									
8/18/2022	15		1.8		20				
8/19/2022		0.78		12				39	
8/22/2022						22			28
8/23/2022									
8/31/2022							58		
2/21/2023									
2/22/2023	15	2.2	1.7	10	20		56		
2/23/2023						22		37	34

Prediction Limit

Constituent: Calcium, total (mg/L) Analysis Run 5/8/2023 1:42 PM View: Appendix III
 Plant Scherer Client: Southern Company Data: Scherer AP

	SGWC-21	SGWC-16	SGWC-15	SGWC-20	SGWC-13	SGWC-19	SGWC-18
5/10/2016							
5/11/2016							
5/12/2016	28.7	0.75	14.5	13.2	16.6		
5/13/2016						35.3	56.9
6/23/2016							
6/24/2016							
6/27/2016							
6/28/2016		0.768	14.7		14.4		
6/29/2016	27.9			15.8		34.6	
6/30/2016							46.4
8/16/2016							
8/17/2016							
8/18/2016		0.7	15		15		
8/19/2016							
8/22/2016	30			15		38	48
10/13/2016							
10/14/2016							
10/17/2016					15		
10/18/2016	30	0.75	16	14		36	
10/19/2016							51
12/5/2016							
12/6/2016					14		
12/7/2016	29	0.73	15				50
12/8/2016				11		36	
2/14/2017							
2/15/2017			17		17		
2/16/2017	31	0.81		14		41	51
4/10/2017							
4/11/2017							
4/12/2017			14		16		
4/13/2017	32	0.88		17		39	35
6/26/2017							
6/27/2017		0.76	16		15		
6/28/2017	29			15		36	36
10/10/2017							
10/11/2017					16		
10/12/2017	31	1.1	17	17		39	43
6/5/2018							
6/6/2018							
6/7/2018	29	0.84	16	11	15		
6/8/2018						37	90
10/16/2018			16				
10/18/2018				12			100
12/13/2018							
12/14/2018					16		
12/17/2018	29	0.94				42	
3/28/2019							
3/29/2019							
4/1/2019			16		17		
4/2/2019	27	0.92		14		38	89
9/12/2019							
9/13/2019							

Prediction Limit

Constituent: Calcium, total (mg/L) Analysis Run 5/8/2023 1:42 PM View: Appendix III
Plant Scherer Client: Southern Company Data: Scherer AP

	SGWC-21	SGWC-16	SGWC-15	SGWC-20	SGWC-13	SGWC-19	SGWC-18
9/16/2019							
9/17/2019	30	1	17	14	17	44	87
9/18/2019							
3/17/2020							
3/18/2020							
3/23/2020	36			13		46	
3/24/2020							
3/25/2020							
3/26/2020							81
3/27/2020		1.5	17		18		
9/14/2020					19		
9/15/2020	38	1.1	17	14		47	74
3/30/2021	41			14		50	68
3/31/2021			17				
4/1/2021		1.2					
4/6/2021							
4/7/2021					19		
8/17/2021							
8/18/2021	39						55
8/19/2021		1.1	17	12	20	45	
8/20/2021							
2/9/2022							
2/10/2022		1.2					55
2/11/2022	36		16	13	19	46	
2/14/2022							
8/17/2022							
8/18/2022					21		
8/19/2022			17				
8/22/2022	36			13		42	
8/23/2022							52
8/31/2022		1.2					
2/21/2023							
2/22/2023				14		38	41
2/23/2023	34	1.3	14		20		

Prediction Limit

Constituent: Chloride, Total (mg/L) Analysis Run 5/8/2023 1:42 PM View: Appendix III

Plant Scherer Client: Southern Company Data: Scherer AP

	SGWA-1 (bg)	SGWA-5 (bg)	SGWA-25 (bg)	SGWA-2 (bg)	SGWA-24 (bg)	SGWA-3 (bg)	SGWC-9	SGWC-8	SGWC-12
5/10/2016	1.9	1.98	2.77	1.51	1.94	3.45			
5/11/2016							9.29	12.6	9.04
5/12/2016									
5/13/2016									
6/23/2016	2.2	2.1		1.8	2.2				
6/24/2016						3.5			
6/27/2016			2.9					13	
6/28/2016									8.8
6/29/2016							9		
6/30/2016									
8/16/2016	2.1	1.8		1.5	2	3.4			
8/17/2016			2.4					14	
8/18/2016									9.3
8/19/2016									
8/22/2016							9.7		
10/13/2016	2				1.9				
10/14/2016		1.8	2.1	1.4		3.1			
10/17/2016								12	8.3
10/18/2016							9.4		
10/19/2016									
12/5/2016					1.9				
12/6/2016	2.2	1.8	1.7	1.5		3		12	8.9
12/7/2016							11		
12/8/2016									
2/14/2017	2	1.8	1.5	1.5	1.9	2.4		12	
2/15/2017									8.7
2/16/2017							9.5		
4/10/2017					1.8				
4/11/2017	1.8	1.7	1.7	1.3		2.5			
4/12/2017								11	8.6
4/13/2017							8.7		
6/26/2017	1.9	1.7		1.4	1.9	2.6			
6/27/2017			2.2				9.9	12	9.3
6/28/2017									
10/10/2017	1.8			1.3	1.8				
10/11/2017		1.6	1.7			2.4			8.8
10/12/2017							11	11	
6/5/2018	1.7	1.6	2	1.3	1.9				
6/6/2018						2	12	11	8.8
6/7/2018									
6/8/2018									
10/16/2018									
10/18/2018									
12/13/2018	1.7	1.7	1.9	1.3	2	2			
12/14/2018								11	9.1
12/17/2018							13		
3/28/2019		1.7	2.2			2			
3/29/2019	1.5			1.2	1.8				
4/1/2019							13	10	9
4/2/2019									
9/12/2019		1.5							
9/13/2019					1.7				

Prediction Limit

Constituent: Chloride, Total (mg/L) Analysis Run 5/8/2023 1:42 PM View: Appendix III
 Plant Scherer Client: Southern Company Data: Scherer AP

	SGWA-1 (bg)	SGWA-5 (bg)	SGWA-25 (bg)	SGWA-2 (bg)	SGWA-24 (bg)	SGWA-3 (bg)	SGWC-9	SGWC-8	SGWC-12
9/16/2019	1.8		1.9	1.3		2.2	14		9.3
9/17/2019								12	
9/18/2019									
3/17/2020		1.9	2.4	1.6		2.1			
3/18/2020	2				2.4				
3/23/2020									
3/24/2020									
3/25/2020							15	10	
3/26/2020									9.4
3/27/2020									
9/14/2020	2.1	1.9	2.7	1.5	2.5	2.5	19	14	10
9/15/2020									
3/30/2021	2.3			1.6	2.5				
3/31/2021		2.1				2.3	16		
4/1/2021								12	
4/6/2021									
4/7/2021			2.3						9
8/17/2021	1.9		2.6	1.6					
8/18/2021		2.2			2.7	2.4		14	
8/19/2021							18		
8/20/2021									9.9
2/9/2022	2	1.9	1.8	1.5		2.3			
2/10/2022					2.4		15	12	10
2/11/2022									
2/14/2022									
8/17/2022	2			1.5					
8/18/2022		2.1	1.9		3.1	2.4	17	13	9.5
8/19/2022									
8/22/2022									
8/23/2022									
8/31/2022									
2/21/2023	2	2				2.3			
2/22/2023				1.5			18	18	
2/23/2023			1.9		3.3				9.6

Prediction Limit

Constituent: Chloride, Total (mg/L) Analysis Run 5/8/2023 1:42 PM View: Appendix III
 Plant Scherer Client: Southern Company Data: Scherer AP

	SGWC-7	SGWC-10	SGWC-11	SGWC-6	SGWA-4 (bg)	SGWC-23	SGWC-17	SGWC-14	SGWC-22
9/16/2019			7.9	1.9	1.2				
9/17/2019	3.8	9.7					8.3	11	
9/18/2019						9.7			10
3/17/2020									
3/18/2020					1.5				
3/23/2020									
3/24/2020						9.1	7.8		10
3/25/2020		8.8	9	2.3					
3/26/2020	5.1								
3/27/2020								11	
9/14/2020	5.8	10	8.9	2.8	1.5				
9/15/2020						10	8.4	11	11
3/30/2021									
3/31/2021		9.2			1.6	11			11
4/1/2021	6			2.4			9.2		
4/6/2021								11	
4/7/2021			8.8						
8/17/2021					1.6				
8/18/2021	5			2.5		11	8.9		11
8/19/2021		9.3	9.9					11	
8/20/2021									
2/9/2022	4			2.6	1.5				
2/10/2022			8.8			12			10
2/11/2022		11					8.4		
2/14/2022								14	
8/17/2022									
8/18/2022	3.5		9.9		1.6				
8/19/2022		9.2		2.6				13	
8/22/2022						12			11
8/23/2022									
8/31/2022							8		
2/21/2023									
2/22/2023	3.6	9	9.9	2.3	1.6		8.1		
2/23/2023						12		12	11

Prediction Limit

Constituent: Chloride, Total (mg/L) Analysis Run 5/8/2023 1:42 PM View: Appendix III
 Plant Scherer Client: Southern Company Data: Scherer AP

	SGWC-21	SGWC-16	SGWC-15	SGWC-20	SGWC-13	SGWC-19	SGWC-18
5/10/2016							
5/11/2016							
5/12/2016	7.93	8.56	9.47	10.8	6.29		
5/13/2016						8.16	4.87
6/23/2016							
6/24/2016							
6/27/2016							
6/28/2016		7.8	9.8		5.4		
6/29/2016	7.7			11		7.6	
6/30/2016							4.7
8/16/2016							
8/17/2016							
8/18/2016		8.5	10		5.8		
8/19/2016							
8/22/2016	7.9			11		8.2	5
10/13/2016							
10/14/2016							
10/17/2016					5.4		
10/18/2016	7.1	8	9.4	10		7.7	
10/19/2016							5.1
12/5/2016							
12/6/2016					5.6		
12/7/2016	7.7	8	9.8				5.6
12/8/2016				9.7		7.8	
2/14/2017							
2/15/2017			9.8		5.4		
2/16/2017	7.4	7.7		9.8		7.4	7.4
4/10/2017							
4/11/2017							
4/12/2017			9.2		5.6		
4/13/2017	7.4	7.5		10		7.5	8.9
6/26/2017							
6/27/2017		8	9.5		5.9		
6/28/2017	8.1			12		7.9	10
10/10/2017							
10/11/2017					5.7		
10/12/2017	8.1	7.6	9.2	11		7.4	7.4
6/5/2018							
6/6/2018							
6/7/2018	8.6	7.7	9.3	9.9	6.2		
6/8/2018						7.2	9
10/16/2018			10				
10/18/2018				11			16
12/13/2018							
12/14/2018					7.5		
12/17/2018	9.3	8.1				7.3	
3/28/2019							
3/29/2019							
4/1/2019			9.2		7.7		
4/2/2019	9.3	8.2		11		7.3	15
9/12/2019							
9/13/2019							

Prediction Limit

Constituent: Chloride, Total (mg/L) Analysis Run 5/8/2023 1:42 PM View: Appendix III
Plant Scherer Client: Southern Company Data: Scherer AP

	SGWC-21	SGWC-16	SGWC-15	SGWC-20	SGWC-13	SGWC-19	SGWC-18
9/16/2019							
9/17/2019	10	8.4	10	11	8.4	7.4	13
9/18/2019							
3/17/2020							
3/18/2020							
3/23/2020	11			10		7.7	
3/24/2020							
3/25/2020							
3/26/2020							12
3/27/2020		8.5	10		9		
9/14/2020					11		
9/15/2020	12	8.6	10	11		7.7	11
3/30/2021	13			9.9		8.3	11
3/31/2021			11				
4/1/2021		9.2					
4/6/2021							
4/7/2021					10		
8/17/2021							
8/18/2021	13						15
8/19/2021		9.5	11	10	12	9.4	
8/20/2021							
2/9/2022							
2/10/2022		9.8					19
2/11/2022	11		12	9.6	12	10	
2/14/2022							
8/17/2022							
8/18/2022					12		
8/19/2022			11				
8/22/2022	10			9.4		9.6	
8/23/2022							16
8/31/2022		9.6					
2/21/2023							
2/22/2023				8.8		10	13
2/23/2023	8.9	9.8	11		11		

Prediction Limit

Constituent: Fluoride, total (mg/L) Analysis Run 5/8/2023 1:42 PM View: Appendix III

Plant Scherer Client: Southern Company Data: Scherer AP

	SGWA-1 (bg)	SGWA-3 (bg)	SGWA-24 (bg)	SGWA-2 (bg)	SGWA-5 (bg)	SGWA-25 (bg)	SGWC-12	SGWA-4 (bg)	SGWC-10
5/10/2016	<0.1	0.0192 (J)	0.0648 (J)	0.0537 (J)	0.0188 (J)	0.041 (J)			
5/11/2016							0.11 (J)	0.108 (J)	0.019 (J)
5/12/2016									
5/13/2016									
6/23/2016	<0.1		0.05 (J)	0.03 (J)	<0.1				
6/24/2016		0.02 (J)						0.08 (J)	
6/27/2016						0.03 (J)			
6/28/2016							0.18 (J)		<0.1
6/29/2016									
6/30/2016									
8/16/2016	<0.1	<0.1	<0.1	<0.1	<0.1				
8/17/2016						<0.1		<0.1	<0.1
8/18/2016							0.12 (J)		
8/19/2016									
8/22/2016									
10/13/2016	<0.1		<0.1						
10/14/2016		<0.1		<0.1	<0.1	<0.1			
10/17/2016							0.082 (J)	<0.1	<0.1
10/18/2016									
10/19/2016									
12/5/2016			<0.1						
12/6/2016	<0.1	<0.1		<0.1	<0.1	<0.1	0.11 (J)	0.091 (J)	<0.1
12/7/2016									
12/8/2016									
2/14/2017	<0.1	<0.1	<0.1	<0.1	<0.1	<0.1		0.1 (J)	
2/15/2017							0.13 (J)		<0.1
2/16/2017									
4/10/2017			<0.1						
4/11/2017	<0.1	<0.1		<0.1	<0.1	<0.1		<0.1	
4/12/2017							0.088 (J)		<0.1
4/13/2017									
6/26/2017	<0.1	<0.1	<0.1	<0.1	<0.1	<0.1		<0.1	
6/27/2017						<0.1	0.1 (J)		<0.1
6/28/2017									
10/10/2017	<0.1		<0.1	<0.1					
10/11/2017		<0.1			<0.1	<0.1	<0.1	<0.1	
10/12/2017									<0.1
3/26/2018	<0.1	<0.1	<0.1	<0.1					
3/27/2018					<0.1	<0.1	<0.1	<0.1	<0.1
3/28/2018									
6/5/2018	<0.1		<0.1	<0.1	<0.1	<0.1			
6/6/2018		<0.1					<0.1	<0.1	<0.1
6/7/2018									
6/8/2018									
10/5/2018	<0.1	<0.1	<0.1	<0.1					
10/8/2018					<0.1	<0.1	<0.1	<0.1	
10/9/2018									<0.1
10/16/2018									
10/18/2018									
2/18/2019	<0.1			0.05 (J)				0.066 (J)	
2/19/2019		<0.1	0.06 (J)		<0.1	0.044 (J)			
2/20/2019							0.052 (J)		<0.1

Prediction Limit

Constituent: Fluoride, total (mg/L) Analysis Run 5/8/2023 1:42 PM View: Appendix III
 Plant Scherer Client: Southern Company Data: Scherer AP

	SGWA-1 (bg)	SGWA-3 (bg)	SGWA-24 (bg)	SGWA-2 (bg)	SGWA-5 (bg)	SGWA-25 (bg)	SGWC-12	SGWA-4 (bg)	SGWC-10
3/28/2019		0.026 (J)			<0.1	0.037 (J)		0.052 (J)	
3/29/2019	<0.1		0.056 (J)	0.053 (J)					
4/1/2019							0.048 (J)		<0.1
4/2/2019									
9/12/2019					<0.1				
9/13/2019			0.049 (J)						
9/16/2019	<0.1	0.026 (J)		0.054 (J)		0.04 (J)	0.065 (J)	0.055 (J)	
9/17/2019									<0.1
9/18/2019									
2/13/2020	<0.1		0.066 (J)	0.051 (J)					
2/17/2020					<0.1	0.041 (J)			
2/18/2020		<0.1						0.068 (J)	
2/19/2020							0.064 (J)		<0.1
2/20/2020									
3/17/2020		0.029 (J)		0.038 (J)	0.03 (J)	0.041 (J)			
3/18/2020	<0.1		0.078 (J)					<0.1	
3/23/2020									
3/24/2020									
3/25/2020									0.031 (J)
3/26/2020							0.081 (J)		
3/27/2020									
9/14/2020	<0.1	<0.1	0.038 (J)	0.033 (J)	<0.1	0.028 (J)	0.042 (J)	0.035 (J)	<0.1
9/15/2020									
2/9/2021	<0.1	<0.1	0.059 (J)	0.055 (J)	<0.1	0.037 (J)	0.074 (J)	0.059 (J)	<0.1
2/10/2021									
3/30/2021	<0.1		0.052 (J)	0.048 (J)					
3/31/2021		<0.1			<0.1			0.051 (J)	0.047 (J)
4/1/2021									
4/6/2021									
4/7/2021						0.054 (J)	0.066 (J)		
8/17/2021	0.052 (J)			0.096 (J)		0.079 (J)		0.093 (J)	
8/18/2021		0.066 (J)	0.16		0.07 (J)				
8/19/2021									<0.1
8/20/2021							0.082 (J)		
2/9/2022	0.034 (J)	0.049 (J)		0.11	0.044 (J)	0.069 (J)		0.083 (J)	
2/10/2022			0.061 (J)				0.06 (J)		
2/11/2022									0.03 (J)
2/14/2022									
8/17/2022	0.088 (J)			0.076 (J)					
8/18/2022		0.034 (J)	0.051 (J)		0.036 (J)	0.044 (J)	0.052 (J)	0.056 (J)	
8/19/2022									<0.1
8/22/2022									
8/23/2022									
8/31/2022									
2/21/2023	0.048 (J)	0.041 (J)			0.039 (J)				
2/22/2023				0.07 (J)				0.6 (o)	0.045 (J)
2/23/2023			0.074 (J)			0.075 (J)	0.089 (J)		

Prediction Limit

Constituent: Fluoride, total (mg/L) Analysis Run 5/8/2023 1:42 PM View: Appendix III
 Plant Scherer Client: Southern Company Data: Scherer AP

	SGWC-11	SGWC-7	SGWC-8	SGWC-6	SGWC-9	SGWC-22	SGWC-15	SGWC-14	SGWC-16
5/10/2016									
5/11/2016	0.033 (J)	0.245 (J)	0.362	0.133 (J)	0.076 (J)				
5/12/2016						0.029 (J)	0.1071 (J)	0.031 (J)	0.011 (J)
5/13/2016									
6/23/2016									
6/24/2016									
6/27/2016		0.23 (J)	0.45	0.21 (J)					
6/28/2016	0.08 (J)						0.26 (J)	0.03 (J)	0.09 (J)
6/29/2016					0.13 (J)	0.04 (J)			
6/30/2016									
8/16/2016									
8/17/2016	<0.1	0.22	0.54	0.14 (J)					
8/18/2016							0.14 (J)	<0.1	<0.1
8/19/2016						<0.1			
8/22/2016					<0.1				
10/13/2016									
10/14/2016									
10/17/2016	<0.1		0.51	0.11 (J)				<0.1	
10/18/2016		0.24			<0.1	<0.1	0.12 (J)		<0.1
10/19/2016									
12/5/2016									
12/6/2016	<0.1	0.26	0.58	0.14 (J)					
12/7/2016					<0.1	<0.1	0.13 (J)	<0.1	<0.1
12/8/2016									
2/14/2017		0.17 (J)	0.39	0.2					
2/15/2017	<0.1						0.12 (J)	<0.1	
2/16/2017					0.097 (J)	0.1 (J)			<0.1
4/10/2017									
4/11/2017									
4/12/2017	<0.1	0.2	0.41	0.089 (J)			0.11 (J)	<0.1	
4/13/2017					<0.1	<0.1			<0.1
6/26/2017									
6/27/2017	<0.1	0.23	0.47	0.085 (J)	<0.1		0.13 (J)	<0.1	<0.1
6/28/2017						<0.1			
10/10/2017									
10/11/2017	<0.1	0.21		0.089 (J)				<0.1	
10/12/2017			0.47		<0.1	<0.1	0.13 (J)		<0.1
3/26/2018									
3/27/2018	<0.1	0.19 (J)	0.4	<0.1			0.12 (J)	<0.1	<0.1
3/28/2018					<0.1	<0.1			
6/5/2018									
6/6/2018	<0.1	0.2	0.4	<0.1	<0.1				
6/7/2018						<0.1	0.14 (J)	<0.1	<0.1
6/8/2018									
10/5/2018									
10/8/2018				<0.1		<0.1		<0.1	<0.1
10/9/2018		0.2	0.47		<0.1				
10/16/2018	<0.1						0.14 (J)		
10/18/2018									
2/18/2019									
2/19/2019						<0.1			
2/20/2019	<0.1	0.2	0.32	0.092 (J)	0.074 (J)		0.33	<0.1	<0.1

Prediction Limit

Constituent: Fluoride, total (mg/L) Analysis Run 5/8/2023 1:42 PM View: Appendix III
 Plant Scherer Client: Southern Company Data: Scherer AP

	SGWC-11	SGWC-7	SGWC-8	SGWC-6	SGWC-9	SGWC-22	SGWC-15	SGWC-14	SGWC-16
3/28/2019									
3/29/2019									
4/1/2019	<0.1	0.12 (J)	0.21		0.041 (J)		0.072 (J)	<0.1	
4/2/2019				0.1 (J)		<0.1			<0.1
9/12/2019									
9/13/2019									
9/16/2019	<0.1			0.099 (J)	0.057 (J)				
9/17/2019		0.2	0.47				0.1	0.028 (J)	<0.1
9/18/2019						0.028 (J)			
2/13/2020									
2/17/2020									
2/18/2020	<0.1	0.2	0.38	0.11		<0.1			
2/19/2020					0.061 (J)		0.13	0.026 (J)	<0.1
2/20/2020									
3/17/2020									
3/18/2020									
3/23/2020									
3/24/2020						<0.1			
3/25/2020	0.058 (J)		0.31	0.13	0.079 (J)				
3/26/2020		0.14							
3/27/2020							0.13	0.041 (J)	0.027 (J)
9/14/2020	<0.1	0.11	0.29	0.076 (J)	0.037 (J)				
9/15/2020						<0.1	0.15	0.04 (J)	0.037 (J)
2/9/2021	<0.1	0.22	0.37	0.12	0.05 (J)		0.14	<0.1	<0.1
2/10/2021						<0.1			
3/30/2021									
3/31/2021					0.073 (J)	<0.1	0.12		
4/1/2021		0.25	0.38	0.14					<0.1
4/6/2021								<0.1	
4/7/2021	<0.1								
8/17/2021									
8/18/2021		0.31	0.48	0.19		0.054 (J)			
8/19/2021	<0.1				0.078 (J)		0.12	<0.1	0.038 (J)
8/20/2021									
2/9/2022		0.27		0.19					
2/10/2022	<0.1		0.44		0.098 (J)	<0.1			<0.1
2/11/2022							0.14		
2/14/2022								0.035 (J)	
8/17/2022									
8/18/2022	0.034 (J)	0.14	0.54		0.51				
8/19/2022				0.12			0.11	<0.1	
8/22/2022						0.038 (J)			
8/23/2022									
8/31/2022									0.058 (J)
2/21/2023									
2/22/2023	0.063 (J)	0.16	0.52	0.11	0.076 (J)				
2/23/2023						0.075 (J)	0.11	0.068 (J)	0.045 (J)

Prediction Limit

Constituent: Fluoride, total (mg/L) Analysis Run 5/8/2023 1:42 PM View: Appendix III
 Plant Scherer Client: Southern Company Data: Scherer AP

	SGWC-17	SGWC-13	SGWC-20	SGWC-21	SGWC-23	SGWC-18	SGWC-19
5/10/2016							
5/11/2016							
5/12/2016	0.066 (J)	0.042 (J)	0.259 (J)	0.079 (J)	0.0341 (J)		
5/13/2016						0.0343 (J)	0.0126 (J)
6/23/2016							
6/24/2016							
6/27/2016							
6/28/2016		0.15 (J)					
6/29/2016	0.17 (J)		0.45	0.15 (J)	0.04 (J)		0.18 (J)
6/30/2016						0.18 (J)	
8/16/2016							
8/17/2016							
8/18/2016	<0.1	<0.1					
8/19/2016					<0.1		
8/22/2016			0.33	0.083 (J)		<0.1	<0.1
10/13/2016							
10/14/2016							
10/17/2016		<0.1					
10/18/2016			0.26	<0.1	<0.1		<0.1
10/19/2016	<0.1					<0.1	
12/5/2016							
12/6/2016		<0.1					
12/7/2016	<0.1			<0.1	<0.1	<0.1	
12/8/2016			0.28				<0.1
2/14/2017							
2/15/2017	0.089 (J)	<0.1			0.092 (J)		
2/16/2017			0.28	0.12 (J)		<0.1	<0.1
4/10/2017							
4/11/2017							
4/12/2017		<0.1					
4/13/2017	<0.1		0.2	<0.1	<0.1	<0.1	<0.1
6/26/2017							
6/27/2017	<0.1	<0.1					
6/28/2017			0.22	0.1 (J)	<0.1	<0.1	<0.1
10/10/2017							
10/11/2017		<0.1					
10/12/2017	<0.1		0.18 (J)	<0.1	<0.1	<0.1	<0.1
3/26/2018							
3/27/2018	<0.1	<0.1			<0.1		
3/28/2018			0.19 (J)	<0.1		<0.1	<0.1
6/5/2018							
6/6/2018							
6/7/2018	<0.1	<0.1	0.21	<0.1	<0.1		
6/8/2018						<0.1	<0.1
10/5/2018							
10/8/2018	<0.1	<0.1		<0.1	<0.1		
10/9/2018							<0.1
10/16/2018							
10/18/2018			0.23			<0.1	
2/18/2019							
2/19/2019					0.055 (J)		
2/20/2019	0.034 (J)	<0.1	0.2	0.051 (J)		<0.1	<0.1

Prediction Limit

Constituent: Fluoride, total (mg/L) Analysis Run 5/8/2023 1:42 PM View: Appendix III
 Plant Scherer Client: Southern Company Data: Scherer AP

	SGWC-17	SGWC-13	SGWC-20	SGWC-21	SGWC-23	SGWC-18	SGWC-19
3/28/2019							
3/29/2019							
4/1/2019		<0.1					
4/2/2019	0.045 (J)		0.15 (J)	0.066 (J)	0.036 (J)	0.05 (J)	<0.1
9/12/2019							
9/13/2019							
9/16/2019							
9/17/2019	0.047 (J)	0.04 (J)	0.14	0.077 (J)		0.034 (J)	<0.1
9/18/2019					0.044 (J)		
2/13/2020							
2/17/2020							
2/18/2020			0.16	0.073 (J)	0.082 (J)		
2/19/2020	0.046 (J)	0.027 (J)					<0.1
2/20/2020						<0.1	
3/17/2020							
3/18/2020							
3/23/2020			0.25	0.11			0.057 (J)
3/24/2020	0.058 (J)				0.081 (J)		
3/25/2020							
3/26/2020						0.091 (J)	
3/27/2020		0.045 (J)					
9/14/2020		<0.1					
9/15/2020	0.052 (J)		0.15	0.061 (J)	0.052 (J)	<0.1	<0.1
2/9/2021		<0.1					
2/10/2021	0.03 (J)		0.19	0.049 (J)	0.046 (J)	<0.1	<0.1
3/30/2021			0.18	0.074 (J)		0.1 (J)	<0.1
3/31/2021					0.046 (J)		
4/1/2021	0.051 (J)						
4/6/2021							
4/7/2021		0.053 (J)					
8/17/2021							
8/18/2021	0.087 (J)			0.12	0.11	0.099 (J)	
8/19/2021		<0.1	0.17				<0.1
8/20/2021							
2/9/2022							
2/10/2022					0.066 (J)	0.039 (J)	
2/11/2022	0.064 (J)	0.045 (J)	0.14	0.092 (J)			<0.1
2/14/2022							
8/17/2022							
8/18/2022		0.038 (J)					
8/19/2022							
8/22/2022			0.22	0.09 (J)	0.052 (J)		0.041 (J)
8/23/2022						0.1 (J)	
8/31/2022	0.058 (J)						
2/21/2023							
2/22/2023	0.06 (J)		0.13			0.061 (J)	0.046 (J)
2/23/2023		0.077 (J)		0.087 (J)	0.089 (J)		

Prediction Limit

Constituent: pH (S.U.) Analysis Run 5/8/2023 1:42 PM View: Appendix III

Plant Scherer Client: Southern Company Data: Scherer AP

	SGWA-1 (bg)	SGWA-24 (bg)	SGWA-25 (bg)	SGWA-3 (bg)	SGWA-5 (bg)	SGWA-2 (bg)	SGWC-12	SGWC-11	SGWC-9
2/13/2020	5.09	6.24				6.59			
2/17/2020			6.1		5.73				
2/18/2020				5.76				5.09	
2/19/2020							6.07		6.03
2/20/2020									
3/17/2020			6.02	5.87	5.62	6.83			
3/18/2020	5.37	6.4							
3/23/2020									
3/24/2020									
3/25/2020								5.16	6.01
3/26/2020							6.1		
3/27/2020									
5/19/2020	5.37	6.37	6.03	5.8	5.61	6.8			
9/14/2020	5.11	6.52	5.98	5.84	5.82	6.73	6.11	5.14	6.33
9/15/2020									
2/9/2021	5.25	6.4	6.06	5.8	5.53	6.75	6.13	5.24	6.21
2/10/2021									
3/30/2021	5.28	6.27				6.73			
3/31/2021				5.72	5.5				6.2
4/1/2021									
4/6/2021									
4/7/2021			6.12				6.44	5.18	
8/17/2021	5.26		6.08			6.84			
8/18/2021		6.45		5.85	5.51				
8/19/2021								5.23	6.22
8/20/2021							6.13		
2/9/2022	5.28		6.17	5.84	5.56	7.01			
2/10/2022		6.38					6.19	5.11	6.25
2/11/2022									
2/14/2022									
8/17/2022	5.16					6.79			
8/18/2022		6.32	6.03	5.64	5.43		6.12	5.06	6.52
8/19/2022									
8/22/2022									
8/23/2022									
8/31/2022									
10/25/2022									
10/31/2022									
11/16/2022									
2/21/2023	5.28			5.82	5.6				
2/22/2023						6.85		5.1	6.14
2/23/2023		6.33	6.04				6.04		

Prediction Limit

Constituent: pH (S.U.) Analysis Run 5/8/2023 1:42 PM View: Appendix III

Plant Scherer Client: Southern Company Data: Scherer AP

	SGWC-6	SGWA-4 (bg)	SGWC-7	SGWC-8	SGWC-10	SGWC-21	SGWC-22	SGWC-23	SGWC-20
5/10/2016									
5/11/2016	6.39	6.49	6.66	6.35	5.7				
5/12/2016						5.95	5.675 (D)	6.18	4.36
5/13/2016									
8/16/2016									
8/17/2016	6.28	6.42	6.55	6.45	5.55				
8/18/2016									
8/19/2016							5.65	5.84	
8/22/2016						5.96			4.37
10/13/2016									
10/14/2016									
10/17/2016	6.3	6.44		6.43	5.45				
10/18/2016			6.59			5.9	5.71	5.89	4.26
10/19/2016									
12/5/2016									
12/6/2016	6.3	6.48	6.51	6.48	5.49				
12/7/2016						6.03	5.71	5.87	
12/8/2016									4.28
2/14/2017	6.31	6.18	6.3	6.39					
2/15/2017					5.29			6.04	
2/16/2017						6.03	5.7		4.29
4/10/2017									
4/11/2017		6.49							
4/12/2017	6.23		6.43	6.35	5.39				
4/13/2017						5.93	5.7	5.85	4.24
6/26/2017		6.48							
6/27/2017	6.23		6.56	6.41					
6/28/2017						6	5.66	5.9	4.28
10/10/2017									
10/11/2017	6.09	6.42	6.4						
10/12/2017				6.41	5.3	6.09	5.73	6.07	4.32
3/26/2018									
3/27/2018	6.2	6.53	6.6	6.66	5.58			5.99	
3/28/2018						6.08	5.89		4.25
6/5/2018									
6/6/2018	5.99	6.7	6.56	6.42	5.43				
6/7/2018						6.1	5.66	5.97	4.26
6/8/2018									
10/5/2018									
10/8/2018	6.3	6.53				6.14	5.74	5.94	
10/9/2018			6.56	6.51	5.29				
10/16/2018									
10/18/2018									4.3
3/28/2019		6.53							
3/29/2019									
4/1/2019			6.57	6.41	5.46				
4/2/2019	6.25					6.09	5.65	5.87	4.33
9/12/2019									
9/13/2019									
9/16/2019	6.26	6.44							
9/17/2019			6.41	6.5	5.31	6.27			4.37
9/18/2019							5.66	5.97	

Prediction Limit

Constituent: pH (S.U.) Analysis Run 5/8/2023 1:42 PM View: Appendix III

Plant Scherer Client: Southern Company Data: Scherer AP

	SGWC-6	SGWA-4 (bg)	SGWC-7	SGWC-8	SGWC-10	SGWC-21	SGWC-22	SGWC-23	SGWC-20
2/13/2020									
2/17/2020									
2/18/2020	6.32	6.38	6.35	6.39		6.06	5.59	5.95	4.3
2/19/2020					5.07				
2/20/2020									
3/17/2020									
3/18/2020		6.36							
3/23/2020						6.12			4.19
3/24/2020							5.62	6	
3/25/2020	6.31			6.35	5.26				
3/26/2020			6.52						
3/27/2020									
5/19/2020		6.38							
9/14/2020	6.29	6.4	6.31	6.56	5.51				
9/15/2020						6.1	5.65	5.89	4.3
2/9/2021	6.34	6.38	6.42	6.35	5.23				
2/10/2021						6.21	5.58	5.85	4.22
3/30/2021						6.17			4.32
3/31/2021		6.33			5.3		5.73	5.93	
4/1/2021	6.31		6.44	6.32					
4/6/2021									
4/7/2021									
8/17/2021		6.41							
8/18/2021	6.33		6.61	6.48		6.26	5.76	6.01	
8/19/2021					5.21				4.28
8/20/2021									
2/9/2022	6.33	6.38	6.77						
2/10/2022				6.47			5.78	6.13	
2/11/2022					5.13	6.31			4.27
2/14/2022									
8/17/2022									
8/18/2022		6.35	6.77	6.8					
8/19/2022	6.24				5.22				
8/22/2022						6.17	5.62	5.91	4.3
8/23/2022									
8/31/2022									
10/25/2022									
10/31/2022						6.29	5.72	6	4.32
11/16/2022									
2/21/2023									
2/22/2023	6.28	6.36	6.51	6.51	5.23				4.38
2/23/2023						6.19	5.72	6	

Prediction Limit

Constituent: pH (S.U.) Analysis Run 5/8/2023 1:42 PM View: Appendix III
 Plant Scherer Client: Southern Company Data: Scherer AP

	SGWC-14	SGWC-15	SGWC-16	SGWC-13	SGWC-17	SGWC-18	SGWC-19
5/10/2016							
5/11/2016							
5/12/2016	5.79	4.76	5.29	6.09	6.21		
5/13/2016						4.7	5.55
8/16/2016							
8/17/2016							
8/18/2016	5.75	4.73	5.3	6	6.24		
8/19/2016							
8/22/2016						4.68	5.5
10/13/2016							
10/14/2016							
10/17/2016	5.73			6.01			
10/18/2016		4.62	5.23				5.46
10/19/2016					6.2	4.65	
12/5/2016							
12/6/2016				5.98			
12/7/2016	5.75	4.63	5.31		6.19	4.69	
12/8/2016							5.39
2/14/2017							
2/15/2017	5.58	4.51		5.74	6.25		
2/16/2017			4.77			4.77	5.32
4/10/2017							
4/11/2017							
4/12/2017	5.85	4.67		6.01			
4/13/2017			5.28		6.21	4.79	5.47
6/26/2017							
6/27/2017	5.86	4.66	5.22	6.05	6.27		
6/28/2017						4.78	5.5
10/10/2017							
10/11/2017	5.98			6.14			
10/12/2017		4.76	5.43		6.33	4.86	5.57
3/26/2018							
3/27/2018	5.87	4.61	5.28	6.25	6.26		
3/28/2018						4.74	5.74
6/5/2018							
6/6/2018							
6/7/2018	5.81	4.62	5.26	5.93	6.21		
6/8/2018						4.69	5.52
10/5/2018							
10/8/2018	5.83		5.29	6.02	6.17		
10/9/2018							5.51
10/16/2018		4.59					
10/18/2018						4.7	
3/28/2019							
3/29/2019							
4/1/2019	5.89	4.72		6.06			
4/2/2019			5.27		6.26	4.72	5.5
9/12/2019							
9/13/2019							
9/16/2019							
9/17/2019	5.78	4.65	5.26	5.98	6.23	4.77	5.55
9/18/2019							

Prediction Limit

Constituent: pH (S.U.) Analysis Run 5/8/2023 1:42 PM View: Appendix III

Plant Scherer Client: Southern Company Data: Scherer AP

	SGWC-14	SGWC-15	SGWC-16	SGWC-13	SGWC-17	SGWC-18	SGWC-19
2/13/2020							
2/17/2020							
2/18/2020							
2/19/2020	5.75	4.58	5.16	5.94	6.16		5.53
2/20/2020						4.64	
3/17/2020							
3/18/2020							
3/23/2020							5.51
3/24/2020					6.21		
3/25/2020							
3/26/2020						4.74	
3/27/2020	5.74	4.51	5.17	5.89			
5/19/2020							
9/14/2020				6			
9/15/2020	6.01	4.87	5.56		6.42	4.94	5.51
2/9/2021	5.85	4.26	5.22	5.98			
2/10/2021					6.23	4.8	5.55
3/30/2021						4.82	5.57
3/31/2021		4.77					
4/1/2021			5.24		6.25		
4/6/2021	5.84						
4/7/2021				6.07			
8/17/2021							
8/18/2021					6.26	4.83	
8/19/2021	5.86	4.63	5.28	5.99			5.61
8/20/2021							
2/9/2022							
2/10/2022			5.21			4.86	
2/11/2022		4.59		6.02	6.39		5.65
2/14/2022	5.77						
8/17/2022							
8/18/2022				5.78			
8/19/2022	5.62	4.61					
8/22/2022							5.54
8/23/2022						4.8	
8/31/2022			5.1		6.26		
10/25/2022			5.23		6.27		
10/31/2022						4.89	5.53
11/16/2022			5.17		6.23		
2/21/2023							
2/22/2023					6.23	5	5.53
2/23/2023	5.72	4.59	5.13	5.94			

Prediction Limit

Constituent: Sulfate, total (mg/L) Analysis Run 5/8/2023 1:42 PM View: Appendix III

Plant Scherer Client: Southern Company Data: Scherer AP

	SGWA-1 (bg)	SGWA-5 (bg)	SGWA-25 (bg)	SGWA-2 (bg)	SGWA-24 (bg)	SGWA-3 (bg)	SGWC-9	SGWC-8	SGWC-12
5/10/2016	0.6766 (J)	0.4716 (J)	0.686 (J)	0.4053 (J)	<1	2.82			
5/11/2016							313	61.6	30.1
5/12/2016									
5/13/2016									
6/23/2016	0.94 (J)	0.46 (J)		0.55 (J)	0.3 (J)				
6/24/2016						2.3			
6/27/2016			0.61 (J)					64	
6/28/2016									25
6/29/2016							280		
6/30/2016									
8/16/2016	1.2	<1		<1	<1	1.5			
8/17/2016			<1					63	
8/18/2016									24
8/19/2016									
8/22/2016							300		
10/13/2016	2.9				<1				
10/14/2016		<1	<1	<1		1.2			
10/17/2016								64	23
10/18/2016							280		
10/19/2016									
12/5/2016					<1				
12/6/2016	3.2	<1	<1	<1		1.3		72	28
12/7/2016							280		
12/8/2016									
2/14/2017	0.76 (J)	<1	<1	<1	<1	1.9		73	
2/15/2017									33
2/16/2017							300		
4/10/2017					<1				
4/11/2017	<1	<1	<1	<1		1.3			
4/12/2017								64	30
4/13/2017							280		
6/26/2017	0.74 (J)	<1		<1	<1	1.5			
6/27/2017			<1				340	77	33
6/28/2017									
10/10/2017	0.76 (J)			<1	<1				
10/11/2017		<1	<1			0.98 (J)			33
10/12/2017							310	74	
6/5/2018	<1	<1	<1	<1	<1				
6/6/2018						1.8	320	74	41
6/7/2018									
6/8/2018									
10/16/2018									
10/18/2018									
12/13/2018	<1	<1	<1	<1	<1	1.4			
12/14/2018								72	43
12/17/2018							330		
3/28/2019		<1	<1			1.9			
3/29/2019	<1			0.65 (J)	<1				
4/1/2019							310	67	48
4/2/2019									
9/12/2019		<1							
9/13/2019					<1				

Prediction Limit

Constituent: Sulfate, total (mg/L) Analysis Run 5/8/2023 1:42 PM View: Appendix III

Plant Scherer Client: Southern Company Data: Scherer AP

	SGWA-1 (bg)	SGWA-5 (bg)	SGWA-25 (bg)	SGWA-2 (bg)	SGWA-24 (bg)	SGWA-3 (bg)	SGWC-9	SGWC-8	SGWC-12
9/16/2019	0.98 (J)		<1	0.68 (J)		0.92 (J)	310		44
9/17/2019								77	
9/18/2019									
3/17/2020		0.55 (J)	0.61 (J)	0.78 (J)		1.6			
3/18/2020	1.2				0.45 (J)				
3/23/2020									
3/24/2020									
3/25/2020							300	62	
3/26/2020									44
3/27/2020									
9/14/2020	0.58 (J)	<1	<1	<1	<1	0.82 (J)	220	81	41
9/15/2020									
3/30/2021	1.2			<1	<1				
3/31/2021		<1				1.1	240		
4/1/2021								74	
4/6/2021									
4/7/2021			<1						54
8/17/2021	<1		<1	<1					
8/18/2021		<1			1	0.9 (J)		78	
8/19/2021							160		
8/20/2021									60
2/9/2022	1	<1	<1	1.2		1.3			
2/10/2022					<1		190	80	41
2/11/2022									
2/14/2022									
8/17/2022	0.94 (J)			0.87 (J)					
8/18/2022		<1	<1		<1	<1	200	78	50
8/19/2022									
8/22/2022									
8/23/2022									
8/31/2022									
2/21/2023	1.3	1.2				1.6			
2/22/2023				1.4			200	52	
2/23/2023			1.3		1.6				57

Prediction Limit

Constituent: Sulfate, total (mg/L) Analysis Run 5/8/2023 1:42 PM View: Appendix III
 Plant Scherer Client: Southern Company Data: Scherer AP

	SGWC-7	SGWC-10	SGWC-11	SGWC-6	SGWA-4 (bg)	SGWC-23	SGWC-17	SGWC-14	SGWC-22
5/10/2016									
5/11/2016	21.6	7.43	6.31	0.866 (J)	3.75				
5/12/2016						131	125	194	85.3
5/13/2016									
6/23/2016									
6/24/2016					3				
6/27/2016	17			0.86 (J)					
6/28/2016		6.3	3.7					200	
6/29/2016						120	120		84
6/30/2016									
8/16/2016									
8/17/2016	19	11	2.4	<1	1.8				
8/18/2016							130	180	
8/19/2016						120			81
8/22/2016									
10/13/2016									
10/14/2016									
10/17/2016		4.4	2.1	<1	1.4			190	
10/18/2016	17					130			83
10/19/2016							140		
12/5/2016									
12/6/2016	18	11	1.9	<1	1.4				
12/7/2016						140	160	200	85
12/8/2016									
2/14/2017	21			1	1.1				
2/15/2017		1.3	1.2			120	160	190	
2/16/2017									83
4/10/2017									
4/11/2017					1				
4/12/2017	18	2.8	1	<1				170	
4/13/2017						100	140		79
6/26/2017					0.99 (J)				
6/27/2017	19	8.2	1.2	<1			160	200	
6/28/2017						120			90
10/10/2017									
10/11/2017	15		0.82 (J)	<1	0.93 (J)			190	
10/12/2017		1.3				120	170		87
6/5/2018									
6/6/2018	14	2.9	0.89 (J)	<1	0.89 (J)				
6/7/2018						100	170	190	94
6/8/2018									
10/16/2018			1.3						
10/18/2018									
12/13/2018					0.76 (J)				
12/14/2018	10			<1			180	190	
12/17/2018		16				96			99
3/28/2019					1.2				
3/29/2019									
4/1/2019	16	21	0.81 (J)					180	
4/2/2019				1.3		95	180		100
9/12/2019									
9/13/2019									

Prediction Limit

Constituent: Sulfate, total (mg/L) Analysis Run 5/8/2023 1:42 PM View: Appendix III
 Plant Scherer Client: Southern Company Data: Scherer AP

	SGWC-7	SGWC-10	SGWC-11	SGWC-6	SGWA-4 (bg)	SGWC-23	SGWC-17	SGWC-14	SGWC-22
9/16/2019			0.72 (J)	0.53 (J)	1.1				
9/17/2019	8.7	2.3					200	200	
9/18/2019						95			100
3/17/2020									
3/18/2020					1.3				
3/23/2020									
3/24/2020						71	190		100
3/25/2020		14	0.58 (J)	0.58 (J)					
3/26/2020	15								
3/27/2020								180	
9/14/2020	17	2.2	0.59 (J)	0.46 (J)	0.96 (J)				
9/15/2020						72	190	180	110
3/30/2021									
3/31/2021		15			1.1	75			120
4/1/2021	18			<1			210		
4/6/2021								190	
4/7/2021			1.3						
8/17/2021					1.1				
8/18/2021	12			<1		66	200		110
8/19/2021		2.2	<1					190	
8/20/2021									
2/9/2022	7.1			0.88 (J)	1.1				
2/10/2022			<1			73			100
2/11/2022		2.1					190		
2/14/2022								220	
8/17/2022									
8/18/2022	5.3		<1		<1				
8/19/2022		4.5		<1				200	
8/22/2022						61			110
8/23/2022									
8/31/2022							220		
2/21/2023									
2/22/2023	6.7	18	3.1	1.4	1.4		230		
2/23/2023						64		210	120

Prediction Limit

Constituent: Sulfate, total (mg/L) Analysis Run 5/8/2023 1:42 PM View: Appendix III
 Plant Scherer Client: Southern Company Data: Scherer AP

	SGWC-21	SGWC-16	SGWC-15	SGWC-20	SGWC-13	SGWC-19	SGWC-18
5/10/2016							
5/11/2016							
5/12/2016	76.9	9.9	194	255	89.7		
5/13/2016						212	484
6/23/2016							
6/24/2016							
6/27/2016							
6/28/2016		11	200		76		
6/29/2016	78			270		220	
6/30/2016							490
8/16/2016							
8/17/2016							
8/18/2016		14	190		78		
8/19/2016							
8/22/2016	78			270		220	500
10/13/2016							
10/14/2016							
10/17/2016					73		
10/18/2016	70	15	190	240		210	
10/19/2016							520
12/5/2016							
12/6/2016					76		
12/7/2016	80	17	200				510
12/8/2016				240		220	
2/14/2017							
2/15/2017			190		73		
2/16/2017	77	17		230		210	450
4/10/2017							
4/11/2017							
4/12/2017			170		70		
4/13/2017	70	15		220		190	380
6/26/2017							
6/27/2017		19	200		78		
6/28/2017	82			240		220	390
10/10/2017							
10/11/2017					72		
10/12/2017	76	20	190	210		210	430
6/5/2018							
6/6/2018							
6/7/2018	79	25	190	210	69		
6/8/2018						220	870
10/16/2018			200				
10/18/2018				210			1200
12/13/2018							
12/14/2018					74		
12/17/2018	88	28				270	
3/28/2019							
3/29/2019							
4/1/2019			190		82		
4/2/2019	92	31		220		240	1100
9/12/2019							
9/13/2019							

Prediction Limit

Constituent: Sulfate, total (mg/L) Analysis Run 5/8/2023 1:42 PM View: Appendix III
Plant Scherer Client: Southern Company Data: Scherer AP

	SGWC-21	SGWC-16	SGWC-15	SGWC-20	SGWC-13	SGWC-19	SGWC-18
9/16/2019							
9/17/2019	99	33	220	220	79	260	1100
9/18/2019							
3/17/2020							
3/18/2020							
3/23/2020	120			220		250	
3/24/2020							
3/25/2020							
3/26/2020							1000
3/27/2020		35	190		81		
9/14/2020					89		
9/15/2020	130	36	190	200		250	860
3/30/2021	140			220		270	960
3/31/2021			200				
4/1/2021		37					
4/6/2021							
4/7/2021					96		
8/17/2021							
8/18/2021	130						940
8/19/2021		38	200	230	82	280	
8/20/2021							
2/9/2022							
2/10/2022		45					890
2/11/2022	120		200	230	94	260	
2/14/2022							
8/17/2022							
8/18/2022					95		
8/19/2022			180				
8/22/2022	130			220		260	
8/23/2022							910
8/31/2022		49					
2/21/2023							
2/22/2023				230		260	790
2/23/2023	120	55	190		96		

Prediction Limit

Constituent: Total Dissolved Solids [TDS] (mg/L) Analysis Run 5/8/2023 1:42 PM View: Appendix III

Plant Scherer Client: Southern Company Data: Scherer AP

	SGWA-1 (bg)	SGWA-5 (bg)	SGWA-25 (bg)	SGWA-2 (bg)	SGWA-24 (bg)	SGWA-3 (bg)	SGWC-9	SGWC-8	SGWC-12
5/10/2016	44	64	100	96	110	59			
5/11/2016							527	330	195
5/12/2016									
5/13/2016									
6/23/2016	38	58		91	118				
6/24/2016						39			
6/27/2016			117					423	
6/28/2016									200
6/29/2016							562		
6/30/2016									
8/16/2016	22	52		100	110	38			
8/17/2016			86					410	
8/18/2016									200
8/19/2016									
8/22/2016							500		
10/13/2016	66				120				
10/14/2016		58	80	100		34			
10/17/2016								370	160
10/18/2016							490		
10/19/2016									
12/5/2016					110				
12/6/2016	54	72	110	110		70		420	220
12/7/2016							510		
12/8/2016									
2/14/2017	18	52	98	76	86	32		370	
2/15/2017									200
2/16/2017							520		
4/10/2017					120				
4/11/2017	50	78	110	120		64			
4/12/2017								370	180
4/13/2017							590		
6/26/2017	60	80		110	130	64			
6/27/2017			18				550	380	200
6/28/2017									
10/10/2017	36			100	110				
10/11/2017		64	94			42			190
10/12/2017							560	400	
6/5/2018	8	50	80	74	76				
6/6/2018						46	590	410	260
6/7/2018									
6/8/2018									
10/16/2018									
10/18/2018									
12/13/2018	16	58	4 (J)	110	100	4 (J)			
12/14/2018								390	190
12/17/2018							510		
3/28/2019		58	79			43			
3/29/2019	<10			72	110				
4/1/2019							580	370	200
4/2/2019									
9/12/2019		22							
9/13/2019					200				

Prediction Limit

Constituent: Total Dissolved Solids [TDS] (mg/L) Analysis Run 5/8/2023 1:42 PM View: Appendix III
 Plant Scherer Client: Southern Company Data: Scherer AP

	SGWA-1 (bg)	SGWA-5 (bg)	SGWA-25 (bg)	SGWA-2 (bg)	SGWA-24 (bg)	SGWA-3 (bg)	SGWC-9	SGWC-8	SGWC-12
9/16/2019	17		42	91		19	550		200
9/17/2019								380	
9/18/2019									
3/17/2020		30	98	100		52			
3/18/2020	25				110				
3/23/2020									
3/24/2020									
3/25/2020							540	360	
3/26/2020									200
3/27/2020									
9/14/2020	20	36	71	93	95	55	470	360	190
9/15/2020									
3/30/2021	32			110	110				
3/31/2021		35				57	430		
4/1/2021								360	
4/6/2021									
4/7/2021			95						210
8/17/2021	27		97	110					
8/18/2021		53			120	66		410	
8/19/2021							380		
8/20/2021									220
2/9/2022	45	60	93	100		54			
2/10/2022					130		410	400	210
2/11/2022									
2/14/2022									
8/17/2022	82			130					
8/18/2022		94	88		170	64	470	420	230
8/19/2022									
8/22/2022									
8/23/2022									
11/16/2022									
2/21/2023	41	65				55			
2/22/2023				100			430	350	
2/23/2023			90		130				220

Prediction Limit

Constituent: Total Dissolved Solids [TDS] (mg/L) Analysis Run 5/8/2023 1:42 PM View: Appendix III
 Plant Scherer Client: Southern Company Data: Scherer AP

	SGWC-7	SGWC-10	SGWC-11	SGWC-6	SGWA-4 (bg)	SGWC-23	SGWC-17	SGWC-14	SGWC-22
9/16/2019			<10	76	57				
9/17/2019	140	17					380	310	
9/18/2019						490			470
3/17/2020									
3/18/2020					140				
3/23/2020									
3/24/2020						210	430		250
3/25/2020		59	38	94					
3/26/2020	180								
3/27/2020								330	
9/14/2020	200	45	39	99	110				
9/15/2020						210	440	360	250
3/30/2021									
3/31/2021		64			120	220			240
4/1/2021	200			83			410		
4/6/2021								320	
4/7/2021			40						
8/17/2021					130				
8/18/2021	210			140		210	450		260
8/19/2021		54	36					370	
8/20/2021									
2/9/2022	170			130	110				
2/10/2022			39			230			250
2/11/2022		44					440		
2/14/2022								360	
8/17/2022									
8/18/2022	200		54		140				
8/19/2022		63		150				370	
8/22/2022						220			3400
8/23/2022									
11/16/2022							430		
2/21/2023									
2/22/2023	170	56	41	120	120		470		
2/23/2023						210		390	260

Prediction Limit

Constituent: Total Dissolved Solids [TDS] (mg/L) Analysis Run 5/8/2023 1:42 PM View: Appendix III
 Plant Scherer Client: Southern Company Data: Scherer AP

	SGWC-21	SGWC-16	SGWC-15	SGWC-20	SGWC-13	SGWC-19	SGWC-18
5/10/2016							
5/11/2016							
5/12/2016	260	46	298	386	190		
5/13/2016						366	728
6/23/2016							
6/24/2016							
6/27/2016							
6/28/2016		60	337		198		
6/29/2016	311			436		370	
6/30/2016							742
8/16/2016							
8/17/2016							
8/18/2016		48	310		180		
8/19/2016							
8/22/2016	390			290		350	670
10/13/2016							
10/14/2016							
10/17/2016					140		
10/18/2016	300	60	320	200		340	
10/19/2016							700
12/5/2016							
12/6/2016					110		
12/7/2016	310	64	270				720
12/8/2016				370		350	
2/14/2017							
2/15/2017			310		160		
2/16/2017	310	40		350		340	600
4/10/2017							
4/11/2017							
4/12/2017			280		140		
4/13/2017	300	76		380		350	640
6/26/2017							
6/27/2017		50	290		170		
6/28/2017	290			320		340	540
10/10/2017							
10/11/2017					170		
10/12/2017	290	68	330	350		370	640
6/5/2018							
6/6/2018							
6/7/2018	260	74	310	320	190		
6/8/2018						320	820
10/16/2018			350				
10/18/2018				370			1200
12/13/2018							
12/14/2018					140		
12/17/2018	310	42				250	
3/28/2019							
3/29/2019							
4/1/2019			330		190		
4/2/2019	300	73		370		420	1700
9/12/2019							
9/13/2019							

Prediction Limit

Constituent: Total Dissolved Solids [TDS] (mg/L) Analysis Run 5/8/2023 1:42 PM View: Appendix III
 Plant Scherer Client: Southern Company Data: Scherer AP

	SGWC-21	SGWC-16	SGWC-15	SGWC-20	SGWC-13	SGWC-19	SGWC-18
9/16/2019							
9/17/2019	290	59	320	320	170	400	1600
9/18/2019							
3/17/2020							
3/18/2020							
3/23/2020	330			330		390	
3/24/2020							
3/25/2020							
3/26/2020							1600
3/27/2020		99	330		200		
9/14/2020					190		
9/15/2020	390	90	340	350		450	1500
3/30/2021	380			350		420	1500
3/31/2021			300				
4/1/2021		88					
4/6/2021							
4/7/2021					200		
8/17/2021							
8/18/2021	380						1400
8/19/2021		100	320	340	210	440	
8/20/2021							
2/9/2022							
2/10/2022		100					1400
2/11/2022	350		310	350	200	440	
2/14/2022							
8/17/2022							
8/18/2022					240		
8/19/2022			320				
8/22/2022	380			370		450	
8/23/2022							1300
11/16/2022		110					
2/21/2023							
2/22/2023				350		440	1200
2/23/2023	350	130	300		230		

FIGURE E.

Appendix III Trend Tests - Significant Results

Plant Scherer Client: Southern Company Data: Scherer AP Printed 5/8/2023, 1:46 PM

Constituent	Well	Slope	Calc.	Critical	Sig.	N	%NDs	Normality	Xform	Alpha	Method
Boron, total (mg/L)	SGWC-10	0.01553	118	81	Yes	20	10	n/a	n/a	0.01	NP
Boron, total (mg/L)	SGWC-11	0.0543	169	81	Yes	20	0	n/a	n/a	0.01	NP
Boron, total (mg/L)	SGWC-18	0.5628	149	81	Yes	20	0	n/a	n/a	0.01	NP
Boron, total (mg/L)	SGWC-21	-0.04312	-83	-81	Yes	20	0	n/a	n/a	0.01	NP
Boron, total (mg/L)	SGWC-22	0.02696	97	81	Yes	20	0	n/a	n/a	0.01	NP
Calcium, total (mg/L)	SGWA-2 (bg)	0.2587	95	81	Yes	20	0	n/a	n/a	0.01	NP
Calcium, total (mg/L)	SGWA-24 (bg)	0.6427	128	81	Yes	20	0	n/a	n/a	0.01	NP
Calcium, total (mg/L)	SGWA-4 (bg)	0.5922	109	81	Yes	20	0	n/a	n/a	0.01	NP
Calcium, total (mg/L)	SGWC-17	3.724	156	81	Yes	20	0	n/a	n/a	0.01	NP
Calcium, total (mg/L)	SGWC-19	1.616	105	81	Yes	20	0	n/a	n/a	0.01	NP
Calcium, total (mg/L)	SGWC-21	1.178	87	81	Yes	20	0	n/a	n/a	0.01	NP
Calcium, total (mg/L)	SGWC-22	1.388	130	81	Yes	20	0	n/a	n/a	0.01	NP
Calcium, total (mg/L)	SGWC-23	-1.358	-110	-81	Yes	20	0	n/a	n/a	0.01	NP
Chloride, Total (mg/L)	SGWA-3 (bg)	-0.1516	-87	-81	Yes	20	0	n/a	n/a	0.01	NP
Chloride, Total (mg/L)	SGWC-12	0.1513	96	81	Yes	20	0	n/a	n/a	0.01	NP
Chloride, Total (mg/L)	SGWC-13	1.031	142	81	Yes	20	0	n/a	n/a	0.01	NP
Chloride, Total (mg/L)	SGWC-15	0.2171	88	81	Yes	20	0	n/a	n/a	0.01	NP
Chloride, Total (mg/L)	SGWC-16	0.2762	104	81	Yes	20	0	n/a	n/a	0.01	NP
Chloride, Total (mg/L)	SGWC-18	1.834	135	81	Yes	20	0	n/a	n/a	0.01	NP
Chloride, Total (mg/L)	SGWC-21	0.7168	119	81	Yes	20	0	n/a	n/a	0.01	NP
Chloride, Total (mg/L)	SGWC-23	0.3135	95	81	Yes	20	0	n/a	n/a	0.01	NP
Chloride, Total (mg/L)	SGWC-7	-0.4515	-120	-81	Yes	20	0	n/a	n/a	0.01	NP
Chloride, Total (mg/L)	SGWC-9	1.416	148	81	Yes	20	0	n/a	n/a	0.01	NP
Fluoride, total (mg/L)	SGWA-4 (bg)	-0.004385	-104	-98	Yes	23	39.13	n/a	n/a	0.01	NP
pH (S.U.)	SGWC-18	0.02781	129	98	Yes	23	0	n/a	n/a	0.01	NP
Sulfate, total (mg/L)	SGWC-12	4.824	135	81	Yes	20	0	n/a	n/a	0.01	NP
Sulfate, total (mg/L)	SGWC-13	2.796	85	81	Yes	20	0	n/a	n/a	0.01	NP
Sulfate, total (mg/L)	SGWC-16	5.958	184	81	Yes	20	0	n/a	n/a	0.01	NP
Sulfate, total (mg/L)	SGWC-17	13.68	162	81	Yes	20	0	n/a	n/a	0.01	NP
Sulfate, total (mg/L)	SGWC-19	8.596	103	81	Yes	20	0	n/a	n/a	0.01	NP
Sulfate, total (mg/L)	SGWC-21	8.641	126	81	Yes	20	0	n/a	n/a	0.01	NP
Sulfate, total (mg/L)	SGWC-22	5.304	137	81	Yes	20	0	n/a	n/a	0.01	NP
Sulfate, total (mg/L)	SGWC-23	-10.41	-148	-81	Yes	20	0	n/a	n/a	0.01	NP
Sulfate, total (mg/L)	SGWC-7	-1.737	-108	-81	Yes	20	0	n/a	n/a	0.01	NP
Total Dissolved Solids [TDS] (mg/L)	SGWA-4 (bg)	6.444	90	81	Yes	20	0	n/a	n/a	0.01	NP
Total Dissolved Solids [TDS] (mg/L)	SGWC-13	9.65	95	81	Yes	20	0	n/a	n/a	0.01	NP
Total Dissolved Solids [TDS] (mg/L)	SGWC-17	21.42	151	81	Yes	20	0	n/a	n/a	0.01	NP
Total Dissolved Solids [TDS] (mg/L)	SGWC-19	16.19	88	81	Yes	20	0	n/a	n/a	0.01	NP
Total Dissolved Solids [TDS] (mg/L)	SGWC-22	9.645	107	81	Yes	20	0	n/a	n/a	0.01	NP
Total Dissolved Solids [TDS] (mg/L)	SGWC-23	-11.85	-87	-81	Yes	20	0	n/a	n/a	0.01	NP

Appendix III Trend Tests - All Results

Plant Scherer Client: Southern Company Data: Scherer AP Printed 5/8/2023, 1:46 PM

Constituent	Well	Slope	Calc.	Critical	Sig.	N	%NDs	Normality	Xform	Alpha	Method
Boron, total (mg/L)	SGWA-1 (bg)	0	-5	-81	No	20	90	n/a	n/a	0.01	NP
Boron, total (mg/L)	SGWA-2 (bg)	0	-5	-81	No	20	90	n/a	n/a	0.01	NP
Boron, total (mg/L)	SGWA-24 (bg)	0	7	81	No	20	90	n/a	n/a	0.01	NP
Boron, total (mg/L)	SGWA-25 (bg)	0	35	81	No	20	90	n/a	n/a	0.01	NP
Boron, total (mg/L)	SGWA-3 (bg)	0	-2	-81	No	20	85	n/a	n/a	0.01	NP
Boron, total (mg/L)	SGWA-4 (bg)	0	17	81	No	20	95	n/a	n/a	0.01	NP
Boron, total (mg/L)	SGWA-5 (bg)	0	0	81	No	20	100	n/a	n/a	0.01	NP
Boron, total (mg/L)	SGWC-10	0.01553	118	81	Yes	20	10	n/a	n/a	0.01	NP
Boron, total (mg/L)	SGWC-11	0.0543	169	81	Yes	20	0	n/a	n/a	0.01	NP
Boron, total (mg/L)	SGWC-13	-0.0008532	-7	-81	No	20	0	n/a	n/a	0.01	NP
Boron, total (mg/L)	SGWC-14	0.02814	62	81	No	20	0	n/a	n/a	0.01	NP
Boron, total (mg/L)	SGWC-15	-0.02781	-36	-81	No	20	0	n/a	n/a	0.01	NP
Boron, total (mg/L)	SGWC-16	0.01426	81	81	No	20	0	n/a	n/a	0.01	NP
Boron, total (mg/L)	SGWC-17	0	3	81	No	20	0	n/a	n/a	0.01	NP
Boron, total (mg/L)	SGWC-18	0.5628	149	81	Yes	20	0	n/a	n/a	0.01	NP
Boron, total (mg/L)	SGWC-19	0	11	81	No	20	0	n/a	n/a	0.01	NP
Boron, total (mg/L)	SGWC-20	-0.0758	-79	-81	No	20	0	n/a	n/a	0.01	NP
Boron, total (mg/L)	SGWC-21	-0.04312	-83	-81	Yes	20	0	n/a	n/a	0.01	NP
Boron, total (mg/L)	SGWC-22	0.02696	97	81	Yes	20	0	n/a	n/a	0.01	NP
Boron, total (mg/L)	SGWC-23	-0.02487	-74	-81	No	20	0	n/a	n/a	0.01	NP
Boron, total (mg/L)	SGWC-9	-0.02149	-44	-81	No	20	0	n/a	n/a	0.01	NP
Calcium, total (mg/L)	SGWA-1 (bg)	-0.05984	-53	-81	No	20	0	n/a	n/a	0.01	NP
Calcium, total (mg/L)	SGWA-2 (bg)	0.2587	95	81	Yes	20	0	n/a	n/a	0.01	NP
Calcium, total (mg/L)	SGWA-24 (bg)	0.6427	128	81	Yes	20	0	n/a	n/a	0.01	NP
Calcium, total (mg/L)	SGWA-25 (bg)	-0.2216	-67	-81	No	20	0	n/a	n/a	0.01	NP
Calcium, total (mg/L)	SGWA-3 (bg)	0.1365	54	81	No	20	0	n/a	n/a	0.01	NP
Calcium, total (mg/L)	SGWA-4 (bg)	0.5922	109	81	Yes	20	0	n/a	n/a	0.01	NP
Calcium, total (mg/L)	SGWA-5 (bg)	0.05116	80	81	No	20	0	n/a	n/a	0.01	NP
Calcium, total (mg/L)	SGWC-12	0	16	81	No	20	0	n/a	n/a	0.01	NP
Calcium, total (mg/L)	SGWC-14	0.4222	45	81	No	20	0	n/a	n/a	0.01	NP
Calcium, total (mg/L)	SGWC-17	3.724	156	81	Yes	20	0	n/a	n/a	0.01	NP
Calcium, total (mg/L)	SGWC-18	0.8149	14	81	No	20	0	n/a	n/a	0.01	NP
Calcium, total (mg/L)	SGWC-19	1.616	105	81	Yes	20	0	n/a	n/a	0.01	NP
Calcium, total (mg/L)	SGWC-21	1.178	87	81	Yes	20	0	n/a	n/a	0.01	NP
Calcium, total (mg/L)	SGWC-22	1.388	130	81	Yes	20	0	n/a	n/a	0.01	NP
Calcium, total (mg/L)	SGWC-23	-1.358	-110	-81	Yes	20	0	n/a	n/a	0.01	NP
Calcium, total (mg/L)	SGWC-8	0.5073	48	81	No	20	0	n/a	n/a	0.01	NP
Calcium, total (mg/L)	SGWC-9	-1.833	-75	-81	No	20	0	n/a	n/a	0.01	NP
Chloride, Total (mg/L)	SGWA-1 (bg)	0	-10	-81	No	20	0	n/a	n/a	0.01	NP
Chloride, Total (mg/L)	SGWA-2 (bg)	0	-5	-81	No	20	0	n/a	n/a	0.01	NP
Chloride, Total (mg/L)	SGWA-24 (bg)	0.1252	66	81	No	20	0	n/a	n/a	0.01	NP
Chloride, Total (mg/L)	SGWA-25 (bg)	0	-9	-81	No	20	0	n/a	n/a	0.01	NP
Chloride, Total (mg/L)	SGWA-3 (bg)	-0.1516	-87	-81	Yes	20	0	n/a	n/a	0.01	NP
Chloride, Total (mg/L)	SGWA-4 (bg)	0.009116	26	81	No	20	0	n/a	n/a	0.01	NP
Chloride, Total (mg/L)	SGWA-5 (bg)	0.01895	25	81	No	20	0	n/a	n/a	0.01	NP
Chloride, Total (mg/L)	SGWC-10	0.03144	18	81	No	20	0	n/a	n/a	0.01	NP
Chloride, Total (mg/L)	SGWC-11	0.2118	58	81	No	20	0	n/a	n/a	0.01	NP
Chloride, Total (mg/L)	SGWC-12	0.1513	96	81	Yes	20	0	n/a	n/a	0.01	NP
Chloride, Total (mg/L)	SGWC-13	1.031	142	81	Yes	20	0	n/a	n/a	0.01	NP
Chloride, Total (mg/L)	SGWC-14	0	39	81	No	20	0	n/a	n/a	0.01	NP
Chloride, Total (mg/L)	SGWC-15	0.2171	88	81	Yes	20	0	n/a	n/a	0.01	NP
Chloride, Total (mg/L)	SGWC-16	0.2762	104	81	Yes	20	0	n/a	n/a	0.01	NP
Chloride, Total (mg/L)	SGWC-17	-0.02186	-17	-81	No	20	0	n/a	n/a	0.01	NP
Chloride, Total (mg/L)	SGWC-18	1.834	135	81	Yes	20	0	n/a	n/a	0.01	NP
Chloride, Total (mg/L)	SGWC-19	0.1942	48	81	No	20	0	n/a	n/a	0.01	NP

Appendix III Trend Tests - All Results

Plant Scherer Client: Southern Company Data: Scherer AP Printed 5/8/2023, 1:46 PM

Constituent	Well	Slope	Calc.	Critical	Sig.	N	%NDs	Normality	Xform	Alpha	Method
Chloride, Total (mg/L)	SGWC-20	-0.1153	-56	-81	No	20	0	n/a	n/a	0.01	NP
Chloride, Total (mg/L)	SGWC-21	0.7168	119	81	Yes	20	0	n/a	n/a	0.01	NP
Chloride, Total (mg/L)	SGWC-22	0.06685	62	81	No	20	0	n/a	n/a	0.01	NP
Chloride, Total (mg/L)	SGWC-23	0.3135	95	81	Yes	20	0	n/a	n/a	0.01	NP
Chloride, Total (mg/L)	SGWC-7	-0.4515	-120	-81	Yes	20	0	n/a	n/a	0.01	NP
Chloride, Total (mg/L)	SGWC-8	0	4	81	No	20	0	n/a	n/a	0.01	NP
Chloride, Total (mg/L)	SGWC-9	1.416	148	81	Yes	20	0	n/a	n/a	0.01	NP
Fluoride, total (mg/L)	SGWA-1 (bg)	0	-80	-105	No	24	83.33	n/a	n/a	0.01	NP
Fluoride, total (mg/L)	SGWA-2 (bg)	-0.004415	-65	-105	No	24	41.67	n/a	n/a	0.01	NP
Fluoride, total (mg/L)	SGWA-24 (bg)	-0.008118	-89	-105	No	24	41.67	n/a	n/a	0.01	NP
Fluoride, total (mg/L)	SGWA-25 (bg)	-0.002712	-62	-105	No	24	41.67	n/a	n/a	0.01	NP
Fluoride, total (mg/L)	SGWA-3 (bg)	0	-28	-105	No	24	62.5	n/a	n/a	0.01	NP
Fluoride, total (mg/L)	SGWA-4 (bg)	-0.004385	-104	-98	Yes	23	39.13	n/a	n/a	0.01	NP
Fluoride, total (mg/L)	SGWA-5 (bg)	0	-61	-105	No	24	75	n/a	n/a	0.01	NP
Fluoride, total (mg/L)	SGWC-8	-0.006342	-21	-105	No	24	0	n/a	n/a	0.01	NP
pH (S.U.)	SGWA-1 (bg)	-0.03259	-91	-98	No	23	0	n/a	n/a	0.01	NP
pH (S.U.)	SGWA-2 (bg)	0.008725	38	98	No	23	0	n/a	n/a	0.01	NP
pH (S.U.)	SGWA-24 (bg)	0.005979	39	98	No	23	0	n/a	n/a	0.01	NP
pH (S.U.)	SGWA-25 (bg)	-0.01734	-92	-98	No	23	0	n/a	n/a	0.01	NP
pH (S.U.)	SGWA-3 (bg)	0.01993	64	98	No	23	0	n/a	n/a	0.01	NP
pH (S.U.)	SGWA-4 (bg)	-0.01746	-93	-98	No	23	0	n/a	n/a	0.01	NP
pH (S.U.)	SGWA-5 (bg)	-0.003621	-12	-98	No	23	0	n/a	n/a	0.01	NP
pH (S.U.)	SGWC-15	-0.01198	-53	-92	No	22	0	n/a	n/a	0.01	NP
pH (S.U.)	SGWC-18	0.02781	129	98	Yes	23	0	n/a	n/a	0.01	NP
pH (S.U.)	SGWC-20	0.00188	19	98	No	23	0	n/a	n/a	0.01	NP
Sulfate, total (mg/L)	SGWA-1 (bg)	0	18	81	No	20	25	n/a	n/a	0.01	NP
Sulfate, total (mg/L)	SGWA-2 (bg)	0	44	81	No	20	60	n/a	n/a	0.01	NP
Sulfate, total (mg/L)	SGWA-24 (bg)	0	28	81	No	20	80	n/a	n/a	0.01	NP
Sulfate, total (mg/L)	SGWA-25 (bg)	0	43	81	No	20	80	n/a	n/a	0.01	NP
Sulfate, total (mg/L)	SGWA-3 (bg)	-0.1288	-70	-81	No	20	5	n/a	n/a	0.01	NP
Sulfate, total (mg/L)	SGWA-4 (bg)	-0.1069	-69	-81	No	20	5	n/a	n/a	0.01	NP
Sulfate, total (mg/L)	SGWA-5 (bg)	0	46	81	No	20	80	n/a	n/a	0.01	NP
Sulfate, total (mg/L)	SGWC-10	0	1	81	No	20	0	n/a	n/a	0.01	NP
Sulfate, total (mg/L)	SGWC-12	4.824	135	81	Yes	20	0	n/a	n/a	0.01	NP
Sulfate, total (mg/L)	SGWC-13	2.796	85	81	Yes	20	0	n/a	n/a	0.01	NP
Sulfate, total (mg/L)	SGWC-14	0	21	81	No	20	0	n/a	n/a	0.01	NP
Sulfate, total (mg/L)	SGWC-15	0	-1	-81	No	20	0	n/a	n/a	0.01	NP
Sulfate, total (mg/L)	SGWC-16	5.958	184	81	Yes	20	0	n/a	n/a	0.01	NP
Sulfate, total (mg/L)	SGWC-17	13.68	162	81	Yes	20	0	n/a	n/a	0.01	NP
Sulfate, total (mg/L)	SGWC-18	70.65	59	81	No	20	0	n/a	n/a	0.01	NP
Sulfate, total (mg/L)	SGWC-19	8.596	103	81	Yes	20	0	n/a	n/a	0.01	NP
Sulfate, total (mg/L)	SGWC-20	-4.112	-64	-81	No	20	0	n/a	n/a	0.01	NP
Sulfate, total (mg/L)	SGWC-21	8.641	126	81	Yes	20	0	n/a	n/a	0.01	NP
Sulfate, total (mg/L)	SGWC-22	5.304	137	81	Yes	20	0	n/a	n/a	0.01	NP
Sulfate, total (mg/L)	SGWC-23	-10.41	-148	-81	Yes	20	0	n/a	n/a	0.01	NP
Sulfate, total (mg/L)	SGWC-7	-1.737	-108	-81	Yes	20	0	n/a	n/a	0.01	NP
Sulfate, total (mg/L)	SGWC-8	1.629	75	81	No	20	0	n/a	n/a	0.01	NP
Sulfate, total (mg/L)	SGWC-9	-14.4	-65	-81	No	20	0	n/a	n/a	0.01	NP
Total Dissolved Solids [TDS] (mg/L)	SGWA-1 (bg)	-0.762	-6	-81	No	20	5	n/a	n/a	0.01	NP
Total Dissolved Solids [TDS] (mg/L)	SGWA-2 (bg)	0.6419	30	81	No	20	0	n/a	n/a	0.01	NP
Total Dissolved Solids [TDS] (mg/L)	SGWA-24 (bg)	2.031	41	81	No	20	0	n/a	n/a	0.01	NP
Total Dissolved Solids [TDS] (mg/L)	SGWA-25 (bg)	-2.489	-41	-81	No	20	0	n/a	n/a	0.01	NP
Total Dissolved Solids [TDS] (mg/L)	SGWA-3 (bg)	2.515	34	81	No	20	0	n/a	n/a	0.01	NP
Total Dissolved Solids [TDS] (mg/L)	SGWA-4 (bg)	6.444	90	81	Yes	20	0	n/a	n/a	0.01	NP
Total Dissolved Solids [TDS] (mg/L)	SGWA-5 (bg)	-0.9463	-12	-81	No	20	0	n/a	n/a	0.01	NP

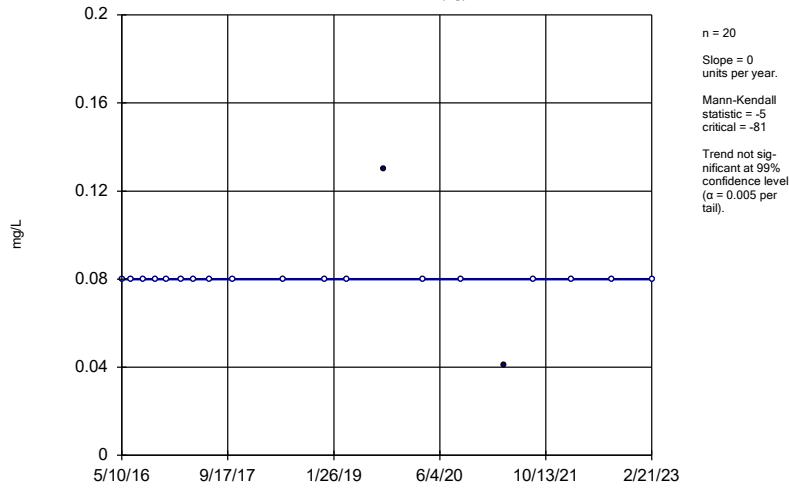
Appendix III Trend Tests - All Results

Plant Scherer Client: Southern Company Data: Scherer AP Printed 5/8/2023, 1:46 PM

Constituent	Well	Slope	Calc.	Critical	Sig.	N	%NDs	Normality	Xform	Alpha	Method
Total Dissolved Solids [TDS] (mg/L)	SGWC-12	3.511	66	81	No	20	0	n/a	n/a	0.01	NP
Total Dissolved Solids [TDS] (mg/L)	SGWC-13	9.65	95	81	Yes	20	0	n/a	n/a	0.01	NP
Total Dissolved Solids [TDS] (mg/L)	SGWC-14	7.165	77	81	No	20	0	n/a	n/a	0.01	NP
Total Dissolved Solids [TDS] (mg/L)	SGWC-15	0.5601	20	81	No	20	0	n/a	n/a	0.01	NP
Total Dissolved Solids [TDS] (mg/L)	SGWC-17	21.42	151	81	Yes	20	0	n/a	n/a	0.01	NP
Total Dissolved Solids [TDS] (mg/L)	SGWC-18	122.8	63	81	No	20	0	n/a	n/a	0.01	NP
Total Dissolved Solids [TDS] (mg/L)	SGWC-19	16.19	88	81	Yes	20	0	n/a	n/a	0.01	NP
Total Dissolved Solids [TDS] (mg/L)	SGWC-20	0	-8	-81	No	20	0	n/a	n/a	0.01	NP
Total Dissolved Solids [TDS] (mg/L)	SGWC-21	9.473	53	81	No	20	0	n/a	n/a	0.01	NP
Total Dissolved Solids [TDS] (mg/L)	SGWC-22	9.645	107	81	Yes	20	0	n/a	n/a	0.01	NP
Total Dissolved Solids [TDS] (mg/L)	SGWC-23	-11.85	-87	-81	Yes	20	0	n/a	n/a	0.01	NP
Total Dissolved Solids [TDS] (mg/L)	SGWC-8	-2.185	-21	-81	No	20	0	n/a	n/a	0.01	NP
Total Dissolved Solids [TDS] (mg/L)	SGWC-9	-15.01	-65	-81	No	20	0	n/a	n/a	0.01	NP

Sen's Slope Estimator

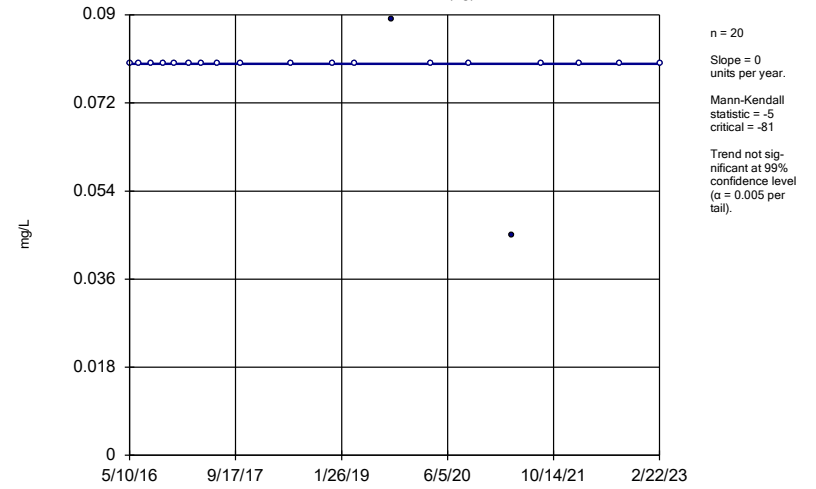
SGWA-1 (bg)



Constituent: Boron, total Analysis Run 5/8/2023 1:44 PM View: Appendix III - Trend Tests
Plant Scherer Client: Southern Company Data: Scherer AP

Sen's Slope Estimator

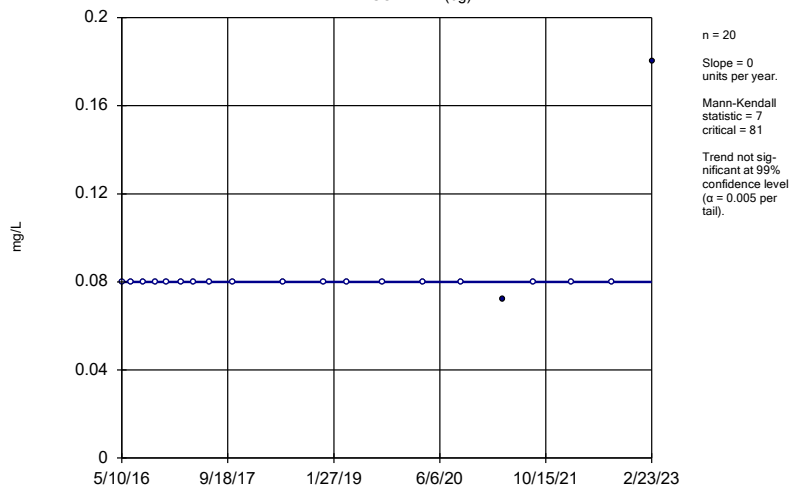
SGWA-2 (bg)



Constituent: Boron, total Analysis Run 5/8/2023 1:44 PM View: Appendix III - Trend Tests
Plant Scherer Client: Southern Company Data: Scherer AP

Sen's Slope Estimator

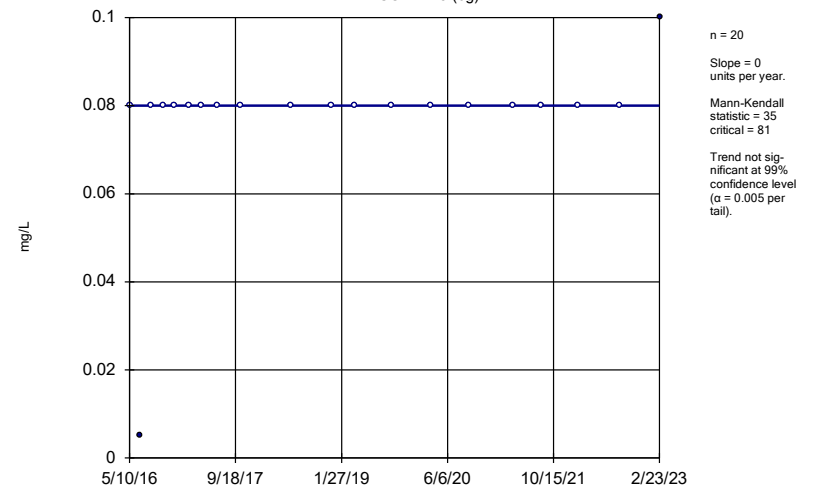
SGWA-24 (bg)



Constituent: Boron, total Analysis Run 5/8/2023 1:44 PM View: Appendix III - Trend Tests
Plant Scherer Client: Southern Company Data: Scherer AP

Sen's Slope Estimator

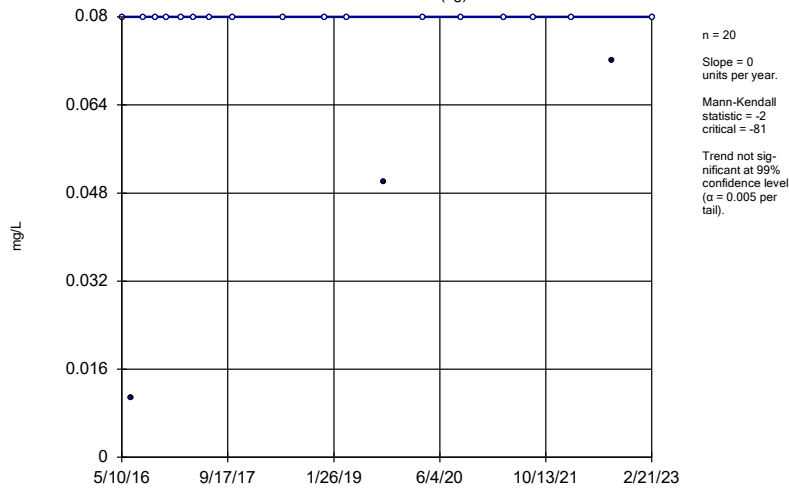
SGWA-25 (bg)



Constituent: Boron, total Analysis Run 5/8/2023 1:44 PM View: Appendix III - Trend Tests
Plant Scherer Client: Southern Company Data: Scherer AP

Sen's Slope Estimator

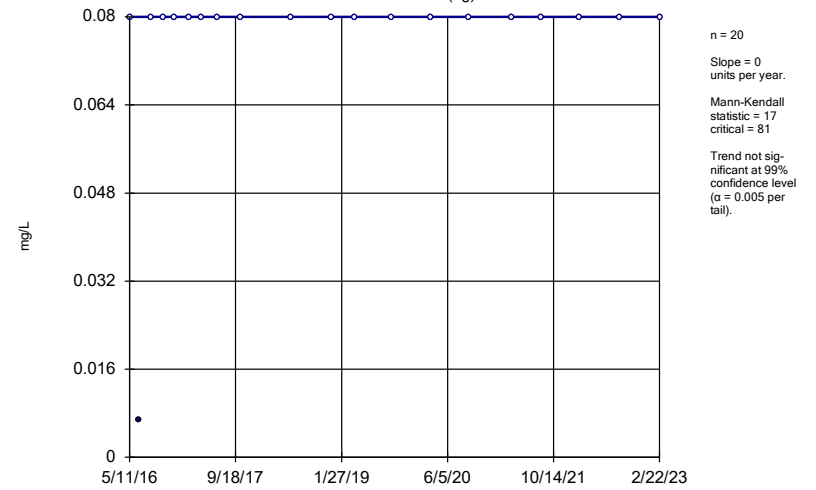
SGWA-3 (bg)



Constituent: Boron, total Analysis Run 5/8/2023 1:44 PM View: Appendix III - Trend Tests
Plant Scherer Client: Southern Company Data: Scherer AP

Sen's Slope Estimator

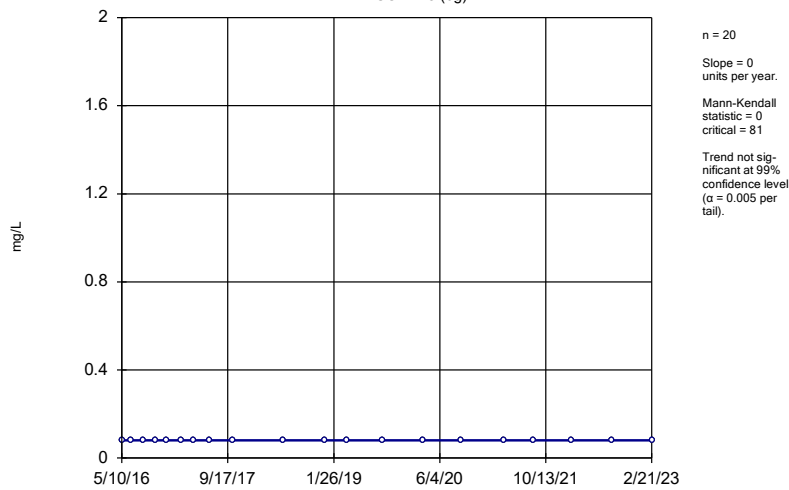
SGWA-4 (bg)



Constituent: Boron, total Analysis Run 5/8/2023 1:44 PM View: Appendix III - Trend Tests
Plant Scherer Client: Southern Company Data: Scherer AP

Sen's Slope Estimator

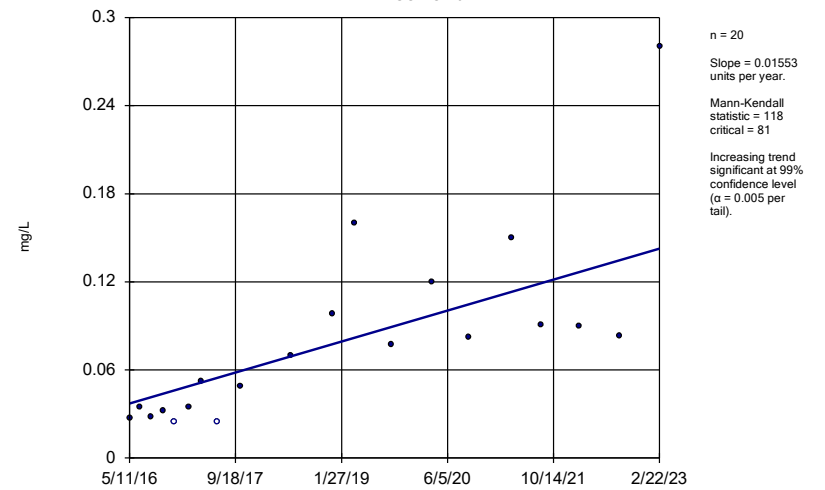
SGWA-5 (bg)



Constituent: Boron, total Analysis Run 5/8/2023 1:44 PM View: Appendix III - Trend Tests
Plant Scherer Client: Southern Company Data: Scherer AP

Sen's Slope Estimator

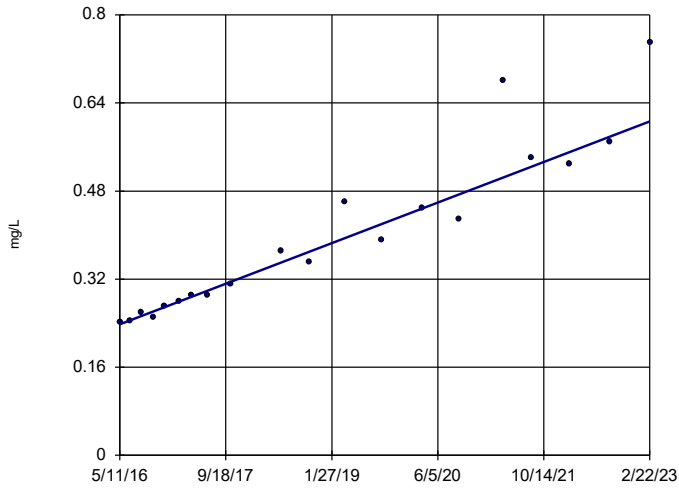
SGWC-10



Constituent: Boron, total Analysis Run 5/8/2023 1:44 PM View: Appendix III - Trend Tests
Plant Scherer Client: Southern Company Data: Scherer AP

Sen's Slope Estimator

SGWC-11

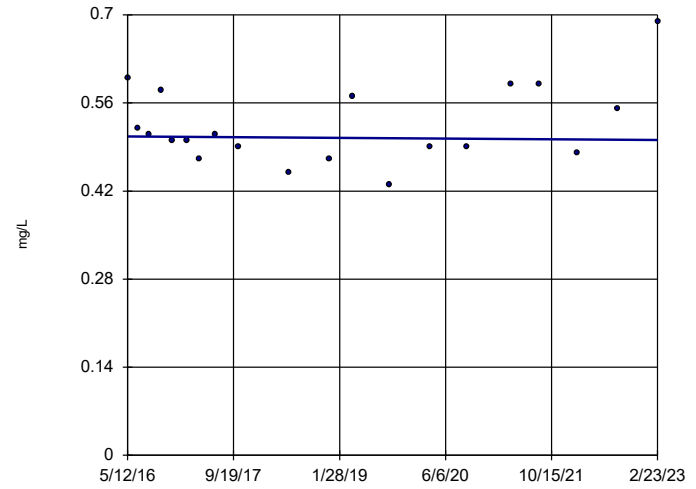


n = 20
 Slope = 0.0543
 units per year.
 Mann-Kendall
 statistic = 169
 critical = 81
 Increasing trend
 significant at 99%
 confidence level
 ($\alpha = 0.005$ per
 tail).

Constituent: Boron, total Analysis Run 5/8/2023 1:44 PM View: Appendix III - Trend Tests
 Plant Scherer Client: Southern Company Data: Scherer AP

Sen's Slope Estimator

SGWC-13

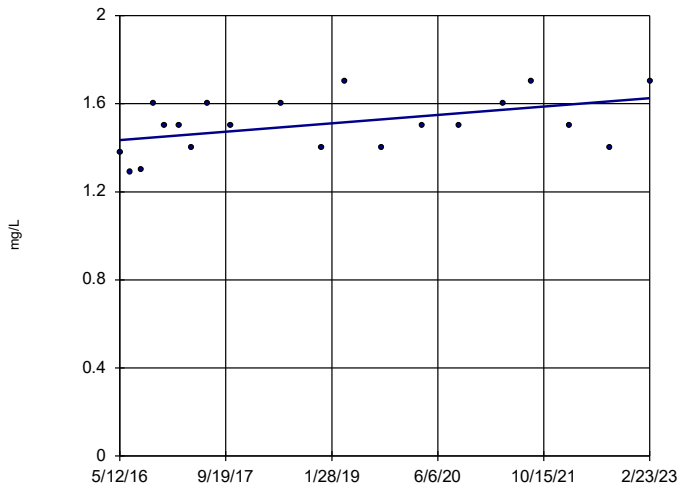


n = 20
 Slope = -0.0008532
 units per year.
 Mann-Kendall
 statistic = -7
 critical = -81
 Trend not sig-
 nificant at 99%
 confidence level
 ($\alpha = 0.005$ per
 tail).

Constituent: Boron, total Analysis Run 5/8/2023 1:44 PM View: Appendix III - Trend Tests
 Plant Scherer Client: Southern Company Data: Scherer AP

Sen's Slope Estimator

SGWC-14

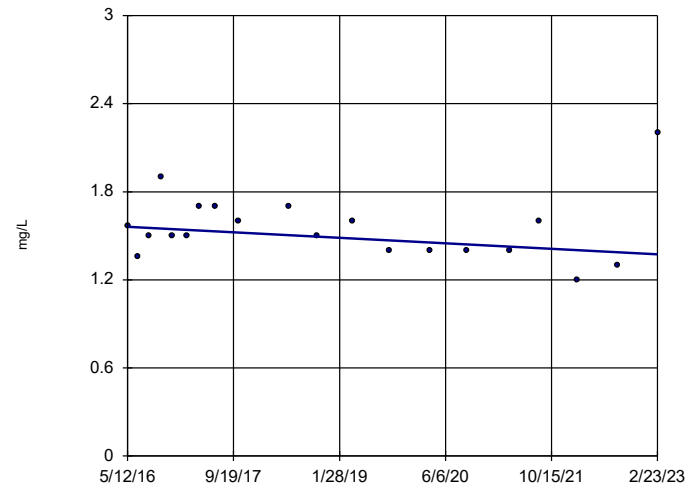


n = 20
 Slope = 0.02814
 units per year.
 Mann-Kendall
 statistic = 62
 critical = 81
 Trend not sig-
 nificant at 99%
 confidence level
 ($\alpha = 0.005$ per
 tail).

Constituent: Boron, total Analysis Run 5/8/2023 1:44 PM View: Appendix III - Trend Tests
 Plant Scherer Client: Southern Company Data: Scherer AP

Sen's Slope Estimator

SGWC-15

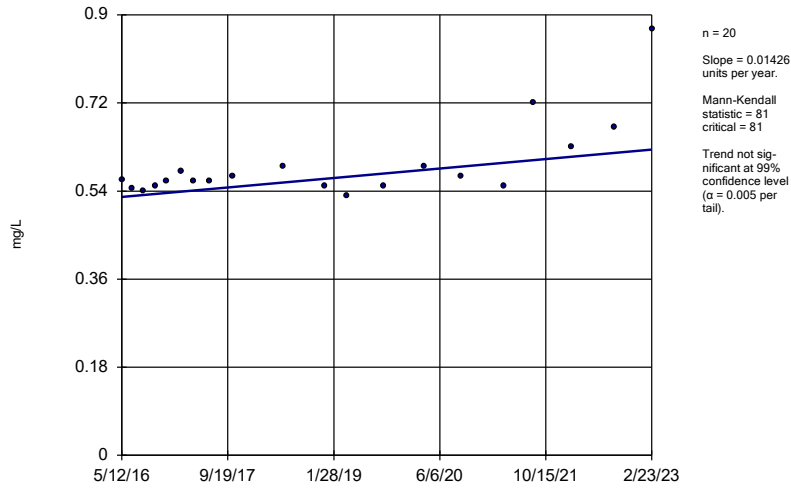


n = 20
 Slope = -0.02781
 units per year.
 Mann-Kendall
 statistic = -36
 critical = -81
 Trend not sig-
 nificant at 99%
 confidence level
 ($\alpha = 0.005$ per
 tail).

Constituent: Boron, total Analysis Run 5/8/2023 1:44 PM View: Appendix III - Trend Tests
 Plant Scherer Client: Southern Company Data: Scherer AP

Sen's Slope Estimator

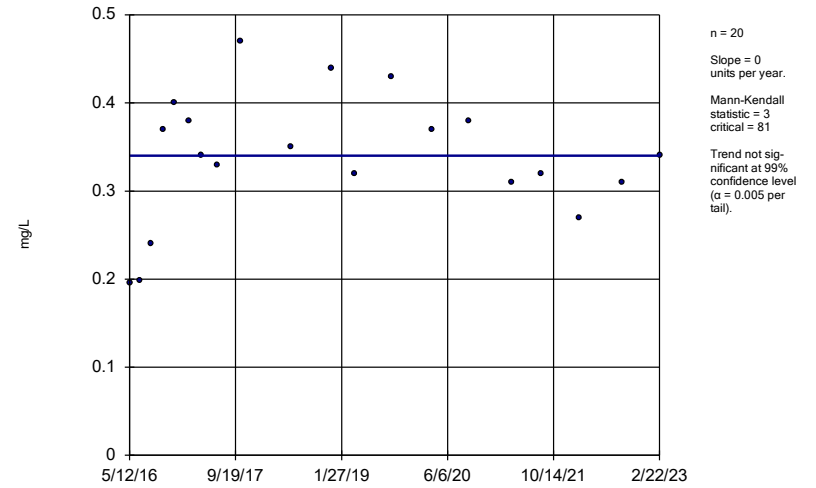
SGWC-16



Constituent: Boron, total Analysis Run 5/8/2023 1:44 PM View: Appendix III - Trend Tests
Plant Scherer Client: Southern Company Data: Scherer AP

Sen's Slope Estimator

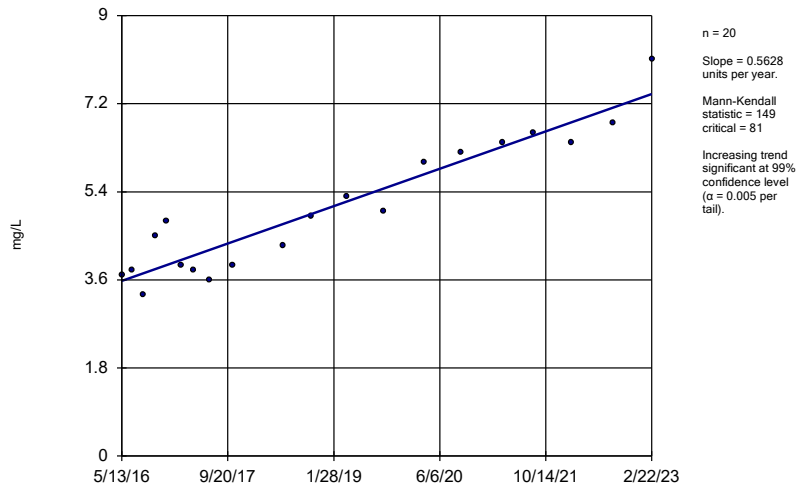
SGWC-17



Constituent: Boron, total Analysis Run 5/8/2023 1:44 PM View: Appendix III - Trend Tests
Plant Scherer Client: Southern Company Data: Scherer AP

Sen's Slope Estimator

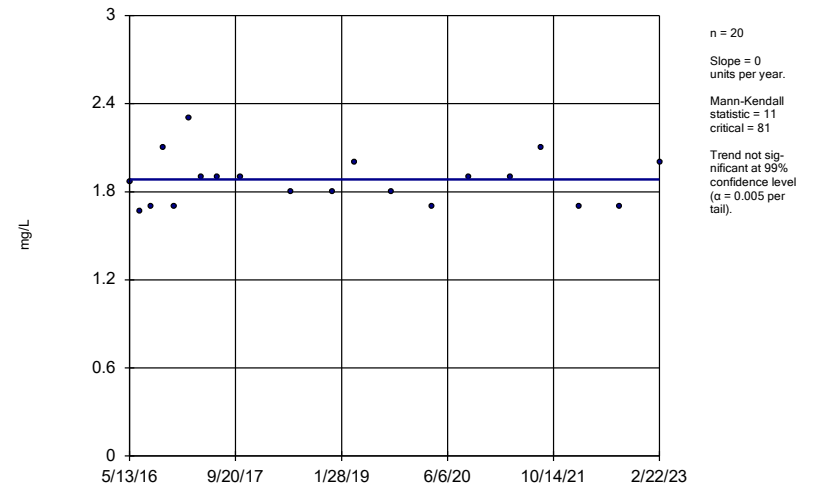
SGWC-18



Constituent: Boron, total Analysis Run 5/8/2023 1:44 PM View: Appendix III - Trend Tests
Plant Scherer Client: Southern Company Data: Scherer AP

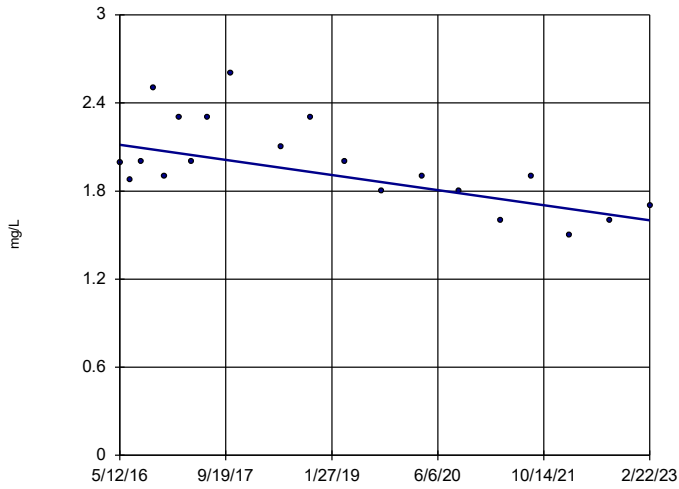
Sen's Slope Estimator

SGWC-19



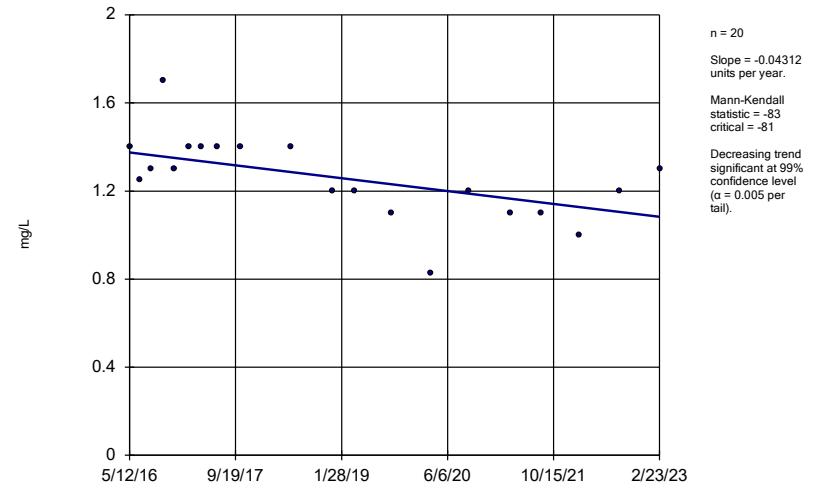
Constituent: Boron, total Analysis Run 5/8/2023 1:44 PM View: Appendix III - Trend Tests
Plant Scherer Client: Southern Company Data: Scherer AP

Sen's Slope Estimator SGWC-20



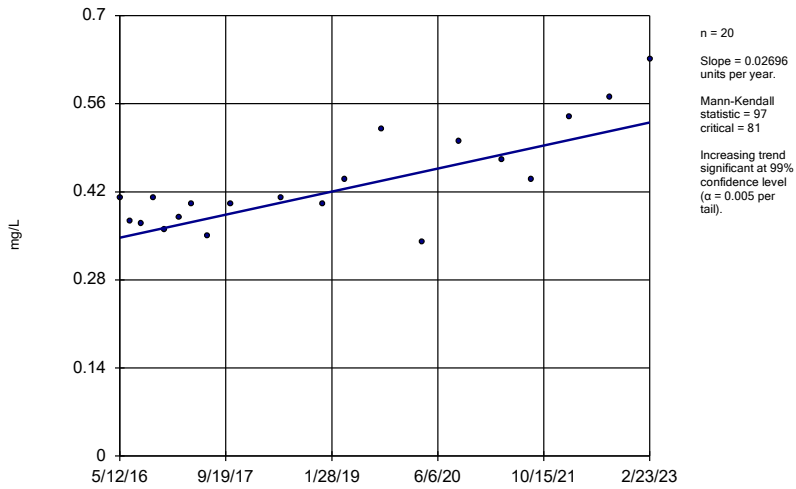
Constituent: Boron, total Analysis Run 5/8/2023 1:44 PM View: Appendix III - Trend Tests
Plant Scherer Client: Southern Company Data: Scherer AP

Sen's Slope Estimator SGWC-21



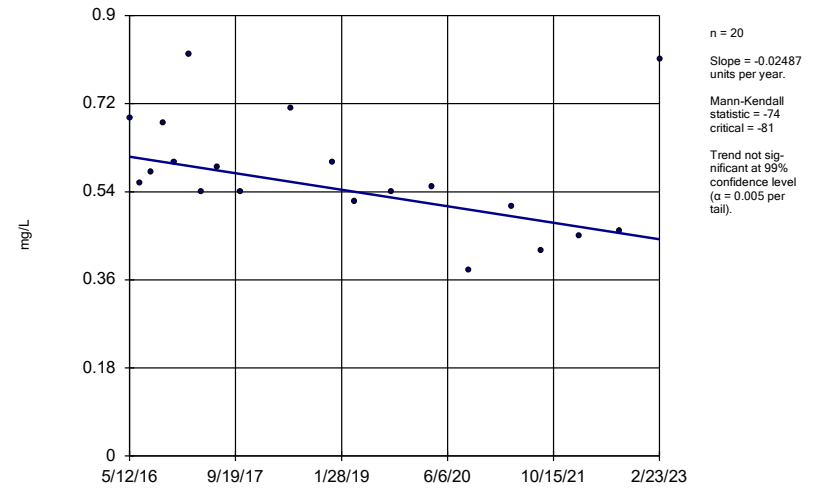
Constituent: Boron, total Analysis Run 5/8/2023 1:44 PM View: Appendix III - Trend Tests
Plant Scherer Client: Southern Company Data: Scherer AP

Sen's Slope Estimator SGWC-22



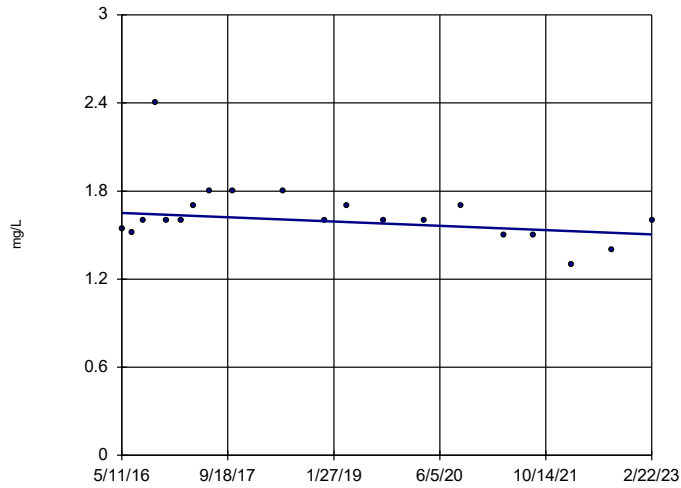
Constituent: Boron, total Analysis Run 5/8/2023 1:44 PM View: Appendix III - Trend Tests
Plant Scherer Client: Southern Company Data: Scherer AP

Sen's Slope Estimator SGWC-23



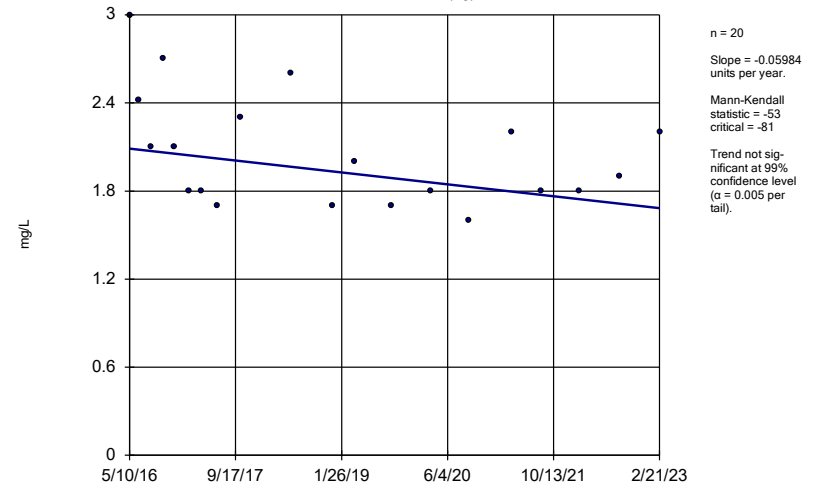
Constituent: Boron, total Analysis Run 5/8/2023 1:44 PM View: Appendix III - Trend Tests
Plant Scherer Client: Southern Company Data: Scherer AP

Sen's Slope Estimator SGWC-9



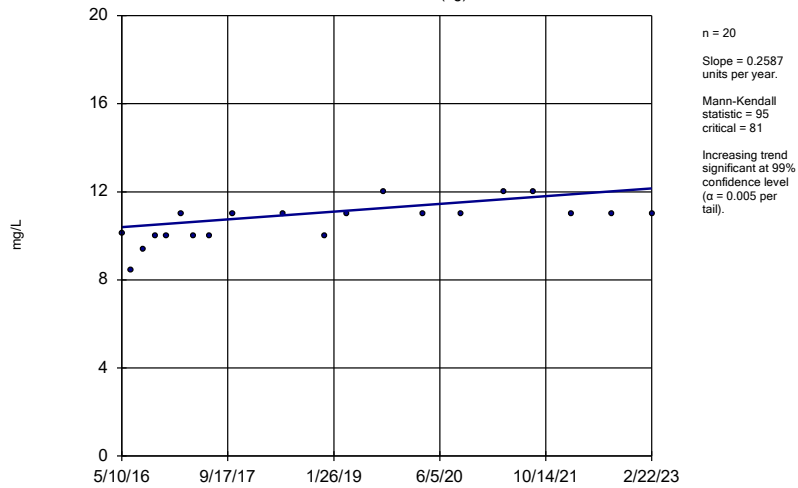
Constituent: Boron, total Analysis Run 5/8/2023 1:44 PM View: Appendix III - Trend Tests
Plant Scherer Client: Southern Company Data: Scherer AP

Sen's Slope Estimator SGWA-1 (bg)



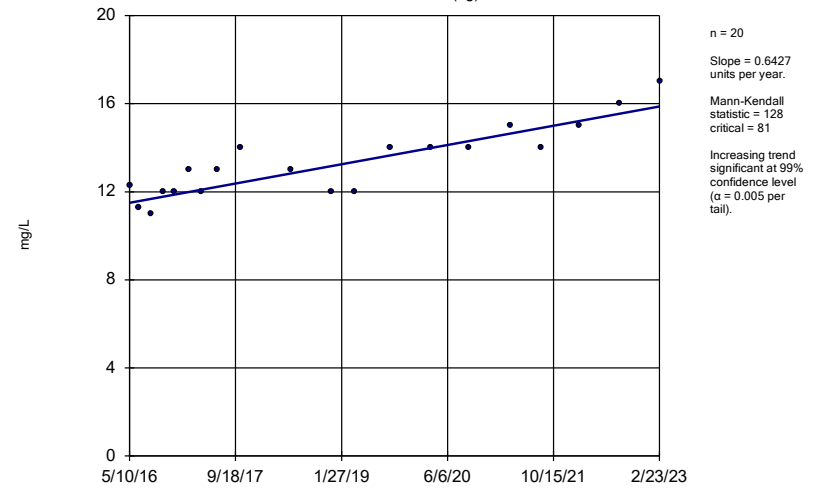
Constituent: Calcium, total Analysis Run 5/8/2023 1:44 PM View: Appendix III - Trend Tests
Plant Scherer Client: Southern Company Data: Scherer AP

Sen's Slope Estimator SGWA-2 (bg)



Constituent: Calcium, total Analysis Run 5/8/2023 1:44 PM View: Appendix III - Trend Tests
Plant Scherer Client: Southern Company Data: Scherer AP

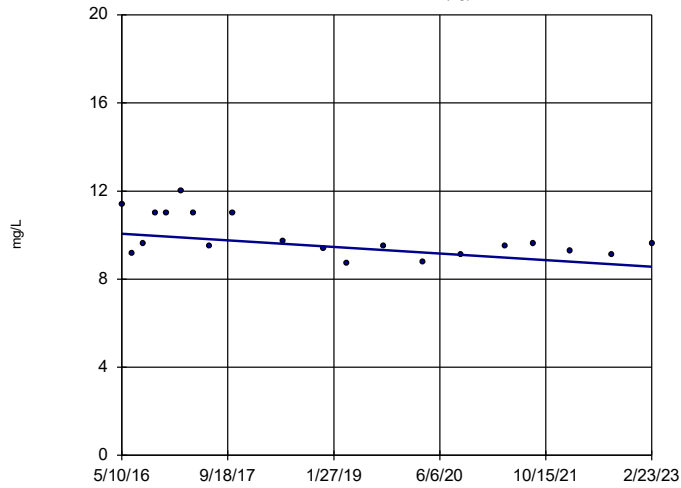
Sen's Slope Estimator SGWA-24 (bg)



Constituent: Calcium, total Analysis Run 5/8/2023 1:44 PM View: Appendix III - Trend Tests
Plant Scherer Client: Southern Company Data: Scherer AP

Sen's Slope Estimator

SGWA-25 (bg)

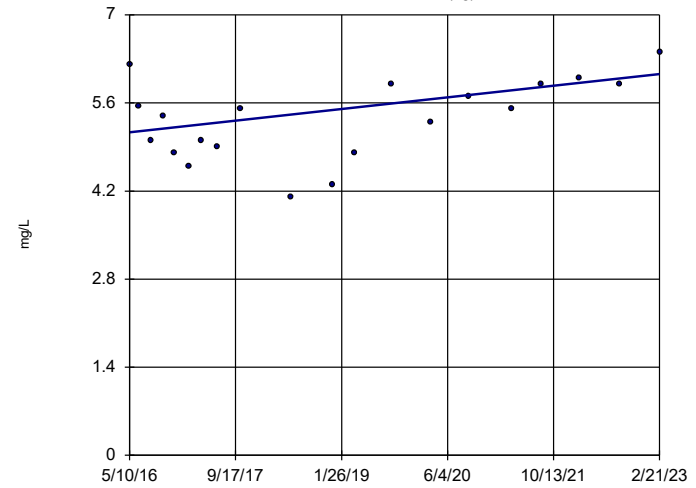


n = 20
 Slope = -0.2216
 units per year.
 Mann-Kendall
 statistic = -67
 critical = -81
 Trend not sig-
 nificant at 99%
 confidence level
 ($\alpha = 0.005$ per
 tail).

Constituent: Calcium, total Analysis Run 5/8/2023 1:44 PM View: Appendix III - Trend Tests
 Plant Scherer Client: Southern Company Data: Scherer AP

Sen's Slope Estimator

SGWA-3 (bg)

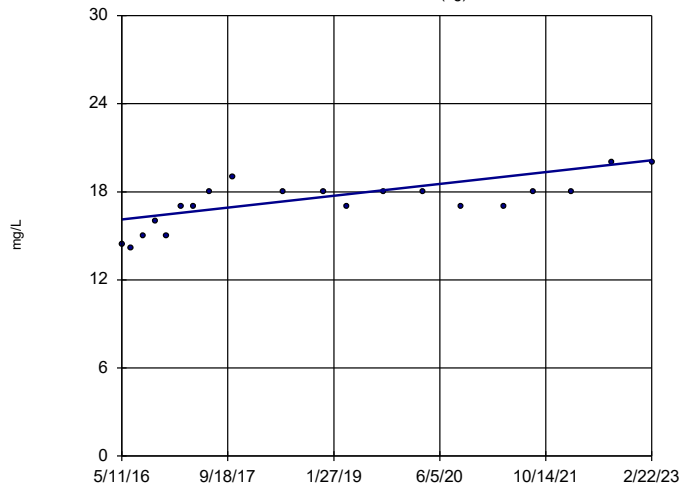


n = 20
 Slope = 0.1365
 units per year.
 Mann-Kendall
 statistic = 54
 critical = 81
 Trend not sig-
 nificant at 99%
 confidence level
 ($\alpha = 0.005$ per
 tail).

Constituent: Calcium, total Analysis Run 5/8/2023 1:44 PM View: Appendix III - Trend Tests
 Plant Scherer Client: Southern Company Data: Scherer AP

Sen's Slope Estimator

SGWA-4 (bg)

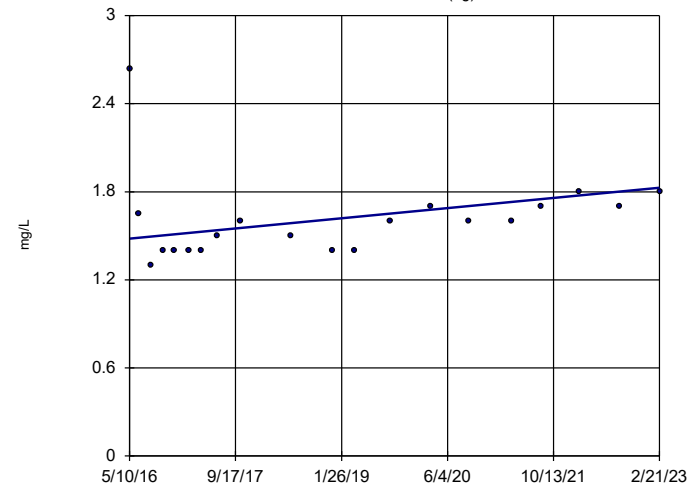


n = 20
 Slope = 0.5922
 units per year.
 Mann-Kendall
 statistic = 109
 critical = 81
 Increasing trend
 significant at 99%
 confidence level
 ($\alpha = 0.005$ per
 tail).

Constituent: Calcium, total Analysis Run 5/8/2023 1:44 PM View: Appendix III - Trend Tests
 Plant Scherer Client: Southern Company Data: Scherer AP

Sen's Slope Estimator

SGWA-5 (bg)

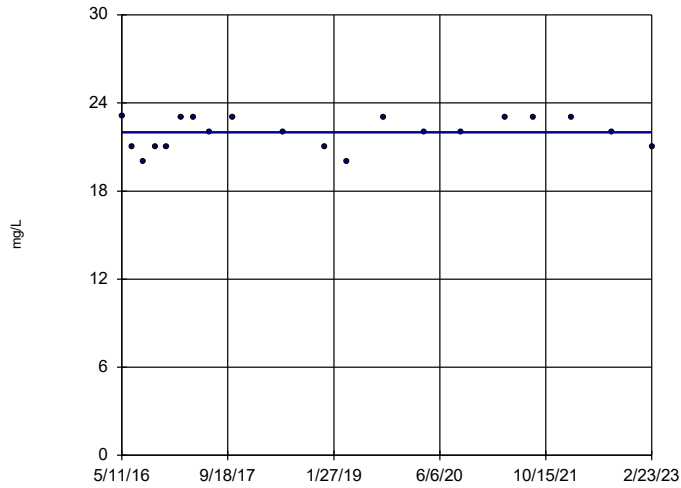


n = 20
 Slope = 0.05116
 units per year.
 Mann-Kendall
 statistic = 80
 critical = 81
 Trend not sig-
 nificant at 99%
 confidence level
 ($\alpha = 0.005$ per
 tail).

Constituent: Calcium, total Analysis Run 5/8/2023 1:44 PM View: Appendix III - Trend Tests
 Plant Scherer Client: Southern Company Data: Scherer AP

Sen's Slope Estimator

SGWC-12

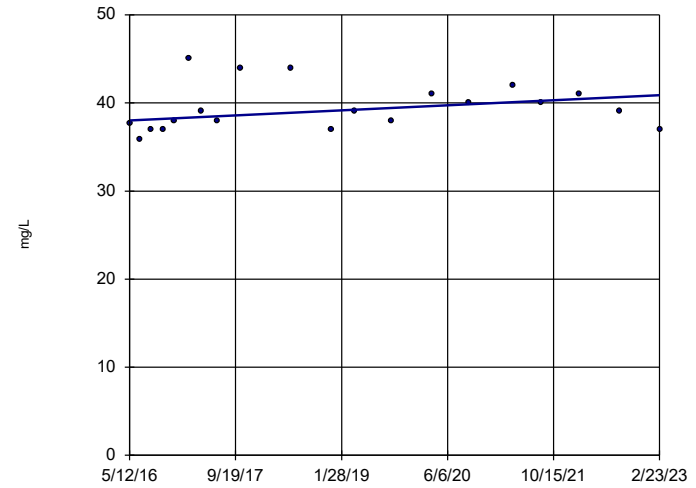


n = 20
 Slope = 0
 units per year.
 Mann-Kendall
 statistic = 16
 critical = 81
 Trend not sig-
 nificant at 99%
 confidence level
 ($\alpha = 0.005$ per
 tail).

Constituent: Calcium, total Analysis Run 5/8/2023 1:44 PM View: Appendix III - Trend Tests
 Plant Scherer Client: Southern Company Data: Scherer AP

Sen's Slope Estimator

SGWC-14

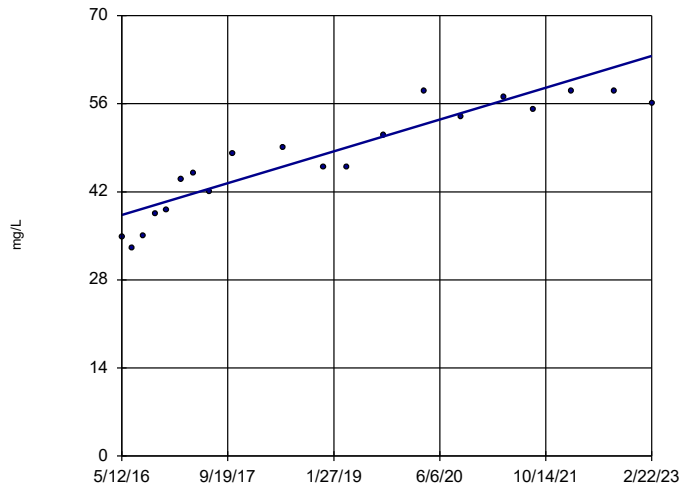


n = 20
 Slope = 0.4222
 units per year.
 Mann-Kendall
 statistic = 45
 critical = 81
 Trend not sig-
 nificant at 99%
 confidence level
 ($\alpha = 0.005$ per
 tail).

Constituent: Calcium, total Analysis Run 5/8/2023 1:44 PM View: Appendix III - Trend Tests
 Plant Scherer Client: Southern Company Data: Scherer AP

Sen's Slope Estimator

SGWC-17

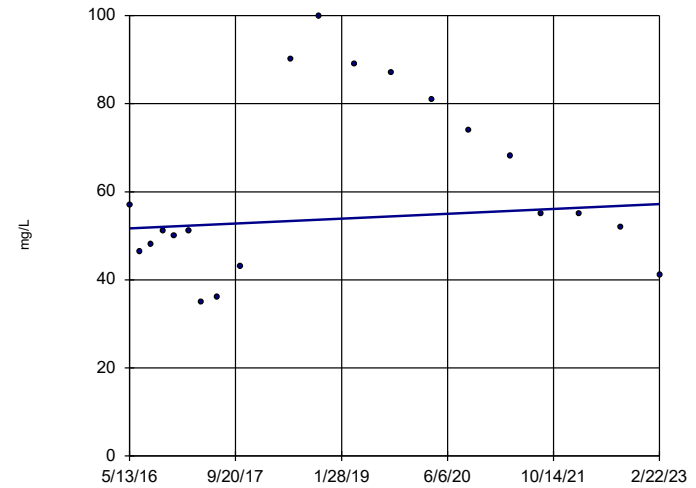


n = 20
 Slope = 3.724
 units per year.
 Mann-Kendall
 statistic = 156
 critical = 81
 Increasing trend
 significant at 99%
 confidence level
 ($\alpha = 0.005$ per
 tail).

Constituent: Calcium, total Analysis Run 5/8/2023 1:44 PM View: Appendix III - Trend Tests
 Plant Scherer Client: Southern Company Data: Scherer AP

Sen's Slope Estimator

SGWC-18

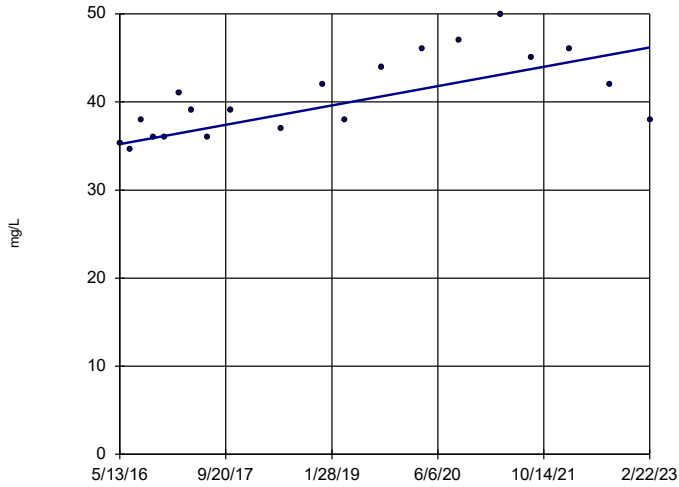


n = 20
 Slope = 0.8149
 units per year.
 Mann-Kendall
 statistic = 14
 critical = 81
 Trend not sig-
 nificant at 99%
 confidence level
 ($\alpha = 0.005$ per
 tail).

Constituent: Calcium, total Analysis Run 5/8/2023 1:44 PM View: Appendix III - Trend Tests
 Plant Scherer Client: Southern Company Data: Scherer AP

Sen's Slope Estimator

SGWC-19

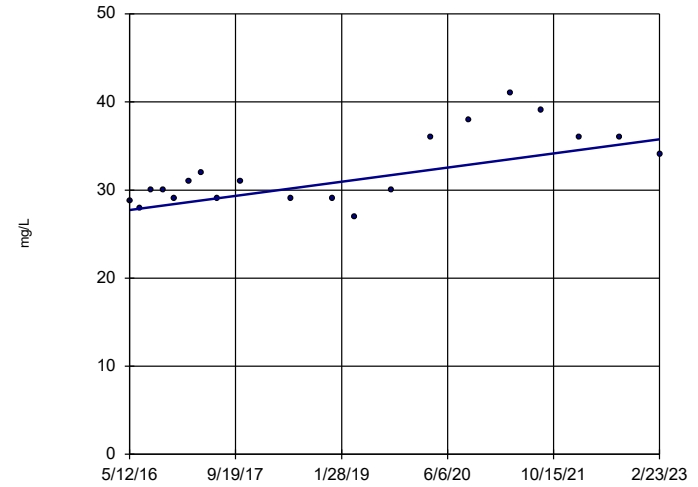


n = 20
 Slope = 1.616
 units per year.
 Mann-Kendall
 statistic = 105
 critical = 81
 Increasing trend
 significant at 99%
 confidence level
 ($\alpha = 0.005$ per
 tail).

Constituent: Calcium, total Analysis Run 5/8/2023 1:44 PM View: Appendix III - Trend Tests
 Plant Scherer Client: Southern Company Data: Scherer AP

Sen's Slope Estimator

SGWC-21

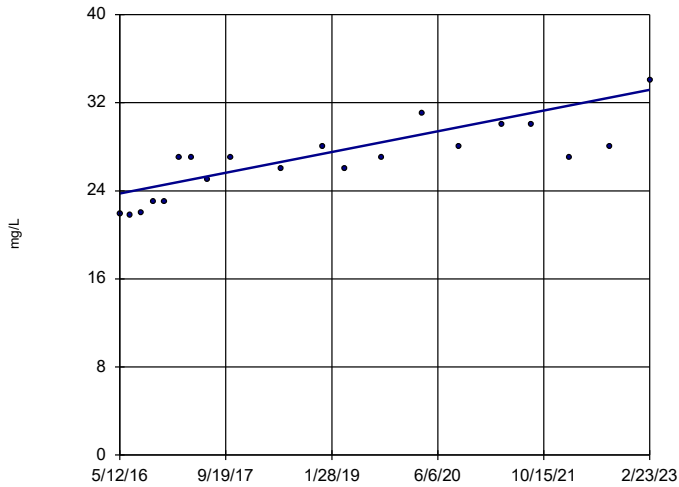


n = 20
 Slope = 1.178
 units per year.
 Mann-Kendall
 statistic = 87
 critical = 81
 Increasing trend
 significant at 99%
 confidence level
 ($\alpha = 0.005$ per
 tail).

Constituent: Calcium, total Analysis Run 5/8/2023 1:44 PM View: Appendix III - Trend Tests
 Plant Scherer Client: Southern Company Data: Scherer AP

Sen's Slope Estimator

SGWC-22

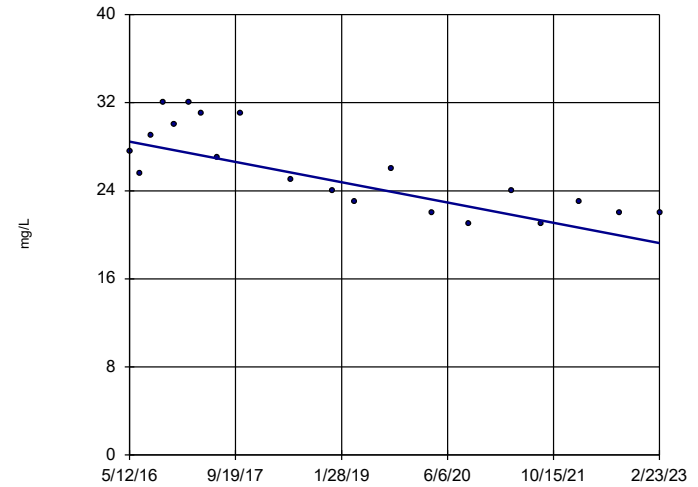


n = 20
 Slope = 1.388
 units per year.
 Mann-Kendall
 statistic = 130
 critical = 81
 Increasing trend
 significant at 99%
 confidence level
 ($\alpha = 0.005$ per
 tail).

Constituent: Calcium, total Analysis Run 5/8/2023 1:44 PM View: Appendix III - Trend Tests
 Plant Scherer Client: Southern Company Data: Scherer AP

Sen's Slope Estimator

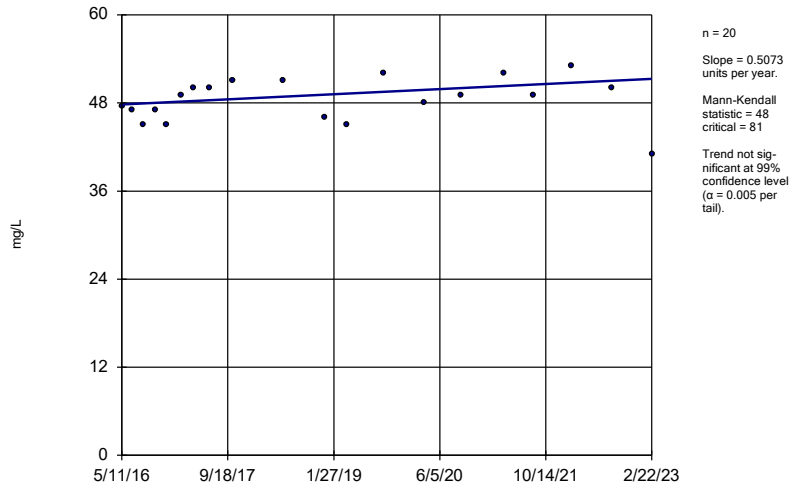
SGWC-23



n = 20
 Slope = -1.358
 units per year.
 Mann-Kendall
 statistic = -110
 critical = -81
 Decreasing trend
 significant at 99%
 confidence level
 ($\alpha = 0.005$ per
 tail).

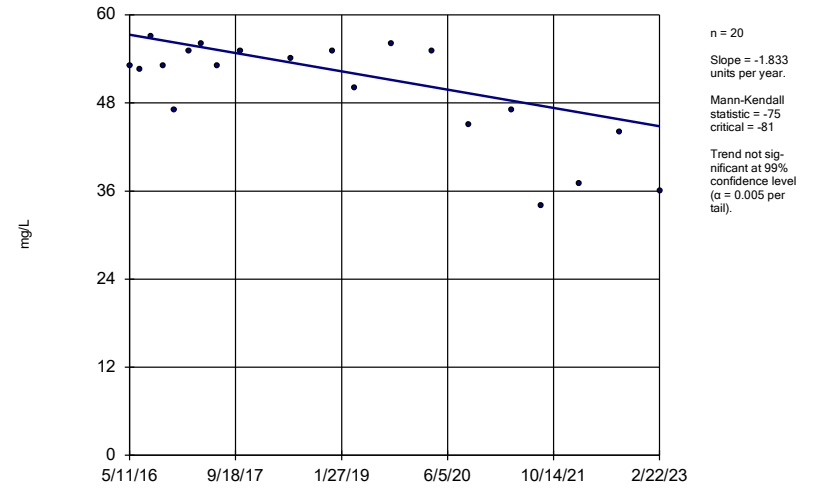
Constituent: Calcium, total Analysis Run 5/8/2023 1:44 PM View: Appendix III - Trend Tests
 Plant Scherer Client: Southern Company Data: Scherer AP

Sen's Slope Estimator SGWC-8



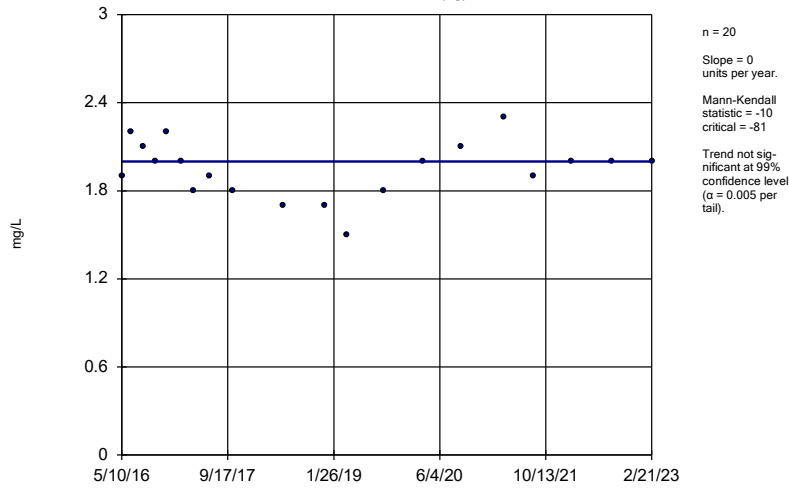
Constituent: Calcium, total Analysis Run 5/8/2023 1:44 PM View: Appendix III - Trend Tests
Plant Scherer Client: Southern Company Data: Scherer AP

Sen's Slope Estimator SGWC-9



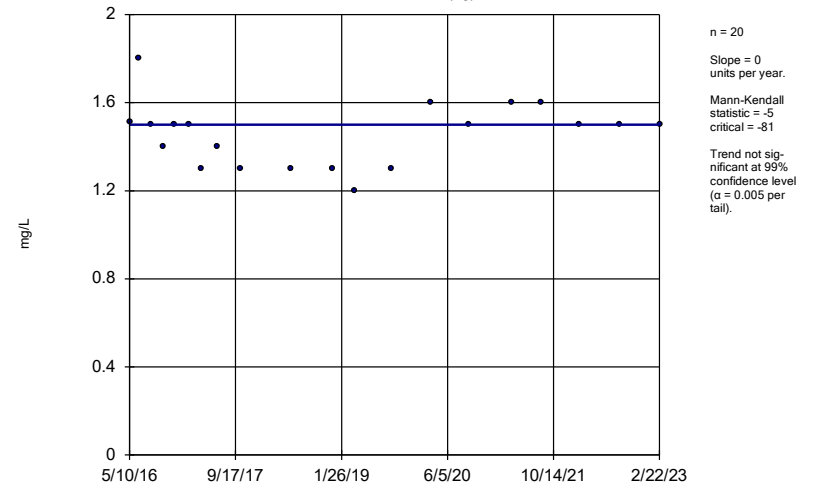
Constituent: Calcium, total Analysis Run 5/8/2023 1:44 PM View: Appendix III - Trend Tests
Plant Scherer Client: Southern Company Data: Scherer AP

Sen's Slope Estimator SGWA-1 (bg)



Constituent: Chloride, Total Analysis Run 5/8/2023 1:44 PM View: Appendix III - Trend Tests
Plant Scherer Client: Southern Company Data: Scherer AP

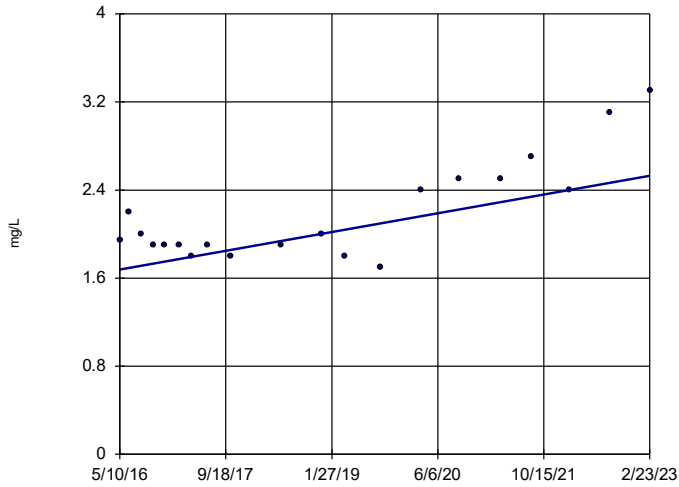
Sen's Slope Estimator SGWA-2 (bg)



Constituent: Chloride, Total Analysis Run 5/8/2023 1:44 PM View: Appendix III - Trend Tests
Plant Scherer Client: Southern Company Data: Scherer AP

Sen's Slope Estimator

SGWA-24 (bg)

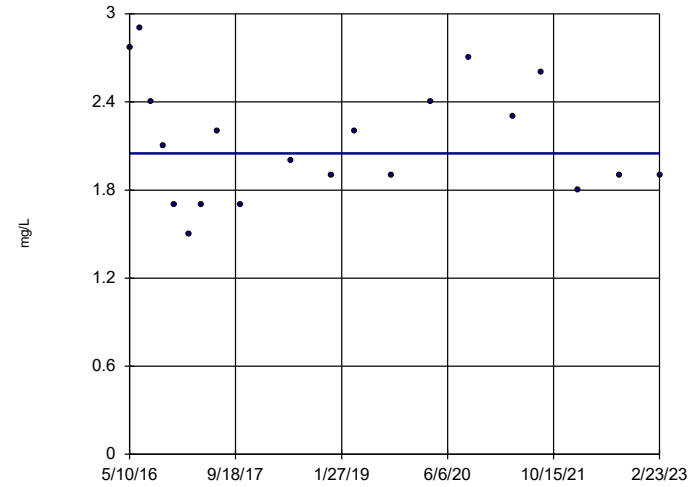


n = 20
 Slope = 0.1252
 units per year.
 Mann-Kendall
 statistic = 66
 critical = 81
 Trend not sig-
 nificant at 99%
 confidence level
 ($\alpha = 0.005$ per
 tail).

Constituent: Chloride, Total Analysis Run 5/8/2023 1:44 PM View: Appendix III - Trend Tests
 Plant Scherer Client: Southern Company Data: Scherer AP

Sen's Slope Estimator

SGWA-25 (bg)

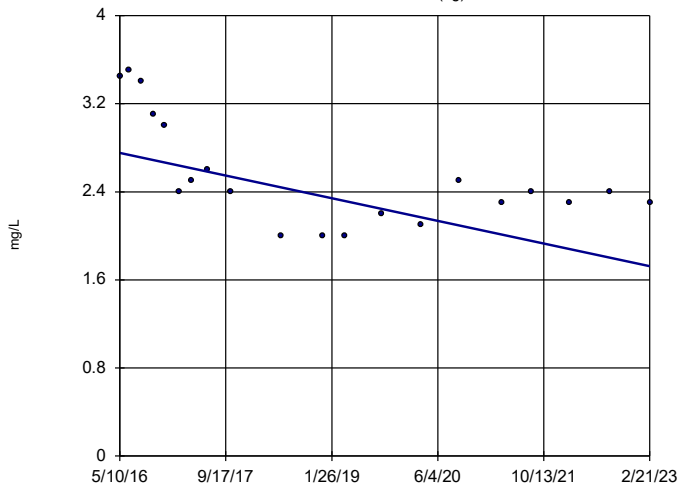


n = 20
 Slope = 0
 units per year.
 Mann-Kendall
 statistic = -9
 critical = -81
 Trend not sig-
 nificant at 99%
 confidence level
 ($\alpha = 0.005$ per
 tail).

Constituent: Chloride, Total Analysis Run 5/8/2023 1:44 PM View: Appendix III - Trend Tests
 Plant Scherer Client: Southern Company Data: Scherer AP

Sen's Slope Estimator

SGWA-3 (bg)

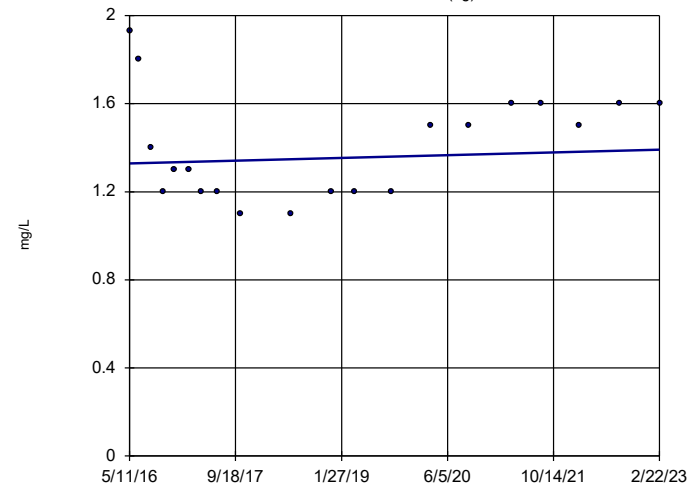


n = 20
 Slope = -0.1516
 units per year.
 Mann-Kendall
 statistic = -87
 critical = -81
 Decreasing trend
 significant at 99%
 confidence level
 ($\alpha = 0.005$ per
 tail).

Constituent: Chloride, Total Analysis Run 5/8/2023 1:44 PM View: Appendix III - Trend Tests
 Plant Scherer Client: Southern Company Data: Scherer AP

Sen's Slope Estimator

SGWA-4 (bg)

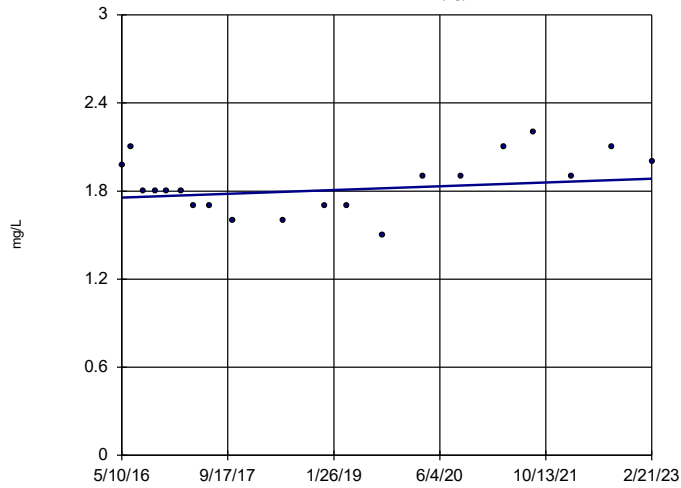


n = 20
 Slope = 0.009116
 units per year.
 Mann-Kendall
 statistic = 26
 critical = 81
 Trend not sig-
 nificant at 99%
 confidence level
 ($\alpha = 0.005$ per
 tail).

Constituent: Chloride, Total Analysis Run 5/8/2023 1:44 PM View: Appendix III - Trend Tests
 Plant Scherer Client: Southern Company Data: Scherer AP

Sen's Slope Estimator

SGWA-5 (bg)

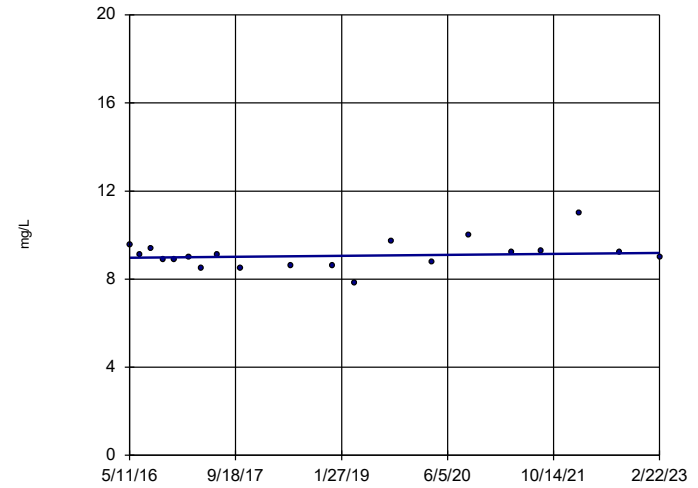


n = 20
 Slope = 0.01895
 units per year.
 Mann-Kendall
 statistic = 25
 critical = 81
 Trend not sig-
 nificant at 99%
 confidence level
 ($\alpha = 0.005$ per
 tail).

Constituent: Chloride, Total Analysis Run 5/8/2023 1:44 PM View: Appendix III - Trend Tests
 Plant Scherer Client: Southern Company Data: Scherer AP

Sen's Slope Estimator

SGWC-10

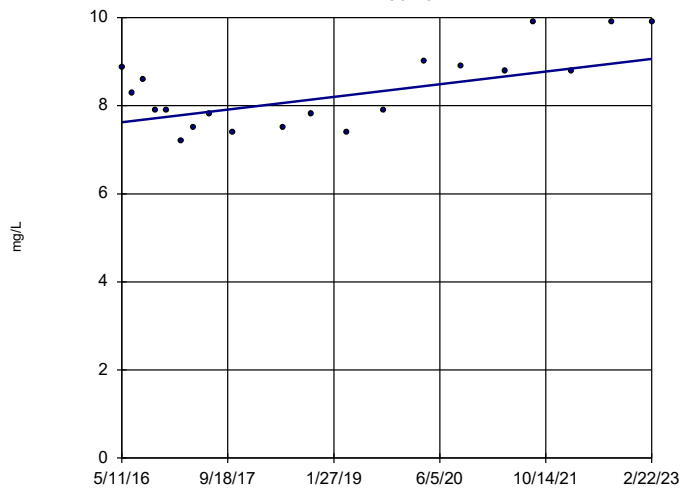


n = 20
 Slope = 0.03144
 units per year.
 Mann-Kendall
 statistic = 18
 critical = 81
 Trend not sig-
 nificant at 99%
 confidence level
 ($\alpha = 0.005$ per
 tail).

Constituent: Chloride, Total Analysis Run 5/8/2023 1:44 PM View: Appendix III - Trend Tests
 Plant Scherer Client: Southern Company Data: Scherer AP

Sen's Slope Estimator

SGWC-11

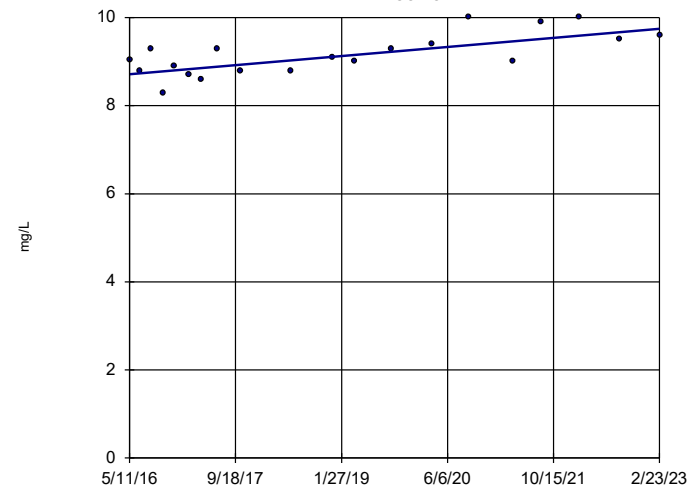


n = 20
 Slope = 0.2118
 units per year.
 Mann-Kendall
 statistic = 58
 critical = 81
 Trend not sig-
 nificant at 99%
 confidence level
 ($\alpha = 0.005$ per
 tail).

Constituent: Chloride, Total Analysis Run 5/8/2023 1:44 PM View: Appendix III - Trend Tests
 Plant Scherer Client: Southern Company Data: Scherer AP

Sen's Slope Estimator

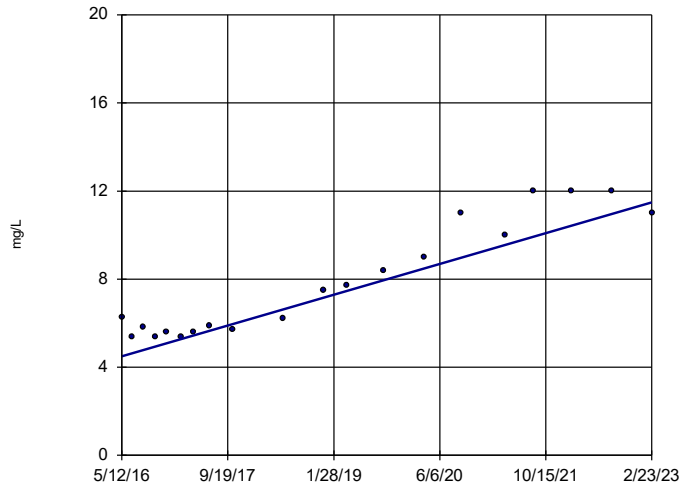
SGWC-12



n = 20
 Slope = 0.1513
 units per year.
 Mann-Kendall
 statistic = 96
 critical = 81
 Increasing trend
 significant at 99%
 confidence level
 ($\alpha = 0.005$ per
 tail).

Constituent: Chloride, Total Analysis Run 5/8/2023 1:44 PM View: Appendix III - Trend Tests
 Plant Scherer Client: Southern Company Data: Scherer AP

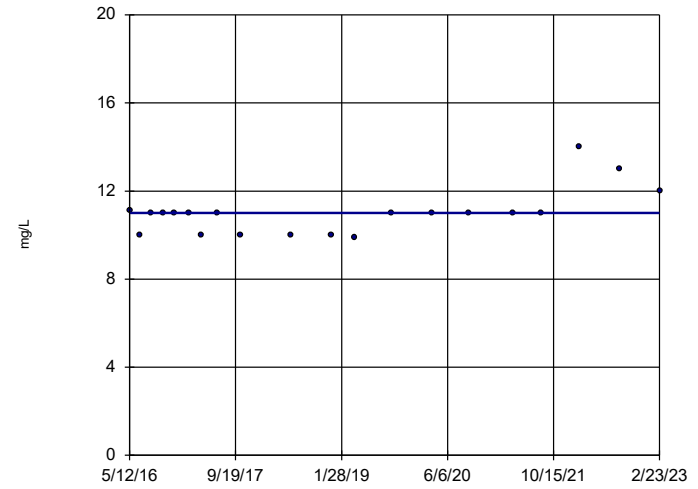
Sen's Slope Estimator SGWC-13



n = 20
Slope = 1.031
units per year.
Mann-Kendall
statistic = 142
critical = 81
Increasing trend
significant at 99%
confidence level
($\alpha = 0.005$ per
tail).

Constituent: Chloride, Total Analysis Run 5/8/2023 1:44 PM View: Appendix III - Trend Tests
Plant Scherer Client: Southern Company Data: Scherer AP

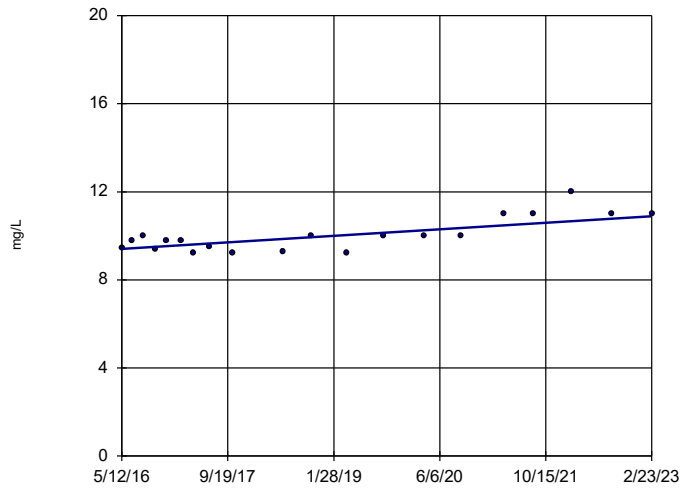
Sen's Slope Estimator SGWC-14



n = 20
Slope = 0
units per year.
Mann-Kendall
statistic = 39
critical = 81
Trend not sig-
nificant at 99%
confidence level
($\alpha = 0.005$ per
tail).

Constituent: Chloride, Total Analysis Run 5/8/2023 1:44 PM View: Appendix III - Trend Tests
Plant Scherer Client: Southern Company Data: Scherer AP

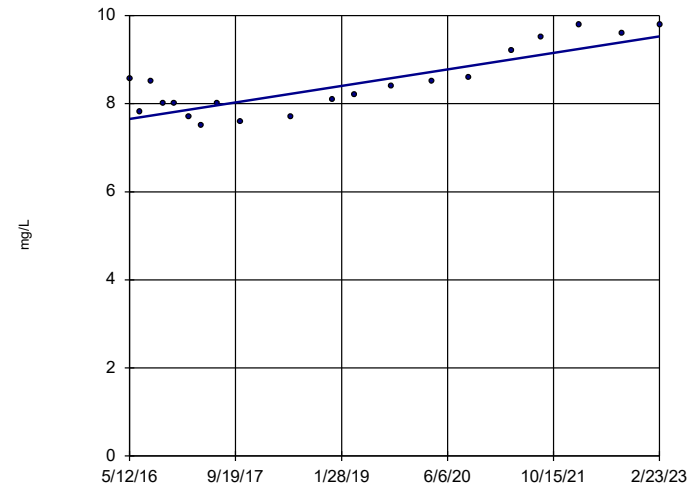
Sen's Slope Estimator SGWC-15



n = 20
Slope = 0.2171
units per year.
Mann-Kendall
statistic = 88
critical = 81
Increasing trend
significant at 99%
confidence level
($\alpha = 0.005$ per
tail).

Constituent: Chloride, Total Analysis Run 5/8/2023 1:44 PM View: Appendix III - Trend Tests
Plant Scherer Client: Southern Company Data: Scherer AP

Sen's Slope Estimator SGWC-16

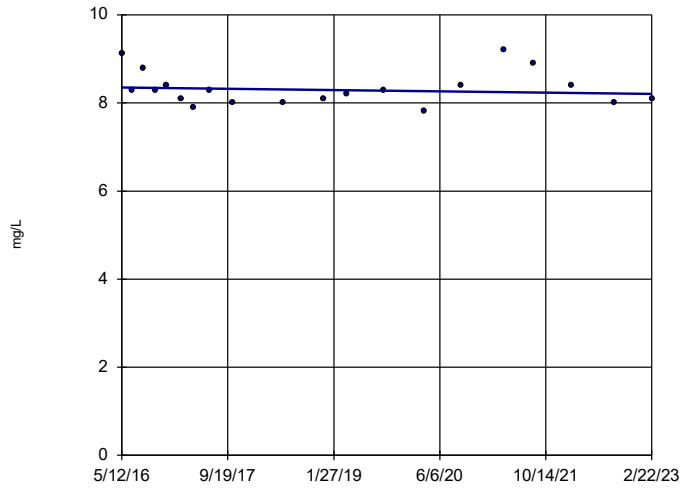


n = 20
Slope = 0.2762
units per year.
Mann-Kendall
statistic = 104
critical = 81
Increasing trend
significant at 99%
confidence level
($\alpha = 0.005$ per
tail).

Constituent: Chloride, Total Analysis Run 5/8/2023 1:44 PM View: Appendix III - Trend Tests
Plant Scherer Client: Southern Company Data: Scherer AP

Sen's Slope Estimator

SGWC-17

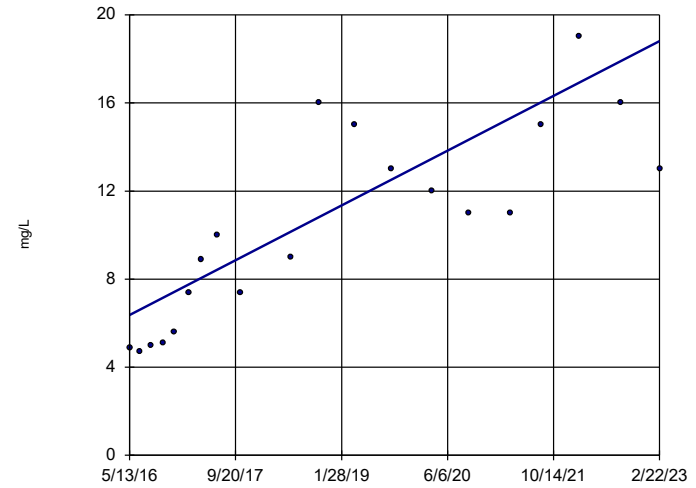


n = 20
 Slope = -0.02186
 units per year.
 Mann-Kendall
 statistic = -17
 critical = -81
 Trend not sig-
 nificant at 99%
 confidence level
 ($\alpha = 0.005$ per
 tail).

Constituent: Chloride, Total Analysis Run 5/8/2023 1:44 PM View: Appendix III - Trend Tests
 Plant Scherer Client: Southern Company Data: Scherer AP

Sen's Slope Estimator

SGWC-18

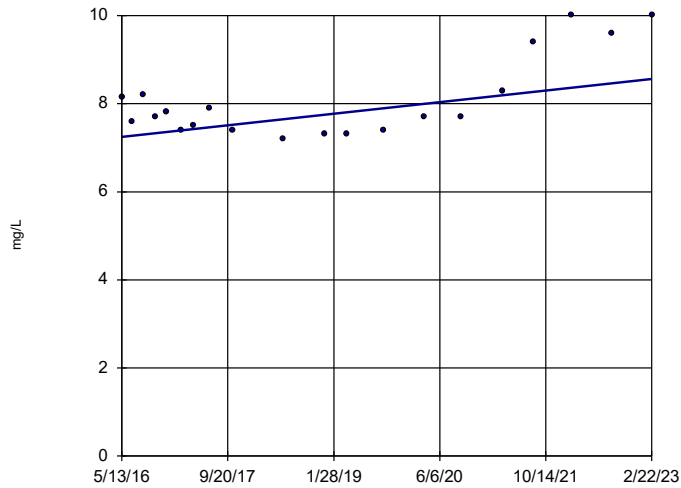


n = 20
 Slope = 1.834
 units per year.
 Mann-Kendall
 statistic = 135
 critical = 81
 Increasing trend
 significant at 99%
 confidence level
 ($\alpha = 0.005$ per
 tail).

Constituent: Chloride, Total Analysis Run 5/8/2023 1:44 PM View: Appendix III - Trend Tests
 Plant Scherer Client: Southern Company Data: Scherer AP

Sen's Slope Estimator

SGWC-19

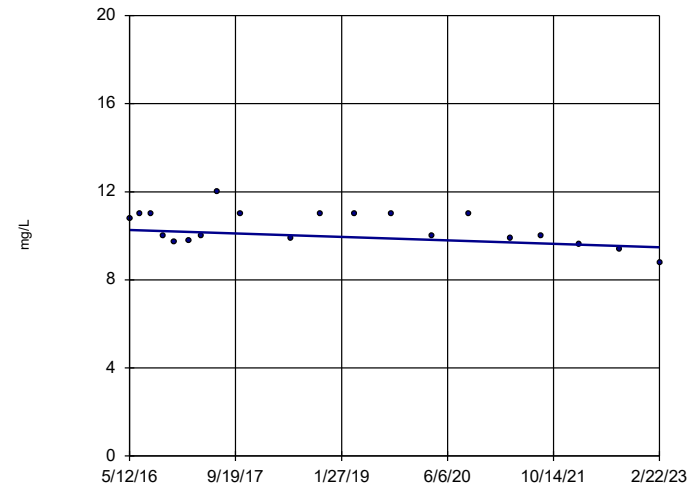


n = 20
 Slope = 0.1942
 units per year.
 Mann-Kendall
 statistic = 48
 critical = 81
 Trend not sig-
 nificant at 99%
 confidence level
 ($\alpha = 0.005$ per
 tail).

Constituent: Chloride, Total Analysis Run 5/8/2023 1:44 PM View: Appendix III - Trend Tests
 Plant Scherer Client: Southern Company Data: Scherer AP

Sen's Slope Estimator

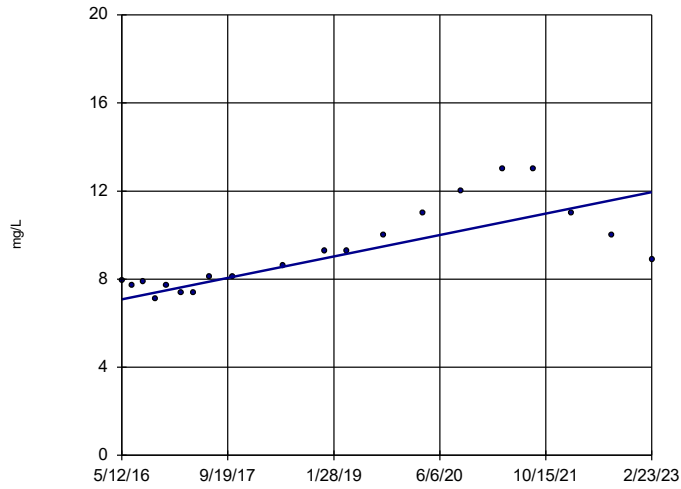
SGWC-20



n = 20
 Slope = -0.1153
 units per year.
 Mann-Kendall
 statistic = -56
 critical = -81
 Trend not sig-
 nificant at 99%
 confidence level
 ($\alpha = 0.005$ per
 tail).

Constituent: Chloride, Total Analysis Run 5/8/2023 1:44 PM View: Appendix III - Trend Tests
 Plant Scherer Client: Southern Company Data: Scherer AP

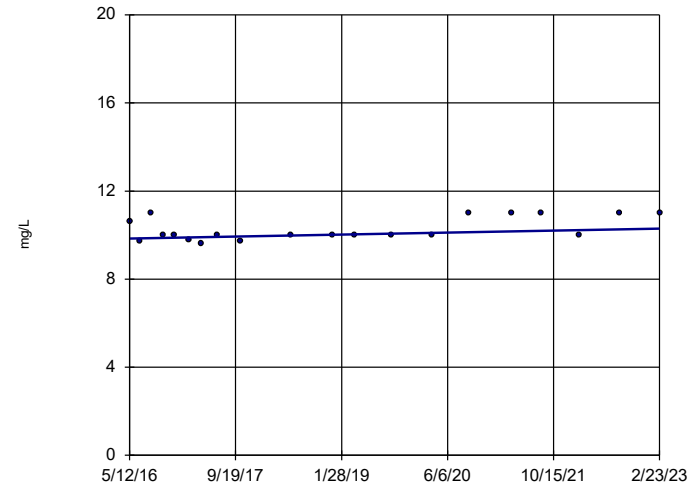
Sen's Slope Estimator SGWC-21



n = 20
 Slope = 0.7168
 units per year.
 Mann-Kendall
 statistic = 119
 critical = 81
 Increasing trend
 significant at 99%
 confidence level
 ($\alpha = 0.005$ per
 tail).

Constituent: Chloride, Total Analysis Run 5/8/2023 1:44 PM View: Appendix III - Trend Tests
 Plant Scherer Client: Southern Company Data: Scherer AP

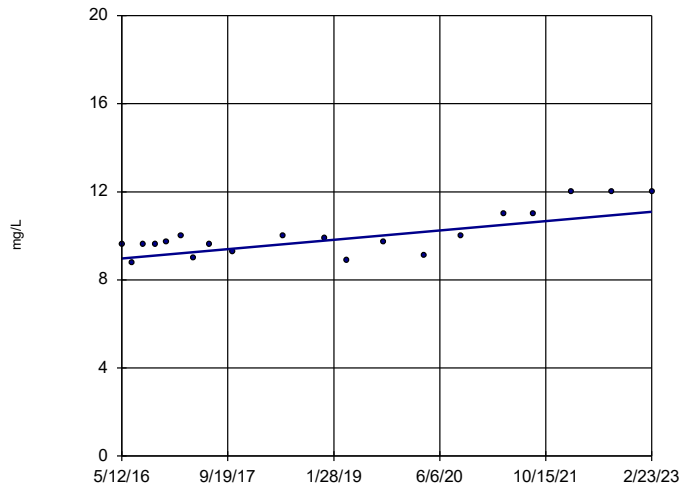
Sen's Slope Estimator SGWC-22



n = 20
 Slope = 0.06685
 units per year.
 Mann-Kendall
 statistic = 62
 critical = 81
 Trend not sig-
 nificant at 99%
 confidence level
 ($\alpha = 0.005$ per
 tail).

Constituent: Chloride, Total Analysis Run 5/8/2023 1:44 PM View: Appendix III - Trend Tests
 Plant Scherer Client: Southern Company Data: Scherer AP

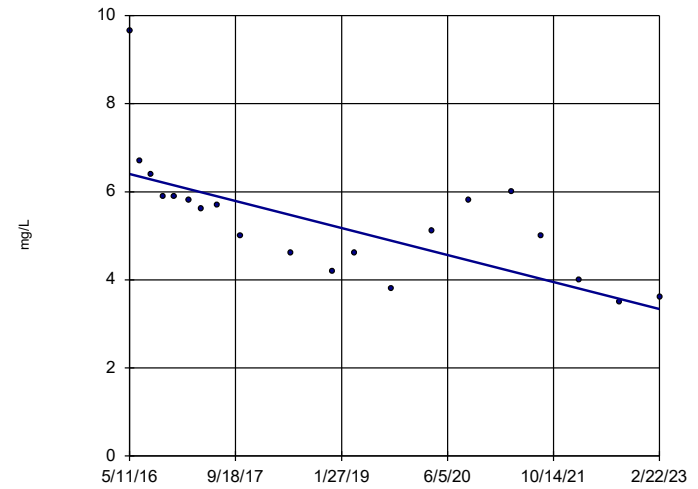
Sen's Slope Estimator SGWC-23



n = 20
 Slope = 0.3135
 units per year.
 Mann-Kendall
 statistic = 95
 critical = 81
 Increasing trend
 significant at 99%
 confidence level
 ($\alpha = 0.005$ per
 tail).

Constituent: Chloride, Total Analysis Run 5/8/2023 1:44 PM View: Appendix III - Trend Tests
 Plant Scherer Client: Southern Company Data: Scherer AP

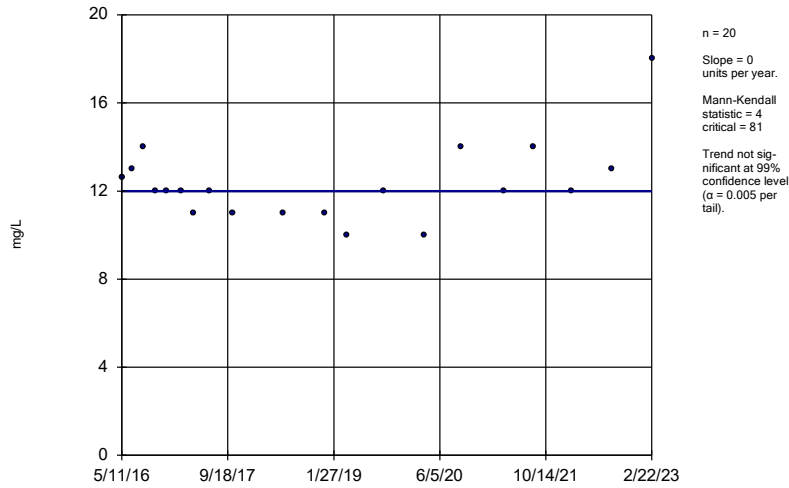
Sen's Slope Estimator SGWC-7



n = 20
 Slope = -0.4515
 units per year.
 Mann-Kendall
 statistic = -120
 critical = -81
 Decreasing trend
 significant at 99%
 confidence level
 ($\alpha = 0.005$ per
 tail).

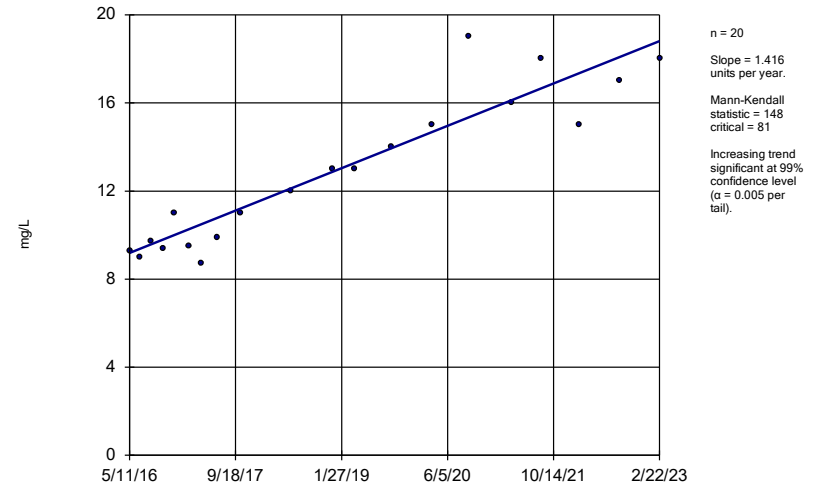
Constituent: Chloride, Total Analysis Run 5/8/2023 1:44 PM View: Appendix III - Trend Tests
 Plant Scherer Client: Southern Company Data: Scherer AP

Sen's Slope Estimator
SGWC-8



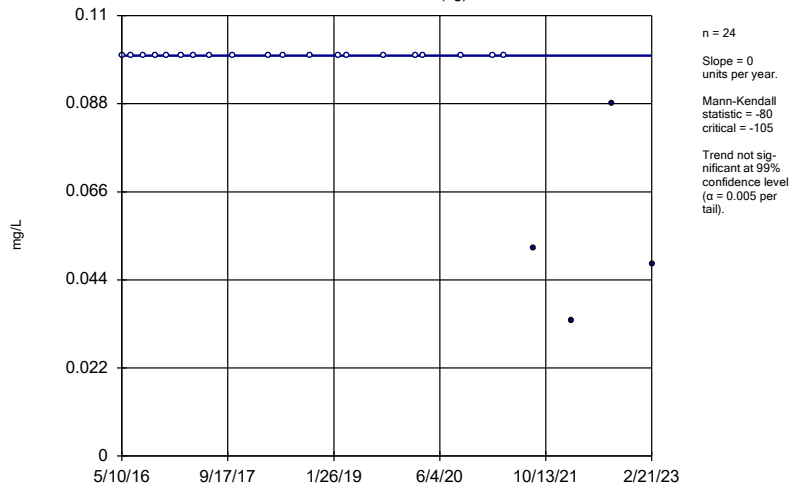
Constituent: Chloride, Total Analysis Run 5/8/2023 1:44 PM View: Appendix III - Trend Tests
Plant Scherer Client: Southern Company Data: Scherer AP

Sen's Slope Estimator
SGWC-9



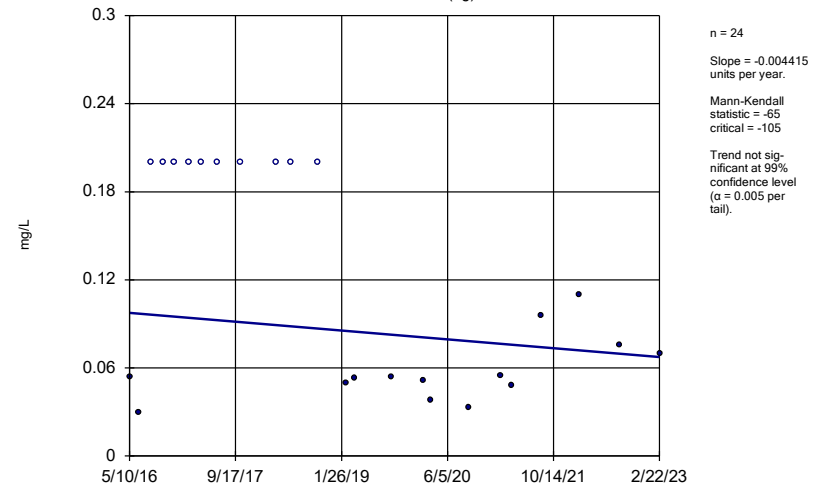
Constituent: Chloride, Total Analysis Run 5/8/2023 1:44 PM View: Appendix III - Trend Tests
Plant Scherer Client: Southern Company Data: Scherer AP

Sen's Slope Estimator
SGWA-1 (bg)



Constituent: Fluoride, total Analysis Run 5/8/2023 1:44 PM View: Appendix III - Trend Tests
Plant Scherer Client: Southern Company Data: Scherer AP

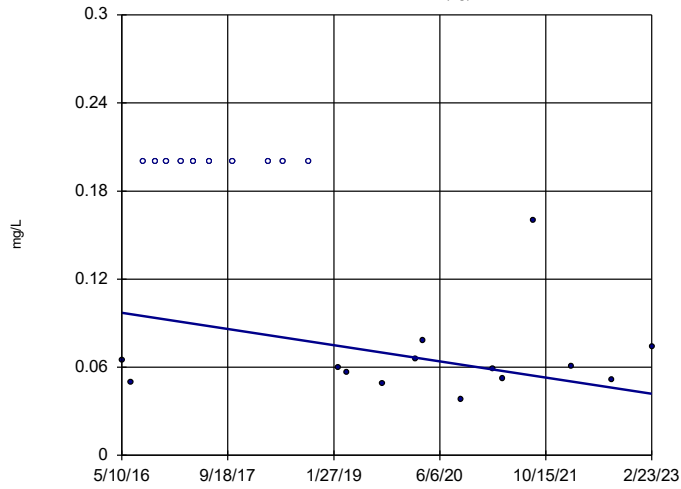
Sen's Slope Estimator
SGWA-2 (bg)



Constituent: Fluoride, total Analysis Run 5/8/2023 1:44 PM View: Appendix III - Trend Tests
Plant Scherer Client: Southern Company Data: Scherer AP

Sen's Slope Estimator

SGWA-24 (bg)

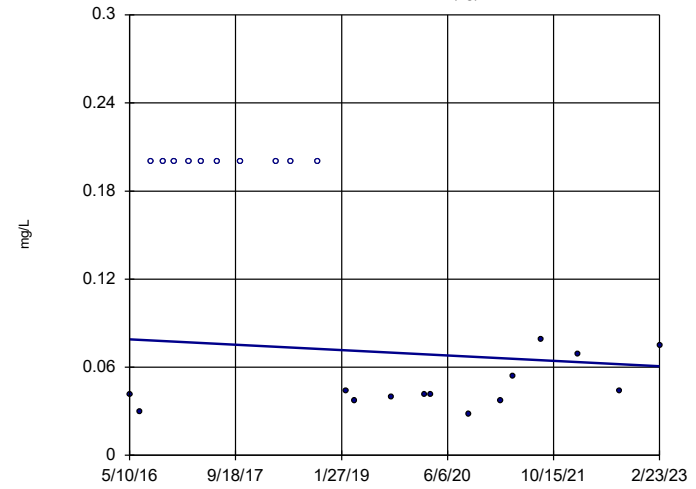


n = 24
Slope = -0.008118
units per year.
Mann-Kendall
statistic = -89
critical = -105
Trend not sig-
nificant at 99%
confidence level
($\alpha = 0.005$ per
tail).

Constituent: Fluoride, total Analysis Run 5/8/2023 1:45 PM View: Appendix III - Trend Tests
Plant Scherer Client: Southern Company Data: Scherer AP

Sen's Slope Estimator

SGWA-25 (bg)

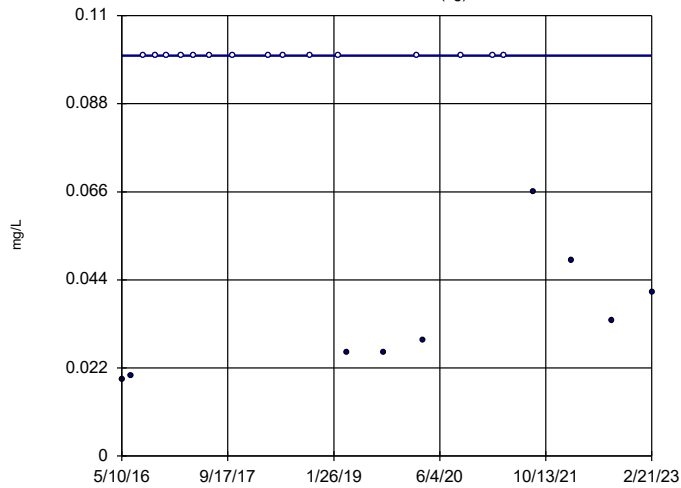


n = 24
Slope = -0.002712
units per year.
Mann-Kendall
statistic = -62
critical = -105
Trend not sig-
nificant at 99%
confidence level
($\alpha = 0.005$ per
tail).

Constituent: Fluoride, total Analysis Run 5/8/2023 1:45 PM View: Appendix III - Trend Tests
Plant Scherer Client: Southern Company Data: Scherer AP

Sen's Slope Estimator

SGWA-3 (bg)

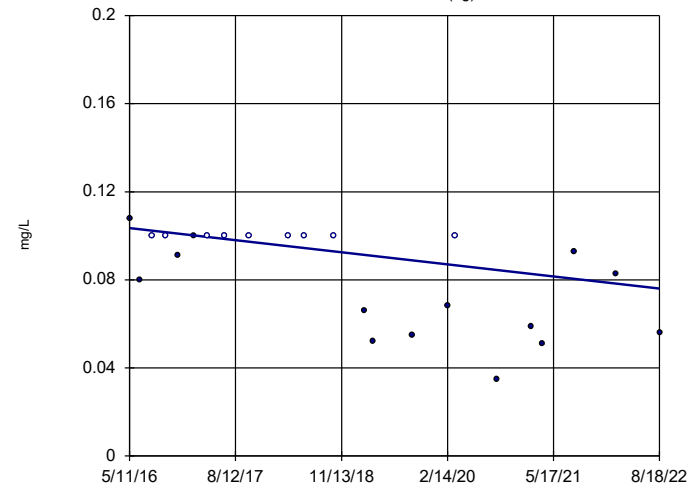


n = 24
Slope = 0
units per year.
Mann-Kendall
statistic = -28
critical = -105
Trend not sig-
nificant at 99%
confidence level
($\alpha = 0.005$ per
tail).

Constituent: Fluoride, total Analysis Run 5/8/2023 1:45 PM View: Appendix III - Trend Tests
Plant Scherer Client: Southern Company Data: Scherer AP

Sen's Slope Estimator

SGWA-4 (bg)

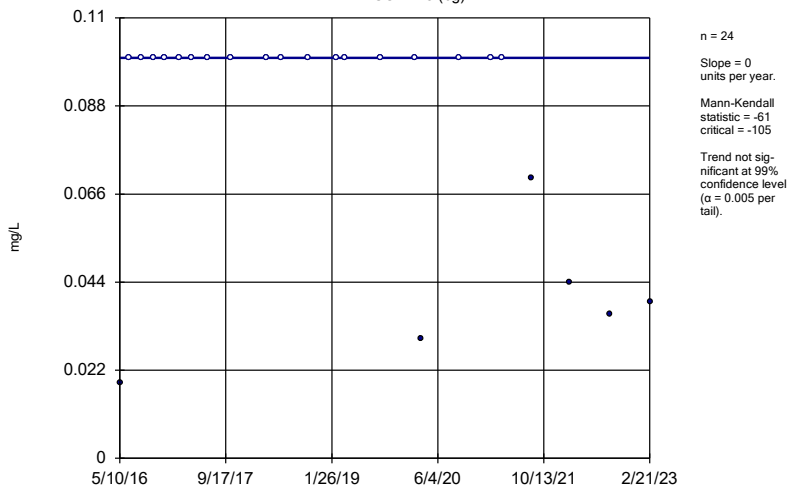


n = 23
Slope = -0.004385
units per year.
Mann-Kendall
statistic = -104
critical = -98
Decreasing trend
significant at 99%
confidence level
($\alpha = 0.005$ per
tail).

Constituent: Fluoride, total Analysis Run 5/8/2023 1:45 PM View: Appendix III - Trend Tests
Plant Scherer Client: Southern Company Data: Scherer AP

Sen's Slope Estimator

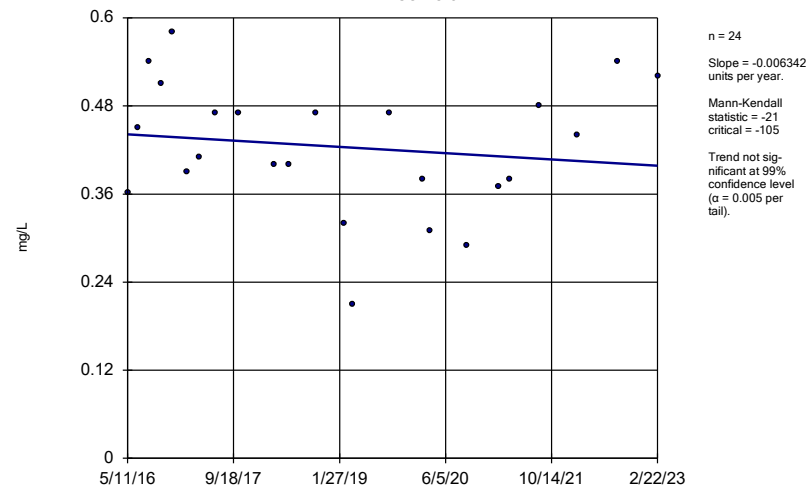
SGWA-5 (bg)



Constituent: Fluoride, total Analysis Run 5/8/2023 1:45 PM View: Appendix III - Trend Tests
Plant Scherer Client: Southern Company Data: Scherer AP

Sen's Slope Estimator

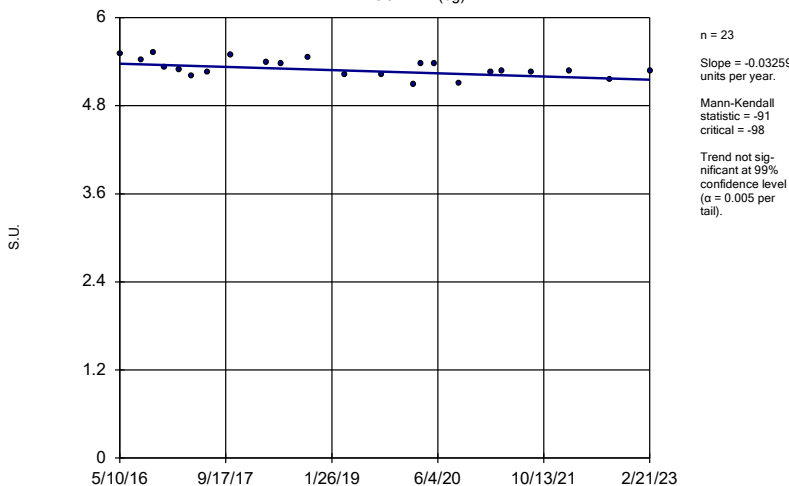
SGWC-8



Constituent: Fluoride, total Analysis Run 5/8/2023 1:45 PM View: Appendix III - Trend Tests
Plant Scherer Client: Southern Company Data: Scherer AP

Sen's Slope Estimator

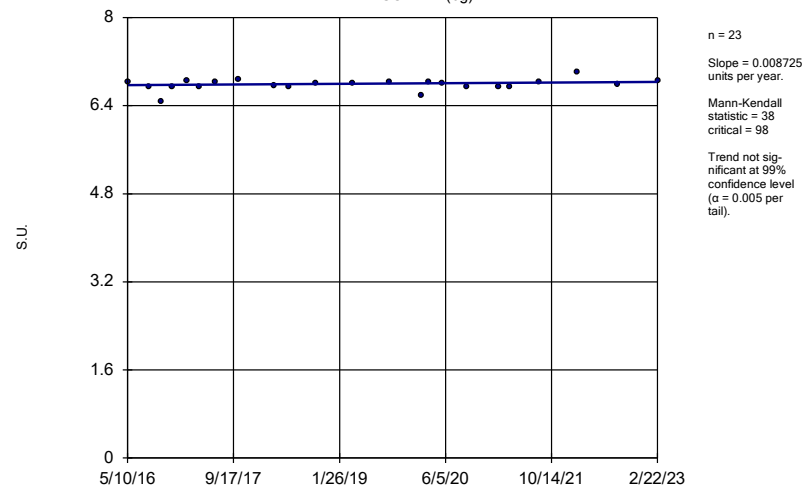
SGWA-1 (bg)



Constituent: pH Analysis Run 5/8/2023 1:45 PM View: Appendix III - Trend Tests
Plant Scherer Client: Southern Company Data: Scherer AP

Sen's Slope Estimator

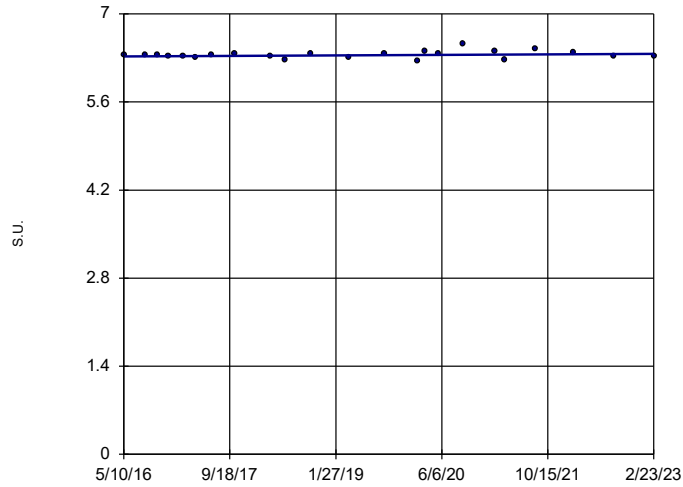
SGWA-2 (bg)



Constituent: pH Analysis Run 5/8/2023 1:45 PM View: Appendix III - Trend Tests
Plant Scherer Client: Southern Company Data: Scherer AP

Sen's Slope Estimator

SGWA-24 (bg)

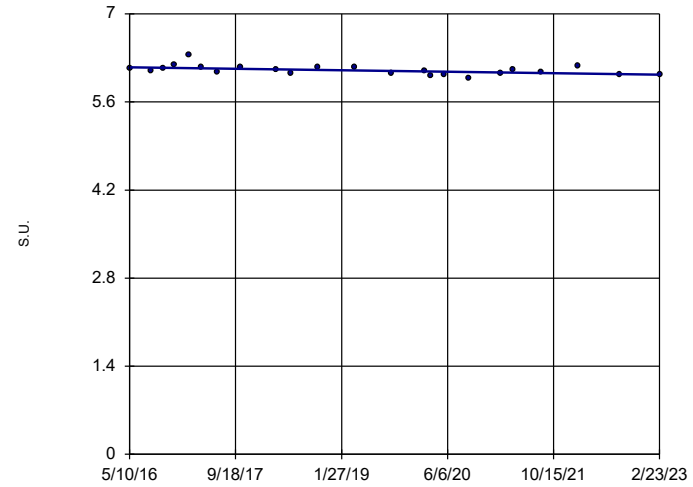


n = 23
 Slope = 0.005979
 units per year.
 Mann-Kendall
 statistic = 39
 critical = 98
 Trend not sig-
 nificant at 99%
 confidence level
 ($\alpha = 0.005$ per
 tail).

Constituent: pH Analysis Run 5/8/2023 1:45 PM View: Appendix III - Trend Tests
 Plant Scherer Client: Southern Company Data: Scherer AP

Sen's Slope Estimator

SGWA-25 (bg)

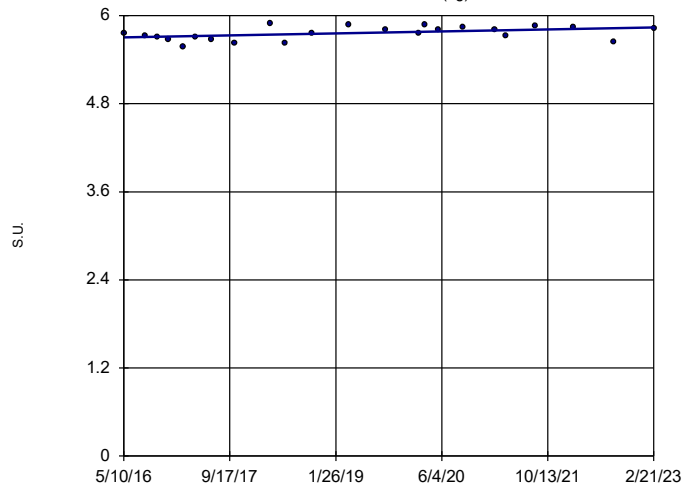


n = 23
 Slope = -0.01734
 units per year.
 Mann-Kendall
 statistic = -92
 critical = -98
 Trend not sig-
 nificant at 99%
 confidence level
 ($\alpha = 0.005$ per
 tail).

Constituent: pH Analysis Run 5/8/2023 1:45 PM View: Appendix III - Trend Tests
 Plant Scherer Client: Southern Company Data: Scherer AP

Sen's Slope Estimator

SGWA-3 (bg)

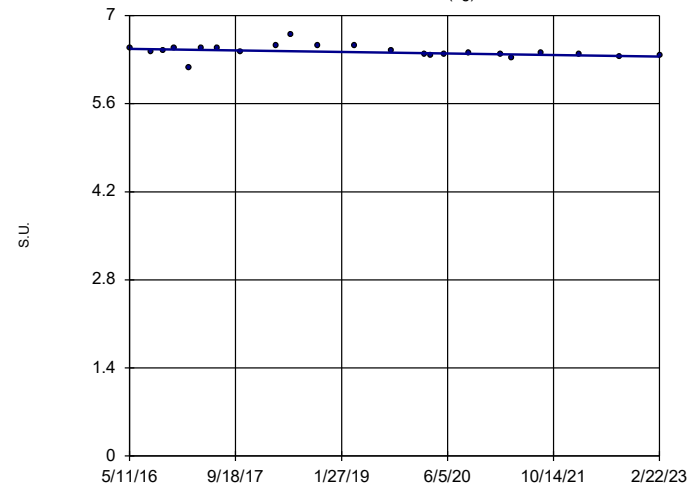


n = 23
 Slope = 0.01993
 units per year.
 Mann-Kendall
 statistic = 64
 critical = 98
 Trend not sig-
 nificant at 99%
 confidence level
 ($\alpha = 0.005$ per
 tail).

Constituent: pH Analysis Run 5/8/2023 1:45 PM View: Appendix III - Trend Tests
 Plant Scherer Client: Southern Company Data: Scherer AP

Sen's Slope Estimator

SGWA-4 (bg)

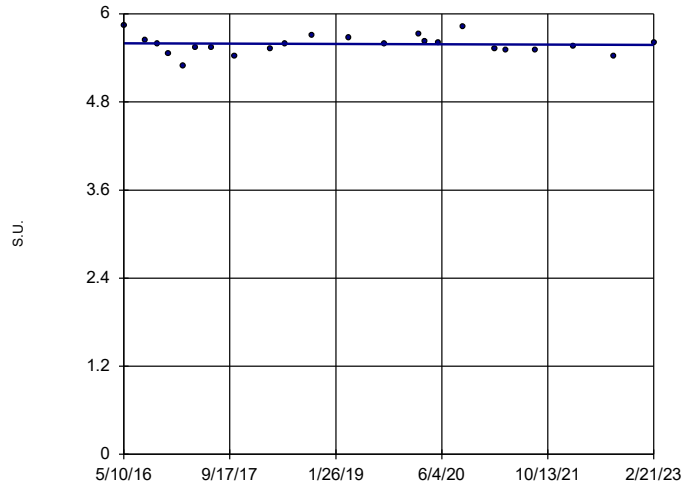


n = 23
 Slope = -0.01746
 units per year.
 Mann-Kendall
 statistic = -93
 critical = -98
 Trend not sig-
 nificant at 99%
 confidence level
 ($\alpha = 0.005$ per
 tail).

Constituent: pH Analysis Run 5/8/2023 1:45 PM View: Appendix III - Trend Tests
 Plant Scherer Client: Southern Company Data: Scherer AP

Sen's Slope Estimator

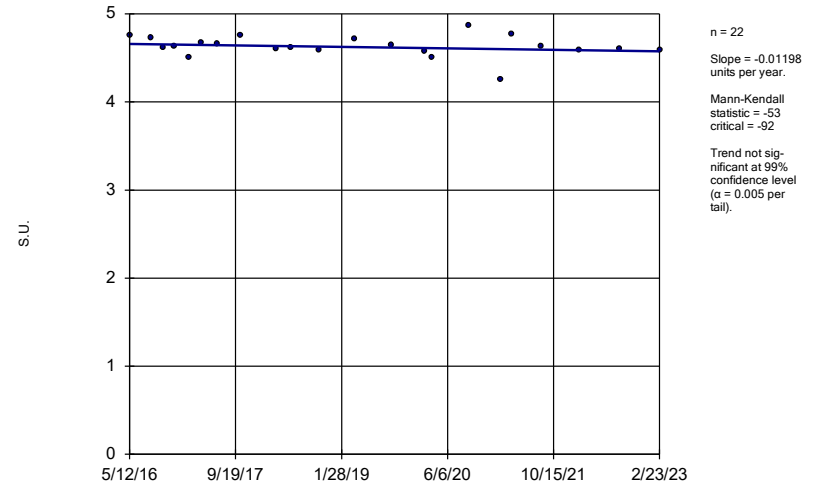
SGWA-5 (bg)



Constituent: pH Analysis Run 5/8/2023 1:45 PM View: Appendix III - Trend Tests
Plant Scherer Client: Southern Company Data: Scherer AP

Sen's Slope Estimator

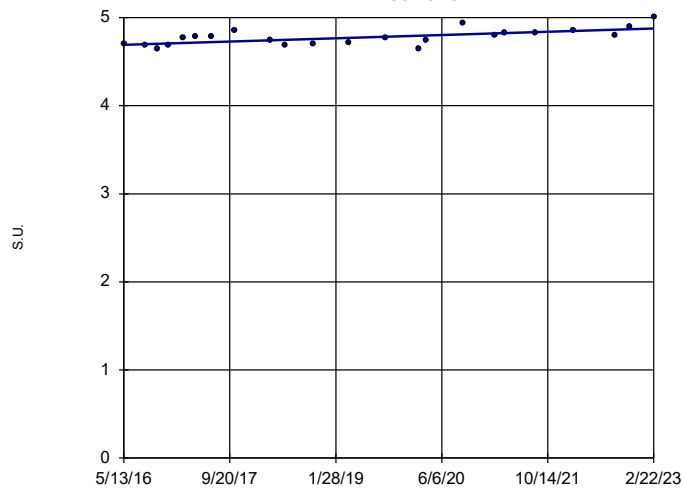
SGWC-15



Constituent: pH Analysis Run 5/8/2023 1:45 PM View: Appendix III - Trend Tests
Plant Scherer Client: Southern Company Data: Scherer AP

Sen's Slope Estimator

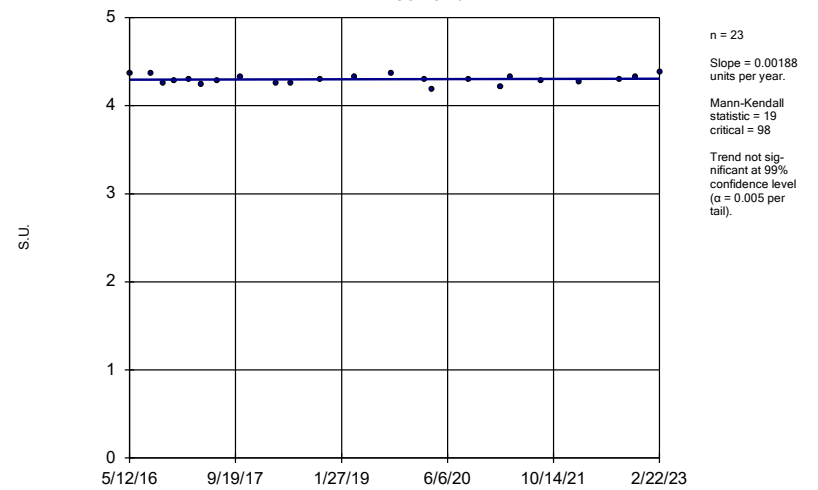
SGWC-18



Constituent: pH Analysis Run 5/8/2023 1:45 PM View: Appendix III - Trend Tests
Plant Scherer Client: Southern Company Data: Scherer AP

Sen's Slope Estimator

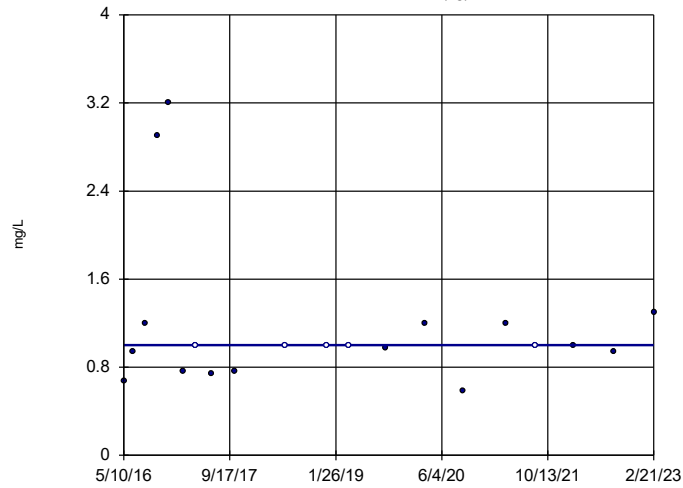
SGWC-20



Constituent: pH Analysis Run 5/8/2023 1:45 PM View: Appendix III - Trend Tests
Plant Scherer Client: Southern Company Data: Scherer AP

Sen's Slope Estimator

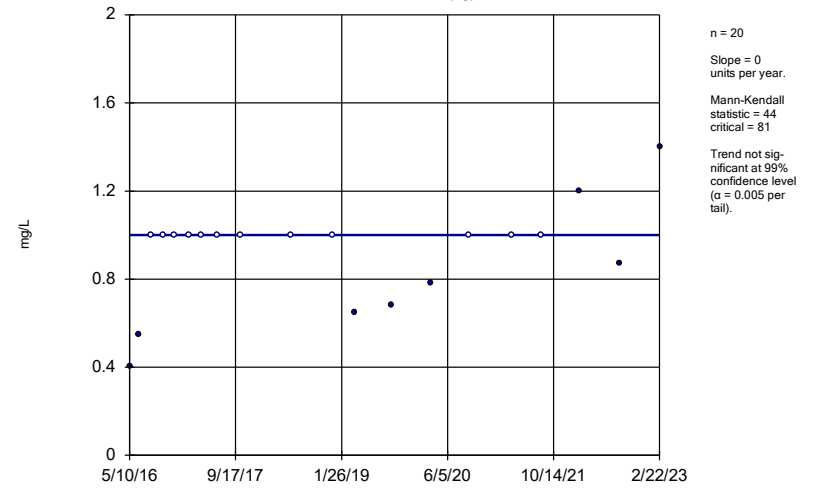
SGWA-1 (bg)



Constituent: Sulfate, total Analysis Run 5/8/2023 1:45 PM View: Appendix III - Trend Tests
Plant Scherer Client: Southern Company Data: Scherer AP

Sen's Slope Estimator

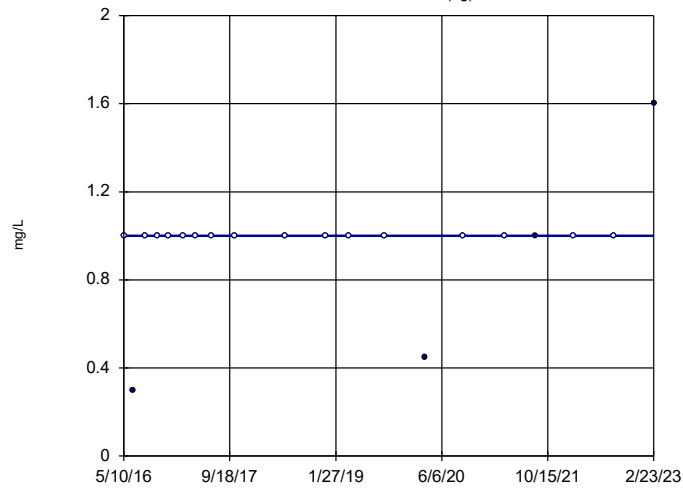
SGWA-2 (bg)



Constituent: Sulfate, total Analysis Run 5/8/2023 1:45 PM View: Appendix III - Trend Tests
Plant Scherer Client: Southern Company Data: Scherer AP

Sen's Slope Estimator

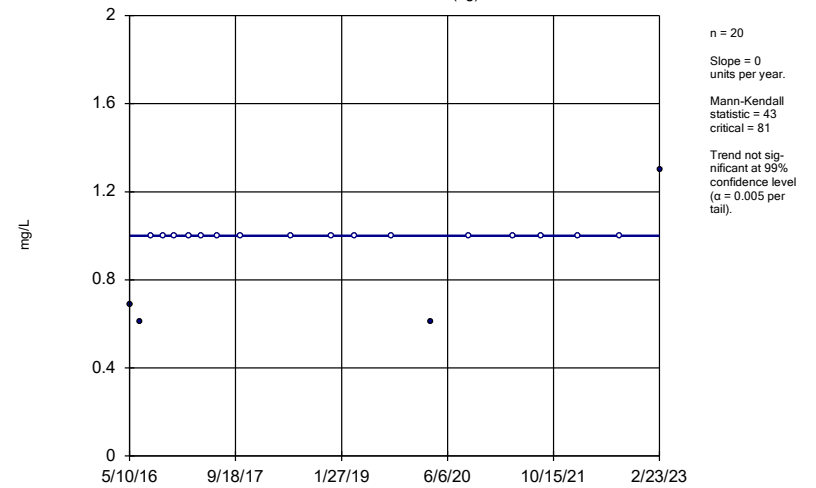
SGWA-24 (bg)



Constituent: Sulfate, total Analysis Run 5/8/2023 1:45 PM View: Appendix III - Trend Tests
Plant Scherer Client: Southern Company Data: Scherer AP

Sen's Slope Estimator

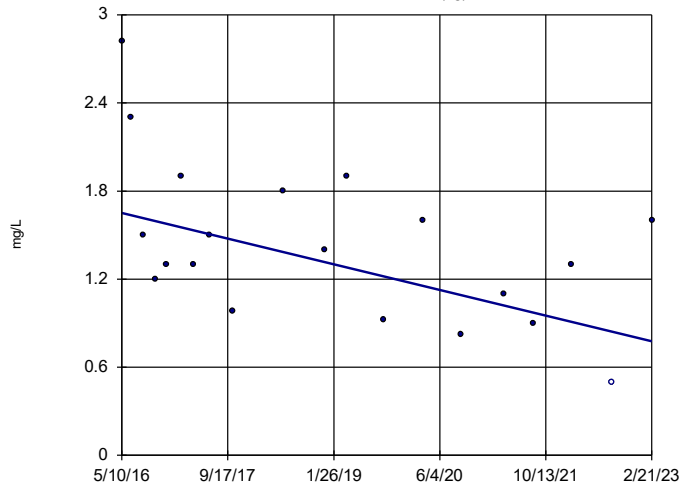
SGWA-25 (bg)



Constituent: Sulfate, total Analysis Run 5/8/2023 1:45 PM View: Appendix III - Trend Tests
Plant Scherer Client: Southern Company Data: Scherer AP

Sen's Slope Estimator

SGWA-3 (bg)

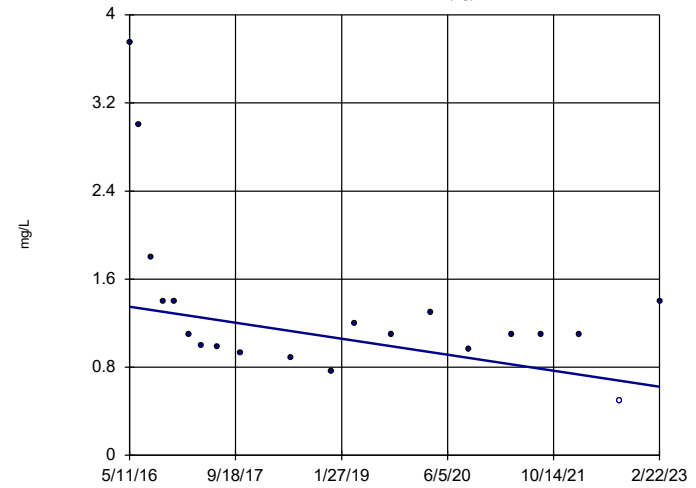


n = 20
Slope = -0.1288
units per year.
Mann-Kendall
statistic = -70
critical = -81
Trend not sig-
nificant at 99%
confidence level
($\alpha = 0.005$ per
tail).

Constituent: Sulfate, total Analysis Run 5/8/2023 1:45 PM View: Appendix III - Trend Tests
Plant Scherer Client: Southern Company Data: Scherer AP

Sen's Slope Estimator

SGWA-4 (bg)

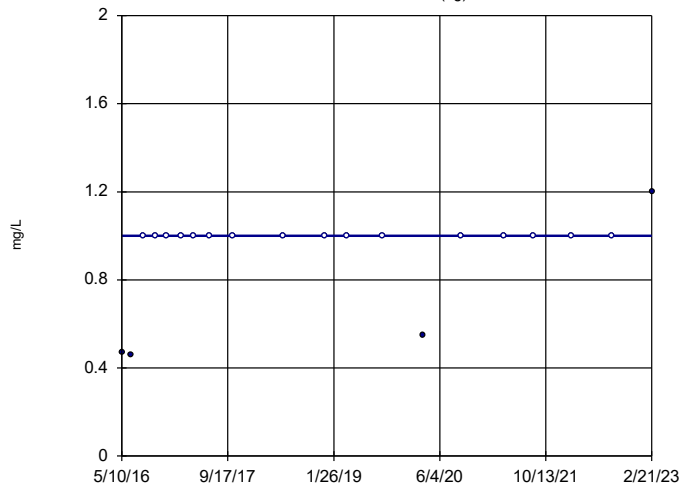


n = 20
Slope = -0.1069
units per year.
Mann-Kendall
statistic = -69
critical = -81
Trend not sig-
nificant at 99%
confidence level
($\alpha = 0.005$ per
tail).

Constituent: Sulfate, total Analysis Run 5/8/2023 1:45 PM View: Appendix III - Trend Tests
Plant Scherer Client: Southern Company Data: Scherer AP

Sen's Slope Estimator

SGWA-5 (bg)

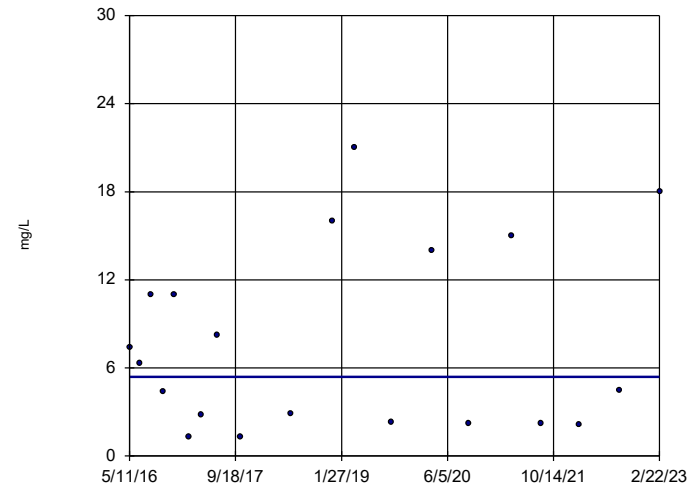


n = 20
Slope = 0
units per year.
Mann-Kendall
statistic = 46
critical = 81
Trend not sig-
nificant at 99%
confidence level
($\alpha = 0.005$ per
tail).

Constituent: Sulfate, total Analysis Run 5/8/2023 1:45 PM View: Appendix III - Trend Tests
Plant Scherer Client: Southern Company Data: Scherer AP

Sen's Slope Estimator

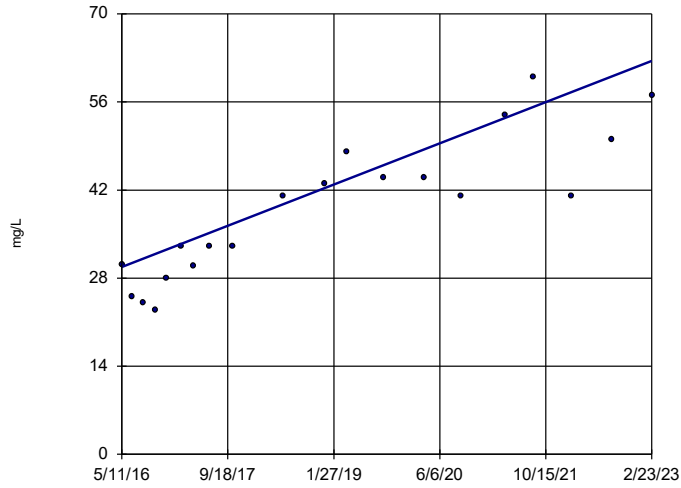
SGWC-10



n = 20
Slope = 0
units per year.
Mann-Kendall
statistic = 1
critical = 81
Trend not sig-
nificant at 99%
confidence level
($\alpha = 0.005$ per
tail).

Constituent: Sulfate, total Analysis Run 5/8/2023 1:45 PM View: Appendix III - Trend Tests
Plant Scherer Client: Southern Company Data: Scherer AP

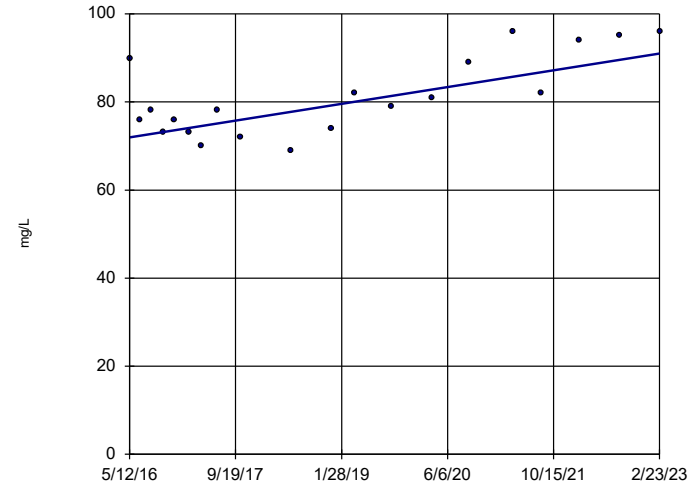
Sen's Slope Estimator
SGWC-12



n = 20
Slope = 4.824 units per year.
Mann-Kendall statistic = 135
critical = 81
Increasing trend significant at 99% confidence level ($\alpha = 0.005$ per tail).

Constituent: Sulfate, total Analysis Run 5/8/2023 1:45 PM View: Appendix III - Trend Tests
Plant Scherer Client: Southern Company Data: Scherer AP

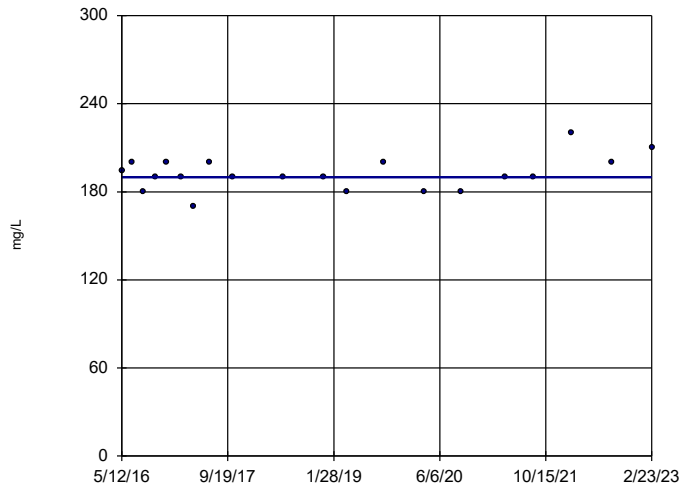
Sen's Slope Estimator
SGWC-13



n = 20
Slope = 2.796 units per year.
Mann-Kendall statistic = 85
critical = 81
Increasing trend significant at 99% confidence level ($\alpha = 0.005$ per tail).

Constituent: Sulfate, total Analysis Run 5/8/2023 1:45 PM View: Appendix III - Trend Tests
Plant Scherer Client: Southern Company Data: Scherer AP

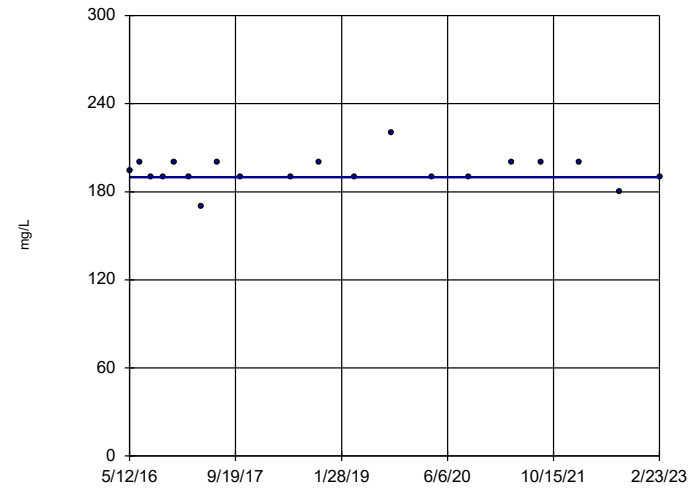
Sen's Slope Estimator
SGWC-14



n = 20
Slope = 0 units per year.
Mann-Kendall statistic = 21
critical = 81
Trend not significant at 99% confidence level ($\alpha = 0.005$ per tail).

Constituent: Sulfate, total Analysis Run 5/8/2023 1:45 PM View: Appendix III - Trend Tests
Plant Scherer Client: Southern Company Data: Scherer AP

Sen's Slope Estimator
SGWC-15

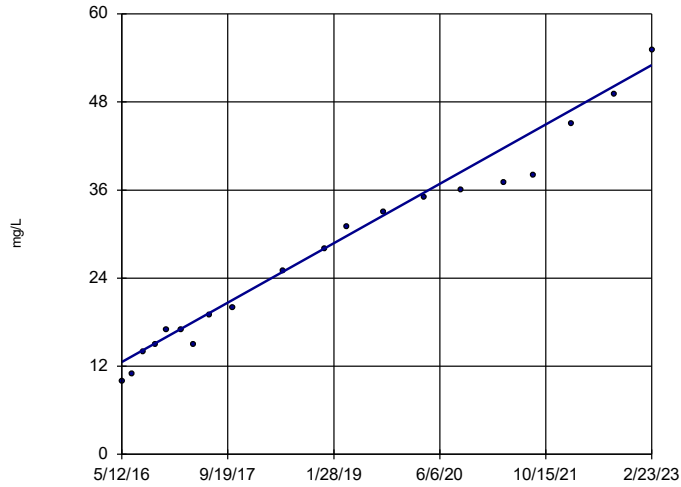


n = 20
Slope = 0 units per year.
Mann-Kendall statistic = -1
critical = -81
Trend not significant at 99% confidence level ($\alpha = 0.005$ per tail).

Constituent: Sulfate, total Analysis Run 5/8/2023 1:45 PM View: Appendix III - Trend Tests
Plant Scherer Client: Southern Company Data: Scherer AP

Sen's Slope Estimator

SGWC-16

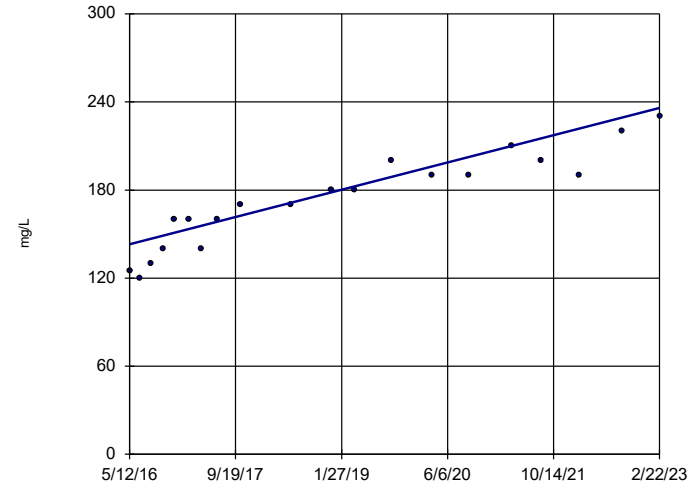


n = 20
 Slope = 5.958
 units per year.
 Mann-Kendall
 statistic = 184
 critical = 81
 Increasing trend
 significant at 99%
 confidence level
 ($\alpha = 0.005$ per
 tail).

Constituent: Sulfate, total Analysis Run 5/8/2023 1:45 PM View: Appendix III - Trend Tests
 Plant Scherer Client: Southern Company Data: Scherer AP

Sen's Slope Estimator

SGWC-17

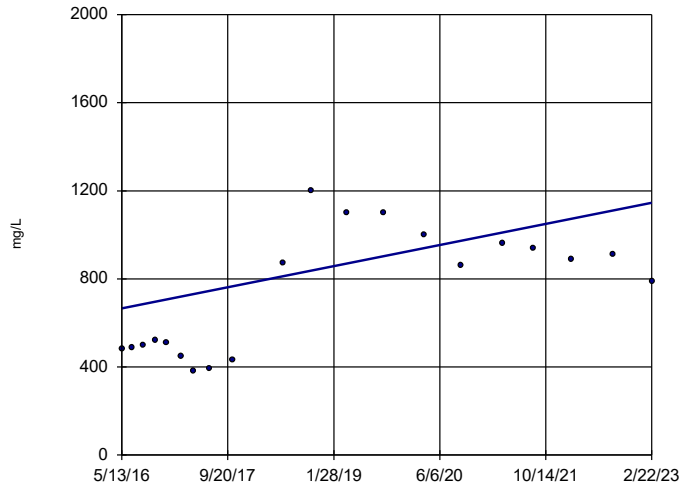


n = 20
 Slope = 13.68
 units per year.
 Mann-Kendall
 statistic = 162
 critical = 81
 Increasing trend
 significant at 99%
 confidence level
 ($\alpha = 0.005$ per
 tail).

Constituent: Sulfate, total Analysis Run 5/8/2023 1:45 PM View: Appendix III - Trend Tests
 Plant Scherer Client: Southern Company Data: Scherer AP

Sen's Slope Estimator

SGWC-18

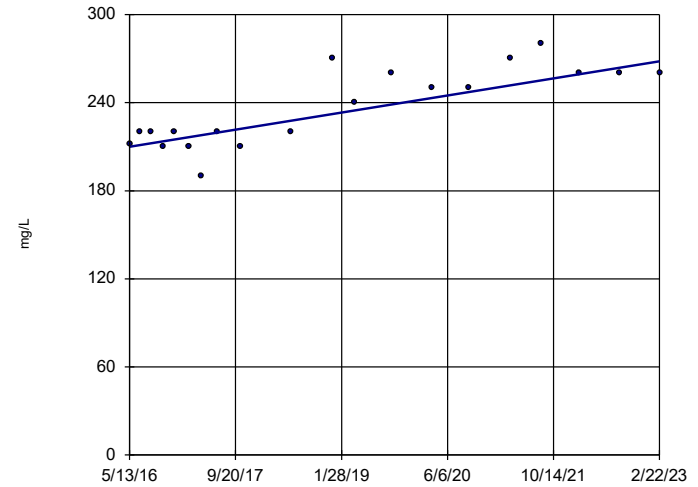


n = 20
 Slope = 70.65
 units per year.
 Mann-Kendall
 statistic = 59
 critical = 81
 Trend not sig-
 nificant at 99%
 confidence level
 ($\alpha = 0.005$ per
 tail).

Constituent: Sulfate, total Analysis Run 5/8/2023 1:45 PM View: Appendix III - Trend Tests
 Plant Scherer Client: Southern Company Data: Scherer AP

Sen's Slope Estimator

SGWC-19

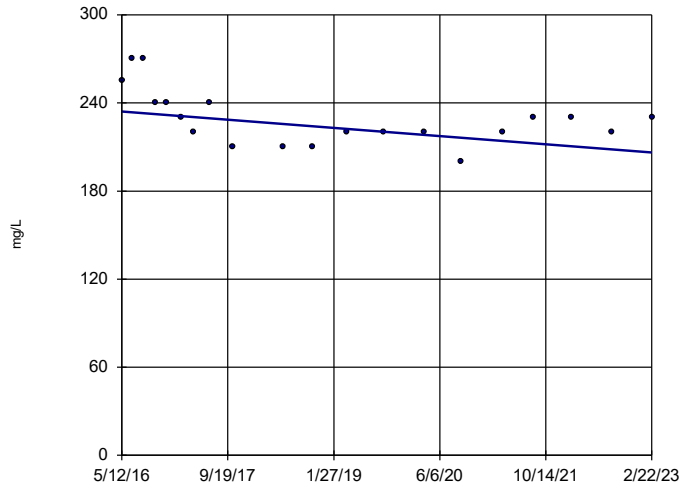


n = 20
 Slope = 8.596
 units per year.
 Mann-Kendall
 statistic = 103
 critical = 81
 Increasing trend
 significant at 99%
 confidence level
 ($\alpha = 0.005$ per
 tail).

Constituent: Sulfate, total Analysis Run 5/8/2023 1:45 PM View: Appendix III - Trend Tests
 Plant Scherer Client: Southern Company Data: Scherer AP

Sen's Slope Estimator

SGWC-20

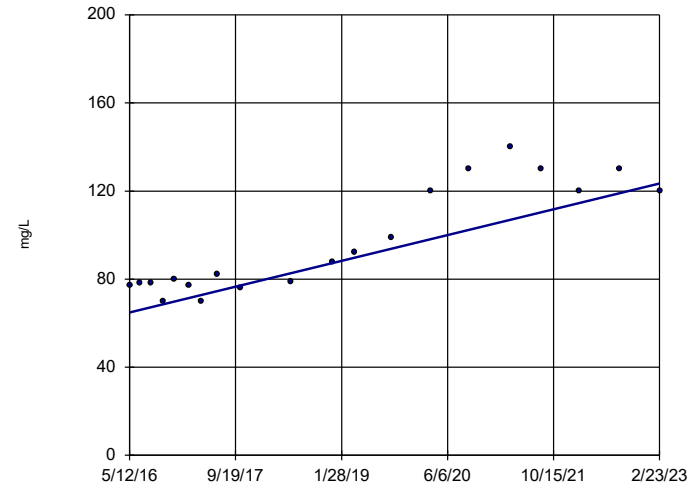


n = 20
 Slope = -4.112
 units per year.
 Mann-Kendall
 statistic = -64
 critical = -81
 Trend not sig-
 nificant at 99%
 confidence level
 ($\alpha = 0.005$ per
 tail).

Constituent: Sulfate, total Analysis Run 5/8/2023 1:45 PM View: Appendix III - Trend Tests
 Plant Scherer Client: Southern Company Data: Scherer AP

Sen's Slope Estimator

SGWC-21

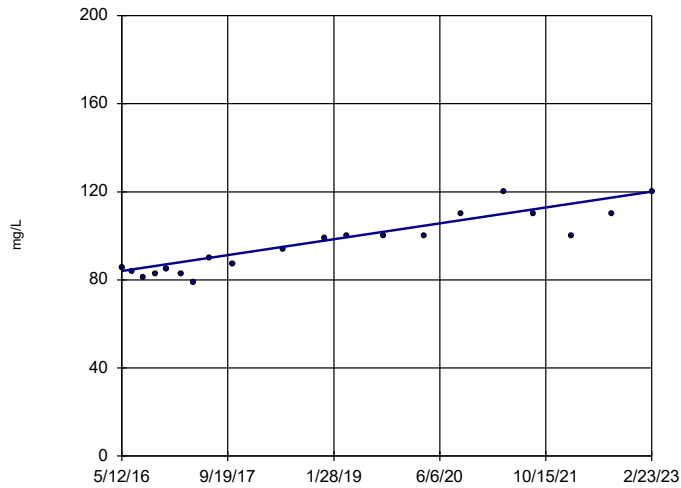


n = 20
 Slope = 8.641
 units per year.
 Mann-Kendall
 statistic = 126
 critical = 81
 Increasing trend
 significant at 99%
 confidence level
 ($\alpha = 0.005$ per
 tail).

Constituent: Sulfate, total Analysis Run 5/8/2023 1:45 PM View: Appendix III - Trend Tests
 Plant Scherer Client: Southern Company Data: Scherer AP

Sen's Slope Estimator

SGWC-22

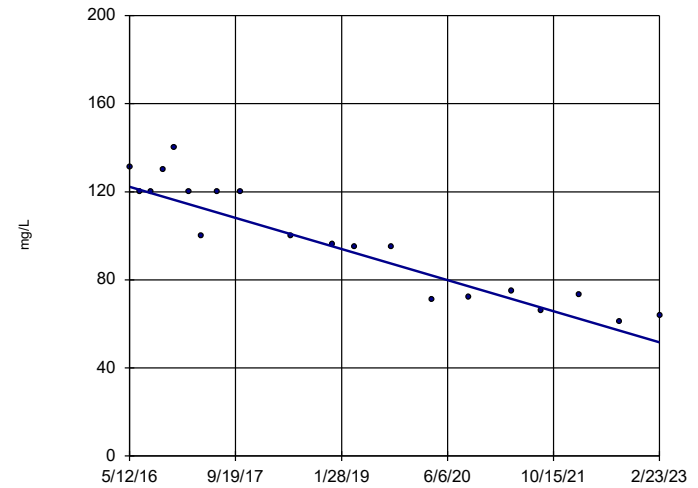


n = 20
 Slope = 5.304
 units per year.
 Mann-Kendall
 statistic = 137
 critical = 81
 Increasing trend
 significant at 99%
 confidence level
 ($\alpha = 0.005$ per
 tail).

Constituent: Sulfate, total Analysis Run 5/8/2023 1:45 PM View: Appendix III - Trend Tests
 Plant Scherer Client: Southern Company Data: Scherer AP

Sen's Slope Estimator

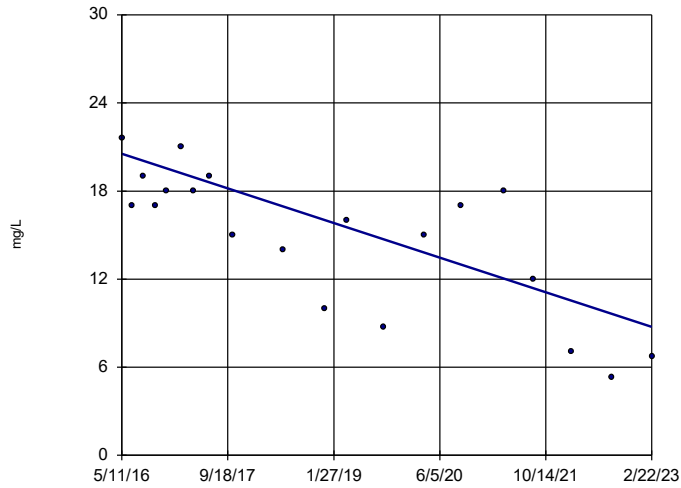
SGWC-23



n = 20
 Slope = -10.41
 units per year.
 Mann-Kendall
 statistic = -148
 critical = -81
 Decreasing trend
 significant at 99%
 confidence level
 ($\alpha = 0.005$ per
 tail).

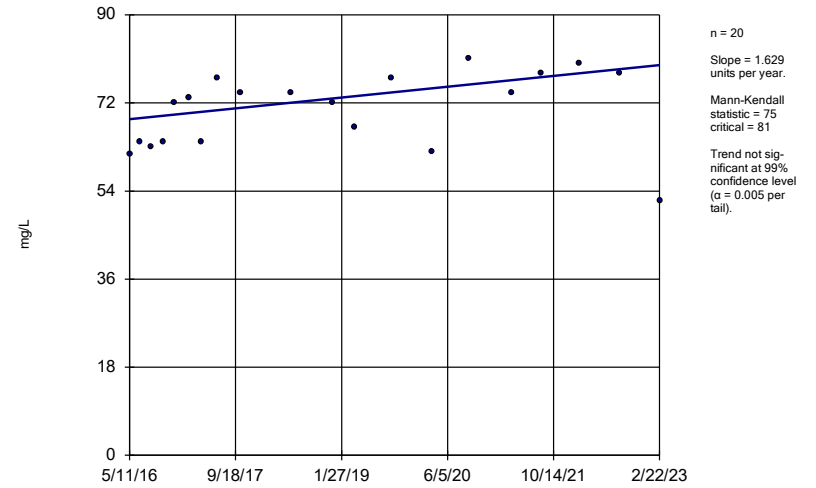
Constituent: Sulfate, total Analysis Run 5/8/2023 1:45 PM View: Appendix III - Trend Tests
 Plant Scherer Client: Southern Company Data: Scherer AP

Sen's Slope Estimator
SGWC-7



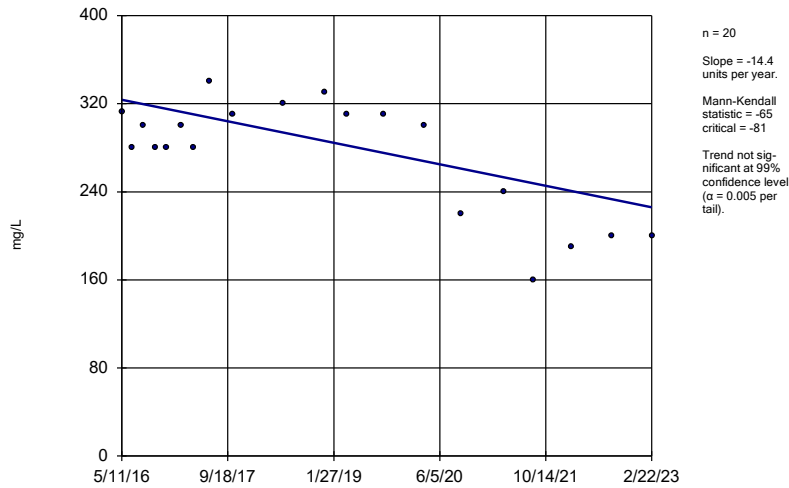
Constituent: Sulfate, total Analysis Run 5/8/2023 1:45 PM View: Appendix III - Trend Tests
Plant Scherer Client: Southern Company Data: Scherer AP

Sen's Slope Estimator
SGWC-8



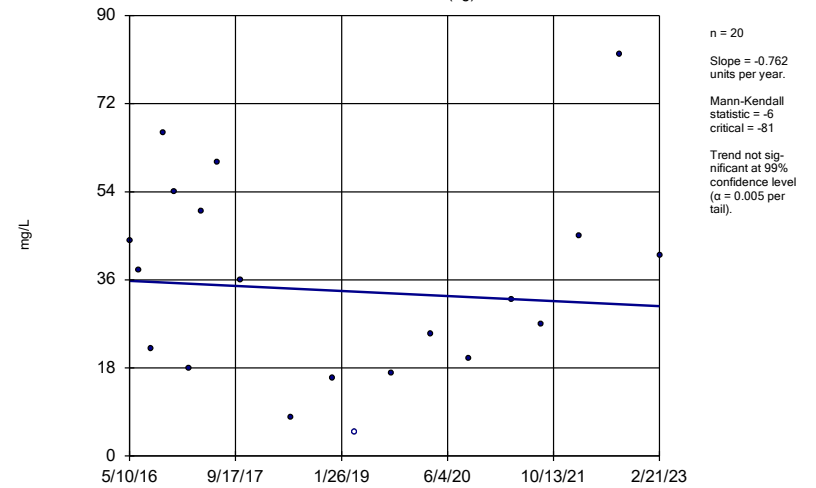
Constituent: Sulfate, total Analysis Run 5/8/2023 1:45 PM View: Appendix III - Trend Tests
Plant Scherer Client: Southern Company Data: Scherer AP

Sen's Slope Estimator
SGWC-9



Constituent: Sulfate, total Analysis Run 5/8/2023 1:45 PM View: Appendix III - Trend Tests
Plant Scherer Client: Southern Company Data: Scherer AP

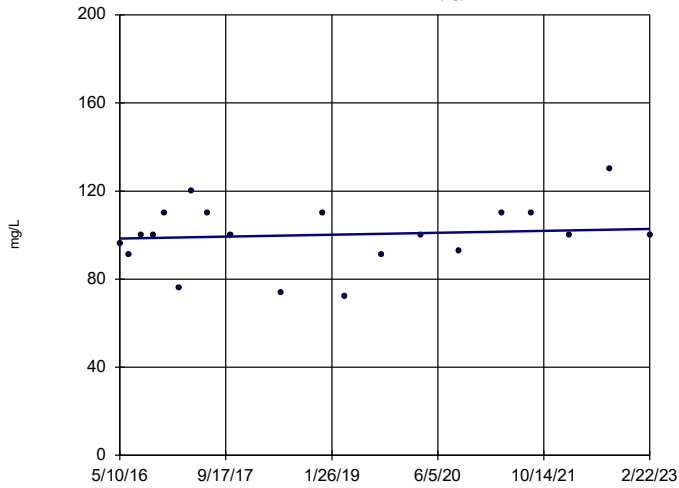
Sen's Slope Estimator
SGWA-1 (bg)



Constituent: Total Dissolved Solids [TDS] Analysis Run 5/8/2023 1:45 PM View: Appendix III - Trend Test
Plant Scherer Client: Southern Company Data: Scherer AP

Sen's Slope Estimator

SGWA-2 (bg)

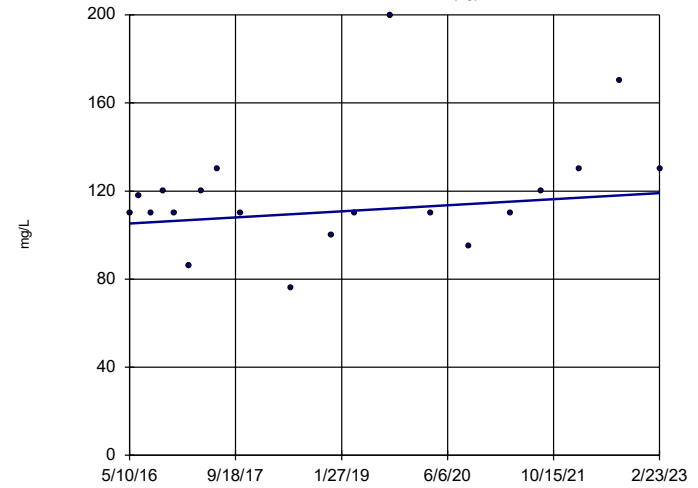


n = 20
 Slope = 0.6419
 units per year.
 Mann-Kendall
 statistic = 30
 critical = 81
 Trend not sig-
 nificant at 99%
 confidence level
 (alpha = 0.005 per
 tail).

Constituent: Total Dissolved Solids [TDS] Analysis Run 5/8/2023 1:45 PM View: Appendix III - Trend Test
 Plant Scherer Client: Southern Company Data: Scherer AP

Sen's Slope Estimator

SGWA-24 (bg)

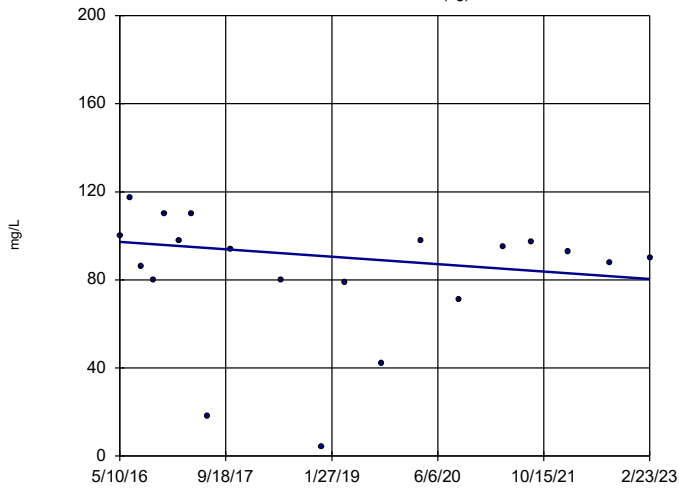


n = 20
 Slope = 2.031
 units per year.
 Mann-Kendall
 statistic = 41
 critical = 81
 Trend not sig-
 nificant at 99%
 confidence level
 (alpha = 0.005 per
 tail).

Constituent: Total Dissolved Solids [TDS] Analysis Run 5/8/2023 1:45 PM View: Appendix III - Trend Test
 Plant Scherer Client: Southern Company Data: Scherer AP

Sen's Slope Estimator

SGWA-25 (bg)

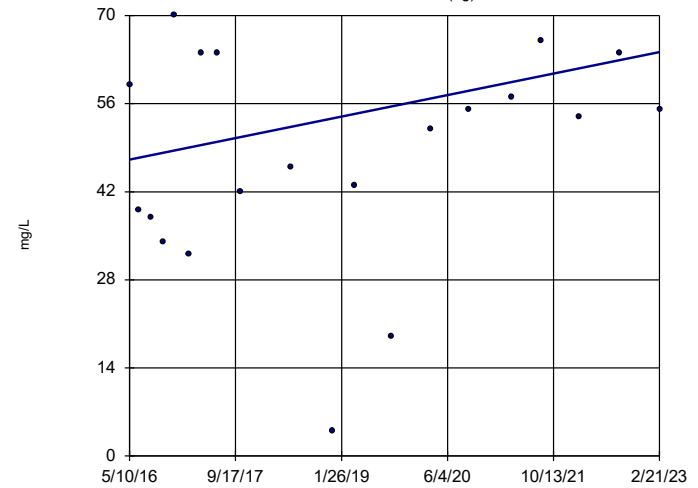


n = 20
 Slope = -2.489
 units per year.
 Mann-Kendall
 statistic = -41
 critical = -81
 Trend not sig-
 nificant at 99%
 confidence level
 (alpha = 0.005 per
 tail).

Constituent: Total Dissolved Solids [TDS] Analysis Run 5/8/2023 1:45 PM View: Appendix III - Trend Test
 Plant Scherer Client: Southern Company Data: Scherer AP

Sen's Slope Estimator

SGWA-3 (bg)

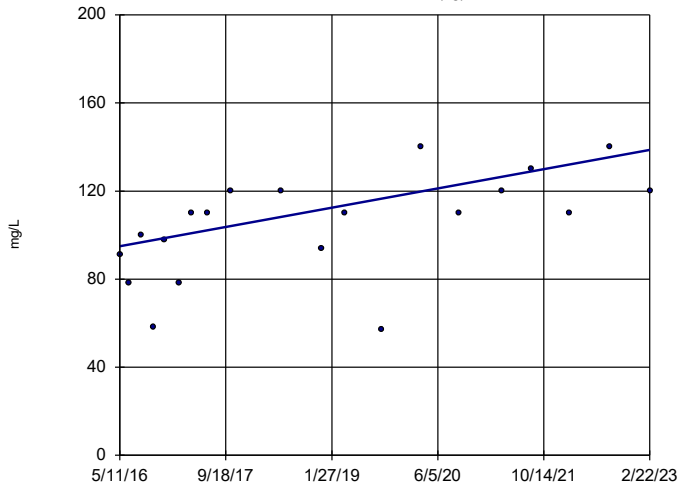


n = 20
 Slope = 2.515
 units per year.
 Mann-Kendall
 statistic = 34
 critical = 81
 Trend not sig-
 nificant at 99%
 confidence level
 (alpha = 0.005 per
 tail).

Constituent: Total Dissolved Solids [TDS] Analysis Run 5/8/2023 1:45 PM View: Appendix III - Trend Test
 Plant Scherer Client: Southern Company Data: Scherer AP

Sen's Slope Estimator

SGWA-4 (bg)

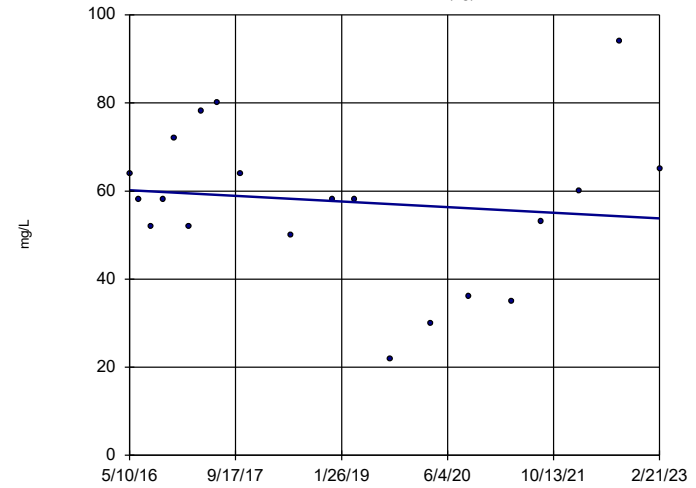


n = 20
 Slope = 6.444
 units per year.
 Mann-Kendall
 statistic = 90
 critical = 81
 Increasing trend
 significant at 99%
 confidence level
 ($\alpha = 0.005$ per
 tail).

Constituent: Total Dissolved Solids [TDS] Analysis Run 5/8/2023 1:45 PM View: Appendix III - Trend Test
 Plant Scherer Client: Southern Company Data: Scherer AP

Sen's Slope Estimator

SGWA-5 (bg)

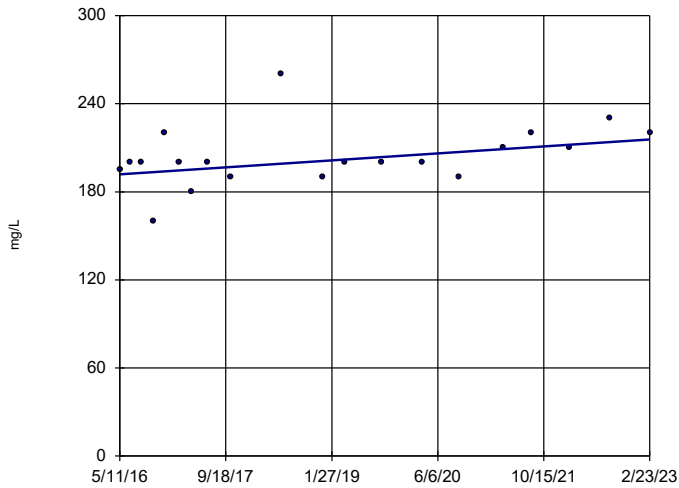


n = 20
 Slope = -0.9463
 units per year.
 Mann-Kendall
 statistic = -12
 critical = -81
 Trend not sig-
 nificant at 99%
 confidence level
 ($\alpha = 0.005$ per
 tail).

Constituent: Total Dissolved Solids [TDS] Analysis Run 5/8/2023 1:45 PM View: Appendix III - Trend Test
 Plant Scherer Client: Southern Company Data: Scherer AP

Sen's Slope Estimator

SGWC-12

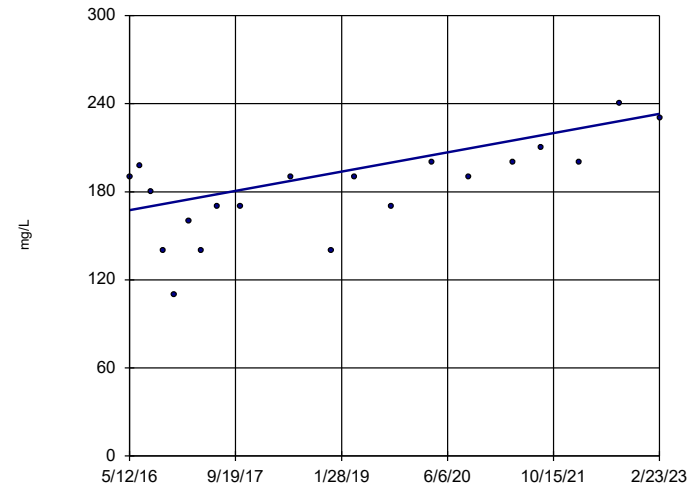


n = 20
 Slope = 3.511
 units per year.
 Mann-Kendall
 statistic = 66
 critical = 81
 Trend not sig-
 nificant at 99%
 confidence level
 ($\alpha = 0.005$ per
 tail).

Constituent: Total Dissolved Solids [TDS] Analysis Run 5/8/2023 1:45 PM View: Appendix III - Trend Test
 Plant Scherer Client: Southern Company Data: Scherer AP

Sen's Slope Estimator

SGWC-13

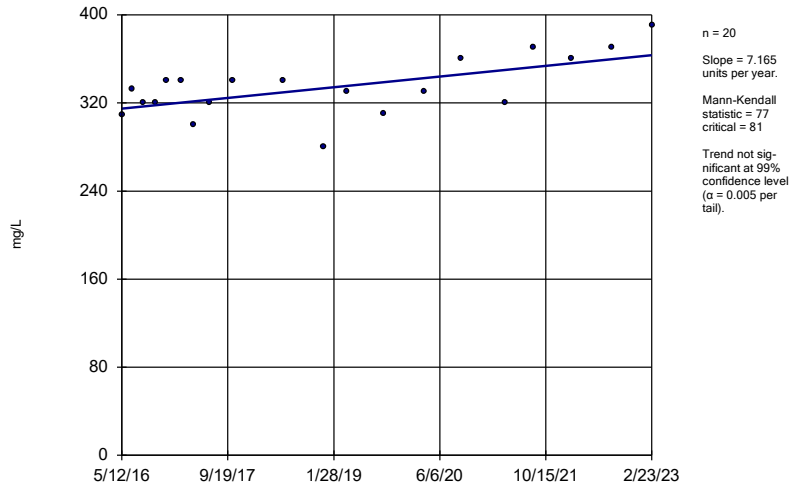


n = 20
 Slope = 9.65
 units per year.
 Mann-Kendall
 statistic = 95
 critical = 81
 Increasing trend
 significant at 99%
 confidence level
 ($\alpha = 0.005$ per
 tail).

Constituent: Total Dissolved Solids [TDS] Analysis Run 5/8/2023 1:45 PM View: Appendix III - Trend Test
 Plant Scherer Client: Southern Company Data: Scherer AP

Sen's Slope Estimator

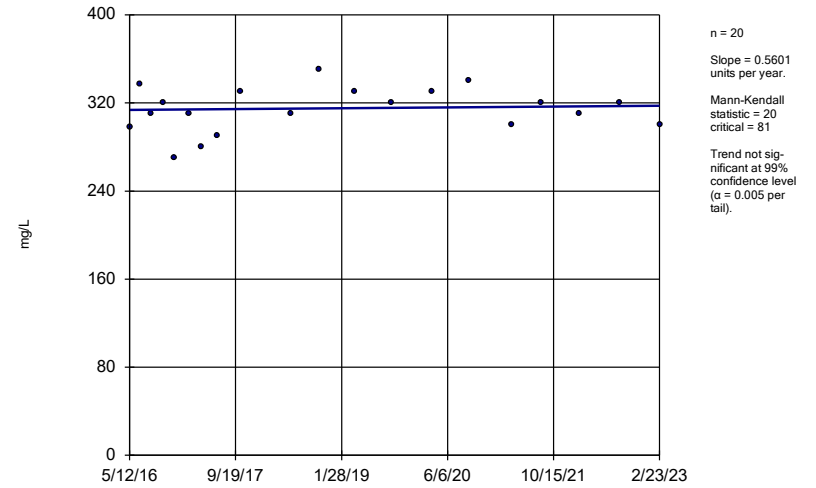
SGWC-14



Constituent: Total Dissolved Solids [TDS] Analysis Run 5/8/2023 1:45 PM View: Appendix III - Trend Test
Plant Scherer Client: Southern Company Data: Scherer AP

Sen's Slope Estimator

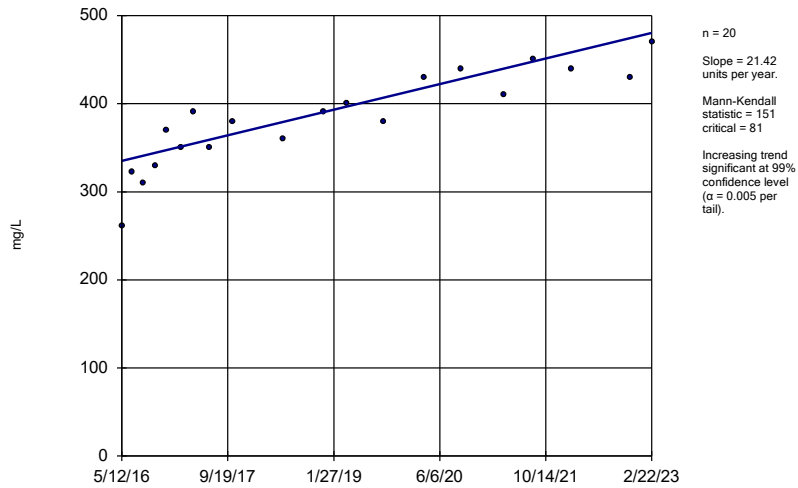
SGWC-15



Constituent: Total Dissolved Solids [TDS] Analysis Run 5/8/2023 1:45 PM View: Appendix III - Trend Test
Plant Scherer Client: Southern Company Data: Scherer AP

Sen's Slope Estimator

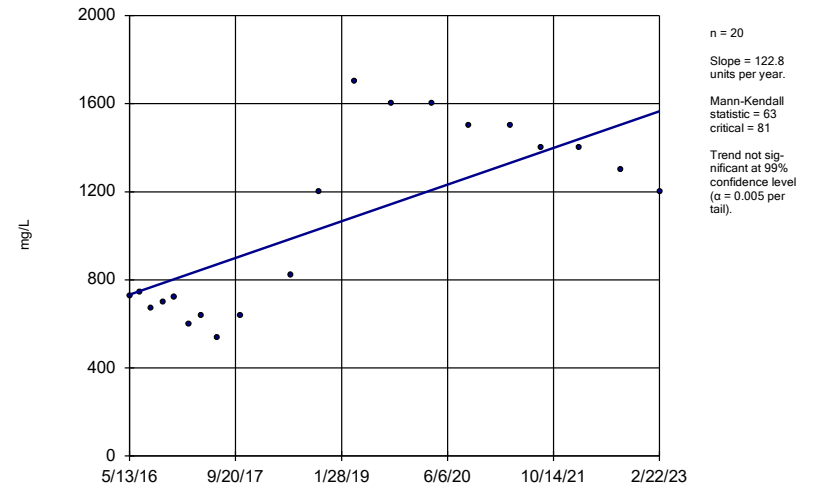
SGWC-17



Constituent: Total Dissolved Solids [TDS] Analysis Run 5/8/2023 1:45 PM View: Appendix III - Trend Test
Plant Scherer Client: Southern Company Data: Scherer AP

Sen's Slope Estimator

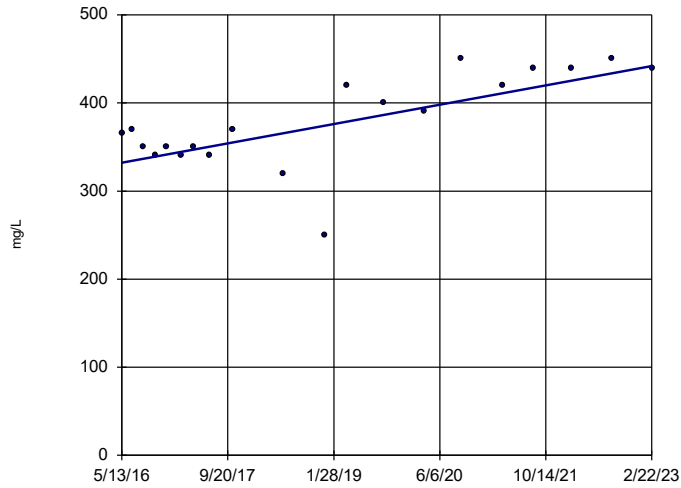
SGWC-18



Constituent: Total Dissolved Solids [TDS] Analysis Run 5/8/2023 1:45 PM View: Appendix III - Trend Test
Plant Scherer Client: Southern Company Data: Scherer AP

Sen's Slope Estimator

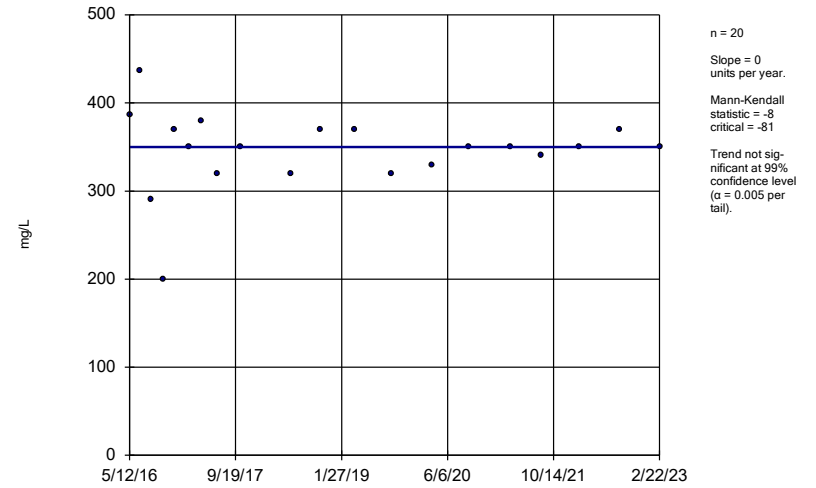
SGWC-19



Constituent: Total Dissolved Solids [TDS] Analysis Run 5/8/2023 1:45 PM View: Appendix III - Trend Test
Plant Scherer Client: Southern Company Data: Scherer AP

Sen's Slope Estimator

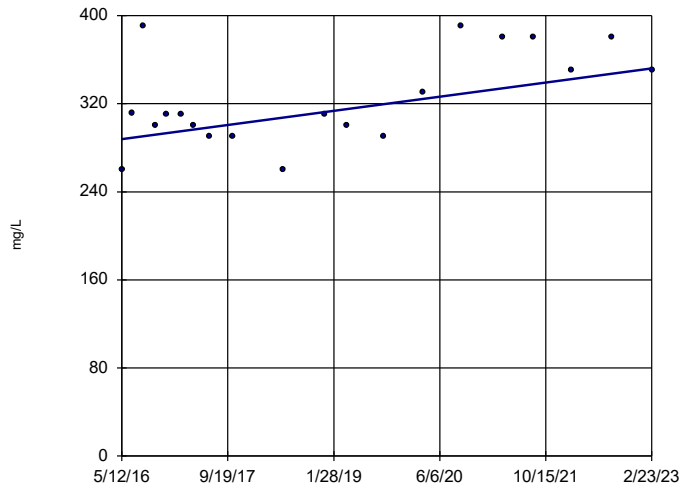
SGWC-20



Constituent: Total Dissolved Solids [TDS] Analysis Run 5/8/2023 1:45 PM View: Appendix III - Trend Test
Plant Scherer Client: Southern Company Data: Scherer AP

Sen's Slope Estimator

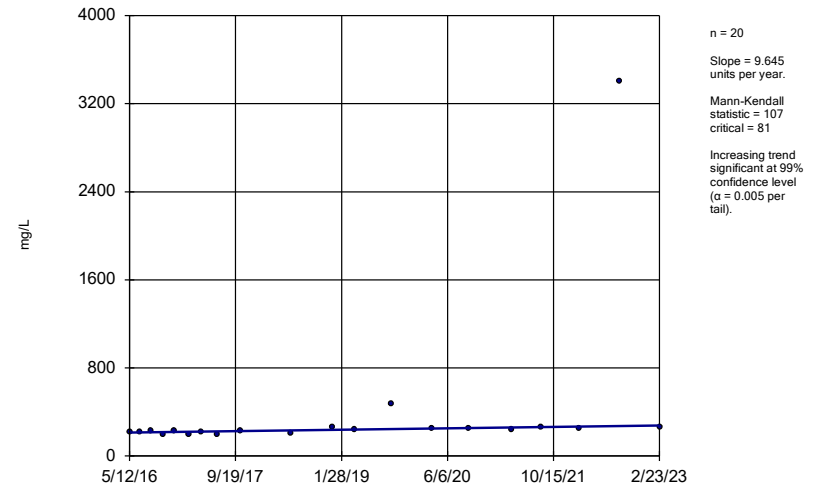
SGWC-21



Constituent: Total Dissolved Solids [TDS] Analysis Run 5/8/2023 1:45 PM View: Appendix III - Trend Test
Plant Scherer Client: Southern Company Data: Scherer AP

Sen's Slope Estimator

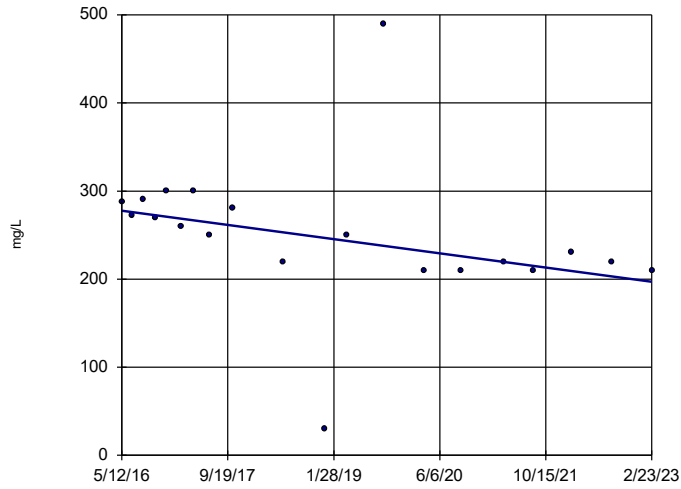
SGWC-22



Constituent: Total Dissolved Solids [TDS] Analysis Run 5/8/2023 1:45 PM View: Appendix III - Trend Test
Plant Scherer Client: Southern Company Data: Scherer AP

Sen's Slope Estimator

SGWC-23

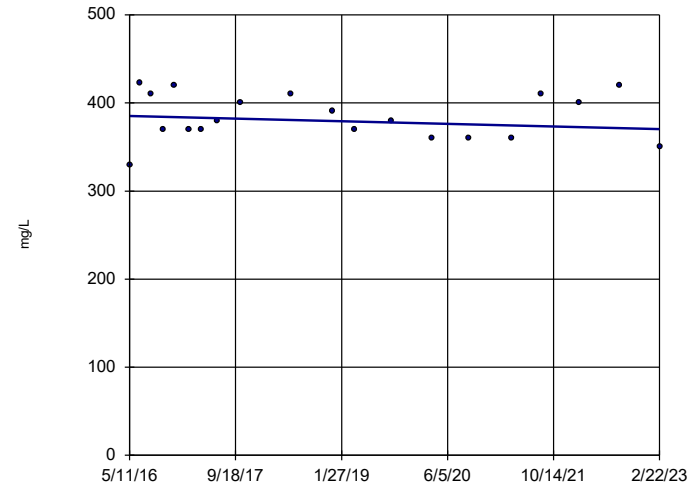


n = 20
 Slope = -11.85
 units per year.
 Mann-Kendall
 statistic = -87
 critical = -81
 Decreasing trend
 significant at 99%
 confidence level
 (α = 0.005 per
 tail).

Constituent: Total Dissolved Solids [TDS] Analysis Run 5/8/2023 1:45 PM View: Appendix III - Trend Test
 Plant Scherer Client: Southern Company Data: Scherer AP

Sen's Slope Estimator

SGWC-8

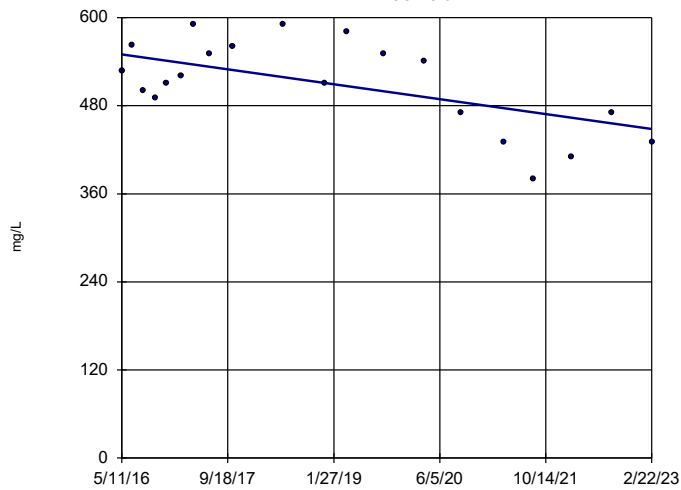


n = 20
 Slope = -2.185
 units per year.
 Mann-Kendall
 statistic = -21
 critical = -81
 Trend not sig-
 nificant at 99%
 confidence level
 (α = 0.005 per
 tail).

Constituent: Total Dissolved Solids [TDS] Analysis Run 5/8/2023 1:45 PM View: Appendix III - Trend Test
 Plant Scherer Client: Southern Company Data: Scherer AP

Sen's Slope Estimator

SGWC-9



n = 20
 Slope = -15.01
 units per year.
 Mann-Kendall
 statistic = -65
 critical = -81
 Trend not sig-
 nificant at 99%
 confidence level
 (α = 0.005 per
 tail).

Constituent: Total Dissolved Solids [TDS] Analysis Run 5/8/2023 1:45 PM View: Appendix III - Trend Test
 Plant Scherer Client: Southern Company Data: Scherer AP

FIGURE F.

Upper Tolerance Limits Summary Table

Plant Scherer Client: Southern Company Data: Scherer AP Printed 5/8/2023, 1:51 PM

Constituent	Well	Upper Lim.	Lower Lim.	Date	Observ.	Sig.Bg N	Bg Mean	Std. Dev.	%NDs	ND Adj.	Transform	Alpha	Method
Antimony (mg/L)	n/a	0.0021	n/a	n/a	n/a	n/a 126	n/a	n/a	94.44	n/a	n/a	0.00156	NP Inter(NDs)
Arsenic (mg/L)	n/a	0.0015	n/a	n/a	n/a	n/a 161	n/a	n/a	86.34	n/a	n/a	0.0002591	NP Inter(NDs)
Barium (mg/L)	n/a	0.078	n/a	n/a	n/a	n/a 161	n/a	n/a	0	n/a	n/a	0.0002591	NP Inter(normality)
Beryllium (mg/L)	n/a	0.0025	n/a	n/a	n/a	n/a 161	n/a	n/a	93.79	n/a	n/a	0.0002591	NP Inter(NDs)
Cadmium (mg/L)	n/a	0.0025	n/a	n/a	n/a	n/a 154	n/a	n/a	98.7	n/a	n/a	0.0003711	NP Inter(NDs)
Chromium (mg/L)	n/a	0.023	n/a	n/a	n/a	n/a 168	n/a	n/a	28.57	n/a	n/a	0.000181	NP Inter(normality)
Cobalt (mg/L)	n/a	0.02	n/a	n/a	n/a	n/a 161	n/a	n/a	64.6	n/a	n/a	0.0002591	NP Inter(NDs)
Combined Radium 226 + 228 (pCi/L)	n/a	1.54	n/a	n/a	n/a	n/a 161	n/a	n/a	0	n/a	n/a	0.0002591	NP Inter(normality)
Fluoride, total (mg/L)	n/a	0.16	n/a	n/a	n/a	n/a 167	n/a	n/a	55.09	n/a	n/a	0.0001905	NP Inter(NDs)
Lead (mg/L)	n/a	0.001	n/a	n/a	n/a	n/a 161	n/a	n/a	93.17	n/a	n/a	0.0002591	NP Inter(NDs)
Lithium (mg/L)	n/a	0.005	n/a	n/a	n/a	n/a 161	n/a	n/a	85.71	n/a	n/a	0.0002591	NP Inter(NDs)
Mercury (mg/L)	n/a	0.0005	n/a	n/a	n/a	n/a 163	n/a	n/a	92.02	n/a	n/a	0.0002339	NP Inter(NDs)
Molybdenum (mg/L)	n/a	0.015	n/a	n/a	n/a	n/a 154	n/a	n/a	92.21	n/a	n/a	0.0003711	NP Inter(NDs)
Selenium (mg/L)	n/a	0.005	n/a	n/a	n/a	n/a 161	n/a	n/a	91.93	n/a	n/a	0.0002591	NP Inter(NDs)
Thallium (mg/L)	n/a	0.001	n/a	n/a	n/a	n/a 161	n/a	n/a	92.55	n/a	n/a	0.0002591	NP Inter(NDs)

FIGURE G.

SCHERER ASH POND GWPS				
Constituent Name	MCL	CCR-Rule Specified	Background Limit	GWPS
Antimony, Total (mg/L)	0.006		0.0021	0.006
Arsenic, Total (mg/L)	0.01		0.0015	0.01
Barium, Total (mg/L)	2		0.078	2
Beryllium, Total (mg/L)	0.004		0.0025	0.004
Cadmium, Total (mg/L)	0.005		0.0025	0.005
Chromium, Total (mg/L)	0.1		0.023	0.1
Cobalt, Total (mg/L)		0.006	0.02	0.02
Combined Radium, Total (pCi/L)	5		1.54	5
Fluoride, Total (mg/L)	4		0.6	4
Lead, Total (mg/L)		0.015	0.001	0.015
Lithium, Total (mg/L)		0.04	0.005	0.04
Mercury, Total (mg/L)	0.002		0.0005	0.002
Molybdenum, Total (mg/L)		0.1	0.015	0.1
Selenium, Total (mg/L)	0.05		0.005	0.05
Thallium, Total (mg/L)	0.002		0.001	0.002

Grey cell indicates Background Limit is higher than MCL or CCR-Rule Specified Level

**GWPS = Groundwater Protection Standard*

**MCL = Maximum Contaminant Level*

**CCR = Coal Combustion Residuals*

FIGURE H.

Confidence Intervals - Significant Results

Plant Scherer Client: Southern Company Data: Scherer AP Printed 5/8/2023, 1:56 PM

Constituent	Well	Upper Lim.	Lower Lim.	Compliance	Sig.	N	Mean	Std. Dev.	%NDs	ND Adj.	Transform	Alpha	Method
Cobalt (mg/L)	SGWC-10	0.03043	0.02186	0.02	Yes	23	0.02614	0.008197	0	None	No	0.01	Param.
Cobalt (mg/L)	SGWC-11	0.02746	0.02097	0.02	Yes	23	0.02422	0.006208	0	None	No	0.01	Param.
Cobalt (mg/L)	SGWC-15	0.2731	0.2549	0.02	Yes	23	0.264	0.01733	0	None	No	0.01	Param.
Cobalt (mg/L)	SGWC-18	0.1487	0.1088	0.02	Yes	23	0.1288	0.03811	0	None	No	0.01	Param.
Cobalt (mg/L)	SGWC-20	0.2089	0.152	0.02	Yes	23	0.1805	0.05443	0	None	No	0.01	Param.

Confidence Intervals - All Results

Plant Scherer Client: Southern Company Data: Scherer AP Printed 5/8/2023, 1:56 PM

Constituent	Well	Upper Lim.	Lower Lim.	Compliance	Sig.	N	Mean	Std. Dev.	%NDs	ND Adj.	Transform	Alpha	Method
Antimony (mg/L)	SGWC-10	0.002	0.0014	0.006	No	17	0.001965	0.0001455	94.12	None	No	0.01	NP (NDs)
Antimony (mg/L)	SGWC-13	0.002	0.0004	0.006	No	17	0.001906	0.0003881	94.12	None	No	0.01	NP (NDs)
Antimony (mg/L)	SGWC-18	0.002	0.0012	0.006	No	16	0.00195	0.0002	93.75	None	No	0.01	NP (NDs)
Antimony (mg/L)	SGWC-19	0.0021	0.002	0.006	No	17	0.002006	0.00002425	94.12	None	No	0.01	NP (NDs)
Antimony (mg/L)	SGWC-20	0.002	0.0019	0.006	No	16	0.001994	0.000025	93.75	None	No	0.01	NP (NDs)
Antimony (mg/L)	SGWC-21	0.002	0.0019	0.006	No	17	0.001994	0.00002425	94.12	None	No	0.01	NP (NDs)
Antimony (mg/L)	SGWC-22	0.0022	0.002	0.006	No	17	0.002012	0.00004851	94.12	None	No	0.01	NP (NDs)
Antimony (mg/L)	SGWC-23	0.002	0.00098	0.006	No	17	0.00194	0.0002474	94.12	None	No	0.01	NP (NDs)
Antimony (mg/L)	SGWC-7	0.002	0.0004	0.006	No	17	0.001906	0.0003881	94.12	None	No	0.01	NP (NDs)
Arsenic (mg/L)	PZ-39S	0.0019	0.00028	0.01	No	4	0.001045	0.0006634	50	None	No	0.0625	NP (selected)
Arsenic (mg/L)	PZ-42I	0.001	0.00049	0.01	No	4	0.0008725	0.000255	75	None	No	0.0625	NP (NDs)
Arsenic (mg/L)	SGWC-10	0.001	0.00074	0.01	No	23	0.0009491	0.0001392	86.96	None	No	0.01	NP (NDs)
Arsenic (mg/L)	SGWC-11	0.00103	0.001	0.01	No	23	0.001005	0.00009448	60.87	None	No	0.01	NP (NDs)
Arsenic (mg/L)	SGWC-12	0.001	0.00091	0.01	No	23	0.000903	0.0002341	60.87	None	No	0.01	NP (NDs)
Arsenic (mg/L)	SGWC-13	0.0014	0.00088	0.01	No	23	0.0009757	0.0001563	82.61	None	No	0.01	NP (NDs)
Arsenic (mg/L)	SGWC-14	0.0012	0.0007	0.01	No	23	0.0009761	0.0001703	78.26	None	No	0.01	NP (NDs)
Arsenic (mg/L)	SGWC-15	0.00142	0.0009042	0.01	No	23	0.001293	0.0004664	17.39	Kaplan-Meier	No	0.01	Param.
Arsenic (mg/L)	SGWC-16	0.001	0.00055	0.01	No	23	0.0009313	0.0001852	86.96	None	No	0.01	NP (NDs)
Arsenic (mg/L)	SGWC-17	0.001	0.00075	0.01	No	23	0.0009207	0.0001719	73.91	None	No	0.01	NP (NDs)
Arsenic (mg/L)	SGWC-18	0.003094	0.001841	0.01	No	23	0.002467	0.001198	0	None	No	0.01	Param.
Arsenic (mg/L)	SGWC-19	0.001	0.00068	0.01	No	23	0.0009678	0.0001077	91.3	None	No	0.01	NP (NDs)
Arsenic (mg/L)	SGWC-20	0.0008289	0.0004932	0.01	No	23	0.0009313	0.0004224	39.13	Kaplan-Meier	No	0.01	Param.
Arsenic (mg/L)	SGWC-21	0.001	0.00076	0.01	No	23	0.0009896	0.00005004	95.65	Kaplan-Meier	No	0.01	NP (NDs)
Arsenic (mg/L)	SGWC-22	0.001	0.00089	0.01	No	23	0.0008665	0.0002532	73.91	None	No	0.01	NP (NDs)
Arsenic (mg/L)	SGWC-23	0.001	0.00079	0.01	No	23	0.0009739	0.00009059	91.3	None	No	0.01	NP (NDs)
Arsenic (mg/L)	SGWC-6	0.001	0.0006	0.01	No	23	0.0009348	0.0001742	86.96	None	No	0.01	NP (NDs)
Arsenic (mg/L)	SGWC-7	0.001	0.0009	0.01	No	23	0.0008991	0.0001882	73.91	None	No	0.01	NP (NDs)
Arsenic (mg/L)	SGWC-8	0.001	0.001	0.01	No	23	0.000903	0.0001991	73.91	None	No	0.01	NP (NDs)
Arsenic (mg/L)	SGWC-9	0.001	0.00079	0.01	No	23	0.0008817	0.0002101	60.87	None	No	0.01	NP (NDs)
Barium (mg/L)	PZ-17I	0.06553	0.05197	2	No	4	0.05875	0.002986	0	None	No	0.01	Param.
Barium (mg/L)	PZ-39S	0.06094	0.01106	2	No	4	0.036	0.01098	0	None	No	0.01	Param.
Barium (mg/L)	PZ-40I	0.1083	0.004234	2	No	4	0.05625	0.02291	0	None	No	0.01	Param.
Barium (mg/L)	PZ-41S	0.059	0.025	2	No	4	0.034	0.01667	0	None	No	0.0625	NP (normality)
Barium (mg/L)	PZ-42I	0.1	0.052	2	No	4	0.065	0.02341	0	None	No	0.0625	NP (normality)
Barium (mg/L)	PZ-43S	0.1385	0.03697	2	No	4	0.08775	0.02237	0	None	No	0.01	Param.
Barium (mg/L)	PZ-44I	0.014	0.0078	2	No	4	0.009425	0.003051	0	None	No	0.0625	NP (normality)
Barium (mg/L)	SGWC-10	0.03245	0.02796	2	No	23	0.0302	0.004285	0	None	No	0.01	Param.
Barium (mg/L)	SGWC-11	0.04296	0.03872	2	No	23	0.04084	0.004048	0	None	No	0.01	Param.
Barium (mg/L)	SGWC-12	0.057	0.036	2	No	23	0.04676	0.01028	0	None	No	0.01	NP (normality)
Barium (mg/L)	SGWC-13	0.03477	0.02841	2	No	23	0.03159	0.006077	0	None	No	0.01	Param.
Barium (mg/L)	SGWC-14	0.05779	0.04958	2	No	23	0.05369	0.00785	0	None	No	0.01	Param.
Barium (mg/L)	SGWC-15	0.03722	0.03074	2	No	23	0.03398	0.006195	0	None	No	0.01	Param.
Barium (mg/L)	SGWC-16	0.0278	0.02123	2	No	23	0.02451	0.006276	0	None	No	0.01	Param.
Barium (mg/L)	SGWC-17	0.02355	0.01956	2	No	23	0.02156	0.003814	0	None	No	0.01	Param.
Barium (mg/L)	SGWC-18	0.02256	0.01501	2	No	23	0.01927	0.007602	0	None	sqrt(x)	0.01	Param.
Barium (mg/L)	SGWC-19	0.03944	0.0318	2	No	23	0.03562	0.007302	0	None	No	0.01	Param.
Barium (mg/L)	SGWC-20	0.03257	0.02432	2	No	23	0.02844	0.007882	0	None	No	0.01	Param.
Barium (mg/L)	SGWC-21	0.1056	0.09344	2	No	23	0.1	0.01233	0	None	ln(x)	0.01	Param.
Barium (mg/L)	SGWC-22	0.0894	0.07965	2	No	23	0.08453	0.009314	0	None	No	0.01	Param.
Barium (mg/L)	SGWC-23	0.08164	0.06737	2	No	23	0.0745	0.01364	0	None	No	0.01	Param.
Barium (mg/L)	SGWC-6	0.1129	0.07299	2	No	23	0.09297	0.0382	0	None	No	0.01	Param.
Barium (mg/L)	SGWC-7	0.2902	0.247	2	No	23	0.2686	0.04127	0	None	No	0.01	Param.
Barium (mg/L)	SGWC-8	0.1894	0.1667	2	No	23	0.1785	0.02227	0	None	sqrt(x)	0.01	Param.
Barium (mg/L)	SGWC-9	0.06506	0.05354	2	No	23	0.0593	0.01101	0	None	No	0.01	Param.
Beryllium (mg/L)	SGWC-10	0.0025	0.00026	0.004	No	23	0.002403	0.0004671	95.65	None	No	0.01	NP (NDs)

Confidence Intervals - All Results

Plant Scherer Client: Southern Company Data: Scherer AP Printed 5/8/2023, 1:56 PM

Constituent	Well	Upper Lim.	Lower Lim.	Compliance	Sig.	N	Mean	Std. Dev.	%NDs	ND Adj.	Transform	Alpha	Method
Beryllium (mg/L)	SGWC-14	0.0025	0.00053	0.004	No	23	0.002314	0.0006171	91.3	None	No	0.01	NP (NDs)
Beryllium (mg/L)	SGWC-15	0.00046	0.00037	0.004	No	23	0.0005178	0.0002966	13.04	None	No	0.01	NP (normality)
Beryllium (mg/L)	SGWC-17	0.0025	0.00028	0.004	No	23	0.002403	0.0004629	95.65	None	No	0.01	NP (NDs)
Beryllium (mg/L)	SGWC-18	0.0025	0.00035	0.004	No	23	0.001468	0.001103	52.17	None	No	0.01	NP (NDs)
Beryllium (mg/L)	SGWC-19	0.0025	0.0002	0.004	No	23	0.001996	0.0009776	78.26	None	No	0.01	NP (NDs)
Beryllium (mg/L)	SGWC-20	0.0007974	0.000648	0.004	No	23	0.0007227	0.0001428	0	None	No	0.01	Param.
Beryllium (mg/L)	SGWC-22	0.0025	0.00033	0.004	No	23	0.002406	0.0004525	95.65	None	No	0.01	NP (NDs)
Beryllium (mg/L)	SGWC-6	0.0025	0.0002	0.004	No	23	0.0024	0.0004796	95.65	None	No	0.01	NP (NDs)
Beryllium (mg/L)	SGWC-8	0.0025	0.0003	0.004	No	23	0.002304	0.0006499	91.3	None	No	0.01	NP (NDs)
Cadmium (mg/L)	SGWC-11	0.0025	0.00022	0.005	No	22	0.002396	0.0004861	95.45	None	No	0.01	NP (NDs)
Cadmium (mg/L)	SGWC-14	0.0025	0.00057	0.005	No	22	0.002305	0.0006353	90.91	None	No	0.01	NP (NDs)
Cadmium (mg/L)	SGWC-15	0.0025	0.00027	0.005	No	22	0.001102	0.001082	36.36	None	No	0.01	NP (normality)
Cadmium (mg/L)	SGWC-18	0.0025	0.00035	0.005	No	22	0.001884	0.001031	72.73	None	No	0.01	NP (NDs)
Cadmium (mg/L)	SGWC-19	0.0025	0.00036	0.005	No	22	0.002403	0.0004562	95.45	None	No	0.01	NP (NDs)
Cadmium (mg/L)	SGWC-20	0.0025	0.000108	0.005	No	22	0.002282	0.000705	90.91	None	No	0.01	NP (NDs)
Cadmium (mg/L)	SGWC-21	0.0025	0.00039	0.005	No	22	0.002404	0.0004499	95.45	None	No	0.01	NP (NDs)
Cadmium (mg/L)	SGWC-6	0.0025	0.00022	0.005	No	22	0.002396	0.0004861	95.45	None	No	0.01	NP (NDs)
Cadmium (mg/L)	SGWC-8	0.0025	0.00031	0.005	No	22	0.0024	0.0004669	95.45	None	No	0.01	NP (NDs)
Chromium (mg/L)	PZ-17I	0.00545	0.00275	0.1	No	4	0.0041	0.0005944	0	None	No	0.01	Param.
Chromium (mg/L)	PZ-39S	0.03	0.0027	0.1	No	4	0.01868	0.01281	0	None	No	0.0625	NP (selected)
Chromium (mg/L)	PZ-41S	0.007952	0.001698	0.1	No	4	0.004825	0.00159	25	Kaplan-Meier	No	0.01	Param.
Chromium (mg/L)	PZ-42I	0.003	0.002	0.1	No	4	0.00225	0.0005	75	None	No	0.0625	NP (NDs)
Chromium (mg/L)	PZ-43S	0.002	0.002	0.1	No	4	0.002	4.7e-11	75	Kaplan-Meier	No	0.0625	NP (NDs)
Chromium (mg/L)	PZ-44I	0.0046	0.002	0.1	No	4	0.00265	0.0013	75	Kaplan-Meier	No	0.0625	NP (NDs)
Chromium (mg/L)	SGWC-12	0.0023	0.002	0.1	No	23	0.002013	0.00006255	95.65	None	No	0.01	NP (NDs)
Chromium (mg/L)	SGWC-13	0.002	0.0017	0.1	No	23	0.001987	0.00006255	95.65	None	No	0.01	NP (NDs)
Chromium (mg/L)	SGWC-14	0.0026	0.0019	0.1	No	23	0.002083	0.00105	69.57	None	No	0.01	NP (NDs)
Chromium (mg/L)	SGWC-15	0.03461	0.03221	0.1	No	23	0.03341	0.002288	0	None	No	0.01	Param.
Chromium (mg/L)	SGWC-16	0.01173	0.00999	0.1	No	23	0.01086	0.001667	0	None	No	0.01	Param.
Chromium (mg/L)	SGWC-17	0.007387	0.004739	0.1	No	23	0.006063	0.002531	0	None	No	0.01	Param.
Chromium (mg/L)	SGWC-18	0.01006	0.007644	0.1	No	23	0.009083	0.002722	0	None	ln(x)	0.01	Param.
Chromium (mg/L)	SGWC-19	0.01557	0.01419	0.1	No	23	0.01488	0.001323	0	None	No	0.01	Param.
Chromium (mg/L)	SGWC-20	0.0022	0.0009	0.1	No	23	0.001961	0.000235	91.3	None	No	0.01	NP (NDs)
Chromium (mg/L)	SGWC-21	0.002	0.002	0.1	No	23	0.001917	0.0002229	73.91	None	No	0.01	NP (NDs)
Chromium (mg/L)	SGWC-22	0.0022	0.0015	0.1	No	23	0.001878	0.0004033	65.22	None	No	0.01	NP (NDs)
Chromium (mg/L)	SGWC-23	0.0017	0.001317	0.1	No	23	0.001796	0.0003496	39.13	Kaplan-Meier	No	0.01	Param.
Chromium (mg/L)	SGWC-7	0.0026	0.002	0.1	No	23	0.002026	0.0001251	95.65	None	No	0.01	NP (NDs)
Chromium (mg/L)	SGWC-8	0.0021	0.0016	0.1	No	22	0.001886	0.0004291	59.09	None	No	0.01	NP (NDs)
Cobalt (mg/L)	PZ-13S	0.006738	0.005095	0.02	No	6	0.005917	0.0005981	0	None	No	0.01	Param.
Cobalt (mg/L)	PZ-14S	0.0004952	0.000173	0.02	No	5	0.000746	0.0009853	20	Kaplan-Meier	ln(x)	0.01	Param.
Cobalt (mg/L)	PZ-39S	0.0025	0.00028	0.02	No	6	0.001432	0.001173	50	None	No	0.0155	NP (normality)
Cobalt (mg/L)	PZ-40I	0.0076	0.0014	0.02	No	4	0.0036	0.002741	0	None	No	0.0625	NP (selected)
Cobalt (mg/L)	PZ-41S	0.005514	0.000317	0.02	No	6	0.002338	0.003376	0	None	ln(x)	0.01	Param.
Cobalt (mg/L)	PZ-42I	0.0064	0.00061	0.02	No	4	0.002677	0.002604	25	None	No	0.0625	NP (selected)
Cobalt (mg/L)	PZ-43S	0.0086	0.00025	0.02	No	6	0.002887	0.002957	50	None	No	0.0155	NP (selected)
Cobalt (mg/L)	PZ-44I	0.002764	0.001236	0.02	No	4	0.002	0.0003367	0	None	No	0.01	Param.
Cobalt (mg/L)	SGWC-10	0.03043	0.02186	0.02	Yes	23	0.02614	0.008197	0	None	No	0.01	Param.
Cobalt (mg/L)	SGWC-11	0.02746	0.02097	0.02	Yes	23	0.02422	0.006208	0	None	No	0.01	Param.
Cobalt (mg/L)	SGWC-12	0.003696	0.002232	0.02	No	23	0.002964	0.0014	0	None	No	0.01	Param.
Cobalt (mg/L)	SGWC-13	0.005973	0.002727	0.02	No	23	0.004909	0.003711	0	None	x^(1/3)	0.01	Param.
Cobalt (mg/L)	SGWC-14	0.01088	0.006802	0.02	No	23	0.008841	0.0039	0	None	No	0.01	Param.
Cobalt (mg/L)	SGWC-15	0.2731	0.2549	0.02	Yes	23	0.264	0.01733	0	None	No	0.01	Param.
Cobalt (mg/L)	SGWC-16	0.004498	0.003644	0.02	No	23	0.004071	0.0008159	0	None	No	0.01	Param.
Cobalt (mg/L)	SGWC-17	0.00078	0.00041	0.02	No	23	0.0008489	0.0007859	17.39	None	No	0.01	NP (normality)
Cobalt (mg/L)	SGWC-18	0.1487	0.1088	0.02	Yes	23	0.1288	0.03811	0	None	No	0.01	Param.

Confidence Intervals - All Results

Plant Scherer Client: Southern Company Data: Scherer AP Printed 5/8/2023, 1:56 PM

Constituent	Well	Upper Lim.	Lower Lim.	Compliance	Sig.	N	Mean	Std. Dev.	%NDs	ND Adj.	Transform	Alpha	Method
Cobalt (mg/L)	SGWC-19	0.0025	0.00045	0.02	No	23	0.001505	0.001082	52.17	None	No	0.01	NP (NDs)
Cobalt (mg/L)	SGWC-20	0.2089	0.152	0.02	Yes	23	0.1805	0.05443	0	None	No	0.01	Param.
Cobalt (mg/L)	SGWC-21	0.0025	0.00016	0.02	No	23	0.001683	0.001144	65.22	None	No	0.01	NP (NDs)
Cobalt (mg/L)	SGWC-22	0.003198	0.001704	0.02	No	23	0.002451	0.001428	0	None	No	0.01	Param.
Cobalt (mg/L)	SGWC-23	0.0025	0.00013	0.02	No	23	0.002397	0.0004942	95.65	None	No	0.01	NP (NDs)
Cobalt (mg/L)	SGWC-6	0.0025	0.0012	0.02	No	23	0.001967	0.001158	39.13	None	No	0.01	NP (normality)
Cobalt (mg/L)	SGWC-7	0.009732	0.004573	0.02	No	23	0.007152	0.004932	0	None	No	0.01	Param.
Cobalt (mg/L)	SGWC-8	0.0025	0.00075	0.02	No	23	0.001887	0.0009849	65.22	None	No	0.01	NP (NDs)
Cobalt (mg/L)	SGWC-9	0.01121	0.005095	0.02	No	23	0.008155	0.00585	0	None	No	0.01	Param.
Combined Radium 226 + 228 (pCi/L)	PZ-14S	0.432	0.0627	5	No	4	0.2677	0.1836	0	None	No	0.0625	NP (selected)
Combined Radium 226 + 228 (pCi/L)	PZ-17I	0.882	0.125	5	No	4	0.393	0.3351	0	None	No	0.0625	NP (selected)
Combined Radium 226 + 228 (pCi/L)	PZ-39S	0.565	0.0623	5	No	4	0.2726	0.2261	0	None	No	0.0625	NP (selected)
Combined Radium 226 + 228 (pCi/L)	PZ-40I	1.59	0.366	5	No	4	0.914	0.5172	0	None	No	0.0625	NP (selected)
Combined Radium 226 + 228 (pCi/L)	PZ-41S	0.698	0.168	5	No	5	0.3534	0.2225	0	None	No	0.031	NP (selected)
Combined Radium 226 + 228 (pCi/L)	PZ-42I	0.651	0.188	5	No	4	0.3785	0.2016	0	None	No	0.0625	NP (selected)
Combined Radium 226 + 228 (pCi/L)	PZ-43S	1.64	0.241	5	No	4	0.7238	0.6284	0	None	No	0.0625	NP (selected)
Combined Radium 226 + 228 (pCi/L)	PZ-44I	0.551	-0.0607	5	No	4	0.2064	0.26	0	None	No	0.0625	NP (selected)
Combined Radium 226 + 228 (pCi/L)	SGWC-10	0.452	0.102	5	No	23	0.2979	0.3421	0	None	No	0.01	NP (normality)
Combined Radium 226 + 228 (pCi/L)	SGWC-11	0.472	0.1523	5	No	23	0.3122	0.3057	0	None	No	0.01	Param.
Combined Radium 226 + 228 (pCi/L)	SGWC-12	0.4409	0.1786	5	No	23	0.3097	0.2508	0	None	No	0.01	Param.
Combined Radium 226 + 228 (pCi/L)	SGWC-13	0.4498	0.1987	5	No	23	0.3242	0.2401	0	None	No	0.01	Param.
Combined Radium 226 + 228 (pCi/L)	SGWC-14	0.3312	0.06715	5	No	23	0.1992	0.2524	0	None	No	0.01	Param.
Combined Radium 226 + 228 (pCi/L)	SGWC-15	0.4551	0.2493	5	No	23	0.3522	0.1968	0	None	No	0.01	Param.
Combined Radium 226 + 228 (pCi/L)	SGWC-16	0.3451	0.116	5	No	23	0.2305	0.219	0	None	No	0.01	Param.
Combined Radium 226 + 228 (pCi/L)	SGWC-17	0.3978	0.1775	5	No	23	0.2877	0.2107	0	None	No	0.01	Param.
Combined Radium 226 + 228 (pCi/L)	SGWC-18	0.435	0.17	5	No	23	0.3654	0.3384	0	None	No	0.01	NP (normality)
Combined Radium 226 + 228 (pCi/L)	SGWC-19	0.396	0.11	5	No	23	0.2861	0.3334	0	None	No	0.01	NP (normality)
Combined Radium 226 + 228 (pCi/L)	SGWC-20	0.5647	0.278	5	No	23	0.4213	0.2741	0	None	No	0.01	Param.
Combined Radium 226 + 228 (pCi/L)	SGWC-21	0.565	0.218	5	No	23	0.4492	0.3498	0	None	No	0.01	NP (normality)
Combined Radium 226 + 228 (pCi/L)	SGWC-22	0.459	0.1494	5	No	23	0.357	0.3985	0	None	sqrt(x)	0.01	Param.
Combined Radium 226 + 228 (pCi/L)	SGWC-23	0.6145	0.3624	5	No	23	0.4884	0.241	0	None	No	0.01	Param.
Combined Radium 226 + 228 (pCi/L)	SGWC-6	0.3648	0.1352	5	No	23	0.25	0.2195	0	None	No	0.01	Param.
Combined Radium 226 + 228 (pCi/L)	SGWC-7	0.5164	0.2759	5	No	23	0.3961	0.2299	0	None	No	0.01	Param.
Combined Radium 226 + 228 (pCi/L)	SGWC-8	2.5	1.966	5	No	23	2.233	0.5102	0	None	No	0.01	Param.
Combined Radium 226 + 228 (pCi/L)	SGWC-9	0.3662	0.1455	5	No	23	0.2558	0.211	0	None	No	0.01	Param.
Fluoride, total (mg/L)	PZ-17I	0.06532	0.02147	4	No	4	0.08075	0.08004	25	Kaplan-Meier	sqrt(x)	0.01	Param.
Fluoride, total (mg/L)	PZ-39S	0.1049	0.02309	4	No	4	0.073	0.02547	25	Kaplan-Meier	No	0.01	Param.
Fluoride, total (mg/L)	PZ-40I	0.05399	0.02901	4	No	4	0.07075	0.03407	50	Kaplan-Meier	No	0.01	Param.
Fluoride, total (mg/L)	PZ-41S	0.07588	0.01912	4	No	4	0.07375	0.03198	50	Kaplan-Meier	No	0.01	Param.
Fluoride, total (mg/L)	PZ-42I	0.1167	0.002259	4	No	4	0.0595	0.02521	0	None	No	0.01	Param.
Fluoride, total (mg/L)	PZ-43S	0.05166	0.02394	4	No	4	0.07675	0.08237	25	Kaplan-Meier	ln(x)	0.01	Param.
Fluoride, total (mg/L)	PZ-44I	0.1	0.031	4	No	4	0.06625	0.03899	50	None	No	0.0625	NP (normality)
Fluoride, total (mg/L)	SGWC-10	0.1	0.047	4	No	24	0.08633	0.02764	79.17	None	No	0.01	NP (NDs)
Fluoride, total (mg/L)	SGWC-11	0.1	0.08	4	No	24	0.09033	0.02099	79.17	None	No	0.01	NP (NDs)
Fluoride, total (mg/L)	SGWC-12	0.09457	0.06335	4	No	24	0.104	0.05334	16.67	Kaplan-Meier	sqrt(x)	0.01	Param.
Fluoride, total (mg/L)	SGWC-13	0.1	0.053	4	No	24	0.08404	0.03044	62.5	Kaplan-Meier	No	0.01	NP (NDs)
Fluoride, total (mg/L)	SGWC-14	0.1	0.04	4	No	24	0.07913	0.03106	66.67	Kaplan-Meier	No	0.01	NP (NDs)
Fluoride, total (mg/L)	SGWC-15	0.14	0.11	4	No	24	0.1375	0.05232	0	None	No	0.01	NP (normality)
Fluoride, total (mg/L)	SGWC-16	0.1	0.058	4	No	24	0.08358	0.02911	70.83	None	No	0.01	NP (NDs)
Fluoride, total (mg/L)	SGWC-17	0.2	0.051	4	No	24	0.1149	0.07228	37.5	None	No	0.01	NP (normality)
Fluoride, total (mg/L)	SGWC-18	0.1	0.091	4	No	24	0.09118	0.03024	58.33	None	No	0.01	NP (NDs)
Fluoride, total (mg/L)	SGWC-19	0.1	0.057	4	No	24	0.09319	0.03034	79.17	None	No	0.01	NP (NDs)
Fluoride, total (mg/L)	SGWC-20	0.2455	0.1781	4	No	24	0.2154	0.07178	0	None	sqrt(x)	0.01	Param.
Fluoride, total (mg/L)	SGWC-21	0.09401	0.07035	4	No	24	0.1201	0.05687	29.17	Kaplan-Meier	ln(x)	0.01	Param.
Fluoride, total (mg/L)	SGWC-22	0.1	0.075	4	No	24	0.086	0.02613	70.83	None	No	0.01	NP (NDs)

Confidence Intervals - All Results

Plant Scherer Client: Southern Company Data: Scherer AP Printed 5/8/2023, 1:56 PM

Constituent	Well	Upper Lim.	Lower Lim.	Compliance	Sig.	N	Mean	Std. Dev.	%NDs	ND Adj.	Transform	Alpha	Method
Fluoride, total (mg/L)	SGWC-23	0.2	0.046	4	No	24	0.1135	0.07082	37.5	None	No	0.01	NP (normality)
Fluoride, total (mg/L)	SGWC-6	0.1404	0.1037	4	No	24	0.1239	0.03823	12.5	None	sqrt(x)	0.01	Param.
Fluoride, total (mg/L)	SGWC-7	0.2293	0.1803	4	No	24	0.2048	0.04808	0	None	No	0.01	Param.
Fluoride, total (mg/L)	SGWC-8	0.4687	0.3781	4	No	24	0.4234	0.08873	0	None	No	0.01	Param.
Fluoride, total (mg/L)	SGWC-9	0.09652	0.05662	4	No	24	0.139	0.102	37.5	Kaplan-Meier	ln(x)	0.01	Param.
Lead (mg/L)	PZ-42I	0.001	0.00019	0.015	No	4	0.0007975	0.000405	75	None	No	0.0625	NP (NDs)
Lead (mg/L)	SGWC-10	0.001	0.00014	0.015	No	23	0.000887	0.0002984	86.96	None	No	0.01	NP (NDs)
Lead (mg/L)	SGWC-12	0.001	0.0002	0.015	No	23	0.0009652	0.0001668	95.65	None	No	0.01	NP (NDs)
Lead (mg/L)	SGWC-13	0.001	0.00039	0.015	No	23	0.0009735	0.0001272	95.65	None	No	0.01	NP (NDs)
Lead (mg/L)	SGWC-14	0.001	0.00066	0.015	No	23	0.0009174	0.0002319	86.96	None	No	0.01	NP (NDs)
Lead (mg/L)	SGWC-15	0.001	0.00023	0.015	No	23	0.0009665	0.0001606	95.65	None	No	0.01	NP (NDs)
Lead (mg/L)	SGWC-16	0.001	0.00013	0.015	No	23	0.0009622	0.0001814	95.65	None	No	0.01	NP (NDs)
Lead (mg/L)	SGWC-17	0.001	0.00017	0.015	No	23	0.0009639	0.0001731	95.65	None	No	0.01	NP (NDs)
Lead (mg/L)	SGWC-18	0.001	0.00071	0.015	No	23	0.0009565	0.0001574	91.3	None	No	0.01	NP (NDs)
Lead (mg/L)	SGWC-19	0.001	0.00033	0.015	No	23	0.0009709	0.0001397	95.65	None	No	0.01	NP (NDs)
Lead (mg/L)	SGWC-20	0.001	0.00025	0.015	No	23	0.0005974	0.0003676	43.48	None	No	0.01	NP (normality)
Lead (mg/L)	SGWC-21	0.001	0.00041	0.015	No	23	0.0007948	0.0003569	73.91	None	No	0.01	NP (NDs)
Lead (mg/L)	SGWC-22	0.001	0.00019	0.015	No	23	0.0008196	0.0003501	78.26	None	No	0.01	NP (NDs)
Lead (mg/L)	SGWC-23	0.001	0.00009	0.015	No	23	0.0009604	0.0001897	95.65	None	No	0.01	NP (NDs)
Lead (mg/L)	SGWC-6	0.001	0.0002	0.015	No	23	0.0009652	0.0001668	95.65	None	No	0.01	NP (NDs)
Lead (mg/L)	SGWC-7	0.001	0.00085	0.015	No	23	0.0009191	0.0002463	86.96	None	No	0.01	NP (NDs)
Lead (mg/L)	SGWC-8	0.001	0.00062	0.015	No	23	0.0009526	0.0001647	91.3	None	No	0.01	NP (NDs)
Lithium (mg/L)	PZ-14S	0.002362	0.0008382	0.04	No	5	0.00296	0.001903	40	Kaplan-Meier	No	0.01	Param.
Lithium (mg/L)	PZ-17I	0.005	0.0016	0.04	No	4	0.003325	0.001935	50	None	No	0.0625	NP (normality)
Lithium (mg/L)	PZ-39S	0.022	0.0027	0.04	No	4	0.01095	0.008288	0	None	No	0.0625	NP (selected)
Lithium (mg/L)	PZ-40I	0.015	0.01	0.04	No	4	0.0115	0.00238	0	None	No	0.0625	NP (normality)
Lithium (mg/L)	PZ-41S	0.005	0.00099	0.04	No	4	0.003472	0.001928	50	None	No	0.0625	NP (selected)
Lithium (mg/L)	PZ-42I	0.007808	0.0004915	0.04	No	4	0.00415	0.001611	0	None	No	0.01	Param.
Lithium (mg/L)	PZ-43S	0.005978	0.0002222	0.04	No	4	0.0031	0.001268	0	None	No	0.01	Param.
Lithium (mg/L)	PZ-44I	0.04066	0.002994	0.04	No	7	0.01943	0.02248	14.29	None	x^(1/3)	0.01	Param.
Lithium (mg/L)	SGWC-10	0.005	0.0011	0.04	No	23	0.00483	0.0008132	95.65	None	No	0.01	NP (NDs)
Lithium (mg/L)	SGWC-11	0.005	0.0029	0.04	No	23	0.003987	0.001365	60.87	None	No	0.01	NP (NDs)
Lithium (mg/L)	SGWC-12	0.005	0.0012	0.04	No	23	0.004665	0.001109	91.3	None	No	0.01	NP (NDs)
Lithium (mg/L)	SGWC-13	0.005	0.0014	0.04	No	23	0.004678	0.001066	91.3	None	No	0.01	NP (NDs)
Lithium (mg/L)	SGWC-14	0.005	0.0015	0.04	No	23	0.004678	0.001068	91.3	None	No	0.01	NP (NDs)
Lithium (mg/L)	SGWC-15	0.005	0.0034	0.04	No	23	0.004061	0.001015	47.83	None	No	0.01	NP (normality)
Lithium (mg/L)	SGWC-16	0.005	0.0015	0.04	No	23	0.004683	0.001053	91.3	None	No	0.01	NP (NDs)
Lithium (mg/L)	SGWC-17	0.005	0.0014	0.04	No	23	0.004843	0.0007507	95.65	None	No	0.01	NP (NDs)
Lithium (mg/L)	SGWC-18	0.004633	0.003856	0.04	No	23	0.004548	0.0007329	21.74	Kaplan-Meier	No	0.01	Param.
Lithium (mg/L)	SGWC-19	0.005	0.0022	0.04	No	23	0.00453	0.001393	78.26	Kaplan-Meier	No	0.01	NP (NDs)
Lithium (mg/L)	SGWC-20	0.004619	0.003663	0.04	No	22	0.004141	0.000891	4.545	None	No	0.01	Param.
Lithium (mg/L)	SGWC-21	0.005	0.0038	0.04	No	23	0.004383	0.001288	78.26	None	No	0.01	NP (NDs)
Lithium (mg/L)	SGWC-22	0.005	0.0033	0.04	No	23	0.004338	0.001356	78.26	None	No	0.01	NP (NDs)
Lithium (mg/L)	SGWC-23	0.005	0.0032	0.04	No	23	0.004161	0.000975	43.48	None	No	0.01	NP (normality)
Lithium (mg/L)	SGWC-6	0.005	0.0023	0.04	No	23	0.004722	0.0009342	91.3	None	No	0.01	NP (NDs)
Lithium (mg/L)	SGWC-7	0.005372	0.004364	0.04	No	22	0.004868	0.0009393	0	None	No	0.01	Param.
Lithium (mg/L)	SGWC-8	0.005	0.0021	0.04	No	23	0.003909	0.001548	65.22	None	No	0.01	NP (NDs)
Lithium (mg/L)	SGWC-9	0.005	0.0014	0.04	No	23	0.004843	0.0007507	95.65	None	No	0.01	NP (NDs)
Mercury (mg/L)	PZ-44I	0.0002	0.000084	0.002	No	4	0.000171	0.000058	75	None	No	0.0625	NP (NDs)
Mercury (mg/L)	SGWC-10	0.0002	0.00013	0.002	No	23	0.000197	0.0000146	95.65	None	No	0.01	NP (NDs)
Mercury (mg/L)	SGWC-11	0.0002	0.0001	0.002	No	23	0.0001957	0.00002085	95.65	None	No	0.01	NP (NDs)
Mercury (mg/L)	SGWC-12	0.0002	0.000093	0.002	No	23	0.0001953	0.00002231	95.65	None	No	0.01	NP (NDs)
Mercury (mg/L)	SGWC-13	0.0002	0.00011	0.002	No	23	0.0001961	0.00001877	95.65	None	No	0.01	NP (NDs)
Mercury (mg/L)	SGWC-14	0.0002	0.00012	0.002	No	23	0.0001873	0.00003374	82.61	None	No	0.01	NP (NDs)
Mercury (mg/L)	SGWC-15	0.0002	0.00012	0.002	No	23	0.0001616	0.00004414	47.83	None	No	0.01	NP (normality)

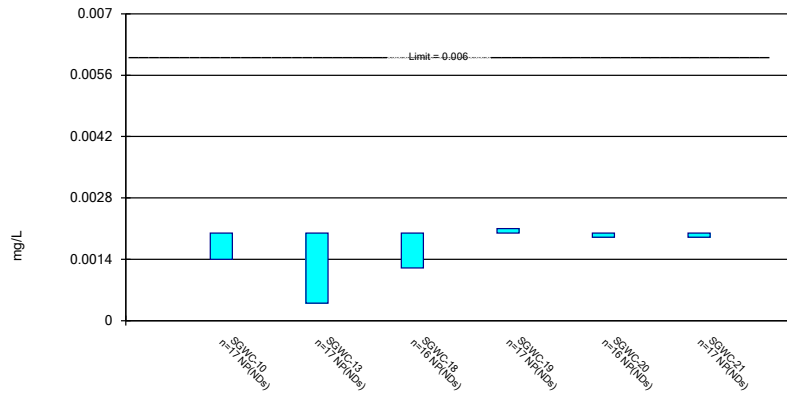
Confidence Intervals - All Results

Plant Scherer Client: Southern Company Data: Scherer AP Printed 5/8/2023, 1:56 PM

Constituent	Well	Upper Lim.	Lower Lim.	Compliance	Sig.	N	Mean	Std. Dev.	%NDs	ND Adj.	Transform	Alpha	Method
Mercury (mg/L)	SGWC-16	0.0002	0.000076	0.002	No	23	0.0001946	0.00002586	95.65	None	No	0.01	NP (NDs)
Mercury (mg/L)	SGWC-17	0.0002	0.00017	0.002	No	23	0.0001878	0.00002907	82.61	None	No	0.01	NP (NDs)
Mercury (mg/L)	SGWC-18	0.000177	0.0001184	0.002	No	23	0.0001807	0.00004437	34.78	Kaplan-Meier	x^2	0.01	Param.
Mercury (mg/L)	SGWC-20	0.0002	0.00013	0.002	No	23	0.0001863	0.00003732	86.96	Kaplan-Meier	No	0.01	NP (NDs)
Mercury (mg/L)	SGWC-21	0.0002	0.0001	0.002	No	23	0.0001957	0.00002085	95.65	Kaplan-Meier	No	0.01	NP (NDs)
Mercury (mg/L)	SGWC-22	0.0002	0.000099	0.002	No	23	0.0001956	0.00002106	95.65	Kaplan-Meier	No	0.01	NP (NDs)
Mercury (mg/L)	SGWC-23	0.00028	0.00011	0.002	No	23	0.00019	0.00004099	82.61	None	No	0.01	NP (NDs)
Mercury (mg/L)	SGWC-6	0.0002	0.00011	0.002	No	23	0.0001961	0.00001877	95.65	None	No	0.01	NP (NDs)
Mercury (mg/L)	SGWC-7	0.0002	0.00011	0.002	No	23	0.0001961	0.00001877	95.65	None	No	0.01	NP (NDs)
Mercury (mg/L)	SGWC-8	0.0002	0.000076	0.002	No	23	0.0001946	0.00002586	95.65	None	No	0.01	NP (NDs)
Mercury (mg/L)	SGWC-9	0.0002	0.0001	0.002	No	23	0.0001957	0.00002085	95.65	None	No	0.01	NP (NDs)
Molybdenum (mg/L)	SGWC-12	0.015	0.0012	0.1	No	22	0.01374	0.004075	90.91	None	No	0.01	NP (NDs)
Molybdenum (mg/L)	SGWC-14	0.015	0.003	0.1	No	22	0.01381	0.003868	90.91	None	No	0.01	NP (NDs)
Molybdenum (mg/L)	SGWC-23	0.015	0.00062	0.1	No	22	0.01435	0.003066	95.45	None	No	0.01	NP (NDs)
Molybdenum (mg/L)	SGWC-6	0.015	0.00099	0.1	No	22	0.01371	0.004165	90.91	None	No	0.01	NP (NDs)
Molybdenum (mg/L)	SGWC-7	0.00343	0.0012	0.1	No	22	0.00477	0.005725	22.73	None	No	0.01	NP (normality)
Molybdenum (mg/L)	SGWC-8	0.015	0.0008	0.1	No	22	0.01371	0.004189	90.91	None	No	0.01	NP (NDs)
Molybdenum (mg/L)	SGWC-9	0.015	0.00099	0.1	No	22	0.00928	0.007042	59.09	None	No	0.01	NP (NDs)
Selenium (mg/L)	PZ-17I	0.005	0.00047	0.05	No	4	0.003867	0.002265	75	Kaplan-Meier	No	0.0625	NP (NDs)
Selenium (mg/L)	PZ-39S	0.002534	0.0008658	0.05	No	4	0.0017	0.0004243	25	Kaplan-Meier	No	0.01	Param.
Selenium (mg/L)	PZ-40I	0.005	0.00059	0.05	No	4	0.003897	0.002205	75	Kaplan-Meier	No	0.0625	NP (NDs)
Selenium (mg/L)	PZ-41S	0.00843	0.00352	0.05	No	4	0.005975	0.001081	0	None	No	0.01	Param.
Selenium (mg/L)	PZ-42I	0.005	0.00026	0.05	No	4	0.003815	0.00237	75	None	No	0.0625	NP (NDs)
Selenium (mg/L)	PZ-44I	0.005	0.00046	0.05	No	4	0.003865	0.00227	75	Kaplan-Meier	No	0.0625	NP (NDs)
Selenium (mg/L)	SGWC-11	0.005	0.00046	0.05	No	23	0.004803	0.0009467	95.65	None	No	0.01	NP (NDs)
Selenium (mg/L)	SGWC-12	0.005	0.00031	0.05	No	23	0.004796	0.0009779	95.65	None	No	0.01	NP (NDs)
Selenium (mg/L)	SGWC-13	0.005	0.00064	0.05	No	23	0.004606	0.001306	91.3	None	No	0.01	NP (NDs)
Selenium (mg/L)	SGWC-14	0.005	0.00084	0.05	No	23	0.00463	0.001225	91.3	None	No	0.01	NP (NDs)
Selenium (mg/L)	SGWC-15	0.005	0.0014	0.05	No	23	0.004222	0.002473	56.52	None	No	0.01	NP (NDs)
Selenium (mg/L)	SGWC-16	0.005	0.0012	0.05	No	23	0.003495	0.001937	60.87	None	No	0.01	NP (NDs)
Selenium (mg/L)	SGWC-17	0.005	0.00064	0.05	No	23	0.004398	0.00159	86.96	None	No	0.01	NP (NDs)
Selenium (mg/L)	SGWC-18	0.009377	0.003281	0.05	No	23	0.007789	0.00801	8.696	None	x^(1/3)	0.01	Param.
Selenium (mg/L)	SGWC-19	0.005	0.00099	0.05	No	23	0.004264	0.001642	82.61	None	No	0.01	NP (NDs)
Selenium (mg/L)	SGWC-20	0.005	0.00396	0.05	No	23	0.004059	0.001766	69.57	None	No	0.01	NP (NDs)
Selenium (mg/L)	SGWC-23	0.005	0.00075	0.05	No	23	0.004198	0.00179	82.61	None	No	0.01	NP (NDs)
Selenium (mg/L)	SGWC-6	0.005	0.00057	0.05	No	23	0.004401	0.001581	86.96	None	No	0.01	NP (NDs)
Selenium (mg/L)	SGWC-7	0.005	0.00034	0.05	No	23	0.004797	0.0009717	95.65	None	No	0.01	NP (NDs)
Thallium (mg/L)	SGWC-10	0.001	0.00075	0.002	No	23	0.000917	0.0002423	86.96	None	No	0.01	NP (NDs)
Thallium (mg/L)	SGWC-11	0.001	0.00016	0.002	No	23	0.0009265	0.0002435	91.3	None	No	0.01	NP (NDs)
Thallium (mg/L)	SGWC-12	0.001	0.00034	0.002	No	23	0.0009378	0.0002067	91.3	None	No	0.01	NP (NDs)
Thallium (mg/L)	SGWC-13	0.001	0.00022	0.002	No	23	0.0009661	0.0001626	95.65	None	No	0.01	NP (NDs)
Thallium (mg/L)	SGWC-14	0.0011	0.00035	0.002	No	23	0.0009043	0.0002683	82.61	None	No	0.01	NP (NDs)
Thallium (mg/L)	SGWC-15	0.001	0.0001	0.002	No	23	0.0006023	0.0004326	52.17	None	No	0.01	NP (NDs)
Thallium (mg/L)	SGWC-17	0.001	0.00024	0.002	No	23	0.000967	0.0001585	95.65	None	No	0.01	NP (NDs)
Thallium (mg/L)	SGWC-18	0.00066	0.00013	0.002	No	23	0.0003659	0.0003325	17.39	None	No	0.01	NP (normality)
Thallium (mg/L)	SGWC-20	0.00028	0.00016	0.002	No	23	0.000327	0.0003199	17.39	None	No	0.01	NP (normality)
Thallium (mg/L)	SGWC-22	0.001	0.00038	0.002	No	23	0.000973	0.0001293	95.65	None	No	0.01	NP (NDs)
Thallium (mg/L)	SGWC-23	0.001	0.00016	0.002	No	23	0.0009635	0.0001752	95.65	None	No	0.01	NP (NDs)
Thallium (mg/L)	SGWC-6	0.001	0.00049	0.002	No	23	0.000877	0.000279	82.61	None	No	0.01	NP (NDs)
Thallium (mg/L)	SGWC-7	0.001	0.00042	0.002	No	23	0.0009409	0.0001982	91.3	None	No	0.01	NP (NDs)
Thallium (mg/L)	SGWC-8	0.001	0.00079	0.002	No	23	0.0008883	0.0002709	82.61	None	No	0.01	NP (NDs)
Thallium (mg/L)	SGWC-9	0.001	0.0004	0.002	No	23	0.0009422	0.0001926	91.3	None	No	0.01	NP (NDs)

Non-Parametric Confidence Interval

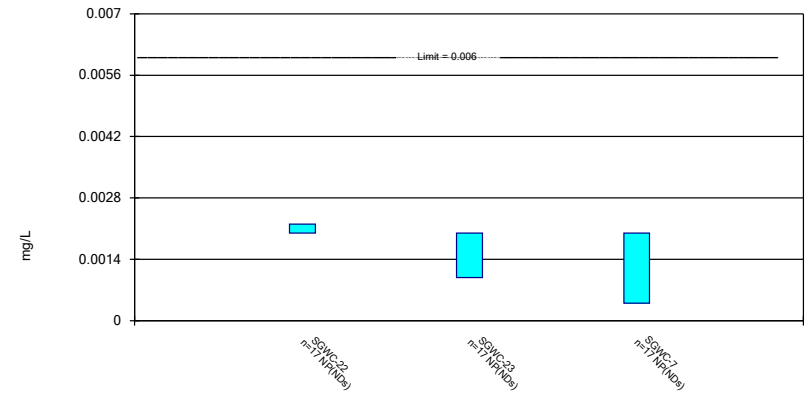
Compliance Limit is not exceeded. Per-well alpha = 0.01.



Constituent: Antimony Analysis Run 5/8/2023 1:54 PM View: Appendix IV
 Plant Scherer Client: Southern Company Data: Scherer AP

Non-Parametric Confidence Interval

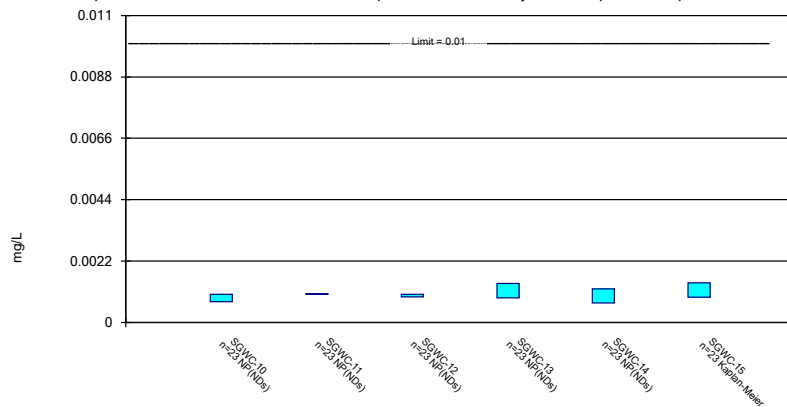
Compliance Limit is not exceeded. Per-well alpha = 0.01.



Constituent: Antimony Analysis Run 5/8/2023 1:54 PM View: Appendix IV
 Plant Scherer Client: Southern Company Data: Scherer AP

Parametric and Non-Parametric (NP) Confidence Interval

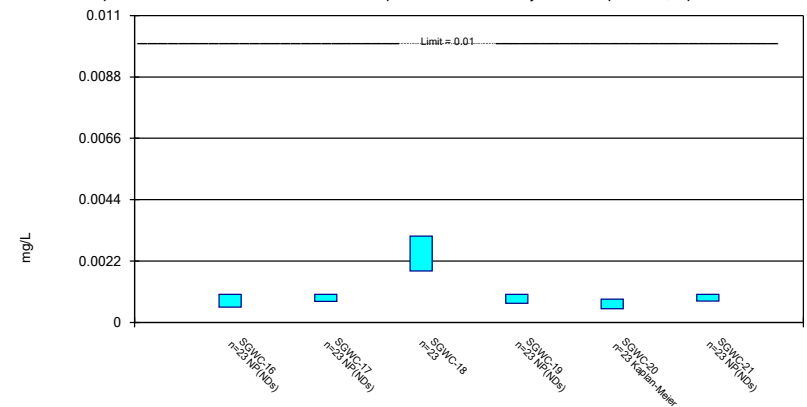
Compliance Limit is not exceeded. Per-well alpha = 0.01. Normality Test: Shapiro Wilk, alpha based on n.



Constituent: Arsenic Analysis Run 5/8/2023 1:54 PM View: Appendix IV
 Plant Scherer Client: Southern Company Data: Scherer AP

Parametric and Non-Parametric (NP) Confidence Interval

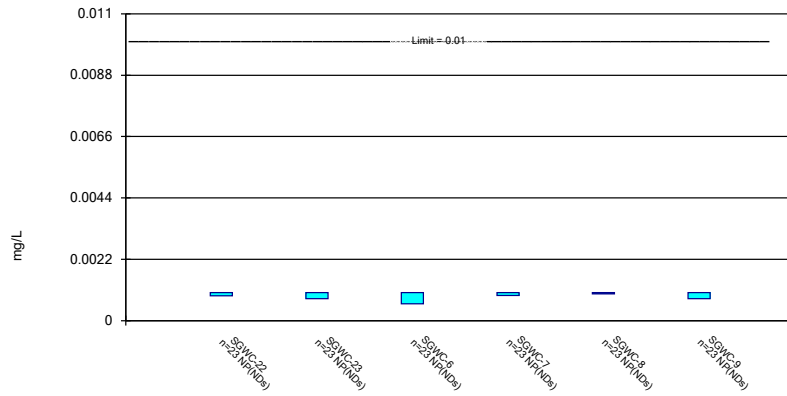
Compliance Limit is not exceeded. Per-well alpha = 0.01. Normality Test: Shapiro Wilk, alpha based on n.



Constituent: Arsenic Analysis Run 5/8/2023 1:54 PM View: Appendix IV
 Plant Scherer Client: Southern Company Data: Scherer AP

Non-Parametric Confidence Interval

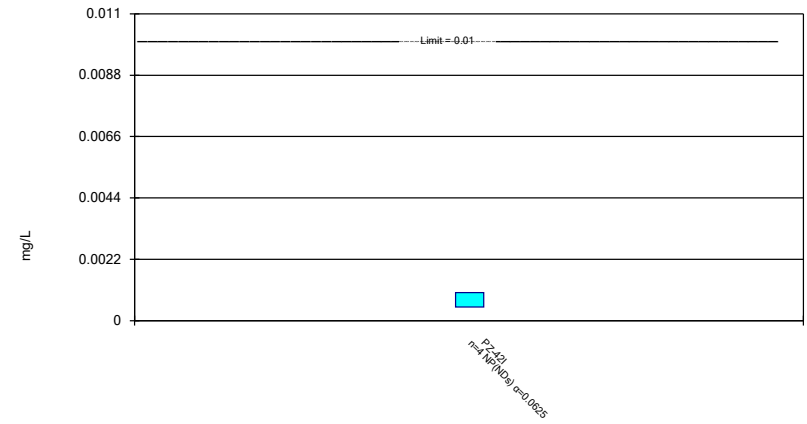
Compliance Limit is not exceeded. Per-well alpha = 0.01.



Constituent: Arsenic Analysis Run 5/8/2023 1:54 PM View: Appendix IV
 Plant Scherer Client: Southern Company Data: Scherer AP

Non-Parametric Confidence Interval

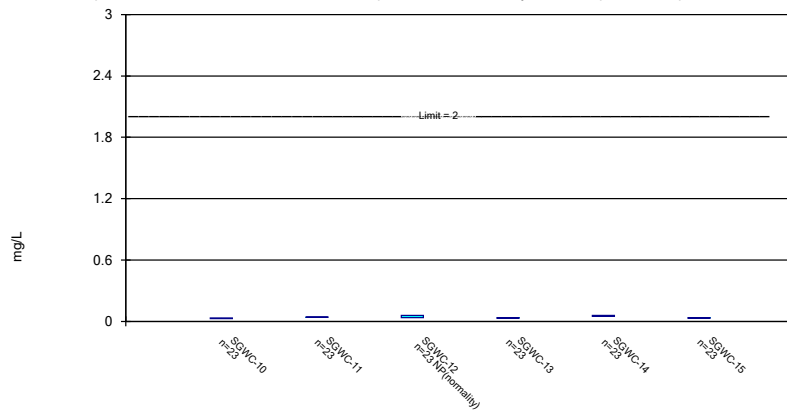
Compliance Limit is not exceeded.



Constituent: Arsenic Analysis Run 5/8/2023 1:54 PM View: Appendix IV
 Plant Scherer Client: Southern Company Data: Scherer AP

Parametric and Non-Parametric (NP) Confidence Interval

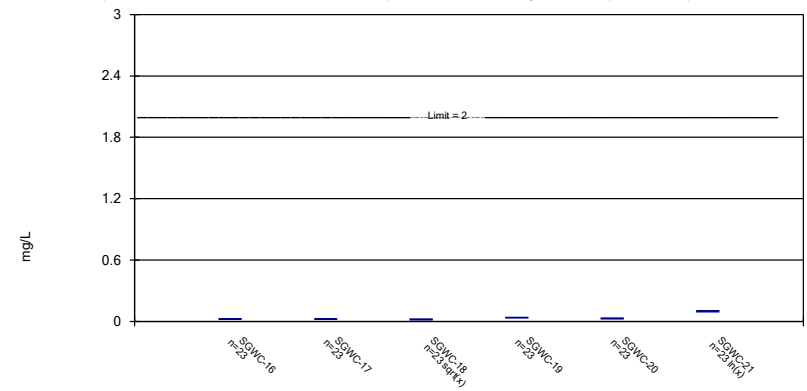
Compliance Limit is not exceeded. Per-well alpha = 0.01. Normality Test: Shapiro Wilk, alpha based on n.



Constituent: Barium Analysis Run 5/8/2023 1:54 PM View: Appendix IV
 Plant Scherer Client: Southern Company Data: Scherer AP

Parametric Confidence Interval

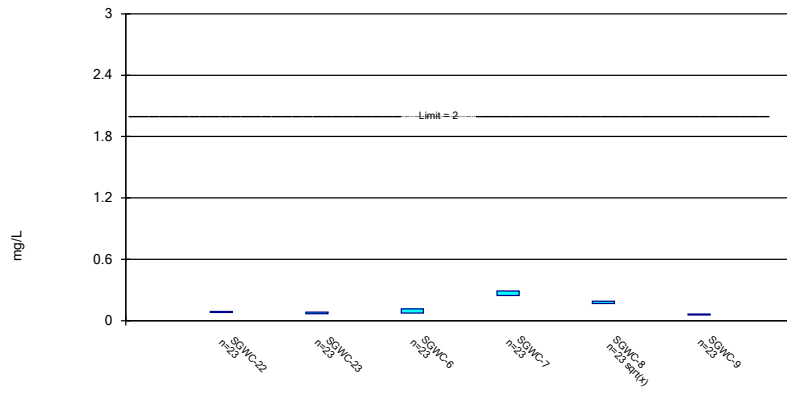
Compliance Limit is not exceeded. Per-well alpha = 0.01. Normality Test: Shapiro Wilk, alpha based on n.



Constituent: Barium Analysis Run 5/8/2023 1:54 PM View: Appendix IV
 Plant Scherer Client: Southern Company Data: Scherer AP

Parametric Confidence Interval

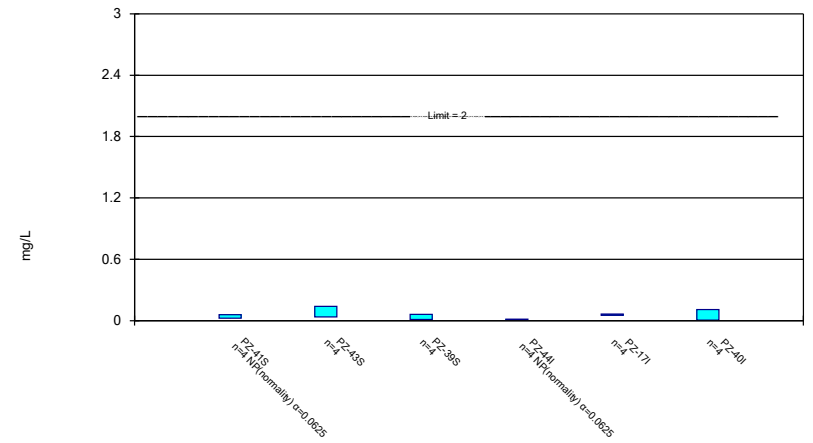
Compliance Limit is not exceeded. Per-well alpha = 0.01. Normality Test: Shapiro Wilk, alpha based on n.



Constituent: Barium Analysis Run 5/8/2023 1:54 PM View: Appendix IV
 Plant Scherer Client: Southern Company Data: Scherer AP

Parametric and Non-Parametric (NP) Confidence Interval


Compliance Limit is not exceeded. Per-well alpha = 0.01 except as noted. Normality Test: Shapiro Wilk, alpha based on n.



Constituent: Barium Analysis Run 5/8/2023 1:54 PM View: Appendix IV
 Plant Scherer Client: Southern Company Data: Scherer AP

Non-Parametric Confidence Interval

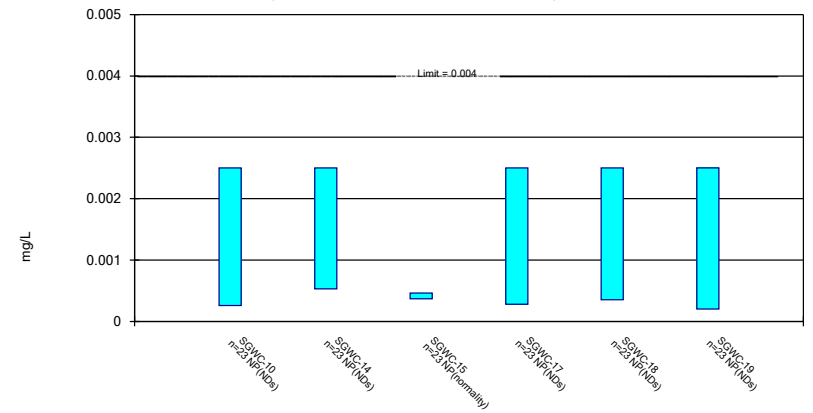
Compliance Limit is not exceeded.



Constituent: Barium Analysis Run 5/8/2023 1:54 PM View: Appendix IV
 Plant Scherer Client: Southern Company Data: Scherer AP

Non-Parametric Confidence Interval

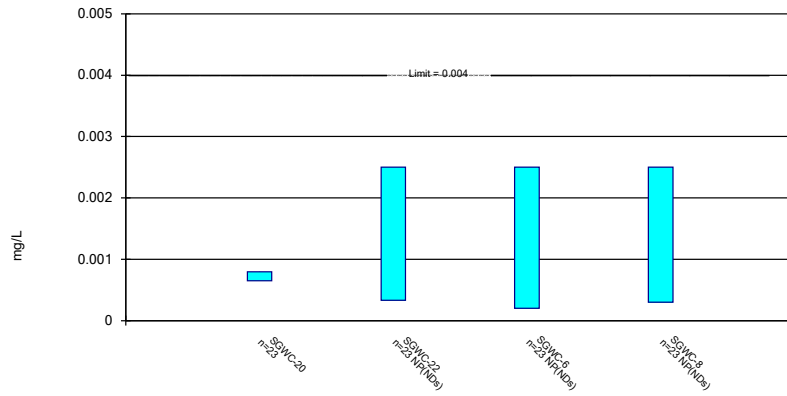
Compliance Limit is not exceeded. Per-well alpha = 0.01.



Constituent: Beryllium Analysis Run 5/8/2023 1:54 PM View: Appendix IV
 Plant Scherer Client: Southern Company Data: Scherer AP

Parametric and Non-Parametric (NP) Confidence Interval

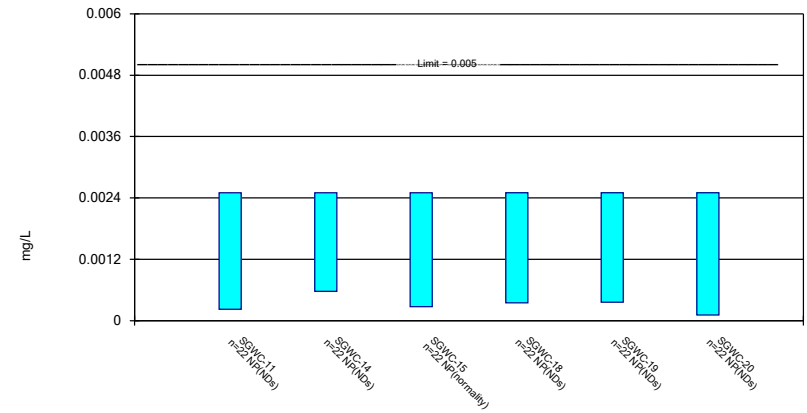
Compliance Limit is not exceeded. Per-well alpha = 0.01. Normality Test: Shapiro Wilk, alpha based on n.



Constituent: Beryllium Analysis Run 5/8/2023 1:54 PM View: Appendix IV
 Plant Scherer Client: Southern Company Data: Scherer AP

Non-Parametric Confidence Interval

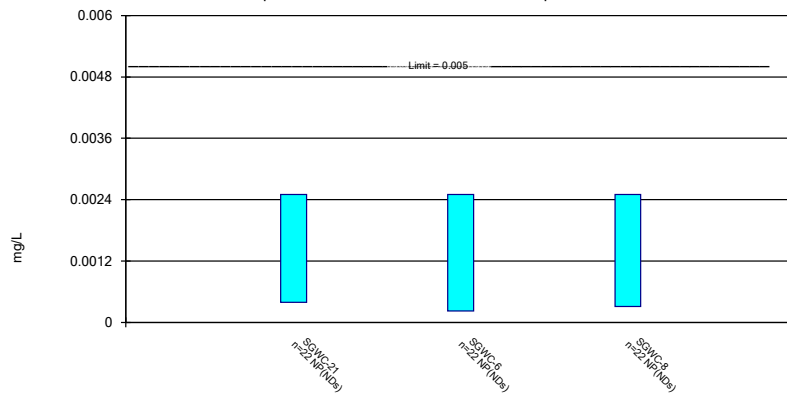
Compliance Limit is not exceeded. Per-well alpha = 0.01.



Constituent: Cadmium Analysis Run 5/8/2023 1:54 PM View: Appendix IV
 Plant Scherer Client: Southern Company Data: Scherer AP

Non-Parametric Confidence Interval

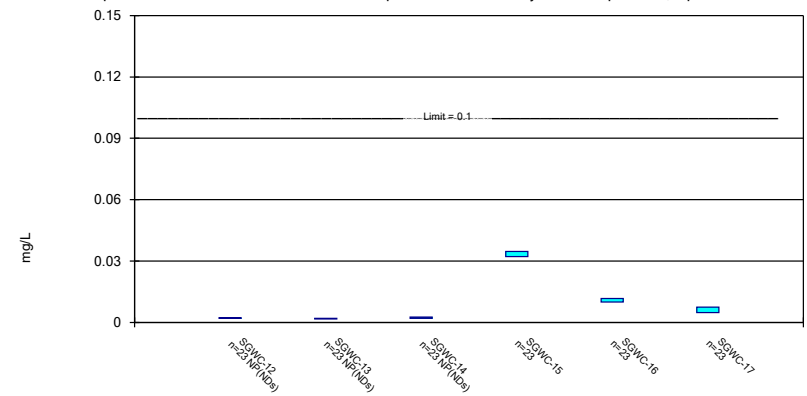
Compliance Limit is not exceeded. Per-well alpha = 0.01.



Constituent: Cadmium Analysis Run 5/8/2023 1:54 PM View: Appendix IV
 Plant Scherer Client: Southern Company Data: Scherer AP

Parametric and Non-Parametric (NP) Confidence Interval

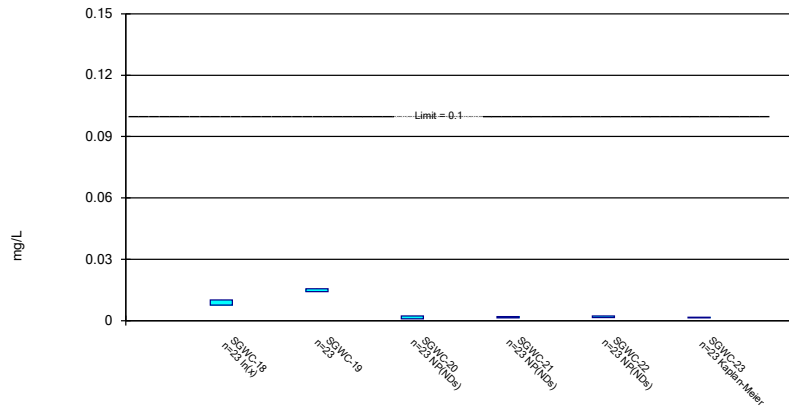
Compliance Limit is not exceeded. Per-well alpha = 0.01. Normality Test: Shapiro Wilk, alpha based on n.



Constituent: Chromium Analysis Run 5/8/2023 1:54 PM View: Appendix IV
 Plant Scherer Client: Southern Company Data: Scherer AP

Parametric and Non-Parametric (NP) Confidence Interval

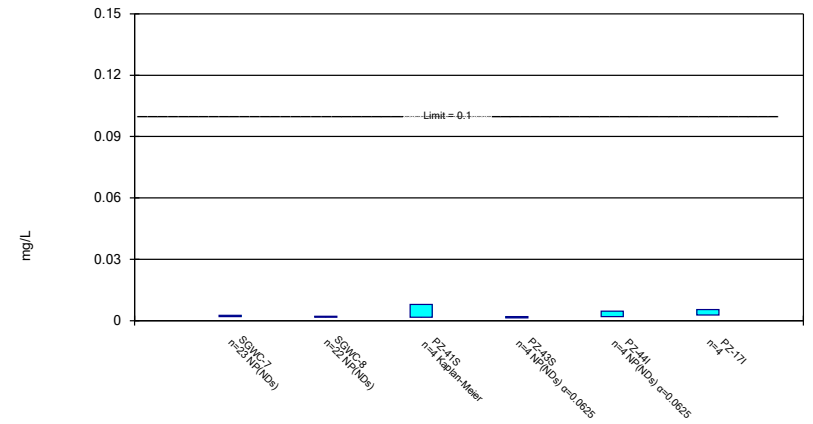
Compliance Limit is not exceeded. Per-well alpha = 0.01. Normality Test: Shapiro Wilk, alpha based on n.



Constituent: Chromium Analysis Run 5/8/2023 1:54 PM View: Appendix IV
 Plant Scherer Client: Southern Company Data: Scherer AP

Parametric and Non-Parametric (NP) Confidence Interval


Compliance Limit is not exceeded. Per-well alpha = 0.01 except as noted. Normality Test: Shapiro Wilk, alpha based on n.



Constituent: Chromium Analysis Run 5/8/2023 1:54 PM View: Appendix IV
 Plant Scherer Client: Southern Company Data: Scherer AP

Non-Parametric Confidence Interval

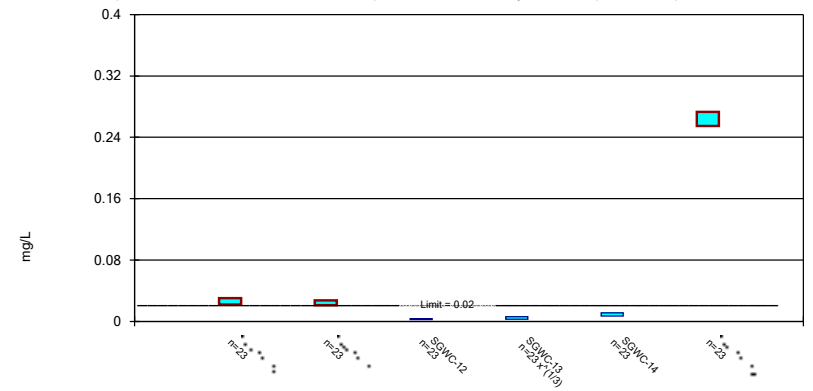
Compliance Limit is not exceeded.



Constituent: Chromium Analysis Run 5/8/2023 1:54 PM View: Appendix IV
 Plant Scherer Client: Southern Company Data: Scherer AP

Parametric Confidence Interval

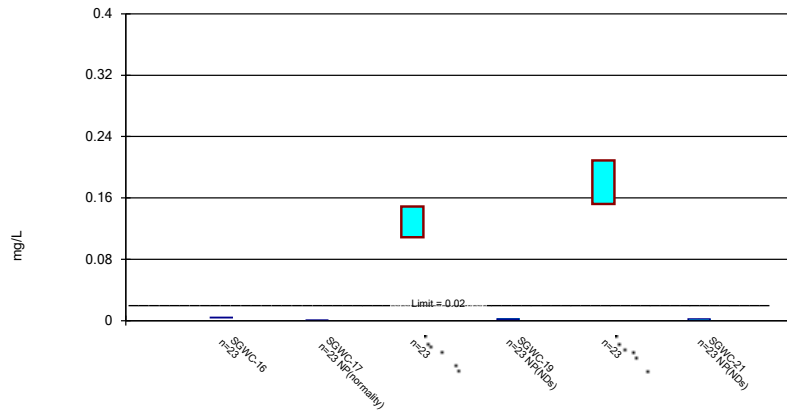
Compliance limit is exceeded.* Per-well alpha = 0.01. Normality Test: Shapiro Wilk, alpha based on n.



Constituent: Cobalt Analysis Run 5/8/2023 1:54 PM View: Appendix IV
 Plant Scherer Client: Southern Company Data: Scherer AP

Parametric and Non-Parametric (NP) Confidence Interval

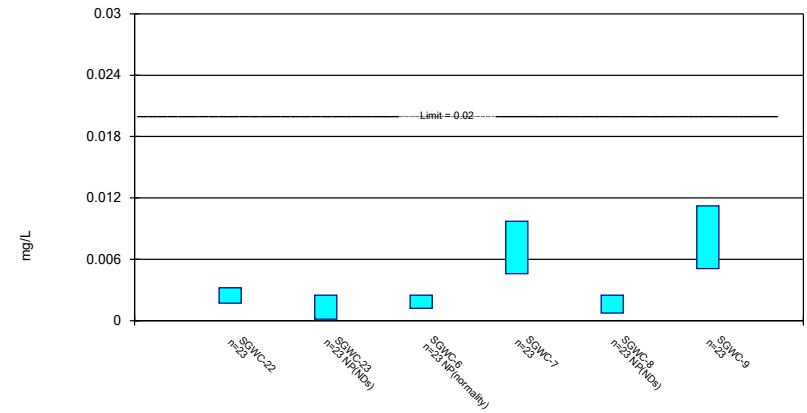
Compliance limit is exceeded.* Per-well alpha = 0.01. Normality Test: Shapiro Wilk, alpha based on n.



Constituent: Cobalt Analysis Run 5/8/2023 1:54 PM View: Appendix IV
 Plant Scherer Client: Southern Company Data: Scherer AP

Parametric and Non-Parametric (NP) Confidence Interval

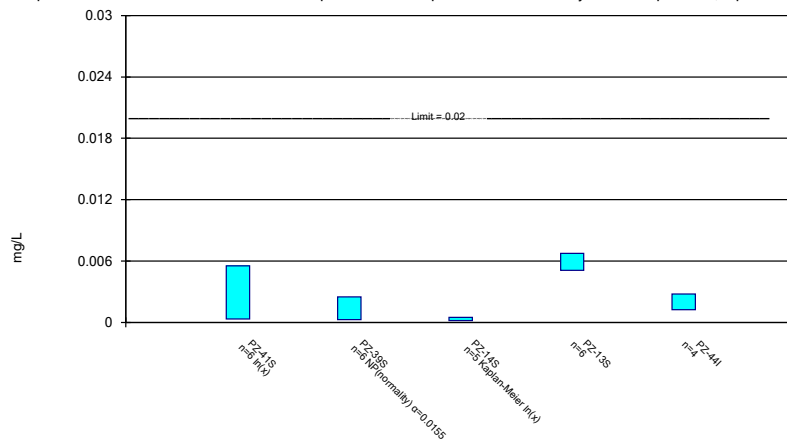
Compliance Limit is not exceeded. Per-well alpha = 0.01. Normality Test: Shapiro Wilk, alpha based on n.



Constituent: Cobalt Analysis Run 5/8/2023 1:54 PM View: Appendix IV
 Plant Scherer Client: Southern Company Data: Scherer AP

Parametric and Non-Parametric (NP) Confidence Interval

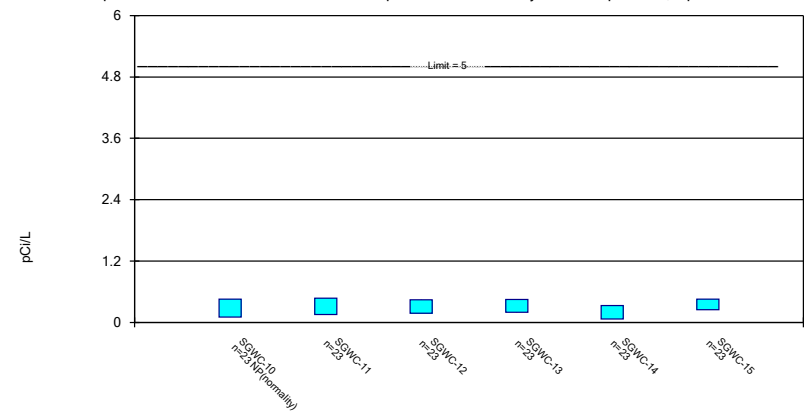
Compliance Limit is not exceeded. Per-well alpha = 0.01 except as noted. Normality Test: Shapiro Wilk, alpha based on n.



Constituent: Cobalt Analysis Run 5/8/2023 1:54 PM View: Appendix IV
 Plant Scherer Client: Southern Company Data: Scherer AP

Parametric and Non-Parametric (NP) Confidence Interval

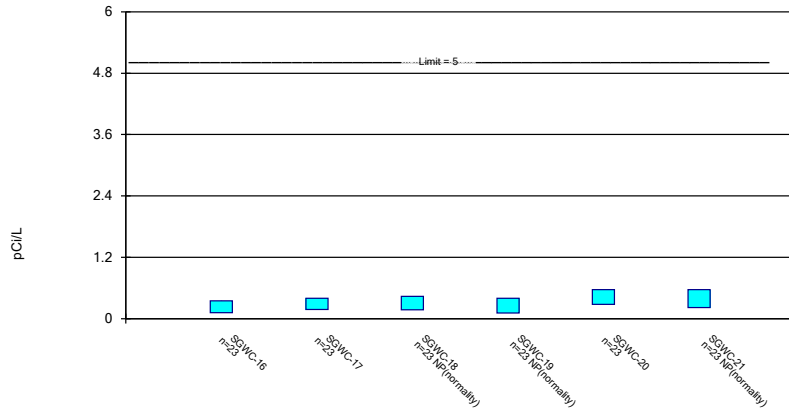
Compliance Limit is not exceeded. Per-well alpha = 0.01. Normality Test: Shapiro Wilk, alpha based on n.



Constituent: Combined Radium 226 + 228 Analysis Run 5/8/2023 1:54 PM View: Appendix IV
 Plant Scherer Client: Southern Company Data: Scherer AP

Parametric and Non-Parametric (NP) Confidence Interval

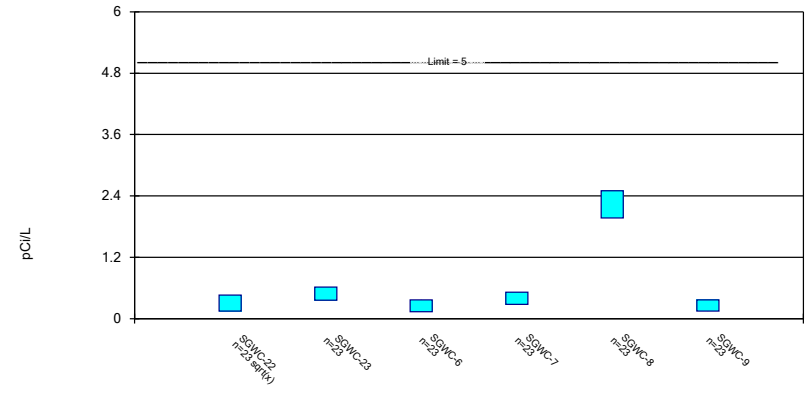
Compliance Limit is not exceeded. Per-well alpha = 0.01. Normality Test: Shapiro Wilk, alpha based on n.



Constituent: Combined Radium 226 + 228 Analysis Run 5/8/2023 1:54 PM View: Appendix IV
Plant Scherer Client: Southern Company Data: Scherer AP

Parametric Confidence Interval

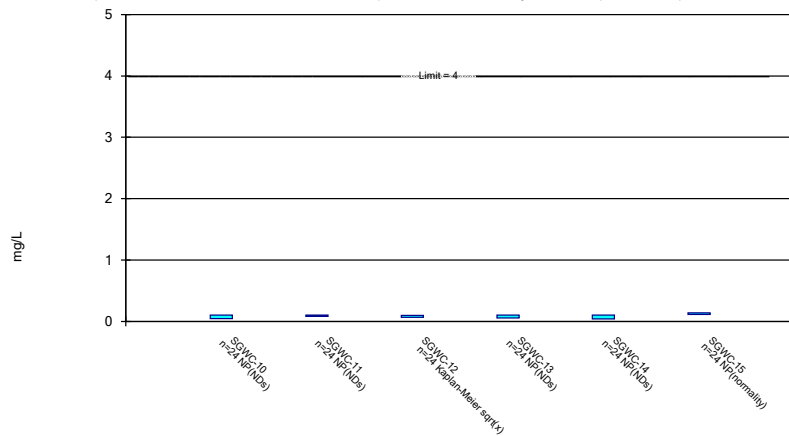
Compliance Limit is not exceeded. Per-well alpha = 0.01. Normality Test: Shapiro Wilk, alpha based on n.



Constituent: Combined Radium 226 + 228 Analysis Run 5/8/2023 1:54 PM View: Appendix IV
Plant Scherer Client: Southern Company Data: Scherer AP

Parametric and Non-Parametric (NP) Confidence Interval

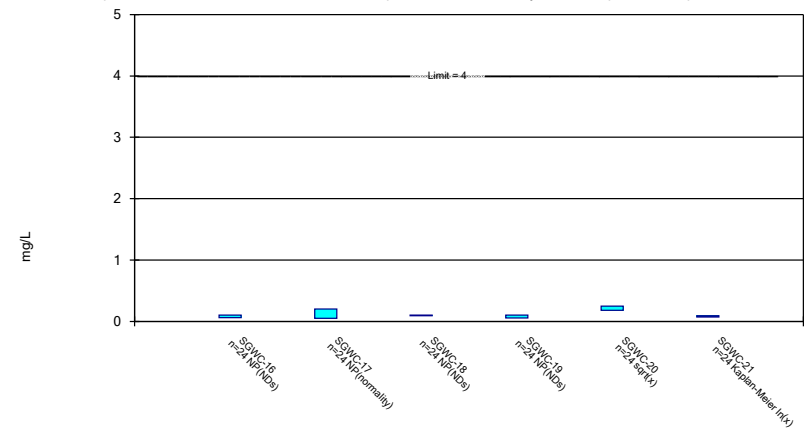
Compliance Limit is not exceeded. Per-well alpha = 0.01. Normality Test: Shapiro Wilk, alpha based on n.



Constituent: Fluoride, total Analysis Run 5/8/2023 1:54 PM View: Appendix IV
Plant Scherer Client: Southern Company Data: Scherer AP

Parametric and Non-Parametric (NP) Confidence Interval

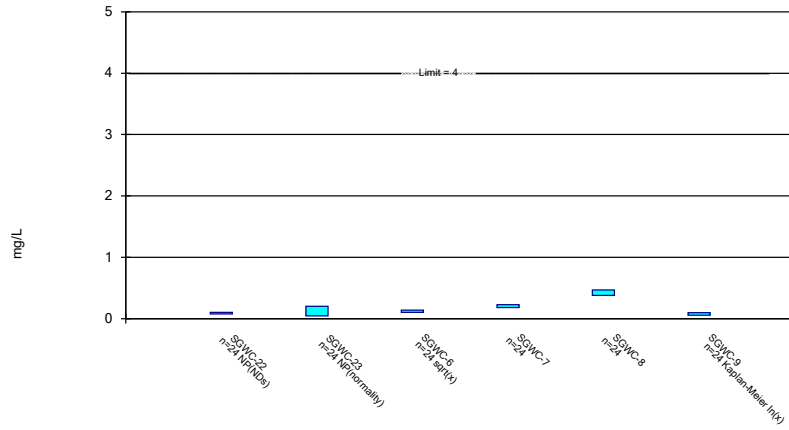
Compliance Limit is not exceeded. Per-well alpha = 0.01. Normality Test: Shapiro Wilk, alpha based on n.



Constituent: Fluoride, total Analysis Run 5/8/2023 1:54 PM View: Appendix IV
Plant Scherer Client: Southern Company Data: Scherer AP

Parametric and Non-Parametric (NP) Confidence Interval

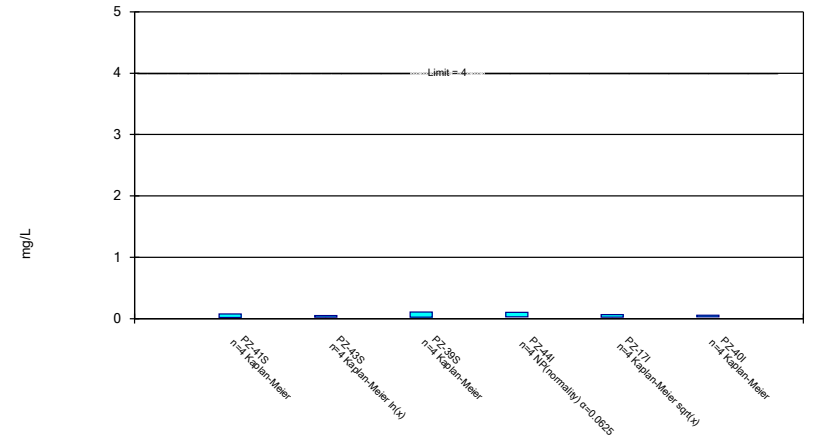
Compliance Limit is not exceeded. Per-well alpha = 0.01. Normality Test: Shapiro Wilk, alpha based on n.



Constituent: Fluoride, total Analysis Run 5/8/2023 1:54 PM View: Appendix IV
 Plant Scherer Client: Southern Company Data: Scherer AP

Parametric and Non-Parametric (NP) Confidence Interval

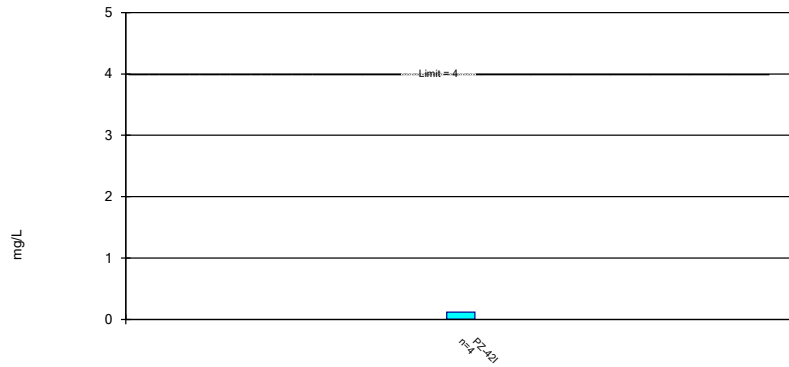
Compliance Limit is not exceeded. Per-well alpha = 0.01 except as noted. Normality Test: Shapiro Wilk, alpha based on n.



Constituent: Fluoride, total Analysis Run 5/8/2023 1:54 PM View: Appendix IV
 Plant Scherer Client: Southern Company Data: Scherer AP

Parametric Confidence Interval

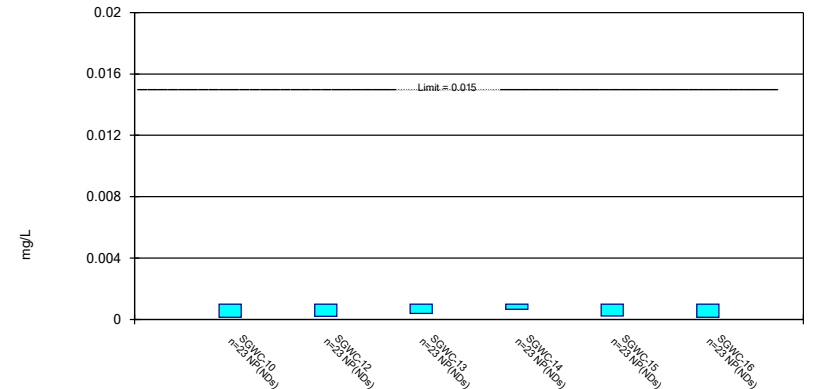
Compliance Limit is not exceeded. Per-well alpha = 0.01. Normality Test: Shapiro Wilk, alpha based on n.



Constituent: Fluoride, total Analysis Run 5/8/2023 1:54 PM View: Appendix IV
 Plant Scherer Client: Southern Company Data: Scherer AP

Non-Parametric Confidence Interval

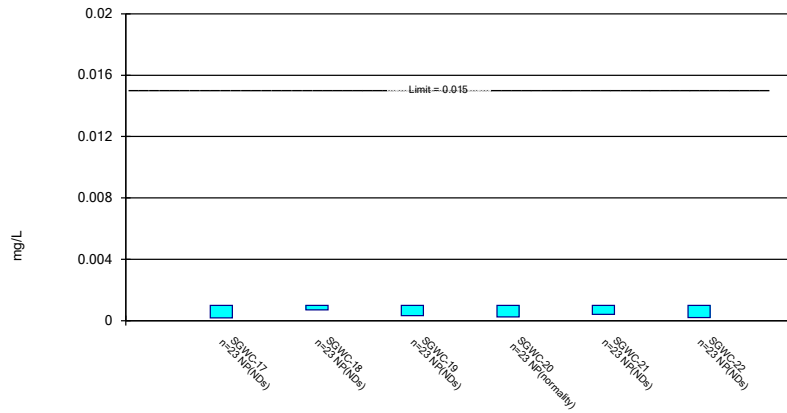
Compliance Limit is not exceeded. Per-well alpha = 0.01.



Constituent: Lead Analysis Run 5/8/2023 1:54 PM View: Appendix IV
 Plant Scherer Client: Southern Company Data: Scherer AP

Non-Parametric Confidence Interval

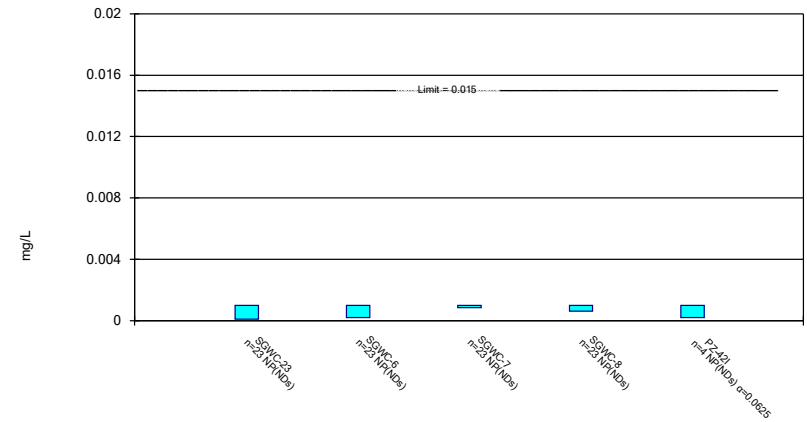
Compliance Limit is not exceeded. Per-well alpha = 0.01.



Constituent: Lead Analysis Run 5/8/2023 1:54 PM View: Appendix IV
Plant Scherer Client: Southern Company Data: Scherer AP

Non-Parametric Confidence Interval

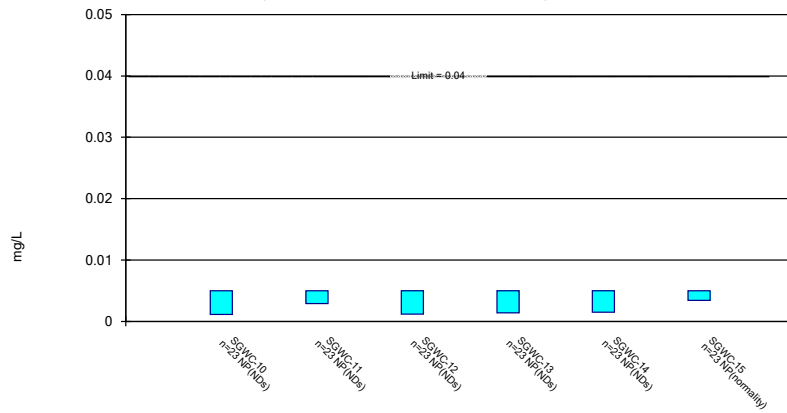
Compliance Limit is not exceeded. Per-well alpha = 0.01 except as noted.



Constituent: Lead Analysis Run 5/8/2023 1:54 PM View: Appendix IV
Plant Scherer Client: Southern Company Data: Scherer AP

Non-Parametric Confidence Interval

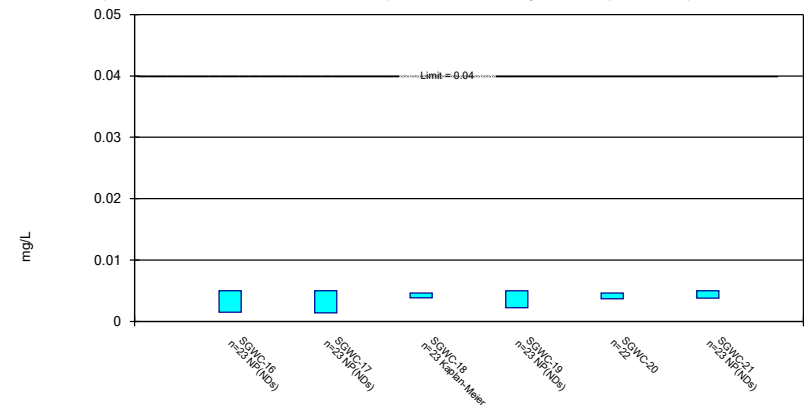
Compliance Limit is not exceeded. Per-well alpha = 0.01.



Constituent: Lithium Analysis Run 5/8/2023 1:54 PM View: Appendix IV
Plant Scherer Client: Southern Company Data: Scherer AP

Parametric and Non-Parametric (NP) Confidence Interval

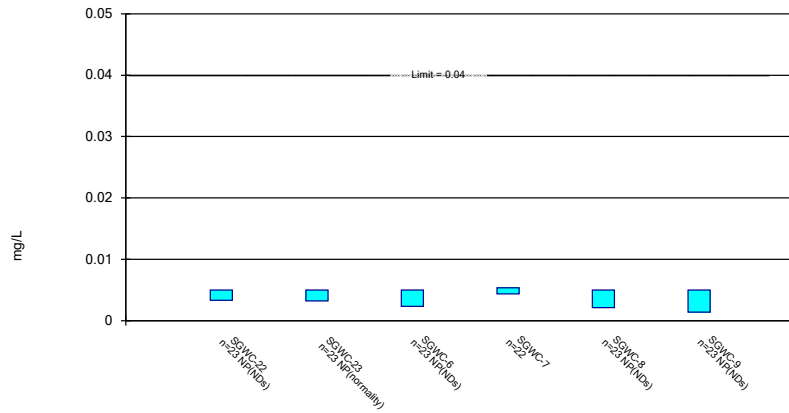
Compliance Limit is not exceeded. Per-well alpha = 0.01. Normality Test: Shapiro Wilk, alpha based on n.



Constituent: Lithium Analysis Run 5/8/2023 1:54 PM View: Appendix IV
Plant Scherer Client: Southern Company Data: Scherer AP

Parametric and Non-Parametric (NP) Confidence Interval

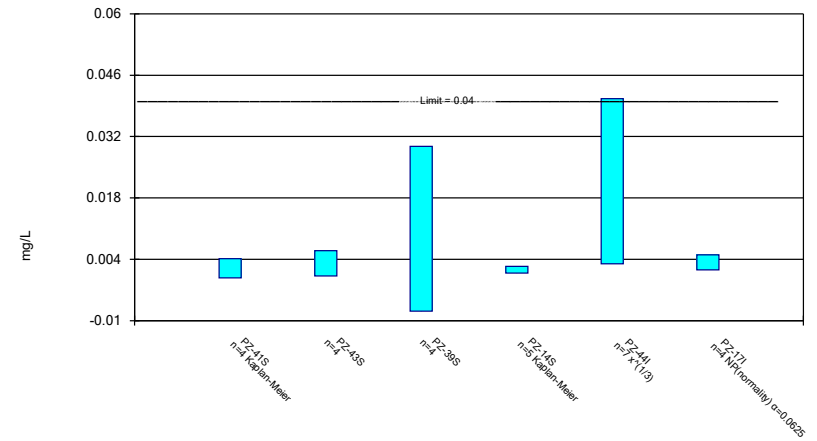
Compliance Limit is not exceeded. Per-well alpha = 0.01. Normality Test: Shapiro Wilk, alpha based on n.



Constituent: Lithium Analysis Run 5/8/2023 1:54 PM View: Appendix IV
 Plant Scherer Client: Southern Company Data: Scherer AP

Parametric and Non-Parametric (NP) Confidence Interval

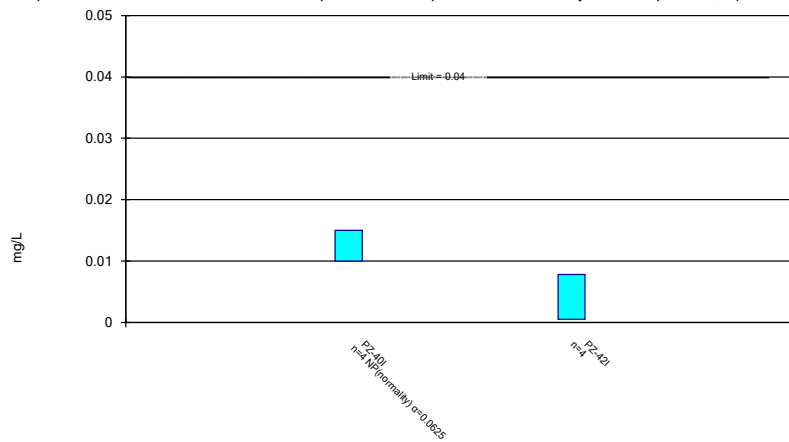
Compliance Limit is not exceeded. Per-well alpha = 0.01 except as noted. Normality Test: Shapiro Wilk, alpha based on n.



Constituent: Lithium Analysis Run 5/8/2023 1:54 PM View: Appendix IV
 Plant Scherer Client: Southern Company Data: Scherer AP

Parametric and Non-Parametric (NP) Confidence Interval


Compliance Limit is not exceeded. Per-well alpha = 0.01 except as noted. Normality Test: Shapiro Wilk, alpha based on n.



Constituent: Lithium Analysis Run 5/8/2023 1:54 PM View: Appendix IV
 Plant Scherer Client: Southern Company Data: Scherer AP

Non-Parametric Confidence Interval

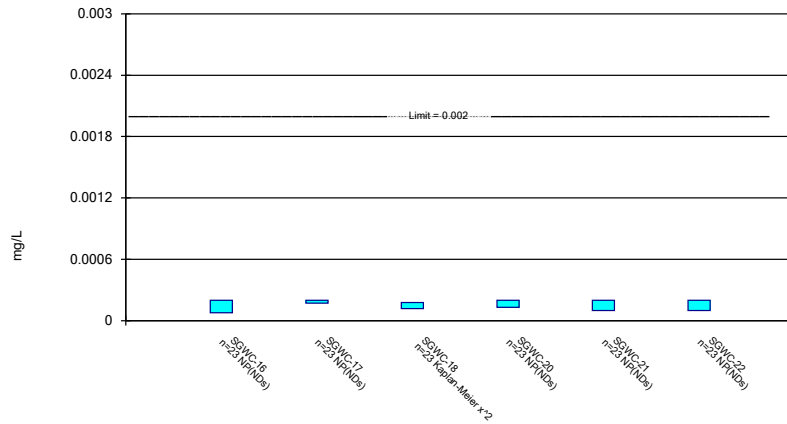
Compliance Limit is not exceeded. Per-well alpha = 0.01.



Constituent: Mercury Analysis Run 5/8/2023 1:54 PM View: Appendix IV
 Plant Scherer Client: Southern Company Data: Scherer AP

Parametric and Non-Parametric (NP) Confidence Interval

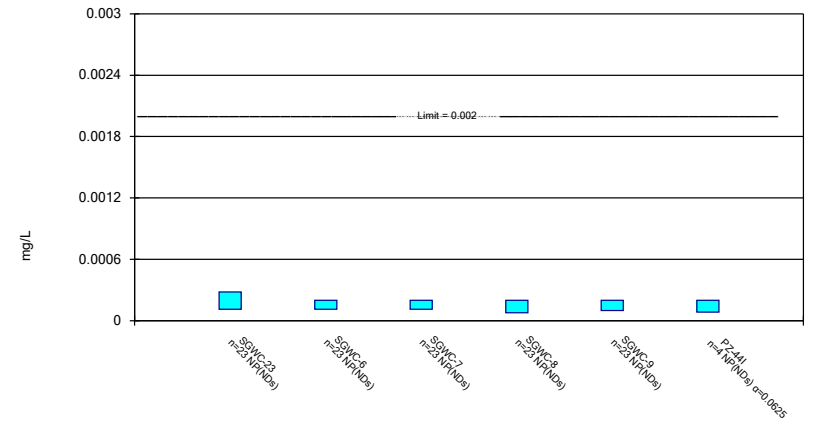
Compliance Limit is not exceeded. Per-well alpha = 0.01. Normality Test: Shapiro Wilk, alpha based on n.



Constituent: Mercury Analysis Run 5/8/2023 1:54 PM View: Appendix IV
 Plant Scherer Client: Southern Company Data: Scherer AP

Non-Parametric Confidence Interval

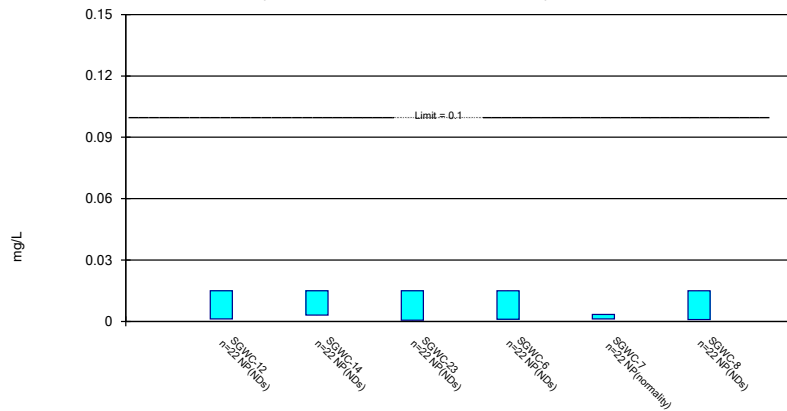
Compliance Limit is not exceeded. Per-well alpha = 0.01 except as noted.



Constituent: Mercury Analysis Run 5/8/2023 1:54 PM View: Appendix IV
 Plant Scherer Client: Southern Company Data: Scherer AP

Non-Parametric Confidence Interval

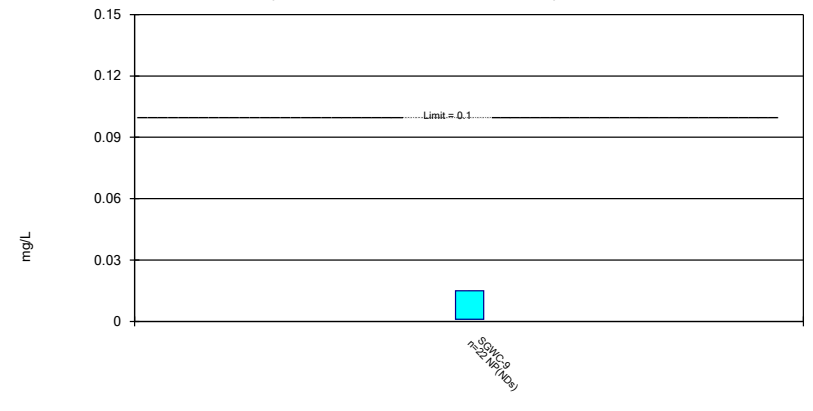
Compliance Limit is not exceeded. Per-well alpha = 0.01.



Constituent: Molybdenum Analysis Run 5/8/2023 1:55 PM View: Appendix IV
 Plant Scherer Client: Southern Company Data: Scherer AP

Non-Parametric Confidence Interval

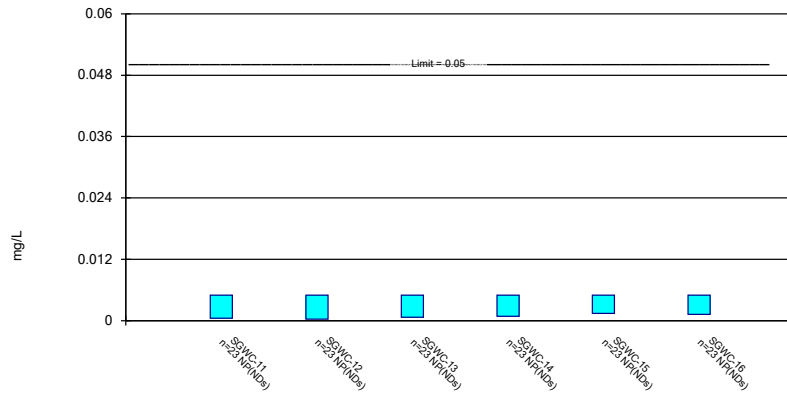
Compliance Limit is not exceeded. Per-well alpha = 0.01.



Constituent: Molybdenum Analysis Run 5/8/2023 1:55 PM View: Appendix IV
 Plant Scherer Client: Southern Company Data: Scherer AP

Non-Parametric Confidence Interval

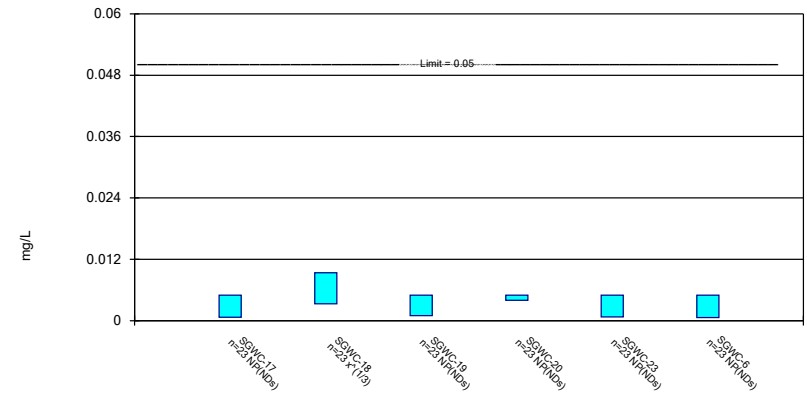
Compliance Limit is not exceeded. Per-well alpha = 0.01.



Constituent: Selenium Analysis Run 5/8/2023 1:55 PM View: Appendix IV
 Plant Scherer Client: Southern Company Data: Scherer AP

Parametric and Non-Parametric (NP) Confidence Interval

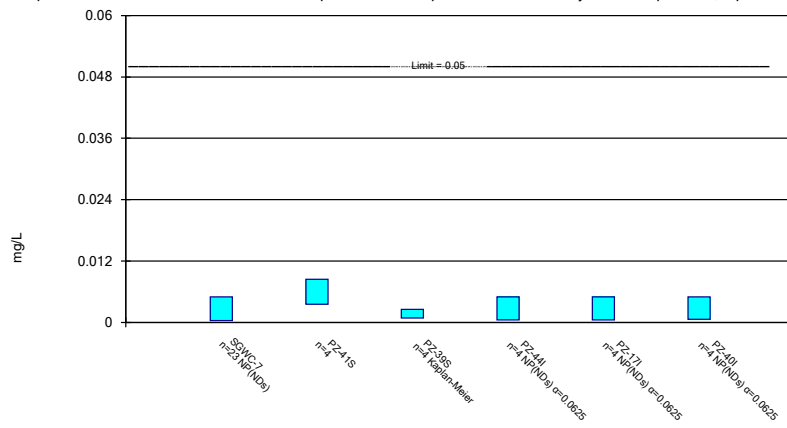
Compliance Limit is not exceeded. Per-well alpha = 0.01. Normality Test: Shapiro Wilk, alpha based on n.



Constituent: Selenium Analysis Run 5/8/2023 1:55 PM View: Appendix IV
 Plant Scherer Client: Southern Company Data: Scherer AP

Parametric and Non-Parametric (NP) Confidence Interval

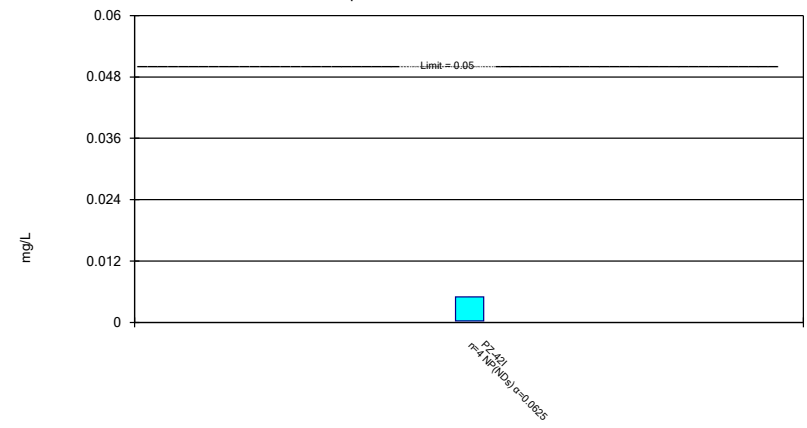
Compliance Limit is not exceeded. Per-well alpha = 0.01 except as noted. Normality Test: Shapiro Wilk, alpha based on n.



Constituent: Selenium Analysis Run 5/8/2023 1:55 PM View: Appendix IV
 Plant Scherer Client: Southern Company Data: Scherer AP

Non-Parametric Confidence Interval

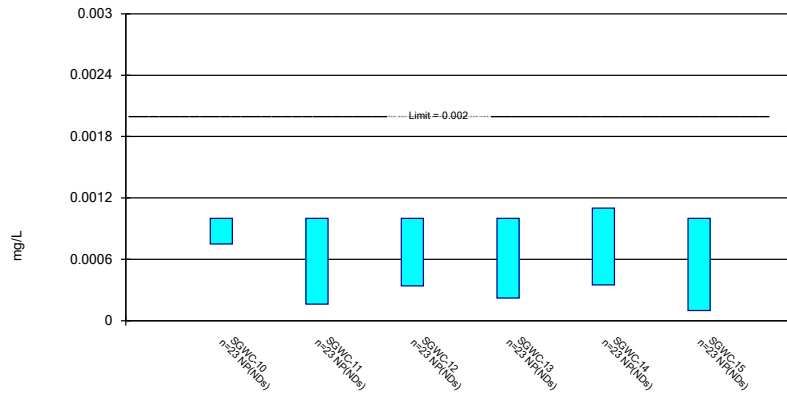
Compliance Limit is not exceeded.



Constituent: Selenium Analysis Run 5/8/2023 1:55 PM View: Appendix IV
 Plant Scherer Client: Southern Company Data: Scherer AP

Non-Parametric Confidence Interval

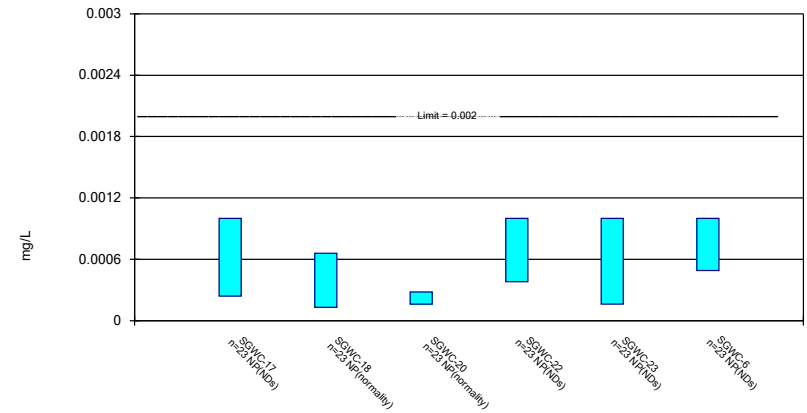
Compliance Limit is not exceeded. Per-well alpha = 0.01.



Constituent: Thallium Analysis Run 5/8/2023 1:55 PM View: Appendix IV
Plant Scherer Client: Southern Company Data: Scherer AP

Non-Parametric Confidence Interval

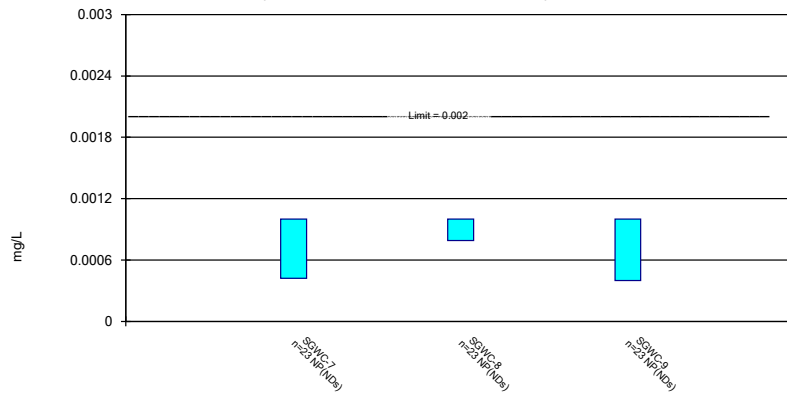
Compliance Limit is not exceeded. Per-well alpha = 0.01.



Constituent: Thallium Analysis Run 5/8/2023 1:55 PM View: Appendix IV
Plant Scherer Client: Southern Company Data: Scherer AP

Non-Parametric Confidence Interval

Compliance Limit is not exceeded. Per-well alpha = 0.01.



Constituent: Thallium Analysis Run 5/8/2023 1:55 PM View: Appendix IV
Plant Scherer Client: Southern Company Data: Scherer AP

Confidence Interval

Constituent: Antimony (mg/L) Analysis Run 5/8/2023 1:56 PM View: Appendix IV

Plant Scherer Client: Southern Company Data: Scherer AP

	SGWC-10	SGWC-13	SGWC-18	SGWC-19	SGWC-20	SGWC-21
5/11/2016	<0.002					
5/12/2016		<0.002			<0.002	<0.002
5/13/2016			<0.002	<0.002		
6/28/2016	0.0014 (J)	0.0004 (J)				
6/29/2016				<0.002	<0.002	<0.002
6/30/2016			0.0012 (J)			
8/17/2016	<0.002					
8/18/2016		<0.002				
8/22/2016			<0.002	<0.002	<0.002	<0.002
10/17/2016	<0.002	<0.002				
10/18/2016				<0.002	<0.002	<0.002
10/19/2016			<0.002			
12/6/2016	<0.002	<0.002				
12/7/2016			<0.002			<0.002
12/8/2016				<0.002	<0.002	
2/15/2017	<0.002	<0.002 (F1)				
2/16/2017			<0.002	<0.002	<0.002	<0.002
4/12/2017	<0.002	<0.002				
4/13/2017			<0.002	<0.002	<0.002	<0.002
6/27/2017	<0.002	<0.002				
6/28/2017			<0.002	<0.002	<0.002	<0.002
3/27/2018	<0.002	<0.002				
3/28/2018			<0.002	<0.002	<0.002	<0.002
10/8/2018		<0.002				<0.002
10/9/2018	<0.002			<0.002		
2/20/2019	<0.002	<0.002	<0.002	<0.002	<0.002	<0.002
2/18/2020					<0.002	<0.002
2/19/2020	<0.002	<0.002		<0.002		
2/20/2020			<0.002			
2/9/2021	<0.002	<0.002				
2/10/2021			<0.002	<0.002	<0.002	<0.002
8/18/2021			<0.002			<0.002
8/19/2021	<0.002	<0.002		<0.002	<0.002	
2/10/2022			<0.002			
2/11/2022	<0.002	<0.002		<0.002	<0.002	<0.002
8/18/2022		<0.002				
8/19/2022	<0.002					
8/22/2022				0.0021	0.0019 (J)	0.0019 (J)
8/23/2022			<0.002			
2/22/2023	<0.002		<0.002	<0.002	<0.002	
2/23/2023		<0.002				<0.002
Mean	0.001965	0.001906	0.00195	0.002006	0.001994	0.001994
Std. Dev.	0.0001455	0.0003881	0.0002	2.425E-05	2.5E-05	2.425E-05
Upper Lim.	0.002	0.002	0.002	0.0021	0.002	0.002
Lower Lim.	0.0014	0.0004	0.0012	0.002	0.0019	0.0019

Confidence Interval

Constituent: Antimony (mg/L) Analysis Run 5/8/2023 1:56 PM View: Appendix IV
Plant Scherer Client: Southern Company Data: Scherer AP

	SGWC-22	SGWC-23	SGWC-7
5/11/2016			<0.002
5/12/2016	<0.002	<0.002	
6/27/2016			0.0004 (J)
6/29/2016	<0.002	<0.002	
8/17/2016			<0.002
8/19/2016	<0.002	<0.002	
10/18/2016	<0.002	<0.002	<0.002
12/6/2016			<0.002
12/7/2016	<0.002	<0.002	
2/14/2017			<0.002
2/15/2017		<0.002	
2/16/2017	<0.002		
4/12/2017			<0.002
4/13/2017	<0.002	<0.002	
6/27/2017			<0.002
6/28/2017	<0.002	<0.002	
3/27/2018		<0.002	<0.002
3/28/2018	<0.002		
10/8/2018	<0.002	<0.002	
10/9/2018			<0.002
2/19/2019	<0.002	<0.002	
2/20/2019			<0.002
2/18/2020	<0.002	<0.002	<0.002
2/9/2021			<0.002
2/10/2021	<0.002	<0.002	
8/18/2021	<0.002	<0.002	<0.002
2/9/2022			<0.002
2/10/2022	<0.002	<0.002	
8/18/2022			<0.002
8/22/2022	0.0022	0.00098 (J)	
2/22/2023			<0.002
2/23/2023	<0.002	<0.002	
Mean	0.002012	0.00194	0.001906
Std. Dev.	4.851E-05	0.0002474	0.0003881
Upper Lim.	0.0022	0.002	0.002
Lower Lim.	0.002	0.00098	0.0004

Confidence Interval

Constituent: Arsenic (mg/L) Analysis Run 5/8/2023 1:56 PM View: Appendix IV

Plant Scherer Client: Southern Company Data: Scherer AP

	SGWC-10	SGWC-11	SGWC-12	SGWC-13	SGWC-14	SGWC-15
5/11/2016	<0.001	0.00103 (J)	<0.001			
5/12/2016				<0.001	<0.001	<0.0013
6/28/2016	<0.001	0.0011 (J)	0.001 (J)	<0.001	<0.001	0.0026 (J)
8/17/2016	<0.001	0.0011 (J)				
8/18/2016			0.00091 (J)	<0.001	<0.001	0.0015
10/17/2016	<0.001	0.0011 (J)	<0.001	<0.001	<0.001	
10/18/2016						0.0019
12/6/2016	<0.001	0.00072 (J)	<0.001	<0.001		
12/7/2016					<0.001	0.00079 (J)
2/15/2017	0.0005 (J)	0.0011 (J)	0.00076 (J)	<0.001	<0.001	0.00073 (J)
4/12/2017	<0.001	0.00076 (J)	0.00046 (J)	0.00047 (J)	0.00057 (J)	0.0009 (J)
6/27/2017	0.00074 (J)	0.0011 (J)	0.0011 (J)	0.00088 (J)	0.00058 (J)	0.0011 (J)
3/27/2018	<0.001	<0.001	<0.001	<0.001	<0.001	<0.0013
6/6/2018	<0.001	<0.001	<0.001			
6/7/2018				<0.001	<0.001	<0.0013
10/8/2018			0.0007 (J)	0.00069 (J)	0.0007 (J)	
10/9/2018	<0.001					
10/16/2018		<0.001				<0.0013
2/20/2019	<0.001	<0.001	<0.001	<0.001	<0.001	0.00075 (J)
4/1/2019	0.00059 (J)	0.0011 (J)	0.0012 (J)	0.0014	0.0012 (J)	0.0016
9/16/2019		<0.001	<0.001			
9/17/2019	<0.001			<0.001	<0.001	0.0008 (J)
2/18/2020		<0.001				
2/19/2020	<0.001		0.00032 (J)	<0.001	<0.001	0.001
3/25/2020	<0.001	<0.001				
3/26/2020			0.00032 (J)			
3/27/2020				<0.001	0.0014	0.0016
9/14/2020	<0.001	<0.001	<0.001	<0.001		
9/15/2020					<0.001	0.0014
2/9/2021	<0.001	<0.001	<0.001	<0.001	<0.001	0.0013
3/31/2021	<0.001					0.0012
4/6/2021					<0.001	
4/7/2021		<0.001	<0.001	<0.001		
8/19/2021	<0.001	<0.001		<0.001	<0.001	0.0014
8/20/2021			<0.001			
2/10/2022		<0.001	<0.001			
2/11/2022	<0.001			<0.001		0.0021
2/14/2022					<0.001	
8/18/2022		<0.001	<0.001	<0.001		
8/19/2022	<0.001				<0.001	0.00066 (J)
2/22/2023	<0.001	<0.001				
2/23/2023			<0.001	<0.001	<0.001	0.0012
Mean	0.0009491	0.001005	0.000903	0.0009757	0.0009761	0.001293
Std. Dev.	0.0001392	9.448E-05	0.0002341	0.0001563	0.0001703	0.0004664
Upper Lim.	0.001	0.00103	0.001	0.0014	0.0012	0.00142
Lower Lim.	0.00074	0.001	0.00091	0.00088	0.0007	0.0009042

Confidence Interval

Constituent: Arsenic (mg/L) Analysis Run 5/8/2023 1:56 PM View: Appendix IV

Plant Scherer Client: Southern Company Data: Scherer AP

	SGWC-16	SGWC-17	SGWC-18	SGWC-19	SGWC-20	SGWC-21
5/12/2016	<0.001	<0.001			<0.0013	<0.001
5/13/2016			0.00161 (J)	<0.001		
6/28/2016	<0.001					
6/29/2016		<0.001		<0.001	0.0018 (J)	<0.001
6/30/2016			0.004 (J)			
8/18/2016	<0.001	<0.001				
8/22/2016			0.0012 (J)	<0.001	0.001 (J)	<0.001
10/18/2016	<0.001			<0.001	0.00085 (J)	<0.001
10/19/2016		0.001045 (JD)	0.0019			
12/7/2016	<0.001	<0.001	0.0012 (J)			<0.001
12/8/2016				<0.001	<0.0013	
2/15/2017		0.00059 (J)				
2/16/2017	<0.001		0.00086 (J)	<0.001	<0.0013	<0.001
4/13/2017	<0.001	0.00066 (J)	0.00058 (J)	<0.001	<0.0013	<0.001
6/27/2017	0.00055 (J)	0.00075 (J)				
6/28/2017			0.0011 (J)	0.00068 (J)	0.00094 (J)	0.00076 (J)
3/27/2018	<0.001	<0.001				
3/28/2018			0.0015	<0.001	<0.0013	<0.001
6/7/2018	<0.001	<0.001			<0.0013	<0.001
6/8/2018			0.002	<0.001		
10/8/2018	0.00054 (J)	0.00075 (J)				<0.001
10/9/2018				0.00058 (J)		
10/18/2018			0.0031		<0.0013	
2/20/2019	<0.001	<0.001	0.003	<0.001	<0.0013	<0.001
4/2/2019	<0.001	<0.001	0.0027	<0.001	<0.0013	<0.001
9/17/2019	<0.001	<0.001	0.0029	<0.001	0.00037 (J)	<0.001
2/18/2020					0.00032 (J)	<0.001
2/19/2020	<0.001	<0.001		<0.001		
2/20/2020			0.0031			
3/23/2020				<0.001	0.0005 (J)	<0.001
3/24/2020		<0.001				
3/26/2020			0.0047			
3/27/2020	<0.001					
9/15/2020	<0.001	<0.001	0.0045	<0.001	0.00051 (J)	<0.001
2/9/2021	<0.001					
2/10/2021		0.00038 (J)	0.0033	<0.001	0.00059 (J)	<0.001
3/30/2021			0.0028	<0.001	0.00049 (J)	<0.001
4/1/2021	0.00033 (J)	<0.001				
8/18/2021		<0.001	0.0028			<0.001
8/19/2021	<0.001			<0.001	0.00066 (J)	
2/10/2022	<0.001		0.0043			
2/11/2022		<0.001		<0.001	0.00081 (J)	<0.001
8/22/2022				<0.001	0.00042 (J)	<0.001
8/23/2022			0.0021			
8/31/2022	<0.001	<0.001				
2/22/2023		<0.001	0.0015	<0.001	0.00046 (J)	
2/23/2023	<0.001					<0.001
Mean	0.0009313	0.0009207	0.002467	0.0009678	0.0009313	0.0009896
Std. Dev.	0.0001852	0.0001719	0.001198	0.0001077	0.0004224	5.004E-05
Upper Lim.	0.001	0.001	0.003094	0.001	0.0008289	0.001
Lower Lim.	0.00055	0.00075	0.001841	0.00068	0.0004932	0.00076

Confidence Interval

Constituent: Arsenic (mg/L) Analysis Run 5/8/2023 1:56 PM View: Appendix IV

Plant Scherer Client: Southern Company Data: Scherer AP

	SGWC-22	SGWC-23	SGWC-6	SGWC-7	SGWC-8	SGWC-9
5/11/2016			<0.001	<0.001	<0.001	<0.001
5/12/2016	<0.001	<0.001				
6/27/2016			<0.001	0.0009 (J)	<0.001	
6/29/2016	<0.001	<0.001				0.0009 (J)
8/17/2016			<0.001	0.0006 (J)	<0.001	
8/19/2016	<0.001	<0.001				
8/22/2016						<0.001
10/17/2016			<0.001		<0.001	
10/18/2016	<0.001	<0.001		<0.001		0.00074 (J)
12/6/2016			<0.001	<0.001	<0.001	
12/7/2016	<0.001	<0.001				0.00079 (J)
2/14/2017			0.0006 (J)	0.00059 (J)	0.0005 (J)	
2/15/2017		<0.001				
2/16/2017	<0.001					0.00056 (J)
4/12/2017			0.00046 (J)	0.00058 (J)	<0.001	
4/13/2017	0.0006 (J)	0.00061 (J)				0.00079 (J)
6/27/2017			<0.001	<0.001	0.00076 (J)	0.0011 (J)
6/28/2017	0.00089 (J)	0.00079 (J)				
3/27/2018		<0.001	<0.001	<0.001	<0.001	
3/28/2018	<0.001					<0.001
6/6/2018			<0.001	<0.001	<0.001	<0.001
6/7/2018	<0.001	<0.001				
10/8/2018	<0.001	<0.001	<0.001			
10/9/2018				0.00057 (J)	0.00053 (J)	0.00068 (J)
2/19/2019	<0.001	<0.001				
2/20/2019			<0.001	<0.001	<0.001	<0.001
4/1/2019				<0.001	0.001 (J)	<0.001
4/2/2019	<0.001	<0.001	<0.001			
9/16/2019			<0.001			<0.001
9/17/2019				<0.001	0.00035 (J)	
9/18/2019	0.00035 (J)	<0.001				
2/18/2020	0.00034 (J)	<0.001	<0.001	<0.001	<0.001	
2/19/2020						0.00039 (J)
3/24/2020	<0.001	<0.001				
3/25/2020			0.00044 (J)		0.00063 (J)	<0.001
3/26/2020				<0.001		
9/14/2020			<0.001	<0.001	<0.001	<0.001
9/15/2020	<0.001	<0.001				
2/9/2021			<0.001	<0.001	<0.001	<0.001
2/10/2021	<0.001	<0.001				
3/31/2021	<0.001	<0.001				0.00033 (J)
4/1/2021			<0.001	0.00044 (J)	<0.001	
8/18/2021	<0.001	<0.001	<0.001	<0.001	<0.001	
8/19/2021						<0.001
2/9/2022			<0.001	<0.001		
2/10/2022	0.00031 (J)	<0.001			<0.001	<0.001
8/18/2022				<0.001	<0.001	<0.001
8/19/2022			<0.001			
8/22/2022	0.00044 (J)	<0.001				
2/22/2023			<0.001	<0.001	<0.001	<0.001
2/23/2023	<0.001	<0.001				
Mean	0.0008665	0.0009739	0.0009348	0.0008991	0.000903	0.0008817

Confidence Interval

Constituent: Arsenic (mg/L) Analysis Run 5/8/2023 1:56 PM View: Appendix IV
Plant Scherer Client: Southern Company Data: Scherer AP

	SGWC-22	SGWC-23	SGWC-6	SGWC-7	SGWC-8	SGWC-9
Std. Dev.	0.0002532	9.059E-05	0.0001742	0.0001882	0.0001991	0.0002101
Upper Lim.	0.001	0.001	0.001	0.001	0.001	0.001
Lower Lim.	0.00089	0.00079	0.0006	0.0009	0.001	0.00079

Confidence Interval

Constituent: Arsenic (mg/L) Analysis Run 5/8/2023 1:56 PM View: Appendix IV

Plant Scherer Client: Southern Company Data: Scherer AP

	PZ-421
10/18/2018	<0.001
2/9/2022	<0.001
8/22/2022	0.00049 (J)
2/23/2023	<0.001
Mean	0.0008725
Std. Dev.	0.000255
Upper Lim.	0.001
Lower Lim.	0.00049

Confidence Interval

Constituent: Barium (mg/L) Analysis Run 5/8/2023 1:56 PM View: Appendix IV

Plant Scherer Client: Southern Company Data: Scherer AP

	SGWC-10	SGWC-11	SGWC-12	SGWC-13	SGWC-14	SGWC-15
5/11/2016	0.0294	0.038	0.0324			
5/12/2016				0.0198	0.067	0.041
6/28/2016	0.0293	0.0363	0.0321	0.0208	0.0668	0.0435
8/17/2016	0.029	0.033				
8/18/2016			0.03	0.022	0.06	0.043
10/17/2016	0.027	0.035	0.032	0.024	0.06	
10/18/2016						0.041
12/6/2016	0.03	0.035	0.032	0.025		
12/7/2016					0.063	0.042
2/15/2017	0.025	0.036	0.036	0.026	0.061	0.038
4/12/2017	0.028	0.038	0.037	0.029	0.062	0.038
6/27/2017	0.034	0.042	0.042	0.031	0.06	0.041
3/27/2018	0.031	0.039	0.043	0.029	0.055	0.035
6/6/2018	0.027	0.041	0.048			
6/7/2018				0.032	0.057	0.035
10/8/2018			0.049	0.033	0.053	
10/9/2018	0.032					
10/16/2018		0.037				0.031
2/20/2019	0.036	0.044	0.054	0.041	0.053	0.036
4/1/2019	0.039	0.041	0.051	0.038	0.054	0.034
9/16/2019		0.045	0.052			
9/17/2019	0.029			0.036	0.048	0.034
2/18/2020		0.044				
2/19/2020	0.027		0.053	0.033	0.047	0.031
3/25/2020	0.036	0.046				
3/26/2020			0.051			
3/27/2020				0.034	0.049	0.028
9/14/2020	0.027	0.042	0.057	0.039		
9/15/2020					0.05	0.031
2/9/2021	0.028	0.043	0.058	0.036	0.046	0.029
3/31/2021	0.036					0.028
4/6/2021					0.048	
4/7/2021		0.046	0.058	0.037		
8/19/2021	0.025	0.045		0.036	0.042	0.027
8/20/2021			0.057			
2/10/2022		0.045	0.057			
2/11/2022	0.025			0.034		0.027
2/14/2022					0.047	
8/18/2022		0.044	0.056	0.036		
8/19/2022	0.027				0.048	0.025
2/22/2023	0.038	0.044				
2/23/2023			0.058	0.035	0.038	0.023
Mean	0.0302	0.04084	0.04676	0.03159	0.05369	0.03398
Std. Dev.	0.004285	0.004048	0.01028	0.006077	0.00785	0.006195
Upper Lim.	0.03245	0.04296	0.057	0.03477	0.05779	0.03722
Lower Lim.	0.02796	0.03872	0.036	0.02841	0.04958	0.03074

Confidence Interval

Constituent: Barium (mg/L) Analysis Run 5/8/2023 1:56 PM View: Appendix IV

Plant Scherer Client: Southern Company Data: Scherer AP

	SGWC-16	SGWC-17	SGWC-18	SGWC-19	SGWC-20	SGWC-21
5/12/2016	0.0163	0.0157			0.0436	0.0914
5/13/2016			0.0138	0.0507		
6/28/2016	0.0165					
6/29/2016		0.0161 (J)		0.0485	0.0466	0.0933
6/30/2016			0.0145 (J)			
8/18/2016	0.017	0.016				
8/22/2016			0.014	0.044	0.038	0.086
10/18/2016	0.017			0.042	0.039	0.093
10/19/2016		0.021 (D)	0.016			
12/7/2016	0.017	0.018	0.015			0.096
12/8/2016				0.045	0.038	
2/15/2017		0.02				
2/16/2017	0.017		0.013	0.04	0.034	0.091
4/13/2017	0.019	0.019	0.012	0.037	0.028	0.088
6/27/2017	0.02	0.019				
6/28/2017			0.012	0.04	0.03	0.094
3/27/2018	0.021	0.02				
3/28/2018			0.029	0.034	0.027	0.09
6/7/2018	0.022	0.02			0.029	0.092
6/8/2018			0.032	0.035		
10/8/2018	0.025	0.021				0.092
10/9/2018				0.037		
10/18/2018			0.033		0.027	
2/20/2019	0.027	0.023	0.034	0.036	0.03	0.1
4/2/2019	0.023	0.02	0.028	0.03	0.023	0.087
9/17/2019	0.029	0.025	0.026	0.035	0.025	0.097
2/18/2020					0.023	0.11
2/19/2020	0.029	0.022		0.034		
2/20/2020			0.023			
3/23/2020				0.032	0.024	0.1
3/24/2020		0.024				
3/26/2020			0.02			
3/27/2020	0.027					
9/15/2020	0.031	0.025	0.02	0.034	0.024	0.13
2/9/2021	0.03					
2/10/2021		0.023	0.016	0.031	0.023	0.12
3/30/2021			0.015	0.03	0.021	0.12
4/1/2021	0.029	0.022				
8/18/2021		0.024	0.022			0.12
8/19/2021	0.029			0.027	0.02	
2/10/2022	0.034		0.013			
2/11/2022		0.025		0.032	0.022	0.11
8/22/2022				0.023	0.021	0.1
8/23/2022			0.012			
8/31/2022	0.033	0.033				
2/22/2023		0.024	0.0098 (J)	0.022	0.018	
2/23/2023	0.035					0.1
Mean	0.02451	0.02156	0.01927	0.03562	0.02844	0.1
Std. Dev.	0.006276	0.003814	0.007602	0.007302	0.007882	0.01233
Upper Lim.	0.0278	0.02355	0.02256	0.03944	0.03257	0.1056
Lower Lim.	0.02123	0.01956	0.01501	0.0318	0.02432	0.09344

Confidence Interval

Constituent: Barium (mg/L) Analysis Run 5/8/2023 1:56 PM View: Appendix IV

Plant Scherer Client: Southern Company Data: Scherer AP

	SGWC-22	SGWC-23	SGWC-6	SGWC-7	SGWC-8	SGWC-9
5/11/2016			0.0933	0.295	0.251	0.0494
5/12/2016	0.1	0.0959				
6/27/2016			0.101	0.353	0.205	
6/29/2016	0.0991	0.0957				0.0535
8/17/2016			0.094	0.29	0.16	
8/19/2016	0.096	0.093				
8/22/2016						0.049
10/17/2016			0.11		0.17	
10/18/2016	0.096	0.093		0.29		0.049
12/6/2016			0.11	0.31	0.16	
12/7/2016	0.09	0.09				0.048
2/14/2017			0.056	0.3	0.18	
2/15/2017		0.09				
2/16/2017	0.091					0.056
4/12/2017			0.048	0.3	0.18	
4/13/2017	0.091	0.081				0.063
6/27/2017			0.058	0.36	0.18	0.067
6/28/2017	0.1	0.085				
3/27/2018		0.076	0.021	0.27	0.17	
3/28/2018	0.084					0.069
6/6/2018			0.014	0.24	0.18	0.069
6/7/2018	0.084	0.082				
10/8/2018	0.084	0.077	0.069			
10/9/2018				0.28	0.17	0.077
2/19/2019	0.075	0.064				
2/20/2019			0.052	0.28	0.2	0.077
4/1/2019				0.24	0.19	0.071
4/2/2019	0.076	0.068	0.069			
9/16/2019			0.13			0.077
9/17/2019				0.23	0.19	
9/18/2019	0.078	0.068				
2/18/2020	0.085	0.065	0.083	0.25	0.17	
2/19/2020						0.065
3/24/2020	0.081	0.065				
3/25/2020			0.12		0.19	0.066
3/26/2020				0.23		
9/14/2020			0.14	0.27	0.18	0.059
9/15/2020	0.083	0.064				
2/9/2021			0.12	0.26	0.18	0.054
2/10/2021	0.078	0.066				
3/31/2021	0.072	0.059				0.061
4/1/2021			0.12	0.26	0.17	
8/18/2021	0.074	0.056	0.13	0.24	0.16	
8/19/2021						0.043
2/9/2022			0.13	0.21		
2/10/2022	0.07	0.064			0.18	0.047
8/18/2022				0.2	0.16	0.05
8/19/2022			0.15			
8/22/2022	0.075	0.056				
2/22/2023			0.12	0.22	0.13	0.044
2/23/2023	0.082	0.06				
Mean	0.08453	0.0745	0.09297	0.2686	0.1785	0.0593

Confidence Interval

Constituent: Barium (mg/L) Analysis Run 5/8/2023 1:56 PM View: Appendix IV
Plant Scherer Client: Southern Company Data: Scherer AP

	SGWC-22	SGWC-23	SGWC-6	SGWC-7	SGWC-8	SGWC-9
Std. Dev.	0.009314	0.01364	0.0382	0.04127	0.02227	0.01101
Upper Lim.	0.0894	0.08164	0.1129	0.2902	0.1894	0.06506
Lower Lim.	0.07965	0.06737	0.07299	0.247	0.1667	0.05354

Confidence Interval

Constituent: Barium (mg/L) Analysis Run 5/8/2023 1:56 PM View: Appendix IV

Plant Scherer Client: Southern Company Data: Scherer AP

	PZ-41S	PZ-43S	PZ-39S	PZ-44I	PZ-17I	PZ-40I
10/16/2018				0.014		
10/17/2018			0.02			
10/18/2018	0.059	0.12			0.055	0.089
2/9/2022	0.026	0.085	0.04	0.0078 (J)	0.06	
2/10/2022						0.042
8/23/2022			0.039			0.055
8/24/2022	0.025	0.07		0.0079 (J)	0.058	
2/23/2023	0.026				0.062	
2/24/2023		0.076	0.045			0.039
2/28/2023				0.008 (J)		
Mean	0.034	0.08775	0.036	0.009425	0.05875	0.05625
Std. Dev.	0.01667	0.02237	0.01098	0.003051	0.002986	0.02291
Upper Lim.	0.059	0.1385	0.06094	0.014	0.06553	0.1083
Lower Lim.	0.025	0.03697	0.01106	0.0078	0.05197	0.004234

Confidence Interval

Constituent: Barium (mg/L) Analysis Run 5/8/2023 1:56 PM View: Appendix IV
Plant Scherer Client: Southern Company Data: Scherer AP

	PZ-421
10/18/2018	0.1
2/9/2022	0.056
8/22/2022	0.052
2/23/2023	0.052
Mean	0.065
Std. Dev.	0.02341
Upper Lim.	0.1
Lower Lim.	0.052

Confidence Interval

Constituent: Beryllium (mg/L) Analysis Run 5/8/2023 1:56 PM View: Appendix IV
 Plant Scherer Client: Southern Company Data: Scherer AP

	SGWC-10	SGWC-14	SGWC-15	SGWC-17	SGWC-18	SGWC-19
5/11/2016	<0.0025					
5/12/2016		<0.0025	<0.0025	<0.0025		
5/13/2016					<0.0025	<0.0025
6/28/2016	<0.0025	<0.0025	0.0003 (J)			
6/29/2016				<0.0025		0.0002 (J)
6/30/2016					0.0003 (J)	
8/17/2016	<0.0025					
8/18/2016		<0.0025	0.00037 (J)	<0.0025		
8/22/2016					<0.0025	<0.0025
10/17/2016	<0.0025	<0.0025				
10/18/2016			<0.0025			<0.0025
10/19/2016				<0.0025	<0.0025	
12/6/2016	<0.0025					
12/7/2016		<0.0025	<0.0025	<0.0025	<0.0025	
12/8/2016						<0.0025
2/15/2017	<0.0025	<0.0025	0.00037 (J)	<0.0025		
2/16/2017					<0.0025	<0.0025
4/12/2017	<0.0025	<0.0025	0.00035 (J)			
4/13/2017				<0.0025	<0.0025	<0.0025
6/27/2017	<0.0025	<0.0025	0.0004 (J)	<0.0025		
6/28/2017					<0.0025	<0.0025
3/27/2018	<0.0025	<0.0025	0.00041 (J)	<0.0025		
3/28/2018					0.00036 (J)	<0.0025
6/6/2018	<0.0025					
6/7/2018		<0.0025	0.00038 (J)	<0.0025		
6/8/2018					0.00035 (J)	<0.0025
10/8/2018		<0.0025		<0.0025		
10/9/2018	<0.0025					<0.0025
10/16/2018			0.0004 (J)			
10/18/2018					<0.0025	
2/20/2019	<0.0025	<0.0025	0.00042 (J)	<0.0025	0.00033 (J)	0.00016 (J)
4/1/2019	<0.0025	<0.0025	0.00034 (J)			
4/2/2019				<0.0025	<0.0025	<0.0025
9/17/2019	<0.0025	<0.0025	0.00046 (J)	<0.0025	0.00035 (J)	<0.0025
2/19/2020	0.00026 (J)	<0.0025	0.00045 (J)	<0.0025		<0.0025
2/20/2020					0.00049 (J)	
3/23/2020						<0.0025
3/24/2020				<0.0025		
3/25/2020	<0.0025					
3/26/2020					0.00033 (J)	
3/27/2020		0.00053 (J)	0.00059 (J)			
9/14/2020	<0.0025					
9/15/2020		0.0002 (J)	0.00053 (J)	<0.0025	0.0003 (J)	0.00018 (J)
2/9/2021	<0.0025	<0.0025	0.00044 (J)			
2/10/2021				0.00028 (J)	0.00036 (J)	0.00019 (J)
3/30/2021					0.00025 (J)	0.00018 (J)
3/31/2021	<0.0025		0.00045 (J)			
4/1/2021				<0.0025		
4/6/2021		<0.0025				
8/18/2021				<0.0025	0.00035 (J)	
8/19/2021	<0.0025	<0.0025	0.00033 (J)			<0.0025
2/10/2022					<0.0025	

Confidence Interval

Constituent: Beryllium (mg/L) Analysis Run 5/8/2023 1:56 PM View: Appendix IV
Plant Scherer Client: Southern Company Data: Scherer AP

	SGWC-10	SGWC-14	SGWC-15	SGWC-17	SGWC-18	SGWC-19
2/11/2022	<0.0025		0.0004 (J)	<0.0025		<0.0025
2/14/2022		<0.0025				
8/19/2022	<0.0025	<0.0025	0.00039 (J)			
8/22/2022						<0.0025
8/23/2022					<0.0025	
8/31/2022				<0.0025		
2/22/2023	<0.0025			<0.0025	<0.0025	<0.0025
2/23/2023		<0.0025	0.00038 (J)			
Mean	0.002403	0.002314	0.0005178	0.002403	0.001468	0.001996
Std. Dev.	0.0004671	0.0006171	0.0002966	0.0004629	0.001103	0.0009776
Upper Lim.	0.0025	0.0025	0.00046	0.0025	0.0025	0.0025
Lower Lim.	0.00026	0.00053	0.00037	0.00028	0.00035	0.0002

Confidence Interval

Constituent: Beryllium (mg/L) Analysis Run 5/8/2023 1:56 PM View: Appendix IV

Plant Scherer Client: Southern Company Data: Scherer AP

	SGWC-20	SGWC-22	SGWC-6	SGWC-8
5/11/2016			<0.0025	<0.0025
5/12/2016	0.000742 (J)	<0.0025		
6/27/2016			<0.0025	<0.0025
6/29/2016	0.0007 (J)	<0.0025		
8/17/2016			<0.0025	<0.0025
8/19/2016		<0.0025		
8/22/2016	0.00074 (J)			
10/17/2016			<0.0025	<0.0025
10/18/2016	0.00075 (J)	<0.0025		
12/6/2016			<0.0025	<0.0025
12/7/2016		<0.0025		
12/8/2016	0.00093 (J)			
2/14/2017			<0.0025	<0.0025
2/16/2017	0.00091 (J)	<0.0025		
4/12/2017			<0.0025	<0.0025
4/13/2017	0.00065 (J)	<0.0025		
6/27/2017			<0.0025	<0.0025
6/28/2017	0.00073 (J)	<0.0025		
3/27/2018			<0.0025	<0.0025
3/28/2018	0.00079 (J)	<0.0025		
6/6/2018			<0.0025	<0.0025
6/7/2018	0.00086 (J)	<0.0025		
10/8/2018		<0.0025	<0.0025	
10/9/2018				<0.0025
10/18/2018	0.00079 (J)			
2/19/2019		<0.0025		
2/20/2019	0.00077 (J)		<0.0025	<0.0025
4/1/2019				<0.0025
4/2/2019	0.00043 (J)	<0.0025	<0.0025	
9/16/2019			<0.0025	
9/17/2019	0.00057 (J)			0.00019 (J)
9/18/2019		<0.0025		
2/18/2020	0.00052 (J)	<0.0025	<0.0025	<0.0025
3/23/2020	0.00077 (J)			
3/24/2020		<0.0025		
3/25/2020			0.0002 (J)	0.0003 (J)
9/14/2020			<0.0025	<0.0025
9/15/2020	0.00078 (J)	0.00033 (J)		
2/9/2021			<0.0025	<0.0025
2/10/2021	0.0009 (J)	<0.0025		
3/30/2021	0.00058 (J)			
3/31/2021		<0.0025		
4/1/2021			<0.0025	<0.0025
8/18/2021		<0.0025	<0.0025	<0.0025
8/19/2021	0.00091 (J)			
2/9/2022			<0.0025	
2/10/2022		<0.0025		<0.0025
2/11/2022	0.00074 (J)			
8/18/2022				<0.0025
8/19/2022			<0.0025	
8/22/2022	0.00062 (J)	<0.0025		
2/22/2023	0.00044 (J)		<0.0025	<0.0025

Confidence Interval

Constituent: Beryllium (mg/L) Analysis Run 5/8/2023 1:56 PM View: Appendix IV
Plant Scherer Client: Southern Company Data: Scherer AP

	SGWC-20	SGWC-22	SGWC-6	SGWC-8
2/23/2023		<0.0025		
Mean	0.0007227	0.002406	0.0024	0.002304
Std. Dev.	0.0001428	0.0004525	0.0004796	0.0006499
Upper Lim.	0.0007974	0.0025	0.0025	0.0025
Lower Lim.	0.000648	0.00033	0.0002	0.0003

Confidence Interval

Constituent: Cadmium (mg/L) Analysis Run 5/8/2023 1:56 PM View: Appendix IV

Plant Scherer Client: Southern Company Data: Scherer AP

	SGWC-11	SGWC-14	SGWC-15	SGWC-18	SGWC-19	SGWC-20
5/11/2016	<0.0025					
5/12/2016		0.000136 (J)	0.000265 (J)			0.000108 (J)
5/13/2016				0.00016 (J)	<0.0025	
6/28/2016	<0.0025	<0.0025	0.0003 (J)			
6/29/2016					<0.0025	0.0001 (J)
6/30/2016				0.0002 (J)		
8/17/2016	<0.0025					
8/18/2016		<0.0025	<0.0025			
8/22/2016				<0.0025	<0.0025	<0.0025
10/17/2016	<0.0025	<0.0025				
10/18/2016			<0.0025		<0.0025	<0.0025
10/19/2016				<0.0025		
12/6/2016	<0.0025					
12/7/2016		<0.0025	<0.0025	<0.0025		
12/8/2016					<0.0025	<0.0025
2/15/2017	<0.0025	<0.0025	0.00044 (J)			
2/16/2017				<0.0025	0.00036 (J)	<0.0025
4/12/2017	<0.0025	<0.0025	<0.0025			
4/13/2017				<0.0025	<0.0025	<0.0025
6/27/2017	<0.0025	<0.0025	<0.0025			
6/28/2017				<0.0025	<0.0025	<0.0025
3/27/2018	<0.0025	<0.0025	<0.0025			
3/28/2018				<0.0025	<0.0025	<0.0025
10/8/2018		<0.0025				
10/9/2018					<0.0025	
10/16/2018	<0.0025		<0.0025			
10/18/2018				<0.0025		<0.0025
2/20/2019	<0.0025	<0.0025	0.00033 (J)	0.00023 (J)	<0.0025	<0.0025
4/1/2019	<0.0025	<0.0025	<0.0025			
4/2/2019				<0.0025	<0.0025	<0.0025
9/16/2019	<0.0025					
9/17/2019		<0.0025	0.00034 (J)	0.00018 (J)	<0.0025	<0.0025
2/18/2020	<0.0025					<0.0025
2/19/2020		<0.0025	0.0003 (J)		<0.0025	
2/20/2020				0.00032 (J)		
3/23/2020					<0.0025	<0.0025
3/25/2020	<0.0025					
3/26/2020				<0.0025		
3/27/2020		0.00057 (J)	0.00042 (J)			
9/14/2020	<0.0025					
9/15/2020		<0.0025	0.00032 (J)	<0.0025	<0.0025	<0.0025
2/9/2021	<0.0025	<0.0025	0.0003 (J)			
2/10/2021				0.00035 (J)	<0.0025	<0.0025
3/30/2021				<0.0025	<0.0025	<0.0025
3/31/2021			0.00027 (J)			
4/6/2021		<0.0025				
4/7/2021	<0.0025					
8/18/2021				<0.0025		
8/19/2021	0.00022 (J)	<0.0025	0.00026 (J)		<0.0025	<0.0025
2/10/2022	<0.0025			<0.0025		
2/11/2022			0.00024 (J)		<0.0025	<0.0025
2/14/2022		<0.0025				

Confidence Interval

Constituent: Cadmium (mg/L) Analysis Run 5/8/2023 1:56 PM View: Appendix IV
Plant Scherer Client: Southern Company Data: Scherer AP

	SGWC-11	SGWC-14	SGWC-15	SGWC-18	SGWC-19	SGWC-20
8/18/2022	<0.0025					
8/19/2022		<0.0025	0.00024 (J)			
8/22/2022					<0.0025	<0.0025
8/23/2022				<0.0025		
2/22/2023	<0.0025			<0.0025	<0.0025	<0.0025
2/23/2023		<0.0025	0.00023 (J)			
Mean	0.002396	0.002305	0.001102	0.001884	0.002403	0.002282
Std. Dev.	0.0004861	0.0006353	0.001082	0.001031	0.0004562	0.000705
Upper Lim.	0.0025	0.0025	0.0025	0.0025	0.0025	0.0025
Lower Lim.	0.00022	0.00057	0.00027	0.00035	0.00036	0.000108

Confidence Interval

Constituent: Cadmium (mg/L) Analysis Run 5/8/2023 1:56 PM View: Appendix IV

Plant Scherer Client: Southern Company Data: Scherer AP

	SGWC-21	SGWC-6	SGWC-8
5/11/2016		<0.0025	<0.0025
5/12/2016	<0.0025		
6/27/2016		<0.0025	<0.0025
6/29/2016	<0.0025		
8/17/2016		<0.0025	<0.0025
8/22/2016	<0.0025		
10/17/2016		<0.0025	<0.0025
10/18/2016	<0.0025		
12/6/2016		<0.0025	<0.0025
12/7/2016	<0.0025		
2/14/2017		<0.0025	<0.0025
2/16/2017	0.00039 (J)		
4/12/2017		<0.0025	<0.0025
4/13/2017	<0.0025		
6/27/2017		<0.0025	<0.0025
6/28/2017	<0.0025		
3/27/2018		<0.0025	<0.0025
3/28/2018	<0.0025		
10/8/2018	<0.0025	<0.0025	
10/9/2018			<0.0025
2/20/2019	<0.0025	<0.0025	<0.0025
4/1/2019			<0.0025
4/2/2019	<0.0025	<0.0025	
9/16/2019		<0.0025	
9/17/2019	<0.0025		<0.0025
2/18/2020	<0.0025	<0.0025	<0.0025
3/23/2020	<0.0025		
3/25/2020		0.00022 (J)	0.00031 (J)
9/14/2020		<0.0025	<0.0025
9/15/2020	<0.0025		
2/9/2021		<0.0025	<0.0025
2/10/2021	<0.0025		
3/30/2021	<0.0025		
4/1/2021		<0.0025	<0.0025
8/18/2021	<0.0025	<0.0025	<0.0025
2/9/2022		<0.0025	
2/10/2022			<0.0025
2/11/2022	<0.0025		
8/18/2022			<0.0025
8/19/2022		<0.0025	
8/22/2022	<0.0025		
2/22/2023		<0.0025	<0.0025
2/23/2023	<0.0025		
Mean	0.002404	0.002396	0.0024
Std. Dev.	0.0004499	0.0004861	0.0004669
Upper Lim.	0.0025	0.0025	0.0025
Lower Lim.	0.00039	0.00022	0.00031

Confidence Interval

Constituent: Chromium (mg/L) Analysis Run 5/8/2023 1:56 PM View: Appendix IV

Plant Scherer Client: Southern Company Data: Scherer AP

	SGWC-12	SGWC-13	SGWC-14	SGWC-15	SGWC-16	SGWC-17
5/11/2016	<0.002					
5/12/2016		<0.002	<0.002	0.0335	0.00943 (J)	0.0077 (J)
6/28/2016	<0.002	<0.002	0.0008 (J)	0.0339	0.0093 (J)	
6/29/2016						0.0036 (J)
8/18/2016	<0.002	<0.002	<0.002	0.034	0.0085	0.0027
10/17/2016	0.0023 (J)	<0.002	0.0012 (J)			
10/18/2016				0.033	0.0088	
10/19/2016						0.00335 (JD)
12/6/2016	<0.002	<0.002				
12/7/2016			0.0012 (J)	0.032	0.0079	0.0027
2/15/2017	<0.002	<0.002	<0.002	0.03		0.0044
2/16/2017					0.0097	
4/12/2017	<0.002	<0.002	<0.002	0.035		
4/13/2017					0.0098	0.0047
6/27/2017	<0.002	<0.002	<0.002	0.035	0.0096	0.0029
3/27/2018	<0.002	<0.002	<0.002	0.031	0.0098	0.0045
6/6/2018	<0.002					
6/7/2018		<0.002	<0.002	0.032	0.01	0.0083
10/8/2018	<0.002	<0.002	<0.002		0.013	0.0055
10/16/2018				0.032		
2/20/2019	<0.002	<0.002	0.0016 (J)	0.038	0.013	0.0061
4/1/2019	<0.002	<0.002	<0.002	0.032		
4/2/2019					0.01	0.004
9/16/2019	<0.002					
9/17/2019		0.0017 (J)	0.0026	0.037	0.013	0.0078
2/19/2020	<0.002	<0.002	<0.002	0.038	0.014	0.0045
3/24/2020						0.0079
3/26/2020	<0.002					
3/27/2020		<0.002	0.0019 (J)	0.034	0.011	
9/14/2020	<0.002	<0.002				
9/15/2020			<0.002	0.034	0.012	0.0091
2/9/2021	<0.002	<0.002	<0.002	0.035	0.012	
2/10/2021						0.008
3/31/2021				0.034		
4/1/2021					0.012	0.0046
4/6/2021			<0.002			
4/7/2021	<0.002	<0.002				
8/18/2021						0.012
8/19/2021		<0.002	<0.002	0.032	0.011	
8/20/2021	<0.002					
2/10/2022	<0.002				0.012	
2/11/2022		<0.002		0.032		0.0079
2/14/2022			<0.002			
8/18/2022	<0.002	<0.002				
8/19/2022			0.0066	0.032		
8/31/2022					0.012	0.0088
2/22/2023						0.0084
2/23/2023	<0.002	<0.002	<0.002	0.029	0.012	
Mean	0.002013	0.001987	0.002083	0.03341	0.01086	0.006063
Std. Dev.	6.255E-05	6.255E-05	0.00105	0.002288	0.001667	0.002531
Upper Lim.	0.0023	0.002	0.0026	0.03461	0.01173	0.007387
Lower Lim.	0.002	0.0017	0.0019	0.03221	0.00999	0.004739

Confidence Interval

Constituent: Chromium (mg/L) Analysis Run 5/8/2023 1:56 PM View: Appendix IV

Plant Scherer Client: Southern Company Data: Scherer AP

	SGWC-18	SGWC-19	SGWC-20	SGWC-21	SGWC-22	SGWC-23
5/12/2016			<0.002	<0.002	<0.002	<0.002
5/13/2016	0.00771 (J)	0.0151				
6/29/2016		0.0141	0.0009 (J)	0.0012 (J)	0.0007 (J)	0.0013 (J)
6/30/2016	0.007 (J)					
8/19/2016					<0.002	<0.002
8/22/2016	0.007	0.015	<0.002	<0.002		
10/18/2016		0.013	<0.002	<0.002	<0.002	<0.002
10/19/2016	0.0064					
12/7/2016	0.0063			<0.002	<0.002	<0.002
12/8/2016		0.013	<0.002			
2/15/2017						<0.002
2/16/2017	0.007	0.015	<0.002	<0.002	<0.002	
4/13/2017	0.0061	0.016	<0.002	<0.002	<0.002	0.0014 (J)
6/28/2017	0.0059	0.016	<0.002	<0.002	<0.002	0.0025
3/27/2018						0.0012 (J)
3/28/2018	0.0082	0.014	<0.002	<0.002	<0.002	
6/7/2018			<0.002	<0.002	<0.002	<0.002
6/8/2018	0.0086	0.015				
10/8/2018				<0.002	0.0012 (J)	0.0017 (J)
10/9/2018		0.017				
10/18/2018	0.009		<0.002			
2/19/2019					<0.002	<0.002
2/20/2019	0.011	0.017	<0.002	0.0015 (J)		
4/2/2019	0.0092	0.014	<0.002	<0.002	0.0012 (J)	0.0011 (J)
9/17/2019	0.011	0.017	0.0022 (J)	0.0016 (J)		
9/18/2019					0.0024 (J)	0.0024 (J)
2/18/2020			<0.002	<0.002	0.0015 (J)	<0.002
2/19/2020		0.017				
2/20/2020	0.011					
3/23/2020		0.015	<0.002	<0.002		
3/24/2020					<0.002	<0.002
3/26/2020	0.0096					
9/15/2020	0.01	0.015	<0.002	0.002	0.0025	0.0017 (J)
2/10/2021	0.01	0.015	<0.002	<0.002	0.0015 (J)	0.0017 (J)
3/30/2021	0.0098	0.014	<0.002	<0.002		
3/31/2021					<0.002	0.0016 (J)
8/18/2021	0.019			0.0022	<0.002	0.0019 (J)
8/19/2021		0.014	<0.002			
2/10/2022	0.01				<0.002	0.0015 (J)
2/11/2022		0.015	<0.002	<0.002		
8/22/2022		0.013	<0.002	0.0016 (J)	0.0022	0.0017 (J)
8/23/2022	0.0095					
2/22/2023	0.0096	0.013	<0.002			
2/23/2023				<0.002	<0.002	0.0016 (J)
Mean	0.009083	0.01488	0.001961	0.001917	0.001878	0.001796
Std. Dev.	0.002722	0.001323	0.000235	0.0002229	0.0004033	0.0003496
Upper Lim.	0.01006	0.01557	0.0022	0.002	0.0022	0.0017
Lower Lim.	0.007644	0.01419	0.0009	0.002	0.0015	0.001317

Confidence Interval

Constituent: Chromium (mg/L) Analysis Run 5/8/2023 1:56 PM View: Appendix IV
 Plant Scherer Client: Southern Company Data: Scherer AP

	SGWC-7	SGWC-8	PZ-41S	PZ-43S	PZ-44I	PZ-17I
5/11/2016	<0.002	<0.002				
6/27/2016	<0.002	<0.002				
8/17/2016	<0.002	<0.002				
10/17/2016		<0.002				
10/18/2016	<0.002					
12/6/2016	<0.002	<0.002				
2/14/2017	<0.002	<0.002				
4/12/2017	<0.002	0.0011 (J)				
6/27/2017	<0.002	<0.002				
3/27/2018	<0.002	0.0012 (J)				
6/6/2018	<0.002	0.0013 (J)				
10/9/2018	<0.002	0.0016 (J)				
10/16/2018					0.0046	
10/18/2018			<0.0025	<0.002		0.0049
2/20/2019	<0.002	0.0021 (J)				
4/1/2019	<0.002	0.0013 (J)				
9/17/2019	<0.002	0.0031				
2/18/2020	<0.002	0.0015 (J)				
3/25/2020		<0.002				
3/26/2020	<0.002					
9/14/2020	<0.002	<0.002				
2/9/2021	<0.002	<0.002				
4/1/2021	<0.002	<0.002				
8/18/2021	0.0026	<0.002				
2/9/2022	<0.002		0.0058	<0.002	<0.002	0.0036
2/10/2022		<0.002				
8/18/2022	<0.002	0.055 (o)				
8/24/2022			0.0051	<0.002	<0.002	0.0037
2/22/2023	<0.002	0.0023				
2/23/2023			0.0059			0.0042
2/24/2023				0.002		
2/28/2023					<0.002	
Mean	0.002026	0.001886	0.004825	0.002	0.00265	0.0041
Std. Dev.	0.0001251	0.0004291	0.00159	4.7E-11	0.0013	0.0005944
Upper Lim.	0.0026	0.0021	0.007952	0.002	0.0046	0.00545
Lower Lim.	0.002	0.0016	0.001698	0.002	0.002	0.00275

Confidence Interval

Constituent: Chromium (mg/L) Analysis Run 5/8/2023 1:56 PM View: Appendix IV
Plant Scherer Client: Southern Company Data: Scherer AP

	PZ-421
10/18/2018	<0.002
2/9/2022	<0.002
8/22/2022	0.003
2/23/2023	<0.002
Mean	0.00225
Std. Dev.	0.0005
Upper Lim.	0.003
Lower Lim.	0.002

Confidence Interval

Constituent: Cobalt (mg/L) Analysis Run 5/8/2023 1:56 PM View: Appendix IV

Plant Scherer Client: Southern Company Data: Scherer AP

	SGWC-10	SGWC-11	SGWC-12	SGWC-13	SGWC-14	SGWC-15
5/11/2016	0.0191	0.0378	0.00648 (J)			
5/12/2016				0.0145	0.00605 (J)	0.267
6/28/2016	0.0192	0.0332	0.0051 (J)	0.011	0.0115	0.255
8/17/2016	0.022	0.03				
8/18/2016			0.0035	0.0099	0.011	0.26
10/17/2016	0.05	0.032	0.003	0.01	0.017	
10/18/2016						0.28
12/6/2016	0.04	0.029	0.0036	0.0079		
12/7/2016					0.0043	0.26
2/15/2017	0.038	0.029	0.004	0.0073	0.0059	0.24
4/12/2017	0.018	0.028	0.0039	0.0078	0.017	0.28
6/27/2017	0.014	0.029	0.0042	0.0068	0.013	0.29
3/27/2018	0.026	0.024	0.0035	0.0035	0.0083	0.27
6/6/2018	0.018	0.026	0.0038			
6/7/2018				0.0039	0.0025	0.3
10/8/2018			0.0037	0.0036	0.0071	
10/9/2018	0.03					
10/16/2018		0.023				0.27
2/20/2019	0.034	0.024	0.0032	0.004	0.011	0.26
4/1/2019	0.025	0.021	0.0029	0.003	0.014	0.26
9/16/2019		0.022	0.003			
9/17/2019	0.022			0.0024 (J)	0.0096	0.27
2/18/2020		0.018				
2/19/2020	0.027		0.0027	0.0018 (J)	0.0099	0.28
3/25/2020	0.029	0.024				
3/26/2020			0.0024 (J)			
3/27/2020				0.002 (J)	0.0093	0.28
9/14/2020	0.022	0.019	0.001 (J)	0.0022 (J)		
9/15/2020					0.0076	0.25
2/9/2021	0.03	0.019	0.0014 (J)	0.0024 (J)	0.0052	0.26
3/31/2021	0.026					0.26
4/6/2021					0.0072	
4/7/2021		0.019	0.0017 (J)	0.0018 (J)		
8/19/2021	0.022	0.014		0.0021 (J)	0.0047	0.27
8/20/2021			0.0019 (J)			
2/10/2022		0.021	0.00079 (J)			
2/11/2022	0.023			0.0015 (J)		0.23
2/14/2022					0.0065	
8/18/2022		0.012	0.001 (J)	0.0019 (J)		
8/19/2022	0.022				0.01	0.25
2/22/2023	0.025	0.023				
2/23/2023			0.0014 (J)	0.0016 (J)	0.0047	0.23
Mean	0.02614	0.02422	0.002964	0.004909	0.008841	0.264
Std. Dev.	0.008197	0.006208	0.0014	0.003711	0.0039	0.01733
Upper Lim.	0.03043	0.02746	0.003696	0.005973	0.01088	0.2731
Lower Lim.	0.02186	0.02097	0.002232	0.002727	0.006802	0.2549

Confidence Interval

Constituent: Cobalt (mg/L) Analysis Run 5/8/2023 1:56 PM View: Appendix IV

Plant Scherer Client: Southern Company Data: Scherer AP

	SGWC-16	SGWC-17	SGWC-18	SGWC-19	SGWC-20	SGWC-21
5/12/2016	0.00303 (J)	<0.0025			0.261	<0.0025
5/13/2016			0.116	<0.0025		
6/28/2016	0.0029 (J)					
6/29/2016		0.0007 (J)		0.0006 (J)	0.23	<0.0025
6/30/2016			0.112			
8/18/2016	0.0029	0.00078 (J)				
8/22/2016			0.13	0.00066 (J)	0.25	<0.0025
10/18/2016	0.0034			0.00095 (J)	0.26	<0.0025
10/19/2016		0.000845 (JD)	0.14			
12/7/2016	0.003	0.00056 (J)	0.11			<0.0025
12/8/2016				0.00078 (J)	0.26	
2/15/2017		0.00069 (J)				
2/16/2017	0.0033		0.11	0.00049 (J)	0.23	<0.0025
4/13/2017	0.0034	0.00049 (J)	0.094	<0.0025	0.19	<0.0025
6/27/2017	0.0037	0.00041 (J)				
6/28/2017			0.085	<0.0025	0.19	<0.0025
3/27/2018	0.0037	<0.0025				
3/28/2018			0.16	<0.0025	0.18	<0.0025
6/7/2018	0.0037	<0.0025			0.21	<0.0025
6/8/2018			0.19	<0.0025		
10/8/2018	0.0044	0.00046 (J)				<0.0025
10/9/2018				<0.0025		
10/18/2018			0.21		0.16	
2/20/2019	0.0038	0.00035 (J)	0.19	0.00012 (J)	0.18	0.00011 (J)
4/2/2019	0.0041	<0.0025	0.18	<0.0025	0.13	<0.0025
9/17/2019	0.0042	0.00048 (J)	0.16	0.00013 (J)	0.13	8.7E-05 (J)
2/18/2020					0.12	0.00014 (J)
2/19/2020	0.0047	0.00034 (J)		0.00015 (J)		
2/20/2020			0.14			
3/23/2020				<0.0025	0.22	0.00016 (J)
3/24/2020		0.00044 (J)				
3/26/2020			0.15			
3/27/2020	0.0047					
9/15/2020	0.0043	0.00041 (J)	0.12	0.00016 (J)	0.098	0.00022 (J)
2/9/2021	0.0045					
2/10/2021		0.00049 (J)	0.11	0.00013 (J)	0.17	0.00017 (J)
3/30/2021			0.11	<0.0025	0.15	0.00016 (J)
4/1/2021	0.0049	0.00041 (J)				
8/18/2021		0.00043 (J)	0.095			0.00016 (J)
8/19/2021	0.0051			<0.0025	0.2	
2/10/2022	0.0049		0.09			
2/11/2022		0.00036 (J)		0.00045 (J)	0.14	<0.0025
8/22/2022				<0.0025	0.11	<0.0025
8/23/2022			0.088			
8/31/2022	0.0054	0.00045 (J)				
2/22/2023		0.00043 (J)	0.072	<0.0025	0.082	
2/23/2023	0.0056					<0.0025
Mean	0.004071	0.0008489	0.1288	0.001505	0.1805	0.001683
Std. Dev.	0.0008159	0.0007859	0.03811	0.001082	0.05443	0.001144
Upper Lim.	0.004498	0.00078	0.1487	0.0025	0.2089	0.0025
Lower Lim.	0.003644	0.00041	0.1088	0.00045	0.152	0.00016

Confidence Interval

Constituent: Cobalt (mg/L) Analysis Run 5/8/2023 1:56 PM View: Appendix IV

Plant Scherer Client: Southern Company Data: Scherer AP

	SGWC-22	SGWC-23	SGWC-6	SGWC-7	SGWC-8	SGWC-9
5/11/2016			<0.0025	0.0116	0.00265 (J)	0.0156
5/12/2016	0.00619 (J)	<0.0025				
6/27/2016			0.002 (J)	0.0143	0.0012 (J)	
6/29/2016	0.0051 (J)	<0.0025				0.0147
8/17/2016			0.0018 (J)	0.012	0.00049 (J)	
8/19/2016	0.0045	<0.0025				
8/22/2016						0.017
10/17/2016			0.0016 (J)		<0.0025	
10/18/2016	0.0043	<0.0025		0.0099		0.017
12/6/2016			0.0012 (J)	0.011	<0.0025	
12/7/2016	0.0034	<0.0025				0.014
2/14/2017			0.0022 (J)	0.0093	<0.0025	
2/15/2017		<0.0025				
2/16/2017	0.0031					0.014
4/12/2017			0.0023 (J)	0.0062	<0.0025	
4/13/2017	0.0031	<0.0025				0.014
6/27/2017			0.0045	0.021	<0.0025	0.013
6/28/2017	0.0029	<0.0025				
3/27/2018		<0.0025	0.004	0.0054	<0.0025	
3/28/2018	0.0022 (J)					0.0087
6/6/2018			0.0021 (J)	0.0034	<0.0025	0.0064
6/7/2018	0.0022 (J)	<0.0025				
10/8/2018	0.0021 (J)	<0.0025	<0.0025			
10/9/2018				0.013	<0.0025	0.0049
2/19/2019	0.0018 (J)	<0.0025				
2/20/2019			0.00011 (J)	0.0057	0.00014 (J)	0.01
4/1/2019				0.0046	<0.0025	0.01
4/2/2019	0.0018 (J)	<0.0025	<0.0025			
9/16/2019			0.00013 (J)			0.001 (J)
9/17/2019				0.0039	0.00013 (J)	
9/18/2019	0.002 (J)	0.00013 (J)				
2/18/2020	0.0018 (J)	<0.0025	<0.0025	0.0067	<0.0025	
2/19/2020						0.0082
3/24/2020	0.0016 (J)	<0.0025				
3/25/2020			0.00027 (J)		0.00032 (J)	0.0064
3/26/2020				0.0033		
9/14/2020			<0.0025	0.0063	<0.0025	0.00048 (J)
9/15/2020	0.0014 (J)	<0.0025				
2/9/2021			<0.0025	0.0069	<0.0025	0.0032
2/10/2021	0.0015 (J)	<0.0025				
3/31/2021	0.0011 (J)	<0.0025				0.0046
4/1/2021			<0.0025	0.0029	<0.0025	
8/18/2021	0.001 (J)	<0.0025	0.00024 (J)	0.0021 (J)	0.00021 (J)	
8/19/2021						0.00072 (J)
2/9/2022			<0.0025	0.0024 (J)		
2/10/2022	0.0016 (J)	<0.0025			<0.0025	0.0022 (J)
8/18/2022				0.0012 (J)	0.00075 (J)	0.00084 (J)
8/19/2022			<0.0025			
8/22/2022	0.001 (J)	<0.0025				
2/22/2023			0.0003 (J)	0.0014 (J)	<0.0025	0.00062 (J)
2/23/2023	0.00069 (J)	<0.0025				
Mean	0.002451	0.002397	0.001967	0.007152	0.001887	0.008155

Confidence Interval

Constituent: Cobalt (mg/L) Analysis Run 5/8/2023 1:56 PM View: Appendix IV
Plant Scherer Client: Southern Company Data: Scherer AP

	SGWC-22	SGWC-23	SGWC-6	SGWC-7	SGWC-8	SGWC-9
Std. Dev.	0.001428	0.0004942	0.001158	0.004932	0.0009849	0.00585
Upper Lim.	0.003198	0.0025	0.0025	0.009732	0.0025	0.01121
Lower Lim.	0.001704	0.00013	0.0012	0.004573	0.00075	0.005095

Confidence Interval

Constituent: Cobalt (mg/L) Analysis Run 5/8/2023 1:56 PM View: Appendix IV

Plant Scherer Client: Southern Company Data: Scherer AP

	PZ-41S	PZ-39S	PZ-14S	PZ-13S	PZ-44I
10/16/2018					0.0021 (J)
10/17/2018		0.00051 (J)			
10/18/2018	0.0092				
9/18/2020				0.0057	
4/2/2021		0.0003 (J)	0.00019 (J)	0.007	
4/5/2021	0.0012 (J)				
8/18/2021			0.0003 (J)		
8/19/2021	0.0013 (J)	0.00028 (J)			
8/20/2021				0.006	
2/8/2022			0.00028 (J)	0.0052	
2/9/2022	0.00093 (J)	<0.0025			0.0024 (J)
8/23/2022		<0.0025	0.00046 (J)		
8/24/2022	0.001 (J)			0.0059	0.0016 (J)
2/23/2023	0.0004 (J)		<0.0025	0.0057	
2/24/2023		<0.0025			
2/28/2023					0.0019 (J)
Mean	0.002338	0.001432	0.000746	0.005917	0.002
Std. Dev.	0.003376	0.001173	0.0009853	0.0005981	0.0003367
Upper Lim.	0.005514	0.0025	0.0004952	0.006738	0.002764
Lower Lim.	0.000317	0.00028	0.000173	0.005095	0.001236

Confidence Interval

Constituent: Combined Radium 226 + 228 (pCi/L) Analysis Run 5/8/2023 1:56 PM View: Appendix IV

Plant Scherer Client: Southern Company Data: Scherer AP

	SGWC-10	SGWC-11	SGWC-12	SGWC-13	SGWC-14	SGWC-15
5/11/2016	0.26 (U)	0.182 (U)	0.433			
5/12/2016				0.0531 (U)	0.106 (U)	0.344 (U)
6/28/2016	1.57	0.858	0.435 (U)	0.483 (U)	0.735 (U)	0.256 (U)
8/17/2016	0.548 (U)	0.367 (U)				
8/18/2016			0.214 (U)	0.286 (U)	0.212 (U)	0.503 (U)
10/17/2016	-0.0725 (U)	0.551	0.316 (U)	0.472	-0.187 (U)	
10/18/2016						0.171 (U)
12/6/2016	0.496	0.438	0.0575 (U)	0.903		
12/7/2016					0.701	0.375 (U)
2/15/2017	0.321 (U)	-0.0831 (U)	-0.0321 (U)	-0.223 (U)	0.155 (U)	0.0801 (U)
4/12/2017	-0.0397 (U)	0.343 (U)	0.00949 (U)	0.21 (U)	0.233 (U)	0.197 (U)
6/27/2017	0.47	0.369	0.183 (U)	0.0574 (U)	0.302	0.0274 (U)
3/27/2018	0.136 (U)	0.172 (U)	0.445	0.145 (U)	0.306 (U)	0.285 (U)
6/6/2018	0.123 (U)	0.153 (U)	0.0775 (U)			
6/7/2018				0.235 (U)	0.211 (U)	0.64
10/8/2018			0.865	0.64	0.636	
10/9/2018	0.387					
10/16/2018		1.06				0.731
2/20/2019	0.0159 (U)	0.708	0.161 (U)	0.222 (U)	0.147 (U)	0.573
4/1/2019	0.452	0.173 (U)	0.372	0.36	-0.138 (U)	0.0499 (U)
9/16/2019		0.251 (U)	0.569 (U)			
9/17/2019	0.226 (U)			0.143 (U)	0.264 (U)	0.441 (U)
2/18/2020		0.203 (U)				
2/19/2020	0.0222 (U)		0.166 (U)	0.218 (U)	0.0061 (U)	0.415 (U)
3/25/2020	0.253 (U)	0.204 (U)				
3/26/2020			0.604			
3/27/2020				0.235 (U)	0.206 (U)	0.39 (U)
9/14/2020	0.125 (U)	-0.0264 (U)	0.575	0.613		
9/15/2020					0.131 (U)	0.546
2/9/2021	-0.0573 (U)	0.114 (U)	0.146 (U)	0.307 (U)	-0.121 (U)	0.222 (U)
3/31/2021	0.188 (U)					0.311 (U)
4/6/2021					-0.0391 (U)	
4/7/2021		0.0576 (U)	0.0695 (U)	0.356 (U)		
8/19/2021	0.102 (U)	0.755		0.228 (U)	-0.0806 (U)	0.518
8/20/2021			0.0109 (U)			
2/10/2022		0.11 (U)	0.279 (U)			
2/11/2022	0.436			0.631		0.5
2/14/2022					0.377 (U)	
8/18/2022		0.393 (U)	0.384 (U)	0.377 (U)		
8/19/2022	0.606				0.378 (U)	0.459
2/22/2023	0.285 (U)	-0.172 (U)				
2/23/2023			0.784	0.506 (U)	0.0406 (U)	0.0665 (U)
Mean	0.2979	0.3122	0.3097	0.3242	0.1992	0.3522
Std. Dev.	0.3421	0.3057	0.2508	0.2401	0.2524	0.1968
Upper Lim.	0.452	0.472	0.4409	0.4498	0.3312	0.4551
Lower Lim.	0.102	0.1523	0.1786	0.1987	0.06715	0.2493

Confidence Interval

Constituent: Combined Radium 226 + 228 (pCi/L) Analysis Run 5/8/2023 1:56 PM View: Appendix IV

Plant Scherer Client: Southern Company Data: Scherer AP

	SGWC-16	SGWC-17	SGWC-18	SGWC-19	SGWC-20	SGWC-21
5/12/2016	0.0196 (U)	0.134 (U)			0.556	0.216 (U)
5/13/2016			0.103 (U)	-0.115 (U)		
6/28/2016	0.418 (U)					
6/29/2016		0.391 (U)		0.396 (U)	0.162 (U)	0.253 (U)
6/30/2016			0.593 (U)			
8/18/2016	0.199 (U)	0.498 (U)				
8/22/2016			0.17 (U)	-0.102 (U)	0.433 (U)	0.115 (U)
10/18/2016	0.0404 (U)			0.352 (U)	0.741	0.593
10/19/2016		0.639	0.433			
12/7/2016	0.426	0.239 (U)	0.435 (U)			0.897
12/8/2016				0.431 (U)	1.06	
2/15/2017		0.175 (U)				
2/16/2017	0.163 (U)		0.101 (U)	0.146 (U)	0.382 (U)	0.132 (U)
4/13/2017	0.0522 (U)	-0.00846 (U)	-0.0014 (U)	0.127 (U)	0.189 (U)	0.287 (U)
6/27/2017	0.222 (U)	0.186 (U)				
6/28/2017			0.512	0.11 (U)	0.84	0.143 (U)
3/27/2018	0.387 (U)	0.249 (U)				
3/28/2018			0.428	0.247 (U)	0.334 (U)	0.38
6/7/2018	0.283 (U)	0.172 (U)			0.235 (U)	0.514
6/8/2018			0.32 (U)	0.0462 (U)		
10/8/2018	0.799	0.682				0.374
10/9/2018				0.584		
10/18/2018			0.304 (U)		0.399	
2/20/2019	0.0684 (U)	0.278 (U)	0.139 (U)	0.114 (U)	0.353	0.239 (U)
4/2/2019	0.167 (U)	-0.0476 (U)	0.336 (U)	0.11 (U)	0.271 (U)	0.218 (U)
9/17/2019	0.558	0.235 (U)	0.449	0.302 (U)	0.591	-0.04 (U)
2/18/2020					0.474	0.287 (U)
2/19/2020	0.0321 (U)	0.217 (U)		0.308 (U)		
2/20/2020			0.22 (U)			
3/23/2020				0.171 (U)	0.258 (U)	0.384
3/24/2020		0.426				
3/26/2020			0.366 (U)			
3/27/2020	0.305 (U)					
9/15/2020	-0.0426 (U)	0.661	1.74	1.55	0.831	1.6
2/9/2021	-0.00967 (U)					
2/10/2021		0.55	0.423 (U)	0.235 (U)	0.331 (U)	0.5
3/30/2021			0.439 (U)	0.511	0.572	0.955
4/1/2021	0.0901 (U)	0.0517 (U)				
8/18/2021		0.13 (U)	0.277 (U)			0.505
8/19/2021	0.037 (U)			-0.0514 (U)	-0.21 (U)	
2/10/2022	0.595		0.244 (U)			
2/11/2022		0.233 (U)		0.456 (U)	0.259 (U)	0.689
8/22/2022				0.356 (U)	0.475 (U)	0.565
8/23/2022			0.345 (U)			
8/31/2022	0.31 (U)	0.434 (U)				
2/22/2023		0.0917 (U)	0.0285 (U)	0.297 (U)	0.154 (U)	
2/23/2023	0.183 (U)					0.526 (U)
Mean	0.2305	0.2877	0.3654	0.2861	0.4213	0.4492
Std. Dev.	0.219	0.2107	0.3384	0.3334	0.2741	0.3498
Upper Lim.	0.3451	0.3978	0.435	0.396	0.5647	0.565
Lower Lim.	0.116	0.1775	0.17	0.11	0.278	0.218

Confidence Interval

Constituent: Combined Radium 226 + 228 (pCi/L) Analysis Run 5/8/2023 1:56 PM View: Appendix IV

Plant Scherer Client: Southern Company Data: Scherer AP

	SGWC-22	SGWC-23	SGWC-6	SGWC-7	SGWC-8	SGWC-9
5/11/2016			0.0394 (U)	0.214 (U)	2.05	0.134 (U)
5/12/2016	0.285 (U)	0.801				
6/27/2016			0.624 (U)	0.581 (U)	2.9	
6/29/2016	1.1	0.423 (U)				0.665 (U)
8/17/2016			0.572	0.665	2.57	
8/19/2016	0.367 (U)	0.869				
8/22/2016						0.391 (U)
10/17/2016			0.307 (U)		2.08	
10/18/2016	0.276 (U)	0.881		0.453		0.521
12/6/2016			0.122 (U)	0.368 (U)	2.25	
12/7/2016	0.318 (U)	0.455				0.367 (U)
2/14/2017			0.166 (U)	0.328 (U)	1.77	
2/15/2017		0.635				
2/16/2017	0.168 (U)					0.076 (U)
4/12/2017			0.355 (U)	0.206 (U)	2.72	
4/13/2017	0.3 (U)	0.413				0.239 (U)
6/27/2017			0.0783 (U)	0.598	2.07	0.268 (U)
6/28/2017	0.0844 (U)	0.331 (U)				
3/27/2018		0.61	0.0443 (U)	0.546	2.3	
3/28/2018	0.0661 (U)					0.378
6/6/2018			0.127 (U)	0.165 (U)	1.59	-0.0272 (U)
6/7/2018	0.222 (U)	0.64				
10/8/2018	0.499	0.437	0.77			
10/9/2018				0.385	3.01	0.565
2/19/2019	0.532	0.301 (U)				
2/20/2019			0.25 (U)	0.433	2.5	0.425
4/1/2019				0.675	1.91	-0.0113 (U)
4/2/2019	0.313 (U)	0.516	0.3 (U)			
9/16/2019			0.0805 (U)			-0.116 (U)
9/17/2019				0.341 (U)	2.04	
9/18/2019	0.101 (U)	0.285 (U)				
2/18/2020	0.0109 (U)	0.399	-0.0675 (U)	0.326 (U)	2.06	
2/19/2020						0.0604 (U)
3/24/2020	0.188 (U)	0.183 (U)				
3/25/2020			0.411 (U)		2.99	0.206 (U)
3/26/2020				0.151 (U)		
9/14/2020			0.334 (U)	0.123 (U)	2.16	0.502 (U)
9/15/2020	1.82	1.03				
2/9/2021			0.273 (U)	0.721	2.92	0.0162 (U)
2/10/2021	0.167 (U)	0.46				
3/31/2021	0.0687 (U)	0.37 (U)				0.153 (U)
4/1/2021			0.544	0.329 (U)	2.26	
8/18/2021	0.026 (U)	0.603	-0.0332 (U)	0.726	1.68	
8/19/2021						0.145 (U)
2/9/2022			0.145 (U)	0.659		
2/10/2022	0.346 (U)	0.204 (U)			2.08	0.179 (U)
8/18/2022				0.309 (U)	2.58	0.275 (U)
8/19/2022			0.243 (U)			
8/22/2022	0.632	0.0738 (U)				
2/22/2023			0.0662 (U)	-0.191 (U)	0.866	0.473 (U)
2/23/2023	0.322 (U)	0.314 (U)				
Mean	0.357	0.4884	0.25	0.3961	2.233	0.2558

Confidence Interval

Constituent: Combined Radium 226 + 228 (pCi/L) Analysis Run 5/8/2023 1:56 PM View: Appendix IV
Plant Scherer Client: Southern Company Data: Scherer AP

	SGWC-22	SGWC-23	SGWC-6	SGWC-7	SGWC-8	SGWC-9
Std. Dev.	0.3985	0.241	0.2195	0.2299	0.5102	0.211
Upper Lim.	0.459	0.6145	0.3648	0.5164	2.5	0.3662
Lower Lim.	0.1494	0.3624	0.1352	0.2759	1.966	0.1455

Confidence Interval

Constituent: Fluoride, total (mg/L) Analysis Run 5/8/2023 1:56 PM View: Appendix IV

Plant Scherer Client: Southern Company Data: Scherer AP

	SGWC-10	SGWC-11	SGWC-12	SGWC-13	SGWC-14	SGWC-15
5/11/2016	0.019 (J)	0.033 (J)	0.11 (J)			
5/12/2016				0.042 (J)	0.031 (J)	0.1071 (J)
6/28/2016	<0.1	0.08 (J)	0.18 (J)	0.15 (J)	0.03 (J)	0.26 (J)
8/17/2016	<0.1	<0.1				
8/18/2016			0.12 (J)	<0.1	<0.1	0.14 (J)
10/17/2016	<0.1	<0.1	0.082 (J)	<0.1	<0.1	
10/18/2016						0.12 (J)
12/6/2016	<0.1	<0.1	0.11 (J)	<0.1		
12/7/2016					<0.1	0.13 (J)
2/15/2017	<0.1	<0.1	0.13 (J)	<0.1	<0.1	0.12 (J)
4/12/2017	<0.1	<0.1	0.088 (J)	<0.1	<0.1	0.11 (J)
6/27/2017	<0.1	<0.1	0.1 (J)	<0.1	<0.1	0.13 (J)
10/11/2017		<0.1	<0.2	<0.1	<0.1	
10/12/2017	<0.1					0.13 (J)
3/27/2018	<0.1	<0.1	<0.2	<0.1	<0.1	0.12 (J)
6/6/2018	<0.1	<0.1	<0.2			
6/7/2018				<0.1	<0.1	0.14 (J)
10/8/2018			<0.2	<0.1	<0.1	
10/9/2018	<0.1					
10/16/2018		<0.1				0.14 (J)
2/20/2019	<0.1	<0.1	0.052 (J)	<0.1	<0.1	0.33
4/1/2019	<0.1	<0.1	0.048 (J)	<0.1	<0.1	0.072 (J)
9/16/2019		<0.1	0.065 (J)			
9/17/2019	<0.1			0.04 (J)	0.028 (J)	0.1
2/18/2020		<0.1				
2/19/2020	<0.1		0.064 (J)	0.027 (J)	0.026 (J)	0.13
3/25/2020	0.031 (J)	0.058 (J)				
3/26/2020			0.081 (J)			
3/27/2020				0.045 (J)	0.041 (J)	0.13
9/14/2020	<0.1	<0.1	0.042 (J)	<0.1		
9/15/2020					0.04 (J)	0.15
2/9/2021	<0.1	<0.1	0.074 (J)	<0.1	<0.1	0.14
3/31/2021	0.047 (J)					0.12
4/6/2021					<0.1	
4/7/2021		<0.1	0.066 (J)	0.053 (J)		
8/19/2021	<0.1	<0.1		<0.1	<0.1	0.12
8/20/2021			0.082 (J)			
2/10/2022		<0.1	0.06 (J)			
2/11/2022	0.03 (J)			0.045 (J)		0.14
2/14/2022					0.035 (J)	
8/18/2022		0.034 (J)	0.052 (J)	0.038 (J)		
8/19/2022	<0.1				<0.1	0.11
2/22/2023	0.045 (J)	0.063 (J)				
2/23/2023			0.089 (J)	0.077 (J)	0.068 (J)	0.11
Mean	0.08633	0.09033	0.104	0.08404	0.07913	0.1375
Std. Dev.	0.02764	0.02099	0.05334	0.03044	0.03106	0.05232
Upper Lim.	0.1	0.1	0.09457	0.1	0.1	0.14
Lower Lim.	0.047	0.08	0.06335	0.053	0.04	0.11

Confidence Interval

Constituent: Fluoride, total (mg/L) Analysis Run 5/8/2023 1:56 PM View: Appendix IV

Plant Scherer Client: Southern Company Data: Scherer AP

	SGWC-16	SGWC-17	SGWC-18	SGWC-19	SGWC-20	SGWC-21
5/12/2016	0.011 (J)	0.066 (J)			0.259 (J)	0.079 (J)
5/13/2016			0.0343 (J)	0.0126 (J)		
6/28/2016	0.09 (J)					
6/29/2016		0.17 (J)		0.18 (J)	0.45	0.15 (J)
6/30/2016			0.18 (J)			
8/18/2016	<0.1	<0.2				
8/22/2016			<0.1	<0.1	0.33	0.083 (J)
10/18/2016	<0.1			<0.1	0.26	<0.2
10/19/2016		<0.2	<0.1			
12/7/2016	<0.1	<0.2	<0.1			<0.2
12/8/2016				<0.1	0.28	
2/15/2017		0.089 (J)				
2/16/2017	<0.1		<0.1	<0.1	0.28	0.12 (J)
4/13/2017	<0.1	<0.2	<0.1	<0.1	0.2	<0.2
6/27/2017	<0.1	<0.2				
6/28/2017			<0.1	<0.1	0.22	0.1 (J)
10/12/2017	<0.1	<0.2	<0.1	<0.1	0.18 (J)	<0.2
3/27/2018	<0.1	<0.2				
3/28/2018			<0.1	<0.1	0.19 (J)	<0.2
6/7/2018	<0.1	<0.2			0.21	<0.2
6/8/2018			<0.1	<0.1		
10/8/2018	<0.1	<0.2				<0.2
10/9/2018				<0.1		
10/18/2018			<0.1		0.23	
2/20/2019	<0.1	0.034 (J)	<0.1	<0.1	0.2	0.051 (J)
4/2/2019	<0.1	0.045 (J)	0.05 (J)	<0.1	0.15 (J)	0.066 (J)
9/17/2019	<0.1	0.047 (J)	0.034 (J)	<0.1	0.14	0.077 (J)
2/18/2020					0.16	0.073 (J)
2/19/2020	<0.1	0.046 (J)		<0.1		
2/20/2020			<0.1			
3/23/2020				0.057 (J)	0.25	0.11
3/24/2020		0.058 (J)				
3/26/2020			0.091 (J)			
3/27/2020	0.027 (J)					
9/15/2020	0.037 (J)	0.052 (J)	<0.1	<0.1	0.15	0.061 (J)
2/9/2021	<0.1					
2/10/2021		0.03 (J)	<0.1	<0.1	0.19	0.049 (J)
3/30/2021			0.1 (J)	<0.1	0.18	0.074 (J)
4/1/2021	<0.1	0.051 (J)				
8/18/2021		0.087 (J)	0.099 (J)			0.12
8/19/2021	0.038 (J)			<0.1	0.17	
2/10/2022	<0.1		0.039 (J)			
2/11/2022		0.064 (J)		<0.1	0.14	0.092 (J)
8/22/2022				0.041 (J)	0.22	0.09 (J)
8/23/2022			0.1 (J)			
8/31/2022	0.058 (J)	0.058 (J)				
2/22/2023		0.06 (J)	0.061 (J)	0.046 (J)	0.13	
2/23/2023	0.045 (J)					0.087 (J)
Mean	0.08358	0.1149	0.09118	0.09319	0.2154	0.1201
Std. Dev.	0.02911	0.07228	0.03024	0.03034	0.07178	0.05687
Upper Lim.	0.1	0.2	0.1	0.1	0.2455	0.09401
Lower Lim.	0.058	0.051	0.091	0.057	0.1781	0.07035

Confidence Interval

Constituent: Fluoride, total (mg/L) Analysis Run 5/8/2023 1:56 PM View: Appendix IV

Plant Scherer Client: Southern Company Data: Scherer AP

	SGWC-22	SGWC-23	SGWC-6	SGWC-7	SGWC-8	SGWC-9
5/11/2016			0.133 (J)	0.245 (J)	0.362	0.076 (J)
5/12/2016	0.029 (J)	0.0341 (J)				
6/27/2016			0.21 (J)	0.23 (J)	0.45	
6/29/2016	0.04 (J)	0.04 (J)				0.13 (J)
8/17/2016			0.14 (J)	0.22	0.54	
8/19/2016	<0.1	<0.2				
8/22/2016						<0.2
10/17/2016			0.11 (J)		0.51	
10/18/2016	<0.1	<0.2		0.24		<0.2
12/6/2016			0.14 (J)	0.26	0.58	
12/7/2016	<0.1	<0.2				<0.2
2/14/2017			0.2	0.17 (J)	0.39	
2/15/2017		0.092 (J)				
2/16/2017	0.1 (J)					0.097 (J)
4/12/2017			0.089 (J)	0.2	0.41	
4/13/2017	<0.1	<0.2				<0.2
6/27/2017			0.085 (J)	0.23	0.47	<0.2
6/28/2017	<0.1	<0.2				
10/11/2017			0.089 (J)	0.21		
10/12/2017	<0.1	<0.2			0.47	<0.2
3/27/2018		<0.2	<0.2	0.19 (J)	0.4	
3/28/2018	<0.1					<0.2
6/6/2018			<0.2	0.2	0.4	<0.2
6/7/2018	<0.1	<0.2				
10/8/2018	<0.1	<0.2	<0.2			
10/9/2018				0.2	0.47	<0.2
2/19/2019	<0.1	0.055 (J)				
2/20/2019			0.092 (J)	0.2	0.32	0.074 (J)
4/1/2019				0.12 (J)	0.21	0.041 (J)
4/2/2019	<0.1	0.036 (J)	0.1 (J)			
9/16/2019			0.099 (J)			0.057 (J)
9/17/2019				0.2	0.47	
9/18/2019	0.028 (J)	0.044 (J)				
2/18/2020	<0.1	0.082 (J)	0.11	0.2	0.38	
2/19/2020						0.061 (J)
3/24/2020	<0.1	0.081 (J)				
3/25/2020			0.13		0.31	0.079 (J)
3/26/2020				0.14		
9/14/2020			0.076 (J)	0.11	0.29	0.037 (J)
9/15/2020	<0.1	0.052 (J)				
2/9/2021			0.12	0.22	0.37	0.05 (J)
2/10/2021	<0.1	0.046 (J)				
3/31/2021	<0.1	0.046 (J)				0.073 (J)
4/1/2021			0.14	0.25	0.38	
8/18/2021	0.054 (J)	0.11	0.19	0.31	0.48	
8/19/2021						0.078 (J)
2/9/2022			0.19	0.27		
2/10/2022	<0.1	0.066 (J)			0.44	0.098 (J)
8/18/2022				0.14	0.54	0.51
8/19/2022			0.12			
8/22/2022	0.038 (J)	0.052 (J)				
2/22/2023			0.11	0.16	0.52	0.076 (J)

Confidence Interval

Constituent: Fluoride, total (mg/L) Analysis Run 5/8/2023 1:56 PM View: Appendix IV
Plant Scherer Client: Southern Company Data: Scherer AP

	SGWC-22	SGWC-23	SGWC-6	SGWC-7	SGWC-8	SGWC-9
2/23/2023	0.075 (J)	0.089 (J)				
Mean	0.086	0.1135	0.1239	0.2048	0.4234	0.139
Std. Dev.	0.02613	0.07082	0.03823	0.04808	0.08873	0.102
Upper Lim.	0.1	0.2	0.1404	0.2293	0.4687	0.09652
Lower Lim.	0.075	0.046	0.1037	0.1803	0.3781	0.05662

Confidence Interval

Constituent: Fluoride, total (mg/L) Analysis Run 5/8/2023 1:56 PM View: Appendix IV
 Plant Scherer Client: Southern Company Data: Scherer AP

	PZ-41S	PZ-43S	PZ-39S	PZ-44I	PZ-17I	PZ-40I
10/16/2018				<0.1		
10/17/2018			0.087 (J)			
10/18/2018	<0.1	<0.2			<0.2	<0.1
2/9/2022	<0.1	0.028 (J)	<0.1	<0.1	0.028 (J)	
2/10/2022						<0.1
8/23/2022			0.043 (J)			0.036 (J)
8/24/2022	0.035 (J)	0.037 (J)		0.031 (J)	0.046 (J)	
2/23/2023	0.06 (J)				0.049 (J)	
2/24/2023		0.042 (J)	0.062 (J)			0.047 (J)
2/28/2023				0.034 (J)		
Mean	0.07375	0.07675	0.073	0.06625	0.08075	0.07075
Std. Dev.	0.03198	0.08237	0.02547	0.03899	0.08004	0.03407
Upper Lim.	0.07588	0.05166	0.1049	0.1	0.06532	0.05399
Lower Lim.	0.01912	0.02394	0.02309	0.031	0.02147	0.02901

Confidence Interval

Constituent: Fluoride, total (mg/L) Analysis Run 5/8/2023 1:56 PM View: Appendix IV
Plant Scherer Client: Southern Company Data: Scherer AP

	PZ-421
10/18/2018	0.083 (J)
2/9/2022	0.033 (J)
8/22/2022	0.043 (J)
2/23/2023	0.079 (J)
Mean	0.0595
Std. Dev.	0.02521
Upper Lim.	0.1167
Lower Lim.	0.002259

Confidence Interval

Constituent: Lead (mg/L) Analysis Run 5/8/2023 1:56 PM View: Appendix IV

Plant Scherer Client: Southern Company Data: Scherer AP

	SGWC-10	SGWC-12	SGWC-13	SGWC-14	SGWC-15	SGWC-16
5/11/2016	<0.001	<0.001				
5/12/2016			<0.001	<0.001	<0.001	<0.001
6/28/2016	<0.001	<0.001	<0.001	<0.001	<0.001	<0.001
8/17/2016	<0.001					
8/18/2016		<0.001	<0.001	<0.001	<0.001	<0.001
10/17/2016	<0.001	<0.001	<0.001	<0.001		
10/18/2016					<0.001	<0.001
12/6/2016	<0.001	<0.001	<0.001			
12/7/2016				<0.001	<0.001	<0.001
2/15/2017	<0.001	<0.001	<0.001	<0.001	<0.001	
2/16/2017						<0.001
4/12/2017	<0.001	<0.001	<0.001	<0.001	<0.001	
4/13/2017						<0.001
6/27/2017	<0.001	<0.001	<0.001	<0.001	<0.001	<0.001
3/27/2018	<0.001	<0.001	0.00039 (J)	<0.001	<0.001	<0.001
6/6/2018	<0.001	<0.001				
6/7/2018			<0.001	<0.001	<0.001	<0.001
10/8/2018		<0.001	<0.001	<0.001		<0.001
10/9/2018	<0.001					
10/16/2018					<0.001	
2/20/2019	<0.001	<0.001	<0.001	<0.001	<0.001	<0.001
4/1/2019	<0.001	<0.001	<0.001	<0.001	<0.001	
4/2/2019						<0.001
9/16/2019		<0.001				
9/17/2019	0.00013 (J)		<0.001	0.00016 (J)	<0.001	<0.001
2/19/2020	0.00014 (J)	<0.001	<0.001	<0.001	<0.001	<0.001
3/25/2020	<0.001					
3/26/2020		<0.001				
3/27/2020			<0.001	0.00066 (J)	0.00023 (J)	0.00013 (J)
9/14/2020	<0.001	<0.001	<0.001			
9/15/2020				<0.001	<0.001	<0.001
2/9/2021	0.00013 (J)	<0.001	<0.001	<0.001	<0.001	<0.001
3/31/2021	<0.001				<0.001	
4/1/2021						<0.001
4/6/2021				<0.001		
4/7/2021		<0.001	<0.001			
8/19/2021	<0.001		<0.001	<0.001	<0.001	<0.001
8/20/2021		<0.001				
2/10/2022		0.0002 (J)				<0.001
2/11/2022	<0.001		<0.001		<0.001	
2/14/2022				<0.001		
8/18/2022		<0.001	<0.001			
8/19/2022	<0.001			0.00028 (J)	<0.001	
8/31/2022						<0.001
2/22/2023	<0.001					
2/23/2023		<0.001	<0.001	<0.001	<0.001	<0.001
Mean	0.000887	0.0009652	0.0009735	0.0009174	0.0009665	0.0009622
Std. Dev.	0.0002984	0.0001668	0.0001272	0.0002319	0.0001606	0.0001814
Upper Lim.	0.001	0.001	0.001	0.001	0.001	0.001
Lower Lim.	0.00014	0.0002	0.00039	0.00066	0.00023	0.00013

Confidence Interval

Constituent: Lead (mg/L) Analysis Run 5/8/2023 1:56 PM View: Appendix IV

Plant Scherer Client: Southern Company Data: Scherer AP

	SGWC-17	SGWC-18	SGWC-19	SGWC-20	SGWC-21	SGWC-22
5/12/2016	<0.001			<0.001	<0.001	<0.001
5/13/2016		<0.001	<0.001			
6/29/2016	<0.001		<0.001	0.0005 (J)	9E-05 (J)	<0.001
6/30/2016		<0.001				
8/18/2016	<0.001					
8/19/2016						<0.001
8/22/2016		<0.001	<0.001	<0.001	<0.001	
10/18/2016			<0.001	<0.001	<0.001	<0.001
10/19/2016	<0.001	<0.001				
12/7/2016	<0.001	<0.001			<0.001	<0.001
12/8/2016			<0.001	<0.001		
2/15/2017	<0.001					
2/16/2017		<0.001	<0.001	0.00035 (J)	<0.001	<0.001
4/13/2017	<0.001	<0.001	<0.001	<0.001	<0.001	<0.001
6/27/2017	<0.001					
6/28/2017		<0.001	<0.001	0.00041 (J)	<0.001	<0.001
3/27/2018	<0.001					
3/28/2018		<0.001	<0.001	<0.001	<0.001	<0.001
6/7/2018	<0.001			<0.001	<0.001	<0.001
6/8/2018		<0.001	<0.001			
10/8/2018	<0.001				<0.001	<0.001
10/9/2018			<0.001			
10/18/2018		<0.001		<0.001		
2/19/2019						<0.001
2/20/2019	<0.001	<0.001	<0.001	0.00027 (J)	<0.001	
4/2/2019	<0.001	<0.001	<0.001	<0.001	<0.001	<0.001
9/17/2019	<0.001	<0.001	<0.001	0.00025 (J)	<0.001	
9/18/2019						<0.001
2/18/2020				0.00025 (J)	<0.001	0.00018 (J)
2/19/2020	<0.001		<0.001			
2/20/2020		<0.001				
3/23/2020			<0.001	0.00023 (J)	<0.001	
3/24/2020	<0.001					<0.001
3/26/2020		<0.001				
9/15/2020	<0.001	<0.001	<0.001	0.00017 (J)	0.00022 (J)	0.00019 (J)
2/10/2021	0.00017 (J)	0.00029 (J)	<0.001	0.0003 (J)	0.00016 (J)	0.00016 (J)
3/30/2021		<0.001	<0.001	0.00018 (J)	0.0002 (J)	
3/31/2021						0.00015 (J)
4/1/2021	<0.001					
8/18/2021	<0.001	0.00071 (J)			0.00041 (J)	<0.001
8/19/2021			<0.001	0.00034 (J)		
2/10/2022		<0.001				<0.001
2/11/2022	<0.001		0.00033 (J)	0.00021 (J)	<0.001	
8/22/2022			<0.001	0.00028 (J)	0.0002 (J)	0.00017 (J)
8/23/2022		<0.001				
8/31/2022	<0.001					
2/22/2023	<0.001	<0.001	<0.001	<0.001		
2/23/2023					<0.001	<0.001
Mean	0.0009639	0.0009565	0.0009709	0.0005974	0.0007948	0.0008196
Std. Dev.	0.0001731	0.0001574	0.0001397	0.0003676	0.0003569	0.0003501
Upper Lim.	0.001	0.001	0.001	0.001	0.001	0.001
Lower Lim.	0.00017	0.00071	0.00033	0.00025	0.00041	0.00019

Confidence Interval

Constituent: Lead (mg/L) Analysis Run 5/8/2023 1:56 PM View: Appendix IV

Plant Scherer Client: Southern Company Data: Scherer AP

	SGWC-23	SGWC-6	SGWC-7	SGWC-8	PZ-42I
5/11/2016		<0.001	<0.001	<0.001	
5/12/2016	<0.001				
6/27/2016		<0.001	<0.001	<0.001	
6/29/2016	9E-05 (J)				
8/17/2016		<0.001	0.00085 (J)	<0.001	
8/19/2016	<0.001				
10/17/2016		<0.001		<0.001	
10/18/2016	<0.001		<0.001		
12/6/2016		<0.001	<0.001	<0.001	
12/7/2016	<0.001				
2/14/2017		<0.001	<0.001	<0.001	
2/15/2017	<0.001				
4/12/2017		<0.001	<0.001	<0.001	
4/13/2017	<0.001				
6/27/2017		<0.001	<0.001	<0.001	
6/28/2017	<0.001				
3/27/2018	<0.001	<0.001	<0.001	<0.001	
6/6/2018		<0.001	<0.001	<0.001	
6/7/2018	<0.001				
10/8/2018	<0.001	<0.001			
10/9/2018			<0.001	<0.001	
10/18/2018					<0.001
2/19/2019	<0.001				
2/20/2019		<0.001	<0.001	<0.001	
4/1/2019			<0.001	<0.001	
4/2/2019	<0.001	<0.001			
9/16/2019		<0.001			
9/17/2019			<0.001	<0.001	
9/18/2019	<0.001				
2/18/2020	<0.001	<0.001	<0.001	<0.001	
3/24/2020	<0.001				
3/25/2020		0.0002 (J)		0.00029 (J)	
3/26/2020			<0.001		
9/14/2020		<0.001	<0.001	<0.001	
9/15/2020	<0.001				
2/9/2021		<0.001	0.00014 (J)	0.00062 (J)	
2/10/2021	<0.001				
3/31/2021	<0.001				
4/1/2021		<0.001	0.00015 (J)	<0.001	
8/18/2021	<0.001	<0.001	<0.001	<0.001	
2/9/2022		<0.001	<0.001		<0.001
2/10/2022	<0.001			<0.001	
8/18/2022			<0.001	<0.001	
8/19/2022		<0.001			
8/22/2022	<0.001				0.00019 (J)
2/22/2023		<0.001	<0.001	<0.001	
2/23/2023	<0.001				<0.001
Mean	0.0009604	0.0009652	0.0009191	0.0009526	0.0007975
Std. Dev.	0.0001897	0.0001668	0.0002463	0.0001647	0.000405
Upper Lim.	0.001	0.001	0.001	0.001	0.001
Lower Lim.	9E-05	0.0002	0.00085	0.00062	0.00019

Confidence Interval

Constituent: Lithium (mg/L) Analysis Run 5/8/2023 1:56 PM View: Appendix IV

Plant Scherer Client: Southern Company Data: Scherer AP

	SGWC-10	SGWC-11	SGWC-12	SGWC-13	SGWC-14	SGWC-15
5/11/2016	<0.005	<0.005	<0.005			
5/12/2016				<0.005	<0.005	<0.005
6/28/2016	<0.005	0.0013 (J)	<0.005	<0.005	<0.005	0.0024 (J)
8/17/2016	<0.005	<0.005				
8/18/2016			<0.005	<0.005	<0.005	<0.005
10/17/2016	<0.005	<0.005	<0.005	<0.005	<0.005	
10/18/2016						<0.005
12/6/2016	<0.005	<0.005	<0.005	<0.005		
12/7/2016					<0.005	<0.005
2/15/2017	<0.005	<0.005	<0.005	<0.005	<0.005	<0.005
4/12/2017	<0.005	<0.005	<0.005	<0.005	<0.005	<0.005
6/27/2017	<0.005	<0.005	<0.005	<0.005	<0.005	<0.005
3/27/2018	<0.005	0.0029 (J)	<0.005	<0.005	<0.005	0.0034 (J)
6/6/2018	<0.005	0.0017 (J)	<0.005			
6/7/2018				<0.005	<0.005	0.003 (J)
10/8/2018			<0.005	0.0014 (J)	0.0011 (J)	
10/9/2018	<0.005					
10/16/2018		0.0031 (J)				0.0034 (J)
2/20/2019	<0.005	0.0031 (J)	<0.005	<0.005	<0.005	0.0038 (J)
4/1/2019	<0.005	0.0017 (J)	0.0011 (J)	<0.005	<0.005	0.0025 (J)
9/16/2019		<0.005	<0.005			
9/17/2019	<0.005			<0.005	<0.005	0.0037
2/18/2020		<0.005				
2/19/2020	<0.005		<0.005	<0.005	<0.005	<0.005
3/25/2020	<0.005	<0.005				
3/26/2020			<0.005			
3/27/2020				<0.005	<0.005	0.0038 (J)
9/14/2020	<0.005	<0.005	<0.005	<0.005		
9/15/2020					<0.005	0.0037 (J)
2/9/2021	<0.005	<0.005	<0.005	<0.005	<0.005	<0.005
3/31/2021	<0.005					<0.005
4/6/2021					<0.005	
4/7/2021		<0.005	<0.005	<0.005		
8/19/2021	<0.005	<0.005		<0.005	<0.005	<0.005
8/20/2021			<0.005			
2/10/2022		0.0022 (J)	<0.005			
2/11/2022	<0.005			<0.005		0.0027 (J)
2/14/2022					<0.005	
8/18/2022		0.0033 (J)	0.0012 (J)	0.0012 (J)		
8/19/2022	0.0011 (J)				0.0015 (J)	0.0038 (J)
2/22/2023	<0.005	0.0024 (J)				
2/23/2023			<0.005	<0.005	<0.005	0.0022 (J)
Mean	0.00483	0.003987	0.004665	0.004678	0.004678	0.004061
Std. Dev.	0.0008132	0.001365	0.001109	0.001066	0.001068	0.001015
Upper Lim.	0.005	0.005	0.005	0.005	0.005	0.005
Lower Lim.	0.0011	0.0029	0.0012	0.0014	0.0015	0.0034

Confidence Interval

Constituent: Lithium (mg/L) Analysis Run 5/8/2023 1:56 PM View: Appendix IV

Plant Scherer Client: Southern Company Data: Scherer AP

	SGWC-16	SGWC-17	SGWC-18	SGWC-19	SGWC-20	SGWC-21
5/12/2016	<0.005	<0.005			<0.05 (O)	<0.005
5/13/2016			<0.005	<0.005		
6/28/2016	<0.005					
6/29/2016		<0.005		<0.005	0.0043 (J)	<0.005
6/30/2016			0.0032 (J)			
8/18/2016	<0.005	<0.005				
8/22/2016			<0.005	<0.005	0.0051	<0.005
10/18/2016	<0.005			<0.005	0.0038 (J)	<0.005
10/19/2016		<0.005	0.0042 (J)			
12/7/2016	<0.005	<0.005	<0.005			<0.005
12/8/2016				<0.005	0.0043 (J)	
2/15/2017		<0.005				
2/16/2017	<0.005		0.0034 (J)	<0.005	0.0047 (J)	<0.005
4/13/2017	<0.005	<0.005	<0.005	<0.005	0.004 (J)	<0.005
6/27/2017	<0.005	<0.005				
6/28/2017			<0.005	<0.005	0.0032 (J)	<0.005
3/27/2018	<0.005	0.0014 (J)				
3/28/2018			0.0056	<0.005	0.0053	0.0038 (J)
6/7/2018	<0.005	<0.005			0.0038 (J)	0.0013 (J)
6/8/2018			0.0042 (J)	0.0022 (J)		
10/8/2018	0.0015 (J)	<0.005				0.0019 (J)
10/9/2018				<0.005		
10/18/2018			0.0054		0.0062	
2/20/2019	<0.005	<0.005	0.0054	<0.005	0.0048 (J)	<0.005
4/2/2019	<0.005	<0.005	0.0041 (J)	0.0021 (J)	0.0046 (J)	0.0027 (J)
9/17/2019	<0.005	<0.005	0.005	<0.005	0.0042	<0.005
2/18/2020					0.0036 (J)	<0.005
2/19/2020	<0.005	<0.005		<0.005		
2/20/2020			0.0045 (J)			
3/23/2020				<0.005	0.0045 (J)	<0.005
3/24/2020		<0.005				
3/26/2020			0.0046 (J)			
3/27/2020	<0.005					
9/15/2020	<0.005	<0.005	0.0049 (J)	<0.005	0.0037 (J)	<0.005
2/9/2021	<0.005					
2/10/2021		<0.005	0.0055	<0.005	0.0047 (J)	<0.005
3/30/2021			0.0043 (J)	<0.005	<0.005	<0.005
4/1/2021	<0.005	<0.005				
8/18/2021		<0.005	0.0047 (J)			<0.005
8/19/2021	<0.005			<0.005	0.0046 (J)	
2/10/2022	<0.005		0.0039 (J)			
2/11/2022		<0.005		0.0072	0.0037 (J)	0.0011 (J)
8/22/2022				0.0012 (J)	0.003 (J)	<0.005
8/23/2022			0.0032 (J)			
8/31/2022	0.0012 (J)	<0.005				
2/22/2023		<0.005	0.0035 (J)	0.0015 (J)	0.0025 (J)	
2/23/2023	<0.005					<0.005
Mean	0.004683	0.004843	0.004548	0.00453	0.004141	0.004383
Std. Dev.	0.001053	0.0007507	0.0007329	0.001393	0.000891	0.001288
Upper Lim.	0.005	0.005	0.004633	0.005	0.004619	0.005
Lower Lim.	0.0015	0.0014	0.003856	0.0022	0.003663	0.0038

Confidence Interval

Constituent: Lithium (mg/L) Analysis Run 5/8/2023 1:56 PM View: Appendix IV

Plant Scherer Client: Southern Company Data: Scherer AP

	SGWC-22	SGWC-23	SGWC-6	SGWC-7	SGWC-8	SGWC-9
5/11/2016			<0.005	<0.05 (O)	<0.005	<0.005
5/12/2016	<0.005	<0.005				
6/27/2016			<0.005	0.0031 (J)	0.0013 (J)	
6/29/2016	<0.005	0.0027 (J)				<0.005
8/17/2016			<0.005	0.0046 (J)	<0.005	
8/19/2016	<0.005	<0.005				
8/22/2016						<0.005
10/17/2016			<0.005		<0.005	
10/18/2016	<0.005	0.0032 (J)		0.0036 (J)		<0.005
12/6/2016			<0.005	0.0043 (J)	<0.005	
12/7/2016	<0.005	0.0043 (J)				<0.005
2/14/2017			<0.005	0.0043 (J)	<0.005	
2/15/2017		<0.005				
2/16/2017	<0.005					<0.005
4/12/2017			<0.005	0.0051	<0.005	
4/13/2017	<0.005	0.0036 (J)				<0.005
6/27/2017			<0.005	0.0033 (J)	<0.005	<0.005
6/28/2017	<0.005	0.0032 (J)				
3/27/2018		0.005	<0.005	0.0061	0.0023 (J)	
3/28/2018	0.0033 (J)					<0.005
6/6/2018			<0.005	0.004 (J)	0.0018 (J)	<0.005
6/7/2018	<0.005	0.0027 (J)				
10/8/2018	0.0011 (J)	0.0035 (J)	<0.005			
10/9/2018				0.0053	0.002 (J)	<0.005
2/19/2019	<0.005	<0.005				
2/20/2019			<0.005	0.006	<0.005	<0.005
4/1/2019				0.0058	0.0021 (J)	<0.005
4/2/2019	0.0026 (J)	0.0041 (J)	<0.005			
9/16/2019			<0.005			<0.005
9/17/2019				0.0049	<0.005	
9/18/2019	<0.005	0.0043				
2/18/2020	<0.005	<0.005	<0.005	0.0052	<0.005	
2/19/2020						<0.005
3/24/2020	<0.005	<0.005				
3/25/2020			<0.005		<0.005	<0.005
3/26/2020				0.006		
9/14/2020			<0.005	0.0051	<0.005	<0.005
9/15/2020	<0.005	<0.005				
2/9/2021			<0.005	0.0052	<0.005	<0.005
2/10/2021	<0.005	<0.005				
3/31/2021	<0.005	<0.005				<0.005
4/1/2021			<0.005	0.0053	<0.005	
8/18/2021	<0.005	<0.005	<0.005	0.0034 (J)	<0.005	
8/19/2021						<0.005
2/9/2022			0.0013 (J)	0.0048 (J)		
2/10/2022	<0.005	0.0029 (J)			0.0015 (J)	<0.005
8/18/2022				0.0061	0.0025 (J)	0.0014 (J)
8/19/2022			0.0023 (J)			
8/22/2022	0.00087 (J)	0.002 (J)				
2/22/2023			<0.005	0.0056	0.0014 (J)	<0.005
2/23/2023	0.0019 (J)	0.0042 (J)				
Mean	0.004338	0.004161	0.004722	0.004868	0.003909	0.004843

Confidence Interval

Constituent: Lithium (mg/L) Analysis Run 5/8/2023 1:56 PM View: Appendix IV
Plant Scherer Client: Southern Company Data: Scherer AP

	SGWC-22	SGWC-23	SGWC-6	SGWC-7	SGWC-8	SGWC-9
Std. Dev.	0.001356	0.000975	0.0009342	0.0009393	0.001548	0.0007507
Upper Lim.	0.005	0.005	0.005	0.005372	0.005	0.005
Lower Lim.	0.0033	0.0032	0.0023	0.004364	0.0021	0.0014

Confidence Interval

Constituent: Lithium (mg/L) Analysis Run 5/8/2023 1:56 PM View: Appendix IV
 Plant Scherer Client: Southern Company Data: Scherer AP

	PZ-41S	PZ-43S	PZ-39S	PZ-14S	PZ-44I	PZ-17I
10/16/2018					0.069	
10/17/2018			0.0027 (J)			
10/18/2018	0.0029 (J)	0.0015 (J)				0.0017 (J)
3/2/2020					<0.005	
4/2/2021				<0.005		
4/7/2021					0.02	
8/18/2021				<0.005	0.0095	
2/8/2022				0.0015 (J)		
2/9/2022	<0.005	0.0031 (J)	0.012		0.01	<0.005
8/23/2022			0.022	0.0011 (J)		
8/24/2022	0.00099 (J)	0.0032 (J)			0.011	<0.005
2/23/2023	<0.005			0.0022 (J)		0.0016 (J)
2/24/2023		0.0046 (J)	0.0071			
2/28/2023					0.014	
Mean	0.003472	0.0031	0.01095	0.00296	0.01943	0.003325
Std. Dev.	0.001928	0.001268	0.008288	0.001903	0.02248	0.001935
Upper Lim.	0.004113	0.005978	0.02977	0.002362	0.04066	0.005
Lower Lim.	-0.0002232	0.0002222	-0.007867	0.0008382	0.002994	0.0016

Confidence Interval

Constituent: Lithium (mg/L) Analysis Run 5/8/2023 1:56 PM View: Appendix IV

Plant Scherer Client: Southern Company Data: Scherer AP

	PZ-401	PZ-421
10/18/2018	0.015	0.004 (J)
2/9/2022		0.0026 (J)
2/10/2022	0.01	
8/22/2022		0.0036 (J)
8/23/2022	0.01	
2/23/2023		0.0064
2/24/2023	0.011	
Mean	0.0115	0.00415
Std. Dev.	0.00238	0.001611
Upper Lim.	0.015	0.007808
Lower Lim.	0.01	0.0004915

Confidence Interval

Constituent: Mercury (mg/L) Analysis Run 5/8/2023 1:56 PM View: Appendix IV

Plant Scherer Client: Southern Company Data: Scherer AP

	SGWC-10	SGWC-11	SGWC-12	SGWC-13	SGWC-14	SGWC-15
5/11/2016	<0.0002	<0.0002	<0.0002			
5/12/2016				<0.0002	<0.0002	<0.0002
6/28/2016	<0.0002	<0.0002	<0.0002	<0.0002	<0.0002	<0.0002
8/17/2016	<0.0002	<0.0002				
8/18/2016			<0.0002	<0.0002	<0.0002	0.00011 (J)
10/17/2016	<0.0002	<0.0002	<0.0002	<0.0002	8.9E-05 (J)	
10/18/2016						0.00012 (J)
12/6/2016	0.00013 (J)	0.0001 (J)	9.3E-05 (J)	0.00011 (J)		
12/7/2016					0.00012 (J)	0.00017 (J)
2/15/2017	<0.0002	<0.0002	<0.0002	<0.0002	<0.0002	0.00011 (J)
4/12/2017	<0.0002	<0.0002	<0.0002	<0.0002	<0.0002	7.2E-05 (J)
6/27/2017	<0.0002	<0.0002	<0.0002	<0.0002	<0.0002	8.4E-05 (J)
3/27/2018	<0.0002	<0.0002	<0.0002	<0.0002	0.0001 (J)	0.00014 (J)
6/6/2018	<0.0002	<0.0002	<0.0002			
6/7/2018				<0.0002	<0.0002	0.00013 (J)
10/8/2018			<0.0002	<0.0002	<0.0002	
10/9/2018	<0.0002					
10/16/2018		<0.0002				<0.0002
2/20/2019	<0.0002	<0.0002	<0.0002	<0.0002	<0.0002	<0.0002
4/1/2019	<0.0002	<0.0002	<0.0002	<0.0002	<0.0002	<0.0002
9/16/2019		<0.0002	<0.0002			
9/17/2019	<0.0002			<0.0002	<0.0002	<0.0002
2/18/2020		<0.0002				
2/19/2020	<0.0002		<0.0002	<0.0002	0.0002	0.00016 (J)
3/25/2020	<0.0002	<0.0002				
3/26/2020			<0.0002			
3/27/2020				<0.0002	<0.0002	0.00011 (J)
9/14/2020	<0.0002	<0.0002	<0.0002	<0.0002		
9/15/2020					<0.0002	<0.0002
2/9/2021	<0.0002	<0.0002	<0.0002	<0.0002	<0.0002	0.00013 (J)
3/31/2021	<0.0002					0.00018 (J)
4/6/2021					<0.0002	
4/7/2021		<0.0002	<0.0002	<0.0002		
8/19/2021	<0.0002	<0.0002		<0.0002	<0.0002	<0.0002
8/20/2021			<0.0002			
2/10/2022		<0.0002	<0.0002			
2/11/2022	<0.0002			<0.0002		<0.0002
2/14/2022					<0.0002	
8/18/2022		<0.0002	<0.0002	<0.0002		
8/19/2022	<0.0002				<0.0002	<0.0002
2/22/2023	<0.0002	<0.0002				
2/23/2023			<0.0002	<0.0002	<0.0002	<0.0002
Mean	0.000197	0.0001957	0.0001953	0.0001961	0.0001873	0.0001616
Std. Dev.	1.46E-05	2.085E-05	2.231E-05	1.877E-05	3.374E-05	4.414E-05
Upper Lim.	0.0002	0.0002	0.0002	0.0002	0.0002	0.0002
Lower Lim.	0.00013	0.0001	9.3E-05	0.00011	0.00012	0.00012

Confidence Interval

Constituent: Mercury (mg/L) Analysis Run 5/8/2023 1:56 PM View: Appendix IV

Plant Scherer Client: Southern Company Data: Scherer AP

	SGWC-16	SGWC-17	SGWC-18	SGWC-20	SGWC-21	SGWC-22
5/12/2016	<0.0002	<0.0002		<0.0002	<0.0002	<0.0002
5/13/2016			<0.0002			
6/28/2016	<0.0002					
6/29/2016		<0.0002		<0.0002	<0.0002	<0.0002
6/30/2016			<0.0002			
8/18/2016	<0.0002	<0.0002				
8/19/2016						<0.0002
8/22/2016			0.00014 (J)	7.3E-05 (J)	<0.0002	
10/18/2016	<0.0002			<0.0002	<0.0002	<0.0002
10/19/2016		<0.0002	<0.0002			
12/7/2016	7.6E-05 (J)	0.00011 (J)	0.00014 (J)		0.0001 (J)	9.9E-05 (J)
12/8/2016				<0.0002		
2/15/2017		<0.0002				
2/16/2017	<0.0002		8.4E-05 (J)	<0.0002	<0.0002	<0.0002
4/13/2017	<0.0002	<0.0002	<0.0002	<0.0002	<0.0002	<0.0002
6/27/2017	<0.0002	<0.0002				
6/28/2017			<0.0002	<0.0002	<0.0002	<0.0002
3/27/2018	<0.0002	<0.0002				
3/28/2018			8.3E-05 (J)	<0.0002	<0.0002	<0.0002
6/7/2018	<0.0002	0.00011 (J)		8.2E-05 (J)	<0.0002	<0.0002
6/8/2018			0.00014 (J)			
10/8/2018	<0.0002	<0.0002			<0.0002	<0.0002
10/18/2018			0.00021	<0.0002		
2/19/2019						<0.0002
2/20/2019	<0.0002	<0.0002	0.00026	<0.0002	<0.0002	
4/2/2019	<0.0002	<0.0002	0.0002	<0.0002	<0.0002	<0.0002
9/17/2019	<0.0002	<0.0002	0.00014 (J)	<0.0002	<0.0002	
9/18/2019						<0.0002
2/18/2020				<0.0002	<0.0002	<0.0002
2/19/2020	<0.0002	<0.0002				
2/20/2020			0.00022			
3/23/2020				<0.0002	<0.0002	
3/24/2020		<0.0002				<0.0002
3/26/2020			0.00019 (J)			
3/27/2020	<0.0002					
9/15/2020	<0.0002	<0.0002	0.00013 (J)	<0.0002	<0.0002	<0.0002
2/9/2021	<0.0002					
2/10/2021		<0.0002	0.00018 (J)	<0.0002	<0.0002	<0.0002
3/30/2021			0.00022	0.00013 (J)	<0.0002	
3/31/2021						<0.0002
4/1/2021	<0.0002	<0.0002				
8/18/2021		0.00017 (J)	0.00022		<0.0002	<0.0002
8/19/2021	<0.0002			<0.0002		
2/10/2022	<0.0002		<0.0002			<0.0002
2/11/2022		<0.0002		<0.0002	<0.0002	
8/31/2022	<0.0002	0.00013 (J)				
10/31/2022			<0.0002	<0.0002	<0.0002	<0.0002
2/22/2023		<0.0002	<0.0002	<0.0002		
2/23/2023	<0.0002				<0.0002	<0.0002
Mean	0.0001946	0.0001878	0.0001807	0.0001863	0.0001957	0.0001956
Std. Dev.	2.586E-05	2.907E-05	4.437E-05	3.732E-05	2.085E-05	2.106E-05
Upper Lim.	0.0002	0.0002	0.000177	0.0002	0.0002	0.0002

Confidence Interval

Constituent: Mercury (mg/L) Analysis Run 5/8/2023 1:56 PM View: Appendix IV
Plant Scherer Client: Southern Company Data: Scherer AP

	SGWC-16	SGWC-17	SGWC-18	SGWC-20	SGWC-21	SGWC-22
Lower Lim.	7.6E-05	0.00017	0.0001184	0.00013	0.0001	9.9E-05

Confidence Interval

Constituent: Mercury (mg/L) Analysis Run 5/8/2023 1:56 PM View: Appendix IV

Plant Scherer Client: Southern Company Data: Scherer AP

	SGWC-23	SGWC-6	SGWC-7	SGWC-8	SGWC-9	PZ-441
5/11/2016		<0.0002	<0.0002	<0.0002	<0.0002	
5/12/2016	<0.0002					
6/27/2016		<0.0002	<0.0002	<0.0002		
6/29/2016	<0.0002				<0.0002	
8/17/2016		<0.0002	<0.0002	<0.0002		
8/19/2016	7.1E-05 (J)					
8/22/2016					<0.0002	
10/17/2016		<0.0002		<0.0002		
10/18/2016	<0.0002		<0.0002		<0.0002	
12/6/2016		0.00011 (J)	0.00011 (J)	7.6E-05 (J)		
12/7/2016	0.00011 (J)				0.0001 (J)	
2/14/2017		<0.0002	<0.0002	<0.0002		
2/15/2017	<0.0002					
2/16/2017					<0.0002	
4/12/2017		<0.0002	<0.0002	<0.0002		
4/13/2017	<0.0002				<0.0002	
6/27/2017		<0.0002	<0.0002	<0.0002	<0.0002	
6/28/2017	<0.0002					
3/27/2018	<0.0002	<0.0002	<0.0002	<0.0002		
3/28/2018					<0.0002	
6/6/2018		<0.0002	<0.0002	<0.0002	<0.0002	
6/7/2018	0.00028					
10/8/2018	<0.0002	<0.0002				
10/9/2018			<0.0002	<0.0002	<0.0002	
10/16/2018						8.4E-05 (J)
2/19/2019	<0.0002					
2/20/2019		<0.0002	<0.0002	<0.0002	<0.0002	
4/1/2019			<0.0002	<0.0002	<0.0002	
4/2/2019	<0.0002	<0.0002				
9/16/2019		<0.0002			<0.0002	
9/17/2019			<0.0002	<0.0002		
9/18/2019	<0.0002					
2/18/2020	0.00011 (J)	<0.0002	<0.0002	<0.0002		
2/19/2020					<0.0002	
3/24/2020	<0.0002					
3/25/2020		<0.0002		<0.0002	<0.0002	
3/26/2020			<0.0002			
9/14/2020		<0.0002	<0.0002	<0.0002	<0.0002	
9/15/2020	<0.0002					
2/9/2021		<0.0002	<0.0002	<0.0002	<0.0002	
2/10/2021	<0.0002					
3/31/2021	<0.0002				<0.0002	
4/1/2021		<0.0002	<0.0002	<0.0002		
8/18/2021	<0.0002	<0.0002	<0.0002	<0.0002		
8/19/2021					<0.0002	
2/9/2022		<0.0002	<0.0002			<0.0002
2/10/2022	<0.0002			<0.0002	<0.0002	
8/18/2022			<0.0002	<0.0002	<0.0002	
8/19/2022		<0.0002				
8/24/2022						<0.0002
10/31/2022	<0.0002					
2/22/2023		<0.0002	<0.0002	<0.0002	<0.0002	

Confidence Interval

Constituent: Mercury (mg/L) Analysis Run 5/8/2023 1:56 PM View: Appendix IV
Plant Scherer Client: Southern Company Data: Scherer AP

	SGWC-23	SGWC-6	SGWC-7	SGWC-8	SGWC-9	PZ-441
2/23/2023	<0.0002					
2/28/2023						<0.0002
Mean	0.00019	0.0001961	0.0001961	0.0001946	0.0001957	0.000171
Std. Dev.	4.099E-05	1.877E-05	1.877E-05	2.586E-05	2.085E-05	5.8E-05
Upper Lim.	0.00028	0.0002	0.0002	0.0002	0.0002	0.0002
Lower Lim.	0.00011	0.00011	0.00011	7.6E-05	0.0001	8.4E-05

Confidence Interval

Constituent: Molybdenum (mg/L) Analysis Run 5/8/2023 1:57 PM View: Appendix IV

Plant Scherer Client: Southern Company Data: Scherer AP

	SGWC-12	SGWC-14	SGWC-23	SGWC-6	SGWC-7	SGWC-8
5/11/2016	<0.015			<0.015	0.00343 (J)	<0.015
5/12/2016		<0.015	<0.015			
6/27/2016				0.0007 (J)	0.0033 (J)	0.0008 (J)
6/28/2016	0.0012 (J)	<0.015				
6/29/2016			<0.015			
8/17/2016				<0.015	0.002 (J)	<0.015
8/18/2016	0.0011 (J)	<0.015				
8/19/2016			<0.015			
10/17/2016	<0.015	<0.015		<0.015		<0.015
10/18/2016			<0.015		0.0012 (J)	
12/6/2016	<0.015			<0.015	0.0021 (J)	<0.015
12/7/2016		<0.015	<0.015			
2/14/2017				<0.015	<0.015	<0.015
2/15/2017	<0.015	0.003 (J)	<0.015			
4/12/2017	<0.015	<0.015		<0.015	0.0033 (J)	<0.015
4/13/2017			<0.015			
6/27/2017	<0.015	<0.015		0.00099 (J)	0.0021 (J)	<0.015
6/28/2017			<0.015			
3/27/2018	<0.015	<0.015	<0.015	<0.015	<0.015	<0.015
10/8/2018	<0.015	<0.015	<0.015	<0.015		
10/9/2018					<0.015	<0.015
2/19/2019			<0.015			
2/20/2019	<0.015	<0.015		<0.015	0.0013 (J)	<0.015
4/1/2019	<0.015	<0.015			<0.015	<0.015
4/2/2019			<0.015	<0.015		
9/16/2019	<0.015			<0.015		
9/17/2019		<0.015			0.0014 (J)	<0.015
9/18/2019			<0.015			
2/18/2020			<0.015	<0.015	0.0014 (J)	<0.015
2/19/2020	<0.015	<0.015				
3/24/2020			<0.015			
3/25/2020				<0.015		<0.015
3/26/2020	<0.015				0.001 (J)	
3/27/2020		0.00081 (J)				
9/14/2020	<0.015			<0.015	0.0012 (J)	<0.015
9/15/2020		<0.015	<0.015			
2/9/2021	<0.015	<0.015		<0.015	0.0014 (J)	<0.015
2/10/2021			<0.015			
3/31/2021			<0.015			
4/1/2021				<0.015	0.0009 (J)	<0.015
4/6/2021		<0.015				
4/7/2021	<0.015					
8/18/2021			<0.015	<0.015	0.0016 (J)	<0.015
8/19/2021		<0.015				
8/20/2021	<0.015					
2/9/2022				<0.015	0.0012 (J)	
2/10/2022	<0.015		<0.015			<0.015
2/14/2022		<0.015				
8/18/2022	<0.015				0.0011 (J)	0.00073 (J)
8/19/2022		<0.015		<0.015		
8/22/2022			<0.015			
2/22/2023				<0.015	<0.015	<0.015

Confidence Interval

Constituent: Molybdenum (mg/L) Analysis Run 5/8/2023 1:57 PM View: Appendix IV
Plant Scherer Client: Southern Company Data: Scherer AP

	SGWC-12	SGWC-14	SGWC-23	SGWC-6	SGWC-7	SGWC-8
2/23/2023	<0.015	<0.015	0.00062 (J)			
Mean	0.01374	0.01381	0.01435	0.01371	0.00477	0.01371
Std. Dev.	0.004075	0.003868	0.003066	0.004165	0.005725	0.004189
Upper Lim.	0.015	0.015	0.015	0.015	0.00343	0.015
Lower Lim.	0.0012	0.003	0.00062	0.00099	0.0012	0.0008

Confidence Interval

Constituent: Molybdenum (mg/L) Analysis Run 5/8/2023 1:57 PM View: Appendix IV
Plant Scherer Client: Southern Company Data: Scherer AP

	SGWC-9
5/11/2016	<0.015
6/29/2016	0.0021 (J)
8/22/2016	0.00099 (J)
10/18/2016	0.0014 (J)
12/7/2016	0.001 (J)
2/16/2017	<0.015
4/13/2017	0.001 (J)
6/27/2017	<0.015
3/28/2018	<0.015
10/9/2018	<0.015
2/20/2019	0.00075 (J)
4/1/2019	<0.015
9/16/2019	0.00067 (J)
2/19/2020	0.00063 (J)
3/25/2020	<0.015
9/14/2020	<0.015
2/9/2021	0.00063 (J)
3/31/2021	<0.015
8/19/2021	<0.015
2/10/2022	<0.015
8/18/2022	<0.015
2/22/2023	<0.015
Mean	0.00928
Std. Dev.	0.007042
Upper Lim.	0.015
Lower Lim.	0.00099

Confidence Interval

Constituent: Selenium (mg/L) Analysis Run 5/8/2023 1:57 PM View: Appendix IV

Plant Scherer Client: Southern Company Data: Scherer AP

	SGWC-11	SGWC-12	SGWC-13	SGWC-14	SGWC-15	SGWC-16
5/11/2016	<0.005	<0.005				
5/12/2016			<0.005	<0.005	0.00965 (J)	<0.005
6/28/2016	<0.005	<0.005	<0.005	<0.005	0.0101	<0.005
8/17/2016	<0.005					
8/18/2016		0.00031 (J)	<0.005	<0.005	0.0014	0.00053 (J)
10/17/2016	<0.005	<0.005	0.0003 (J)	<0.005		
10/18/2016					0.0013	<0.005
12/6/2016	<0.005	<0.005	<0.005			
12/7/2016				<0.005	0.0007 (J)	<0.005
2/15/2017	<0.005	<0.005	<0.005	0.00066 (J)	0.00075 (J)	
2/16/2017						<0.005
4/12/2017	<0.005	<0.005	<0.005	<0.005	<0.005	
4/13/2017						<0.005
6/27/2017	<0.005	<0.005	<0.005	<0.005	0.0013	0.001 (J)
3/27/2018	<0.005	<0.005	<0.005	<0.005	<0.005	<0.005
6/6/2018	<0.005	<0.005				
6/7/2018			0.00064 (J)	0.00084 (J)	0.0014	0.0013
10/8/2018		<0.005	<0.005	<0.005		0.0014
10/16/2018	0.00046 (J)				0.0021	
2/20/2019	<0.005	<0.005	<0.005	<0.005	0.0034	0.0012 (J)
4/1/2019	<0.005	<0.005	<0.005	<0.005	<0.005	
4/2/2019						0.0021
9/16/2019	<0.005	<0.005				
9/17/2019			<0.005	<0.005	<0.005	<0.005
2/18/2020	<0.005					
2/19/2020		<0.005	<0.005	<0.005	<0.005	<0.005
3/25/2020	<0.005					
3/26/2020		<0.005				
3/27/2020			<0.005	<0.005	<0.005	<0.005
9/14/2020	<0.005	<0.005	<0.005			
9/15/2020				<0.005	<0.005	<0.005
2/9/2021	<0.005	<0.005	<0.005	<0.005	<0.005	<0.005
3/31/2021					<0.005	
4/1/2021						<0.005
4/6/2021				<0.005		
4/7/2021	<0.005	<0.005	<0.005			
8/19/2021	<0.005		<0.005	<0.005	<0.005	<0.005
8/20/2021		<0.005				
2/10/2022	<0.005	<0.005				0.00092 (J)
2/11/2022			<0.005		<0.005	
2/14/2022				<0.005		
8/18/2022	<0.005	<0.005	<0.005			
8/19/2022				<0.005	<0.005	
8/31/2022						0.001 (J)
2/22/2023	<0.005					
2/23/2023		<0.005	<0.005	<0.005	<0.005	0.00093 (J)
Mean	0.004803	0.004796	0.004606	0.00463	0.004222	0.003495
Std. Dev.	0.0009467	0.0009779	0.001306	0.001225	0.002473	0.001937
Upper Lim.	0.005	0.005	0.005	0.005	0.005	0.005
Lower Lim.	0.00046	0.00031	0.00064	0.00084	0.0014	0.0012

Confidence Interval

Constituent: Selenium (mg/L) Analysis Run 5/8/2023 1:57 PM View: Appendix IV

Plant Scherer Client: Southern Company Data: Scherer AP

	SGWC-17	SGWC-18	SGWC-19	SGWC-20	SGWC-23	SGWC-6
5/11/2016						<0.005
5/12/2016	<0.005			0.00396 (J)	<0.005	
5/13/2016		0.023	<0.005			
6/27/2016						<0.005
6/29/2016	<0.005		<0.005	0.0053 (J)	<0.005	
6/30/2016		0.0263				
8/17/2016						<0.005
8/18/2016	<0.005					
8/19/2016					<0.005	
8/22/2016		0.0066	<0.005	0.0012 (J)		
10/17/2016						<0.005
10/18/2016			<0.005	<0.005	<0.005	
10/19/2016	<0.005	0.0057				
12/6/2016						<0.005
12/7/2016	<0.005	0.006			<0.005	
12/8/2016			<0.005	<0.005		
2/14/2017						<0.005
2/15/2017	<0.005				<0.005	
2/16/2017		0.0055	<0.005	<0.005		
4/12/2017						0.00034 (J)
4/13/2017	<0.005	0.0049	<0.005	<0.005	<0.005	
6/27/2017	0.00024 (J)					0.00057 (J)
6/28/2017		0.0047	0.00096 (J)	0.00064 (J)	0.00033 (J)	
3/27/2018	<0.005				<0.005	<0.005
3/28/2018		0.0085	<0.005	<0.005		
6/6/2018						0.00032 (J)
6/7/2018	0.00064 (J)			0.00066 (J)	<0.005	
6/8/2018		0.014	0.00063 (J)			
10/8/2018	0.00028 (J)				0.00026 (J)	<0.005
10/9/2018			0.0005 (J)			
10/18/2018		0.017		0.00049 (J)		
2/19/2019					0.00021 (J)	
2/20/2019	<0.005	0.027	<0.005	0.0011 (J)		<0.005
4/2/2019	<0.005	0.0075	<0.005	<0.005	<0.005	<0.005
9/16/2019						<0.005
9/17/2019	<0.005	0.0036	<0.005	<0.005		
9/18/2019					<0.005	
2/18/2020				<0.005	<0.005	<0.005
2/19/2020	<0.005		<0.005			
2/20/2020		0.0024 (J)				
3/23/2020			<0.005	<0.005		
3/24/2020	<0.005				<0.005	
3/25/2020						<0.005
3/26/2020		0.0019 (J)				
9/14/2020						<0.005
9/15/2020	<0.005	0.003 (J)	<0.005	<0.005	<0.005	
2/9/2021						<0.005
2/10/2021	<0.005	0.0016 (J)	<0.005	<0.005	<0.005	
3/30/2021		<0.005	<0.005	<0.005		
3/31/2021					<0.005	
4/1/2021	<0.005					<0.005
8/18/2021	<0.005	0.002 (J)			<0.005	<0.005

Confidence Interval

Constituent: Selenium (mg/L) Analysis Run 5/8/2023 1:57 PM View: Appendix IV
Plant Scherer Client: Southern Company Data: Scherer AP

	SGWC-17	SGWC-18	SGWC-19	SGWC-20	SGWC-23	SGWC-6
8/19/2021			<0.005	<0.005		
2/9/2022						<0.005
2/10/2022		0.0021 (J)			<0.005	
2/11/2022	<0.005		<0.005	<0.005		
8/19/2022						<0.005
8/22/2022			0.00099 (J)	<0.005	<0.005	
8/23/2022		0.00085 (J)				
8/31/2022	<0.005					
2/22/2023	<0.005	<0.005	<0.005	<0.005		<0.005
2/23/2023					0.00075 (J)	
Mean	0.004398	0.007789	0.004264	0.004059	0.004198	0.004401
Std. Dev.	0.00159	0.00801	0.001642	0.001766	0.00179	0.001581
Upper Lim.	0.005	0.009377	0.005	0.005	0.005	0.005
Lower Lim.	0.00064	0.003281	0.00099	0.00396	0.00075	0.00057

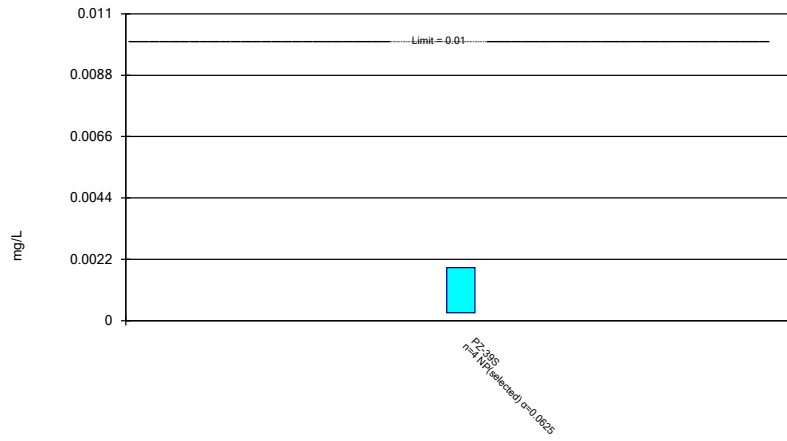
Confidence Interval

Constituent: Selenium (mg/L) Analysis Run 5/8/2023 1:57 PM View: Appendix IV
 Plant Scherer Client: Southern Company Data: Scherer AP

	SGWC-7	PZ-41S	PZ-39S	PZ-44I	PZ-17I	PZ-40I
5/11/2016	<0.005					
6/27/2016	<0.005					
8/17/2016	<0.005					
10/18/2016	<0.005					
12/6/2016	<0.005					
2/14/2017	<0.005					
4/12/2017	<0.005					
6/27/2017	<0.005					
3/27/2018	<0.005					
6/6/2018	<0.005					
10/9/2018	0.00034 (J)					
10/16/2018				0.00046 (J)		
10/17/2018			<0.0013			
10/18/2018		0.0045			0.00047 (J)	0.00059 (J)
2/20/2019	<0.005					
4/1/2019	<0.005					
9/17/2019	<0.005					
2/18/2020	<0.005					
3/26/2020	<0.005					
9/14/2020	<0.005					
2/9/2021	<0.005					
4/1/2021	<0.005					
8/18/2021	<0.005					
2/9/2022	<0.005	0.0061	0.0022 (J)	<0.005	<0.005	
2/10/2022						<0.005
8/18/2022	<0.005					
8/23/2022			0.0014 (J)			<0.005
8/24/2022		0.0062		<0.005	<0.005	
2/22/2023	<0.005					
2/23/2023		0.0071			<0.005	
2/24/2023			0.0019 (J)			<0.005
2/28/2023				<0.005		
Mean	0.004797	0.005975	0.0017	0.003865	0.003867	0.003897
Std. Dev.	0.0009717	0.001081	0.0004243	0.00227	0.002265	0.002205
Upper Lim.	0.005	0.00843	0.002534	0.005	0.005	0.005
Lower Lim.	0.00034	0.00352	0.0008658	0.00046	0.00047	0.00059

Non-Parametric Confidence Interval

Compliance Limit is not exceeded.

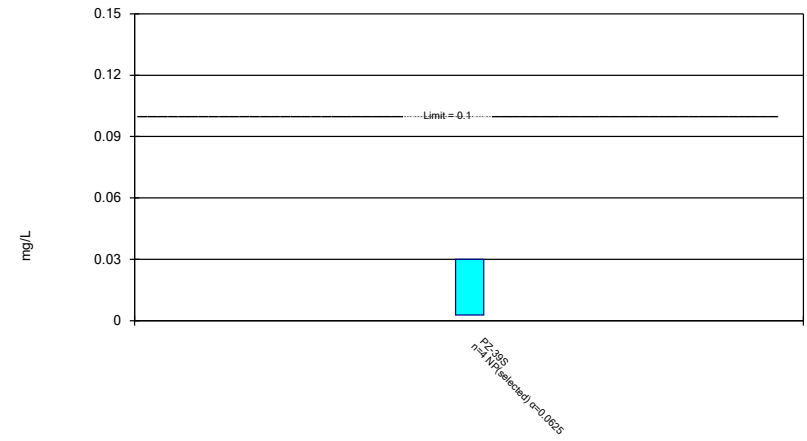


Normality testing disabled.

Constituent: Arsenic Analysis Run 5/8/2023 1:55 PM View: Appendix IV - Non-Parametric Plant Scherer Client: Southern Company Data: Scherer AP

Non-Parametric Confidence Interval

Compliance Limit is not exceeded.

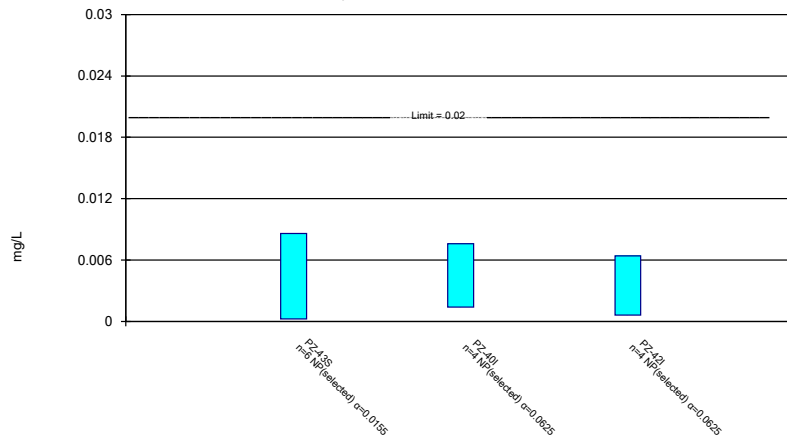


Normality testing disabled.

Constituent: Chromium Analysis Run 5/8/2023 1:55 PM View: Appendix IV - Non-Parametric Plant Scherer Client: Southern Company Data: Scherer AP

Non-Parametric Confidence Interval

Compliance Limit is not exceeded.

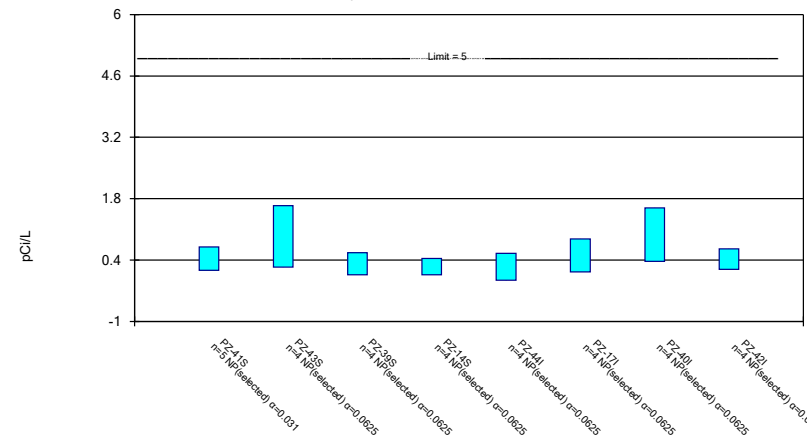


Normality testing disabled.

Constituent: Cobalt Analysis Run 5/8/2023 1:55 PM View: Appendix IV - Non-Parametric Plant Scherer Client: Southern Company Data: Scherer AP

Non-Parametric Confidence Interval

Compliance Limit is not exceeded.

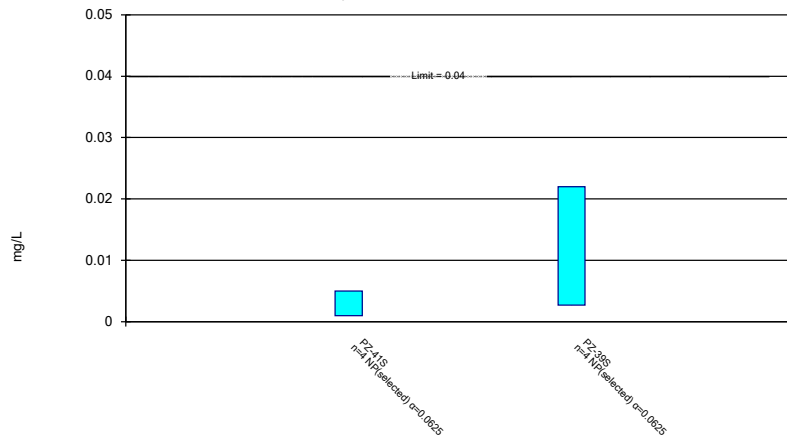


Normality testing disabled.

Constituent: Combined Radium 226 + 228 Analysis Run 5/8/2023 1:55 PM View: Appendix IV - Non-Para Plant Scherer Client: Southern Company Data: Scherer AP

Non-Parametric Confidence Interval

Compliance Limit is not exceeded.



Normality testing disabled.

Constituent: Lithium Analysis Run 5/8/2023 1:55 PM View: Appendix IV - Non-Parametric
Plant Scherer Client: Southern Company Data: Scherer AP

Confidence Interval

Constituent: Selenium (mg/L) Analysis Run 5/8/2023 1:57 PM View: Appendix IV
Plant Scherer Client: Southern Company Data: Scherer AP

	PZ-421
10/18/2018	0.00026 (J)
2/9/2022	<0.005
8/22/2022	<0.005
2/23/2023	<0.005
Mean	0.003815
Std. Dev.	0.00237
Upper Lim.	0.005
Lower Lim.	0.00026

Confidence Interval

Constituent: Thallium (mg/L) Analysis Run 5/8/2023 1:57 PM View: Appendix IV

Plant Scherer Client: Southern Company Data: Scherer AP

	SGWC-10	SGWC-11	SGWC-12	SGWC-13	SGWC-14	SGWC-15
5/11/2016	<0.001	<0.001	<0.001			
5/12/2016				<0.001	<0.001	<0.001
6/28/2016	0.0001 (J)	<0.001	<0.001	<0.001	<0.001	9E-05 (J)
8/17/2016	<0.001	<0.001				
8/18/2016			<0.001	<0.001	<0.001	<0.001
10/17/2016	<0.001	<0.001	<0.001	<0.001	<0.001	
10/18/2016						<0.001
12/6/2016	<0.001	<0.001	<0.001	<0.001		
12/7/2016					<0.001	<0.001
2/15/2017	<0.001	<0.001	<0.001	<0.001	<0.001	8.5E-05 (J)
4/12/2017	<0.001	<0.001	<0.001	<0.001	<0.001	9.5E-05 (J)
6/27/2017	<0.001	<0.001	<0.001	<0.001	<0.001	0.0001 (J)
3/27/2018	<0.001	<0.001	<0.001	<0.001	<0.001	<0.001
6/6/2018	<0.001	<0.001	<0.001			
6/7/2018				<0.001	<0.001	<0.001
10/8/2018			<0.001	<0.001	<0.001	
10/9/2018	<0.001					
10/16/2018		<0.001				0.0001 (J)
2/20/2019	<0.001	<0.001	<0.001	<0.001	<0.001	9.8E-05 (J)
4/1/2019	<0.001	<0.001	<0.001	<0.001	<0.001	9.5E-05 (J)
9/16/2019		<0.001	<0.001			
9/17/2019	<0.001			<0.001	<0.001	0.00016 (J)
2/18/2020		0.00016 (J)				
2/19/2020	0.00075 (J)		0.00034 (J)	0.00022 (J)	0.00018 (J)	0.00031 (J)
3/25/2020	<0.001	<0.001				
3/26/2020			<0.001			
3/27/2020				<0.001	0.0011	0.00045 (J)
9/14/2020	<0.001	<0.001	0.00023 (J)	<0.001		
9/15/2020					0.00035 (J)	0.00027 (J)
2/9/2021	<0.001	<0.001	<0.001	<0.001	<0.001	<0.001
3/31/2021	<0.001					<0.001
4/6/2021					0.00017 (J)	
4/7/2021		<0.001	<0.001	<0.001		
8/19/2021	0.00024 (J)	0.00015 (J)		<0.001	<0.001	<0.001
8/20/2021			<0.001			
2/10/2022		<0.001	<0.001			
2/11/2022	<0.001			<0.001		<0.001
2/14/2022					<0.001	
8/18/2022		<0.001	<0.001	<0.001		
8/19/2022	<0.001				<0.001	<0.001
2/22/2023	<0.001	<0.001				
2/23/2023			<0.001	<0.001	<0.001	<0.001
Mean	0.000917	0.0009265	0.0009378	0.0009661	0.0009043	0.0006023
Std. Dev.	0.0002423	0.0002435	0.0002067	0.0001626	0.0002683	0.0004326
Upper Lim.	0.001	0.001	0.001	0.001	0.0011	0.001
Lower Lim.	0.00075	0.00016	0.00034	0.00022	0.00035	0.0001

Confidence Interval

Constituent: Thallium (mg/L) Analysis Run 5/8/2023 1:57 PM View: Appendix IV

Plant Scherer Client: Southern Company Data: Scherer AP

	SGWC-17	SGWC-18	SGWC-20	SGWC-22	SGWC-23	SGWC-6
5/11/2016						<0.001
5/12/2016	<0.001		<0.001	<0.001	<0.001	
5/13/2016		<0.001				
6/27/2016						<0.001
6/29/2016	<0.001		0.0002 (J)	<0.001	<0.001	
6/30/2016		0.0002 (J)				
8/17/2016						<0.001
8/18/2016	<0.001					
8/19/2016				<0.001	<0.001	
8/22/2016		0.00015 (J)	0.00018 (J)			
10/17/2016						<0.001
10/18/2016			0.00016 (J)	<0.001	<0.001	
10/19/2016	<0.001	0.00012 (J)				
12/6/2016						<0.001
12/7/2016	<0.001	9.5E-05 (J)		<0.001	<0.001	
12/8/2016			0.0001 (J)			
2/14/2017						<0.001
2/15/2017	<0.001				<0.001	
2/16/2017		0.00013 (J)	0.00014 (J)	<0.001		
4/12/2017						<0.001
4/13/2017	<0.001	0.00012 (J)	0.00021 (J)	<0.001	<0.001	
6/27/2017	<0.001					<0.001
6/28/2017		0.00013 (J)	0.00018 (J)	<0.001	<0.001	
3/27/2018	<0.001				<0.001	<0.001
3/28/2018		0.00011 (J)	9E-05 (J)	<0.001		
6/6/2018						<0.001
6/7/2018	<0.001		0.00014 (J)	<0.001	<0.001	
6/8/2018		0.00019 (J)				
10/8/2018	<0.001			<0.001	<0.001	<0.001
10/18/2018		0.00019 (J)	0.00018 (J)			
2/19/2019				<0.001	<0.001	
2/20/2019	<0.001	0.00021 (J)	0.00018 (J)			<0.001
4/2/2019	<0.001	0.00016 (J)	0.00017 (J)	<0.001	<0.001	<0.001
9/16/2019						<0.001
9/17/2019	<0.001	0.00025 (J)	0.00021 (J)			
9/18/2019				<0.001	<0.001	
2/18/2020			0.00033 (J)	<0.001	<0.001	0.00028 (J)
2/19/2020	<0.001					
2/20/2020		0.00066 (J)				
3/23/2020			0.00016 (J)			
3/24/2020	<0.001			<0.001	<0.001	
3/25/2020						0.00049 (J)
3/26/2020		0.00029 (J)				
9/14/2020						<0.001
9/15/2020	<0.001	0.00027 (J)	0.00028 (J)	0.00038 (J)	0.00016 (J)	
2/9/2021						<0.001
2/10/2021	0.00024 (J)	0.00068 (J)	0.00025 (J)	<0.001	<0.001	
3/30/2021		0.00024 (J)	0.00018 (J)			
3/31/2021				<0.001	<0.001	
4/1/2021	<0.001					0.00023 (J)
8/18/2021	<0.001	0.00022 (J)		<0.001	<0.001	0.00017 (J)
8/19/2021			0.00018 (J)			

Confidence Interval

Constituent: Thallium (mg/L) Analysis Run 5/8/2023 1:57 PM View: Appendix IV
Plant Scherer Client: Southern Company Data: Scherer AP

	SGWC-17	SGWC-18	SGWC-20	SGWC-22	SGWC-23	SGWC-6
2/9/2022						<0.001
2/10/2022		<0.001		<0.001	<0.001	
2/11/2022	<0.001		<0.001			
8/19/2022						<0.001
8/22/2022			<0.001	<0.001	<0.001	
8/23/2022		<0.001				
8/31/2022	<0.001					
2/22/2023	<0.001	<0.001	<0.001			<0.001
2/23/2023				<0.001	<0.001	
Mean	0.000967	0.0003659	0.000327	0.000973	0.0009635	0.000877
Std. Dev.	0.0001585	0.0003325	0.0003199	0.0001293	0.0001752	0.000279
Upper Lim.	0.001	0.00066	0.00028	0.001	0.001	0.001
Lower Lim.	0.00024	0.00013	0.00016	0.00038	0.00016	0.00049

Confidence Interval

Constituent: Thallium (mg/L) Analysis Run 5/8/2023 1:57 PM View: Appendix IV

Plant Scherer Client: Southern Company Data: Scherer AP

	SGWC-7	SGWC-8	SGWC-9
5/11/2016	<0.001	<0.001	<0.001
6/27/2016	<0.001	<0.001	
6/29/2016			<0.001
8/17/2016	<0.001	<0.001	
8/22/2016			<0.001
10/17/2016		<0.001	
10/18/2016	<0.001		<0.001
12/6/2016	<0.001	<0.001	
12/7/2016			<0.001
2/14/2017	<0.001	<0.001	
2/16/2017			<0.001
4/12/2017	<0.001	<0.001	
4/13/2017			<0.001
6/27/2017	<0.001	<0.001	<0.001
3/27/2018	<0.001	<0.001	
3/28/2018			<0.001
6/6/2018	<0.001	<0.001	<0.001
10/9/2018	<0.001	<0.001	<0.001
2/20/2019	<0.001	<0.001	<0.001
4/1/2019	<0.001	<0.001	<0.001
9/16/2019			<0.001
9/17/2019	<0.001	0.00023 (J)	
2/18/2020	0.00022 (J)	0.0002 (J)	
2/19/2020			0.00027 (J)
3/25/2020		0.00079 (J)	<0.001
3/26/2020	<0.001		
9/14/2020	<0.001	<0.001	<0.001
2/9/2021	<0.001	<0.001	<0.001
3/31/2021			<0.001
4/1/2021	0.00042 (J)	0.00021 (J)	
8/18/2021	<0.001	<0.001	
8/19/2021			0.0004 (J)
2/9/2022	<0.001		
2/10/2022		<0.001	<0.001
8/18/2022	<0.001	<0.001	<0.001
2/22/2023	<0.001	<0.001	<0.001
Mean	0.0009409	0.0008883	0.0009422
Std. Dev.	0.0001982	0.0002709	0.0001926
Upper Lim.	0.001	0.001	0.001
Lower Lim.	0.00042	0.00079	0.0004

Confidence Interval

Constituent: Arsenic (mg/L) Analysis Run 5/8/2023 1:57 PM View: Appendix IV - Non-Parametric
Plant Scherer Client: Southern Company Data: Scherer AP

	PZ-39S
10/17/2018	0.0019
2/9/2022	<0.001
8/23/2022	0.00028 (J)
2/24/2023	<0.001
Mean	0.001045
Std. Dev.	0.0006634
Upper Lim.	0.0019
Lower Lim.	0.00028

Confidence Interval

Constituent: Chromium (mg/L) Analysis Run 5/8/2023 1:57 PM View: Appendix IV - Non-Parametric
Plant Scherer Client: Southern Company Data: Scherer AP

	PZ-39S
10/17/2018	0.0027
2/9/2022	0.028
8/23/2022	0.014
2/24/2023	0.03
Mean	0.01868
Std. Dev.	0.01281
Upper Lim.	0.03
Lower Lim.	0.0027

Confidence Interval

Constituent: Cobalt (mg/L) Analysis Run 5/8/2023 1:57 PM View: Appendix IV - Non-Parametric
Plant Scherer Client: Southern Company Data: Scherer AP

	PZ-43S	PZ-40I	PZ-42I
10/18/2018	0.0086	0.0076	0.0064
4/7/2021	0.00097 (J)		
8/18/2021	0.00025 (J)		
2/9/2022	<0.0025		0.00061 (J)
2/10/2022		0.0025	
8/22/2022			0.0012 (J)
8/23/2022		0.0029	
8/24/2022	<0.0025		
2/23/2023			<0.0025
2/24/2023	<0.0025	0.0014 (J)	
Mean	0.002887	0.0036	0.002677
Std. Dev.	0.002957	0.002741	0.002604
Upper Lim.	0.0086	0.0076	0.0064
Lower Lim.	0.00025	0.0014	0.00061

Confidence Interval

Constituent: Combined Radium 226 + 228 (pCi/L) Analysis Run 5/8/2023 1:57 PM View: Appendix IV - Non-Parametric

Plant Scherer Client: Southern Company Data: Scherer AP

	PZ-41S	PZ-43S	PZ-39S	PZ-14S	PZ-44I	PZ-17I	PZ-40I	PZ-42I
10/16/2018					0.551 (U)			
10/17/2018			0.0623 (U)					
10/18/2018	0.698	1.64				0.882	1.59	0.188 (U)
2/18/2020				0.163 (U)				
2/19/2020	0.216 (U)							
2/8/2022				0.0627 (U)				
2/9/2022	0.229 (U)	0.412 (U)	0.332 (U)		0.237 (U)	0.31 (U)		0.274 (U)
2/10/2022							0.366 (U)	
8/22/2022								0.401 (U)
8/23/2022			0.565	0.432 (U)			0.986	
8/24/2022	0.456	0.241 (U)			0.0981 (U)	0.125 (U)		
2/23/2023	0.168 (U)			0.413 (U)		0.255 (U)		0.651
2/24/2023		0.602	0.131 (U)				0.714	
2/28/2023					-0.0607 (U)			
Mean	0.3534	0.7238	0.2726	0.2677	0.2064	0.393	0.914	0.3785
Std. Dev.	0.2225	0.6284	0.2261	0.1836	0.26	0.3351	0.5172	0.2016
Upper Lim.	0.698	1.64	0.565	0.432	0.551	0.882	1.59	0.651
Lower Lim.	0.168	0.241	0.0623	0.0627	-0.0607	0.125	0.366	0.188

Confidence Interval

Constituent: Lithium (mg/L) Analysis Run 5/8/2023 1:57 PM View: Appendix IV - Non-Parametric
Plant Scherer Client: Southern Company Data: Scherer AP

	PZ-41S	PZ-39S
10/17/2018		0.0027 (J)
10/18/2018	0.0029 (J)	
2/9/2022	<0.005	0.012
8/23/2022		0.022
8/24/2022	0.00099 (J)	
2/23/2023	<0.005	
2/24/2023		0.0071
Mean	0.003472	0.01095
Std. Dev.	0.001928	0.008288
Upper Lim.	0.005	0.022
Lower Lim.	0.00099	0.0027

FIGURE I.

Appendix IV Trend Tests - Significant Results

Plant Scherer Client: Southern Company Data: Scherer AP Printed 5/3/2023, 10:51 AM

<u>Constituent</u>	<u>Well</u>	<u>Slope</u>	<u>Calc.</u>	<u>Critical</u>	<u>Sig.</u>	<u>N</u>	<u>%NDs</u>	<u>Normality</u>	<u>Xform</u>	<u>Alpha</u>	<u>Method</u>
Cobalt (mg/L)	SGWA-1 (bg)	-0.002606	-187	-98	Yes	23	0	n/a	n/a	0.01	NP
Cobalt (mg/L)	SGWA-25 (bg)	-0.001984	-187	-98	Yes	23	8.696	n/a	n/a	0.01	NP
Cobalt (mg/L)	SGWC-11	-0.002933	-190	-98	Yes	23	0	n/a	n/a	0.01	NP
Cobalt (mg/L)	SGWC-20	-0.02272	-162	-98	Yes	23	0	n/a	n/a	0.01	NP

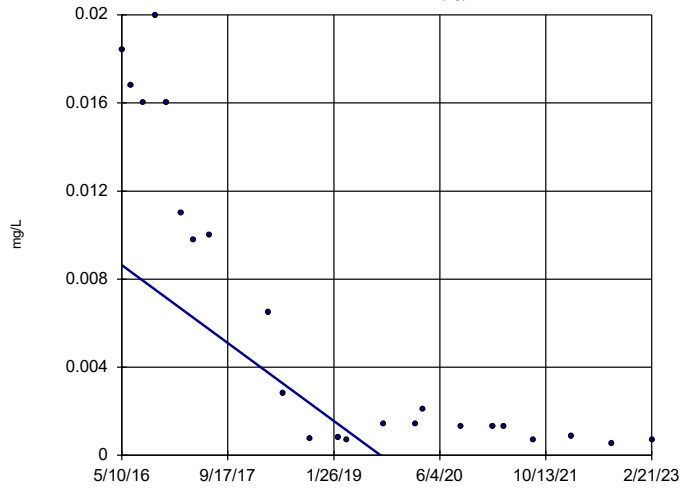
Appendix IV Trend Tests - All Results

Plant Scherer Client: Southern Company Data: Scherer AP Printed 5/3/2023, 10:51 AM

Constituent	Well	Slope	Calc.	Critical	Sig.	N	%NDs	Normality	Xform	Alpha	Method
Cobalt (mg/L)	SGWA-1 (bg)	-0.002606	-187	-98	Yes	23	0	n/a	n/a	0.01	NP
Cobalt (mg/L)	SGWA-2 (bg)	0	5	98	No	23	91.3	n/a	n/a	0.01	NP
Cobalt (mg/L)	SGWA-24 (bg)	0	-15	-98	No	23	65.22	n/a	n/a	0.01	NP
Cobalt (mg/L)	SGWA-25 (bg)	-0.001984	-187	-98	Yes	23	8.696	n/a	n/a	0.01	NP
Cobalt (mg/L)	SGWA-3 (bg)	0	18	98	No	23	95.65	n/a	n/a	0.01	NP
Cobalt (mg/L)	SGWA-4 (bg)	0	9	98	No	23	91.3	n/a	n/a	0.01	NP
Cobalt (mg/L)	SGWA-5 (bg)	0	0	98	No	23	100	n/a	n/a	0.01	NP
Cobalt (mg/L)	SGWC-10	0	-1	-98	No	23	0	n/a	n/a	0.01	NP
Cobalt (mg/L)	SGWC-11	-0.002933	-190	-98	Yes	23	0	n/a	n/a	0.01	NP
Cobalt (mg/L)	SGWC-15	-0.002451	-52	-98	No	23	0	n/a	n/a	0.01	NP
Cobalt (mg/L)	SGWC-18	-0.006116	-68	-98	No	23	0	n/a	n/a	0.01	NP
Cobalt (mg/L)	SGWC-20	-0.02272	-162	-98	Yes	23	0	n/a	n/a	0.01	NP

Sen's Slope Estimator

SGWA-1 (bg)



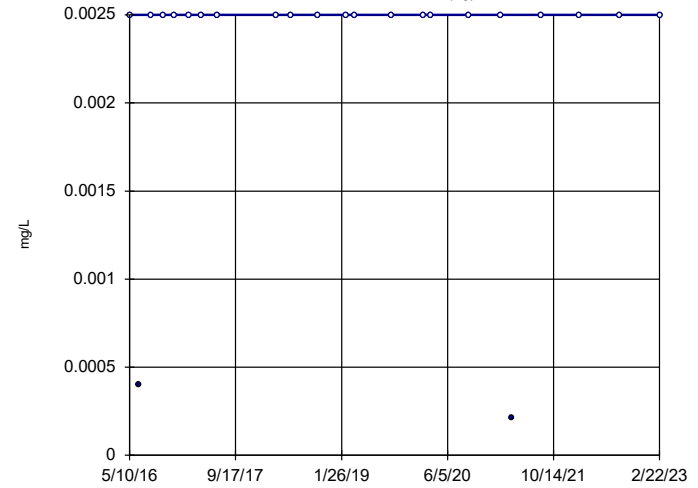
n = 23
 Slope = -0.002606
 units per year.
 Mann-Kendall
 statistic = -187
 critical = -98
 Decreasing trend
 significant at 99%
 confidence level
 ($\alpha = 0.005$ per
 tail).

Constituent: Cobalt Analysis Run 5/3/2023 10:50 AM View: Appendix IV - Trend Tests
 Plant Scherer Client: Southern Company Data: Scherer AP

Hollow symbols indicate censored values.

Sen's Slope Estimator

SGWA-2 (bg)

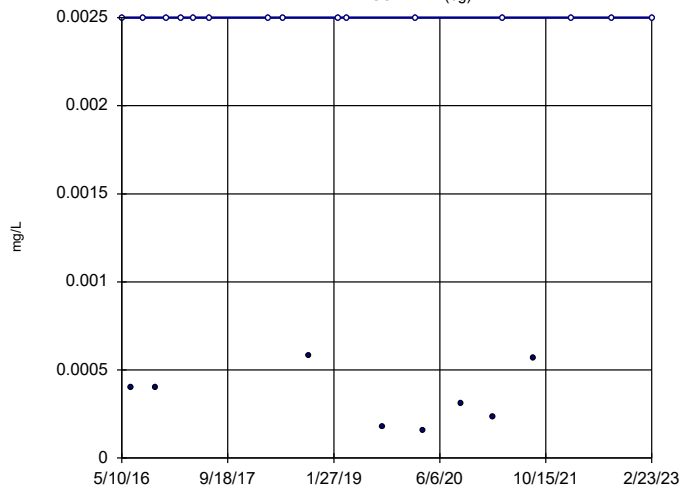


n = 23
 Slope = 0
 units per year.
 Mann-Kendall
 statistic = 5
 critical = 98
 Trend not sig-
 nificant at 99%
 confidence level
 ($\alpha = 0.005$ per
 tail).

Constituent: Cobalt Analysis Run 5/3/2023 10:50 AM View: Appendix IV - Trend Tests
 Plant Scherer Client: Southern Company Data: Scherer AP

Sen's Slope Estimator

SGWA-24 (bg)

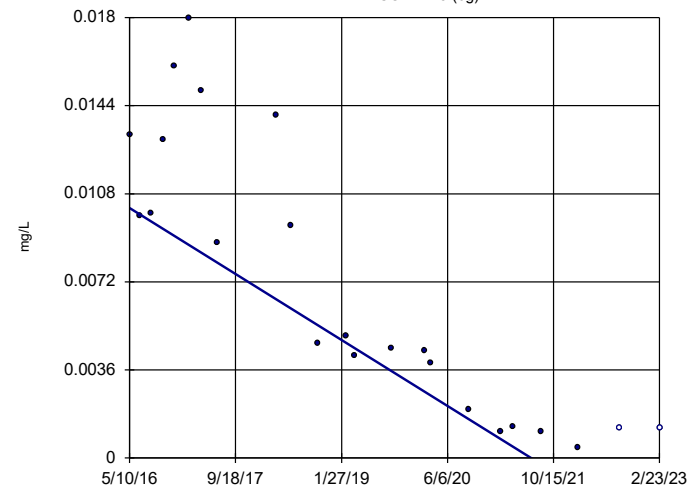


n = 23
 Slope = 0
 units per year.
 Mann-Kendall
 statistic = -15
 critical = -98
 Trend not sig-
 nificant at 99%
 confidence level
 ($\alpha = 0.005$ per
 tail).

Constituent: Cobalt Analysis Run 5/3/2023 10:50 AM View: Appendix IV - Trend Tests
 Plant Scherer Client: Southern Company Data: Scherer AP

Sen's Slope Estimator

SGWA-25 (bg)

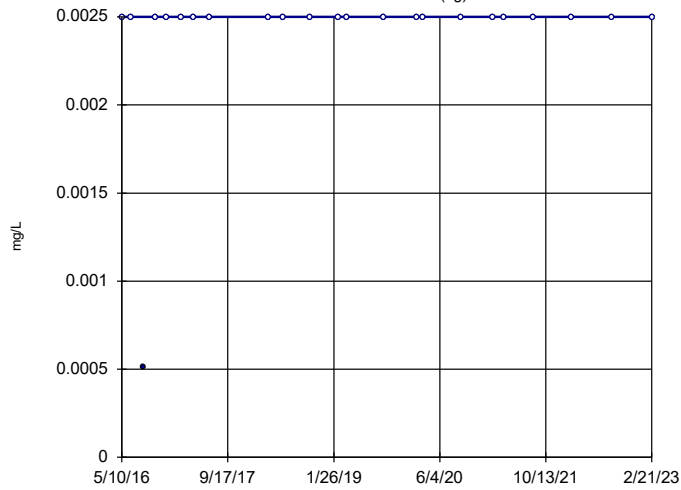


n = 23
 Slope = -0.001984
 units per year.
 Mann-Kendall
 statistic = -187
 critical = -98
 Decreasing trend
 significant at 99%
 confidence level
 ($\alpha = 0.005$ per
 tail).

Constituent: Cobalt Analysis Run 5/3/2023 10:50 AM View: Appendix IV - Trend Tests
 Plant Scherer Client: Southern Company Data: Scherer AP

Sen's Slope Estimator

SGWA-3 (bg)

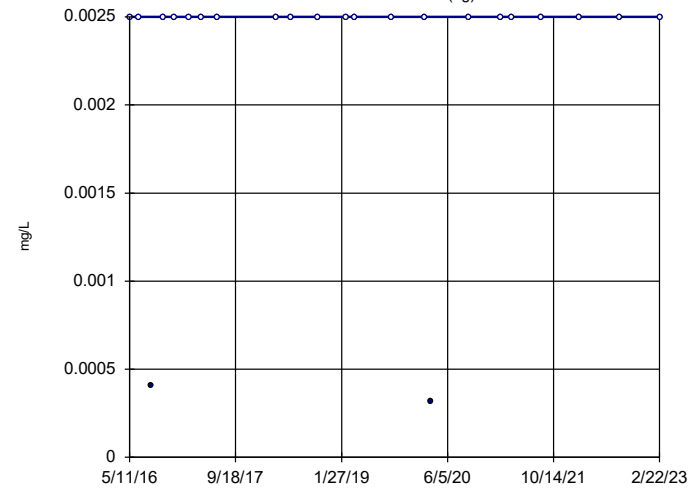


n = 23
Slope = 0
units per year.
Mann-Kendall
statistic = 18
critical = 98
Trend not sig-
nificant at 99%
confidence level
($\alpha = 0.005$ per
tail).

Constituent: Cobalt Analysis Run 5/3/2023 10:50 AM View: Appendix IV - Trend Tests
Plant Scherer Client: Southern Company Data: Scherer AP

Sen's Slope Estimator

SGWA-4 (bg)

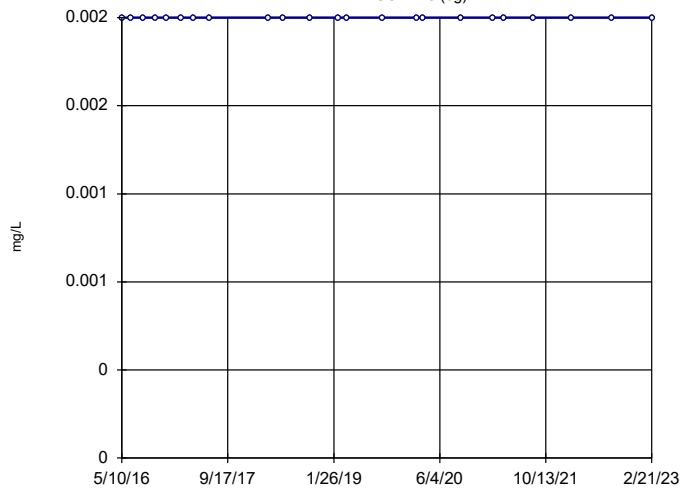


n = 23
Slope = 0
units per year.
Mann-Kendall
statistic = 9
critical = 98
Trend not sig-
nificant at 99%
confidence level
($\alpha = 0.005$ per
tail).

Constituent: Cobalt Analysis Run 5/3/2023 10:50 AM View: Appendix IV - Trend Tests
Plant Scherer Client: Southern Company Data: Scherer AP

Sen's Slope Estimator

SGWA-5 (bg)

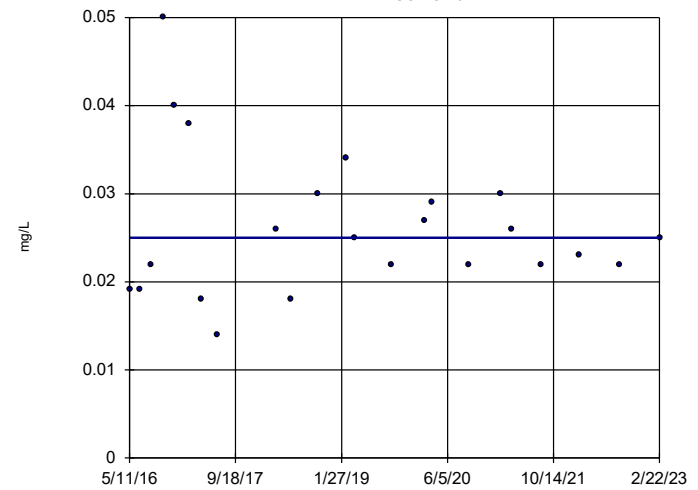


n = 23
Slope = 0
units per year.
Mann-Kendall
statistic = 0
critical = 98
Trend not sig-
nificant at 99%
confidence level
($\alpha = 0.005$ per
tail).

Constituent: Cobalt Analysis Run 5/3/2023 10:50 AM View: Appendix IV - Trend Tests
Plant Scherer Client: Southern Company Data: Scherer AP

Sen's Slope Estimator

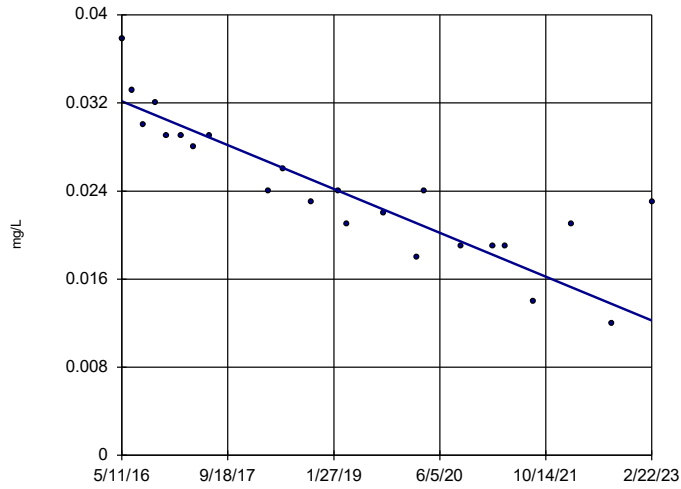
SGWC-10



n = 23
Slope = 0
units per year.
Mann-Kendall
statistic = -1
critical = -98
Trend not sig-
nificant at 99%
confidence level
($\alpha = 0.005$ per
tail).

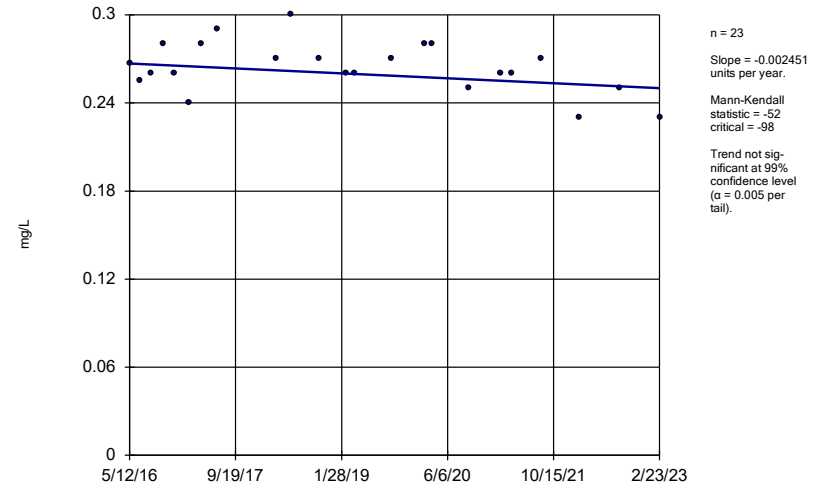
Constituent: Cobalt Analysis Run 5/3/2023 10:50 AM View: Appendix IV - Trend Tests
Plant Scherer Client: Southern Company Data: Scherer AP

Sen's Slope Estimator
SGWC-11



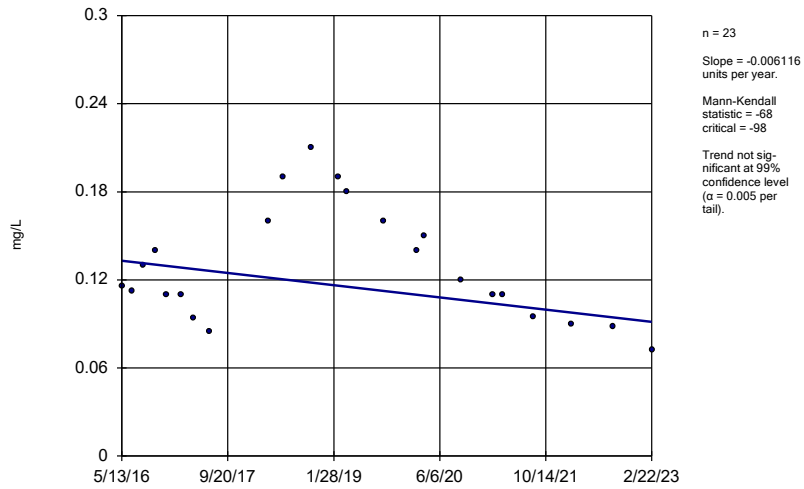
Constituent: Cobalt Analysis Run 5/3/2023 10:50 AM View: Appendix IV - Trend Tests
Plant Scherer Client: Southern Company Data: Scherer AP

Sen's Slope Estimator
SGWC-15



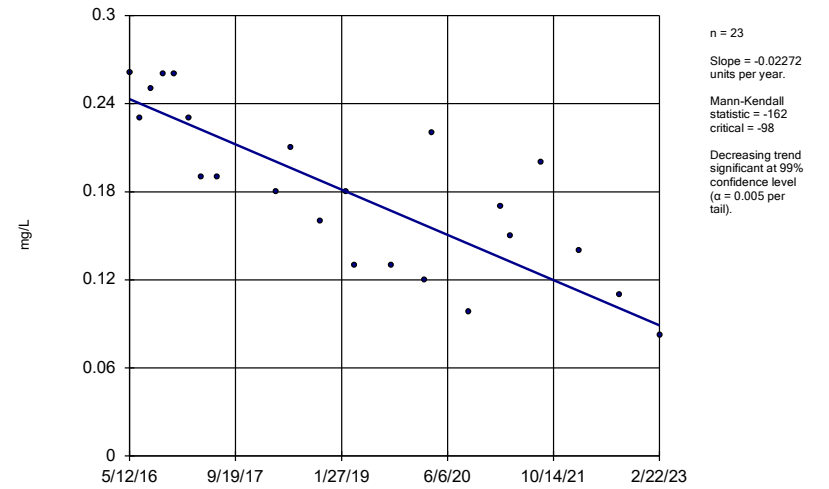
Constituent: Cobalt Analysis Run 5/3/2023 10:50 AM View: Appendix IV - Trend Tests
Plant Scherer Client: Southern Company Data: Scherer AP

Sen's Slope Estimator
SGWC-18



Constituent: Cobalt Analysis Run 5/3/2023 10:50 AM View: Appendix IV - Trend Tests
Plant Scherer Client: Southern Company Data: Scherer AP

Sen's Slope Estimator
SGWC-20




Constituent: Cobalt Analysis Run 5/3/2023 10:50 AM View: Appendix IV - Trend Tests
Plant Scherer Client: Southern Company Data: Scherer AP

APPENDIX D

**Statistical Analyses
August 2023**

GROUNDWATER STATS CONSULTING



January 31, 2024

Southern Company Services
Attn: Mr. Joju Abraham
241 Ralph McGill Blvd NE, Bin 10160
Atlanta, Georgia 30308-3374

Re: Plant Scherer Ash Pond (AP)
Statistical Analysis – August 2023 Sample Event

Dear Mr. Abraham,

Groundwater Stats Consulting, formerly the statistical consulting division of Sanitas Technologies, is pleased to provide the August 2023 Semi-Annual Groundwater Detection and Assessment Monitoring of groundwater data for Georgia Power Company's Plant Scherer AP. The analysis complies with the federal rule for the Disposal of Coal Combustion Residuals (CCR) from Electric Utilities (CCR Rule, 2015), the Georgia Environmental Protection Division (EPD) Rules for Solid Waste Management Chapter 391-3-4-.10, and follows the United States Environmental Protection Agency (USEPA) Unified Guidance (2009).

Sampling for the Appendix III and IV parameters began in 2016, and at least 8 background samples were collected at each of the groundwater monitoring wells. Sampling is conducted on a semi-annual basis for all constituents. A list of all parameters is provided below.

The monitoring well network, as provided by Southern Company Services, consists of the following:

- **Upgradient well:** SGWA-1, SGWA-2, SGWA-3, SGWA-4, SGWA-5, SGWA-24, and SGWA-25
- **Downgradient wells:** SGWC-6, SGWC-7, SGWC-8, SGWC-9, SGWC-10, SGWC-11, SGWC-12, SGWC-13, SGWC-14, SGWC-15, SGWC-16, SGWC-17, SGWC-18, SGWC-19, SGWC-20, SGWC-21, SGWC-22, and SGWC-23

- **Assessment Wells:** PZ-13S, PZ-14S, PZ-17I, PZ-39S, PZ-40I, PZ-41S, PZ-42I, PZ-43S, PZ-44I, and PZ-69I

The assessment wells were first sampled as early as October 2018 and all data are included on the time series graphs and box plots. These well/constituent pairs are formally evaluated for Appendix IV constituents using confidence intervals when a minimum of 4 samples are available.

Resamples were collected in October 2022 for the following well/constituent pairs due to the August 2022 samples exceeding hold times for mercury and TDS:

- Mercury: SGWC-18, SGWC-19, SGWC-20, SGWC-21, SGWC-22, SGWC-23, PZ-14S, PZ-39S, PZ-40I, and PZ-42I
- pH: SGWC-16, SGWC-17, SGWC-18, SGWC-19, SGWC-20, SGWC-21, SGWC-22, SGWC-23, PZ-14S, PZ-39S, PZ-40I, and PZ-42I
- TDS: SGWC-16 and SGWC-17

Additional resamples were collected in November 2022 for the following well/constituent pairs due to the October 2022 resamples exceeding hold times for TDS:

- pH: SGWC-16 and SGWC-17
- TDS: SGWC-16 and SGWC-17

Per request of WSP Golder, the August 2022 samples that exceeded hold times for mercury and TDS are not included in the Sanitas database. The resamples collected for pH at these wells in October and November 2022 and were retained in the database.

Data were sent electronically to Groundwater Stats Consulting, and the statistical analysis was reviewed by Kristina Rayner, Founder and Senior Statistician for Groundwater Stats Consulting. The analysis is prepared according to the recommended statistical methodology provided in the Fall 2017 by Dr. Kirk Cameron, PhD Statistician with MacStat Consulting, primary author of the USEPA Unified Guidance.

The CCR program monitors the constituents listed below. The terms “parameters” and “constituents” are used interchangeably.

- **Appendix III** (Detection Monitoring) - boron, calcium, chloride, fluoride, pH, sulfate, and TDS

- **Appendix IV** (Assessment Monitoring) – antimony, arsenic, barium, beryllium, cadmium, chromium, cobalt, combined radium 226 + 228 fluoride, lead, lithium, mercury, molybdenum, selenium, and thallium

Note that when there are no detections present in downgradient wells for a given constituent, statistical analyses are not required. A list of Appendix IV downgradient well/constituent pairs containing 100% non-detects follows this letter. For all constituents, a substitution of the most recent reporting limit is used for non-detect data. This generally gives the most conservative limit in each case.

Time series plots for Appendix III and IV parameters at all wells are provided for the purpose of screening data at these wells (Figure A). Additionally, a separate section of box plots is included for all constituents at upgradient and downgradient wells (Figure B). The time series plots are used to initially screen for suspected outliers and trends, while the box plots provide visual representation of variation within individual wells and between all wells. Values in background which have been flagged as outliers may be seen in a lighter font and as a disconnected symbol on the graphs. A summary of flagged outliers follows this report (Figure C).

Based on a previous screening, data at all wells for constituents detected in downgradient wells were evaluated for the following: 1) outliers; 2) trends; 3) most appropriate statistical method based on site characteristics of groundwater data upgradient of the facility; and 4) eligibility of downgradient wells when intrawell statistical methods are recommended. Power curves were provided with the screening to demonstrate that the selected statistical methods for the parameters listed above comply with the USEPA Unified Guidance and the Georgia Environmental Protection Division Rules for Solid Waste Management Chapter 391-3-4-.10. The EPA suggests the selected statistical method should provide at least 55% power at 3 standard deviations or at least 80% power at 4 standard deviations.

The original background screening was conducted in 2017 by MacStat Consulting. Values identified as outliers were flagged in the database and excluded prior to construction of statistical limits. Interwell prediction limits, combined with a 1-of-2 resample plan, were recommended for all Appendix III constituents.

Interwell tests, which compare downgradient well data to statistical limits constructed from pooled upgradient well data, are appropriate when average concentrations are similar across upgradient wells. Intrawell tests, which compare compliance data from a single well to screened historical data within the same well, are appropriate when upgradient wells exhibit spatial variation; when statistical limits constructed from

upgradient wells would not be conservative from a regulatory perspective; and when downgradient water quality is unimpacted compared to upgradient water quality for the same parameter. While data were further tested for intrawell eligibility during the screening, interwell methods were recommended for all Appendix III constituents in accordance with Georgia EPD requirements.

Summary of Statistical Methods:

Based on the evaluation for state and federal regulatory requirements, the following methods were selected for Appendix III and IV constituents:

- Appendix III: Interwell prediction limits, combined with a 1-of-2 resample plan for boron, calcium, chloride, fluoride, pH, sulfate, and TDS
- Appendix IV: Confidence intervals on downgradient well data compared against Ground Water Protection Standards (GWPS) for each Appendix IV constituent

The distribution of data is tested using the Shapiro-Wilk/Shapiro-Francia test for normality. Parametric prediction limits (or tolerance limits or confidence intervals as applicable) are utilized when the screened historical data follow a normal or transformed-normal distribution. When data cannot be normalized or the majority of data are non-detects, a nonparametric test is utilized. While the false positive rate associated with the parametric limits is based on an annual 10% (5% per semi-annual event) as recommended by the EPA Unified Guidance (2009), the false positive rate associated with the nonparametric limits is dependent upon the available background sample size, number of future comparisons, and verification resample plan. The following approaches are used for handling non-detects (USEPA, 2009):

- No statistical analyses are required on wells and analytes containing 100% non-detects (USEPA Unified Guidance, 2009, Chapter 6).
- When data contain <15% non-detects, simple substitution of one-half the reporting limit is utilized in the statistical analysis. The reporting limit utilized for non-detects is the most recent practical quantification limit (PQL) as reported by the laboratory.
- When data contain between 15-50% non-detects, the Kaplan-Meier non-detect adjustment is applied to the background data for parametric limits. This technique adjusts the mean and standard deviation of the historical concentrations to account for concentrations below the reporting limit.
- Nonparametric prediction limits are used on data containing greater than 50% non-detects.

Natural systems continuously evolve due to physical changes made to the environment. Examples include capping a landfill, paving areas near a well, or lining a drainage channel to prevent erosion. Periodic updating of background statistical limits is necessary to accommodate these types of changes. In the interwell case, prediction limits are updated with upgradient well data during each event after careful screening for any new outliers. While this was not required for this report, in some cases, deselecting the earlier portion of data may be necessary prior to construction of limits so that resulting statistical limits are conservative (lower) from a regulatory perspective and capable of rapidly detecting changes in groundwater quality. Even though the data are excluded from the calculation, the values will continue to be reported and shown in tables and graphs.

Statistical Analysis of Appendix III Parameters – August 2023

All Appendix III parameters were analyzed using interwell prediction limits. Background (upgradient) well data were reassessed for potential outliers during this analysis. Values in background which have been flagged as outliers may be seen in a lighter font and as a disconnected symbol on the graphs. Data from upgradient wells for Appendix III parameters are reassessed for outliers during each analysis. Previously flagged values were confirmed, and no additional outliers were flagged. A summary of flagged outliers follows this report.

Interwell Prediction Limits

Interwell prediction limits, combined with a 1-of-2 resample plan, were constructed using all historical upgradient well data through August 2023 (Figure D). Interwell prediction limits pool upgradient well data to establish a background limit for an individual constituent. The August 2023 samples from each downgradient well are compared to the background limit to determine whether initial exceedances are present.

In the event of an initial exceedance of compliance well data, the 1-of-2 resample plan allows for collection of one additional sample to determine whether the initial exceedance is confirmed. When a resample confirms the initial exceedance, a statistically significant increase is identified, and further research would be required to identify the cause of the exceedance (i.e., impact from the site, natural variation, or an off-site source). If the resample falls within the statistical limit, the initial exceedance is considered to be a false positive result; therefore, no exceedance is noted, and no further action is necessary. If no resample is collected, the original result is considered a confirmed exceedance. Several prediction limit exceedances were identified for Appendix III parameters. A summary table of the interwell prediction limits follows this letter and includes a list of exceedances.

Trend Test Evaluation – Appendix III

When prediction limit exceedances are identified in downgradient wells, data are further evaluated using the Sen's Slope/Mann Kendall trend test at the 99% confidence level to determine whether concentrations are statistically increasing, decreasing, or stable (Figure E). Upgradient wells are included in the trend analyses for all parameters found to exceed their prediction limit in downgradient wells to identify whether similar patterns exist upgradient of the site, which is an indication of variability in groundwater unrelated to practices at the site. A summary of the trend test results including a list of statistically significant trends follows this letter. Statistically significant trends were noted for the following well/constituent pairs:

Increasing:

- Boron: SGWC-10, SGWC-11, SGWC-16, SGWC-18, and SGWC-22
- Calcium: SGWA-2, SGWA-4, SGWA-5, SGWA-24 (all upgradient), SGWC-13, SGWC-17, SGWC-19, SGWC-21, and SGWC-22
- Chloride: SGWC-9, SGWC-12, SGWC-13, SGWC-15, SGWC-16, SGWC-18, SGWC-21, and SGWC-23
- pH: SGWC-18
- Sulfate: SGWC-12, SGWC-13, SGWC-16, SGWC-17, SGWC-19, SGWC-21, and SGWC-22
- TDS: SGWA-4 (upgradient), SGWC-13, SGWC-14, SGWC-17, SGWC-19, and SGWC-22

Decreasing:

- Boron: SGWC-20, SGWC-21, and SGWC-23
- Calcium: SGWC-9
- Chloride: SGWA-3 (upgradient) and SGWC-7
- Fluoride: SGWA-4 (upgradient) and SGWC-20
- Sulfate: SGWA-3 (upgradient), SGWC-7, SGWC-11, and SGWC-23
- TDS: SGWC-23

Statistical Analysis of Appendix IV Parameters – August 2023

For Appendix IV parameters, confidence intervals for each downgradient well/constituent were compared against corresponding Groundwater Protection Standards (GWPS). GWPS were developed as described below. Downgradient well/constituent pairs containing 100% non-detects do not require analysis.

Data from upgradient wells for Appendix IV parameters are reassessed for outliers during each analysis. Previously flagged values were confirmed, and no additional outliers were flagged. A summary of flagged outliers follows this report (Figure C).

Interwell Upper Tolerance Limits

First, interwell tolerance limits were used to calculate site-specific background limits from all available pooled upgradient well data through August 2023 for Appendix IV constituents (Figure H). Parametric tolerance limits are used when data follow a normal or transformed-normal distribution. When data contained greater than 50% non-detects or did not follow a normal or transformed-normal distribution, non-parametric tolerance limits were constructed.

Groundwater Protection Standards

The background limits were then used when determining the groundwater protection standard (GWPS) under 40 CFR §257.95(h) and Georgia EPD Rule 391-3-4-.10(6)(a). On July 30, 2018, US EPA revised the Federal CCR rule updating GWPS for cobalt, lead, lithium, and molybdenum as described above in 40 CFR §257.95(h)(2). Effective on February 22, 2022, Georgia EPD incorporated the updated GWPS into the current Georgia EPD Rules for Solid Waste Management 391-3-4-.10(6)(a). In accordance with the updated Rules, the GWPS is:

- The maximum contaminant level (MCL) established under §141.62 and §141.66 of this title
- Where an MCL has not been established for a constituent, Federal and State CCR Rules specify levels for cobalt (0.006 mg/L), lead (0.015 mg/L), lithium (0.040 mg/L), and molybdenum (0.100 mg/L)
- The respective background level for a constituent when the background level is higher than the MCL or Federal CCR Rule identified GWPS

Following Georgia EPD Rule requirements and the Federal CCR requirements, GWPS were established for statistical comparison of Appendix IV constituents for this sample event (Figure I).

Confidence Intervals

To complete the statistical comparison to GWPS, confidence intervals were constructed for each of the Appendix IV constituents in downgradient and assessment wells with 4 or more samples (Figure H).

The Sanitas software was used to calculate the confidence intervals, either parametric or nonparametric, depending on the data distribution and percentage of non-detects. When data followed a normal or transformed-normal distribution, parametric confidence intervals were used for Appendix IV parameters. Nonparametric confidence intervals, which use the largest and smallest order statistics depending on the sample size as interval limits, were constructed when data did not follow a normal or transformed-normal distribution or when there were greater than 50% non-detects. The lower confidence limit, which is constructed with 99% confidence for parametric confidence intervals, is compared to the GWPS prepared as described above. The confidence level associated with nonparametric confidence intervals is dependent upon the number of samples available.

For some assessment well/constituent pairs with less than 8 samples, the parametric lower confidence limit resulted in a negative number. Therefore, non-parametric confidence intervals were constructed for any assessment well/constituent pairs and may be found at the end of Figure H. This is a more conservative approach in that the lower confidence limit reflects the lowest measurement in the data set for a given well rather than a negative number. Note that in some cases for combined radium 226 + 228 the lowest recorded observations are negative values.

Only when the entire confidence interval is above a GWPS is the downgradient well/constituent pair considered to exceed its respective standard. If there is an exceedance of the GWPS, a statistically significant level (SSL) exceedance is identified. Summaries of the confidence interval results, along with graphical comparison against GWPS follow this letter. Exceedances were noted for the following well/constituent pairs:

- Cobalt: SGWC-10, SGWC-11, SGWC-15, SGWC-18, and SGWC-20

Trend Test Evaluation – Appendix IV

When confidence interval exceedances are identified in downgradient wells, data are further evaluated using the Sen's Slope/Mann Kendall trend test to determine whether concentrations are statistically increasing, decreasing, or stable at the 95% confidence level (Figure I). Utilizing the 95% confidence level for trend tests readily identifies significant trends and is more sensitive than the 99% confidence level without drastically increasing the false negative rate. Upgradient wells are included in the trend analyses for all parameters found to exceed their prediction limit in downgradient wells. When similar patterns exist upgradient of the site, it is an indication of variability in groundwater which may be unrelated to practices at the site. A summary of the Appendix IV trend test results

follows this letter and statistically significant trends were identified for the following well/constituent pairs:

Increasing

- None

Decreasing

- Cobalt: SGWA-1, SGWA-25 (both upgradient), SGWC-11, SGWC-18, and SGWC-20

Thank you for the opportunity to assist you in the statistical analysis of groundwater quality for Plant Scherer AP. If you have any questions or comments, please feel free to contact us.

For Groundwater Stats Consulting,



Tristan Clark
Groundwater Analyst



Andrew Collins
Project Manager

100% Non-Detects: Appendix IV Downgradient & Assessment

Analysis Run 9/27/2023 5:26 PM View: Appendix IV
UNLICENSED Client: UNLICENSED Data: Scherer AP

Antimony (mg/L)

SGWC-11, SGWC-12, SGWC-14, SGWC-15, SGWC-16, SGWC-17, SGWC-6, SGWC-8, SGWC-9, PZ-41S, PZ-43S, PZ-39S, PZ-14S, PZ-44I, PZ-42I, PZ-69I

Arsenic (mg/L)

PZ-41S, PZ-43S, PZ-14S, PZ-13S, PZ-44I, PZ-17I, PZ-40I

Beryllium (mg/L)

SGWC-11, SGWC-12, SGWC-13, SGWC-16, SGWC-21, SGWC-23, SGWC-7, SGWC-9, PZ-41S, PZ-43S, PZ-39S, PZ-14S, PZ-13S, PZ-44I, PZ-17I, PZ-40I, PZ-42I, PZ-69I

Cadmium (mg/L)

SGWC-10, SGWC-12, SGWC-13, SGWC-16, SGWC-17, SGWC-22, SGWC-23, SGWC-7, SGWC-9, PZ-41S, PZ-43S, PZ-39S, PZ-14S, PZ-13S, PZ-44I, PZ-17I, PZ-40I, PZ-42I, PZ-69I

Chromium (mg/L)

SGWC-11, SGWC-6, PZ-40I, PZ-69I

Cobalt (mg/L)

PZ-17I

Lead (mg/L)

SGWC-11, SGWC-9, PZ-41S, PZ-43S, PZ-39S, PZ-14S, PZ-13S, PZ-44I, PZ-17I, PZ-40I, PZ-69I

Mercury (mg/L)

SGWC-19, PZ-41S, PZ-43S, PZ-39S, PZ-14S, PZ-17I, PZ-40I, PZ-42I, PZ-69I

Molybdenum (mg/L)

SGWC-10, SGWC-11, SGWC-13, SGWC-15, SGWC-16, SGWC-17, SGWC-18, SGWC-19, SGWC-20, SGWC-21, SGWC-22, PZ-41S, PZ-43S, PZ-14S, PZ-13S, PZ-44I, PZ-17I

Selenium (mg/L)

SGWC-10, SGWC-21, SGWC-22, SGWC-8, SGWC-9, PZ-43S, PZ-14S, PZ-13S, PZ-69I

Thallium (mg/L)

SGWC-16, SGWC-19, SGWC-21, PZ-41S, PZ-43S, PZ-39S, PZ-14S, PZ-13S, PZ-44I, PZ-17I, PZ-40I, PZ-42I, PZ-69I

Appendix III Interwell Prediction Limit - Significant Results

Plant Scherer Client: Southern Company Data: Scherer AP Printed 9/20/2023, 3:31 PM

Constituent	Well	Upper Lim	Lower Lim	Date	Observ.	Sig.	Bg	NBg	Mean	Std. Dev.	%NDs	ND Adj.	Transform	Alpha	Method
Boron, total (mg/L)	SGWC-10	0.18	n/a	8/7/2023	0.19	Yes	147	n/a	n/a	89.8	n/a	n/a	n/a	0.00009105	NP Inter (NDs) 1 of 2
Boron, total (mg/L)	SGWC-11	0.18	n/a	8/2/2023	0.57	Yes	147	n/a	n/a	89.8	n/a	n/a	n/a	0.00009105	NP Inter (NDs) 1 of 2
Boron, total (mg/L)	SGWC-13	0.18	n/a	8/2/2023	0.64	Yes	147	n/a	n/a	89.8	n/a	n/a	n/a	0.00009105	NP Inter (NDs) 1 of 2
Boron, total (mg/L)	SGWC-14	0.18	n/a	8/8/2023	1.6	Yes	147	n/a	n/a	89.8	n/a	n/a	n/a	0.00009105	NP Inter (NDs) 1 of 2
Boron, total (mg/L)	SGWC-15	0.18	n/a	8/7/2023	1.4	Yes	147	n/a	n/a	89.8	n/a	n/a	n/a	0.00009105	NP Inter (NDs) 1 of 2
Boron, total (mg/L)	SGWC-16	0.18	n/a	8/8/2023	0.73	Yes	147	n/a	n/a	89.8	n/a	n/a	n/a	0.00009105	NP Inter (NDs) 1 of 2
Boron, total (mg/L)	SGWC-17	0.18	n/a	8/7/2023	0.3	Yes	147	n/a	n/a	89.8	n/a	n/a	n/a	0.00009105	NP Inter (NDs) 1 of 2
Boron, total (mg/L)	SGWC-18	0.18	n/a	8/7/2023	6.6	Yes	147	n/a	n/a	89.8	n/a	n/a	n/a	0.00009105	NP Inter (NDs) 1 of 2
Boron, total (mg/L)	SGWC-19	0.18	n/a	8/7/2023	1.9	Yes	147	n/a	n/a	89.8	n/a	n/a	n/a	0.00009105	NP Inter (NDs) 1 of 2
Boron, total (mg/L)	SGWC-20	0.18	n/a	8/7/2023	1.8	Yes	147	n/a	n/a	89.8	n/a	n/a	n/a	0.00009105	NP Inter (NDs) 1 of 2
Boron, total (mg/L)	SGWC-21	0.18	n/a	8/8/2023	1.2	Yes	147	n/a	n/a	89.8	n/a	n/a	n/a	0.00009105	NP Inter (NDs) 1 of 2
Boron, total (mg/L)	SGWC-22	0.18	n/a	8/7/2023	0.52	Yes	147	n/a	n/a	89.8	n/a	n/a	n/a	0.00009105	NP Inter (NDs) 1 of 2
Boron, total (mg/L)	SGWC-23	0.18	n/a	8/8/2023	0.41	Yes	147	n/a	n/a	89.8	n/a	n/a	n/a	0.00009105	NP Inter (NDs) 1 of 2
Boron, total (mg/L)	SGWC-9	0.18	n/a	8/7/2023	1.6	Yes	147	n/a	n/a	89.8	n/a	n/a	n/a	0.00009105	NP Inter (NDs) 1 of 2
Calcium, total (mg/L)	SGWC-12	21	n/a	8/7/2023	22	Yes	147	n/a	n/a	0	n/a	n/a	n/a	0.00009105	NP Inter (normality) 1 of 2
Calcium, total (mg/L)	SGWC-13	21	n/a	8/2/2023	22	Yes	147	n/a	n/a	0	n/a	n/a	n/a	0.00009105	NP Inter (normality) 1 of 2
Calcium, total (mg/L)	SGWC-14	21	n/a	8/8/2023	39	Yes	147	n/a	n/a	0	n/a	n/a	n/a	0.00009105	NP Inter (normality) 1 of 2
Calcium, total (mg/L)	SGWC-17	21	n/a	8/7/2023	62	Yes	147	n/a	n/a	0	n/a	n/a	n/a	0.00009105	NP Inter (normality) 1 of 2
Calcium, total (mg/L)	SGWC-18	21	n/a	8/7/2023	39	Yes	147	n/a	n/a	0	n/a	n/a	n/a	0.00009105	NP Inter (normality) 1 of 2
Calcium, total (mg/L)	SGWC-19	21	n/a	8/7/2023	41	Yes	147	n/a	n/a	0	n/a	n/a	n/a	0.00009105	NP Inter (normality) 1 of 2
Calcium, total (mg/L)	SGWC-21	21	n/a	8/8/2023	39	Yes	147	n/a	n/a	0	n/a	n/a	n/a	0.00009105	NP Inter (normality) 1 of 2
Calcium, total (mg/L)	SGWC-22	21	n/a	8/7/2023	30	Yes	147	n/a	n/a	0	n/a	n/a	n/a	0.00009105	NP Inter (normality) 1 of 2
Calcium, total (mg/L)	SGWC-8	21	n/a	8/8/2023	43	Yes	147	n/a	n/a	0	n/a	n/a	n/a	0.00009105	NP Inter (normality) 1 of 2
Calcium, total (mg/L)	SGWC-9	21	n/a	8/7/2023	40	Yes	147	n/a	n/a	0	n/a	n/a	n/a	0.00009105	NP Inter (normality) 1 of 2
Chloride, Total (mg/L)	SGWC-10	3.137	n/a	8/7/2023	9.1	Yes	147	0.6247	0.2496	0	None	ln(x)	0.000418	Param Inter 1 of 2	
Chloride, Total (mg/L)	SGWC-11	3.137	n/a	8/2/2023	10	Yes	147	0.6247	0.2496	0	None	ln(x)	0.000418	Param Inter 1 of 2	
Chloride, Total (mg/L)	SGWC-12	3.137	n/a	8/7/2023	9.5	Yes	147	0.6247	0.2496	0	None	ln(x)	0.000418	Param Inter 1 of 2	
Chloride, Total (mg/L)	SGWC-13	3.137	n/a	8/2/2023	13	Yes	147	0.6247	0.2496	0	None	ln(x)	0.000418	Param Inter 1 of 2	
Chloride, Total (mg/L)	SGWC-14	3.137	n/a	8/8/2023	14	Yes	147	0.6247	0.2496	0	None	ln(x)	0.000418	Param Inter 1 of 2	
Chloride, Total (mg/L)	SGWC-15	3.137	n/a	8/7/2023	12	Yes	147	0.6247	0.2496	0	None	ln(x)	0.000418	Param Inter 1 of 2	
Chloride, Total (mg/L)	SGWC-16	3.137	n/a	8/8/2023	9.9	Yes	147	0.6247	0.2496	0	None	ln(x)	0.000418	Param Inter 1 of 2	
Chloride, Total (mg/L)	SGWC-17	3.137	n/a	8/7/2023	7.8	Yes	147	0.6247	0.2496	0	None	ln(x)	0.000418	Param Inter 1 of 2	
Chloride, Total (mg/L)	SGWC-18	3.137	n/a	8/7/2023	10	Yes	147	0.6247	0.2496	0	None	ln(x)	0.000418	Param Inter 1 of 2	
Chloride, Total (mg/L)	SGWC-19	3.137	n/a	8/7/2023	9.9	Yes	147	0.6247	0.2496	0	None	ln(x)	0.000418	Param Inter 1 of 2	
Chloride, Total (mg/L)	SGWC-20	3.137	n/a	8/7/2023	9.3	Yes	147	0.6247	0.2496	0	None	ln(x)	0.000418	Param Inter 1 of 2	
Chloride, Total (mg/L)	SGWC-21	3.137	n/a	8/8/2023	7.7	Yes	147	0.6247	0.2496	0	None	ln(x)	0.000418	Param Inter 1 of 2	
Chloride, Total (mg/L)	SGWC-22	3.137	n/a	8/7/2023	11	Yes	147	0.6247	0.2496	0	None	ln(x)	0.000418	Param Inter 1 of 2	
Chloride, Total (mg/L)	SGWC-23	3.137	n/a	8/8/2023	12	Yes	147	0.6247	0.2496	0	None	ln(x)	0.000418	Param Inter 1 of 2	
Chloride, Total (mg/L)	SGWC-7	3.137	n/a	8/8/2023	3.4	Yes	147	0.6247	0.2496	0	None	ln(x)	0.000418	Param Inter 1 of 2	
Chloride, Total (mg/L)	SGWC-8	3.137	n/a	8/8/2023	24	Yes	147	0.6247	0.2496	0	None	ln(x)	0.000418	Param Inter 1 of 2	
Chloride, Total (mg/L)	SGWC-9	3.137	n/a	8/7/2023	15	Yes	147	0.6247	0.2496	0	None	ln(x)	0.000418	Param Inter 1 of 2	
Fluoride, total (mg/L)	SGWC-20	0.16	n/a	8/7/2023	0.18	Yes	174	n/a	n/a	54.6	n/a	n/a	n/a	0.00006514	NP Inter (NDs) 1 of 2
Fluoride, total (mg/L)	SGWC-7	0.16	n/a	8/8/2023	0.21	Yes	174	n/a	n/a	54.6	n/a	n/a	n/a	0.00006514	NP Inter (NDs) 1 of 2
Fluoride, total (mg/L)	SGWC-8	0.16	n/a	8/8/2023	0.78	Yes	174	n/a	n/a	54.6	n/a	n/a	n/a	0.00006514	NP Inter (NDs) 1 of 2
pH (S.U.)	SGWC-15	7.01	5.09	8/7/2023	4.55	Yes	168	n/a	n/a	0	n/a	n/a	n/a	0.0001398	NP Inter (normality) 1 of 2
pH (S.U.)	SGWC-18	7.01	5.09	8/7/2023	4.83	Yes	168	n/a	n/a	0	n/a	n/a	n/a	0.0001398	NP Inter (normality) 1 of 2
pH (S.U.)	SGWC-20	7.01	5.09	8/7/2023	4.29	Yes	168	n/a	n/a	0	n/a	n/a	n/a	0.0001398	NP Inter (normality) 1 of 2
Sulfate, total (mg/L)	SGWC-10	3.75	n/a	8/7/2023	7.1	Yes	147	n/a	n/a	47.62	n/a	n/a	n/a	0.00009105	NP Inter (normality) 1 of 2
Sulfate, total (mg/L)	SGWC-11	3.75	n/a	8/2/2023	4.8	Yes	147	n/a	n/a	47.62	n/a	n/a	n/a	0.00009105	NP Inter (normality) 1 of 2
Sulfate, total (mg/L)	SGWC-12	3.75	n/a	8/7/2023	54	Yes	147	n/a	n/a	47.62	n/a	n/a	n/a	0.00009105	NP Inter (normality) 1 of 2
Sulfate, total (mg/L)	SGWC-13	3.75	n/a	8/2/2023	100	Yes	147	n/a	n/a	47.62	n/a	n/a	n/a	0.00009105	NP Inter (normality) 1 of 2
Sulfate, total (mg/L)	SGWC-14	3.75	n/a	8/8/2023	210	Yes	147	n/a	n/a	47.62	n/a	n/a	n/a	0.00009105	NP Inter (normality) 1 of 2
Sulfate, total (mg/L)	SGWC-15	3.75	n/a	8/7/2023	190	Yes	147	n/a	n/a	47.62	n/a	n/a	n/a	0.00009105	NP Inter (normality) 1 of 2
Sulfate, total (mg/L)	SGWC-16	3.75	n/a	8/8/2023	59	Yes	147	n/a	n/a	47.62	n/a	n/a	n/a	0.00009105	NP Inter (normality) 1 of 2
Sulfate, total (mg/L)	SGWC-17	3.75	n/a	8/7/2023	240	Yes	147	n/a	n/a	47.62	n/a	n/a	n/a	0.00009105	NP Inter (normality) 1 of 2
Sulfate, total (mg/L)	SGWC-18	3.75	n/a	8/7/2023	760	Yes	147	n/a	n/a	47.62	n/a	n/a	n/a	0.00009105	NP Inter (normality) 1 of 2
Sulfate, total (mg/L)	SGWC-19	3.75	n/a	8/7/2023	260	Yes	147	n/a	n/a	47.62	n/a	n/a	n/a	0.00009105	NP Inter (normality) 1 of 2
Sulfate, total (mg/L)	SGWC-20	3.75	n/a	8/7/2023	240	Yes	147	n/a	n/a	47.62	n/a	n/a	n/a	0.00009105	NP Inter (normality) 1 of 2
Sulfate, total (mg/L)	SGWC-21	3.75	n/a	8/8/2023	110	Yes	147	n/a	n/a	47.62	n/a	n/a	n/a	0.00009105	NP Inter (normality) 1 of 2
Sulfate, total (mg/L)	SGWC-22	3.75	n/a	8/7/2023	110	Yes	147	n/a	n/a	47.62	n/a	n/a	n/a	0.00009105	NP Inter (normality) 1 of 2
Sulfate, total (mg/L)	SGWC-23	3.75	n/a	8/8/2023	55	Yes	147	n/a	n/a	47.62	n/a	n/a	n/a	0.00009105	NP Inter (normality) 1 of 2
Sulfate, total (mg/L)	SGWC-7	3.75	n/a	8/8/2023	4.5	Yes	147	n/a	n/a	47.62	n/a	n/a	n/a	0.00009105	NP Inter (normality) 1 of 2
Sulfate, total (mg/L)	SGWC-8	3.75	n/a	8/8/2023	41	Yes	147	n/a	n/a	47.62	n/a	n/a	n/a	0.00009105	NP Inter (normality) 1 of 2
Sulfate, total (mg/L)	SGWC-9	3.75	n/a	8/7/2023	200	Yes	147	n/a	n/a	47.62	n/a	n/a	n/a	0.00009105	NP Inter (normality) 1 of 2
Total Dissolved Solids [TDS] (mg/L)	SGWC-12	200	n/a	8/7/2023	210	Yes	147	n/a	n/a	0.6803	n/a	n/a	n/a	0.00009105	NP Inter (normality) 1 of 2
Total Dissolved Solids [TDS] (mg/L)	SGWC-13	200	n/a	8/2/2023	220	Yes	147	n/a	n/a	0.6803	n/a	n/a	n/a	0.00009105	NP Inter (normality) 1 of 2
Total Dissolved Solids [TDS] (mg/L)	SGWC-14	200	n/a	8/8/2023	360	Yes	147	n/a	n/a	0.6803	n/a	n/a	n/a	0.00009105	NP Inter (normality) 1 of 2
Total Dissolved Solids [TDS] (mg/L)	SGWC-15	200	n/a	8/7/2023	360	Yes	147	n/a	n/a	0.6803	n/a	n/a	n/a	0.00009105	NP Inter (normality) 1 of 2

Appendix III Interwell Prediction Limit - Significant Results

Plant Scherer Client: Southern Company Data: Scherer AP Printed 9/20/2023, 3:31 PM

Constituent	Well	Upper Lim	Lower Lim	Date	Obsrv.	Sig.	Bg	NBg	Mean	Std. Dev.	%NDs	ND Adj.	Transform	Alpha	Method
Total Dissolved Solids [TDS] (mg/L)	SGWC-17	200	n/a	8/7/2023	470	Yes	147	n/a	n/a	0.6803	n/a	n/a	n/a	0.00009105	NP Inter (normality) 1 of 2
Total Dissolved Solids [TDS] (mg/L)	SGWC-18	200	n/a	8/7/2023	1200	Yes	147	n/a	n/a	0.6803	n/a	n/a	n/a	0.00009105	NP Inter (normality) 1 of 2
Total Dissolved Solids [TDS] (mg/L)	SGWC-19	200	n/a	8/7/2023	420	Yes	147	n/a	n/a	0.6803	n/a	n/a	n/a	0.00009105	NP Inter (normality) 1 of 2
Total Dissolved Solids [TDS] (mg/L)	SGWC-20	200	n/a	8/7/2023	350	Yes	147	n/a	n/a	0.6803	n/a	n/a	n/a	0.00009105	NP Inter (normality) 1 of 2
Total Dissolved Solids [TDS] (mg/L)	SGWC-21	200	n/a	8/8/2023	360	Yes	147	n/a	n/a	0.6803	n/a	n/a	n/a	0.00009105	NP Inter (normality) 1 of 2
Total Dissolved Solids [TDS] (mg/L)	SGWC-22	200	n/a	8/7/2023	300	Yes	147	n/a	n/a	0.6803	n/a	n/a	n/a	0.00009105	NP Inter (normality) 1 of 2
Total Dissolved Solids [TDS] (mg/L)	SGWC-23	200	n/a	8/8/2023	210	Yes	147	n/a	n/a	0.6803	n/a	n/a	n/a	0.00009105	NP Inter (normality) 1 of 2
Total Dissolved Solids [TDS] (mg/L)	SGWC-8	200	n/a	8/8/2023	360	Yes	147	n/a	n/a	0.6803	n/a	n/a	n/a	0.00009105	NP Inter (normality) 1 of 2
Total Dissolved Solids [TDS] (mg/L)	SGWC-9	200	n/a	8/7/2023	430	Yes	147	n/a	n/a	0.6803	n/a	n/a	n/a	0.00009105	NP Inter (normality) 1 of 2

Appendix III Interwell Prediction Limit - All Results

Plant Scherer Client: Southern Company Data: Scherer AP Printed 9/20/2023, 3:31 PM

Constituent	Well	Upper Lim	Lower Lim	Date	Observ.	Sig.	Bg	NBg	Mean	Std. Dev.	%NDs	ND Adj.	Transform	Alpha	Method
Boron, total (mg/L)	SGWC-10	0.18	n/a	8/7/2023	0.19	Yes	147	n/a	n/a	89.8	n/a	n/a	n/a	0.00009105	NP Inter (NDs) 1 of 2
Boron, total (mg/L)	SGWC-11	0.18	n/a	8/2/2023	0.57	Yes	147	n/a	n/a	89.8	n/a	n/a	n/a	0.00009105	NP Inter (NDs) 1 of 2
Boron, total (mg/L)	SGWC-12	0.18	n/a	8/7/2023	0.024J	No	147	n/a	n/a	89.8	n/a	n/a	n/a	0.00009105	NP Inter (NDs) 1 of 2
Boron, total (mg/L)	SGWC-13	0.18	n/a	8/2/2023	0.64	Yes	147	n/a	n/a	89.8	n/a	n/a	n/a	0.00009105	NP Inter (NDs) 1 of 2
Boron, total (mg/L)	SGWC-14	0.18	n/a	8/8/2023	1.6	Yes	147	n/a	n/a	89.8	n/a	n/a	n/a	0.00009105	NP Inter (NDs) 1 of 2
Boron, total (mg/L)	SGWC-15	0.18	n/a	8/7/2023	1.4	Yes	147	n/a	n/a	89.8	n/a	n/a	n/a	0.00009105	NP Inter (NDs) 1 of 2
Boron, total (mg/L)	SGWC-16	0.18	n/a	8/8/2023	0.73	Yes	147	n/a	n/a	89.8	n/a	n/a	n/a	0.00009105	NP Inter (NDs) 1 of 2
Boron, total (mg/L)	SGWC-17	0.18	n/a	8/7/2023	0.3	Yes	147	n/a	n/a	89.8	n/a	n/a	n/a	0.00009105	NP Inter (NDs) 1 of 2
Boron, total (mg/L)	SGWC-18	0.18	n/a	8/7/2023	6.6	Yes	147	n/a	n/a	89.8	n/a	n/a	n/a	0.00009105	NP Inter (NDs) 1 of 2
Boron, total (mg/L)	SGWC-19	0.18	n/a	8/7/2023	1.9	Yes	147	n/a	n/a	89.8	n/a	n/a	n/a	0.00009105	NP Inter (NDs) 1 of 2
Boron, total (mg/L)	SGWC-20	0.18	n/a	8/7/2023	1.8	Yes	147	n/a	n/a	89.8	n/a	n/a	n/a	0.00009105	NP Inter (NDs) 1 of 2
Boron, total (mg/L)	SGWC-21	0.18	n/a	8/8/2023	1.2	Yes	147	n/a	n/a	89.8	n/a	n/a	n/a	0.00009105	NP Inter (NDs) 1 of 2
Boron, total (mg/L)	SGWC-22	0.18	n/a	8/7/2023	0.52	Yes	147	n/a	n/a	89.8	n/a	n/a	n/a	0.00009105	NP Inter (NDs) 1 of 2
Boron, total (mg/L)	SGWC-23	0.18	n/a	8/8/2023	0.41	Yes	147	n/a	n/a	89.8	n/a	n/a	n/a	0.00009105	NP Inter (NDs) 1 of 2
Boron, total (mg/L)	SGWC-6	0.18	n/a	8/1/2023	0.037J	No	147	n/a	n/a	89.8	n/a	n/a	n/a	0.00009105	NP Inter (NDs) 1 of 2
Boron, total (mg/L)	SGWC-7	0.18	n/a	8/8/2023	0.08ND	No	147	n/a	n/a	89.8	n/a	n/a	n/a	0.00009105	NP Inter (NDs) 1 of 2
Boron, total (mg/L)	SGWC-8	0.18	n/a	8/8/2023	0.046J	No	147	n/a	n/a	89.8	n/a	n/a	n/a	0.00009105	NP Inter (NDs) 1 of 2
Boron, total (mg/L)	SGWC-9	0.18	n/a	8/7/2023	1.6	Yes	147	n/a	n/a	89.8	n/a	n/a	n/a	0.00009105	NP Inter (NDs) 1 of 2
Calcium, total (mg/L)	SGWC-10	21	n/a	8/7/2023	1	No	147	n/a	n/a	0	n/a	n/a	n/a	0.00009105	NP Inter (normality) 1 of 2
Calcium, total (mg/L)	SGWC-11	21	n/a	8/2/2023	1.8	No	147	n/a	n/a	0	n/a	n/a	n/a	0.00009105	NP Inter (normality) 1 of 2
Calcium, total (mg/L)	SGWC-12	21	n/a	8/7/2023	22	Yes	147	n/a	n/a	0	n/a	n/a	n/a	0.00009105	NP Inter (normality) 1 of 2
Calcium, total (mg/L)	SGWC-13	21	n/a	8/2/2023	22	Yes	147	n/a	n/a	0	n/a	n/a	n/a	0.00009105	NP Inter (normality) 1 of 2
Calcium, total (mg/L)	SGWC-14	21	n/a	8/8/2023	39	Yes	147	n/a	n/a	0	n/a	n/a	n/a	0.00009105	NP Inter (normality) 1 of 2
Calcium, total (mg/L)	SGWC-15	21	n/a	8/7/2023	17	No	147	n/a	n/a	0	n/a	n/a	n/a	0.00009105	NP Inter (normality) 1 of 2
Calcium, total (mg/L)	SGWC-16	21	n/a	8/8/2023	1.5	No	147	n/a	n/a	0	n/a	n/a	n/a	0.00009105	NP Inter (normality) 1 of 2
Calcium, total (mg/L)	SGWC-17	21	n/a	8/7/2023	62	Yes	147	n/a	n/a	0	n/a	n/a	n/a	0.00009105	NP Inter (normality) 1 of 2
Calcium, total (mg/L)	SGWC-18	21	n/a	8/7/2023	39	Yes	147	n/a	n/a	0	n/a	n/a	n/a	0.00009105	NP Inter (normality) 1 of 2
Calcium, total (mg/L)	SGWC-19	21	n/a	8/7/2023	41	Yes	147	n/a	n/a	0	n/a	n/a	n/a	0.00009105	NP Inter (normality) 1 of 2
Calcium, total (mg/L)	SGWC-20	21	n/a	8/7/2023	16	No	147	n/a	n/a	0	n/a	n/a	n/a	0.00009105	NP Inter (normality) 1 of 2
Calcium, total (mg/L)	SGWC-21	21	n/a	8/8/2023	39	Yes	147	n/a	n/a	0	n/a	n/a	n/a	0.00009105	NP Inter (normality) 1 of 2
Calcium, total (mg/L)	SGWC-22	21	n/a	8/7/2023	30	Yes	147	n/a	n/a	0	n/a	n/a	n/a	0.00009105	NP Inter (normality) 1 of 2
Calcium, total (mg/L)	SGWC-23	21	n/a	8/8/2023	20	No	147	n/a	n/a	0	n/a	n/a	n/a	0.00009105	NP Inter (normality) 1 of 2
Calcium, total (mg/L)	SGWC-6	21	n/a	8/1/2023	11	No	147	n/a	n/a	0	n/a	n/a	n/a	0.00009105	NP Inter (normality) 1 of 2
Calcium, total (mg/L)	SGWC-7	21	n/a	8/8/2023	16	No	147	n/a	n/a	0	n/a	n/a	n/a	0.00009105	NP Inter (normality) 1 of 2
Calcium, total (mg/L)	SGWC-8	21	n/a	8/8/2023	43	Yes	147	n/a	n/a	0	n/a	n/a	n/a	0.00009105	NP Inter (normality) 1 of 2
Calcium, total (mg/L)	SGWC-9	21	n/a	8/7/2023	40	Yes	147	n/a	n/a	0	n/a	n/a	n/a	0.00009105	NP Inter (normality) 1 of 2
Chloride, Total (mg/L)	SGWC-10	3.137	n/a	8/7/2023	9.1	Yes	147	0.6247	0.2496	0	None	ln(x)	0.000418	Param Inter 1 of 2	
Chloride, Total (mg/L)	SGWC-11	3.137	n/a	8/2/2023	10	Yes	147	0.6247	0.2496	0	None	ln(x)	0.000418	Param Inter 1 of 2	
Chloride, Total (mg/L)	SGWC-12	3.137	n/a	8/7/2023	9.5	Yes	147	0.6247	0.2496	0	None	ln(x)	0.000418	Param Inter 1 of 2	
Chloride, Total (mg/L)	SGWC-13	3.137	n/a	8/2/2023	13	Yes	147	0.6247	0.2496	0	None	ln(x)	0.000418	Param Inter 1 of 2	
Chloride, Total (mg/L)	SGWC-14	3.137	n/a	8/8/2023	14	Yes	147	0.6247	0.2496	0	None	ln(x)	0.000418	Param Inter 1 of 2	
Chloride, Total (mg/L)	SGWC-15	3.137	n/a	8/7/2023	12	Yes	147	0.6247	0.2496	0	None	ln(x)	0.000418	Param Inter 1 of 2	
Chloride, Total (mg/L)	SGWC-16	3.137	n/a	8/8/2023	9.9	Yes	147	0.6247	0.2496	0	None	ln(x)	0.000418	Param Inter 1 of 2	
Chloride, Total (mg/L)	SGWC-17	3.137	n/a	8/7/2023	7.8	Yes	147	0.6247	0.2496	0	None	ln(x)	0.000418	Param Inter 1 of 2	
Chloride, Total (mg/L)	SGWC-18	3.137	n/a	8/7/2023	10	Yes	147	0.6247	0.2496	0	None	ln(x)	0.000418	Param Inter 1 of 2	
Chloride, Total (mg/L)	SGWC-19	3.137	n/a	8/7/2023	9.9	Yes	147	0.6247	0.2496	0	None	ln(x)	0.000418	Param Inter 1 of 2	
Chloride, Total (mg/L)	SGWC-20	3.137	n/a	8/7/2023	9.3	Yes	147	0.6247	0.2496	0	None	ln(x)	0.000418	Param Inter 1 of 2	
Chloride, Total (mg/L)	SGWC-21	3.137	n/a	8/8/2023	7.7	Yes	147	0.6247	0.2496	0	None	ln(x)	0.000418	Param Inter 1 of 2	
Chloride, Total (mg/L)	SGWC-22	3.137	n/a	8/7/2023	11	Yes	147	0.6247	0.2496	0	None	ln(x)	0.000418	Param Inter 1 of 2	
Chloride, Total (mg/L)	SGWC-23	3.137	n/a	8/8/2023	12	Yes	147	0.6247	0.2496	0	None	ln(x)	0.000418	Param Inter 1 of 2	
Chloride, Total (mg/L)	SGWC-6	3.137	n/a	8/1/2023	2.2	No	147	0.6247	0.2496	0	None	ln(x)	0.000418	Param Inter 1 of 2	
Chloride, Total (mg/L)	SGWC-7	3.137	n/a	8/8/2023	3.4	Yes	147	0.6247	0.2496	0	None	ln(x)	0.000418	Param Inter 1 of 2	
Chloride, Total (mg/L)	SGWC-8	3.137	n/a	8/8/2023	24	Yes	147	0.6247	0.2496	0	None	ln(x)	0.000418	Param Inter 1 of 2	
Chloride, Total (mg/L)	SGWC-9	3.137	n/a	8/7/2023	15	Yes	147	0.6247	0.2496	0	None	ln(x)	0.000418	Param Inter 1 of 2	
Fluoride, total (mg/L)	SGWC-10	0.16	n/a	8/7/2023	0.1ND	No	174	n/a	n/a	54.6	n/a	n/a	n/a	0.00006514	NP Inter (NDs) 1 of 2
Fluoride, total (mg/L)	SGWC-11	0.16	n/a	8/2/2023	0.1ND	No	174	n/a	n/a	54.6	n/a	n/a	n/a	0.00006514	NP Inter (NDs) 1 of 2
Fluoride, total (mg/L)	SGWC-12	0.16	n/a	8/7/2023	0.078J	No	174	n/a	n/a	54.6	n/a	n/a	n/a	0.00006514	NP Inter (NDs) 1 of 2
Fluoride, total (mg/L)	SGWC-13	0.16	n/a	8/2/2023	0.1ND	No	174	n/a	n/a	54.6	n/a	n/a	n/a	0.00006514	NP Inter (NDs) 1 of 2
Fluoride, total (mg/L)	SGWC-14	0.16	n/a	8/8/2023	0.1ND	No	174	n/a	n/a	54.6	n/a	n/a	n/a	0.00006514	NP Inter (NDs) 1 of 2
Fluoride, total (mg/L)	SGWC-15	0.16	n/a	8/7/2023	0.13	No	174	n/a	n/a	54.6	n/a	n/a	n/a	0.00006514	NP Inter (NDs) 1 of 2
Fluoride, total (mg/L)	SGWC-16	0.16	n/a	8/8/2023	0.1ND	No	174	n/a	n/a	54.6	n/a	n/a	n/a	0.00006514	NP Inter (NDs) 1 of 2
Fluoride, total (mg/L)	SGWC-17	0.16	n/a	8/7/2023	0.076J	No	174	n/a	n/a	54.6	n/a	n/a	n/a	0.00006514	NP Inter (NDs) 1 of 2
Fluoride, total (mg/L)	SGWC-18	0.16	n/a	8/7/2023	0.043J	No	174	n/a	n/a	54.6	n/a	n/a	n/a	0.00006514	NP Inter (NDs) 1 of 2
Fluoride, total (mg/L)	SGWC-19	0.16	n/a	8/7/2023	0.1ND	No	174	n/a	n/a	54.6	n/a	n/a	n/a	0.00006514	NP Inter (NDs) 1 of 2
Fluoride, total (mg/L)	SGWC-20	0.16	n/a	8/7/2023	0.18	Yes	174	n/a	n/a	54.6	n/a	n/a	n/a	0.00006514	NP Inter (NDs) 1 of 2
Fluoride, total (mg/L)	SGWC-21	0.16	n/a	8/8/2023	0.097J	No	174	n/a	n/a	54.6	n/a	n/a	n/a	0.00006514	NP Inter (NDs) 1 of 2
Fluoride, total (mg/L)	SGWC-22	0.16	n/a	8/7/2023	0.04J	No	174	n/a	n/a	54.6	n/a	n/a	n/a	0.00006514	NP Inter (NDs) 1 of 2
Fluoride, total (mg/L)	SGWC-23	0.16	n/a	8/8/2023	0.077J	No	174	n/a	n/a	54.6	n/a	n/a	n/a	0.00006514	NP Inter (NDs) 1 of 2

Appendix III Interwell Prediction Limit - All Results

Constituent	Well	Upper Lim	Lower Lim	Date	Observ.	Sig.	Bg	NBg	Mean	Std. Dev.	%NDs	ND Adj.	Transform	Alpha	Method
Fluoride, total (mg/L)	SGWC-6	0.16	n/a	8/1/2023	0.13	No	174	n/a	n/a	54.6	n/a	n/a	n/a	0.00006514	NP Inter (NDs) 1 of 2
Fluoride, total (mg/L)	SGWC-7	0.16	n/a	8/8/2023	0.21	Yes	174	n/a	n/a	54.6	n/a	n/a	n/a	0.00006514	NP Inter (NDs) 1 of 2
Fluoride, total (mg/L)	SGWC-8	0.16	n/a	8/8/2023	0.78	Yes	174	n/a	n/a	54.6	n/a	n/a	n/a	0.00006514	NP Inter (NDs) 1 of 2
Fluoride, total (mg/L)	SGWC-9	0.16	n/a	8/7/2023	0.11	No	174	n/a	n/a	54.6	n/a	n/a	n/a	0.00006514	NP Inter (NDs) 1 of 2
pH (S.U.)	SGWC-10	7.01	5.09	8/7/2023	5.2	No	168	n/a	n/a	0	n/a	n/a	n/a	0.0001398	NP Inter (normality) 1 of 2
pH (S.U.)	SGWC-11	7.01	5.09	8/2/2023	5.09	No	168	n/a	n/a	0	n/a	n/a	n/a	0.0001398	NP Inter (normality) 1 of 2
pH (S.U.)	SGWC-12	7.01	5.09	8/7/2023	5.83	No	168	n/a	n/a	0	n/a	n/a	n/a	0.0001398	NP Inter (normality) 1 of 2
pH (S.U.)	SGWC-13	7.01	5.09	8/2/2023	5.92	No	168	n/a	n/a	0	n/a	n/a	n/a	0.0001398	NP Inter (normality) 1 of 2
pH (S.U.)	SGWC-14	7.01	5.09	8/8/2023	5.73	No	168	n/a	n/a	0	n/a	n/a	n/a	0.0001398	NP Inter (normality) 1 of 2
pH (S.U.)	SGWC-15	7.01	5.09	8/7/2023	4.55	Yes	168	n/a	n/a	0	n/a	n/a	n/a	0.0001398	NP Inter (normality) 1 of 2
pH (S.U.)	SGWC-16	7.01	5.09	8/8/2023	5.15	No	168	n/a	n/a	0	n/a	n/a	n/a	0.0001398	NP Inter (normality) 1 of 2
pH (S.U.)	SGWC-17	7.01	5.09	8/7/2023	6.25	No	168	n/a	n/a	0	n/a	n/a	n/a	0.0001398	NP Inter (normality) 1 of 2
pH (S.U.)	SGWC-18	7.01	5.09	8/7/2023	4.83	Yes	168	n/a	n/a	0	n/a	n/a	n/a	0.0001398	NP Inter (normality) 1 of 2
pH (S.U.)	SGWC-19	7.01	5.09	8/7/2023	5.45	No	168	n/a	n/a	0	n/a	n/a	n/a	0.0001398	NP Inter (normality) 1 of 2
pH (S.U.)	SGWC-20	7.01	5.09	8/7/2023	4.29	Yes	168	n/a	n/a	0	n/a	n/a	n/a	0.0001398	NP Inter (normality) 1 of 2
pH (S.U.)	SGWC-21	7.01	5.09	8/8/2023	6.29	No	168	n/a	n/a	0	n/a	n/a	n/a	0.0001398	NP Inter (normality) 1 of 2
pH (S.U.)	SGWC-22	7.01	5.09	8/7/2023	5.7	No	168	n/a	n/a	0	n/a	n/a	n/a	0.0001398	NP Inter (normality) 1 of 2
pH (S.U.)	SGWC-23	7.01	5.09	8/8/2023	5.92	No	168	n/a	n/a	0	n/a	n/a	n/a	0.0001398	NP Inter (normality) 1 of 2
pH (S.U.)	SGWC-6	7.01	5.09	8/1/2023	6.21	No	168	n/a	n/a	0	n/a	n/a	n/a	0.0001398	NP Inter (normality) 1 of 2
pH (S.U.)	SGWC-7	7.01	5.09	8/8/2023	6.5	No	168	n/a	n/a	0	n/a	n/a	n/a	0.0001398	NP Inter (normality) 1 of 2
pH (S.U.)	SGWC-8	7.01	5.09	8/8/2023	6.66	No	168	n/a	n/a	0	n/a	n/a	n/a	0.0001398	NP Inter (normality) 1 of 2
pH (S.U.)	SGWC-9	7.01	5.09	8/7/2023	6.29	No	168	n/a	n/a	0	n/a	n/a	n/a	0.0001398	NP Inter (normality) 1 of 2
Sulfate, total (mg/L)	SGWC-10	3.75	n/a	8/7/2023	7.1	Yes	147	n/a	n/a	47.62	n/a	n/a	n/a	0.00009105	NP Inter (normality) 1 of 2
Sulfate, total (mg/L)	SGWC-11	3.75	n/a	8/2/2023	4.8	Yes	147	n/a	n/a	47.62	n/a	n/a	n/a	0.00009105	NP Inter (normality) 1 of 2
Sulfate, total (mg/L)	SGWC-12	3.75	n/a	8/7/2023	54	Yes	147	n/a	n/a	47.62	n/a	n/a	n/a	0.00009105	NP Inter (normality) 1 of 2
Sulfate, total (mg/L)	SGWC-13	3.75	n/a	8/2/2023	100	Yes	147	n/a	n/a	47.62	n/a	n/a	n/a	0.00009105	NP Inter (normality) 1 of 2
Sulfate, total (mg/L)	SGWC-14	3.75	n/a	8/8/2023	210	Yes	147	n/a	n/a	47.62	n/a	n/a	n/a	0.00009105	NP Inter (normality) 1 of 2
Sulfate, total (mg/L)	SGWC-15	3.75	n/a	8/7/2023	190	Yes	147	n/a	n/a	47.62	n/a	n/a	n/a	0.00009105	NP Inter (normality) 1 of 2
Sulfate, total (mg/L)	SGWC-16	3.75	n/a	8/8/2023	59	Yes	147	n/a	n/a	47.62	n/a	n/a	n/a	0.00009105	NP Inter (normality) 1 of 2
Sulfate, total (mg/L)	SGWC-17	3.75	n/a	8/7/2023	240	Yes	147	n/a	n/a	47.62	n/a	n/a	n/a	0.00009105	NP Inter (normality) 1 of 2
Sulfate, total (mg/L)	SGWC-18	3.75	n/a	8/7/2023	760	Yes	147	n/a	n/a	47.62	n/a	n/a	n/a	0.00009105	NP Inter (normality) 1 of 2
Sulfate, total (mg/L)	SGWC-19	3.75	n/a	8/7/2023	260	Yes	147	n/a	n/a	47.62	n/a	n/a	n/a	0.00009105	NP Inter (normality) 1 of 2
Sulfate, total (mg/L)	SGWC-20	3.75	n/a	8/7/2023	240	Yes	147	n/a	n/a	47.62	n/a	n/a	n/a	0.00009105	NP Inter (normality) 1 of 2
Sulfate, total (mg/L)	SGWC-21	3.75	n/a	8/8/2023	110	Yes	147	n/a	n/a	47.62	n/a	n/a	n/a	0.00009105	NP Inter (normality) 1 of 2
Sulfate, total (mg/L)	SGWC-22	3.75	n/a	8/7/2023	110	Yes	147	n/a	n/a	47.62	n/a	n/a	n/a	0.00009105	NP Inter (normality) 1 of 2
Sulfate, total (mg/L)	SGWC-23	3.75	n/a	8/8/2023	55	Yes	147	n/a	n/a	47.62	n/a	n/a	n/a	0.00009105	NP Inter (normality) 1 of 2
Sulfate, total (mg/L)	SGWC-6	3.75	n/a	8/1/2023	0.4J	No	147	n/a	n/a	47.62	n/a	n/a	n/a	0.00009105	NP Inter (normality) 1 of 2
Sulfate, total (mg/L)	SGWC-7	3.75	n/a	8/8/2023	4.5	Yes	147	n/a	n/a	47.62	n/a	n/a	n/a	0.00009105	NP Inter (normality) 1 of 2
Sulfate, total (mg/L)	SGWC-8	3.75	n/a	8/8/2023	41	Yes	147	n/a	n/a	47.62	n/a	n/a	n/a	0.00009105	NP Inter (normality) 1 of 2
Sulfate, total (mg/L)	SGWC-9	3.75	n/a	8/7/2023	200	Yes	147	n/a	n/a	47.62	n/a	n/a	n/a	0.00009105	NP Inter (normality) 1 of 2
Total Dissolved Solids [TDS] (mg/L)	SGWC-10	200	n/a	8/7/2023	60	No	147	n/a	n/a	0.6803	n/a	n/a	n/a	0.00009105	NP Inter (normality) 1 of 2
Total Dissolved Solids [TDS] (mg/L)	SGWC-11	200	n/a	8/2/2023	52	No	147	n/a	n/a	0.6803	n/a	n/a	n/a	0.00009105	NP Inter (normality) 1 of 2
Total Dissolved Solids [TDS] (mg/L)	SGWC-12	200	n/a	8/7/2023	210	Yes	147	n/a	n/a	0.6803	n/a	n/a	n/a	0.00009105	NP Inter (normality) 1 of 2
Total Dissolved Solids [TDS] (mg/L)	SGWC-13	200	n/a	8/2/2023	220	Yes	147	n/a	n/a	0.6803	n/a	n/a	n/a	0.00009105	NP Inter (normality) 1 of 2
Total Dissolved Solids [TDS] (mg/L)	SGWC-14	200	n/a	8/8/2023	360	Yes	147	n/a	n/a	0.6803	n/a	n/a	n/a	0.00009105	NP Inter (normality) 1 of 2
Total Dissolved Solids [TDS] (mg/L)	SGWC-15	200	n/a	8/7/2023	360	Yes	147	n/a	n/a	0.6803	n/a	n/a	n/a	0.00009105	NP Inter (normality) 1 of 2
Total Dissolved Solids [TDS] (mg/L)	SGWC-16	200	n/a	8/8/2023	130	No	147	n/a	n/a	0.6803	n/a	n/a	n/a	0.00009105	NP Inter (normality) 1 of 2
Total Dissolved Solids [TDS] (mg/L)	SGWC-17	200	n/a	8/7/2023	470	Yes	147	n/a	n/a	0.6803	n/a	n/a	n/a	0.00009105	NP Inter (normality) 1 of 2
Total Dissolved Solids [TDS] (mg/L)	SGWC-18	200	n/a	8/7/2023	1200	Yes	147	n/a	n/a	0.6803	n/a	n/a	n/a	0.00009105	NP Inter (normality) 1 of 2
Total Dissolved Solids [TDS] (mg/L)	SGWC-19	200	n/a	8/7/2023	420	Yes	147	n/a	n/a	0.6803	n/a	n/a	n/a	0.00009105	NP Inter (normality) 1 of 2
Total Dissolved Solids [TDS] (mg/L)	SGWC-20	200	n/a	8/7/2023	350	Yes	147	n/a	n/a	0.6803	n/a	n/a	n/a	0.00009105	NP Inter (normality) 1 of 2
Total Dissolved Solids [TDS] (mg/L)	SGWC-21	200	n/a	8/8/2023	360	Yes	147	n/a	n/a	0.6803	n/a	n/a	n/a	0.00009105	NP Inter (normality) 1 of 2
Total Dissolved Solids [TDS] (mg/L)	SGWC-22	200	n/a	8/7/2023	300	Yes	147	n/a	n/a	0.6803	n/a	n/a	n/a	0.00009105	NP Inter (normality) 1 of 2
Total Dissolved Solids [TDS] (mg/L)	SGWC-23	200	n/a	8/8/2023	210	Yes	147	n/a	n/a	0.6803	n/a	n/a	n/a	0.00009105	NP Inter (normality) 1 of 2
Total Dissolved Solids [TDS] (mg/L)	SGWC-6	200	n/a	8/1/2023	100	No	147	n/a	n/a	0.6803	n/a	n/a	n/a	0.00009105	NP Inter (normality) 1 of 2
Total Dissolved Solids [TDS] (mg/L)	SGWC-7	200	n/a	8/8/2023	170	No	147	n/a	n/a	0.6803	n/a	n/a	n/a	0.00009105	NP Inter (normality) 1 of 2
Total Dissolved Solids [TDS] (mg/L)	SGWC-8	200	n/a	8/8/2023	360	Yes	147	n/a	n/a	0.6803	n/a	n/a	n/a	0.00009105	NP Inter (normality) 1 of 2
Total Dissolved Solids [TDS] (mg/L)	SGWC-9	200	n/a	8/7/2023	430	Yes	147	n/a	n/a	0.6803	n/a	n/a	n/a	0.00009105	NP Inter (normality) 1 of 2

Appendix III Trend Tests - Prediction Limit Exceedances - Significant Results

Plant Scherer Client: Southern Company Data: Scherer AP Printed 9/20/2023, 3:00 PM

Constituent	Well	Slope	Calc.	Critical	Sig.	N	%NDs	Normality	Xform	Alpha	Method
Boron, total (mg/L)	SGWC-10	0.01788	136	87	Yes	21	9.524	n/a	n/a	0.01	NP
Boron, total (mg/L)	SGWC-11	0.05246	184	87	Yes	21	0	n/a	n/a	0.01	NP
Boron, total (mg/L)	SGWC-16	0.0174	99	87	Yes	21	0	n/a	n/a	0.01	NP
Boron, total (mg/L)	SGWC-18	0.5455	164	87	Yes	21	0	n/a	n/a	0.01	NP
Boron, total (mg/L)	SGWC-20	-0.0671	-89	-87	Yes	21	0	n/a	n/a	0.01	NP
Boron, total (mg/L)	SGWC-21	-0.03848	-89	-87	Yes	21	0	n/a	n/a	0.01	NP
Boron, total (mg/L)	SGWC-22	0.02414	110	87	Yes	21	0	n/a	n/a	0.01	NP
Boron, total (mg/L)	SGWC-23	-0.02675	-92	-87	Yes	21	0	n/a	n/a	0.01	NP
Calcium, total (mg/L)	SGWA-2 (bg)	0.2657	112	87	Yes	21	0	n/a	n/a	0.01	NP
Calcium, total (mg/L)	SGWA-24 (bg)	0.6199	145	87	Yes	21	0	n/a	n/a	0.01	NP
Calcium, total (mg/L)	SGWA-4 (bg)	0.6354	129	87	Yes	21	0	n/a	n/a	0.01	NP
Calcium, total (mg/L)	SGWA-5 (bg)	0.05591	98	87	Yes	21	0	n/a	n/a	0.01	NP
Calcium, total (mg/L)	SGWC-13	0.9261	150	87	Yes	21	0	n/a	n/a	0.01	NP
Calcium, total (mg/L)	SGWC-17	3.609	176	87	Yes	21	0	n/a	n/a	0.01	NP
Calcium, total (mg/L)	SGWC-19	1.323	108	87	Yes	21	0	n/a	n/a	0.01	NP
Calcium, total (mg/L)	SGWC-21	1.305	104	87	Yes	21	0	n/a	n/a	0.01	NP
Calcium, total (mg/L)	SGWC-22	1.284	144	87	Yes	21	0	n/a	n/a	0.01	NP
Calcium, total (mg/L)	SGWC-9	-1.921	-89	-87	Yes	21	0	n/a	n/a	0.01	NP
Chloride, Total (mg/L)	SGWA-3 (bg)	-0.1338	-98	-87	Yes	21	0	n/a	n/a	0.01	NP
Chloride, Total (mg/L)	SGWC-12	0.1432	107	87	Yes	21	0	n/a	n/a	0.01	NP
Chloride, Total (mg/L)	SGWC-13	1.073	162	87	Yes	21	0	n/a	n/a	0.01	NP
Chloride, Total (mg/L)	SGWC-15	0.252	107	87	Yes	21	0	n/a	n/a	0.01	NP
Chloride, Total (mg/L)	SGWC-16	0.2841	124	87	Yes	21	0	n/a	n/a	0.01	NP
Chloride, Total (mg/L)	SGWC-18	1.609	134	87	Yes	21	0	n/a	n/a	0.01	NP
Chloride, Total (mg/L)	SGWC-21	0.6182	107	87	Yes	21	0	n/a	n/a	0.01	NP
Chloride, Total (mg/L)	SGWC-23	0.3445	112	87	Yes	21	0	n/a	n/a	0.01	NP
Chloride, Total (mg/L)	SGWC-7	-0.4285	-140	-87	Yes	21	0	n/a	n/a	0.01	NP
Chloride, Total (mg/L)	SGWC-9	1.345	156	87	Yes	21	0	n/a	n/a	0.01	NP
Fluoride, total (mg/L)	SGWA-4 (bg)	-0.004396	-111	-105	Yes	24	37.5	n/a	n/a	0.01	NP
Fluoride, total (mg/L)	SGWC-20	-0.019	-161	-111	Yes	25	0	n/a	n/a	0.01	NP
pH (S.U.)	SGWC-18	0.02655	141	105	Yes	24	0	n/a	n/a	0.01	NP
Sulfate, total (mg/L)	SGWA-3 (bg)	-0.1339	-88	-87	Yes	21	4.762	n/a	n/a	0.01	NP
Sulfate, total (mg/L)	SGWC-11	-0.1847	-99	-87	Yes	21	14.29	n/a	n/a	0.01	NP
Sulfate, total (mg/L)	SGWC-12	4.567	150	87	Yes	21	0	n/a	n/a	0.01	NP
Sulfate, total (mg/L)	SGWC-13	3.138	105	87	Yes	21	0	n/a	n/a	0.01	NP
Sulfate, total (mg/L)	SGWC-16	6.101	204	87	Yes	21	0	n/a	n/a	0.01	NP
Sulfate, total (mg/L)	SGWC-17	13.79	182	87	Yes	21	0	n/a	n/a	0.01	NP
Sulfate, total (mg/L)	SGWC-19	7.817	113	87	Yes	21	0	n/a	n/a	0.01	NP
Sulfate, total (mg/L)	SGWC-21	7.846	132	87	Yes	21	0	n/a	n/a	0.01	NP
Sulfate, total (mg/L)	SGWC-22	5.072	150	87	Yes	21	0	n/a	n/a	0.01	NP
Sulfate, total (mg/L)	SGWC-23	-10.29	-168	-87	Yes	21	0	n/a	n/a	0.01	NP
Sulfate, total (mg/L)	SGWC-7	-1.829	-128	-87	Yes	21	0	n/a	n/a	0.01	NP
Total Dissolved Solids [TDS] (mg/L)	SGWA-4 (bg)	6.246	105	87	Yes	21	0	n/a	n/a	0.01	NP
Total Dissolved Solids [TDS] (mg/L)	SGWC-13	8.612	111	87	Yes	21	0	n/a	n/a	0.01	NP
Total Dissolved Solids [TDS] (mg/L)	SGWC-14	6.595	89	87	Yes	21	0	n/a	n/a	0.01	NP
Total Dissolved Solids [TDS] (mg/L)	SGWC-17	20.74	170	87	Yes	21	0	n/a	n/a	0.01	NP
Total Dissolved Solids [TDS] (mg/L)	SGWC-19	14.46	96	87	Yes	21	0	n/a	n/a	0.01	NP
Total Dissolved Solids [TDS] (mg/L)	SGWC-22	10.1	123	87	Yes	21	0	n/a	n/a	0.01	NP
Total Dissolved Solids [TDS] (mg/L)	SGWC-23	-11.16	-101	-87	Yes	21	0	n/a	n/a	0.01	NP

Appendix III Trend Tests - Prediction Limit Exceedances - All Results

Plant Scherer Client: Southern Company Data: Scherer AP Printed 9/20/2023, 3:00 PM

Constituent	Well	Slope	Calc.	Critical	Sig.	N	%NDs	Normality	Xform	Alpha	Method
Boron, total (mg/L)	SGWA-1 (bg)	0	-25	-87	No	21	85.71	n/a	n/a	0.01	NP
Boron, total (mg/L)	SGWA-2 (bg)	0	-25	-87	No	21	85.71	n/a	n/a	0.01	NP
Boron, total (mg/L)	SGWA-24 (bg)	0	7	87	No	21	90.48	n/a	n/a	0.01	NP
Boron, total (mg/L)	SGWA-25 (bg)	0	35	87	No	21	90.48	n/a	n/a	0.01	NP
Boron, total (mg/L)	SGWA-3 (bg)	0	1	87	No	21	85.71	n/a	n/a	0.01	NP
Boron, total (mg/L)	SGWA-4 (bg)	0	18	87	No	21	95.24	n/a	n/a	0.01	NP
Boron, total (mg/L)	SGWA-5 (bg)	0	-20	-87	No	21	95.24	n/a	n/a	0.01	NP
Boron, total (mg/L)	SGWC-10	0.01788	136	87	Yes	21	9.524	n/a	n/a	0.01	NP
Boron, total (mg/L)	SGWC-11	0.05246	184	87	Yes	21	0	n/a	n/a	0.01	NP
Boron, total (mg/L)	SGWC-13	0.002151	11	87	No	21	0	n/a	n/a	0.01	NP
Boron, total (mg/L)	SGWC-14	0.02814	72	87	No	21	0	n/a	n/a	0.01	NP
Boron, total (mg/L)	SGWC-15	-0.0255	-46	-87	No	21	0	n/a	n/a	0.01	NP
Boron, total (mg/L)	SGWC-16	0.0174	99	87	Yes	21	0	n/a	n/a	0.01	NP
Boron, total (mg/L)	SGWC-17	-0.00267	-9	-87	No	21	0	n/a	n/a	0.01	NP
Boron, total (mg/L)	SGWC-18	0.5455	164	87	Yes	21	0	n/a	n/a	0.01	NP
Boron, total (mg/L)	SGWC-19	0	16	87	No	21	0	n/a	n/a	0.01	NP
Boron, total (mg/L)	SGWC-20	-0.0671	-89	-87	Yes	21	0	n/a	n/a	0.01	NP
Boron, total (mg/L)	SGWC-21	-0.03848	-89	-87	Yes	21	0	n/a	n/a	0.01	NP
Boron, total (mg/L)	SGWC-22	0.02414	110	87	Yes	21	0	n/a	n/a	0.01	NP
Boron, total (mg/L)	SGWC-23	-0.02675	-92	-87	Yes	21	0	n/a	n/a	0.01	NP
Boron, total (mg/L)	SGWC-9	-0.01643	-45	-87	No	21	0	n/a	n/a	0.01	NP
Calcium, total (mg/L)	SGWA-1 (bg)	-0.0504	-42	-87	No	21	0	n/a	n/a	0.01	NP
Calcium, total (mg/L)	SGWA-2 (bg)	0.2657	112	87	Yes	21	0	n/a	n/a	0.01	NP
Calcium, total (mg/L)	SGWA-24 (bg)	0.6199	145	87	Yes	21	0	n/a	n/a	0.01	NP
Calcium, total (mg/L)	SGWA-25 (bg)	-0.2216	-83	-87	No	21	0	n/a	n/a	0.01	NP
Calcium, total (mg/L)	SGWA-3 (bg)	0.1461	70	87	No	21	0	n/a	n/a	0.01	NP
Calcium, total (mg/L)	SGWA-4 (bg)	0.6354	129	87	Yes	21	0	n/a	n/a	0.01	NP
Calcium, total (mg/L)	SGWA-5 (bg)	0.05591	98	87	Yes	21	0	n/a	n/a	0.01	NP
Calcium, total (mg/L)	SGWC-12	0	15	87	No	21	0	n/a	n/a	0.01	NP
Calcium, total (mg/L)	SGWC-13	0.9261	150	87	Yes	21	0	n/a	n/a	0.01	NP
Calcium, total (mg/L)	SGWC-14	0.309	46	87	No	21	0	n/a	n/a	0.01	NP
Calcium, total (mg/L)	SGWC-17	3.609	176	87	Yes	21	0	n/a	n/a	0.01	NP
Calcium, total (mg/L)	SGWC-18	-0.1652	-2	-87	No	21	0	n/a	n/a	0.01	NP
Calcium, total (mg/L)	SGWC-19	1.323	108	87	Yes	21	0	n/a	n/a	0.01	NP
Calcium, total (mg/L)	SGWC-21	1.305	104	87	Yes	21	0	n/a	n/a	0.01	NP
Calcium, total (mg/L)	SGWC-22	1.284	144	87	Yes	21	0	n/a	n/a	0.01	NP
Calcium, total (mg/L)	SGWC-8	0.3856	30	87	No	21	0	n/a	n/a	0.01	NP
Calcium, total (mg/L)	SGWC-9	-1.921	-89	-87	Yes	21	0	n/a	n/a	0.01	NP
Chloride, Total (mg/L)	SGWA-1 (bg)	0	-6	-87	No	21	0	n/a	n/a	0.01	NP
Chloride, Total (mg/L)	SGWA-2 (bg)	0	-11	-87	No	21	0	n/a	n/a	0.01	NP
Chloride, Total (mg/L)	SGWA-24 (bg)	0.1415	82	87	No	21	0	n/a	n/a	0.01	NP
Chloride, Total (mg/L)	SGWA-25 (bg)	-0.03153	-27	-87	No	21	0	n/a	n/a	0.01	NP
Chloride, Total (mg/L)	SGWA-3 (bg)	-0.1338	-98	-87	Yes	21	0	n/a	n/a	0.01	NP
Chloride, Total (mg/L)	SGWA-4 (bg)	0	16	87	No	21	0	n/a	n/a	0.01	NP
Chloride, Total (mg/L)	SGWA-5 (bg)	0.01525	30	87	No	21	0	n/a	n/a	0.01	NP
Chloride, Total (mg/L)	SGWC-10	0.0238	20	87	No	21	0	n/a	n/a	0.01	NP
Chloride, Total (mg/L)	SGWC-11	0.248	78	87	No	21	0	n/a	n/a	0.01	NP
Chloride, Total (mg/L)	SGWC-12	0.1432	107	87	Yes	21	0	n/a	n/a	0.01	NP
Chloride, Total (mg/L)	SGWC-13	1.073	162	87	Yes	21	0	n/a	n/a	0.01	NP
Chloride, Total (mg/L)	SGWC-14	0.143	58	87	No	21	0	n/a	n/a	0.01	NP
Chloride, Total (mg/L)	SGWC-15	0.252	107	87	Yes	21	0	n/a	n/a	0.01	NP
Chloride, Total (mg/L)	SGWC-16	0.2841	124	87	Yes	21	0	n/a	n/a	0.01	NP
Chloride, Total (mg/L)	SGWC-17	-0.03612	-36	-87	No	21	0	n/a	n/a	0.01	NP
Chloride, Total (mg/L)	SGWC-18	1.609	134	87	Yes	21	0	n/a	n/a	0.01	NP
Chloride, Total (mg/L)	SGWC-19	0.2342	64	87	No	21	0	n/a	n/a	0.01	NP
Chloride, Total (mg/L)	SGWC-20	-0.1589	-74	-87	No	21	0	n/a	n/a	0.01	NP
Chloride, Total (mg/L)	SGWC-21	0.6182	107	87	Yes	21	0	n/a	n/a	0.01	NP
Chloride, Total (mg/L)	SGWC-22	0.0788	76	87	No	21	0	n/a	n/a	0.01	NP
Chloride, Total (mg/L)	SGWC-23	0.3445	112	87	Yes	21	0	n/a	n/a	0.01	NP
Chloride, Total (mg/L)	SGWC-7	-0.4285	-140	-87	Yes	21	0	n/a	n/a	0.01	NP
Chloride, Total (mg/L)	SGWC-8	0	24	87	No	21	0	n/a	n/a	0.01	NP
Chloride, Total (mg/L)	SGWC-9	1.345	156	87	Yes	21	0	n/a	n/a	0.01	NP
Fluoride, total (mg/L)	SGWA-1 (bg)	0	-76	-111	No	25	84	n/a	n/a	0.01	NP
Fluoride, total (mg/L)	SGWA-2 (bg)	-0.004415	-65	-111	No	25	40	n/a	n/a	0.01	NP
Fluoride, total (mg/L)	SGWA-24 (bg)	-0.007522	-89	-111	No	25	40	n/a	n/a	0.01	NP
Fluoride, total (mg/L)	SGWA-25 (bg)	-0.002891	-66	-111	No	25	40	n/a	n/a	0.01	NP
Fluoride, total (mg/L)	SGWA-3 (bg)	0	-19	-111	No	25	64	n/a	n/a	0.01	NP
Fluoride, total (mg/L)	SGWA-4 (bg)	-0.004396	-111	-105	Yes	24	37.5	n/a	n/a	0.01	NP

Appendix III Trend Tests - Prediction Limit Exceedances - All Results Page 2

Plant Scherer Client: Southern Company Data: Scherer AP Printed 9/20/2023, 3:00 PM

Constituent	Well	Slope	Calc.	Critical	Sig.	N	%NDs	Normality	Xform	Alpha	Method
Fluoride, total (mg/L)	SGWA-5 (bg)	0	-55	-111	No	25	76	n/a	n/a	0.01	NP
Fluoride, total (mg/L)	SGWC-20	-0.019	-161	-111	Yes	25	0	n/a	n/a	0.01	NP
Fluoride, total (mg/L)	SGWC-7	-0.005905	-51	-111	No	25	0	n/a	n/a	0.01	NP
Fluoride, total (mg/L)	SGWC-8	0	3	111	No	25	0	n/a	n/a	0.01	NP
pH (S.U.)	SGWA-1 (bg)	-0.0291	-88	-105	No	24	0	n/a	n/a	0.01	NP
pH (S.U.)	SGWA-2 (bg)	0.006167	34	105	No	24	0	n/a	n/a	0.01	NP
pH (S.U.)	SGWA-24 (bg)	0.005218	42	105	No	24	0	n/a	n/a	0.01	NP
pH (S.U.)	SGWA-25 (bg)	-0.01625	-101	-105	No	24	0	n/a	n/a	0.01	NP
pH (S.U.)	SGWA-3 (bg)	0.01901	77	105	No	24	0	n/a	n/a	0.01	NP
pH (S.U.)	SGWA-4 (bg)	-0.01552	-98	-105	No	24	0	n/a	n/a	0.01	NP
pH (S.U.)	SGWA-5 (bg)	-0.006851	-27	-105	No	24	0	n/a	n/a	0.01	NP
pH (S.U.)	SGWC-15	-0.01363	-69	-98	No	23	0	n/a	n/a	0.01	NP
pH (S.U.)	SGWC-18	0.02655	141	105	Yes	24	0	n/a	n/a	0.01	NP
pH (S.U.)	SGWC-20	0.001519	17	105	No	24	0	n/a	n/a	0.01	NP
Sulfate, total (mg/L)	SGWA-1 (bg)	0	-2	-87	No	21	23.81	n/a	n/a	0.01	NP
Sulfate, total (mg/L)	SGWA-2 (bg)	0	26	87	No	21	57.14	n/a	n/a	0.01	NP
Sulfate, total (mg/L)	SGWA-24 (bg)	0	29	87	No	21	80.95	n/a	n/a	0.01	NP
Sulfate, total (mg/L)	SGWA-25 (bg)	0	45	87	No	21	80.95	n/a	n/a	0.01	NP
Sulfate, total (mg/L)	SGWA-3 (bg)	-0.1339	-88	-87	Yes	21	4.762	n/a	n/a	0.01	NP
Sulfate, total (mg/L)	SGWA-4 (bg)	-0.1145	-87	-87	No	21	4.762	n/a	n/a	0.01	NP
Sulfate, total (mg/L)	SGWA-5 (bg)	0	48	87	No	21	80.95	n/a	n/a	0.01	NP
Sulfate, total (mg/L)	SGWC-10	0.00856	3	87	No	21	0	n/a	n/a	0.01	NP
Sulfate, total (mg/L)	SGWC-11	-0.1847	-99	-87	Yes	21	14.29	n/a	n/a	0.01	NP
Sulfate, total (mg/L)	SGWC-12	4.567	150	87	Yes	21	0	n/a	n/a	0.01	NP
Sulfate, total (mg/L)	SGWC-13	3.138	105	87	Yes	21	0	n/a	n/a	0.01	NP
Sulfate, total (mg/L)	SGWC-14	0.4782	38	87	No	21	0	n/a	n/a	0.01	NP
Sulfate, total (mg/L)	SGWC-15	0	-8	-87	No	21	0	n/a	n/a	0.01	NP
Sulfate, total (mg/L)	SGWC-16	6.101	204	87	Yes	21	0	n/a	n/a	0.01	NP
Sulfate, total (mg/L)	SGWC-17	13.79	182	87	Yes	21	0	n/a	n/a	0.01	NP
Sulfate, total (mg/L)	SGWC-18	63.62	57	87	No	21	0	n/a	n/a	0.01	NP
Sulfate, total (mg/L)	SGWC-19	7.817	113	87	Yes	21	0	n/a	n/a	0.01	NP
Sulfate, total (mg/L)	SGWC-20	-2.42	-53	-87	No	21	0	n/a	n/a	0.01	NP
Sulfate, total (mg/L)	SGWC-21	7.846	132	87	Yes	21	0	n/a	n/a	0.01	NP
Sulfate, total (mg/L)	SGWC-22	5.072	150	87	Yes	21	0	n/a	n/a	0.01	NP
Sulfate, total (mg/L)	SGWC-23	-10.29	-168	-87	Yes	21	0	n/a	n/a	0.01	NP
Sulfate, total (mg/L)	SGWC-7	-1.829	-128	-87	Yes	21	0	n/a	n/a	0.01	NP
Sulfate, total (mg/L)	SGWC-8	1.359	55	87	No	21	0	n/a	n/a	0.01	NP
Sulfate, total (mg/L)	SGWC-9	-14.46	-79	-87	No	21	0	n/a	n/a	0.01	NP
Total Dissolved Solids [TDS] (mg/L)	SGWA-1 (bg)	0.8835	10	87	No	21	4.762	n/a	n/a	0.01	NP
Total Dissolved Solids [TDS] (mg/L)	SGWA-2 (bg)	1.393	41	87	No	21	0	n/a	n/a	0.01	NP
Total Dissolved Solids [TDS] (mg/L)	SGWA-24 (bg)	2.127	54	87	No	21	0	n/a	n/a	0.01	NP
Total Dissolved Solids [TDS] (mg/L)	SGWA-25 (bg)	-1.592	-41	-87	No	21	0	n/a	n/a	0.01	NP
Total Dissolved Solids [TDS] (mg/L)	SGWA-3 (bg)	2.56	43	87	No	21	0	n/a	n/a	0.01	NP
Total Dissolved Solids [TDS] (mg/L)	SGWA-4 (bg)	6.246	105	87	Yes	21	0	n/a	n/a	0.01	NP
Total Dissolved Solids [TDS] (mg/L)	SGWA-5 (bg)	0	5	87	No	21	0	n/a	n/a	0.01	NP
Total Dissolved Solids [TDS] (mg/L)	SGWC-12	2.986	74	87	No	21	0	n/a	n/a	0.01	NP
Total Dissolved Solids [TDS] (mg/L)	SGWC-13	8.612	111	87	Yes	21	0	n/a	n/a	0.01	NP
Total Dissolved Solids [TDS] (mg/L)	SGWC-14	6.595	89	87	Yes	21	0	n/a	n/a	0.01	NP
Total Dissolved Solids [TDS] (mg/L)	SGWC-15	2.782	40	87	No	21	0	n/a	n/a	0.01	NP
Total Dissolved Solids [TDS] (mg/L)	SGWC-17	20.74	170	87	Yes	21	0	n/a	n/a	0.01	NP
Total Dissolved Solids [TDS] (mg/L)	SGWC-18	102.1	65	87	No	21	0	n/a	n/a	0.01	NP
Total Dissolved Solids [TDS] (mg/L)	SGWC-19	14.46	96	87	Yes	21	0	n/a	n/a	0.01	NP
Total Dissolved Solids [TDS] (mg/L)	SGWC-20	0	-8	-87	No	21	0	n/a	n/a	0.01	NP
Total Dissolved Solids [TDS] (mg/L)	SGWC-21	9.175	63	87	No	21	0	n/a	n/a	0.01	NP
Total Dissolved Solids [TDS] (mg/L)	SGWC-22	10.1	123	87	Yes	21	0	n/a	n/a	0.01	NP
Total Dissolved Solids [TDS] (mg/L)	SGWC-23	-11.16	-101	-87	Yes	21	0	n/a	n/a	0.01	NP
Total Dissolved Solids [TDS] (mg/L)	SGWC-8	-2.359	-34	-87	No	21	0	n/a	n/a	0.01	NP
Total Dissolved Solids [TDS] (mg/L)	SGWC-9	-15.01	-79	-87	No	21	0	n/a	n/a	0.01	NP

Tolerance Limit Summary Table - All Results

Plant Scherer Client: Southern Company Data: Scherer AP Printed 9/28/2023, 12:28 PM

<u>Constituent</u>	<u>Well</u>	<u>Upper Lim.</u>	<u>Lower Lim.</u>	<u>Date</u>	<u>Observ.</u>	<u>Sig.Bg N</u>	<u>Bg Mean</u>	<u>Std. Dev.</u>	<u>%NDs</u>	<u>ND Adj.</u>	<u>Transform</u>	<u>Alpha</u>	<u>Method</u>
Antimony (mg/L)	n/a	0.0021	n/a	n/a	n/a	n/a 133	n/a	n/a	94.74	n/a	n/a	0.00109	NP Inter(NDs)
Arsenic (mg/L)	n/a	0.0015	n/a	n/a	n/a	n/a 168	n/a	n/a	86.9	n/a	n/a	0.000181	NP Inter(NDs)
Barium (mg/L)	n/a	0.078	n/a	n/a	n/a	n/a 168	n/a	n/a	0	n/a	n/a	0.000181	NP Inter(normality)
Beryllium (mg/L)	n/a	0.0025	n/a	n/a	n/a	n/a 168	n/a	n/a	93.45	n/a	n/a	0.000181	NP Inter(NDs)
Cadmium (mg/L)	n/a	0.0025	n/a	n/a	n/a	n/a 161	n/a	n/a	98.76	n/a	n/a	0.0002591	NP Inter(NDs)
Chromium (mg/L)	n/a	0.024	n/a	n/a	n/a	n/a 175	n/a	n/a	27.43	n/a	n/a	NaN	NP Inter(normality)
Cobalt (mg/L)	n/a	0.02	n/a	n/a	n/a	n/a 168	n/a	n/a	65.48	n/a	n/a	0.000181	NP Inter(NDs)
Combined Radium 226 + 228 (pCi/L)	n/a	1.66	n/a	n/a	n/a	n/a 168	n/a	n/a	0	n/a	n/a	0.000181	NP Inter(normality)
Fluoride, total (mg/L)	n/a	0.16	n/a	n/a	n/a	n/a 174	n/a	n/a	54.6	n/a	n/a	NaN	NP Inter(NDs)
Lead (mg/L)	n/a	0.001	n/a	n/a	n/a	n/a 168	n/a	n/a	93.45	n/a	n/a	0.000181	NP Inter(NDs)
Lithium (mg/L)	n/a	0.005	n/a	n/a	n/a	n/a 168	n/a	n/a	86.31	n/a	n/a	0.000181	NP Inter(NDs)
Mercury (mg/L)	n/a	0.0005	n/a	n/a	n/a	n/a 170	n/a	n/a	92.35	n/a	n/a	0.0001633	NP Inter(NDs)
Molybdenum (mg/L)	n/a	0.015	n/a	n/a	n/a	n/a 161	n/a	n/a	92.55	n/a	n/a	0.0002591	NP Inter(NDs)
Selenium (mg/L)	n/a	0.005	n/a	n/a	n/a	n/a 168	n/a	n/a	92.26	n/a	n/a	0.000181	NP Inter(NDs)
Thallium (mg/L)	n/a	0.001	n/a	n/a	n/a	n/a 168	n/a	n/a	92.86	n/a	n/a	0.000181	NP Inter(NDs)

SCHERER ASH POND GWPS				
Constituent Name	MCL	CCR-Rule Specified	Background Limit	GWPS
Antimony, Total (mg/L)	0.006		0.0021	0.006
Arsenic, Total (mg/L)	0.01		0.0015	0.01
Barium, Total (mg/L)	2		0.078	2
Beryllium, Total (mg/L)	0.004		0.0025	0.004
Cadmium, Total (mg/L)	0.005		0.0025	0.005
Chromium, Total (mg/L)	0.1		0.024	0.1
Cobalt, Total (mg/L)		0.006	0.02	0.02
Combined Radium, Total (pCi/L)	5		1.66	5
Fluoride, Total (mg/L)	4		0.16	4
Lead, Total (mg/L)		0.015	0.001	0.015
Lithium, Total (mg/L)		0.04	0.005	0.04
Mercury, Total (mg/L)	0.002		0.0005	0.002
Molybdenum, Total (mg/L)		0.1	0.015	0.1
Selenium, Total (mg/L)	0.05		0.005	0.05
Thallium, Total (mg/L)	0.002		0.001	0.002

Grey cell indicates Background Limit is higher than MCL or CCR-Rule Specified Level

**GWPS = Groundwater Protection Standard*

**MCL = Maximum Contaminant Level*

**CCR = Coal Combustion Residuals*

Appendix IV Confidence Intervals - Significant Results

Plant Scherer Client: Southern Company Data: Scherer AP Printed 9/27/2023, 5:44 PM

<u>Constituent</u>	<u>Well</u>	<u>Upper Lim.</u>	<u>Lower Lim.</u>	<u>Compliance</u>	<u>Lower Compl.</u>	<u>Sig.</u>	<u>N</u>	<u>Mean</u>	<u>Std. Dev.</u>	<u>%NDs</u>	<u>ND Adj.</u>	<u>Transform Alpha</u>	<u>Method</u>
Cobalt (mg/L)	SGWC-10	0.03019	0.022	0.02	n/a	Yes	24	0.0261	0.008021	0	None	No	0.01 Param.
Cobalt (mg/L)	SGWC-11	0.02723	0.02102	0.02	n/a	Yes	24	0.02413	0.006089	0	None	No	0.01 Param.
Cobalt (mg/L)	SGWC-15	0.2725	0.2552	0.02	n/a	Yes	24	0.2638	0.01697	0	None	No	0.01 Param.
Cobalt (mg/L)	SGWC-18	0.1463	0.1059	0.02	n/a	Yes	24	0.1261	0.03955	0	None	No	0.01 Param.
Cobalt (mg/L)	SGWC-20	0.2055	0.1482	0.02	n/a	Yes	24	0.1768	0.05615	0	None	No	0.01 Param.

Appendix IV Confidence Intervals - All Results

Plant Scherer Client: Southern Company Data: Scherer AP Printed 9/27/2023, 5:44 PM

Constituent	Well	Upper Lim.	Lower Lim.	Compliance	Lower Compl.	Sig.	N	Mean	Std. Dev.	%NDs	ND Adj.	Transform	Alpha	Method
Antimony (mg/L)	PZ-13S	0.002	0.00046	0.006	n/a	No	4	0.001615	0.00077	75	None	No	0.0625	NP (NDs)
Antimony (mg/L)	PZ-17I	0.002	0.00061	0.006	n/a	No	4	0.001653	0.000695	75	None	No	0.0625	NP (NDs)
Antimony (mg/L)	PZ-40I	0.002	0.00089	0.006	n/a	No	4	0.001723	0.000555	75	None	No	0.0625	NP (NDs)
Antimony (mg/L)	SGWC-10	0.002	0.0014	0.006	n/a	No	18	0.001967	0.0001414	94.44	None	No	0.01	NP (NDs)
Antimony (mg/L)	SGWC-13	0.002	0.0004	0.006	n/a	No	18	0.001911	0.0003771	94.44	None	No	0.01	NP (NDs)
Antimony (mg/L)	SGWC-18	0.002	0.0012	0.006	n/a	No	17	0.001953	0.000194	94.12	None	No	0.01	NP (NDs)
Antimony (mg/L)	SGWC-19	0.0021	0.002	0.006	n/a	No	18	0.002006	0.00002357	94.44	None	No	0.01	NP (NDs)
Antimony (mg/L)	SGWC-20	0.002	0.0019	0.006	n/a	No	17	0.001994	0.00002425	94.12	None	No	0.01	NP (NDs)
Antimony (mg/L)	SGWC-21	0.002	0.0019	0.006	n/a	No	18	0.001994	0.00002357	94.44	None	No	0.01	NP (NDs)
Antimony (mg/L)	SGWC-22	0.0022	0.002	0.006	n/a	No	18	0.002011	0.00004714	94.44	None	No	0.01	NP (NDs)
Antimony (mg/L)	SGWC-23	0.002	0.00098	0.006	n/a	No	18	0.001943	0.0002404	94.44	None	No	0.01	NP (NDs)
Antimony (mg/L)	SGWC-7	0.002	0.0004	0.006	n/a	No	18	0.001911	0.0003771	94.44	None	No	0.01	NP (NDs)
Arsenic (mg/L)	PZ-39S	0.0019	0.00028	0.01	n/a	No	5	0.001036	0.0005749	60	None	No	0.031	NP (NDs)
Arsenic (mg/L)	PZ-42I	0.001	0.00049	0.01	n/a	No	5	0.000898	0.0002281	80	None	No	0.031	NP (NDs)
Arsenic (mg/L)	PZ-69I	0.001	0.00059	0.01	n/a	No	4	0.0007575	0.0001737	25	None	No	0.0625	NP (selected)
Arsenic (mg/L)	SGWC-10	0.001	0.00074	0.01	n/a	No	24	0.0009513	0.0001365	87.5	None	No	0.01	NP (NDs)
Arsenic (mg/L)	SGWC-11	0.00103	0.001	0.01	n/a	No	24	0.001005	0.00009241	62.5	None	No	0.01	NP (NDs)
Arsenic (mg/L)	SGWC-12	0.001	0.00091	0.01	n/a	No	24	0.0009071	0.0002298	62.5	None	No	0.01	NP (NDs)
Arsenic (mg/L)	SGWC-13	0.001	0.00088	0.01	n/a	No	24	0.0009767	0.000153	83.33	None	No	0.01	NP (NDs)
Arsenic (mg/L)	SGWC-14	0.0012	0.0007	0.01	n/a	No	24	0.0009771	0.0001666	79.17	None	No	0.01	NP (NDs)
Arsenic (mg/L)	SGWC-15	0.001377	0.0008726	0.01	n/a	No	24	0.00123	0.0004719	20.83	Kaplan-Meier	No	0.01	Param.
Arsenic (mg/L)	SGWC-16	0.001	0.00055	0.01	n/a	No	24	0.0009342	0.0001817	87.5	Kaplan-Meier	No	0.01	NP (NDs)
Arsenic (mg/L)	SGWC-17	0.001	0.00075	0.01	n/a	No	24	0.000924	0.0001689	75	Kaplan-Meier	No	0.01	NP (NDs)
Arsenic (mg/L)	SGWC-18	0.003022	0.001784	0.01	n/a	No	24	0.002403	0.001213	0	None	No	0.01	Param.
Arsenic (mg/L)	SGWC-19	0.001	0.00068	0.01	n/a	No	24	0.0009692	0.0001055	91.67	None	No	0.01	NP (NDs)
Arsenic (mg/L)	SGWC-20	0.001	0.0005	0.01	n/a	No	24	0.0008217	0.0003271	41.67	None	No	0.01	NP (normality)
Arsenic (mg/L)	SGWC-21	0.001	0.00076	0.01	n/a	No	24	0.00099	0.00004899	95.83	None	No	0.01	NP (NDs)
Arsenic (mg/L)	SGWC-22	0.001	0.00089	0.01	n/a	No	24	0.0008721	0.0002491	75	None	No	0.01	NP (NDs)
Arsenic (mg/L)	SGWC-23	0.001	0.00079	0.01	n/a	No	24	0.000975	0.00008876	91.67	None	No	0.01	NP (NDs)
Arsenic (mg/L)	SGWC-6	0.001	0.0006	0.01	n/a	No	24	0.0009375	0.0001709	87.5	None	No	0.01	NP (NDs)
Arsenic (mg/L)	SGWC-7	0.001	0.0009	0.01	n/a	No	24	0.0009033	0.0001852	75	None	No	0.01	NP (NDs)
Arsenic (mg/L)	SGWC-8	0.001	0.001	0.01	n/a	No	24	0.0009071	0.0001957	75	None	No	0.01	NP (NDs)
Arsenic (mg/L)	SGWC-9	0.001	0.00079	0.01	n/a	No	24	0.0008867	0.0002069	62.5	None	No	0.01	NP (NDs)
Barium (mg/L)	PZ-13S	0.049	0.046	2	n/a	No	4	0.0475	0.001732	0	None	No	0.0625	NP (selected)
Barium (mg/L)	PZ-14S	0.036	0.033	2	n/a	No	4	0.03425	0.001258	0	None	No	0.0625	NP (selected)
Barium (mg/L)	PZ-17I	0.062	0.054	2	n/a	No	5	0.0578	0.003347	0	None	No	0.031	NP (selected)
Barium (mg/L)	PZ-39S	0.045	0.02	2	n/a	No	5	0.0374	0.01001	0	None	No	0.031	NP (selected)
Barium (mg/L)	PZ-40I	0.089	0.038	2	n/a	No	5	0.0526	0.02145	0	None	No	0.031	NP (selected)
Barium (mg/L)	PZ-41S	0.059	0.023	2	n/a	No	5	0.0318	0.01525	0	None	No	0.031	NP (selected)
Barium (mg/L)	PZ-42I	0.1	0.05	2	n/a	No	5	0.062	0.02135	0	None	No	0.031	NP (selected)
Barium (mg/L)	PZ-43S	0.12	0.07	2	n/a	No	5	0.085	0.02032	0	None	No	0.031	NP (selected)
Barium (mg/L)	PZ-44I	0.014	0.0078	2	n/a	No	5	0.00938	0.002644	0	None	No	0.031	NP (selected)
Barium (mg/L)	PZ-69I	0.17	0.13	2	n/a	No	4	0.15	0.01826	0	None	No	0.0625	NP (selected)
Barium (mg/L)	SGWC-10	0.03243	0.02813	2	n/a	No	24	0.03028	0.004207	0	None	No	0.01	Param.
Barium (mg/L)	SGWC-11	0.04329	0.03898	2	n/a	No	24	0.04114	0.00422	0	None	No	0.01	Param.
Barium (mg/L)	SGWC-12	0.056	0.036	2	n/a	No	24	0.04702	0.01014	0	None	No	0.01	NP (normality)
Barium (mg/L)	SGWC-13	0.03484	0.02871	2	n/a	No	24	0.03178	0.006011	0	None	No	0.01	Param.
Barium (mg/L)	SGWC-14	0.05735	0.0493	2	n/a	No	24	0.05333	0.007879	0	None	No	0.01	Param.
Barium (mg/L)	SGWC-15	0.03696	0.03075	2	n/a	No	24	0.03385	0.006089	0	None	No	0.01	Param.
Barium (mg/L)	SGWC-16	0.02896	0.02161	2	n/a	No	24	0.02528	0.007205	0	None	No	0.01	Param.
Barium (mg/L)	SGWC-17	0.0237	0.01978	2	n/a	No	24	0.02174	0.003839	0	None	No	0.01	Param.
Barium (mg/L)	SGWC-18	0.02278	0.01491	2	n/a	No	24	0.01885	0.007713	0	None	No	0.01	Param.
Barium (mg/L)	SGWC-19	0.03896	0.03114	2	n/a	No	24	0.03505	0.007663	0	None	No	0.01	Param.
Barium (mg/L)	SGWC-20	0.03212	0.02406	2	n/a	No	24	0.02809	0.007899	0	None	No	0.01	Param.
Barium (mg/L)	SGWC-21	0.1065	0.09414	2	n/a	No	24	0.1009	0.01273	0	None	ln(x)	0.01	Param.

Appendix IV Confidence Intervals - All Results

Plant Scherer Client: Southern Company Data: Scherer AP Printed 9/27/2023, 5:44 PM

Constituent	Well	Upper Lim.	Lower Lim.	Compliance	Lower Compl.	Sig.	N	Mean	Std. Dev.	%NDs	ND Adj.	Transform	Alpha	Method
Barium (mg/L)	SGWC-22	0.08886	0.07931	2	n/a	No	24	0.08409	0.00936	0	None	No	0.01	Param.
Barium (mg/L)	SGWC-23	0.08084	0.0668	2	n/a	No	24	0.07382	0.01376	0	None	No	0.01	Param.
Barium (mg/L)	SGWC-6	0.1146	0.07525	2	n/a	No	24	0.09493	0.03857	0	None	No	0.01	Param.
Barium (mg/L)	SGWC-7	0.2882	0.2466	2	n/a	No	24	0.2674	0.04078	0	None	No	0.01	Param.
Barium (mg/L)	SGWC-8	0.1887	0.1643	2	n/a	No	24	0.1765	0.02393	0	None	No	0.01	Param.
Barium (mg/L)	SGWC-9	0.06447	0.05327	2	n/a	No	24	0.05887	0.01097	0	None	No	0.01	Param.
Beryllium (mg/L)	SGWC-10	0.0025	0.00026	0.004	n/a	No	24	0.002407	0.0004572	95.83	None	No	0.01	NP (NDs)
Beryllium (mg/L)	SGWC-14	0.0025	0.00053	0.004	n/a	No	24	0.002322	0.0006047	91.67	None	No	0.01	NP (NDs)
Beryllium (mg/L)	SGWC-15	0.00046	0.00037	0.004	n/a	No	24	0.0005154	0.0002903	12.5	None	No	0.01	NP (normality)
Beryllium (mg/L)	SGWC-17	0.0025	0.00028	0.004	n/a	No	24	0.002407	0.0004532	95.83	None	No	0.01	NP (NDs)
Beryllium (mg/L)	SGWC-18	0.0025	0.00033	0.004	n/a	No	24	0.001415	0.001109	50	None	No	0.01	NP (normality)
Beryllium (mg/L)	SGWC-19	0.0025	0.0002	0.004	n/a	No	24	0.002017	0.0009616	79.17	None	No	0.01	NP (NDs)
Beryllium (mg/L)	SGWC-20	0.0007886	0.0006399	0.004	n/a	No	24	0.0007143	0.0001457	0	None	No	0.01	Param.
Beryllium (mg/L)	SGWC-22	0.0025	0.00033	0.004	n/a	No	24	0.00241	0.0004429	95.83	None	No	0.01	NP (NDs)
Beryllium (mg/L)	SGWC-6	0.0025	0.0002	0.004	n/a	No	24	0.002404	0.0004695	95.83	None	No	0.01	NP (NDs)
Beryllium (mg/L)	SGWC-8	0.0025	0.0003	0.004	n/a	No	24	0.002312	0.0006369	91.67	None	No	0.01	NP (NDs)
Cadmium (mg/L)	SGWC-11	0.0025	0.00022	0.005	n/a	No	23	0.002401	0.0004754	95.65	None	No	0.01	NP (NDs)
Cadmium (mg/L)	SGWC-14	0.0025	0.00057	0.005	n/a	No	23	0.002209	0.0007712	86.96	None	No	0.01	NP (NDs)
Cadmium (mg/L)	SGWC-15	0.0025	0.00027	0.005	n/a	No	23	0.001075	0.001066	34.78	None	No	0.01	NP (normality)
Cadmium (mg/L)	SGWC-18	0.0025	0.00032	0.005	n/a	No	23	0.001812	0.001064	69.57	None	No	0.01	NP (NDs)
Cadmium (mg/L)	SGWC-19	0.0025	0.00036	0.005	n/a	No	23	0.002303	0.0006552	91.3	None	No	0.01	NP (NDs)
Cadmium (mg/L)	SGWC-20	0.0025	0.00013	0.005	n/a	No	23	0.002189	0.0008221	86.96	None	No	0.01	NP (NDs)
Cadmium (mg/L)	SGWC-21	0.0025	0.00039	0.005	n/a	No	23	0.002408	0.00044	95.65	None	No	0.01	NP (NDs)
Cadmium (mg/L)	SGWC-6	0.0025	0.00022	0.005	n/a	No	23	0.002401	0.0004754	95.65	None	No	0.01	NP (NDs)
Cadmium (mg/L)	SGWC-8	0.0025	0.00031	0.005	n/a	No	23	0.002405	0.0004566	95.65	None	No	0.01	NP (NDs)
Chromium (mg/L)	PZ-13S	0.0034	0.0027	0.1	n/a	No	4	0.003125	0.0003403	0	None	No	0.0625	NP (selected)
Chromium (mg/L)	PZ-14S	0.0024	0.0018	0.1	n/a	No	4	0.002125	0.00025	0	None	No	0.0625	NP (selected)
Chromium (mg/L)	PZ-17I	0.0049	0.0027	0.1	n/a	No	5	0.00382	0.0008106	0	None	No	0.031	NP (selected)
Chromium (mg/L)	PZ-39S	0.03	0.0027	0.1	n/a	No	5	0.02014	0.01157	0	None	No	0.031	NP (selected)
Chromium (mg/L)	PZ-41S	0.0059	0.0025	0.1	n/a	No	5	0.00498	0.00142	20	None	No	0.031	NP (selected)
Chromium (mg/L)	PZ-42I	0.003	0.002	0.1	n/a	No	5	0.0022	0.0004472	80	None	No	0.031	NP (NDs)
Chromium (mg/L)	PZ-43S	0.002	0.0012	0.1	n/a	No	5	0.00184	0.0003578	60	None	No	0.031	NP (NDs)
Chromium (mg/L)	PZ-44I	0.0046	0.002	0.1	n/a	No	5	0.00252	0.001163	80	None	No	0.031	NP (NDs)
Chromium (mg/L)	SGWC-10	0.002	0.0012	0.1	n/a	No	24	0.001967	0.0001633	95.83	None	No	0.01	NP (NDs)
Chromium (mg/L)	SGWC-12	0.0023	0.002	0.1	n/a	No	24	0.002013	0.00006124	95.83	None	No	0.01	NP (NDs)
Chromium (mg/L)	SGWC-13	0.002	0.0017	0.1	n/a	No	24	0.001988	0.00006124	95.83	None	No	0.01	NP (NDs)
Chromium (mg/L)	SGWC-14	0.002	0.0019	0.1	n/a	No	24	0.002046	0.001043	66.67	None	No	0.01	NP (NDs)
Chromium (mg/L)	SGWC-15	0.03463	0.03232	0.1	n/a	No	24	0.03348	0.002262	0	None	No	0.01	Param.
Chromium (mg/L)	SGWC-16	0.01189	0.0101	0.1	n/a	No	24	0.01099	0.001752	0	None	No	0.01	Param.
Chromium (mg/L)	SGWC-17	0.007505	0.004891	0.1	n/a	No	24	0.006198	0.002562	0	None	No	0.01	Param.
Chromium (mg/L)	SGWC-18	0.01006	0.007729	0.1	n/a	No	24	0.009121	0.002669	0	None	ln(x)	0.01	Param.
Chromium (mg/L)	SGWC-19	0.01554	0.01422	0.1	n/a	No	24	0.01488	0.001294	0	None	No	0.01	Param.
Chromium (mg/L)	SGWC-20	0.0022	0.0016	0.1	n/a	No	24	0.001946	0.0002413	87.5	None	No	0.01	NP (NDs)
Chromium (mg/L)	SGWC-21	0.002	0.002	0.1	n/a	No	24	0.001921	0.0002187	75	None	No	0.01	NP (NDs)
Chromium (mg/L)	SGWC-22	0.0022	0.0015	0.1	n/a	No	24	0.001863	0.000402	62.5	None	No	0.01	NP (NDs)
Chromium (mg/L)	SGWC-23	0.001693	0.001321	0.1	n/a	No	24	0.001825	0.000371	37.5	Kaplan-Meier	No	0.01	Param.
Chromium (mg/L)	SGWC-7	0.0026	0.002	0.1	n/a	No	24	0.002025	0.0001225	95.83	Kaplan-Meier	No	0.01	NP (NDs)
Chromium (mg/L)	SGWC-8	0.0021	0.0016	0.1	n/a	No	23	0.001926	0.0004605	56.52	Kaplan-Meier	No	0.01	NP (NDs)
Chromium (mg/L)	SGWC-9	0.0039	0.002	0.1	n/a	No	24	0.002079	0.0003878	95.83	Kaplan-Meier	No	0.01	NP (NDs)
Cobalt (mg/L)	PZ-13S	0.007	0.0052	0.02	n/a	No	7	0.005886	0.0005521	0	None	No	0.008	NP (selected)
Cobalt (mg/L)	PZ-14S	0.0025	0.00019	0.02	n/a	No	6	0.0006867	0.0008932	16.67	None	No	0.0155	NP (selected)
Cobalt (mg/L)	PZ-39S	0.0025	0.00028	0.02	n/a	No	7	0.001274	0.001149	42.86	None	No	0.008	NP (selected)
Cobalt (mg/L)	PZ-40I	0.0076	0.0014	0.02	n/a	No	5	0.00316	0.00257	0	None	No	0.031	NP (selected)
Cobalt (mg/L)	PZ-41S	0.0092	0.00036	0.02	n/a	No	7	0.002056	0.003171	0	None	No	0.008	NP (selected)
Cobalt (mg/L)	PZ-42I	0.0064	0.00041	0.02	n/a	No	5	0.002224	0.002473	20	None	No	0.031	NP (selected)

Appendix IV Confidence Intervals - All Results

Plant Scherer Client: Southern Company Data: Scherer AP Printed 9/27/2023, 5:44 PM

Constituent	Well	Upper Lim.	Lower Lim.	Compliance	Lower Compl.	Sig.	N	Mean	Std. Dev.	%NDs	ND Adj.	Transform	Alpha	Method
Cobalt (mg/L)	PZ-43S	0.0086	0.00025	0.02	n/a	No	7	0.002831	0.002703	57.14	None	No	0.008	NP (NDs)
Cobalt (mg/L)	PZ-44I	0.0024	0.0016	0.02	n/a	No	5	0.00204	0.000305	0	None	No	0.031	NP (selected)
Cobalt (mg/L)	PZ-69I	0.0032	0.0013	0.02	n/a	No	4	0.00215	0.0007853	0	None	No	0.0625	NP (selected)
Cobalt (mg/L)	SGWC-10	0.03019	0.022	0.02	n/a	Yes	24	0.0261	0.008021	0	None	No	0.01	Param.
Cobalt (mg/L)	SGWC-11	0.02723	0.02102	0.02	n/a	Yes	24	0.02413	0.006089	0	None	No	0.01	Param.
Cobalt (mg/L)	SGWC-12	0.003615	0.002175	0.02	n/a	No	24	0.002895	0.001411	0	None	No	0.01	Param.
Cobalt (mg/L)	SGWC-13	0.005313	0.002536	0.02	n/a	No	24	0.004771	0.003692	0	None	ln(x)	0.01	Param.
Cobalt (mg/L)	SGWC-14	0.0108	0.00691	0.02	n/a	No	24	0.008856	0.003815	0	None	No	0.01	Param.
Cobalt (mg/L)	SGWC-15	0.2725	0.2552	0.02	n/a	Yes	24	0.2638	0.01697	0	None	No	0.01	Param.
Cobalt (mg/L)	SGWC-16	0.004691	0.003686	0.02	n/a	No	24	0.004189	0.000985	0	None	No	0.01	Param.
Cobalt (mg/L)	SGWC-17	0.00078	0.00043	0.02	n/a	No	24	0.0008352	0.0007715	16.67	None	No	0.01	NP (normality)
Cobalt (mg/L)	SGWC-18	0.1463	0.1059	0.02	n/a	Yes	24	0.1261	0.03955	0	None	No	0.01	Param.
Cobalt (mg/L)	SGWC-19	0.0025	0.00045	0.02	n/a	No	24	0.001547	0.001077	54.17	None	No	0.01	NP (NDs)
Cobalt (mg/L)	SGWC-20	0.2055	0.1482	0.02	n/a	Yes	24	0.1768	0.05615	0	None	No	0.01	Param.
Cobalt (mg/L)	SGWC-21	0.0025	0.00017	0.02	n/a	No	24	0.001717	0.001131	66.67	None	No	0.01	NP (NDs)
Cobalt (mg/L)	SGWC-22	0.002914	0.001589	0.02	n/a	No	24	0.002385	0.001434	0	None	sqrt(x)	0.01	Param.
Cobalt (mg/L)	SGWC-23	0.0025	0.00013	0.02	n/a	No	24	0.002401	0.0004838	95.83	None	No	0.01	NP (NDs)
Cobalt (mg/L)	SGWC-6	0.0025	0.0012	0.02	n/a	No	24	0.00199	0.001138	41.67	None	No	0.01	NP (normality)
Cobalt (mg/L)	SGWC-7	0.009432	0.004317	0.02	n/a	No	24	0.006875	0.005011	0	None	No	0.01	Param.
Cobalt (mg/L)	SGWC-8	0.0025	0.00075	0.02	n/a	No	24	0.001912	0.0009714	66.67	None	No	0.01	NP (NDs)
Cobalt (mg/L)	SGWC-9	0.01086	0.004811	0.02	n/a	No	24	0.007837	0.005929	0	None	No	0.01	Param.
Combined Radium 226 + 228 (pCi/L)	PZ-13S	0.262	-0.0564	5	n/a	No	4	0.1061	0.1651	0	None	No	0.0625	NP (selected)
Combined Radium 226 + 228 (pCi/L)	PZ-14S	0.451	0.0627	5	n/a	No	5	0.3043	0.1789	0	None	No	0.031	NP (selected)
Combined Radium 226 + 228 (pCi/L)	PZ-17I	0.882	0.125	5	n/a	No	5	0.3558	0.3019	0	None	No	0.031	NP (selected)
Combined Radium 226 + 228 (pCi/L)	PZ-39S	0.565	0.0623	5	n/a	No	5	0.3255	0.2287	0	None	No	0.031	NP (selected)
Combined Radium 226 + 228 (pCi/L)	PZ-40I	1.59	0.366	5	n/a	No	5	0.8288	0.4867	0	None	No	0.031	NP (selected)
Combined Radium 226 + 228 (pCi/L)	PZ-41S	0.698	-0.192	5	n/a	No	6	0.2625	0.2986	0	None	No	0.0155	NP (selected)
Combined Radium 226 + 228 (pCi/L)	PZ-42I	0.651	0.188	5	n/a	No	5	0.388	0.1759	0	None	No	0.031	NP (selected)
Combined Radium 226 + 228 (pCi/L)	PZ-43S	1.64	0.241	5	n/a	No	5	0.6302	0.583	0	None	No	0.031	NP (selected)
Combined Radium 226 + 228 (pCi/L)	PZ-44I	0.551	-0.0607	5	n/a	No	5	0.1602	0.2476	0	None	No	0.031	NP (selected)
Combined Radium 226 + 228 (pCi/L)	PZ-69I	0.458	-0.097	5	n/a	No	4	0.2883	0.2591	0	None	No	0.0625	NP (selected)
Combined Radium 226 + 228 (pCi/L)	SGWC-10	0.452	0.0602	5	n/a	No	24	0.288	0.3381	0	None	No	0.01	NP (normality)
Combined Radium 226 + 228 (pCi/L)	SGWC-11	0.5304	0.1704	5	n/a	No	24	0.3504	0.3528	0	None	No	0.01	Param.
Combined Radium 226 + 228 (pCi/L)	SGWC-12	0.4374	0.1868	5	n/a	No	24	0.3121	0.2455	0	None	No	0.01	Param.
Combined Radium 226 + 228 (pCi/L)	SGWC-13	0.461	0.213	5	n/a	No	24	0.337	0.243	0	None	No	0.01	Param.
Combined Radium 226 + 228 (pCi/L)	SGWC-14	0.3243	0.07225	5	n/a	No	24	0.1983	0.2469	0	None	No	0.01	Param.
Combined Radium 226 + 228 (pCi/L)	SGWC-15	0.4812	0.2621	5	n/a	No	24	0.3717	0.2147	0	None	No	0.01	Param.
Combined Radium 226 + 228 (pCi/L)	SGWC-16	0.3334	0.1107	5	n/a	No	24	0.2221	0.2182	0	None	No	0.01	Param.
Combined Radium 226 + 228 (pCi/L)	SGWC-17	0.3918	0.1814	5	n/a	No	24	0.2866	0.2061	0	None	No	0.01	Param.
Combined Radium 226 + 228 (pCi/L)	SGWC-18	0.435	0.139	5	n/a	No	24	0.3435	0.3479	0	None	No	0.01	NP (normality)
Combined Radium 226 + 228 (pCi/L)	SGWC-19	0.396	0.114	5	n/a	No	24	0.2797	0.3276	0	None	No	0.01	NP (normality)
Combined Radium 226 + 228 (pCi/L)	SGWC-20	0.5479	0.2635	5	n/a	No	24	0.4057	0.2788	0	None	No	0.01	Param.
Combined Radium 226 + 228 (pCi/L)	SGWC-21	0.565	0.218	5	n/a	No	24	0.4512	0.3422	0	None	No	0.01	NP (normality)
Combined Radium 226 + 228 (pCi/L)	SGWC-22	0.4492	0.1542	5	n/a	No	24	0.3533	0.3902	0	None	sqrt(x)	0.01	Param.
Combined Radium 226 + 228 (pCi/L)	SGWC-23	0.5991	0.3454	5	n/a	No	24	0.4722	0.2487	0	None	No	0.01	Param.
Combined Radium 226 + 228 (pCi/L)	SGWC-6	0.3547	0.1337	5	n/a	No	24	0.2442	0.2166	0	None	No	0.01	Param.
Combined Radium 226 + 228 (pCi/L)	SGWC-7	0.5029	0.2663	5	n/a	No	24	0.3846	0.2318	0	None	No	0.01	Param.
Combined Radium 226 + 228 (pCi/L)	SGWC-8	2.472	1.953	5	n/a	No	24	2.213	0.5087	0	None	No	0.01	Param.
Combined Radium 226 + 228 (pCi/L)	SGWC-9	0.3829	0.1591	5	n/a	No	24	0.271	0.2193	0	None	No	0.01	Param.
Fluoride, total (mg/L)	PZ-13S	0.1	0.042	4	n/a	No	4	0.07775	0.02796	50	None	No	0.0625	NP (selected)
Fluoride, total (mg/L)	PZ-14S	0.1	0.029	4	n/a	No	4	0.068	0.03739	50	None	No	0.0625	NP (selected)
Fluoride, total (mg/L)	PZ-17I	0.2	0.028	4	n/a	No	5	0.075	0.0705	20	None	No	0.031	NP (selected)
Fluoride, total (mg/L)	PZ-39S	0.1	0.04	4	n/a	No	5	0.0664	0.02654	20	None	No	0.031	NP (selected)
Fluoride, total (mg/L)	PZ-40I	0.1	0.036	4	n/a	No	5	0.0766	0.03228	60	None	No	0.031	NP (NDs)
Fluoride, total (mg/L)	PZ-41S	0.1	0.035	4	n/a	No	5	0.079	0.03008	60	None	No	0.031	NP (NDs)

Appendix IV Confidence Intervals - All Results

Plant Scherer Client: Southern Company Data: Scherer AP Printed 9/27/2023, 5:44 PM

Constituent	Well	Upper Lim.	Lower Lim.	Compliance	Lower Compl.	Sig.	N	Mean	Std. Dev.	%NDs	ND Adj.	Transform	Alpha	Method
Fluoride, total (mg/L)	PZ-42I	0.083	0.033	4	n/a	No	5	0.0582	0.02203	0	None	No	0.031	NP (selected)
Fluoride, total (mg/L)	PZ-43S	0.1	0.028	4	n/a	No	5	0.0614	0.03559	40	None	No	0.031	NP (selected)
Fluoride, total (mg/L)	PZ-44I	0.1	0.031	4	n/a	No	5	0.073	0.03699	60	None	No	0.031	NP (NDs)
Fluoride, total (mg/L)	PZ-69I	0.21	0.083	4	n/a	No	4	0.1325	0.06009	0	None	No	0.0625	NP (selected)
Fluoride, total (mg/L)	SGWC-10	0.1	0.047	4	n/a	No	25	0.08688	0.0272	80	None	No	0.01	NP (NDs)
Fluoride, total (mg/L)	SGWC-11	0.1	0.08	4	n/a	No	25	0.09072	0.02064	80	None	No	0.01	NP (NDs)
Fluoride, total (mg/L)	SGWC-12	0.09386	0.06415	4	n/a	No	25	0.1029	0.05247	16	Kaplan-Meier	sqrt(x)	0.01	Param.
Fluoride, total (mg/L)	SGWC-13	0.1	0.053	4	n/a	No	25	0.08468	0.02997	64	Kaplan-Meier	No	0.01	NP (NDs)
Fluoride, total (mg/L)	SGWC-14	0.1	0.041	4	n/a	No	25	0.07996	0.03069	68	Kaplan-Meier	No	0.01	NP (NDs)
Fluoride, total (mg/L)	SGWC-15	0.14	0.11	4	n/a	No	25	0.1372	0.05124	0	None	No	0.01	NP (normality)
Fluoride, total (mg/L)	SGWC-16	0.1	0.09	4	n/a	No	25	0.08424	0.02868	72	None	No	0.01	NP (NDs)
Fluoride, total (mg/L)	SGWC-17	0.2	0.052	4	n/a	No	25	0.1133	0.07119	36	None	No	0.01	NP (normality)
Fluoride, total (mg/L)	SGWC-18	0.1	0.091	4	n/a	No	25	0.08925	0.03113	56	None	No	0.01	NP (NDs)
Fluoride, total (mg/L)	SGWC-19	0.1	0.057	4	n/a	No	25	0.09346	0.02973	80	None	No	0.01	NP (NDs)
Fluoride, total (mg/L)	SGWC-20	0.2427	0.1781	4	n/a	No	25	0.214	0.07062	0	None	sqrt(x)	0.01	Param.
Fluoride, total (mg/L)	SGWC-21	0.09445	0.07153	4	n/a	No	25	0.1192	0.05587	28	Kaplan-Meier	ln(x)	0.01	Param.
Fluoride, total (mg/L)	SGWC-22	0.1	0.075	4	n/a	No	25	0.08416	0.02719	68	Kaplan-Meier	No	0.01	NP (NDs)
Fluoride, total (mg/L)	SGWC-23	0.2	0.052	4	n/a	No	25	0.1121	0.06971	36	None	No	0.01	NP (normality)
Fluoride, total (mg/L)	SGWC-6	0.1399	0.1047	4	n/a	No	25	0.1241	0.03745	12	None	sqrt(x)	0.01	Param.
Fluoride, total (mg/L)	SGWC-7	0.2285	0.1815	4	n/a	No	25	0.205	0.04708	0	None	No	0.01	Param.
Fluoride, total (mg/L)	SGWC-8	0.4937	0.3817	4	n/a	No	25	0.4377	0.1124	0	None	No	0.01	Param.
Fluoride, total (mg/L)	SGWC-9	0.107	0.05772	4	n/a	No	25	0.1379	0.1	36	Kaplan-Meier	x^(1/3)	0.01	Param.
Lead (mg/L)	PZ-42I	0.001	0.00019	0.015	n/a	No	5	0.000838	0.0003622	80	None	No	0.031	NP (NDs)
Lead (mg/L)	SGWC-10	0.001	0.00014	0.015	n/a	No	24	0.0008917	0.0002928	87.5	None	No	0.01	NP (NDs)
Lead (mg/L)	SGWC-12	0.001	0.0002	0.015	n/a	No	24	0.0009667	0.0001633	95.83	None	No	0.01	NP (NDs)
Lead (mg/L)	SGWC-13	0.001	0.00039	0.015	n/a	No	24	0.0009746	0.0001245	95.83	None	No	0.01	NP (NDs)
Lead (mg/L)	SGWC-14	0.001	0.00066	0.015	n/a	No	24	0.0009208	0.0002274	87.5	None	No	0.01	NP (NDs)
Lead (mg/L)	SGWC-15	0.001	0.00023	0.015	n/a	No	24	0.0009679	0.0001572	95.83	None	No	0.01	NP (NDs)
Lead (mg/L)	SGWC-16	0.001	0.00013	0.015	n/a	No	24	0.0009638	0.0001776	95.83	None	No	0.01	NP (NDs)
Lead (mg/L)	SGWC-17	0.001	0.00017	0.015	n/a	No	24	0.0009654	0.0001694	95.83	None	No	0.01	NP (NDs)
Lead (mg/L)	SGWC-18	0.001	0.00071	0.015	n/a	No	24	0.0009583	0.0001542	91.67	None	No	0.01	NP (NDs)
Lead (mg/L)	SGWC-19	0.001	0.00033	0.015	n/a	No	24	0.0009721	0.0001368	95.83	None	No	0.01	NP (NDs)
Lead (mg/L)	SGWC-20	0.001	0.00027	0.015	n/a	No	24	0.0006142	0.0003688	45.83	None	No	0.01	NP (normality)
Lead (mg/L)	SGWC-21	0.001	0.00041	0.015	n/a	No	24	0.0008033	0.0003515	75	None	No	0.01	NP (NDs)
Lead (mg/L)	SGWC-22	0.001	0.00019	0.015	n/a	No	24	0.0008271	0.0003444	79.17	None	No	0.01	NP (NDs)
Lead (mg/L)	SGWC-23	0.001	0.00009	0.015	n/a	No	24	0.0009621	0.0001858	95.83	None	No	0.01	NP (NDs)
Lead (mg/L)	SGWC-6	0.001	0.0002	0.015	n/a	No	24	0.0009667	0.0001633	95.83	None	No	0.01	NP (NDs)
Lead (mg/L)	SGWC-7	0.001	0.00085	0.015	n/a	No	24	0.0009225	0.0002414	87.5	None	No	0.01	NP (NDs)
Lead (mg/L)	SGWC-8	0.001	0.00062	0.015	n/a	No	24	0.0009546	0.0001614	91.67	None	No	0.01	NP (NDs)
Lithium (mg/L)	PZ-13S	0.005	0.0023	0.04	n/a	No	4	0.003275	0.001228	25	None	No	0.0625	NP (selected)
Lithium (mg/L)	PZ-14S	0.005	0.0011	0.04	n/a	No	6	0.0033	0.001895	50	None	No	0.0155	NP (selected)
Lithium (mg/L)	PZ-17I	0.005	0.0016	0.04	n/a	No	5	0.00366	0.001835	60	None	No	0.031	NP (NDs)
Lithium (mg/L)	PZ-39S	0.022	0.0027	0.04	n/a	No	5	0.01002	0.007473	0	None	No	0.031	NP (selected)
Lithium (mg/L)	PZ-40I	0.015	0.0083	0.04	n/a	No	5	0.01086	0.00251	0	None	No	0.031	NP (selected)
Lithium (mg/L)	PZ-41S	0.005	0.00099	0.04	n/a	No	5	0.003778	0.001804	60	None	No	0.031	NP (NDs)
Lithium (mg/L)	PZ-42I	0.0064	0.0026	0.04	n/a	No	5	0.00442	0.001521	0	None	No	0.031	NP (selected)
Lithium (mg/L)	PZ-43S	0.005	0.0015	0.04	n/a	No	5	0.00348	0.001388	20	None	No	0.031	NP (selected)
Lithium (mg/L)	PZ-44I	0.069	0.0025	0.04	n/a	No	8	0.01887	0.02087	12.5	None	No	0.004	NP (selected)
Lithium (mg/L)	PZ-69I	0.005	0.0025	0.04	n/a	No	4	0.00325	0.001179	25	None	No	0.0625	NP (selected)
Lithium (mg/L)	SGWC-10	0.005	0.0011	0.04	n/a	No	24	0.004837	0.0007961	95.83	None	No	0.01	NP (NDs)
Lithium (mg/L)	SGWC-11	0.005	0.0029	0.04	n/a	No	24	0.004029	0.001351	62.5	None	No	0.01	NP (NDs)
Lithium (mg/L)	SGWC-12	0.005	0.0012	0.04	n/a	No	24	0.004679	0.001087	91.67	None	No	0.01	NP (NDs)
Lithium (mg/L)	SGWC-13	0.005	0.0014	0.04	n/a	No	24	0.004692	0.001045	91.67	None	No	0.01	NP (NDs)
Lithium (mg/L)	SGWC-14	0.005	0.0015	0.04	n/a	No	24	0.004692	0.001046	91.67	None	No	0.01	NP (NDs)
Lithium (mg/L)	SGWC-15	0.005	0.0034	0.04	n/a	No	24	0.0041	0.001011	50	None	No	0.01	NP (normality)

Appendix IV Confidence Intervals - All Results

Plant Scherer Client: Southern Company Data: Scherer AP Printed 9/27/2023, 5:44 PM

Constituent	Well	Upper Lim.	Lower Lim.	Compliance	Lower Compl.	Sig.	N	Mean	Std. Dev.	%NDs	ND Adj.	Transform	Alpha	Method
Lithium (mg/L)	SGWC-16	0.005	0.0015	0.04	n/a	No	24	0.004696	0.001031	91.67	None	No	0.01	NP (NDs)
Lithium (mg/L)	SGWC-17	0.005	0.0014	0.04	n/a	No	24	0.00485	0.0007348	95.83	None	No	0.01	NP (NDs)
Lithium (mg/L)	SGWC-18	0.004611	0.003858	0.04	n/a	No	24	0.004567	0.0007227	25	Kaplan-Meier	No	0.01	Param.
Lithium (mg/L)	SGWC-19	0.005	0.0022	0.04	n/a	No	24	0.00455	0.001366	79.17	None	No	0.01	NP (NDs)
Lithium (mg/L)	SGWC-20	0.004559	0.00358	0.04	n/a	No	23	0.00407	0.0009354	8.696	None	No	0.01	Param.
Lithium (mg/L)	SGWC-21	0.005	0.0038	0.04	n/a	No	24	0.004408	0.001266	79.17	None	No	0.01	NP (NDs)
Lithium (mg/L)	SGWC-22	0.005	0.0033	0.04	n/a	No	24	0.004365	0.001333	79.17	None	No	0.01	NP (NDs)
Lithium (mg/L)	SGWC-23	0.005	0.0035	0.04	n/a	No	24	0.004196	0.0009689	45.83	None	No	0.01	NP (normality)
Lithium (mg/L)	SGWC-6	0.005	0.0023	0.04	n/a	No	24	0.004733	0.0009154	91.67	None	No	0.01	NP (NDs)
Lithium (mg/L)	SGWC-7	0.005322	0.004348	0.04	n/a	No	23	0.004835	0.0009316	0	None	No	0.01	Param.
Lithium (mg/L)	SGWC-8	0.005	0.0021	0.04	n/a	No	24	0.003954	0.00153	66.67	None	No	0.01	NP (NDs)
Lithium (mg/L)	SGWC-9	0.005	0.0014	0.04	n/a	No	24	0.00485	0.0007348	95.83	None	No	0.01	NP (NDs)
Mercury (mg/L)	PZ-13S	0.00024	0.00015	0.002	n/a	No	4	0.0001925	0.00004425	0	None	No	0.0625	NP (selected)
Mercury (mg/L)	PZ-44I	0.0002	0.000084	0.002	n/a	No	5	0.0001768	0.00005188	80	None	No	0.031	NP (NDs)
Mercury (mg/L)	SGWC-10	0.0002	0.00013	0.002	n/a	No	24	0.0001971	0.00001429	95.83	None	No	0.01	NP (NDs)
Mercury (mg/L)	SGWC-11	0.0002	0.0001	0.002	n/a	No	24	0.0001958	0.00002041	95.83	None	No	0.01	NP (NDs)
Mercury (mg/L)	SGWC-12	0.0002	0.000093	0.002	n/a	No	24	0.0001955	0.00002184	95.83	None	No	0.01	NP (NDs)
Mercury (mg/L)	SGWC-13	0.0002	0.00011	0.002	n/a	No	24	0.0001962	0.00001837	95.83	None	No	0.01	NP (NDs)
Mercury (mg/L)	SGWC-14	0.0002	0.00012	0.002	n/a	No	24	0.0001879	0.0000331	83.33	None	No	0.01	NP (NDs)
Mercury (mg/L)	SGWC-15	0.0002	0.00012	0.002	n/a	No	24	0.000159	0.00004496	45.83	None	No	0.01	NP (normality)
Mercury (mg/L)	SGWC-16	0.0002	0.000076	0.002	n/a	No	24	0.0001948	0.00002531	95.83	None	No	0.01	NP (NDs)
Mercury (mg/L)	SGWC-17	0.0002	0.00017	0.002	n/a	No	24	0.0001883	0.00002854	83.33	None	No	0.01	NP (NDs)
Mercury (mg/L)	SGWC-18	0.0001731	0.0001134	0.002	n/a	No	24	0.0001767	0.00004776	33.33	Kaplan-Meier	x*2	0.01	Param.
Mercury (mg/L)	SGWC-20	0.0002	0.00013	0.002	n/a	No	24	0.0001869	0.00003661	87.5	None	No	0.01	NP (NDs)
Mercury (mg/L)	SGWC-21	0.0002	0.0001	0.002	n/a	No	24	0.0001958	0.00002041	95.83	None	No	0.01	NP (NDs)
Mercury (mg/L)	SGWC-22	0.0002	0.000099	0.002	n/a	No	24	0.0001958	0.00002062	95.83	None	No	0.01	NP (NDs)
Mercury (mg/L)	SGWC-23	0.0002	0.00011	0.002	n/a	No	24	0.0001905	0.00004014	83.33	None	No	0.01	NP (NDs)
Mercury (mg/L)	SGWC-6	0.0002	0.00011	0.002	n/a	No	24	0.0001962	0.00001837	95.83	None	No	0.01	NP (NDs)
Mercury (mg/L)	SGWC-7	0.0002	0.00011	0.002	n/a	No	24	0.0001962	0.00001837	95.83	None	No	0.01	NP (NDs)
Mercury (mg/L)	SGWC-8	0.0002	0.000076	0.002	n/a	No	24	0.0001948	0.00002531	95.83	None	No	0.01	NP (NDs)
Mercury (mg/L)	SGWC-9	0.0002	0.0001	0.002	n/a	No	24	0.0001958	0.00002041	95.83	None	No	0.01	NP (NDs)
Molybdenum (mg/L)	PZ-39S	0.0013	0.0011	0.1	n/a	No	4	0.00115	0.0001	0	None	No	0.0625	NP (selected)
Molybdenum (mg/L)	PZ-40I	0.015	0.00079	0.1	n/a	No	4	0.01145	0.007105	75	None	No	0.0625	NP (NDs)
Molybdenum (mg/L)	PZ-42I	0.0066	0.0057	0.1	n/a	No	4	0.006175	0.0003686	0	None	No	0.0625	NP (selected)
Molybdenum (mg/L)	PZ-69I	0.0017	0.00069	0.1	n/a	No	4	0.001075	0.0004508	0	None	No	0.0625	NP (selected)
Molybdenum (mg/L)	SGWC-12	0.015	0.0012	0.1	n/a	No	23	0.0138	0.00399	91.3	None	No	0.01	NP (NDs)
Molybdenum (mg/L)	SGWC-14	0.015	0.003	0.1	n/a	No	23	0.01386	0.003787	91.3	None	No	0.01	NP (NDs)
Molybdenum (mg/L)	SGWC-23	0.015	0.00062	0.1	n/a	No	23	0.01437	0.002998	95.65	None	No	0.01	NP (NDs)
Molybdenum (mg/L)	SGWC-6	0.015	0.00099	0.1	n/a	No	23	0.01377	0.004078	91.3	None	No	0.01	NP (NDs)
Molybdenum (mg/L)	SGWC-7	0.00343	0.0012	0.1	n/a	No	23	0.004606	0.005649	21.74	None	No	0.01	NP (normality)
Molybdenum (mg/L)	SGWC-8	0.015	0.0008	0.1	n/a	No	23	0.01376	0.004101	91.3	None	No	0.01	NP (NDs)
Molybdenum (mg/L)	SGWC-9	0.015	0.001	0.1	n/a	No	23	0.009529	0.006983	60.87	None	No	0.01	NP (NDs)
Selenium (mg/L)	PZ-17I	0.005	0.00047	0.05	n/a	No	5	0.004094	0.002026	80	None	No	0.031	NP (NDs)
Selenium (mg/L)	PZ-39S	0.0022	0.0013	0.05	n/a	No	5	0.00164	0.0003912	20	None	No	0.031	NP (selected)
Selenium (mg/L)	PZ-40I	0.005	0.00059	0.05	n/a	No	5	0.004118	0.001972	80	None	No	0.031	NP (NDs)
Selenium (mg/L)	PZ-41S	0.0071	0.0045	0.05	n/a	No	5	0.00616	0.001024	0	None	No	0.031	NP (selected)
Selenium (mg/L)	PZ-42I	0.005	0.00026	0.05	n/a	No	5	0.004052	0.00212	80	None	No	0.031	NP (NDs)
Selenium (mg/L)	PZ-44I	0.005	0.00046	0.05	n/a	No	5	0.004092	0.00203	80	None	No	0.031	NP (NDs)
Selenium (mg/L)	SGWC-11	0.005	0.00046	0.05	n/a	No	24	0.004811	0.0009267	95.83	None	No	0.01	NP (NDs)
Selenium (mg/L)	SGWC-12	0.005	0.00031	0.05	n/a	No	24	0.004805	0.0009573	95.83	None	No	0.01	NP (NDs)
Selenium (mg/L)	SGWC-13	0.005	0.00064	0.05	n/a	No	24	0.004622	0.00128	91.67	None	No	0.01	NP (NDs)
Selenium (mg/L)	SGWC-14	0.005	0.00084	0.05	n/a	No	24	0.004646	0.0012	91.67	None	No	0.01	NP (NDs)
Selenium (mg/L)	SGWC-15	0.005	0.0021	0.05	n/a	No	24	0.004254	0.002424	58.33	None	No	0.01	NP (NDs)
Selenium (mg/L)	SGWC-16	0.005	0.0012	0.05	n/a	No	24	0.003557	0.00192	62.5	None	No	0.01	NP (NDs)
Selenium (mg/L)	SGWC-17	0.005	0.00064	0.05	n/a	No	24	0.004423	0.00156	87.5	None	No	0.01	NP (NDs)

Appendix IV Confidence Intervals - All Results

Plant Scherer Client: Southern Company Data: Scherer AP Printed 9/27/2023, 5:44 PM

Constituent	Well	Upper Lim.	Lower Lim.	Compliance	Lower Compl.	Sig.	N	Mean	Std. Dev.	%NDs	ND Adj.	Transform	Alpha	Method
Selenium (mg/L)	SGWC-18	0.008994	0.003231	0.05	n/a	No	24	0.007569	0.007908	12.5	None	x^(1/3)	0.01	Param.
Selenium (mg/L)	SGWC-19	0.005	0.00099	0.05	n/a	No	24	0.004295	0.001613	83.33	None	No	0.01	NP (NDs)
Selenium (mg/L)	SGWC-20	0.005	0.00396	0.05	n/a	No	24	0.004098	0.001738	70.83	None	No	0.01	NP (NDs)
Selenium (mg/L)	SGWC-23	0.005	0.00075	0.05	n/a	No	24	0.004231	0.001758	83.33	None	No	0.01	NP (NDs)
Selenium (mg/L)	SGWC-6	0.005	0.00057	0.05	n/a	No	24	0.004426	0.001551	87.5	None	No	0.01	NP (NDs)
Selenium (mg/L)	SGWC-7	0.005	0.00034	0.05	n/a	No	24	0.004806	0.0009512	95.83	None	No	0.01	NP (NDs)
Thallium (mg/L)	SGWC-10	0.001	0.00075	0.002	n/a	No	24	0.0009204	0.0002376	87.5	None	No	0.01	NP (NDs)
Thallium (mg/L)	SGWC-11	0.001	0.00016	0.002	n/a	No	24	0.0009296	0.0002386	91.67	None	No	0.01	NP (NDs)
Thallium (mg/L)	SGWC-12	0.001	0.00034	0.002	n/a	No	24	0.0009404	0.0002025	91.67	None	No	0.01	NP (NDs)
Thallium (mg/L)	SGWC-13	0.001	0.00022	0.002	n/a	No	24	0.0009675	0.0001592	95.83	None	No	0.01	NP (NDs)
Thallium (mg/L)	SGWC-14	0.001	0.00035	0.002	n/a	No	24	0.0009083	0.0002631	83.33	None	No	0.01	NP (NDs)
Thallium (mg/L)	SGWC-15	0.001	0.0001	0.002	n/a	No	24	0.0006189	0.0004308	54.17	None	No	0.01	NP (NDs)
Thallium (mg/L)	SGWC-17	0.001	0.00024	0.002	n/a	No	24	0.0009683	0.0001551	95.83	None	No	0.01	NP (NDs)
Thallium (mg/L)	SGWC-18	0.00068	0.00015	0.002	n/a	No	24	0.0003923	0.00035	20.83	None	No	0.01	NP (normality)
Thallium (mg/L)	SGWC-20	0.00033	0.00017	0.002	n/a	No	24	0.000355	0.0003417	20.83	None	No	0.01	NP (normality)
Thallium (mg/L)	SGWC-22	0.001	0.00038	0.002	n/a	No	24	0.0009742	0.0001266	95.83	None	No	0.01	NP (NDs)
Thallium (mg/L)	SGWC-23	0.001	0.00016	0.002	n/a	No	24	0.000965	0.0001715	95.83	None	No	0.01	NP (NDs)
Thallium (mg/L)	SGWC-6	0.001	0.00049	0.002	n/a	No	24	0.0008821	0.000274	83.33	None	No	0.01	NP (NDs)
Thallium (mg/L)	SGWC-7	0.001	0.00042	0.002	n/a	No	24	0.0009433	0.0001942	91.67	None	No	0.01	NP (NDs)
Thallium (mg/L)	SGWC-8	0.001	0.00079	0.002	n/a	No	24	0.0008929	0.0002659	83.33	None	No	0.01	NP (NDs)
Thallium (mg/L)	SGWC-9	0.001	0.0004	0.002	n/a	No	24	0.0009446	0.0001887	91.67	None	No	0.01	NP (NDs)

Appendix IV Trend Tests - Confidence Interval Exceedances - Significant Results

Plant Scherer Client: Southern Company Data: Scherer AP Printed 9/27/2023, 2:26 PM

<u>Constituent</u>	<u>Well</u>	<u>Slope</u>	<u>Calc.</u>	<u>Critical</u>	<u>Sig.</u>	<u>N</u>	<u>%NDs</u>	<u>Normality</u>	<u>Xform</u>	<u>Alpha</u>	<u>Method</u>
Cobalt (mg/L)	SGWA-1 (bg)	-0.002329	-204	-81	Yes	24	0	n/a	n/a	0.05	NP
Cobalt (mg/L)	SGWA-25 (bg)	-0.001903	-202	-81	Yes	24	12.5	n/a	n/a	0.05	NP
Cobalt (mg/L)	SGWC-11	-0.002662	-196	-81	Yes	24	0	n/a	n/a	0.05	NP
Cobalt (mg/L)	SGWC-18	-0.007058	-91	-81	Yes	24	0	n/a	n/a	0.05	NP
Cobalt (mg/L)	SGWC-20	-0.02244	-183	-81	Yes	24	0	n/a	n/a	0.05	NP

Appendix IV Trend Tests - Confidence Interval Exceedances - All Results

Plant Scherer Client: Southern Company Data: Scherer AP Printed 9/27/2023, 2:26 PM

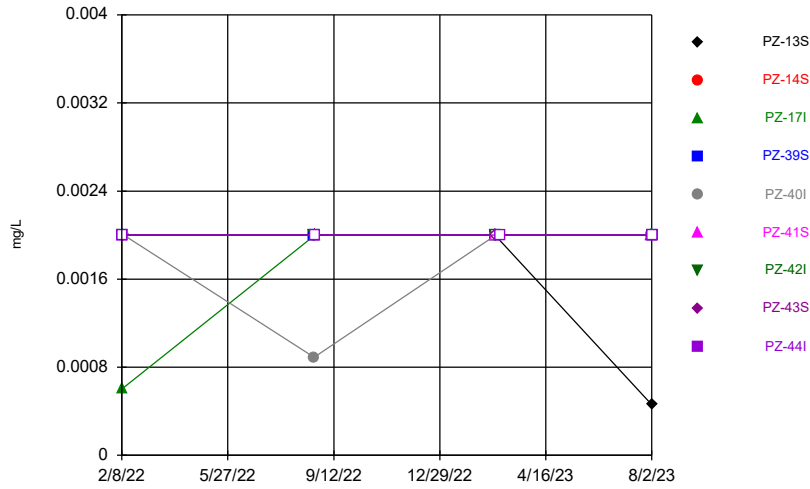
Constituent	Well	Slope	Calc.	Critical	Sig.	N	%NDs	Normality	Xform	Alpha	Method
Cobalt (mg/L)	SGWA-1 (bg)	-0.002329	-204	-81	Yes	24	0	n/a	n/a	0.05	NP
Cobalt (mg/L)	SGWA-2 (bg)	0	7	81	No	24	91.67	n/a	n/a	0.05	NP
Cobalt (mg/L)	SGWA-24 (bg)	0	-7	-81	No	24	66.67	n/a	n/a	0.05	NP
Cobalt (mg/L)	SGWA-25 (bg)	-0.001903	-202	-81	Yes	24	12.5	n/a	n/a	0.05	NP
Cobalt (mg/L)	SGWA-3 (bg)	0	19	81	No	24	95.83	n/a	n/a	0.05	NP
Cobalt (mg/L)	SGWA-4 (bg)	0	11	81	No	24	91.67	n/a	n/a	0.05	NP
Cobalt (mg/L)	SGWA-5 (bg)	0	0	81	No	24	100	n/a	n/a	0.05	NP
Cobalt (mg/L)	SGWC-10	0	0	81	No	24	0	n/a	n/a	0.05	NP
Cobalt (mg/L)	SGWC-11	-0.002662	-196	-81	Yes	24	0	n/a	n/a	0.05	NP
Cobalt (mg/L)	SGWC-15	-0.002073	-57	-81	No	24	0	n/a	n/a	0.05	NP
Cobalt (mg/L)	SGWC-18	-0.007058	-91	-81	Yes	24	0	n/a	n/a	0.05	NP
Cobalt (mg/L)	SGWC-20	-0.02244	-183	-81	Yes	24	0	n/a	n/a	0.05	NP

Table of Contents

Figure A. Time Series	30
Figure B. Box Plots	197
Figure C. Outlier Summary	219
Figure D. Appendix III Interwell Prediction Limits	221
Figure E. Appendix III Trend Tests	270
Figure F. Appendix IV Upper Tolerance Limits	306
Figure G. Groundwater Protection Standards	308
Figure H. Appendix IV Confidence Intervals	310
Figure I. Appendix IV Trend Tests	402

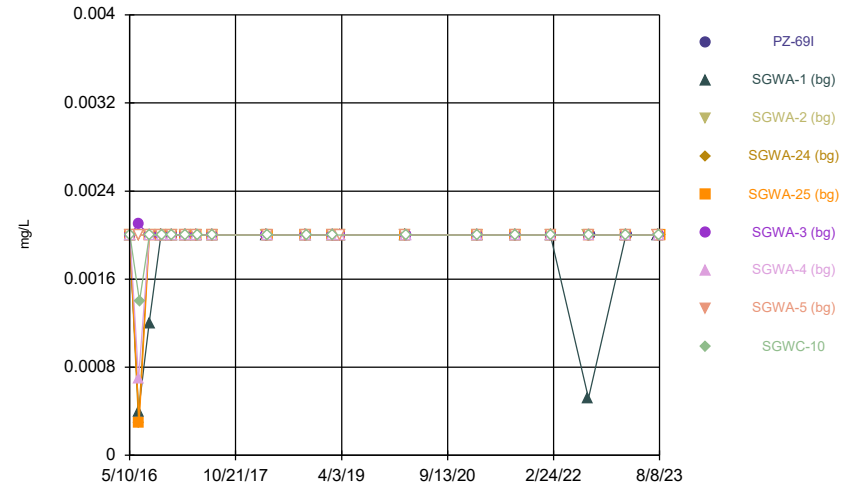
FIGURE A.

Time Series



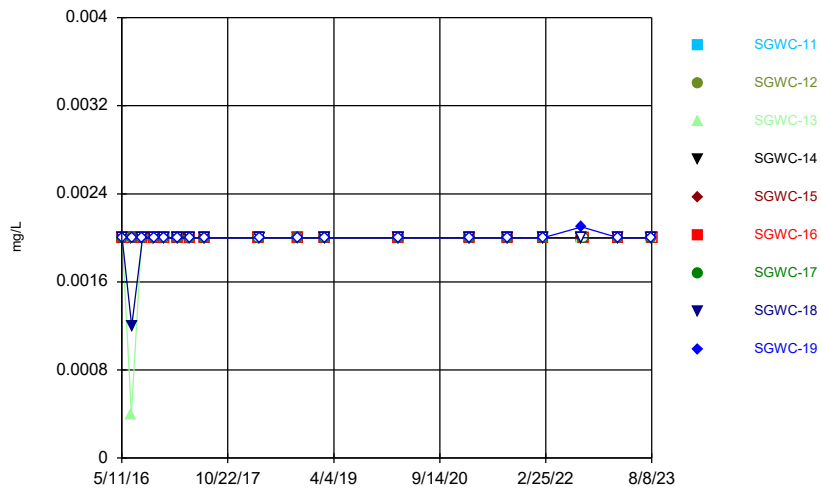
Constituent: Antimony Analysis Run 9/20/2023 2:35 PM View: Time Series & Box Plot
Plant Scherer Client: Southern Company Data: Scherer AP

Time Series



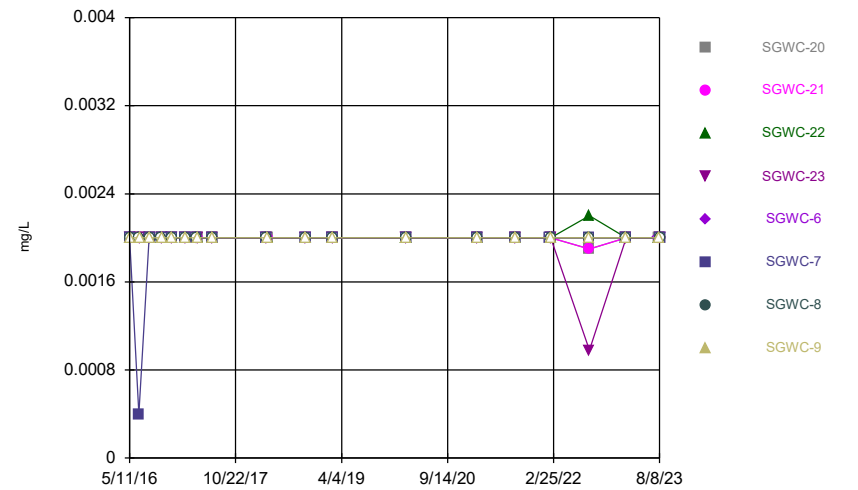
Constituent: Antimony Analysis Run 9/20/2023 2:35 PM View: Time Series & Box Plot
Plant Scherer Client: Southern Company Data: Scherer AP

Time Series



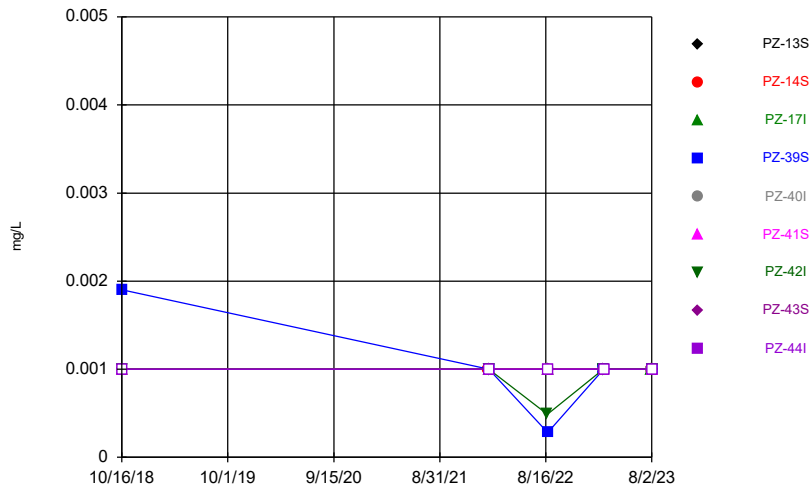
Constituent: Antimony Analysis Run 9/20/2023 2:35 PM View: Time Series & Box Plot
Plant Scherer Client: Southern Company Data: Scherer AP

Time Series



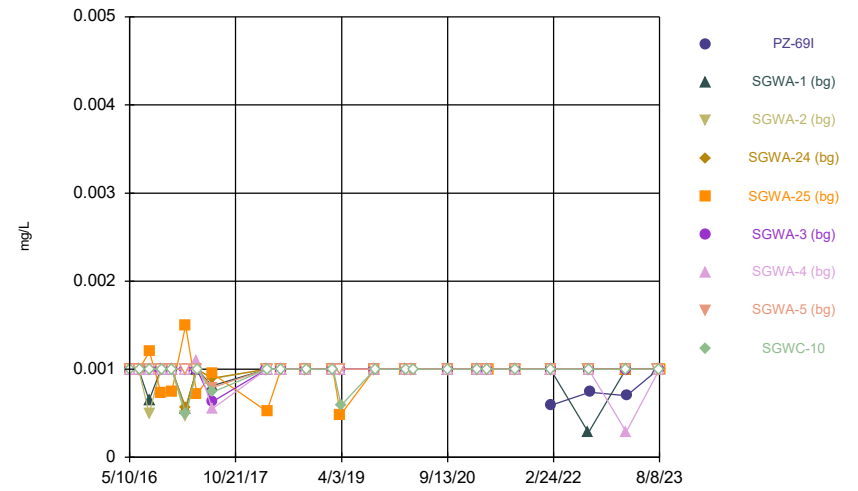
Constituent: Antimony Analysis Run 9/20/2023 2:35 PM View: Time Series & Box Plot
Plant Scherer Client: Southern Company Data: Scherer AP

Time Series



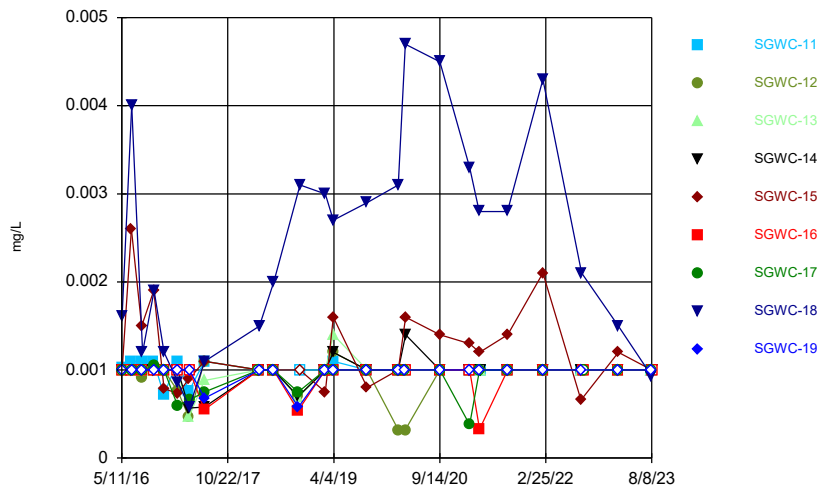
Constituent: Arsenic Analysis Run 9/20/2023 2:35 PM View: Time Series & Box Plot
Plant Scherer Client: Southern Company Data: Scherer AP

Time Series



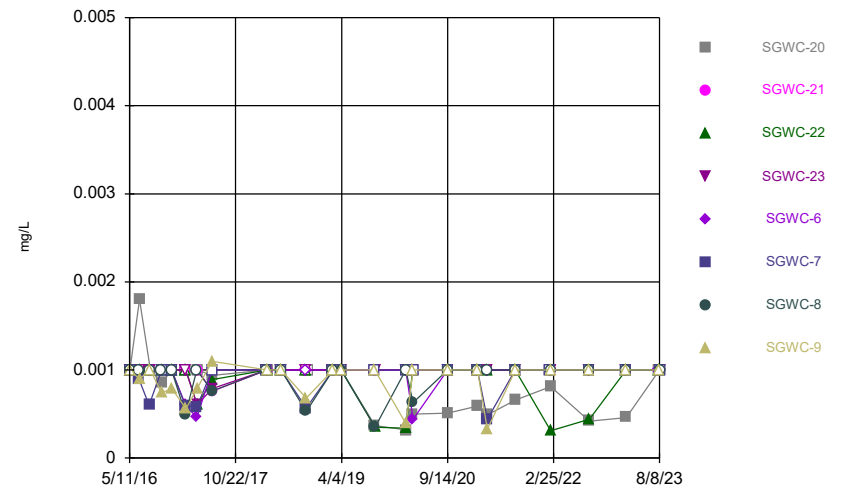
Constituent: Arsenic Analysis Run 9/20/2023 2:35 PM View: Time Series & Box Plot
Plant Scherer Client: Southern Company Data: Scherer AP

Time Series



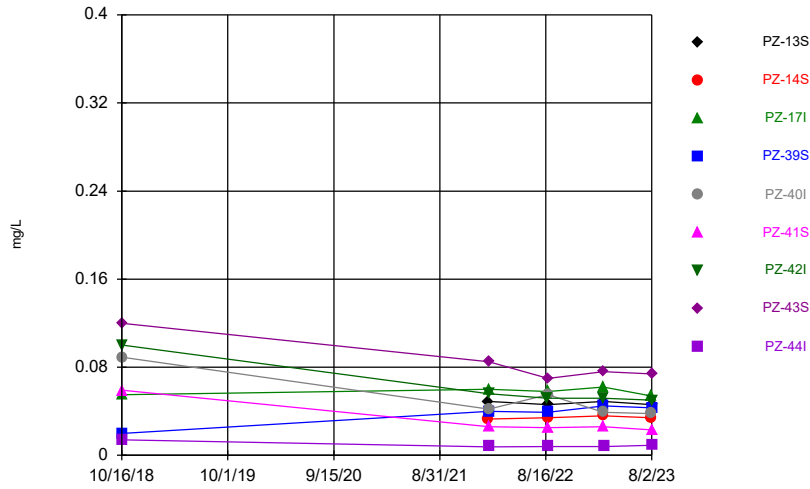
Constituent: Arsenic Analysis Run 9/20/2023 2:35 PM View: Time Series & Box Plot
Plant Scherer Client: Southern Company Data: Scherer AP

Time Series



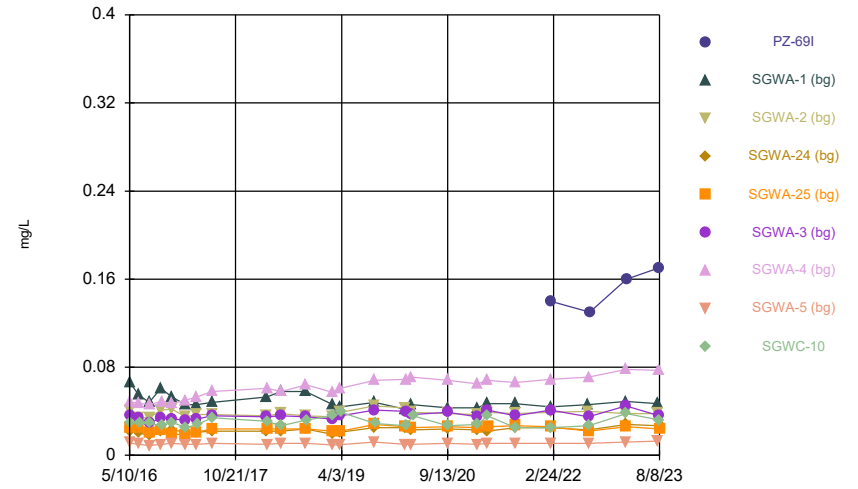
Constituent: Arsenic Analysis Run 9/20/2023 2:35 PM View: Time Series & Box Plot
Plant Scherer Client: Southern Company Data: Scherer AP

Time Series



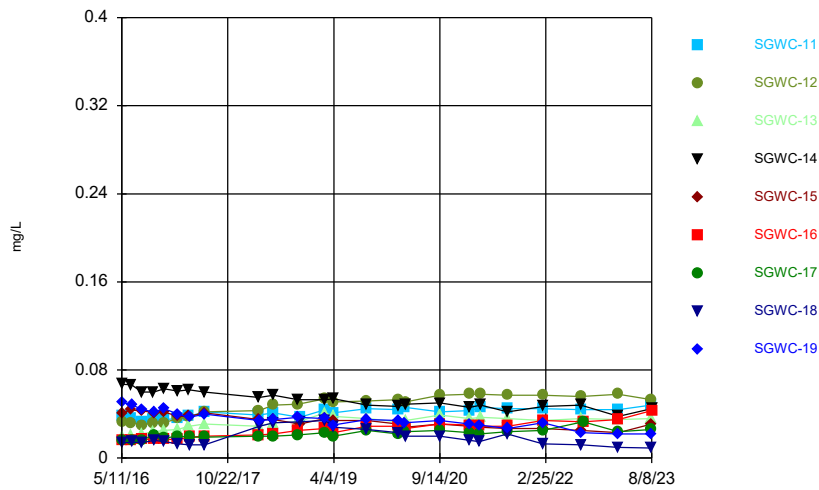
Constituent: Barium Analysis Run 9/20/2023 2:35 PM View: Time Series & Box Plot
 Plant Scherer Client: Southern Company Data: Scherer AP

Time Series



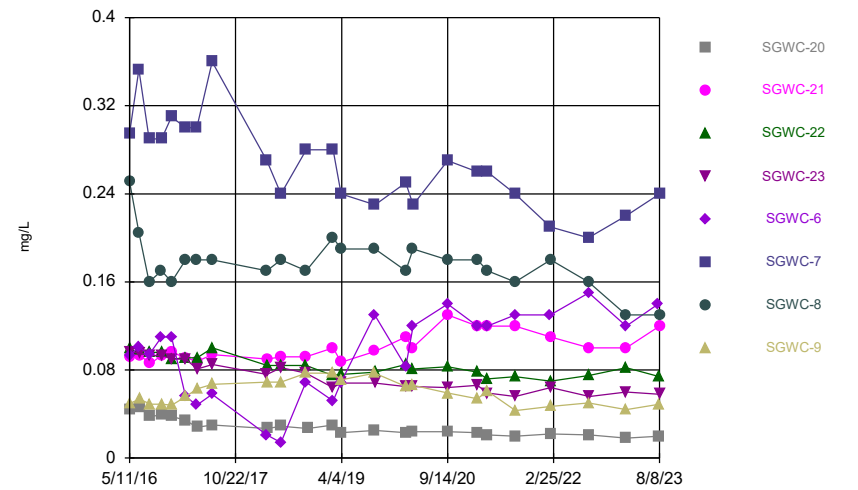
Constituent: Barium Analysis Run 9/20/2023 2:35 PM View: Time Series & Box Plot
 Plant Scherer Client: Southern Company Data: Scherer AP

Time Series



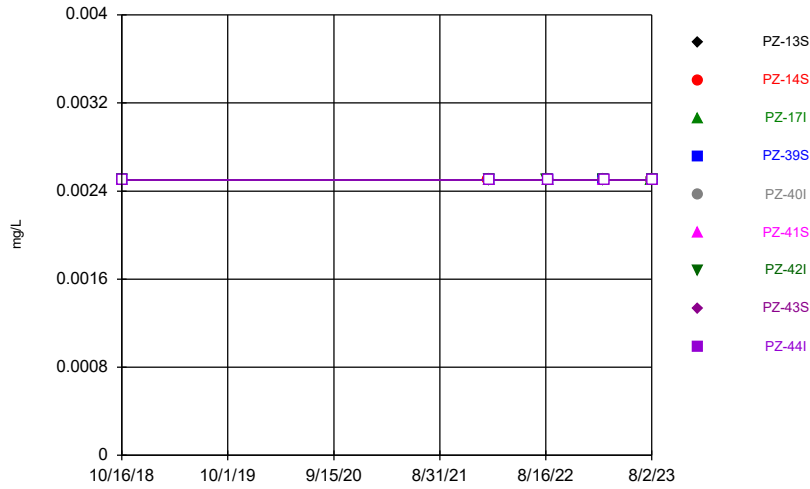
Constituent: Barium Analysis Run 9/20/2023 2:35 PM View: Time Series & Box Plot
 Plant Scherer Client: Southern Company Data: Scherer AP

Time Series



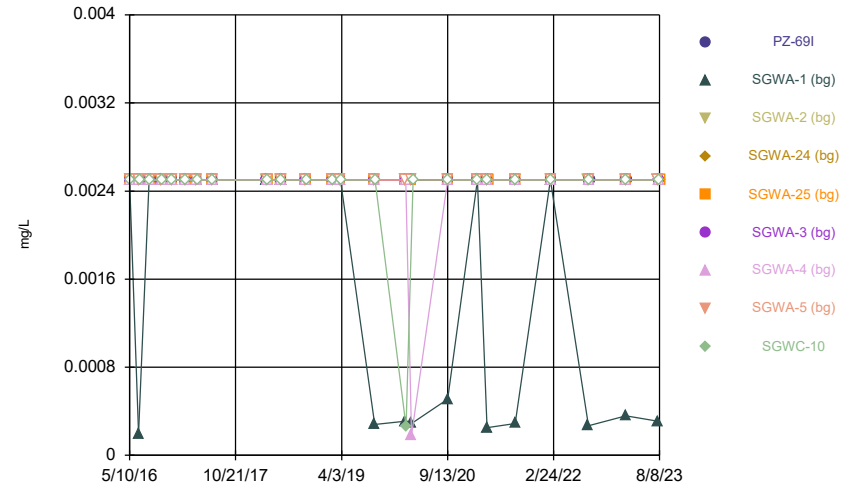
Constituent: Barium Analysis Run 9/20/2023 2:35 PM View: Time Series & Box Plot
 Plant Scherer Client: Southern Company Data: Scherer AP

Time Series



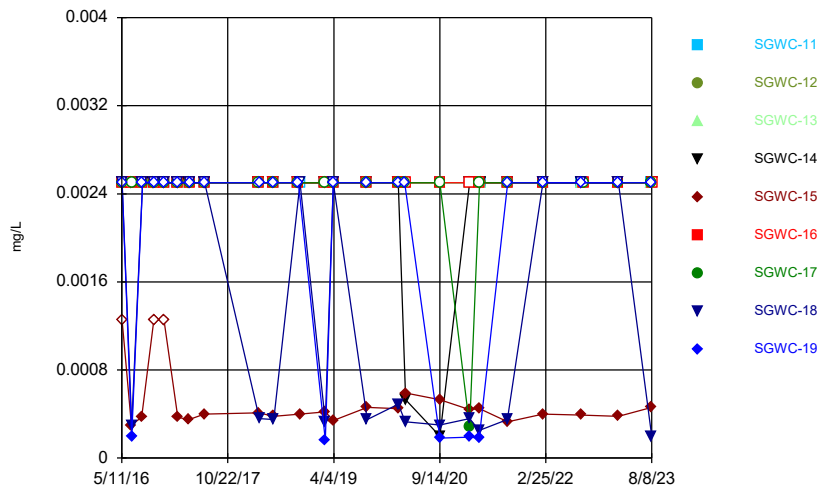
Constituent: Beryllium Analysis Run 9/20/2023 2:35 PM View: Time Series & Box Plot
Plant Scherer Client: Southern Company Data: Scherer AP

Time Series



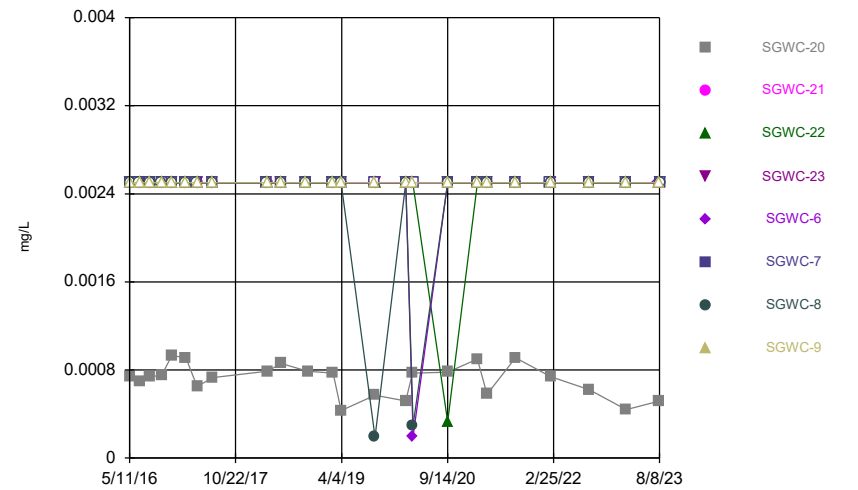
Constituent: Beryllium Analysis Run 9/20/2023 2:35 PM View: Time Series & Box Plot
Plant Scherer Client: Southern Company Data: Scherer AP

Time Series



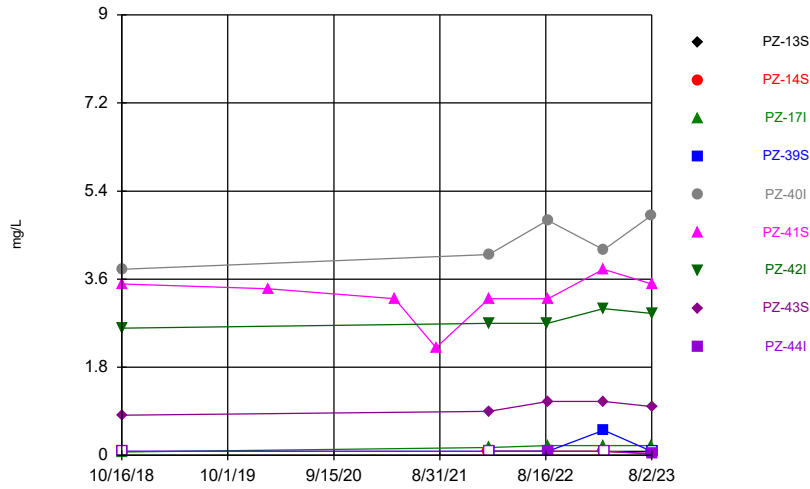
Constituent: Beryllium Analysis Run 9/20/2023 2:35 PM View: Time Series & Box Plot
Plant Scherer Client: Southern Company Data: Scherer AP

Time Series



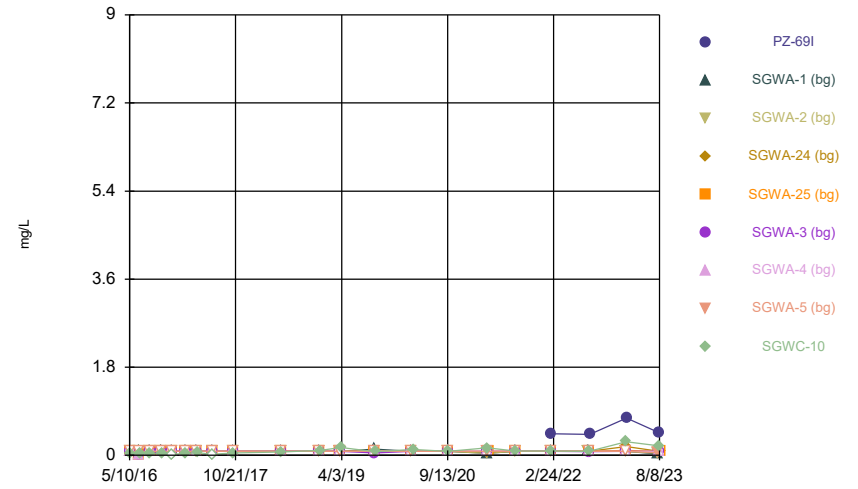
Constituent: Beryllium Analysis Run 9/20/2023 2:35 PM View: Time Series & Box Plot
Plant Scherer Client: Southern Company Data: Scherer AP

Time Series



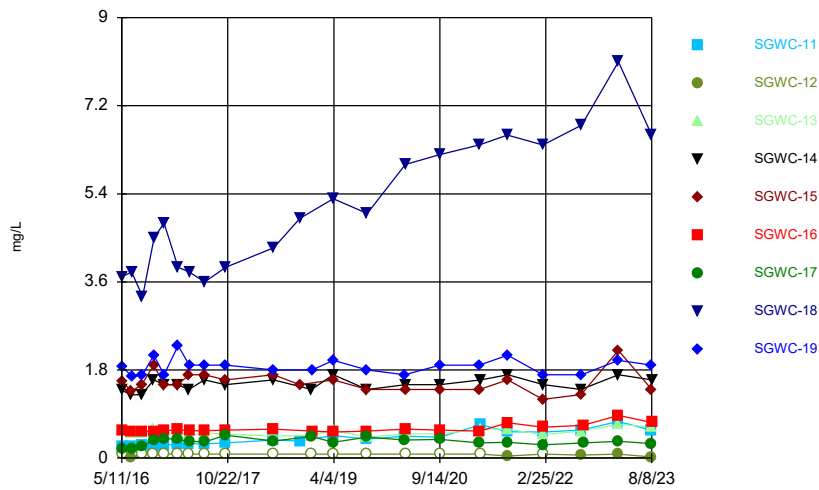
Constituent: Boron, total Analysis Run 9/20/2023 2:35 PM View: Time Series & Box Plot
Plant Scherer Client: Southern Company Data: Scherer AP

Time Series



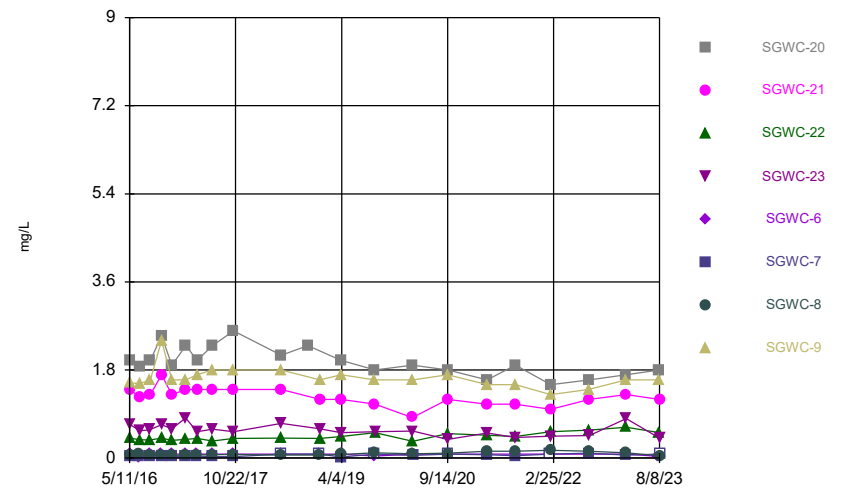
Constituent: Boron, total Analysis Run 9/20/2023 2:35 PM View: Time Series & Box Plot
Plant Scherer Client: Southern Company Data: Scherer AP

Time Series



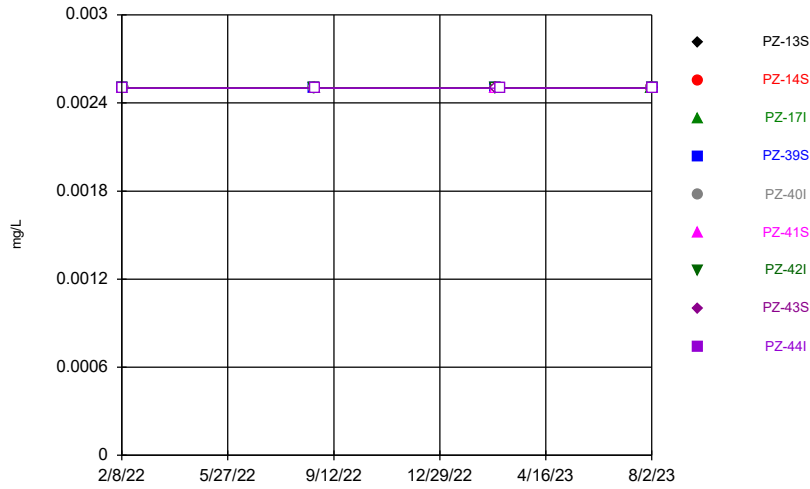
Constituent: Boron, total Analysis Run 9/20/2023 2:35 PM View: Time Series & Box Plot
Plant Scherer Client: Southern Company Data: Scherer AP

Time Series



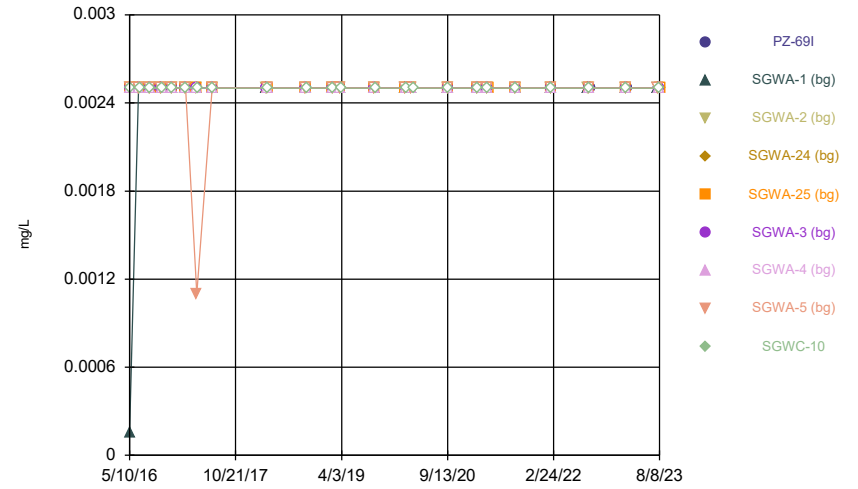
Constituent: Boron, total Analysis Run 9/20/2023 2:35 PM View: Time Series & Box Plot
Plant Scherer Client: Southern Company Data: Scherer AP

Time Series



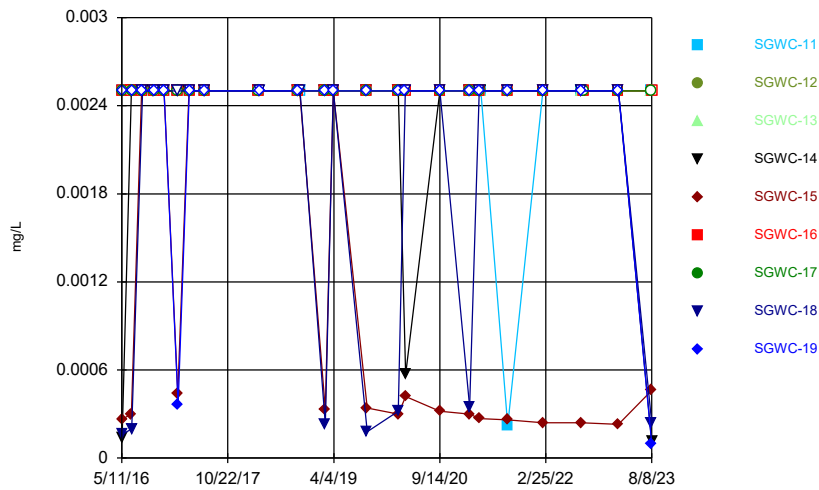
Constituent: Cadmium Analysis Run 9/20/2023 2:35 PM View: Time Series & Box Plot
Plant Scherer Client: Southern Company Data: Scherer AP

Time Series



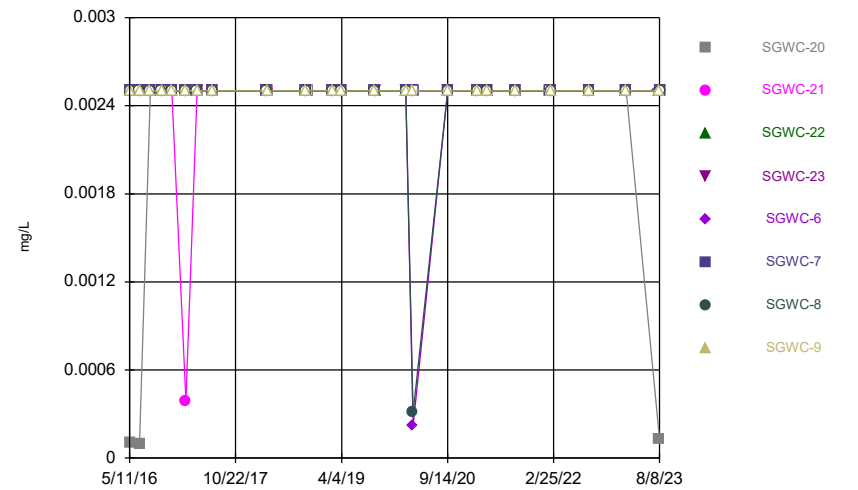
Constituent: Cadmium Analysis Run 9/20/2023 2:35 PM View: Time Series & Box Plot
Plant Scherer Client: Southern Company Data: Scherer AP

Time Series



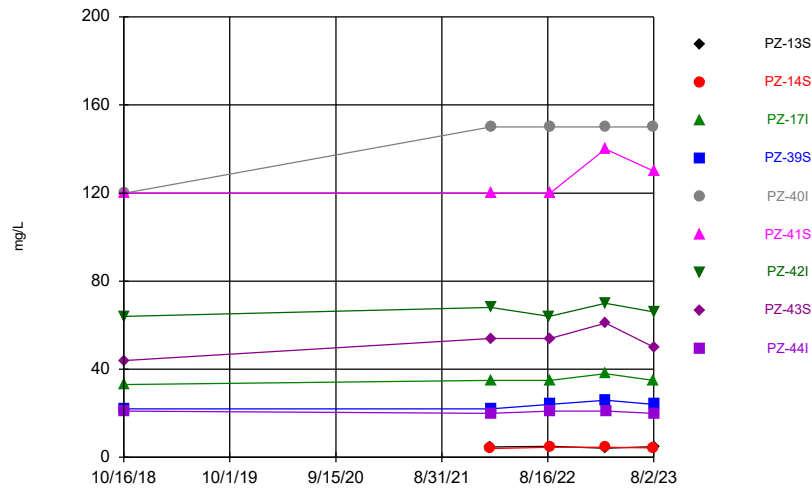
Constituent: Cadmium Analysis Run 9/20/2023 2:35 PM View: Time Series & Box Plot
Plant Scherer Client: Southern Company Data: Scherer AP

Time Series



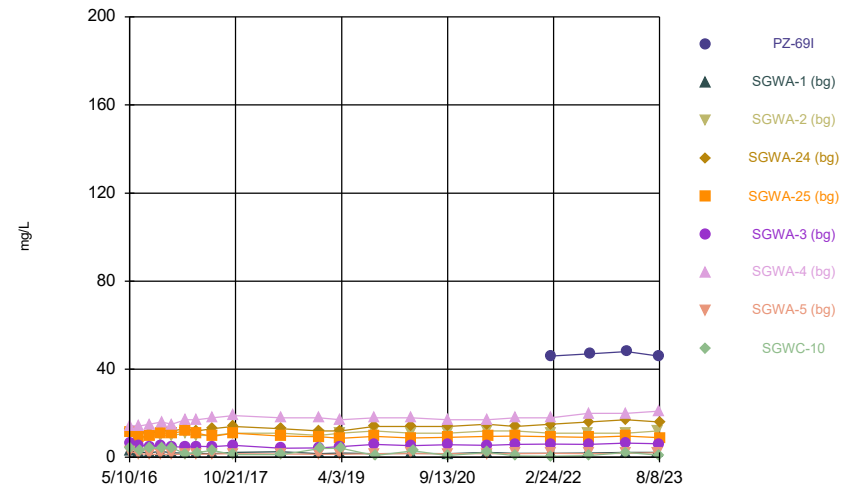
Constituent: Cadmium Analysis Run 9/20/2023 2:35 PM View: Time Series & Box Plot
Plant Scherer Client: Southern Company Data: Scherer AP

Time Series



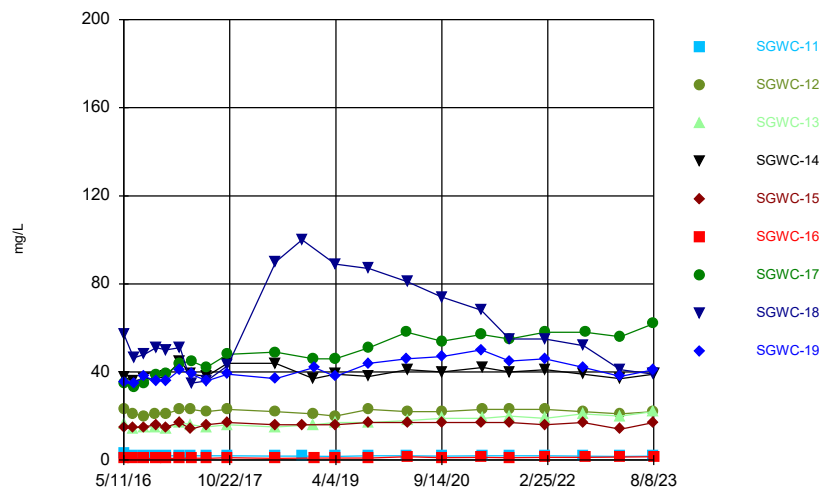
Constituent: Calcium, total Analysis Run 9/20/2023 2:35 PM View: Time Series & Box Plot
Plant Scherer Client: Southern Company Data: Scherer AP

Time Series



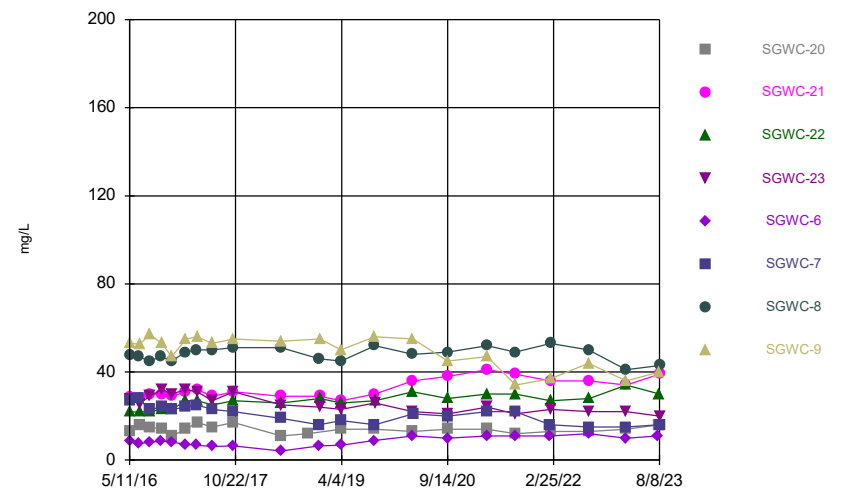
Constituent: Calcium, total Analysis Run 9/20/2023 2:35 PM View: Time Series & Box Plot
Plant Scherer Client: Southern Company Data: Scherer AP

Time Series



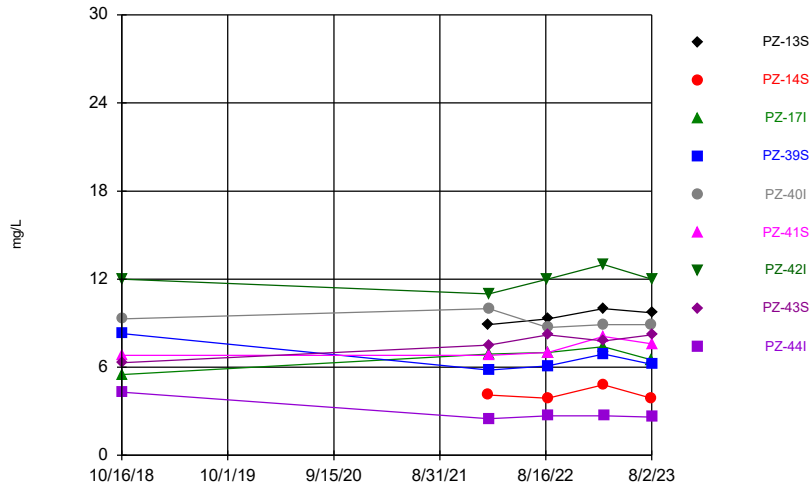
Constituent: Calcium, total Analysis Run 9/20/2023 2:35 PM View: Time Series & Box Plot
Plant Scherer Client: Southern Company Data: Scherer AP

Time Series



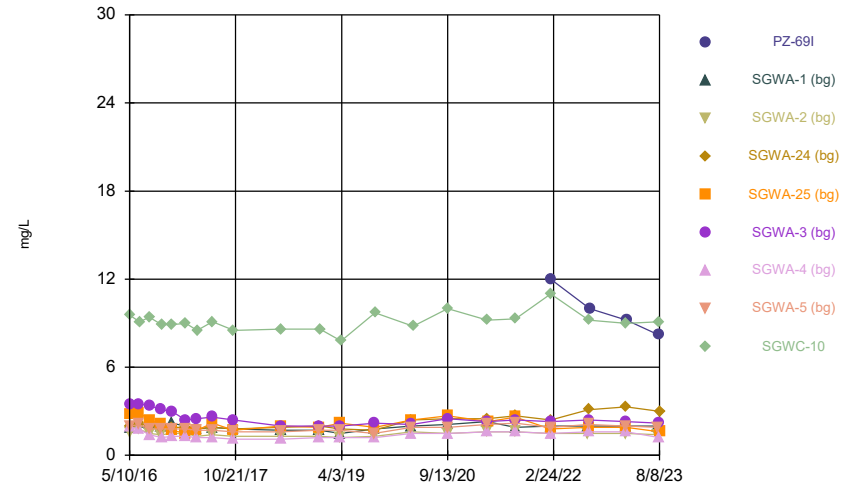
Constituent: Calcium, total Analysis Run 9/20/2023 2:35 PM View: Time Series & Box Plot
Plant Scherer Client: Southern Company Data: Scherer AP

Time Series



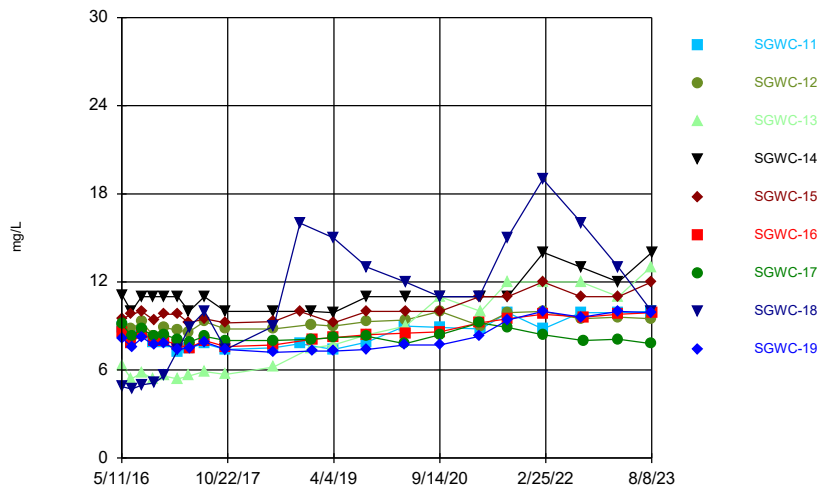
Constituent: Chloride, Total Analysis Run 9/20/2023 2:35 PM View: Time Series & Box Plot
Plant Scherer Client: Southern Company Data: Scherer AP

Time Series



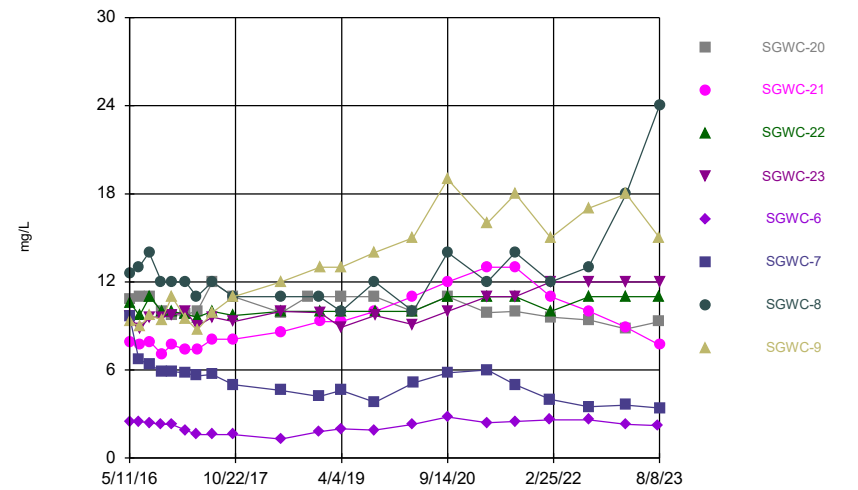
Constituent: Chloride, Total Analysis Run 9/20/2023 2:35 PM View: Time Series & Box Plot
Plant Scherer Client: Southern Company Data: Scherer AP

Time Series



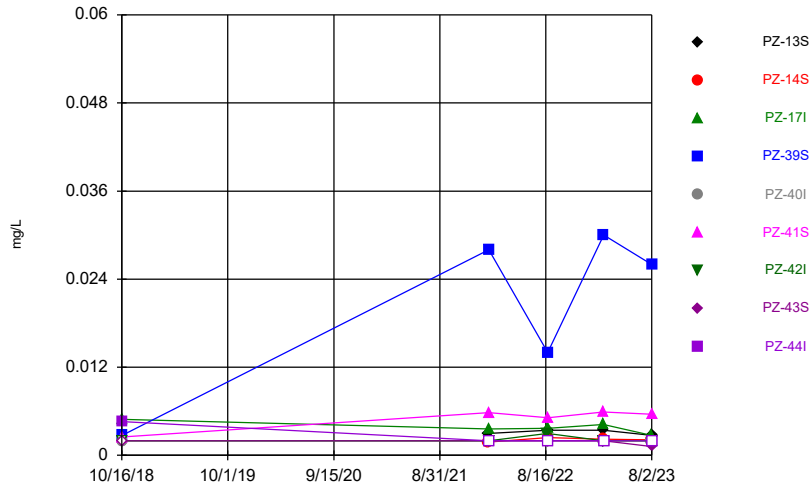
Constituent: Chloride, Total Analysis Run 9/20/2023 2:35 PM View: Time Series & Box Plot
Plant Scherer Client: Southern Company Data: Scherer AP

Time Series



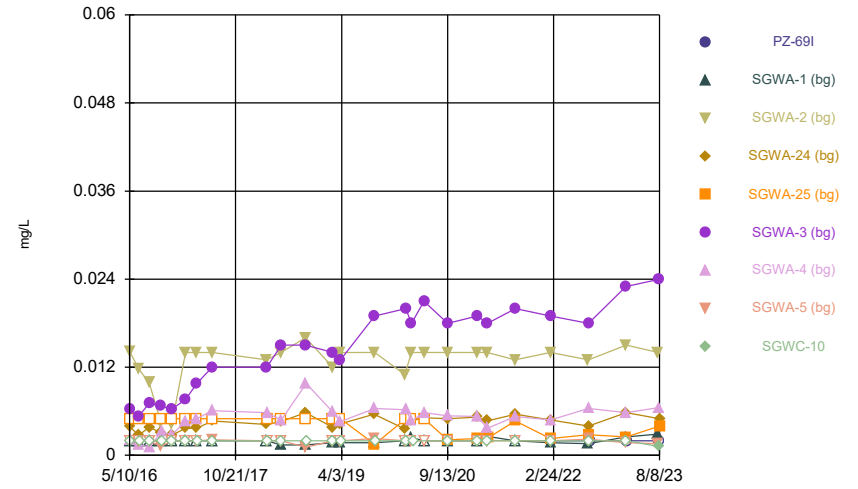
Constituent: Chloride, Total Analysis Run 9/20/2023 2:35 PM View: Time Series & Box Plot
Plant Scherer Client: Southern Company Data: Scherer AP

Time Series



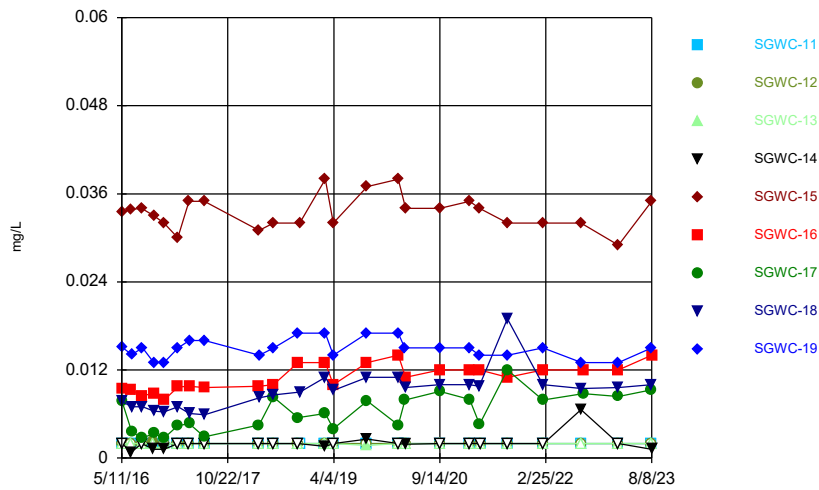
Constituent: Chromium Analysis Run 9/20/2023 2:35 PM View: Time Series & Box Plot
Plant Scherer Client: Southern Company Data: Scherer AP

Time Series



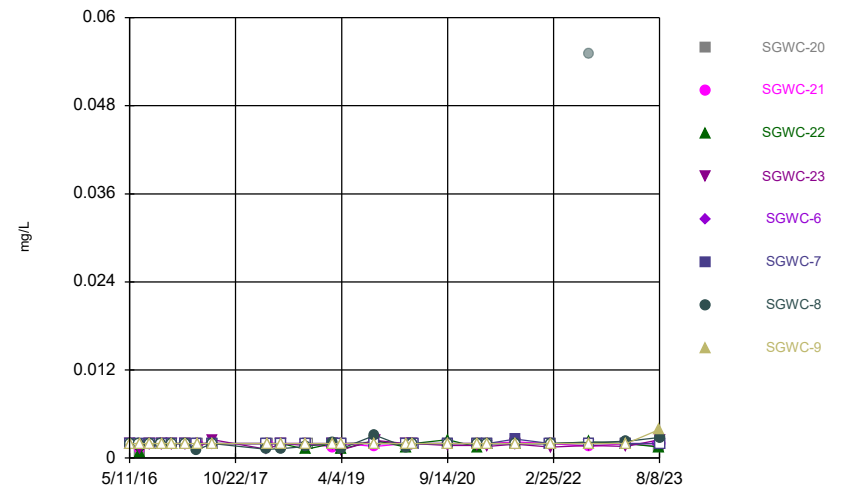
Constituent: Chromium Analysis Run 9/20/2023 2:35 PM View: Time Series & Box Plot
Plant Scherer Client: Southern Company Data: Scherer AP

Time Series



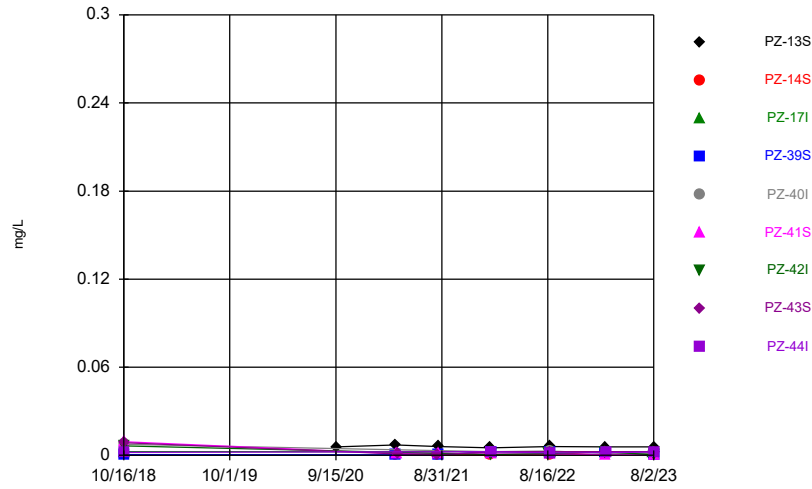
Constituent: Chromium Analysis Run 9/20/2023 2:35 PM View: Time Series & Box Plot
Plant Scherer Client: Southern Company Data: Scherer AP

Time Series



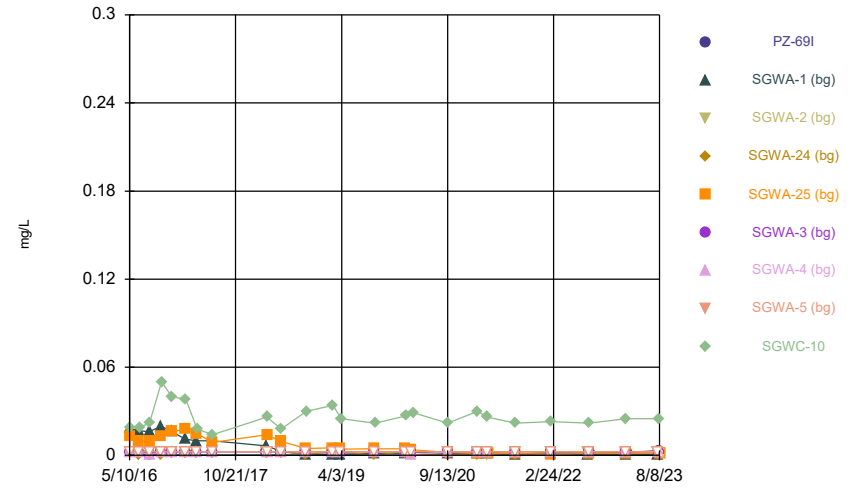
Constituent: Chromium Analysis Run 9/20/2023 2:35 PM View: Time Series & Box Plot
Plant Scherer Client: Southern Company Data: Scherer AP

Time Series



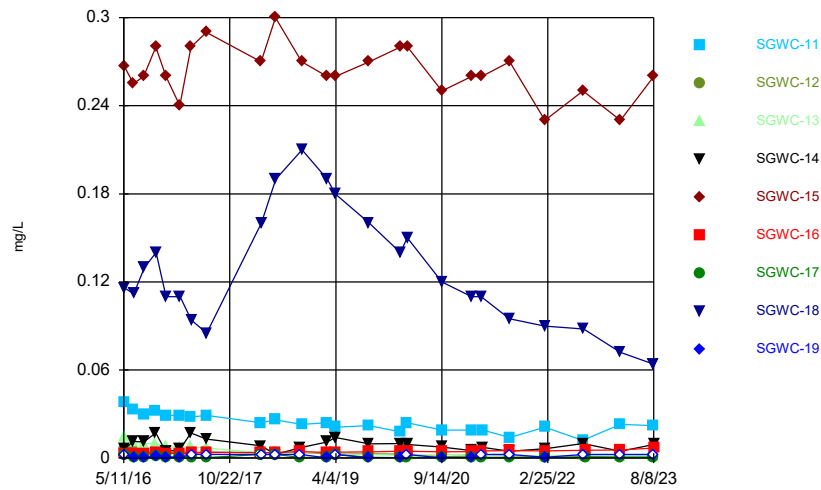
Constituent: Cobalt Analysis Run 9/20/2023 2:35 PM View: Time Series & Box Plot
Plant Scherer Client: Southern Company Data: Scherer AP

Time Series



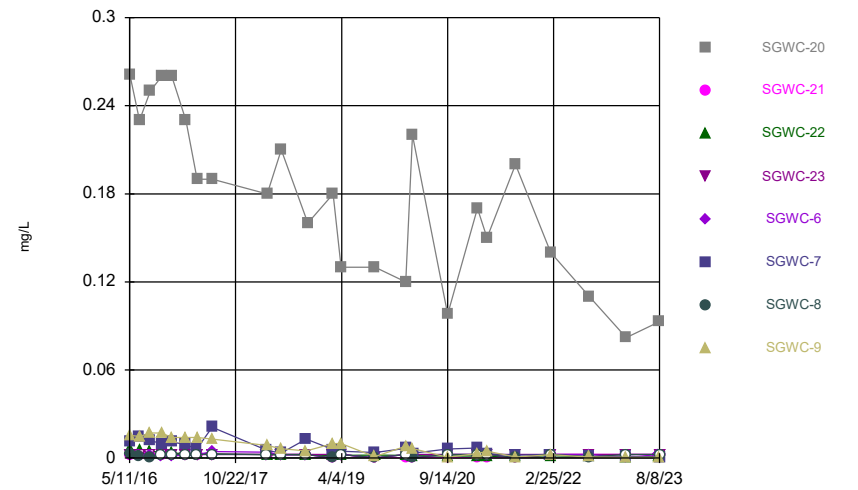
Constituent: Cobalt Analysis Run 9/20/2023 2:35 PM View: Time Series & Box Plot
Plant Scherer Client: Southern Company Data: Scherer AP

Time Series



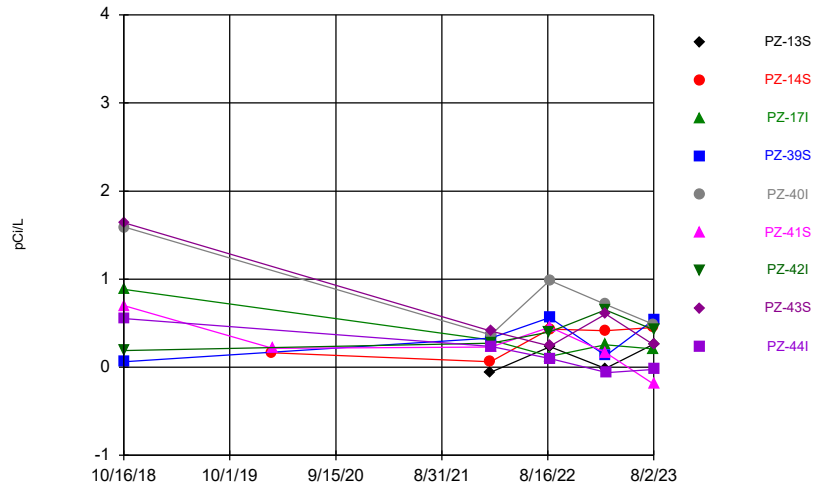
Constituent: Cobalt Analysis Run 9/20/2023 2:35 PM View: Time Series & Box Plot
Plant Scherer Client: Southern Company Data: Scherer AP

Time Series



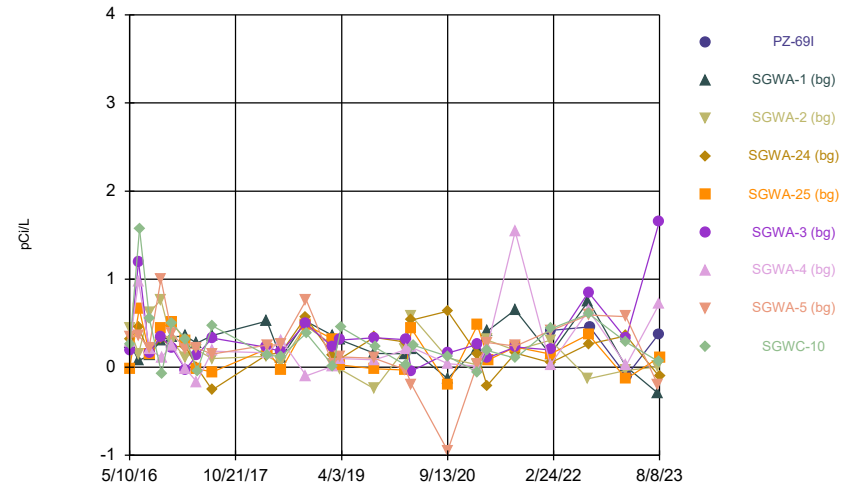
Constituent: Cobalt Analysis Run 9/20/2023 2:35 PM View: Time Series & Box Plot
Plant Scherer Client: Southern Company Data: Scherer AP

Time Series



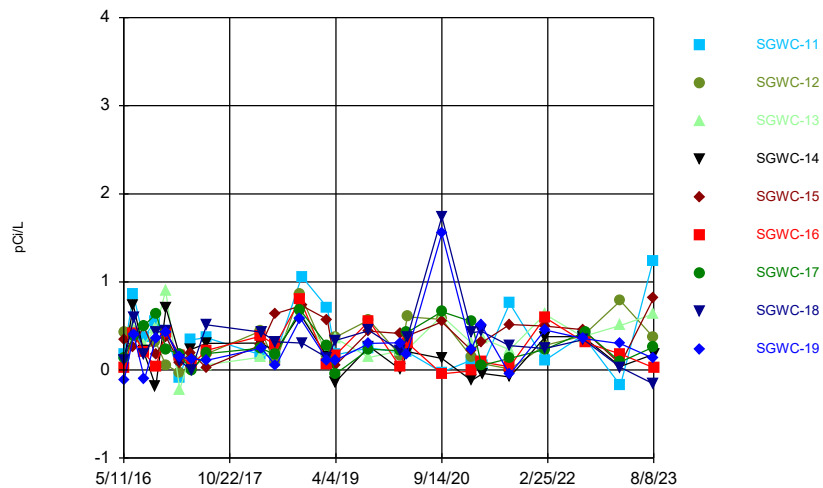
Constituent: Combined Radium 226 + 228 Analysis Run 9/20/2023 2:35 PM View: Time Series & Box Plot
Plant Scherer Client: Southern Company Data: Scherer AP

Time Series



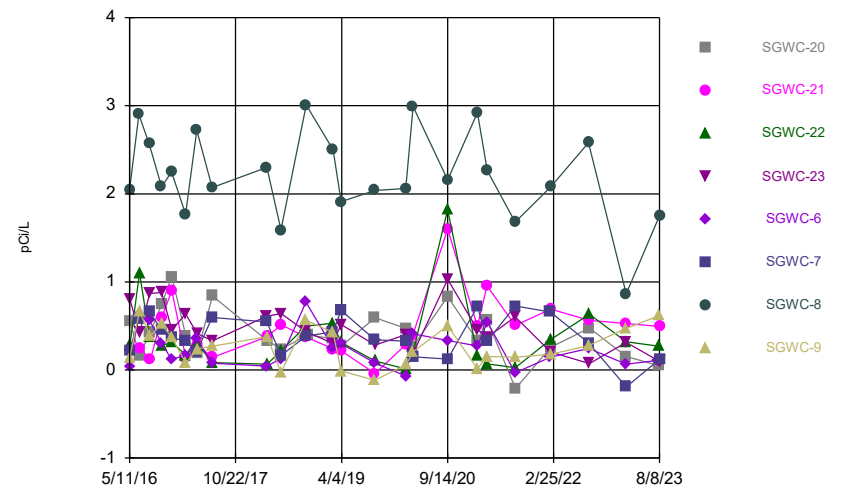
Constituent: Combined Radium 226 + 228 Analysis Run 9/20/2023 2:35 PM View: Time Series & Box Plot
Plant Scherer Client: Southern Company Data: Scherer AP

Time Series



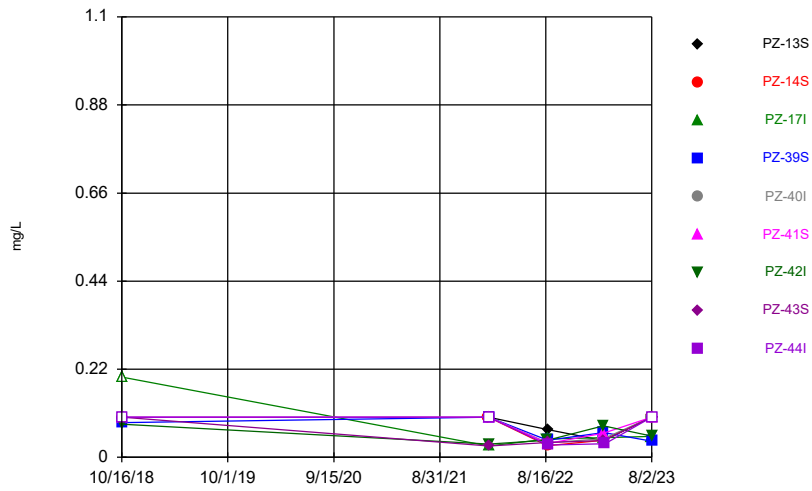
Constituent: Combined Radium 226 + 228 Analysis Run 9/20/2023 2:35 PM View: Time Series & Box Plot
Plant Scherer Client: Southern Company Data: Scherer AP

Time Series



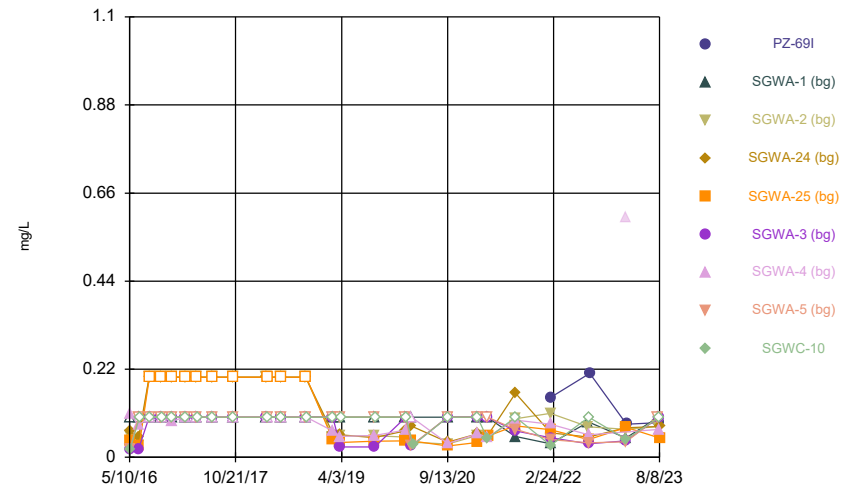
Constituent: Combined Radium 226 + 228 Analysis Run 9/20/2023 2:36 PM View: Time Series & Box Plot
Plant Scherer Client: Southern Company Data: Scherer AP

Time Series



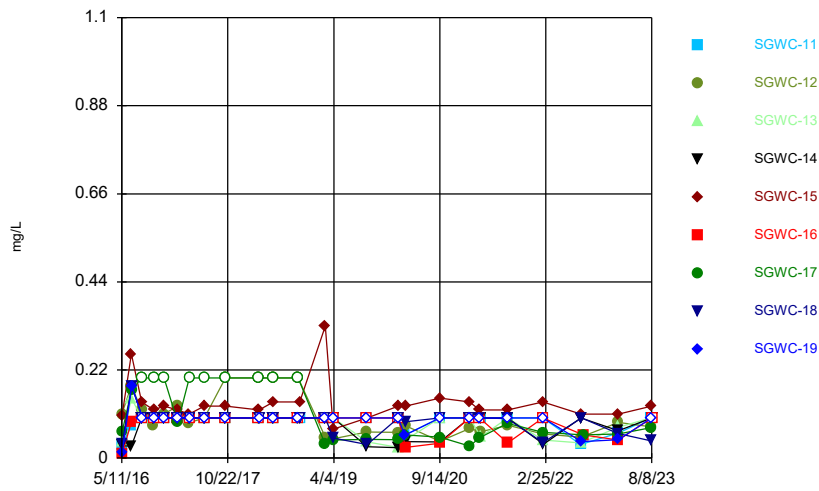
Constituent: Fluoride, total Analysis Run 9/20/2023 2:36 PM View: Time Series & Box Plot
Plant Scherer Client: Southern Company Data: Scherer AP

Time Series



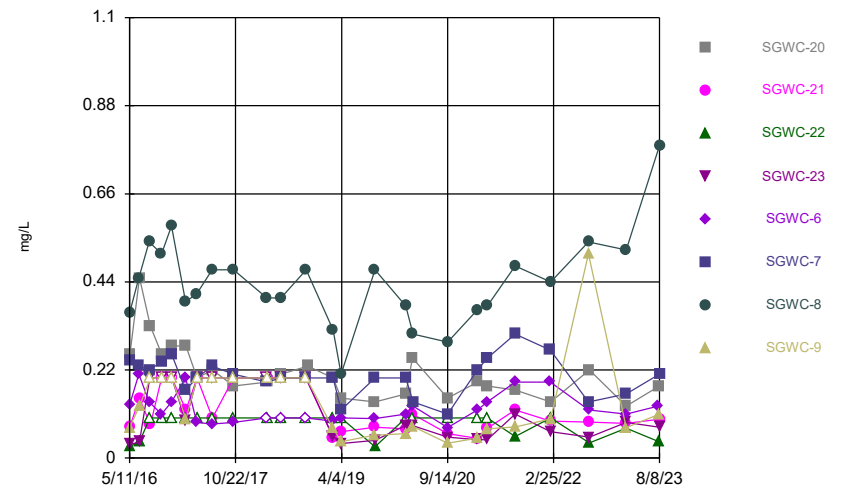
Constituent: Fluoride, total Analysis Run 9/20/2023 2:36 PM View: Time Series & Box Plot
Plant Scherer Client: Southern Company Data: Scherer AP

Time Series



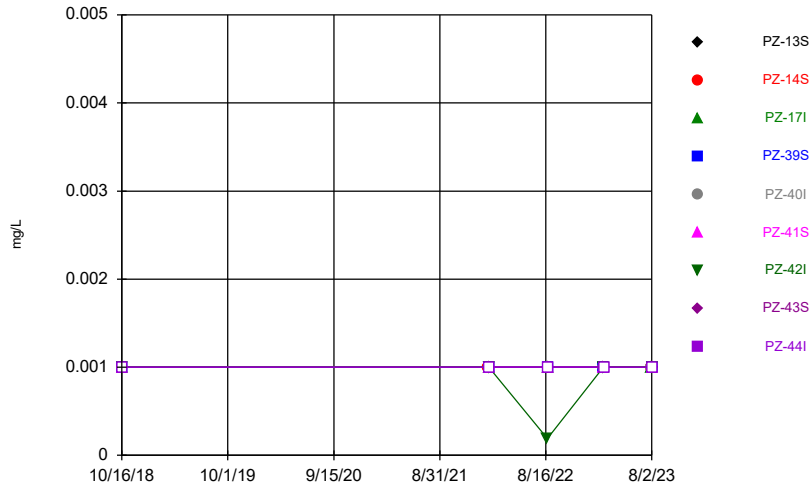
Constituent: Fluoride, total Analysis Run 9/20/2023 2:36 PM View: Time Series & Box Plot
Plant Scherer Client: Southern Company Data: Scherer AP

Time Series



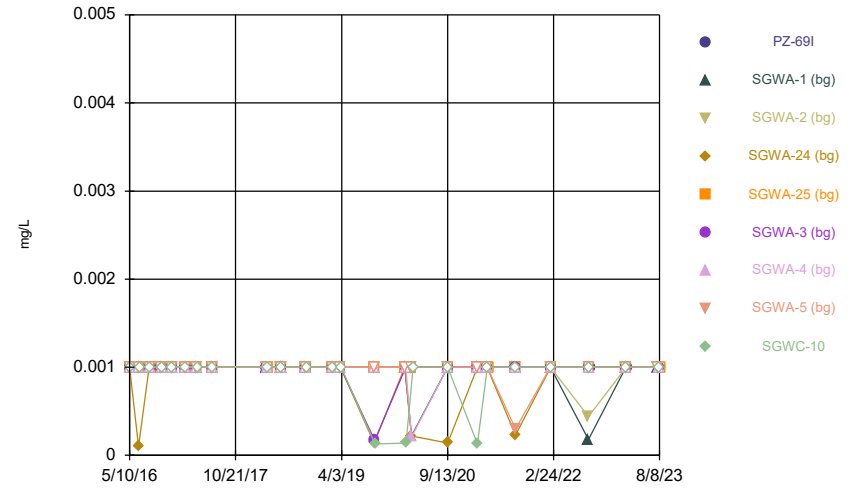
Constituent: Fluoride, total Analysis Run 9/20/2023 2:36 PM View: Time Series & Box Plot
Plant Scherer Client: Southern Company Data: Scherer AP

Time Series



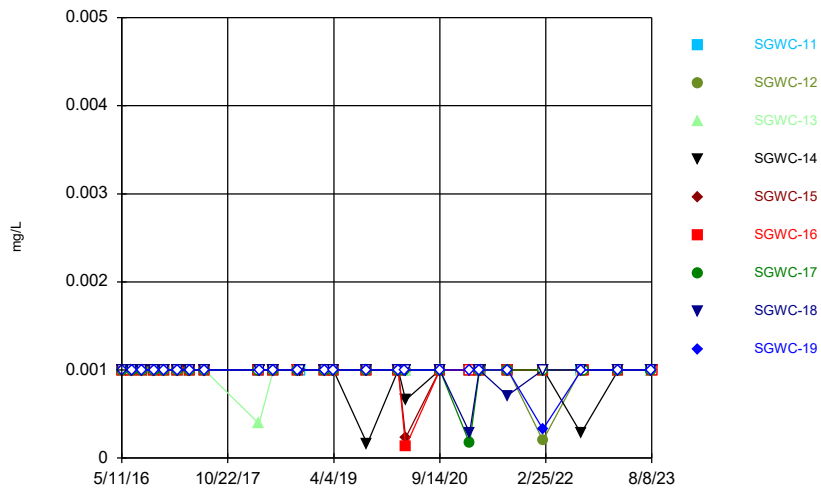
Constituent: Lead Analysis Run 9/20/2023 2:36 PM View: Time Series & Box Plot
Plant Scherer Client: Southern Company Data: Scherer AP

Time Series



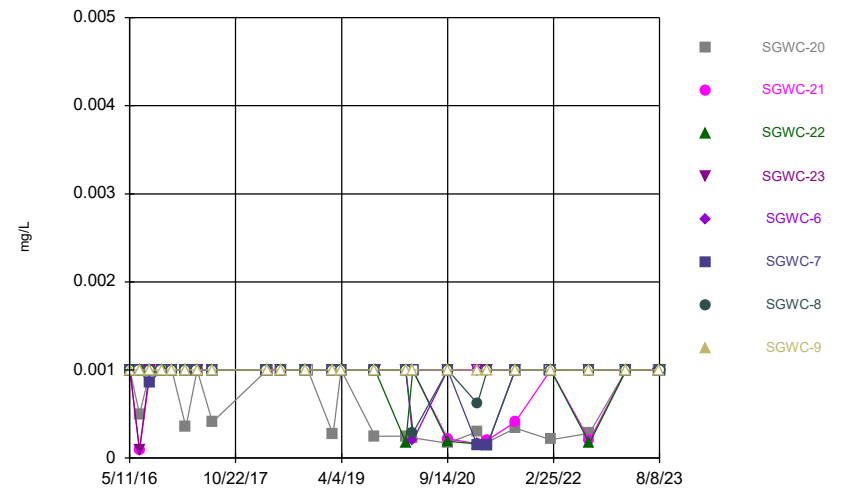
Constituent: Lead Analysis Run 9/20/2023 2:36 PM View: Time Series & Box Plot
Plant Scherer Client: Southern Company Data: Scherer AP

Time Series



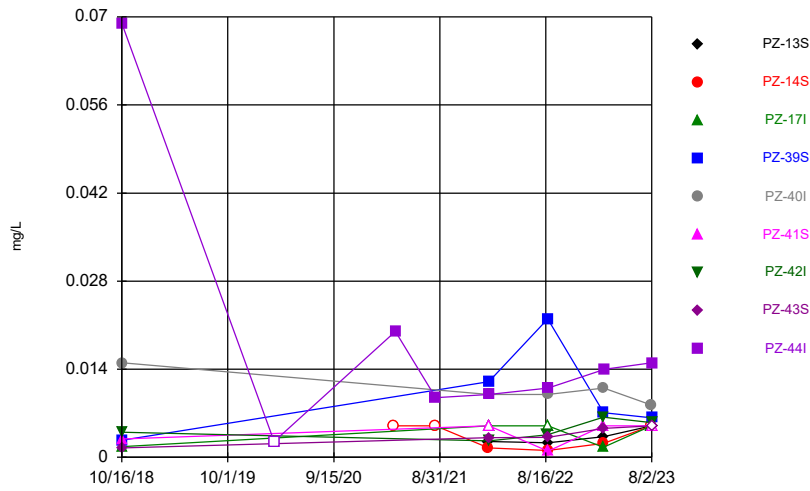
Constituent: Lead Analysis Run 9/20/2023 2:36 PM View: Time Series & Box Plot
Plant Scherer Client: Southern Company Data: Scherer AP

Time Series



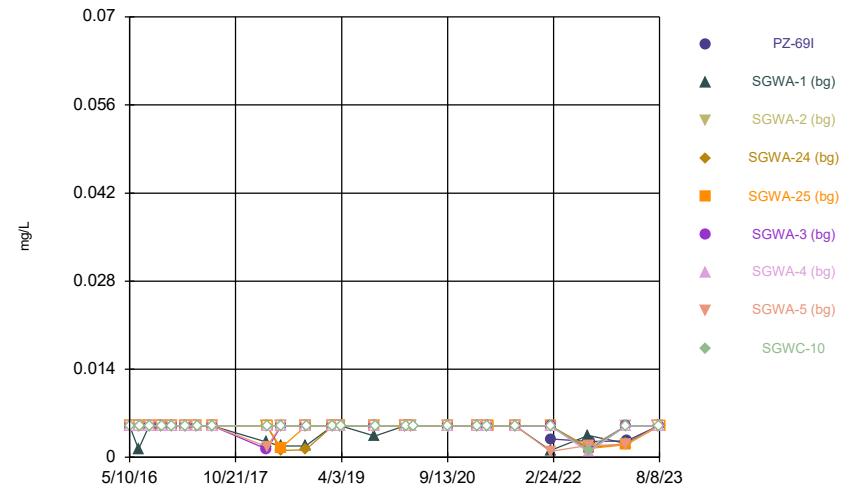
Constituent: Lead Analysis Run 9/20/2023 2:36 PM View: Time Series & Box Plot
Plant Scherer Client: Southern Company Data: Scherer AP

Time Series



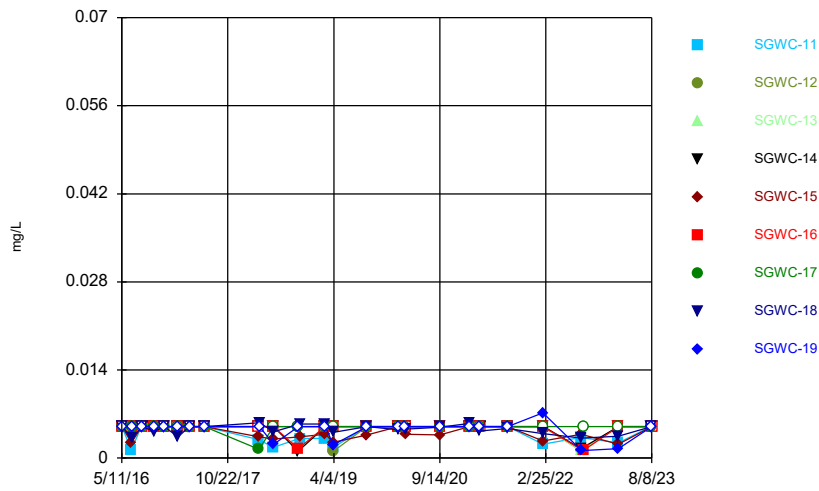
Constituent: Lithium Analysis Run 9/20/2023 2:36 PM View: Time Series & Box Plot
Plant Scherer Client: Southern Company Data: Scherer AP

Time Series



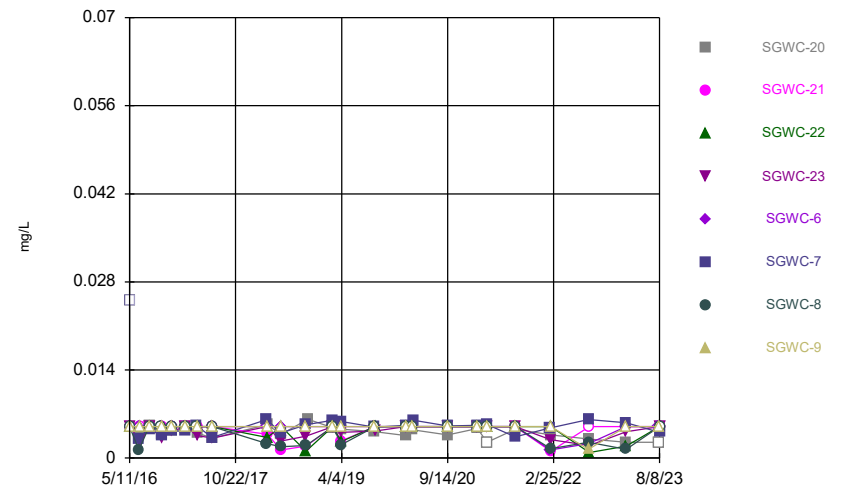
Constituent: Lithium Analysis Run 9/20/2023 2:36 PM View: Time Series & Box Plot
Plant Scherer Client: Southern Company Data: Scherer AP

Time Series



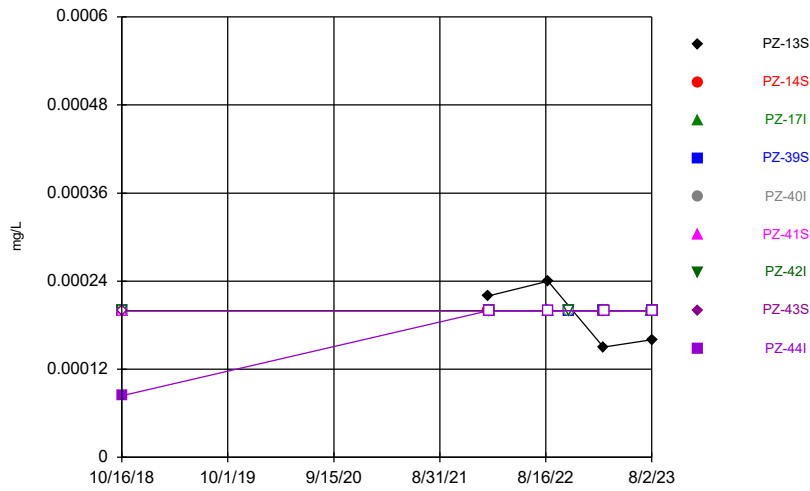
Constituent: Lithium Analysis Run 9/20/2023 2:36 PM View: Time Series & Box Plot
Plant Scherer Client: Southern Company Data: Scherer AP

Time Series



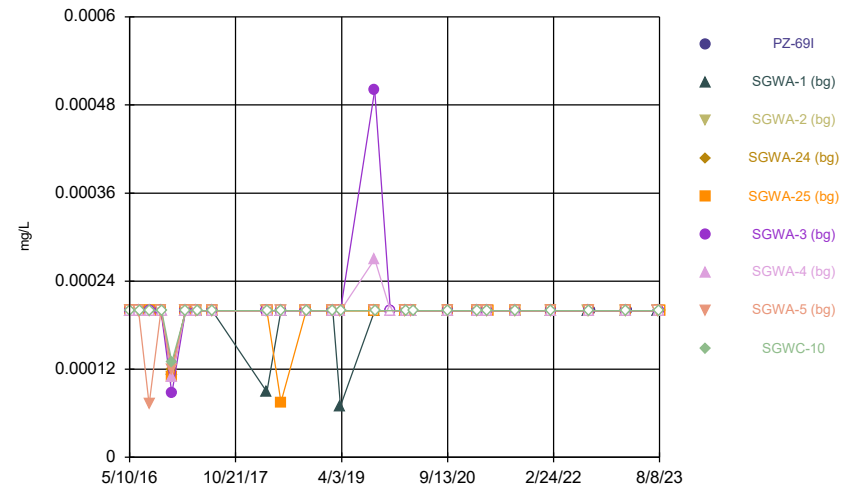
Constituent: Lithium Analysis Run 9/20/2023 2:36 PM View: Time Series & Box Plot
Plant Scherer Client: Southern Company Data: Scherer AP

Time Series



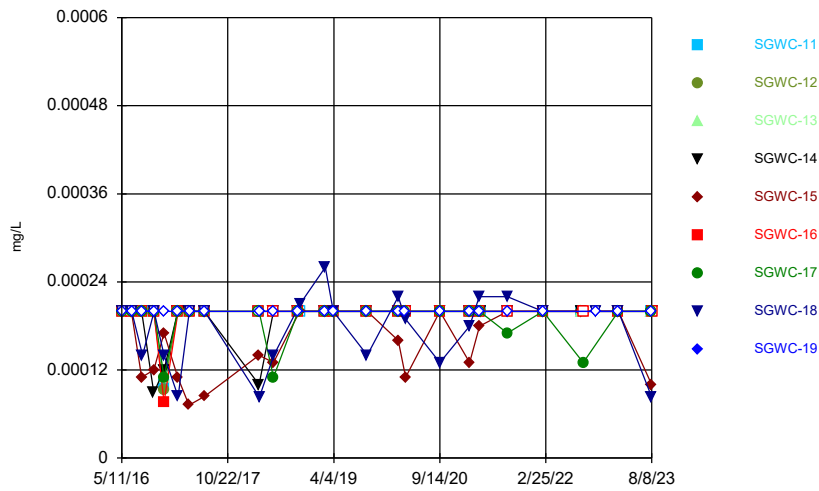
Constituent: Mercury Analysis Run 9/20/2023 2:36 PM View: Time Series & Box Plot
Plant Scherer Client: Southern Company Data: Scherer AP

Time Series



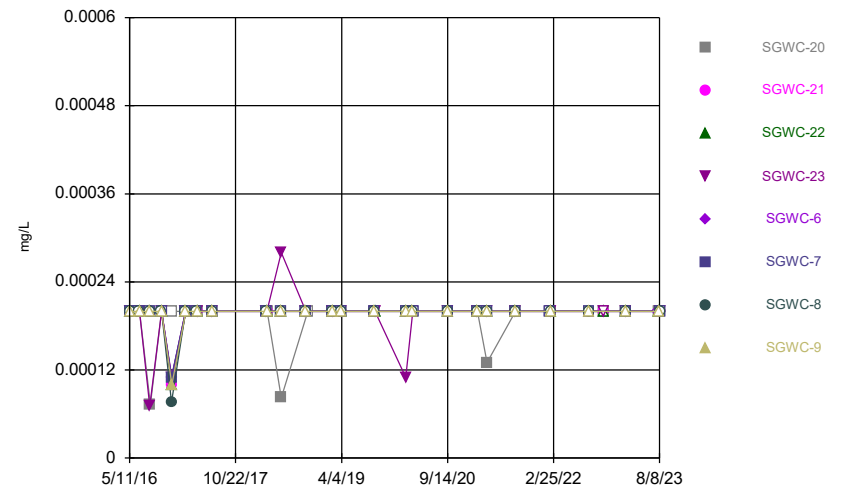
Constituent: Mercury Analysis Run 9/20/2023 2:36 PM View: Time Series & Box Plot
Plant Scherer Client: Southern Company Data: Scherer AP

Time Series



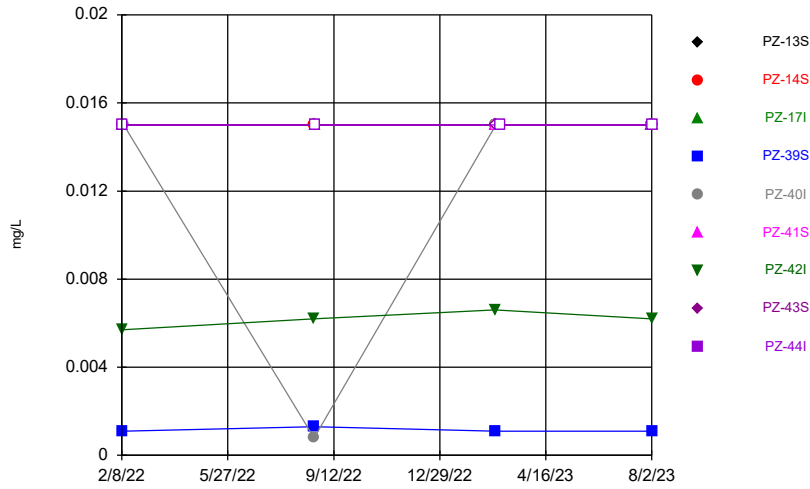
Constituent: Mercury Analysis Run 9/20/2023 2:36 PM View: Time Series & Box Plot
Plant Scherer Client: Southern Company Data: Scherer AP

Time Series



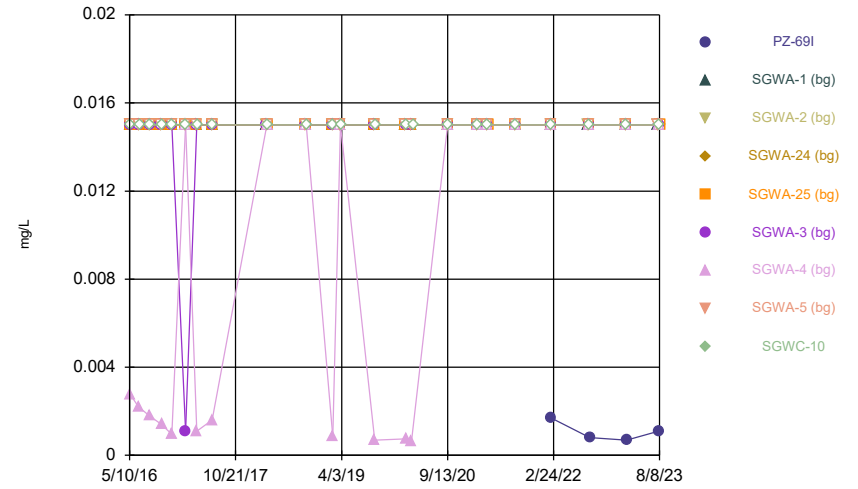
Constituent: Mercury Analysis Run 9/20/2023 2:36 PM View: Time Series & Box Plot
Plant Scherer Client: Southern Company Data: Scherer AP

Time Series



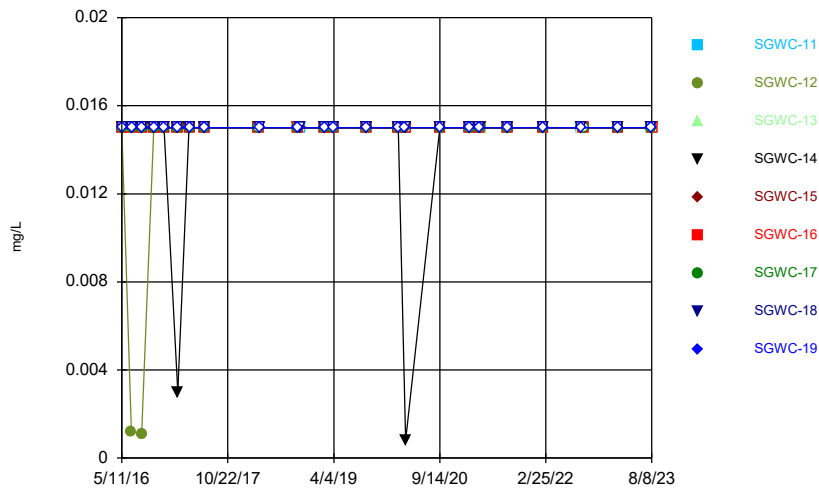
Constituent: Molybdenum Analysis Run 9/20/2023 2:36 PM View: Time Series & Box Plot
Plant Scherer Client: Southern Company Data: Scherer AP

Time Series



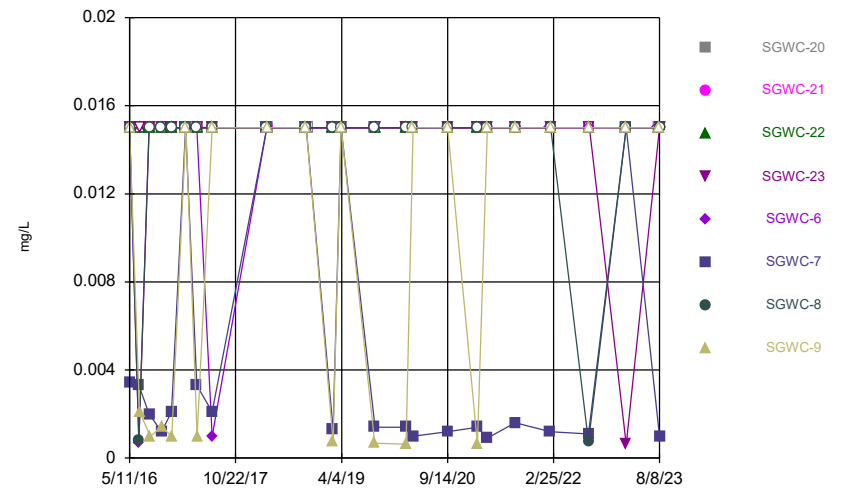
Constituent: Molybdenum Analysis Run 9/20/2023 2:36 PM View: Time Series & Box Plot
Plant Scherer Client: Southern Company Data: Scherer AP

Time Series



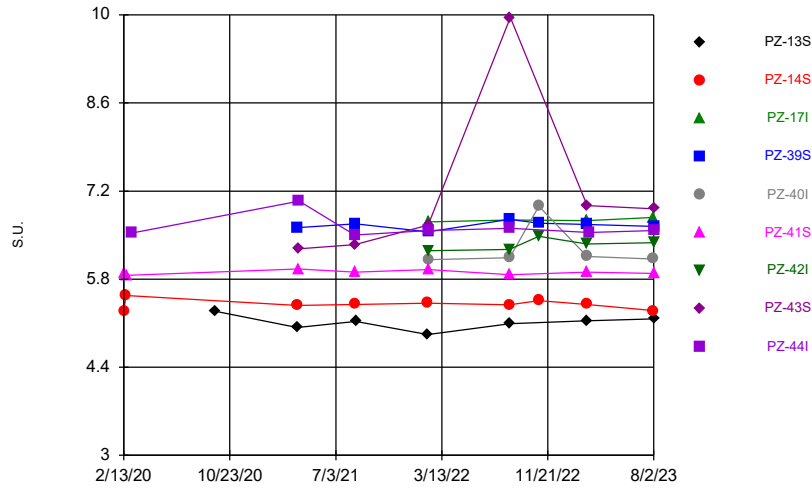
Constituent: Molybdenum Analysis Run 9/20/2023 2:36 PM View: Time Series & Box Plot
Plant Scherer Client: Southern Company Data: Scherer AP

Time Series



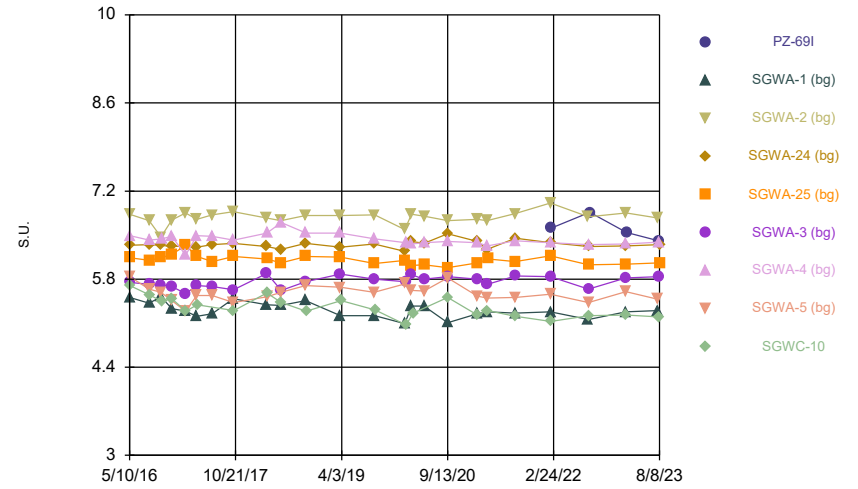
Constituent: Molybdenum Analysis Run 9/20/2023 2:36 PM View: Time Series & Box Plot
Plant Scherer Client: Southern Company Data: Scherer AP

Time Series



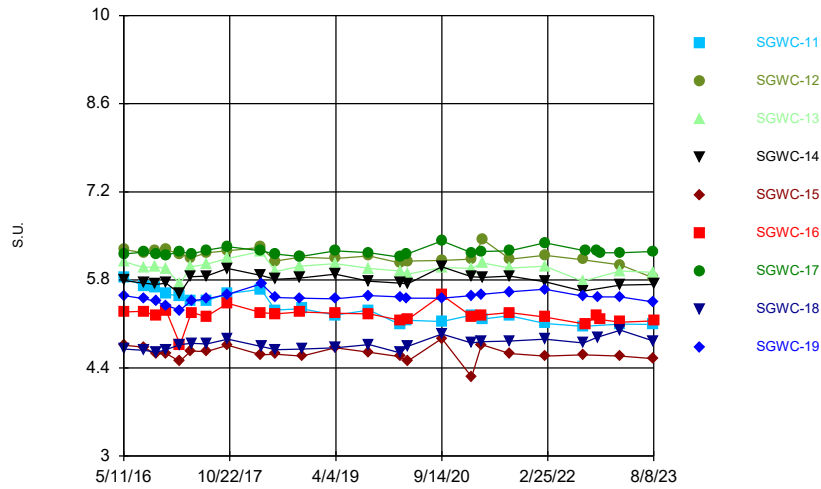
Constituent: pH Analysis Run 9/20/2023 2:36 PM View: Time Series & Box Plot
Plant Scherer Client: Southern Company Data: Scherer AP

Time Series



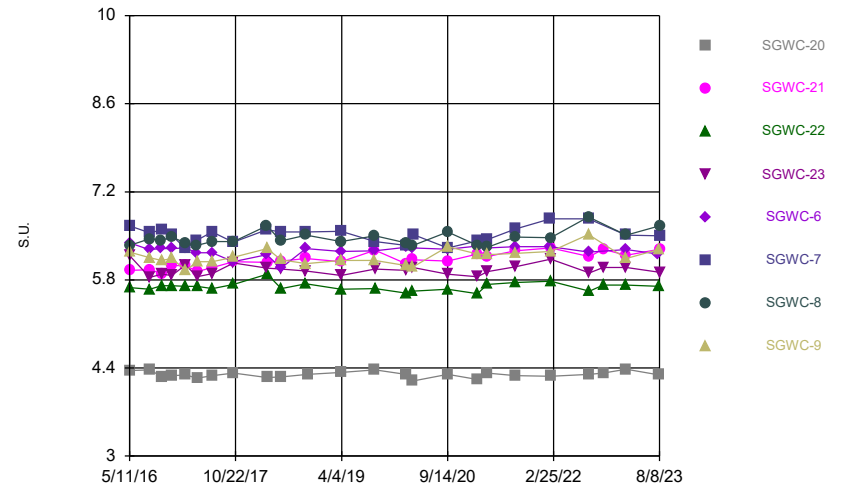
Constituent: pH Analysis Run 9/20/2023 2:36 PM View: Time Series & Box Plot
Plant Scherer Client: Southern Company Data: Scherer AP

Time Series



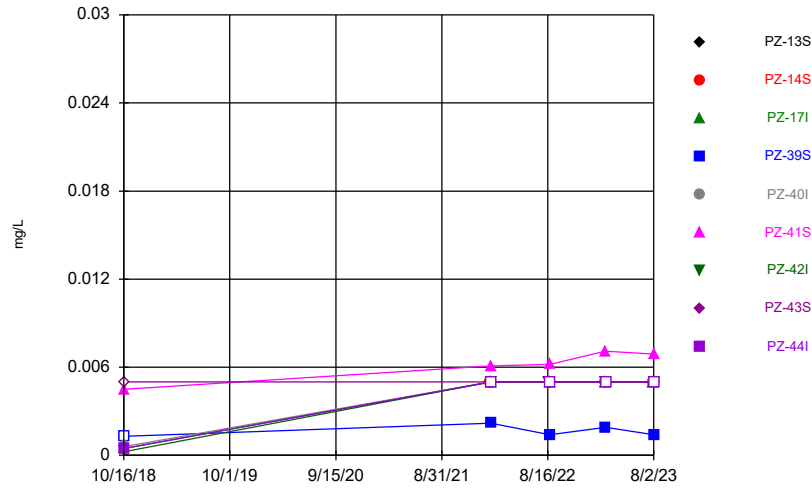
Constituent: pH Analysis Run 9/20/2023 2:36 PM View: Time Series & Box Plot
Plant Scherer Client: Southern Company Data: Scherer AP

Time Series



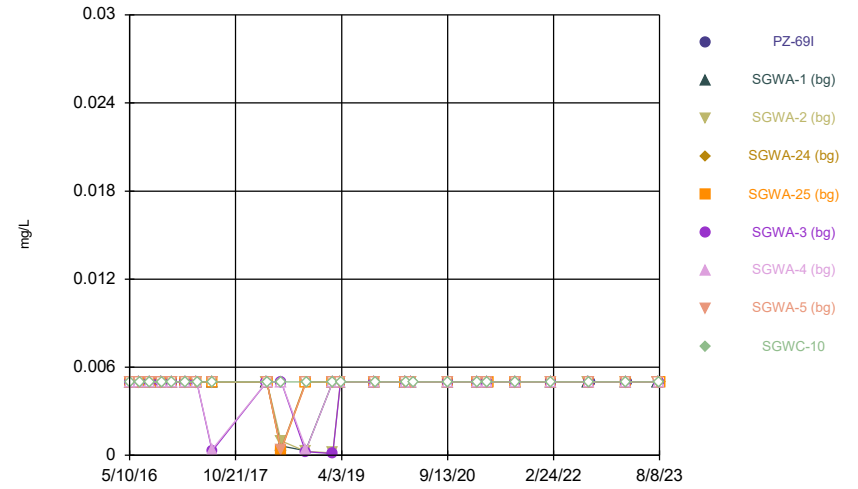
Constituent: pH Analysis Run 9/20/2023 2:36 PM View: Time Series & Box Plot
Plant Scherer Client: Southern Company Data: Scherer AP

Time Series



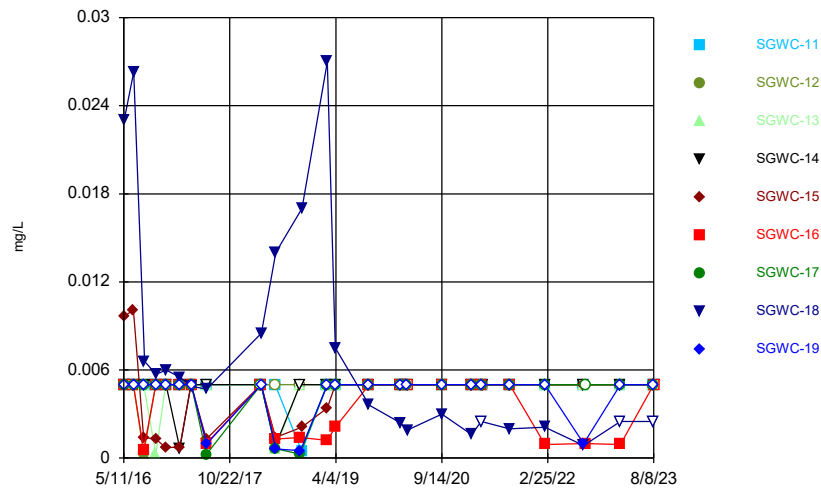
Constituent: Selenium Analysis Run 9/20/2023 2:36 PM View: Time Series & Box Plot
Plant Scherer Client: Southern Company Data: Scherer AP

Time Series



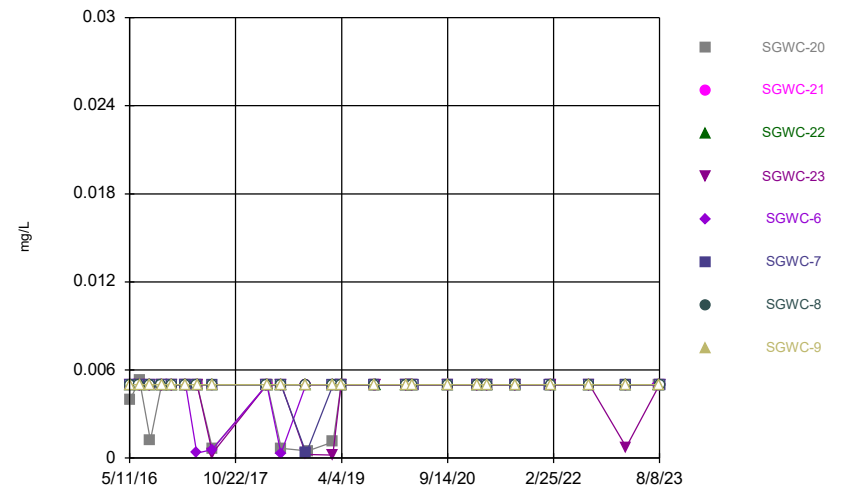
Constituent: Selenium Analysis Run 9/20/2023 2:36 PM View: Time Series & Box Plot
Plant Scherer Client: Southern Company Data: Scherer AP

Time Series



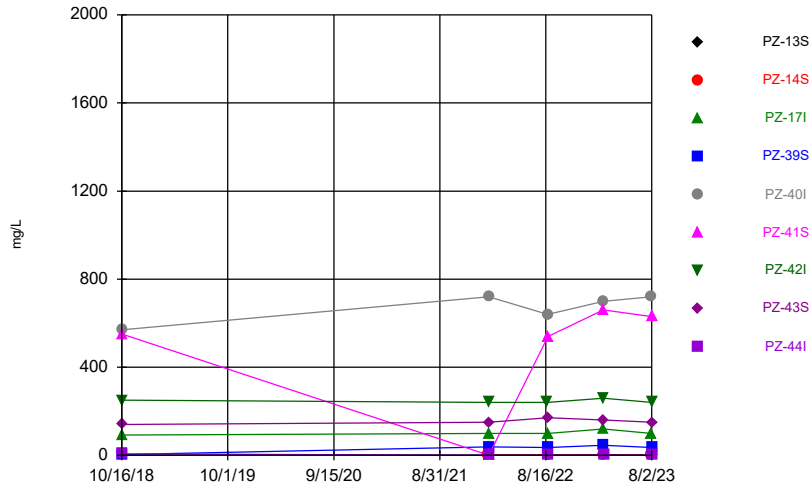
Constituent: Selenium Analysis Run 9/20/2023 2:36 PM View: Time Series & Box Plot
Plant Scherer Client: Southern Company Data: Scherer AP

Time Series



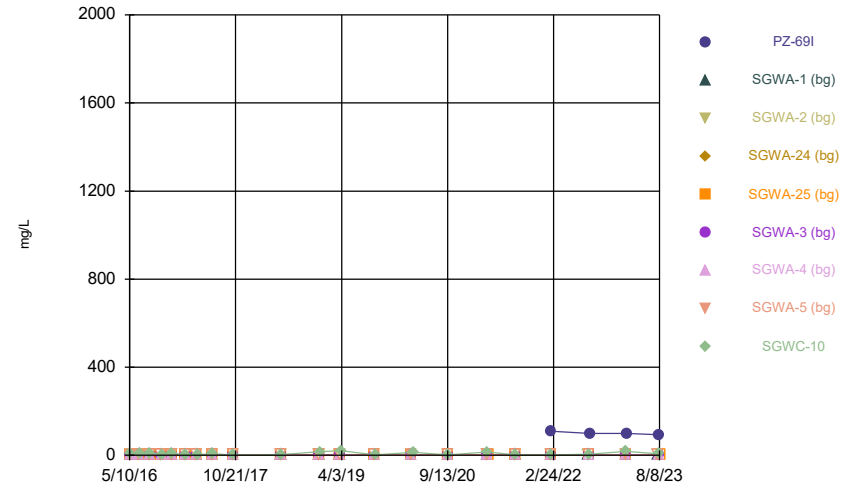
Constituent: Selenium Analysis Run 9/20/2023 2:36 PM View: Time Series & Box Plot
Plant Scherer Client: Southern Company Data: Scherer AP

Time Series



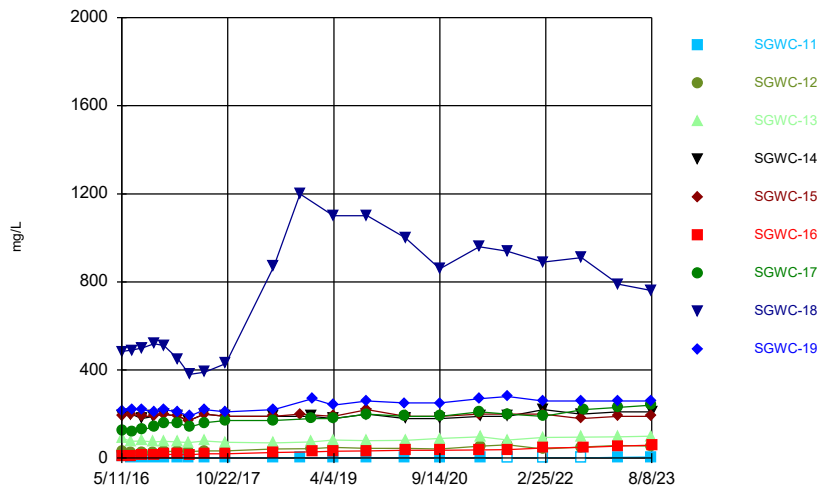
Constituent: Sulfate, total Analysis Run 9/20/2023 2:36 PM View: Time Series & Box Plot
Plant Scherer Client: Southern Company Data: Scherer AP

Time Series



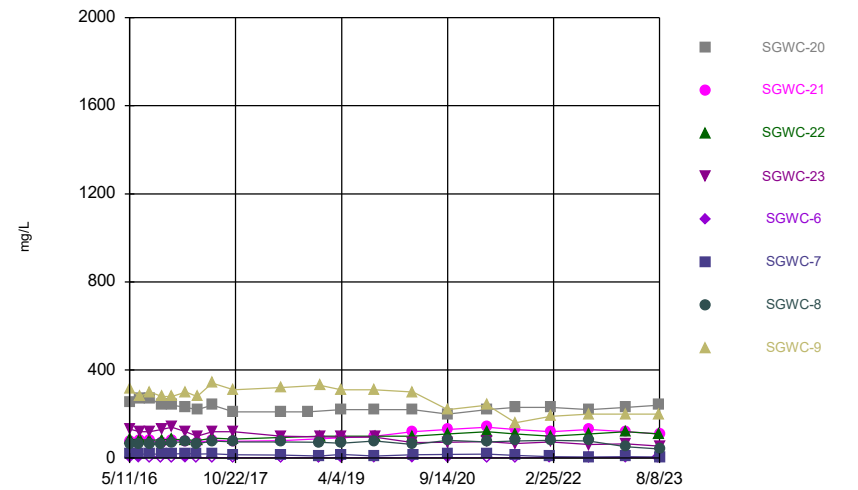
Constituent: Sulfate, total Analysis Run 9/20/2023 2:36 PM View: Time Series & Box Plot
Plant Scherer Client: Southern Company Data: Scherer AP

Time Series



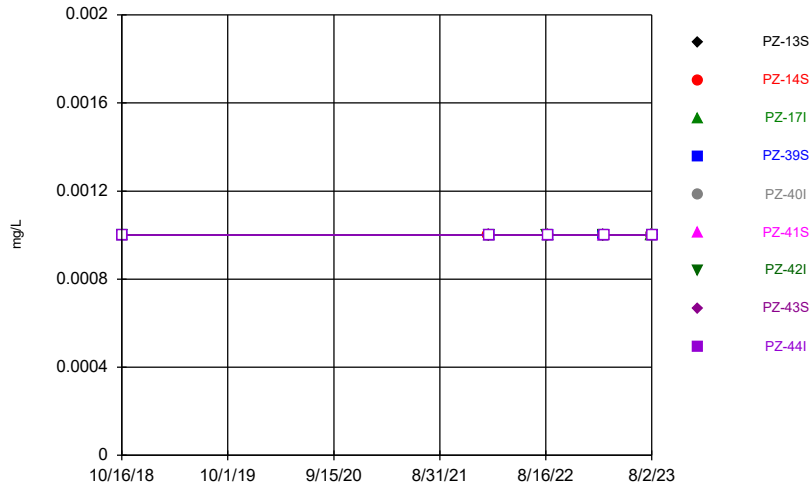
Constituent: Sulfate, total Analysis Run 9/20/2023 2:36 PM View: Time Series & Box Plot
Plant Scherer Client: Southern Company Data: Scherer AP

Time Series



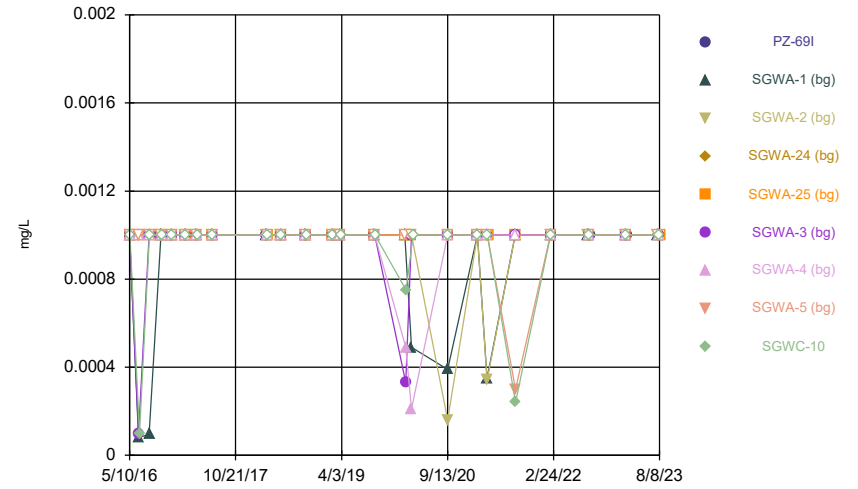
Constituent: Sulfate, total Analysis Run 9/20/2023 2:36 PM View: Time Series & Box Plot
Plant Scherer Client: Southern Company Data: Scherer AP

Time Series



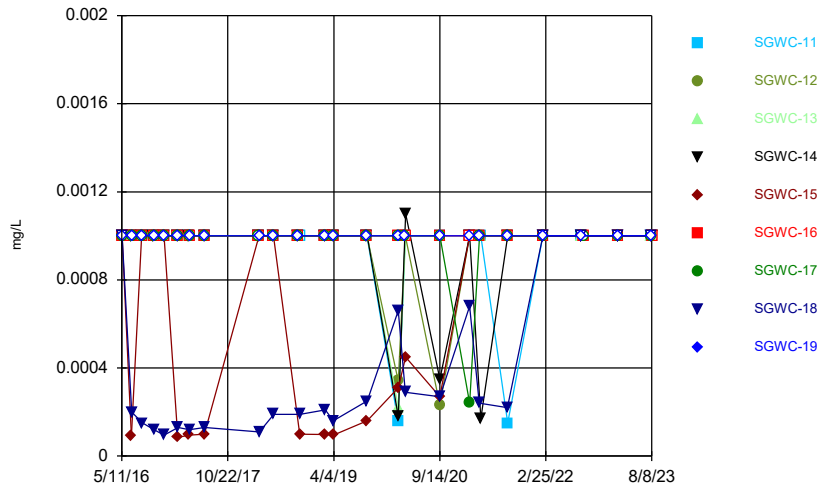
Constituent: Thallium Analysis Run 9/20/2023 2:36 PM View: Time Series & Box Plot
Plant Scherer Client: Southern Company Data: Scherer AP

Time Series



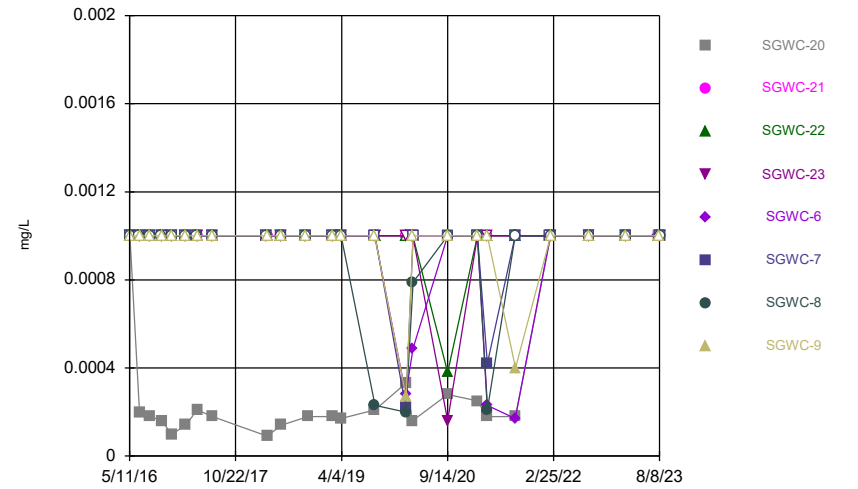
Constituent: Thallium Analysis Run 9/20/2023 2:36 PM View: Time Series & Box Plot
Plant Scherer Client: Southern Company Data: Scherer AP

Time Series



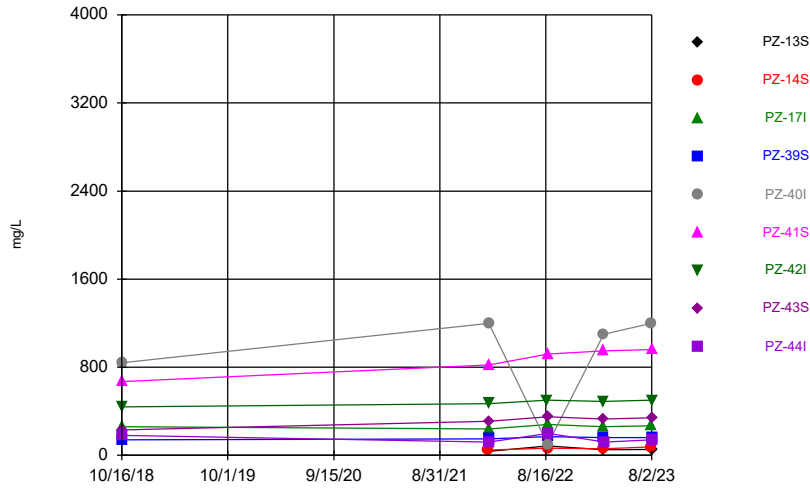
Constituent: Thallium Analysis Run 9/20/2023 2:36 PM View: Time Series & Box Plot
Plant Scherer Client: Southern Company Data: Scherer AP

Time Series



Constituent: Thallium Analysis Run 9/20/2023 2:36 PM View: Time Series & Box Plot
Plant Scherer Client: Southern Company Data: Scherer AP

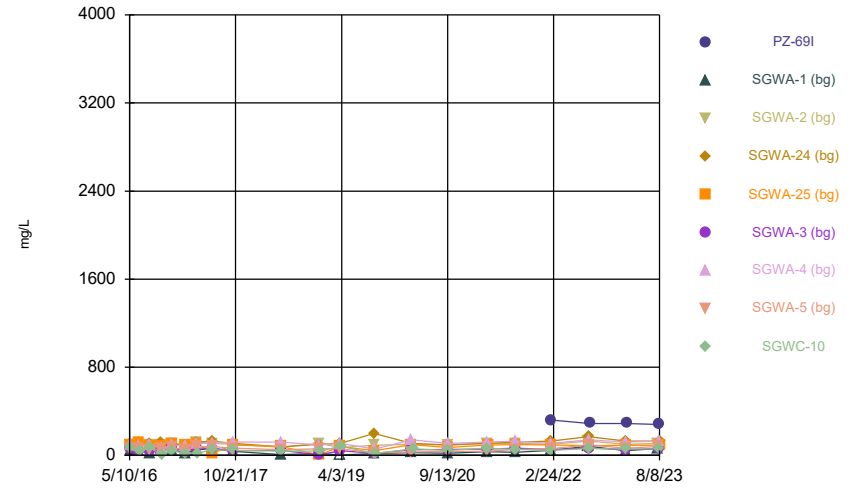
Time Series



Constituent: Total Dissolved Solids [TDS] Analysis Run 9/20/2023 2:36 PM View: Time Series & Box Plot
Plant Scherer Client: Southern Company Data: Scherer AP

Hollow symbols indicate censored values.

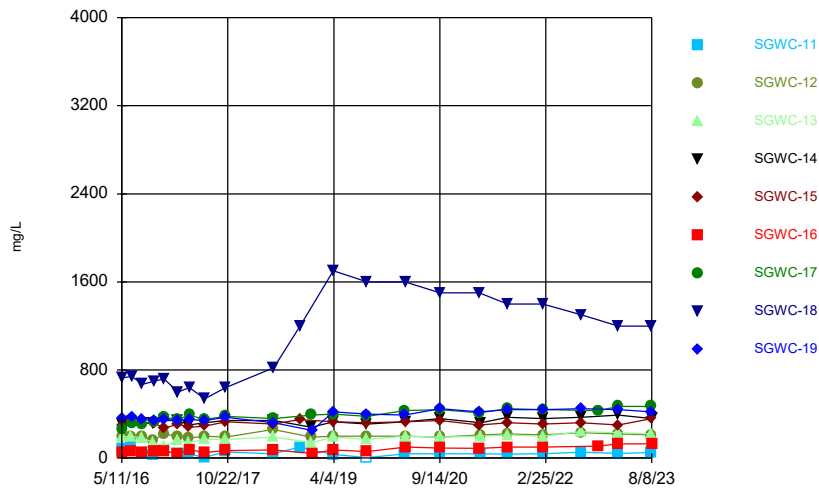
Time Series



Constituent: Total Dissolved Solids [TDS] Analysis Run 9/20/2023 2:36 PM View: Time Series & Box Plot
Plant Scherer Client: Southern Company Data: Scherer AP

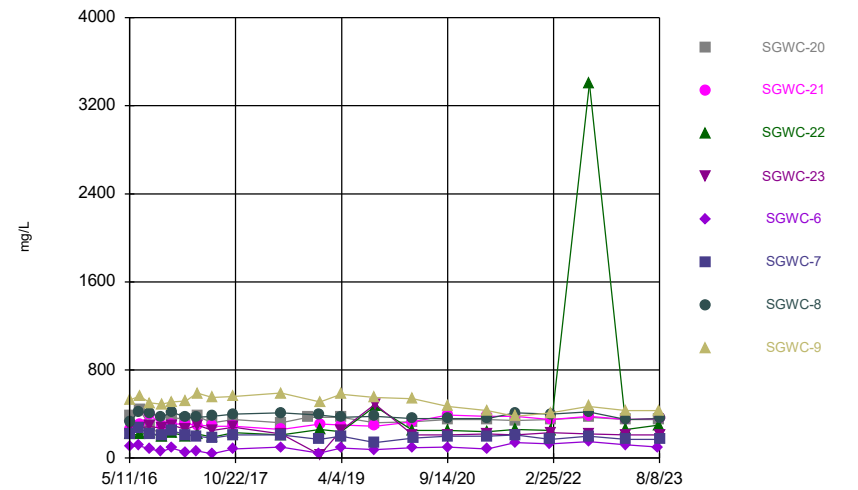
Hollow symbols indicate censored values.

Time Series



Constituent: Total Dissolved Solids [TDS] Analysis Run 9/20/2023 2:36 PM View: Time Series & Box Plot
Plant Scherer Client: Southern Company Data: Scherer AP

Time Series



Constituent: Total Dissolved Solids [TDS] Analysis Run 9/20/2023 2:36 PM View: Time Series & Box Plot
Plant Scherer Client: Southern Company Data: Scherer AP

Time Series

Constituent: Antimony (mg/L) Analysis Run 9/20/2023 2:37 PM View: Time Series & Box Plot
Plant Scherer Client: Southern Company Data: Scherer AP

	PZ-13S	PZ-14S	PZ-17I	PZ-39S	PZ-40I	PZ-41S	PZ-42I	PZ-43S	PZ-44I
2/8/2022	<0.002	<0.002							
2/9/2022			0.00061 (J)	<0.002		<0.002	<0.002	<0.002	<0.002
2/10/2022					<0.002				
8/22/2022							<0.002		
8/23/2022		<0.002		<0.002	0.00089 (J)				
8/24/2022	<0.002		<0.002			<0.002		<0.002	<0.002
2/23/2023	<0.002	<0.002	<0.002			<0.002	<0.002		
2/24/2023				<0.002	<0.002			<0.002	
2/28/2023									<0.002
8/1/2023		<0.002	<0.002		<0.002				
8/2/2023	0.00046 (J)			<0.002		<0.002	<0.002	<0.002	<0.002

Time Series

Constituent: Antimony (mg/L) Analysis Run 9/20/2023 2:37 PM View: Time Series & Box Plot

Plant Scherer Client: Southern Company Data: Scherer AP

	PZ-69I	SGWA-1 (bg)	SGWA-2 (bg)	SGWA-24 (bg)	SGWA-25 (bg)	SGWA-3 (bg)	SGWA-4 (bg)	SGWA-5 (bg)	SGWC-10
5/10/2016		<0.002	<0.002	<0.002	<0.002	<0.002		<0.002	
5/11/2016							<0.002		<0.002
6/23/2016		0.0004 (J)	<0.002	0.0003 (J)				<0.002	
6/24/2016						0.0021 (J)	0.0007 (J)		
6/27/2016					0.0003 (J)				
6/28/2016									0.0014 (J)
8/16/2016		0.0012 (J)	<0.002	<0.002		<0.002		<0.002	
8/17/2016					<0.002		<0.002		<0.002
10/13/2016		<0.002		<0.002					
10/14/2016			<0.002		<0.002	<0.002		<0.002	
10/17/2016							<0.002		<0.002
12/5/2016				<0.002					
12/6/2016		<0.002	<0.002		<0.002	<0.002	<0.002	<0.002	<0.002
2/14/2017		<0.002	<0.002	<0.002	<0.002	<0.002	<0.002	<0.002	
2/15/2017									<0.002
4/10/2017				<0.002					
4/11/2017		<0.002	<0.002		<0.002	<0.002	<0.002	<0.002	
4/12/2017									<0.002
6/26/2017		<0.002	<0.002	<0.002		<0.002	<0.002	<0.002	
6/27/2017					<0.002				<0.002
3/26/2018		<0.002	<0.002	<0.002		<0.002			
3/27/2018					<0.002	<0.002	<0.002	<0.002	<0.002
10/5/2018		<0.002	<0.002	<0.002		<0.002		<0.002	
10/8/2018					<0.002	<0.002	<0.002	<0.002	
10/9/2018									<0.002
2/18/2019		<0.002	<0.002				<0.002		
2/19/2019				<0.002	<0.002	<0.002		<0.002	
2/20/2019									<0.002
3/28/2019					<0.002	<0.002	<0.002	<0.002	
3/29/2019		<0.002	<0.002	<0.002					
2/13/2020		<0.002	<0.002	<0.002					
2/17/2020					<0.002			<0.002	
2/18/2020						<0.002	<0.002		
2/19/2020									<0.002
2/9/2021		<0.002	<0.002	<0.002	<0.002	<0.002	<0.002	<0.002	<0.002
8/17/2021		<0.002	<0.002		<0.002	<0.002	<0.002	<0.002	
8/18/2021				<0.002		<0.002		<0.002	
8/19/2021									<0.002
2/9/2022		<0.002	<0.002		<0.002	<0.002	<0.002	<0.002	
2/10/2022	<0.002			<0.002					
2/11/2022									<0.002
8/17/2022		0.00052 (J)	<0.002						
8/18/2022				<0.002	<0.002	<0.002	<0.002	<0.002	
8/19/2022									<0.002
8/24/2022	<0.002								
2/21/2023		<0.002				<0.002		<0.002	
2/22/2023			<0.002			<0.002		<0.002	<0.002
2/23/2023				<0.002	<0.002				
2/24/2023	<0.002								
8/1/2023		<0.002	<0.002					<0.002	
8/2/2023	<0.002								
8/7/2023						<0.002	<0.002		<0.002

Time Series

Constituent: Antimony (mg/L) Analysis Run 9/20/2023 2:37 PM View: Time Series & Box Plot
Plant Scherer Client: Southern Company Data: Scherer AP

	PZ-69I	SGWA-1 (bg)	SGWA-2 (bg)	SGWA-24 (bg)	SGWA-25 (bg)	SGWA-3 (bg)	SGWA-4 (bg)	SGWA-5 (bg)	SGWC-10
8/8/2023				<0.002	<0.002				

Time Series

Constituent: Antimony (mg/L) Analysis Run 9/20/2023 2:37 PM View: Time Series & Box Plot
 Plant Scherer Client: Southern Company Data: Scherer AP

	SGWC-11	SGWC-12	SGWC-13	SGWC-14	SGWC-15	SGWC-16	SGWC-17	SGWC-18	SGWC-19
5/11/2016	<0.002	<0.002							
5/12/2016			<0.002	<0.002	<0.002	<0.002	<0.002		
5/13/2016								<0.002	<0.002
6/28/2016	<0.002	<0.002	0.0004 (J)	<0.002	<0.002	<0.002			
6/29/2016							<0.002		<0.002
6/30/2016								0.0012 (J)	
8/17/2016	<0.002								
8/18/2016		<0.002	<0.002	<0.002	<0.002	<0.002	<0.002		
8/22/2016								<0.002	<0.002
10/17/2016	<0.002	<0.002	<0.002	<0.002					
10/18/2016					<0.002	<0.002			<0.002
10/19/2016							<0.002	<0.002	
12/6/2016	<0.002	<0.002	<0.002						
12/7/2016				<0.002	<0.002	<0.002	<0.002	<0.002	
12/8/2016									<0.002
2/15/2017	<0.002	<0.002	<0.002 (F1)	<0.002	<0.002		<0.002		
2/16/2017						<0.002		<0.002	<0.002
4/12/2017	<0.002	<0.002	<0.002	<0.002	<0.002				
4/13/2017						<0.002	<0.002	<0.002	<0.002
6/27/2017	<0.002	<0.002	<0.002	<0.002	<0.002	<0.002	<0.002		
6/28/2017								<0.002	<0.002
3/27/2018	<0.002	<0.002	<0.002	<0.002	<0.002	<0.002	<0.002		
3/28/2018								<0.002	<0.002
10/8/2018		<0.002	<0.002	<0.002		<0.002	<0.002		
10/9/2018									<0.002
2/20/2019	<0.002	<0.002	<0.002	<0.002	<0.002	<0.002	<0.002	<0.002	<0.002
2/18/2020	<0.002								
2/19/2020		<0.002	<0.002	<0.002	<0.002	<0.002	<0.002		<0.002
2/20/2020								<0.002	
2/9/2021	<0.002	<0.002	<0.002	<0.002	<0.002	<0.002			
2/10/2021							<0.002	<0.002	<0.002
8/18/2021							<0.002	<0.002	
8/19/2021	<0.002		<0.002	<0.002	<0.002	<0.002			<0.002
8/20/2021		<0.002							
2/10/2022	<0.002	<0.002				<0.002		<0.002	
2/11/2022			<0.002		<0.002		<0.002		<0.002
2/14/2022				<0.002					
8/18/2022	<0.002	<0.002	<0.002						
8/19/2022				<0.002	<0.002				
8/22/2022									0.0021
8/23/2022								<0.002	
8/31/2022						<0.002	<0.002		
2/22/2023	<0.002						<0.002	<0.002	<0.002
2/23/2023		<0.002	<0.002	<0.002	<0.002	<0.002			
8/2/2023	<0.002		<0.002						
8/7/2023		<0.002			<0.002		<0.002	<0.002	<0.002
8/8/2023				<0.002		<0.002			

Time Series

Constituent: Antimony (mg/L) Analysis Run 9/20/2023 2:37 PM View: Time Series & Box Plot

Plant Scherer Client: Southern Company Data: Scherer AP

	SGWC-20	SGWC-21	SGWC-22	SGWC-23	SGWC-6	SGWC-7	SGWC-8	SGWC-9
5/11/2016					<0.002	<0.002	<0.002	<0.002
5/12/2016	<0.002	<0.002	<0.002	<0.002				
6/27/2016					<0.002	0.0004 (J)	<0.002	
6/29/2016	<0.002	<0.002	<0.002	<0.002				<0.002
8/17/2016					<0.002	<0.002	<0.002	
8/19/2016			<0.002	<0.002				
8/22/2016	<0.002	<0.002						<0.002
10/17/2016					<0.002		<0.002	
10/18/2016	<0.002	<0.002	<0.002	<0.002		<0.002		<0.002
12/6/2016					<0.002	<0.002	<0.002	
12/7/2016		<0.002	<0.002	<0.002				<0.002
12/8/2016	<0.002							
2/14/2017					<0.002	<0.002	<0.002	
2/15/2017				<0.002				
2/16/2017	<0.002	<0.002	<0.002					<0.002
4/12/2017					<0.002	<0.002	<0.002	
4/13/2017	<0.002	<0.002	<0.002	<0.002				<0.002
6/27/2017					<0.002	<0.002	<0.002	<0.002
6/28/2017	<0.002	<0.002	<0.002	<0.002				
3/27/2018				<0.002	<0.002	<0.002	<0.002	
3/28/2018	<0.002	<0.002	<0.002					<0.002
10/8/2018		<0.002	<0.002	<0.002	<0.002			
10/9/2018						<0.002	<0.002	<0.002
2/19/2019			<0.002	<0.002				
2/20/2019	<0.002	<0.002			<0.002	<0.002	<0.002	<0.002
2/18/2020	<0.002	<0.002	<0.002	<0.002	<0.002	<0.002	<0.002	
2/19/2020								<0.002
2/9/2021					<0.002	<0.002	<0.002	<0.002
2/10/2021	<0.002	<0.002	<0.002	<0.002				
8/18/2021		<0.002	<0.002	<0.002	<0.002	<0.002	<0.002	
8/19/2021	<0.002							<0.002
2/9/2022					<0.002	<0.002		
2/10/2022			<0.002	<0.002			<0.002	<0.002
2/11/2022	<0.002	<0.002						
8/18/2022						<0.002	<0.002	<0.002
8/19/2022					<0.002			
8/22/2022	0.0019 (J)	0.0019 (J)	0.0022	0.00098 (J)				
2/22/2023	<0.002				<0.002	<0.002	<0.002	<0.002
2/23/2023		<0.002	<0.002	<0.002				
8/1/2023					<0.002			
8/7/2023	<0.002		<0.002					<0.002
8/8/2023		<0.002		<0.002		<0.002	<0.002	

Time Series

Constituent: Arsenic (mg/L) Analysis Run 9/20/2023 2:37 PM View: Time Series & Box Plot

Plant Scherer Client: Southern Company Data: Scherer AP

	PZ-13S	PZ-14S	PZ-17I	PZ-39S	PZ-40I	PZ-41S	PZ-42I	PZ-43S	PZ-44I
10/16/2018									<0.001
10/17/2018				0.0019					
10/18/2018			<0.001		<0.001	<0.001	<0.001	<0.001	
2/8/2022	<0.001	<0.001							
2/9/2022			<0.001	<0.001		<0.001	<0.001	<0.001	<0.001
2/10/2022					<0.001				
8/22/2022							0.00049 (J)		
8/23/2022		<0.001		0.00028 (J)	<0.001				
8/24/2022	<0.001		<0.001			<0.001		<0.001	<0.001
2/23/2023	<0.001	<0.001	<0.001			<0.001	<0.001		
2/24/2023				<0.001	<0.001			<0.001	
2/28/2023									<0.001
8/1/2023		<0.001	<0.001		<0.001				
8/2/2023	<0.001			<0.001		<0.001	<0.001	<0.001	<0.001

Time Series

Constituent: Arsenic (mg/L) Analysis Run 9/20/2023 2:37 PM View: Time Series & Box Plot

Plant Scherer Client: Southern Company Data: Scherer AP

	PZ-69I	SGWA-1 (bg)	SGWA-2 (bg)	SGWA-24 (bg)	SGWA-25 (bg)	SGWA-3 (bg)	SGWA-4 (bg)	SGWA-5 (bg)	SGWC-10
5/10/2016		<0.001	<0.001	<0.001	<0.001	<0.001		<0.001	
5/11/2016							<0.001		<0.001
6/23/2016		<0.001	<0.001	<0.001				<0.001	
6/24/2016						<0.001	<0.001		
6/27/2016					<0.001				
6/28/2016									<0.001
8/16/2016		0.00065 (J)	0.0005 (J)	<0.001		<0.001		<0.001	
8/17/2016					0.0012 (J)		<0.001		<0.001
10/13/2016		<0.001		<0.001					
10/14/2016			<0.001		0.00073 (J)	<0.001		<0.001	
10/17/2016							<0.001		<0.001
12/5/2016				<0.001					
12/6/2016		<0.001	<0.001		0.00075 (J)	<0.001	<0.001	<0.001	<0.001
2/14/2017		0.00055 (J)	0.00046 (J)	0.00057 (J)	0.0015 (J)	<0.001	<0.001	<0.001	
2/15/2017									0.0005 (J)
4/10/2017				<0.001					
4/11/2017		<0.001	<0.001		0.00072 (J)	<0.001	0.0011 (J)	<0.001	
4/12/2017									<0.001
6/26/2017		0.00081 (J)	0.00089 (J)	0.0009 (J)		0.00063 (J)	0.00055 (J)	0.00079 (J)	
6/27/2017					0.00095 (J)				0.00074 (J)
3/26/2018		<0.001	<0.001	<0.001		<0.001			
3/27/2018					0.00052 (J)		<0.001	<0.001	<0.001
6/5/2018		<0.001	<0.001	<0.001	<0.001		<0.001	<0.001	
6/6/2018						<0.001	<0.001		<0.001
10/5/2018		<0.001	<0.001	<0.001		<0.001			
10/8/2018					<0.001		<0.001	<0.001	
10/9/2018									<0.001
2/18/2019		<0.001	<0.001				<0.001		
2/19/2019				<0.001	<0.001	<0.001		<0.001	
2/20/2019									<0.001
3/28/2019					0.00048 (J)	<0.001	<0.001	<0.001	
3/29/2019		<0.001	<0.001	<0.001					
4/1/2019									0.00059 (J)
9/12/2019								<0.001	
9/13/2019				<0.001					
9/16/2019		<0.001	<0.001		<0.001	<0.001	<0.001		
9/17/2019									<0.001
2/13/2020		<0.001	<0.001	<0.001					
2/17/2020					<0.001			<0.001	
2/18/2020						<0.001	<0.001		
2/19/2020									<0.001
3/17/2020			<0.001		<0.001	<0.001		<0.001	
3/18/2020		<0.001		<0.001			<0.001		
3/25/2020									<0.001
9/14/2020		<0.001	<0.001	<0.001	<0.001	<0.001	<0.001	<0.001	<0.001
2/9/2021		<0.001	<0.001	<0.001	<0.001	<0.001	<0.001	<0.001	<0.001
3/30/2021		<0.001	<0.001	<0.001					
3/31/2021						<0.001	<0.001	<0.001	<0.001
4/7/2021					<0.001				
8/17/2021		<0.001	<0.001		<0.001		<0.001		
8/18/2021				<0.001		<0.001		<0.001	
8/19/2021									<0.001

Time Series

Constituent: Arsenic (mg/L) Analysis Run 9/20/2023 2:37 PM View: Time Series & Box Plot
Plant Scherer Client: Southern Company Data: Scherer AP

	PZ-69I	SGWA-1 (bg)	SGWA-2 (bg)	SGWA-24 (bg)	SGWA-25 (bg)	SGWA-3 (bg)	SGWA-4 (bg)	SGWA-5 (bg)	SGWC-10
2/9/2022		<0.001	<0.001		<0.001	<0.001	<0.001	<0.001	
2/10/2022	0.00059 (J)			<0.001					
2/11/2022									<0.001
8/17/2022		0.00028 (J)	<0.001						
8/18/2022				<0.001	<0.001	<0.001	<0.001	<0.001	
8/19/2022									<0.001
8/24/2022	0.00074 (J)								
2/21/2023		<0.001				<0.001		<0.001	
2/22/2023			<0.001				0.00029 (J)		<0.001
2/23/2023				<0.001	<0.001				
2/24/2023	0.0007 (J)								
8/1/2023		<0.001	<0.001					<0.001	
8/2/2023	<0.001								
8/7/2023						<0.001	<0.001		<0.001
8/8/2023				<0.001	<0.001				

Time Series

Constituent: Arsenic (mg/L) Analysis Run 9/20/2023 2:37 PM View: Time Series & Box Plot

Plant Scherer Client: Southern Company Data: Scherer AP

	SGWC-11	SGWC-12	SGWC-13	SGWC-14	SGWC-15	SGWC-16	SGWC-17	SGWC-18	SGWC-19
5/11/2016	0.00103 (J)	<0.001							
5/12/2016			<0.001	<0.001	<0.001	<0.001	<0.001		
5/13/2016								0.00161 (J)	<0.001
6/28/2016	0.0011 (J)	0.001 (J)	<0.001	<0.001	0.0026 (J)	<0.001			
6/29/2016							<0.001		<0.001
6/30/2016								0.004 (J)	
8/17/2016	0.0011 (J)								
8/18/2016		0.00091 (J)	<0.001	<0.001	0.0015	<0.001	<0.001		
8/22/2016								0.0012 (J)	<0.001
10/17/2016	0.0011 (J)	<0.001	<0.001	<0.001					
10/18/2016					0.0019	<0.001			<0.001
10/19/2016							0.001045 (JD)	0.0019	
12/6/2016	0.00072 (J)	<0.001	<0.001						
12/7/2016				<0.001	0.00079 (J)	<0.001	<0.001	0.0012 (J)	
12/8/2016									<0.001
2/15/2017	0.0011 (J)	0.00076 (J)	<0.001	<0.001	0.00073 (J)		0.00059 (J)		
2/16/2017						<0.001		0.00086 (J)	<0.001
4/12/2017	0.00076 (J)	0.00046 (J)	0.00047 (J)	0.00057 (J)	0.0009 (J)				
4/13/2017						<0.001	0.00066 (J)	0.00058 (J)	<0.001
6/27/2017	0.0011 (J)	0.0011 (J)	0.00088 (J)	0.00058 (J)	0.0011 (J)	0.00055 (J)	0.00075 (J)		
6/28/2017								0.0011 (J)	0.00068 (J)
3/27/2018	<0.001	<0.001	<0.001	<0.001	<0.001	<0.001	<0.001		
3/28/2018								0.0015	<0.001
6/6/2018	<0.001	<0.001							
6/7/2018			<0.001	<0.001	<0.001	<0.001	<0.001		
6/8/2018								0.002	<0.001
10/8/2018		0.0007 (J)	0.00069 (J)	0.0007 (J)		0.00054 (J)	0.00075 (J)		
10/9/2018									0.00058 (J)
10/16/2018	<0.001				<0.001				
10/18/2018								0.0031	
2/20/2019	<0.001	<0.001	<0.001	<0.001	0.00075 (J)	<0.001	<0.001	0.003	<0.001
4/1/2019	0.0011 (J)	0.0012 (J)	0.0014	0.0012 (J)	0.0016				
4/2/2019						<0.001	<0.001	0.0027	<0.001
9/16/2019	<0.001	<0.001							
9/17/2019			<0.001	<0.001	0.0008 (J)	<0.001	<0.001	0.0029	<0.001
2/18/2020	<0.001								
2/19/2020		0.00032 (J)	<0.001	<0.001	0.001	<0.001	<0.001		<0.001
2/20/2020								0.0031	
3/23/2020									<0.001
3/24/2020							<0.001		
3/25/2020	<0.001								
3/26/2020		0.00032 (J)						0.0047	
3/27/2020			<0.001	0.0014	0.0016	<0.001			
9/14/2020	<0.001	<0.001	<0.001						
9/15/2020				<0.001	0.0014	<0.001	<0.001	0.0045	<0.001
2/9/2021	<0.001	<0.001	<0.001	<0.001	0.0013	<0.001			
2/10/2021							0.00038 (J)	0.0033	<0.001
3/30/2021								0.0028	<0.001
3/31/2021					0.0012				
4/1/2021						0.00033 (J)	<0.001		
4/6/2021				<0.001					
4/7/2021	<0.001	<0.001	<0.001						

Time Series

Constituent: Arsenic (mg/L) Analysis Run 9/20/2023 2:38 PM View: Time Series & Box Plot
Plant Scherer Client: Southern Company Data: Scherer AP

	SGWC-11	SGWC-12	SGWC-13	SGWC-14	SGWC-15	SGWC-16	SGWC-17	SGWC-18	SGWC-19
8/18/2021							<0.001	0.0028	
8/19/2021	<0.001		<0.001	<0.001	0.0014	<0.001			<0.001
8/20/2021		<0.001							
2/10/2022	<0.001	<0.001				<0.001		0.0043	
2/11/2022			<0.001		0.0021		<0.001		<0.001
2/14/2022				<0.001					
8/18/2022	<0.001	<0.001	<0.001						
8/19/2022				<0.001	0.00066 (J)				
8/22/2022									<0.001
8/23/2022								0.0021	
8/31/2022						<0.001	<0.001		
2/22/2023	<0.001						<0.001	0.0015	<0.001
2/23/2023		<0.001	<0.001	<0.001	0.0012	<0.001			
8/2/2023	<0.001		<0.001						
8/7/2023		<0.001			<0.001		<0.001	0.00093 (J)	<0.001
8/8/2023				<0.001		<0.001			

Time Series

Constituent: Arsenic (mg/L) Analysis Run 9/20/2023 2:38 PM View: Time Series & Box Plot

Plant Scherer Client: Southern Company Data: Scherer AP

	SGWC-20	SGWC-21	SGWC-22	SGWC-23	SGWC-6	SGWC-7	SGWC-8	SGWC-9
5/11/2016					<0.001	<0.001	<0.001	<0.001
5/12/2016	<0.001	<0.001	<0.001	<0.001				
6/27/2016					<0.001	0.0009 (J)	<0.001	
6/29/2016	0.0018 (J)	<0.001	<0.001	<0.001				0.0009 (J)
8/17/2016					<0.001	0.0006 (J)	<0.001	
8/19/2016			<0.001	<0.001				
8/22/2016	0.001 (J)	<0.001						<0.001
10/17/2016					<0.001		<0.001	
10/18/2016	0.00085 (J)	<0.001	<0.001	<0.001		<0.001		0.00074 (J)
12/6/2016					<0.001	<0.001	<0.001	
12/7/2016		<0.001	<0.001	<0.001				0.00079 (J)
12/8/2016	<0.001							
2/14/2017					0.0006 (J)	0.00059 (J)	0.0005 (J)	
2/15/2017				<0.001				
2/16/2017	<0.001	<0.001	<0.001					0.00056 (J)
4/12/2017					0.00046 (J)	0.00058 (J)	<0.001	
4/13/2017	<0.001	<0.001	0.0006 (J)	0.00061 (J)				0.00079 (J)
6/27/2017					<0.001	<0.001	0.00076 (J)	0.0011 (J)
6/28/2017	0.00094 (J)	0.00076 (J)	0.00089 (J)	0.00079 (J)				
3/27/2018				<0.001	<0.001	<0.001	<0.001	
3/28/2018	<0.001	<0.001	<0.001					<0.001
6/6/2018					<0.001	<0.001	<0.001	<0.001
6/7/2018	<0.001	<0.001	<0.001	<0.001				
10/8/2018		<0.001	<0.001	<0.001	<0.001			
10/9/2018						0.00057 (J)	0.00053 (J)	0.00068 (J)
10/18/2018	<0.001							
2/19/2019			<0.001	<0.001				
2/20/2019	<0.001	<0.001			<0.001	<0.001	<0.001	<0.001
4/1/2019						<0.001	0.001 (J)	<0.001
4/2/2019	<0.001	<0.001	<0.001	<0.001	<0.001			
9/16/2019					<0.001			<0.001
9/17/2019	0.00037 (J)	<0.001				<0.001	0.00035 (J)	
9/18/2019			0.00035 (J)	<0.001				
2/18/2020	0.00032 (J)	<0.001	0.00034 (J)	<0.001	<0.001	<0.001	<0.001	
2/19/2020								0.00039 (J)
3/23/2020	0.0005 (J)	<0.001						
3/24/2020			<0.001	<0.001				
3/25/2020					0.00044 (J)		0.00063 (J)	<0.001
3/26/2020						<0.001		
9/14/2020					<0.001	<0.001	<0.001	<0.001
9/15/2020	0.00051 (J)	<0.001	<0.001	<0.001				
2/9/2021					<0.001	<0.001	<0.001	<0.001
2/10/2021	0.00059 (J)	<0.001	<0.001	<0.001				
3/30/2021	0.00049 (J)	<0.001						
3/31/2021			<0.001	<0.001				0.00033 (J)
4/1/2021					<0.001	0.00044 (J)	<0.001	
8/18/2021		<0.001	<0.001	<0.001	<0.001	<0.001	<0.001	
8/19/2021	0.00066 (J)							<0.001
2/9/2022					<0.001	<0.001		
2/10/2022			0.00031 (J)	<0.001			<0.001	<0.001
2/11/2022	0.00081 (J)	<0.001						
8/18/2022						<0.001	<0.001	<0.001

Time Series

Constituent: Arsenic (mg/L) Analysis Run 9/20/2023 2:38 PM View: Time Series & Box Plot
Plant Scherer Client: Southern Company Data: Scherer AP

	SGWC-20	SGWC-21	SGWC-22	SGWC-23	SGWC-6	SGWC-7	SGWC-8	SGWC-9
8/19/2022					<0.001			
8/22/2022	0.00042 (J)	<0.001	0.00044 (J)	<0.001				
2/22/2023	0.00046 (J)				<0.001	<0.001	<0.001	<0.001
2/23/2023		<0.001	<0.001	<0.001				
8/1/2023					<0.001			
8/7/2023	<0.001		<0.001					<0.001
8/8/2023		<0.001		<0.001		<0.001	<0.001	

Time Series

Constituent: Barium (mg/L) Analysis Run 9/20/2023 2:38 PM View: Time Series & Box Plot

Plant Scherer Client: Southern Company Data: Scherer AP

	PZ-13S	PZ-14S	PZ-17I	PZ-39S	PZ-40I	PZ-41S	PZ-42I	PZ-43S	PZ-44I
10/16/2018									0.014
10/17/2018				0.02					
10/18/2018			0.055		0.089	0.059	0.1	0.12	
2/8/2022	0.049	0.033							
2/9/2022			0.06	0.04		0.026	0.056	0.085	0.0078 (J)
2/10/2022					0.042				
8/22/2022							0.052		
8/23/2022		0.034		0.039	0.055				
8/24/2022	0.046		0.058			0.025		0.07	0.0079 (J)
2/23/2023	0.049	0.036	0.062			0.026	0.052		
2/24/2023				0.045	0.039			0.076	
2/28/2023									0.008 (J)
8/1/2023		0.034	0.054		0.038				
8/2/2023	0.046			0.043		0.023	0.05	0.074	0.0092 (J)

Time Series

Constituent: Barium (mg/L) Analysis Run 9/20/2023 2:38 PM View: Time Series & Box Plot
Plant Scherer Client: Southern Company Data: Scherer AP

	PZ-69I	SGWA-1 (bg)	SGWA-2 (bg)	SGWA-24 (bg)	SGWA-25 (bg)	SGWA-3 (bg)	SGWA-4 (bg)	SGWA-5 (bg)	SGWC-10
2/9/2022		0.044	0.039		0.026	0.041	0.069	0.011	
2/10/2022	0.14			0.025					
2/11/2022									0.025
8/17/2022		0.046	0.04						
8/18/2022				0.023	0.022	0.035	0.071	0.011	
8/19/2022									0.027
8/24/2022	0.13								
2/21/2023		0.049				0.045		0.012	
2/22/2023			0.038				0.078		0.038
2/23/2023				0.028	0.026				
2/24/2023	0.16								
8/1/2023		0.047	0.038					0.013	
8/2/2023	0.17								
8/7/2023						0.036	0.077		0.032
8/8/2023				0.027	0.024				

Time Series

Constituent: Barium (mg/L) Analysis Run 9/20/2023 2:38 PM View: Time Series & Box Plot

Plant Scherer Client: Southern Company Data: Scherer AP

	SGWC-11	SGWC-12	SGWC-13	SGWC-14	SGWC-15	SGWC-16	SGWC-17	SGWC-18	SGWC-19
5/11/2016	0.038	0.0324							
5/12/2016			0.0198	0.067	0.041	0.0163	0.0157		
5/13/2016								0.0138	0.0507
6/28/2016	0.0363	0.0321	0.0208	0.0668	0.0435	0.0165			
6/29/2016							0.0161 (J)		0.0485
6/30/2016								0.0145 (J)	
8/17/2016	0.033								
8/18/2016		0.03	0.022	0.06	0.043	0.017	0.016		
8/22/2016								0.014	0.044
10/17/2016	0.035	0.032	0.024	0.06					
10/18/2016					0.041	0.017			0.042
10/19/2016							0.021 (D)	0.016	
12/6/2016	0.035	0.032	0.025						
12/7/2016				0.063	0.042	0.017	0.018	0.015	
12/8/2016									0.045
2/15/2017	0.036	0.036	0.026	0.061	0.038		0.02		
2/16/2017						0.017		0.013	0.04
4/12/2017	0.038	0.037	0.029	0.062	0.038				
4/13/2017						0.019	0.019	0.012	0.037
6/27/2017	0.042	0.042	0.031	0.06	0.041	0.02	0.019		
6/28/2017								0.012	0.04
3/27/2018	0.039	0.043	0.029	0.055	0.035	0.021	0.02		
3/28/2018								0.029	0.034
6/6/2018	0.041	0.048							
6/7/2018			0.032	0.057	0.035	0.022	0.02		
6/8/2018								0.032	0.035
10/8/2018		0.049	0.033	0.053		0.025	0.021		
10/9/2018									0.037
10/16/2018	0.037				0.031				
10/18/2018								0.033	
2/20/2019	0.044	0.054	0.041	0.053	0.036	0.027	0.023	0.034	0.036
4/1/2019	0.041	0.051	0.038	0.054	0.034				
4/2/2019						0.023	0.02	0.028	0.03
9/16/2019	0.045	0.052							
9/17/2019			0.036	0.048	0.034	0.029	0.025	0.026	0.035
2/18/2020	0.044								
2/19/2020		0.053	0.033	0.047	0.031	0.029	0.022		0.034
2/20/2020								0.023	
3/23/2020									0.032
3/24/2020							0.024		
3/25/2020	0.046								
3/26/2020		0.051						0.02	
3/27/2020			0.034	0.049	0.028	0.027			
9/14/2020	0.042	0.057	0.039						
9/15/2020				0.05	0.031	0.031	0.025	0.02	0.034
2/9/2021	0.043	0.058	0.036	0.046	0.029	0.03			
2/10/2021							0.023	0.016	0.031
3/30/2021								0.015	0.03
3/31/2021					0.028				
4/1/2021						0.029	0.022		
4/6/2021				0.048					
4/7/2021	0.046	0.058	0.037						

Time Series

Constituent: Barium (mg/L) Analysis Run 9/20/2023 2:38 PM View: Time Series & Box Plot
Plant Scherer Client: Southern Company Data: Scherer AP

	SGWC-11	SGWC-12	SGWC-13	SGWC-14	SGWC-15	SGWC-16	SGWC-17	SGWC-18	SGWC-19
8/18/2021							0.024	0.022	
8/19/2021	0.045		0.036	0.042	0.027	0.029			0.027
8/20/2021		0.057							
2/10/2022	0.045	0.057				0.034		0.013	
2/11/2022			0.034		0.027		0.025		0.032
2/14/2022				0.047					
8/18/2022	0.044	0.056	0.036						
8/19/2022				0.048	0.025				
8/22/2022									0.023
8/23/2022								0.012	
8/31/2022						0.033	0.033		
2/22/2023	0.044						0.024	0.0098 (J)	0.022
2/23/2023		0.058	0.035	0.038	0.023	0.035			
8/2/2023	0.048		0.036						
8/7/2023		0.053			0.031		0.026	0.0092 (J)	0.022
8/8/2023				0.045		0.043			

Time Series

Constituent: Barium (mg/L) Analysis Run 9/20/2023 2:38 PM View: Time Series & Box Plot

Plant Scherer Client: Southern Company Data: Scherer AP

	SGWC-20	SGWC-21	SGWC-22	SGWC-23	SGWC-6	SGWC-7	SGWC-8	SGWC-9
5/11/2016					0.0933	0.295	0.251	0.0494
5/12/2016	0.0436	0.0914	0.1	0.0959				
6/27/2016					0.101	0.353	0.205	
6/29/2016	0.0466	0.0933	0.0991	0.0957				0.0535
8/17/2016					0.094	0.29	0.16	
8/19/2016			0.096	0.093				
8/22/2016	0.038	0.086						0.049
10/17/2016					0.11		0.17	
10/18/2016	0.039	0.093	0.096	0.093		0.29		0.049
12/6/2016					0.11	0.31	0.16	
12/7/2016		0.096	0.09	0.09				0.048
12/8/2016	0.038							
2/14/2017					0.056	0.3	0.18	
2/15/2017				0.09				
2/16/2017	0.034	0.091	0.091					0.056
4/12/2017					0.048	0.3	0.18	
4/13/2017	0.028	0.088	0.091	0.081				0.063
6/27/2017					0.058	0.36	0.18	0.067
6/28/2017	0.03	0.094	0.1	0.085				
3/27/2018				0.076	0.021	0.27	0.17	
3/28/2018	0.027	0.09	0.084					0.069
6/6/2018					0.014	0.24	0.18	0.069
6/7/2018	0.029	0.092	0.084	0.082				
10/8/2018		0.092	0.084	0.077	0.069			
10/9/2018						0.28	0.17	0.077
10/18/2018	0.027							
2/19/2019			0.075	0.064				
2/20/2019	0.03	0.1			0.052	0.28	0.2	0.077
4/1/2019						0.24	0.19	0.071
4/2/2019	0.023	0.087	0.076	0.068	0.069			
9/16/2019					0.13			0.077
9/17/2019	0.025	0.097				0.23	0.19	
9/18/2019			0.078	0.068				
2/18/2020	0.023	0.11	0.085	0.065	0.083	0.25	0.17	
2/19/2020								0.065
3/23/2020	0.024	0.1						
3/24/2020			0.081	0.065				
3/25/2020					0.12		0.19	0.066
3/26/2020						0.23		
9/14/2020					0.14	0.27	0.18	0.059
9/15/2020	0.024	0.13	0.083	0.064				
2/9/2021					0.12	0.26	0.18	0.054
2/10/2021	0.023	0.12	0.078	0.066				
3/30/2021	0.021	0.12						
3/31/2021			0.072	0.059				0.061
4/1/2021					0.12	0.26	0.17	
8/18/2021		0.12	0.074	0.056	0.13	0.24	0.16	
8/19/2021	0.02							0.043
2/9/2022					0.13	0.21		
2/10/2022			0.07	0.064			0.18	0.047
2/11/2022	0.022	0.11						
8/18/2022						0.2	0.16	0.05

Time Series

Constituent: Barium (mg/L) Analysis Run 9/20/2023 2:38 PM View: Time Series & Box Plot
Plant Scherer Client: Southern Company Data: Scherer AP

	SGWC-20	SGWC-21	SGWC-22	SGWC-23	SGWC-6	SGWC-7	SGWC-8	SGWC-9
8/19/2022					0.15			
8/22/2022	0.021	0.1	0.075	0.056				
2/22/2023	0.018				0.12	0.22	0.13	0.044
2/23/2023		0.1	0.082	0.06				
8/1/2023					0.14			
8/7/2023	0.02		0.074					0.049
8/8/2023		0.12		0.058		0.24	0.13	

Time Series

Constituent: Beryllium (mg/L) Analysis Run 9/20/2023 2:38 PM View: Time Series & Box Plot
Plant Scherer Client: Southern Company Data: Scherer AP

	PZ-13S	PZ-14S	PZ-17I	PZ-39S	PZ-40I	PZ-41S	PZ-42I	PZ-43S	PZ-44I
10/16/2018									<0.0025
10/17/2018				<0.0025					
10/18/2018			<0.0025		<0.0025	<0.0025	<0.0025	<0.0025	
2/8/2022	<0.0025	<0.0025							
2/9/2022			<0.0025	<0.0025		<0.0025	<0.0025	<0.0025	<0.0025
2/10/2022					<0.0025				
8/22/2022							<0.0025		
8/23/2022		<0.0025		<0.0025	<0.0025				
8/24/2022	<0.0025		<0.0025			<0.0025		<0.0025	<0.0025
2/23/2023	<0.0025	<0.0025	<0.0025			<0.0025	<0.0025		
2/24/2023				<0.0025	<0.0025			<0.0025	
2/28/2023									<0.0025
8/1/2023		<0.0025	<0.0025		<0.0025				
8/2/2023	<0.0025			<0.0025		<0.0025	<0.0025	<0.0025	<0.0025

Time Series

Constituent: Beryllium (mg/L) Analysis Run 9/20/2023 2:38 PM View: Time Series & Box Plot

Plant Scherer Client: Southern Company Data: Scherer AP

	PZ-69I	SGWA-1 (bg)	SGWA-2 (bg)	SGWA-24 (bg)	SGWA-25 (bg)	SGWA-3 (bg)	SGWA-4 (bg)	SGWA-5 (bg)	SGWC-10
5/10/2016		<0.0025	<0.0025	<0.0025	<0.0025	<0.0025		<0.0025	
5/11/2016							<0.0025		<0.0025
6/23/2016		0.0002 (J)	<0.0025	<0.0025				<0.0025	
6/24/2016						<0.0025	<0.0025		
6/27/2016					<0.0025				
6/28/2016									<0.0025
8/16/2016		<0.0025	<0.0025	<0.0025		<0.0025		<0.0025	
8/17/2016					<0.0025		<0.0025		<0.0025
10/13/2016		<0.0025		<0.0025					
10/14/2016			<0.0025		<0.0025	<0.0025		<0.0025	
10/17/2016							<0.0025		<0.0025
12/5/2016				<0.0025					
12/6/2016		<0.0025	<0.0025		<0.0025	<0.0025	<0.0025	<0.0025	<0.0025
2/14/2017		<0.0025	<0.0025	<0.0025	<0.0025	<0.0025	<0.0025	<0.0025	
2/15/2017									<0.0025
4/10/2017				<0.0025					
4/11/2017		<0.0025	<0.0025		<0.0025	<0.0025	<0.0025	<0.0025	
4/12/2017									<0.0025
6/26/2017		<0.0025	<0.0025	<0.0025		<0.0025	<0.0025	<0.0025	
6/27/2017					<0.0025				<0.0025
3/26/2018		<0.0025	<0.0025	<0.0025		<0.0025			
3/27/2018					<0.0025		<0.0025	<0.0025	<0.0025
6/5/2018		<0.0025	<0.0025	<0.0025	<0.0025			<0.0025	
6/6/2018						<0.0025	<0.0025		<0.0025
10/5/2018		<0.0025	<0.0025	<0.0025		<0.0025			
10/8/2018					<0.0025		<0.0025	<0.0025	
10/9/2018									<0.0025
2/18/2019		<0.0025	<0.0025				<0.0025		
2/19/2019				<0.0025	<0.0025	<0.0025		<0.0025	
2/20/2019									<0.0025
3/28/2019					<0.0025	<0.0025	<0.0025	<0.0025	
3/29/2019		<0.0025	<0.0025	<0.0025					
4/1/2019									<0.0025
9/12/2019								<0.0025	
9/13/2019				<0.0025					
9/16/2019		0.00028 (J)	<0.0025		<0.0025	<0.0025	<0.0025		
9/17/2019									<0.0025
2/13/2020		0.00031 (J)	<0.0025	<0.0025					
2/17/2020					<0.0025			<0.0025	
2/18/2020						<0.0025	<0.0025		
2/19/2020									0.00026 (J)
3/17/2020			<0.0025		<0.0025	<0.0025		<0.0025	
3/18/2020		0.00029 (J)		<0.0025			0.00018 (J)		
3/25/2020									<0.0025
9/14/2020		0.00051 (J)	<0.0025	<0.0025	<0.0025	<0.0025	<0.0025	<0.0025	<0.0025
2/9/2021		<0.0025	<0.0025	<0.0025	<0.0025	<0.0025	<0.0025	<0.0025	<0.0025
3/30/2021		0.00025 (J)	<0.0025	<0.0025					
3/31/2021						<0.0025	<0.0025	<0.0025	<0.0025
4/7/2021					<0.0025				
8/17/2021		0.00029 (J)	<0.0025		<0.0025		<0.0025		
8/18/2021				<0.0025		<0.0025		<0.0025	
8/19/2021									<0.0025

Time Series

Constituent: Beryllium (mg/L) Analysis Run 9/20/2023 2:38 PM View: Time Series & Box Plot
Plant Scherer Client: Southern Company Data: Scherer AP

	PZ-69I	SGWA-1 (bg)	SGWA-2 (bg)	SGWA-24 (bg)	SGWA-25 (bg)	SGWA-3 (bg)	SGWA-4 (bg)	SGWA-5 (bg)	SGWC-10
2/9/2022		<0.0025	<0.0025		<0.0025	<0.0025	<0.0025	<0.0025	
2/10/2022	<0.0025			<0.0025					
2/11/2022									<0.0025
8/17/2022		0.00027 (J)	<0.0025						
8/18/2022				<0.0025	<0.0025	<0.0025	<0.0025	<0.0025	
8/19/2022									<0.0025
8/24/2022	<0.0025								
2/21/2023		0.00036 (J)				<0.0025		<0.0025	
2/22/2023			<0.0025				<0.0025		<0.0025
2/23/2023				<0.0025	<0.0025				
2/24/2023	<0.0025								
8/1/2023		0.00031 (J)	<0.0025					<0.0025	
8/2/2023	<0.0025								
8/7/2023						<0.0025	<0.0025		<0.0025
8/8/2023				<0.0025	<0.0025				

Time Series

Constituent: Beryllium (mg/L) Analysis Run 9/20/2023 2:38 PM View: Time Series & Box Plot

Plant Scherer Client: Southern Company Data: Scherer AP

	SGWC-11	SGWC-12	SGWC-13	SGWC-14	SGWC-15	SGWC-16	SGWC-17	SGWC-18	SGWC-19
5/11/2016	<0.0025	<0.0025							
5/12/2016			<0.0025	<0.0025	<0.0025	<0.0025	<0.0025		
5/13/2016								<0.0025	<0.0025
6/28/2016	<0.0025	<0.0025	<0.0025	<0.0025	0.0003 (J)	<0.0025			
6/29/2016							<0.0025		0.0002 (J)
6/30/2016								0.0003 (J)	
8/17/2016	<0.0025								
8/18/2016		<0.0025	<0.0025	<0.0025	0.00037 (J)	<0.0025	<0.0025		
8/22/2016								<0.0025	<0.0025
10/17/2016	<0.0025	<0.0025	<0.0025	<0.0025					
10/18/2016					<0.0025	<0.0025			<0.0025
10/19/2016							<0.0025	<0.0025	
12/6/2016	<0.0025	<0.0025	<0.0025						
12/7/2016				<0.0025	<0.0025	<0.0025	<0.0025	<0.0025	
12/8/2016									<0.0025
2/15/2017	<0.0025	<0.0025	<0.0025	<0.0025	0.00037 (J)		<0.0025		
2/16/2017						<0.0025		<0.0025	<0.0025
4/12/2017	<0.0025	<0.0025	<0.0025	<0.0025	0.00035 (J)				
4/13/2017						<0.0025	<0.0025	<0.0025	<0.0025
6/27/2017	<0.0025	<0.0025	<0.0025	<0.0025	0.0004 (J)	<0.0025	<0.0025		
6/28/2017								<0.0025	<0.0025
3/27/2018	<0.0025	<0.0025	<0.0025	<0.0025	0.00041 (J)	<0.0025	<0.0025		
3/28/2018								0.00036 (J)	<0.0025
6/6/2018	<0.0025	<0.0025							
6/7/2018			<0.0025	<0.0025	0.00038 (J)	<0.0025	<0.0025		
6/8/2018								0.00035 (J)	<0.0025
10/8/2018		<0.0025	<0.0025	<0.0025		<0.0025	<0.0025		
10/9/2018									<0.0025
10/16/2018	<0.0025				0.0004 (J)				
10/18/2018								<0.0025	
2/20/2019	<0.0025	<0.0025	<0.0025	<0.0025	0.00042 (J)	<0.0025	<0.0025	0.00033 (J)	0.00016 (J)
4/1/2019	<0.0025	<0.0025	<0.0025	<0.0025	0.00034 (J)				
4/2/2019						<0.0025	<0.0025	<0.0025	<0.0025
9/16/2019	<0.0025	<0.0025							
9/17/2019			<0.0025	<0.0025	0.00046 (J)	<0.0025	<0.0025	0.00035 (J)	<0.0025
2/18/2020	<0.0025								
2/19/2020		<0.0025	<0.0025	<0.0025	0.00045 (J)	<0.0025	<0.0025		<0.0025
2/20/2020								0.00049 (J)	
3/23/2020									<0.0025
3/24/2020							<0.0025		
3/25/2020	<0.0025								
3/26/2020		<0.0025						0.00033 (J)	
3/27/2020			<0.0025	0.00053 (J)	0.00059 (J)	<0.0025			
9/14/2020	<0.0025	<0.0025	<0.0025						
9/15/2020				0.0002 (J)	0.00053 (J)	<0.0025	<0.0025	0.0003 (J)	0.00018 (J)
2/9/2021	<0.0025	<0.0025	<0.0025	<0.0025	0.00044 (J)	<0.0025			
2/10/2021							0.00028 (J)	0.00036 (J)	0.00019 (J)
3/30/2021								0.00025 (J)	0.00018 (J)
3/31/2021					0.00045 (J)				
4/1/2021						<0.0025	<0.0025		
4/6/2021				<0.0025					
4/7/2021	<0.0025	<0.0025	<0.0025						

Time Series

Constituent: Beryllium (mg/L) Analysis Run 9/20/2023 2:38 PM View: Time Series & Box Plot
Plant Scherer Client: Southern Company Data: Scherer AP

	SGWC-11	SGWC-12	SGWC-13	SGWC-14	SGWC-15	SGWC-16	SGWC-17	SGWC-18	SGWC-19
8/18/2021							<0.0025	0.00035 (J)	
8/19/2021	<0.0025		<0.0025	<0.0025	0.00033 (J)	<0.0025			<0.0025
8/20/2021		<0.0025							
2/10/2022	<0.0025	<0.0025				<0.0025		<0.0025	
2/11/2022			<0.0025		0.0004 (J)		<0.0025		<0.0025
2/14/2022				<0.0025					
8/18/2022	<0.0025	<0.0025	<0.0025						
8/19/2022				<0.0025	0.00039 (J)				
8/22/2022									<0.0025
8/23/2022								<0.0025	
8/31/2022						<0.0025	<0.0025		
2/22/2023	<0.0025						<0.0025	<0.0025	<0.0025
2/23/2023		<0.0025	<0.0025	<0.0025	0.00038 (J)	<0.0025			
8/2/2023	<0.0025		<0.0025						
8/7/2023		<0.0025			0.00046 (J)		<0.0025	0.0002 (J)	<0.0025
8/8/2023				<0.0025		<0.0025			

Time Series

Constituent: Beryllium (mg/L) Analysis Run 9/20/2023 2:38 PM View: Time Series & Box Plot

Plant Scherer Client: Southern Company Data: Scherer AP

	SGWC-20	SGWC-21	SGWC-22	SGWC-23	SGWC-6	SGWC-7	SGWC-8	SGWC-9
5/11/2016					<0.0025	<0.0025	<0.0025	<0.0025
5/12/2016	0.000742 (J)	<0.0025	<0.0025	<0.0025				
6/27/2016					<0.0025	<0.0025	<0.0025	
6/29/2016	0.0007 (J)	<0.0025	<0.0025	<0.0025				<0.0025
8/17/2016					<0.0025	<0.0025	<0.0025	
8/19/2016			<0.0025	<0.0025				
8/22/2016	0.00074 (J)	<0.0025						<0.0025
10/17/2016					<0.0025		<0.0025	
10/18/2016	0.00075 (J)	<0.0025	<0.0025	<0.0025		<0.0025		<0.0025
12/6/2016					<0.0025	<0.0025	<0.0025	
12/7/2016		<0.0025	<0.0025	<0.0025				<0.0025
12/8/2016	0.00093 (J)							
2/14/2017					<0.0025	<0.0025	<0.0025	
2/15/2017				<0.0025				
2/16/2017	0.00091 (J)	<0.0025	<0.0025					<0.0025
4/12/2017					<0.0025	<0.0025	<0.0025	
4/13/2017	0.00065 (J)	<0.0025	<0.0025	<0.0025				<0.0025
6/27/2017					<0.0025	<0.0025	<0.0025	<0.0025
6/28/2017	0.00073 (J)	<0.0025	<0.0025	<0.0025				
3/27/2018				<0.0025	<0.0025	<0.0025	<0.0025	
3/28/2018	0.00079 (J)	<0.0025	<0.0025					<0.0025
6/6/2018					<0.0025	<0.0025	<0.0025	<0.0025
6/7/2018	0.00086 (J)	<0.0025	<0.0025	<0.0025				
10/8/2018		<0.0025	<0.0025	<0.0025	<0.0025			
10/9/2018						<0.0025	<0.0025	<0.0025
10/18/2018	0.00079 (J)							
2/19/2019			<0.0025	<0.0025				
2/20/2019	0.00077 (J)	<0.0025			<0.0025	<0.0025	<0.0025	<0.0025
4/1/2019						<0.0025	<0.0025	<0.0025
4/2/2019	0.00043 (J)	<0.0025	<0.0025	<0.0025	<0.0025			
9/16/2019					<0.0025			<0.0025
9/17/2019	0.00057 (J)	<0.0025				<0.0025	0.00019 (J)	
9/18/2019			<0.0025	<0.0025				
2/18/2020	0.00052 (J)	<0.0025	<0.0025	<0.0025	<0.0025	<0.0025	<0.0025	
2/19/2020								<0.0025
3/23/2020	0.00077 (J)	<0.0025						
3/24/2020			<0.0025	<0.0025				
3/25/2020					0.0002 (J)		0.0003 (J)	<0.0025
3/26/2020						<0.0025		
9/14/2020					<0.0025	<0.0025	<0.0025	<0.0025
9/15/2020	0.00078 (J)	<0.0025	0.00033 (J)	<0.0025				
2/9/2021					<0.0025	<0.0025	<0.0025	<0.0025
2/10/2021	0.0009 (J)	<0.0025	<0.0025	<0.0025				
3/30/2021	0.00058 (J)	<0.0025						
3/31/2021			<0.0025	<0.0025				<0.0025
4/1/2021					<0.0025	<0.0025	<0.0025	
8/18/2021		<0.0025	<0.0025	<0.0025	<0.0025	<0.0025	<0.0025	
8/19/2021	0.00091 (J)							<0.0025
2/9/2022					<0.0025	<0.0025		
2/10/2022			<0.0025	<0.0025			<0.0025	<0.0025
2/11/2022	0.00074 (J)	<0.0025						
8/18/2022						<0.0025	<0.0025	<0.0025

Time Series

Constituent: Beryllium (mg/L) Analysis Run 9/20/2023 2:38 PM View: Time Series & Box Plot
Plant Scherer Client: Southern Company Data: Scherer AP

	SGWC-20	SGWC-21	SGWC-22	SGWC-23	SGWC-6	SGWC-7	SGWC-8	SGWC-9
8/19/2022					<0.0025			
8/22/2022	0.00062 (J)	<0.0025	<0.0025	<0.0025				
2/22/2023	0.00044 (J)				<0.0025	<0.0025	<0.0025	<0.0025
2/23/2023		<0.0025	<0.0025	<0.0025				
8/1/2023					<0.0025			
8/7/2023	0.00052 (J)		<0.0025					<0.0025
8/8/2023		<0.0025		<0.0025		<0.0025	<0.0025	

Time Series

Constituent: Boron, total (mg/L) Analysis Run 9/20/2023 2:38 PM View: Time Series & Box Plot
 Plant Scherer Client: Southern Company Data: Scherer AP

	PZ-13S	PZ-14S	PZ-17I	PZ-39S	PZ-40I	PZ-41S	PZ-42I	PZ-43S	PZ-44I
10/16/2018									<0.08
10/17/2018				<0.08					
10/18/2018			0.067		3.8	3.5	2.6	0.82	
2/13/2020						3.4			
4/5/2021						3.2			
8/19/2021						2.2			
2/8/2022	<0.08	<0.08							
2/9/2022			0.16	<0.08		3.2	2.7	0.9	<0.08
2/10/2022					4.1				
8/22/2022							2.7		
8/23/2022		<0.08		<0.08	4.8				
8/24/2022	<0.08		0.2			3.2		1.1	0.083
2/23/2023	<0.08	<0.08	0.2			3.8	3		
2/24/2023				0.51	4.2			1.1	
2/28/2023									<0.08
8/1/2023		0.031 (J)	0.2		4.9				
8/2/2023	<0.08			<0.08		3.5	2.9	1	0.037 (J)

Time Series

Constituent: Boron, total (mg/L) Analysis Run 9/20/2023 2:38 PM View: Time Series & Box Plot

Plant Scherer Client: Southern Company Data: Scherer AP

	PZ-69I	SGWA-1 (bg)	SGWA-2 (bg)	SGWA-24 (bg)	SGWA-25 (bg)	SGWA-3 (bg)	SGWA-4 (bg)	SGWA-5 (bg)	SGWC-10
5/10/2016		<0.08	<0.08	<0.08	<0.08	<0.08		<0.08	
5/11/2016							<0.08		0.0275 (J)
6/23/2016		<0.08	<0.08	<0.08				<0.08	
6/24/2016						0.0109 (J)	0.0067 (J)		
6/27/2016					0.0052 (J)				
6/28/2016									0.035 (J)
8/16/2016		<0.08	<0.08	<0.08		<0.08		<0.08	
8/17/2016					<0.08		<0.08		0.028 (J)
10/13/2016		<0.08		<0.08					
10/14/2016			<0.08		<0.08	<0.08		<0.08	
10/17/2016							<0.08		0.032 (J)
12/5/2016				<0.08					
12/6/2016		<0.08	<0.08		<0.08	<0.08	<0.08	<0.08	<0.05
2/14/2017		<0.08	<0.08	<0.08	<0.08	<0.08	<0.08	<0.08	
2/15/2017									0.035 (J)
4/10/2017				<0.08					
4/11/2017		<0.08	<0.08		<0.08	<0.08	<0.08	<0.08	
4/12/2017									0.052
6/26/2017		<0.08	<0.08	<0.08		<0.08	<0.08	<0.08	
6/27/2017					<0.08				<0.05
10/10/2017		<0.08	<0.08	<0.08					
10/11/2017					<0.08	<0.08	<0.08	<0.08	
10/12/2017									0.049 (J)
6/5/2018		<0.08	<0.08	<0.08	<0.08			<0.08	
6/6/2018						<0.08	<0.08		0.07
12/13/2018		<0.08	<0.08	<0.08	<0.08	<0.08	<0.08	<0.08	
12/17/2018									0.098
3/28/2019					<0.08	<0.08	<0.08	<0.08	
3/29/2019		<0.08	<0.08	<0.08					
4/1/2019									0.16
9/12/2019								<0.08	
9/13/2019				<0.08					
9/16/2019		0.13	0.089		<0.08	0.05	<0.08		
9/17/2019									0.077
3/17/2020			<0.08		<0.08	<0.08		<0.08	
3/18/2020		<0.08		<0.08			<0.08		
3/25/2020									0.12
9/14/2020		<0.08	<0.08	<0.08	<0.08	<0.08	<0.08	<0.08	0.082
3/30/2021		0.041 (J)	0.045 (J)	0.072 (J)					
3/31/2021						<0.08	<0.08	<0.08	0.15
4/7/2021					<0.08				
8/17/2021		<0.08	<0.08		<0.08		<0.08		
8/18/2021				<0.08		<0.08		<0.08	
8/19/2021									0.091
2/9/2022		<0.08	<0.08		<0.08	<0.08	<0.08	<0.08	
2/10/2022	0.44			<0.08					
2/11/2022									0.09
8/17/2022		<0.08	<0.08						
8/18/2022				<0.08	<0.08	0.072 (J)	<0.08	<0.08	
8/19/2022									0.083
8/24/2022	0.43								
2/21/2023		<0.08				<0.08		<0.08	

Time Series

Constituent: Boron, total (mg/L) Analysis Run 9/20/2023 2:38 PM View: Time Series & Box Plot
Plant Scherer Client: Southern Company Data: Scherer AP

	PZ-69I	SGWA-1 (bg)	SGWA-2 (bg)	SGWA-24 (bg)	SGWA-25 (bg)	SGWA-3 (bg)	SGWA-4 (bg)	SGWA-5 (bg)	SGWC-10
2/22/2023			<0.08				<0.08		0.28
2/23/2023				0.18	0.1				
2/24/2023	0.76								
8/1/2023		0.029 (J)	0.044 (J)					0.057 (J)	
8/2/2023	0.47								
8/7/2023						<0.08	<0.08		0.19
8/8/2023				<0.08	<0.08				

Time Series

Constituent: Boron, total (mg/L) Analysis Run 9/20/2023 2:38 PM View: Time Series & Box Plot

Plant Scherer Client: Southern Company Data: Scherer AP

	SGWC-11	SGWC-12	SGWC-13	SGWC-14	SGWC-15	SGWC-16	SGWC-17	SGWC-18	SGWC-19
5/11/2016	0.242	<0.08							
5/12/2016			0.599	1.38	1.57	0.562	0.195		
5/13/2016								3.71	1.87
6/28/2016	0.245	0.0054 (J)	0.52	1.29	1.36	0.546			
6/29/2016							0.198 (J)		1.67
6/30/2016								3.8	
8/17/2016	0.26								
8/18/2016		<0.08	0.51	1.3	1.5	0.54	0.24		
8/22/2016								3.3	1.7
10/17/2016	0.25	<0.08	0.58	1.6					
10/18/2016					1.9	0.55			2.1
10/19/2016							0.37	4.5	
12/6/2016	0.27	<0.08	0.5						
12/7/2016				1.5	1.5	0.56	0.4	4.8	
12/8/2016									1.7
2/15/2017	0.28	<0.08	0.5	1.5	1.5		0.38		
2/16/2017						0.58		3.9	2.3
4/12/2017	0.29	<0.08	0.47	1.4	1.7				
4/13/2017						0.56	0.34	3.8	1.9
6/27/2017	0.29	<0.08	0.51	1.6	1.7	0.56	0.33		
6/28/2017								3.6	1.9
10/11/2017	0.31	<0.08	0.49	1.5					
10/12/2017					1.6	0.57	0.47	3.9	1.9
6/6/2018	0.37	<0.08							
6/7/2018			0.45	1.6	1.7	0.59	0.35		
6/8/2018								4.3	1.8
10/16/2018	0.35				1.5				
10/18/2018								4.9	
12/14/2018		<0.08	0.47	1.4			0.44		
12/17/2018						0.55			1.8
4/1/2019	0.46	<0.08	0.57	1.7	1.6				
4/2/2019						0.53	0.32	5.3	2
9/16/2019	0.39	<0.08							
9/17/2019			0.43	1.4	1.4	0.55	0.43	5	1.8
3/23/2020									1.7
3/24/2020							0.37		
3/25/2020	0.45								
3/26/2020		<0.08						6	
3/27/2020			0.49	1.5	1.4	0.59			
9/14/2020	0.43	<0.08	0.49						
9/15/2020				1.5	1.4	0.57	0.38	6.2	1.9
3/30/2021								6.4	1.9
3/31/2021					1.4				
4/1/2021						0.55	0.31		
4/6/2021				1.6					
4/7/2021	0.68	<0.08	0.59						
8/18/2021							0.32	6.6	
8/19/2021	0.54		0.59	1.7	1.6	0.72			2.1
8/20/2021		0.043 (J)							
2/10/2022	0.53	<0.08				0.63		6.4	
2/11/2022			0.48		1.2		0.27		1.7
2/14/2022				1.5					

Time Series

Constituent: Boron, total (mg/L) Analysis Run 9/20/2023 2:38 PM View: Time Series & Box Plot
Plant Scherer Client: Southern Company Data: Scherer AP

	SGWC-11	SGWC-12	SGWC-13	SGWC-14	SGWC-15	SGWC-16	SGWC-17	SGWC-18	SGWC-19
8/18/2022	0.57	0.061 (J)	0.55						
8/19/2022				1.4	1.3				
8/22/2022									1.7
8/23/2022								6.8	
8/31/2022						0.67	0.31		
2/22/2023	0.75						0.34	8.1	2
2/23/2023		0.079 (J)	0.69	1.7	2.2	0.87			
8/2/2023	0.57		0.64						
8/7/2023		0.024 (J)			1.4		0.3	6.6	1.9
8/8/2023				1.6		0.73			

Time Series

Constituent: Boron, total (mg/L) Analysis Run 9/20/2023 2:38 PM View: Time Series & Box Plot

Plant Scherer Client: Southern Company Data: Scherer AP

	SGWC-20	SGWC-21	SGWC-22	SGWC-23	SGWC-6	SGWC-7	SGWC-8	SGWC-9
5/11/2016					<0.08	0.0359 (J)	0.0678 (J)	1.54
5/12/2016	1.99	1.4	0.411	0.691				
6/27/2016					0.0051 (J)	0.0354 (J)	0.0767 (J)	
6/29/2016	1.88	1.25	0.373 (J)	0.557				1.52
8/17/2016					<0.08	0.039 (J)	0.067	
8/19/2016			0.37	0.58				
8/22/2016	2	1.3						1.6
10/17/2016					<0.08		0.059	
10/18/2016	2.5	1.7	0.41	0.68		0.039 (J)		2.4
12/6/2016					<0.08	0.03 (J)	0.054	
12/7/2016		1.3	0.36	0.6				1.6
12/8/2016	1.9							
2/14/2017					<0.08	0.031 (J)	0.063	
2/15/2017				0.82				
2/16/2017	2.3	1.4	0.38 (J)					1.6
4/12/2017					<0.08	0.039 (J)	0.068	
4/13/2017	2	1.4	0.4	0.54				1.7
6/27/2017					<0.08	0.028 (J)	0.067	1.8
6/28/2017	2.3	1.4	0.35	0.59				
10/11/2017					<0.08	0.026 (J)		
10/12/2017	2.6	1.4	0.4	0.54			0.075	1.8
6/6/2018					<0.08	<0.08	0.059	1.8
6/7/2018	2.1	1.4	0.41	0.71				
10/18/2018	2.3							
12/14/2018					<0.08	<0.08	0.064	
12/17/2018		1.2	0.4	0.6				1.6
4/1/2019						0.025 (J)	0.076	1.7
4/2/2019	2	1.2	0.44	0.52	<0.08			
9/16/2019					0.04 (J)			1.6
9/17/2019	1.8	1.1				<0.08	0.11	
9/18/2019			0.52	0.54				
3/23/2020	1.9	0.83						
3/24/2020			0.34	0.55				
3/25/2020					<0.08		0.089	1.6
3/26/2020						0.055 (J)		
9/14/2020					<0.08	<0.08	0.1	1.7
9/15/2020	1.8	1.2	0.5	0.38				
3/30/2021	1.6	1.1						
3/31/2021			0.47	0.51				1.5
4/1/2021					<0.08	0.069 (J)	0.14	
8/18/2021		1.1	0.44	0.42	<0.08	0.047 (J)	0.14	
8/19/2021	1.9							1.5
2/9/2022					<0.08	<0.08		
2/10/2022			0.54	0.45			0.16	1.3
2/11/2022	1.5	1						
8/18/2022						0.1	0.14	1.4
8/19/2022					<0.08			
8/22/2022	1.6	1.2	0.57	0.46				
2/22/2023	1.7				<0.08	0.064 (J)	0.11	1.6
2/23/2023		1.3	0.63	0.81				
8/1/2023					0.037 (J)			
8/7/2023	1.8		0.52					1.6

Time Series

Constituent: Boron, total (mg/L) Analysis Run 9/20/2023 2:38 PM View: Time Series & Box Plot
Plant Scherer Client: Southern Company Data: Scherer AP

	SGWC-20	SGWC-21	SGWC-22	SGWC-23	SGWC-6	SGWC-7	SGWC-8	SGWC-9
8/8/2023		1.2		0.41		<0.08	0.046 (J)	

Time Series

Constituent: Cadmium (mg/L) Analysis Run 9/20/2023 2:38 PM View: Time Series & Box Plot
Plant Scherer Client: Southern Company Data: Scherer AP

	PZ-13S	PZ-14S	PZ-17I	PZ-39S	PZ-40I	PZ-41S	PZ-42I	PZ-43S	PZ-44I
2/8/2022	<0.0025	<0.0025							
2/9/2022			<0.0025	<0.0025		<0.0025	<0.0025	<0.0025	<0.0025
2/10/2022					<0.0025				
8/22/2022							<0.0025		
8/23/2022		<0.0025		<0.0025	<0.0025				
8/24/2022	<0.0025		<0.0025			<0.0025		<0.0025	<0.0025
2/23/2023	<0.0025	<0.0025	<0.0025			<0.0025	<0.0025		
2/24/2023				<0.0025	<0.0025			<0.0025	
2/28/2023									<0.0025
8/1/2023		<0.0025	<0.0025		<0.0025				
8/2/2023	<0.0025			<0.0025		<0.0025	<0.0025	<0.0025	<0.0025

Time Series

Constituent: Cadmium (mg/L) Analysis Run 9/20/2023 2:38 PM View: Time Series & Box Plot

Plant Scherer Client: Southern Company Data: Scherer AP

	PZ-69I	SGWA-1 (bg)	SGWA-2 (bg)	SGWA-24 (bg)	SGWA-25 (bg)	SGWA-3 (bg)	SGWA-4 (bg)	SGWA-5 (bg)	SGWC-10
5/10/2016		0.000156 (J)	<0.0025	<0.0025	<0.0025	<0.0025		<0.0025	
5/11/2016							<0.0025		<0.0025
6/23/2016		<0.0025	<0.0025	<0.0025				<0.0025	
6/24/2016						<0.0025	<0.0025		
6/27/2016					<0.0025				
6/28/2016									<0.0025
8/16/2016		<0.0025	<0.0025	<0.0025		<0.0025		<0.0025	
8/17/2016					<0.0025		<0.0025		<0.0025
10/13/2016		<0.0025		<0.0025					
10/14/2016			<0.0025		<0.0025	<0.0025		<0.0025	
10/17/2016							<0.0025		<0.0025
12/5/2016				<0.0025					
12/6/2016		<0.0025	<0.0025		<0.0025	<0.0025	<0.0025	<0.0025	<0.0025
2/14/2017		<0.0025	<0.0025	<0.0025	<0.0025	<0.0025	<0.0025	<0.0025	
2/15/2017									<0.0025
4/10/2017				<0.0025					
4/11/2017		<0.0025	<0.0025		<0.0025	<0.0025	<0.0025	0.0011 (J)	
4/12/2017									<0.0025
6/26/2017		<0.0025	<0.0025	<0.0025		<0.0025	<0.0025	<0.0025	
6/27/2017					<0.0025				<0.0025
3/26/2018		<0.0025	<0.0025	<0.0025		<0.0025			
3/27/2018					<0.0025	<0.0025	<0.0025	<0.0025	<0.0025
10/5/2018		<0.0025	<0.0025	<0.0025		<0.0025		<0.0025	
10/8/2018					<0.0025	<0.0025	<0.0025	<0.0025	
10/9/2018									<0.0025
2/18/2019		<0.0025	<0.0025			<0.0025	<0.0025		
2/19/2019				<0.0025	<0.0025	<0.0025		<0.0025	
2/20/2019									<0.0025
3/28/2019					<0.0025	<0.0025	<0.0025	<0.0025	
3/29/2019		<0.0025	<0.0025	<0.0025					
4/1/2019									<0.0025
9/12/2019								<0.0025	
9/13/2019				<0.0025					
9/16/2019		<0.0025	<0.0025		<0.0025	<0.0025	<0.0025		
9/17/2019									<0.0025
2/13/2020		<0.0025	<0.0025	<0.0025					
2/17/2020					<0.0025			<0.0025	
2/18/2020						<0.0025	<0.0025		
2/19/2020									<0.0025
3/17/2020			<0.0025		<0.0025	<0.0025		<0.0025	
3/18/2020		<0.0025		<0.0025			<0.0025		
3/25/2020									<0.0025
9/14/2020		<0.0025	<0.0025	<0.0025	<0.0025	<0.0025	<0.0025	<0.0025	<0.0025
2/9/2021		<0.0025	<0.0025	<0.0025	<0.0025	<0.0025	<0.0025	<0.0025	<0.0025
3/30/2021		<0.0025	<0.0025	<0.0025					
3/31/2021						<0.0025	<0.0025	<0.0025	<0.0025
4/7/2021					<0.0025				
8/17/2021		<0.0025	<0.0025		<0.0025		<0.0025		
8/18/2021				<0.0025		<0.0025		<0.0025	
8/19/2021									<0.0025
2/9/2022		<0.0025	<0.0025		<0.0025	<0.0025	<0.0025	<0.0025	
2/10/2022	<0.0025			<0.0025					

Time Series

Constituent: Cadmium (mg/L) Analysis Run 9/20/2023 2:38 PM View: Time Series & Box Plot
Plant Scherer Client: Southern Company Data: Scherer AP

Date	PZ-69I	SGWA-1 (bg)	SGWA-2 (bg)	SGWA-24 (bg)	SGWA-25 (bg)	SGWA-3 (bg)	SGWA-4 (bg)	SGWA-5 (bg)	SGWC-10
2/11/2022									<0.0025
8/17/2022		<0.0025	<0.0025						
8/18/2022				<0.0025	<0.0025	<0.0025	<0.0025	<0.0025	
8/19/2022									<0.0025
8/24/2022	<0.0025								
2/21/2023		<0.0025				<0.0025		<0.0025	
2/22/2023			<0.0025				<0.0025		<0.0025
2/23/2023				<0.0025	<0.0025				
2/24/2023	<0.0025								
8/1/2023		<0.0025	<0.0025					<0.0025	
8/2/2023	<0.0025								
8/7/2023						<0.0025	<0.0025		<0.0025
8/8/2023				<0.0025	<0.0025				

Time Series

Constituent: Cadmium (mg/L) Analysis Run 9/20/2023 2:38 PM View: Time Series & Box Plot
 Plant Scherer Client: Southern Company Data: Scherer AP

	SGWC-11	SGWC-12	SGWC-13	SGWC-14	SGWC-15	SGWC-16	SGWC-17	SGWC-18	SGWC-19
5/11/2016	<0.0025	<0.0025							
5/12/2016			<0.0025	0.000136 (J)	0.000265 (J)	<0.0025	<0.0025		
5/13/2016								0.00016 (J)	<0.0025
6/28/2016	<0.0025	<0.0025	<0.0025	<0.0025	0.0003 (J)	<0.0025			
6/29/2016							<0.0025		<0.0025
6/30/2016								0.0002 (J)	
8/17/2016	<0.0025								
8/18/2016		<0.0025	<0.0025	<0.0025	<0.0025	<0.0025	<0.0025		
8/22/2016								<0.0025	<0.0025
10/17/2016	<0.0025	<0.0025	<0.0025	<0.0025					
10/18/2016					<0.0025	<0.0025			<0.0025
10/19/2016							<0.0025	<0.0025	
12/6/2016	<0.0025	<0.0025	<0.0025						
12/7/2016				<0.0025	<0.0025	<0.0025	<0.0025	<0.0025	
12/8/2016									<0.0025
2/15/2017	<0.0025	<0.0025	<0.0025	<0.0025	0.00044 (J)		<0.0025		
2/16/2017						<0.0025		<0.0025	0.00036 (J)
4/12/2017	<0.0025	<0.0025	<0.0025	<0.0025	<0.0025				
4/13/2017						<0.0025	<0.0025	<0.0025	<0.0025
6/27/2017	<0.0025	<0.0025	<0.0025	<0.0025	<0.0025	<0.0025	<0.0025		
6/28/2017								<0.0025	<0.0025
3/27/2018	<0.0025	<0.0025	<0.0025	<0.0025	<0.0025	<0.0025	<0.0025		
3/28/2018								<0.0025	<0.0025
10/8/2018		<0.0025	<0.0025	<0.0025		<0.0025	<0.0025		
10/9/2018									<0.0025
10/16/2018	<0.0025				<0.0025				
10/18/2018								<0.0025	
2/20/2019	<0.0025	<0.0025	<0.0025	<0.0025	0.00033 (J)	<0.0025	<0.0025	0.00023 (J)	<0.0025
4/1/2019	<0.0025	<0.0025	<0.0025	<0.0025	<0.0025				
4/2/2019						<0.0025	<0.0025	<0.0025	<0.0025
9/16/2019	<0.0025	<0.0025							
9/17/2019			<0.0025	<0.0025	0.00034 (J)	<0.0025	<0.0025	0.00018 (J)	<0.0025
2/18/2020	<0.0025								
2/19/2020		<0.0025	<0.0025	<0.0025	0.0003 (J)	<0.0025	<0.0025		<0.0025
2/20/2020								0.00032 (J)	
3/23/2020									<0.0025
3/24/2020							<0.0025		
3/25/2020	<0.0025								
3/26/2020		<0.0025						<0.0025	
3/27/2020			<0.0025	0.00057 (J)	0.00042 (J)	<0.0025			
9/14/2020	<0.0025	<0.0025	<0.0025						
9/15/2020				<0.0025	0.00032 (J)	<0.0025	<0.0025	<0.0025	<0.0025
2/9/2021	<0.0025	<0.0025	<0.0025	<0.0025	0.0003 (J)	<0.0025			
2/10/2021							<0.0025	0.00035 (J)	<0.0025
3/30/2021								<0.0025	<0.0025
3/31/2021					0.00027 (J)				
4/1/2021						<0.0025	<0.0025		
4/6/2021				<0.0025					
4/7/2021	<0.0025	<0.0025	<0.0025						
8/18/2021							<0.0025	<0.0025	
8/19/2021	0.00022 (J)		<0.0025	<0.0025	0.00026 (J)	<0.0025			<0.0025
8/20/2021		<0.0025							

Time Series

Constituent: Cadmium (mg/L) Analysis Run 9/20/2023 2:38 PM View: Time Series & Box Plot
Plant Scherer Client: Southern Company Data: Scherer AP

	SGWC-11	SGWC-12	SGWC-13	SGWC-14	SGWC-15	SGWC-16	SGWC-17	SGWC-18	SGWC-19
2/10/2022	<0.0025	<0.0025				<0.0025		<0.0025	
2/11/2022			<0.0025		0.00024 (J)		<0.0025		<0.0025
2/14/2022				<0.0025					
8/18/2022	<0.0025	<0.0025	<0.0025						
8/19/2022				<0.0025	0.00024 (J)				
8/22/2022									<0.0025
8/23/2022								<0.0025	
8/31/2022						<0.0025	<0.0025		
2/22/2023	<0.0025						<0.0025	<0.0025	<0.0025
2/23/2023		<0.0025	<0.0025	<0.0025	0.00023 (J)	<0.0025			
8/2/2023	<0.0025		<0.0025						
8/7/2023		<0.0025			0.00046 (J)		<0.0025	0.00024 (J)	0.0001 (J)
8/8/2023				0.00011 (J)		<0.0025			

Time Series

Constituent: Cadmium (mg/L) Analysis Run 9/20/2023 2:38 PM View: Time Series & Box Plot

Plant Scherer Client: Southern Company Data: Scherer AP

	SGWC-20	SGWC-21	SGWC-22	SGWC-23	SGWC-6	SGWC-7	SGWC-8	SGWC-9
5/11/2016					<0.0025	<0.0025	<0.0025	<0.0025
5/12/2016	0.000108 (J)	<0.0025	<0.0025	<0.0025				
6/27/2016					<0.0025	<0.0025	<0.0025	
6/29/2016	0.0001 (J)	<0.0025	<0.0025	<0.0025				<0.0025
8/17/2016					<0.0025	<0.0025	<0.0025	
8/19/2016			<0.0025	<0.0025				
8/22/2016	<0.0025	<0.0025						<0.0025
10/17/2016					<0.0025		<0.0025	
10/18/2016	<0.0025	<0.0025	<0.0025	<0.0025		<0.0025		<0.0025
12/6/2016					<0.0025	<0.0025	<0.0025	
12/7/2016		<0.0025	<0.0025	<0.0025				<0.0025
12/8/2016	<0.0025							
2/14/2017					<0.0025	<0.0025	<0.0025	
2/15/2017				<0.0025				
2/16/2017	<0.0025	0.00039 (J)	<0.0025					<0.0025
4/12/2017					<0.0025	<0.0025	<0.0025	
4/13/2017	<0.0025	<0.0025	<0.0025	<0.0025				<0.0025
6/27/2017					<0.0025	<0.0025	<0.0025	<0.0025
6/28/2017	<0.0025	<0.0025	<0.0025	<0.0025				
3/27/2018				<0.0025	<0.0025	<0.0025	<0.0025	
3/28/2018	<0.0025	<0.0025	<0.0025	<0.0025				<0.0025
10/8/2018		<0.0025	<0.0025	<0.0025	<0.0025			
10/9/2018						<0.0025	<0.0025	<0.0025
10/18/2018	<0.0025							
2/19/2019			<0.0025	<0.0025				
2/20/2019	<0.0025	<0.0025			<0.0025	<0.0025	<0.0025	<0.0025
4/1/2019						<0.0025	<0.0025	<0.0025
4/2/2019	<0.0025	<0.0025	<0.0025	<0.0025	<0.0025			
9/16/2019					<0.0025			<0.0025
9/17/2019	<0.0025	<0.0025				<0.0025	<0.0025	
9/18/2019			<0.0025	<0.0025				
2/18/2020	<0.0025	<0.0025	<0.0025	<0.0025	<0.0025	<0.0025	<0.0025	
2/19/2020								<0.0025
3/23/2020	<0.0025	<0.0025						
3/24/2020			<0.0025	<0.0025				
3/25/2020					0.00022 (J)		0.00031 (J)	<0.0025
3/26/2020						<0.0025		
9/14/2020					<0.0025	<0.0025	<0.0025	<0.0025
9/15/2020	<0.0025	<0.0025	<0.0025	<0.0025				
2/9/2021					<0.0025	<0.0025	<0.0025	<0.0025
2/10/2021	<0.0025	<0.0025	<0.0025	<0.0025				
3/30/2021	<0.0025	<0.0025						
3/31/2021			<0.0025	<0.0025				<0.0025
4/1/2021					<0.0025	<0.0025	<0.0025	
8/18/2021		<0.0025	<0.0025	<0.0025	<0.0025	<0.0025	<0.0025	
8/19/2021	<0.0025							<0.0025
2/9/2022					<0.0025	<0.0025		
2/10/2022			<0.0025	<0.0025			<0.0025	<0.0025
2/11/2022	<0.0025	<0.0025						
8/18/2022						<0.0025	<0.0025	<0.0025
8/19/2022					<0.0025			
8/22/2022	<0.0025	<0.0025	<0.0025	<0.0025				

Time Series

Constituent: Cadmium (mg/L) Analysis Run 9/20/2023 2:38 PM View: Time Series & Box Plot
Plant Scherer Client: Southern Company Data: Scherer AP

	SGWC-20	SGWC-21	SGWC-22	SGWC-23	SGWC-6	SGWC-7	SGWC-8	SGWC-9
2/22/2023	<0.0025							
2/23/2023		<0.0025	<0.0025	<0.0025	<0.0025	<0.0025	<0.0025	<0.0025
8/1/2023					<0.0025			
8/7/2023	0.00013 (J)		<0.0025					<0.0025
8/8/2023		<0.0025		<0.0025		<0.0025	<0.0025	

Time Series

Constituent: Calcium, total (mg/L) Analysis Run 9/20/2023 2:38 PM View: Time Series & Box Plot
Plant Scherer Client: Southern Company Data: Scherer AP

	PZ-13S	PZ-14S	PZ-17I	PZ-39S	PZ-40I	PZ-41S	PZ-42I	PZ-43S	PZ-44I
10/16/2018									21
10/17/2018				22					
10/18/2018			33		120	120	64	44	
2/8/2022	4.7	4							
2/9/2022			35	22		120	68	54	20
2/10/2022					150				
8/22/2022							64		
8/23/2022		4.6		24	150				
8/24/2022	5		35			120		54	21
2/23/2023	4.2	4.6	38			140	70		
2/24/2023				26	150			61	
2/28/2023									21
8/1/2023		4.3	35		150				
8/2/2023	4.9			24		130	66	50	20

Time Series

Constituent: Calcium, total (mg/L) Analysis Run 9/20/2023 2:38 PM View: Time Series & Box Plot

Plant Scherer Client: Southern Company Data: Scherer AP

	PZ-69I	SGWA-1 (bg)	SGWA-2 (bg)	SGWA-24 (bg)	SGWA-25 (bg)	SGWA-3 (bg)	SGWA-4 (bg)	SGWA-5 (bg)	SGWC-10
5/10/2016		3	10.1	12.3	11.4	6.22		2.64	
5/11/2016							14.4		4.14
6/23/2016		2.42	8.45	11.3				1.65	
6/24/2016						5.55	14.2		
6/27/2016					9.16				
6/28/2016									3.13
8/16/2016		2.1	9.4	11		5		1.3	
8/17/2016					9.6		15		4.1
10/13/2016		2.7		12					
10/14/2016			10		11	5.4		1.4	
10/17/2016							16		4.2
12/5/2016				12					
12/6/2016		2.1	10		11	4.8	15	1.4	4.3
2/14/2017		1.8	11	13	12	4.6	17	1.4	
2/15/2017									1.5
4/10/2017				12					
4/11/2017		1.8	10		11	5	17	1.4	
4/12/2017									2.2
6/26/2017		1.7	10	13		4.9	18	1.5	
6/27/2017					9.5				3.1
10/10/2017		2.3	11	14					
10/11/2017					11	5.5	19	1.6	
10/12/2017									1.2
6/5/2018		2.6	11	13	9.7			1.5	
6/6/2018						4.1	18		1.2
12/13/2018		1.7	10	12	9.4	4.3	18	1.4	
12/17/2018									4
3/28/2019					8.7	4.8	17	1.4	
3/29/2019		2	11	12					
4/1/2019									4.2
9/12/2019								1.6	
9/13/2019				14					
9/16/2019		1.7	12		9.5	5.9	18		
9/17/2019									0.79
3/17/2020			11		8.8	5.3		1.7	
3/18/2020		1.8		14			18		
3/25/2020									2.9
9/14/2020		1.6	11	14	9.1	5.7	17	1.6	0.75
3/30/2021		2.2	12	15					
3/31/2021						5.5	17	1.6	2.3
4/7/2021					9.5				
8/17/2021		1.8	12		9.6		18		
8/18/2021				14		5.9		1.7	
8/19/2021									0.67
2/9/2022		1.8	11		9.3	6	18	1.8	
2/10/2022	46			15					
2/11/2022									0.55
8/17/2022		1.9	11						
8/18/2022				16	9.1	5.9	20	1.7	
8/19/2022									0.78
8/24/2022	47								
2/21/2023		2.2				6.4		1.8	

Time Series

Constituent: Calcium, total (mg/L) Analysis Run 9/20/2023 2:38 PM View: Time Series & Box Plot
Plant Scherer Client: Southern Company Data: Scherer AP

	PZ-69I	SGWA-1 (bg)	SGWA-2 (bg)	SGWA-24 (bg)	SGWA-25 (bg)	SGWA-3 (bg)	SGWA-4 (bg)	SGWA-5 (bg)	SGWC-10
2/22/2023			11				20		2.2
2/23/2023				17	9.6				
2/24/2023	48								
8/1/2023		2.3	12					2.1	
8/2/2023	46								
8/7/2023						6.1	21		1
8/8/2023				16	8.9				

Time Series

Constituent: Calcium, total (mg/L) Analysis Run 9/20/2023 2:38 PM View: Time Series & Box Plot

Plant Scherer Client: Southern Company Data: Scherer AP

	SGWC-11	SGWC-12	SGWC-13	SGWC-14	SGWC-15	SGWC-16	SGWC-17	SGWC-18	SGWC-19
5/11/2016	2.91	23.1							
5/12/2016			16.6	37.7	14.5	0.75	34.8		
5/13/2016								56.9	35.3
6/28/2016	2.19	21	14.4	35.8	14.7	0.768			
6/29/2016							33.1		34.6
6/30/2016								46.4	
8/17/2016	1.9								
8/18/2016		20	15	37	15	0.7	35		
8/22/2016								48	38
10/17/2016	2	21	15	37					
10/18/2016					16	0.75			36
10/19/2016							38.5 (D)	51	
12/6/2016	1.9	21	14						
12/7/2016				38	15	0.73	39	50	
12/8/2016									36
2/15/2017	1.9	23	17	45	17		44		
2/16/2017						0.81		51	41
4/12/2017	1.9	23	16	39	14				
4/13/2017						0.88	45	35	39
6/27/2017	1.9	22	15	38	16	0.76	42		
6/28/2017								36	36
10/11/2017	2	23	16	44					
10/12/2017					17	1.1	48	43	39
6/6/2018	1.8	22							
6/7/2018			15	44	16	0.84	49		
6/8/2018								90	37
10/16/2018	1.8				16				
10/18/2018								100	
12/14/2018		21	16	37			46		
12/17/2018						0.94			42
4/1/2019	1.7	20	17	39	16				
4/2/2019						0.92	46	89	38
9/16/2019	1.9	23							
9/17/2019			17	38	17	1	51	87	44
3/23/2020									46
3/24/2020							58		
3/25/2020	2								
3/26/2020		22						81	
3/27/2020			18	41	17	1.5			
9/14/2020	1.8	22	19						
9/15/2020				40	17	1.1	54	74	47
3/30/2021								68	50
3/31/2021					17				
4/1/2021						1.2	57		
4/6/2021				42					
4/7/2021	1.9	23	19						
8/18/2021							55	55	
8/19/2021	1.9		20	40	17	1.1			45
8/20/2021		23							
2/10/2022	1.9	23				1.2		55	
2/11/2022			19		16		58		46
2/14/2022				41					

Time Series

Constituent: Calcium, total (mg/L) Analysis Run 9/20/2023 2:38 PM View: Time Series & Box Plot
Plant Scherer Client: Southern Company Data: Scherer AP

	SGWC-11	SGWC-12	SGWC-13	SGWC-14	SGWC-15	SGWC-16	SGWC-17	SGWC-18	SGWC-19
8/18/2022	1.8	22	21						
8/19/2022				39	17				
8/22/2022									42
8/23/2022								52	
8/31/2022						1.2	58		
2/22/2023	1.7						56	41	38
2/23/2023		21	20	37	14	1.3			
8/2/2023	1.8		22						
8/7/2023		22			17		62	39	41
8/8/2023				39		1.5			

Time Series

Constituent: Calcium, total (mg/L) Analysis Run 9/20/2023 2:38 PM View: Time Series & Box Plot

Plant Scherer Client: Southern Company Data: Scherer AP

	SGWC-20	SGWC-21	SGWC-22	SGWC-23	SGWC-6	SGWC-7	SGWC-8	SGWC-9
5/11/2016					8.7	27.2	47.6	53.1
5/12/2016	13.2	28.7	21.9	27.6				
6/27/2016					7.48	27.9	47	
6/29/2016	15.8	27.9	21.8	25.6				52.6
8/17/2016					8	23	45	
8/19/2016			22	29				
8/22/2016	15	30						57
10/17/2016					8.6		47	
10/18/2016	14	30	23	32		24		53
12/6/2016					8.2	23	45	
12/7/2016		29	23	30				47
12/8/2016	11							
2/14/2017					7.2	24	49	
2/15/2017				32				
2/16/2017	14	31	27					55
4/12/2017					6.7	25	50	
4/13/2017	17	32	27	31				56
6/27/2017					6.2	23	50	53
6/28/2017	15	29	25	27				
10/11/2017					6.5	22		
10/12/2017	17	31	27	31			51	55
6/6/2018					4.2	19	51	54
6/7/2018	11	29	26	25				
10/18/2018	12							
12/14/2018					6.5	16	46	
12/17/2018		29	28	24				55
4/1/2019						18	45	50
4/2/2019	14	27	26	23	6.7			
9/16/2019					8.9			56
9/17/2019	14	30				16	52	
9/18/2019			27	26				
3/23/2020	13	36						
3/24/2020			31	22				
3/25/2020					11		48	55
3/26/2020						21		
9/14/2020					10	20	49	45
9/15/2020	14	38	28	21				
3/30/2021	14	41						
3/31/2021			30	24				47
4/1/2021					11	22	52	
8/18/2021		39	30	21	11	22	49	
8/19/2021	12							34
2/9/2022					11	16		
2/10/2022			27	23			53	37
2/11/2022	13	36						
8/18/2022						15	50	44
8/19/2022					12			
8/22/2022	13	36	28	22				
2/22/2023	14				10	15	41	36
2/23/2023		34	34	22				
8/1/2023					11			
8/7/2023	16		30					40

Time Series

Constituent: Calcium, total (mg/L) Analysis Run 9/20/2023 2:38 PM View: Time Series & Box Plot
Plant Scherer Client: Southern Company Data: Scherer AP

	SGWC-20	SGWC-21	SGWC-22	SGWC-23	SGWC-6	SGWC-7	SGWC-8	SGWC-9
8/8/2023		39		20		16	43	

Time Series

Constituent: Chloride, Total (mg/L) Analysis Run 9/20/2023 2:38 PM View: Time Series & Box Plot
Plant Scherer Client: Southern Company Data: Scherer AP

	PZ-13S	PZ-14S	PZ-17I	PZ-39S	PZ-40I	PZ-41S	PZ-42I	PZ-43S	PZ-44I
10/16/2018									4.3
10/17/2018				8.3					
10/18/2018			5.5		9.3	6.8	12	6.3	
2/8/2022	8.9	4.1							
2/9/2022			6.9	5.8		6.8	11	7.5	2.5
2/10/2022					10				
8/22/2022							12		
8/23/2022		3.9		6.1	8.7				
8/24/2022	9.3		7			7		8.2	2.7
2/23/2023	10	4.8	7.4			8.1	13		
2/24/2023				6.9	8.9			7.8	
2/28/2023									2.7
8/1/2023		3.9	6.5		8.9				
8/2/2023	9.7			6.2		7.6	12	8.2	2.6

Time Series

Constituent: Chloride, Total (mg/L) Analysis Run 9/20/2023 2:38 PM View: Time Series & Box Plot

Plant Scherer Client: Southern Company Data: Scherer AP

	PZ-69I	SGWA-1 (bg)	SGWA-2 (bg)	SGWA-24 (bg)	SGWA-25 (bg)	SGWA-3 (bg)	SGWA-4 (bg)	SGWA-5 (bg)	SGWC-10
5/10/2016		1.9	1.51	1.94	2.77	3.45		1.98	
5/11/2016							1.93		9.53
6/23/2016		2.2	1.8	2.2				2.1	
6/24/2016						3.5	1.8		
6/27/2016					2.9				
6/28/2016									9.1
8/16/2016		2.1	1.5	2		3.4		1.8	
8/17/2016					2.4		1.4		9.4
10/13/2016		2		1.9					
10/14/2016			1.4		2.1	3.1		1.8	
10/17/2016							1.2		8.9
12/5/2016				1.9					
12/6/2016		2.2	1.5		1.7	3	1.3	1.8	8.9
2/14/2017		2	1.5	1.9	1.5	2.4	1.3	1.8	
2/15/2017									9
4/10/2017				1.8					
4/11/2017		1.8	1.3		1.7	2.5	1.2	1.7	
4/12/2017									8.5
6/26/2017		1.9	1.4	1.9		2.6	1.2	1.7	
6/27/2017					2.2				9.1
10/10/2017		1.8	1.3	1.8					
10/11/2017					1.7	2.4	1.1	1.6	
10/12/2017									8.5
6/5/2018		1.7	1.3	1.9	2			1.6	
6/6/2018						2	1.1		8.6
12/13/2018		1.7	1.3	2	1.9	2	1.2	1.7	
12/17/2018									8.6
3/28/2019					2.2	2	1.2	1.7	
3/29/2019		1.5	1.2	1.8					
4/1/2019									7.8
9/12/2019								1.5	
9/13/2019				1.7					
9/16/2019		1.8	1.3		1.9	2.2	1.2		
9/17/2019									9.7
3/17/2020			1.6		2.4	2.1		1.9	
3/18/2020		2		2.4			1.5		
3/25/2020									8.8
9/14/2020		2.1	1.5	2.5	2.7	2.5	1.5	1.9	10
3/30/2021		2.3	1.6	2.5					
3/31/2021						2.3	1.6	2.1	9.2
4/7/2021					2.3				
8/17/2021		1.9	1.6		2.6		1.6		
8/18/2021				2.7		2.4		2.2	
8/19/2021									9.3
2/9/2022		2	1.5		1.8	2.3	1.5	1.9	
2/10/2022	12			2.4					
2/11/2022									11
8/17/2022		2	1.5						
8/18/2022				3.1	1.9	2.4	1.6	2.1	
8/19/2022									9.2
8/24/2022	10								
2/21/2023		2				2.3		2	

Time Series

Constituent: Chloride, Total (mg/L) Analysis Run 9/20/2023 2:38 PM View: Time Series & Box Plot
Plant Scherer Client: Southern Company Data: Scherer AP

	PZ-69I	SGWA-1 (bg)	SGWA-2 (bg)	SGWA-24 (bg)	SGWA-25 (bg)	SGWA-3 (bg)	SGWA-4 (bg)	SGWA-5 (bg)	SGWC-10
2/22/2023			1.5				1.6		9
2/23/2023				3.3	1.9				
2/24/2023	9.2								
8/1/2023		2	1.4					1.9	
8/2/2023	8.2								
8/7/2023						2.2	1.2		9.1
8/8/2023				3	1.6				

Time Series

Constituent: Chloride, Total (mg/L) Analysis Run 9/20/2023 2:38 PM View: Time Series & Box Plot

Plant Scherer Client: Southern Company Data: Scherer AP

	SGWC-11	SGWC-12	SGWC-13	SGWC-14	SGWC-15	SGWC-16	SGWC-17	SGWC-18	SGWC-19
5/11/2016	8.87	9.04							
5/12/2016			6.29	11.1	9.47	8.56	9.11		
5/13/2016								4.87	8.16
6/28/2016	8.3	8.8	5.4	10	9.8	7.8			
6/29/2016							8.3		7.6
6/30/2016								4.7	
8/17/2016	8.6								
8/18/2016		9.3	5.8	11	10	8.5	8.8		
8/22/2016								5	8.2
10/17/2016	7.9	8.3	5.4	11					
10/18/2016					9.4	8			7.7
10/19/2016							8.3	5.1	
12/6/2016	7.9	8.9	5.6						
12/7/2016				11	9.8	8	8.4	5.6	
12/8/2016									7.8
2/15/2017	7.2	8.7	5.4	11	9.8		8.1		
2/16/2017						7.7		7.4	7.4
4/12/2017	7.5	8.6	5.6	10	9.2				
4/13/2017						7.5	7.9	8.9	7.5
6/27/2017	7.8	9.3	5.9	11	9.5	8	8.3		
6/28/2017								10	7.9
10/11/2017	7.4	8.8	5.7	10					
10/12/2017					9.2	7.6	8	7.4	7.4
6/6/2018	7.5	8.8							
6/7/2018			6.2	10	9.3	7.7	8		
6/8/2018								9	7.2
10/16/2018	7.8				10				
10/18/2018								16	
12/14/2018		9.1	7.5	10			8.1		
12/17/2018						8.1			7.3
4/1/2019	7.4	9	7.7	9.9	9.2				
4/2/2019						8.2	8.2	15	7.3
9/16/2019	7.9	9.3							
9/17/2019			8.4	11	10	8.4	8.3	13	7.4
3/23/2020									7.7
3/24/2020							7.8		
3/25/2020	9								
3/26/2020		9.4						12	
3/27/2020			9	11	10	8.5			
9/14/2020	8.9	10	11						
9/15/2020				11	10	8.6	8.4	11	7.7
3/30/2021								11	8.3
3/31/2021					11				
4/1/2021						9.2	9.2		
4/6/2021				11					
4/7/2021	8.8	9	10						
8/18/2021							8.9	15	
8/19/2021	9.9		12	11	11	9.5			9.4
8/20/2021		9.9							
2/10/2022	8.8	10				9.8		19	
2/11/2022			12		12		8.4		10
2/14/2022				14					

Time Series

Constituent: Chloride, Total (mg/L) Analysis Run 9/20/2023 2:38 PM View: Time Series & Box Plot
Plant Scherer Client: Southern Company Data: Scherer AP

	SGWC-11	SGWC-12	SGWC-13	SGWC-14	SGWC-15	SGWC-16	SGWC-17	SGWC-18	SGWC-19
8/18/2022	9.9	9.5	12						
8/19/2022				13	11				
8/22/2022									9.6
8/23/2022								16	
8/31/2022						9.6	8		
2/22/2023	9.9						8.1	13	10
2/23/2023		9.6	11	12	11	9.8			
8/2/2023	10		13						
8/7/2023		9.5			12		7.8	10	9.9
8/8/2023				14		9.9			

Time Series

Constituent: Chloride, Total (mg/L) Analysis Run 9/20/2023 2:38 PM View: Time Series & Box Plot

Plant Scherer Client: Southern Company Data: Scherer AP

	SGWC-20	SGWC-21	SGWC-22	SGWC-23	SGWC-6	SGWC-7	SGWC-8	SGWC-9
5/11/2016					2.44	9.65	12.6	9.29
5/12/2016	10.8	7.93	10.6	9.63				
6/27/2016					2.5	6.7	13	
6/29/2016	11	7.7	9.7	8.8				9
8/17/2016					2.4	6.4	14	
8/19/2016			11	9.6				
8/22/2016	11	7.9						9.7
10/17/2016					2.3		12	
10/18/2016	10	7.1	10	9.6		5.9		9.4
12/6/2016					2.3	5.9	12	
12/7/2016		7.7	10	9.7				11
12/8/2016	9.7							
2/14/2017					1.9	5.8	12	
2/15/2017				10				
2/16/2017	9.8	7.4	9.8					9.5
4/12/2017					1.6	5.6	11	
4/13/2017	10	7.4	9.6	9				8.7
6/27/2017					1.6	5.7	12	9.9
6/28/2017	12	8.1	10	9.6				
10/11/2017					1.6	5		
10/12/2017	11	8.1	9.7	9.3			11	11
6/6/2018					1.3	4.6	11	12
6/7/2018	9.9	8.6	10	10				
10/18/2018	11							
12/14/2018					1.8	4.2	11	
12/17/2018		9.3	10	9.9				13
4/1/2019						4.6	10	13
4/2/2019	11	9.3	10	8.9	2			
9/16/2019					1.9			14
9/17/2019	11	10				3.8	12	
9/18/2019			10	9.7				
3/23/2020	10	11						
3/24/2020			10	9.1				
3/25/2020					2.3		10	15
3/26/2020						5.1		
9/14/2020					2.8	5.8	14	19
9/15/2020	11	12	11	10				
3/30/2021	9.9	13						
3/31/2021			11	11				16
4/1/2021					2.4	6	12	
8/18/2021		13	11	11	2.5	5	14	
8/19/2021	10							18
2/9/2022					2.6	4		
2/10/2022			10	12			12	15
2/11/2022	9.6	11						
8/18/2022						3.5	13	17
8/19/2022					2.6			
8/22/2022	9.4	10	11	12				
2/22/2023	8.8				2.3	3.6	18	18
2/23/2023		8.9	11	12				
8/1/2023					2.2			
8/7/2023	9.3		11					15

Time Series

Constituent: Chloride, Total (mg/L) Analysis Run 9/20/2023 2:38 PM View: Time Series & Box Plot
Plant Scherer Client: Southern Company Data: Scherer AP

	SGWC-20	SGWC-21	SGWC-22	SGWC-23	SGWC-6	SGWC-7	SGWC-8	SGWC-9
8/8/2023		7.7		12		3.4	24	

Time Series

Constituent: Chromium (mg/L) Analysis Run 9/20/2023 2:38 PM View: Time Series & Box Plot
 Plant Scherer Client: Southern Company Data: Scherer AP

	PZ-13S	PZ-14S	PZ-17I	PZ-39S	PZ-40I	PZ-41S	PZ-42I	PZ-43S	PZ-44I
10/16/2018									0.0046
10/17/2018				0.0027					
10/18/2018			0.0049		<0.002	<0.0025	<0.002	<0.002	
2/8/2022	0.003	0.0018 (J)							
2/9/2022			0.0036	0.028		0.0058	<0.002	<0.002	<0.002
2/10/2022					<0.002				
8/22/2022							0.003		
8/23/2022		0.0024		0.014	<0.002				
8/24/2022	0.0034		0.0037			0.0051		<0.002	<0.002
2/23/2023	0.0034	0.0022	0.0042			0.0059	<0.002		
2/24/2023				0.03	<0.002			0.002	
2/28/2023									<0.002
8/1/2023		0.0021	0.0027		<0.002				
8/2/2023	0.0027			0.026		0.0056	<0.002	0.0012 (J)	<0.002

Time Series

Constituent: Chromium (mg/L) Analysis Run 9/20/2023 2:38 PM View: Time Series & Box Plot
 Plant Scherer Client: Southern Company Data: Scherer AP

	PZ-69I	SGWA-1 (bg)	SGWA-2 (bg)	SGWA-24 (bg)	SGWA-25 (bg)	SGWA-3 (bg)	SGWA-4 (bg)	SGWA-5 (bg)	SGWC-10
5/10/2016		<0.002	0.0142	0.00393 (J)	<0.005	0.00634 (J)		<0.002	
5/11/2016							0.00217 (J)		<0.002
6/23/2016		<0.002	0.0118	0.0027 (J)				<0.002	
6/24/2016						0.0053 (J)	0.0015 (J)		
6/27/2016					<0.005				
6/28/2016									<0.002
8/16/2016		<0.002	0.0099	0.0038		0.0071		<0.002	
8/17/2016					<0.005		0.0011 (J)		<0.002
10/13/2016		<0.002		0.0031					
10/14/2016			0.0045		<0.005	0.0067		0.0012 (J)	
10/17/2016							0.0032		<0.002
12/5/2016				0.0027					
12/6/2016		<0.002	0.0043		<0.005	0.0063	0.0028	<0.002	<0.002
2/14/2017		<0.002	0.014	0.0037	<0.005	0.0076	0.0046	<0.002	
2/15/2017									<0.002
4/10/2017				0.0037					
4/11/2017		<0.002	0.014		<0.005	0.0098	0.005	<0.002	
4/12/2017									<0.002
6/26/2017		<0.002	0.014	0.0047		0.012	0.0061	0.0021 (J)	
6/27/2017					<0.005				<0.002
3/26/2018		<0.002	0.013	0.0042		0.012			
3/27/2018					<0.005		0.0058	<0.002	<0.002
6/5/2018		0.0014 (J)	0.014	0.0046	<0.005			<0.002	
6/6/2018						0.015	0.0048		<0.002
10/5/2018		0.0014 (J)	0.016	0.0058		0.015			
10/8/2018					<0.005		0.0098	0.0011 (J)	
10/9/2018									<0.002
2/18/2019		0.0017 (J)	0.012				0.0059		
2/19/2019				0.0038	<0.005	0.014		<0.002	
2/20/2019									<0.002
3/28/2019					<0.005	0.013	0.0046	<0.002	
3/29/2019		0.0017 (J)	0.014	0.0043					
4/1/2019									<0.002
9/12/2019								0.0023 (J)	
9/13/2019				0.0056					
9/16/2019		0.0017 (J)	0.014		0.0015 (J)	0.019	0.0064		
9/17/2019									<0.002
2/13/2020		<0.002	0.011	0.0036					
2/17/2020					<0.005			<0.002	
2/18/2020						0.02	0.0062		
2/19/2020									<0.002
3/17/2020			0.014		<0.005	0.018		<0.002	
3/18/2020		0.0024		0.0047			0.0047		
3/25/2020									<0.002
5/19/2020		<0.002	0.014	0.0051	<0.005	0.021	0.0058	<0.002	
9/14/2020		<0.002	0.014	0.005	0.0021	0.018	0.0054	<0.002	<0.002
2/9/2021		<0.002	0.014	0.0052	0.0023	0.019	0.0053	<0.002	<0.002
3/30/2021		0.0026	0.014	0.0047					
3/31/2021						0.018	0.0037	<0.002	<0.002
4/7/2021					0.0024				
8/17/2021		<0.002	0.013		0.0047		0.0053		
8/18/2021				0.0056		0.02		<0.002	

Time Series

Constituent: Chromium (mg/L) Analysis Run 9/20/2023 2:38 PM View: Time Series & Box Plot
 Plant Scherer Client: Southern Company Data: Scherer AP

Date	PZ-69I	SGWA-1 (bg)	SGWA-2 (bg)	SGWA-24 (bg)	SGWA-25 (bg)	SGWA-3 (bg)	SGWA-4 (bg)	SGWA-5 (bg)	SGWC-10
8/19/2021									<0.002
2/9/2022		0.0017 (J)	0.014		0.0023	0.019	0.0048	<0.002	
2/10/2022	<0.002			0.0048					
2/11/2022									<0.002
8/17/2022		0.0016 (J)	0.013						
8/18/2022				0.004	0.0028	0.018	0.0064	0.0022	
8/19/2022									<0.002
8/24/2022	<0.002								
2/21/2023		0.0025				0.023		0.0017 (J)	
2/22/2023			0.015				0.0058		<0.002
2/23/2023				0.0058	0.0025				
2/24/2023	<0.002								
8/1/2023		0.0029	0.014					0.0016 (J)	
8/2/2023	<0.002								
8/7/2023						0.024	0.0065		0.0012 (J)
8/8/2023				0.005	0.004				

Time Series

Constituent: Chromium (mg/L) Analysis Run 9/20/2023 2:38 PM View: Time Series & Box Plot
 Plant Scherer Client: Southern Company Data: Scherer AP

	SGWC-11	SGWC-12	SGWC-13	SGWC-14	SGWC-15	SGWC-16	SGWC-17	SGWC-18	SGWC-19
5/11/2016	<0.002	<0.002							
5/12/2016			<0.002	<0.002	0.0335	0.00943 (J)	0.0077 (J)		
5/13/2016								0.00771 (J)	0.0151
6/28/2016	<0.002	<0.002	<0.002	0.0008 (J)	0.0339	0.0093 (J)			
6/29/2016							0.0036 (J)		0.0141
6/30/2016								0.007 (J)	
8/17/2016	<0.002								
8/18/2016		<0.002	<0.002	<0.002	0.034	0.0085	0.0027		
8/22/2016								0.007	0.015
10/17/2016	<0.002	0.0023 (J)	<0.002	0.0012 (J)					
10/18/2016					0.033	0.0088			0.013
10/19/2016							0.00335 (JD)	0.0064	
12/6/2016	<0.002	<0.002	<0.002						
12/7/2016				0.0012 (J)	0.032	0.0079	0.0027	0.0063	
12/8/2016									0.013
2/15/2017	<0.002	<0.002	<0.002	<0.002	0.03		0.0044		
2/16/2017						0.0097		0.007	0.015
4/12/2017	<0.002	<0.002	<0.002	<0.002	0.035				
4/13/2017						0.0098	0.0047	0.0061	0.016
6/27/2017	<0.002	<0.002	<0.002	<0.002	0.035	0.0096	0.0029		
6/28/2017								0.0059	0.016
3/27/2018	<0.002	<0.002	<0.002	<0.002	0.031	0.0098	0.0045		
3/28/2018								0.0082	0.014
6/6/2018	<0.002	<0.002							
6/7/2018			<0.002	<0.002	0.032	0.01	0.0083		
6/8/2018								0.0086	0.015
10/8/2018		<0.002	<0.002	<0.002		0.013	0.0055		
10/9/2018									0.017
10/16/2018	<0.002				0.032				
10/18/2018								0.009	
2/20/2019	<0.002	<0.002	<0.002	0.0016 (J)	0.038	0.013	0.0061	0.011	0.017
4/1/2019	<0.002	<0.002	<0.002	<0.002	0.032				
4/2/2019						0.01	0.004	0.0092	0.014
9/16/2019	<0.002	<0.002							
9/17/2019			0.0017 (J)	0.0026	0.037	0.013	0.0078	0.011	0.017
2/18/2020	<0.002								
2/19/2020		<0.002	<0.002	<0.002	0.038	0.014	0.0045		0.017
2/20/2020								0.011	
3/23/2020									0.015
3/24/2020							0.0079		
3/25/2020	<0.002								
3/26/2020		<0.002						0.0096	
3/27/2020			<0.002	0.0019 (J)	0.034	0.011			
9/14/2020	<0.002	<0.002	<0.002						
9/15/2020				<0.002	0.034	0.012	0.0091	0.01	0.015
2/9/2021	<0.002	<0.002	<0.002	<0.002	0.035	0.012			
2/10/2021							0.008	0.01	0.015
3/30/2021								0.0098	0.014
3/31/2021					0.034				
4/1/2021						0.012	0.0046		
4/6/2021				<0.002					
4/7/2021	<0.002	<0.002	<0.002						

Time Series

Constituent: Chromium (mg/L) Analysis Run 9/20/2023 2:38 PM View: Time Series & Box Plot
Plant Scherer Client: Southern Company Data: Scherer AP

	SGWC-11	SGWC-12	SGWC-13	SGWC-14	SGWC-15	SGWC-16	SGWC-17	SGWC-18	SGWC-19
8/18/2021							0.012	0.019	
8/19/2021	<0.002		<0.002	<0.002	0.032	0.011			0.014
8/20/2021		<0.002							
2/10/2022	<0.002	<0.002				0.012		0.01	
2/11/2022			<0.002		0.032		0.0079		0.015
2/14/2022				<0.002					
8/18/2022	<0.002	<0.002	<0.002						
8/19/2022				0.0066	0.032				
8/22/2022									0.013
8/23/2022								0.0095	
8/31/2022						0.012	0.0088		
2/22/2023	<0.002						0.0084	0.0096	0.013
2/23/2023		<0.002	<0.002	<0.002	0.029	0.012			
8/2/2023	<0.002		<0.002						
8/7/2023		<0.002			0.035		0.0093	0.01	0.015
8/8/2023				0.0012 (J)		0.014			

Time Series

Constituent: Chromium (mg/L) Analysis Run 9/20/2023 2:38 PM View: Time Series & Box Plot
 Plant Scherer Client: Southern Company Data: Scherer AP

	SGWC-20	SGWC-21	SGWC-22	SGWC-23	SGWC-6	SGWC-7	SGWC-8	SGWC-9
5/11/2016					<0.002	<0.002	<0.002	<0.002
5/12/2016	<0.002	<0.002	<0.002	<0.002				
6/27/2016					<0.002	<0.002	<0.002	
6/29/2016	0.0009 (J)	0.0012 (J)	0.0007 (J)	0.0013 (J)				<0.002
8/17/2016					<0.002	<0.002	<0.002	
8/19/2016			<0.002	<0.002				
8/22/2016	<0.002	<0.002						<0.002
10/17/2016					<0.002		<0.002	
10/18/2016	<0.002	<0.002	<0.002	<0.002		<0.002		<0.002
12/6/2016					<0.002	<0.002	<0.002	
12/7/2016		<0.002	<0.002	<0.002				<0.002
12/8/2016	<0.002							
2/14/2017					<0.002	<0.002	<0.002	
2/15/2017				<0.002				
2/16/2017	<0.002	<0.002	<0.002					<0.002
4/12/2017					<0.002	<0.002	0.0011 (J)	
4/13/2017	<0.002	<0.002	<0.002	0.0014 (J)				<0.002
6/27/2017					<0.002	<0.002	<0.002	<0.002
6/28/2017	<0.002	<0.002	<0.002	0.0025				
3/27/2018				0.0012 (J)	<0.002	<0.002	0.0012 (J)	
3/28/2018	<0.002	<0.002	<0.002					<0.002
6/6/2018					<0.002	<0.002	0.0013 (J)	<0.002
6/7/2018	<0.002	<0.002	<0.002	<0.002				
10/8/2018		<0.002	0.0012 (J)	0.0017 (J)	<0.002			
10/9/2018						<0.002	0.0016 (J)	<0.002
10/18/2018	<0.002							
2/19/2019			<0.002	<0.002				
2/20/2019	<0.002	0.0015 (J)			<0.002	<0.002	0.0021 (J)	<0.002
4/1/2019						<0.002	0.0013 (J)	<0.002
4/2/2019	<0.002	<0.002	0.0012 (J)	0.0011 (J)	<0.002			
9/16/2019					<0.002			<0.002
9/17/2019	0.0022 (J)	0.0016 (J)				<0.002	0.0031	
9/18/2019			0.0024 (J)	0.0024 (J)				
2/18/2020	<0.002	<0.002	0.0015 (J)	<0.002	<0.002	<0.002	0.0015 (J)	
2/19/2020								<0.002
3/23/2020	<0.002	<0.002						
3/24/2020			<0.002	<0.002				
3/25/2020					<0.002		<0.002	<0.002
3/26/2020						<0.002		
9/14/2020					<0.002	<0.002	<0.002	<0.002
9/15/2020	<0.002	0.002	0.0025	0.0017 (J)				
2/9/2021					<0.002	<0.002	<0.002	<0.002
2/10/2021	<0.002	<0.002	0.0015 (J)	0.0017 (J)				
3/30/2021	<0.002	<0.002						
3/31/2021			<0.002	0.0016 (J)				<0.002
4/1/2021					<0.002	<0.002	<0.002	
8/18/2021		0.0022	<0.002	0.0019 (J)	<0.002	0.0026	<0.002	
8/19/2021	<0.002							<0.002
2/9/2022					<0.002	<0.002		
2/10/2022			<0.002	0.0015 (J)			<0.002	<0.002
2/11/2022	<0.002	<0.002						
8/18/2022						<0.002	0.055 (o)	<0.002

Time Series

Constituent: Chromium (mg/L) Analysis Run 9/20/2023 2:38 PM View: Time Series & Box Plot
Plant Scherer Client: Southern Company Data: Scherer AP

	SGWC-20	SGWC-21	SGWC-22	SGWC-23	SGWC-6	SGWC-7	SGWC-8	SGWC-9
8/19/2022					<0.002			
8/22/2022	<0.002	0.0016 (J)	0.0022	0.0017 (J)				
2/22/2023	<0.002				<0.002	<0.002	0.0023	<0.002
2/23/2023		<0.002	<0.002	0.0016 (J)				
8/1/2023					<0.002			
8/7/2023	0.0016 (J)		0.0015 (J)					0.0039
8/8/2023		<0.002		0.0025		<0.002	0.0028	

Time Series

Constituent: Cobalt (mg/L) Analysis Run 9/20/2023 2:38 PM View: Time Series & Box Plot
 Plant Scherer Client: Southern Company Data: Scherer AP

	PZ-13S	PZ-14S	PZ-17I	PZ-39S	PZ-40I	PZ-41S	PZ-42I	PZ-43S	PZ-44I
10/16/2018									0.0021 (J)
10/17/2018				0.00051 (J)					
10/18/2018			<0.0025		0.0076	0.0092	0.0064	0.0086	
9/18/2020	0.0057								
4/2/2021	0.007	0.00019 (J)		0.0003 (J)					
4/5/2021						0.0012 (J)			
4/7/2021								0.00097 (J)	
8/18/2021		0.0003 (J)						0.00025 (J)	
8/19/2021				0.00028 (J)		0.0013 (J)			
8/20/2021	0.006								
2/8/2022	0.0052	0.00028 (J)							
2/9/2022			<0.0025	<0.0025		0.00093 (J)	0.00061 (J)	<0.0025	0.0024 (J)
2/10/2022					0.0025				
8/22/2022							0.0012 (J)		
8/23/2022		0.00046 (J)		<0.0025	0.0029				
8/24/2022	0.0059		<0.0025			0.001 (J)		<0.0025	0.0016 (J)
2/23/2023	0.0057	<0.0025	<0.0025			0.0004 (J)	<0.0025		
2/24/2023				<0.0025	0.0014 (J)			<0.0025	
2/28/2023									0.0019 (J)
8/1/2023		0.00039 (J)	<0.0025		0.0014 (J)				
8/2/2023	0.0057			0.00033 (J)		0.00036 (J)	0.00041 (J)	<0.0025	0.0022 (J)

Time Series

Constituent: Cobalt (mg/L) Analysis Run 9/20/2023 2:38 PM View: Time Series & Box Plot

Plant Scherer Client: Southern Company Data: Scherer AP

	PZ-69I	SGWA-1 (bg)	SGWA-2 (bg)	SGWA-24 (bg)	SGWA-25 (bg)	SGWA-3 (bg)	SGWA-4 (bg)	SGWA-5 (bg)	SGWC-10
5/10/2016		0.0184	<0.0025	<0.0025	0.0132	<0.0025		<0.0025	
5/11/2016							<0.0025		0.0191
6/23/2016		0.0168	0.0004 (J)	0.0004 (J)				<0.0025	
6/24/2016						<0.0025	<0.0025		
6/27/2016					0.0099 (J)				
6/28/2016									0.0192
8/16/2016		0.016	<0.0025	<0.0025		0.00051 (J)		<0.0025	
8/17/2016					0.01		0.00041 (J)		0.022
10/13/2016		0.02		0.0004 (J)					
10/14/2016			<0.0025		0.013	<0.0025		<0.0025	
10/17/2016							<0.0025		0.05
12/5/2016				<0.0025					
12/6/2016		0.016	<0.0025		0.016	<0.0025	<0.0025	<0.0025	0.04
2/14/2017		0.011	<0.0025	<0.0025	0.018	<0.0025	<0.0025	<0.0025	
2/15/2017									0.038
4/10/2017				<0.0025					
4/11/2017		0.0098	<0.0025		0.015	<0.0025	<0.0025	<0.0025	
4/12/2017									0.018
6/26/2017		0.01	<0.0025	<0.0025		<0.0025	<0.0025	<0.0025	
6/27/2017					0.0088				0.014
3/26/2018		0.0065	<0.0025	<0.0025		<0.0025			
3/27/2018					0.014		<0.0025	<0.0025	0.026
6/5/2018		0.0028	<0.0025	<0.0025	0.0095			<0.0025	
6/6/2018						<0.0025	<0.0025		0.018
10/5/2018		0.00075 (J)	<0.0025	0.00058 (J)		<0.0025			
10/8/2018					0.0047		<0.0025	<0.0025	
10/9/2018									0.03
2/18/2019		0.0008 (J)	<0.0025				<0.0025		
2/19/2019				<0.0025	0.005	<0.0025		<0.0025	
2/20/2019									0.034
3/28/2019					0.0042	<0.0025	<0.0025	<0.0025	
3/29/2019		0.00072 (J)	<0.0025	<0.0025					
4/1/2019									0.025
9/12/2019								<0.0025	
9/13/2019				0.00018 (J)					
9/16/2019		0.0014 (J)	<0.0025		0.0045	<0.0025	<0.0025		
9/17/2019									0.022
2/13/2020		0.0014 (J)	<0.0025	<0.0025					
2/17/2020					0.0044			<0.0025	
2/18/2020						<0.0025	<0.0025		
2/19/2020									0.027
3/17/2020			<0.0025		0.0039	<0.0025		<0.0025	
3/18/2020		0.0021 (J)		0.00016 (J)			0.00032 (J)		
3/25/2020									0.029
9/14/2020		0.0013 (J)	<0.0025	0.00031 (J)	0.002 (J)	<0.0025	<0.0025	<0.0025	0.022
2/9/2021		0.0013 (J)	<0.0025	0.00023 (J)	0.0011 (J)	<0.0025	<0.0025	<0.0025	0.03
3/30/2021		0.0013 (J)	0.00021 (J)	<0.0025					
3/31/2021						<0.0025	<0.0025	<0.0025	0.026
4/7/2021					0.0013 (J)				
8/17/2021		0.00072 (J)	<0.0025		0.0011 (J)		<0.0025		
8/18/2021				0.00057 (J)		<0.0025		<0.0025	
8/19/2021									0.022

Time Series

Constituent: Cobalt (mg/L) Analysis Run 9/20/2023 2:38 PM View: Time Series & Box Plot
 Plant Scherer Client: Southern Company Data: Scherer AP

Date	PZ-69I	SGWA-1 (bg)	SGWA-2 (bg)	SGWA-24 (bg)	SGWA-25 (bg)	SGWA-3 (bg)	SGWA-4 (bg)	SGWA-5 (bg)	SGWC-10
2/9/2022		0.00089 (J)	<0.0025		0.00045 (J)	<0.0025	<0.0025	<0.0025	
2/10/2022	0.002 (J)			<0.0025					
2/11/2022									0.023
8/17/2022		0.00055 (J)	<0.0025						
8/18/2022				<0.0025	<0.0025	<0.0025	<0.0025	<0.0025	
8/19/2022									0.022
8/24/2022	0.0013 (J)								
2/21/2023		0.00071 (J)				<0.0025		<0.0025	
2/22/2023			<0.0025				<0.0025		0.025
2/23/2023				<0.0025	<0.0025				
2/24/2023	0.0021 (J)								
8/1/2023		0.00072 (J)	<0.0025					<0.0025	
8/2/2023	0.0032								
8/7/2023						<0.0025	<0.0025		0.025
8/8/2023				<0.0025	<0.0025				

Time Series

Constituent: Cobalt (mg/L) Analysis Run 9/20/2023 2:38 PM View: Time Series & Box Plot
 Plant Scherer Client: Southern Company Data: Scherer AP

	SGWC-11	SGWC-12	SGWC-13	SGWC-14	SGWC-15	SGWC-16	SGWC-17	SGWC-18	SGWC-19
5/11/2016	0.0378	0.00648 (J)							
5/12/2016			0.0145	0.00605 (J)	0.267	0.00303 (J)	<0.0025		
5/13/2016								0.116	<0.0025
6/28/2016	0.0332	0.0051 (J)	0.011	0.0115	0.255	0.0029 (J)			
6/29/2016							0.0007 (J)		0.0006 (J)
6/30/2016								0.112	
8/17/2016	0.03								
8/18/2016		0.0035	0.0099	0.011	0.26	0.0029	0.00078 (J)		
8/22/2016								0.13	0.00066 (J)
10/17/2016	0.032	0.003	0.01	0.017					
10/18/2016					0.28	0.0034			0.00095 (J)
10/19/2016							0.000845 (JD)	0.14	
12/6/2016	0.029	0.0036	0.0079						
12/7/2016				0.0043	0.26	0.003	0.00056 (J)	0.11	
12/8/2016									0.00078 (J)
2/15/2017	0.029	0.004	0.0073	0.0059	0.24		0.00069 (J)		
2/16/2017						0.0033		0.11	0.00049 (J)
4/12/2017	0.028	0.0039	0.0078	0.017	0.28				
4/13/2017						0.0034	0.00049 (J)	0.094	<0.0025
6/27/2017	0.029	0.0042	0.0068	0.013	0.29	0.0037	0.00041 (J)		
6/28/2017								0.085	<0.0025
3/27/2018	0.024	0.0035	0.0035	0.0083	0.27	0.0037	<0.0025		
3/28/2018								0.16	<0.0025
6/6/2018	0.026	0.0038							
6/7/2018			0.0039	0.0025	0.3	0.0037	<0.0025		
6/8/2018								0.19	<0.0025
10/8/2018		0.0037	0.0036	0.0071		0.0044	0.00046 (J)		
10/9/2018									<0.0025
10/16/2018	0.023				0.27				
10/18/2018								0.21	
2/20/2019	0.024	0.0032	0.004	0.011	0.26	0.0038	0.00035 (J)	0.19	0.00012 (J)
4/1/2019	0.021	0.0029	0.003	0.014	0.26				
4/2/2019						0.0041	<0.0025	0.18	<0.0025
9/16/2019	0.022	0.003							
9/17/2019			0.0024 (J)	0.0096	0.27	0.0042	0.00048 (J)	0.16	0.00013 (J)
2/18/2020	0.018								
2/19/2020		0.0027	0.0018 (J)	0.0099	0.28	0.0047	0.00034 (J)		0.00015 (J)
2/20/2020								0.14	
3/23/2020									<0.0025
3/24/2020							0.00044 (J)		
3/25/2020	0.024								
3/26/2020		0.0024 (J)						0.15	
3/27/2020			0.002 (J)	0.0093	0.28	0.0047			
9/14/2020	0.019	0.001 (J)	0.0022 (J)						
9/15/2020				0.0076	0.25	0.0043	0.00041 (J)	0.12	0.00016 (J)
2/9/2021	0.019	0.0014 (J)	0.0024 (J)	0.0052	0.26	0.0045			
2/10/2021							0.00049 (J)	0.11	0.00013 (J)
3/30/2021								0.11	<0.0025
3/31/2021					0.26				
4/1/2021						0.0049	0.00041 (J)		
4/6/2021				0.0072					
4/7/2021	0.019	0.0017 (J)	0.0018 (J)						

Time Series

Constituent: Cobalt (mg/L) Analysis Run 9/20/2023 2:38 PM View: Time Series & Box Plot
 Plant Scherer Client: Southern Company Data: Scherer AP

	SGWC-11	SGWC-12	SGWC-13	SGWC-14	SGWC-15	SGWC-16	SGWC-17	SGWC-18	SGWC-19
8/18/2021							0.00043 (J)	0.095	
8/19/2021	0.014		0.0021 (J)	0.0047	0.27	0.0051			<0.0025
8/20/2021		0.0019 (J)							
2/10/2022	0.021	0.00079 (J)				0.0049		0.09	
2/11/2022			0.0015 (J)		0.23		0.00036 (J)		0.00045 (J)
2/14/2022				0.0065					
8/18/2022	0.012	0.001 (J)	0.0019 (J)						
8/19/2022				0.01	0.25				
8/22/2022									<0.0025
8/23/2022								0.088	
8/31/2022						0.0054	0.00045 (J)		
2/22/2023	0.023						0.00043 (J)	0.072	<0.0025
2/23/2023		0.0014 (J)	0.0016 (J)	0.0047	0.23	0.0056			
8/2/2023	0.022		0.0016 (J)						
8/7/2023		0.0013 (J)			0.26		0.00052 (J)	0.064	<0.0025
8/8/2023				0.0092		0.0069			

Time Series

Constituent: Cobalt (mg/L) Analysis Run 9/20/2023 2:38 PM View: Time Series & Box Plot

Plant Scherer Client: Southern Company Data: Scherer AP

	SGWC-20	SGWC-21	SGWC-22	SGWC-23	SGWC-6	SGWC-7	SGWC-8	SGWC-9
5/11/2016					<0.0025	0.0116	0.00265 (J)	0.0156
5/12/2016	0.261	<0.0025	0.00619 (J)	<0.0025				
6/27/2016					0.002 (J)	0.0143	0.0012 (J)	
6/29/2016	0.23	<0.0025	0.0051 (J)	<0.0025				0.0147
8/17/2016					0.0018 (J)	0.012	0.00049 (J)	
8/19/2016			0.0045	<0.0025				
8/22/2016	0.25	<0.0025						0.017
10/17/2016					0.0016 (J)		<0.0025	
10/18/2016	0.26	<0.0025	0.0043	<0.0025		0.0099		0.017
12/6/2016					0.0012 (J)	0.011	<0.0025	
12/7/2016		<0.0025	0.0034	<0.0025				0.014
12/8/2016	0.26							
2/14/2017					0.0022 (J)	0.0093	<0.0025	
2/15/2017				<0.0025				
2/16/2017	0.23	<0.0025	0.0031					0.014
4/12/2017					0.0023 (J)	0.0062	<0.0025	
4/13/2017	0.19	<0.0025	0.0031	<0.0025				0.014
6/27/2017					0.0045	0.021	<0.0025	0.013
6/28/2017	0.19	<0.0025	0.0029	<0.0025				
3/27/2018				<0.0025	0.004	0.0054	<0.0025	
3/28/2018	0.18	<0.0025	0.0022 (J)					0.0087
6/6/2018					0.0021 (J)	0.0034	<0.0025	0.0064
6/7/2018	0.21	<0.0025	0.0022 (J)	<0.0025				
10/8/2018		<0.0025	0.0021 (J)	<0.0025	<0.0025			
10/9/2018						0.013	<0.0025	0.0049
10/18/2018	0.16							
2/19/2019			0.0018 (J)	<0.0025				
2/20/2019	0.18	0.00011 (J)			0.00011 (J)	0.0057	0.00014 (J)	0.01
4/1/2019						0.0046	<0.0025	0.01
4/2/2019	0.13	<0.0025	0.0018 (J)	<0.0025	<0.0025			
9/16/2019					0.00013 (J)			0.001 (J)
9/17/2019	0.13	8.7E-05 (J)				0.0039	0.00013 (J)	
9/18/2019			0.002 (J)	0.00013 (J)				
2/18/2020	0.12	0.00014 (J)	0.0018 (J)	<0.0025	<0.0025	0.0067	<0.0025	
2/19/2020								0.0082
3/23/2020	0.22	0.00016 (J)						
3/24/2020			0.0016 (J)	<0.0025				
3/25/2020					0.00027 (J)		0.00032 (J)	0.0064
3/26/2020						0.0033		
9/14/2020					<0.0025	0.0063	<0.0025	0.00048 (J)
9/15/2020	0.098	0.00022 (J)	0.0014 (J)	<0.0025				
2/9/2021					<0.0025	0.0069	<0.0025	0.0032
2/10/2021	0.17	0.00017 (J)	0.0015 (J)	<0.0025				
3/30/2021	0.15	0.00016 (J)						
3/31/2021			0.0011 (J)	<0.0025				0.0046
4/1/2021					<0.0025	0.0029	<0.0025	
8/18/2021		0.00016 (J)	0.001 (J)	<0.0025	0.00024 (J)	0.0021 (J)	0.00021 (J)	
8/19/2021	0.2							0.00072 (J)
2/9/2022					<0.0025	0.0024 (J)		
2/10/2022			0.0016 (J)	<0.0025			<0.0025	0.0022 (J)
2/11/2022	0.14	<0.0025						
8/18/2022						0.0012 (J)	0.00075 (J)	0.00084 (J)

Time Series

Constituent: Cobalt (mg/L) Analysis Run 9/20/2023 2:38 PM View: Time Series & Box Plot
Plant Scherer Client: Southern Company Data: Scherer AP

	SGWC-20	SGWC-21	SGWC-22	SGWC-23	SGWC-6	SGWC-7	SGWC-8	SGWC-9
8/19/2022					<0.0025			
8/22/2022	0.11	<0.0025	0.001 (J)	<0.0025				
2/22/2023	0.082				0.0003 (J)	0.0014 (J)	<0.0025	0.00062 (J)
2/23/2023		<0.0025	0.00069 (J)	<0.0025				
8/1/2023					<0.0025			
8/7/2023	0.093		0.00087 (J)					0.00053 (J)
8/8/2023		<0.0025		<0.0025		0.00049 (J)	<0.0025	

Time Series

Constituent: Combined Radium 226 + 228 (pCi/L) Analysis Run 9/20/2023 2:38 PM View: Time Series & Box Plot

Plant Scherer Client: Southern Company Data: Scherer AP

	PZ-13S	PZ-14S	PZ-17I	PZ-39S	PZ-40I	PZ-41S	PZ-42I	PZ-43S	PZ-44I
10/16/2018									0.551 (U)
10/17/2018				0.0623 (U)					
10/18/2018			0.882		1.59	0.698	0.188 (U)	1.64	
2/18/2020		0.163 (U)							
2/19/2020						0.216 (U)			
2/8/2022	-0.0564 (U)	0.0627 (U)							
2/9/2022			0.31 (U)	0.332 (U)		0.229 (U)	0.274 (U)	0.412 (U)	0.237 (U)
2/10/2022					0.366 (U)				
8/22/2022							0.401 (U)		
8/23/2022		0.432 (U)		0.565	0.986				
8/24/2022	0.234 (U)		0.125 (U)			0.456		0.241 (U)	0.0981 (U)
2/23/2023	-0.0151 (U)	0.413 (U)	0.255 (U)			0.168 (U)	0.651		
2/24/2023				0.131 (U)	0.714			0.602	
2/28/2023									-0.0607 (U)
8/1/2023		0.451 (U)	0.207 (U)		0.488 (U)				
8/2/2023	0.262 (U)			0.537 (U)		-0.192 (U)	0.426 (U)	0.256 (U)	-0.0242 (U)

Time Series

Constituent: Combined Radium 226 + 228 (pCi/L) Analysis Run 9/20/2023 2:38 PM View: Time Series & Box Plot
Plant Scherer Client: Southern Company Data: Scherer AP

	PZ-69I	SGWA-1 (bg)	SGWA-2 (bg)	SGWA-24 (bg)	SGWA-25 (bg)	SGWA-3 (bg)	SGWA-4 (bg)	SGWA-5 (bg)	SGWC-10
2/9/2022		0.147 (U)	0.307 (U)		0.15 (U)	0.198 (U)	0.0285 (U)	0.416	
2/10/2022	0.418 (U)			0.0512 (U)					
2/11/2022									0.436
8/17/2022		0.751	-0.129 (U)						
8/18/2022				0.263 (U)	0.371 (U)	0.849	0.647	0.592	
8/19/2022									0.606
8/24/2022	0.458								
2/21/2023		0.00883 (U)				0.324 (U)		0.575 (U)	
2/22/2023			-0.0355 (U)				0.0211 (U)		0.285 (U)
2/23/2023				0.355 (U)	-0.132 (U)				
2/24/2023	-0.097 (U)								
8/1/2023		-0.296 (U)	0.00501 (U)					-0.205 (U)	
8/2/2023	0.374 (U)								
8/7/2023						1.66	0.724		0.0602 (U)
8/8/2023				-0.107 (U)	0.114 (U)				

Time Series

Constituent: Combined Radium 226 + 228 (pCi/L) Analysis Run 9/20/2023 2:38 PM View: Time Series & Box Plot

Plant Scherer Client: Southern Company Data: Scherer AP

	SGWC-11	SGWC-12	SGWC-13	SGWC-14	SGWC-15	SGWC-16	SGWC-17	SGWC-18	SGWC-19
5/11/2016	0.182 (U)	0.433							
5/12/2016			0.0531 (U)	0.106 (U)	0.344 (U)	0.0196 (U)	0.134 (U)		
5/13/2016								0.103 (U)	-0.115 (U)
6/28/2016	0.858	0.435 (U)	0.483 (U)	0.735 (U)	0.256 (U)	0.418 (U)			
6/29/2016							0.391 (U)		0.396 (U)
6/30/2016								0.593 (U)	
8/17/2016	0.367 (U)								
8/18/2016		0.214 (U)	0.286 (U)	0.212 (U)	0.503 (U)	0.199 (U)	0.498 (U)		
8/22/2016								0.17 (U)	-0.102 (U)
10/17/2016	0.551	0.316 (U)	0.472	-0.187 (U)					
10/18/2016					0.171 (U)	0.0404 (U)			0.352 (U)
10/19/2016							0.639	0.433	
12/6/2016	0.438	0.0575 (U)	0.903						
12/7/2016				0.701	0.375 (U)	0.426	0.239 (U)	0.435 (U)	
12/8/2016									0.431 (U)
2/15/2017	-0.0831 (U)	-0.0321 (U)	-0.223 (U)	0.155 (U)	0.0801 (U)		0.175 (U)		
2/16/2017						0.163 (U)		0.101 (U)	0.146 (U)
4/12/2017	0.343 (U)	0.00949 (U)	0.21 (U)	0.233 (U)	0.197 (U)				
4/13/2017						0.0522 (U)	-0.00846 (U)	-0.0014 (U)	0.127 (U)
6/27/2017	0.369	0.183 (U)	0.0574 (U)	0.302	0.0274 (U)	0.222 (U)	0.186 (U)		
6/28/2017								0.512	0.11 (U)
3/27/2018	0.172 (U)	0.445	0.145 (U)	0.306 (U)	0.285 (U)	0.387 (U)	0.249 (U)		
3/28/2018								0.428	0.247 (U)
6/6/2018	0.153 (U)	0.0775 (U)							
6/7/2018			0.235 (U)	0.211 (U)	0.64	0.283 (U)	0.172 (U)		
6/8/2018								0.32 (U)	0.0462 (U)
10/8/2018		0.865	0.64	0.636		0.799	0.682		
10/9/2018									0.584
10/16/2018	1.06				0.731				
10/18/2018								0.304 (U)	
2/20/2019	0.708	0.161 (U)	0.222 (U)	0.147 (U)	0.573	0.0684 (U)	0.278 (U)	0.139 (U)	0.114 (U)
4/1/2019	0.173 (U)	0.372	0.36	-0.138 (U)	0.0499 (U)				
4/2/2019						0.167 (U)	-0.0476 (U)	0.336 (U)	0.11 (U)
9/16/2019	0.251 (U)	0.569 (U)							
9/17/2019			0.143 (U)	0.264 (U)	0.441 (U)	0.558	0.235 (U)	0.449	0.302 (U)
2/18/2020	0.203 (U)								
2/19/2020		0.166 (U)	0.218 (U)	0.0061 (U)	0.415 (U)	0.0321 (U)	0.217 (U)		0.308 (U)
2/20/2020								0.22 (U)	
3/23/2020									0.171 (U)
3/24/2020							0.426		
3/25/2020	0.204 (U)								
3/26/2020		0.604						0.366 (U)	
3/27/2020			0.235 (U)	0.206 (U)	0.39 (U)	0.305 (U)			
9/14/2020	-0.0264 (U)	0.575	0.613						
9/15/2020				0.131 (U)	0.546	-0.0426 (U)	0.661	1.74	1.55
2/9/2021	0.114 (U)	0.146 (U)	0.307 (U)	-0.121 (U)	0.222 (U)	-0.00967 (U)			
2/10/2021							0.55	0.423 (U)	0.235 (U)
3/30/2021								0.439 (U)	0.511
3/31/2021					0.311 (U)				
4/1/2021						0.0901 (U)	0.0517 (U)		
4/6/2021				-0.0391 (U)					
4/7/2021	0.0576 (U)	0.0695 (U)	0.356 (U)						

Time Series

Constituent: Combined Radium 226 + 228 (pCi/L) Analysis Run 9/20/2023 2:38 PM View: Time Series & Box Plot

Plant Scherer Client: Southern Company Data: Scherer AP

	SGWC-11	SGWC-12	SGWC-13	SGWC-14	SGWC-15	SGWC-16	SGWC-17	SGWC-18	SGWC-19
8/18/2021							0.13 (U)	0.277 (U)	
8/19/2021	0.755		0.228 (U)	-0.0806 (U)	0.518	0.037 (U)			-0.0514 (U)
8/20/2021		0.0109 (U)							
2/10/2022	0.11 (U)	0.279 (U)				0.595		0.244 (U)	
2/11/2022			0.631		0.5		0.233 (U)		0.456 (U)
2/14/2022				0.377 (U)					
8/18/2022	0.393 (U)	0.384 (U)	0.377 (U)						
8/19/2022				0.378 (U)	0.459				
8/22/2022									0.356 (U)
8/23/2022								0.345 (U)	
8/31/2022						0.31 (U)	0.434 (U)		
2/22/2023	-0.172 (U)						0.0917 (U)	0.0285 (U)	0.297 (U)
2/23/2023		0.784	0.506 (U)	0.0406 (U)	0.0665 (U)	0.183 (U)			
8/2/2023	1.23		0.631						
8/7/2023		0.366 (U)			0.819		0.262 (U)	-0.16 (U)	0.132 (U)
8/8/2023				0.177 (U)		0.0269 (U)			

Time Series

Constituent: Combined Radium 226 + 228 (pCi/L) Analysis Run 9/20/2023 2:38 PM View: Time Series & Box Plot

Plant Scherer Client: Southern Company Data: Scherer AP

	SGWC-20	SGWC-21	SGWC-22	SGWC-23	SGWC-6	SGWC-7	SGWC-8	SGWC-9
5/11/2016					0.0394 (U)	0.214 (U)	2.05	0.134 (U)
5/12/2016	0.556	0.216 (U)	0.285 (U)	0.801				
6/27/2016					0.624 (U)	0.581 (U)	2.9	
6/29/2016	0.162 (U)	0.253 (U)	1.1	0.423 (U)				0.665 (U)
8/17/2016					0.572	0.665	2.57	
8/19/2016			0.367 (U)	0.869				
8/22/2016	0.433 (U)	0.115 (U)						0.391 (U)
10/17/2016					0.307 (U)		2.08	
10/18/2016	0.741	0.593	0.276 (U)	0.881		0.453		0.521
12/6/2016					0.122 (U)	0.368 (U)	2.25	
12/7/2016		0.897	0.318 (U)	0.455				0.367 (U)
12/8/2016	1.06							
2/14/2017					0.166 (U)	0.328 (U)	1.77	
2/15/2017				0.635				
2/16/2017	0.382 (U)	0.132 (U)	0.168 (U)					0.076 (U)
4/12/2017					0.355 (U)	0.206 (U)	2.72	
4/13/2017	0.189 (U)	0.287 (U)	0.3 (U)	0.413				0.239 (U)
6/27/2017					0.0783 (U)	0.598	2.07	0.268 (U)
6/28/2017	0.84	0.143 (U)	0.0844 (U)	0.331 (U)				
3/27/2018				0.61	0.0443 (U)	0.546	2.3	
3/28/2018	0.334 (U)	0.38	0.0661 (U)					0.378
6/6/2018					0.127 (U)	0.165 (U)	1.59	-0.0272 (U)
6/7/2018	0.235 (U)	0.514	0.222 (U)	0.64				
10/8/2018		0.374	0.499	0.437	0.77			
10/9/2018						0.385	3.01	0.565
10/18/2018	0.399							
2/19/2019			0.532	0.301 (U)				
2/20/2019	0.353	0.239 (U)			0.25 (U)	0.433	2.5	0.425
4/1/2019						0.675	1.91	-0.0113 (U)
4/2/2019	0.271 (U)	0.218 (U)	0.313 (U)	0.516	0.3 (U)			
9/16/2019					0.0805 (U)			-0.116 (U)
9/17/2019	0.591	-0.04 (U)				0.341 (U)	2.04	
9/18/2019			0.101 (U)	0.285 (U)				
2/18/2020	0.474	0.287 (U)	0.0109 (U)	0.399	-0.0675 (U)	0.326 (U)	2.06	
2/19/2020								0.0604 (U)
3/23/2020	0.258 (U)	0.384						
3/24/2020			0.188 (U)	0.183 (U)				
3/25/2020					0.411 (U)		2.99	0.206 (U)
3/26/2020						0.151 (U)		
9/14/2020					0.334 (U)	0.123 (U)	2.16	0.502 (U)
9/15/2020	0.831	1.6	1.82	1.03				
2/9/2021					0.273 (U)	0.721	2.92	0.0162 (U)
2/10/2021	0.331 (U)	0.5	0.167 (U)	0.46				
3/30/2021	0.572	0.955						
3/31/2021			0.0687 (U)	0.37 (U)				0.153 (U)
4/1/2021					0.544	0.329 (U)	2.26	
8/18/2021		0.505	0.026 (U)	0.603	-0.0332 (U)	0.726	1.68	
8/19/2021	-0.21 (U)							0.145 (U)
2/9/2022					0.145 (U)	0.659		
2/10/2022			0.346 (U)	0.204 (U)			2.08	0.179 (U)
2/11/2022	0.259 (U)	0.689						
8/18/2022						0.309 (U)	2.58	0.275 (U)

Time Series

Constituent: Combined Radium 226 + 228 (pCi/L) Analysis Run 9/20/2023 2:38 PM View: Time Series & Box Plot

Plant Scherer Client: Southern Company Data: Scherer AP

	SGWC-20	SGWC-21	SGWC-22	SGWC-23	SGWC-6	SGWC-7	SGWC-8	SGWC-9
8/19/2022					0.243 (U)			
8/22/2022	0.475 (U)	0.565	0.632	0.0738 (U)				
2/22/2023	0.154 (U)				0.0662 (U)	-0.191 (U)	0.866	0.473 (U)
2/23/2023		0.526 (U)	0.322 (U)	0.314 (U)				
8/1/2023					0.11 (U)			
8/7/2023	0.0467 (U)		0.268 (U)					0.619
8/8/2023		0.496 (U)		0.0999 (U)		0.12 (U)	1.75	

Time Series

Constituent: Fluoride, total (mg/L) Analysis Run 9/20/2023 2:38 PM View: Time Series & Box Plot
 Plant Scherer Client: Southern Company Data: Scherer AP

	PZ-13S	PZ-14S	PZ-17I	PZ-39S	PZ-40I	PZ-41S	PZ-42I	PZ-43S	PZ-44I
10/16/2018									<0.1
10/17/2018				0.087 (J)					
10/18/2018			<0.2		<0.1	<0.1	0.083 (J)	<0.1	
2/8/2022	<0.1	<0.1							
2/9/2022			0.028 (J)	<0.1		<0.1	0.033 (J)	0.028 (J)	<0.1
2/10/2022					<0.1				
8/22/2022							0.043 (J)		
8/23/2022		0.029 (J)		0.043 (J)	0.036 (J)				
8/24/2022	0.069 (J)		0.046 (J)			0.035 (J)		0.037 (J)	0.031 (J)
2/23/2023	0.042 (J)	0.043 (J)	0.049 (J)			0.06 (J)	0.079 (J)		
2/24/2023				0.062 (J)	0.047 (J)			0.042 (J)	
2/28/2023									0.034 (J)
8/1/2023		<0.1	0.052 (J)		<0.1				
8/2/2023	<0.1			0.04 (J)		<0.1	0.053 (J)	<0.1	<0.1

Time Series

Constituent: Fluoride, total (mg/L) Analysis Run 9/20/2023 2:38 PM View: Time Series & Box Plot

Plant Scherer Client: Southern Company Data: Scherer AP

	PZ-69I	SGWA-1 (bg)	SGWA-2 (bg)	SGWA-24 (bg)	SGWA-25 (bg)	SGWA-3 (bg)	SGWA-4 (bg)	SGWA-5 (bg)	SGWC-10
5/10/2016		<0.1	0.0537 (J)	0.0648 (J)	0.041 (J)	0.0192 (J)		0.0188 (J)	
5/11/2016							0.108 (J)		0.019 (J)
6/23/2016		<0.1	0.03 (J)	0.05 (J)				<0.1	
6/24/2016						0.02 (J)	0.08 (J)		
6/27/2016					0.03 (J)				
6/28/2016									<0.1
8/16/2016		<0.1	<0.2	<0.2		<0.1		<0.1	
8/17/2016					<0.2		<0.1		<0.1
10/13/2016		<0.1		<0.2					
10/14/2016			<0.2		<0.2	<0.1		<0.1	
10/17/2016							<0.1		<0.1
12/5/2016				<0.2					
12/6/2016		<0.1	<0.2		<0.2	<0.1	0.091 (J)	<0.1	<0.1
2/14/2017		<0.1	<0.2	<0.2	<0.2	<0.1	0.1 (J)	<0.1	
2/15/2017									<0.1
4/10/2017				<0.2					
4/11/2017		<0.1	<0.2		<0.2	<0.1	<0.1	<0.1	
4/12/2017									<0.1
6/26/2017		<0.1	<0.2	<0.2		<0.1	<0.1	<0.1	
6/27/2017					<0.2				<0.1
10/10/2017		<0.1	<0.2	<0.2					
10/11/2017					<0.2	<0.1	<0.1	<0.1	
10/12/2017									<0.1
3/26/2018		<0.1	<0.2	<0.2		<0.1			
3/27/2018					<0.2		<0.1	<0.1	<0.1
6/5/2018		<0.1	<0.2	<0.2	<0.2			<0.1	
6/6/2018						<0.1	<0.1		<0.1
10/5/2018		<0.1	<0.2	<0.2		<0.1			
10/8/2018					<0.2		<0.1	<0.1	
10/9/2018									<0.1
2/18/2019		<0.1	0.05 (J)				0.066 (J)		
2/19/2019				0.06 (J)	0.044 (J)	<0.1		<0.1	
2/20/2019									<0.1
3/28/2019					0.037 (J)	0.026 (J)	0.052 (J)	<0.1	
3/29/2019		<0.1	0.053 (J)	0.056 (J)					
4/1/2019									<0.1
9/12/2019								<0.1	
9/13/2019				0.049 (J)					
9/16/2019		<0.1	0.054 (J)		0.04 (J)	0.026 (J)	0.055 (J)		
9/17/2019									<0.1
2/13/2020		<0.1	0.051 (J)	0.066 (J)					
2/17/2020					0.041 (J)			<0.1	
2/18/2020						<0.1	0.068 (J)		
2/19/2020									<0.1
3/17/2020			0.038 (J)		0.041 (J)	0.029 (J)		0.03 (J)	
3/18/2020		<0.1		0.078 (J)			<0.1		
3/25/2020									0.031 (J)
9/14/2020		<0.1	0.033 (J)	0.038 (J)	0.028 (J)	<0.1	0.035 (J)	<0.1	<0.1
2/9/2021		<0.1	0.055 (J)	0.059 (J)	0.037 (J)	<0.1	0.059 (J)	<0.1	<0.1
3/30/2021		<0.1	0.048 (J)	0.052 (J)					
3/31/2021						<0.1	0.051 (J)	<0.1	0.047 (J)
4/7/2021					0.054 (J)				

Time Series

Constituent: Fluoride, total (mg/L) Analysis Run 9/20/2023 2:38 PM View: Time Series & Box Plot
 Plant Scherer Client: Southern Company Data: Scherer AP

	PZ-69I	SGWA-1 (bg)	SGWA-2 (bg)	SGWA-24 (bg)	SGWA-25 (bg)	SGWA-3 (bg)	SGWA-4 (bg)	SGWA-5 (bg)	SGWC-10
8/17/2021		0.052 (J)	0.096 (J)		0.079 (J)		0.093 (J)		
8/18/2021				0.16		0.066 (J)		0.07 (J)	
8/19/2021									<0.1
2/9/2022		0.034 (J)	0.11		0.069 (J)	0.049 (J)	0.083 (J)	0.044 (J)	
2/10/2022	0.15			0.061 (J)					
2/11/2022									0.03 (J)
8/17/2022		0.088 (J)	0.076 (J)						
8/18/2022				0.051 (J)	0.044 (J)	0.034 (J)	0.056 (J)	0.036 (J)	
8/19/2022									<0.1
8/24/2022	0.21								
2/21/2023		0.048 (J)				0.041 (J)		0.039 (J)	
2/22/2023			0.07 (J)				0.6 (o)		0.045 (J)
2/23/2023				0.074 (J)	0.075 (J)				
2/24/2023	0.083 (J)								
8/1/2023		<0.1	0.077 (J)					<0.1	
8/2/2023	0.087 (J)								
8/7/2023						<0.1	0.07 (J)		<0.1
8/8/2023				0.077 (J)	0.048 (J)				

Time Series

Constituent: Fluoride, total (mg/L) Analysis Run 9/20/2023 2:38 PM View: Time Series & Box Plot

Plant Scherer Client: Southern Company Data: Scherer AP

	SGWC-11	SGWC-12	SGWC-13	SGWC-14	SGWC-15	SGWC-16	SGWC-17	SGWC-18	SGWC-19
5/11/2016	0.033 (J)	0.11 (J)							
5/12/2016			0.042 (J)	0.031 (J)	0.1071 (J)	0.011 (J)	0.066 (J)		
5/13/2016								0.0343 (J)	0.0126 (J)
6/28/2016	0.08 (J)	0.18 (J)	0.15 (J)	0.03 (J)	0.26 (J)	0.09 (J)			
6/29/2016							0.17 (J)		0.18 (J)
6/30/2016								0.18 (J)	
8/17/2016	<0.1								
8/18/2016		0.12 (J)	<0.1	<0.1	0.14 (J)	<0.1	<0.2		
8/22/2016								<0.1	<0.1
10/17/2016	<0.1	0.082 (J)	<0.1	<0.1					
10/18/2016					0.12 (J)	<0.1			<0.1
10/19/2016							<0.2	<0.1	
12/6/2016	<0.1	0.11 (J)	<0.1						
12/7/2016				<0.1	0.13 (J)	<0.1	<0.2	<0.1	
12/8/2016									<0.1
2/15/2017	<0.1	0.13 (J)	<0.1	<0.1	0.12 (J)		0.089 (J)		
2/16/2017						<0.1		<0.1	<0.1
4/12/2017	<0.1	0.088 (J)	<0.1	<0.1	0.11 (J)				
4/13/2017						<0.1	<0.2	<0.1	<0.1
6/27/2017	<0.1	0.1 (J)	<0.1	<0.1	0.13 (J)	<0.1	<0.2		
6/28/2017								<0.1	<0.1
10/11/2017	<0.1	<0.2	<0.1	<0.1					
10/12/2017					0.13 (J)	<0.1	<0.2	<0.1	<0.1
3/27/2018	<0.1	<0.2	<0.1	<0.1	0.12 (J)	<0.1	<0.2		
3/28/2018								<0.1	<0.1
6/6/2018	<0.1	<0.2							
6/7/2018			<0.1	<0.1	0.14 (J)	<0.1	<0.2		
6/8/2018								<0.1	<0.1
10/8/2018		<0.2	<0.1	<0.1		<0.1	<0.2		
10/9/2018									<0.1
10/16/2018	<0.1				0.14 (J)				
10/18/2018								<0.1	
2/20/2019	<0.1	0.052 (J)	<0.1	<0.1	0.33	<0.1	0.034 (J)	<0.1	<0.1
4/1/2019	<0.1	0.048 (J)	<0.1	<0.1	0.072 (J)				
4/2/2019						<0.1	0.045 (J)	0.05 (J)	<0.1
9/16/2019	<0.1	0.065 (J)							
9/17/2019			0.04 (J)	0.028 (J)	0.1	<0.1	0.047 (J)	0.034 (J)	<0.1
2/18/2020	<0.1								
2/19/2020		0.064 (J)	0.027 (J)	0.026 (J)	0.13	<0.1	0.046 (J)		<0.1
2/20/2020								<0.1	
3/23/2020									0.057 (J)
3/24/2020							0.058 (J)		
3/25/2020	0.058 (J)								
3/26/2020		0.081 (J)						0.091 (J)	
3/27/2020			0.045 (J)	0.041 (J)	0.13	0.027 (J)			
9/14/2020	<0.1	0.042 (J)	<0.1						
9/15/2020				0.04 (J)	0.15	0.037 (J)	0.052 (J)	<0.1	<0.1
2/9/2021	<0.1	0.074 (J)	<0.1	<0.1	0.14	<0.1			
2/10/2021							0.03 (J)	<0.1	<0.1
3/30/2021								0.1 (J)	<0.1
3/31/2021					0.12				
4/1/2021						<0.1	0.051 (J)		

Time Series

Constituent: Fluoride, total (mg/L) Analysis Run 9/20/2023 2:38 PM View: Time Series & Box Plot
 Plant Scherer Client: Southern Company Data: Scherer AP

	SGWC-11	SGWC-12	SGWC-13	SGWC-14	SGWC-15	SGWC-16	SGWC-17	SGWC-18	SGWC-19
4/6/2021				<0.1					
4/7/2021	<0.1	0.066 (J)	0.053 (J)						
8/18/2021							0.087 (J)	0.099 (J)	
8/19/2021	<0.1		<0.1	<0.1	0.12	0.038 (J)			<0.1
8/20/2021		0.082 (J)							
2/10/2022	<0.1	0.06 (J)				<0.1		0.039 (J)	
2/11/2022			0.045 (J)		0.14		0.064 (J)		<0.1
2/14/2022				0.035 (J)					
8/18/2022	0.034 (J)	0.052 (J)	0.038 (J)						
8/19/2022				<0.1	0.11				
8/22/2022									0.041 (J)
8/23/2022								0.1 (J)	
8/31/2022						0.058 (J)	0.058 (J)		
2/22/2023	0.063 (J)						0.06 (J)	0.061 (J)	0.046 (J)
2/23/2023		0.089 (J)	0.077 (J)	0.068 (J)	0.11	0.045 (J)			
8/2/2023	<0.1		<0.1						
8/7/2023		0.078 (J)			0.13		0.076 (J)	0.043 (J)	<0.1
8/8/2023				<0.1		<0.1			

Time Series

Constituent: Fluoride, total (mg/L) Analysis Run 9/20/2023 2:38 PM View: Time Series & Box Plot

Plant Scherer Client: Southern Company Data: Scherer AP

	SGWC-20	SGWC-21	SGWC-22	SGWC-23	SGWC-6	SGWC-7	SGWC-8	SGWC-9
5/11/2016					0.133 (J)	0.245 (J)	0.362	0.076 (J)
5/12/2016	0.259 (J)	0.079 (J)	0.029 (J)	0.0341 (J)				
6/27/2016					0.21 (J)	0.23 (J)	0.45	
6/29/2016	0.45	0.15 (J)	0.04 (J)	0.04 (J)				0.13 (J)
8/17/2016					0.14 (J)	0.22	0.54	
8/19/2016			<0.1	<0.2				
8/22/2016	0.33	0.083 (J)						<0.2
10/17/2016					0.11 (J)		0.51	
10/18/2016	0.26	<0.2	<0.1	<0.2		0.24		<0.2
12/6/2016					0.14 (J)	0.26	0.58	
12/7/2016		<0.2	<0.1	<0.2				<0.2
12/8/2016	0.28							
2/14/2017					0.2	0.17 (J)	0.39	
2/15/2017				0.092 (J)				
2/16/2017	0.28	0.12 (J)	0.1 (J)					0.097 (J)
4/12/2017					0.089 (J)	0.2	0.41	
4/13/2017	0.2	<0.2	<0.1	<0.2				<0.2
6/27/2017					0.085 (J)	0.23	0.47	<0.2
6/28/2017	0.22	0.1 (J)	<0.1	<0.2				
10/11/2017					0.089 (J)	0.21		
10/12/2017	0.18 (J)	<0.2	<0.1	<0.2			0.47	<0.2
3/27/2018				<0.2	<0.2	0.19 (J)	0.4	
3/28/2018	0.19 (J)	<0.2	<0.1					<0.2
6/6/2018					<0.2	0.2	0.4	<0.2
6/7/2018	0.21	<0.2	<0.1	<0.2				
10/8/2018		<0.2	<0.1	<0.2	<0.2			
10/9/2018						0.2	0.47	<0.2
10/18/2018	0.23							
2/19/2019			<0.1	0.055 (J)				
2/20/2019	0.2	0.051 (J)			0.092 (J)	0.2	0.32	0.074 (J)
4/1/2019						0.12 (J)	0.21	0.041 (J)
4/2/2019	0.15 (J)	0.066 (J)	<0.1	0.036 (J)	0.1 (J)			
9/16/2019					0.099 (J)			0.057 (J)
9/17/2019	0.14	0.077 (J)				0.2	0.47	
9/18/2019			0.028 (J)	0.044 (J)				
2/18/2020	0.16	0.073 (J)	<0.1	0.082 (J)	0.11	0.2	0.38	
2/19/2020								0.061 (J)
3/23/2020	0.25	0.11						
3/24/2020			<0.1	0.081 (J)				
3/25/2020					0.13		0.31	0.079 (J)
3/26/2020						0.14		
9/14/2020					0.076 (J)	0.11	0.29	0.037 (J)
9/15/2020	0.15	0.061 (J)	<0.1	0.052 (J)				
2/9/2021					0.12	0.22	0.37	0.05 (J)
2/10/2021	0.19	0.049 (J)	<0.1	0.046 (J)				
3/30/2021	0.18	0.074 (J)						
3/31/2021			<0.1	0.046 (J)				0.073 (J)
4/1/2021					0.14	0.25	0.38	
8/18/2021		0.12	0.054 (J)	0.11	0.19	0.31	0.48	
8/19/2021	0.17							0.078 (J)
2/9/2022					0.19	0.27		
2/10/2022			<0.1	0.066 (J)			0.44	0.098 (J)

Time Series

Constituent: Fluoride, total (mg/L) Analysis Run 9/20/2023 2:38 PM View: Time Series & Box Plot
Plant Scherer Client: Southern Company Data: Scherer AP

	SGWC-20	SGWC-21	SGWC-22	SGWC-23	SGWC-6	SGWC-7	SGWC-8	SGWC-9
2/11/2022	0.14	0.092 (J)						
8/18/2022						0.14	0.54	0.51
8/19/2022					0.12			
8/22/2022	0.22	0.09 (J)	0.038 (J)	0.052 (J)				
2/22/2023	0.13				0.11	0.16	0.52	0.076 (J)
2/23/2023		0.087 (J)	0.075 (J)	0.089 (J)				
8/1/2023					0.13			
8/7/2023	0.18		0.04 (J)					0.11
8/8/2023		0.097 (J)		0.077 (J)		0.21	0.78	

Time Series

Constituent: Lead (mg/L) Analysis Run 9/20/2023 2:38 PM View: Time Series & Box Plot
Plant Scherer Client: Southern Company Data: Scherer AP

	PZ-13S	PZ-14S	PZ-17I	PZ-39S	PZ-40I	PZ-41S	PZ-42I	PZ-43S	PZ-44I
10/16/2018									<0.001
10/17/2018				<0.001					
10/18/2018			<0.001		<0.001	<0.001	<0.001	<0.001	
2/8/2022	<0.001	<0.001							
2/9/2022			<0.001	<0.001		<0.001	<0.001	<0.001	<0.001
2/10/2022					<0.001				
8/22/2022							0.00019 (J)		
8/23/2022		<0.001		<0.001	<0.001				
8/24/2022	<0.001		<0.001			<0.001		<0.001	<0.001
2/23/2023	<0.001	<0.001	<0.001			<0.001	<0.001		
2/24/2023				<0.001	<0.001			<0.001	
2/28/2023									<0.001
8/1/2023		<0.001	<0.001		<0.001				
8/2/2023	<0.001			<0.001		<0.001	<0.001	<0.001	<0.001

Time Series

Constituent: Lead (mg/L) Analysis Run 9/20/2023 2:38 PM View: Time Series & Box Plot
 Plant Scherer Client: Southern Company Data: Scherer AP

	PZ-69I	SGWA-1 (bg)	SGWA-2 (bg)	SGWA-24 (bg)	SGWA-25 (bg)	SGWA-3 (bg)	SGWA-4 (bg)	SGWA-5 (bg)	SGWC-10
5/10/2016		<0.001	<0.001	<0.001	<0.001	<0.001		<0.001	
5/11/2016							<0.001		<0.001
6/23/2016		<0.001	<0.001	0.0001 (J)				<0.001	
6/24/2016						<0.001	<0.001		
6/27/2016					<0.001				
6/28/2016									<0.001
8/16/2016		<0.001	<0.001	<0.001		<0.001		<0.001	
8/17/2016					<0.001		<0.001		<0.001
10/13/2016		<0.001		<0.001					
10/14/2016			<0.001		<0.001	<0.001		<0.001	
10/17/2016							<0.001		<0.001
12/5/2016				<0.001					
12/6/2016		<0.001	<0.001		<0.001	<0.001	<0.001	<0.001	<0.001
2/14/2017		<0.001	<0.001	<0.001	<0.001	<0.001	<0.001	<0.001	
2/15/2017									<0.001
4/10/2017				<0.001					
4/11/2017		<0.001	<0.001		<0.001	<0.001	<0.001	<0.001	
4/12/2017									<0.001
6/26/2017		<0.001	<0.001	<0.001		<0.001	<0.001	<0.001	
6/27/2017					<0.001				<0.001
3/26/2018		<0.001	<0.001	<0.001		<0.001			
3/27/2018					<0.001		<0.001	<0.001	<0.001
6/5/2018		<0.001	<0.001	<0.001	<0.001			<0.001	
6/6/2018						<0.001	<0.001		<0.001
10/5/2018		<0.001	<0.001	<0.001		<0.001			
10/8/2018					<0.001		<0.001	<0.001	
10/9/2018									<0.001
2/18/2019		<0.001	<0.001				<0.001		
2/19/2019				<0.001	<0.001	<0.001		<0.001	
2/20/2019									<0.001
3/28/2019					<0.001	<0.001	<0.001	<0.001	
3/29/2019		<0.001	<0.001	<0.001					
4/1/2019									<0.001
9/12/2019								<0.001	
9/13/2019				0.00014 (J)					
9/16/2019		<0.001	<0.001		<0.001	0.00017 (J)	<0.001		
9/17/2019									0.00013 (J)
2/13/2020		<0.001	<0.001	<0.001					
2/17/2020					<0.001			<0.001	
2/18/2020						<0.001	<0.001		
2/19/2020									0.00014 (J)
3/17/2020			<0.001		<0.001	<0.001		<0.001	
3/18/2020		0.00022 (J)		0.00022 (J)			0.00021 (J)		
3/25/2020									<0.001
9/14/2020		<0.001	<0.001	0.00014 (J)	<0.001	<0.001	<0.001	<0.001	<0.001
2/9/2021		<0.001	<0.001	<0.001	<0.001	<0.001	<0.001	<0.001	0.00013 (J)
3/30/2021		<0.001	<0.001	<0.001					
3/31/2021						<0.001	<0.001	<0.001	<0.001
4/7/2021					<0.001				
8/17/2021		<0.001	<0.001		<0.001		<0.001		
8/18/2021				0.00023 (J)		<0.001		0.0003 (J)	
8/19/2021									<0.001

Time Series

Constituent: Lead (mg/L) Analysis Run 9/20/2023 2:38 PM View: Time Series & Box Plot
Plant Scherer Client: Southern Company Data: Scherer AP

	PZ-69I	SGWA-1 (bg)	SGWA-2 (bg)	SGWA-24 (bg)	SGWA-25 (bg)	SGWA-3 (bg)	SGWA-4 (bg)	SGWA-5 (bg)	SGWC-10
2/9/2022		<0.001	<0.001		<0.001	<0.001	<0.001	<0.001	
2/10/2022	<0.001			<0.001					
2/11/2022									<0.001
8/17/2022		0.00018 (J)	0.00044 (J)						
8/18/2022				<0.001	<0.001	<0.001	<0.001	<0.001	
8/19/2022									<0.001
8/24/2022	<0.001								
2/21/2023		<0.001				<0.001		<0.001	
2/22/2023			<0.001				<0.001		<0.001
2/23/2023				<0.001	<0.001				
2/24/2023	<0.001								
8/1/2023		<0.001	<0.001					<0.001	
8/2/2023	<0.001								
8/7/2023						<0.001	<0.001		<0.001
8/8/2023				<0.001	<0.001				

Time Series

Constituent: Lead (mg/L) Analysis Run 9/20/2023 2:38 PM View: Time Series & Box Plot
 Plant Scherer Client: Southern Company Data: Scherer AP

	SGWC-11	SGWC-12	SGWC-13	SGWC-14	SGWC-15	SGWC-16	SGWC-17	SGWC-18	SGWC-19
5/11/2016	<0.001	<0.001							
5/12/2016			<0.001	<0.001	<0.001	<0.001	<0.001		
5/13/2016								<0.001	<0.001
6/28/2016	<0.001	<0.001	<0.001	<0.001	<0.001	<0.001			
6/29/2016							<0.001		<0.001
6/30/2016								<0.001	
8/17/2016	<0.001								
8/18/2016		<0.001	<0.001	<0.001	<0.001	<0.001	<0.001		
8/22/2016								<0.001	<0.001
10/17/2016	<0.001	<0.001	<0.001	<0.001					
10/18/2016					<0.001	<0.001			<0.001
10/19/2016							<0.001	<0.001	
12/6/2016	<0.001	<0.001	<0.001						
12/7/2016				<0.001	<0.001	<0.001	<0.001	<0.001	
12/8/2016									<0.001
2/15/2017	<0.001	<0.001	<0.001	<0.001	<0.001		<0.001		
2/16/2017						<0.001		<0.001	<0.001
4/12/2017	<0.001	<0.001	<0.001	<0.001	<0.001				
4/13/2017						<0.001	<0.001	<0.001	<0.001
6/27/2017	<0.001	<0.001	<0.001	<0.001	<0.001	<0.001	<0.001		
6/28/2017								<0.001	<0.001
3/27/2018	<0.001	<0.001	0.00039 (J)	<0.001	<0.001	<0.001	<0.001		
3/28/2018								<0.001	<0.001
6/6/2018	<0.001	<0.001							
6/7/2018			<0.001	<0.001	<0.001	<0.001	<0.001		
6/8/2018								<0.001	<0.001
10/8/2018		<0.001	<0.001	<0.001		<0.001	<0.001		
10/9/2018									<0.001
10/16/2018	<0.001				<0.001				
10/18/2018								<0.001	
2/20/2019	<0.001	<0.001	<0.001	<0.001	<0.001	<0.001	<0.001	<0.001	<0.001
4/1/2019	<0.001	<0.001	<0.001	<0.001	<0.001				
4/2/2019						<0.001	<0.001	<0.001	<0.001
9/16/2019	<0.001	<0.001							
9/17/2019			<0.001	0.00016 (J)	<0.001	<0.001	<0.001	<0.001	<0.001
2/18/2020	<0.001								
2/19/2020		<0.001	<0.001	<0.001	<0.001	<0.001	<0.001		<0.001
2/20/2020								<0.001	
3/23/2020									<0.001
3/24/2020							<0.001		
3/25/2020	<0.001								
3/26/2020		<0.001						<0.001	
3/27/2020			<0.001	0.00066 (J)	0.00023 (J)	0.00013 (J)			
9/14/2020	<0.001	<0.001	<0.001						
9/15/2020				<0.001	<0.001	<0.001	<0.001	<0.001	<0.001
2/9/2021	<0.001	<0.001	<0.001	<0.001	<0.001	<0.001			
2/10/2021							0.00017 (J)	0.00029 (J)	<0.001
3/30/2021								<0.001	<0.001
3/31/2021					<0.001				
4/1/2021						<0.001	<0.001		
4/6/2021				<0.001					
4/7/2021	<0.001	<0.001	<0.001						

Time Series

Constituent: Lead (mg/L) Analysis Run 9/20/2023 2:38 PM View: Time Series & Box Plot
Plant Scherer Client: Southern Company Data: Scherer AP

	SGWC-11	SGWC-12	SGWC-13	SGWC-14	SGWC-15	SGWC-16	SGWC-17	SGWC-18	SGWC-19
8/18/2021							<0.001	0.00071 (J)	
8/19/2021	<0.001		<0.001	<0.001	<0.001	<0.001			<0.001
8/20/2021		<0.001							
2/10/2022	<0.001	0.0002 (J)				<0.001		<0.001	
2/11/2022			<0.001		<0.001		<0.001		0.00033 (J)
2/14/2022				<0.001					
8/18/2022	<0.001	<0.001	<0.001						
8/19/2022				0.00028 (J)	<0.001				
8/22/2022									<0.001
8/23/2022								<0.001	
8/31/2022						<0.001	<0.001		
2/22/2023	<0.001						<0.001	<0.001	<0.001
2/23/2023		<0.001	<0.001	<0.001	<0.001	<0.001			
8/2/2023	<0.001		<0.001						
8/7/2023		<0.001			<0.001		<0.001	<0.001	<0.001
8/8/2023				<0.001		<0.001			

Time Series

Constituent: Lead (mg/L) Analysis Run 9/20/2023 2:38 PM View: Time Series & Box Plot
 Plant Scherer Client: Southern Company Data: Scherer AP

	SGWC-20	SGWC-21	SGWC-22	SGWC-23	SGWC-6	SGWC-7	SGWC-8	SGWC-9
5/11/2016					<0.001	<0.001	<0.001	<0.001
5/12/2016	<0.001	<0.001	<0.001	<0.001				
6/27/2016					<0.001	<0.001	<0.001	
6/29/2016	0.0005 (J)	9E-05 (J)	<0.001	9E-05 (J)				<0.001
8/17/2016					<0.001	0.00085 (J)	<0.001	
8/19/2016			<0.001	<0.001				
8/22/2016	<0.001	<0.001						<0.001
10/17/2016					<0.001		<0.001	
10/18/2016	<0.001	<0.001	<0.001	<0.001		<0.001		<0.001
12/6/2016					<0.001	<0.001	<0.001	
12/7/2016		<0.001	<0.001	<0.001				<0.001
12/8/2016	<0.001							
2/14/2017					<0.001	<0.001	<0.001	
2/15/2017				<0.001				
2/16/2017	0.00035 (J)	<0.001	<0.001					<0.001
4/12/2017					<0.001	<0.001	<0.001	
4/13/2017	<0.001	<0.001	<0.001	<0.001				<0.001
6/27/2017					<0.001	<0.001	<0.001	<0.001
6/28/2017	0.00041 (J)	<0.001	<0.001	<0.001				
3/27/2018				<0.001	<0.001	<0.001	<0.001	
3/28/2018	<0.001	<0.001	<0.001					<0.001
6/6/2018					<0.001	<0.001	<0.001	<0.001
6/7/2018	<0.001	<0.001	<0.001	<0.001				
10/8/2018		<0.001	<0.001	<0.001	<0.001			
10/9/2018						<0.001	<0.001	<0.001
10/18/2018	<0.001							
2/19/2019			<0.001	<0.001				
2/20/2019	0.00027 (J)	<0.001			<0.001	<0.001	<0.001	<0.001
4/1/2019						<0.001	<0.001	<0.001
4/2/2019	<0.001	<0.001	<0.001	<0.001	<0.001			
9/16/2019					<0.001			<0.001
9/17/2019	0.00025 (J)	<0.001				<0.001	<0.001	
9/18/2019			<0.001	<0.001				
2/18/2020	0.00025 (J)	<0.001	0.00018 (J)	<0.001	<0.001	<0.001	<0.001	
2/19/2020								<0.001
3/23/2020	0.00023 (J)	<0.001						
3/24/2020			<0.001	<0.001				
3/25/2020					0.0002 (J)		0.00029 (J)	<0.001
3/26/2020						<0.001		
9/14/2020					<0.001	<0.001	<0.001	<0.001
9/15/2020	0.00017 (J)	0.00022 (J)	0.00019 (J)	<0.001				
2/9/2021					<0.001	0.00014 (J)	0.00062 (J)	<0.001
2/10/2021	0.0003 (J)	0.00016 (J)	0.00016 (J)	<0.001				
3/30/2021	0.00018 (J)	0.0002 (J)						
3/31/2021			0.00015 (J)	<0.001				<0.001
4/1/2021					<0.001	0.00015 (J)	<0.001	
8/18/2021		0.00041 (J)	<0.001	<0.001	<0.001	<0.001	<0.001	
8/19/2021	0.00034 (J)							<0.001
2/9/2022					<0.001	<0.001		
2/10/2022			<0.001	<0.001			<0.001	<0.001
2/11/2022	0.00021 (J)	<0.001						
8/18/2022						<0.001	<0.001	<0.001

Time Series

Constituent: Lead (mg/L) Analysis Run 9/20/2023 2:38 PM View: Time Series & Box Plot
Plant Scherer Client: Southern Company Data: Scherer AP

	SGWC-20	SGWC-21	SGWC-22	SGWC-23	SGWC-6	SGWC-7	SGWC-8	SGWC-9
8/19/2022					<0.001			
8/22/2022	0.00028 (J)	0.0002 (J)	0.00017 (J)	<0.001				
2/22/2023	<0.001				<0.001	<0.001	<0.001	<0.001
2/23/2023		<0.001	<0.001	<0.001				
8/1/2023					<0.001			
8/7/2023	<0.001		<0.001					<0.001
8/8/2023		<0.001		<0.001		<0.001	<0.001	

Time Series

Constituent: Lithium (mg/L) Analysis Run 9/20/2023 2:38 PM View: Time Series & Box Plot
 Plant Scherer Client: Southern Company Data: Scherer AP

	PZ-13S	PZ-14S	PZ-17I	PZ-39S	PZ-40I	PZ-41S	PZ-42I	PZ-43S	PZ-44I
10/16/2018									0.069
10/17/2018				0.0027 (J)					
10/18/2018			0.0017 (J)		0.015	0.0029 (J)	0.004 (J)	0.0015 (J)	
3/2/2020									<0.005
4/2/2021		<0.005							
4/7/2021									0.02
8/18/2021		<0.005							0.0095
2/8/2022	0.0025 (J)	0.0015 (J)							
2/9/2022			<0.005	0.012		<0.005	0.0026 (J)	0.0031 (J)	0.01
2/10/2022					0.01				
8/22/2022							0.0036 (J)		
8/23/2022		0.0011 (J)		0.022	0.01				
8/24/2022	0.0023 (J)		<0.005			0.00099 (J)		0.0032 (J)	0.011
2/23/2023	0.0033 (J)	0.0022 (J)	0.0016 (J)			<0.005	0.0064		
2/24/2023				0.0071	0.011			0.0046 (J)	
2/28/2023									0.014
8/1/2023		<0.005	<0.005		0.0083				
8/2/2023	<0.005			0.0063		<0.005	0.0055	<0.005	0.015

Time Series

Constituent: Lithium (mg/L) Analysis Run 9/20/2023 2:38 PM View: Time Series & Box Plot

Plant Scherer Client: Southern Company Data: Scherer AP

	PZ-69I	SGWA-1 (bg)	SGWA-2 (bg)	SGWA-24 (bg)	SGWA-25 (bg)	SGWA-3 (bg)	SGWA-4 (bg)	SGWA-5 (bg)	SGWC-10
5/10/2016		<0.005	<0.005	<0.005	<0.005	<0.005		<0.005	
5/11/2016							<0.005		<0.005
6/23/2016		0.0013 (J)	<0.005	<0.005				<0.005	
6/24/2016						<0.005	<0.005		
6/27/2016					<0.005				
6/28/2016									<0.005
8/16/2016		<0.005	<0.005	<0.005		<0.005		<0.005	
8/17/2016					<0.005		<0.005		<0.005
10/13/2016		<0.005		<0.005					
10/14/2016			<0.005		<0.005	<0.005		<0.005	
10/17/2016							<0.005		<0.005
12/5/2016				<0.005					
12/6/2016		<0.005	<0.005		<0.005	<0.005	<0.005	<0.005	<0.005
2/14/2017		<0.005	<0.005	<0.005	<0.005	<0.005	<0.005	<0.005	
2/15/2017									<0.005
4/10/2017				<0.005					
4/11/2017		<0.005	<0.005		<0.005	<0.005	<0.005	<0.005	
4/12/2017									<0.005
6/26/2017		<0.005	<0.005	<0.005		<0.005	<0.005	<0.005	
6/27/2017					<0.005				<0.005
3/26/2018		0.0024 (J)	<0.005	<0.005		0.0013 (J)			
3/27/2018					<0.005		<0.005	0.0017 (J)	<0.005
6/5/2018		0.0018 (J)	<0.005	0.0011 (J)	0.0015 (J)			<0.005	
6/6/2018						<0.005	<0.005		<0.005
10/5/2018		0.0018 (J)	<0.005	0.0012 (J)		<0.005			
10/8/2018					<0.005		<0.005	<0.005	
10/9/2018									<0.005
2/18/2019		<0.005	<0.005				<0.005		
2/19/2019				<0.005	<0.005	<0.005		<0.005	
2/20/2019									<0.005
3/28/2019					<0.005	<0.005	<0.005	<0.005	
3/29/2019		<0.005	<0.005	<0.005					
4/1/2019									<0.005
9/12/2019								<0.005	
9/13/2019				<0.005					
9/16/2019		0.0034	<0.005		<0.005	<0.005	<0.005		
9/17/2019									<0.005
2/13/2020		<0.005	<0.005	<0.005					
2/17/2020					<0.005			<0.005	
2/18/2020						<0.005	<0.005		
2/19/2020									<0.005
3/17/2020			<0.005		<0.005	<0.005		<0.005	
3/18/2020		<0.005		<0.005			<0.005		
3/25/2020									<0.005
9/14/2020		<0.005	<0.005	<0.005	<0.005	<0.005	<0.005	<0.005	<0.005
2/9/2021		<0.005	<0.005	<0.005	<0.005	<0.005	<0.005	<0.005	<0.005
3/30/2021		<0.005	<0.005	<0.005					
3/31/2021						<0.005	<0.005	<0.005	<0.005
4/7/2021					<0.005				
8/17/2021		<0.005	<0.005		<0.005		<0.005		
8/18/2021				<0.005		<0.005		<0.005	
8/19/2021									<0.005

Time Series

Constituent: Lithium (mg/L) Analysis Run 9/20/2023 2:38 PM View: Time Series & Box Plot
 Plant Scherer Client: Southern Company Data: Scherer AP

Date	PZ-69I	SGWA-1 (bg)	SGWA-2 (bg)	SGWA-24 (bg)	SGWA-25 (bg)	SGWA-3 (bg)	SGWA-4 (bg)	SGWA-5 (bg)	SGWC-10
2/9/2022		0.0011 (J)	<0.005		<0.005	<0.005	<0.005	0.00094 (J)	
2/10/2022	0.0029 (J)			<0.005					
2/11/2022									<0.005
8/17/2022		0.0035 (J)	0.0016 (J)						
8/18/2022				0.0015 (J)	0.0014 (J)	0.0012 (J)	0.00086 (J)	0.0019 (J)	
8/19/2022									0.0011 (J)
8/24/2022	0.0025 (J)								
2/21/2023		0.0022 (J)				<0.005		0.002 (J)	
2/22/2023			<0.005				<0.005		<0.005
2/23/2023				0.0022 (J)	0.002 (J)				
2/24/2023	0.0026 (J)								
8/1/2023		<0.005	<0.005					<0.005	
8/2/2023	<0.005								
8/7/2023						<0.005	<0.005		<0.005
8/8/2023				<0.005	<0.005				

Time Series

Constituent: Lithium (mg/L) Analysis Run 9/20/2023 2:38 PM View: Time Series & Box Plot

Plant Scherer Client: Southern Company Data: Scherer AP

	SGWC-11	SGWC-12	SGWC-13	SGWC-14	SGWC-15	SGWC-16	SGWC-17	SGWC-18	SGWC-19
5/11/2016	<0.005	<0.005							
5/12/2016			<0.005	<0.005	<0.005	<0.005	<0.005		
5/13/2016								<0.005	<0.005
6/28/2016	0.0013 (J)	<0.005	<0.005	<0.005	0.0024 (J)	<0.005			
6/29/2016							<0.005		<0.005
6/30/2016								0.0032 (J)	
8/17/2016	<0.005								
8/18/2016		<0.005	<0.005	<0.005	<0.005	<0.005	<0.005		
8/22/2016								<0.005	<0.005
10/17/2016	<0.005	<0.005	<0.005	<0.005					
10/18/2016					<0.005	<0.005			<0.005
10/19/2016							<0.005	0.0042 (J)	
12/6/2016	<0.005	<0.005	<0.005						
12/7/2016				<0.005	<0.005	<0.005	<0.005	<0.005	
12/8/2016									<0.005
2/15/2017	<0.005	<0.005	<0.005	<0.005	<0.005		<0.005		
2/16/2017						<0.005		0.0034 (J)	<0.005
4/12/2017	<0.005	<0.005	<0.005	<0.005	<0.005				
4/13/2017						<0.005	<0.005	<0.005	<0.005
6/27/2017	<0.005	<0.005	<0.005	<0.005	<0.005	<0.005	<0.005		
6/28/2017								<0.005	<0.005
3/27/2018	0.0029 (J)	<0.005	<0.005	<0.005	0.0034 (J)	<0.005	0.0014 (J)		
3/28/2018								0.0056	<0.005
6/6/2018	0.0017 (J)	<0.005							
6/7/2018			<0.005	<0.005	0.003 (J)	<0.005	<0.005		
6/8/2018								0.0042 (J)	0.0022 (J)
10/8/2018		<0.005	0.0014 (J)	0.0011 (J)		0.0015 (J)	<0.005		
10/9/2018									<0.005
10/16/2018	0.0031 (J)				0.0034 (J)				
10/18/2018								0.0054	
2/20/2019	0.0031 (J)	<0.005	<0.005	<0.005	0.0038 (J)	<0.005	<0.005	0.0054	<0.005
4/1/2019	0.0017 (J)	0.0011 (J)	<0.005	<0.005	0.0025 (J)				
4/2/2019						<0.005	<0.005	0.0041 (J)	0.0021 (J)
9/16/2019	<0.005	<0.005							
9/17/2019			<0.005	<0.005	0.0037	<0.005	<0.005	0.005	<0.005
2/18/2020	<0.005								
2/19/2020		<0.005	<0.005	<0.005	<0.005	<0.005	<0.005		<0.005
2/20/2020								0.0045 (J)	
3/23/2020									<0.005
3/24/2020							<0.005		
3/25/2020	<0.005								
3/26/2020		<0.005						0.0046 (J)	
3/27/2020			<0.005	<0.005	0.0038 (J)	<0.005			
9/14/2020	<0.005	<0.005	<0.005						
9/15/2020				<0.005	0.0037 (J)	<0.005	<0.005	0.0049 (J)	<0.005
2/9/2021	<0.005	<0.005	<0.005	<0.005	<0.005	<0.005			
2/10/2021							<0.005	0.0055	<0.005
3/30/2021								0.0043 (J)	<0.005
3/31/2021					<0.005				
4/1/2021						<0.005	<0.005		
4/6/2021				<0.005					
4/7/2021	<0.005	<0.005	<0.005						

Time Series

Constituent: Lithium (mg/L) Analysis Run 9/20/2023 2:38 PM View: Time Series & Box Plot
Plant Scherer Client: Southern Company Data: Scherer AP

	SGWC-11	SGWC-12	SGWC-13	SGWC-14	SGWC-15	SGWC-16	SGWC-17	SGWC-18	SGWC-19
8/18/2021							<0.005	0.0047 (J)	
8/19/2021	<0.005		<0.005	<0.005	<0.005	<0.005			<0.005
8/20/2021		<0.005							
2/10/2022	0.0022 (J)	<0.005				<0.005		0.0039 (J)	
2/11/2022			<0.005		0.0027 (J)		<0.005		0.0072
2/14/2022				<0.005					
8/18/2022	0.0033 (J)	0.0012 (J)	0.0012 (J)						
8/19/2022				0.0015 (J)	0.0038 (J)				
8/22/2022									0.0012 (J)
8/23/2022								0.0032 (J)	
8/31/2022						0.0012 (J)	<0.005		
2/22/2023	0.0024 (J)						<0.005	0.0035 (J)	0.0015 (J)
2/23/2023		<0.005	<0.005	<0.005	0.0022 (J)	<0.005			
8/2/2023	<0.005		<0.005						
8/7/2023		<0.005			<0.005		<0.005	<0.005	<0.005
8/8/2023				<0.005		<0.005			

Time Series

Constituent: Lithium (mg/L) Analysis Run 9/20/2023 2:38 PM View: Time Series & Box Plot

Plant Scherer Client: Southern Company Data: Scherer AP

	SGWC-20	SGWC-21	SGWC-22	SGWC-23	SGWC-6	SGWC-7	SGWC-8	SGWC-9
5/11/2016					<0.005	<0.05 (O)	<0.005	<0.005
5/12/2016	<0.05 (O)	<0.005	<0.005	<0.005				
6/27/2016					<0.005	0.0031 (J)	0.0013 (J)	
6/29/2016	0.0043 (J)	<0.005	<0.005	0.0027 (J)				<0.005
8/17/2016					<0.005	0.0046 (J)	<0.005	
8/19/2016			<0.005	<0.005				
8/22/2016	0.0051	<0.005						<0.005
10/17/2016					<0.005		<0.005	
10/18/2016	0.0038 (J)	<0.005	<0.005	0.0032 (J)		0.0036 (J)		<0.005
12/6/2016					<0.005	0.0043 (J)	<0.005	
12/7/2016		<0.005	<0.005	0.0043 (J)				<0.005
12/8/2016	0.0043 (J)							
2/14/2017					<0.005	0.0043 (J)	<0.005	
2/15/2017				<0.005				
2/16/2017	0.0047 (J)	<0.005	<0.005					<0.005
4/12/2017					<0.005	0.0051	<0.005	
4/13/2017	0.004 (J)	<0.005	<0.005	0.0036 (J)				<0.005
6/27/2017					<0.005	0.0033 (J)	<0.005	<0.005
6/28/2017	0.0032 (J)	<0.005	<0.005	0.0032 (J)				
3/27/2018				0.005	<0.005	0.0061	0.0023 (J)	
3/28/2018	0.0053	0.0038 (J)	0.0033 (J)					<0.005
6/6/2018					<0.005	0.004 (J)	0.0018 (J)	<0.005
6/7/2018	0.0038 (J)	0.0013 (J)	<0.005	0.0027 (J)				
10/8/2018		0.0019 (J)	0.0011 (J)	0.0035 (J)	<0.005			
10/9/2018						0.0053	0.002 (J)	<0.005
10/18/2018	0.0062							
2/19/2019			<0.005	<0.005				
2/20/2019	0.0048 (J)	<0.005			<0.005	0.006	<0.005	<0.005
4/1/2019						0.0058	0.0021 (J)	<0.005
4/2/2019	0.0046 (J)	0.0027 (J)	0.0026 (J)	0.0041 (J)	<0.005			
9/16/2019					<0.005			<0.005
9/17/2019	0.0042	<0.005				0.0049	<0.005	
9/18/2019			<0.005	0.0043				
2/18/2020	0.0036 (J)	<0.005	<0.005	<0.005	<0.005	0.0052	<0.005	
2/19/2020								<0.005
3/23/2020	0.0045 (J)	<0.005						
3/24/2020			<0.005	<0.005				
3/25/2020					<0.005		<0.005	<0.005
3/26/2020						0.006		
9/14/2020					<0.005	0.0051	<0.005	<0.005
9/15/2020	0.0037 (J)	<0.005	<0.005	<0.005				
2/9/2021					<0.005	0.0052	<0.005	<0.005
2/10/2021	0.0047 (J)	<0.005	<0.005	<0.005				
3/30/2021	<0.005	<0.005						
3/31/2021			<0.005	<0.005				<0.005
4/1/2021					<0.005	0.0053	<0.005	
8/18/2021		<0.005	<0.005	<0.005	<0.005	0.0034 (J)	<0.005	
8/19/2021	0.0046 (J)							<0.005
2/9/2022					0.0013 (J)	0.0048 (J)		
2/10/2022			<0.005	0.0029 (J)			0.0015 (J)	<0.005
2/11/2022	0.0037 (J)	0.0011 (J)						
8/18/2022						0.0061	0.0025 (J)	0.0014 (J)

Time Series

Constituent: Lithium (mg/L) Analysis Run 9/20/2023 2:38 PM View: Time Series & Box Plot
Plant Scherer Client: Southern Company Data: Scherer AP

	SGWC-20	SGWC-21	SGWC-22	SGWC-23	SGWC-6	SGWC-7	SGWC-8	SGWC-9
8/19/2022					0.0023 (J)			
8/22/2022	0.003 (J)	<0.005	0.00087 (J)	0.002 (J)				
2/22/2023	0.0025 (J)				<0.005	0.0056	0.0014 (J)	<0.005
2/23/2023		<0.005	0.0019 (J)	0.0042 (J)				
8/1/2023					<0.005			
8/7/2023	<0.005		<0.005					<0.005
8/8/2023		<0.005		<0.005		0.0041 (J)	<0.005	

Time Series

Constituent: Mercury (mg/L) Analysis Run 9/20/2023 2:38 PM View: Time Series & Box Plot
Plant Scherer Client: Southern Company Data: Scherer AP

	PZ-13S	PZ-14S	PZ-17I	PZ-39S	PZ-40I	PZ-41S	PZ-42I	PZ-43S	PZ-44I
10/16/2018									8.4E-05 (J)
10/17/2018				<0.0002					
10/18/2018			<0.0002		<0.0002	<0.0002	<0.0002	<0.0002	
2/8/2022	0.00022	<0.0002							
2/9/2022			<0.0002	<0.0002		<0.0002	<0.0002	<0.0002	<0.0002
2/10/2022					<0.0002				
8/24/2022	0.00024		<0.0002			<0.0002		<0.0002	<0.0002
10/31/2022		<0.0002		<0.0002	<0.0002		<0.0002		
2/23/2023	0.00015 (J)	<0.0002	<0.0002			<0.0002	<0.0002		
2/24/2023				<0.0002	<0.0002			<0.0002	
2/28/2023									<0.0002
8/1/2023		<0.0002	<0.0002		<0.0002				
8/2/2023	0.00016 (J)			<0.0002		<0.0002	<0.0002	<0.0002	<0.0002

Time Series

Constituent: Mercury (mg/L) Analysis Run 9/20/2023 2:38 PM View: Time Series & Box Plot

Plant Scherer Client: Southern Company Data: Scherer AP

	PZ-69I	SGWA-1 (bg)	SGWA-2 (bg)	SGWA-24 (bg)	SGWA-25 (bg)	SGWA-3 (bg)	SGWA-4 (bg)	SGWA-5 (bg)	SGWC-10
5/10/2016		<0.0002	<0.0002	<0.0002	<0.0002	<0.0002		<0.0002	
5/11/2016							<0.0002		<0.0002
6/23/2016		<0.0002	<0.0002	<0.0002				<0.0002	
6/24/2016						<0.0002	<0.0002		
6/27/2016					<0.0002				
6/28/2016									<0.0002
8/16/2016		<0.0002	<0.0002	<0.0002		<0.0002		7.2E-05 (J)	
8/17/2016					<0.0002		<0.0002		<0.0002
10/13/2016		<0.0002		<0.0002					
10/14/2016			<0.0002		<0.0002	<0.0002		<0.0002	
10/17/2016							<0.0002		<0.0002
12/5/2016				0.00012 (J)					
12/6/2016		0.00012 (J)	0.00011 (J)		0.00011 (J)	8.7E-05 (J)	0.00011 (J)	0.00012 (J)	0.00013 (J)
2/14/2017		<0.0002	<0.0002	<0.0002	<0.0002	<0.0002	<0.0002	<0.0002	
2/15/2017									<0.0002
4/10/2017				<0.0002					
4/11/2017		<0.0002	<0.0002		<0.0002	<0.0002	<0.0002	<0.0002	
4/12/2017									<0.0002
6/26/2017		<0.0002	<0.0002	<0.0002		<0.0002	<0.0002	<0.0002	
6/27/2017					<0.0002				<0.0002
3/26/2018		8.9E-05 (J)	<0.0002	<0.0002		<0.0002			
3/27/2018					<0.0002		<0.0002	<0.0002	<0.0002
6/5/2018		<0.0002	<0.0002	<0.0002	7.5E-05 (J)			<0.0002	
6/6/2018						<0.0002	<0.0002		<0.0002
10/5/2018		<0.0002	<0.0002	<0.0002		<0.0002			
10/8/2018					<0.0002		<0.0002	<0.0002	
10/9/2018									<0.0002
2/18/2019		<0.0002	<0.0002				<0.0002		
2/19/2019				<0.0002	<0.0002	<0.0002		<0.0002	
2/20/2019									<0.0002
3/28/2019					<0.0002	<0.0002	<0.0002	<0.0002	
3/29/2019		7E-05 (J)	<0.0002	<0.0002					
4/1/2019									<0.0002
9/12/2019								<0.0002	
9/13/2019				<0.0002					
9/16/2019		<0.0002	<0.0002		<0.0002	0.0005	0.00027		
9/17/2019									<0.0002
12/3/2019						<0.0002	<0.0002		
2/13/2020		<0.0002	<0.0002	<0.0002					
2/17/2020					<0.0002			<0.0002	
2/18/2020						<0.0002	<0.0002		
2/19/2020									<0.0002
3/17/2020			<0.0002		<0.0002	<0.0002		<0.0002	
3/18/2020		<0.0002		<0.0002			<0.0002		
3/25/2020									<0.0002
9/14/2020		<0.0002	<0.0002	<0.0002	<0.0002	<0.0002	<0.0002	<0.0002	<0.0002
2/9/2021		<0.0002	<0.0002	<0.0002	<0.0002	<0.0002	<0.0002	<0.0002	<0.0002
3/30/2021		<0.0002	<0.0002	<0.0002					
3/31/2021						<0.0002	<0.0002	<0.0002	<0.0002
4/7/2021					<0.0002				
8/17/2021		<0.0002	<0.0002		<0.0002		<0.0002		
8/18/2021				<0.0002		<0.0002		<0.0002	

Time Series

Constituent: Mercury (mg/L) Analysis Run 9/20/2023 2:38 PM View: Time Series & Box Plot
Plant Scherer Client: Southern Company Data: Scherer AP

	PZ-69I	SGWA-1 (bg)	SGWA-2 (bg)	SGWA-24 (bg)	SGWA-25 (bg)	SGWA-3 (bg)	SGWA-4 (bg)	SGWA-5 (bg)	SGWC-10
8/19/2021									<0.0002
2/9/2022		<0.0002	<0.0002		<0.0002	<0.0002	<0.0002	<0.0002	
2/10/2022	<0.0002			<0.0002					
2/11/2022									<0.0002
8/17/2022		<0.0002	<0.0002						
8/18/2022				<0.0002	<0.0002	<0.0002	<0.0002	<0.0002	
8/19/2022									<0.0002
8/24/2022	<0.0002								
2/21/2023		<0.0002				<0.0002		<0.0002	
2/22/2023			<0.0002				<0.0002		<0.0002
2/23/2023				<0.0002	<0.0002				
2/24/2023	<0.0002								
8/1/2023		<0.0002	<0.0002					<0.0002	
8/2/2023	<0.0002								
8/7/2023						<0.0002	<0.0002		<0.0002
8/8/2023				<0.0002	<0.0002				

Time Series

Constituent: Mercury (mg/L) Analysis Run 9/20/2023 2:38 PM View: Time Series & Box Plot

Plant Scherer Client: Southern Company Data: Scherer AP

	SGWC-11	SGWC-12	SGWC-13	SGWC-14	SGWC-15	SGWC-16	SGWC-17	SGWC-18	SGWC-19
5/11/2016	<0.0002	<0.0002							
5/12/2016			<0.0002	<0.0002	<0.0002	<0.0002	<0.0002		
5/13/2016								<0.0002	<0.0002
6/28/2016	<0.0002	<0.0002	<0.0002	<0.0002	<0.0002	<0.0002			
6/29/2016							<0.0002		<0.0002
6/30/2016								<0.0002	
8/17/2016	<0.0002								
8/18/2016		<0.0002	<0.0002	<0.0002	0.00011 (J)	<0.0002	<0.0002		
8/22/2016								0.00014 (J)	<0.0002
10/17/2016	<0.0002	<0.0002	<0.0002	8.9E-05 (J)					
10/18/2016					0.00012 (J)	<0.0002			<0.0002
10/19/2016							<0.0002	<0.0002	
12/6/2016	0.0001 (J)	9.3E-05 (J)	0.00011 (J)						
12/7/2016				0.00012 (J)	0.00017 (J)	7.6E-05 (J)	0.00011 (J)	0.00014 (J)	
12/8/2016									<0.0002
2/15/2017	<0.0002	<0.0002	<0.0002	<0.0002	0.00011 (J)		<0.0002		
2/16/2017						<0.0002		8.4E-05 (J)	<0.0002
4/12/2017	<0.0002	<0.0002	<0.0002	<0.0002	7.2E-05 (J)				
4/13/2017						<0.0002	<0.0002	<0.0002	<0.0002
6/27/2017	<0.0002	<0.0002	<0.0002	<0.0002	8.4E-05 (J)	<0.0002	<0.0002		
6/28/2017								<0.0002	<0.0002
3/27/2018	<0.0002	<0.0002	<0.0002	0.0001 (J)	0.00014 (J)	<0.0002	<0.0002		
3/28/2018								8.3E-05 (J)	<0.0002
6/6/2018	<0.0002	<0.0002							
6/7/2018			<0.0002	<0.0002	0.00013 (J)	<0.0002	0.00011 (J)		
6/8/2018								0.00014 (J)	<0.0002
10/8/2018		<0.0002	<0.0002	<0.0002		<0.0002	<0.0002		
10/9/2018									<0.0002
10/16/2018	<0.0002				<0.0002				
10/18/2018								0.00021	
2/20/2019	<0.0002	<0.0002	<0.0002	<0.0002	<0.0002	<0.0002	<0.0002	0.00026	<0.0002
4/1/2019	<0.0002	<0.0002	<0.0002	<0.0002	<0.0002				
4/2/2019						<0.0002	<0.0002	0.0002	<0.0002
9/16/2019	<0.0002	<0.0002							
9/17/2019			<0.0002	<0.0002	<0.0002	<0.0002	<0.0002	0.00014 (J)	<0.0002
2/18/2020	<0.0002								
2/19/2020		<0.0002	<0.0002	0.0002	0.00016 (J)	<0.0002	<0.0002		<0.0002
2/20/2020								0.00022	
3/23/2020									<0.0002
3/24/2020							<0.0002		
3/25/2020	<0.0002								
3/26/2020		<0.0002						0.00019 (J)	
3/27/2020			<0.0002	<0.0002	0.00011 (J)	<0.0002			
9/14/2020	<0.0002	<0.0002	<0.0002						
9/15/2020				<0.0002	<0.0002	<0.0002	<0.0002	0.00013 (J)	<0.0002
2/9/2021	<0.0002	<0.0002	<0.0002	<0.0002	0.00013 (J)	<0.0002			
2/10/2021							<0.0002	0.00018 (J)	<0.0002
3/30/2021								0.00022	<0.0002
3/31/2021					0.00018 (J)				
4/1/2021						<0.0002	<0.0002		
4/6/2021				<0.0002					
4/7/2021	<0.0002	<0.0002	<0.0002						

Time Series

Constituent: Mercury (mg/L) Analysis Run 9/20/2023 2:38 PM View: Time Series & Box Plot
Plant Scherer Client: Southern Company Data: Scherer AP

	SGWC-11	SGWC-12	SGWC-13	SGWC-14	SGWC-15	SGWC-16	SGWC-17	SGWC-18	SGWC-19
8/18/2021							0.00017 (J)	0.00022	
8/19/2021	<0.0002		<0.0002	<0.0002	<0.0002	<0.0002			<0.0002
8/20/2021		<0.0002							
2/10/2022	<0.0002	<0.0002				<0.0002		<0.0002	
2/11/2022			<0.0002		<0.0002		<0.0002		<0.0002
2/14/2022				<0.0002					
8/18/2022	<0.0002	<0.0002	<0.0002						
8/19/2022				<0.0002	<0.0002				
8/31/2022						<0.0002	0.00013 (J)		
10/31/2022								<0.0002	<0.0002
2/22/2023	<0.0002						<0.0002	<0.0002	<0.0002
2/23/2023		<0.0002	<0.0002	<0.0002	<0.0002	<0.0002			
8/2/2023	<0.0002		<0.0002						
8/7/2023		<0.0002			0.0001 (J)		<0.0002	8.3E-05 (J)	<0.0002
8/8/2023				<0.0002		<0.0002			

Time Series

Constituent: Mercury (mg/L) Analysis Run 9/20/2023 2:38 PM View: Time Series & Box Plot

Plant Scherer Client: Southern Company Data: Scherer AP

	SGWC-20	SGWC-21	SGWC-22	SGWC-23	SGWC-6	SGWC-7	SGWC-8	SGWC-9
5/11/2016					<0.0002	<0.0002	<0.0002	<0.0002
5/12/2016	<0.0002	<0.0002	<0.0002	<0.0002				
6/27/2016					<0.0002	<0.0002	<0.0002	
6/29/2016	<0.0002	<0.0002	<0.0002	<0.0002				<0.0002
8/17/2016					<0.0002	<0.0002	<0.0002	
8/19/2016			<0.0002	7.1E-05 (J)				
8/22/2016	7.3E-05 (J)	<0.0002						<0.0002
10/17/2016					<0.0002		<0.0002	
10/18/2016	<0.0002	<0.0002	<0.0002	<0.0002		<0.0002		<0.0002
12/6/2016					0.00011 (J)	0.00011 (J)	7.6E-05 (J)	
12/7/2016		0.0001 (J)	9.9E-05 (J)	0.00011 (J)				0.0001 (J)
12/8/2016	<0.0002							
2/14/2017					<0.0002	<0.0002	<0.0002	
2/15/2017				<0.0002				
2/16/2017	<0.0002	<0.0002	<0.0002					<0.0002
4/12/2017					<0.0002	<0.0002	<0.0002	
4/13/2017	<0.0002	<0.0002	<0.0002	<0.0002				<0.0002
6/27/2017					<0.0002	<0.0002	<0.0002	<0.0002
6/28/2017	<0.0002	<0.0002	<0.0002	<0.0002				
3/27/2018				<0.0002	<0.0002	<0.0002	<0.0002	
3/28/2018	<0.0002	<0.0002	<0.0002					<0.0002
6/6/2018					<0.0002	<0.0002	<0.0002	<0.0002
6/7/2018	8.2E-05 (J)	<0.0002	<0.0002	0.00028				
10/8/2018		<0.0002	<0.0002	<0.0002	<0.0002			
10/9/2018						<0.0002	<0.0002	<0.0002
10/18/2018	<0.0002							
2/19/2019			<0.0002	<0.0002				
2/20/2019	<0.0002	<0.0002			<0.0002	<0.0002	<0.0002	<0.0002
4/1/2019						<0.0002	<0.0002	<0.0002
4/2/2019	<0.0002	<0.0002	<0.0002	<0.0002	<0.0002			
9/16/2019					<0.0002			<0.0002
9/17/2019	<0.0002	<0.0002				<0.0002	<0.0002	
9/18/2019			<0.0002	<0.0002				
2/18/2020	<0.0002	<0.0002	<0.0002	0.00011 (J)	<0.0002	<0.0002	<0.0002	
2/19/2020								<0.0002
3/23/2020	<0.0002	<0.0002						
3/24/2020			<0.0002	<0.0002				
3/25/2020					<0.0002		<0.0002	<0.0002
3/26/2020						<0.0002		
9/14/2020					<0.0002	<0.0002	<0.0002	<0.0002
9/15/2020	<0.0002	<0.0002	<0.0002	<0.0002				
2/9/2021					<0.0002	<0.0002	<0.0002	<0.0002
2/10/2021	<0.0002	<0.0002	<0.0002	<0.0002				
3/30/2021	0.00013 (J)	<0.0002						
3/31/2021			<0.0002	<0.0002				<0.0002
4/1/2021					<0.0002	<0.0002	<0.0002	
8/18/2021		<0.0002	<0.0002	<0.0002	<0.0002	<0.0002	<0.0002	
8/19/2021	<0.0002							<0.0002
2/9/2022					<0.0002	<0.0002		
2/10/2022			<0.0002	<0.0002			<0.0002	<0.0002
2/11/2022	<0.0002	<0.0002						
8/18/2022						<0.0002	<0.0002	<0.0002

Time Series

Constituent: Mercury (mg/L) Analysis Run 9/20/2023 2:38 PM View: Time Series & Box Plot
Plant Scherer Client: Southern Company Data: Scherer AP

	SGWC-20	SGWC-21	SGWC-22	SGWC-23	SGWC-6	SGWC-7	SGWC-8	SGWC-9
8/19/2022					<0.0002			
10/31/2022	<0.0002	<0.0002	<0.0002	<0.0002				
2/22/2023	<0.0002				<0.0002	<0.0002	<0.0002	<0.0002
2/23/2023		<0.0002	<0.0002	<0.0002				
8/1/2023					<0.0002			
8/7/2023	<0.0002		<0.0002					<0.0002
8/8/2023		<0.0002		<0.0002		<0.0002	<0.0002	

Time Series

Constituent: Molybdenum (mg/L) Analysis Run 9/20/2023 2:38 PM View: Time Series & Box Plot
Plant Scherer Client: Southern Company Data: Scherer AP

	PZ-13S	PZ-14S	PZ-17I	PZ-39S	PZ-40I	PZ-41S	PZ-42I	PZ-43S	PZ-44I
2/8/2022	<0.015	<0.015							
2/9/2022			<0.015	0.0011 (J)		<0.015	0.0057 (J)	<0.015	<0.015
2/10/2022					<0.015				
8/22/2022							0.0062 (J)		
8/23/2022		<0.015		0.0013 (J)	0.00079 (J)				
8/24/2022	<0.015		<0.015			<0.015		<0.015	<0.015
2/23/2023	<0.015	<0.015	<0.015			<0.015	0.0066 (J)		
2/24/2023				0.0011 (J)	<0.015			<0.015	
2/28/2023									<0.015
8/1/2023		<0.015	<0.015		<0.015				
8/2/2023	<0.015			0.0011 (J)		<0.015	0.0062 (J)	<0.015	<0.015

Time Series

Constituent: Molybdenum (mg/L) Analysis Run 9/20/2023 2:38 PM View: Time Series & Box Plot

Plant Scherer Client: Southern Company Data: Scherer AP

	PZ-69I	SGWA-1 (bg)	SGWA-2 (bg)	SGWA-24 (bg)	SGWA-25 (bg)	SGWA-3 (bg)	SGWA-4 (bg)	SGWA-5 (bg)	SGWC-10
5/10/2016		<0.015	<0.015	<0.015	<0.015	<0.015		<0.015	
5/11/2016							0.00278 (J)		<0.015
6/23/2016		<0.015	<0.015	<0.015				<0.015	
6/24/2016						<0.015	0.0022 (J)		
6/27/2016					<0.015				
6/28/2016									<0.015
8/16/2016		<0.015	<0.015	<0.015		<0.015		<0.015	
8/17/2016					<0.015		0.0018 (J)		<0.015
10/13/2016		<0.015		<0.015					
10/14/2016			<0.015		<0.015	<0.015		<0.015	
10/17/2016							0.0014 (J)		<0.015
12/5/2016				<0.015					
12/6/2016		<0.015	<0.015		<0.015	<0.015	0.00095 (J)	<0.015	<0.015
2/14/2017		<0.015	<0.015	<0.015	<0.015	0.0011 (J)	<0.015	<0.015	
2/15/2017									<0.015
4/10/2017				<0.015					
4/11/2017		<0.015	<0.015		<0.015	<0.015	0.0011 (J)	<0.015	
4/12/2017									<0.015
6/26/2017		<0.015	<0.015	<0.015		<0.015	0.0016 (J)	<0.015	
6/27/2017					<0.015				<0.015
3/26/2018		<0.015	<0.015	<0.015		<0.015		<0.015	<0.015
3/27/2018					<0.015		<0.015	<0.015	<0.015
10/5/2018		<0.015	<0.015	<0.015		<0.015		<0.015	
10/8/2018					<0.015		<0.015	<0.015	
10/9/2018									<0.015
2/18/2019		<0.015	<0.015				0.00085 (J)		
2/19/2019				<0.015	<0.015	<0.015		<0.015	
2/20/2019									<0.015
3/28/2019					<0.015	<0.015	<0.015	<0.015	
3/29/2019		<0.015	<0.015	<0.015					
4/1/2019									<0.015
9/12/2019								<0.015	
9/13/2019				<0.015					
9/16/2019		<0.015	<0.015		<0.015	<0.015	0.00069 (J)		
9/17/2019									<0.015
2/13/2020		<0.015	<0.015	<0.015					
2/17/2020					<0.015			<0.015	
2/18/2020						<0.015	0.00075 (J)		
2/19/2020									<0.015
3/17/2020			<0.015		<0.015	<0.015		<0.015	
3/18/2020		<0.015		<0.015			0.00064 (J)		
3/25/2020									<0.015
9/14/2020		<0.015	<0.015	<0.015	<0.015	<0.015	<0.015	<0.015	<0.015
2/9/2021		<0.015	<0.015	<0.015	<0.015	<0.015	<0.015	<0.015	<0.015
3/30/2021		<0.015	<0.015	<0.015					
3/31/2021						<0.015	<0.015	<0.015	<0.015
4/7/2021					<0.015				
8/17/2021		<0.015	<0.015		<0.015		<0.015		
8/18/2021				<0.015		<0.015		<0.015	
8/19/2021									<0.015
2/9/2022		<0.015	<0.015		<0.015	<0.015	<0.015	<0.015	
2/10/2022	0.0017 (J)			<0.015					

Time Series

Constituent: Molybdenum (mg/L) Analysis Run 9/20/2023 2:38 PM View: Time Series & Box Plot
Plant Scherer Client: Southern Company Data: Scherer AP

	PZ-69I	SGWA-1 (bg)	SGWA-2 (bg)	SGWA-24 (bg)	SGWA-25 (bg)	SGWA-3 (bg)	SGWA-4 (bg)	SGWA-5 (bg)	SGWC-10
2/11/2022									<0.015
8/17/2022		<0.015	<0.015						
8/18/2022				<0.015	<0.015	<0.015	<0.015	<0.015	
8/19/2022									<0.015
8/24/2022	0.00081 (J)								
2/21/2023		<0.015				<0.015		<0.015	
2/22/2023			<0.015				<0.015		<0.015
2/23/2023				<0.015	<0.015				
2/24/2023	0.00069 (J)								
8/1/2023		<0.015	<0.015					<0.015	
8/2/2023	0.0011 (J)								
8/7/2023						<0.015	<0.015		<0.015
8/8/2023				<0.015	<0.015				

Time Series

Constituent: Molybdenum (mg/L) Analysis Run 9/20/2023 2:38 PM View: Time Series & Box Plot
 Plant Scherer Client: Southern Company Data: Scherer AP

	SGWC-11	SGWC-12	SGWC-13	SGWC-14	SGWC-15	SGWC-16	SGWC-17	SGWC-18	SGWC-19
5/11/2016	<0.015	<0.015							
5/12/2016			<0.015	<0.015	<0.015	<0.015	<0.015		
5/13/2016								<0.015	<0.015
6/28/2016	<0.015	0.0012 (J)	<0.015	<0.015	<0.015	<0.015			
6/29/2016							<0.015		<0.015
6/30/2016								<0.015	
8/17/2016	<0.015								
8/18/2016		0.0011 (J)	<0.015	<0.015	<0.015	<0.015	<0.015		
8/22/2016								<0.015	<0.015
10/17/2016	<0.015	<0.015	<0.015	<0.015					
10/18/2016					<0.015	<0.015			<0.015
10/19/2016							<0.015	<0.015	
12/6/2016	<0.015	<0.015	<0.015						
12/7/2016				<0.015	<0.015	<0.015	<0.015	<0.015	
12/8/2016									<0.015
2/15/2017	<0.015	<0.015	<0.015	0.003 (J)	<0.015		<0.015		
2/16/2017						<0.015		<0.015	<0.015
4/12/2017	<0.015	<0.015	<0.015	<0.015	<0.015				
4/13/2017						<0.015	<0.015	<0.015	<0.015
6/27/2017	<0.015	<0.015	<0.015	<0.015	<0.015	<0.015	<0.015		
6/28/2017								<0.015	<0.015
3/27/2018	<0.015	<0.015	<0.015	<0.015	<0.015	<0.015	<0.015		
3/28/2018								<0.015	<0.015
10/8/2018		<0.015	<0.015	<0.015		<0.015	<0.015		
10/9/2018									<0.015
10/16/2018	<0.015				<0.015				
10/18/2018								<0.015	
2/20/2019	<0.015	<0.015	<0.015	<0.015	<0.015	<0.015	<0.015	<0.015	<0.015
4/1/2019	<0.015	<0.015	<0.015	<0.015	<0.015				
4/2/2019						<0.015	<0.015	<0.015	<0.015
9/16/2019	<0.015	<0.015							
9/17/2019			<0.015	<0.015	<0.015	<0.015	<0.015	<0.015	<0.015
2/18/2020	<0.015								
2/19/2020		<0.015	<0.015	<0.015	<0.015	<0.015	<0.015		<0.015
2/20/2020								<0.015	
3/23/2020									<0.015
3/24/2020							<0.015		
3/25/2020	<0.015								
3/26/2020		<0.015						<0.015	
3/27/2020			<0.015	0.00081 (J)	<0.015	<0.015			
9/14/2020	<0.015	<0.015	<0.015						
9/15/2020				<0.015	<0.015	<0.015	<0.015	<0.015	<0.015
2/9/2021	<0.015	<0.015	<0.015	<0.015	<0.015	<0.015			
2/10/2021							<0.015	<0.015	<0.015
3/30/2021								<0.015	<0.015
3/31/2021					<0.015				
4/1/2021						<0.015	<0.015		
4/6/2021				<0.015					
4/7/2021	<0.015	<0.015	<0.015						
8/18/2021							<0.015	<0.015	
8/19/2021	<0.015		<0.015	<0.015	<0.015	<0.015			<0.015
8/20/2021		<0.015							

Time Series

Constituent: Molybdenum (mg/L) Analysis Run 9/20/2023 2:38 PM View: Time Series & Box Plot
Plant Scherer Client: Southern Company Data: Scherer AP

	SGWC-11	SGWC-12	SGWC-13	SGWC-14	SGWC-15	SGWC-16	SGWC-17	SGWC-18	SGWC-19
2/10/2022	<0.015	<0.015				<0.015		<0.015	
2/11/2022			<0.015		<0.015		<0.015		<0.015
2/14/2022				<0.015					
8/18/2022	<0.015	<0.015	<0.015						
8/19/2022				<0.015	<0.015				
8/22/2022									<0.015
8/23/2022								<0.015	
8/31/2022						<0.015	<0.015		
2/22/2023	<0.015						<0.015	<0.015	<0.015
2/23/2023		<0.015	<0.015	<0.015	<0.015	<0.015			
8/2/2023	<0.015		<0.015						
8/7/2023		<0.015			<0.015		<0.015	<0.015	<0.015
8/8/2023				<0.015		<0.015			

Time Series

Constituent: Molybdenum (mg/L) Analysis Run 9/20/2023 2:38 PM View: Time Series & Box Plot

Plant Scherer Client: Southern Company Data: Scherer AP

	SGWC-20	SGWC-21	SGWC-22	SGWC-23	SGWC-6	SGWC-7	SGWC-8	SGWC-9
5/11/2016					<0.015	0.00343 (J)	<0.015	<0.015
5/12/2016	<0.015	<0.015	<0.015	<0.015				
6/27/2016					0.0007 (J)	0.0033 (J)	0.0008 (J)	
6/29/2016	<0.015	<0.015	<0.015	<0.015				0.0021 (J)
8/17/2016					<0.015	0.002 (J)	<0.015	
8/19/2016			<0.015	<0.015				
8/22/2016	<0.015	<0.015						0.00099 (J)
10/17/2016					<0.015		<0.015	
10/18/2016	<0.015	<0.015	<0.015	<0.015		0.0012 (J)		0.0014 (J)
12/6/2016					<0.015	0.0021 (J)	<0.015	
12/7/2016		<0.015	<0.015	<0.015				0.001 (J)
12/8/2016	<0.015							
2/14/2017					<0.015	<0.015	<0.015	
2/15/2017				<0.015				
2/16/2017	<0.015	<0.015	<0.015					<0.015
4/12/2017					<0.015	0.0033 (J)	<0.015	
4/13/2017	<0.015	<0.015	<0.015	<0.015				0.001 (J)
6/27/2017					0.00099 (J)	0.0021 (J)	<0.015	<0.015
6/28/2017	<0.015	<0.015	<0.015	<0.015				
3/27/2018				<0.015	<0.015	<0.015	<0.015	
3/28/2018	<0.015	<0.015	<0.015					<0.015
10/8/2018		<0.015	<0.015	<0.015	<0.015			
10/9/2018						<0.015	<0.015	<0.015
10/18/2018	<0.015							
2/19/2019			<0.015	<0.015				
2/20/2019	<0.015	<0.015			<0.015	0.0013 (J)	<0.015	0.00075 (J)
4/1/2019						<0.015	<0.015	<0.015
4/2/2019	<0.015	<0.015	<0.015	<0.015	<0.015			
9/16/2019					<0.015			0.00067 (J)
9/17/2019	<0.015	<0.015				0.0014 (J)	<0.015	
9/18/2019			<0.015	<0.015				
2/18/2020	<0.015	<0.015	<0.015	<0.015	<0.015	0.0014 (J)	<0.015	
2/19/2020								0.00063 (J)
3/23/2020	<0.015	<0.015						
3/24/2020			<0.015	<0.015				
3/25/2020					<0.015		<0.015	<0.015
3/26/2020						0.001 (J)		
9/14/2020					<0.015	0.0012 (J)	<0.015	<0.015
9/15/2020	<0.015	<0.015	<0.015	<0.015				
2/9/2021					<0.015	0.0014 (J)	<0.015	0.00063 (J)
2/10/2021	<0.015	<0.015	<0.015	<0.015				
3/30/2021	<0.015	<0.015						
3/31/2021			<0.015	<0.015				<0.015
4/1/2021					<0.015	0.0009 (J)	<0.015	
8/18/2021		<0.015	<0.015	<0.015	<0.015	0.0016 (J)	<0.015	
8/19/2021	<0.015							<0.015
2/9/2022					<0.015	0.0012 (J)		
2/10/2022			<0.015	<0.015			<0.015	<0.015
2/11/2022	<0.015	<0.015						
8/18/2022						0.0011 (J)	0.00073 (J)	<0.015
8/19/2022					<0.015			
8/22/2022	<0.015	<0.015	<0.015	<0.015				

Time Series

Constituent: Molybdenum (mg/L) Analysis Run 9/20/2023 2:38 PM View: Time Series & Box Plot
Plant Scherer Client: Southern Company Data: Scherer AP

	SGWC-20	SGWC-21	SGWC-22	SGWC-23	SGWC-6	SGWC-7	SGWC-8	SGWC-9
2/22/2023	<0.015				<0.015	<0.015	<0.015	<0.015
2/23/2023		<0.015	<0.015	0.00062 (J)				
8/1/2023					<0.015			
8/7/2023	<0.015		<0.015					<0.015
8/8/2023		<0.015		<0.015		0.001 (J)	<0.015	

Time Series

Constituent: pH (S.U.) Analysis Run 9/20/2023 2:38 PM View: Time Series & Box Plot

Plant Scherer Client: Southern Company Data: Scherer AP

	PZ-13S	PZ-14S	PZ-17I	PZ-39S	PZ-40I	PZ-41S	PZ-42I	PZ-43S	PZ-44I
2/13/2020		5.29				5.89			
2/18/2020		5.54							
2/19/2020						5.86			
3/2/2020									6.53
9/18/2020	5.29								
4/2/2021	5.03	5.38		6.62					
4/5/2021						5.96			
4/7/2021								6.28	7.04
8/18/2021		5.4						6.35	6.5
8/19/2021				6.68		5.91			
8/20/2021	5.13								
2/8/2022	4.92	5.42							
2/9/2022			6.71	6.55		5.95	6.25	6.66	6.57
2/10/2022					6.11				
8/22/2022							6.27		
8/23/2022		5.39		6.75	6.14				
8/24/2022	5.09		6.74			5.87		9.96	6.61
10/31/2022		5.46		6.69	6.96		6.48		
2/23/2023	5.14	5.4	6.73			5.91	6.36		
2/24/2023				6.67	6.16			6.97	
2/28/2023									6.54
8/1/2023		5.3	6.78		6.12				
8/2/2023	5.17			6.64		5.89	6.38	6.92	6.57

Time Series

Constituent: pH (S.U.) Analysis Run 9/20/2023 2:38 PM View: Time Series & Box Plot
Plant Scherer Client: Southern Company Data: Scherer AP

	PZ-69I	SGWA-1 (bg)	SGWA-2 (bg)	SGWA-24 (bg)	SGWA-25 (bg)	SGWA-3 (bg)	SGWA-4 (bg)	SGWA-5 (bg)	SGWC-10
8/17/2022		5.16	6.79						
8/18/2022				6.32	6.03	5.64	6.35	5.43	
8/19/2022									5.22
8/24/2022	6.86								
2/21/2023		5.28				5.82		5.6	
2/22/2023			6.85				6.36		5.23
2/23/2023				6.33	6.04				
2/24/2023	6.54								
8/1/2023		5.3	6.77					5.48	
8/2/2023	6.41								
8/7/2023						5.84	6.39		5.2
8/8/2023				6.35	6.06				

Time Series

Constituent: pH (S.U.) Analysis Run 9/20/2023 2:38 PM View: Time Series & Box Plot

Plant Scherer Client: Southern Company Data: Scherer AP

	SGWC-11	SGWC-12	SGWC-13	SGWC-14	SGWC-15	SGWC-16	SGWC-17	SGWC-18	SGWC-19
5/11/2016	5.84	6.28							
5/12/2016			6.09	5.79	4.76	5.29	6.21		
5/13/2016								4.7	5.55
8/17/2016	5.71								
8/18/2016		6.23	6	5.75	4.73	5.3	6.24		
8/22/2016								4.68	5.5
10/17/2016	5.69	6.27	6.01	5.73					
10/18/2016					4.62	5.23			5.46
10/19/2016							6.2	4.65	
12/6/2016	5.58	6.28	5.98						
12/7/2016				5.75	4.63	5.31	6.19	4.69	
12/8/2016									5.39
2/15/2017	5.54	6.21	5.74	5.58	4.51		6.25		
2/16/2017						4.77		4.77	5.32
4/12/2017	5.47	6.15	6.01	5.85	4.67				
4/13/2017						5.28	6.21	4.79	5.47
6/27/2017	5.47	6.23	6.05	5.86	4.66	5.22	6.27		
6/28/2017								4.78	5.5
10/11/2017	5.58	6.26	6.14	5.98					
10/12/2017					4.76	5.43	6.33	4.86	5.57
3/27/2018	5.65	6.32	6.25	5.87	4.61	5.28	6.26		
3/28/2018								4.74	5.74
6/6/2018	5.32	6.1							
6/7/2018			5.93	5.81	4.62	5.26	6.21		
6/8/2018								4.69	5.52
10/8/2018		6.16	6.02	5.83		5.29	6.17		
10/9/2018									5.51
10/16/2018	5.34				4.59				
10/18/2018								4.7	
4/1/2019	5.24	6.14	6.06	5.89	4.72				
4/2/2019						5.27	6.26	4.72	5.5
9/16/2019	5.32	6.18							
9/17/2019			5.98	5.78	4.65	5.26	6.23	4.77	5.55
2/18/2020	5.09								
2/19/2020		6.07	5.94	5.75	4.58	5.16	6.16		5.53
2/20/2020								4.64	
3/23/2020									5.51
3/24/2020							6.21		
3/25/2020	5.16								
3/26/2020		6.1						4.74	
3/27/2020			5.89	5.74	4.51	5.17			
9/14/2020	5.14	6.11	6						
9/15/2020				6.01	4.87	5.56	6.42	4.94	5.51
2/9/2021	5.24	6.13	5.98	5.85	4.26	5.22			
2/10/2021							6.23	4.8	5.55
3/30/2021								4.82	5.57
3/31/2021					4.77				
4/1/2021						5.24	6.25		
4/6/2021				5.84					
4/7/2021	5.18	6.44	6.07						
8/18/2021							6.26	4.83	
8/19/2021	5.23		5.99	5.86	4.63	5.28			5.61

Time Series

Constituent: pH (S.U.) Analysis Run 9/20/2023 2:38 PM View: Time Series & Box Plot
Plant Scherer Client: Southern Company Data: Scherer AP

	SGWC-11	SGWC-12	SGWC-13	SGWC-14	SGWC-15	SGWC-16	SGWC-17	SGWC-18	SGWC-19
8/20/2021		6.13							
2/10/2022	5.11	6.19				5.21		4.86	
2/11/2022			6.02		4.59		6.39		5.65
2/14/2022				5.77					
8/18/2022	5.06	6.12	5.78						
8/19/2022				5.62	4.61				
8/22/2022									5.54
8/23/2022								4.8	
8/31/2022						5.1	6.26		
10/25/2022						5.23	6.27		
10/31/2022								4.89	5.53
11/16/2022						5.17	6.23		
2/22/2023	5.1						6.23	5	5.53
2/23/2023		6.04	5.94	5.72	4.59	5.13			
8/2/2023	5.09		5.92						
8/7/2023		5.83			4.55		6.25	4.83	5.45
8/8/2023				5.73		5.15			

Time Series

Constituent: pH (S.U.) Analysis Run 9/20/2023 2:38 PM View: Time Series & Box Plot

Plant Scherer Client: Southern Company Data: Scherer AP

	SGWC-20	SGWC-21	SGWC-22	SGWC-23	SGWC-6	SGWC-7	SGWC-8	SGWC-9
5/11/2016					6.39	6.66	6.35	6.24
5/12/2016	4.36	5.95	5.675 (D)	6.18				
8/17/2016					6.28	6.55	6.45	
8/19/2016			5.65	5.84				
8/22/2016	4.37	5.96						6.15
10/17/2016					6.3		6.43	
10/18/2016	4.26	5.9	5.71	5.89		6.59		6.11
12/6/2016					6.3	6.51	6.48	
12/7/2016		6.03	5.71	5.87				6.14
12/8/2016	4.28							
2/14/2017					6.31	6.3	6.39	
2/15/2017				6.04				
2/16/2017	4.29	6.03	5.7					5.95
4/12/2017					6.23	6.43	6.35	
4/13/2017	4.24	5.93	5.7	5.85				6.09
6/27/2017					6.23	6.56	6.41	6.09
6/28/2017	4.28	6	5.66	5.9				
10/11/2017					6.09	6.4		
10/12/2017	4.32	6.09	5.73	6.07			6.41	6.16
3/27/2018				5.99	6.2	6.6	6.66	
3/28/2018	4.25	6.08	5.89					6.3
6/6/2018					5.99	6.56	6.42	6.12
6/7/2018	4.26	6.1	5.66	5.97				
10/8/2018		6.14	5.74	5.94	6.3			
10/9/2018						6.56	6.51	6.06
10/18/2018	4.3							
4/1/2019						6.57	6.41	6.11
4/2/2019	4.33	6.09	5.65	5.87	6.25			
9/16/2019					6.26			6.11
9/17/2019	4.37	6.27				6.41	6.5	
9/18/2019			5.66	5.97				
2/18/2020	4.3	6.06	5.59	5.95	6.32	6.35	6.39	
2/19/2020								6.03
3/23/2020	4.19	6.12						
3/24/2020			5.62	6				
3/25/2020					6.31		6.35	6.01
3/26/2020						6.52		
9/14/2020					6.29	6.31	6.56	6.33
9/15/2020	4.3	6.1	5.65	5.89				
2/9/2021					6.34	6.42	6.35	6.21
2/10/2021	4.22	6.21	5.58	5.85				
3/30/2021	4.32	6.17						
3/31/2021			5.73	5.93				6.2
4/1/2021					6.31	6.44	6.32	
8/18/2021		6.26	5.76	6.01	6.33	6.61	6.48	
8/19/2021	4.28							6.22
2/9/2022					6.33	6.77		
2/10/2022			5.78	6.13			6.47	6.25
2/11/2022	4.27	6.31						
8/18/2022						6.77	6.8	6.52
8/19/2022					6.24			
8/22/2022	4.3	6.17	5.62	5.91				

Time Series

Constituent: pH (S.U.) Analysis Run 9/20/2023 2:38 PM View: Time Series & Box Plot
Plant Scherer Client: Southern Company Data: Scherer AP

	SGWC-20	SGWC-21	SGWC-22	SGWC-23	SGWC-6	SGWC-7	SGWC-8	SGWC-9
10/31/2022	4.32	6.29	5.72	6				
2/22/2023	4.38				6.28	6.51	6.51	6.14
2/23/2023		6.19	5.72	6				
8/1/2023					6.21			
8/7/2023	4.29		5.7					6.29
8/8/2023		6.29		5.92		6.5	6.66	

Time Series

Constituent: Selenium (mg/L) Analysis Run 9/20/2023 2:38 PM View: Time Series & Box Plot
Plant Scherer Client: Southern Company Data: Scherer AP

	PZ-13S	PZ-14S	PZ-17I	PZ-39S	PZ-40I	PZ-41S	PZ-42I	PZ-43S	PZ-44I
10/16/2018									0.00046 (J)
10/17/2018				<0.0013					
10/18/2018			0.00047 (J)		0.00059 (J)	0.0045	0.00026 (J)	<0.005	
2/8/2022	<0.005	<0.005							
2/9/2022			<0.005	0.0022 (J)		0.0061	<0.005	<0.005	<0.005
2/10/2022					<0.005				
8/22/2022							<0.005		
8/23/2022		<0.005		0.0014 (J)	<0.005				
8/24/2022	<0.005		<0.005			0.0062		<0.005	<0.005
2/23/2023	<0.005	<0.005	<0.005			0.0071	<0.005		
2/24/2023				0.0019 (J)	<0.005			<0.005	
2/28/2023									<0.005
8/1/2023		<0.005	<0.005		<0.005				
8/2/2023	<0.005			0.0014 (J)		0.0069	<0.005	<0.005	<0.005

Time Series

Constituent: Selenium (mg/L) Analysis Run 9/20/2023 2:38 PM View: Time Series & Box Plot

Plant Scherer Client: Southern Company Data: Scherer AP

	PZ-69I	SGWA-1 (bg)	SGWA-2 (bg)	SGWA-24 (bg)	SGWA-25 (bg)	SGWA-3 (bg)	SGWA-4 (bg)	SGWA-5 (bg)	SGWC-10
5/10/2016		<0.005	<0.005	<0.005	<0.005	<0.005		<0.005	
5/11/2016							<0.005		<0.005
6/23/2016		<0.005	<0.005	<0.005				<0.005	
6/24/2016						<0.005	<0.005		
6/27/2016					<0.005				
6/28/2016									<0.005
8/16/2016		<0.005	<0.005	<0.005		<0.005		<0.005	
8/17/2016					<0.005		<0.005		<0.005
10/13/2016		<0.005		<0.005					
10/14/2016			<0.005		<0.005	<0.005		<0.005	
10/17/2016							<0.005		<0.005
12/5/2016				<0.005					
12/6/2016		<0.005	<0.005		<0.005	<0.005	<0.005	<0.005	<0.005
2/14/2017		<0.005	<0.005	<0.005	<0.005	<0.005	<0.005	<0.005	
2/15/2017									<0.005
4/10/2017				<0.005					
4/11/2017		<0.005	<0.005		<0.005	<0.005	<0.005	<0.005	
4/12/2017									<0.005
6/26/2017		<0.005	<0.005	<0.005		0.00029 (J)	0.00041 (J)	<0.005	
6/27/2017					<0.005				<0.005
3/26/2018		<0.005	<0.005	<0.005		<0.005			
3/27/2018					<0.005		<0.005	<0.005	<0.005
6/5/2018		0.00065 (J)	0.00098 (J)	0.00041 (J)	0.00029 (J)			0.00039 (J)	
6/6/2018						<0.005	<0.005		<0.005
10/5/2018		0.00031 (J)	0.00028 (J)	<0.005		0.00024 (J)			
10/8/2018					<0.005		0.00041 (J)	<0.005	
10/9/2018									<0.005
2/18/2019		<0.005	0.00017 (J)				<0.005		
2/19/2019				<0.005	<0.005	0.00012 (J)		<0.005	
2/20/2019									<0.005
3/28/2019					<0.005	<0.005	<0.005	<0.005	
3/29/2019		<0.005	<0.005	<0.005					
4/1/2019									<0.005
9/12/2019								<0.005	
9/13/2019				<0.005					
9/16/2019		<0.005	<0.005		<0.005	<0.005	<0.005		
9/17/2019									<0.005
2/13/2020		<0.005	<0.005	<0.005					
2/17/2020					<0.005			<0.005	
2/18/2020						<0.005	<0.005		
2/19/2020									<0.005
3/17/2020			<0.005		<0.005	<0.005		<0.005	
3/18/2020		<0.005		<0.005			<0.005		
3/25/2020									<0.005
9/14/2020		<0.005	<0.005	<0.005	<0.005	<0.005	<0.005	<0.005	<0.005
2/9/2021		<0.005	<0.005	<0.005	<0.005	<0.005	<0.005	<0.005	<0.005
3/30/2021		<0.005	<0.005	<0.005					
3/31/2021						<0.005	<0.005	<0.005	<0.005
4/7/2021					<0.005				
8/17/2021		<0.005	<0.005		<0.005		<0.005		
8/18/2021				<0.005		<0.005		<0.005	
8/19/2021									<0.005

Time Series

Constituent: Selenium (mg/L) Analysis Run 9/20/2023 2:38 PM View: Time Series & Box Plot
Plant Scherer Client: Southern Company Data: Scherer AP

	PZ-69I	SGWA-1 (bg)	SGWA-2 (bg)	SGWA-24 (bg)	SGWA-25 (bg)	SGWA-3 (bg)	SGWA-4 (bg)	SGWA-5 (bg)	SGWC-10
2/9/2022		<0.005	<0.005		<0.005	<0.005	<0.005	<0.005	
2/10/2022	<0.005			<0.005					
2/11/2022									<0.005
8/17/2022		<0.005	<0.005						
8/18/2022				<0.005	<0.005	<0.005	<0.005	<0.005	
8/19/2022									<0.005
8/24/2022	<0.005								
2/21/2023		<0.005				<0.005		<0.005	
2/22/2023			<0.005				<0.005		<0.005
2/23/2023				<0.005	<0.005				
2/24/2023	<0.005								
8/1/2023		<0.005	<0.005					<0.005	
8/2/2023	<0.005								
8/7/2023						<0.005	<0.005		<0.005
8/8/2023				<0.005	<0.005				

Time Series

Constituent: Selenium (mg/L) Analysis Run 9/20/2023 2:38 PM View: Time Series & Box Plot
 Plant Scherer Client: Southern Company Data: Scherer AP

	SGWC-11	SGWC-12	SGWC-13	SGWC-14	SGWC-15	SGWC-16	SGWC-17	SGWC-18	SGWC-19
5/11/2016	<0.005	<0.005							
5/12/2016			<0.005	<0.005	0.00965 (J)	<0.005	<0.005		
5/13/2016								0.023	<0.005
6/28/2016	<0.005	<0.005	<0.005	<0.005	0.0101	<0.005			
6/29/2016							<0.005		<0.005
6/30/2016								0.0263	
8/17/2016	<0.005								
8/18/2016		0.00031 (J)	<0.005	<0.005	0.0014	0.00053 (J)	<0.005		
8/22/2016								0.0066	<0.005
10/17/2016	<0.005	<0.005	0.0003 (J)	<0.005					
10/18/2016					0.0013	<0.005			<0.005
10/19/2016							<0.005	0.0057	
12/6/2016	<0.005	<0.005	<0.005						
12/7/2016				<0.005	0.0007 (J)	<0.005	<0.005	0.006	
12/8/2016									<0.005
2/15/2017	<0.005	<0.005	<0.005	0.00066 (J)	0.00075 (J)		<0.005		
2/16/2017						<0.005		0.0055	<0.005
4/12/2017	<0.005	<0.005	<0.005	<0.005	<0.005				
4/13/2017						<0.005	<0.005	0.0049	<0.005
6/27/2017	<0.005	<0.005	<0.005	<0.005	0.0013	0.001 (J)	0.00024 (J)		
6/28/2017								0.0047	0.00096 (J)
3/27/2018	<0.005	<0.005	<0.005	<0.005	<0.005	<0.005	<0.005		
3/28/2018								0.0085	<0.005
6/6/2018	<0.005	<0.005							
6/7/2018			0.00064 (J)	0.00084 (J)	0.0014	0.0013	0.00064 (J)		
6/8/2018								0.014	0.00063 (J)
10/8/2018		<0.005	<0.005	<0.005		0.0014	0.00028 (J)		
10/9/2018									0.0005 (J)
10/16/2018	0.00046 (J)				0.0021				
10/18/2018								0.017	
2/20/2019	<0.005	<0.005	<0.005	<0.005	0.0034	0.0012 (J)	<0.005	0.027	<0.005
4/1/2019	<0.005	<0.005	<0.005	<0.005	<0.005				
4/2/2019						0.0021	<0.005	0.0075	<0.005
9/16/2019	<0.005	<0.005							
9/17/2019			<0.005	<0.005	<0.005	<0.005	<0.005	0.0036	<0.005
2/18/2020	<0.005								
2/19/2020		<0.005	<0.005	<0.005	<0.005	<0.005	<0.005		<0.005
2/20/2020								0.0024 (J)	
3/23/2020									<0.005
3/24/2020							<0.005		
3/25/2020	<0.005								
3/26/2020		<0.005						0.0019 (J)	
3/27/2020			<0.005	<0.005	<0.005	<0.005			
9/14/2020	<0.005	<0.005	<0.005						
9/15/2020				<0.005	<0.005	<0.005	<0.005	0.003 (J)	<0.005
2/9/2021	<0.005	<0.005	<0.005	<0.005	<0.005	<0.005			
2/10/2021							<0.005	0.0016 (J)	<0.005
3/30/2021								<0.005	<0.005
3/31/2021					<0.005				
4/1/2021						<0.005	<0.005		
4/6/2021				<0.005					
4/7/2021	<0.005	<0.005	<0.005						

Time Series

Constituent: Selenium (mg/L) Analysis Run 9/20/2023 2:38 PM View: Time Series & Box Plot
 Plant Scherer Client: Southern Company Data: Scherer AP

	SGWC-11	SGWC-12	SGWC-13	SGWC-14	SGWC-15	SGWC-16	SGWC-17	SGWC-18	SGWC-19
8/18/2021							<0.005	0.002 (J)	
8/19/2021	<0.005		<0.005	<0.005	<0.005	<0.005			<0.005
8/20/2021		<0.005							
2/10/2022	<0.005	<0.005				0.00092 (J)		0.0021 (J)	
2/11/2022			<0.005		<0.005		<0.005		<0.005
2/14/2022				<0.005					
8/18/2022	<0.005	<0.005	<0.005						
8/19/2022				<0.005	<0.005				
8/22/2022									0.00099 (J)
8/23/2022								0.00085 (J)	
8/31/2022						0.001 (J)	<0.005		
2/22/2023	<0.005						<0.005	<0.005	<0.005
2/23/2023		<0.005	<0.005	<0.005	<0.005	0.00093 (J)			
8/2/2023	<0.005		<0.005						
8/7/2023		<0.005			<0.005		<0.005	<0.005	<0.005
8/8/2023				<0.005		<0.005			

Time Series

Constituent: Selenium (mg/L) Analysis Run 9/20/2023 2:38 PM View: Time Series & Box Plot

Plant Scherer Client: Southern Company Data: Scherer AP

	SGWC-20	SGWC-21	SGWC-22	SGWC-23	SGWC-6	SGWC-7	SGWC-8	SGWC-9
5/11/2016					<0.005	<0.005	<0.005	<0.005
5/12/2016	0.00396 (J)	<0.005	<0.005	<0.005				
6/27/2016					<0.005	<0.005	<0.005	
6/29/2016	0.0053 (J)	<0.005	<0.005	<0.005				<0.005
8/17/2016					<0.005	<0.005	<0.005	
8/19/2016			<0.005	<0.005				
8/22/2016	0.0012 (J)	<0.005						<0.005
10/17/2016					<0.005		<0.005	
10/18/2016	<0.005	<0.005	<0.005	<0.005		<0.005		<0.005
12/6/2016					<0.005	<0.005	<0.005	
12/7/2016		<0.005	<0.005	<0.005				<0.005
12/8/2016	<0.005							
2/14/2017					<0.005	<0.005	<0.005	
2/15/2017				<0.005				
2/16/2017	<0.005	<0.005	<0.005					<0.005
4/12/2017					0.00034 (J)	<0.005	<0.005	
4/13/2017	<0.005	<0.005	<0.005	<0.005				<0.005
6/27/2017					0.00057 (J)	<0.005	<0.005	<0.005
6/28/2017	0.00064 (J)	<0.005	<0.005	0.00033 (J)				
3/27/2018				<0.005	<0.005	<0.005	<0.005	
3/28/2018	<0.005	<0.005	<0.005					<0.005
6/6/2018					0.00032 (J)	<0.005	<0.005	<0.005
6/7/2018	0.00066 (J)	<0.005	<0.005	<0.005				
10/8/2018		<0.005	<0.005	0.00026 (J)	<0.005			
10/9/2018						0.00034 (J)	<0.005	<0.005
10/18/2018	0.00049 (J)							
2/19/2019			<0.005	0.00021 (J)				
2/20/2019	0.0011 (J)	<0.005			<0.005	<0.005	<0.005	<0.005
4/1/2019						<0.005	<0.005	<0.005
4/2/2019	<0.005	<0.005	<0.005	<0.005	<0.005			
9/16/2019					<0.005			<0.005
9/17/2019	<0.005	<0.005				<0.005	<0.005	
9/18/2019			<0.005	<0.005				
2/18/2020	<0.005	<0.005	<0.005	<0.005	<0.005	<0.005	<0.005	
2/19/2020								<0.005
3/23/2020	<0.005	<0.005						
3/24/2020			<0.005	<0.005				
3/25/2020					<0.005		<0.005	<0.005
3/26/2020						<0.005		
9/14/2020					<0.005	<0.005	<0.005	<0.005
9/15/2020	<0.005	<0.005	<0.005	<0.005				
2/9/2021					<0.005	<0.005	<0.005	<0.005
2/10/2021	<0.005	<0.005	<0.005	<0.005				
3/30/2021	<0.005	<0.005						
3/31/2021			<0.005	<0.005				<0.005
4/1/2021					<0.005	<0.005	<0.005	
8/18/2021		<0.005	<0.005	<0.005	<0.005	<0.005	<0.005	
8/19/2021	<0.005							<0.005
2/9/2022					<0.005	<0.005		
2/10/2022			<0.005	<0.005			<0.005	<0.005
2/11/2022	<0.005	<0.005						
8/18/2022						<0.005	<0.005	<0.005

Time Series

Constituent: Selenium (mg/L) Analysis Run 9/20/2023 2:38 PM View: Time Series & Box Plot
Plant Scherer Client: Southern Company Data: Scherer AP

	SGWC-20	SGWC-21	SGWC-22	SGWC-23	SGWC-6	SGWC-7	SGWC-8	SGWC-9
8/19/2022					<0.005			
8/22/2022	<0.005	<0.005	<0.005	<0.005				
2/22/2023	<0.005				<0.005	<0.005	<0.005	<0.005
2/23/2023		<0.005	<0.005	0.00075 (J)				
8/1/2023					<0.005			
8/7/2023	<0.005		<0.005					<0.005
8/8/2023		<0.005		<0.005		<0.005	<0.005	

Time Series

Constituent: Sulfate, total (mg/L) Analysis Run 9/20/2023 2:38 PM View: Time Series & Box Plot
 Plant Scherer Client: Southern Company Data: Scherer AP

	PZ-13S	PZ-14S	PZ-17I	PZ-39S	PZ-40I	PZ-41S	PZ-42I	PZ-43S	PZ-44I
10/16/2018									6
10/17/2018				4					
10/18/2018			92		570	550	250	140	
2/8/2022	<1	<1							
2/9/2022			100	38		<1	240	150	0.76 (J)
2/10/2022					720				
8/22/2022							240		
8/23/2022		<1		36	640				
8/24/2022	<1		100			540		170	0.78 (J)
2/23/2023	1.6	1.1	120			660	260		
2/24/2023				45	700			160	
2/28/2023									1.7
8/1/2023		<1	100		720				
8/2/2023	0.5 (J)			36		630	240	150	0.53 (J)

Time Series

Constituent: Sulfate, total (mg/L) Analysis Run 9/20/2023 2:38 PM View: Time Series & Box Plot

Plant Scherer Client: Southern Company Data: Scherer AP

	PZ-69I	SGWA-1 (bg)	SGWA-2 (bg)	SGWA-24 (bg)	SGWA-25 (bg)	SGWA-3 (bg)	SGWA-4 (bg)	SGWA-5 (bg)	SGWC-10
5/10/2016		0.6766 (J)	0.4053 (J)	<1	0.686 (J)	2.82		0.4716 (J)	
5/11/2016							3.75		7.43
6/23/2016		0.94 (J)	0.55 (J)	0.3 (J)				0.46 (J)	
6/24/2016						2.3	3		
6/27/2016					0.61 (J)				
6/28/2016									6.3
8/16/2016		1.2	<1	<1		1.5		<1	
8/17/2016					<1		1.8		11
10/13/2016		2.9		<1					
10/14/2016			<1		<1	1.2		<1	
10/17/2016							1.4		4.4
12/5/2016				<1					
12/6/2016		3.2	<1		<1	1.3	1.4	<1	11
2/14/2017		0.76 (J)	<1	<1	<1	1.9	1.1	<1	
2/15/2017									1.3
4/10/2017				<1					
4/11/2017		<1	<1		<1	1.3	1	<1	
4/12/2017									2.8
6/26/2017		0.74 (J)	<1	<1		1.5	0.99 (J)	<1	
6/27/2017					<1				8.2
10/10/2017		0.76 (J)	<1	<1					
10/11/2017					<1	0.98 (J)	0.93 (J)	<1	
10/12/2017									1.3
6/5/2018		<1	<1	<1	<1			<1	
6/6/2018						1.8	0.89 (J)		2.9
12/13/2018		<1	<1	<1	<1	1.4	0.76 (J)	<1	
12/17/2018									16
3/28/2019					<1	1.9	1.2	<1	
3/29/2019		<1	0.65 (J)	<1					
4/1/2019									21
9/12/2019								<1	
9/13/2019				<1					
9/16/2019		0.98 (J)	0.68 (J)		<1	0.92 (J)	1.1		
9/17/2019									2.3
3/17/2020			0.78 (J)		0.61 (J)	1.6		0.55 (J)	
3/18/2020		1.2		0.45 (J)			1.3		
3/25/2020									14
9/14/2020		0.58 (J)	<1	<1	<1	0.82 (J)	0.96 (J)	<1	2.2
3/30/2021		1.2	<1	<1					
3/31/2021						1.1	1.1	<1	15
4/7/2021					<1				
8/17/2021		<1	<1		<1		1.1		
8/18/2021				1		0.9 (J)		<1	
8/19/2021									2.2
2/9/2022		1	1.2		<1	1.3	1.1	<1	
2/10/2022	110			<1					
2/11/2022									2.1
8/17/2022		0.94 (J)	0.87 (J)						
8/18/2022				<1	<1	<1	<1	<1	
8/19/2022									4.5
8/24/2022	100								
2/21/2023		1.3				1.6		1.2	

Time Series

Constituent: Sulfate, total (mg/L) Analysis Run 9/20/2023 2:38 PM View: Time Series & Box Plot
Plant Scherer Client: Southern Company Data: Scherer AP

	PZ-69I	SGWA-1 (bg)	SGWA-2 (bg)	SGWA-24 (bg)	SGWA-25 (bg)	SGWA-3 (bg)	SGWA-4 (bg)	SGWA-5 (bg)	SGWC-10
2/22/2023			1.4				1.4		18
2/23/2023				1.6	1.3				
2/24/2023	100								
8/1/2023		0.48 (J)	0.48 (J)					<1	
8/2/2023	94								
8/7/2023						0.64 (J)	0.53 (J)		7.1
8/8/2023				<1	<1				

Time Series

Constituent: Sulfate, total (mg/L) Analysis Run 9/20/2023 2:38 PM View: Time Series & Box Plot

Plant Scherer Client: Southern Company Data: Scherer AP

	SGWC-11	SGWC-12	SGWC-13	SGWC-14	SGWC-15	SGWC-16	SGWC-17	SGWC-18	SGWC-19
5/11/2016	6.31	30.1							
5/12/2016			89.7	194	194	9.9	125		
5/13/2016								484	212
6/28/2016	3.7	25	76	200	200	11			
6/29/2016							120		220
6/30/2016								490	
8/17/2016	2.4								
8/18/2016		24	78	180	190	14	130		
8/22/2016								500	220
10/17/2016	2.1	23	73	190					
10/18/2016					190	15			210
10/19/2016							140	520	
12/6/2016	1.9	28	76						
12/7/2016				200	200	17	160	510	
12/8/2016									220
2/15/2017	1.2	33	73	190	190		160		
2/16/2017						17		450	210
4/12/2017	1	30	70	170	170				
4/13/2017						15	140	380	190
6/27/2017	1.2	33	78	200	200	19	160		
6/28/2017								390	220
10/11/2017	0.82 (J)	33	72	190					
10/12/2017					190	20	170	430	210
6/6/2018	0.89 (J)	41							
6/7/2018			69	190	190	25	170		
6/8/2018								870	220
10/16/2018	1.3				200				
10/18/2018								1200	
12/14/2018		43	74	190			180		
12/17/2018						28			270
4/1/2019	0.81 (J)	48	82	180	190				
4/2/2019						31	180	1100	240
9/16/2019	0.72 (J)	44							
9/17/2019			79	200	220	33	200	1100	260
3/23/2020									250
3/24/2020							190		
3/25/2020	0.58 (J)								
3/26/2020		44						1000	
3/27/2020			81	180	190	35			
9/14/2020	0.59 (J)	41	89						
9/15/2020				180	190	36	190	860	250
3/30/2021								960	270
3/31/2021					200				
4/1/2021						37	210		
4/6/2021				190					
4/7/2021	1.3	54	96						
8/18/2021							200	940	
8/19/2021	<1		82	190	200	38			280
8/20/2021		60							
2/10/2022	<1	41				45		890	
2/11/2022			94		200		190		260
2/14/2022				220					

Time Series

Constituent: Sulfate, total (mg/L) Analysis Run 9/20/2023 2:38 PM View: Time Series & Box Plot
Plant Scherer Client: Southern Company Data: Scherer AP

	SGWC-11	SGWC-12	SGWC-13	SGWC-14	SGWC-15	SGWC-16	SGWC-17	SGWC-18	SGWC-19
8/18/2022	<1	50	95						
8/19/2022				200	180				
8/22/2022									260
8/23/2022								910	
8/31/2022						49	220		
2/22/2023	3.1						230	790	260
2/23/2023		57	96	210	190	55			
8/2/2023	4.8		100						
8/7/2023		54			190		240	760	260
8/8/2023				210		59			

Time Series

Constituent: Sulfate, total (mg/L) Analysis Run 9/20/2023 2:38 PM View: Time Series & Box Plot

Plant Scherer Client: Southern Company Data: Scherer AP

	SGWC-20	SGWC-21	SGWC-22	SGWC-23	SGWC-6	SGWC-7	SGWC-8	SGWC-9
5/11/2016					0.866 (J)	21.6	61.6	313
5/12/2016	255	76.9	85.3	131				
6/27/2016					0.86 (J)	17	64	
6/29/2016	270	78	84	120				280
8/17/2016					<1	19	63	
8/19/2016			81	120				
8/22/2016	270	78						300
10/17/2016					<1		64	
10/18/2016	240	70	83	130		17		280
12/6/2016					<1	18	72	
12/7/2016		80	85	140				280
12/8/2016	240							
2/14/2017					1	21	73	
2/15/2017				120				
2/16/2017	230	77	83					300
4/12/2017					<1	18	64	
4/13/2017	220	70	79	100				280
6/27/2017					<1	19	77	340
6/28/2017	240	82	90	120				
10/11/2017					<1	15		
10/12/2017	210	76	87	120			74	310
6/6/2018					<1	14	74	320
6/7/2018	210	79	94	100				
10/18/2018	210							
12/14/2018					<1	10	72	
12/17/2018		88	99	96				330
4/1/2019						16	67	310
4/2/2019	220	92	100	95	1.3			
9/16/2019					0.53 (J)			310
9/17/2019	220	99				8.7	77	
9/18/2019			100	95				
3/23/2020	220	120						
3/24/2020			100	71				
3/25/2020					0.58 (J)		62	300
3/26/2020						15		
9/14/2020					0.46 (J)	17	81	220
9/15/2020	200	130	110	72				
3/30/2021	220	140						
3/31/2021			120	75				240
4/1/2021					<1	18	74	
8/18/2021		130	110	66	<1	12	78	
8/19/2021	230							160
2/9/2022					0.88 (J)	7.1		
2/10/2022			100	73			80	190
2/11/2022	230	120						
8/18/2022						5.3	78	200
8/19/2022					<1			
8/22/2022	220	130	110	61				
2/22/2023	230				1.4	6.7	52	200
2/23/2023		120	120	64				
8/1/2023					0.4 (J)			
8/7/2023	240		110					200

Time Series

Constituent: Sulfate, total (mg/L) Analysis Run 9/20/2023 2:38 PM View: Time Series & Box Plot
Plant Scherer Client: Southern Company Data: Scherer AP

	SGWC-20	SGWC-21	SGWC-22	SGWC-23	SGWC-6	SGWC-7	SGWC-8	SGWC-9
8/8/2023		110		55		4.5	41	

Time Series

Constituent: Thallium (mg/L) Analysis Run 9/20/2023 2:38 PM View: Time Series & Box Plot
Plant Scherer Client: Southern Company Data: Scherer AP

	PZ-13S	PZ-14S	PZ-17I	PZ-39S	PZ-40I	PZ-41S	PZ-42I	PZ-43S	PZ-44I
10/16/2018									<0.001
10/17/2018				<0.001					
10/18/2018			<0.001		<0.001	<0.001	<0.001	<0.001	
2/8/2022	<0.001	<0.001							
2/9/2022			<0.001	<0.001		<0.001	<0.001	<0.001	<0.001
2/10/2022					<0.001				
8/22/2022							<0.001		
8/23/2022		<0.001		<0.001	<0.001				
8/24/2022	<0.001		<0.001			<0.001		<0.001	<0.001
2/23/2023	<0.001	<0.001	<0.001			<0.001	<0.001		
2/24/2023				<0.001	<0.001			<0.001	
2/28/2023									<0.001
8/1/2023		<0.001	<0.001		<0.001				
8/2/2023	<0.001			<0.001		<0.001	<0.001	<0.001	<0.001

Time Series

Constituent: Thallium (mg/L) Analysis Run 9/20/2023 2:38 PM View: Time Series & Box Plot

Plant Scherer Client: Southern Company Data: Scherer AP

	PZ-69I	SGWA-1 (bg)	SGWA-2 (bg)	SGWA-24 (bg)	SGWA-25 (bg)	SGWA-3 (bg)	SGWA-4 (bg)	SGWA-5 (bg)	SGWC-10
5/10/2016		<0.001	<0.001	<0.001	<0.001	<0.001		<0.001	
5/11/2016							<0.001		<0.001
6/23/2016		8E-05 (J)	<0.001	<0.001				<0.001	
6/24/2016						0.0001 (J)	<0.001		
6/27/2016					<0.001				
6/28/2016									0.0001 (J)
8/16/2016		9.5E-05 (J)	<0.001	<0.001		<0.001		<0.001	
8/17/2016					<0.001		<0.001		<0.001
10/13/2016		<0.001		<0.001					
10/14/2016			<0.001		<0.001	<0.001		<0.001	
10/17/2016							<0.001		<0.001
12/5/2016				<0.001					
12/6/2016		<0.001	<0.001		<0.001	<0.001	<0.001	<0.001	<0.001
2/14/2017		<0.001	<0.001	<0.001	<0.001	<0.001	<0.001	<0.001	
2/15/2017									<0.001
4/10/2017				<0.001					
4/11/2017		<0.001	<0.001		<0.001	<0.001	<0.001	<0.001	
4/12/2017									<0.001
6/26/2017		<0.001	<0.001	<0.001		<0.001	<0.001	<0.001	
6/27/2017					<0.001				<0.001
3/26/2018		<0.001	<0.001	<0.001		<0.001			
3/27/2018					<0.001		<0.001	<0.001	<0.001
6/5/2018		<0.001	<0.001	<0.001	<0.001			<0.001	
6/6/2018						<0.001	<0.001		<0.001
10/5/2018		<0.001	<0.001	<0.001		<0.001			
10/8/2018					<0.001		<0.001	<0.001	
10/9/2018									<0.001
2/18/2019		<0.001	<0.001				<0.001		
2/19/2019				<0.001	<0.001	<0.001		<0.001	
2/20/2019									<0.001
3/28/2019					<0.001	<0.001	<0.001	<0.001	
3/29/2019		<0.001	<0.001	<0.001					
4/1/2019									<0.001
9/12/2019								<0.001	
9/13/2019				<0.001					
9/16/2019		<0.001	<0.001		<0.001	<0.001	<0.001		
9/17/2019									<0.001
2/13/2020		<0.001	<0.001	<0.001					
2/17/2020					<0.001			<0.001	
2/18/2020						0.00033 (J)	0.00049 (J)		
2/19/2020									0.00075 (J)
3/17/2020			<0.001		<0.001	<0.001		<0.001	
3/18/2020		0.00049 (J)		<0.001			0.00021 (J)		
3/25/2020									<0.001
9/14/2020		0.00039 (J)	0.00016 (J)	<0.001	<0.001	<0.001	<0.001	<0.001	<0.001
2/9/2021		<0.001	<0.001	<0.001	<0.001	<0.001	<0.001	<0.001	<0.001
3/30/2021		0.00035 (J)	0.00034 (J)	<0.001					
3/31/2021						<0.001	<0.001	<0.001	<0.001
4/7/2021					<0.001				
8/17/2021		<0.001	<0.001		<0.001		<0.001		
8/18/2021				<0.001		<0.001		0.0003 (J)	
8/19/2021									0.00024 (J)

Time Series

Constituent: Thallium (mg/L) Analysis Run 9/20/2023 2:38 PM View: Time Series & Box Plot
Plant Scherer Client: Southern Company Data: Scherer AP

	PZ-69I	SGWA-1 (bg)	SGWA-2 (bg)	SGWA-24 (bg)	SGWA-25 (bg)	SGWA-3 (bg)	SGWA-4 (bg)	SGWA-5 (bg)	SGWC-10
2/9/2022		<0.001	<0.001		<0.001	<0.001	<0.001	<0.001	
2/10/2022	<0.001			<0.001					
2/11/2022									<0.001
8/17/2022		<0.001	<0.001						
8/18/2022				<0.001	<0.001	<0.001	<0.001	<0.001	
8/19/2022									<0.001
8/24/2022	<0.001								
2/21/2023		<0.001				<0.001		<0.001	
2/22/2023			<0.001				<0.001		<0.001
2/23/2023				<0.001	<0.001				
2/24/2023	<0.001								
8/1/2023		<0.001	<0.001					<0.001	
8/2/2023	<0.001								
8/7/2023						<0.001	<0.001		<0.001
8/8/2023				<0.001	<0.001				

Time Series

Constituent: Thallium (mg/L) Analysis Run 9/20/2023 2:38 PM View: Time Series & Box Plot

Plant Scherer Client: Southern Company Data: Scherer AP

	SGWC-11	SGWC-12	SGWC-13	SGWC-14	SGWC-15	SGWC-16	SGWC-17	SGWC-18	SGWC-19
5/11/2016	<0.001	<0.001							
5/12/2016			<0.001	<0.001	<0.001	<0.001	<0.001		
5/13/2016								<0.001	<0.001
6/28/2016	<0.001	<0.001	<0.001	<0.001	9E-05 (J)	<0.001			
6/29/2016							<0.001		<0.001
6/30/2016								0.0002 (J)	
8/17/2016	<0.001								
8/18/2016		<0.001	<0.001	<0.001	<0.001	<0.001	<0.001		
8/22/2016								0.00015 (J)	<0.001
10/17/2016	<0.001	<0.001	<0.001	<0.001					
10/18/2016					<0.001	<0.001			<0.001
10/19/2016							<0.001	0.00012 (J)	
12/6/2016	<0.001	<0.001	<0.001						
12/7/2016				<0.001	<0.001	<0.001	<0.001	9.5E-05 (J)	
12/8/2016									<0.001
2/15/2017	<0.001	<0.001	<0.001	<0.001	8.5E-05 (J)		<0.001		
2/16/2017						<0.001		0.00013 (J)	<0.001
4/12/2017	<0.001	<0.001	<0.001	<0.001	9.5E-05 (J)				
4/13/2017						<0.001	<0.001	0.00012 (J)	<0.001
6/27/2017	<0.001	<0.001	<0.001	<0.001	0.0001 (J)	<0.001	<0.001		
6/28/2017								0.00013 (J)	<0.001
3/27/2018	<0.001	<0.001	<0.001	<0.001	<0.001	<0.001	<0.001		
3/28/2018								0.00011 (J)	<0.001
6/6/2018	<0.001	<0.001							
6/7/2018			<0.001	<0.001	<0.001	<0.001	<0.001		
6/8/2018								0.00019 (J)	<0.001
10/8/2018		<0.001	<0.001	<0.001		<0.001	<0.001		
10/9/2018									<0.001
10/16/2018	<0.001				0.0001 (J)				
10/18/2018								0.00019 (J)	
2/20/2019	<0.001	<0.001	<0.001	<0.001	9.8E-05 (J)	<0.001	<0.001	0.00021 (J)	<0.001
4/1/2019	<0.001	<0.001	<0.001	<0.001	9.5E-05 (J)				
4/2/2019						<0.001	<0.001	0.00016 (J)	<0.001
9/16/2019	<0.001	<0.001							
9/17/2019			<0.001	<0.001	0.00016 (J)	<0.001	<0.001	0.00025 (J)	<0.001
2/18/2020	0.00016 (J)								
2/19/2020		0.00034 (J)	0.00022 (J)	0.00018 (J)	0.00031 (J)	<0.001	<0.001		<0.001
2/20/2020								0.00066 (J)	
3/23/2020									<0.001
3/24/2020							<0.001		
3/25/2020	<0.001								
3/26/2020		<0.001						0.00029 (J)	
3/27/2020			<0.001	0.0011	0.00045 (J)	<0.001			
9/14/2020	<0.001	0.00023 (J)	<0.001						
9/15/2020				0.00035 (J)	0.00027 (J)	<0.001	<0.001	0.00027 (J)	<0.001
2/9/2021	<0.001	<0.001	<0.001	<0.001	<0.001	<0.001			
2/10/2021							0.00024 (J)	0.00068 (J)	<0.001
3/30/2021								0.00024 (J)	<0.001
3/31/2021					<0.001				
4/1/2021						<0.001	<0.001		
4/6/2021				0.00017 (J)					
4/7/2021	<0.001	<0.001	<0.001						

Time Series

Constituent: Thallium (mg/L) Analysis Run 9/20/2023 2:38 PM View: Time Series & Box Plot
Plant Scherer Client: Southern Company Data: Scherer AP

	SGWC-11	SGWC-12	SGWC-13	SGWC-14	SGWC-15	SGWC-16	SGWC-17	SGWC-18	SGWC-19
8/18/2021							<0.001	0.00022 (J)	
8/19/2021	0.00015 (J)		<0.001	<0.001	<0.001	<0.001			<0.001
8/20/2021		<0.001							
2/10/2022	<0.001	<0.001				<0.001		<0.001	
2/11/2022			<0.001		<0.001		<0.001		<0.001
2/14/2022				<0.001					
8/18/2022	<0.001	<0.001	<0.001						
8/19/2022				<0.001	<0.001				
8/22/2022									<0.001
8/23/2022								<0.001	
8/31/2022						<0.001	<0.001		
2/22/2023	<0.001						<0.001	<0.001	<0.001
2/23/2023		<0.001	<0.001	<0.001	<0.001	<0.001			
8/2/2023	<0.001		<0.001						
8/7/2023		<0.001			<0.001		<0.001	<0.001	<0.001
8/8/2023				<0.001		<0.001			

Time Series

Constituent: Thallium (mg/L) Analysis Run 9/20/2023 2:38 PM View: Time Series & Box Plot

Plant Scherer Client: Southern Company Data: Scherer AP

	SGWC-20	SGWC-21	SGWC-22	SGWC-23	SGWC-6	SGWC-7	SGWC-8	SGWC-9
5/11/2016					<0.001	<0.001	<0.001	<0.001
5/12/2016	<0.001	<0.001	<0.001	<0.001				
6/27/2016					<0.001	<0.001	<0.001	
6/29/2016	0.0002 (J)	<0.001	<0.001	<0.001				<0.001
8/17/2016					<0.001	<0.001	<0.001	
8/19/2016			<0.001	<0.001				
8/22/2016	0.00018 (J)	<0.001						<0.001
10/17/2016					<0.001		<0.001	
10/18/2016	0.00016 (J)	<0.001	<0.001	<0.001		<0.001		<0.001
12/6/2016					<0.001	<0.001	<0.001	
12/7/2016		<0.001	<0.001	<0.001				<0.001
12/8/2016	0.0001 (J)							
2/14/2017					<0.001	<0.001	<0.001	
2/15/2017				<0.001				
2/16/2017	0.00014 (J)	<0.001	<0.001					<0.001
4/12/2017					<0.001	<0.001	<0.001	
4/13/2017	0.00021 (J)	<0.001	<0.001	<0.001				<0.001
6/27/2017					<0.001	<0.001	<0.001	<0.001
6/28/2017	0.00018 (J)	<0.001	<0.001	<0.001				
3/27/2018				<0.001	<0.001	<0.001	<0.001	
3/28/2018	9E-05 (J)	<0.001	<0.001					<0.001
6/6/2018					<0.001	<0.001	<0.001	<0.001
6/7/2018	0.00014 (J)	<0.001	<0.001	<0.001				
10/8/2018		<0.001	<0.001	<0.001	<0.001			
10/9/2018						<0.001	<0.001	<0.001
10/18/2018	0.00018 (J)							
2/19/2019			<0.001	<0.001				
2/20/2019	0.00018 (J)	<0.001			<0.001	<0.001	<0.001	<0.001
4/1/2019						<0.001	<0.001	<0.001
4/2/2019	0.00017 (J)	<0.001	<0.001	<0.001	<0.001			
9/16/2019					<0.001			<0.001
9/17/2019	0.00021 (J)	<0.001				<0.001	0.00023 (J)	
9/18/2019			<0.001	<0.001				
2/18/2020	0.00033 (J)	<0.001	<0.001	<0.001	0.00028 (J)	0.00022 (J)	0.0002 (J)	
2/19/2020								0.00027 (J)
3/23/2020	0.00016 (J)	<0.001						
3/24/2020			<0.001	<0.001				
3/25/2020					0.00049 (J)		0.00079 (J)	<0.001
3/26/2020						<0.001		
9/14/2020					<0.001	<0.001	<0.001	<0.001
9/15/2020	0.00028 (J)	<0.001	0.00038 (J)	0.00016 (J)				
2/9/2021					<0.001	<0.001	<0.001	<0.001
2/10/2021	0.00025 (J)	<0.001	<0.001	<0.001				
3/30/2021	0.00018 (J)	<0.001						
3/31/2021			<0.001	<0.001				<0.001
4/1/2021					0.00023 (J)	0.00042 (J)	0.00021 (J)	
8/18/2021		<0.001	<0.001	<0.001	0.00017 (J)	<0.001	<0.001	
8/19/2021	0.00018 (J)							0.0004 (J)
2/9/2022					<0.001	<0.001		
2/10/2022			<0.001	<0.001			<0.001	<0.001
2/11/2022	<0.001	<0.001						
8/18/2022						<0.001	<0.001	<0.001

Time Series

Constituent: Thallium (mg/L) Analysis Run 9/20/2023 2:38 PM View: Time Series & Box Plot
Plant Scherer Client: Southern Company Data: Scherer AP

	SGWC-20	SGWC-21	SGWC-22	SGWC-23	SGWC-6	SGWC-7	SGWC-8	SGWC-9
8/19/2022					<0.001			
8/22/2022	<0.001	<0.001	<0.001	<0.001				
2/22/2023	<0.001				<0.001	<0.001	<0.001	<0.001
2/23/2023		<0.001	<0.001	<0.001				
8/1/2023					<0.001			
8/7/2023	<0.001		<0.001					<0.001
8/8/2023		<0.001		<0.001		<0.001	<0.001	

Time Series

Constituent: Total Dissolved Solids [TDS] (mg/L) Analysis Run 9/20/2023 2:38 PM View: Time Series & Box Plot

Plant Scherer Client: Southern Company Data: Scherer AP

	PZ-13S	PZ-14S	PZ-17I	PZ-39S	PZ-40I	PZ-41S	PZ-42I	PZ-43S	PZ-44I
10/16/2018									180
10/17/2018				140					
10/18/2018			260		840	670	440	230	
2/8/2022	37	48							
2/9/2022			240	150		820	470	310	120
2/10/2022					1200				
8/22/2022							500		
8/23/2022		65		170	100				
8/24/2022	86		280			920		350	200
2/23/2023	51	59	260			950	490		
2/24/2023				160	1100			330	
2/28/2023									120
8/1/2023		77	270		1200				
8/2/2023	55			160		960	500	340	140

Time Series

Constituent: Total Dissolved Solids [TDS] (mg/L) Analysis Run 9/20/2023 2:38 PM View: Time Series & Box Plot

Plant Scherer Client: Southern Company Data: Scherer AP

	PZ-69I	SGWA-1 (bg)	SGWA-2 (bg)	SGWA-24 (bg)	SGWA-25 (bg)	SGWA-3 (bg)	SGWA-4 (bg)	SGWA-5 (bg)	SGWC-10
5/10/2016		44	96	110	100	59		64	
5/11/2016							91		68
6/23/2016		38	91	118				58	
6/24/2016						39	78		
6/27/2016					117				
6/28/2016									41
8/16/2016		22	100	110		38		52	
8/17/2016					86		100		70
10/13/2016		66		120					
10/14/2016			100		80	34		58	
10/17/2016							58		6
12/5/2016				110					
12/6/2016		54	110		110	70	98	72	40
2/14/2017		18	76	86	98	32	78	52	
2/15/2017									18
4/10/2017				120					
4/11/2017		50	120		110	64	110	78	
4/12/2017									18
6/26/2017		60	110	130		64	110	80	
6/27/2017					18				50
10/10/2017		36	100	110					
10/11/2017					94	42	120	64	
10/12/2017									46
6/5/2018		8	74	76	80			50	
6/6/2018						46	120		38
12/13/2018		16	110	100	4 (J)	4 (J)	94	58	
12/17/2018									38
3/28/2019					79	43	110	58	
3/29/2019		<10	72	110					
4/1/2019									82
9/12/2019								22	
9/13/2019				200					
9/16/2019		17	91		42	19	57		
9/17/2019									17
3/17/2020			100		98	52		30	
3/18/2020		25		110			140		
3/25/2020									59
9/14/2020		20	93	95	71	55	110	36	45
3/30/2021		32	110	110					
3/31/2021						57	120	35	64
4/7/2021					95				
8/17/2021		27	110		97		130		
8/18/2021				120		66		53	
8/19/2021									54
2/9/2022		45	100		93	54	110	60	
2/10/2022	320			130					
2/11/2022									44
8/17/2022		82	130						
8/18/2022				170	88	64	140	94	
8/19/2022									63
8/24/2022	290								
2/21/2023		41				55		65	

Time Series

Constituent: Total Dissolved Solids [TDS] (mg/L) Analysis Run 9/20/2023 2:38 PM View: Time Series & Box Plot
Plant Scherer Client: Southern Company Data: Scherer AP

	PZ-69I	SGWA-1 (bg)	SGWA-2 (bg)	SGWA-24 (bg)	SGWA-25 (bg)	SGWA-3 (bg)	SGWA-4 (bg)	SGWA-5 (bg)	SGWC-10
2/22/2023			100				120		56
2/23/2023				130	90				
2/24/2023	290								
8/1/2023		61	110					80	
8/2/2023	280								
8/7/2023						59	130		60
8/8/2023				130	91				

Time Series

Constituent: Total Dissolved Solids [TDS] (mg/L) Analysis Run 9/20/2023 2:38 PM View: Time Series & Box Plot

Plant Scherer Client: Southern Company Data: Scherer AP

	SGWC-11	SGWC-12	SGWC-13	SGWC-14	SGWC-15	SGWC-16	SGWC-17	SGWC-18	SGWC-19
5/11/2016	80	195							
5/12/2016			190	309	298	46	261		
5/13/2016								728	366
6/28/2016	134	200	198	333	337	60			
6/29/2016							323		370
6/30/2016								742	
8/17/2016	42								
8/18/2016		200	180	320	310	48	310		
8/22/2016								670	350
10/17/2016	24	160	140	320					
10/18/2016					320	60			340
10/19/2016							330 (D)	700	
12/6/2016	70	220	110						
12/7/2016				340	270	64	370	720	
12/8/2016									350
2/15/2017	34	200	160	340	310		350		
2/16/2017						40		600	340
4/12/2017	36	180	140	300	280				
4/13/2017						76	390	640	350
6/27/2017	8	200	170	320	290	50	350		
6/28/2017								540	340
10/11/2017	56	190	170	340					
10/12/2017					330	68	380	640	370
6/6/2018	40	260							
6/7/2018			190	340	310	74	360		
6/8/2018								820	320
10/16/2018	100				350				
10/18/2018								1200	
12/14/2018		190	140	280			390		
12/17/2018						42			250
4/1/2019	33	200	190	330	330				
4/2/2019						73	400	1700	420
9/16/2019	<10	200							
9/17/2019			170	310	320	59	380	1600	400
3/23/2020									390
3/24/2020							430		
3/25/2020	38								
3/26/2020		200						1600	
3/27/2020			200	330	330	99			
9/14/2020	39	190	190						
9/15/2020				360	340	90	440	1500	450
3/30/2021								1500	420
3/31/2021					300				
4/1/2021						88	410		
4/6/2021				320					
4/7/2021	40	210	200						
8/18/2021							450	1400	
8/19/2021	36		210	370	320	100			440
8/20/2021		220							
2/10/2022	39	210				100		1400	
2/11/2022			200		310		440		440
2/14/2022				360					

Time Series

Constituent: Total Dissolved Solids [TDS] (mg/L) Analysis Run 9/20/2023 2:38 PM View: Time Series & Box Plot
Plant Scherer Client: Southern Company Data: Scherer AP

	SGWC-11	SGWC-12	SGWC-13	SGWC-14	SGWC-15	SGWC-16	SGWC-17	SGWC-18	SGWC-19
8/18/2022	54	230	240						
8/19/2022				370	320				
8/22/2022									450
8/23/2022								1300	
11/16/2022						110	430		
2/22/2023	41						470	1200	440
2/23/2023		220	230	390	300	130			
8/2/2023	52		220						
8/7/2023		210			360		470	1200	420
8/8/2023				360		130			

Time Series

Constituent: Total Dissolved Solids [TDS] (mg/L) Analysis Run 9/20/2023 2:38 PM View: Time Series & Box Plot

Plant Scherer Client: Southern Company Data: Scherer AP

	SGWC-20	SGWC-21	SGWC-22	SGWC-23	SGWC-6	SGWC-7	SGWC-8	SGWC-9
5/11/2016					104	222	330	527
5/12/2016	386	260	212	288				
6/27/2016					112	275	423	
6/29/2016	436	311	214	272				562
8/17/2016					86	220	410	
8/19/2016			230	290				
8/22/2016	290	390						500
10/17/2016					60		370	
10/18/2016	200	300	190	270		210		490
12/6/2016					90	250	420	
12/7/2016		310	230	300				510
12/8/2016	370							
2/14/2017					54	210	370	
2/15/2017				260				
2/16/2017	350	310	200					520
4/12/2017					64	200	370	
4/13/2017	380	300	220	300				590
6/27/2017					40	180	380	550
6/28/2017	320	290	190	250				
10/11/2017					82	210		
10/12/2017	350	290	230	280			400	560
6/6/2018					100	210	410	590
6/7/2018	320	260	210	220				
10/18/2018	370							
12/14/2018					44	170	390	
12/17/2018		310	260	30				510
4/1/2019						200	370	580
4/2/2019	370	300	240	250	91			
9/16/2019					76			550
9/17/2019	320	290				140	380	
9/18/2019			470	490				
3/23/2020	330	330						
3/24/2020			250	210				
3/25/2020					94		360	540
3/26/2020						180		
9/14/2020					99	200	360	470
9/15/2020	350	390	250	210				
3/30/2021	350	380						
3/31/2021			240	220				430
4/1/2021					83	200	360	
8/18/2021		380	260	210	140	210	410	
8/19/2021	340							380
2/9/2022					130	170		
2/10/2022			250	230			400	410
2/11/2022	350	350						
8/18/2022						200	420	470
8/19/2022					150			
8/22/2022	370	380	3400	220				
2/22/2023	350				120	170	350	430
2/23/2023		350	260	210				
8/1/2023					100			
8/7/2023	350		300					430

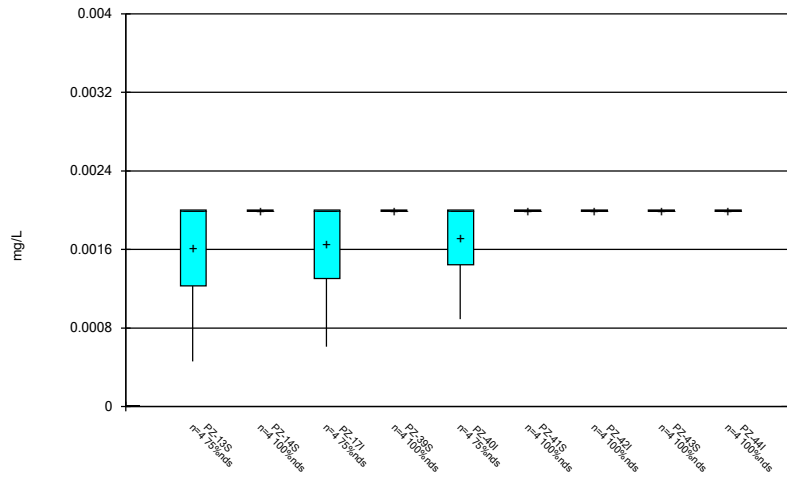
Time Series

Constituent: Total Dissolved Solids [TDS] (mg/L) Analysis Run 9/20/2023 2:38 PM View: Time Series & Box Plot
Plant Scherer Client: Southern Company Data: Scherer AP

	SGWC-20	SGWC-21	SGWC-22	SGWC-23	SGWC-6	SGWC-7	SGWC-8	SGWC-9
8/8/2023		360		210		170	360	

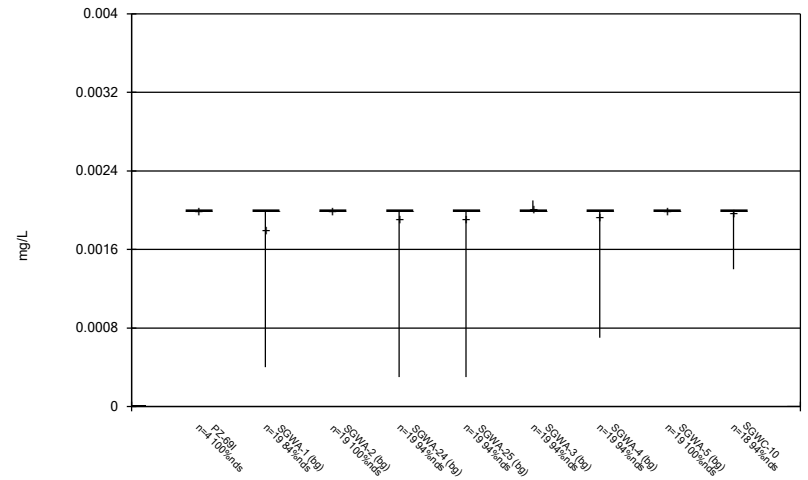
FIGURE B.

Box & Whiskers Plot



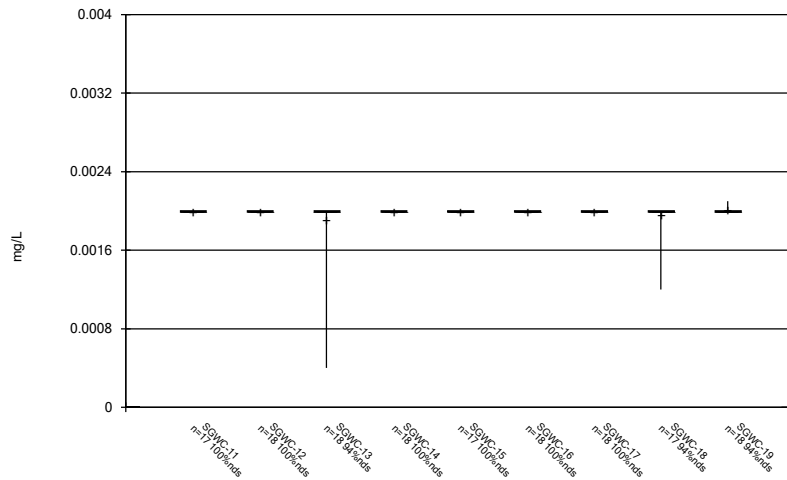
Constituent: Antimony Analysis Run 9/20/2023 2:38 PM View: Time Series & Box Plot
Plant Scherer Client: Southern Company Data: Scherer AP

Box & Whiskers Plot



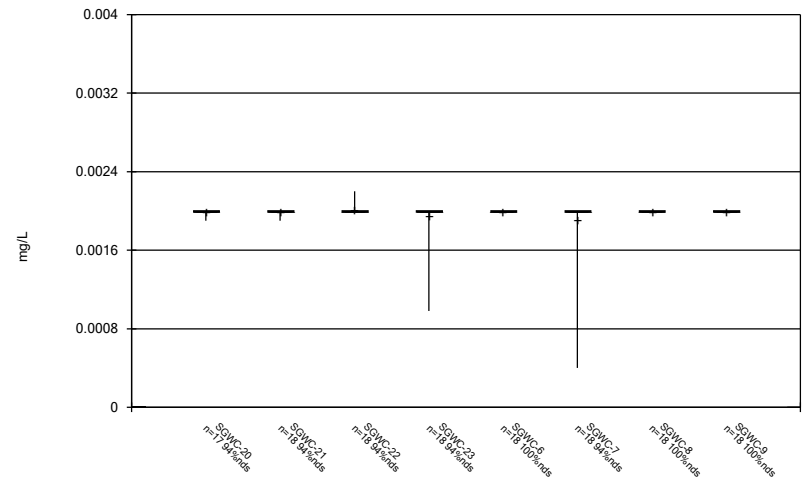
Constituent: Antimony Analysis Run 9/20/2023 2:38 PM View: Time Series & Box Plot
Plant Scherer Client: Southern Company Data: Scherer AP

Box & Whiskers Plot



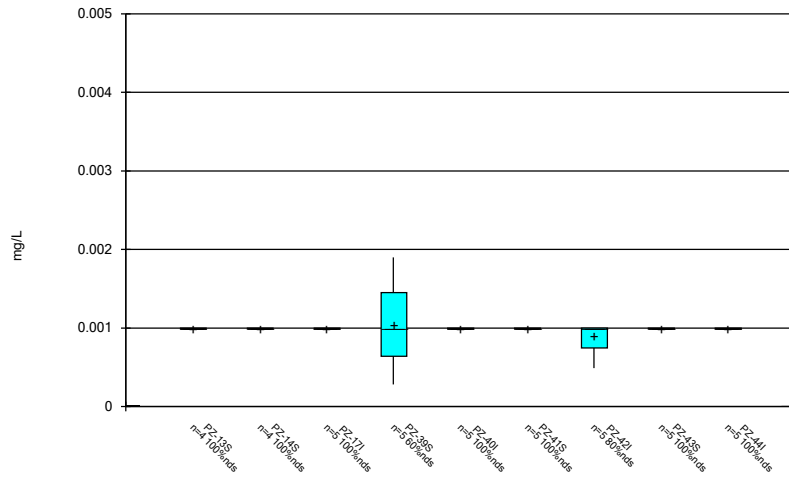
Constituent: Antimony Analysis Run 9/20/2023 2:38 PM View: Time Series & Box Plot
Plant Scherer Client: Southern Company Data: Scherer AP

Box & Whiskers Plot



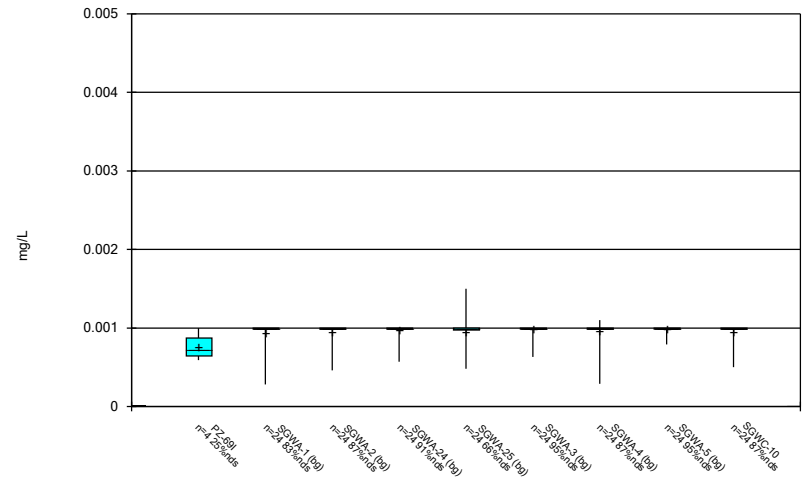
Constituent: Antimony Analysis Run 9/20/2023 2:38 PM View: Time Series & Box Plot
Plant Scherer Client: Southern Company Data: Scherer AP

Box & Whiskers Plot



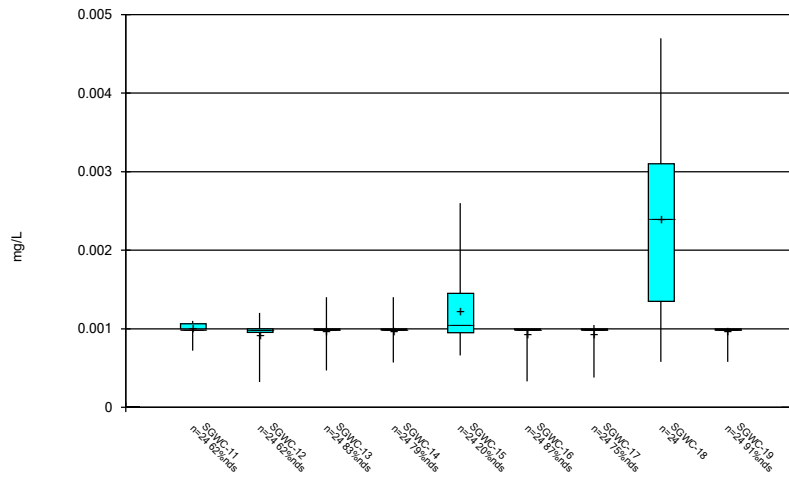
Constituent: Arsenic Analysis Run 9/20/2023 2:38 PM View: Time Series & Box Plot
 Plant Scherer Client: Southern Company Data: Scherer AP

Box & Whiskers Plot



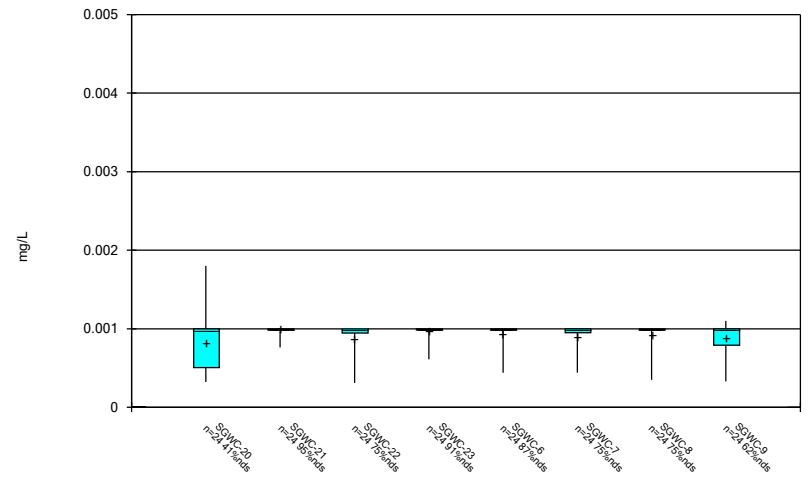
Constituent: Arsenic Analysis Run 9/20/2023 2:38 PM View: Time Series & Box Plot
 Plant Scherer Client: Southern Company Data: Scherer AP

Box & Whiskers Plot



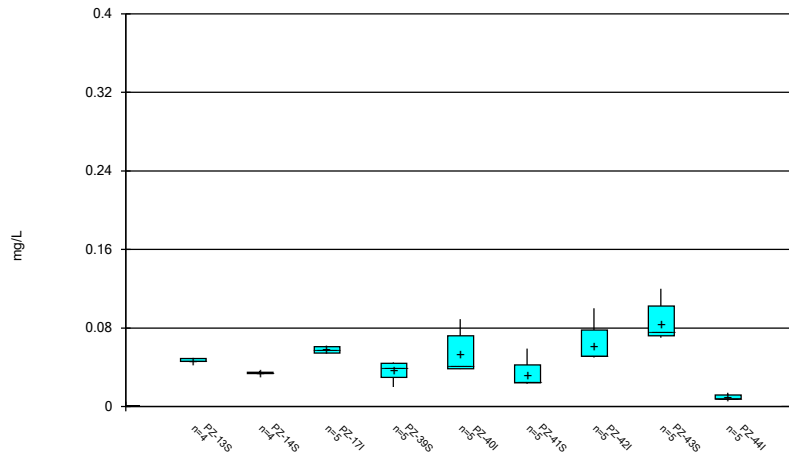
Constituent: Arsenic Analysis Run 9/20/2023 2:38 PM View: Time Series & Box Plot
 Plant Scherer Client: Southern Company Data: Scherer AP

Box & Whiskers Plot



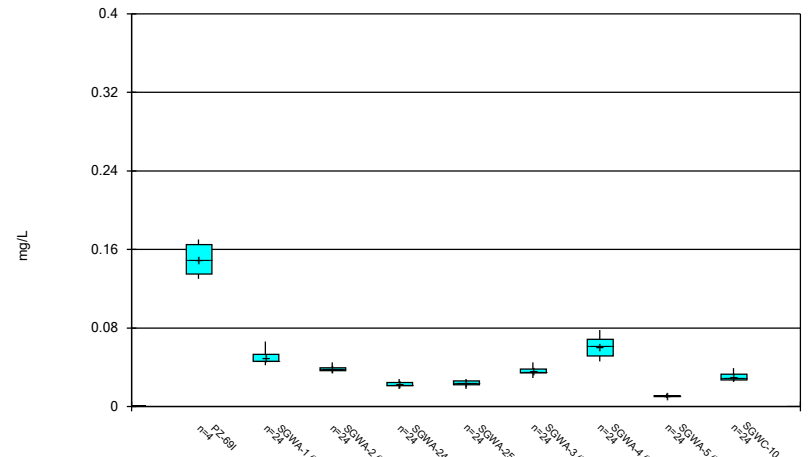
Constituent: Arsenic Analysis Run 9/20/2023 2:38 PM View: Time Series & Box Plot
 Plant Scherer Client: Southern Company Data: Scherer AP

Box & Whiskers Plot



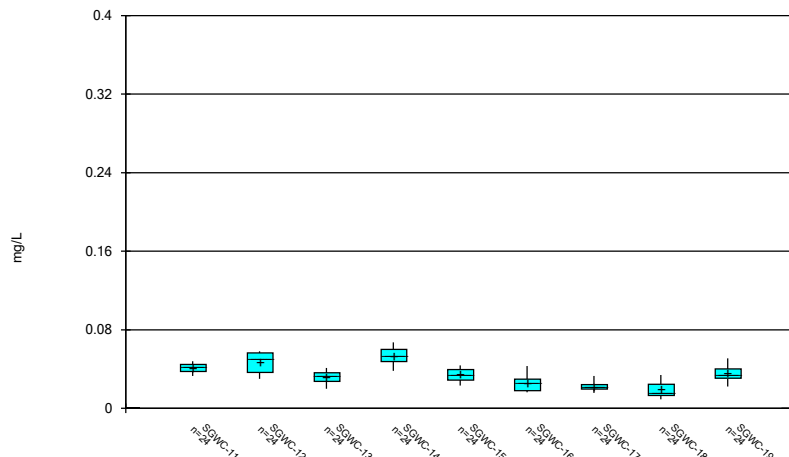
Constituent: Barium Analysis Run 9/20/2023 2:38 PM View: Time Series & Box Plot
Plant Scherer Client: Southern Company Data: Scherer AP

Box & Whiskers Plot



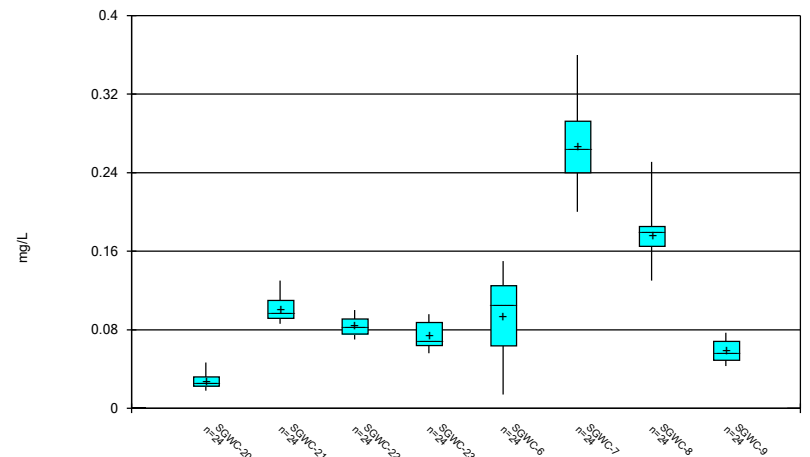
Constituent: Barium Analysis Run 9/20/2023 2:38 PM View: Time Series & Box Plot
Plant Scherer Client: Southern Company Data: Scherer AP

Box & Whiskers Plot



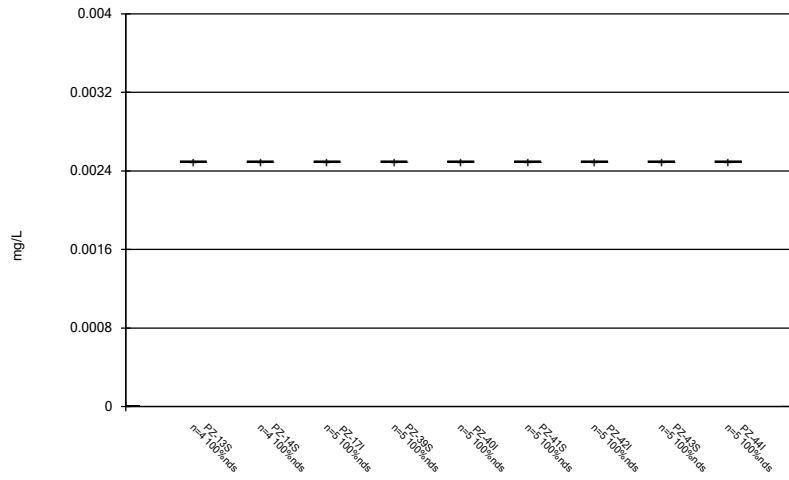
Constituent: Barium Analysis Run 9/20/2023 2:38 PM View: Time Series & Box Plot
Plant Scherer Client: Southern Company Data: Scherer AP

Box & Whiskers Plot



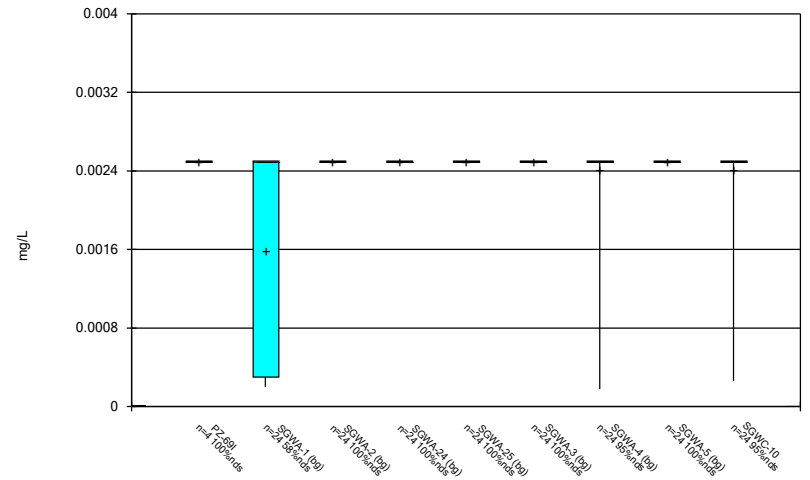
Constituent: Barium Analysis Run 9/20/2023 2:38 PM View: Time Series & Box Plot
Plant Scherer Client: Southern Company Data: Scherer AP

Box & Whiskers Plot



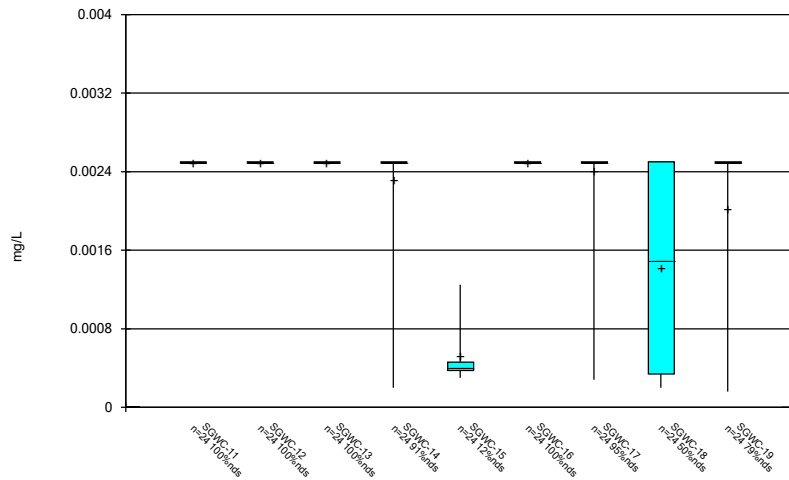
Constituent: Beryllium Analysis Run 9/20/2023 2:38 PM View: Time Series & Box Plot
 Plant Scherer Client: Southern Company Data: Scherer AP

Box & Whiskers Plot



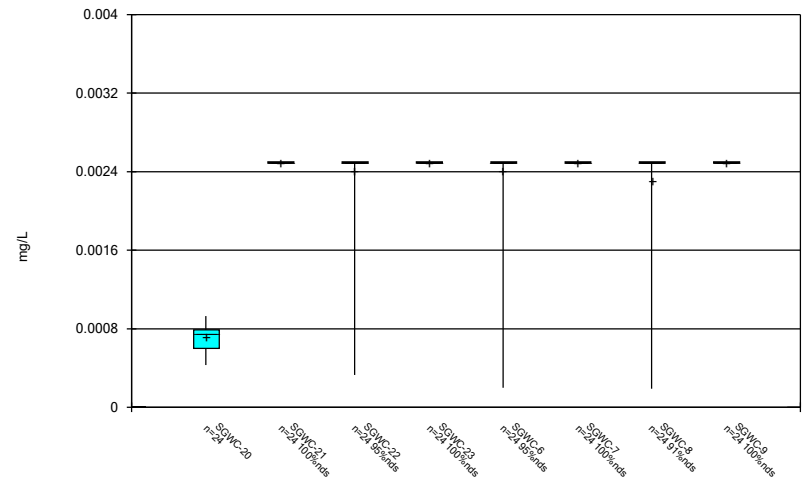
Constituent: Beryllium Analysis Run 9/20/2023 2:38 PM View: Time Series & Box Plot
 Plant Scherer Client: Southern Company Data: Scherer AP

Box & Whiskers Plot



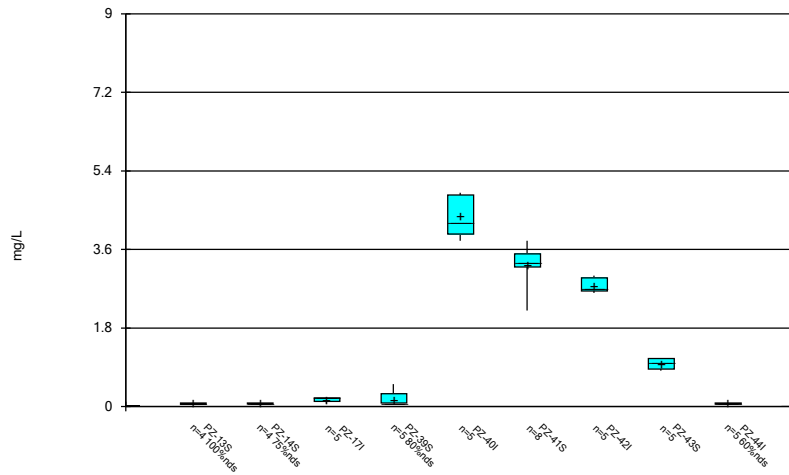
Constituent: Beryllium Analysis Run 9/20/2023 2:38 PM View: Time Series & Box Plot
 Plant Scherer Client: Southern Company Data: Scherer AP

Box & Whiskers Plot



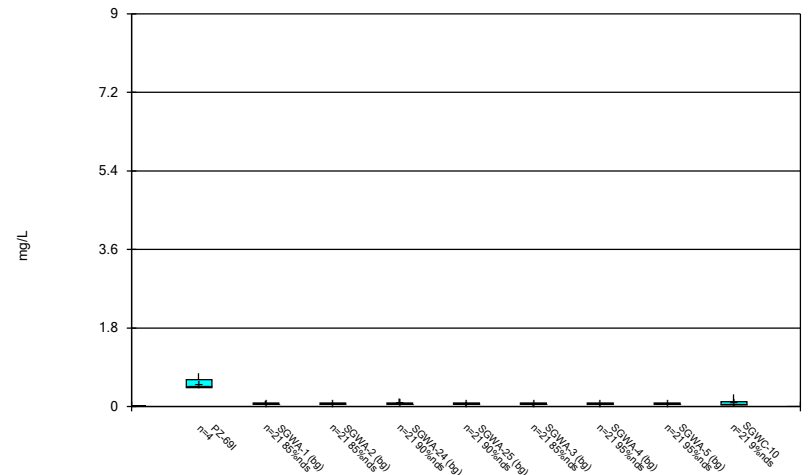
Constituent: Beryllium Analysis Run 9/20/2023 2:38 PM View: Time Series & Box Plot
 Plant Scherer Client: Southern Company Data: Scherer AP

Box & Whiskers Plot



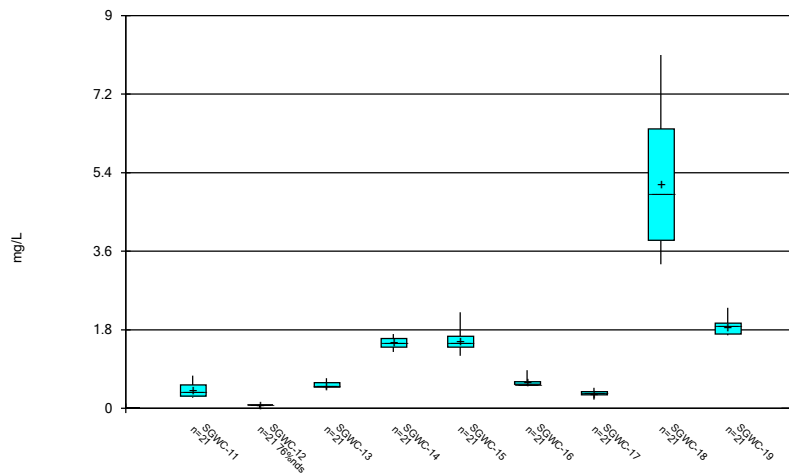
Constituent: Boron, total Analysis Run 9/20/2023 2:38 PM View: Time Series & Box Plot
Plant Scherer Client: Southern Company Data: Scherer AP

Box & Whiskers Plot



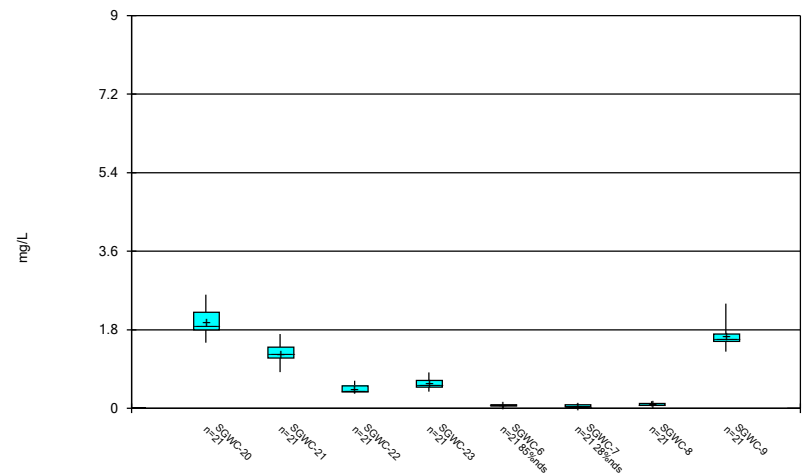
Constituent: Boron, total Analysis Run 9/20/2023 2:38 PM View: Time Series & Box Plot
Plant Scherer Client: Southern Company Data: Scherer AP

Box & Whiskers Plot



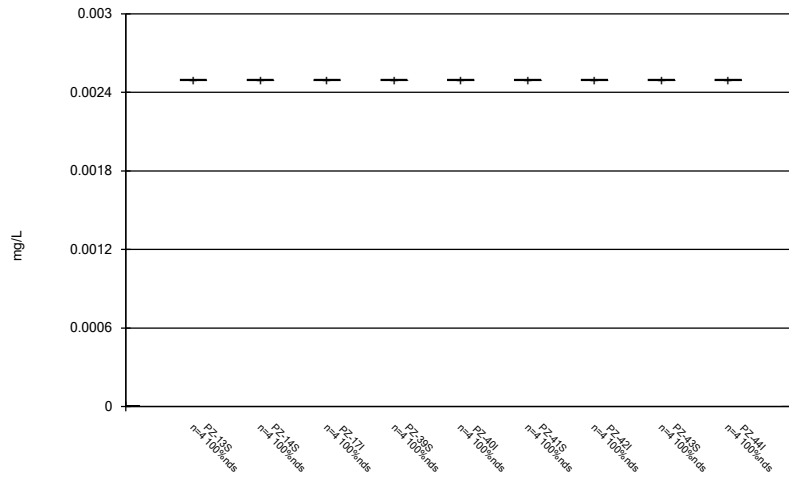
Constituent: Boron, total Analysis Run 9/20/2023 2:39 PM View: Time Series & Box Plot
Plant Scherer Client: Southern Company Data: Scherer AP

Box & Whiskers Plot



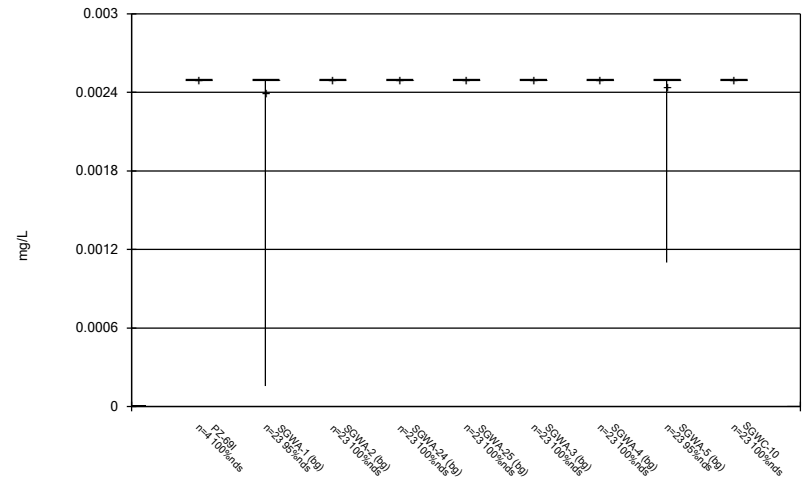
Constituent: Boron, total Analysis Run 9/20/2023 2:39 PM View: Time Series & Box Plot
Plant Scherer Client: Southern Company Data: Scherer AP

Box & Whiskers Plot



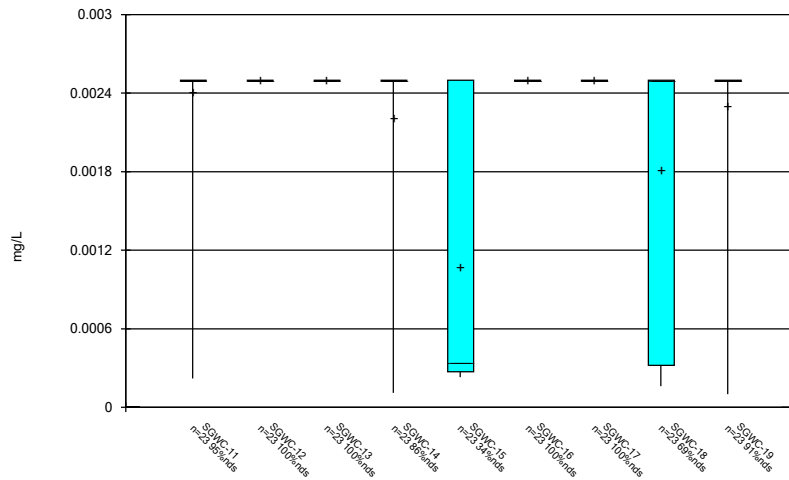
Constituent: Cadmium Analysis Run 9/20/2023 2:39 PM View: Time Series & Box Plot
Plant Scherer Client: Southern Company Data: Scherer AP

Box & Whiskers Plot



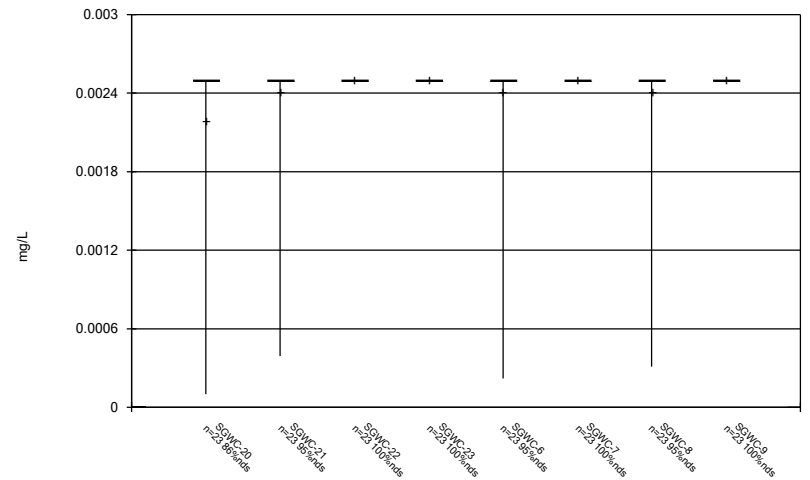
Constituent: Cadmium Analysis Run 9/20/2023 2:39 PM View: Time Series & Box Plot
Plant Scherer Client: Southern Company Data: Scherer AP

Box & Whiskers Plot



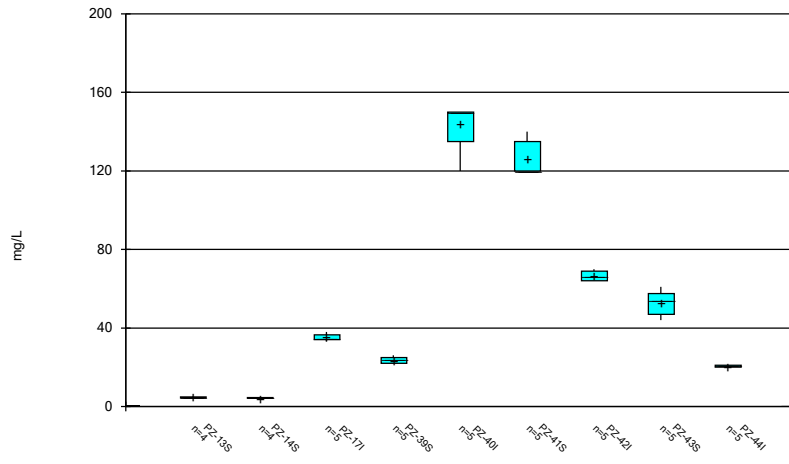
Constituent: Cadmium Analysis Run 9/20/2023 2:39 PM View: Time Series & Box Plot
Plant Scherer Client: Southern Company Data: Scherer AP

Box & Whiskers Plot



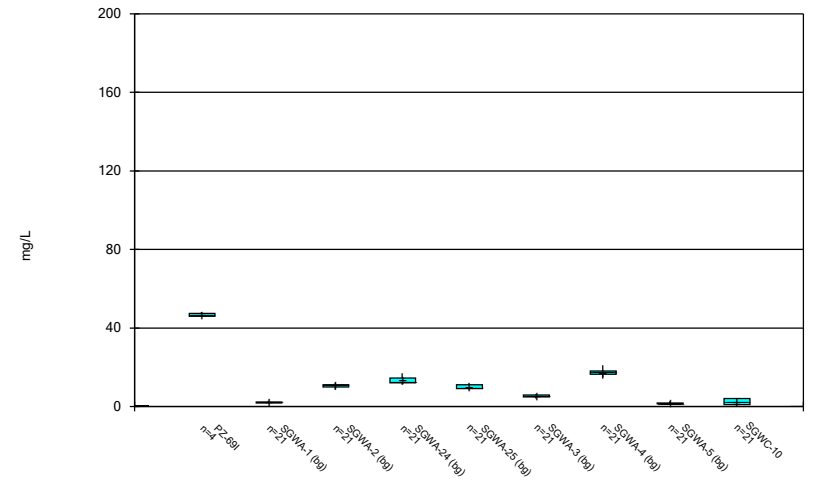
Constituent: Cadmium Analysis Run 9/20/2023 2:39 PM View: Time Series & Box Plot
Plant Scherer Client: Southern Company Data: Scherer AP

Box & Whiskers Plot



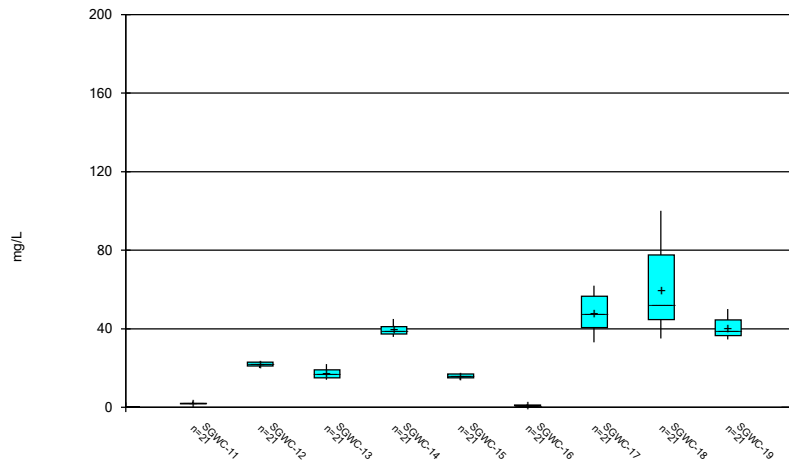
Constituent: Calcium, total Analysis Run 9/20/2023 2:39 PM View: Time Series & Box Plot
Plant Scherer Client: Southern Company Data: Scherer AP

Box & Whiskers Plot



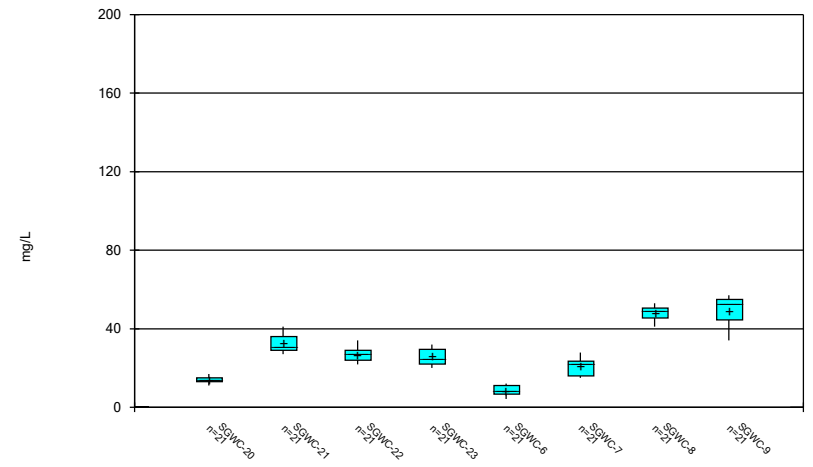
Constituent: Calcium, total Analysis Run 9/20/2023 2:39 PM View: Time Series & Box Plot
Plant Scherer Client: Southern Company Data: Scherer AP

Box & Whiskers Plot



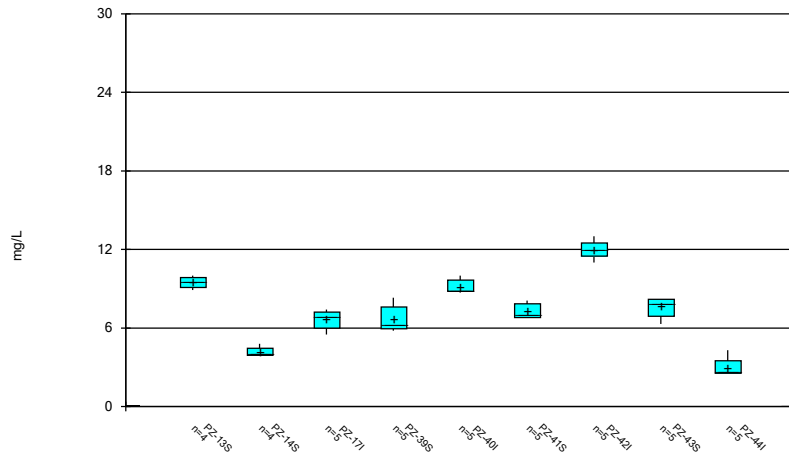
Constituent: Calcium, total Analysis Run 9/20/2023 2:39 PM View: Time Series & Box Plot
Plant Scherer Client: Southern Company Data: Scherer AP

Box & Whiskers Plot



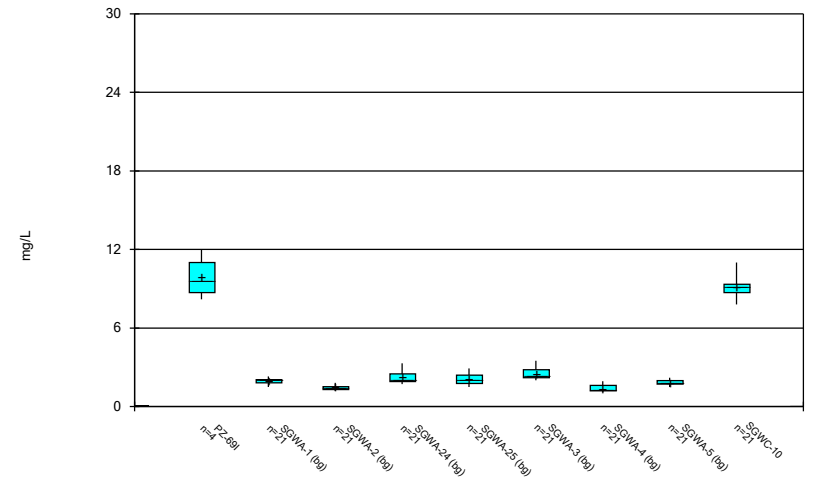
Constituent: Calcium, total Analysis Run 9/20/2023 2:39 PM View: Time Series & Box Plot
Plant Scherer Client: Southern Company Data: Scherer AP

Box & Whiskers Plot



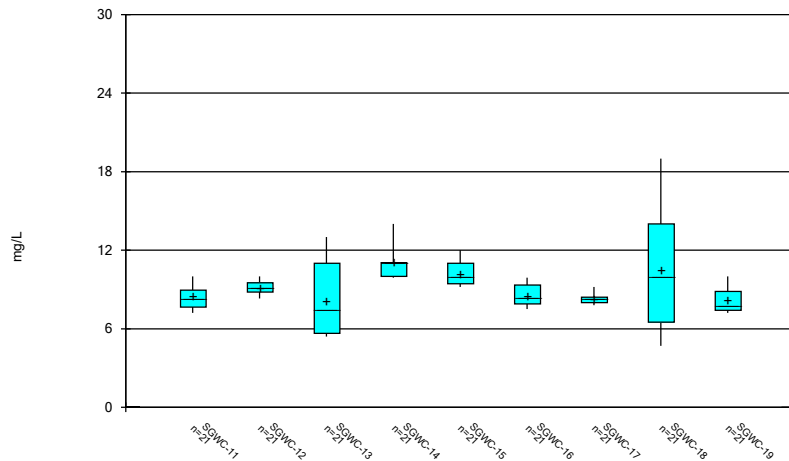
Constituent: Chloride, Total Analysis Run 9/20/2023 2:39 PM View: Time Series & Box Plot
 Plant Scherer Client: Southern Company Data: Scherer AP

Box & Whiskers Plot



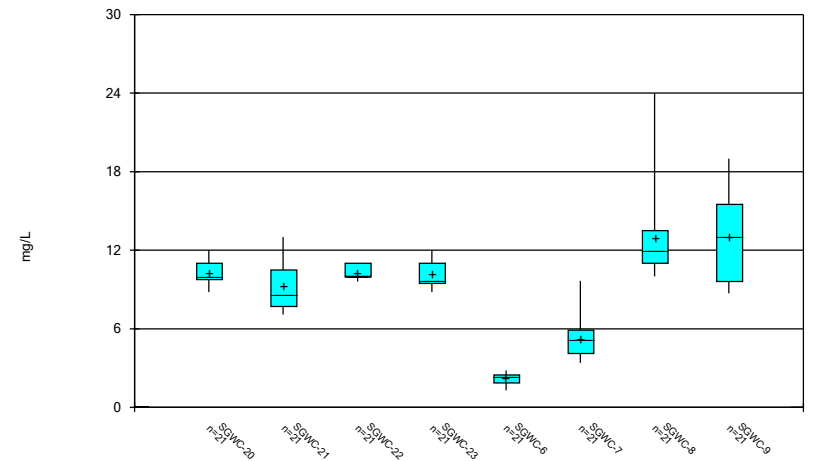
Constituent: Chloride, Total Analysis Run 9/20/2023 2:39 PM View: Time Series & Box Plot
 Plant Scherer Client: Southern Company Data: Scherer AP

Box & Whiskers Plot



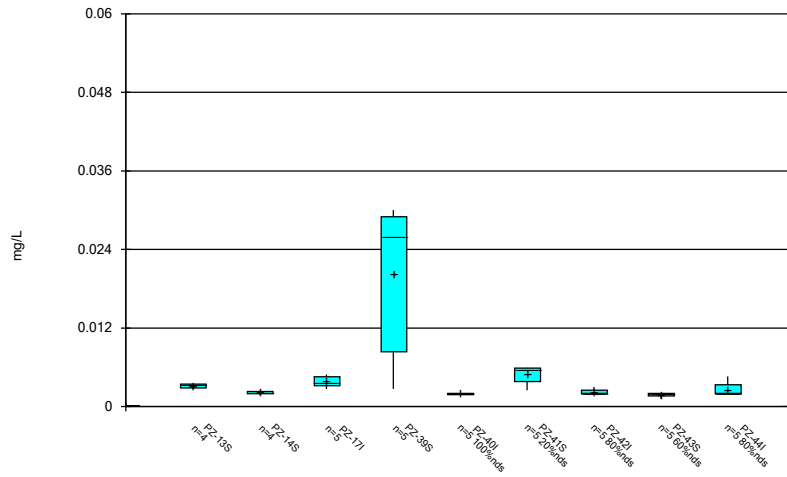
Constituent: Chloride, Total Analysis Run 9/20/2023 2:39 PM View: Time Series & Box Plot
 Plant Scherer Client: Southern Company Data: Scherer AP

Box & Whiskers Plot



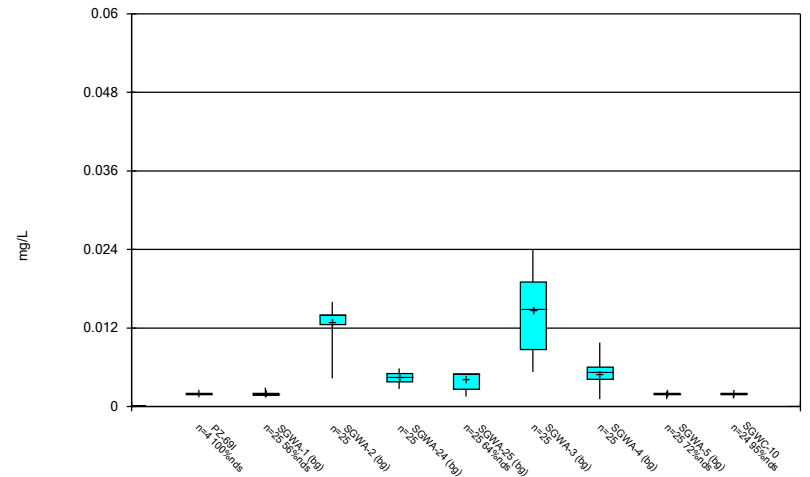
Constituent: Chloride, Total Analysis Run 9/20/2023 2:39 PM View: Time Series & Box Plot
 Plant Scherer Client: Southern Company Data: Scherer AP

Box & Whiskers Plot



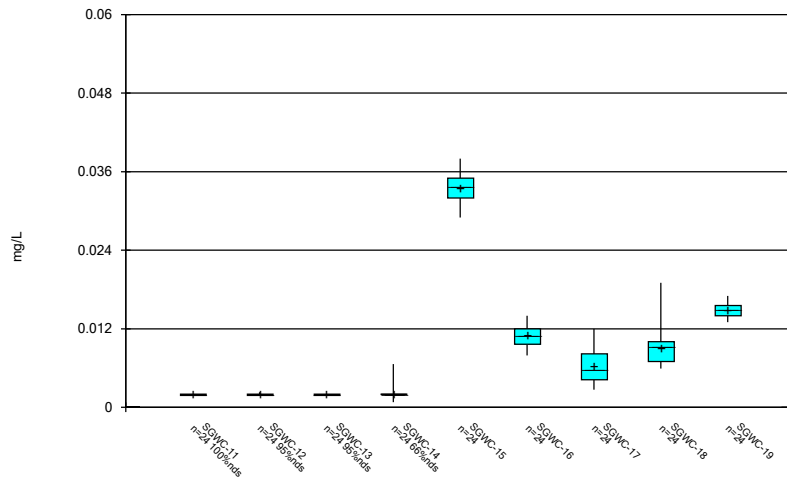
Constituent: Chromium Analysis Run 9/20/2023 2:39 PM View: Time Series & Box Plot
 Plant Scherer Client: Southern Company Data: Scherer AP

Box & Whiskers Plot



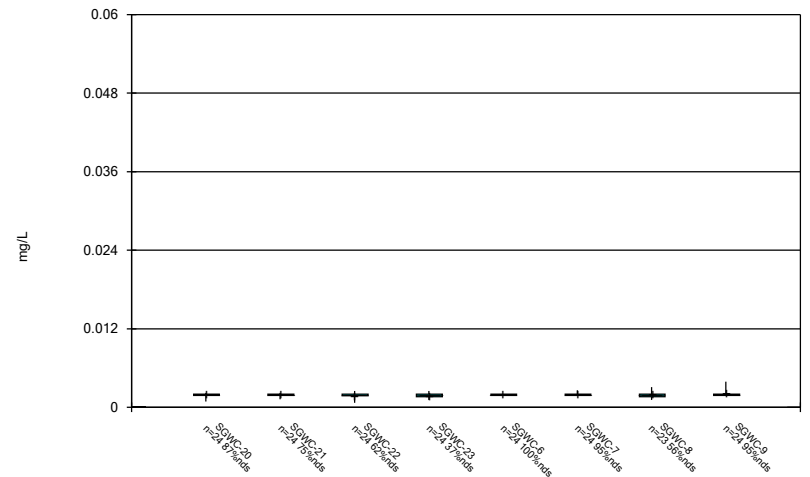
Constituent: Chromium Analysis Run 9/20/2023 2:39 PM View: Time Series & Box Plot
 Plant Scherer Client: Southern Company Data: Scherer AP

Box & Whiskers Plot



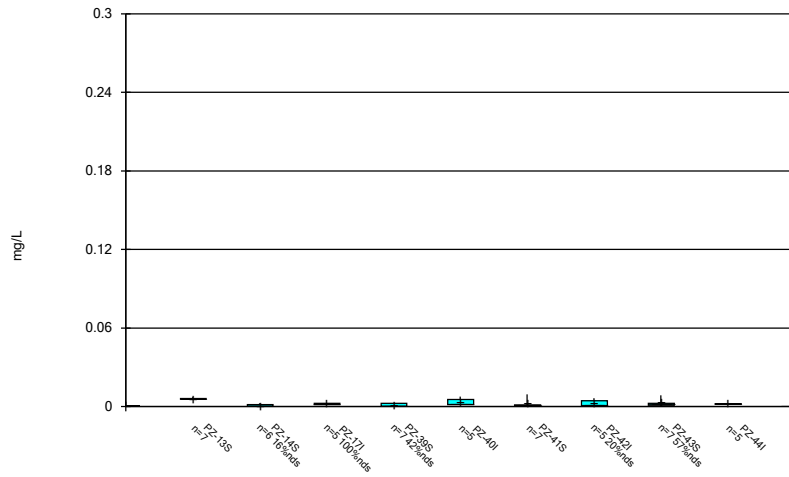
Constituent: Chromium Analysis Run 9/20/2023 2:39 PM View: Time Series & Box Plot
 Plant Scherer Client: Southern Company Data: Scherer AP

Box & Whiskers Plot



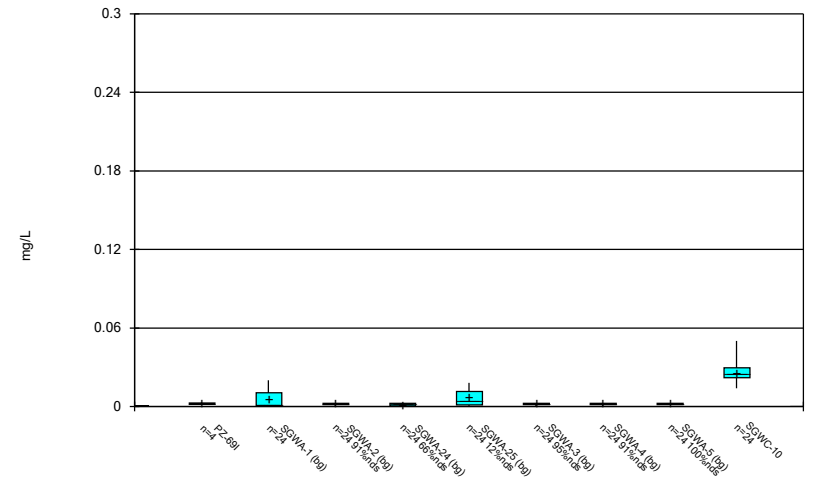
Constituent: Chromium Analysis Run 9/20/2023 2:39 PM View: Time Series & Box Plot
 Plant Scherer Client: Southern Company Data: Scherer AP

Box & Whiskers Plot



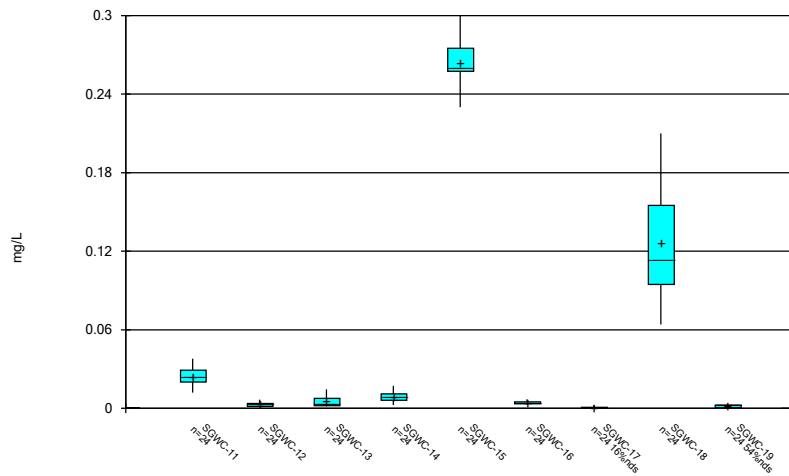
Constituent: Cobalt Analysis Run 9/20/2023 2:39 PM View: Time Series & Box Plot
 Plant Scherer Client: Southern Company Data: Scherer AP

Box & Whiskers Plot



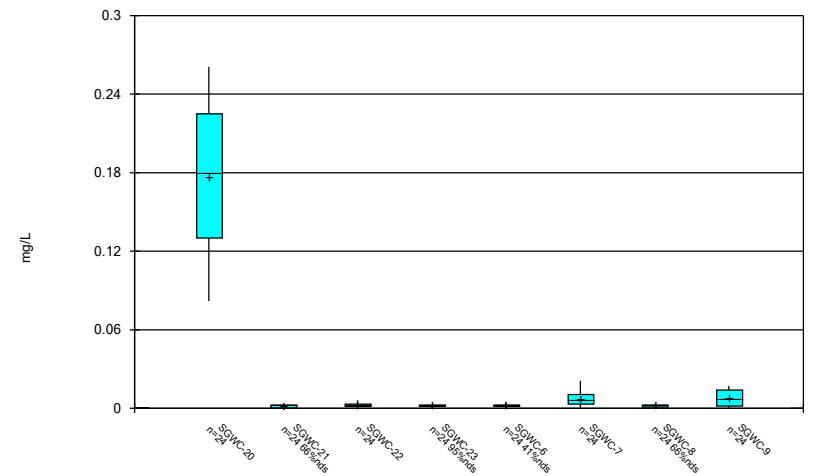
Constituent: Cobalt Analysis Run 9/20/2023 2:39 PM View: Time Series & Box Plot
 Plant Scherer Client: Southern Company Data: Scherer AP

Box & Whiskers Plot



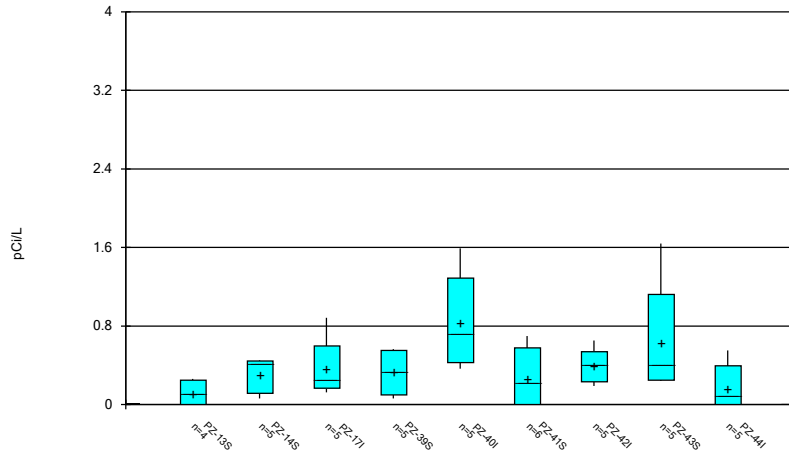
Constituent: Cobalt Analysis Run 9/20/2023 2:39 PM View: Time Series & Box Plot
 Plant Scherer Client: Southern Company Data: Scherer AP

Box & Whiskers Plot



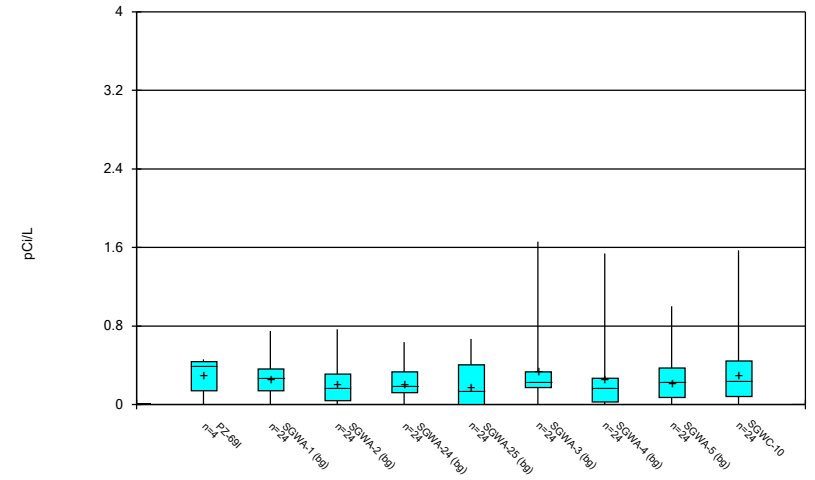
Constituent: Cobalt Analysis Run 9/20/2023 2:39 PM View: Time Series & Box Plot
 Plant Scherer Client: Southern Company Data: Scherer AP

Box & Whiskers Plot



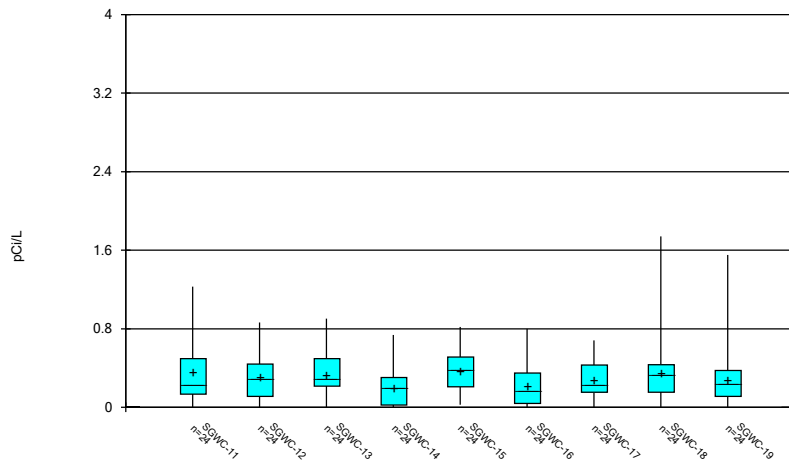
Constituent: Combined Radium 226 + 228 Analysis Run 9/20/2023 2:39 PM View: Time Series & Box Plot
Plant Scherer Client: Southern Company Data: Scherer AP

Box & Whiskers Plot



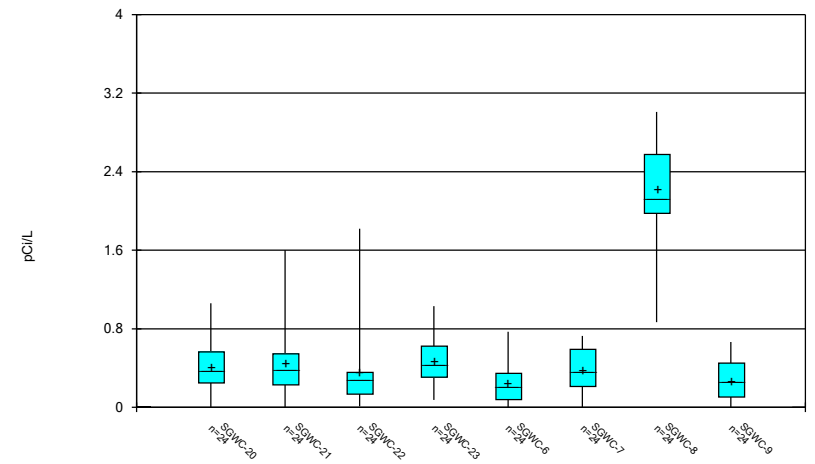
Constituent: Combined Radium 226 + 228 Analysis Run 9/20/2023 2:39 PM View: Time Series & Box Plot
Plant Scherer Client: Southern Company Data: Scherer AP

Box & Whiskers Plot



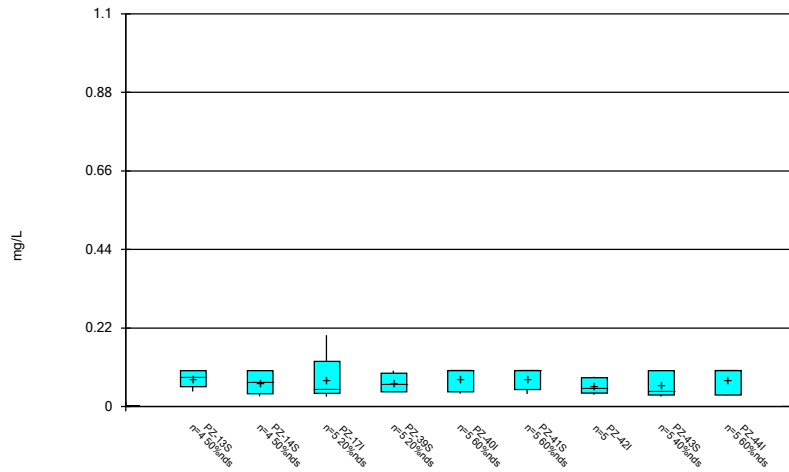
Constituent: Combined Radium 226 + 228 Analysis Run 9/20/2023 2:39 PM View: Time Series & Box Plot
Plant Scherer Client: Southern Company Data: Scherer AP

Box & Whiskers Plot



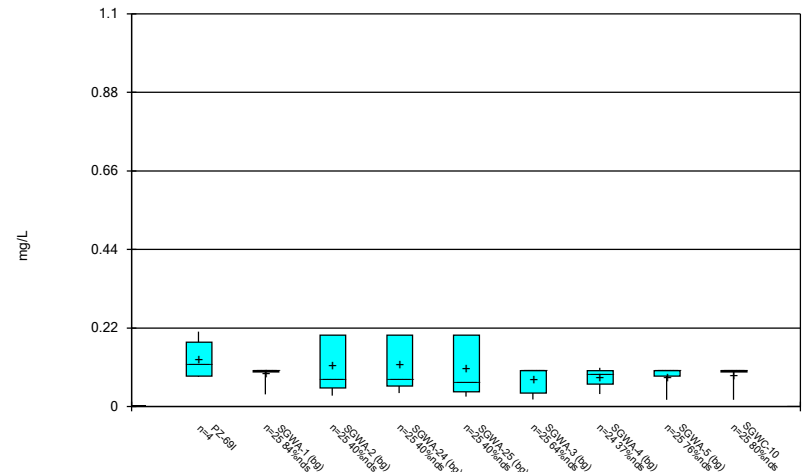
Constituent: Combined Radium 226 + 228 Analysis Run 9/20/2023 2:39 PM View: Time Series & Box Plot
Plant Scherer Client: Southern Company Data: Scherer AP

Box & Whiskers Plot



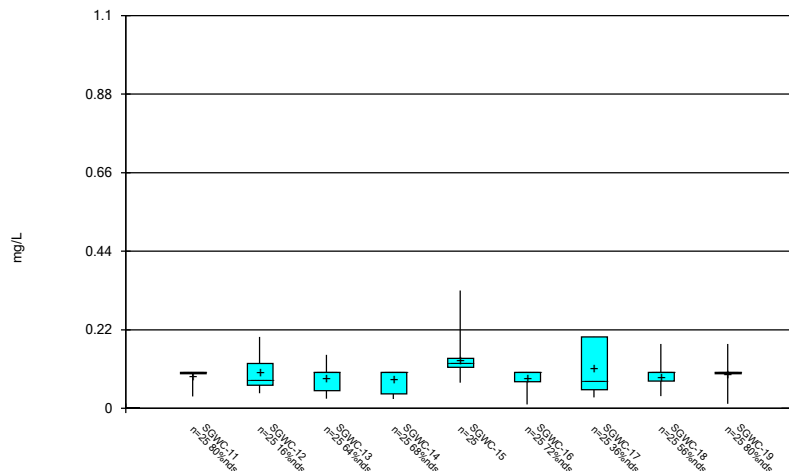
Constituent: Fluoride, total Analysis Run 9/20/2023 2:39 PM View: Time Series & Box Plot
Plant Scherer Client: Southern Company Data: Scherer AP

Box & Whiskers Plot



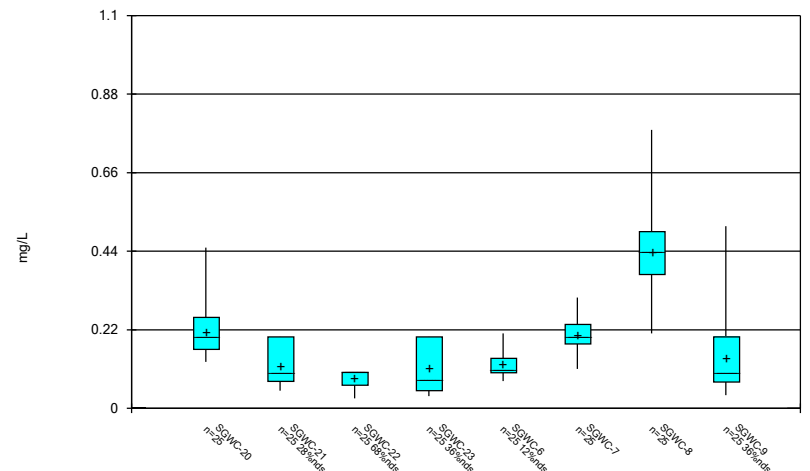
Constituent: Fluoride, total Analysis Run 9/20/2023 2:39 PM View: Time Series & Box Plot
Plant Scherer Client: Southern Company Data: Scherer AP

Box & Whiskers Plot



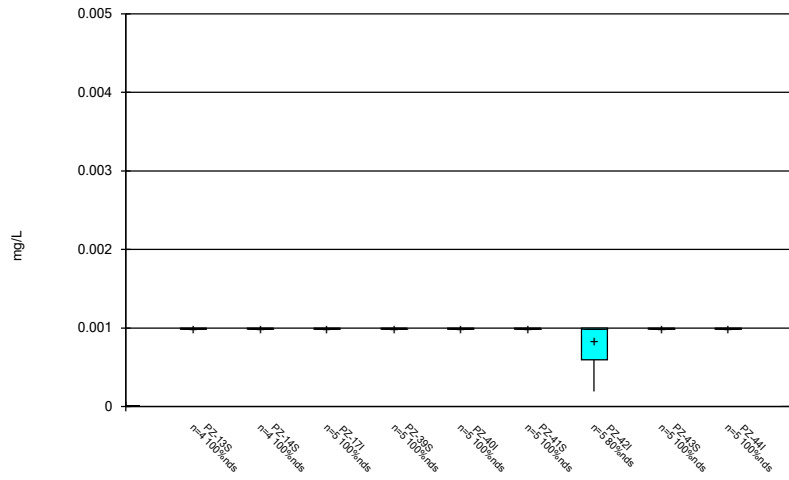
Constituent: Fluoride, total Analysis Run 9/20/2023 2:39 PM View: Time Series & Box Plot
Plant Scherer Client: Southern Company Data: Scherer AP

Box & Whiskers Plot



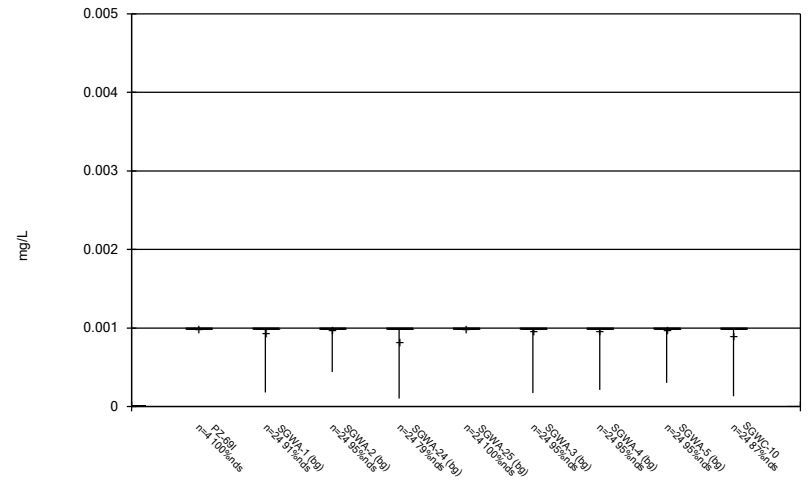
Constituent: Fluoride, total Analysis Run 9/20/2023 2:39 PM View: Time Series & Box Plot
Plant Scherer Client: Southern Company Data: Scherer AP

Box & Whiskers Plot



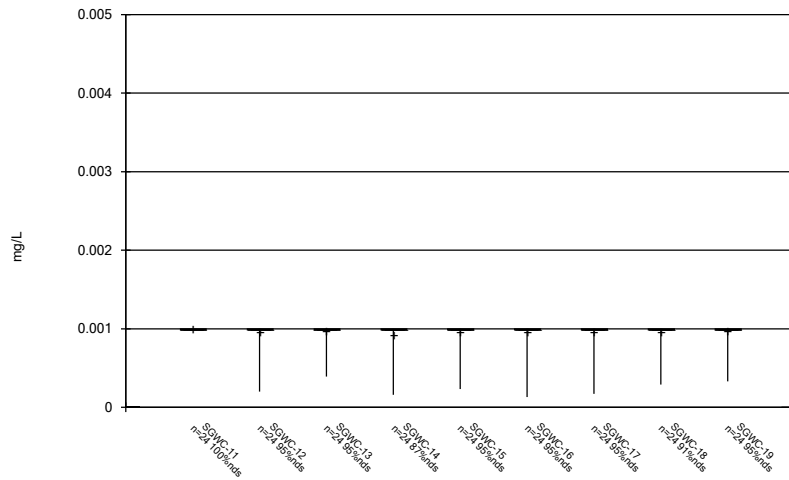
Constituent: Lead Analysis Run 9/20/2023 2:39 PM View: Time Series & Box Plot
 Plant Scherer Client: Southern Company Data: Scherer AP

Box & Whiskers Plot



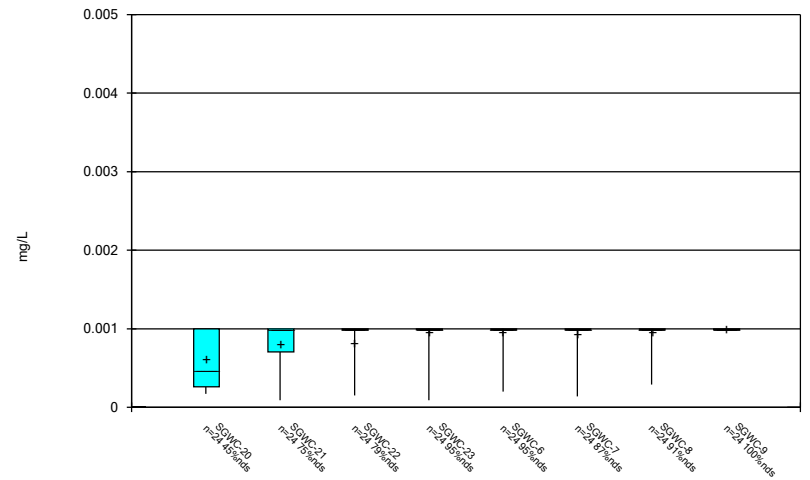
Constituent: Lead Analysis Run 9/20/2023 2:39 PM View: Time Series & Box Plot
 Plant Scherer Client: Southern Company Data: Scherer AP

Box & Whiskers Plot



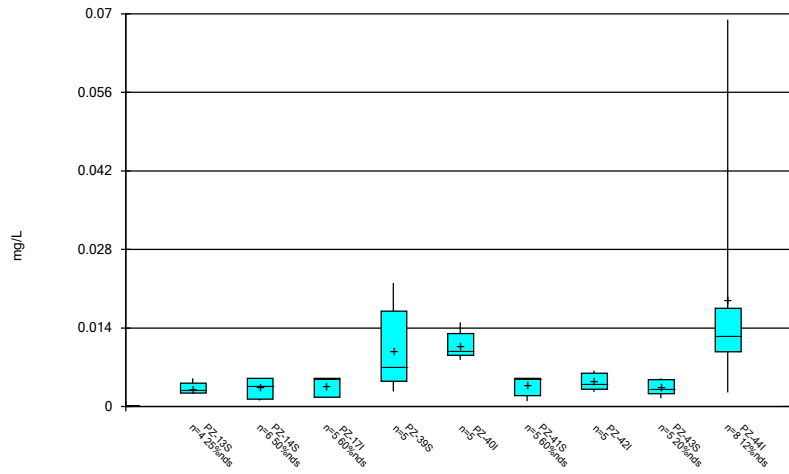
Constituent: Lead Analysis Run 9/20/2023 2:39 PM View: Time Series & Box Plot
 Plant Scherer Client: Southern Company Data: Scherer AP

Box & Whiskers Plot



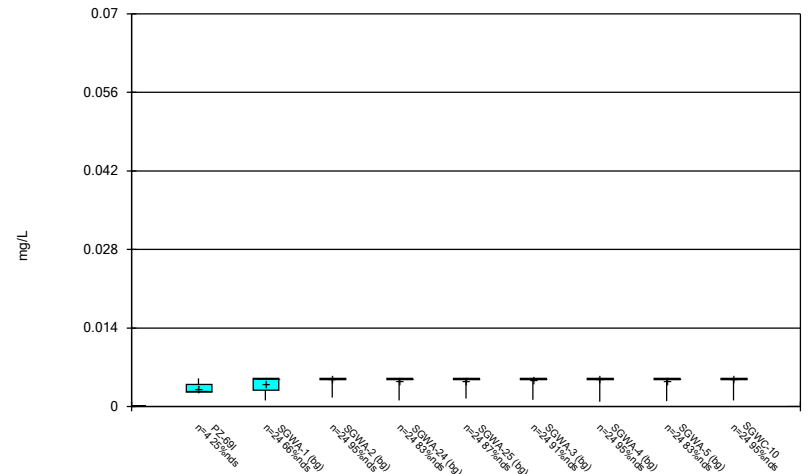
Constituent: Lead Analysis Run 9/20/2023 2:39 PM View: Time Series & Box Plot
 Plant Scherer Client: Southern Company Data: Scherer AP

Box & Whiskers Plot



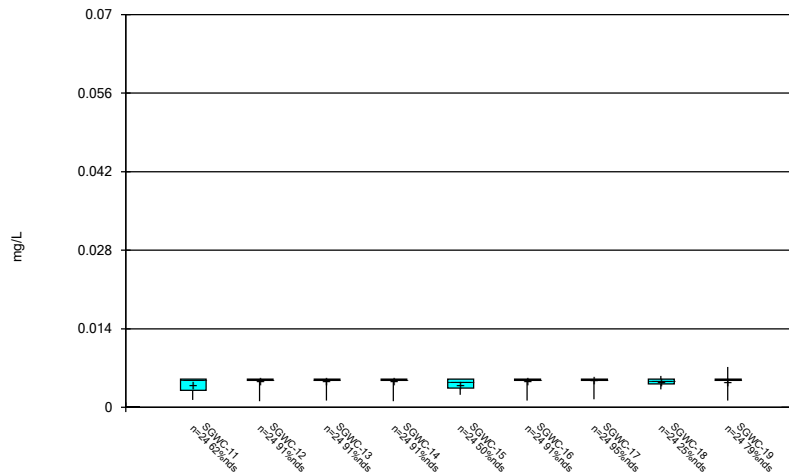
Constituent: Lithium Analysis Run 9/20/2023 2:39 PM View: Time Series & Box Plot
 Plant Scherer Client: Southern Company Data: Scherer AP

Box & Whiskers Plot



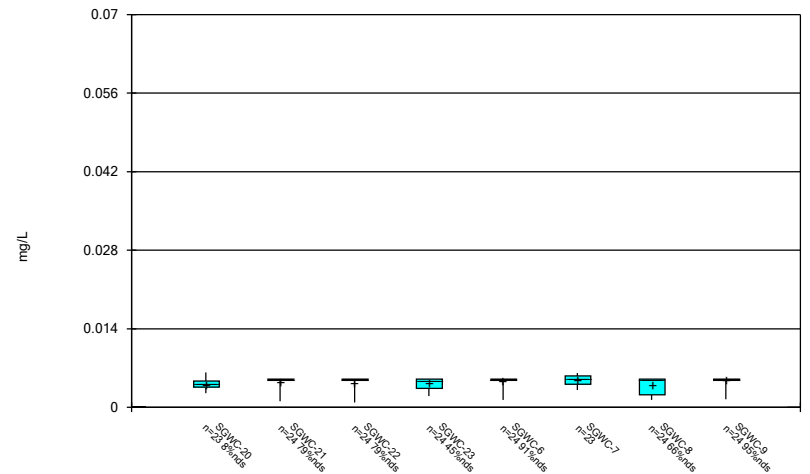
Constituent: Lithium Analysis Run 9/20/2023 2:39 PM View: Time Series & Box Plot
 Plant Scherer Client: Southern Company Data: Scherer AP

Box & Whiskers Plot



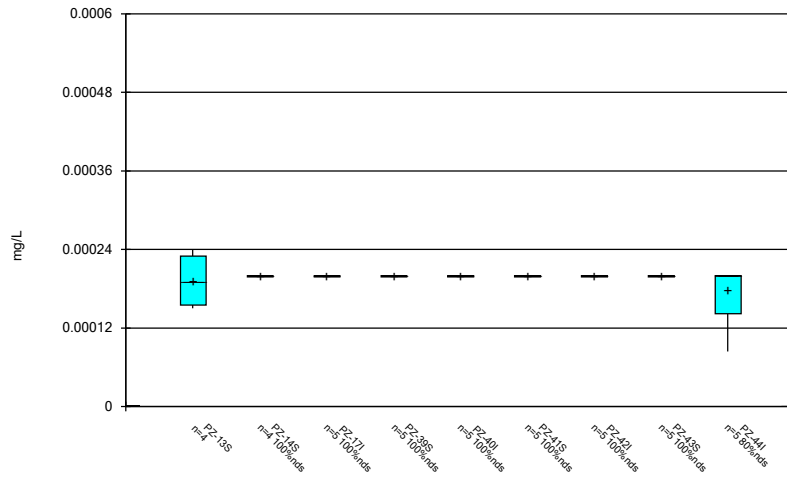
Constituent: Lithium Analysis Run 9/20/2023 2:39 PM View: Time Series & Box Plot
 Plant Scherer Client: Southern Company Data: Scherer AP

Box & Whiskers Plot



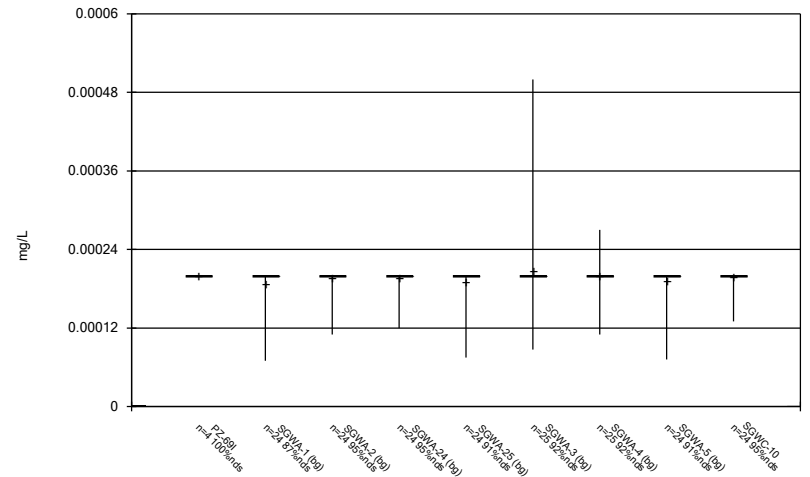
Constituent: Lithium Analysis Run 9/20/2023 2:39 PM View: Time Series & Box Plot
 Plant Scherer Client: Southern Company Data: Scherer AP

Box & Whiskers Plot



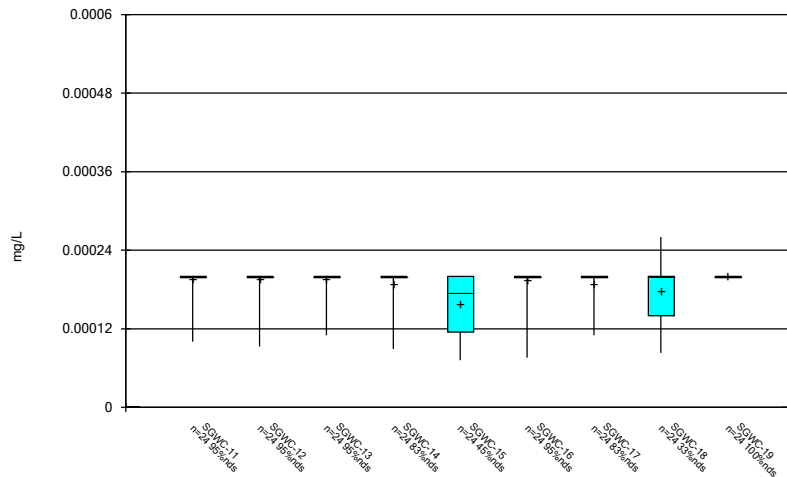
Constituent: Mercury Analysis Run 9/20/2023 2:39 PM View: Time Series & Box Plot
Plant Scherer Client: Southern Company Data: Scherer AP

Box & Whiskers Plot



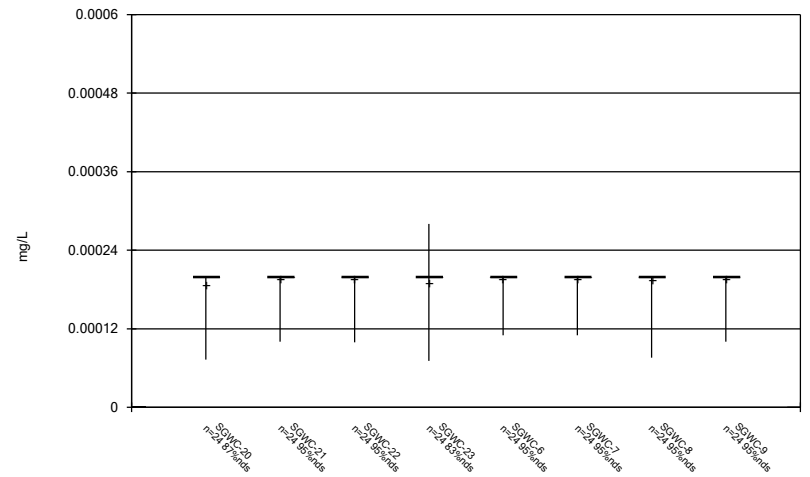
Constituent: Mercury Analysis Run 9/20/2023 2:39 PM View: Time Series & Box Plot
Plant Scherer Client: Southern Company Data: Scherer AP

Box & Whiskers Plot



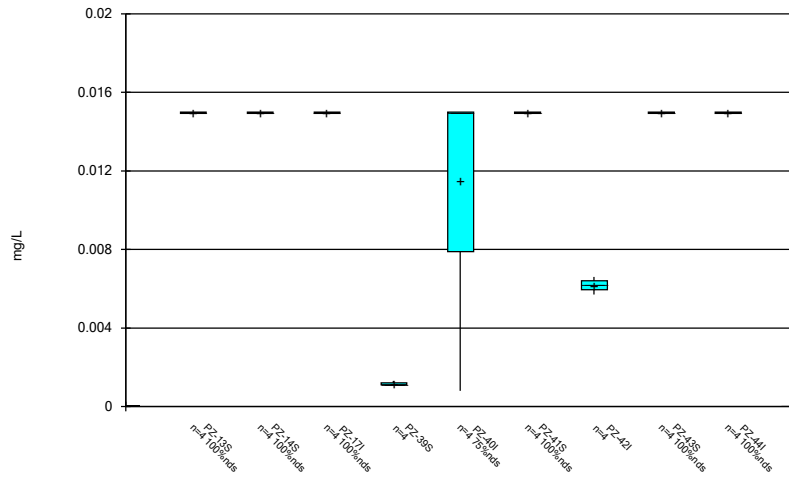
Constituent: Mercury Analysis Run 9/20/2023 2:39 PM View: Time Series & Box Plot
Plant Scherer Client: Southern Company Data: Scherer AP

Box & Whiskers Plot



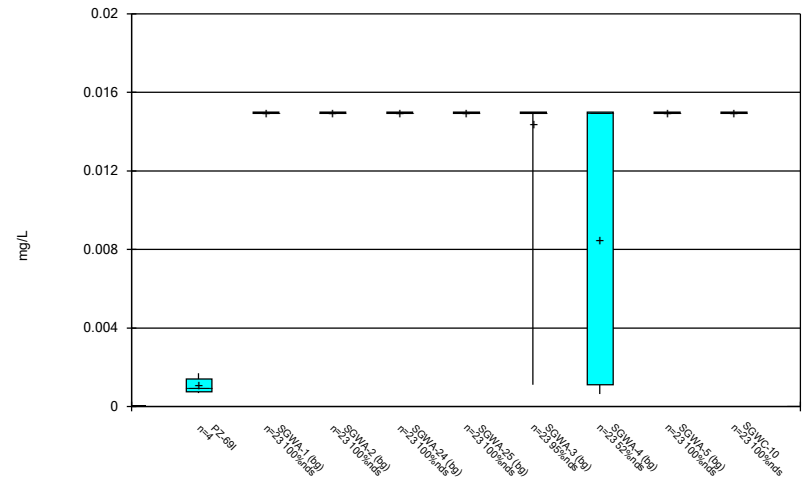
Constituent: Mercury Analysis Run 9/20/2023 2:39 PM View: Time Series & Box Plot
Plant Scherer Client: Southern Company Data: Scherer AP

Box & Whiskers Plot



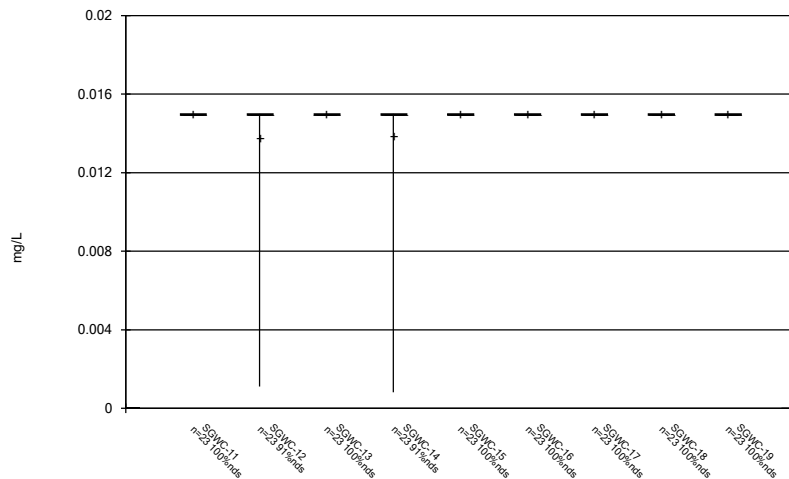
Constituent: Molybdenum Analysis Run 9/20/2023 2:39 PM View: Time Series & Box Plot
Plant Scherer Client: Southern Company Data: Scherer AP

Box & Whiskers Plot



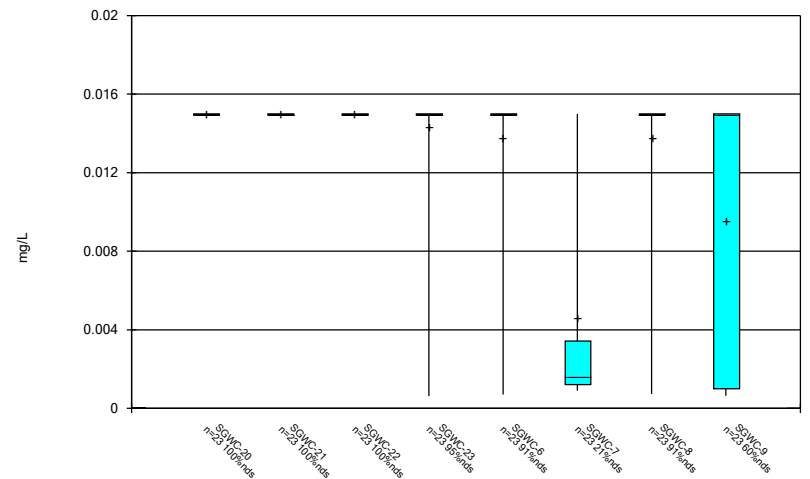
Constituent: Molybdenum Analysis Run 9/20/2023 2:39 PM View: Time Series & Box Plot
Plant Scherer Client: Southern Company Data: Scherer AP

Box & Whiskers Plot



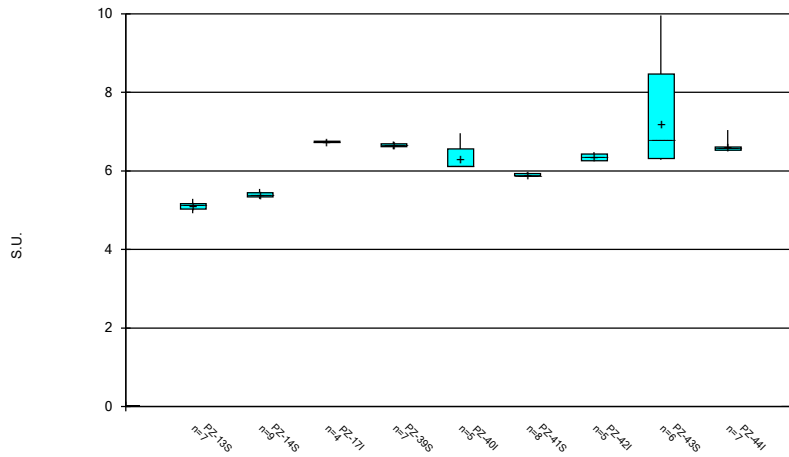
Constituent: Molybdenum Analysis Run 9/20/2023 2:39 PM View: Time Series & Box Plot
Plant Scherer Client: Southern Company Data: Scherer AP

Box & Whiskers Plot



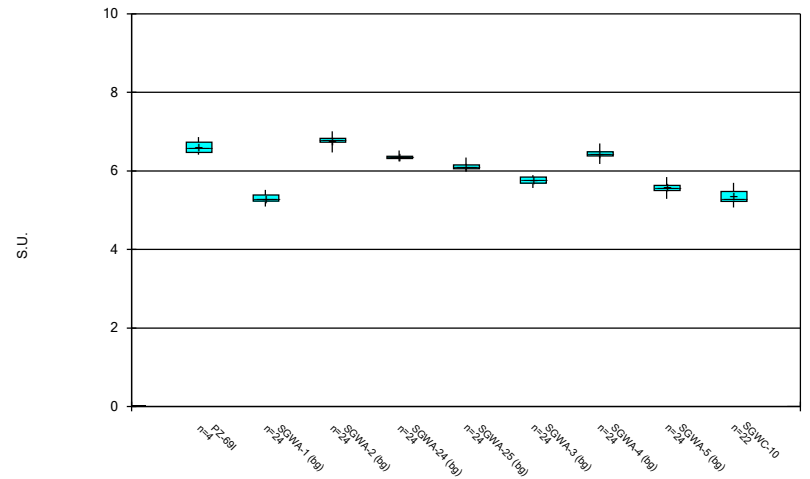
Constituent: Molybdenum Analysis Run 9/20/2023 2:39 PM View: Time Series & Box Plot
Plant Scherer Client: Southern Company Data: Scherer AP

Box & Whiskers Plot



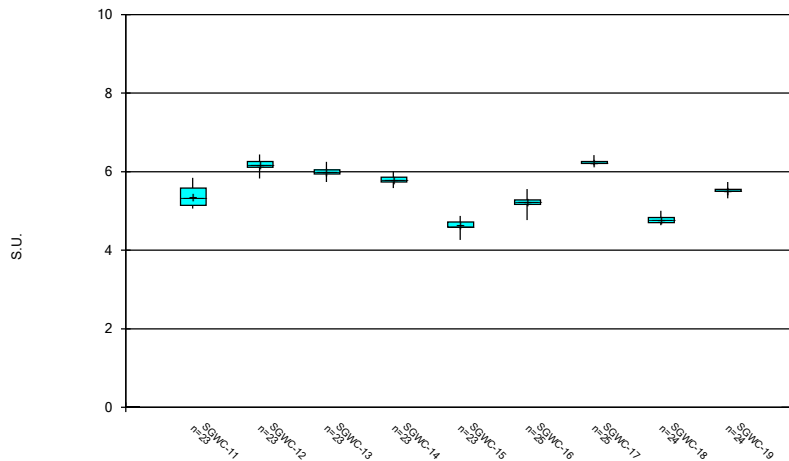
Constituent: pH Analysis Run 9/20/2023 2:39 PM View: Time Series & Box Plot
Plant Scherer Client: Southern Company Data: Scherer AP

Box & Whiskers Plot



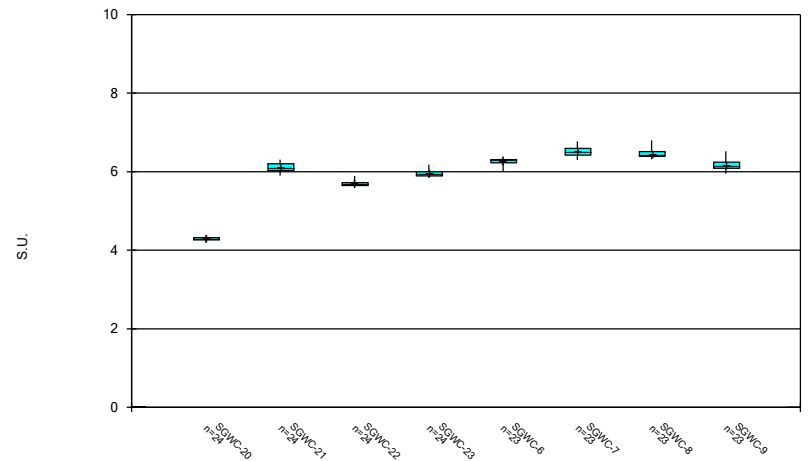
Constituent: pH Analysis Run 9/20/2023 2:39 PM View: Time Series & Box Plot
Plant Scherer Client: Southern Company Data: Scherer AP

Box & Whiskers Plot



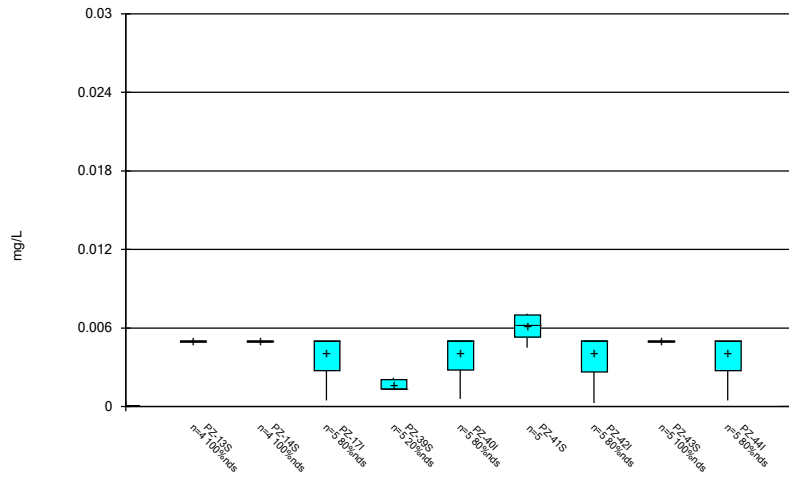
Constituent: pH Analysis Run 9/20/2023 2:39 PM View: Time Series & Box Plot
Plant Scherer Client: Southern Company Data: Scherer AP

Box & Whiskers Plot



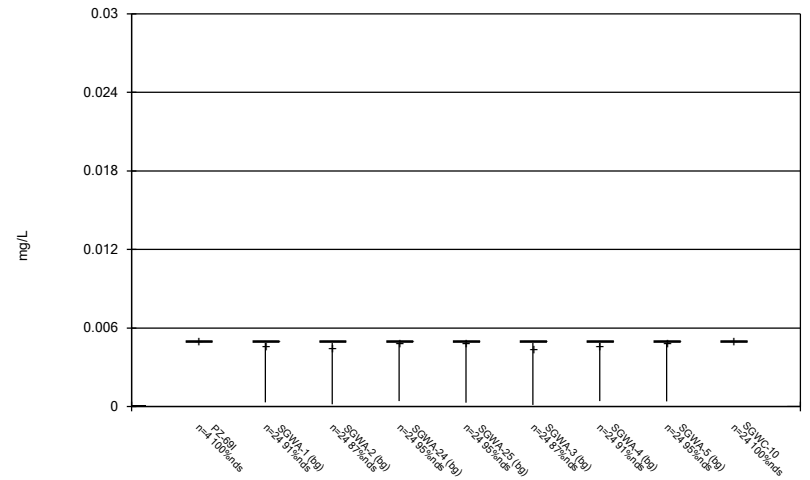
Constituent: pH Analysis Run 9/20/2023 2:39 PM View: Time Series & Box Plot
Plant Scherer Client: Southern Company Data: Scherer AP

Box & Whiskers Plot



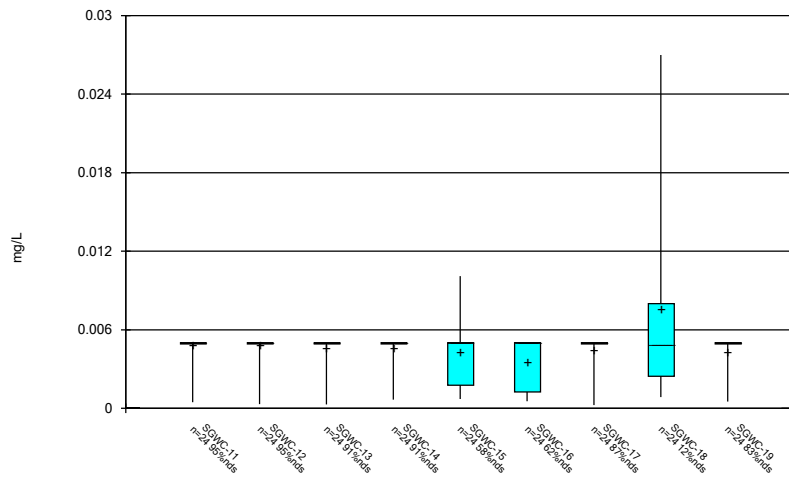
Constituent: Selenium Analysis Run 9/20/2023 2:39 PM View: Time Series & Box Plot
 Plant Scherer Client: Southern Company Data: Scherer AP

Box & Whiskers Plot



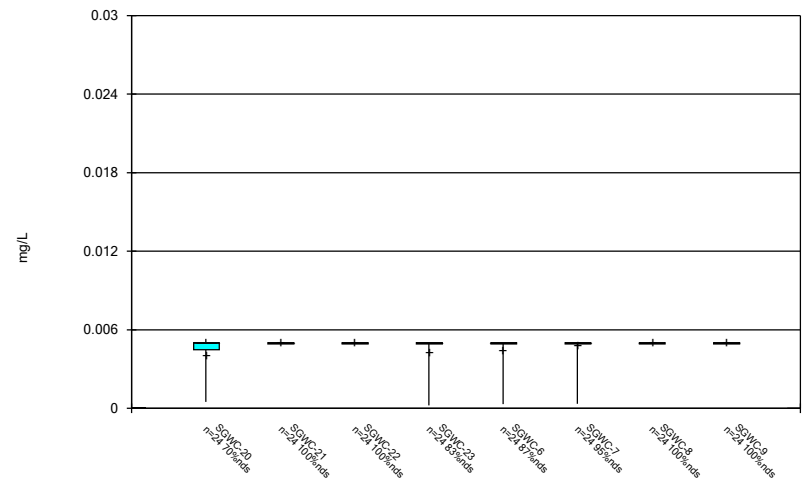
Constituent: Selenium Analysis Run 9/20/2023 2:39 PM View: Time Series & Box Plot
 Plant Scherer Client: Southern Company Data: Scherer AP

Box & Whiskers Plot



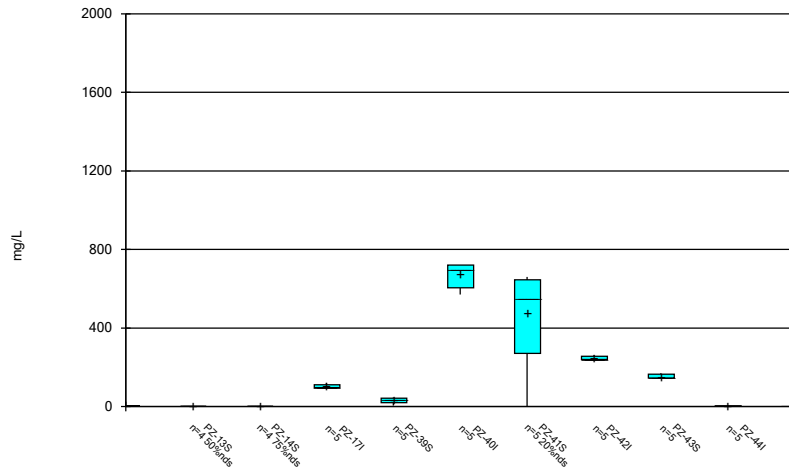
Constituent: Selenium Analysis Run 9/20/2023 2:39 PM View: Time Series & Box Plot
 Plant Scherer Client: Southern Company Data: Scherer AP

Box & Whiskers Plot



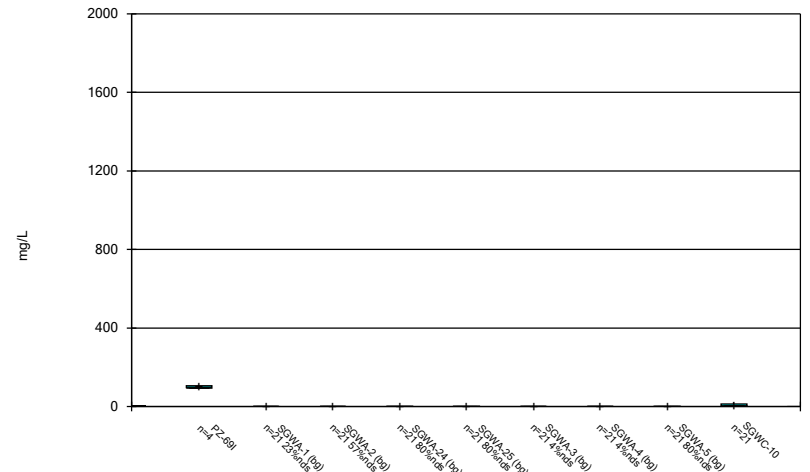
Constituent: Selenium Analysis Run 9/20/2023 2:39 PM View: Time Series & Box Plot
 Plant Scherer Client: Southern Company Data: Scherer AP

Box & Whiskers Plot



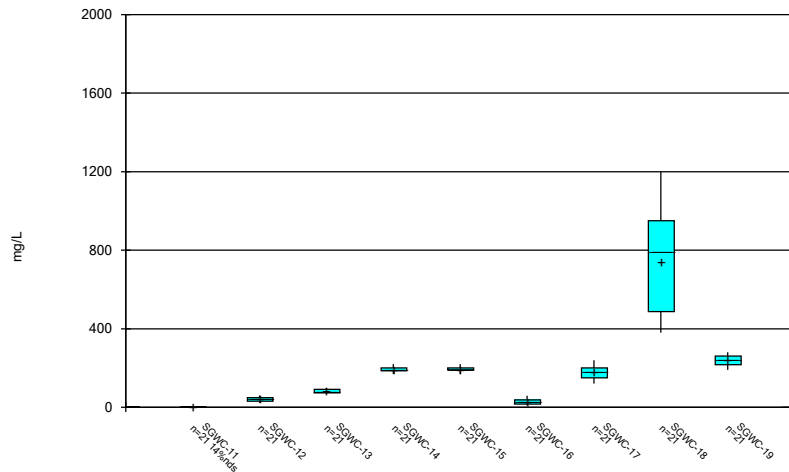
Constituent: Sulfate, total Analysis Run 9/20/2023 2:39 PM View: Time Series & Box Plot
Plant Scherer Client: Southern Company Data: Scherer AP

Box & Whiskers Plot



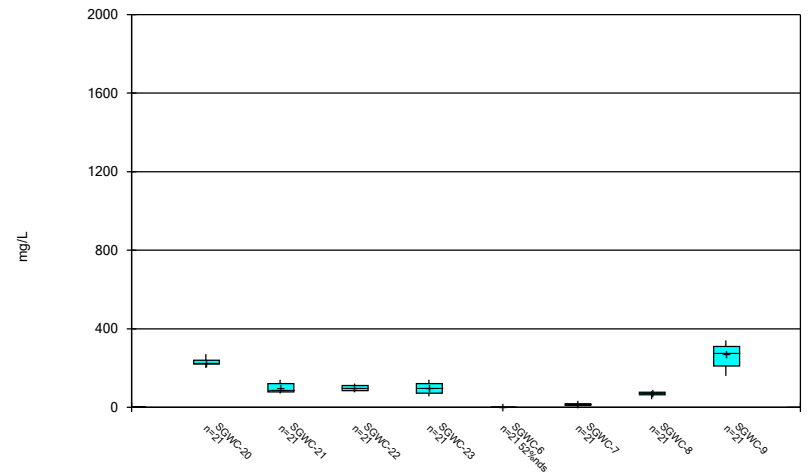
Constituent: Sulfate, total Analysis Run 9/20/2023 2:39 PM View: Time Series & Box Plot
Plant Scherer Client: Southern Company Data: Scherer AP

Box & Whiskers Plot



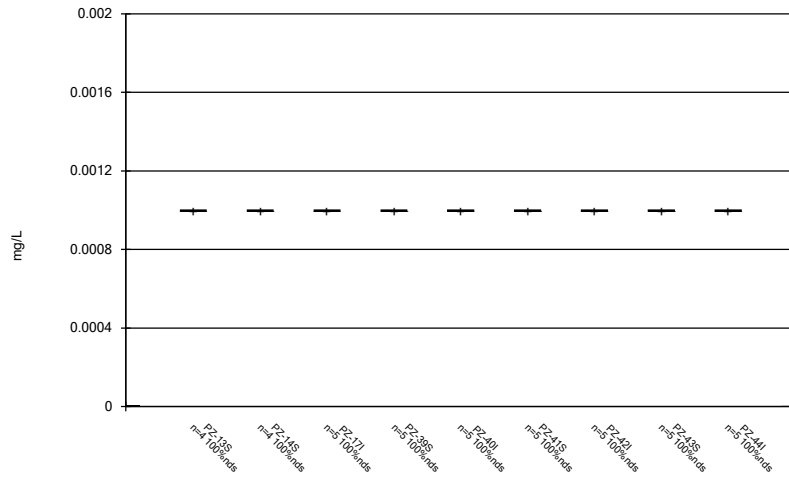
Constituent: Sulfate, total Analysis Run 9/20/2023 2:39 PM View: Time Series & Box Plot
Plant Scherer Client: Southern Company Data: Scherer AP

Box & Whiskers Plot



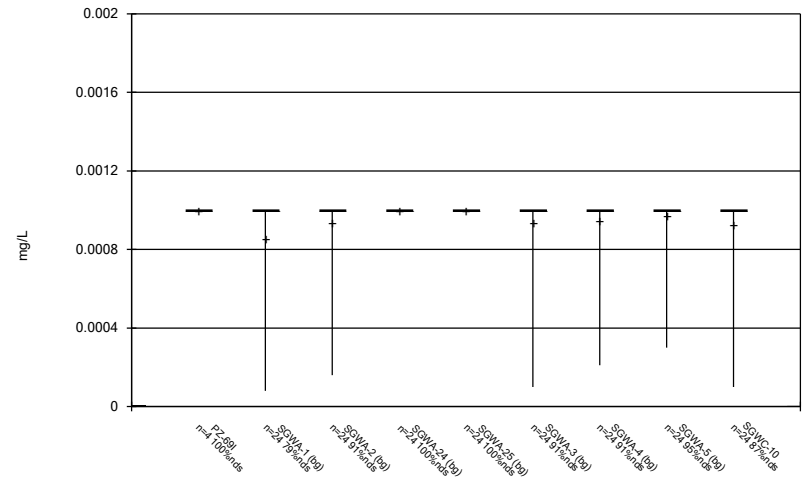
Constituent: Sulfate, total Analysis Run 9/20/2023 2:39 PM View: Time Series & Box Plot
Plant Scherer Client: Southern Company Data: Scherer AP

Box & Whiskers Plot



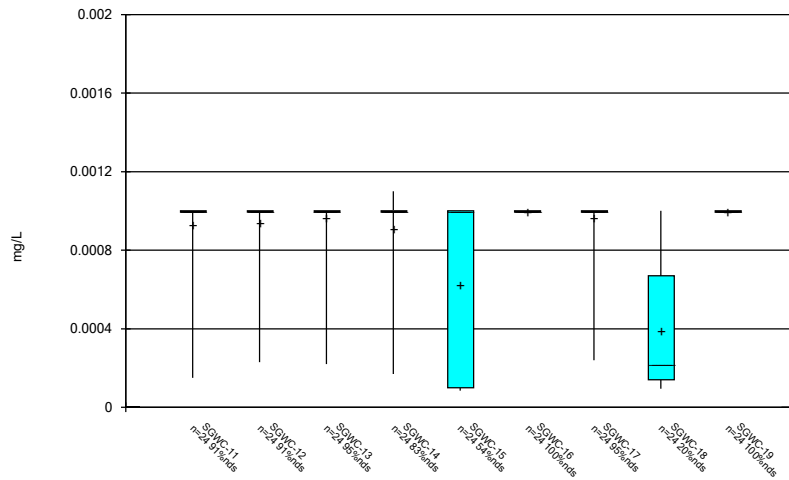
Constituent: Thallium Analysis Run 9/20/2023 2:39 PM View: Time Series & Box Plot
 Plant Scherer Client: Southern Company Data: Scherer AP

Box & Whiskers Plot



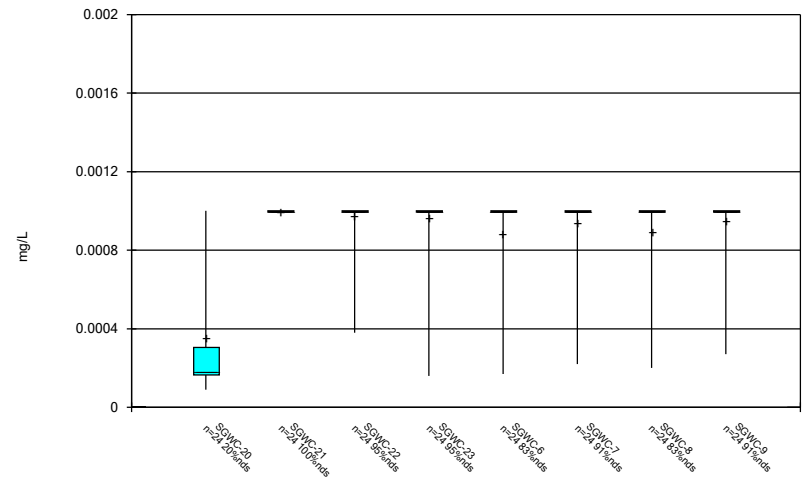
Constituent: Thallium Analysis Run 9/20/2023 2:39 PM View: Time Series & Box Plot
 Plant Scherer Client: Southern Company Data: Scherer AP

Box & Whiskers Plot



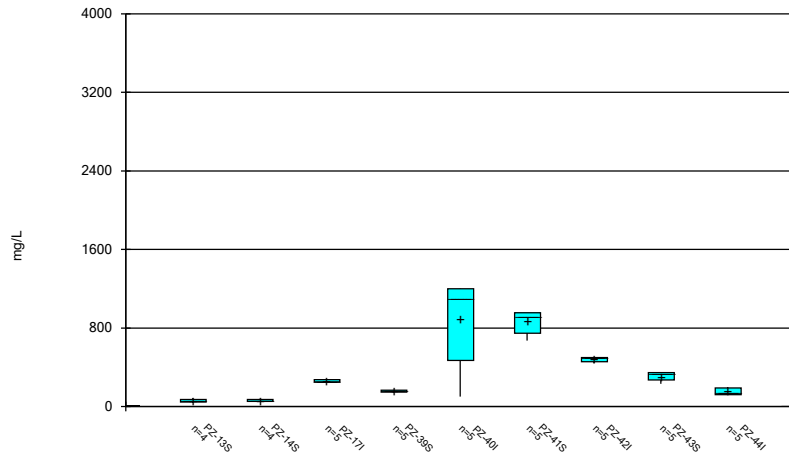
Constituent: Thallium Analysis Run 9/20/2023 2:39 PM View: Time Series & Box Plot
 Plant Scherer Client: Southern Company Data: Scherer AP

Box & Whiskers Plot



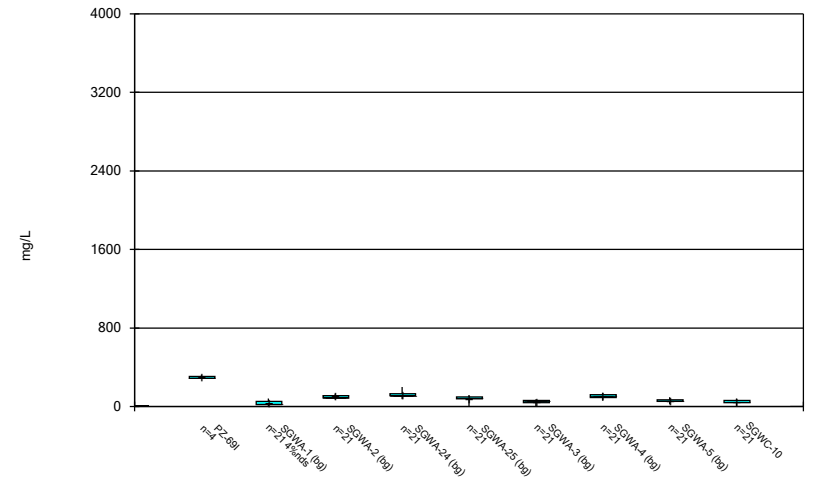
Constituent: Thallium Analysis Run 9/20/2023 2:39 PM View: Time Series & Box Plot
 Plant Scherer Client: Southern Company Data: Scherer AP

Box & Whiskers Plot



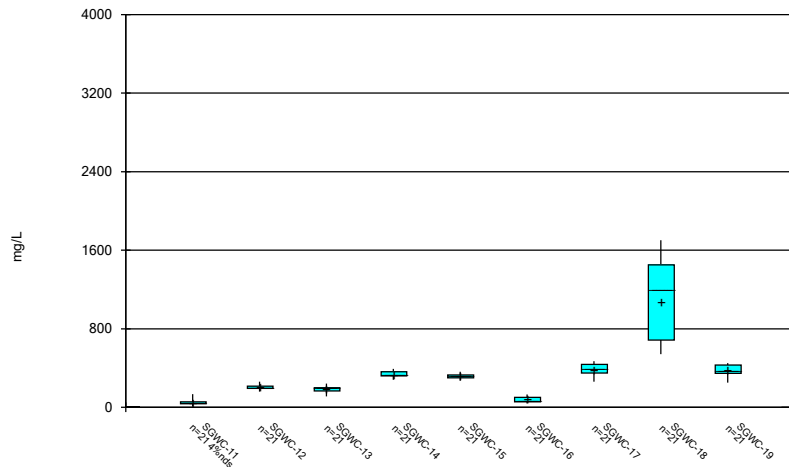
Constituent: Total Dissolved Solids [TDS] Analysis Run 9/20/2023 2:39 PM View: Time Series & Box Plot
 Plant Scherer Client: Southern Company Data: Scherer AP

Box & Whiskers Plot



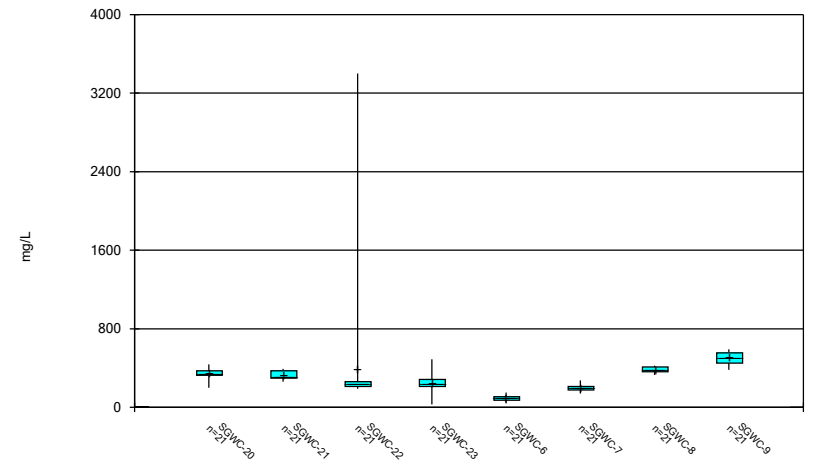
Constituent: Total Dissolved Solids [TDS] Analysis Run 9/20/2023 2:39 PM View: Time Series & Box Plot
 Plant Scherer Client: Southern Company Data: Scherer AP

Box & Whiskers Plot



Constituent: Total Dissolved Solids [TDS] Analysis Run 9/20/2023 2:39 PM View: Time Series & Box Plot
 Plant Scherer Client: Southern Company Data: Scherer AP

Box & Whiskers Plot



Constituent: Total Dissolved Solids [TDS] Analysis Run 9/20/2023 2:39 PM View: Time Series & Box Plot
 Plant Scherer Client: Southern Company Data: Scherer AP

FIGURE C.

Outlier Summary

Plant Scherer Client: Southern Company Data: Scherer AP Printed 9/28/2023, 2:02 PM

	SGWC-8 Chromium (mg/L)	SGWA-4 Fluoride, total (mg/L)	SGWC-20 Lithium (mg/L)	SGWC-7 Lithium (mg/L)
5/11/2016				<0.05 (O)
5/12/2016			<0.05 (O)	
8/18/2022	0.055 (o)			
2/22/2023		0.6 (o)		

FIGURE D.

Appendix III Interwell Prediction Limit - Significant Results

Plant Scherer Client: Southern Company Data: Scherer AP Printed 9/20/2023, 3:31 PM

Constituent	Well	Upper Lim	Lower Lim	Date	Observ.	Sig.	Bg	NBg	Mean	Std. Dev.	%NDs	ND Adj.	Transform	Alpha	Method
Boron, total (mg/L)	SGWC-10	0.18	n/a	8/7/2023	0.19	Yes	147	n/a	n/a	89.8	n/a	n/a	n/a	0.00009105	NP Inter (NDs) 1 of 2
Boron, total (mg/L)	SGWC-11	0.18	n/a	8/2/2023	0.57	Yes	147	n/a	n/a	89.8	n/a	n/a	n/a	0.00009105	NP Inter (NDs) 1 of 2
Boron, total (mg/L)	SGWC-13	0.18	n/a	8/2/2023	0.64	Yes	147	n/a	n/a	89.8	n/a	n/a	n/a	0.00009105	NP Inter (NDs) 1 of 2
Boron, total (mg/L)	SGWC-14	0.18	n/a	8/8/2023	1.6	Yes	147	n/a	n/a	89.8	n/a	n/a	n/a	0.00009105	NP Inter (NDs) 1 of 2
Boron, total (mg/L)	SGWC-15	0.18	n/a	8/7/2023	1.4	Yes	147	n/a	n/a	89.8	n/a	n/a	n/a	0.00009105	NP Inter (NDs) 1 of 2
Boron, total (mg/L)	SGWC-16	0.18	n/a	8/8/2023	0.73	Yes	147	n/a	n/a	89.8	n/a	n/a	n/a	0.00009105	NP Inter (NDs) 1 of 2
Boron, total (mg/L)	SGWC-17	0.18	n/a	8/7/2023	0.3	Yes	147	n/a	n/a	89.8	n/a	n/a	n/a	0.00009105	NP Inter (NDs) 1 of 2
Boron, total (mg/L)	SGWC-18	0.18	n/a	8/7/2023	6.6	Yes	147	n/a	n/a	89.8	n/a	n/a	n/a	0.00009105	NP Inter (NDs) 1 of 2
Boron, total (mg/L)	SGWC-19	0.18	n/a	8/7/2023	1.9	Yes	147	n/a	n/a	89.8	n/a	n/a	n/a	0.00009105	NP Inter (NDs) 1 of 2
Boron, total (mg/L)	SGWC-20	0.18	n/a	8/7/2023	1.8	Yes	147	n/a	n/a	89.8	n/a	n/a	n/a	0.00009105	NP Inter (NDs) 1 of 2
Boron, total (mg/L)	SGWC-21	0.18	n/a	8/8/2023	1.2	Yes	147	n/a	n/a	89.8	n/a	n/a	n/a	0.00009105	NP Inter (NDs) 1 of 2
Boron, total (mg/L)	SGWC-22	0.18	n/a	8/7/2023	0.52	Yes	147	n/a	n/a	89.8	n/a	n/a	n/a	0.00009105	NP Inter (NDs) 1 of 2
Boron, total (mg/L)	SGWC-23	0.18	n/a	8/8/2023	0.41	Yes	147	n/a	n/a	89.8	n/a	n/a	n/a	0.00009105	NP Inter (NDs) 1 of 2
Boron, total (mg/L)	SGWC-9	0.18	n/a	8/7/2023	1.6	Yes	147	n/a	n/a	89.8	n/a	n/a	n/a	0.00009105	NP Inter (NDs) 1 of 2
Calcium, total (mg/L)	SGWC-12	21	n/a	8/7/2023	22	Yes	147	n/a	n/a	0	n/a	n/a	n/a	0.00009105	NP Inter (normality) 1 of 2
Calcium, total (mg/L)	SGWC-13	21	n/a	8/2/2023	22	Yes	147	n/a	n/a	0	n/a	n/a	n/a	0.00009105	NP Inter (normality) 1 of 2
Calcium, total (mg/L)	SGWC-14	21	n/a	8/8/2023	39	Yes	147	n/a	n/a	0	n/a	n/a	n/a	0.00009105	NP Inter (normality) 1 of 2
Calcium, total (mg/L)	SGWC-17	21	n/a	8/7/2023	62	Yes	147	n/a	n/a	0	n/a	n/a	n/a	0.00009105	NP Inter (normality) 1 of 2
Calcium, total (mg/L)	SGWC-18	21	n/a	8/7/2023	39	Yes	147	n/a	n/a	0	n/a	n/a	n/a	0.00009105	NP Inter (normality) 1 of 2
Calcium, total (mg/L)	SGWC-19	21	n/a	8/7/2023	41	Yes	147	n/a	n/a	0	n/a	n/a	n/a	0.00009105	NP Inter (normality) 1 of 2
Calcium, total (mg/L)	SGWC-21	21	n/a	8/8/2023	39	Yes	147	n/a	n/a	0	n/a	n/a	n/a	0.00009105	NP Inter (normality) 1 of 2
Calcium, total (mg/L)	SGWC-22	21	n/a	8/7/2023	30	Yes	147	n/a	n/a	0	n/a	n/a	n/a	0.00009105	NP Inter (normality) 1 of 2
Calcium, total (mg/L)	SGWC-8	21	n/a	8/8/2023	43	Yes	147	n/a	n/a	0	n/a	n/a	n/a	0.00009105	NP Inter (normality) 1 of 2
Calcium, total (mg/L)	SGWC-9	21	n/a	8/7/2023	40	Yes	147	n/a	n/a	0	n/a	n/a	n/a	0.00009105	NP Inter (normality) 1 of 2
Chloride, Total (mg/L)	SGWC-10	3.137	n/a	8/7/2023	9.1	Yes	147	0.6247	0.2496	0	None	ln(x)	0.000418	Param Inter 1 of 2	
Chloride, Total (mg/L)	SGWC-11	3.137	n/a	8/2/2023	10	Yes	147	0.6247	0.2496	0	None	ln(x)	0.000418	Param Inter 1 of 2	
Chloride, Total (mg/L)	SGWC-12	3.137	n/a	8/7/2023	9.5	Yes	147	0.6247	0.2496	0	None	ln(x)	0.000418	Param Inter 1 of 2	
Chloride, Total (mg/L)	SGWC-13	3.137	n/a	8/2/2023	13	Yes	147	0.6247	0.2496	0	None	ln(x)	0.000418	Param Inter 1 of 2	
Chloride, Total (mg/L)	SGWC-14	3.137	n/a	8/8/2023	14	Yes	147	0.6247	0.2496	0	None	ln(x)	0.000418	Param Inter 1 of 2	
Chloride, Total (mg/L)	SGWC-15	3.137	n/a	8/7/2023	12	Yes	147	0.6247	0.2496	0	None	ln(x)	0.000418	Param Inter 1 of 2	
Chloride, Total (mg/L)	SGWC-16	3.137	n/a	8/8/2023	9.9	Yes	147	0.6247	0.2496	0	None	ln(x)	0.000418	Param Inter 1 of 2	
Chloride, Total (mg/L)	SGWC-17	3.137	n/a	8/7/2023	7.8	Yes	147	0.6247	0.2496	0	None	ln(x)	0.000418	Param Inter 1 of 2	
Chloride, Total (mg/L)	SGWC-18	3.137	n/a	8/7/2023	10	Yes	147	0.6247	0.2496	0	None	ln(x)	0.000418	Param Inter 1 of 2	
Chloride, Total (mg/L)	SGWC-19	3.137	n/a	8/7/2023	9.9	Yes	147	0.6247	0.2496	0	None	ln(x)	0.000418	Param Inter 1 of 2	
Chloride, Total (mg/L)	SGWC-20	3.137	n/a	8/7/2023	9.3	Yes	147	0.6247	0.2496	0	None	ln(x)	0.000418	Param Inter 1 of 2	
Chloride, Total (mg/L)	SGWC-21	3.137	n/a	8/8/2023	7.7	Yes	147	0.6247	0.2496	0	None	ln(x)	0.000418	Param Inter 1 of 2	
Chloride, Total (mg/L)	SGWC-22	3.137	n/a	8/7/2023	11	Yes	147	0.6247	0.2496	0	None	ln(x)	0.000418	Param Inter 1 of 2	
Chloride, Total (mg/L)	SGWC-23	3.137	n/a	8/8/2023	12	Yes	147	0.6247	0.2496	0	None	ln(x)	0.000418	Param Inter 1 of 2	
Chloride, Total (mg/L)	SGWC-7	3.137	n/a	8/8/2023	3.4	Yes	147	0.6247	0.2496	0	None	ln(x)	0.000418	Param Inter 1 of 2	
Chloride, Total (mg/L)	SGWC-8	3.137	n/a	8/8/2023	24	Yes	147	0.6247	0.2496	0	None	ln(x)	0.000418	Param Inter 1 of 2	
Chloride, Total (mg/L)	SGWC-9	3.137	n/a	8/7/2023	15	Yes	147	0.6247	0.2496	0	None	ln(x)	0.000418	Param Inter 1 of 2	
Fluoride, total (mg/L)	SGWC-20	0.16	n/a	8/7/2023	0.18	Yes	174	n/a	n/a	54.6	n/a	n/a	n/a	0.00006514	NP Inter (NDs) 1 of 2
Fluoride, total (mg/L)	SGWC-7	0.16	n/a	8/8/2023	0.21	Yes	174	n/a	n/a	54.6	n/a	n/a	n/a	0.00006514	NP Inter (NDs) 1 of 2
Fluoride, total (mg/L)	SGWC-8	0.16	n/a	8/8/2023	0.78	Yes	174	n/a	n/a	54.6	n/a	n/a	n/a	0.00006514	NP Inter (NDs) 1 of 2
pH (S.U.)	SGWC-15	7.01	5.09	8/7/2023	4.55	Yes	168	n/a	n/a	0	n/a	n/a	n/a	0.0001398	NP Inter (normality) 1 of 2
pH (S.U.)	SGWC-18	7.01	5.09	8/7/2023	4.83	Yes	168	n/a	n/a	0	n/a	n/a	n/a	0.0001398	NP Inter (normality) 1 of 2
pH (S.U.)	SGWC-20	7.01	5.09	8/7/2023	4.29	Yes	168	n/a	n/a	0	n/a	n/a	n/a	0.0001398	NP Inter (normality) 1 of 2
Sulfate, total (mg/L)	SGWC-10	3.75	n/a	8/7/2023	7.1	Yes	147	n/a	n/a	47.62	n/a	n/a	n/a	0.00009105	NP Inter (normality) 1 of 2
Sulfate, total (mg/L)	SGWC-11	3.75	n/a	8/2/2023	4.8	Yes	147	n/a	n/a	47.62	n/a	n/a	n/a	0.00009105	NP Inter (normality) 1 of 2
Sulfate, total (mg/L)	SGWC-12	3.75	n/a	8/7/2023	54	Yes	147	n/a	n/a	47.62	n/a	n/a	n/a	0.00009105	NP Inter (normality) 1 of 2
Sulfate, total (mg/L)	SGWC-13	3.75	n/a	8/2/2023	100	Yes	147	n/a	n/a	47.62	n/a	n/a	n/a	0.00009105	NP Inter (normality) 1 of 2
Sulfate, total (mg/L)	SGWC-14	3.75	n/a	8/8/2023	210	Yes	147	n/a	n/a	47.62	n/a	n/a	n/a	0.00009105	NP Inter (normality) 1 of 2
Sulfate, total (mg/L)	SGWC-15	3.75	n/a	8/7/2023	190	Yes	147	n/a	n/a	47.62	n/a	n/a	n/a	0.00009105	NP Inter (normality) 1 of 2
Sulfate, total (mg/L)	SGWC-16	3.75	n/a	8/8/2023	59	Yes	147	n/a	n/a	47.62	n/a	n/a	n/a	0.00009105	NP Inter (normality) 1 of 2
Sulfate, total (mg/L)	SGWC-17	3.75	n/a	8/7/2023	240	Yes	147	n/a	n/a	47.62	n/a	n/a	n/a	0.00009105	NP Inter (normality) 1 of 2
Sulfate, total (mg/L)	SGWC-18	3.75	n/a	8/7/2023	760	Yes	147	n/a	n/a	47.62	n/a	n/a	n/a	0.00009105	NP Inter (normality) 1 of 2
Sulfate, total (mg/L)	SGWC-19	3.75	n/a	8/7/2023	260	Yes	147	n/a	n/a	47.62	n/a	n/a	n/a	0.00009105	NP Inter (normality) 1 of 2
Sulfate, total (mg/L)	SGWC-20	3.75	n/a	8/7/2023	240	Yes	147	n/a	n/a	47.62	n/a	n/a	n/a	0.00009105	NP Inter (normality) 1 of 2
Sulfate, total (mg/L)	SGWC-21	3.75	n/a	8/8/2023	110	Yes	147	n/a	n/a	47.62	n/a	n/a	n/a	0.00009105	NP Inter (normality) 1 of 2
Sulfate, total (mg/L)	SGWC-22	3.75	n/a	8/7/2023	110	Yes	147	n/a	n/a	47.62	n/a	n/a	n/a	0.00009105	NP Inter (normality) 1 of 2
Sulfate, total (mg/L)	SGWC-23	3.75	n/a	8/8/2023	55	Yes	147	n/a	n/a	47.62	n/a	n/a	n/a	0.00009105	NP Inter (normality) 1 of 2
Sulfate, total (mg/L)	SGWC-7	3.75	n/a	8/8/2023	4.5	Yes	147	n/a	n/a	47.62	n/a	n/a	n/a	0.00009105	NP Inter (normality) 1 of 2
Sulfate, total (mg/L)	SGWC-8	3.75	n/a	8/8/2023	41	Yes	147	n/a	n/a	47.62	n/a	n/a	n/a	0.00009105	NP Inter (normality) 1 of 2
Sulfate, total (mg/L)	SGWC-9	3.75	n/a	8/7/2023	200	Yes	147	n/a	n/a	47.62	n/a	n/a	n/a	0.00009105	NP Inter (normality) 1 of 2
Total Dissolved Solids [TDS] (mg/L)	SGWC-12	200	n/a	8/7/2023	210	Yes	147	n/a	n/a	0.6803	n/a	n/a	n/a	0.00009105	NP Inter (normality) 1 of 2
Total Dissolved Solids [TDS] (mg/L)	SGWC-13	200	n/a	8/2/2023	220	Yes	147	n/a	n/a	0.6803	n/a	n/a	n/a	0.00009105	NP Inter (normality) 1 of 2
Total Dissolved Solids [TDS] (mg/L)	SGWC-14	200	n/a	8/8/2023	360	Yes	147	n/a	n/a	0.6803	n/a	n/a	n/a	0.00009105	NP Inter (normality) 1 of 2
Total Dissolved Solids [TDS] (mg/L)	SGWC-15	200	n/a	8/7/2023	360	Yes	147	n/a	n/a	0.6803	n/a	n/a	n/a	0.00009105	NP Inter (normality) 1 of 2

Appendix III Interwell Prediction Limit - Significant Results

Plant Scherer Client: Southern Company Data: Scherer AP Printed 9/20/2023, 3:31 PM

Constituent	Well	Upper Lim	Lower Lim	Date	Obsrv.	Sig.	Bg	NBg	Mean	Std. Dev.	%NDs	ND Adj.	Transform	Alpha	Method
Total Dissolved Solids [TDS] (mg/L)	SGWC-17	200	n/a	8/7/2023	470	Yes	147	n/a	n/a	0.6803	n/a	n/a	n/a	0.00009105	NP Inter (normality) 1 of 2
Total Dissolved Solids [TDS] (mg/L)	SGWC-18	200	n/a	8/7/2023	1200	Yes	147	n/a	n/a	0.6803	n/a	n/a	n/a	0.00009105	NP Inter (normality) 1 of 2
Total Dissolved Solids [TDS] (mg/L)	SGWC-19	200	n/a	8/7/2023	420	Yes	147	n/a	n/a	0.6803	n/a	n/a	n/a	0.00009105	NP Inter (normality) 1 of 2
Total Dissolved Solids [TDS] (mg/L)	SGWC-20	200	n/a	8/7/2023	350	Yes	147	n/a	n/a	0.6803	n/a	n/a	n/a	0.00009105	NP Inter (normality) 1 of 2
Total Dissolved Solids [TDS] (mg/L)	SGWC-21	200	n/a	8/8/2023	360	Yes	147	n/a	n/a	0.6803	n/a	n/a	n/a	0.00009105	NP Inter (normality) 1 of 2
Total Dissolved Solids [TDS] (mg/L)	SGWC-22	200	n/a	8/7/2023	300	Yes	147	n/a	n/a	0.6803	n/a	n/a	n/a	0.00009105	NP Inter (normality) 1 of 2
Total Dissolved Solids [TDS] (mg/L)	SGWC-23	200	n/a	8/8/2023	210	Yes	147	n/a	n/a	0.6803	n/a	n/a	n/a	0.00009105	NP Inter (normality) 1 of 2
Total Dissolved Solids [TDS] (mg/L)	SGWC-8	200	n/a	8/8/2023	360	Yes	147	n/a	n/a	0.6803	n/a	n/a	n/a	0.00009105	NP Inter (normality) 1 of 2
Total Dissolved Solids [TDS] (mg/L)	SGWC-9	200	n/a	8/7/2023	430	Yes	147	n/a	n/a	0.6803	n/a	n/a	n/a	0.00009105	NP Inter (normality) 1 of 2

Appendix III Interwell Prediction Limit - All Results

Plant Scherer Client: Southern Company Data: Scherer AP Printed 9/20/2023, 3:31 PM

Constituent	Well	Upper Lim	Lower Lim	Date	Observ.	Sig.	Bg	NBg	Mean	Std. Dev.	%NDs	ND Adj.	Transform	Alpha	Method
Boron, total (mg/L)	SGWC-10	0.18	n/a	8/7/2023	0.19	Yes	147	n/a	n/a	89.8	n/a	n/a	n/a	0.00009105	NP Inter (NDs) 1 of 2
Boron, total (mg/L)	SGWC-11	0.18	n/a	8/2/2023	0.57	Yes	147	n/a	n/a	89.8	n/a	n/a	n/a	0.00009105	NP Inter (NDs) 1 of 2
Boron, total (mg/L)	SGWC-12	0.18	n/a	8/7/2023	0.024J	No	147	n/a	n/a	89.8	n/a	n/a	n/a	0.00009105	NP Inter (NDs) 1 of 2
Boron, total (mg/L)	SGWC-13	0.18	n/a	8/2/2023	0.64	Yes	147	n/a	n/a	89.8	n/a	n/a	n/a	0.00009105	NP Inter (NDs) 1 of 2
Boron, total (mg/L)	SGWC-14	0.18	n/a	8/8/2023	1.6	Yes	147	n/a	n/a	89.8	n/a	n/a	n/a	0.00009105	NP Inter (NDs) 1 of 2
Boron, total (mg/L)	SGWC-15	0.18	n/a	8/7/2023	1.4	Yes	147	n/a	n/a	89.8	n/a	n/a	n/a	0.00009105	NP Inter (NDs) 1 of 2
Boron, total (mg/L)	SGWC-16	0.18	n/a	8/8/2023	0.73	Yes	147	n/a	n/a	89.8	n/a	n/a	n/a	0.00009105	NP Inter (NDs) 1 of 2
Boron, total (mg/L)	SGWC-17	0.18	n/a	8/7/2023	0.3	Yes	147	n/a	n/a	89.8	n/a	n/a	n/a	0.00009105	NP Inter (NDs) 1 of 2
Boron, total (mg/L)	SGWC-18	0.18	n/a	8/7/2023	6.6	Yes	147	n/a	n/a	89.8	n/a	n/a	n/a	0.00009105	NP Inter (NDs) 1 of 2
Boron, total (mg/L)	SGWC-19	0.18	n/a	8/7/2023	1.9	Yes	147	n/a	n/a	89.8	n/a	n/a	n/a	0.00009105	NP Inter (NDs) 1 of 2
Boron, total (mg/L)	SGWC-20	0.18	n/a	8/7/2023	1.8	Yes	147	n/a	n/a	89.8	n/a	n/a	n/a	0.00009105	NP Inter (NDs) 1 of 2
Boron, total (mg/L)	SGWC-21	0.18	n/a	8/8/2023	1.2	Yes	147	n/a	n/a	89.8	n/a	n/a	n/a	0.00009105	NP Inter (NDs) 1 of 2
Boron, total (mg/L)	SGWC-22	0.18	n/a	8/7/2023	0.52	Yes	147	n/a	n/a	89.8	n/a	n/a	n/a	0.00009105	NP Inter (NDs) 1 of 2
Boron, total (mg/L)	SGWC-23	0.18	n/a	8/8/2023	0.41	Yes	147	n/a	n/a	89.8	n/a	n/a	n/a	0.00009105	NP Inter (NDs) 1 of 2
Boron, total (mg/L)	SGWC-6	0.18	n/a	8/1/2023	0.037J	No	147	n/a	n/a	89.8	n/a	n/a	n/a	0.00009105	NP Inter (NDs) 1 of 2
Boron, total (mg/L)	SGWC-7	0.18	n/a	8/8/2023	0.08ND	No	147	n/a	n/a	89.8	n/a	n/a	n/a	0.00009105	NP Inter (NDs) 1 of 2
Boron, total (mg/L)	SGWC-8	0.18	n/a	8/8/2023	0.046J	No	147	n/a	n/a	89.8	n/a	n/a	n/a	0.00009105	NP Inter (NDs) 1 of 2
Boron, total (mg/L)	SGWC-9	0.18	n/a	8/7/2023	1.6	Yes	147	n/a	n/a	89.8	n/a	n/a	n/a	0.00009105	NP Inter (NDs) 1 of 2
Calcium, total (mg/L)	SGWC-10	21	n/a	8/7/2023	1	No	147	n/a	n/a	0	n/a	n/a	n/a	0.00009105	NP Inter (normality) 1 of 2
Calcium, total (mg/L)	SGWC-11	21	n/a	8/2/2023	1.8	No	147	n/a	n/a	0	n/a	n/a	n/a	0.00009105	NP Inter (normality) 1 of 2
Calcium, total (mg/L)	SGWC-12	21	n/a	8/7/2023	22	Yes	147	n/a	n/a	0	n/a	n/a	n/a	0.00009105	NP Inter (normality) 1 of 2
Calcium, total (mg/L)	SGWC-13	21	n/a	8/2/2023	22	Yes	147	n/a	n/a	0	n/a	n/a	n/a	0.00009105	NP Inter (normality) 1 of 2
Calcium, total (mg/L)	SGWC-14	21	n/a	8/8/2023	39	Yes	147	n/a	n/a	0	n/a	n/a	n/a	0.00009105	NP Inter (normality) 1 of 2
Calcium, total (mg/L)	SGWC-15	21	n/a	8/7/2023	17	No	147	n/a	n/a	0	n/a	n/a	n/a	0.00009105	NP Inter (normality) 1 of 2
Calcium, total (mg/L)	SGWC-16	21	n/a	8/8/2023	1.5	No	147	n/a	n/a	0	n/a	n/a	n/a	0.00009105	NP Inter (normality) 1 of 2
Calcium, total (mg/L)	SGWC-17	21	n/a	8/7/2023	62	Yes	147	n/a	n/a	0	n/a	n/a	n/a	0.00009105	NP Inter (normality) 1 of 2
Calcium, total (mg/L)	SGWC-18	21	n/a	8/7/2023	39	Yes	147	n/a	n/a	0	n/a	n/a	n/a	0.00009105	NP Inter (normality) 1 of 2
Calcium, total (mg/L)	SGWC-19	21	n/a	8/7/2023	41	Yes	147	n/a	n/a	0	n/a	n/a	n/a	0.00009105	NP Inter (normality) 1 of 2
Calcium, total (mg/L)	SGWC-20	21	n/a	8/7/2023	16	No	147	n/a	n/a	0	n/a	n/a	n/a	0.00009105	NP Inter (normality) 1 of 2
Calcium, total (mg/L)	SGWC-21	21	n/a	8/8/2023	39	Yes	147	n/a	n/a	0	n/a	n/a	n/a	0.00009105	NP Inter (normality) 1 of 2
Calcium, total (mg/L)	SGWC-22	21	n/a	8/7/2023	30	Yes	147	n/a	n/a	0	n/a	n/a	n/a	0.00009105	NP Inter (normality) 1 of 2
Calcium, total (mg/L)	SGWC-23	21	n/a	8/8/2023	20	No	147	n/a	n/a	0	n/a	n/a	n/a	0.00009105	NP Inter (normality) 1 of 2
Calcium, total (mg/L)	SGWC-6	21	n/a	8/1/2023	11	No	147	n/a	n/a	0	n/a	n/a	n/a	0.00009105	NP Inter (normality) 1 of 2
Calcium, total (mg/L)	SGWC-7	21	n/a	8/8/2023	16	No	147	n/a	n/a	0	n/a	n/a	n/a	0.00009105	NP Inter (normality) 1 of 2
Calcium, total (mg/L)	SGWC-8	21	n/a	8/8/2023	43	Yes	147	n/a	n/a	0	n/a	n/a	n/a	0.00009105	NP Inter (normality) 1 of 2
Calcium, total (mg/L)	SGWC-9	21	n/a	8/7/2023	40	Yes	147	n/a	n/a	0	n/a	n/a	n/a	0.00009105	NP Inter (normality) 1 of 2
Chloride, Total (mg/L)	SGWC-10	3.137	n/a	8/7/2023	9.1	Yes	147	0.6247	0.2496	0	None	ln(x)	0.000418	Param Inter 1 of 2	
Chloride, Total (mg/L)	SGWC-11	3.137	n/a	8/2/2023	10	Yes	147	0.6247	0.2496	0	None	ln(x)	0.000418	Param Inter 1 of 2	
Chloride, Total (mg/L)	SGWC-12	3.137	n/a	8/7/2023	9.5	Yes	147	0.6247	0.2496	0	None	ln(x)	0.000418	Param Inter 1 of 2	
Chloride, Total (mg/L)	SGWC-13	3.137	n/a	8/2/2023	13	Yes	147	0.6247	0.2496	0	None	ln(x)	0.000418	Param Inter 1 of 2	
Chloride, Total (mg/L)	SGWC-14	3.137	n/a	8/8/2023	14	Yes	147	0.6247	0.2496	0	None	ln(x)	0.000418	Param Inter 1 of 2	
Chloride, Total (mg/L)	SGWC-15	3.137	n/a	8/7/2023	12	Yes	147	0.6247	0.2496	0	None	ln(x)	0.000418	Param Inter 1 of 2	
Chloride, Total (mg/L)	SGWC-16	3.137	n/a	8/8/2023	9.9	Yes	147	0.6247	0.2496	0	None	ln(x)	0.000418	Param Inter 1 of 2	
Chloride, Total (mg/L)	SGWC-17	3.137	n/a	8/7/2023	7.8	Yes	147	0.6247	0.2496	0	None	ln(x)	0.000418	Param Inter 1 of 2	
Chloride, Total (mg/L)	SGWC-18	3.137	n/a	8/7/2023	10	Yes	147	0.6247	0.2496	0	None	ln(x)	0.000418	Param Inter 1 of 2	
Chloride, Total (mg/L)	SGWC-19	3.137	n/a	8/7/2023	9.9	Yes	147	0.6247	0.2496	0	None	ln(x)	0.000418	Param Inter 1 of 2	
Chloride, Total (mg/L)	SGWC-20	3.137	n/a	8/7/2023	9.3	Yes	147	0.6247	0.2496	0	None	ln(x)	0.000418	Param Inter 1 of 2	
Chloride, Total (mg/L)	SGWC-21	3.137	n/a	8/8/2023	7.7	Yes	147	0.6247	0.2496	0	None	ln(x)	0.000418	Param Inter 1 of 2	
Chloride, Total (mg/L)	SGWC-22	3.137	n/a	8/7/2023	11	Yes	147	0.6247	0.2496	0	None	ln(x)	0.000418	Param Inter 1 of 2	
Chloride, Total (mg/L)	SGWC-23	3.137	n/a	8/8/2023	12	Yes	147	0.6247	0.2496	0	None	ln(x)	0.000418	Param Inter 1 of 2	
Chloride, Total (mg/L)	SGWC-6	3.137	n/a	8/1/2023	2.2	No	147	0.6247	0.2496	0	None	ln(x)	0.000418	Param Inter 1 of 2	
Chloride, Total (mg/L)	SGWC-7	3.137	n/a	8/8/2023	3.4	Yes	147	0.6247	0.2496	0	None	ln(x)	0.000418	Param Inter 1 of 2	
Chloride, Total (mg/L)	SGWC-8	3.137	n/a	8/8/2023	24	Yes	147	0.6247	0.2496	0	None	ln(x)	0.000418	Param Inter 1 of 2	
Chloride, Total (mg/L)	SGWC-9	3.137	n/a	8/7/2023	15	Yes	147	0.6247	0.2496	0	None	ln(x)	0.000418	Param Inter 1 of 2	
Fluoride, total (mg/L)	SGWC-10	0.16	n/a	8/7/2023	0.1ND	No	174	n/a	n/a	54.6	n/a	n/a	n/a	0.00006514	NP Inter (NDs) 1 of 2
Fluoride, total (mg/L)	SGWC-11	0.16	n/a	8/2/2023	0.1ND	No	174	n/a	n/a	54.6	n/a	n/a	n/a	0.00006514	NP Inter (NDs) 1 of 2
Fluoride, total (mg/L)	SGWC-12	0.16	n/a	8/7/2023	0.078J	No	174	n/a	n/a	54.6	n/a	n/a	n/a	0.00006514	NP Inter (NDs) 1 of 2
Fluoride, total (mg/L)	SGWC-13	0.16	n/a	8/2/2023	0.1ND	No	174	n/a	n/a	54.6	n/a	n/a	n/a	0.00006514	NP Inter (NDs) 1 of 2
Fluoride, total (mg/L)	SGWC-14	0.16	n/a	8/8/2023	0.1ND	No	174	n/a	n/a	54.6	n/a	n/a	n/a	0.00006514	NP Inter (NDs) 1 of 2
Fluoride, total (mg/L)	SGWC-15	0.16	n/a	8/7/2023	0.13	No	174	n/a	n/a	54.6	n/a	n/a	n/a	0.00006514	NP Inter (NDs) 1 of 2
Fluoride, total (mg/L)	SGWC-16	0.16	n/a	8/8/2023	0.1ND	No	174	n/a	n/a	54.6	n/a	n/a	n/a	0.00006514	NP Inter (NDs) 1 of 2
Fluoride, total (mg/L)	SGWC-17	0.16	n/a	8/7/2023	0.076J	No	174	n/a	n/a	54.6	n/a	n/a	n/a	0.00006514	NP Inter (NDs) 1 of 2
Fluoride, total (mg/L)	SGWC-18	0.16	n/a	8/7/2023	0.043J	No	174	n/a	n/a	54.6	n/a	n/a	n/a	0.00006514	NP Inter (NDs) 1 of 2
Fluoride, total (mg/L)	SGWC-19	0.16	n/a	8/7/2023	0.1ND	No	174	n/a	n/a	54.6	n/a	n/a	n/a	0.00006514	NP Inter (NDs) 1 of 2
Fluoride, total (mg/L)	SGWC-20	0.16	n/a	8/7/2023	0.18	Yes	174	n/a	n/a	54.6	n/a	n/a	n/a	0.00006514	NP Inter (NDs) 1 of 2
Fluoride, total (mg/L)	SGWC-21	0.16	n/a	8/8/2023	0.097J	No	174	n/a	n/a	54.6	n/a	n/a	n/a	0.00006514	NP Inter (NDs) 1 of 2
Fluoride, total (mg/L)	SGWC-22	0.16	n/a	8/7/2023	0.04J	No	174	n/a	n/a	54.6	n/a	n/a	n/a	0.00006514	NP Inter (NDs) 1 of 2
Fluoride, total (mg/L)	SGWC-23	0.16	n/a	8/8/2023	0.077J	No	174	n/a	n/a	54.6	n/a	n/a	n/a	0.00006514	NP Inter (NDs) 1 of 2

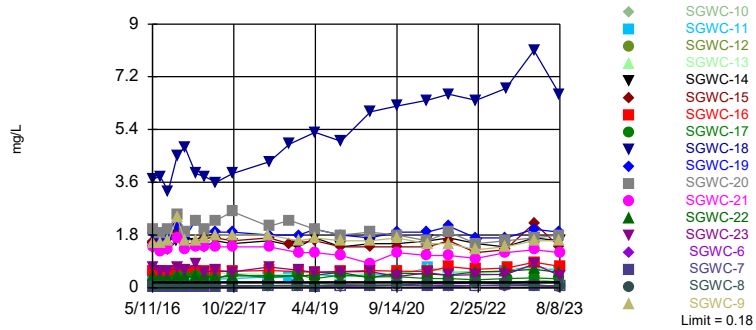
Appendix III Interwell Prediction Limit - All Results

Plant Scherer Client: Southern Company Data: Scherer AP Printed 9/20/2023, 3:31 PM

Constituent	Well	Upper Lim	Lower Lim	Date	Observ.	Sig.	Bg	NBg	Mean	Std. Dev.	%NDs	ND Adj.	Transform	Alpha	Method
Fluoride, total (mg/L)	SGWC-6	0.16	n/a	8/1/2023	0.13	No	174	n/a	n/a	54.6	n/a	n/a	n/a	0.00006514	NP Inter (NDs) 1 of 2
Fluoride, total (mg/L)	SGWC-7	0.16	n/a	8/8/2023	0.21	Yes	174	n/a	n/a	54.6	n/a	n/a	n/a	0.00006514	NP Inter (NDs) 1 of 2
Fluoride, total (mg/L)	SGWC-8	0.16	n/a	8/8/2023	0.78	Yes	174	n/a	n/a	54.6	n/a	n/a	n/a	0.00006514	NP Inter (NDs) 1 of 2
Fluoride, total (mg/L)	SGWC-9	0.16	n/a	8/7/2023	0.11	No	174	n/a	n/a	54.6	n/a	n/a	n/a	0.00006514	NP Inter (NDs) 1 of 2
pH (S.U.)	SGWC-10	7.01	5.09	8/7/2023	5.2	No	168	n/a	n/a	0	n/a	n/a	n/a	0.0001398	NP Inter (normality) 1 of 2
pH (S.U.)	SGWC-11	7.01	5.09	8/2/2023	5.09	No	168	n/a	n/a	0	n/a	n/a	n/a	0.0001398	NP Inter (normality) 1 of 2
pH (S.U.)	SGWC-12	7.01	5.09	8/7/2023	5.83	No	168	n/a	n/a	0	n/a	n/a	n/a	0.0001398	NP Inter (normality) 1 of 2
pH (S.U.)	SGWC-13	7.01	5.09	8/2/2023	5.92	No	168	n/a	n/a	0	n/a	n/a	n/a	0.0001398	NP Inter (normality) 1 of 2
pH (S.U.)	SGWC-14	7.01	5.09	8/8/2023	5.73	No	168	n/a	n/a	0	n/a	n/a	n/a	0.0001398	NP Inter (normality) 1 of 2
pH (S.U.)	SGWC-15	7.01	5.09	8/7/2023	4.55	Yes	168	n/a	n/a	0	n/a	n/a	n/a	0.0001398	NP Inter (normality) 1 of 2
pH (S.U.)	SGWC-16	7.01	5.09	8/8/2023	5.15	No	168	n/a	n/a	0	n/a	n/a	n/a	0.0001398	NP Inter (normality) 1 of 2
pH (S.U.)	SGWC-17	7.01	5.09	8/7/2023	6.25	No	168	n/a	n/a	0	n/a	n/a	n/a	0.0001398	NP Inter (normality) 1 of 2
pH (S.U.)	SGWC-18	7.01	5.09	8/7/2023	4.83	Yes	168	n/a	n/a	0	n/a	n/a	n/a	0.0001398	NP Inter (normality) 1 of 2
pH (S.U.)	SGWC-19	7.01	5.09	8/7/2023	5.45	No	168	n/a	n/a	0	n/a	n/a	n/a	0.0001398	NP Inter (normality) 1 of 2
pH (S.U.)	SGWC-20	7.01	5.09	8/7/2023	4.29	Yes	168	n/a	n/a	0	n/a	n/a	n/a	0.0001398	NP Inter (normality) 1 of 2
pH (S.U.)	SGWC-21	7.01	5.09	8/8/2023	6.29	No	168	n/a	n/a	0	n/a	n/a	n/a	0.0001398	NP Inter (normality) 1 of 2
pH (S.U.)	SGWC-22	7.01	5.09	8/7/2023	5.7	No	168	n/a	n/a	0	n/a	n/a	n/a	0.0001398	NP Inter (normality) 1 of 2
pH (S.U.)	SGWC-23	7.01	5.09	8/8/2023	5.92	No	168	n/a	n/a	0	n/a	n/a	n/a	0.0001398	NP Inter (normality) 1 of 2
pH (S.U.)	SGWC-6	7.01	5.09	8/1/2023	6.21	No	168	n/a	n/a	0	n/a	n/a	n/a	0.0001398	NP Inter (normality) 1 of 2
pH (S.U.)	SGWC-7	7.01	5.09	8/8/2023	6.5	No	168	n/a	n/a	0	n/a	n/a	n/a	0.0001398	NP Inter (normality) 1 of 2
pH (S.U.)	SGWC-8	7.01	5.09	8/8/2023	6.66	No	168	n/a	n/a	0	n/a	n/a	n/a	0.0001398	NP Inter (normality) 1 of 2
pH (S.U.)	SGWC-9	7.01	5.09	8/7/2023	6.29	No	168	n/a	n/a	0	n/a	n/a	n/a	0.0001398	NP Inter (normality) 1 of 2
Sulfate, total (mg/L)	SGWC-10	3.75	n/a	8/7/2023	7.1	Yes	147	n/a	n/a	47.62	n/a	n/a	n/a	0.00009105	NP Inter (normality) 1 of 2
Sulfate, total (mg/L)	SGWC-11	3.75	n/a	8/2/2023	4.8	Yes	147	n/a	n/a	47.62	n/a	n/a	n/a	0.00009105	NP Inter (normality) 1 of 2
Sulfate, total (mg/L)	SGWC-12	3.75	n/a	8/7/2023	54	Yes	147	n/a	n/a	47.62	n/a	n/a	n/a	0.00009105	NP Inter (normality) 1 of 2
Sulfate, total (mg/L)	SGWC-13	3.75	n/a	8/2/2023	100	Yes	147	n/a	n/a	47.62	n/a	n/a	n/a	0.00009105	NP Inter (normality) 1 of 2
Sulfate, total (mg/L)	SGWC-14	3.75	n/a	8/8/2023	210	Yes	147	n/a	n/a	47.62	n/a	n/a	n/a	0.00009105	NP Inter (normality) 1 of 2
Sulfate, total (mg/L)	SGWC-15	3.75	n/a	8/7/2023	190	Yes	147	n/a	n/a	47.62	n/a	n/a	n/a	0.00009105	NP Inter (normality) 1 of 2
Sulfate, total (mg/L)	SGWC-16	3.75	n/a	8/8/2023	59	Yes	147	n/a	n/a	47.62	n/a	n/a	n/a	0.00009105	NP Inter (normality) 1 of 2
Sulfate, total (mg/L)	SGWC-17	3.75	n/a	8/7/2023	240	Yes	147	n/a	n/a	47.62	n/a	n/a	n/a	0.00009105	NP Inter (normality) 1 of 2
Sulfate, total (mg/L)	SGWC-18	3.75	n/a	8/7/2023	760	Yes	147	n/a	n/a	47.62	n/a	n/a	n/a	0.00009105	NP Inter (normality) 1 of 2
Sulfate, total (mg/L)	SGWC-19	3.75	n/a	8/7/2023	260	Yes	147	n/a	n/a	47.62	n/a	n/a	n/a	0.00009105	NP Inter (normality) 1 of 2
Sulfate, total (mg/L)	SGWC-20	3.75	n/a	8/7/2023	240	Yes	147	n/a	n/a	47.62	n/a	n/a	n/a	0.00009105	NP Inter (normality) 1 of 2
Sulfate, total (mg/L)	SGWC-21	3.75	n/a	8/8/2023	110	Yes	147	n/a	n/a	47.62	n/a	n/a	n/a	0.00009105	NP Inter (normality) 1 of 2
Sulfate, total (mg/L)	SGWC-22	3.75	n/a	8/7/2023	110	Yes	147	n/a	n/a	47.62	n/a	n/a	n/a	0.00009105	NP Inter (normality) 1 of 2
Sulfate, total (mg/L)	SGWC-23	3.75	n/a	8/8/2023	55	Yes	147	n/a	n/a	47.62	n/a	n/a	n/a	0.00009105	NP Inter (normality) 1 of 2
Sulfate, total (mg/L)	SGWC-6	3.75	n/a	8/1/2023	0.4J	No	147	n/a	n/a	47.62	n/a	n/a	n/a	0.00009105	NP Inter (normality) 1 of 2
Sulfate, total (mg/L)	SGWC-7	3.75	n/a	8/8/2023	4.5	Yes	147	n/a	n/a	47.62	n/a	n/a	n/a	0.00009105	NP Inter (normality) 1 of 2
Sulfate, total (mg/L)	SGWC-8	3.75	n/a	8/8/2023	41	Yes	147	n/a	n/a	47.62	n/a	n/a	n/a	0.00009105	NP Inter (normality) 1 of 2
Sulfate, total (mg/L)	SGWC-9	3.75	n/a	8/7/2023	200	Yes	147	n/a	n/a	47.62	n/a	n/a	n/a	0.00009105	NP Inter (normality) 1 of 2
Total Dissolved Solids [TDS] (mg/L)	SGWC-10	200	n/a	8/7/2023	60	No	147	n/a	n/a	0.6803	n/a	n/a	n/a	0.00009105	NP Inter (normality) 1 of 2
Total Dissolved Solids [TDS] (mg/L)	SGWC-11	200	n/a	8/2/2023	52	No	147	n/a	n/a	0.6803	n/a	n/a	n/a	0.00009105	NP Inter (normality) 1 of 2
Total Dissolved Solids [TDS] (mg/L)	SGWC-12	200	n/a	8/7/2023	210	Yes	147	n/a	n/a	0.6803	n/a	n/a	n/a	0.00009105	NP Inter (normality) 1 of 2
Total Dissolved Solids [TDS] (mg/L)	SGWC-13	200	n/a	8/2/2023	220	Yes	147	n/a	n/a	0.6803	n/a	n/a	n/a	0.00009105	NP Inter (normality) 1 of 2
Total Dissolved Solids [TDS] (mg/L)	SGWC-14	200	n/a	8/8/2023	360	Yes	147	n/a	n/a	0.6803	n/a	n/a	n/a	0.00009105	NP Inter (normality) 1 of 2
Total Dissolved Solids [TDS] (mg/L)	SGWC-15	200	n/a	8/7/2023	360	Yes	147	n/a	n/a	0.6803	n/a	n/a	n/a	0.00009105	NP Inter (normality) 1 of 2
Total Dissolved Solids [TDS] (mg/L)	SGWC-16	200	n/a	8/8/2023	130	No	147	n/a	n/a	0.6803	n/a	n/a	n/a	0.00009105	NP Inter (normality) 1 of 2
Total Dissolved Solids [TDS] (mg/L)	SGWC-17	200	n/a	8/7/2023	470	Yes	147	n/a	n/a	0.6803	n/a	n/a	n/a	0.00009105	NP Inter (normality) 1 of 2
Total Dissolved Solids [TDS] (mg/L)	SGWC-18	200	n/a	8/7/2023	1200	Yes	147	n/a	n/a	0.6803	n/a	n/a	n/a	0.00009105	NP Inter (normality) 1 of 2
Total Dissolved Solids [TDS] (mg/L)	SGWC-19	200	n/a	8/7/2023	420	Yes	147	n/a	n/a	0.6803	n/a	n/a	n/a	0.00009105	NP Inter (normality) 1 of 2
Total Dissolved Solids [TDS] (mg/L)	SGWC-20	200	n/a	8/7/2023	350	Yes	147	n/a	n/a	0.6803	n/a	n/a	n/a	0.00009105	NP Inter (normality) 1 of 2
Total Dissolved Solids [TDS] (mg/L)	SGWC-21	200	n/a	8/8/2023	360	Yes	147	n/a	n/a	0.6803	n/a	n/a	n/a	0.00009105	NP Inter (normality) 1 of 2
Total Dissolved Solids [TDS] (mg/L)	SGWC-22	200	n/a	8/7/2023	300	Yes	147	n/a	n/a	0.6803	n/a	n/a	n/a	0.00009105	NP Inter (normality) 1 of 2
Total Dissolved Solids [TDS] (mg/L)	SGWC-23	200	n/a	8/8/2023	210	Yes	147	n/a	n/a	0.6803	n/a	n/a	n/a	0.00009105	NP Inter (normality) 1 of 2
Total Dissolved Solids [TDS] (mg/L)	SGWC-6	200	n/a	8/1/2023	100	No	147	n/a	n/a	0.6803	n/a	n/a	n/a	0.00009105	NP Inter (normality) 1 of 2
Total Dissolved Solids [TDS] (mg/L)	SGWC-7	200	n/a	8/8/2023	170	No	147	n/a	n/a	0.6803	n/a	n/a	n/a	0.00009105	NP Inter (normality) 1 of 2
Total Dissolved Solids [TDS] (mg/L)	SGWC-8	200	n/a	8/8/2023	360	Yes	147	n/a	n/a	0.6803	n/a	n/a	n/a	0.00009105	NP Inter (normality) 1 of 2
Total Dissolved Solids [TDS] (mg/L)	SGWC-9	200	n/a	8/7/2023	430	Yes	147	n/a	n/a	0.6803	n/a	n/a	n/a	0.00009105	NP Inter (normality) 1 of 2

Exceeds Limit: SGWC-10, SGWC-11, SGWC-13, SGWC-14, SGWC-15, SGWC-16, SGWC-17, SGWC-18, SGWC-19, SGWC-20...

Prediction Limit
Interwell Non-parametric

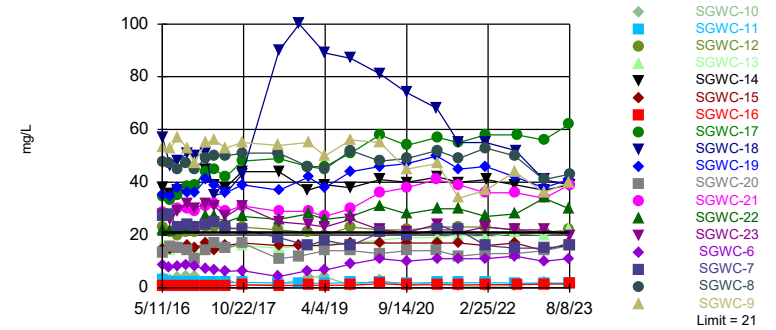


Non-parametric test used in lieu of parametric prediction limit because censored data exceeded 50%. Limit is highest of 147 background values. 89.8% NDs. Annual per-constituent alpha = 0.003273. Individual comparison alpha = 0.00009105 (1 of 2). Comparing 18 points to limit.

Constituent: Boron, total Analysis Run 9/20/2023 3:29 PM View: Appendix III
Plant Scherer Client: Southern Company Data: Scherer AP

Exceeds Limit: SGWC-12, SGWC-13, SGWC-14, SGWC-17, SGWC-18, SGWC-19, SGWC-21, SGWC-22, SGWC-8, SGWC-9

Prediction Limit
Interwell Non-parametric

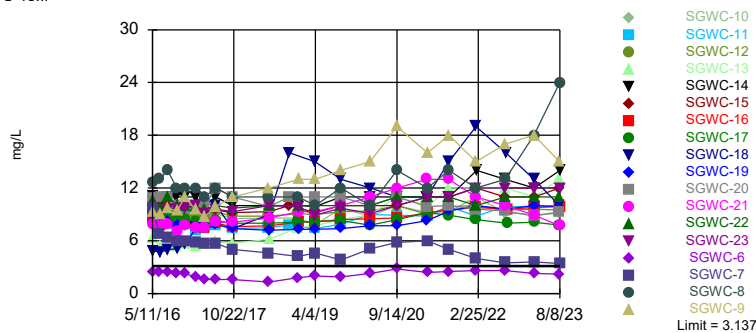


Non-parametric test used in lieu of parametric prediction limit because the Chi Squared normality test showed the data to be non-normal at the 0.01 alpha level. Limit is highest of 147 background values. Annual per-constituent alpha = 0.003273. Individual comparison alpha = 0.00009105 (1 of 2). Comparing 18 points to limit.

Constituent: Calcium, total Analysis Run 9/20/2023 3:29 PM View: Appendix III
Plant Scherer Client: Southern Company Data: Scherer AP

Exceeds Limit: SGWC-10, SGWC-11, SGWC-12, SGWC-13, SGWC-14, SGWC-15, SGWC-16, SGWC-17, SGWC-18, SGWC-19...

Prediction Limit
Interwell Parametric

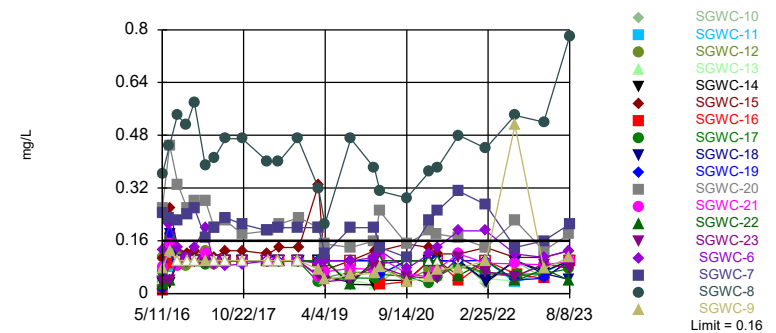


Background Data Summary (based on natural log transformation): Mean=0.6247, Std. Dev.=0.2496, n=147. Normality test: Chi Squared @alpha = 0.01, calculated = 8.986, critical = 14.07. Kappa = 2.078 (c=7, w=18, 1 of 2, event alpha = 0.05132). Report alpha = 0.007498. Individual comparison alpha = 0.000418. Comparing 18 points to limit.

Constituent: Chloride, Total Analysis Run 9/20/2023 3:29 PM View: Appendix III
Plant Scherer Client: Southern Company Data: Scherer AP

Exceeds Limit: SGWC-20, SGWC-7, SGWC-8

Prediction Limit
Interwell Non-parametric

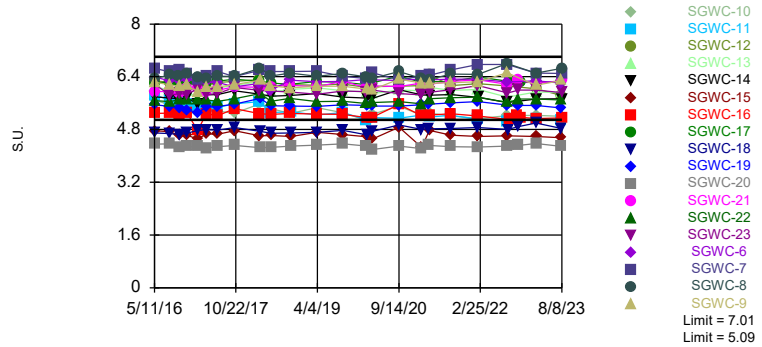


Non-parametric test used in lieu of parametric prediction limit because censored data exceeded 50%. Limit is highest of 174 background values. 54.6% NDs. Annual per-constituent alpha = 0.002342. Individual comparison alpha = 0.00006514 (1 of 2). Comparing 18 points to limit.

Constituent: Fluoride, total Analysis Run 9/20/2023 3:29 PM View: Appendix III
Plant Scherer Client: Southern Company Data: Scherer AP

Exceeds Limits: SGWC-15, SGWC-18, SGWC-20

Prediction Limit Interwell Non-parametric

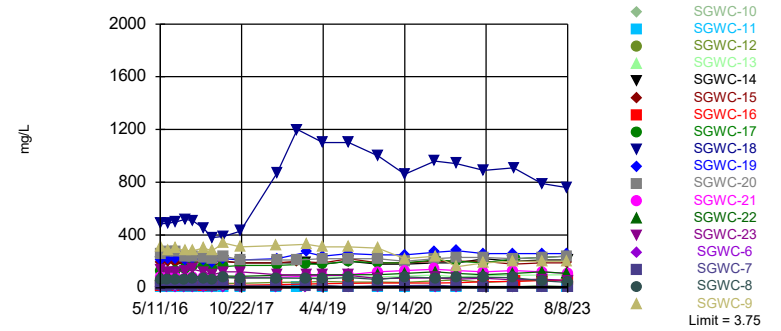


Non-parametric test used in lieu of parametric prediction limit because the Chi Squared normality test showed the data to be non-normal at the 0.01 alpha level. Limits are highest and lowest of 168 background values. Annual per-constituent alpha = 0.005025. Individual comparison alpha = 0.0001398 (1 of 2). Comparing 18 points to limit.

Constituent: pH Analysis Run 9/20/2023 3:29 PM View: Appendix III
Plant Scherer Client: Southern Company Data: Scherer AP

Exceeds Limit: SGWC-10, SGWC-11, SGWC-12, SGWC-13, SGWC-14, SGWC-15, SGWC-16, SGWC-17, SGWC-18, SGWC-19...

Prediction Limit Interwell Non-parametric

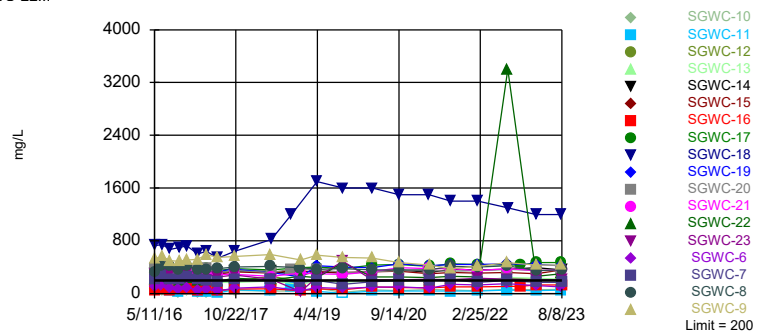


Non-parametric test used in lieu of parametric prediction limit because the Chi Squared normality test showed the data to be non-normal at the 0.01 alpha level. Limit is highest of 147 background values. 47.62% NDs. Annual per-constituent alpha = 0.003273. Individual comparison alpha = 0.00009105 (1 of 2). Comparing 18 points to limit.

Constituent: Sulfate, total Analysis Run 9/20/2023 3:29 PM View: Appendix III
Plant Scherer Client: Southern Company Data: Scherer AP

Exceeds Limit: SGWC-12, SGWC-13, SGWC-14, SGWC-15, SGWC-17, SGWC-18, SGWC-19, SGWC-20, SGWC-21, SGWC-22...

Prediction Limit Interwell Non-parametric



Non-parametric test used in lieu of parametric prediction limit because the Chi Squared normality test showed the data to be non-normal at the 0.01 alpha level. Limit is highest of 147 background values. 0.6803% NDs. Annual per-constituent alpha = 0.003273. Individual comparison alpha = 0.00009105 (1 of 2). Comparing 18 points to limit.

Constituent: Total Dissolved Solids [TDS] Analysis Run 9/20/2023 3:29 PM View: Appendix III
Plant Scherer Client: Southern Company Data: Scherer AP

Prediction Limit

Constituent: Boron, total (mg/L) Analysis Run 9/20/2023 3:31 PM View: Appendix III

Plant Scherer Client: Southern Company Data: Scherer AP

	SGWA-1 (bg)	SGWA-24 (bg)	SGWA-25 (bg)	SGWA-3 (bg)	SGWA-5 (bg)	SGWA-2 (bg)	SGWC-9	SGWC-7	SGWC-6
5/10/2016	<0.08	<0.08	<0.08	<0.08	<0.08	<0.08			
5/11/2016							1.54	0.0359 (J)	<0.08
5/12/2016									
5/13/2016									
6/23/2016	<0.08	<0.08			<0.08	<0.08			
6/24/2016				0.0109 (J)					
6/27/2016			0.0052 (J)					0.0354 (J)	0.0051 (J)
6/28/2016									
6/29/2016							1.52		
6/30/2016									
8/16/2016	<0.08	<0.08		<0.08	<0.08	<0.08			
8/17/2016			<0.08					0.039 (J)	<0.08
8/18/2016									
8/19/2016									
8/22/2016							1.6		
10/13/2016	<0.08	<0.08							
10/14/2016			<0.08	<0.08	<0.08	<0.08			
10/17/2016									<0.08
10/18/2016							2.4	0.039 (J)	
10/19/2016									
12/5/2016		<0.08							
12/6/2016	<0.08		<0.08	<0.08	<0.08	<0.08		0.03 (J)	<0.08
12/7/2016							1.6		
12/8/2016									
2/14/2017	<0.08	<0.08	<0.08	<0.08	<0.08	<0.08		0.031 (J)	<0.08
2/15/2017									
2/16/2017							1.6		
4/10/2017		<0.08							
4/11/2017	<0.08		<0.08	<0.08	<0.08	<0.08			
4/12/2017								0.039 (J)	<0.08
4/13/2017							1.7		
6/26/2017	<0.08	<0.08		<0.08	<0.08	<0.08			
6/27/2017			<0.08				1.8	0.028 (J)	<0.08
6/28/2017									
10/10/2017	<0.08	<0.08				<0.08			
10/11/2017			<0.08	<0.08	<0.08			0.026 (J)	<0.08
10/12/2017							1.8		
6/5/2018	<0.08	<0.08	<0.08		<0.08	<0.08			
6/6/2018				<0.08			1.8	<0.08	<0.08
6/7/2018									
6/8/2018									
10/16/2018									
10/18/2018									
12/13/2018	<0.08	<0.08	<0.08	<0.08	<0.08	<0.08			
12/14/2018								<0.08	<0.08
12/17/2018							1.6		
3/28/2019			<0.08	<0.08	<0.08				
3/29/2019	<0.08	<0.08				<0.08			
4/1/2019							1.7	0.025 (J)	
4/2/2019									<0.08
9/12/2019					<0.08				
9/13/2019		<0.08							

Prediction Limit

Constituent: Boron, total (mg/L) Analysis Run 9/20/2023 3:31 PM View: Appendix III
 Plant Scherer Client: Southern Company Data: Scherer AP

	SGWA-1 (bg)	SGWA-24 (bg)	SGWA-25 (bg)	SGWA-3 (bg)	SGWA-5 (bg)	SGWA-2 (bg)	SGWC-9	SGWC-7	SGWC-6
9/16/2019	0.13		<0.08	0.05		0.089	1.6		0.04 (J)
9/17/2019								<0.08	
9/18/2019									
3/17/2020			<0.08	<0.08	<0.08	<0.08			
3/18/2020	<0.08	<0.08							
3/23/2020									
3/24/2020									
3/25/2020							1.6		<0.08
3/26/2020								0.055 (J)	
3/27/2020									
9/14/2020	<0.08	<0.08	<0.08	<0.08	<0.08	<0.08	1.7	<0.08	<0.08
9/15/2020									
3/30/2021	0.041 (J)	0.072 (J)				0.045 (J)			
3/31/2021				<0.08	<0.08		1.5		
4/1/2021								0.069 (J)	<0.08
4/6/2021									
4/7/2021			<0.08						
8/17/2021	<0.08		<0.08			<0.08			
8/18/2021		<0.08		<0.08	<0.08			0.047 (J)	<0.08
8/19/2021							1.5		
8/20/2021									
2/9/2022	<0.08		<0.08	<0.08	<0.08	<0.08		<0.08	<0.08
2/10/2022		<0.08					1.3		
2/11/2022									
2/14/2022									
8/17/2022	<0.08					<0.08			
8/18/2022		<0.08	<0.08	0.072 (J)	<0.08		1.4	0.1	
8/19/2022									<0.08
8/22/2022									
8/23/2022									
8/31/2022									
2/21/2023	<0.08			<0.08	<0.08				
2/22/2023						<0.08	1.6	0.064 (J)	<0.08
2/23/2023		0.18	0.1						
8/1/2023	0.029 (J)				0.057 (J)	0.044 (J)			0.037 (J)
8/2/2023									
8/7/2023				<0.08			1.6		
8/8/2023		<0.08	<0.08					<0.08	

Prediction Limit

Constituent: Boron, total (mg/L) Analysis Run 9/20/2023 3:31 PM View: Appendix III
 Plant Scherer Client: Southern Company Data: Scherer AP

	SGWA-4 (bg)	SGWC-12	SGWC-10	SGWC-11	SGWC-8	SGWC-22	SGWC-21	SGWC-17	SGWC-13
5/10/2016									
5/11/2016	<0.08	<0.08	0.0275 (J)	0.242	0.0678 (J)				
5/12/2016						0.411	1.4	0.195	0.599
5/13/2016									
6/23/2016									
6/24/2016	0.0067 (J)								
6/27/2016					0.0767 (J)				
6/28/2016		0.0054 (J)	0.035 (J)	0.245					0.52
6/29/2016						0.373 (J)	1.25	0.198 (J)	
6/30/2016									
8/16/2016									
8/17/2016	<0.08		0.028 (J)	0.26	0.067				
8/18/2016		<0.08						0.24	0.51
8/19/2016						0.37			
8/22/2016							1.3		
10/13/2016									
10/14/2016									
10/17/2016	<0.08	<0.08	0.032 (J)	0.25	0.059				0.58
10/18/2016						0.41	1.7		
10/19/2016								0.37	
12/5/2016									
12/6/2016	<0.08	<0.08	<0.08	0.27	0.054				0.5
12/7/2016						0.36	1.3	0.4	
12/8/2016									
2/14/2017	<0.08				0.063				
2/15/2017		<0.08	0.035 (J)	0.28				0.38	0.5
2/16/2017						0.38 (J)	1.4		
4/10/2017									
4/11/2017	<0.08								
4/12/2017		<0.08	0.052	0.29	0.068				0.47
4/13/2017						0.4	1.4	0.34	
6/26/2017	<0.08								
6/27/2017		<0.08	<0.08	0.29	0.067			0.33	0.51
6/28/2017						0.35	1.4		
10/10/2017									
10/11/2017	<0.08	<0.08		0.31					0.49
10/12/2017			0.049 (J)		0.075	0.4	1.4	0.47	
6/5/2018									
6/6/2018	<0.08	<0.08	0.07	0.37	0.059				
6/7/2018						0.41	1.4	0.35	0.45
6/8/2018									
10/16/2018				0.35					
10/18/2018									
12/13/2018	<0.08								
12/14/2018		<0.08			0.064			0.44	0.47
12/17/2018			0.098			0.4	1.2		
3/28/2019	<0.08								
3/29/2019									
4/1/2019		<0.08	0.16	0.46	0.076				0.57
4/2/2019						0.44	1.2	0.32	
9/12/2019									
9/13/2019									

Prediction Limit

Constituent: Boron, total (mg/L) Analysis Run 9/20/2023 3:31 PM View: Appendix III
 Plant Scherer Client: Southern Company Data: Scherer AP

	SGWA-4 (bg)	SGWC-12	SGWC-10	SGWC-11	SGWC-8	SGWC-22	SGWC-21	SGWC-17	SGWC-13
9/16/2019	<0.08	<0.08		0.39					
9/17/2019			0.077		0.11		1.1	0.43	0.43
9/18/2019						0.52			
3/17/2020									
3/18/2020	<0.08								
3/23/2020							0.83		
3/24/2020						0.34		0.37	
3/25/2020			0.12	0.45	0.089				
3/26/2020		<0.08							
3/27/2020									0.49
9/14/2020	<0.08	<0.08	0.082	0.43	0.1				0.49
9/15/2020						0.5	1.2	0.38	
3/30/2021							1.1		
3/31/2021	<0.08		0.15			0.47			
4/1/2021					0.14			0.31	
4/6/2021									
4/7/2021		<0.08		0.68					0.59
8/17/2021	<0.08								
8/18/2021					0.14	0.44	1.1	0.32	
8/19/2021			0.091	0.54					0.59
8/20/2021		0.043 (J)							
2/9/2022	<0.08								
2/10/2022		<0.08		0.53	0.16	0.54			
2/11/2022			0.09				1	0.27	0.48
2/14/2022									
8/17/2022									
8/18/2022	<0.08	0.061 (J)		0.57	0.14				0.55
8/19/2022			0.083						
8/22/2022						0.57	1.2		
8/23/2022								0.31	
8/31/2022									
2/21/2023									
2/22/2023	<0.08		0.28	0.75	0.11			0.34	
2/23/2023		0.079 (J)				0.63	1.3		0.69
8/1/2023									
8/2/2023				0.57					0.64
8/7/2023	<0.08	0.024 (J)	0.19			0.52		0.3	
8/8/2023					0.046 (J)		1.2		

Prediction Limit

Constituent: Boron, total (mg/L) Analysis Run 9/20/2023 3:31 PM View: Appendix III
 Plant Scherer Client: Southern Company Data: Scherer AP

	SGWC-16	SGWC-20	SGWC-14	SGWC-23	SGWC-15	SGWC-19	SGWC-18
5/10/2016							
5/11/2016							
5/12/2016	0.562	1.99	1.38	0.691	1.57		
5/13/2016						1.87	3.71
6/23/2016							
6/24/2016							
6/27/2016							
6/28/2016	0.546		1.29		1.36		
6/29/2016		1.88		0.557		1.67	
6/30/2016							3.8
8/16/2016							
8/17/2016							
8/18/2016	0.54		1.3		1.5		
8/19/2016				0.58			
8/22/2016		2				1.7	3.3
10/13/2016							
10/14/2016							
10/17/2016			1.6				
10/18/2016	0.55	2.5		0.68	1.9	2.1	
10/19/2016							4.5
12/5/2016							
12/6/2016							
12/7/2016	0.56		1.5	0.6	1.5		4.8
12/8/2016		1.9				1.7	
2/14/2017							
2/15/2017			1.5	0.82	1.5		
2/16/2017	0.58	2.3				2.3	3.9
4/10/2017							
4/11/2017							
4/12/2017			1.4		1.7		
4/13/2017	0.56	2		0.54		1.9	3.8
6/26/2017							
6/27/2017	0.56		1.6		1.7		
6/28/2017		2.3		0.59		1.9	3.6
10/10/2017							
10/11/2017			1.5				
10/12/2017	0.57	2.6		0.54	1.6	1.9	3.9
6/5/2018							
6/6/2018							
6/7/2018	0.59	2.1	1.6	0.71	1.7		
6/8/2018						1.8	4.3
10/16/2018					1.5		
10/18/2018		2.3					4.9
12/13/2018							
12/14/2018			1.4				
12/17/2018	0.55			0.6		1.8	
3/28/2019							
3/29/2019							
4/1/2019			1.7		1.6		
4/2/2019	0.53	2		0.52		2	5.3
9/12/2019							
9/13/2019							

Prediction Limit

Constituent: Boron, total (mg/L) Analysis Run 9/20/2023 3:31 PM View: Appendix III
 Plant Scherer Client: Southern Company Data: Scherer AP

	SGWC-16	SGWC-20	SGWC-14	SGWC-23	SGWC-15	SGWC-19	SGWC-18
9/16/2019							
9/17/2019	0.55	1.8	1.4		1.4	1.8	5
9/18/2019				0.54			
3/17/2020							
3/18/2020							
3/23/2020		1.9				1.7	
3/24/2020				0.55			
3/25/2020							
3/26/2020							6
3/27/2020	0.59		1.5		1.4		
9/14/2020							
9/15/2020	0.57	1.8	1.5	0.38	1.4	1.9	6.2
3/30/2021		1.6				1.9	6.4
3/31/2021				0.51	1.4		
4/1/2021	0.55						
4/6/2021			1.6				
4/7/2021							
8/17/2021							
8/18/2021				0.42			6.6
8/19/2021	0.72	1.9	1.7		1.6	2.1	
8/20/2021							
2/9/2022							
2/10/2022	0.63			0.45			6.4
2/11/2022		1.5			1.2	1.7	
2/14/2022			1.5				
8/17/2022							
8/18/2022							
8/19/2022			1.4		1.3		
8/22/2022		1.6		0.46		1.7	
8/23/2022							6.8
8/31/2022	0.67						
2/21/2023							
2/22/2023		1.7				2	8.1
2/23/2023	0.87		1.7	0.81	2.2		
8/1/2023							
8/2/2023							
8/7/2023		1.8			1.4	1.9	6.6
8/8/2023	0.73		1.6	0.41			

Prediction Limit

Constituent: Calcium, total (mg/L) Analysis Run 9/20/2023 3:31 PM View: Appendix III

Plant Scherer Client: Southern Company Data: Scherer AP

	SGWA-1 (bg)	SGWA-24 (bg)	SGWA-25 (bg)	SGWA-3 (bg)	SGWA-5 (bg)	SGWA-2 (bg)	SGWC-9	SGWC-7	SGWC-6
5/10/2016	3	12.3	11.4	6.22	2.64	10.1			
5/11/2016							53.1	27.2	8.7
5/12/2016									
5/13/2016									
6/23/2016	2.42	11.3			1.65	8.45			
6/24/2016				5.55					
6/27/2016			9.16					27.9	7.48
6/28/2016									
6/29/2016							52.6		
6/30/2016									
8/16/2016	2.1	11		5	1.3	9.4			
8/17/2016			9.6					23	8
8/18/2016									
8/19/2016									
8/22/2016							57		
10/13/2016	2.7	12							
10/14/2016			11	5.4	1.4	10			
10/17/2016									8.6
10/18/2016							53	24	
10/19/2016									
12/5/2016		12							
12/6/2016	2.1		11	4.8	1.4	10		23	8.2
12/7/2016							47		
12/8/2016									
2/14/2017	1.8	13	12	4.6	1.4	11		24	7.2
2/15/2017									
2/16/2017							55		
4/10/2017		12							
4/11/2017	1.8		11	5	1.4	10			
4/12/2017								25	6.7
4/13/2017							56		
6/26/2017	1.7	13		4.9	1.5	10			
6/27/2017			9.5				53	23	6.2
6/28/2017									
10/10/2017	2.3	14				11			
10/11/2017			11	5.5	1.6			22	6.5
10/12/2017							55		
6/5/2018	2.6	13	9.7		1.5	11			
6/6/2018				4.1			54	19	4.2
6/7/2018									
6/8/2018									
10/16/2018									
10/18/2018									
12/13/2018	1.7	12	9.4	4.3	1.4	10			
12/14/2018								16	6.5
12/17/2018							55		
3/28/2019			8.7	4.8	1.4				
3/29/2019	2	12				11			
4/1/2019							50	18	
4/2/2019									6.7
9/12/2019					1.6				
9/13/2019		14							

Prediction Limit

Constituent: Calcium, total (mg/L) Analysis Run 9/20/2023 3:31 PM View: Appendix III
 Plant Scherer Client: Southern Company Data: Scherer AP

	SGWA-1 (bg)	SGWA-24 (bg)	SGWA-25 (bg)	SGWA-3 (bg)	SGWA-5 (bg)	SGWA-2 (bg)	SGWC-9	SGWC-7	SGWC-6
9/16/2019	1.7		9.5	5.9		12	56		8.9
9/17/2019								16	
9/18/2019									
3/17/2020			8.8	5.3	1.7	11			
3/18/2020	1.8	14							
3/23/2020									
3/24/2020									
3/25/2020							55		11
3/26/2020								21	
3/27/2020									
9/14/2020	1.6	14	9.1	5.7	1.6	11	45	20	10
9/15/2020									
3/30/2021	2.2	15				12			
3/31/2021				5.5	1.6		47		
4/1/2021								22	11
4/6/2021									
4/7/2021			9.5						
8/17/2021	1.8		9.6			12			
8/18/2021		14		5.9	1.7			22	11
8/19/2021							34		
8/20/2021									
2/9/2022	1.8		9.3	6	1.8	11		16	11
2/10/2022		15					37		
2/11/2022									
2/14/2022									
8/17/2022	1.9					11			
8/18/2022		16	9.1	5.9	1.7		44	15	
8/19/2022									12
8/22/2022									
8/23/2022									
8/31/2022									
2/21/2023	2.2			6.4	1.8				
2/22/2023						11	36	15	10
2/23/2023		17	9.6						
8/1/2023	2.3				2.1	12			11
8/2/2023									
8/7/2023				6.1			40		
8/8/2023		16	8.9					16	

Prediction Limit

Constituent: Calcium, total (mg/L) Analysis Run 9/20/2023 3:31 PM View: Appendix III
 Plant Scherer Client: Southern Company Data: Scherer AP

	SGWA-4 (bg)	SGWC-12	SGWC-10	SGWC-11	SGWC-8	SGWC-22	SGWC-21	SGWC-17	SGWC-13
9/16/2019	18	23		1.9					
9/17/2019			0.79		52		30	51	17
9/18/2019						27			
3/17/2020									
3/18/2020	18								
3/23/2020							36		
3/24/2020						31		58	
3/25/2020			2.9	2	48				
3/26/2020		22							
3/27/2020									18
9/14/2020	17	22	0.75	1.8	49				19
9/15/2020						28	38	54	
3/30/2021							41		
3/31/2021	17		2.3			30			
4/1/2021					52			57	
4/6/2021									
4/7/2021		23		1.9					19
8/17/2021	18								
8/18/2021					49	30	39	55	
8/19/2021			0.67	1.9					20
8/20/2021		23							
2/9/2022	18								
2/10/2022		23		1.9	53	27			
2/11/2022			0.55				36	58	19
2/14/2022									
8/17/2022									
8/18/2022	20	22		1.8	50				21
8/19/2022			0.78						
8/22/2022						28	36		
8/23/2022									
8/31/2022								58	
2/21/2023									
2/22/2023	20		2.2	1.7	41			56	
2/23/2023		21				34	34		20
8/1/2023									
8/2/2023				1.8					22
8/7/2023	21	22	1			30		62	
8/8/2023					43		39		

Prediction Limit

Constituent: Calcium, total (mg/L) Analysis Run 9/20/2023 3:31 PM View: Appendix III
 Plant Scherer Client: Southern Company Data: Scherer AP

	SGWC-16	SGWC-20	SGWC-14	SGWC-23	SGWC-15	SGWC-19	SGWC-18
5/10/2016							
5/11/2016							
5/12/2016	0.75	13.2	37.7	27.6	14.5		
5/13/2016						35.3	56.9
6/23/2016							
6/24/2016							
6/27/2016							
6/28/2016	0.768		35.8		14.7		
6/29/2016		15.8		25.6		34.6	
6/30/2016							46.4
8/16/2016							
8/17/2016							
8/18/2016	0.7		37		15		
8/19/2016				29			
8/22/2016		15				38	48
10/13/2016							
10/14/2016							
10/17/2016			37				
10/18/2016	0.75	14		32	16	36	
10/19/2016							51
12/5/2016							
12/6/2016							
12/7/2016	0.73		38	30	15		50
12/8/2016		11				36	
2/14/2017							
2/15/2017			45	32	17		
2/16/2017	0.81	14				41	51
4/10/2017							
4/11/2017							
4/12/2017			39		14		
4/13/2017	0.88	17		31		39	35
6/26/2017							
6/27/2017	0.76		38		16		
6/28/2017		15		27		36	36
10/10/2017							
10/11/2017			44				
10/12/2017	1.1	17		31	17	39	43
6/5/2018							
6/6/2018							
6/7/2018	0.84	11	44	25	16		
6/8/2018						37	90
10/16/2018					16		
10/18/2018		12					100
12/13/2018							
12/14/2018			37				
12/17/2018	0.94			24		42	
3/28/2019							
3/29/2019							
4/1/2019			39		16		
4/2/2019	0.92	14		23		38	89
9/12/2019							
9/13/2019							

Prediction Limit

Constituent: Calcium, total (mg/L) Analysis Run 9/20/2023 3:31 PM View: Appendix III
 Plant Scherer Client: Southern Company Data: Scherer AP

	SGWC-16	SGWC-20	SGWC-14	SGWC-23	SGWC-15	SGWC-19	SGWC-18
9/16/2019							
9/17/2019	1	14	38		17	44	87
9/18/2019				26			
3/17/2020							
3/18/2020							
3/23/2020		13				46	
3/24/2020				22			
3/25/2020							
3/26/2020							81
3/27/2020	1.5		41		17		
9/14/2020							
9/15/2020	1.1	14	40	21	17	47	74
3/30/2021		14				50	68
3/31/2021				24	17		
4/1/2021	1.2						
4/6/2021			42				
4/7/2021							
8/17/2021							
8/18/2021				21			55
8/19/2021	1.1	12	40		17	45	
8/20/2021							
2/9/2022							
2/10/2022	1.2			23			55
2/11/2022		13			16	46	
2/14/2022			41				
8/17/2022							
8/18/2022							
8/19/2022			39		17		
8/22/2022		13		22		42	
8/23/2022							52
8/31/2022	1.2						
2/21/2023							
2/22/2023		14				38	41
2/23/2023	1.3		37	22	14		
8/1/2023							
8/2/2023							
8/7/2023		16			17	41	39
8/8/2023	1.5		39	20			

Prediction Limit

Constituent: Chloride, Total (mg/L) Analysis Run 9/20/2023 3:31 PM View: Appendix III

Plant Scherer Client: Southern Company Data: Scherer AP

	SGWA-1 (bg)	SGWA-24 (bg)	SGWA-25 (bg)	SGWA-3 (bg)	SGWA-5 (bg)	SGWA-2 (bg)	SGWC-9	SGWC-7	SGWC-6
5/10/2016	1.9	1.94	2.77	3.45	1.98	1.51			
5/11/2016							9.29	9.65	2.44
5/12/2016									
5/13/2016									
6/23/2016	2.2	2.2			2.1	1.8			
6/24/2016				3.5					
6/27/2016			2.9					6.7	2.5
6/28/2016									
6/29/2016							9		
6/30/2016									
8/16/2016	2.1	2		3.4	1.8	1.5			
8/17/2016			2.4					6.4	2.4
8/18/2016									
8/19/2016									
8/22/2016							9.7		
10/13/2016	2	1.9							
10/14/2016			2.1	3.1	1.8	1.4			
10/17/2016									2.3
10/18/2016							9.4	5.9	
10/19/2016									
12/5/2016		1.9							
12/6/2016	2.2		1.7	3	1.8	1.5		5.9	2.3
12/7/2016							11		
12/8/2016									
2/14/2017	2	1.9	1.5	2.4	1.8	1.5		5.8	1.9
2/15/2017									
2/16/2017							9.5		
4/10/2017		1.8							
4/11/2017	1.8		1.7	2.5	1.7	1.3			
4/12/2017								5.6	1.6
4/13/2017							8.7		
6/26/2017	1.9	1.9		2.6	1.7	1.4			
6/27/2017			2.2				9.9	5.7	1.6
6/28/2017									
10/10/2017	1.8	1.8				1.3			
10/11/2017			1.7	2.4	1.6			5	1.6
10/12/2017							11		
6/5/2018	1.7	1.9	2		1.6	1.3			
6/6/2018				2			12	4.6	1.3
6/7/2018									
6/8/2018									
10/16/2018									
10/18/2018									
12/13/2018	1.7	2	1.9	2	1.7	1.3			
12/14/2018								4.2	1.8
12/17/2018							13		
3/28/2019			2.2	2	1.7				
3/29/2019	1.5	1.8				1.2			
4/1/2019							13	4.6	
4/2/2019									2
9/12/2019					1.5				
9/13/2019		1.7							

Prediction Limit

Constituent: Chloride, Total (mg/L) Analysis Run 9/20/2023 3:31 PM View: Appendix III
 Plant Scherer Client: Southern Company Data: Scherer AP

	SGWA-1 (bg)	SGWA-24 (bg)	SGWA-25 (bg)	SGWA-3 (bg)	SGWA-5 (bg)	SGWA-2 (bg)	SGWC-9	SGWC-7	SGWC-6
9/16/2019	1.8		1.9	2.2		1.3	14		1.9
9/17/2019								3.8	
9/18/2019									
3/17/2020			2.4	2.1	1.9	1.6			
3/18/2020	2	2.4							
3/23/2020									
3/24/2020									
3/25/2020							15		2.3
3/26/2020								5.1	
3/27/2020									
9/14/2020	2.1	2.5	2.7	2.5	1.9	1.5	19	5.8	2.8
9/15/2020									
3/30/2021	2.3	2.5				1.6			
3/31/2021				2.3	2.1		16		
4/1/2021								6	2.4
4/6/2021									
4/7/2021			2.3						
8/17/2021	1.9		2.6			1.6			
8/18/2021		2.7		2.4	2.2			5	2.5
8/19/2021							18		
8/20/2021									
2/9/2022	2		1.8	2.3	1.9	1.5		4	2.6
2/10/2022		2.4					15		
2/11/2022									
2/14/2022									
8/17/2022	2					1.5			
8/18/2022		3.1	1.9	2.4	2.1		17	3.5	
8/19/2022									2.6
8/22/2022									
8/23/2022									
8/31/2022									
2/21/2023	2			2.3	2				
2/22/2023						1.5	18	3.6	2.3
2/23/2023		3.3	1.9						
8/1/2023	2				1.9	1.4			2.2
8/2/2023									
8/7/2023				2.2			15		
8/8/2023		3	1.6					3.4	

Prediction Limit

Constituent: Chloride, Total (mg/L) Analysis Run 9/20/2023 3:31 PM View: Appendix III
 Plant Scherer Client: Southern Company Data: Scherer AP

	SGWA-4 (bg)	SGWC-12	SGWC-10	SGWC-11	SGWC-8	SGWC-22	SGWC-21	SGWC-17	SGWC-13
9/16/2019	1.2	9.3		7.9					
9/17/2019			9.7		12		10	8.3	8.4
9/18/2019						10			
3/17/2020									
3/18/2020	1.5								
3/23/2020							11		
3/24/2020						10		7.8	
3/25/2020			8.8	9	10				
3/26/2020		9.4							
3/27/2020									9
9/14/2020	1.5	10	10	8.9	14				11
9/15/2020						11	12	8.4	
3/30/2021							13		
3/31/2021	1.6		9.2			11			
4/1/2021					12			9.2	
4/6/2021									
4/7/2021		9		8.8					10
8/17/2021	1.6								
8/18/2021					14	11	13	8.9	
8/19/2021			9.3	9.9					12
8/20/2021		9.9							
2/9/2022	1.5								
2/10/2022		10		8.8	12	10			
2/11/2022			11				11	8.4	12
2/14/2022									
8/17/2022									
8/18/2022	1.6	9.5		9.9	13				12
8/19/2022			9.2						
8/22/2022						11	10		
8/23/2022									
8/31/2022								8	
2/21/2023									
2/22/2023	1.6		9	9.9	18			8.1	
2/23/2023		9.6				11	8.9		11
8/1/2023									
8/2/2023				10					13
8/7/2023	1.2	9.5	9.1			11		7.8	
8/8/2023					24		7.7		

Prediction Limit

Constituent: Chloride, Total (mg/L) Analysis Run 9/20/2023 3:31 PM View: Appendix III
 Plant Scherer Client: Southern Company Data: Scherer AP

	SGWC-16	SGWC-20	SGWC-14	SGWC-23	SGWC-15	SGWC-19	SGWC-18
5/10/2016							
5/11/2016							
5/12/2016	8.56	10.8	11.1	9.63	9.47		
5/13/2016						8.16	4.87
6/23/2016							
6/24/2016							
6/27/2016							
6/28/2016	7.8		10		9.8		
6/29/2016		11		8.8		7.6	
6/30/2016							4.7
8/16/2016							
8/17/2016							
8/18/2016	8.5		11		10		
8/19/2016				9.6			
8/22/2016		11				8.2	5
10/13/2016							
10/14/2016							
10/17/2016			11				
10/18/2016	8	10		9.6	9.4	7.7	
10/19/2016							5.1
12/5/2016							
12/6/2016							
12/7/2016	8		11	9.7	9.8		5.6
12/8/2016		9.7				7.8	
2/14/2017							
2/15/2017			11	10	9.8		
2/16/2017	7.7	9.8				7.4	7.4
4/10/2017							
4/11/2017							
4/12/2017			10		9.2		
4/13/2017	7.5	10		9		7.5	8.9
6/26/2017							
6/27/2017	8		11		9.5		
6/28/2017		12		9.6		7.9	10
10/10/2017							
10/11/2017			10				
10/12/2017	7.6	11		9.3	9.2	7.4	7.4
6/5/2018							
6/6/2018							
6/7/2018	7.7	9.9	10	10	9.3		
6/8/2018						7.2	9
10/16/2018					10		
10/18/2018		11					16
12/13/2018							
12/14/2018			10				
12/17/2018	8.1			9.9		7.3	
3/28/2019							
3/29/2019							
4/1/2019			9.9		9.2		
4/2/2019	8.2	11		8.9		7.3	15
9/12/2019							
9/13/2019							

Prediction Limit

Constituent: Chloride, Total (mg/L) Analysis Run 9/20/2023 3:31 PM View: Appendix III
 Plant Scherer Client: Southern Company Data: Scherer AP

	SGWC-16	SGWC-20	SGWC-14	SGWC-23	SGWC-15	SGWC-19	SGWC-18
9/16/2019							
9/17/2019	8.4	11	11		10	7.4	13
9/18/2019				9.7			
3/17/2020							
3/18/2020							
3/23/2020		10				7.7	
3/24/2020				9.1			
3/25/2020							
3/26/2020							12
3/27/2020	8.5		11		10		
9/14/2020							
9/15/2020	8.6	11	11	10	10	7.7	11
3/30/2021		9.9				8.3	11
3/31/2021				11	11		
4/1/2021	9.2						
4/6/2021			11				
4/7/2021							
8/17/2021							
8/18/2021				11			15
8/19/2021	9.5	10	11		11	9.4	
8/20/2021							
2/9/2022							
2/10/2022	9.8			12			19
2/11/2022		9.6			12	10	
2/14/2022			14				
8/17/2022							
8/18/2022							
8/19/2022			13		11		
8/22/2022		9.4		12		9.6	
8/23/2022							16
8/31/2022	9.6						
2/21/2023							
2/22/2023		8.8				10	13
2/23/2023	9.8		12	12	11		
8/1/2023							
8/2/2023							
8/7/2023		9.3			12	9.9	10
8/8/2023	9.9		14	12			

Prediction Limit

Constituent: Fluoride, total (mg/L) Analysis Run 9/20/2023 3:31 PM View: Appendix III

Plant Scherer Client: Southern Company Data: Scherer AP

	SGWA-1 (bg)	SGWA-24 (bg)	SGWA-25 (bg)	SGWA-3 (bg)	SGWA-5 (bg)	SGWA-2 (bg)	SGWC-11	SGWC-10	SGWC-9
5/10/2016	<0.1	0.0648 (J)	0.041 (J)	0.0192 (J)	0.0188 (J)	0.0537 (J)			
5/11/2016							0.033 (J)	0.019 (J)	0.076 (J)
5/12/2016									
5/13/2016									
6/23/2016	<0.1	0.05 (J)			<0.1	0.03 (J)			
6/24/2016				0.02 (J)					
6/27/2016			0.03 (J)						
6/28/2016							0.08 (J)	<0.1	
6/29/2016									0.13 (J)
6/30/2016									
8/16/2016	<0.1	<0.1		<0.1	<0.1	<0.1			
8/17/2016			<0.1				<0.1	<0.1	
8/18/2016									
8/19/2016									
8/22/2016									<0.1
10/13/2016	<0.1	<0.1							
10/14/2016			<0.1	<0.1	<0.1	<0.1			
10/17/2016							<0.1	<0.1	
10/18/2016									<0.1
10/19/2016									
12/5/2016		<0.1							
12/6/2016	<0.1		<0.1	<0.1	<0.1	<0.1	<0.1	<0.1	
12/7/2016									<0.1
12/8/2016									
2/14/2017	<0.1	<0.1	<0.1	<0.1	<0.1	<0.1			
2/15/2017							<0.1	<0.1	
2/16/2017									0.097 (J)
4/10/2017		<0.1							
4/11/2017	<0.1		<0.1	<0.1	<0.1	<0.1			
4/12/2017							<0.1	<0.1	
4/13/2017									<0.1
6/26/2017	<0.1	<0.1		<0.1	<0.1	<0.1			
6/27/2017			<0.1				<0.1	<0.1	<0.1
6/28/2017									
10/10/2017	<0.1	<0.1				<0.1			
10/11/2017			<0.1	<0.1	<0.1		<0.1		
10/12/2017								<0.1	<0.1
3/26/2018	<0.1	<0.1		<0.1		<0.1			
3/27/2018			<0.1		<0.1		<0.1	<0.1	
3/28/2018									<0.1
6/5/2018	<0.1	<0.1	<0.1		<0.1	<0.1			
6/6/2018				<0.1			<0.1	<0.1	<0.1
6/7/2018									
6/8/2018									
10/5/2018	<0.1	<0.1		<0.1		<0.1			
10/8/2018			<0.1		<0.1				
10/9/2018								<0.1	<0.1
10/16/2018							<0.1		
10/18/2018									
2/18/2019	<0.1					0.05 (J)			
2/19/2019		0.06 (J)	0.044 (J)	<0.1	<0.1				
2/20/2019							<0.1	<0.1	0.074 (J)

Prediction Limit

Constituent: Fluoride, total (mg/L) Analysis Run 9/20/2023 3:31 PM View: Appendix III
 Plant Scherer Client: Southern Company Data: Scherer AP

	SGWA-1 (bg)	SGWA-24 (bg)	SGWA-25 (bg)	SGWA-3 (bg)	SGWA-5 (bg)	SGWA-2 (bg)	SGWC-11	SGWC-10	SGWC-9
3/28/2019			0.037 (J)	0.026 (J)	<0.1				
3/29/2019	<0.1	0.056 (J)				0.053 (J)			
4/1/2019							<0.1	<0.1	0.041 (J)
4/2/2019									
9/12/2019					<0.1				
9/13/2019		0.049 (J)							
9/16/2019	<0.1		0.04 (J)	0.026 (J)		0.054 (J)	<0.1		0.057 (J)
9/17/2019								<0.1	
9/18/2019									
2/13/2020	<0.1	0.066 (J)				0.051 (J)			
2/17/2020			0.041 (J)		<0.1				
2/18/2020				<0.1			<0.1		
2/19/2020								<0.1	0.061 (J)
2/20/2020									
3/17/2020			0.041 (J)	0.029 (J)	0.03 (J)	0.038 (J)			
3/18/2020	<0.1	0.078 (J)							
3/23/2020									
3/24/2020									
3/25/2020							0.058 (J)	0.031 (J)	0.079 (J)
3/26/2020									
3/27/2020									
9/14/2020	<0.1	0.038 (J)	0.028 (J)	<0.1	<0.1	0.033 (J)	<0.1	<0.1	0.037 (J)
9/15/2020									
2/9/2021	<0.1	0.059 (J)	0.037 (J)	<0.1	<0.1	0.055 (J)	<0.1	<0.1	0.05 (J)
2/10/2021									
3/30/2021	<0.1	0.052 (J)				0.048 (J)			
3/31/2021				<0.1	<0.1			0.047 (J)	0.073 (J)
4/1/2021									
4/6/2021									
4/7/2021			0.054 (J)				<0.1		
8/17/2021	0.052 (J)		0.079 (J)			0.096 (J)			
8/18/2021		0.16		0.066 (J)	0.07 (J)				
8/19/2021							<0.1	<0.1	0.078 (J)
8/20/2021									
2/9/2022	0.034 (J)		0.069 (J)	0.049 (J)	0.044 (J)	0.11			
2/10/2022		0.061 (J)					<0.1		0.098 (J)
2/11/2022								0.03 (J)	
2/14/2022									
8/17/2022	0.088 (J)					0.076 (J)			
8/18/2022		0.051 (J)	0.044 (J)	0.034 (J)	0.036 (J)		0.034 (J)		0.51
8/19/2022								<0.1	
8/22/2022									
8/23/2022									
8/31/2022									
2/21/2023	0.048 (J)			0.041 (J)	0.039 (J)				
2/22/2023						0.07 (J)	0.063 (J)	0.045 (J)	0.076 (J)
2/23/2023		0.074 (J)	0.075 (J)						
8/1/2023	<0.1				<0.1	0.077 (J)			
8/2/2023							<0.1		
8/7/2023				<0.1				<0.1	0.11
8/8/2023		0.077 (J)	0.048 (J)						

Prediction Limit

Constituent: Fluoride, total (mg/L) Analysis Run 9/20/2023 3:31 PM View: Appendix III
 Plant Scherer Client: Southern Company Data: Scherer AP

	SGWA-4 (bg)	SGWC-6	SGWC-7	SGWC-8	SGWC-12	SGWC-20	SGWC-21	SGWC-13	SGWC-23
5/10/2016									
5/11/2016	0.108 (J)	0.133 (J)	0.245 (J)	0.362	0.11 (J)				
5/12/2016						0.259 (J)	0.079 (J)	0.042 (J)	0.0341 (J)
5/13/2016									
6/23/2016									
6/24/2016	0.08 (J)								
6/27/2016		0.21 (J)	0.23 (J)	0.45					
6/28/2016					0.18 (J)			0.15 (J)	
6/29/2016						0.45	0.15 (J)		0.04 (J)
6/30/2016									
8/16/2016									
8/17/2016	<0.1	0.14 (J)	0.22	0.54					
8/18/2016					0.12 (J)			<0.1	
8/19/2016									<0.1
8/22/2016						0.33	0.083 (J)		
10/13/2016									
10/14/2016									
10/17/2016	<0.1	0.11 (J)		0.51	0.082 (J)			<0.1	
10/18/2016			0.24			0.26	<0.1		<0.1
10/19/2016									
12/5/2016									
12/6/2016	0.091 (J)	0.14 (J)	0.26	0.58	0.11 (J)			<0.1	
12/7/2016							<0.1		<0.1
12/8/2016						0.28			
2/14/2017	0.1 (J)	0.2	0.17 (J)	0.39					
2/15/2017					0.13 (J)			<0.1	0.092 (J)
2/16/2017						0.28	0.12 (J)		
4/10/2017									
4/11/2017	<0.1								
4/12/2017		0.089 (J)	0.2	0.41	0.088 (J)			<0.1	
4/13/2017						0.2	<0.1		<0.1
6/26/2017	<0.1								
6/27/2017		0.085 (J)	0.23	0.47	0.1 (J)			<0.1	
6/28/2017						0.22	0.1 (J)		<0.1
10/10/2017									
10/11/2017	<0.1	0.089 (J)	0.21		<0.1			<0.1	
10/12/2017				0.47		0.18 (J)	<0.1		<0.1
3/26/2018									
3/27/2018	<0.1	<0.1	0.19 (J)	0.4	<0.1			<0.1	<0.1
3/28/2018						0.19 (J)	<0.1		
6/5/2018									
6/6/2018	<0.1	<0.1	0.2	0.4	<0.1				
6/7/2018						0.21	<0.1	<0.1	<0.1
6/8/2018									
10/5/2018									
10/8/2018	<0.1	<0.1			<0.1		<0.1	<0.1	<0.1
10/9/2018			0.2	0.47					
10/16/2018									
10/18/2018						0.23			
2/18/2019	0.066 (J)								
2/19/2019									0.055 (J)
2/20/2019		0.092 (J)	0.2	0.32	0.052 (J)	0.2	0.051 (J)	<0.1	

Prediction Limit

Constituent: Fluoride, total (mg/L) Analysis Run 9/20/2023 3:31 PM View: Appendix III
 Plant Scherer Client: Southern Company Data: Scherer AP

	SGWA-4 (bg)	SGWC-6	SGWC-7	SGWC-8	SGWC-12	SGWC-20	SGWC-21	SGWC-13	SGWC-23
3/28/2019	0.052 (J)								
3/29/2019									
4/1/2019			0.12 (J)	0.21	0.048 (J)			<0.1	
4/2/2019		0.1 (J)				0.15 (J)	0.066 (J)		0.036 (J)
9/12/2019									
9/13/2019									
9/16/2019	0.055 (J)	0.099 (J)			0.065 (J)				
9/17/2019			0.2	0.47		0.14	0.077 (J)	0.04 (J)	
9/18/2019									0.044 (J)
2/13/2020									
2/17/2020									
2/18/2020	0.068 (J)	0.11	0.2	0.38		0.16	0.073 (J)		0.082 (J)
2/19/2020					0.064 (J)			0.027 (J)	
2/20/2020									
3/17/2020									
3/18/2020	<0.1								
3/23/2020						0.25	0.11		
3/24/2020									0.081 (J)
3/25/2020		0.13		0.31					
3/26/2020			0.14		0.081 (J)				
3/27/2020								0.045 (J)	
9/14/2020	0.035 (J)	0.076 (J)	0.11	0.29	0.042 (J)			<0.1	
9/15/2020						0.15	0.061 (J)		0.052 (J)
2/9/2021	0.059 (J)	0.12	0.22	0.37	0.074 (J)			<0.1	
2/10/2021						0.19	0.049 (J)		0.046 (J)
3/30/2021						0.18	0.074 (J)		
3/31/2021	0.051 (J)								0.046 (J)
4/1/2021		0.14	0.25	0.38					
4/6/2021									
4/7/2021					0.066 (J)			0.053 (J)	
8/17/2021	0.093 (J)								
8/18/2021		0.19	0.31	0.48			0.12		0.11
8/19/2021						0.17		<0.1	
8/20/2021					0.082 (J)				
2/9/2022	0.083 (J)	0.19	0.27						
2/10/2022				0.44	0.06 (J)				0.066 (J)
2/11/2022						0.14	0.092 (J)	0.045 (J)	
2/14/2022									
8/17/2022									
8/18/2022	0.056 (J)		0.14	0.54	0.052 (J)			0.038 (J)	
8/19/2022		0.12							
8/22/2022						0.22	0.09 (J)		0.052 (J)
8/23/2022									
8/31/2022									
2/21/2023									
2/22/2023	0.6 (o)	0.11	0.16	0.52		0.13			
2/23/2023					0.089 (J)		0.087 (J)	0.077 (J)	0.089 (J)
8/1/2023		0.13							
8/2/2023								<0.1	
8/7/2023	0.07 (J)				0.078 (J)	0.18			
8/8/2023			0.21	0.78			0.097 (J)		0.077 (J)

Prediction Limit

Constituent: Fluoride, total (mg/L) Analysis Run 9/20/2023 3:31 PM View: Appendix III
 Plant Scherer Client: Southern Company Data: Scherer AP

	SGWC-14	SGWC-17	SGWC-15	SGWC-22	SGWC-16	SGWC-19	SGWC-18
5/10/2016							
5/11/2016							
5/12/2016	0.031 (J)	0.066 (J)	0.1071 (J)	0.029 (J)	0.011 (J)		
5/13/2016						0.0126 (J)	0.0343 (J)
6/23/2016							
6/24/2016							
6/27/2016							
6/28/2016	0.03 (J)		0.26 (J)		0.09 (J)		
6/29/2016		0.17 (J)		0.04 (J)		0.18 (J)	
6/30/2016							0.18 (J)
8/16/2016							
8/17/2016							
8/18/2016	<0.1	<0.1	0.14 (J)		<0.1		
8/19/2016				<0.1			
8/22/2016						<0.1	<0.1
10/13/2016							
10/14/2016							
10/17/2016	<0.1						
10/18/2016			0.12 (J)	<0.1	<0.1	<0.1	
10/19/2016		<0.1					<0.1
12/5/2016							
12/6/2016							
12/7/2016	<0.1	<0.1	0.13 (J)	<0.1	<0.1		<0.1
12/8/2016						<0.1	
2/14/2017							
2/15/2017	<0.1	0.089 (J)	0.12 (J)				
2/16/2017				0.1 (J)	<0.1	<0.1	<0.1
4/10/2017							
4/11/2017							
4/12/2017	<0.1		0.11 (J)				
4/13/2017		<0.1		<0.1	<0.1	<0.1	<0.1
6/26/2017							
6/27/2017	<0.1	<0.1	0.13 (J)		<0.1		
6/28/2017				<0.1		<0.1	<0.1
10/10/2017							
10/11/2017	<0.1						
10/12/2017		<0.1	0.13 (J)	<0.1	<0.1	<0.1	<0.1
3/26/2018							
3/27/2018	<0.1	<0.1	0.12 (J)		<0.1		
3/28/2018				<0.1		<0.1	<0.1
6/5/2018							
6/6/2018							
6/7/2018	<0.1	<0.1	0.14 (J)	<0.1	<0.1		
6/8/2018						<0.1	<0.1
10/5/2018							
10/8/2018	<0.1	<0.1		<0.1	<0.1		
10/9/2018						<0.1	
10/16/2018			0.14 (J)				
10/18/2018							<0.1
2/18/2019							
2/19/2019				<0.1			
2/20/2019	<0.1	0.034 (J)	0.33		<0.1	<0.1	<0.1

Prediction Limit

Constituent: Fluoride, total (mg/L) Analysis Run 9/20/2023 3:31 PM View: Appendix III
 Plant Scherer Client: Southern Company Data: Scherer AP

	SGWC-14	SGWC-17	SGWC-15	SGWC-22	SGWC-16	SGWC-19	SGWC-18
3/28/2019							
3/29/2019							
4/1/2019	<0.1		0.072 (J)				
4/2/2019		0.045 (J)		<0.1	<0.1	<0.1	0.05 (J)
9/12/2019							
9/13/2019							
9/16/2019							
9/17/2019	0.028 (J)	0.047 (J)	0.1		<0.1	<0.1	0.034 (J)
9/18/2019				0.028 (J)			
2/13/2020							
2/17/2020							
2/18/2020				<0.1			
2/19/2020	0.026 (J)	0.046 (J)	0.13		<0.1	<0.1	
2/20/2020							<0.1
3/17/2020							
3/18/2020							
3/23/2020						0.057 (J)	
3/24/2020		0.058 (J)		<0.1			
3/25/2020							
3/26/2020							0.091 (J)
3/27/2020	0.041 (J)		0.13		0.027 (J)		
9/14/2020							
9/15/2020	0.04 (J)	0.052 (J)	0.15	<0.1	0.037 (J)	<0.1	<0.1
2/9/2021	<0.1		0.14		<0.1		
2/10/2021		0.03 (J)		<0.1		<0.1	<0.1
3/30/2021						<0.1	0.1 (J)
3/31/2021			0.12	<0.1			
4/1/2021		0.051 (J)			<0.1		
4/6/2021	<0.1						
4/7/2021							
8/17/2021							
8/18/2021		0.087 (J)		0.054 (J)			0.099 (J)
8/19/2021	<0.1		0.12		0.038 (J)	<0.1	
8/20/2021							
2/9/2022							
2/10/2022				<0.1	<0.1		0.039 (J)
2/11/2022		0.064 (J)	0.14			<0.1	
2/14/2022	0.035 (J)						
8/17/2022							
8/18/2022							
8/19/2022	<0.1		0.11				
8/22/2022				0.038 (J)		0.041 (J)	
8/23/2022							0.1 (J)
8/31/2022		0.058 (J)			0.058 (J)		
2/21/2023							
2/22/2023		0.06 (J)				0.046 (J)	0.061 (J)
2/23/2023	0.068 (J)		0.11	0.075 (J)	0.045 (J)		
8/1/2023							
8/2/2023							
8/7/2023		0.076 (J)	0.13	0.04 (J)		<0.1	0.043 (J)
8/8/2023	<0.1				<0.1		

Prediction Limit

Constituent: pH (S.U.) Analysis Run 9/20/2023 3:31 PM View: Appendix III
 Plant Scherer Client: Southern Company Data: Scherer AP

	SGWA-1 (bg)	SGWA-2 (bg)	SGWA-25 (bg)	SGWA-24 (bg)	SGWA-3 (bg)	SGWA-5 (bg)	SGWC-11	SGWC-10	SGWC-8
2/13/2020	5.09	6.59		6.24					
2/17/2020			6.1			5.73			
2/18/2020					5.76		5.09		6.39
2/19/2020								5.07	
2/20/2020									
3/17/2020		6.83	6.02		5.87	5.62			
3/18/2020	5.37			6.4					
3/23/2020									
3/24/2020									
3/25/2020							5.16	5.26	6.35
3/26/2020									
3/27/2020									
5/19/2020	5.37	6.8	6.03	6.37	5.8	5.61			
9/14/2020	5.11	6.73	5.98	6.52	5.84	5.82	5.14	5.51	6.56
9/15/2020									
2/9/2021	5.25	6.75	6.06	6.4	5.8	5.53	5.24	5.23	6.35
2/10/2021									
3/30/2021	5.28	6.73		6.27					
3/31/2021					5.72	5.5		5.3	
4/1/2021									6.32
4/6/2021									
4/7/2021			6.12				5.18		
8/17/2021	5.26	6.84	6.08						
8/18/2021				6.45	5.85	5.51			6.48
8/19/2021							5.23	5.21	
8/20/2021									
2/9/2022	5.28	7.01	6.17		5.84	5.56			
2/10/2022				6.38			5.11		6.47
2/11/2022								5.13	
2/14/2022									
8/17/2022	5.16	6.79							
8/18/2022			6.03	6.32	5.64	5.43	5.06		6.8
8/19/2022								5.22	
8/22/2022									
8/23/2022									
8/31/2022									
10/25/2022									
10/31/2022									
11/16/2022									
2/21/2023	5.28				5.82	5.6			
2/22/2023		6.85					5.1	5.23	6.51
2/23/2023			6.04	6.33					
8/1/2023	5.3	6.77				5.48			
8/2/2023							5.09		
8/7/2023					5.84			5.2	
8/8/2023			6.06	6.35					6.66

Prediction Limit

Constituent: pH (S.U.) Analysis Run 9/20/2023 3:31 PM View: Appendix III

Plant Scherer Client: Southern Company Data: Scherer AP

	SGWC-9	SGWC-12	SGWA-4 (bg)	SGWC-7	SGWC-6	SGWC-15	SGWC-22	SGWC-16	SGWC-14
5/10/2016									
5/11/2016	6.24	6.28	6.49	6.66	6.39				
5/12/2016						4.76	5.675 (D)	5.29	5.79
5/13/2016									
8/16/2016									
8/17/2016			6.42	6.55	6.28				
8/18/2016		6.23				4.73		5.3	5.75
8/19/2016							5.65		
8/22/2016	6.15								
10/13/2016									
10/14/2016									
10/17/2016		6.27	6.44		6.3				5.73
10/18/2016	6.11			6.59		4.62	5.71	5.23	
10/19/2016									
12/5/2016									
12/6/2016		6.28	6.48	6.51	6.3				
12/7/2016	6.14					4.63	5.71	5.31	5.75
12/8/2016									
2/14/2017			6.18	6.3	6.31				
2/15/2017		6.21				4.51			5.58
2/16/2017	5.95						5.7	4.77	
4/10/2017									
4/11/2017			6.49						
4/12/2017		6.15		6.43	6.23	4.67			5.85
4/13/2017	6.09						5.7	5.28	
6/26/2017			6.48						
6/27/2017	6.09	6.23		6.56	6.23	4.66		5.22	5.86
6/28/2017							5.66		
10/10/2017									
10/11/2017		6.26	6.42	6.4	6.09				5.98
10/12/2017	6.16					4.76	5.73	5.43	
3/26/2018									
3/27/2018		6.32	6.53	6.6	6.2	4.61		5.28	5.87
3/28/2018	6.3						5.89		
6/5/2018									
6/6/2018	6.12	6.1	6.7	6.56	5.99				
6/7/2018						4.62	5.66	5.26	5.81
6/8/2018									
10/5/2018									
10/8/2018		6.16	6.53		6.3		5.74	5.29	5.83
10/9/2018	6.06			6.56					
10/16/2018						4.59			
10/18/2018									
3/28/2019			6.53						
3/29/2019									
4/1/2019	6.11	6.14		6.57		4.72			5.89
4/2/2019					6.25		5.65	5.27	
9/12/2019									
9/13/2019									
9/16/2019	6.11	6.18	6.44		6.26				
9/17/2019				6.41		4.65		5.26	5.78
9/18/2019							5.66		

Prediction Limit

Constituent: pH (S.U.) Analysis Run 9/20/2023 3:31 PM View: Appendix III

Plant Scherer Client: Southern Company Data: Scherer AP

	SGWC-9	SGWC-12	SGWA-4 (bg)	SGWC-7	SGWC-6	SGWC-15	SGWC-22	SGWC-16	SGWC-14
2/13/2020									
2/17/2020									
2/18/2020			6.38	6.35	6.32		5.59		
2/19/2020	6.03	6.07				4.58		5.16	5.75
2/20/2020									
3/17/2020									
3/18/2020			6.36						
3/23/2020									
3/24/2020							5.62		
3/25/2020	6.01				6.31				
3/26/2020		6.1		6.52					
3/27/2020						4.51		5.17	5.74
5/19/2020			6.38						
9/14/2020	6.33	6.11	6.4	6.31	6.29				
9/15/2020						4.87	5.65	5.56	6.01
2/9/2021	6.21	6.13	6.38	6.42	6.34	4.26		5.22	5.85
2/10/2021							5.58		
3/30/2021									
3/31/2021	6.2		6.33			4.77	5.73		
4/1/2021				6.44	6.31			5.24	
4/6/2021									5.84
4/7/2021		6.44							
8/17/2021			6.41						
8/18/2021				6.61	6.33		5.76		
8/19/2021	6.22					4.63		5.28	5.86
8/20/2021		6.13							
2/9/2022			6.38	6.77	6.33				
2/10/2022	6.25	6.19					5.78	5.21	
2/11/2022						4.59			
2/14/2022									5.77
8/17/2022									
8/18/2022	6.52	6.12	6.35	6.77					
8/19/2022					6.24	4.61			5.62
8/22/2022							5.62		
8/23/2022									
8/31/2022								5.1	
10/25/2022								5.23	
10/31/2022							5.72		
11/16/2022								5.17	
2/21/2023									
2/22/2023	6.14		6.36	6.51	6.28				
2/23/2023		6.04				4.59	5.72	5.13	5.72
8/1/2023					6.21				
8/2/2023									
8/7/2023	6.29	5.83	6.39			4.55	5.7		
8/8/2023				6.5				5.15	5.73

Prediction Limit

Constituent: pH (S.U.) Analysis Run 9/20/2023 3:31 PM View: Appendix III

Plant Scherer Client: Southern Company Data: Scherer AP

	SGWC-17	SGWC-23	SGWC-13	SGWC-21	SGWC-20	SGWC-19	SGWC-18
5/10/2016							
5/11/2016							
5/12/2016	6.21	6.18	6.09	5.95	4.36		
5/13/2016						5.55	4.7
8/16/2016							
8/17/2016							
8/18/2016	6.24		6				
8/19/2016		5.84					
8/22/2016				5.96	4.37	5.5	4.68
10/13/2016							
10/14/2016							
10/17/2016			6.01				
10/18/2016		5.89		5.9	4.26	5.46	
10/19/2016	6.2						4.65
12/5/2016							
12/6/2016			5.98				
12/7/2016	6.19	5.87		6.03			4.69
12/8/2016					4.28	5.39	
2/14/2017							
2/15/2017	6.25	6.04	5.74				
2/16/2017				6.03	4.29	5.32	4.77
4/10/2017							
4/11/2017							
4/12/2017			6.01				
4/13/2017	6.21	5.85		5.93	4.24	5.47	4.79
6/26/2017							
6/27/2017	6.27		6.05				
6/28/2017		5.9		6	4.28	5.5	4.78
10/10/2017							
10/11/2017			6.14				
10/12/2017	6.33	6.07		6.09	4.32	5.57	4.86
3/26/2018							
3/27/2018	6.26	5.99	6.25				
3/28/2018				6.08	4.25	5.74	4.74
6/5/2018							
6/6/2018							
6/7/2018	6.21	5.97	5.93	6.1	4.26		
6/8/2018						5.52	4.69
10/5/2018							
10/8/2018	6.17	5.94	6.02	6.14			
10/9/2018						5.51	
10/16/2018							
10/18/2018					4.3		4.7
3/28/2019							
3/29/2019							
4/1/2019			6.06				
4/2/2019	6.26	5.87		6.09	4.33	5.5	4.72
9/12/2019							
9/13/2019							
9/16/2019							
9/17/2019	6.23		5.98	6.27	4.37	5.55	4.77
9/18/2019		5.97					

Prediction Limit

Constituent: pH (S.U.) Analysis Run 9/20/2023 3:31 PM View: Appendix III
 Plant Scherer Client: Southern Company Data: Scherer AP

	SGWC-17	SGWC-23	SGWC-13	SGWC-21	SGWC-20	SGWC-19	SGWC-18
2/13/2020							
2/17/2020							
2/18/2020		5.95		6.06	4.3		
2/19/2020	6.16		5.94			5.53	
2/20/2020							4.64
3/17/2020							
3/18/2020							
3/23/2020				6.12	4.19	5.51	
3/24/2020	6.21	6					
3/25/2020							
3/26/2020							4.74
3/27/2020			5.89				
5/19/2020							
9/14/2020			6				
9/15/2020	6.42	5.89		6.1	4.3	5.51	4.94
2/9/2021			5.98				
2/10/2021	6.23	5.85		6.21	4.22	5.55	4.8
3/30/2021				6.17	4.32	5.57	4.82
3/31/2021		5.93					
4/1/2021	6.25						
4/6/2021							
4/7/2021			6.07				
8/17/2021							
8/18/2021	6.26	6.01		6.26			4.83
8/19/2021			5.99		4.28	5.61	
8/20/2021							
2/9/2022							
2/10/2022		6.13					4.86
2/11/2022	6.39		6.02	6.31	4.27	5.65	
2/14/2022							
8/17/2022							
8/18/2022			5.78				
8/19/2022							
8/22/2022		5.91		6.17	4.3	5.54	
8/23/2022							4.8
8/31/2022	6.26						
10/25/2022	6.27						
10/31/2022		6		6.29	4.32	5.53	4.89
11/16/2022	6.23						
2/21/2023							
2/22/2023	6.23				4.38	5.53	5
2/23/2023		6	5.94	6.19			
8/1/2023							
8/2/2023			5.92				
8/7/2023	6.25				4.29	5.45	4.83
8/8/2023		5.92		6.29			

Prediction Limit

Constituent: Sulfate, total (mg/L) Analysis Run 9/20/2023 3:31 PM View: Appendix III

Plant Scherer Client: Southern Company Data: Scherer AP

	SGWA-1 (bg)	SGWA-24 (bg)	SGWA-25 (bg)	SGWA-3 (bg)	SGWA-5 (bg)	SGWA-2 (bg)	SGWC-9	SGWC-7	SGWC-6
5/10/2016	0.6766 (J)	<1	0.686 (J)	2.82	0.4716 (J)	0.4053 (J)			
5/11/2016							313	21.6	0.866 (J)
5/12/2016									
5/13/2016									
6/23/2016	0.94 (J)	0.3 (J)			0.46 (J)	0.55 (J)			
6/24/2016				2.3					
6/27/2016			0.61 (J)					17	0.86 (J)
6/28/2016									
6/29/2016							280		
6/30/2016									
8/16/2016	1.2	<1		1.5	<1	<1			
8/17/2016			<1					19	<1
8/18/2016									
8/19/2016									
8/22/2016							300		
10/13/2016	2.9	<1							
10/14/2016			<1	1.2	<1	<1			
10/17/2016									<1
10/18/2016							280	17	
10/19/2016									
12/5/2016		<1							
12/6/2016	3.2		<1	1.3	<1	<1		18	<1
12/7/2016							280		
12/8/2016									
2/14/2017	0.76 (J)	<1	<1	1.9	<1	<1		21	1
2/15/2017									
2/16/2017							300		
4/10/2017		<1							
4/11/2017	<1		<1	1.3	<1	<1			
4/12/2017								18	<1
4/13/2017							280		
6/26/2017	0.74 (J)	<1		1.5	<1	<1			
6/27/2017			<1				340	19	<1
6/28/2017									
10/10/2017	0.76 (J)	<1				<1			
10/11/2017			<1	0.98 (J)	<1			15	<1
10/12/2017							310		
6/5/2018	<1	<1	<1		<1	<1			
6/6/2018				1.8			320	14	<1
6/7/2018									
6/8/2018									
10/16/2018									
10/18/2018									
12/13/2018	<1	<1	<1	1.4	<1	<1			
12/14/2018								10	<1
12/17/2018							330		
3/28/2019			<1	1.9	<1				
3/29/2019	<1	<1				0.65 (J)			
4/1/2019							310	16	
4/2/2019									1.3
9/12/2019					<1				
9/13/2019		<1							

Prediction Limit

Constituent: Sulfate, total (mg/L) Analysis Run 9/20/2023 3:31 PM View: Appendix III
 Plant Scherer Client: Southern Company Data: Scherer AP

	SGWA-1 (bg)	SGWA-24 (bg)	SGWA-25 (bg)	SGWA-3 (bg)	SGWA-5 (bg)	SGWA-2 (bg)	SGWC-9	SGWC-7	SGWC-6
9/16/2019	0.98 (J)		<1	0.92 (J)		0.68 (J)	310		0.53 (J)
9/17/2019								8.7	
9/18/2019									
3/17/2020			0.61 (J)	1.6	0.55 (J)	0.78 (J)			
3/18/2020	1.2	0.45 (J)							
3/23/2020									
3/24/2020									
3/25/2020							300		0.58 (J)
3/26/2020								15	
3/27/2020									
9/14/2020	0.58 (J)	<1	<1	0.82 (J)	<1	<1	220	17	0.46 (J)
9/15/2020									
3/30/2021	1.2	<1				<1			
3/31/2021				1.1	<1		240		
4/1/2021								18	<1
4/6/2021									
4/7/2021			<1						
8/17/2021	<1		<1			<1			
8/18/2021		1		0.9 (J)	<1			12	<1
8/19/2021							160		
8/20/2021									
2/9/2022	1		<1	1.3	<1	1.2		7.1	0.88 (J)
2/10/2022		<1					190		
2/11/2022									
2/14/2022									
8/17/2022	0.94 (J)					0.87 (J)			
8/18/2022		<1	<1	<1	<1		200	5.3	
8/19/2022									<1
8/22/2022									
8/23/2022									
8/31/2022									
2/21/2023	1.3			1.6	1.2				
2/22/2023						1.4	200	6.7	1.4
2/23/2023		1.6	1.3						
8/1/2023	0.48 (J)				<1	0.48 (J)			0.4 (J)
8/2/2023									
8/7/2023				0.64 (J)			200		
8/8/2023		<1	<1					4.5	

Prediction Limit

Constituent: Sulfate, total (mg/L) Analysis Run 9/20/2023 3:31 PM View: Appendix III
 Plant Scherer Client: Southern Company Data: Scherer AP

	SGWA-4 (bg)	SGWC-12	SGWC-10	SGWC-11	SGWC-8	SGWC-22	SGWC-21	SGWC-17	SGWC-13
9/16/2019	1.1	44		0.72 (J)					
9/17/2019			2.3		77		99	200	79
9/18/2019						100			
3/17/2020									
3/18/2020	1.3								
3/23/2020							120		
3/24/2020						100		190	
3/25/2020			14	0.58 (J)	62				
3/26/2020		44							
3/27/2020									81
9/14/2020	0.96 (J)	41	2.2	0.59 (J)	81				89
9/15/2020						110	130	190	
3/30/2021							140		
3/31/2021	1.1		15			120			
4/1/2021					74			210	
4/6/2021									
4/7/2021		54		1.3					96
8/17/2021	1.1								
8/18/2021					78	110	130	200	
8/19/2021			2.2	<1					82
8/20/2021		60							
2/9/2022	1.1								
2/10/2022		41		<1	80	100			
2/11/2022			2.1				120	190	94
2/14/2022									
8/17/2022									
8/18/2022	<1	50		<1	78				95
8/19/2022			4.5						
8/22/2022						110	130		
8/23/2022									
8/31/2022								220	
2/21/2023									
2/22/2023	1.4		18	3.1	52			230	
2/23/2023		57				120	120		96
8/1/2023									
8/2/2023				4.8					100
8/7/2023	0.53 (J)	54	7.1			110		240	
8/8/2023					41		110		

Prediction Limit

Constituent: Sulfate, total (mg/L) Analysis Run 9/20/2023 3:31 PM View: Appendix III
 Plant Scherer Client: Southern Company Data: Scherer AP

	SGWC-16	SGWC-20	SGWC-14	SGWC-23	SGWC-15	SGWC-19	SGWC-18
5/10/2016							
5/11/2016							
5/12/2016	9.9	255	194	131	194		
5/13/2016						212	484
6/23/2016							
6/24/2016							
6/27/2016							
6/28/2016	11		200		200		
6/29/2016		270		120		220	
6/30/2016							490
8/16/2016							
8/17/2016							
8/18/2016	14		180		190		
8/19/2016				120			
8/22/2016		270				220	500
10/13/2016							
10/14/2016							
10/17/2016			190				
10/18/2016	15	240		130	190	210	
10/19/2016							520
12/5/2016							
12/6/2016							
12/7/2016	17		200	140	200		510
12/8/2016		240				220	
2/14/2017							
2/15/2017			190	120	190		
2/16/2017	17	230				210	450
4/10/2017							
4/11/2017							
4/12/2017			170		170		
4/13/2017	15	220		100		190	380
6/26/2017							
6/27/2017	19		200		200		
6/28/2017		240		120		220	390
10/10/2017							
10/11/2017			190				
10/12/2017	20	210		120	190	210	430
6/5/2018							
6/6/2018							
6/7/2018	25	210	190	100	190		
6/8/2018						220	870
10/16/2018					200		
10/18/2018		210					1200
12/13/2018							
12/14/2018			190				
12/17/2018	28			96		270	
3/28/2019							
3/29/2019							
4/1/2019			180		190		
4/2/2019	31	220		95		240	1100
9/12/2019							
9/13/2019							

Prediction Limit

Constituent: Sulfate, total (mg/L) Analysis Run 9/20/2023 3:31 PM View: Appendix III
 Plant Scherer Client: Southern Company Data: Scherer AP

	SGWC-16	SGWC-20	SGWC-14	SGWC-23	SGWC-15	SGWC-19	SGWC-18
9/16/2019							
9/17/2019	33	220	200		220	260	1100
9/18/2019				95			
3/17/2020							
3/18/2020							
3/23/2020		220				250	
3/24/2020				71			
3/25/2020							
3/26/2020							1000
3/27/2020	35		180		190		
9/14/2020							
9/15/2020	36	200	180	72	190	250	860
3/30/2021		220				270	960
3/31/2021				75	200		
4/1/2021	37						
4/6/2021			190				
4/7/2021							
8/17/2021							
8/18/2021				66			940
8/19/2021	38	230	190		200	280	
8/20/2021							
2/9/2022							
2/10/2022	45			73			890
2/11/2022		230			200	260	
2/14/2022			220				
8/17/2022							
8/18/2022							
8/19/2022			200		180		
8/22/2022		220		61		260	
8/23/2022							910
8/31/2022	49						
2/21/2023							
2/22/2023		230				260	790
2/23/2023	55		210	64	190		
8/1/2023							
8/2/2023							
8/7/2023		240			190	260	760
8/8/2023	59		210	55			

Prediction Limit

Constituent: Total Dissolved Solids [TDS] (mg/L) Analysis Run 9/20/2023 3:31 PM View: Appendix III

Plant Scherer Client: Southern Company Data: Scherer AP

	SGWA-1 (bg)	SGWA-24 (bg)	SGWA-25 (bg)	SGWA-3 (bg)	SGWA-5 (bg)	SGWA-2 (bg)	SGWC-9	SGWC-7	SGWC-6
5/10/2016	44	110	100	59	64	96			
5/11/2016							527	222	104
5/12/2016									
5/13/2016									
6/23/2016	38	118			58	91			
6/24/2016				39					
6/27/2016			117					275	112
6/28/2016									
6/29/2016							562		
6/30/2016									
8/16/2016	22	110		38	52	100			
8/17/2016			86					220	86
8/18/2016									
8/19/2016									
8/22/2016							500		
10/13/2016	66	120							
10/14/2016			80	34	58	100			
10/17/2016									60
10/18/2016							490	210	
10/19/2016									
12/5/2016		110							
12/6/2016	54		110	70	72	110		250	90
12/7/2016							510		
12/8/2016									
2/14/2017	18	86	98	32	52	76		210	54
2/15/2017									
2/16/2017							520		
4/10/2017		120							
4/11/2017	50		110	64	78	120			
4/12/2017								200	64
4/13/2017							590		
6/26/2017	60	130		64	80	110			
6/27/2017			18				550	180	40
6/28/2017									
10/10/2017	36	110				100			
10/11/2017			94	42	64			210	82
10/12/2017							560		
6/5/2018	8	76	80		50	74			
6/6/2018				46			590	210	100
6/7/2018									
6/8/2018									
10/16/2018									
10/18/2018									
12/13/2018	16	100	4 (J)	4 (J)	58	110			
12/14/2018								170	44
12/17/2018							510		
3/28/2019			79	43	58				
3/29/2019	<10	110				72			
4/1/2019							580	200	
4/2/2019									91
9/12/2019					22				
9/13/2019		200							

Prediction Limit

Constituent: Total Dissolved Solids [TDS] (mg/L) Analysis Run 9/20/2023 3:31 PM View: Appendix III
 Plant Scherer Client: Southern Company Data: Scherer AP

	SGWA-1 (bg)	SGWA-24 (bg)	SGWA-25 (bg)	SGWA-3 (bg)	SGWA-5 (bg)	SGWA-2 (bg)	SGWC-9	SGWC-7	SGWC-6
9/16/2019	17		42	19		91	550		76
9/17/2019								140	
9/18/2019									
3/17/2020			98	52	30	100			
3/18/2020	25	110							
3/23/2020									
3/24/2020									
3/25/2020							540		94
3/26/2020								180	
3/27/2020									
9/14/2020	20	95	71	55	36	93	470	200	99
9/15/2020									
3/30/2021	32	110				110			
3/31/2021				57	35		430		
4/1/2021								200	83
4/6/2021									
4/7/2021			95						
8/17/2021	27		97			110			
8/18/2021		120		66	53			210	140
8/19/2021							380		
8/20/2021									
2/9/2022	45		93	54	60	100		170	130
2/10/2022		130					410		
2/11/2022									
2/14/2022									
8/17/2022	82					130			
8/18/2022		170	88	64	94		470	200	
8/19/2022									150
8/22/2022									
8/23/2022									
11/16/2022									
2/21/2023	41			55	65				
2/22/2023						100	430	170	120
2/23/2023		130	90						
8/1/2023	61				80	110			100
8/2/2023									
8/7/2023				59			430		
8/8/2023		130	91					170	

Prediction Limit

Constituent: Total Dissolved Solids [TDS] (mg/L) Analysis Run 9/20/2023 3:31 PM View: Appendix III
 Plant Scherer Client: Southern Company Data: Scherer AP

	SGWA-4 (bg)	SGWC-12	SGWC-10	SGWC-11	SGWC-8	SGWC-22	SGWC-21	SGWC-17	SGWC-13
9/16/2019	57	200		<10					
9/17/2019			17		380		290	380	170
9/18/2019						470			
3/17/2020									
3/18/2020	140								
3/23/2020							330		
3/24/2020						250		430	
3/25/2020			59	38	360				
3/26/2020		200							
3/27/2020									200
9/14/2020	110	190	45	39	360				190
9/15/2020						250	390	440	
3/30/2021							380		
3/31/2021	120		64			240			
4/1/2021					360			410	
4/6/2021									
4/7/2021		210		40					200
8/17/2021	130								
8/18/2021					410	260	380	450	
8/19/2021			54	36					210
8/20/2021		220							
2/9/2022	110								
2/10/2022		210		39	400	250			
2/11/2022			44				350	440	200
2/14/2022									
8/17/2022									
8/18/2022	140	230		54	420				240
8/19/2022			63						
8/22/2022						3400	380		
8/23/2022									
11/16/2022								430	
2/21/2023									
2/22/2023	120		56	41	350			470	
2/23/2023		220				260	350		230
8/1/2023									
8/2/2023				52					220
8/7/2023	130	210	60			300		470	
8/8/2023					360		360		

Prediction Limit

Constituent: Total Dissolved Solids [TDS] (mg/L) Analysis Run 9/20/2023 3:31 PM View: Appendix III
 Plant Scherer Client: Southern Company Data: Scherer AP

	SGWC-16	SGWC-20	SGWC-14	SGWC-23	SGWC-15	SGWC-19	SGWC-18
5/10/2016							
5/11/2016							
5/12/2016	46	386	309	288	298		
5/13/2016						366	728
6/23/2016							
6/24/2016							
6/27/2016							
6/28/2016	60		333		337		
6/29/2016		436		272		370	
6/30/2016							742
8/16/2016							
8/17/2016							
8/18/2016	48		320		310		
8/19/2016				290			
8/22/2016		290				350	670
10/13/2016							
10/14/2016							
10/17/2016			320				
10/18/2016	60	200		270	320	340	
10/19/2016							700
12/5/2016							
12/6/2016							
12/7/2016	64		340	300	270		720
12/8/2016		370				350	
2/14/2017							
2/15/2017			340	260	310		
2/16/2017	40	350				340	600
4/10/2017							
4/11/2017							
4/12/2017			300		280		
4/13/2017	76	380		300		350	640
6/26/2017							
6/27/2017	50		320		290		
6/28/2017		320		250		340	540
10/10/2017							
10/11/2017			340				
10/12/2017	68	350		280	330	370	640
6/5/2018							
6/6/2018							
6/7/2018	74	320	340	220	310		
6/8/2018						320	820
10/16/2018					350		
10/18/2018		370					1200
12/13/2018							
12/14/2018			280				
12/17/2018	42			30		250	
3/28/2019							
3/29/2019							
4/1/2019			330		330		
4/2/2019	73	370		250		420	1700
9/12/2019							
9/13/2019							

Prediction Limit

Constituent: Total Dissolved Solids [TDS] (mg/L) Analysis Run 9/20/2023 3:31 PM View: Appendix III
 Plant Scherer Client: Southern Company Data: Scherer AP

	SGWC-16	SGWC-20	SGWC-14	SGWC-23	SGWC-15	SGWC-19	SGWC-18
9/16/2019							
9/17/2019	59	320	310		320	400	1600
9/18/2019				490			
3/17/2020							
3/18/2020							
3/23/2020		330				390	
3/24/2020				210			
3/25/2020							
3/26/2020							1600
3/27/2020	99		330		330		
9/14/2020							
9/15/2020	90	350	360	210	340	450	1500
3/30/2021		350				420	1500
3/31/2021				220	300		
4/1/2021	88						
4/6/2021			320				
4/7/2021							
8/17/2021							
8/18/2021				210			1400
8/19/2021	100	340	370		320	440	
8/20/2021							
2/9/2022							
2/10/2022	100			230			1400
2/11/2022		350			310	440	
2/14/2022			360				
8/17/2022							
8/18/2022							
8/19/2022			370		320		
8/22/2022		370		220		450	
8/23/2022							1300
11/16/2022	110						
2/21/2023							
2/22/2023		350				440	1200
2/23/2023	130		390	210	300		
8/1/2023							
8/2/2023							
8/7/2023		350			360	420	1200
8/8/2023	130		360	210			

FIGURE E.

Appendix III Trend Tests - Prediction Limit Exceedances - Significant Results

Plant Scherer Client: Southern Company Data: Scherer AP Printed 9/20/2023, 3:00 PM

Constituent	Well	Slope	Calc.	Critical	Sig.	N	%NDs	Normality	Xform	Alpha	Method
Boron, total (mg/L)	SGWC-10	0.01788	136	87	Yes	21	9.524	n/a	n/a	0.01	NP
Boron, total (mg/L)	SGWC-11	0.05246	184	87	Yes	21	0	n/a	n/a	0.01	NP
Boron, total (mg/L)	SGWC-16	0.0174	99	87	Yes	21	0	n/a	n/a	0.01	NP
Boron, total (mg/L)	SGWC-18	0.5455	164	87	Yes	21	0	n/a	n/a	0.01	NP
Boron, total (mg/L)	SGWC-20	-0.0671	-89	-87	Yes	21	0	n/a	n/a	0.01	NP
Boron, total (mg/L)	SGWC-21	-0.03848	-89	-87	Yes	21	0	n/a	n/a	0.01	NP
Boron, total (mg/L)	SGWC-22	0.02414	110	87	Yes	21	0	n/a	n/a	0.01	NP
Boron, total (mg/L)	SGWC-23	-0.02675	-92	-87	Yes	21	0	n/a	n/a	0.01	NP
Calcium, total (mg/L)	SGWA-2 (bg)	0.2657	112	87	Yes	21	0	n/a	n/a	0.01	NP
Calcium, total (mg/L)	SGWA-24 (bg)	0.6199	145	87	Yes	21	0	n/a	n/a	0.01	NP
Calcium, total (mg/L)	SGWA-4 (bg)	0.6354	129	87	Yes	21	0	n/a	n/a	0.01	NP
Calcium, total (mg/L)	SGWA-5 (bg)	0.05591	98	87	Yes	21	0	n/a	n/a	0.01	NP
Calcium, total (mg/L)	SGWC-13	0.9261	150	87	Yes	21	0	n/a	n/a	0.01	NP
Calcium, total (mg/L)	SGWC-17	3.609	176	87	Yes	21	0	n/a	n/a	0.01	NP
Calcium, total (mg/L)	SGWC-19	1.323	108	87	Yes	21	0	n/a	n/a	0.01	NP
Calcium, total (mg/L)	SGWC-21	1.305	104	87	Yes	21	0	n/a	n/a	0.01	NP
Calcium, total (mg/L)	SGWC-22	1.284	144	87	Yes	21	0	n/a	n/a	0.01	NP
Calcium, total (mg/L)	SGWC-9	-1.921	-89	-87	Yes	21	0	n/a	n/a	0.01	NP
Chloride, Total (mg/L)	SGWA-3 (bg)	-0.1338	-98	-87	Yes	21	0	n/a	n/a	0.01	NP
Chloride, Total (mg/L)	SGWC-12	0.1432	107	87	Yes	21	0	n/a	n/a	0.01	NP
Chloride, Total (mg/L)	SGWC-13	1.073	162	87	Yes	21	0	n/a	n/a	0.01	NP
Chloride, Total (mg/L)	SGWC-15	0.252	107	87	Yes	21	0	n/a	n/a	0.01	NP
Chloride, Total (mg/L)	SGWC-16	0.2841	124	87	Yes	21	0	n/a	n/a	0.01	NP
Chloride, Total (mg/L)	SGWC-18	1.609	134	87	Yes	21	0	n/a	n/a	0.01	NP
Chloride, Total (mg/L)	SGWC-21	0.6182	107	87	Yes	21	0	n/a	n/a	0.01	NP
Chloride, Total (mg/L)	SGWC-23	0.3445	112	87	Yes	21	0	n/a	n/a	0.01	NP
Chloride, Total (mg/L)	SGWC-7	-0.4285	-140	-87	Yes	21	0	n/a	n/a	0.01	NP
Chloride, Total (mg/L)	SGWC-9	1.345	156	87	Yes	21	0	n/a	n/a	0.01	NP
Fluoride, total (mg/L)	SGWA-4 (bg)	-0.004396	-111	-105	Yes	24	37.5	n/a	n/a	0.01	NP
Fluoride, total (mg/L)	SGWC-20	-0.019	-161	-111	Yes	25	0	n/a	n/a	0.01	NP
pH (S.U.)	SGWC-18	0.02655	141	105	Yes	24	0	n/a	n/a	0.01	NP
Sulfate, total (mg/L)	SGWA-3 (bg)	-0.1339	-88	-87	Yes	21	4.762	n/a	n/a	0.01	NP
Sulfate, total (mg/L)	SGWC-11	-0.1847	-99	-87	Yes	21	14.29	n/a	n/a	0.01	NP
Sulfate, total (mg/L)	SGWC-12	4.567	150	87	Yes	21	0	n/a	n/a	0.01	NP
Sulfate, total (mg/L)	SGWC-13	3.138	105	87	Yes	21	0	n/a	n/a	0.01	NP
Sulfate, total (mg/L)	SGWC-16	6.101	204	87	Yes	21	0	n/a	n/a	0.01	NP
Sulfate, total (mg/L)	SGWC-17	13.79	182	87	Yes	21	0	n/a	n/a	0.01	NP
Sulfate, total (mg/L)	SGWC-19	7.817	113	87	Yes	21	0	n/a	n/a	0.01	NP
Sulfate, total (mg/L)	SGWC-21	7.846	132	87	Yes	21	0	n/a	n/a	0.01	NP
Sulfate, total (mg/L)	SGWC-22	5.072	150	87	Yes	21	0	n/a	n/a	0.01	NP
Sulfate, total (mg/L)	SGWC-23	-10.29	-168	-87	Yes	21	0	n/a	n/a	0.01	NP
Sulfate, total (mg/L)	SGWC-7	-1.829	-128	-87	Yes	21	0	n/a	n/a	0.01	NP
Total Dissolved Solids [TDS] (mg/L)	SGWA-4 (bg)	6.246	105	87	Yes	21	0	n/a	n/a	0.01	NP
Total Dissolved Solids [TDS] (mg/L)	SGWC-13	8.612	111	87	Yes	21	0	n/a	n/a	0.01	NP
Total Dissolved Solids [TDS] (mg/L)	SGWC-14	6.595	89	87	Yes	21	0	n/a	n/a	0.01	NP
Total Dissolved Solids [TDS] (mg/L)	SGWC-17	20.74	170	87	Yes	21	0	n/a	n/a	0.01	NP
Total Dissolved Solids [TDS] (mg/L)	SGWC-19	14.46	96	87	Yes	21	0	n/a	n/a	0.01	NP
Total Dissolved Solids [TDS] (mg/L)	SGWC-22	10.1	123	87	Yes	21	0	n/a	n/a	0.01	NP
Total Dissolved Solids [TDS] (mg/L)	SGWC-23	-11.16	-101	-87	Yes	21	0	n/a	n/a	0.01	NP

Appendix III Trend Tests - Prediction Limit Exceedances - All Results

Plant Scherer Client: Southern Company Data: Scherer AP Printed 9/20/2023, 3:00 PM

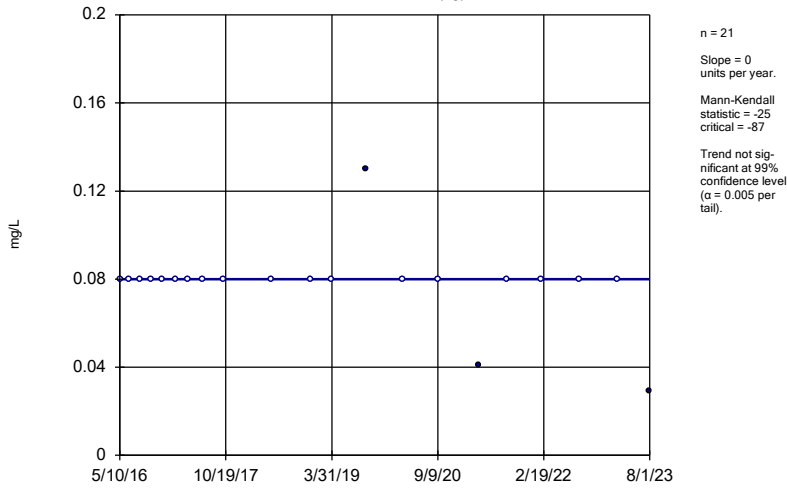
Constituent	Well	Slope	Calc.	Critical	Sig.	N	%NDs	Normality	Xform	Alpha	Method
Boron, total (mg/L)	SGWA-1 (bg)	0	-25	-87	No	21	85.71	n/a	n/a	0.01	NP
Boron, total (mg/L)	SGWA-2 (bg)	0	-25	-87	No	21	85.71	n/a	n/a	0.01	NP
Boron, total (mg/L)	SGWA-24 (bg)	0	7	87	No	21	90.48	n/a	n/a	0.01	NP
Boron, total (mg/L)	SGWA-25 (bg)	0	35	87	No	21	90.48	n/a	n/a	0.01	NP
Boron, total (mg/L)	SGWA-3 (bg)	0	1	87	No	21	85.71	n/a	n/a	0.01	NP
Boron, total (mg/L)	SGWA-4 (bg)	0	18	87	No	21	95.24	n/a	n/a	0.01	NP
Boron, total (mg/L)	SGWA-5 (bg)	0	-20	-87	No	21	95.24	n/a	n/a	0.01	NP
Boron, total (mg/L)	SGWC-10	0.01788	136	87	Yes	21	9.524	n/a	n/a	0.01	NP
Boron, total (mg/L)	SGWC-11	0.05246	184	87	Yes	21	0	n/a	n/a	0.01	NP
Boron, total (mg/L)	SGWC-13	0.002151	11	87	No	21	0	n/a	n/a	0.01	NP
Boron, total (mg/L)	SGWC-14	0.02814	72	87	No	21	0	n/a	n/a	0.01	NP
Boron, total (mg/L)	SGWC-15	-0.0255	-46	-87	No	21	0	n/a	n/a	0.01	NP
Boron, total (mg/L)	SGWC-16	0.0174	99	87	Yes	21	0	n/a	n/a	0.01	NP
Boron, total (mg/L)	SGWC-17	-0.00267	-9	-87	No	21	0	n/a	n/a	0.01	NP
Boron, total (mg/L)	SGWC-18	0.5455	164	87	Yes	21	0	n/a	n/a	0.01	NP
Boron, total (mg/L)	SGWC-19	0	16	87	No	21	0	n/a	n/a	0.01	NP
Boron, total (mg/L)	SGWC-20	-0.0671	-89	-87	Yes	21	0	n/a	n/a	0.01	NP
Boron, total (mg/L)	SGWC-21	-0.03848	-89	-87	Yes	21	0	n/a	n/a	0.01	NP
Boron, total (mg/L)	SGWC-22	0.02414	110	87	Yes	21	0	n/a	n/a	0.01	NP
Boron, total (mg/L)	SGWC-23	-0.02675	-92	-87	Yes	21	0	n/a	n/a	0.01	NP
Boron, total (mg/L)	SGWC-9	-0.01643	-45	-87	No	21	0	n/a	n/a	0.01	NP
Calcium, total (mg/L)	SGWA-1 (bg)	-0.0504	-42	-87	No	21	0	n/a	n/a	0.01	NP
Calcium, total (mg/L)	SGWA-2 (bg)	0.2657	112	87	Yes	21	0	n/a	n/a	0.01	NP
Calcium, total (mg/L)	SGWA-24 (bg)	0.6199	145	87	Yes	21	0	n/a	n/a	0.01	NP
Calcium, total (mg/L)	SGWA-25 (bg)	-0.2216	-83	-87	No	21	0	n/a	n/a	0.01	NP
Calcium, total (mg/L)	SGWA-3 (bg)	0.1461	70	87	No	21	0	n/a	n/a	0.01	NP
Calcium, total (mg/L)	SGWA-4 (bg)	0.6354	129	87	Yes	21	0	n/a	n/a	0.01	NP
Calcium, total (mg/L)	SGWA-5 (bg)	0.05591	98	87	Yes	21	0	n/a	n/a	0.01	NP
Calcium, total (mg/L)	SGWC-12	0	15	87	No	21	0	n/a	n/a	0.01	NP
Calcium, total (mg/L)	SGWC-13	0.9261	150	87	Yes	21	0	n/a	n/a	0.01	NP
Calcium, total (mg/L)	SGWC-14	0.309	46	87	No	21	0	n/a	n/a	0.01	NP
Calcium, total (mg/L)	SGWC-17	3.609	176	87	Yes	21	0	n/a	n/a	0.01	NP
Calcium, total (mg/L)	SGWC-18	-0.1652	-2	-87	No	21	0	n/a	n/a	0.01	NP
Calcium, total (mg/L)	SGWC-19	1.323	108	87	Yes	21	0	n/a	n/a	0.01	NP
Calcium, total (mg/L)	SGWC-21	1.305	104	87	Yes	21	0	n/a	n/a	0.01	NP
Calcium, total (mg/L)	SGWC-22	1.284	144	87	Yes	21	0	n/a	n/a	0.01	NP
Calcium, total (mg/L)	SGWC-8	0.3856	30	87	No	21	0	n/a	n/a	0.01	NP
Calcium, total (mg/L)	SGWC-9	-1.921	-89	-87	Yes	21	0	n/a	n/a	0.01	NP
Chloride, Total (mg/L)	SGWA-1 (bg)	0	-6	-87	No	21	0	n/a	n/a	0.01	NP
Chloride, Total (mg/L)	SGWA-2 (bg)	0	-11	-87	No	21	0	n/a	n/a	0.01	NP
Chloride, Total (mg/L)	SGWA-24 (bg)	0.1415	82	87	No	21	0	n/a	n/a	0.01	NP
Chloride, Total (mg/L)	SGWA-25 (bg)	-0.03153	-27	-87	No	21	0	n/a	n/a	0.01	NP
Chloride, Total (mg/L)	SGWA-3 (bg)	-0.1338	-98	-87	Yes	21	0	n/a	n/a	0.01	NP
Chloride, Total (mg/L)	SGWA-4 (bg)	0	16	87	No	21	0	n/a	n/a	0.01	NP
Chloride, Total (mg/L)	SGWA-5 (bg)	0.01525	30	87	No	21	0	n/a	n/a	0.01	NP
Chloride, Total (mg/L)	SGWC-10	0.0238	20	87	No	21	0	n/a	n/a	0.01	NP
Chloride, Total (mg/L)	SGWC-11	0.248	78	87	No	21	0	n/a	n/a	0.01	NP
Chloride, Total (mg/L)	SGWC-12	0.1432	107	87	Yes	21	0	n/a	n/a	0.01	NP
Chloride, Total (mg/L)	SGWC-13	1.073	162	87	Yes	21	0	n/a	n/a	0.01	NP
Chloride, Total (mg/L)	SGWC-14	0.143	58	87	No	21	0	n/a	n/a	0.01	NP
Chloride, Total (mg/L)	SGWC-15	0.252	107	87	Yes	21	0	n/a	n/a	0.01	NP
Chloride, Total (mg/L)	SGWC-16	0.2841	124	87	Yes	21	0	n/a	n/a	0.01	NP
Chloride, Total (mg/L)	SGWC-17	-0.03612	-36	-87	No	21	0	n/a	n/a	0.01	NP
Chloride, Total (mg/L)	SGWC-18	1.609	134	87	Yes	21	0	n/a	n/a	0.01	NP
Chloride, Total (mg/L)	SGWC-19	0.2342	64	87	No	21	0	n/a	n/a	0.01	NP
Chloride, Total (mg/L)	SGWC-20	-0.1589	-74	-87	No	21	0	n/a	n/a	0.01	NP
Chloride, Total (mg/L)	SGWC-21	0.6182	107	87	Yes	21	0	n/a	n/a	0.01	NP
Chloride, Total (mg/L)	SGWC-22	0.0788	76	87	No	21	0	n/a	n/a	0.01	NP
Chloride, Total (mg/L)	SGWC-23	0.3445	112	87	Yes	21	0	n/a	n/a	0.01	NP
Chloride, Total (mg/L)	SGWC-7	-0.4285	-140	-87	Yes	21	0	n/a	n/a	0.01	NP
Chloride, Total (mg/L)	SGWC-8	0	24	87	No	21	0	n/a	n/a	0.01	NP
Chloride, Total (mg/L)	SGWC-9	1.345	156	87	Yes	21	0	n/a	n/a	0.01	NP
Fluoride, total (mg/L)	SGWA-1 (bg)	0	-76	-111	No	25	84	n/a	n/a	0.01	NP
Fluoride, total (mg/L)	SGWA-2 (bg)	-0.004415	-65	-111	No	25	40	n/a	n/a	0.01	NP
Fluoride, total (mg/L)	SGWA-24 (bg)	-0.007522	-89	-111	No	25	40	n/a	n/a	0.01	NP
Fluoride, total (mg/L)	SGWA-25 (bg)	-0.002891	-66	-111	No	25	40	n/a	n/a	0.01	NP
Fluoride, total (mg/L)	SGWA-3 (bg)	0	-19	-111	No	25	64	n/a	n/a	0.01	NP
Fluoride, total (mg/L)	SGWA-4 (bg)	-0.004396	-111	-105	Yes	24	37.5	n/a	n/a	0.01	NP

Appendix III Trend Tests - Prediction Limit Exceedances - All Results Page 2

Plant Scherer Client: Southern Company Data: Scherer AP Printed 9/20/2023, 3:00 PM

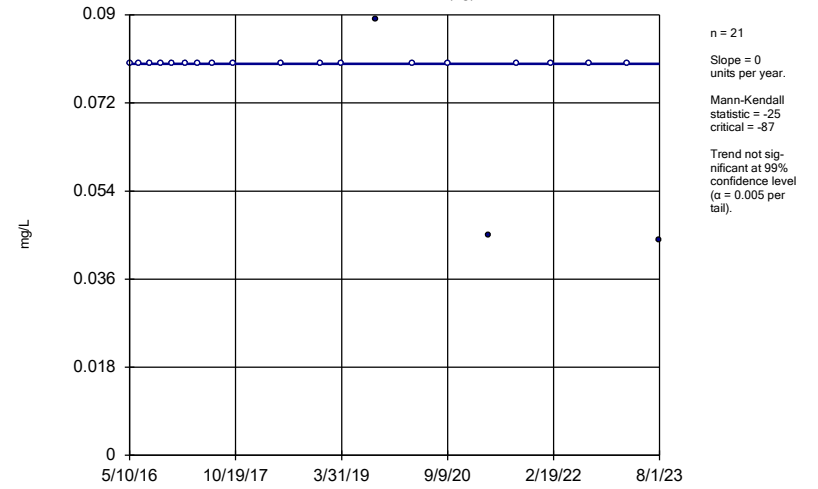
Constituent	Well	Slope	Calc.	Critical	Sig.	N	%NDs	Normality	Xform	Alpha	Method
Fluoride, total (mg/L)	SGWA-5 (bg)	0	-55	-111	No	25	76	n/a	n/a	0.01	NP
Fluoride, total (mg/L)	SGWC-20	-0.019	-161	-111	Yes	25	0	n/a	n/a	0.01	NP
Fluoride, total (mg/L)	SGWC-7	-0.005905	-51	-111	No	25	0	n/a	n/a	0.01	NP
Fluoride, total (mg/L)	SGWC-8	0	3	111	No	25	0	n/a	n/a	0.01	NP
pH (S.U.)	SGWA-1 (bg)	-0.0291	-88	-105	No	24	0	n/a	n/a	0.01	NP
pH (S.U.)	SGWA-2 (bg)	0.006167	34	105	No	24	0	n/a	n/a	0.01	NP
pH (S.U.)	SGWA-24 (bg)	0.005218	42	105	No	24	0	n/a	n/a	0.01	NP
pH (S.U.)	SGWA-25 (bg)	-0.01625	-101	-105	No	24	0	n/a	n/a	0.01	NP
pH (S.U.)	SGWA-3 (bg)	0.01901	77	105	No	24	0	n/a	n/a	0.01	NP
pH (S.U.)	SGWA-4 (bg)	-0.01552	-98	-105	No	24	0	n/a	n/a	0.01	NP
pH (S.U.)	SGWA-5 (bg)	-0.006851	-27	-105	No	24	0	n/a	n/a	0.01	NP
pH (S.U.)	SGWC-15	-0.01363	-69	-98	No	23	0	n/a	n/a	0.01	NP
pH (S.U.)	SGWC-18	0.02655	141	105	Yes	24	0	n/a	n/a	0.01	NP
pH (S.U.)	SGWC-20	0.001519	17	105	No	24	0	n/a	n/a	0.01	NP
Sulfate, total (mg/L)	SGWA-1 (bg)	0	-2	-87	No	21	23.81	n/a	n/a	0.01	NP
Sulfate, total (mg/L)	SGWA-2 (bg)	0	26	87	No	21	57.14	n/a	n/a	0.01	NP
Sulfate, total (mg/L)	SGWA-24 (bg)	0	29	87	No	21	80.95	n/a	n/a	0.01	NP
Sulfate, total (mg/L)	SGWA-25 (bg)	0	45	87	No	21	80.95	n/a	n/a	0.01	NP
Sulfate, total (mg/L)	SGWA-3 (bg)	-0.1339	-88	-87	Yes	21	4.762	n/a	n/a	0.01	NP
Sulfate, total (mg/L)	SGWA-4 (bg)	-0.1145	-87	-87	No	21	4.762	n/a	n/a	0.01	NP
Sulfate, total (mg/L)	SGWA-5 (bg)	0	48	87	No	21	80.95	n/a	n/a	0.01	NP
Sulfate, total (mg/L)	SGWC-10	0.00856	3	87	No	21	0	n/a	n/a	0.01	NP
Sulfate, total (mg/L)	SGWC-11	-0.1847	-99	-87	Yes	21	14.29	n/a	n/a	0.01	NP
Sulfate, total (mg/L)	SGWC-12	4.567	150	87	Yes	21	0	n/a	n/a	0.01	NP
Sulfate, total (mg/L)	SGWC-13	3.138	105	87	Yes	21	0	n/a	n/a	0.01	NP
Sulfate, total (mg/L)	SGWC-14	0.4782	38	87	No	21	0	n/a	n/a	0.01	NP
Sulfate, total (mg/L)	SGWC-15	0	-8	-87	No	21	0	n/a	n/a	0.01	NP
Sulfate, total (mg/L)	SGWC-16	6.101	204	87	Yes	21	0	n/a	n/a	0.01	NP
Sulfate, total (mg/L)	SGWC-17	13.79	182	87	Yes	21	0	n/a	n/a	0.01	NP
Sulfate, total (mg/L)	SGWC-18	63.62	57	87	No	21	0	n/a	n/a	0.01	NP
Sulfate, total (mg/L)	SGWC-19	7.817	113	87	Yes	21	0	n/a	n/a	0.01	NP
Sulfate, total (mg/L)	SGWC-20	-2.42	-53	-87	No	21	0	n/a	n/a	0.01	NP
Sulfate, total (mg/L)	SGWC-21	7.846	132	87	Yes	21	0	n/a	n/a	0.01	NP
Sulfate, total (mg/L)	SGWC-22	5.072	150	87	Yes	21	0	n/a	n/a	0.01	NP
Sulfate, total (mg/L)	SGWC-23	-10.29	-168	-87	Yes	21	0	n/a	n/a	0.01	NP
Sulfate, total (mg/L)	SGWC-7	-1.829	-128	-87	Yes	21	0	n/a	n/a	0.01	NP
Sulfate, total (mg/L)	SGWC-8	1.359	55	87	No	21	0	n/a	n/a	0.01	NP
Sulfate, total (mg/L)	SGWC-9	-14.46	-79	-87	No	21	0	n/a	n/a	0.01	NP
Total Dissolved Solids [TDS] (mg/L)	SGWA-1 (bg)	0.8835	10	87	No	21	4.762	n/a	n/a	0.01	NP
Total Dissolved Solids [TDS] (mg/L)	SGWA-2 (bg)	1.393	41	87	No	21	0	n/a	n/a	0.01	NP
Total Dissolved Solids [TDS] (mg/L)	SGWA-24 (bg)	2.127	54	87	No	21	0	n/a	n/a	0.01	NP
Total Dissolved Solids [TDS] (mg/L)	SGWA-25 (bg)	-1.592	-41	-87	No	21	0	n/a	n/a	0.01	NP
Total Dissolved Solids [TDS] (mg/L)	SGWA-3 (bg)	2.56	43	87	No	21	0	n/a	n/a	0.01	NP
Total Dissolved Solids [TDS] (mg/L)	SGWA-4 (bg)	6.246	105	87	Yes	21	0	n/a	n/a	0.01	NP
Total Dissolved Solids [TDS] (mg/L)	SGWA-5 (bg)	0	5	87	No	21	0	n/a	n/a	0.01	NP
Total Dissolved Solids [TDS] (mg/L)	SGWC-12	2.986	74	87	No	21	0	n/a	n/a	0.01	NP
Total Dissolved Solids [TDS] (mg/L)	SGWC-13	8.612	111	87	Yes	21	0	n/a	n/a	0.01	NP
Total Dissolved Solids [TDS] (mg/L)	SGWC-14	6.595	89	87	Yes	21	0	n/a	n/a	0.01	NP
Total Dissolved Solids [TDS] (mg/L)	SGWC-15	2.782	40	87	No	21	0	n/a	n/a	0.01	NP
Total Dissolved Solids [TDS] (mg/L)	SGWC-17	20.74	170	87	Yes	21	0	n/a	n/a	0.01	NP
Total Dissolved Solids [TDS] (mg/L)	SGWC-18	102.1	65	87	No	21	0	n/a	n/a	0.01	NP
Total Dissolved Solids [TDS] (mg/L)	SGWC-19	14.46	96	87	Yes	21	0	n/a	n/a	0.01	NP
Total Dissolved Solids [TDS] (mg/L)	SGWC-20	0	-8	-87	No	21	0	n/a	n/a	0.01	NP
Total Dissolved Solids [TDS] (mg/L)	SGWC-21	9.175	63	87	No	21	0	n/a	n/a	0.01	NP
Total Dissolved Solids [TDS] (mg/L)	SGWC-22	10.1	123	87	Yes	21	0	n/a	n/a	0.01	NP
Total Dissolved Solids [TDS] (mg/L)	SGWC-23	-11.16	-101	-87	Yes	21	0	n/a	n/a	0.01	NP
Total Dissolved Solids [TDS] (mg/L)	SGWC-8	-2.359	-34	-87	No	21	0	n/a	n/a	0.01	NP
Total Dissolved Solids [TDS] (mg/L)	SGWC-9	-15.01	-79	-87	No	21	0	n/a	n/a	0.01	NP

Sen's Slope Estimator
 SGWA-1 (bg)



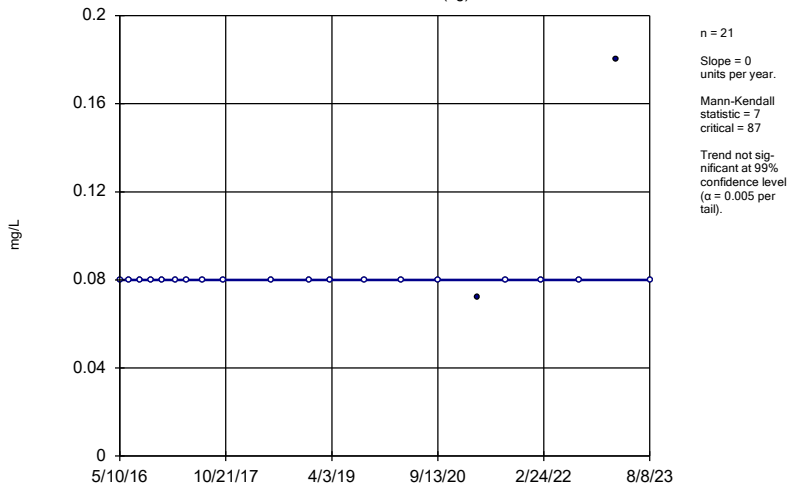
Constituent: Boron, total Analysis Run 9/20/2023 2:57 PM View: Appendix III Trend Test
 Plant Scherer Client: Southern Company Data: Scherer AP

Sen's Slope Estimator
 SGWA-2 (bg)



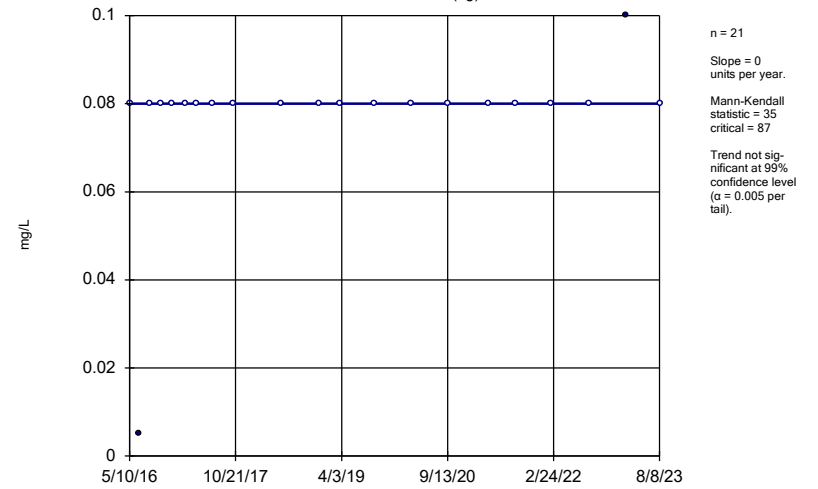
Constituent: Boron, total Analysis Run 9/20/2023 2:57 PM View: Appendix III Trend Test
 Plant Scherer Client: Southern Company Data: Scherer AP

Sen's Slope Estimator
 SGWA-24 (bg)



Constituent: Boron, total Analysis Run 9/20/2023 2:57 PM View: Appendix III Trend Test
 Plant Scherer Client: Southern Company Data: Scherer AP

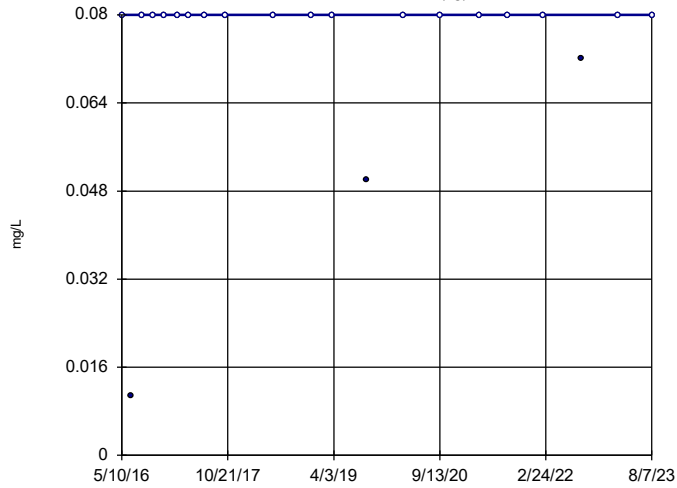
Sen's Slope Estimator
 SGWA-25 (bg)



Constituent: Boron, total Analysis Run 9/20/2023 2:57 PM View: Appendix III Trend Test
 Plant Scherer Client: Southern Company Data: Scherer AP

Sen's Slope Estimator

SGWA-3 (bg)

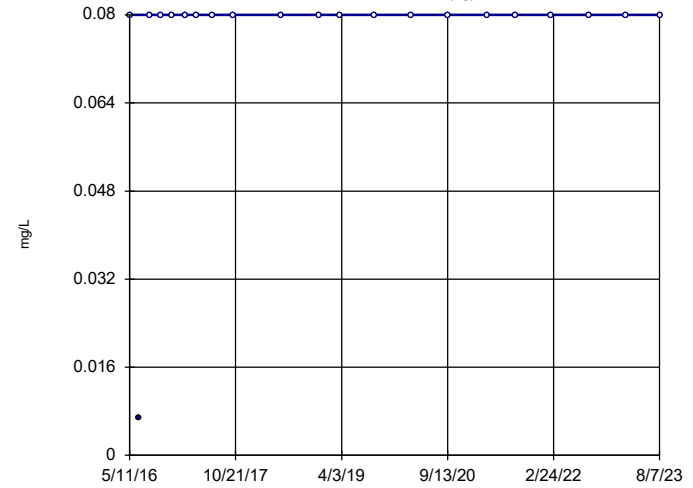


n = 21
 Slope = 0
 units per year.
 Mann-Kendall
 statistic = 1
 critical = 87
 Trend not sig-
 nificant at 99%
 confidence level
 ($\alpha = 0.005$ per
 tail).

Constituent: Boron, total Analysis Run 9/20/2023 2:57 PM View: Appendix III Trend Test
 Plant Scherer Client: Southern Company Data: Scherer AP

Sen's Slope Estimator

SGWA-4 (bg)

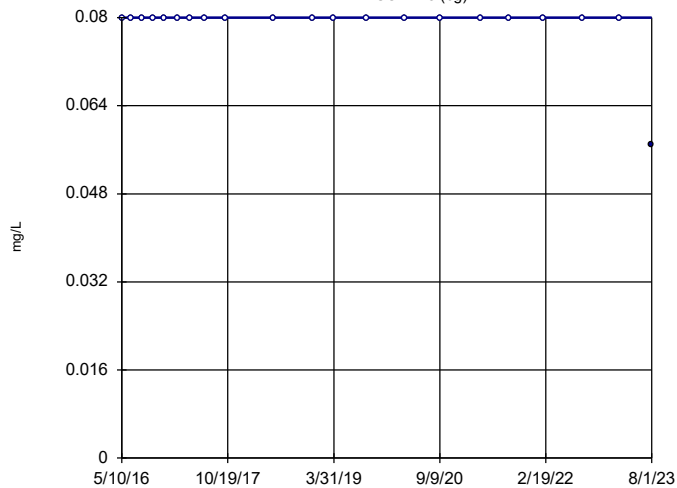


n = 21
 Slope = 0
 units per year.
 Mann-Kendall
 statistic = 18
 critical = 87
 Trend not sig-
 nificant at 99%
 confidence level
 ($\alpha = 0.005$ per
 tail).

Constituent: Boron, total Analysis Run 9/20/2023 2:57 PM View: Appendix III Trend Test
 Plant Scherer Client: Southern Company Data: Scherer AP

Sen's Slope Estimator

SGWA-5 (bg)

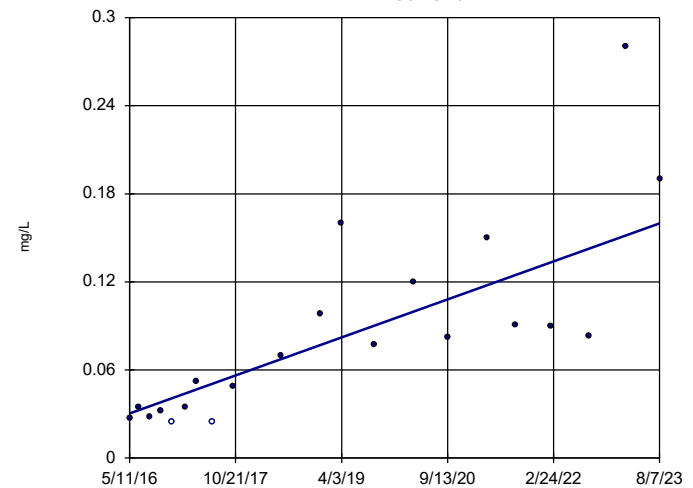


n = 21
 Slope = 0
 units per year.
 Mann-Kendall
 statistic = -20
 critical = -87
 Trend not sig-
 nificant at 99%
 confidence level
 ($\alpha = 0.005$ per
 tail).

Constituent: Boron, total Analysis Run 9/20/2023 2:57 PM View: Appendix III Trend Test
 Plant Scherer Client: Southern Company Data: Scherer AP

Sen's Slope Estimator

SGWC-10

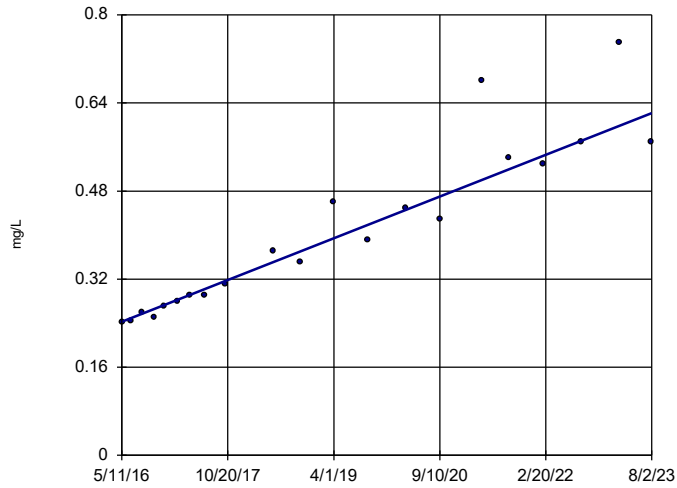


n = 21
 Slope = 0.01788
 units per year.
 Mann-Kendall
 statistic = 136
 critical = 87
 Increasing trend
 significant at 99%
 confidence level
 ($\alpha = 0.005$ per
 tail).

Constituent: Boron, total Analysis Run 9/20/2023 2:57 PM View: Appendix III Trend Test
 Plant Scherer Client: Southern Company Data: Scherer AP

Sen's Slope Estimator

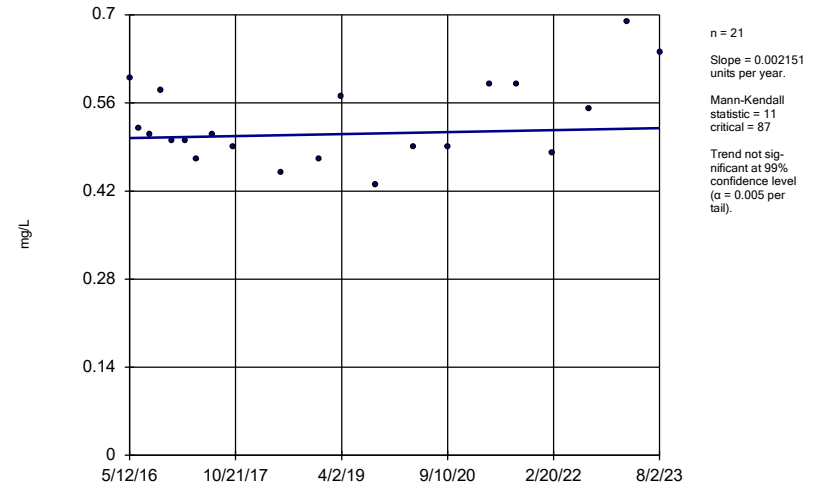
SGWC-11



Constituent: Boron, total Analysis Run 9/20/2023 2:57 PM View: Appendix III Trend Test
Plant Scherer Client: Southern Company Data: Scherer AP

Sen's Slope Estimator

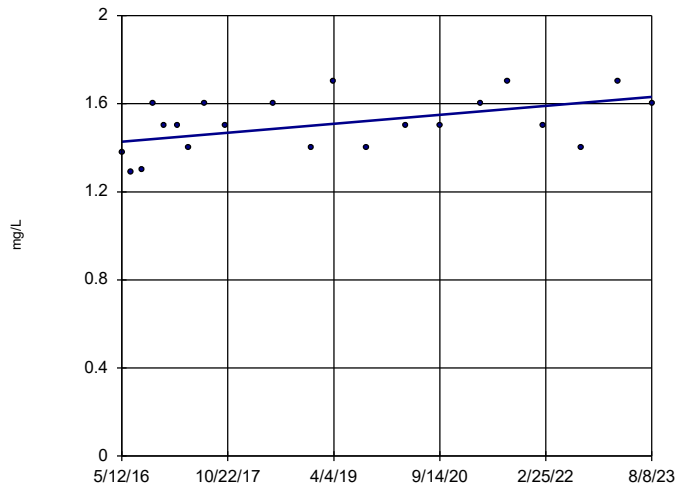
SGWC-13



Constituent: Boron, total Analysis Run 9/20/2023 2:57 PM View: Appendix III Trend Test
Plant Scherer Client: Southern Company Data: Scherer AP

Sen's Slope Estimator

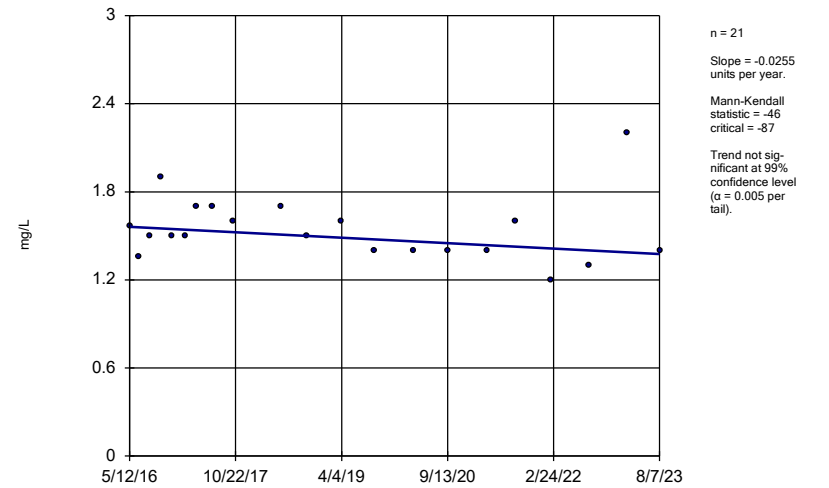
SGWC-14



Constituent: Boron, total Analysis Run 9/20/2023 2:57 PM View: Appendix III Trend Test
Plant Scherer Client: Southern Company Data: Scherer AP

Sen's Slope Estimator

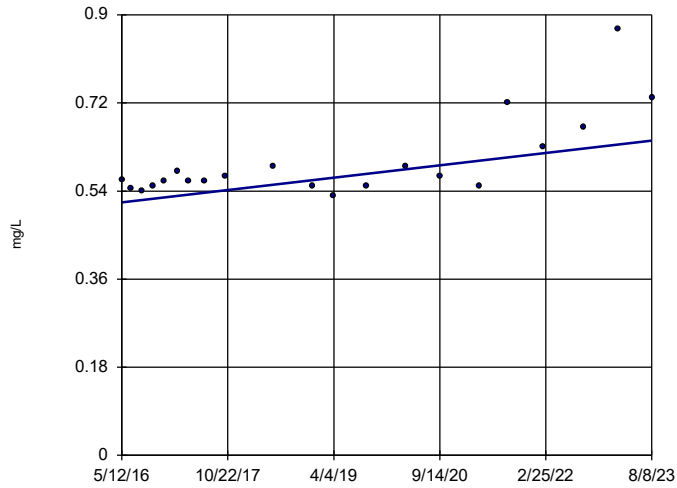
SGWC-15



Constituent: Boron, total Analysis Run 9/20/2023 2:57 PM View: Appendix III Trend Test
Plant Scherer Client: Southern Company Data: Scherer AP

Sen's Slope Estimator

SGWC-16

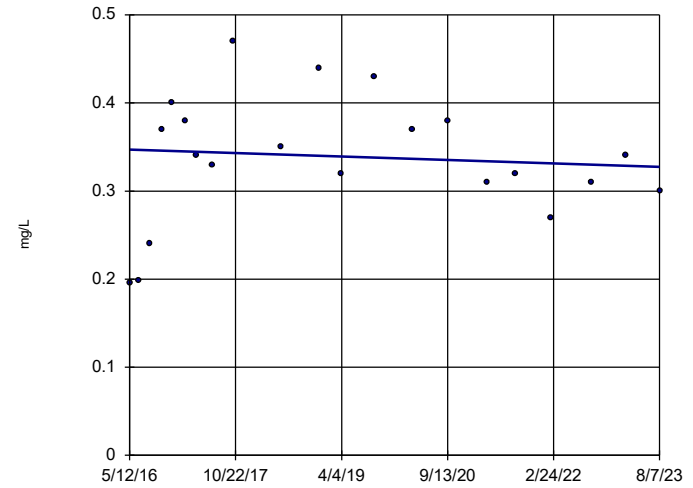


n = 21
 Slope = 0.0174
 units per year.
 Mann-Kendall
 statistic = 99
 critical = 87
 Increasing trend
 significant at 99%
 confidence level
 ($\alpha = 0.005$ per
 tail).

Constituent: Boron, total Analysis Run 9/20/2023 2:57 PM View: Appendix III Trend Test
 Plant Scherer Client: Southern Company Data: Scherer AP

Sen's Slope Estimator

SGWC-17

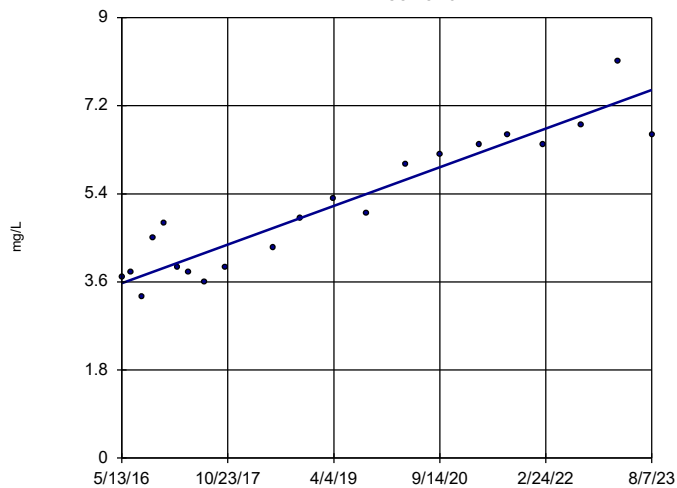


n = 21
 Slope = -0.00267
 units per year.
 Mann-Kendall
 statistic = -9
 critical = -87
 Trend not sig-
 nificant at 99%
 confidence level
 ($\alpha = 0.005$ per
 tail).

Constituent: Boron, total Analysis Run 9/20/2023 2:57 PM View: Appendix III Trend Test
 Plant Scherer Client: Southern Company Data: Scherer AP

Sen's Slope Estimator

SGWC-18

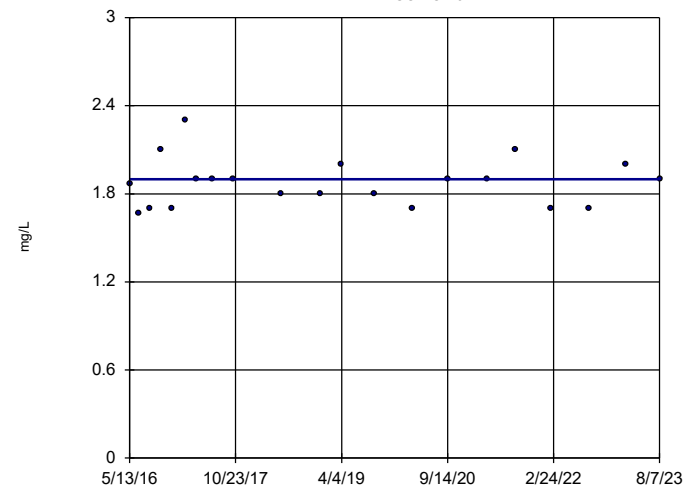


n = 21
 Slope = 0.5455
 units per year.
 Mann-Kendall
 statistic = 164
 critical = 87
 Increasing trend
 significant at 99%
 confidence level
 ($\alpha = 0.005$ per
 tail).

Constituent: Boron, total Analysis Run 9/20/2023 2:57 PM View: Appendix III Trend Test
 Plant Scherer Client: Southern Company Data: Scherer AP

Sen's Slope Estimator

SGWC-19

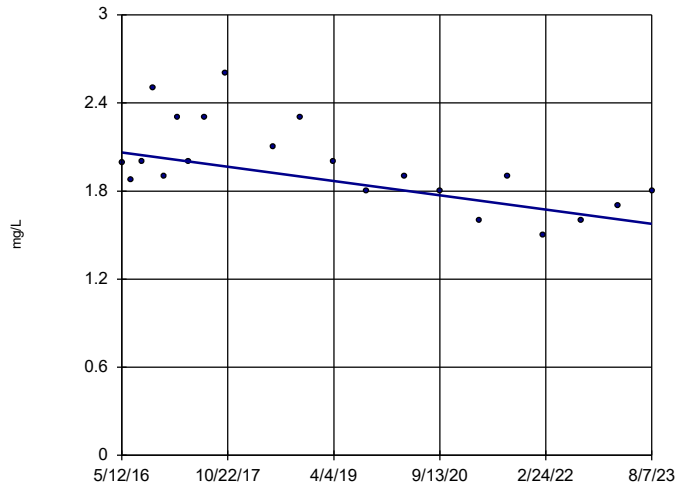


n = 21
 Slope = 0
 units per year.
 Mann-Kendall
 statistic = 16
 critical = 87
 Trend not sig-
 nificant at 99%
 confidence level
 ($\alpha = 0.005$ per
 tail).

Constituent: Boron, total Analysis Run 9/20/2023 2:57 PM View: Appendix III Trend Test
 Plant Scherer Client: Southern Company Data: Scherer AP

Sen's Slope Estimator

SGWC-20

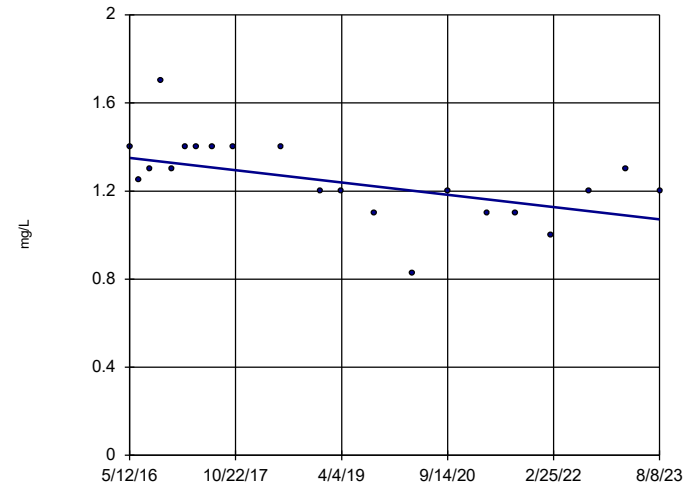


n = 21
 Slope = -0.0671
 units per year.
 Mann-Kendall
 statistic = -89
 critical = -87
 Decreasing trend
 significant at 99%
 confidence level
 ($\alpha = 0.005$ per
 tail).

Constituent: Boron, total Analysis Run 9/20/2023 2:57 PM View: Appendix III Trend Test
 Plant Scherer Client: Southern Company Data: Scherer AP

Sen's Slope Estimator

SGWC-21

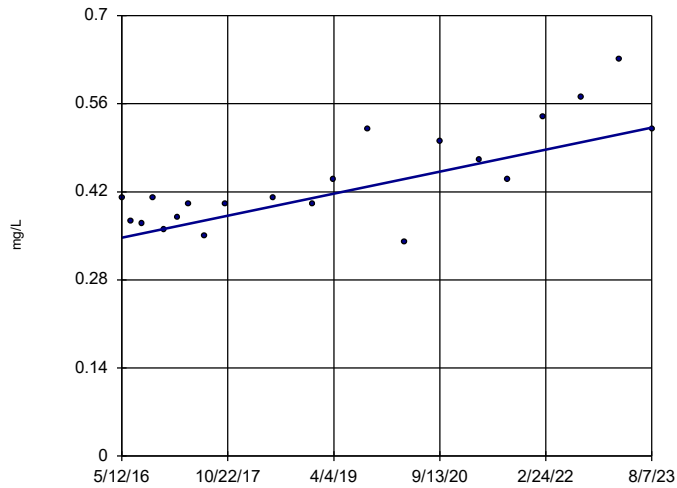


n = 21
 Slope = -0.03848
 units per year.
 Mann-Kendall
 statistic = -89
 critical = -87
 Decreasing trend
 significant at 99%
 confidence level
 ($\alpha = 0.005$ per
 tail).

Constituent: Boron, total Analysis Run 9/20/2023 2:57 PM View: Appendix III Trend Test
 Plant Scherer Client: Southern Company Data: Scherer AP

Sen's Slope Estimator

SGWC-22

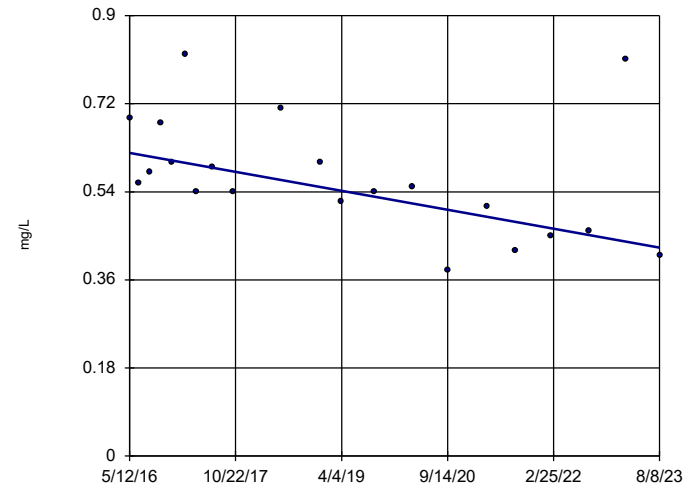


n = 21
 Slope = 0.02414
 units per year.
 Mann-Kendall
 statistic = 110
 critical = 87
 Increasing trend
 significant at 99%
 confidence level
 ($\alpha = 0.005$ per
 tail).

Constituent: Boron, total Analysis Run 9/20/2023 2:57 PM View: Appendix III Trend Test
 Plant Scherer Client: Southern Company Data: Scherer AP

Sen's Slope Estimator

SGWC-23

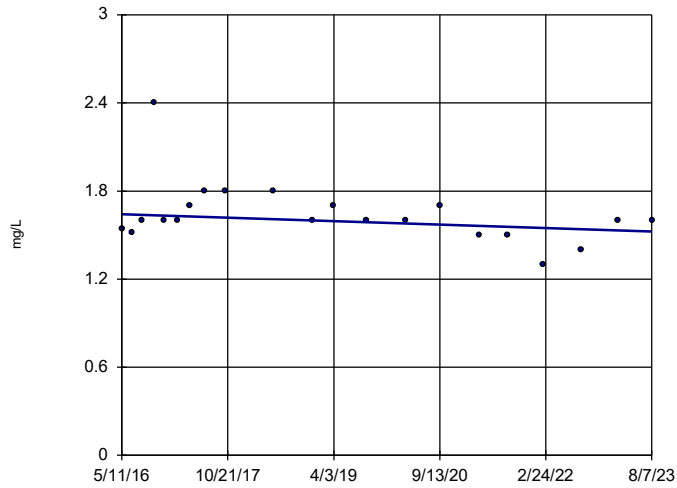


n = 21
 Slope = -0.02675
 units per year.
 Mann-Kendall
 statistic = -92
 critical = -87
 Decreasing trend
 significant at 99%
 confidence level
 ($\alpha = 0.005$ per
 tail).

Constituent: Boron, total Analysis Run 9/20/2023 2:57 PM View: Appendix III Trend Test
 Plant Scherer Client: Southern Company Data: Scherer AP

Sen's Slope Estimator

SGWC-9

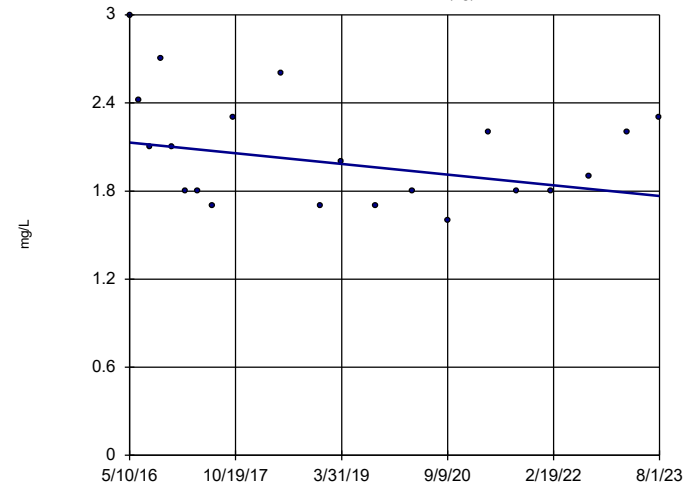


n = 21
 Slope = -0.01643
 units per year.
 Mann-Kendall
 statistic = -45
 critical = -87
 Trend not sig-
 nificant at 99%
 confidence level
 ($\alpha = 0.005$ per
 tail).

Constituent: Boron, total Analysis Run 9/20/2023 2:57 PM View: Appendix III Trend Test
 Plant Scherer Client: Southern Company Data: Scherer AP

Sen's Slope Estimator

SGWA-1 (bg)

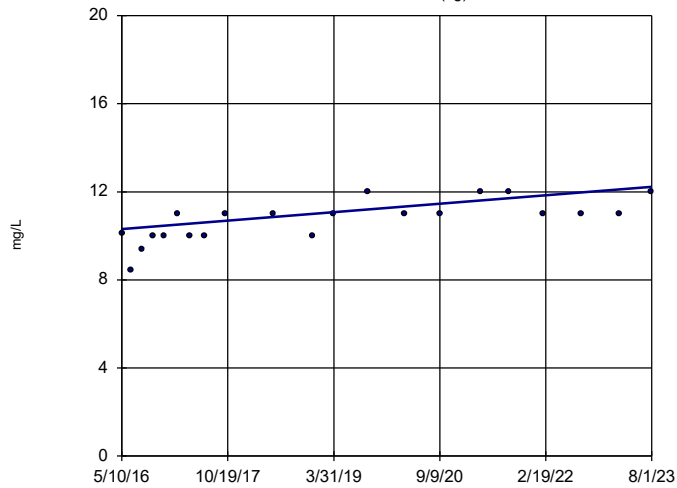


n = 21
 Slope = -0.0504
 units per year.
 Mann-Kendall
 statistic = -42
 critical = -87
 Trend not sig-
 nificant at 99%
 confidence level
 ($\alpha = 0.005$ per
 tail).

Constituent: Calcium, total Analysis Run 9/20/2023 2:57 PM View: Appendix III Trend Test
 Plant Scherer Client: Southern Company Data: Scherer AP

Sen's Slope Estimator

SGWA-2 (bg)

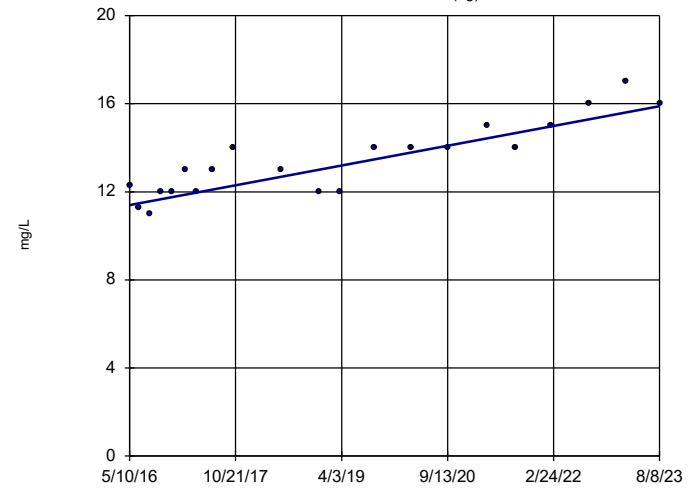


n = 21
 Slope = 0.2657
 units per year.
 Mann-Kendall
 statistic = 112
 critical = 87
 Increasing trend
 significant at 99%
 confidence level
 ($\alpha = 0.005$ per
 tail).

Constituent: Calcium, total Analysis Run 9/20/2023 2:57 PM View: Appendix III Trend Test
 Plant Scherer Client: Southern Company Data: Scherer AP

Sen's Slope Estimator

SGWA-24 (bg)

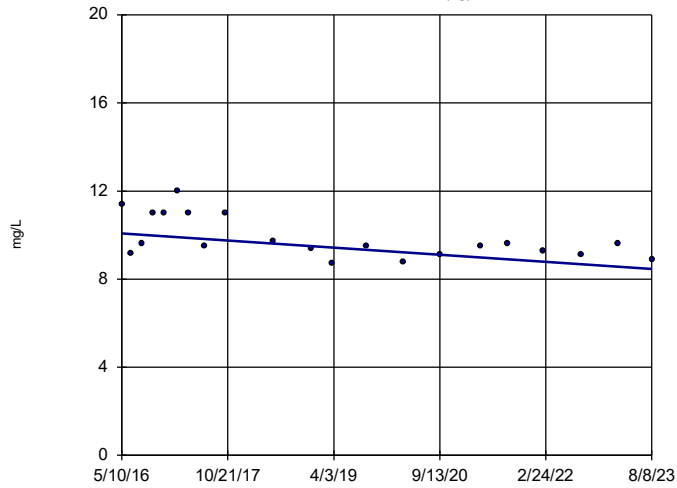


n = 21
 Slope = 0.6199
 units per year.
 Mann-Kendall
 statistic = 145
 critical = 87
 Increasing trend
 significant at 99%
 confidence level
 ($\alpha = 0.005$ per
 tail).

Constituent: Calcium, total Analysis Run 9/20/2023 2:57 PM View: Appendix III Trend Test
 Plant Scherer Client: Southern Company Data: Scherer AP

Sen's Slope Estimator

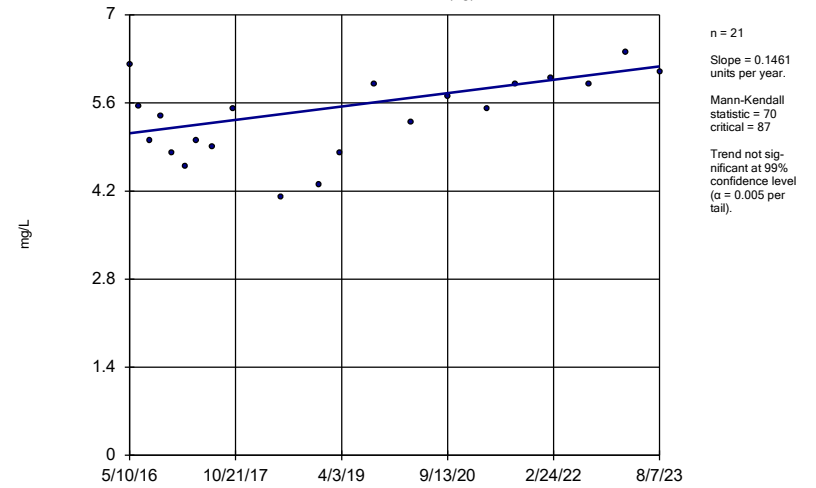
SGWA-25 (bg)



Constituent: Calcium, total Analysis Run 9/20/2023 2:57 PM View: Appendix III Trend Test
Plant Scherer Client: Southern Company Data: Scherer AP

Sen's Slope Estimator

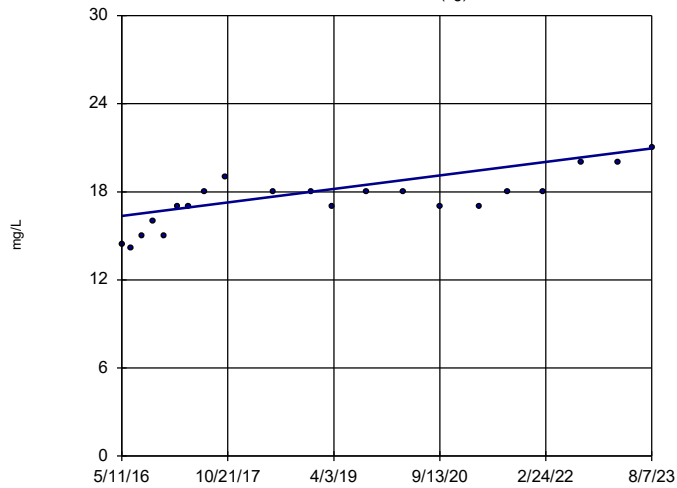
SGWA-3 (bg)



Constituent: Calcium, total Analysis Run 9/20/2023 2:57 PM View: Appendix III Trend Test
Plant Scherer Client: Southern Company Data: Scherer AP

Sen's Slope Estimator

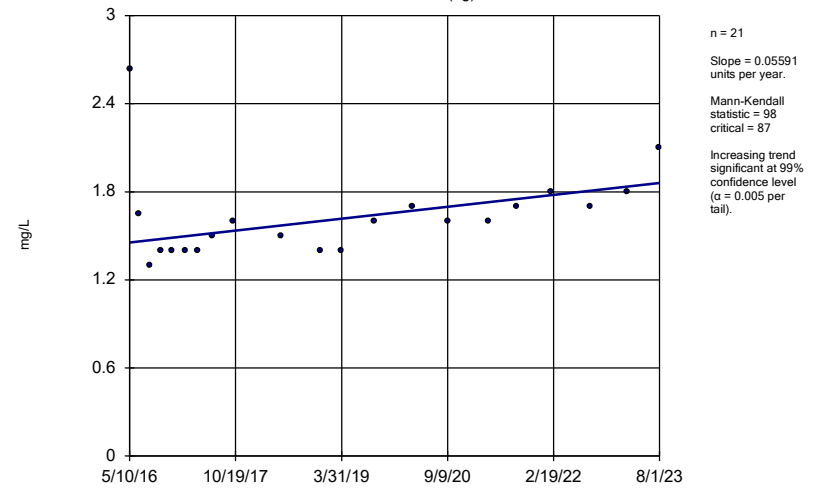
SGWA-4 (bg)



Constituent: Calcium, total Analysis Run 9/20/2023 2:57 PM View: Appendix III Trend Test
Plant Scherer Client: Southern Company Data: Scherer AP

Sen's Slope Estimator

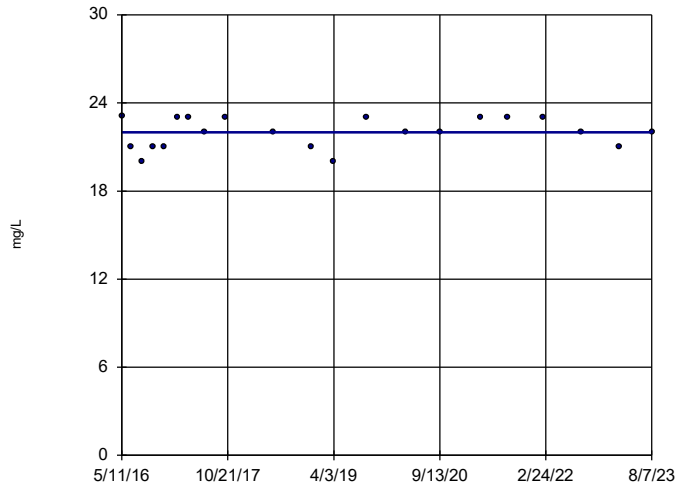
SGWA-5 (bg)



Constituent: Calcium, total Analysis Run 9/20/2023 2:58 PM View: Appendix III Trend Test
Plant Scherer Client: Southern Company Data: Scherer AP

Sen's Slope Estimator

SGWC-12

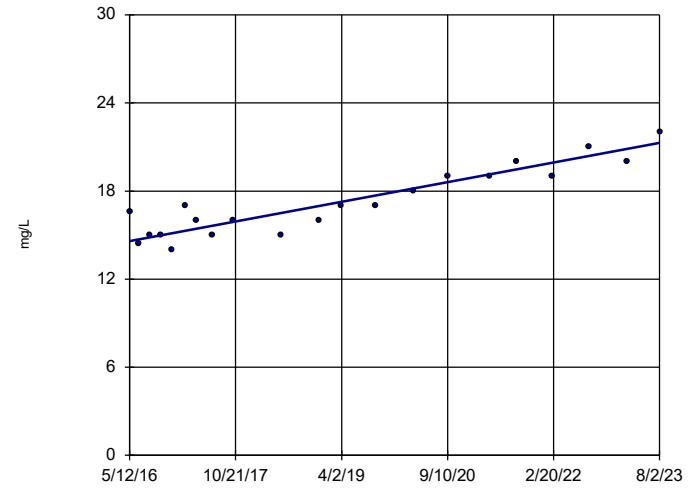


n = 21
 Slope = 0
 units per year.
 Mann-Kendall
 statistic = 15
 critical = 87
 Trend not sig-
 nificant at 99%
 confidence level
 ($\alpha = 0.005$ per
 tail).

Constituent: Calcium, total Analysis Run 9/20/2023 2:58 PM View: Appendix III Trend Test
 Plant Scherer Client: Southern Company Data: Scherer AP

Sen's Slope Estimator

SGWC-13

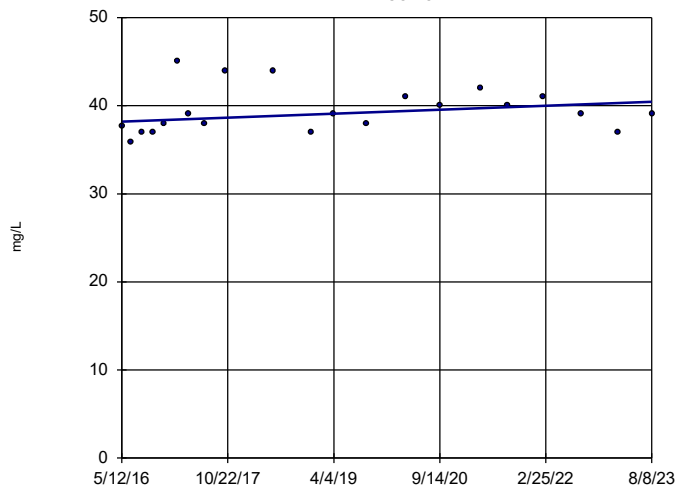


n = 21
 Slope = 0.9261
 units per year.
 Mann-Kendall
 statistic = 150
 critical = 87
 Increasing trend
 significant at 99%
 confidence level
 ($\alpha = 0.005$ per
 tail).

Constituent: Calcium, total Analysis Run 9/20/2023 2:58 PM View: Appendix III Trend Test
 Plant Scherer Client: Southern Company Data: Scherer AP

Sen's Slope Estimator

SGWC-14

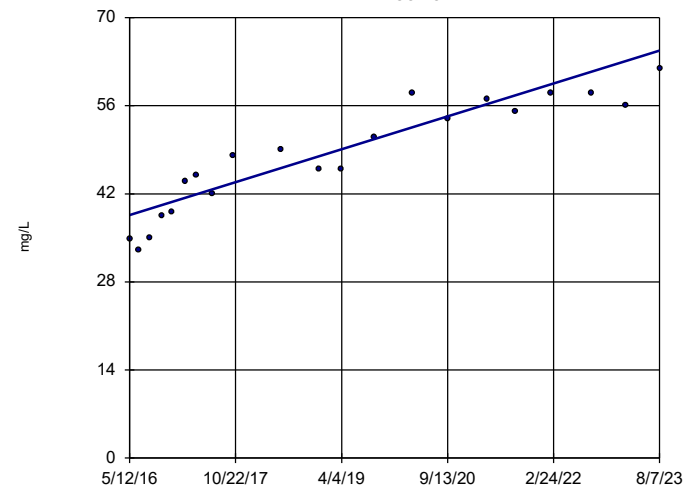


n = 21
 Slope = 0.309
 units per year.
 Mann-Kendall
 statistic = 46
 critical = 87
 Trend not sig-
 nificant at 99%
 confidence level
 ($\alpha = 0.005$ per
 tail).

Constituent: Calcium, total Analysis Run 9/20/2023 2:58 PM View: Appendix III Trend Test
 Plant Scherer Client: Southern Company Data: Scherer AP

Sen's Slope Estimator

SGWC-17

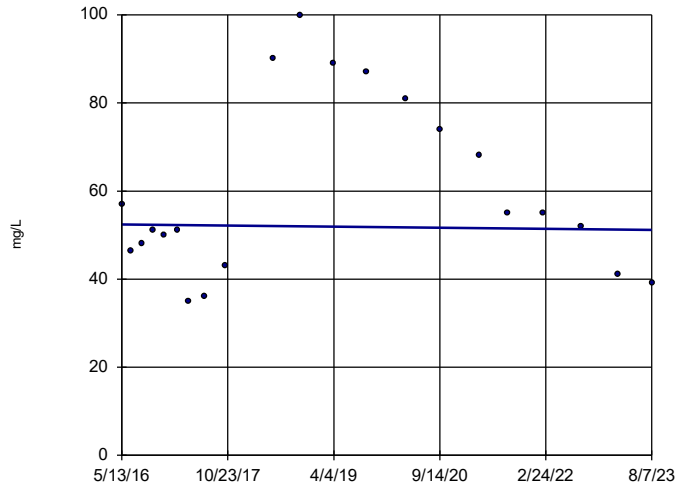


n = 21
 Slope = 3.609
 units per year.
 Mann-Kendall
 statistic = 176
 critical = 87
 Increasing trend
 significant at 99%
 confidence level
 ($\alpha = 0.005$ per
 tail).

Constituent: Calcium, total Analysis Run 9/20/2023 2:58 PM View: Appendix III Trend Test
 Plant Scherer Client: Southern Company Data: Scherer AP

Sen's Slope Estimator

SGWC-18

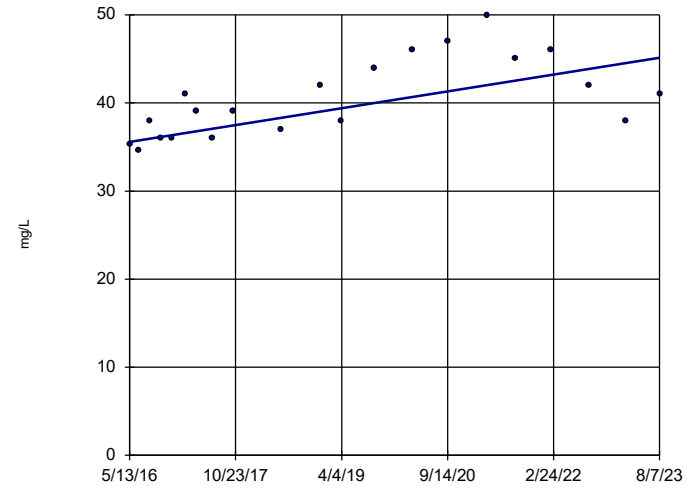


n = 21
 Slope = -0.1652 units per year.
 Mann-Kendall statistic = -2
 critical = -87
 Trend not significant at 99% confidence level (α = 0.005 per tail).

Constituent: Calcium, total Analysis Run 9/20/2023 2:58 PM View: Appendix III Trend Test
 Plant Scherer Client: Southern Company Data: Scherer AP

Sen's Slope Estimator

SGWC-19

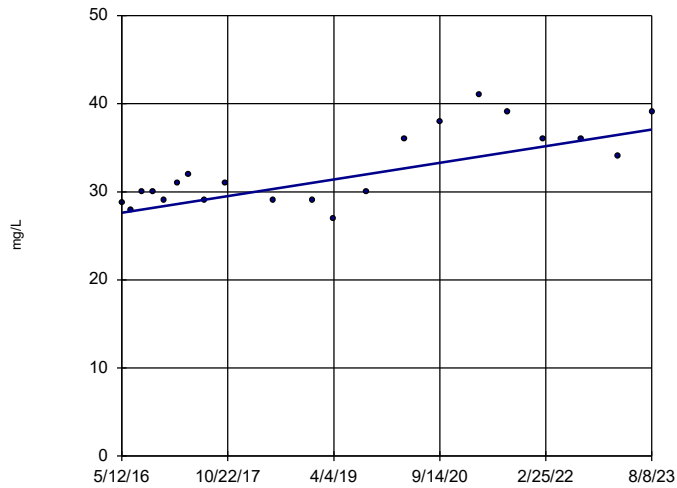


n = 21
 Slope = 1.323 units per year.
 Mann-Kendall statistic = 108
 critical = 87
 Increasing trend significant at 99% confidence level (α = 0.005 per tail).

Constituent: Calcium, total Analysis Run 9/20/2023 2:58 PM View: Appendix III Trend Test
 Plant Scherer Client: Southern Company Data: Scherer AP

Sen's Slope Estimator

SGWC-21

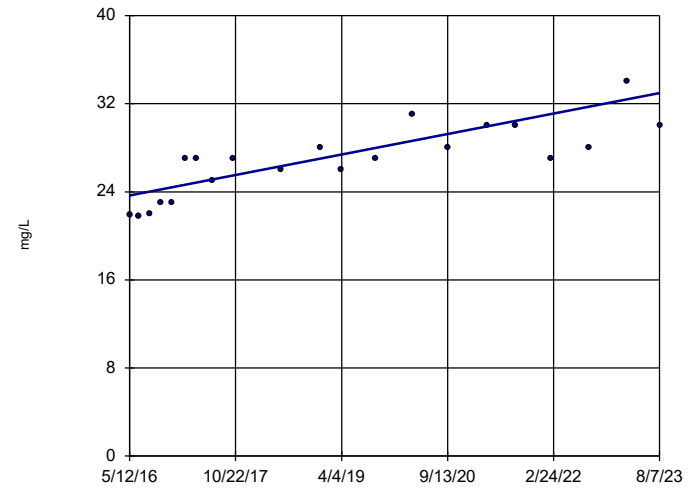


n = 21
 Slope = 1.305 units per year.
 Mann-Kendall statistic = 104
 critical = 87
 Increasing trend significant at 99% confidence level (α = 0.005 per tail).

Constituent: Calcium, total Analysis Run 9/20/2023 2:58 PM View: Appendix III Trend Test
 Plant Scherer Client: Southern Company Data: Scherer AP

Sen's Slope Estimator

SGWC-22

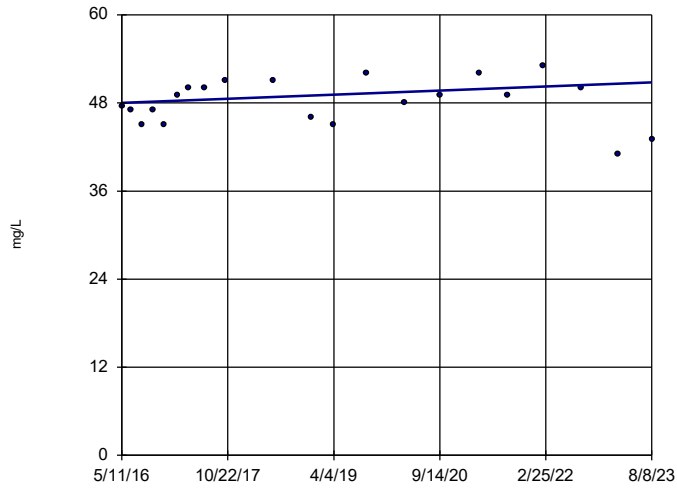


n = 21
 Slope = 1.284 units per year.
 Mann-Kendall statistic = 144
 critical = 87
 Increasing trend significant at 99% confidence level (α = 0.005 per tail).

Constituent: Calcium, total Analysis Run 9/20/2023 2:58 PM View: Appendix III Trend Test
 Plant Scherer Client: Southern Company Data: Scherer AP

Sen's Slope Estimator

SGWC-8

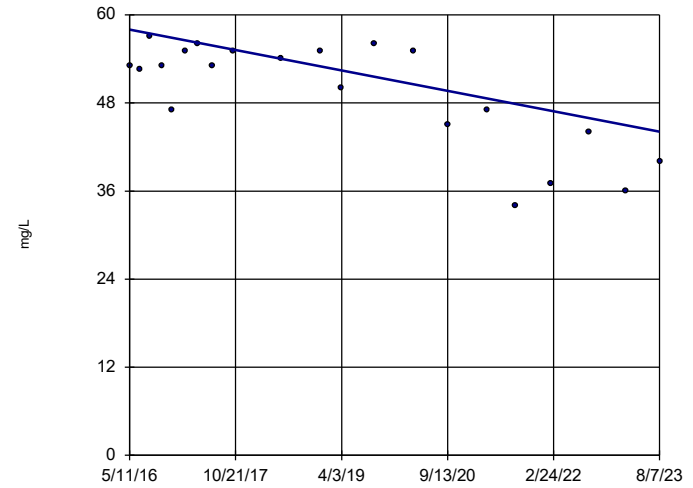


n = 21
 Slope = 0.3856 units per year.
 Mann-Kendall statistic = 30
 critical = 87
 Trend not significant at 99% confidence level (α = 0.005 per tail).

Constituent: Calcium, total Analysis Run 9/20/2023 2:58 PM View: Appendix III Trend Test
 Plant Scherer Client: Southern Company Data: Scherer AP

Sen's Slope Estimator

SGWC-9

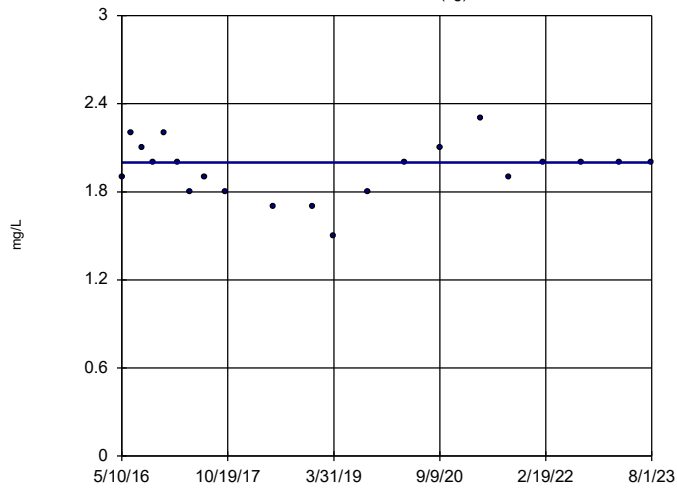


n = 21
 Slope = -1.921 units per year.
 Mann-Kendall statistic = -89
 critical = -87
 Decreasing trend significant at 99% confidence level (α = 0.005 per tail).

Constituent: Calcium, total Analysis Run 9/20/2023 2:58 PM View: Appendix III Trend Test
 Plant Scherer Client: Southern Company Data: Scherer AP

Sen's Slope Estimator

SGWA-1 (bg)

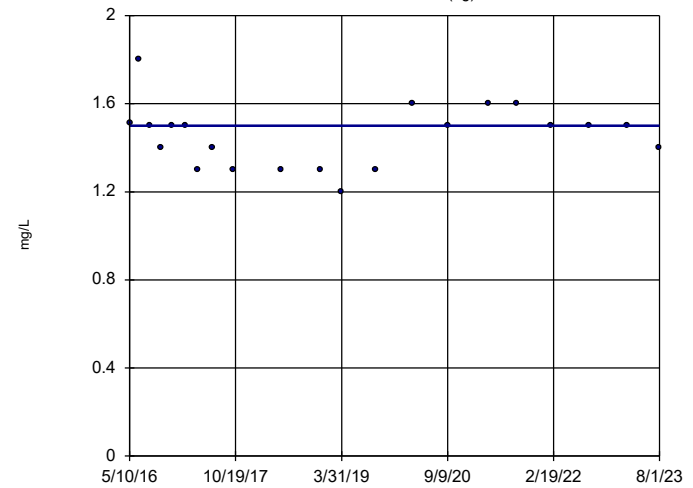


n = 21
 Slope = 0 units per year.
 Mann-Kendall statistic = -6
 critical = -87
 Trend not significant at 99% confidence level (α = 0.005 per tail).

Constituent: Chloride, Total Analysis Run 9/20/2023 2:58 PM View: Appendix III Trend Test
 Plant Scherer Client: Southern Company Data: Scherer AP

Sen's Slope Estimator

SGWA-2 (bg)

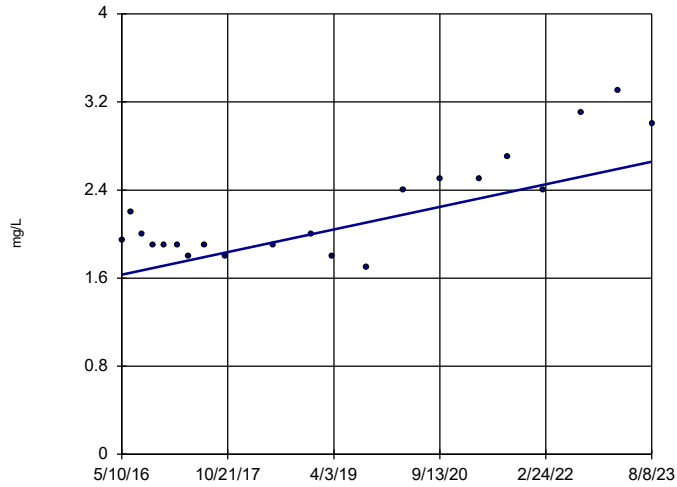


n = 21
 Slope = 0 units per year.
 Mann-Kendall statistic = -11
 critical = -87
 Trend not significant at 99% confidence level (α = 0.005 per tail).

Constituent: Chloride, Total Analysis Run 9/20/2023 2:58 PM View: Appendix III Trend Test
 Plant Scherer Client: Southern Company Data: Scherer AP

Sen's Slope Estimator

SGWA-24 (bg)

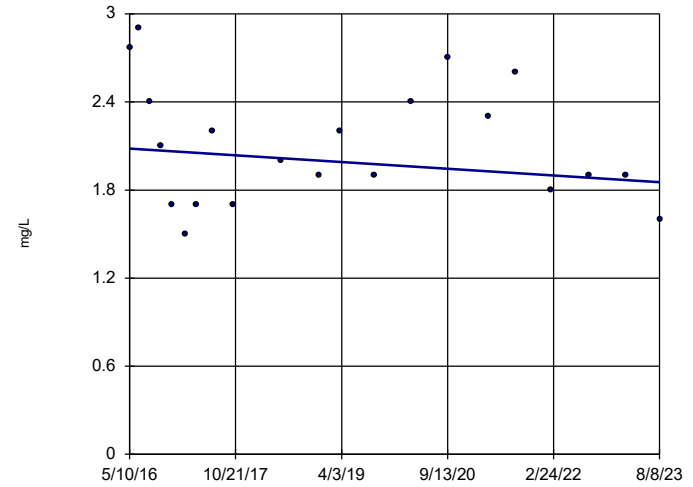


n = 21
 Slope = 0.1415
 units per year.
 Mann-Kendall
 statistic = 82
 critical = 87
 Trend not sig-
 nificant at 99%
 confidence level
 ($\alpha = 0.005$ per
 tail).

Constituent: Chloride, Total Analysis Run 9/20/2023 2:58 PM View: Appendix III Trend Test
 Plant Scherer Client: Southern Company Data: Scherer AP

Sen's Slope Estimator

SGWA-25 (bg)

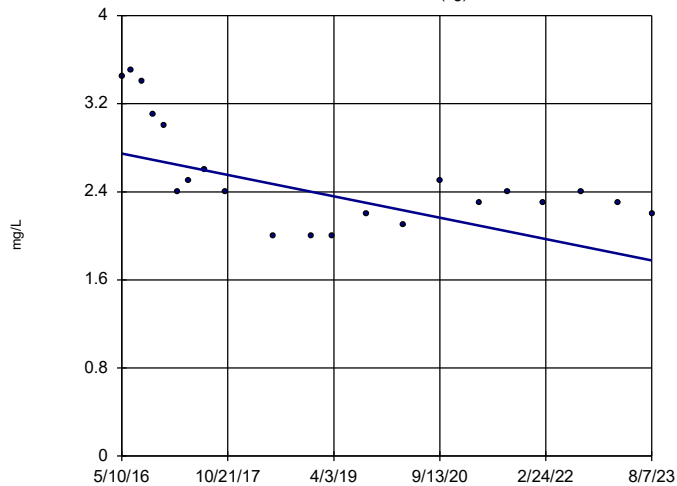


n = 21
 Slope = -0.03153
 units per year.
 Mann-Kendall
 statistic = -27
 critical = -87
 Trend not sig-
 nificant at 99%
 confidence level
 ($\alpha = 0.005$ per
 tail).

Constituent: Chloride, Total Analysis Run 9/20/2023 2:58 PM View: Appendix III Trend Test
 Plant Scherer Client: Southern Company Data: Scherer AP

Sen's Slope Estimator

SGWA-3 (bg)

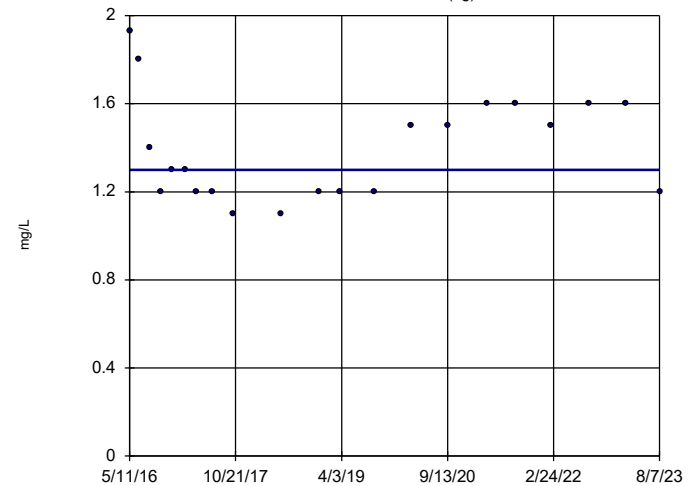


n = 21
 Slope = -0.1338
 units per year.
 Mann-Kendall
 statistic = -98
 critical = -87
 Decreasing trend
 significant at 99%
 confidence level
 ($\alpha = 0.005$ per
 tail).

Constituent: Chloride, Total Analysis Run 9/20/2023 2:58 PM View: Appendix III Trend Test
 Plant Scherer Client: Southern Company Data: Scherer AP

Sen's Slope Estimator

SGWA-4 (bg)

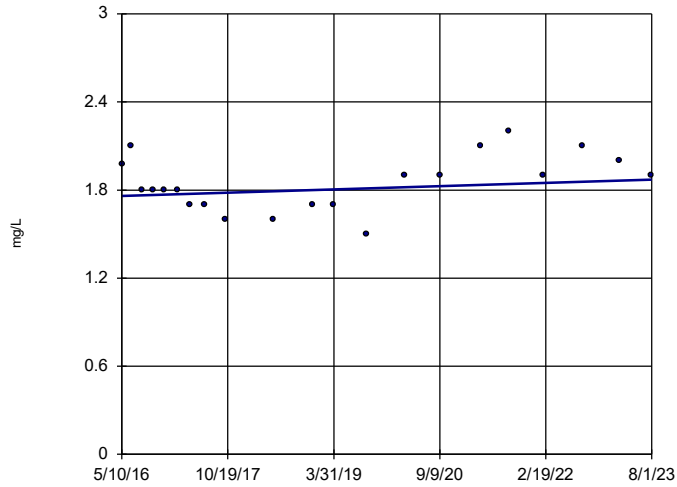


n = 21
 Slope = 0
 units per year.
 Mann-Kendall
 statistic = 16
 critical = 87
 Trend not sig-
 nificant at 99%
 confidence level
 ($\alpha = 0.005$ per
 tail).

Constituent: Chloride, Total Analysis Run 9/20/2023 2:58 PM View: Appendix III Trend Test
 Plant Scherer Client: Southern Company Data: Scherer AP

Sen's Slope Estimator

SGWA-5 (bg)

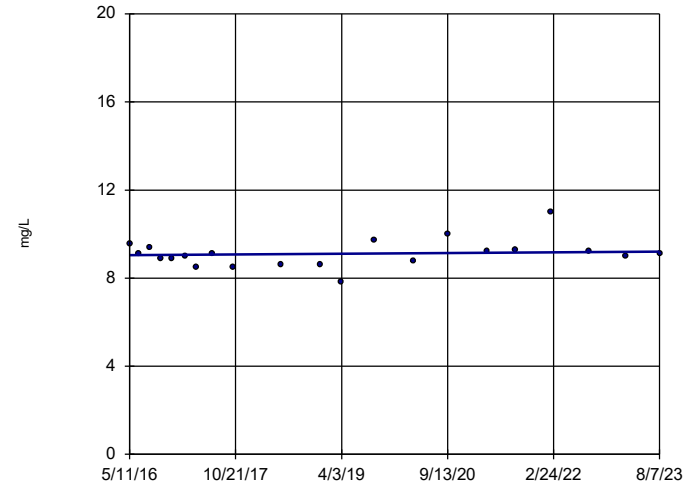


n = 21
 Slope = 0.01525 units per year.
 Mann-Kendall statistic = 30
 critical = 87
 Trend not significant at 99% confidence level (α = 0.005 per tail).

Constituent: Chloride, Total Analysis Run 9/20/2023 2:58 PM View: Appendix III Trend Test
 Plant Scherer Client: Southern Company Data: Scherer AP

Sen's Slope Estimator

SGWC-10

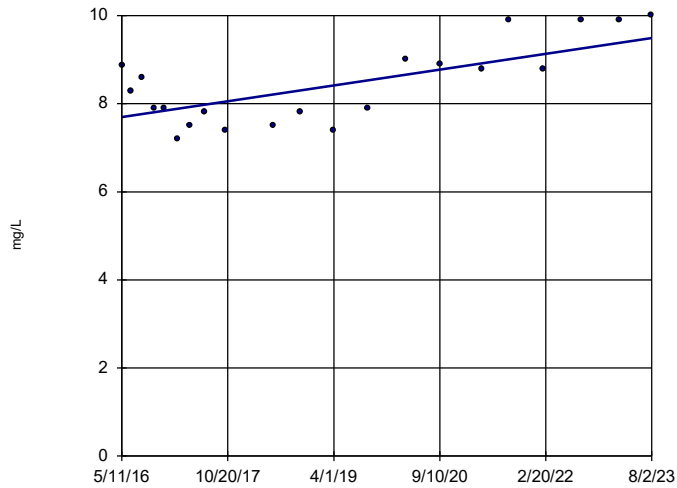


n = 21
 Slope = 0.0238 units per year.
 Mann-Kendall statistic = 20
 critical = 87
 Trend not significant at 99% confidence level (α = 0.005 per tail).

Constituent: Chloride, Total Analysis Run 9/20/2023 2:58 PM View: Appendix III Trend Test
 Plant Scherer Client: Southern Company Data: Scherer AP

Sen's Slope Estimator

SGWC-11

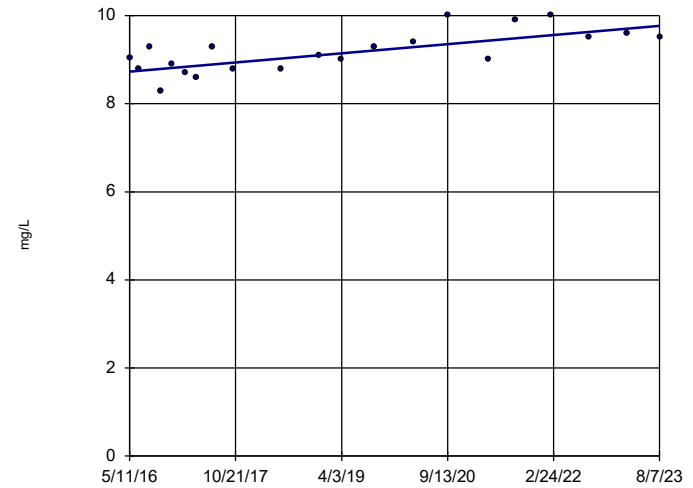


n = 21
 Slope = 0.248 units per year.
 Mann-Kendall statistic = 78
 critical = 87
 Trend not significant at 99% confidence level (α = 0.005 per tail).

Constituent: Chloride, Total Analysis Run 9/20/2023 2:58 PM View: Appendix III Trend Test
 Plant Scherer Client: Southern Company Data: Scherer AP

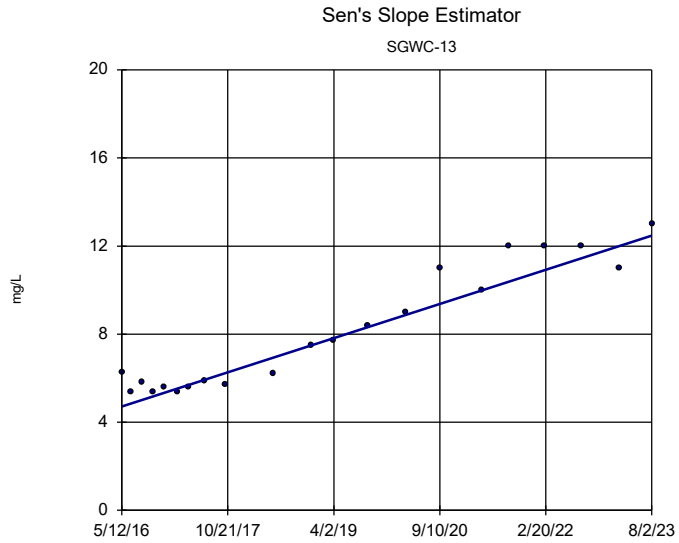
Sen's Slope Estimator

SGWC-12

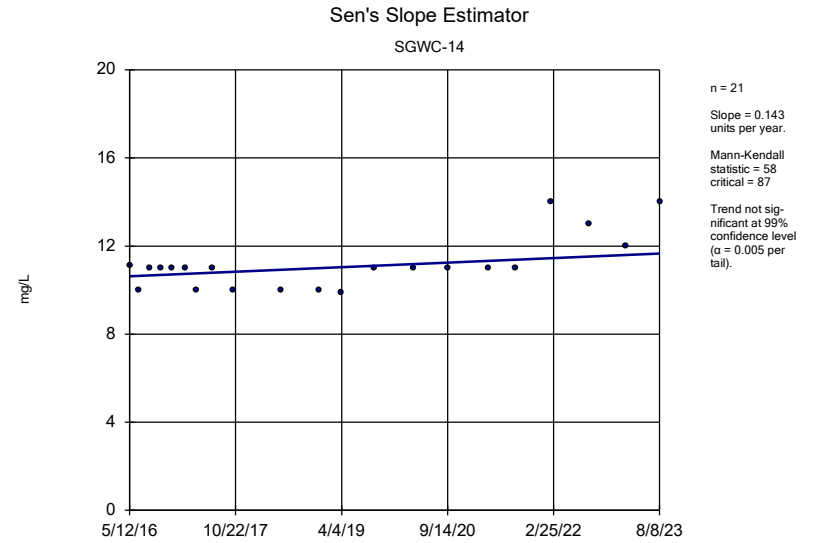


n = 21
 Slope = 0.1432 units per year.
 Mann-Kendall statistic = 107
 critical = 87
 Increasing trend significant at 99% confidence level (α = 0.005 per tail).

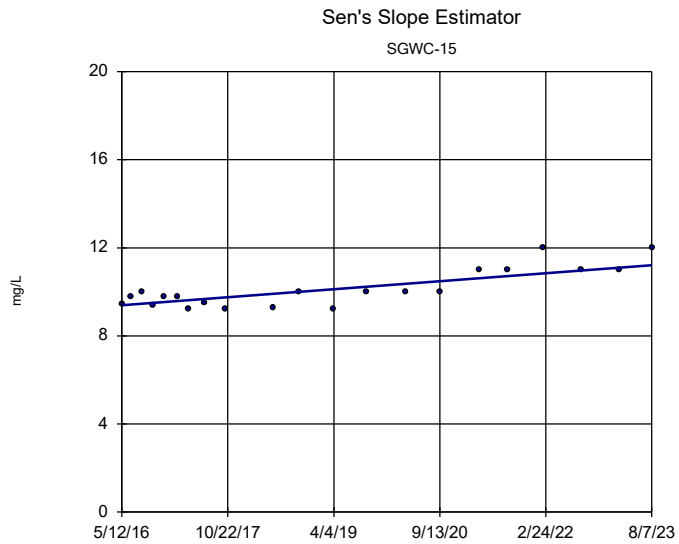
Constituent: Chloride, Total Analysis Run 9/20/2023 2:58 PM View: Appendix III Trend Test
 Plant Scherer Client: Southern Company Data: Scherer AP



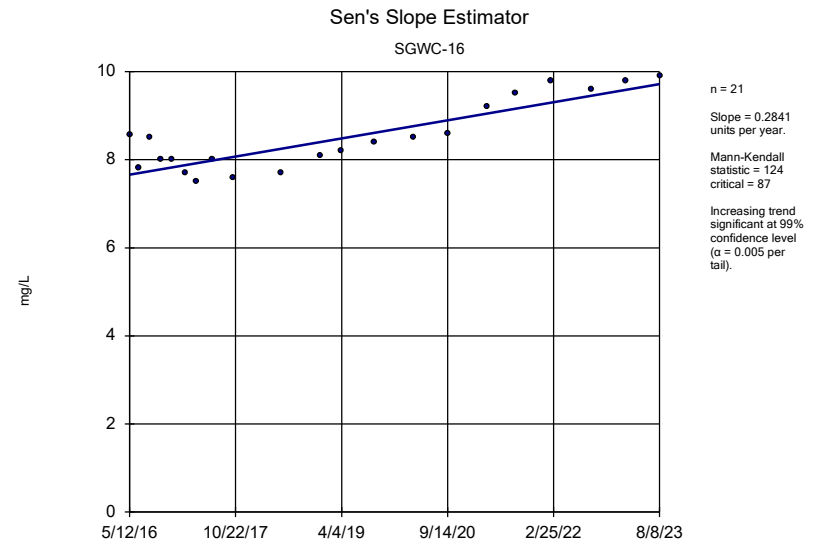
Constituent: Chloride, Total Analysis Run 9/20/2023 2:58 PM View: Appendix III Trend Test
Plant Scherer Client: Southern Company Data: Scherer AP



Constituent: Chloride, Total Analysis Run 9/20/2023 2:58 PM View: Appendix III Trend Test
Plant Scherer Client: Southern Company Data: Scherer AP



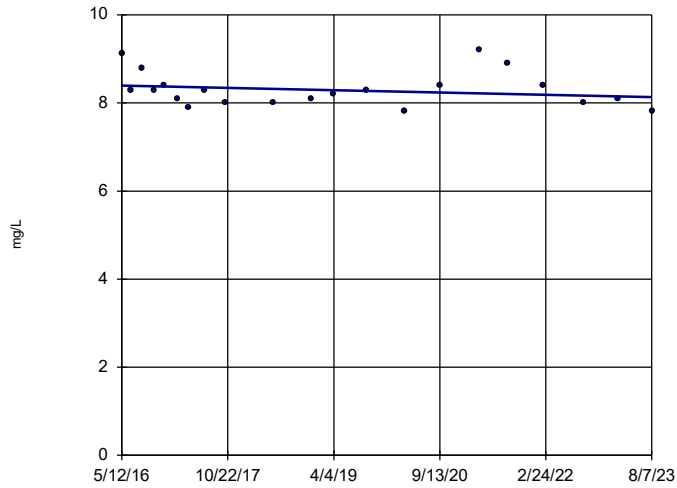
Constituent: Chloride, Total Analysis Run 9/20/2023 2:58 PM View: Appendix III Trend Test
Plant Scherer Client: Southern Company Data: Scherer AP



Constituent: Chloride, Total Analysis Run 9/20/2023 2:58 PM View: Appendix III Trend Test
Plant Scherer Client: Southern Company Data: Scherer AP

Sen's Slope Estimator

SGWC-17

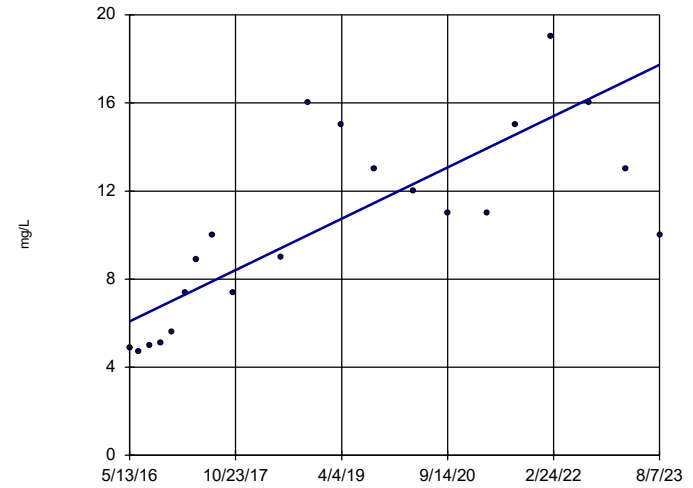


n = 21
Slope = -0.03612
units per year.
Mann-Kendall
statistic = -36
critical = -87
Trend not sig-
nificant at 99%
confidence level
($\alpha = 0.005$ per
tail).

Constituent: Chloride, Total Analysis Run 9/20/2023 2:58 PM View: Appendix III Trend Test
Plant Scherer Client: Southern Company Data: Scherer AP

Sen's Slope Estimator

SGWC-18

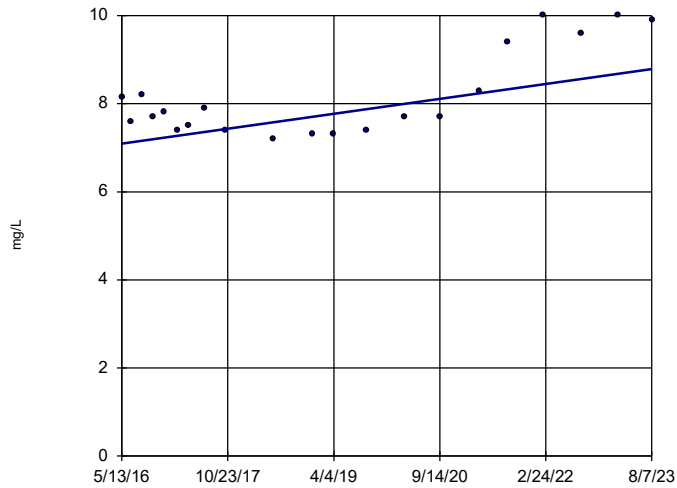


n = 21
Slope = 1.609
units per year.
Mann-Kendall
statistic = 134
critical = 87
Increasing trend
significant at 99%
confidence level
($\alpha = 0.005$ per
tail).

Constituent: Chloride, Total Analysis Run 9/20/2023 2:58 PM View: Appendix III Trend Test
Plant Scherer Client: Southern Company Data: Scherer AP

Sen's Slope Estimator

SGWC-19

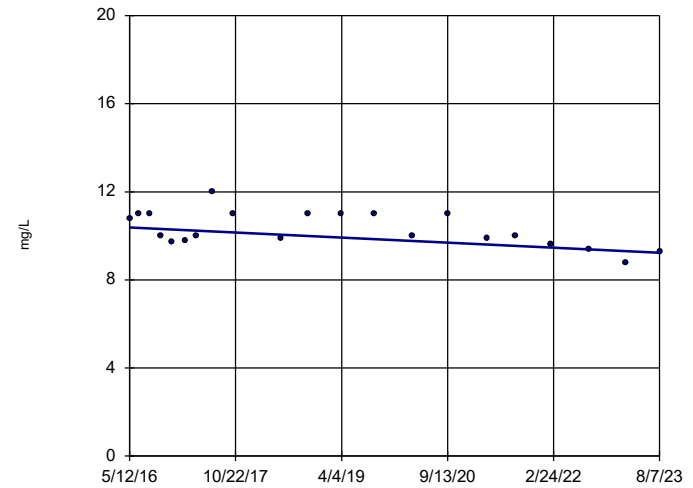


n = 21
Slope = 0.2342
units per year.
Mann-Kendall
statistic = 64
critical = 87
Trend not sig-
nificant at 99%
confidence level
($\alpha = 0.005$ per
tail).

Constituent: Chloride, Total Analysis Run 9/20/2023 2:58 PM View: Appendix III Trend Test
Plant Scherer Client: Southern Company Data: Scherer AP

Sen's Slope Estimator

SGWC-20

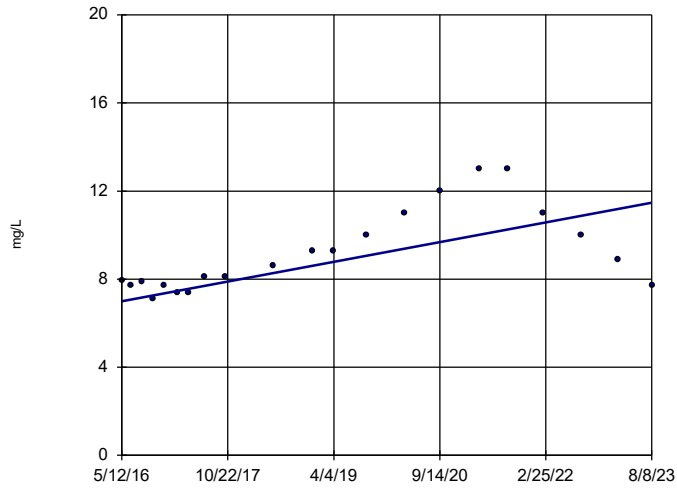


n = 21
Slope = -0.1589
units per year.
Mann-Kendall
statistic = -74
critical = -87
Trend not sig-
nificant at 99%
confidence level
($\alpha = 0.005$ per
tail).

Constituent: Chloride, Total Analysis Run 9/20/2023 2:58 PM View: Appendix III Trend Test
Plant Scherer Client: Southern Company Data: Scherer AP

Sen's Slope Estimator

SGWC-21

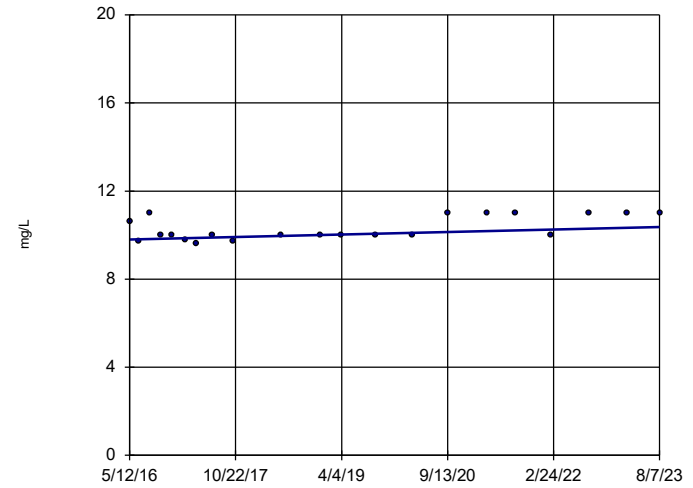


n = 21
 Slope = 0.6182
 units per year.
 Mann-Kendall
 statistic = 107
 critical = 87
 Increasing trend
 significant at 99%
 confidence level
 (alpha = 0.005 per
 tail).

Constituent: Chloride, Total Analysis Run 9/20/2023 2:58 PM View: Appendix III Trend Test
 Plant Scherer Client: Southern Company Data: Scherer AP

Sen's Slope Estimator

SGWC-22

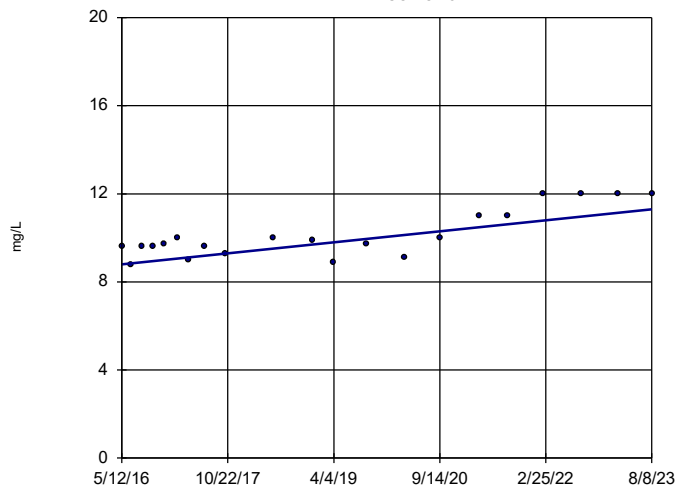


n = 21
 Slope = 0.0788
 units per year.
 Mann-Kendall
 statistic = 76
 critical = 87
 Trend not sig-
 nificant at 99%
 confidence level
 (alpha = 0.005 per
 tail).

Constituent: Chloride, Total Analysis Run 9/20/2023 2:58 PM View: Appendix III Trend Test
 Plant Scherer Client: Southern Company Data: Scherer AP

Sen's Slope Estimator

SGWC-23

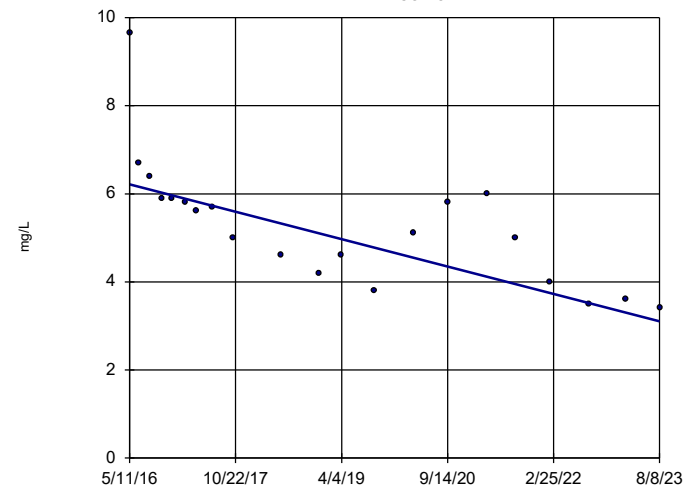


n = 21
 Slope = 0.3445
 units per year.
 Mann-Kendall
 statistic = 112
 critical = 87
 Increasing trend
 significant at 99%
 confidence level
 (alpha = 0.005 per
 tail).

Constituent: Chloride, Total Analysis Run 9/20/2023 2:58 PM View: Appendix III Trend Test
 Plant Scherer Client: Southern Company Data: Scherer AP

Sen's Slope Estimator

SGWC-7

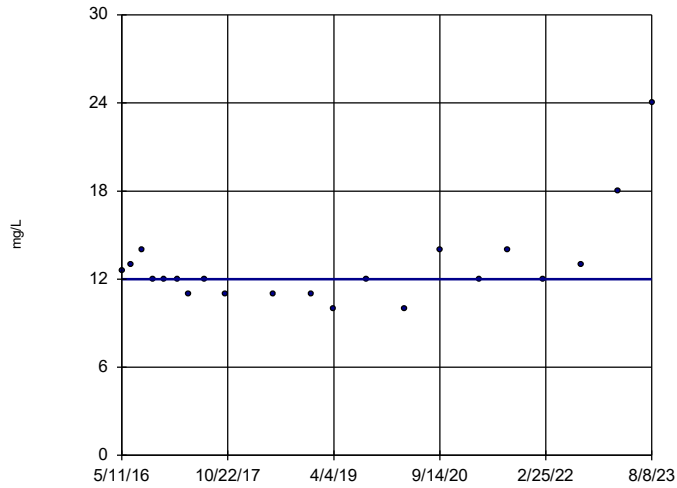


n = 21
 Slope = -0.4285
 units per year.
 Mann-Kendall
 statistic = -140
 critical = -87
 Decreasing trend
 significant at 99%
 confidence level
 (alpha = 0.005 per
 tail).

Constituent: Chloride, Total Analysis Run 9/20/2023 2:58 PM View: Appendix III Trend Test
 Plant Scherer Client: Southern Company Data: Scherer AP

Sen's Slope Estimator

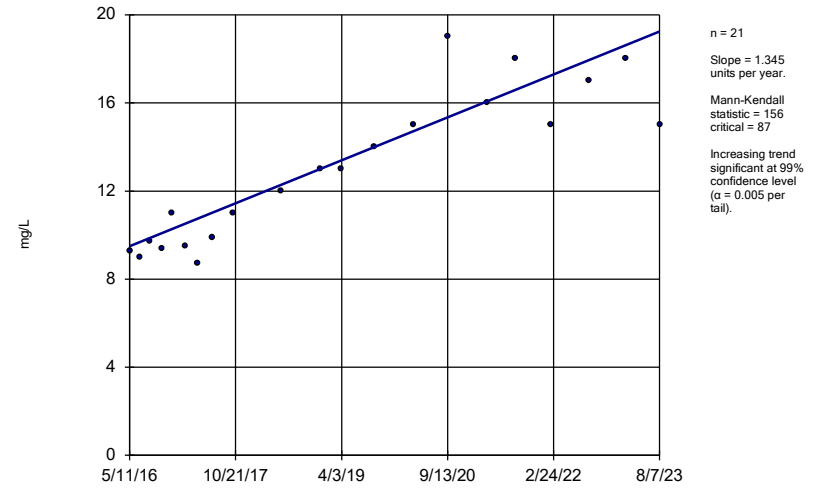
SGWC-8



Constituent: Chloride, Total Analysis Run 9/20/2023 2:58 PM View: Appendix III Trend Test
Plant Scherer Client: Southern Company Data: Scherer AP

Sen's Slope Estimator

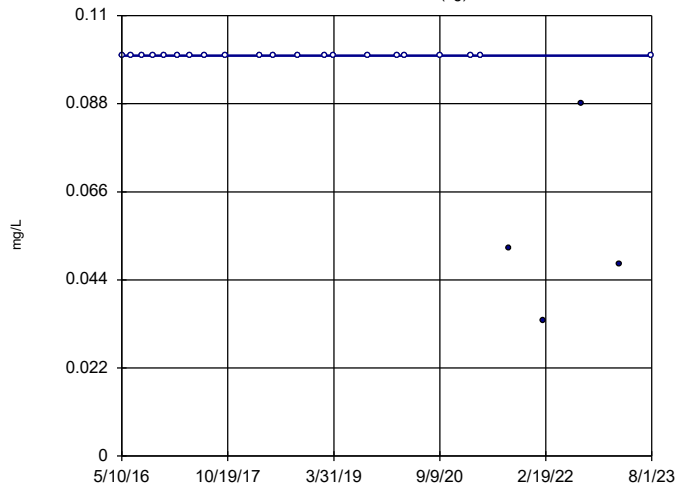
SGWC-9



Constituent: Chloride, Total Analysis Run 9/20/2023 2:58 PM View: Appendix III Trend Test
Plant Scherer Client: Southern Company Data: Scherer AP

Sen's Slope Estimator

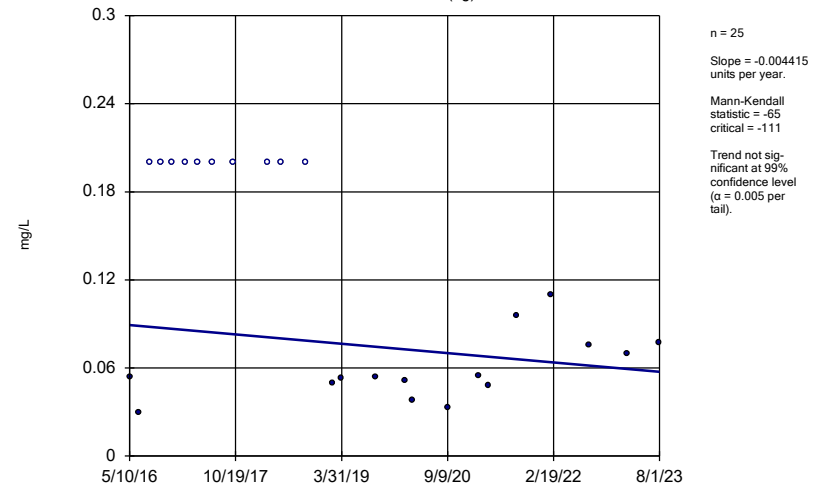
SGWA-1 (bg)



Constituent: Fluoride, total Analysis Run 9/20/2023 2:58 PM View: Appendix III Trend Test
Plant Scherer Client: Southern Company Data: Scherer AP

Sen's Slope Estimator

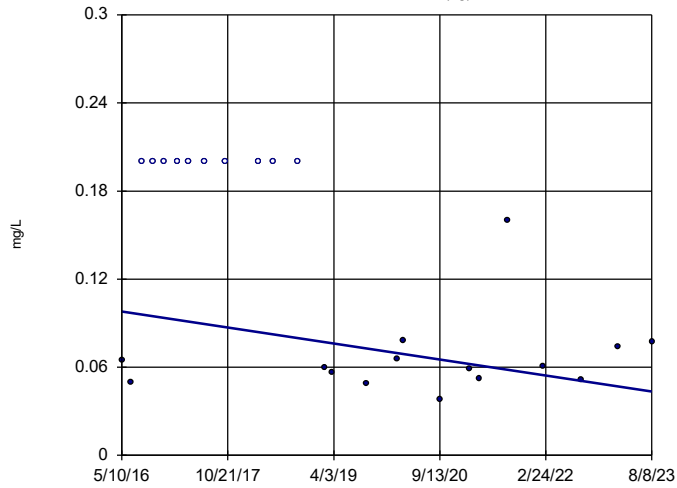
SGWA-2 (bg)



Constituent: Fluoride, total Analysis Run 9/20/2023 2:58 PM View: Appendix III Trend Test
Plant Scherer Client: Southern Company Data: Scherer AP

Sen's Slope Estimator

SGWA-24 (bg)

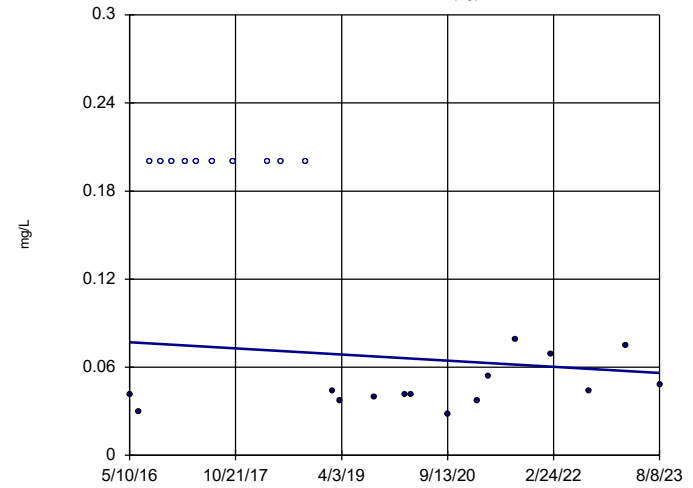


n = 25
 Slope = -0.007522
 units per year.
 Mann-Kendall
 statistic = -89
 critical = -111
 Trend not sig-
 nificant at 99%
 confidence level
 (α = 0.005 per
 tail).

Constituent: Fluoride, total Analysis Run 9/20/2023 2:58 PM View: Appendix III Trend Test
 Plant Scherer Client: Southern Company Data: Scherer AP

Sen's Slope Estimator

SGWA-25 (bg)

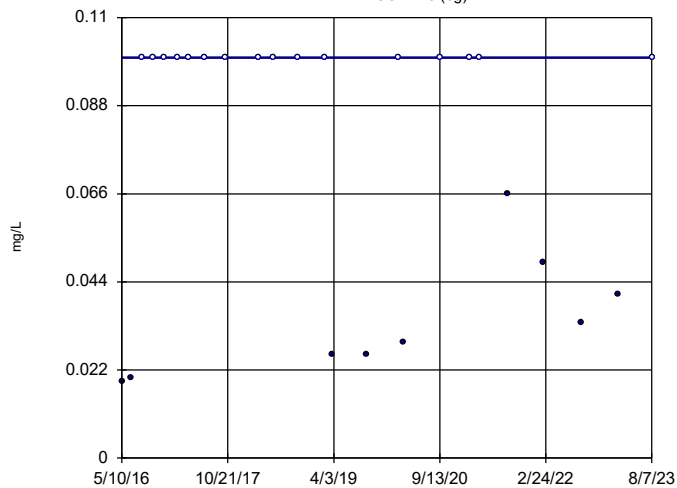


n = 25
 Slope = -0.002891
 units per year.
 Mann-Kendall
 statistic = -66
 critical = -111
 Trend not sig-
 nificant at 99%
 confidence level
 (α = 0.005 per
 tail).

Constituent: Fluoride, total Analysis Run 9/20/2023 2:58 PM View: Appendix III Trend Test
 Plant Scherer Client: Southern Company Data: Scherer AP

Sen's Slope Estimator

SGWA-3 (bg)

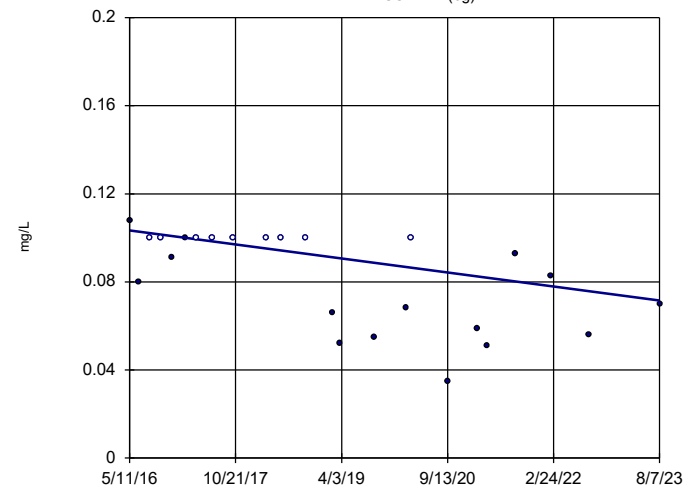


n = 25
 Slope = 0
 units per year.
 Mann-Kendall
 statistic = -19
 critical = -111
 Trend not sig-
 nificant at 99%
 confidence level
 (α = 0.005 per
 tail).

Constituent: Fluoride, total Analysis Run 9/20/2023 2:58 PM View: Appendix III Trend Test
 Plant Scherer Client: Southern Company Data: Scherer AP

Sen's Slope Estimator

SGWA-4 (bg)

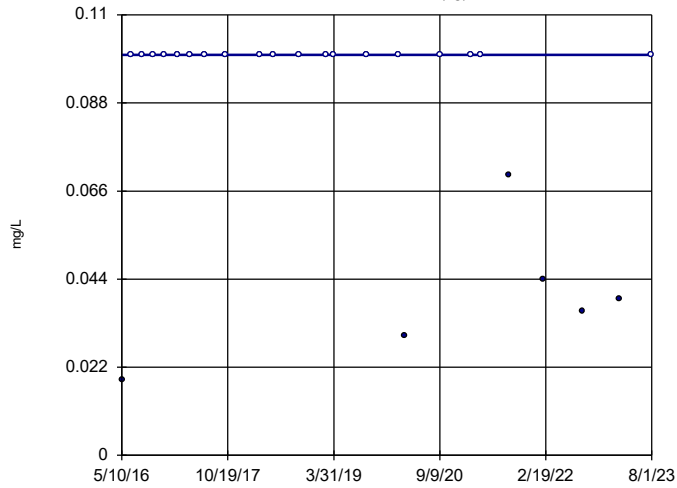


n = 24
 Slope = -0.004396
 units per year.
 Mann-Kendall
 statistic = -111
 critical = -105
 Decreasing trend
 significant at 99%
 confidence level
 (α = 0.005 per
 tail).

Constituent: Fluoride, total Analysis Run 9/20/2023 2:58 PM View: Appendix III Trend Test
 Plant Scherer Client: Southern Company Data: Scherer AP

Sen's Slope Estimator

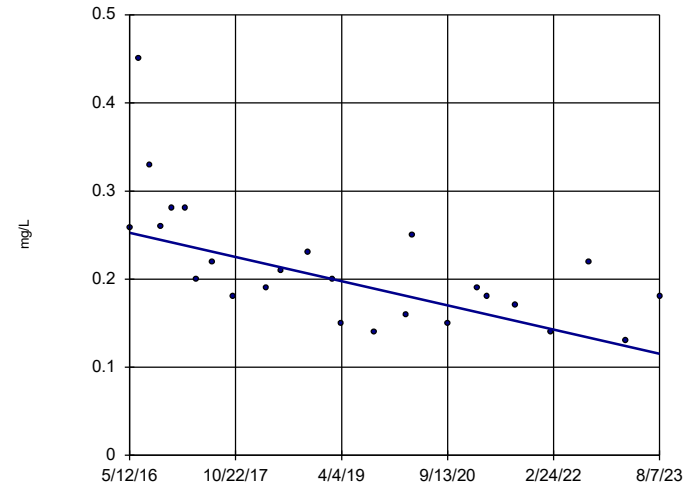
SGWA-5 (bg)



Constituent: Fluoride, total Analysis Run 9/20/2023 2:58 PM View: Appendix III Trend Test
Plant Scherer Client: Southern Company Data: Scherer AP

Sen's Slope Estimator

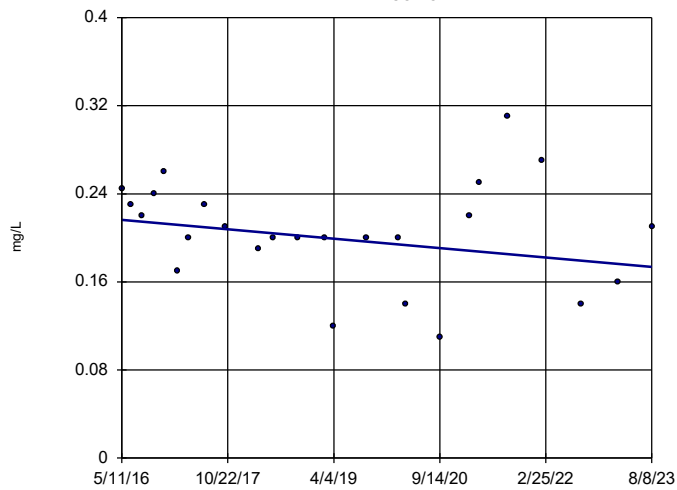
SGWC-20



Constituent: Fluoride, total Analysis Run 9/20/2023 2:58 PM View: Appendix III Trend Test
Plant Scherer Client: Southern Company Data: Scherer AP

Sen's Slope Estimator

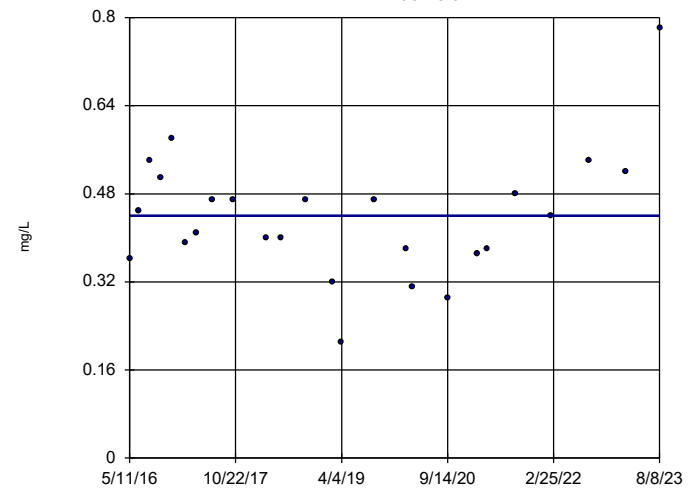
SGWC-7



Constituent: Fluoride, total Analysis Run 9/20/2023 2:58 PM View: Appendix III Trend Test
Plant Scherer Client: Southern Company Data: Scherer AP

Sen's Slope Estimator

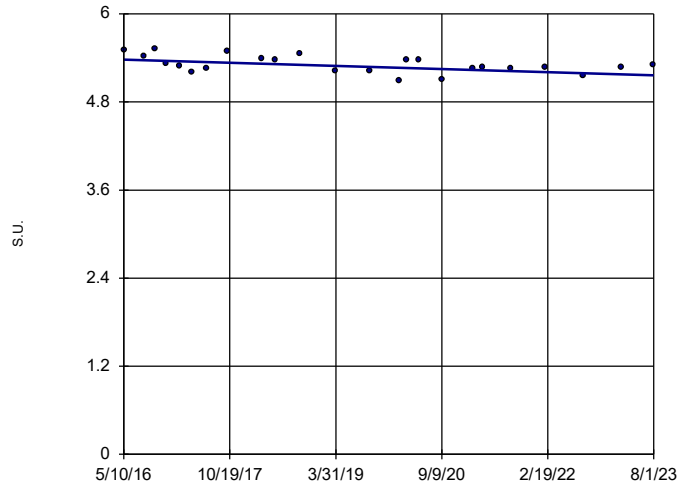
SGWC-8



Constituent: Fluoride, total Analysis Run 9/20/2023 2:58 PM View: Appendix III Trend Test
Plant Scherer Client: Southern Company Data: Scherer AP

Sen's Slope Estimator

SGWA-1 (bg)

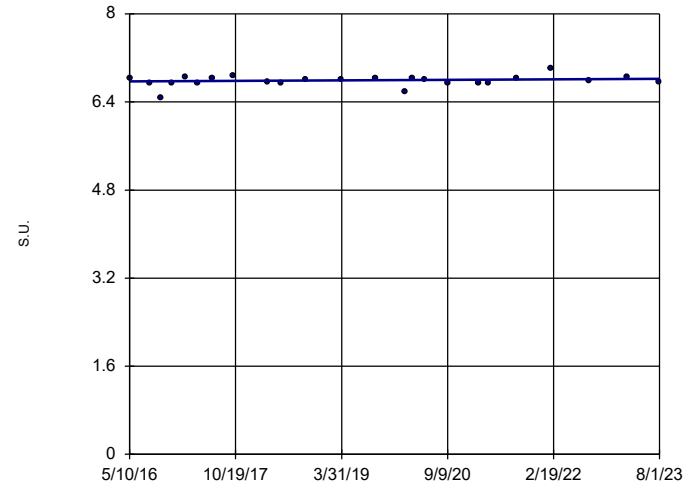


n = 24
 Slope = -0.0291
 units per year.
 Mann-Kendall
 statistic = -88
 critical = -105
 Trend not sig-
 nificant at 99%
 confidence level
 ($\alpha = 0.005$ per
 tail).

Constituent: pH Analysis Run 9/20/2023 2:58 PM View: Appendix III Trend Test
 Plant Scherer Client: Southern Company Data: Scherer AP

Sen's Slope Estimator

SGWA-2 (bg)

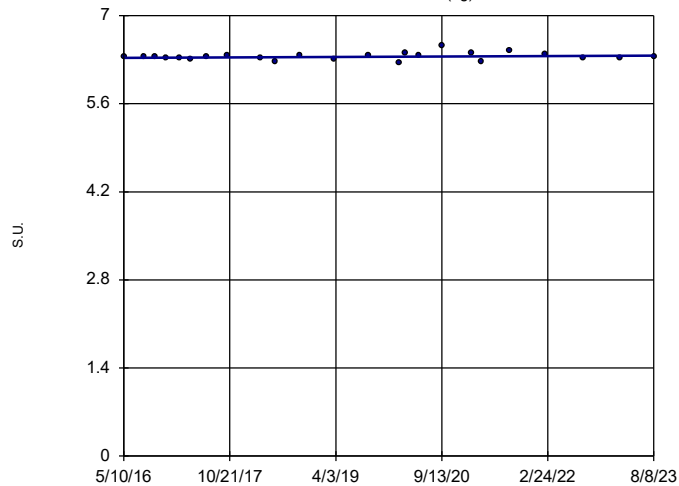


n = 24
 Slope = 0.006167
 units per year.
 Mann-Kendall
 statistic = 34
 critical = 105
 Trend not sig-
 nificant at 99%
 confidence level
 ($\alpha = 0.005$ per
 tail).

Constituent: pH Analysis Run 9/20/2023 2:58 PM View: Appendix III Trend Test
 Plant Scherer Client: Southern Company Data: Scherer AP

Sen's Slope Estimator

SGWA-24 (bg)

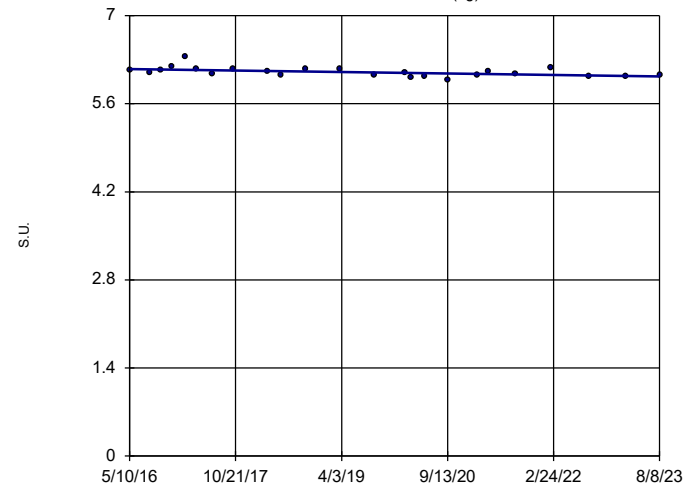


n = 24
 Slope = 0.005218
 units per year.
 Mann-Kendall
 statistic = 42
 critical = 105
 Trend not sig-
 nificant at 99%
 confidence level
 ($\alpha = 0.005$ per
 tail).

Constituent: pH Analysis Run 9/20/2023 2:58 PM View: Appendix III Trend Test
 Plant Scherer Client: Southern Company Data: Scherer AP

Sen's Slope Estimator

SGWA-25 (bg)

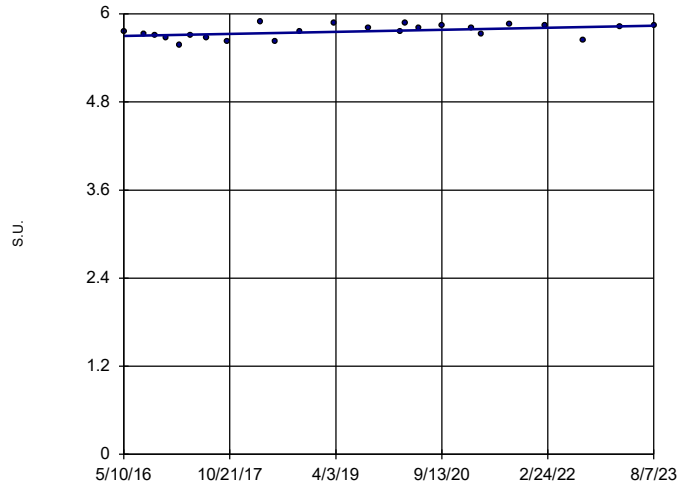


n = 24
 Slope = -0.01625
 units per year.
 Mann-Kendall
 statistic = -101
 critical = -105
 Trend not sig-
 nificant at 99%
 confidence level
 ($\alpha = 0.005$ per
 tail).

Constituent: pH Analysis Run 9/20/2023 2:58 PM View: Appendix III Trend Test
 Plant Scherer Client: Southern Company Data: Scherer AP

Sen's Slope Estimator

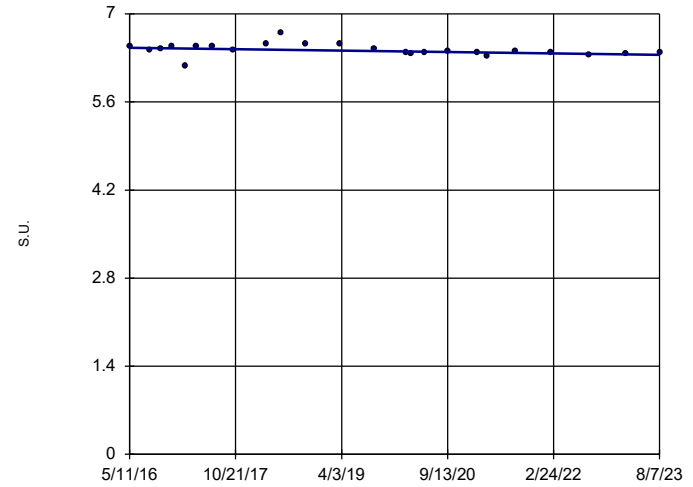
SGWA-3 (bg)



Constituent: pH Analysis Run 9/20/2023 2:58 PM View: Appendix III Trend Test
Plant Scherer Client: Southern Company Data: Scherer AP

Sen's Slope Estimator

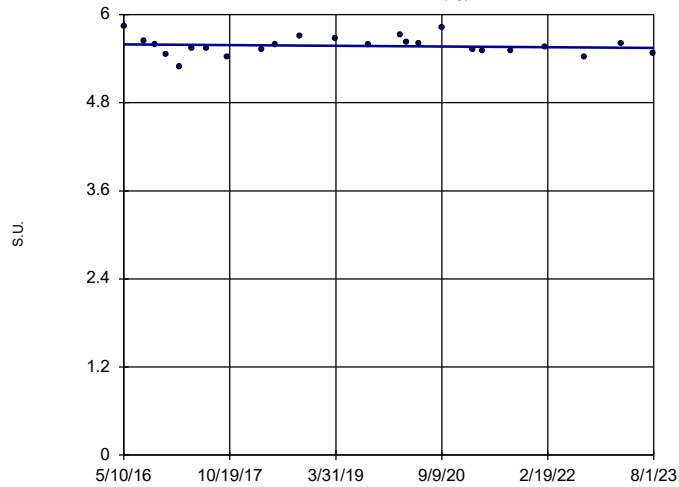
SGWA-4 (bg)



Constituent: pH Analysis Run 9/20/2023 2:58 PM View: Appendix III Trend Test
Plant Scherer Client: Southern Company Data: Scherer AP

Sen's Slope Estimator

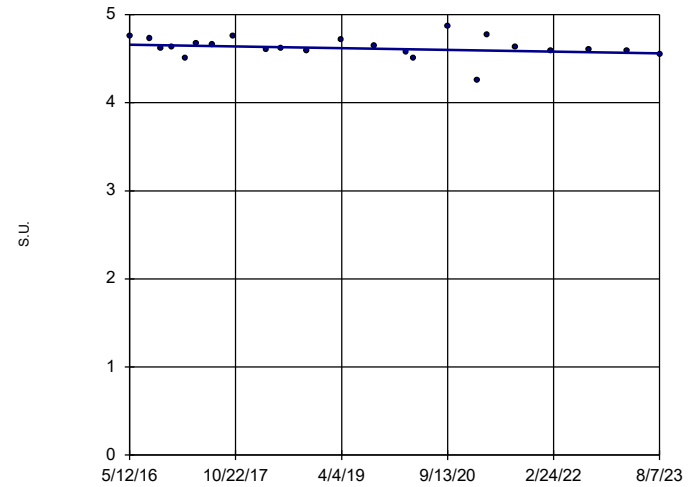
SGWA-5 (bg)



Constituent: pH Analysis Run 9/20/2023 2:58 PM View: Appendix III Trend Test
Plant Scherer Client: Southern Company Data: Scherer AP

Sen's Slope Estimator

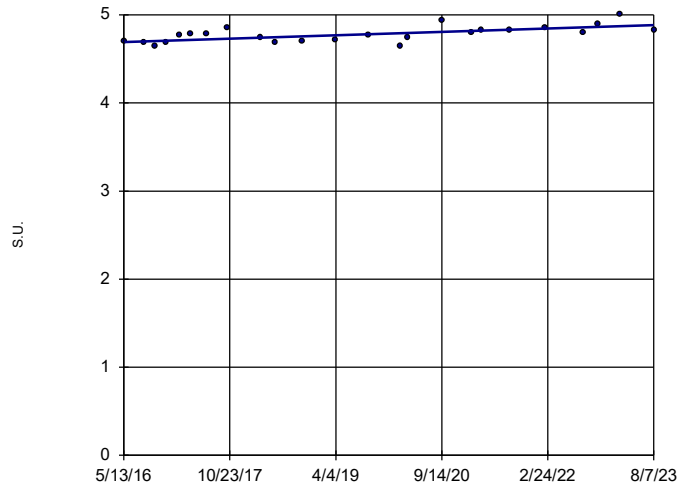
SGWC-15



Constituent: pH Analysis Run 9/20/2023 2:58 PM View: Appendix III Trend Test
Plant Scherer Client: Southern Company Data: Scherer AP

Sen's Slope Estimator

SGWC-18

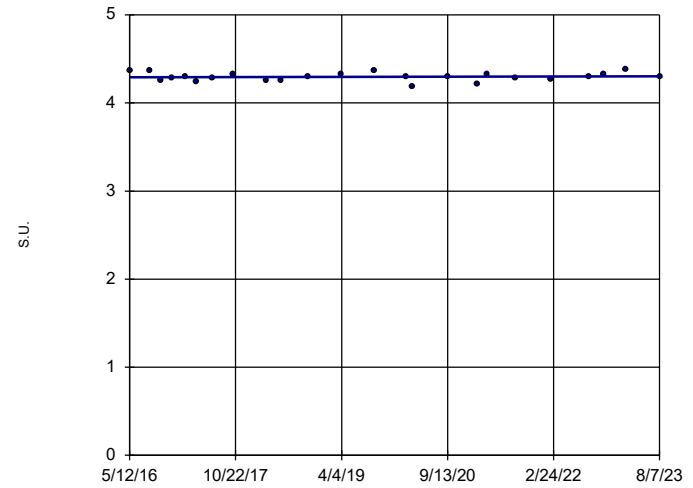


n = 24
 Slope = 0.02655 units per year.
 Mann-Kendall statistic = 141
 critical = 105
 Increasing trend significant at 99% confidence level (α = 0.005 per tail).

Constituent: pH Analysis Run 9/20/2023 2:58 PM View: Appendix III Trend Test
 Plant Scherer Client: Southern Company Data: Scherer AP

Sen's Slope Estimator

SGWC-20

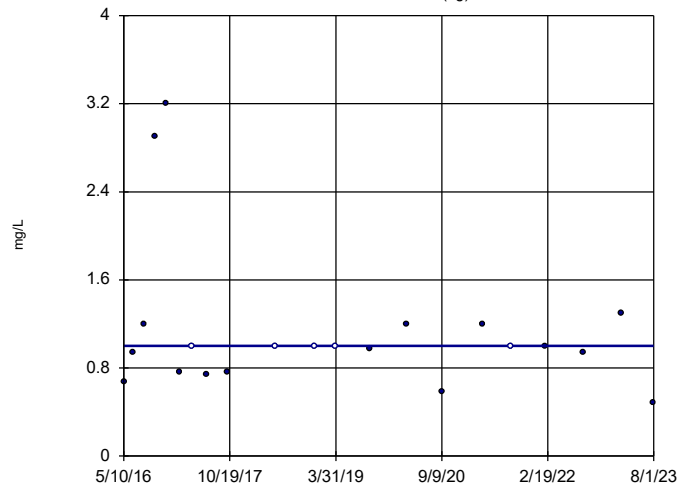


n = 24
 Slope = 0.001519 units per year.
 Mann-Kendall statistic = 17
 critical = 105
 Trend not significant at 99% confidence level (α = 0.005 per tail).

Constituent: pH Analysis Run 9/20/2023 2:58 PM View: Appendix III Trend Test
 Plant Scherer Client: Southern Company Data: Scherer AP

Sen's Slope Estimator

SGWA-1 (bg)

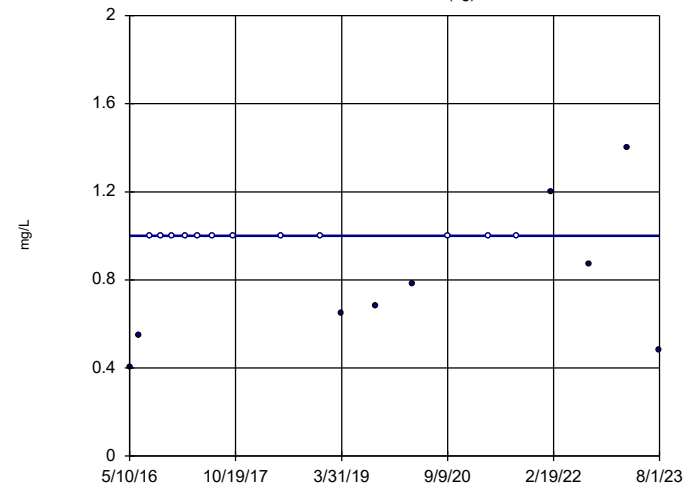


n = 21
 Slope = 0 units per year.
 Mann-Kendall statistic = -2
 critical = -87
 Trend not significant at 99% confidence level (α = 0.005 per tail).

Constituent: Sulfate, total Analysis Run 9/20/2023 2:58 PM View: Appendix III Trend Test
 Plant Scherer Client: Southern Company Data: Scherer AP

Sen's Slope Estimator

SGWA-2 (bg)

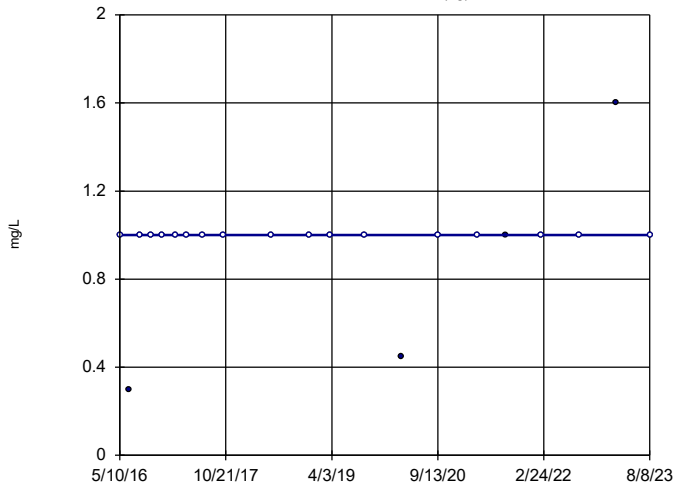


n = 21
 Slope = 0 units per year.
 Mann-Kendall statistic = 26
 critical = 87
 Trend not significant at 99% confidence level (α = 0.005 per tail).

Constituent: Sulfate, total Analysis Run 9/20/2023 2:58 PM View: Appendix III Trend Test
 Plant Scherer Client: Southern Company Data: Scherer AP

Sen's Slope Estimator

SGWA-24 (bg)

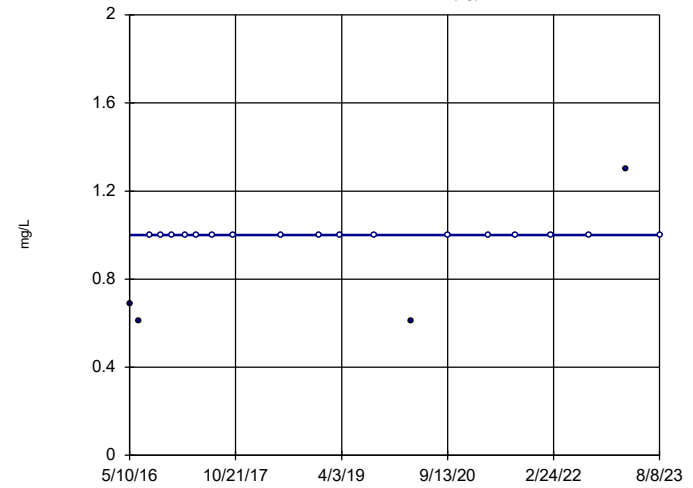


n = 21
 Slope = 0
 units per year.
 Mann-Kendall
 statistic = 29
 critical = 87
 Trend not sig-
 nificant at 99%
 confidence level
 ($\alpha = 0.005$ per
 tail).

Constituent: Sulfate, total Analysis Run 9/20/2023 2:58 PM View: Appendix III Trend Test
 Plant Scherer Client: Southern Company Data: Scherer AP

Sen's Slope Estimator

SGWA-25 (bg)

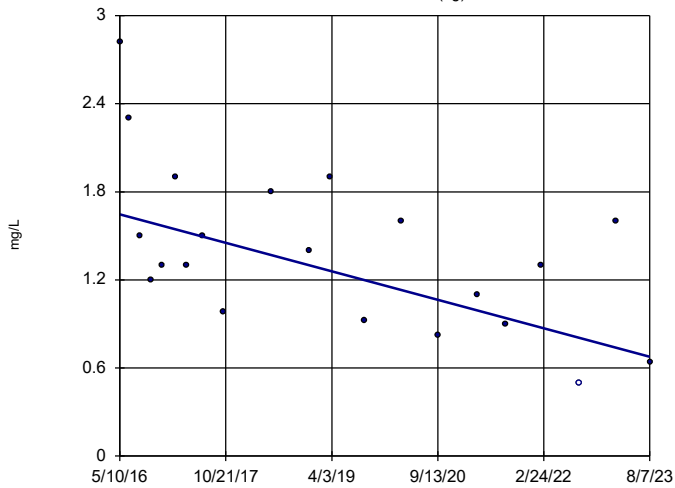


n = 21
 Slope = 0
 units per year.
 Mann-Kendall
 statistic = 45
 critical = 87
 Trend not sig-
 nificant at 99%
 confidence level
 ($\alpha = 0.005$ per
 tail).

Constituent: Sulfate, total Analysis Run 9/20/2023 2:58 PM View: Appendix III Trend Test
 Plant Scherer Client: Southern Company Data: Scherer AP

Sen's Slope Estimator

SGWA-3 (bg)

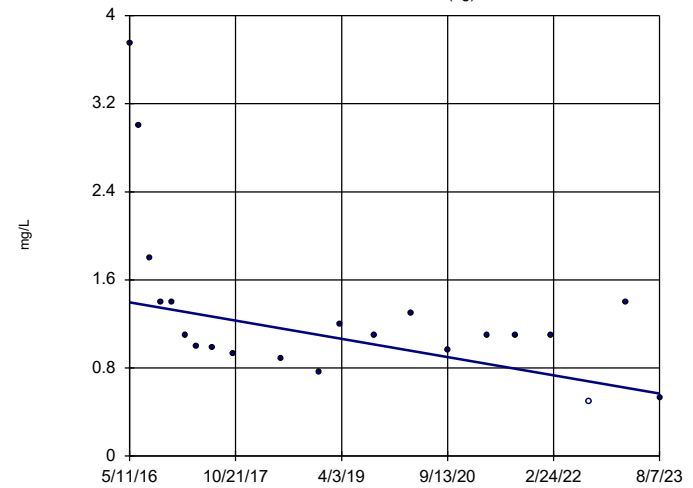


n = 21
 Slope = -0.1339
 units per year.
 Mann-Kendall
 statistic = -88
 critical = -87
 Decreasing trend
 significant at 99%
 confidence level
 ($\alpha = 0.005$ per
 tail).

Constituent: Sulfate, total Analysis Run 9/20/2023 2:58 PM View: Appendix III Trend Test
 Plant Scherer Client: Southern Company Data: Scherer AP

Sen's Slope Estimator

SGWA-4 (bg)

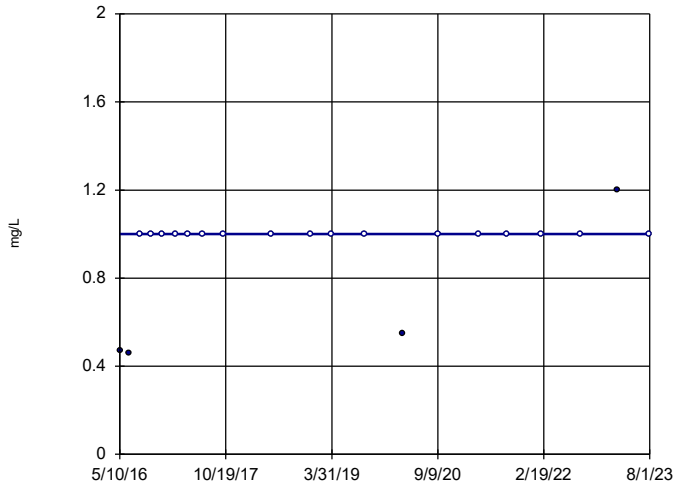


n = 21
 Slope = -0.1145
 units per year.
 Mann-Kendall
 statistic = -87
 critical = -87
 Trend not sig-
 nificant at 99%
 confidence level
 ($\alpha = 0.005$ per
 tail).

Constituent: Sulfate, total Analysis Run 9/20/2023 2:58 PM View: Appendix III Trend Test
 Plant Scherer Client: Southern Company Data: Scherer AP

Sen's Slope Estimator

SGWA-5 (bg)

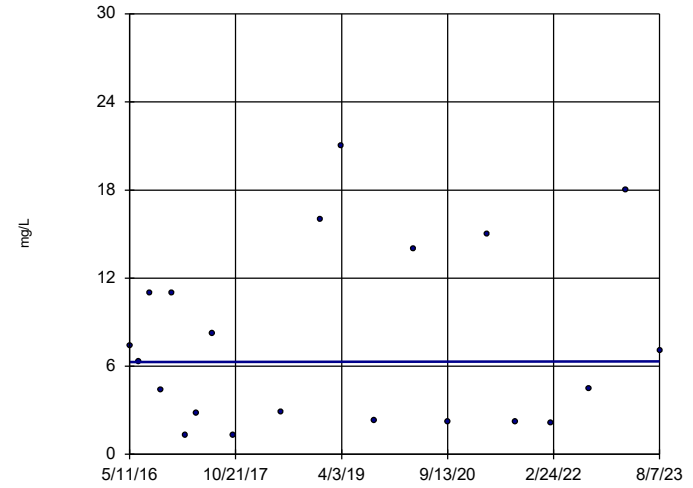


n = 21
 Slope = 0
 units per year.
 Mann-Kendall
 statistic = 48
 critical = 87
 Trend not sig-
 nificant at 99%
 confidence level
 ($\alpha = 0.005$ per
 tail).

Constituent: Sulfate, total Analysis Run 9/20/2023 2:58 PM View: Appendix III Trend Test
 Plant Scherer Client: Southern Company Data: Scherer AP

Sen's Slope Estimator

SGWC-10

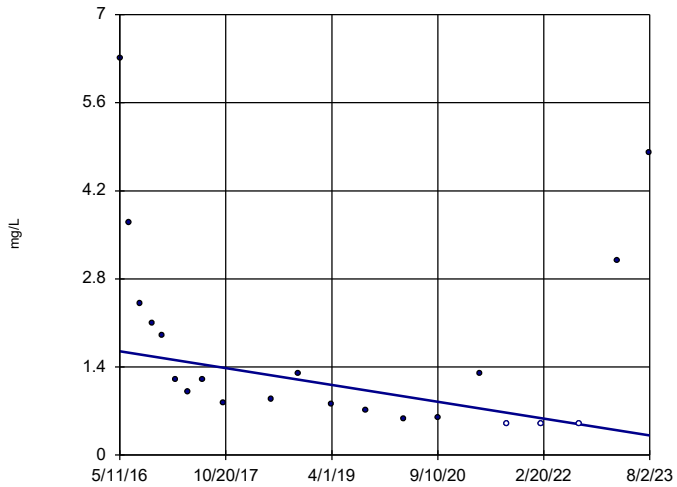


n = 21
 Slope = 0.00856
 units per year.
 Mann-Kendall
 statistic = 3
 critical = 87
 Trend not sig-
 nificant at 99%
 confidence level
 ($\alpha = 0.005$ per
 tail).

Constituent: Sulfate, total Analysis Run 9/20/2023 2:58 PM View: Appendix III Trend Test
 Plant Scherer Client: Southern Company Data: Scherer AP

Sen's Slope Estimator

SGWC-11

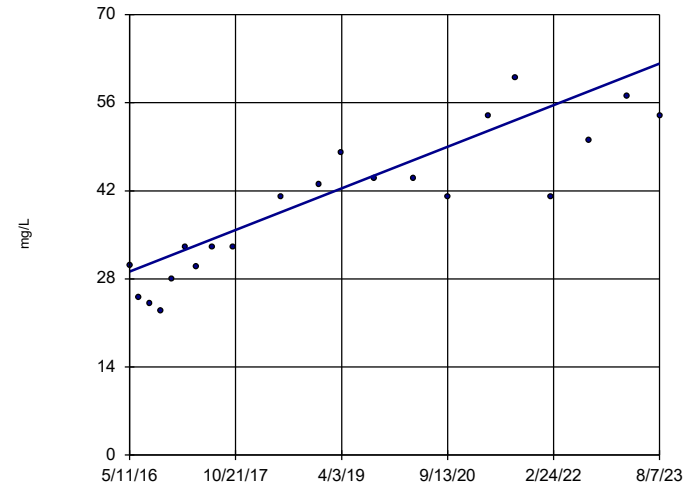


n = 21
 Slope = -0.1847
 units per year.
 Mann-Kendall
 statistic = -99
 critical = -87
 Decreasing trend
 significant at 99%
 confidence level
 ($\alpha = 0.005$ per
 tail).

Constituent: Sulfate, total Analysis Run 9/20/2023 2:58 PM View: Appendix III Trend Test
 Plant Scherer Client: Southern Company Data: Scherer AP

Sen's Slope Estimator

SGWC-12

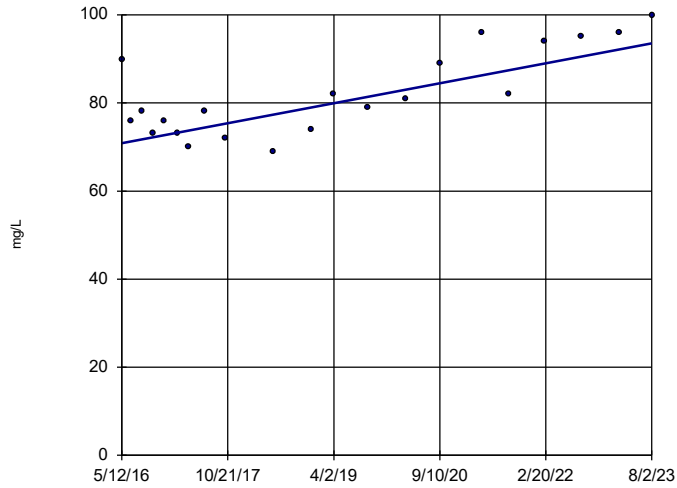


n = 21
 Slope = 4.567
 units per year.
 Mann-Kendall
 statistic = 150
 critical = 87
 Increasing trend
 significant at 99%
 confidence level
 ($\alpha = 0.005$ per
 tail).

Constituent: Sulfate, total Analysis Run 9/20/2023 2:58 PM View: Appendix III Trend Test
 Plant Scherer Client: Southern Company Data: Scherer AP

Sen's Slope Estimator

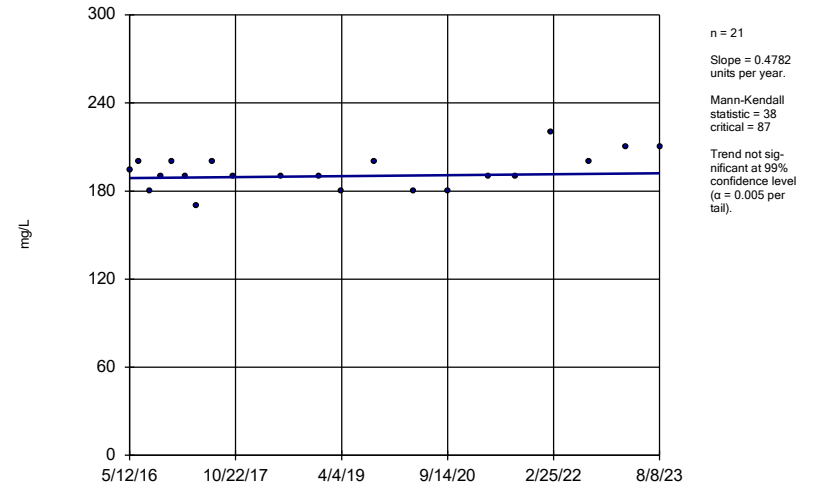
SGWC-13



Constituent: Sulfate, total Analysis Run 9/20/2023 2:58 PM View: Appendix III Trend Test
Plant Scherer Client: Southern Company Data: Scherer AP

Sen's Slope Estimator

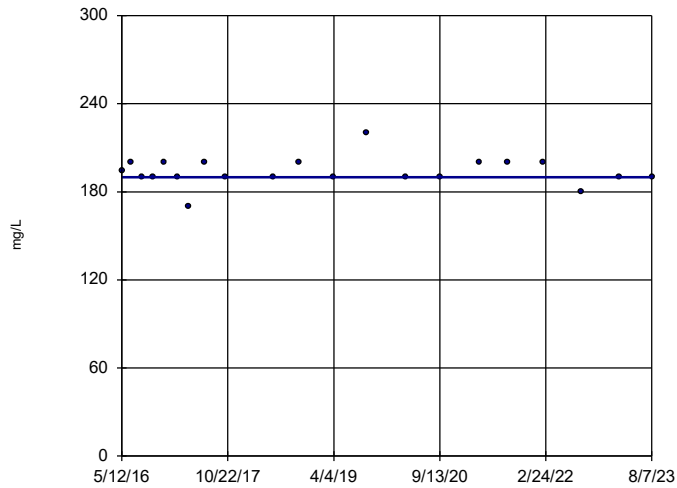
SGWC-14



Constituent: Sulfate, total Analysis Run 9/20/2023 2:58 PM View: Appendix III Trend Test
Plant Scherer Client: Southern Company Data: Scherer AP

Sen's Slope Estimator

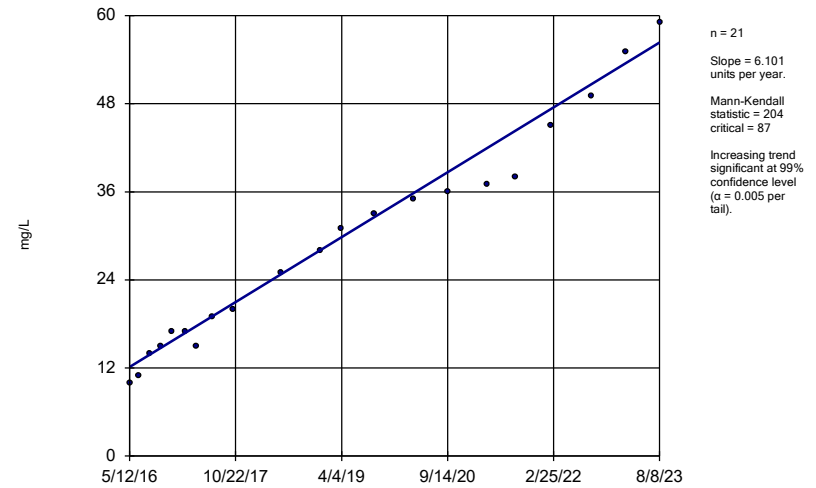
SGWC-15



Constituent: Sulfate, total Analysis Run 9/20/2023 2:58 PM View: Appendix III Trend Test
Plant Scherer Client: Southern Company Data: Scherer AP

Sen's Slope Estimator

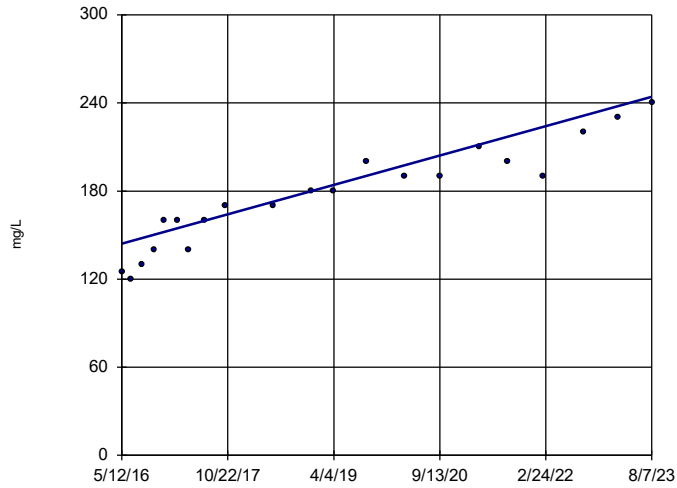
SGWC-16



Constituent: Sulfate, total Analysis Run 9/20/2023 2:58 PM View: Appendix III Trend Test
Plant Scherer Client: Southern Company Data: Scherer AP

Sen's Slope Estimator

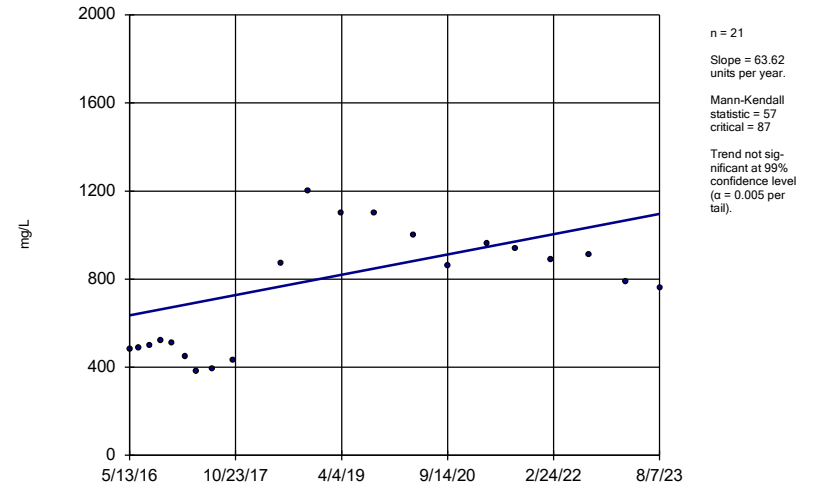
SGWC-17



Constituent: Sulfate, total Analysis Run 9/20/2023 2:58 PM View: Appendix III Trend Test
Plant Scherer Client: Southern Company Data: Scherer AP

Sen's Slope Estimator

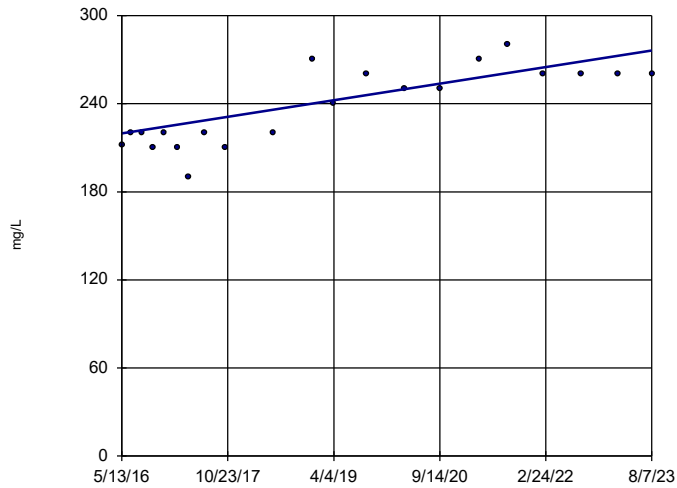
SGWC-18



Constituent: Sulfate, total Analysis Run 9/20/2023 2:58 PM View: Appendix III Trend Test
Plant Scherer Client: Southern Company Data: Scherer AP

Sen's Slope Estimator

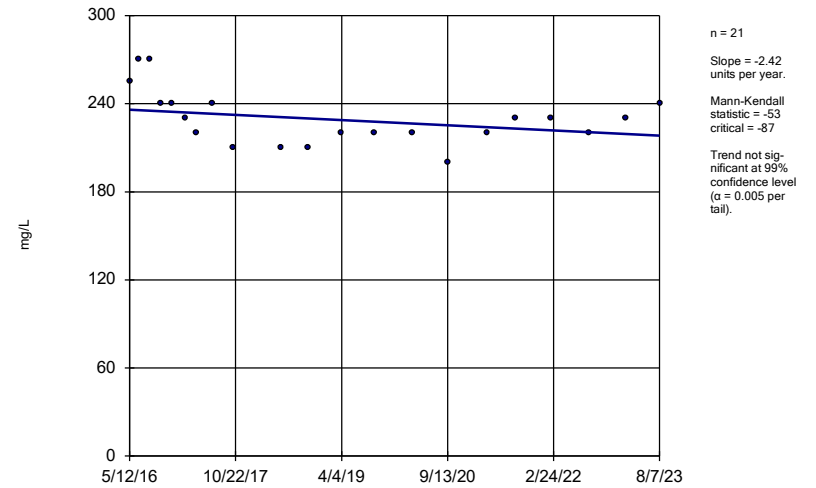
SGWC-19



Constituent: Sulfate, total Analysis Run 9/20/2023 2:58 PM View: Appendix III Trend Test
Plant Scherer Client: Southern Company Data: Scherer AP

Sen's Slope Estimator

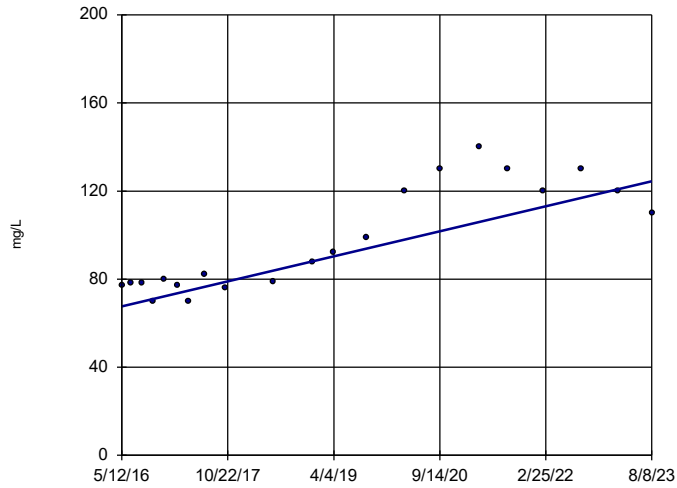
SGWC-20



Constituent: Sulfate, total Analysis Run 9/20/2023 2:58 PM View: Appendix III Trend Test
Plant Scherer Client: Southern Company Data: Scherer AP

Sen's Slope Estimator

SGWC-21

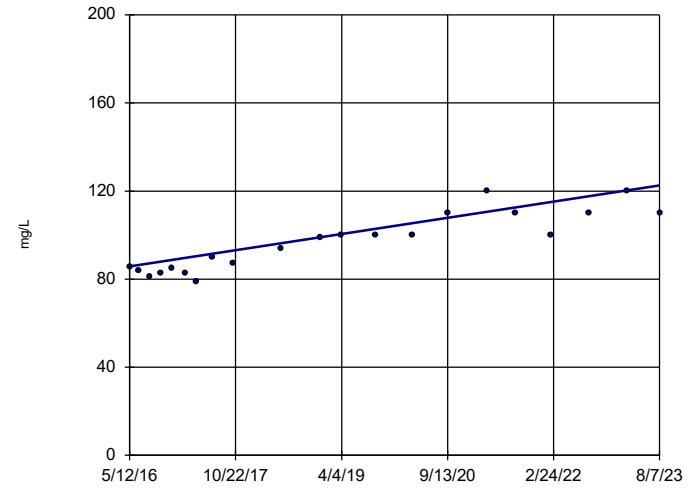


n = 21
 Slope = 7.846
 units per year.
 Mann-Kendall
 statistic = 132
 critical = 87
 Increasing trend
 significant at 99%
 confidence level
 ($\alpha = 0.005$ per
 tail).

Constituent: Sulfate, total Analysis Run 9/20/2023 2:58 PM View: Appendix III Trend Test
 Plant Scherer Client: Southern Company Data: Scherer AP

Sen's Slope Estimator

SGWC-22

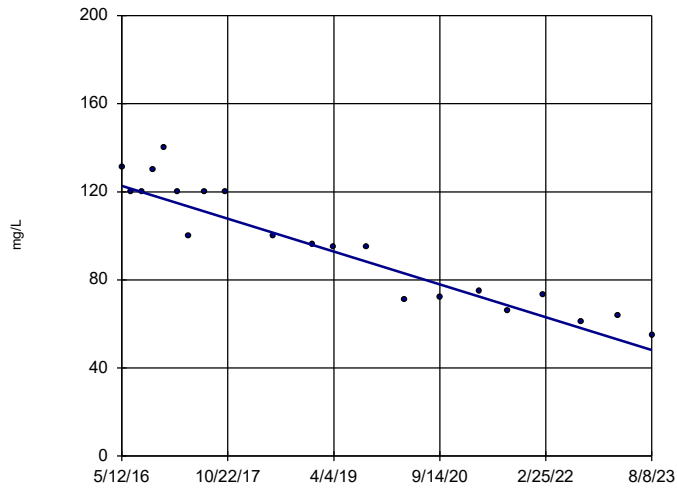


n = 21
 Slope = 5.072
 units per year.
 Mann-Kendall
 statistic = 150
 critical = 87
 Increasing trend
 significant at 99%
 confidence level
 ($\alpha = 0.005$ per
 tail).

Constituent: Sulfate, total Analysis Run 9/20/2023 2:58 PM View: Appendix III Trend Test
 Plant Scherer Client: Southern Company Data: Scherer AP

Sen's Slope Estimator

SGWC-23

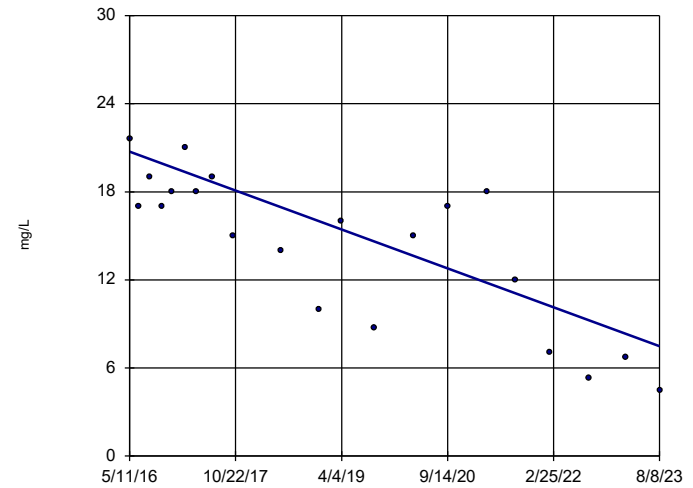


n = 21
 Slope = -10.29
 units per year.
 Mann-Kendall
 statistic = -168
 critical = -87
 Decreasing trend
 significant at 99%
 confidence level
 ($\alpha = 0.005$ per
 tail).

Constituent: Sulfate, total Analysis Run 9/20/2023 2:58 PM View: Appendix III Trend Test
 Plant Scherer Client: Southern Company Data: Scherer AP

Sen's Slope Estimator

SGWC-7

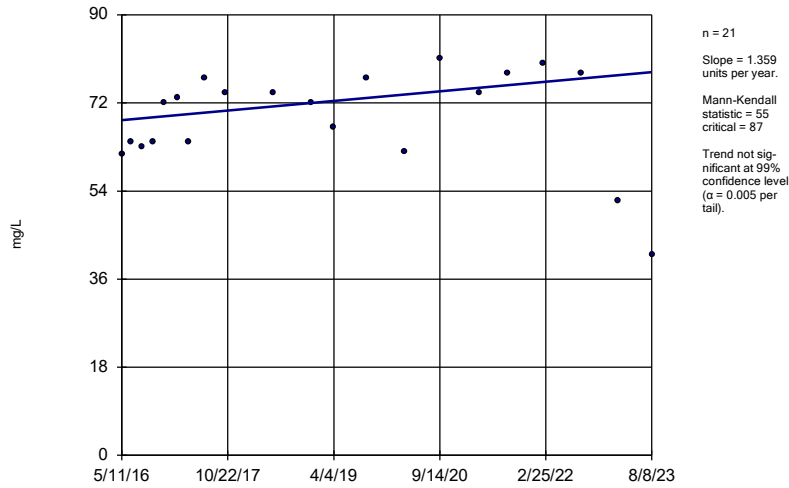


n = 21
 Slope = -1.829
 units per year.
 Mann-Kendall
 statistic = -128
 critical = -87
 Decreasing trend
 significant at 99%
 confidence level
 ($\alpha = 0.005$ per
 tail).

Constituent: Sulfate, total Analysis Run 9/20/2023 2:58 PM View: Appendix III Trend Test
 Plant Scherer Client: Southern Company Data: Scherer AP

Sen's Slope Estimator

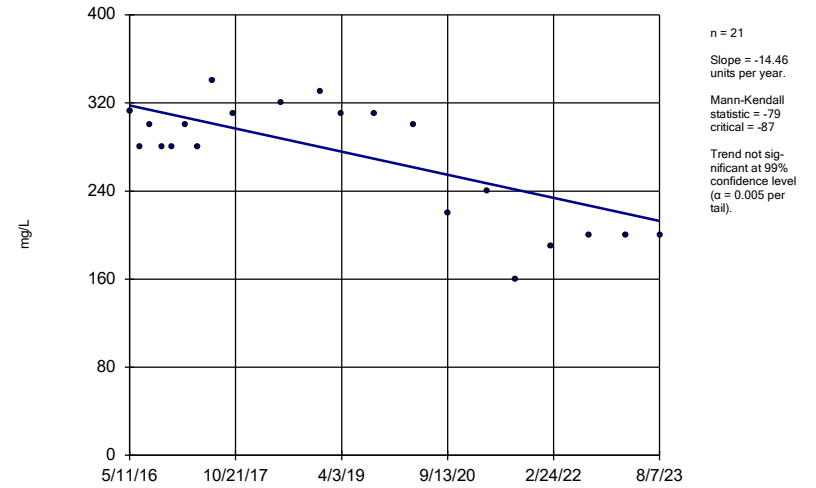
SGWC-8



Constituent: Sulfate, total Analysis Run 9/20/2023 2:58 PM View: Appendix III Trend Test
Plant Scherer Client: Southern Company Data: Scherer AP

Sen's Slope Estimator

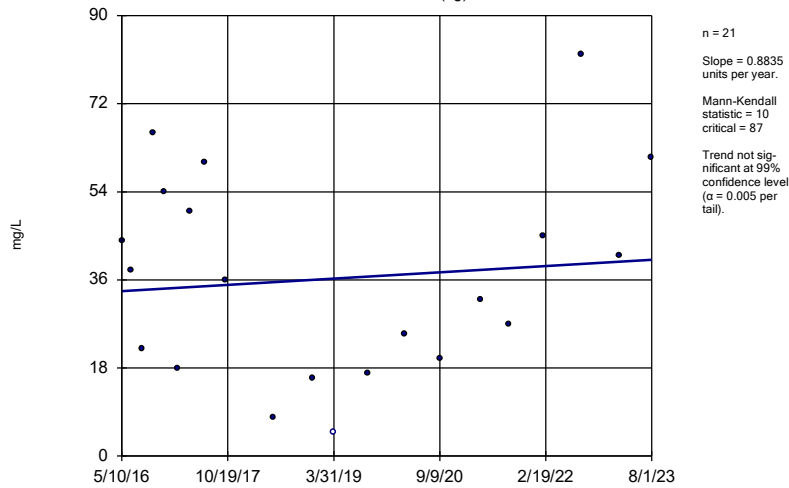
SGWC-9



Constituent: Sulfate, total Analysis Run 9/20/2023 2:58 PM View: Appendix III Trend Test
Plant Scherer Client: Southern Company Data: Scherer AP

Sen's Slope Estimator

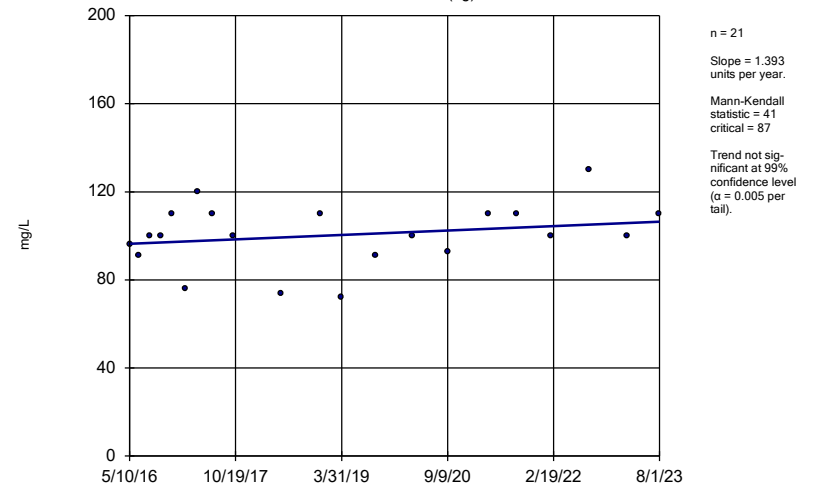
SGWA-1 (bg)



Constituent: Total Dissolved Solids [TDS] Analysis Run 9/20/2023 2:59 PM View: Appendix III Trend Test
Plant Scherer Client: Southern Company Data: Scherer AP

Sen's Slope Estimator

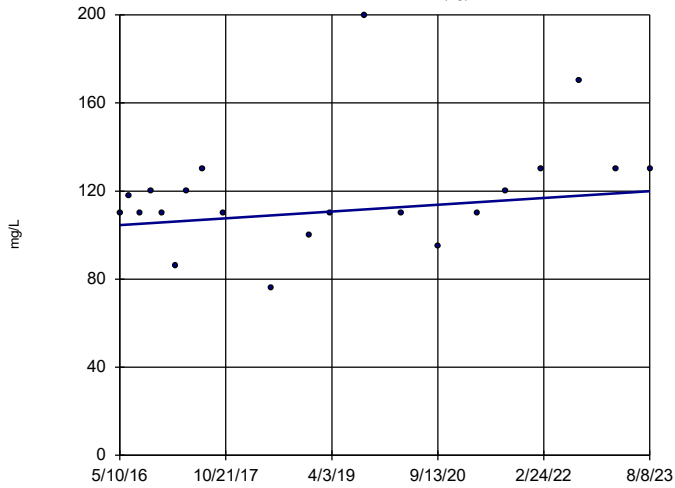
SGWA-2 (bg)



Constituent: Total Dissolved Solids [TDS] Analysis Run 9/20/2023 2:59 PM View: Appendix III Trend Test
Plant Scherer Client: Southern Company Data: Scherer AP

Sen's Slope Estimator

SGWA-24 (bg)

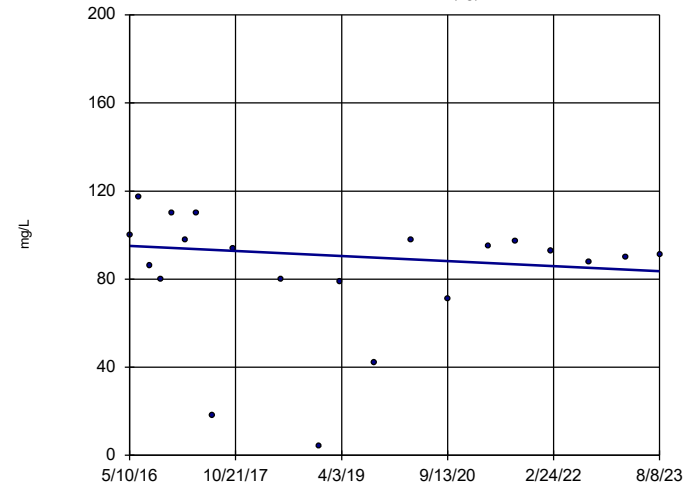


n = 21
 Slope = 2.127
 units per year.
 Mann-Kendall
 statistic = 54
 critical = 87
 Trend not sig-
 nificant at 99%
 confidence level
 ($\alpha = 0.005$ per
 tail).

Constituent: Total Dissolved Solids [TDS] Analysis Run 9/20/2023 2:59 PM View: Appendix III Trend Test
 Plant Scherer Client: Southern Company Data: Scherer AP

Sen's Slope Estimator

SGWA-25 (bg)

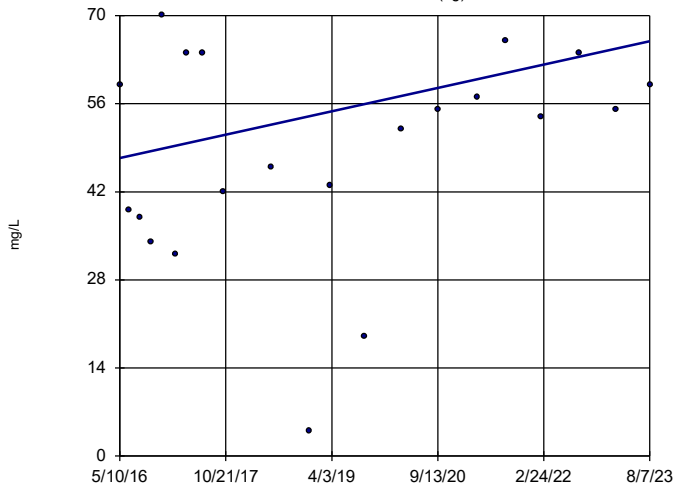


n = 21
 Slope = -1.592
 units per year.
 Mann-Kendall
 statistic = -41
 critical = -87
 Trend not sig-
 nificant at 99%
 confidence level
 ($\alpha = 0.005$ per
 tail).

Constituent: Total Dissolved Solids [TDS] Analysis Run 9/20/2023 2:59 PM View: Appendix III Trend Test
 Plant Scherer Client: Southern Company Data: Scherer AP

Sen's Slope Estimator

SGWA-3 (bg)

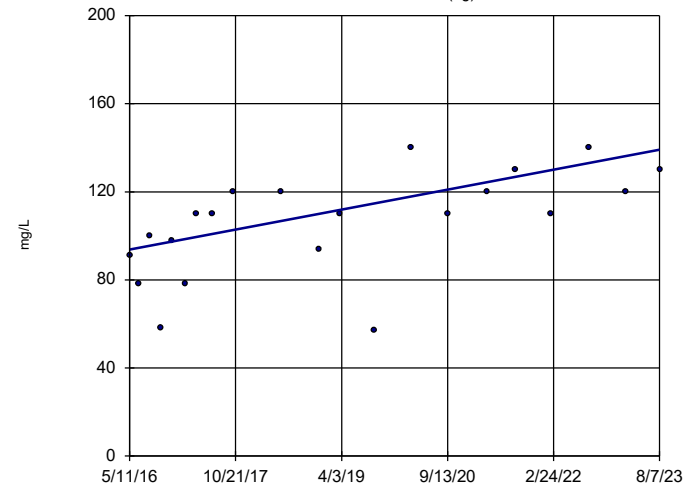


n = 21
 Slope = 2.56
 units per year.
 Mann-Kendall
 statistic = 43
 critical = 87
 Trend not sig-
 nificant at 99%
 confidence level
 ($\alpha = 0.005$ per
 tail).

Constituent: Total Dissolved Solids [TDS] Analysis Run 9/20/2023 2:59 PM View: Appendix III Trend Test
 Plant Scherer Client: Southern Company Data: Scherer AP

Sen's Slope Estimator

SGWA-4 (bg)

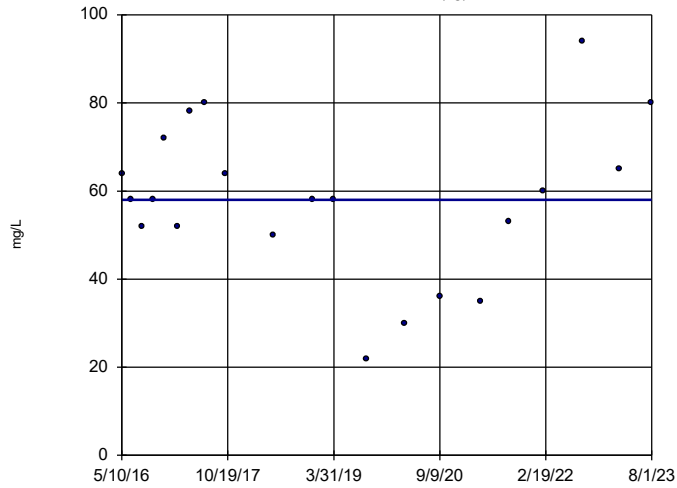


n = 21
 Slope = 6.246
 units per year.
 Mann-Kendall
 statistic = 105
 critical = 87
 Increasing trend
 significant at 99%
 confidence level
 ($\alpha = 0.005$ per
 tail).

Constituent: Total Dissolved Solids [TDS] Analysis Run 9/20/2023 2:59 PM View: Appendix III Trend Test
 Plant Scherer Client: Southern Company Data: Scherer AP

Sen's Slope Estimator

SGWA-5 (bg)

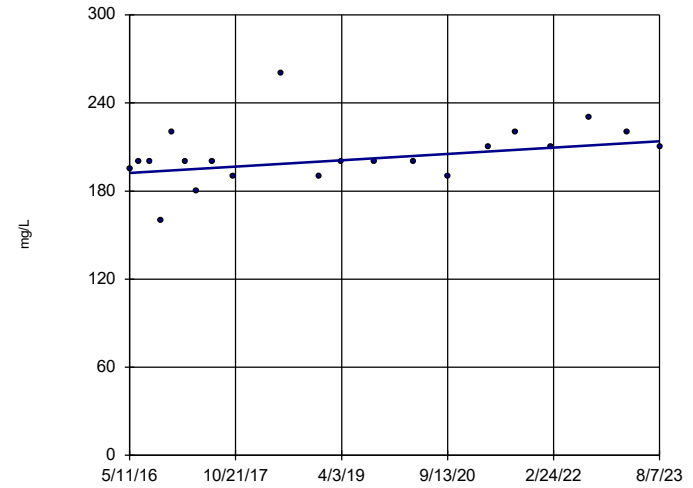


n = 21
 Slope = 0
 units per year.
 Mann-Kendall
 statistic = 5
 critical = 87
 Trend not sig-
 nificant at 99%
 confidence level
 ($\alpha = 0.005$ per
 tail).

Constituent: Total Dissolved Solids [TDS] Analysis Run 9/20/2023 2:59 PM View: Appendix III Trend Test
 Plant Scherer Client: Southern Company Data: Scherer AP

Sen's Slope Estimator

SGWC-12

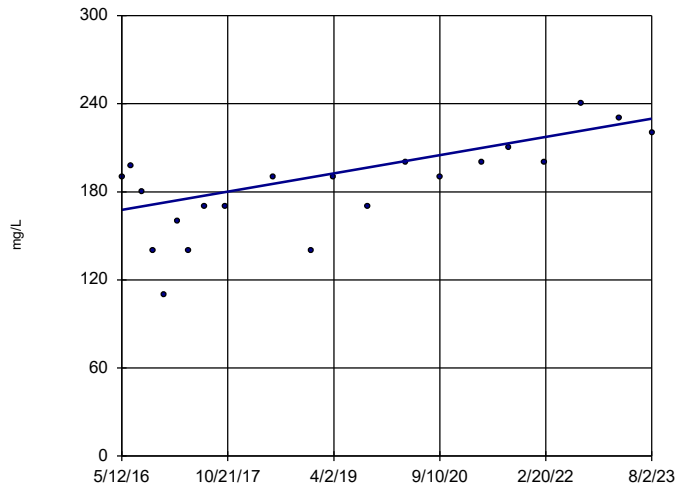


n = 21
 Slope = 2.986
 units per year.
 Mann-Kendall
 statistic = 74
 critical = 87
 Trend not sig-
 nificant at 99%
 confidence level
 ($\alpha = 0.005$ per
 tail).

Constituent: Total Dissolved Solids [TDS] Analysis Run 9/20/2023 2:59 PM View: Appendix III Trend Test
 Plant Scherer Client: Southern Company Data: Scherer AP

Sen's Slope Estimator

SGWC-13

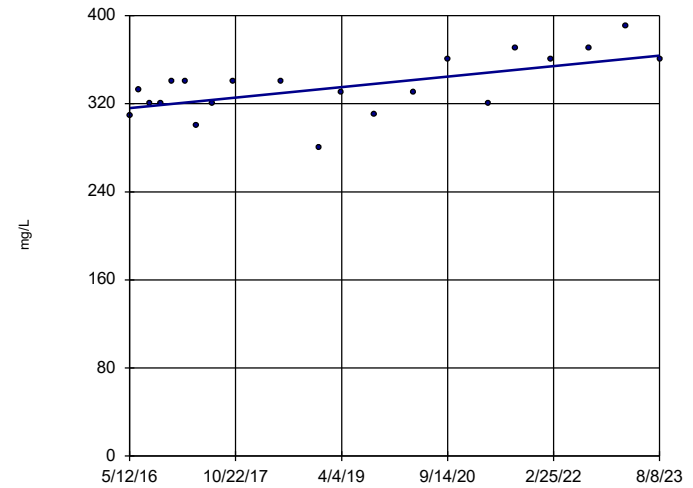


n = 21
 Slope = 8.612
 units per year.
 Mann-Kendall
 statistic = 111
 critical = 87
 Increasing trend
 significant at 99%
 confidence level
 ($\alpha = 0.005$ per
 tail).

Constituent: Total Dissolved Solids [TDS] Analysis Run 9/20/2023 2:59 PM View: Appendix III Trend Test
 Plant Scherer Client: Southern Company Data: Scherer AP

Sen's Slope Estimator

SGWC-14

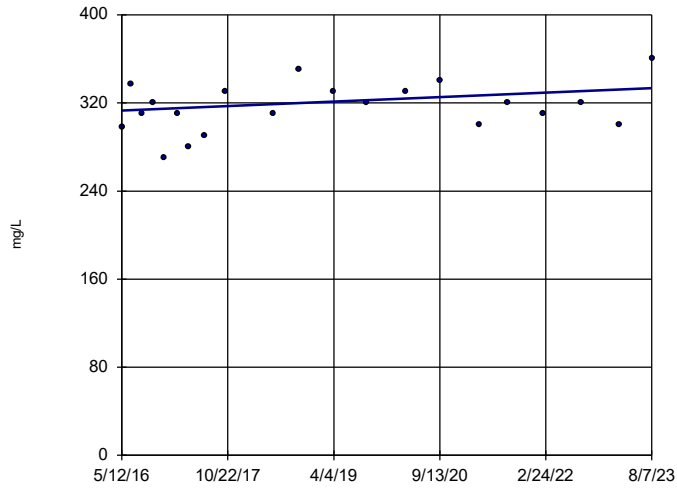


n = 21
 Slope = 6.595
 units per year.
 Mann-Kendall
 statistic = 89
 critical = 87
 Increasing trend
 significant at 99%
 confidence level
 ($\alpha = 0.005$ per
 tail).

Constituent: Total Dissolved Solids [TDS] Analysis Run 9/20/2023 2:59 PM View: Appendix III Trend Test
 Plant Scherer Client: Southern Company Data: Scherer AP

Sen's Slope Estimator

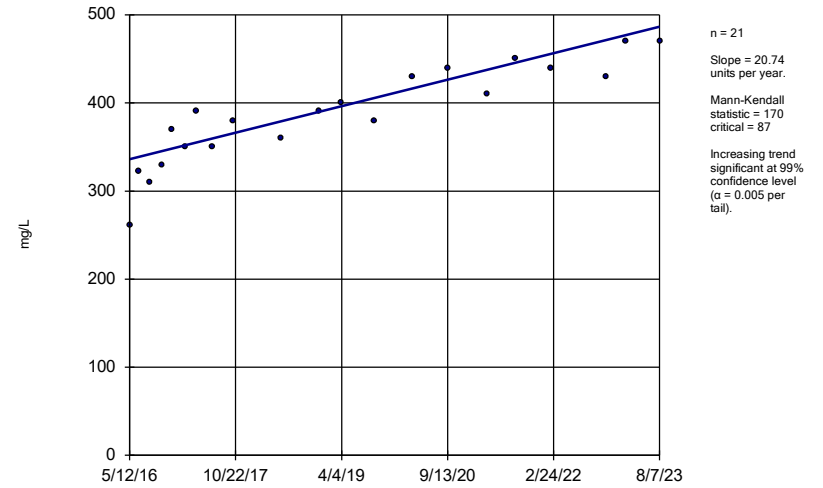
SGWC-15



Constituent: Total Dissolved Solids [TDS] Analysis Run 9/20/2023 2:59 PM View: Appendix III Trend Test
Plant Scherer Client: Southern Company Data: Scherer AP

Sen's Slope Estimator

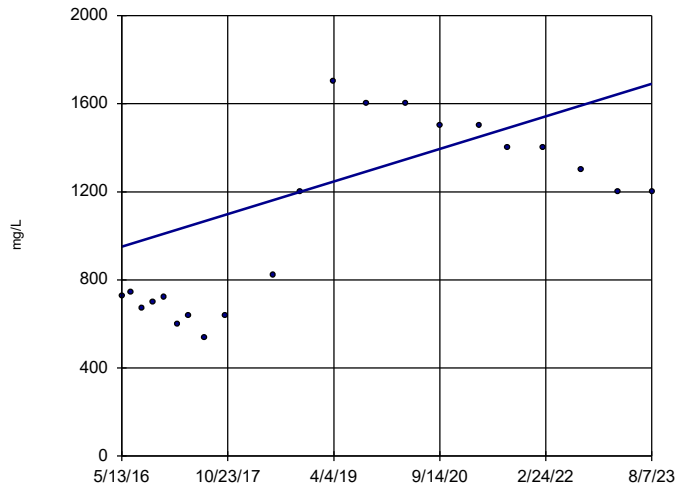
SGWC-17



Constituent: Total Dissolved Solids [TDS] Analysis Run 9/20/2023 2:59 PM View: Appendix III Trend Test
Plant Scherer Client: Southern Company Data: Scherer AP

Sen's Slope Estimator

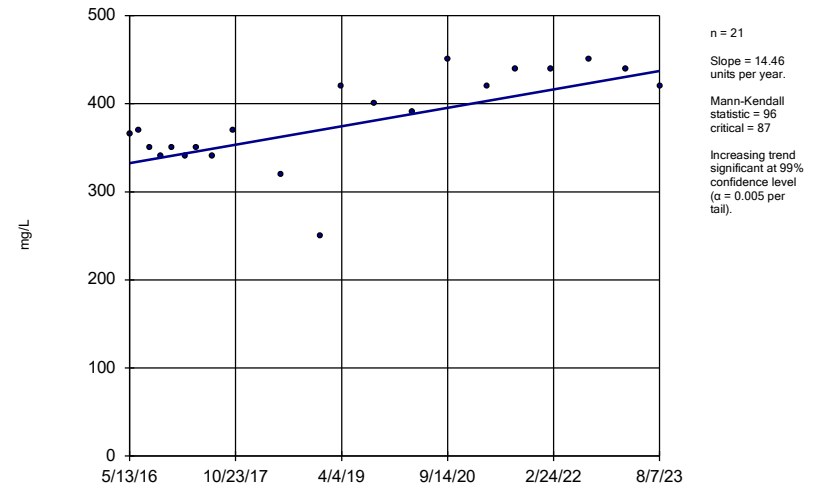
SGWC-18



Constituent: Total Dissolved Solids [TDS] Analysis Run 9/20/2023 2:59 PM View: Appendix III Trend Test
Plant Scherer Client: Southern Company Data: Scherer AP

Sen's Slope Estimator

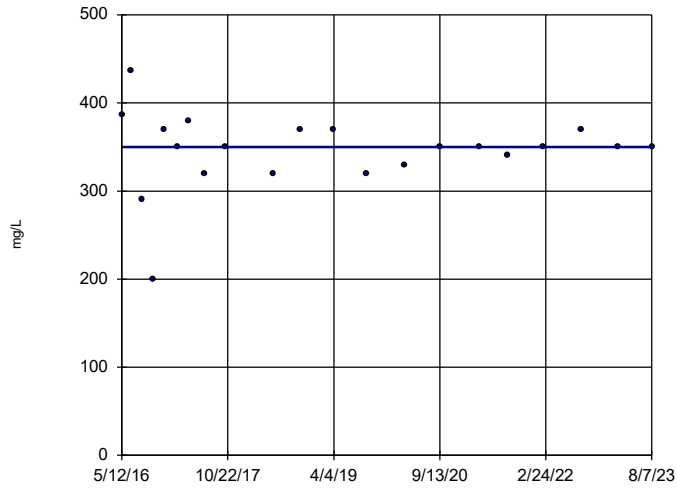
SGWC-19



Constituent: Total Dissolved Solids [TDS] Analysis Run 9/20/2023 2:59 PM View: Appendix III Trend Test
Plant Scherer Client: Southern Company Data: Scherer AP

Sen's Slope Estimator

SGWC-20

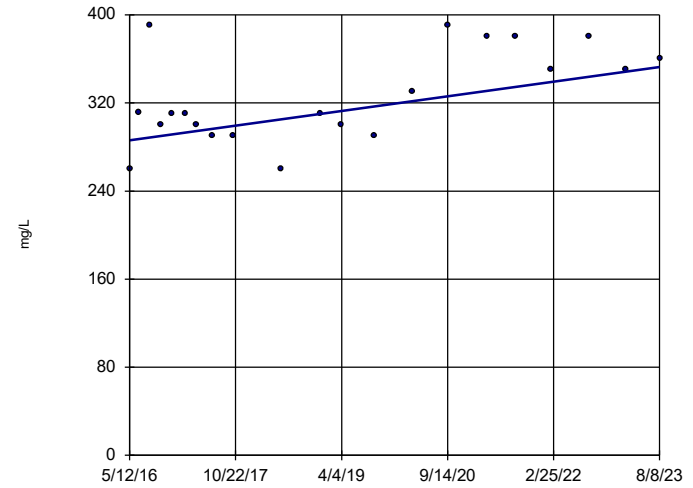


n = 21
 Slope = 0
 units per year.
 Mann-Kendall
 statistic = -8
 critical = -87
 Trend not sig-
 nificant at 99%
 confidence level
 ($\alpha = 0.005$ per
 tail).

Constituent: Total Dissolved Solids [TDS] Analysis Run 9/20/2023 2:59 PM View: Appendix III Trend Test
 Plant Scherer Client: Southern Company Data: Scherer AP

Sen's Slope Estimator

SGWC-21

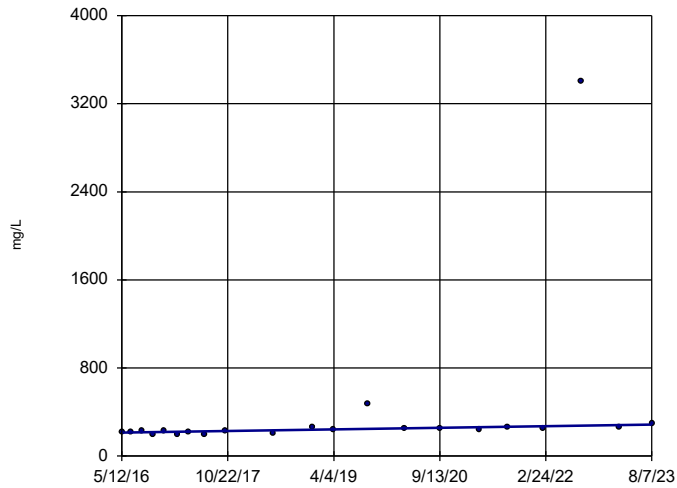


n = 21
 Slope = 9.175
 units per year.
 Mann-Kendall
 statistic = 63
 critical = 87
 Trend not sig-
 nificant at 99%
 confidence level
 ($\alpha = 0.005$ per
 tail).

Constituent: Total Dissolved Solids [TDS] Analysis Run 9/20/2023 2:59 PM View: Appendix III Trend Test
 Plant Scherer Client: Southern Company Data: Scherer AP

Sen's Slope Estimator

SGWC-22

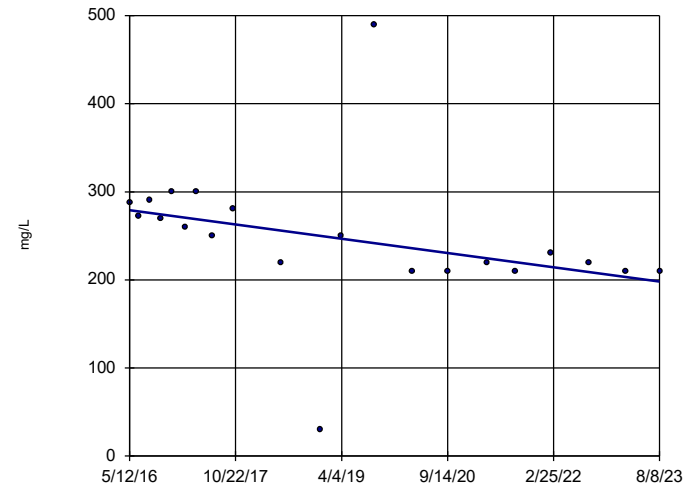


n = 21
 Slope = 10.1
 units per year.
 Mann-Kendall
 statistic = 123
 critical = 87
 Increasing trend
 significant at 99%
 confidence level
 ($\alpha = 0.005$ per
 tail).

Constituent: Total Dissolved Solids [TDS] Analysis Run 9/20/2023 2:59 PM View: Appendix III Trend Test
 Plant Scherer Client: Southern Company Data: Scherer AP

Sen's Slope Estimator

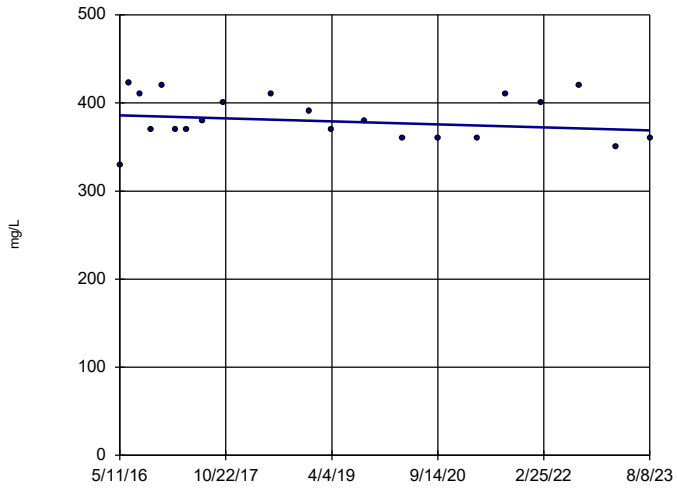
SGWC-23



n = 21
 Slope = -11.16
 units per year.
 Mann-Kendall
 statistic = -101
 critical = -87
 Decreasing trend
 significant at 99%
 confidence level
 ($\alpha = 0.005$ per
 tail).

Constituent: Total Dissolved Solids [TDS] Analysis Run 9/20/2023 2:59 PM View: Appendix III Trend Test
 Plant Scherer Client: Southern Company Data: Scherer AP

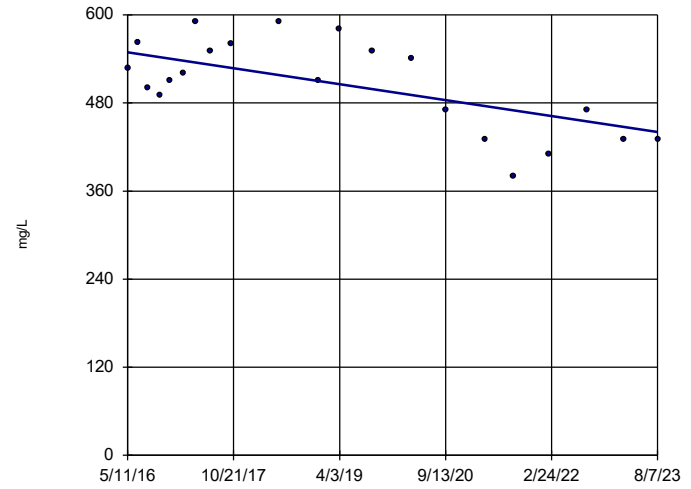
Sen's Slope Estimator SGWC-8



n = 21
Slope = -2.359
units per year.
Mann-Kendall
statistic = -34
critical = -87
Trend not sig-
nificant at 99%
confidence level
($\alpha = 0.005$ per
tail).

Constituent: Total Dissolved Solids [TDS] Analysis Run 9/20/2023 2:59 PM View: Appendix III Trend Test
Plant Scherer Client: Southern Company Data: Scherer AP

Sen's Slope Estimator SGWC-9



n = 21
Slope = -15.01
units per year.
Mann-Kendall
statistic = -79
critical = -87
Trend not sig-
nificant at 99%
confidence level
($\alpha = 0.005$ per
tail).

Constituent: Total Dissolved Solids [TDS] Analysis Run 9/20/2023 2:59 PM View: Appendix III Trend Test
Plant Scherer Client: Southern Company Data: Scherer AP

FIGURE F.

Tolerance Limit Summary Table - All Results

Plant Scherer Client: Southern Company Data: Scherer AP Printed 9/28/2023, 12:28 PM

<u>Constituent</u>	<u>Well</u>	<u>Upper Lim.</u>	<u>Lower Lim.</u>	<u>Date</u>	<u>Observ.</u>	<u>Sig.Bg N</u>	<u>Bg Mean</u>	<u>Std. Dev.</u>	<u>%NDs</u>	<u>ND Adj.</u>	<u>Transform</u>	<u>Alpha</u>	<u>Method</u>
Antimony (mg/L)	n/a	0.0021	n/a	n/a	n/a	n/a 133	n/a	n/a	94.74	n/a	n/a	0.00109	NP Inter(NDs)
Arsenic (mg/L)	n/a	0.0015	n/a	n/a	n/a	n/a 168	n/a	n/a	86.9	n/a	n/a	0.000181	NP Inter(NDs)
Barium (mg/L)	n/a	0.078	n/a	n/a	n/a	n/a 168	n/a	n/a	0	n/a	n/a	0.000181	NP Inter(normality)
Beryllium (mg/L)	n/a	0.0025	n/a	n/a	n/a	n/a 168	n/a	n/a	93.45	n/a	n/a	0.000181	NP Inter(NDs)
Cadmium (mg/L)	n/a	0.0025	n/a	n/a	n/a	n/a 161	n/a	n/a	98.76	n/a	n/a	0.0002591	NP Inter(NDs)
Chromium (mg/L)	n/a	0.024	n/a	n/a	n/a	n/a 175	n/a	n/a	27.43	n/a	n/a	NaN	NP Inter(normality)
Cobalt (mg/L)	n/a	0.02	n/a	n/a	n/a	n/a 168	n/a	n/a	65.48	n/a	n/a	0.000181	NP Inter(NDs)
Combined Radium 226 + 228 (pCi/L)	n/a	1.66	n/a	n/a	n/a	n/a 168	n/a	n/a	0	n/a	n/a	0.000181	NP Inter(normality)
Fluoride, total (mg/L)	n/a	0.16	n/a	n/a	n/a	n/a 174	n/a	n/a	54.6	n/a	n/a	NaN	NP Inter(NDs)
Lead (mg/L)	n/a	0.001	n/a	n/a	n/a	n/a 168	n/a	n/a	93.45	n/a	n/a	0.000181	NP Inter(NDs)
Lithium (mg/L)	n/a	0.005	n/a	n/a	n/a	n/a 168	n/a	n/a	86.31	n/a	n/a	0.000181	NP Inter(NDs)
Mercury (mg/L)	n/a	0.0005	n/a	n/a	n/a	n/a 170	n/a	n/a	92.35	n/a	n/a	0.0001633	NP Inter(NDs)
Molybdenum (mg/L)	n/a	0.015	n/a	n/a	n/a	n/a 161	n/a	n/a	92.55	n/a	n/a	0.0002591	NP Inter(NDs)
Selenium (mg/L)	n/a	0.005	n/a	n/a	n/a	n/a 168	n/a	n/a	92.26	n/a	n/a	0.000181	NP Inter(NDs)
Thallium (mg/L)	n/a	0.001	n/a	n/a	n/a	n/a 168	n/a	n/a	92.86	n/a	n/a	0.000181	NP Inter(NDs)

FIGURE G.

SCHERER ASH POND GWPS				
Constituent Name	MCL	CCR-Rule Specified	Background Limit	GWPS
Antimony, Total (mg/L)	0.006		0.0021	0.006
Arsenic, Total (mg/L)	0.01		0.0015	0.01
Barium, Total (mg/L)	2		0.078	2
Beryllium, Total (mg/L)	0.004		0.0025	0.004
Cadmium, Total (mg/L)	0.005		0.0025	0.005
Chromium, Total (mg/L)	0.1		0.024	0.1
Cobalt, Total (mg/L)		0.006	0.02	0.02
Combined Radium, Total (pCi/L)	5		1.66	5
Fluoride, Total (mg/L)	4		0.16	4
Lead, Total (mg/L)		0.015	0.001	0.015
Lithium, Total (mg/L)		0.04	0.005	0.04
Mercury, Total (mg/L)	0.002		0.0005	0.002
Molybdenum, Total (mg/L)		0.1	0.015	0.1
Selenium, Total (mg/L)	0.05		0.005	0.05
Thallium, Total (mg/L)	0.002		0.001	0.002

Grey cell indicates Background Limit is higher than MCL or CCR-Rule Specified Level

**GWPS = Groundwater Protection Standard*

**MCL = Maximum Contaminant Level*

**CCR = Coal Combustion Residuals*

FIGURE H.

Appendix IV Confidence Intervals - Significant Results

Plant Scherer Client: Southern Company Data: Scherer AP Printed 9/27/2023, 5:44 PM

<u>Constituent</u>	<u>Well</u>	<u>Upper Lim.</u>	<u>Lower Lim.</u>	<u>Compliance</u>	<u>Lower Compl.</u>	<u>Sig.</u>	<u>N</u>	<u>Mean</u>	<u>Std. Dev.</u>	<u>%NDs</u>	<u>ND Adj.</u>	<u>Transform Alpha</u>	<u>Method</u>
Cobalt (mg/L)	SGWC-10	0.03019	0.022	0.02	n/a	Yes	24	0.0261	0.008021	0	None	No	0.01 Param.
Cobalt (mg/L)	SGWC-11	0.02723	0.02102	0.02	n/a	Yes	24	0.02413	0.006089	0	None	No	0.01 Param.
Cobalt (mg/L)	SGWC-15	0.2725	0.2552	0.02	n/a	Yes	24	0.2638	0.01697	0	None	No	0.01 Param.
Cobalt (mg/L)	SGWC-18	0.1463	0.1059	0.02	n/a	Yes	24	0.1261	0.03955	0	None	No	0.01 Param.
Cobalt (mg/L)	SGWC-20	0.2055	0.1482	0.02	n/a	Yes	24	0.1768	0.05615	0	None	No	0.01 Param.

Appendix IV Confidence Intervals - All Results

Plant Scherer Client: Southern Company Data: Scherer AP Printed 9/27/2023, 5:44 PM

Constituent	Well	Upper Lim.	Lower Lim.	Compliance	Lower Compl.	Sig.	N	Mean	Std. Dev.	%NDs	ND Adj.	Transform	Alpha	Method
Antimony (mg/L)	PZ-13S	0.002	0.00046	0.006	n/a	No	4	0.001615	0.00077	75	None	No	0.0625	NP (NDs)
Antimony (mg/L)	PZ-17I	0.002	0.00061	0.006	n/a	No	4	0.001653	0.000695	75	None	No	0.0625	NP (NDs)
Antimony (mg/L)	PZ-40I	0.002	0.00089	0.006	n/a	No	4	0.001723	0.000555	75	None	No	0.0625	NP (NDs)
Antimony (mg/L)	SGWC-10	0.002	0.0014	0.006	n/a	No	18	0.001967	0.0001414	94.44	None	No	0.01	NP (NDs)
Antimony (mg/L)	SGWC-13	0.002	0.0004	0.006	n/a	No	18	0.001911	0.0003771	94.44	None	No	0.01	NP (NDs)
Antimony (mg/L)	SGWC-18	0.002	0.0012	0.006	n/a	No	17	0.001953	0.000194	94.12	None	No	0.01	NP (NDs)
Antimony (mg/L)	SGWC-19	0.0021	0.002	0.006	n/a	No	18	0.002006	0.00002357	94.44	None	No	0.01	NP (NDs)
Antimony (mg/L)	SGWC-20	0.002	0.0019	0.006	n/a	No	17	0.001994	0.00002425	94.12	None	No	0.01	NP (NDs)
Antimony (mg/L)	SGWC-21	0.002	0.0019	0.006	n/a	No	18	0.001994	0.00002357	94.44	None	No	0.01	NP (NDs)
Antimony (mg/L)	SGWC-22	0.0022	0.002	0.006	n/a	No	18	0.002011	0.00004714	94.44	None	No	0.01	NP (NDs)
Antimony (mg/L)	SGWC-23	0.002	0.00098	0.006	n/a	No	18	0.001943	0.0002404	94.44	None	No	0.01	NP (NDs)
Antimony (mg/L)	SGWC-7	0.002	0.0004	0.006	n/a	No	18	0.001911	0.0003771	94.44	None	No	0.01	NP (NDs)
Arsenic (mg/L)	PZ-39S	0.0019	0.00028	0.01	n/a	No	5	0.001036	0.0005749	60	None	No	0.031	NP (NDs)
Arsenic (mg/L)	PZ-42I	0.001	0.00049	0.01	n/a	No	5	0.000898	0.0002281	80	None	No	0.031	NP (NDs)
Arsenic (mg/L)	PZ-69I	0.001	0.00059	0.01	n/a	No	4	0.0007575	0.0001737	25	None	No	0.0625	NP (selected)
Arsenic (mg/L)	SGWC-10	0.001	0.00074	0.01	n/a	No	24	0.0009513	0.0001365	87.5	None	No	0.01	NP (NDs)
Arsenic (mg/L)	SGWC-11	0.00103	0.001	0.01	n/a	No	24	0.001005	0.00009241	62.5	None	No	0.01	NP (NDs)
Arsenic (mg/L)	SGWC-12	0.001	0.00091	0.01	n/a	No	24	0.0009071	0.0002298	62.5	None	No	0.01	NP (NDs)
Arsenic (mg/L)	SGWC-13	0.001	0.00088	0.01	n/a	No	24	0.0009767	0.000153	83.33	None	No	0.01	NP (NDs)
Arsenic (mg/L)	SGWC-14	0.0012	0.0007	0.01	n/a	No	24	0.0009771	0.0001666	79.17	None	No	0.01	NP (NDs)
Arsenic (mg/L)	SGWC-15	0.001377	0.0008726	0.01	n/a	No	24	0.00123	0.0004719	20.83	Kaplan-Meier	No	0.01	Param.
Arsenic (mg/L)	SGWC-16	0.001	0.00055	0.01	n/a	No	24	0.0009342	0.0001817	87.5	Kaplan-Meier	No	0.01	NP (NDs)
Arsenic (mg/L)	SGWC-17	0.001	0.00075	0.01	n/a	No	24	0.000924	0.0001689	75	Kaplan-Meier	No	0.01	NP (NDs)
Arsenic (mg/L)	SGWC-18	0.003022	0.001784	0.01	n/a	No	24	0.002403	0.001213	0	None	No	0.01	Param.
Arsenic (mg/L)	SGWC-19	0.001	0.00068	0.01	n/a	No	24	0.0009692	0.0001055	91.67	None	No	0.01	NP (NDs)
Arsenic (mg/L)	SGWC-20	0.001	0.0005	0.01	n/a	No	24	0.0008217	0.0003271	41.67	None	No	0.01	NP (normality)
Arsenic (mg/L)	SGWC-21	0.001	0.00076	0.01	n/a	No	24	0.00099	0.00004899	95.83	None	No	0.01	NP (NDs)
Arsenic (mg/L)	SGWC-22	0.001	0.00089	0.01	n/a	No	24	0.0008721	0.0002491	75	None	No	0.01	NP (NDs)
Arsenic (mg/L)	SGWC-23	0.001	0.00079	0.01	n/a	No	24	0.000975	0.00008876	91.67	None	No	0.01	NP (NDs)
Arsenic (mg/L)	SGWC-6	0.001	0.0006	0.01	n/a	No	24	0.0009375	0.0001709	87.5	None	No	0.01	NP (NDs)
Arsenic (mg/L)	SGWC-7	0.001	0.0009	0.01	n/a	No	24	0.0009033	0.0001852	75	None	No	0.01	NP (NDs)
Arsenic (mg/L)	SGWC-8	0.001	0.001	0.01	n/a	No	24	0.0009071	0.0001957	75	None	No	0.01	NP (NDs)
Arsenic (mg/L)	SGWC-9	0.001	0.00079	0.01	n/a	No	24	0.0008867	0.0002069	62.5	None	No	0.01	NP (NDs)
Barium (mg/L)	PZ-13S	0.049	0.046	2	n/a	No	4	0.0475	0.001732	0	None	No	0.0625	NP (selected)
Barium (mg/L)	PZ-14S	0.036	0.033	2	n/a	No	4	0.03425	0.001258	0	None	No	0.0625	NP (selected)
Barium (mg/L)	PZ-17I	0.062	0.054	2	n/a	No	5	0.0578	0.003347	0	None	No	0.031	NP (selected)
Barium (mg/L)	PZ-39S	0.045	0.02	2	n/a	No	5	0.0374	0.01001	0	None	No	0.031	NP (selected)
Barium (mg/L)	PZ-40I	0.089	0.038	2	n/a	No	5	0.0526	0.02145	0	None	No	0.031	NP (selected)
Barium (mg/L)	PZ-41S	0.059	0.023	2	n/a	No	5	0.0318	0.01525	0	None	No	0.031	NP (selected)
Barium (mg/L)	PZ-42I	0.1	0.05	2	n/a	No	5	0.062	0.02135	0	None	No	0.031	NP (selected)
Barium (mg/L)	PZ-43S	0.12	0.07	2	n/a	No	5	0.085	0.02032	0	None	No	0.031	NP (selected)
Barium (mg/L)	PZ-44I	0.014	0.0078	2	n/a	No	5	0.00938	0.002644	0	None	No	0.031	NP (selected)
Barium (mg/L)	PZ-69I	0.17	0.13	2	n/a	No	4	0.15	0.01826	0	None	No	0.0625	NP (selected)
Barium (mg/L)	SGWC-10	0.03243	0.02813	2	n/a	No	24	0.03028	0.004207	0	None	No	0.01	Param.
Barium (mg/L)	SGWC-11	0.04329	0.03898	2	n/a	No	24	0.04114	0.00422	0	None	No	0.01	Param.
Barium (mg/L)	SGWC-12	0.056	0.036	2	n/a	No	24	0.04702	0.01014	0	None	No	0.01	NP (normality)
Barium (mg/L)	SGWC-13	0.03484	0.02871	2	n/a	No	24	0.03178	0.006011	0	None	No	0.01	Param.
Barium (mg/L)	SGWC-14	0.05735	0.0493	2	n/a	No	24	0.05333	0.007879	0	None	No	0.01	Param.
Barium (mg/L)	SGWC-15	0.03696	0.03075	2	n/a	No	24	0.03385	0.006089	0	None	No	0.01	Param.
Barium (mg/L)	SGWC-16	0.02896	0.02161	2	n/a	No	24	0.02528	0.007205	0	None	No	0.01	Param.
Barium (mg/L)	SGWC-17	0.0237	0.01978	2	n/a	No	24	0.02174	0.003839	0	None	No	0.01	Param.
Barium (mg/L)	SGWC-18	0.02278	0.01491	2	n/a	No	24	0.01885	0.007713	0	None	No	0.01	Param.
Barium (mg/L)	SGWC-19	0.03896	0.03114	2	n/a	No	24	0.03505	0.007663	0	None	No	0.01	Param.
Barium (mg/L)	SGWC-20	0.03212	0.02406	2	n/a	No	24	0.02809	0.007899	0	None	No	0.01	Param.
Barium (mg/L)	SGWC-21	0.1065	0.09414	2	n/a	No	24	0.1009	0.01273	0	None	ln(x)	0.01	Param.

Appendix IV Confidence Intervals - All Results

Plant Scherer Client: Southern Company Data: Scherer AP Printed 9/27/2023, 5:44 PM

Constituent	Well	Upper Lim.	Lower Lim.	Compliance	Lower Compl.	Sig.	N	Mean	Std. Dev.	%NDs	ND Adj.	Transform	Alpha	Method
Barium (mg/L)	SGWC-22	0.08886	0.07931	2	n/a	No	24	0.08409	0.00936	0	None	No	0.01	Param.
Barium (mg/L)	SGWC-23	0.08084	0.0668	2	n/a	No	24	0.07382	0.01376	0	None	No	0.01	Param.
Barium (mg/L)	SGWC-6	0.1146	0.07525	2	n/a	No	24	0.09493	0.03857	0	None	No	0.01	Param.
Barium (mg/L)	SGWC-7	0.2882	0.2466	2	n/a	No	24	0.2674	0.04078	0	None	No	0.01	Param.
Barium (mg/L)	SGWC-8	0.1887	0.1643	2	n/a	No	24	0.1765	0.02393	0	None	No	0.01	Param.
Barium (mg/L)	SGWC-9	0.06447	0.05327	2	n/a	No	24	0.05887	0.01097	0	None	No	0.01	Param.
Beryllium (mg/L)	SGWC-10	0.0025	0.00026	0.004	n/a	No	24	0.002407	0.0004572	95.83	None	No	0.01	NP (NDs)
Beryllium (mg/L)	SGWC-14	0.0025	0.00053	0.004	n/a	No	24	0.002322	0.0006047	91.67	None	No	0.01	NP (NDs)
Beryllium (mg/L)	SGWC-15	0.00046	0.00037	0.004	n/a	No	24	0.0005154	0.0002903	12.5	None	No	0.01	NP (normality)
Beryllium (mg/L)	SGWC-17	0.0025	0.00028	0.004	n/a	No	24	0.002407	0.0004532	95.83	None	No	0.01	NP (NDs)
Beryllium (mg/L)	SGWC-18	0.0025	0.00033	0.004	n/a	No	24	0.001415	0.001109	50	None	No	0.01	NP (normality)
Beryllium (mg/L)	SGWC-19	0.0025	0.0002	0.004	n/a	No	24	0.002017	0.0009616	79.17	None	No	0.01	NP (NDs)
Beryllium (mg/L)	SGWC-20	0.0007886	0.0006399	0.004	n/a	No	24	0.0007143	0.0001457	0	None	No	0.01	Param.
Beryllium (mg/L)	SGWC-22	0.0025	0.00033	0.004	n/a	No	24	0.00241	0.0004429	95.83	None	No	0.01	NP (NDs)
Beryllium (mg/L)	SGWC-6	0.0025	0.0002	0.004	n/a	No	24	0.002404	0.0004695	95.83	None	No	0.01	NP (NDs)
Beryllium (mg/L)	SGWC-8	0.0025	0.0003	0.004	n/a	No	24	0.002312	0.0006369	91.67	None	No	0.01	NP (NDs)
Cadmium (mg/L)	SGWC-11	0.0025	0.00022	0.005	n/a	No	23	0.002401	0.0004754	95.65	None	No	0.01	NP (NDs)
Cadmium (mg/L)	SGWC-14	0.0025	0.00057	0.005	n/a	No	23	0.002209	0.0007712	86.96	None	No	0.01	NP (NDs)
Cadmium (mg/L)	SGWC-15	0.0025	0.00027	0.005	n/a	No	23	0.001075	0.001066	34.78	None	No	0.01	NP (normality)
Cadmium (mg/L)	SGWC-18	0.0025	0.00032	0.005	n/a	No	23	0.001812	0.001064	69.57	None	No	0.01	NP (NDs)
Cadmium (mg/L)	SGWC-19	0.0025	0.00036	0.005	n/a	No	23	0.002303	0.0006552	91.3	None	No	0.01	NP (NDs)
Cadmium (mg/L)	SGWC-20	0.0025	0.00013	0.005	n/a	No	23	0.002189	0.0008221	86.96	None	No	0.01	NP (NDs)
Cadmium (mg/L)	SGWC-21	0.0025	0.00039	0.005	n/a	No	23	0.002408	0.00044	95.65	None	No	0.01	NP (NDs)
Cadmium (mg/L)	SGWC-6	0.0025	0.00022	0.005	n/a	No	23	0.002401	0.0004754	95.65	None	No	0.01	NP (NDs)
Cadmium (mg/L)	SGWC-8	0.0025	0.00031	0.005	n/a	No	23	0.002405	0.0004566	95.65	None	No	0.01	NP (NDs)
Chromium (mg/L)	PZ-13S	0.0034	0.0027	0.1	n/a	No	4	0.003125	0.0003403	0	None	No	0.0625	NP (selected)
Chromium (mg/L)	PZ-14S	0.0024	0.0018	0.1	n/a	No	4	0.002125	0.00025	0	None	No	0.0625	NP (selected)
Chromium (mg/L)	PZ-17I	0.0049	0.0027	0.1	n/a	No	5	0.00382	0.0008106	0	None	No	0.031	NP (selected)
Chromium (mg/L)	PZ-39S	0.03	0.0027	0.1	n/a	No	5	0.02014	0.01157	0	None	No	0.031	NP (selected)
Chromium (mg/L)	PZ-41S	0.0059	0.0025	0.1	n/a	No	5	0.00498	0.00142	20	None	No	0.031	NP (selected)
Chromium (mg/L)	PZ-42I	0.003	0.002	0.1	n/a	No	5	0.0022	0.0004472	80	None	No	0.031	NP (NDs)
Chromium (mg/L)	PZ-43S	0.002	0.0012	0.1	n/a	No	5	0.00184	0.0003578	60	None	No	0.031	NP (NDs)
Chromium (mg/L)	PZ-44I	0.0046	0.002	0.1	n/a	No	5	0.00252	0.001163	80	None	No	0.031	NP (NDs)
Chromium (mg/L)	SGWC-10	0.002	0.0012	0.1	n/a	No	24	0.001967	0.0001633	95.83	None	No	0.01	NP (NDs)
Chromium (mg/L)	SGWC-12	0.0023	0.002	0.1	n/a	No	24	0.002013	0.00006124	95.83	None	No	0.01	NP (NDs)
Chromium (mg/L)	SGWC-13	0.002	0.0017	0.1	n/a	No	24	0.001988	0.00006124	95.83	None	No	0.01	NP (NDs)
Chromium (mg/L)	SGWC-14	0.002	0.0019	0.1	n/a	No	24	0.002046	0.001043	66.67	None	No	0.01	NP (NDs)
Chromium (mg/L)	SGWC-15	0.03463	0.03232	0.1	n/a	No	24	0.03348	0.002262	0	None	No	0.01	Param.
Chromium (mg/L)	SGWC-16	0.01189	0.0101	0.1	n/a	No	24	0.01099	0.001752	0	None	No	0.01	Param.
Chromium (mg/L)	SGWC-17	0.007505	0.004891	0.1	n/a	No	24	0.006198	0.002562	0	None	No	0.01	Param.
Chromium (mg/L)	SGWC-18	0.01006	0.007729	0.1	n/a	No	24	0.009121	0.002669	0	None	ln(x)	0.01	Param.
Chromium (mg/L)	SGWC-19	0.01554	0.01422	0.1	n/a	No	24	0.01488	0.001294	0	None	No	0.01	Param.
Chromium (mg/L)	SGWC-20	0.0022	0.0016	0.1	n/a	No	24	0.001946	0.0002413	87.5	None	No	0.01	NP (NDs)
Chromium (mg/L)	SGWC-21	0.002	0.002	0.1	n/a	No	24	0.001921	0.0002187	75	None	No	0.01	NP (NDs)
Chromium (mg/L)	SGWC-22	0.0022	0.0015	0.1	n/a	No	24	0.001863	0.000402	62.5	None	No	0.01	NP (NDs)
Chromium (mg/L)	SGWC-23	0.001693	0.001321	0.1	n/a	No	24	0.001825	0.000371	37.5	Kaplan-Meier	No	0.01	Param.
Chromium (mg/L)	SGWC-7	0.0026	0.002	0.1	n/a	No	24	0.002025	0.0001225	95.83	Kaplan-Meier	No	0.01	NP (NDs)
Chromium (mg/L)	SGWC-8	0.0021	0.0016	0.1	n/a	No	23	0.001926	0.0004605	56.52	Kaplan-Meier	No	0.01	NP (NDs)
Chromium (mg/L)	SGWC-9	0.0039	0.002	0.1	n/a	No	24	0.002079	0.0003878	95.83	Kaplan-Meier	No	0.01	NP (NDs)
Cobalt (mg/L)	PZ-13S	0.007	0.0052	0.02	n/a	No	7	0.005886	0.0005521	0	None	No	0.008	NP (selected)
Cobalt (mg/L)	PZ-14S	0.0025	0.00019	0.02	n/a	No	6	0.0006867	0.0008932	16.67	None	No	0.0155	NP (selected)
Cobalt (mg/L)	PZ-39S	0.0025	0.00028	0.02	n/a	No	7	0.001274	0.001149	42.86	None	No	0.008	NP (selected)
Cobalt (mg/L)	PZ-40I	0.0076	0.0014	0.02	n/a	No	5	0.00316	0.00257	0	None	No	0.031	NP (selected)
Cobalt (mg/L)	PZ-41S	0.0092	0.00036	0.02	n/a	No	7	0.002056	0.003171	0	None	No	0.008	NP (selected)
Cobalt (mg/L)	PZ-42I	0.0064	0.00041	0.02	n/a	No	5	0.002224	0.002473	20	None	No	0.031	NP (selected)

Appendix IV Confidence Intervals - All Results

Plant Scherer Client: Southern Company Data: Scherer AP Printed 9/27/2023, 5:44 PM

Constituent	Well	Upper Lim.	Lower Lim.	Compliance	Lower Compl.	Sig.	N	Mean	Std. Dev.	%NDs	ND Adj.	Transform	Alpha	Method
Cobalt (mg/L)	PZ-43S	0.0086	0.00025	0.02	n/a	No	7	0.002831	0.002703	57.14	None	No	0.008	NP (NDs)
Cobalt (mg/L)	PZ-44I	0.0024	0.0016	0.02	n/a	No	5	0.00204	0.000305	0	None	No	0.031	NP (selected)
Cobalt (mg/L)	PZ-69I	0.0032	0.0013	0.02	n/a	No	4	0.00215	0.0007853	0	None	No	0.0625	NP (selected)
Cobalt (mg/L)	SGWC-10	0.03019	0.022	0.02	n/a	Yes	24	0.0261	0.008021	0	None	No	0.01	Param.
Cobalt (mg/L)	SGWC-11	0.02723	0.02102	0.02	n/a	Yes	24	0.02413	0.006089	0	None	No	0.01	Param.
Cobalt (mg/L)	SGWC-12	0.003615	0.002175	0.02	n/a	No	24	0.002895	0.001411	0	None	No	0.01	Param.
Cobalt (mg/L)	SGWC-13	0.005313	0.002536	0.02	n/a	No	24	0.004771	0.003692	0	None	ln(x)	0.01	Param.
Cobalt (mg/L)	SGWC-14	0.0108	0.00691	0.02	n/a	No	24	0.008856	0.003815	0	None	No	0.01	Param.
Cobalt (mg/L)	SGWC-15	0.2725	0.2552	0.02	n/a	Yes	24	0.2638	0.01697	0	None	No	0.01	Param.
Cobalt (mg/L)	SGWC-16	0.004691	0.003686	0.02	n/a	No	24	0.004189	0.000985	0	None	No	0.01	Param.
Cobalt (mg/L)	SGWC-17	0.00078	0.00043	0.02	n/a	No	24	0.0008352	0.0007715	16.67	None	No	0.01	NP (normality)
Cobalt (mg/L)	SGWC-18	0.1463	0.1059	0.02	n/a	Yes	24	0.1261	0.03955	0	None	No	0.01	Param.
Cobalt (mg/L)	SGWC-19	0.0025	0.00045	0.02	n/a	No	24	0.001547	0.001077	54.17	None	No	0.01	NP (NDs)
Cobalt (mg/L)	SGWC-20	0.2055	0.1482	0.02	n/a	Yes	24	0.1768	0.05615	0	None	No	0.01	Param.
Cobalt (mg/L)	SGWC-21	0.0025	0.00017	0.02	n/a	No	24	0.001717	0.001131	66.67	None	No	0.01	NP (NDs)
Cobalt (mg/L)	SGWC-22	0.002914	0.001589	0.02	n/a	No	24	0.002385	0.001434	0	None	sqrt(x)	0.01	Param.
Cobalt (mg/L)	SGWC-23	0.0025	0.00013	0.02	n/a	No	24	0.002401	0.0004838	95.83	None	No	0.01	NP (NDs)
Cobalt (mg/L)	SGWC-6	0.0025	0.0012	0.02	n/a	No	24	0.00199	0.001138	41.67	None	No	0.01	NP (normality)
Cobalt (mg/L)	SGWC-7	0.009432	0.004317	0.02	n/a	No	24	0.006875	0.005011	0	None	No	0.01	Param.
Cobalt (mg/L)	SGWC-8	0.0025	0.00075	0.02	n/a	No	24	0.001912	0.0009714	66.67	None	No	0.01	NP (NDs)
Cobalt (mg/L)	SGWC-9	0.01086	0.004811	0.02	n/a	No	24	0.007837	0.005929	0	None	No	0.01	Param.
Combined Radium 226 + 228 (pCi/L)	PZ-13S	0.262	-0.0564	5	n/a	No	4	0.1061	0.1651	0	None	No	0.0625	NP (selected)
Combined Radium 226 + 228 (pCi/L)	PZ-14S	0.451	0.0627	5	n/a	No	5	0.3043	0.1789	0	None	No	0.031	NP (selected)
Combined Radium 226 + 228 (pCi/L)	PZ-17I	0.882	0.125	5	n/a	No	5	0.3558	0.3019	0	None	No	0.031	NP (selected)
Combined Radium 226 + 228 (pCi/L)	PZ-39S	0.565	0.0623	5	n/a	No	5	0.3255	0.2287	0	None	No	0.031	NP (selected)
Combined Radium 226 + 228 (pCi/L)	PZ-40I	1.59	0.366	5	n/a	No	5	0.8288	0.4867	0	None	No	0.031	NP (selected)
Combined Radium 226 + 228 (pCi/L)	PZ-41S	0.698	-0.192	5	n/a	No	6	0.2625	0.2986	0	None	No	0.0155	NP (selected)
Combined Radium 226 + 228 (pCi/L)	PZ-42I	0.651	0.188	5	n/a	No	5	0.388	0.1759	0	None	No	0.031	NP (selected)
Combined Radium 226 + 228 (pCi/L)	PZ-43S	1.64	0.241	5	n/a	No	5	0.6302	0.583	0	None	No	0.031	NP (selected)
Combined Radium 226 + 228 (pCi/L)	PZ-44I	0.551	-0.0607	5	n/a	No	5	0.1602	0.2476	0	None	No	0.031	NP (selected)
Combined Radium 226 + 228 (pCi/L)	PZ-69I	0.458	-0.097	5	n/a	No	4	0.2883	0.2591	0	None	No	0.0625	NP (selected)
Combined Radium 226 + 228 (pCi/L)	SGWC-10	0.452	0.0602	5	n/a	No	24	0.288	0.3381	0	None	No	0.01	NP (normality)
Combined Radium 226 + 228 (pCi/L)	SGWC-11	0.5304	0.1704	5	n/a	No	24	0.3504	0.3528	0	None	No	0.01	Param.
Combined Radium 226 + 228 (pCi/L)	SGWC-12	0.4374	0.1868	5	n/a	No	24	0.3121	0.2455	0	None	No	0.01	Param.
Combined Radium 226 + 228 (pCi/L)	SGWC-13	0.461	0.213	5	n/a	No	24	0.337	0.243	0	None	No	0.01	Param.
Combined Radium 226 + 228 (pCi/L)	SGWC-14	0.3243	0.07225	5	n/a	No	24	0.1983	0.2469	0	None	No	0.01	Param.
Combined Radium 226 + 228 (pCi/L)	SGWC-15	0.4812	0.2621	5	n/a	No	24	0.3717	0.2147	0	None	No	0.01	Param.
Combined Radium 226 + 228 (pCi/L)	SGWC-16	0.3334	0.1107	5	n/a	No	24	0.2221	0.2182	0	None	No	0.01	Param.
Combined Radium 226 + 228 (pCi/L)	SGWC-17	0.3918	0.1814	5	n/a	No	24	0.2866	0.2061	0	None	No	0.01	Param.
Combined Radium 226 + 228 (pCi/L)	SGWC-18	0.435	0.139	5	n/a	No	24	0.3435	0.3479	0	None	No	0.01	NP (normality)
Combined Radium 226 + 228 (pCi/L)	SGWC-19	0.396	0.114	5	n/a	No	24	0.2797	0.3276	0	None	No	0.01	NP (normality)
Combined Radium 226 + 228 (pCi/L)	SGWC-20	0.5479	0.2635	5	n/a	No	24	0.4057	0.2788	0	None	No	0.01	Param.
Combined Radium 226 + 228 (pCi/L)	SGWC-21	0.565	0.218	5	n/a	No	24	0.4512	0.3422	0	None	No	0.01	NP (normality)
Combined Radium 226 + 228 (pCi/L)	SGWC-22	0.4492	0.1542	5	n/a	No	24	0.3533	0.3902	0	None	sqrt(x)	0.01	Param.
Combined Radium 226 + 228 (pCi/L)	SGWC-23	0.5991	0.3454	5	n/a	No	24	0.4722	0.2487	0	None	No	0.01	Param.
Combined Radium 226 + 228 (pCi/L)	SGWC-6	0.3547	0.1337	5	n/a	No	24	0.2442	0.2166	0	None	No	0.01	Param.
Combined Radium 226 + 228 (pCi/L)	SGWC-7	0.5029	0.2663	5	n/a	No	24	0.3846	0.2318	0	None	No	0.01	Param.
Combined Radium 226 + 228 (pCi/L)	SGWC-8	2.472	1.953	5	n/a	No	24	2.213	0.5087	0	None	No	0.01	Param.
Combined Radium 226 + 228 (pCi/L)	SGWC-9	0.3829	0.1591	5	n/a	No	24	0.271	0.2193	0	None	No	0.01	Param.
Fluoride, total (mg/L)	PZ-13S	0.1	0.042	4	n/a	No	4	0.07775	0.02796	50	None	No	0.0625	NP (selected)
Fluoride, total (mg/L)	PZ-14S	0.1	0.029	4	n/a	No	4	0.068	0.03739	50	None	No	0.0625	NP (selected)
Fluoride, total (mg/L)	PZ-17I	0.2	0.028	4	n/a	No	5	0.075	0.0705	20	None	No	0.031	NP (selected)
Fluoride, total (mg/L)	PZ-39S	0.1	0.04	4	n/a	No	5	0.0664	0.02654	20	None	No	0.031	NP (selected)
Fluoride, total (mg/L)	PZ-40I	0.1	0.036	4	n/a	No	5	0.0766	0.03228	60	None	No	0.031	NP (NDs)
Fluoride, total (mg/L)	PZ-41S	0.1	0.035	4	n/a	No	5	0.079	0.03008	60	None	No	0.031	NP (NDs)

Appendix IV Confidence Intervals - All Results

Plant Scherer Client: Southern Company Data: Scherer AP Printed 9/27/2023, 5:44 PM

Constituent	Well	Upper Lim.	Lower Lim.	Compliance	Lower Compl.	Sig.	N	Mean	Std. Dev.	%NDs	ND Adj.	Transform	Alpha	Method
Fluoride, total (mg/L)	PZ-42I	0.083	0.033	4	n/a	No	5	0.0582	0.02203	0	None	No	0.031	NP (selected)
Fluoride, total (mg/L)	PZ-43S	0.1	0.028	4	n/a	No	5	0.0614	0.03559	40	None	No	0.031	NP (selected)
Fluoride, total (mg/L)	PZ-44I	0.1	0.031	4	n/a	No	5	0.073	0.03699	60	None	No	0.031	NP (NDs)
Fluoride, total (mg/L)	PZ-69I	0.21	0.083	4	n/a	No	4	0.1325	0.06009	0	None	No	0.0625	NP (selected)
Fluoride, total (mg/L)	SGWC-10	0.1	0.047	4	n/a	No	25	0.08688	0.0272	80	None	No	0.01	NP (NDs)
Fluoride, total (mg/L)	SGWC-11	0.1	0.08	4	n/a	No	25	0.09072	0.02064	80	None	No	0.01	NP (NDs)
Fluoride, total (mg/L)	SGWC-12	0.09386	0.06415	4	n/a	No	25	0.1029	0.05247	16	Kaplan-Meier	sqrt(x)	0.01	Param.
Fluoride, total (mg/L)	SGWC-13	0.1	0.053	4	n/a	No	25	0.08468	0.02997	64	Kaplan-Meier	No	0.01	NP (NDs)
Fluoride, total (mg/L)	SGWC-14	0.1	0.041	4	n/a	No	25	0.07996	0.03069	68	Kaplan-Meier	No	0.01	NP (NDs)
Fluoride, total (mg/L)	SGWC-15	0.14	0.11	4	n/a	No	25	0.1372	0.05124	0	None	No	0.01	NP (normality)
Fluoride, total (mg/L)	SGWC-16	0.1	0.09	4	n/a	No	25	0.08424	0.02868	72	None	No	0.01	NP (NDs)
Fluoride, total (mg/L)	SGWC-17	0.2	0.052	4	n/a	No	25	0.1133	0.07119	36	None	No	0.01	NP (normality)
Fluoride, total (mg/L)	SGWC-18	0.1	0.091	4	n/a	No	25	0.08925	0.03113	56	None	No	0.01	NP (NDs)
Fluoride, total (mg/L)	SGWC-19	0.1	0.057	4	n/a	No	25	0.09346	0.02973	80	None	No	0.01	NP (NDs)
Fluoride, total (mg/L)	SGWC-20	0.2427	0.1781	4	n/a	No	25	0.214	0.07062	0	None	sqrt(x)	0.01	Param.
Fluoride, total (mg/L)	SGWC-21	0.09445	0.07153	4	n/a	No	25	0.1192	0.05587	28	Kaplan-Meier	ln(x)	0.01	Param.
Fluoride, total (mg/L)	SGWC-22	0.1	0.075	4	n/a	No	25	0.08416	0.02719	68	Kaplan-Meier	No	0.01	NP (NDs)
Fluoride, total (mg/L)	SGWC-23	0.2	0.052	4	n/a	No	25	0.1121	0.06971	36	None	No	0.01	NP (normality)
Fluoride, total (mg/L)	SGWC-6	0.1399	0.1047	4	n/a	No	25	0.1241	0.03745	12	None	sqrt(x)	0.01	Param.
Fluoride, total (mg/L)	SGWC-7	0.2285	0.1815	4	n/a	No	25	0.205	0.04708	0	None	No	0.01	Param.
Fluoride, total (mg/L)	SGWC-8	0.4937	0.3817	4	n/a	No	25	0.4377	0.1124	0	None	No	0.01	Param.
Fluoride, total (mg/L)	SGWC-9	0.107	0.05772	4	n/a	No	25	0.1379	0.1	36	Kaplan-Meier	x^(1/3)	0.01	Param.
Lead (mg/L)	PZ-42I	0.001	0.00019	0.015	n/a	No	5	0.000838	0.0003622	80	None	No	0.031	NP (NDs)
Lead (mg/L)	SGWC-10	0.001	0.00014	0.015	n/a	No	24	0.0008917	0.0002928	87.5	None	No	0.01	NP (NDs)
Lead (mg/L)	SGWC-12	0.001	0.0002	0.015	n/a	No	24	0.0009667	0.0001633	95.83	None	No	0.01	NP (NDs)
Lead (mg/L)	SGWC-13	0.001	0.00039	0.015	n/a	No	24	0.0009746	0.0001245	95.83	None	No	0.01	NP (NDs)
Lead (mg/L)	SGWC-14	0.001	0.00066	0.015	n/a	No	24	0.0009208	0.0002274	87.5	None	No	0.01	NP (NDs)
Lead (mg/L)	SGWC-15	0.001	0.00023	0.015	n/a	No	24	0.0009679	0.0001572	95.83	None	No	0.01	NP (NDs)
Lead (mg/L)	SGWC-16	0.001	0.00013	0.015	n/a	No	24	0.0009638	0.0001776	95.83	None	No	0.01	NP (NDs)
Lead (mg/L)	SGWC-17	0.001	0.00017	0.015	n/a	No	24	0.0009654	0.0001694	95.83	None	No	0.01	NP (NDs)
Lead (mg/L)	SGWC-18	0.001	0.00071	0.015	n/a	No	24	0.0009583	0.0001542	91.67	None	No	0.01	NP (NDs)
Lead (mg/L)	SGWC-19	0.001	0.00033	0.015	n/a	No	24	0.0009721	0.0001368	95.83	None	No	0.01	NP (NDs)
Lead (mg/L)	SGWC-20	0.001	0.00027	0.015	n/a	No	24	0.0006142	0.0003688	45.83	None	No	0.01	NP (normality)
Lead (mg/L)	SGWC-21	0.001	0.00041	0.015	n/a	No	24	0.0008033	0.0003515	75	None	No	0.01	NP (NDs)
Lead (mg/L)	SGWC-22	0.001	0.00019	0.015	n/a	No	24	0.0008271	0.0003444	79.17	None	No	0.01	NP (NDs)
Lead (mg/L)	SGWC-23	0.001	0.00009	0.015	n/a	No	24	0.0009621	0.0001858	95.83	None	No	0.01	NP (NDs)
Lead (mg/L)	SGWC-6	0.001	0.0002	0.015	n/a	No	24	0.0009667	0.0001633	95.83	None	No	0.01	NP (NDs)
Lead (mg/L)	SGWC-7	0.001	0.00085	0.015	n/a	No	24	0.0009225	0.0002414	87.5	None	No	0.01	NP (NDs)
Lead (mg/L)	SGWC-8	0.001	0.00062	0.015	n/a	No	24	0.0009546	0.0001614	91.67	None	No	0.01	NP (NDs)
Lithium (mg/L)	PZ-13S	0.005	0.0023	0.04	n/a	No	4	0.003275	0.001228	25	None	No	0.0625	NP (selected)
Lithium (mg/L)	PZ-14S	0.005	0.0011	0.04	n/a	No	6	0.0033	0.001895	50	None	No	0.0155	NP (selected)
Lithium (mg/L)	PZ-17I	0.005	0.0016	0.04	n/a	No	5	0.00366	0.001835	60	None	No	0.031	NP (NDs)
Lithium (mg/L)	PZ-39S	0.022	0.0027	0.04	n/a	No	5	0.01002	0.007473	0	None	No	0.031	NP (selected)
Lithium (mg/L)	PZ-40I	0.015	0.0083	0.04	n/a	No	5	0.01086	0.00251	0	None	No	0.031	NP (selected)
Lithium (mg/L)	PZ-41S	0.005	0.00099	0.04	n/a	No	5	0.003778	0.001804	60	None	No	0.031	NP (NDs)
Lithium (mg/L)	PZ-42I	0.0064	0.0026	0.04	n/a	No	5	0.00442	0.001521	0	None	No	0.031	NP (selected)
Lithium (mg/L)	PZ-43S	0.005	0.0015	0.04	n/a	No	5	0.00348	0.001388	20	None	No	0.031	NP (selected)
Lithium (mg/L)	PZ-44I	0.069	0.0025	0.04	n/a	No	8	0.01887	0.02087	12.5	None	No	0.004	NP (selected)
Lithium (mg/L)	PZ-69I	0.005	0.0025	0.04	n/a	No	4	0.00325	0.001179	25	None	No	0.0625	NP (selected)
Lithium (mg/L)	SGWC-10	0.005	0.0011	0.04	n/a	No	24	0.004837	0.0007961	95.83	None	No	0.01	NP (NDs)
Lithium (mg/L)	SGWC-11	0.005	0.0029	0.04	n/a	No	24	0.004029	0.001351	62.5	None	No	0.01	NP (NDs)
Lithium (mg/L)	SGWC-12	0.005	0.0012	0.04	n/a	No	24	0.004679	0.001087	91.67	None	No	0.01	NP (NDs)
Lithium (mg/L)	SGWC-13	0.005	0.0014	0.04	n/a	No	24	0.004692	0.001045	91.67	None	No	0.01	NP (NDs)
Lithium (mg/L)	SGWC-14	0.005	0.0015	0.04	n/a	No	24	0.004692	0.001046	91.67	None	No	0.01	NP (NDs)
Lithium (mg/L)	SGWC-15	0.005	0.0034	0.04	n/a	No	24	0.0041	0.001011	50	None	No	0.01	NP (normality)

Appendix IV Confidence Intervals - All Results

Plant Scherer Client: Southern Company Data: Scherer AP Printed 9/27/2023, 5:44 PM

Constituent	Well	Upper Lim.	Lower Lim.	Compliance	Lower Compl.	Sig.	N	Mean	Std. Dev.	%NDs	ND Adj.	Transform	Alpha	Method
Lithium (mg/L)	SGWC-16	0.005	0.0015	0.04	n/a	No	24	0.004696	0.001031	91.67	None	No	0.01	NP (NDs)
Lithium (mg/L)	SGWC-17	0.005	0.0014	0.04	n/a	No	24	0.00485	0.0007348	95.83	None	No	0.01	NP (NDs)
Lithium (mg/L)	SGWC-18	0.004611	0.003858	0.04	n/a	No	24	0.004567	0.0007227	25	Kaplan-Meier	No	0.01	Param.
Lithium (mg/L)	SGWC-19	0.005	0.0022	0.04	n/a	No	24	0.00455	0.001366	79.17	None	No	0.01	NP (NDs)
Lithium (mg/L)	SGWC-20	0.004559	0.00358	0.04	n/a	No	23	0.00407	0.0009354	8.696	None	No	0.01	Param.
Lithium (mg/L)	SGWC-21	0.005	0.0038	0.04	n/a	No	24	0.004408	0.001266	79.17	None	No	0.01	NP (NDs)
Lithium (mg/L)	SGWC-22	0.005	0.0033	0.04	n/a	No	24	0.004365	0.001333	79.17	None	No	0.01	NP (NDs)
Lithium (mg/L)	SGWC-23	0.005	0.0035	0.04	n/a	No	24	0.004196	0.0009689	45.83	None	No	0.01	NP (normality)
Lithium (mg/L)	SGWC-6	0.005	0.0023	0.04	n/a	No	24	0.004733	0.0009154	91.67	None	No	0.01	NP (NDs)
Lithium (mg/L)	SGWC-7	0.005322	0.004348	0.04	n/a	No	23	0.004835	0.0009316	0	None	No	0.01	Param.
Lithium (mg/L)	SGWC-8	0.005	0.0021	0.04	n/a	No	24	0.003954	0.00153	66.67	None	No	0.01	NP (NDs)
Lithium (mg/L)	SGWC-9	0.005	0.0014	0.04	n/a	No	24	0.00485	0.0007348	95.83	None	No	0.01	NP (NDs)
Mercury (mg/L)	PZ-13S	0.00024	0.00015	0.002	n/a	No	4	0.0001925	0.00004425	0	None	No	0.0625	NP (selected)
Mercury (mg/L)	PZ-44I	0.0002	0.000084	0.002	n/a	No	5	0.0001768	0.00005188	80	None	No	0.031	NP (NDs)
Mercury (mg/L)	SGWC-10	0.0002	0.00013	0.002	n/a	No	24	0.0001971	0.00001429	95.83	None	No	0.01	NP (NDs)
Mercury (mg/L)	SGWC-11	0.0002	0.0001	0.002	n/a	No	24	0.0001958	0.00002041	95.83	None	No	0.01	NP (NDs)
Mercury (mg/L)	SGWC-12	0.0002	0.000093	0.002	n/a	No	24	0.0001955	0.00002184	95.83	None	No	0.01	NP (NDs)
Mercury (mg/L)	SGWC-13	0.0002	0.00011	0.002	n/a	No	24	0.0001962	0.00001837	95.83	None	No	0.01	NP (NDs)
Mercury (mg/L)	SGWC-14	0.0002	0.00012	0.002	n/a	No	24	0.0001879	0.0000331	83.33	None	No	0.01	NP (NDs)
Mercury (mg/L)	SGWC-15	0.0002	0.00012	0.002	n/a	No	24	0.000159	0.00004496	45.83	None	No	0.01	NP (normality)
Mercury (mg/L)	SGWC-16	0.0002	0.000076	0.002	n/a	No	24	0.0001948	0.00002531	95.83	None	No	0.01	NP (NDs)
Mercury (mg/L)	SGWC-17	0.0002	0.00017	0.002	n/a	No	24	0.0001883	0.00002854	83.33	None	No	0.01	NP (NDs)
Mercury (mg/L)	SGWC-18	0.0001731	0.0001134	0.002	n/a	No	24	0.0001767	0.00004776	33.33	Kaplan-Meier	x*2	0.01	Param.
Mercury (mg/L)	SGWC-20	0.0002	0.00013	0.002	n/a	No	24	0.0001869	0.00003661	87.5	None	No	0.01	NP (NDs)
Mercury (mg/L)	SGWC-21	0.0002	0.0001	0.002	n/a	No	24	0.0001958	0.00002041	95.83	None	No	0.01	NP (NDs)
Mercury (mg/L)	SGWC-22	0.0002	0.000099	0.002	n/a	No	24	0.0001958	0.00002062	95.83	None	No	0.01	NP (NDs)
Mercury (mg/L)	SGWC-23	0.0002	0.00011	0.002	n/a	No	24	0.0001905	0.00004014	83.33	None	No	0.01	NP (NDs)
Mercury (mg/L)	SGWC-6	0.0002	0.00011	0.002	n/a	No	24	0.0001962	0.00001837	95.83	None	No	0.01	NP (NDs)
Mercury (mg/L)	SGWC-7	0.0002	0.00011	0.002	n/a	No	24	0.0001962	0.00001837	95.83	None	No	0.01	NP (NDs)
Mercury (mg/L)	SGWC-8	0.0002	0.000076	0.002	n/a	No	24	0.0001948	0.00002531	95.83	None	No	0.01	NP (NDs)
Mercury (mg/L)	SGWC-9	0.0002	0.0001	0.002	n/a	No	24	0.0001958	0.00002041	95.83	None	No	0.01	NP (NDs)
Molybdenum (mg/L)	PZ-39S	0.0013	0.0011	0.1	n/a	No	4	0.00115	0.0001	0	None	No	0.0625	NP (selected)
Molybdenum (mg/L)	PZ-40I	0.015	0.00079	0.1	n/a	No	4	0.01145	0.007105	75	None	No	0.0625	NP (NDs)
Molybdenum (mg/L)	PZ-42I	0.0066	0.0057	0.1	n/a	No	4	0.006175	0.0003686	0	None	No	0.0625	NP (selected)
Molybdenum (mg/L)	PZ-69I	0.0017	0.00069	0.1	n/a	No	4	0.001075	0.0004508	0	None	No	0.0625	NP (selected)
Molybdenum (mg/L)	SGWC-12	0.015	0.0012	0.1	n/a	No	23	0.0138	0.00399	91.3	None	No	0.01	NP (NDs)
Molybdenum (mg/L)	SGWC-14	0.015	0.003	0.1	n/a	No	23	0.01386	0.003787	91.3	None	No	0.01	NP (NDs)
Molybdenum (mg/L)	SGWC-23	0.015	0.00062	0.1	n/a	No	23	0.01437	0.002998	95.65	None	No	0.01	NP (NDs)
Molybdenum (mg/L)	SGWC-6	0.015	0.00099	0.1	n/a	No	23	0.01377	0.004078	91.3	None	No	0.01	NP (NDs)
Molybdenum (mg/L)	SGWC-7	0.00343	0.0012	0.1	n/a	No	23	0.004606	0.005649	21.74	None	No	0.01	NP (normality)
Molybdenum (mg/L)	SGWC-8	0.015	0.0008	0.1	n/a	No	23	0.01376	0.004101	91.3	None	No	0.01	NP (NDs)
Molybdenum (mg/L)	SGWC-9	0.015	0.001	0.1	n/a	No	23	0.009529	0.006983	60.87	None	No	0.01	NP (NDs)
Selenium (mg/L)	PZ-17I	0.005	0.00047	0.05	n/a	No	5	0.004094	0.002026	80	None	No	0.031	NP (NDs)
Selenium (mg/L)	PZ-39S	0.0022	0.0013	0.05	n/a	No	5	0.00164	0.0003912	20	None	No	0.031	NP (selected)
Selenium (mg/L)	PZ-40I	0.005	0.00059	0.05	n/a	No	5	0.004118	0.001972	80	None	No	0.031	NP (NDs)
Selenium (mg/L)	PZ-41S	0.0071	0.0045	0.05	n/a	No	5	0.00616	0.001024	0	None	No	0.031	NP (selected)
Selenium (mg/L)	PZ-42I	0.005	0.00026	0.05	n/a	No	5	0.004052	0.00212	80	None	No	0.031	NP (NDs)
Selenium (mg/L)	PZ-44I	0.005	0.00046	0.05	n/a	No	5	0.004092	0.00203	80	None	No	0.031	NP (NDs)
Selenium (mg/L)	SGWC-11	0.005	0.00046	0.05	n/a	No	24	0.004811	0.0009267	95.83	None	No	0.01	NP (NDs)
Selenium (mg/L)	SGWC-12	0.005	0.00031	0.05	n/a	No	24	0.004805	0.0009573	95.83	None	No	0.01	NP (NDs)
Selenium (mg/L)	SGWC-13	0.005	0.00064	0.05	n/a	No	24	0.004622	0.00128	91.67	None	No	0.01	NP (NDs)
Selenium (mg/L)	SGWC-14	0.005	0.00084	0.05	n/a	No	24	0.004646	0.0012	91.67	None	No	0.01	NP (NDs)
Selenium (mg/L)	SGWC-15	0.005	0.0021	0.05	n/a	No	24	0.004254	0.002424	58.33	None	No	0.01	NP (NDs)
Selenium (mg/L)	SGWC-16	0.005	0.0012	0.05	n/a	No	24	0.003557	0.00192	62.5	None	No	0.01	NP (NDs)
Selenium (mg/L)	SGWC-17	0.005	0.00064	0.05	n/a	No	24	0.004423	0.00156	87.5	None	No	0.01	NP (NDs)

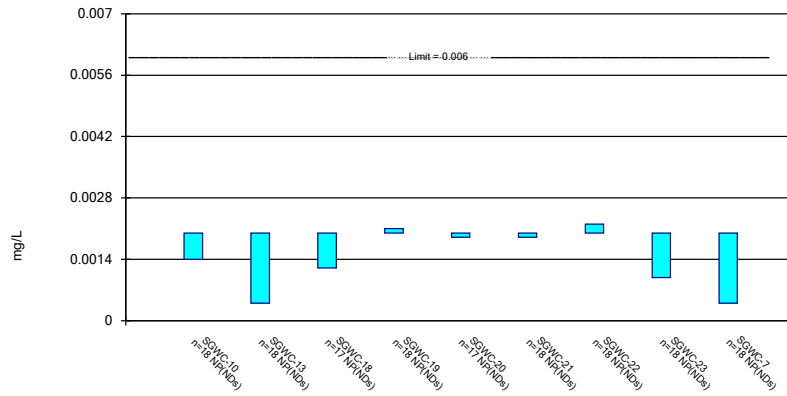
Appendix IV Confidence Intervals - All Results

Plant Scherer Client: Southern Company Data: Scherer AP Printed 9/27/2023, 5:44 PM

Constituent	Well	Upper Lim.	Lower Lim.	Compliance	Lower Compl.	Sig.	N	Mean	Std. Dev.	%NDs	ND Adj.	Transform	Alpha	Method
Selenium (mg/L)	SGWC-18	0.008994	0.003231	0.05	n/a	No	24	0.007569	0.007908	12.5	None	x^(1/3)	0.01	Param.
Selenium (mg/L)	SGWC-19	0.005	0.00099	0.05	n/a	No	24	0.004295	0.001613	83.33	None	No	0.01	NP (NDs)
Selenium (mg/L)	SGWC-20	0.005	0.00396	0.05	n/a	No	24	0.004098	0.001738	70.83	None	No	0.01	NP (NDs)
Selenium (mg/L)	SGWC-23	0.005	0.00075	0.05	n/a	No	24	0.004231	0.001758	83.33	None	No	0.01	NP (NDs)
Selenium (mg/L)	SGWC-6	0.005	0.00057	0.05	n/a	No	24	0.004426	0.001551	87.5	None	No	0.01	NP (NDs)
Selenium (mg/L)	SGWC-7	0.005	0.00034	0.05	n/a	No	24	0.004806	0.0009512	95.83	None	No	0.01	NP (NDs)
Thallium (mg/L)	SGWC-10	0.001	0.00075	0.002	n/a	No	24	0.0009204	0.0002376	87.5	None	No	0.01	NP (NDs)
Thallium (mg/L)	SGWC-11	0.001	0.00016	0.002	n/a	No	24	0.0009296	0.0002386	91.67	None	No	0.01	NP (NDs)
Thallium (mg/L)	SGWC-12	0.001	0.00034	0.002	n/a	No	24	0.0009404	0.0002025	91.67	None	No	0.01	NP (NDs)
Thallium (mg/L)	SGWC-13	0.001	0.00022	0.002	n/a	No	24	0.0009675	0.0001592	95.83	None	No	0.01	NP (NDs)
Thallium (mg/L)	SGWC-14	0.001	0.00035	0.002	n/a	No	24	0.0009083	0.0002631	83.33	None	No	0.01	NP (NDs)
Thallium (mg/L)	SGWC-15	0.001	0.0001	0.002	n/a	No	24	0.0006189	0.0004308	54.17	None	No	0.01	NP (NDs)
Thallium (mg/L)	SGWC-17	0.001	0.00024	0.002	n/a	No	24	0.0009683	0.0001551	95.83	None	No	0.01	NP (NDs)
Thallium (mg/L)	SGWC-18	0.00068	0.00015	0.002	n/a	No	24	0.0003923	0.00035	20.83	None	No	0.01	NP (normality)
Thallium (mg/L)	SGWC-20	0.00033	0.00017	0.002	n/a	No	24	0.000355	0.0003417	20.83	None	No	0.01	NP (normality)
Thallium (mg/L)	SGWC-22	0.001	0.00038	0.002	n/a	No	24	0.0009742	0.0001266	95.83	None	No	0.01	NP (NDs)
Thallium (mg/L)	SGWC-23	0.001	0.00016	0.002	n/a	No	24	0.000965	0.0001715	95.83	None	No	0.01	NP (NDs)
Thallium (mg/L)	SGWC-6	0.001	0.00049	0.002	n/a	No	24	0.0008821	0.000274	83.33	None	No	0.01	NP (NDs)
Thallium (mg/L)	SGWC-7	0.001	0.00042	0.002	n/a	No	24	0.0009433	0.0001942	91.67	None	No	0.01	NP (NDs)
Thallium (mg/L)	SGWC-8	0.001	0.00079	0.002	n/a	No	24	0.0008929	0.0002659	83.33	None	No	0.01	NP (NDs)
Thallium (mg/L)	SGWC-9	0.001	0.0004	0.002	n/a	No	24	0.0009446	0.0001887	91.67	None	No	0.01	NP (NDs)

Non-Parametric Confidence Interval

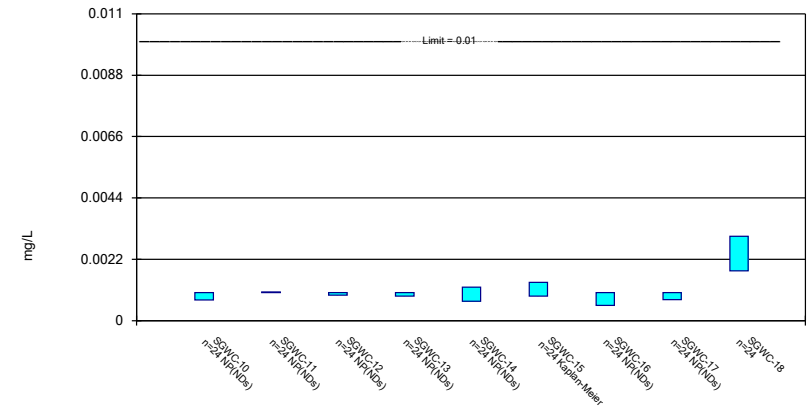
Compliance Limit is not exceeded. Per-well alpha = 0.01.



Constituent: Antimony Analysis Run 9/27/2023 5:40 PM View: Appendix IV
 Plant Scherer Client: Southern Company Data: Scherer AP

Parametric and Non-Parametric (NP) Confidence Interval

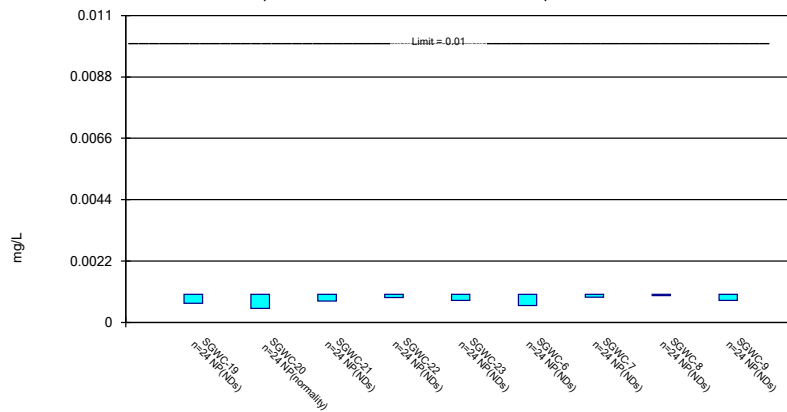
Compliance Limit is not exceeded. Per-well alpha = 0.01. Normality Test: Shapiro Wilk, alpha based on n.



Constituent: Arsenic Analysis Run 9/27/2023 5:40 PM View: Appendix IV
 Plant Scherer Client: Southern Company Data: Scherer AP

Non-Parametric Confidence Interval

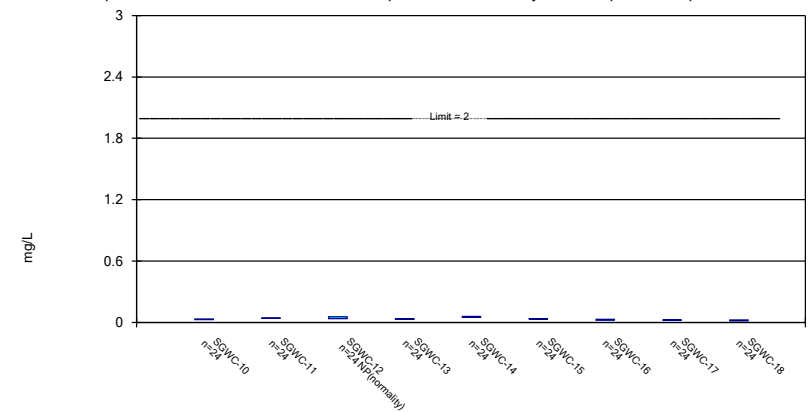
Compliance Limit is not exceeded. Per-well alpha = 0.01.



Constituent: Arsenic Analysis Run 9/27/2023 5:40 PM View: Appendix IV
 Plant Scherer Client: Southern Company Data: Scherer AP

Parametric and Non-Parametric (NP) Confidence Interval

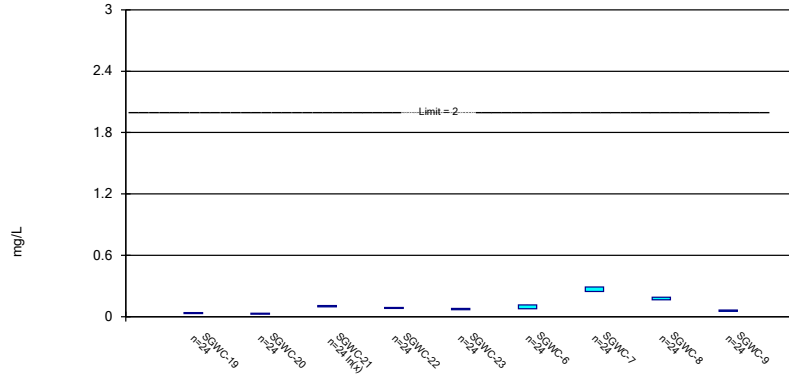
Compliance Limit is not exceeded. Per-well alpha = 0.01. Normality Test: Shapiro Wilk, alpha based on n.



Constituent: Barium Analysis Run 9/27/2023 5:40 PM View: Appendix IV
 Plant Scherer Client: Southern Company Data: Scherer AP

Parametric Confidence Interval

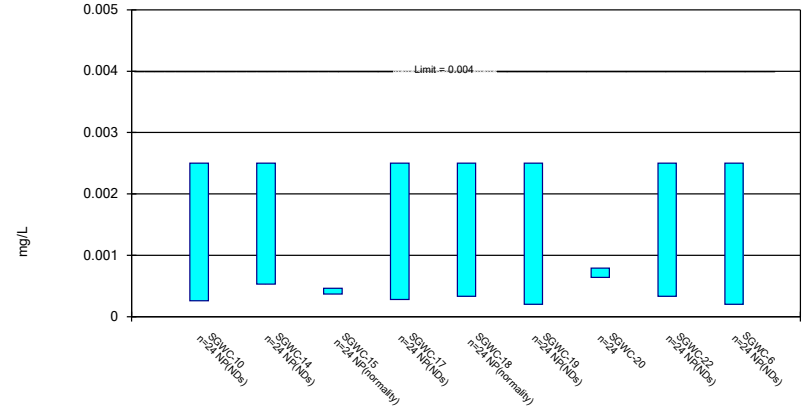
Compliance Limit is not exceeded. Per-well alpha = 0.01. Normality Test: Shapiro Wilk, alpha based on n.



Constituent: Barium Analysis Run 9/27/2023 5:40 PM View: Appendix IV
 Plant Scherer Client: Southern Company Data: Scherer AP

Parametric and Non-Parametric (NP) Confidence Interval

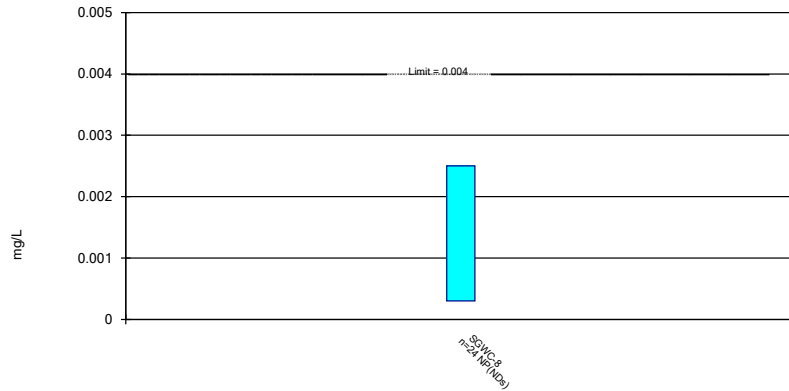
Compliance Limit is not exceeded. Per-well alpha = 0.01. Normality Test: Shapiro Wilk, alpha based on n.



Constituent: Beryllium Analysis Run 9/27/2023 5:40 PM View: Appendix IV
 Plant Scherer Client: Southern Company Data: Scherer AP

Non-Parametric Confidence Interval

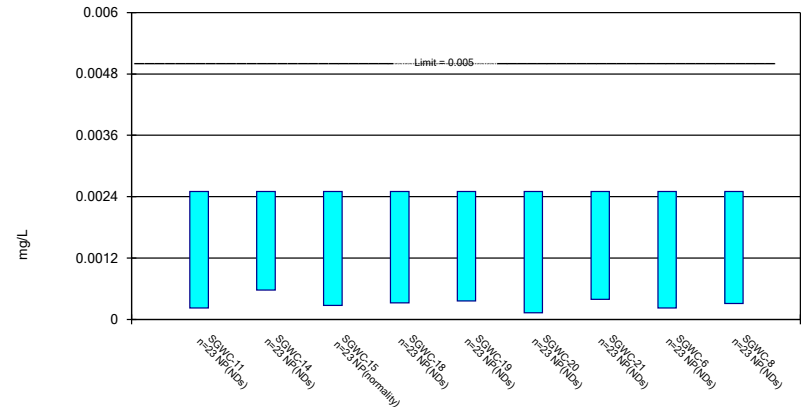
Compliance Limit is not exceeded. Per-well alpha = 0.01.



Constituent: Beryllium Analysis Run 9/27/2023 5:40 PM View: Appendix IV
 Plant Scherer Client: Southern Company Data: Scherer AP

Non-Parametric Confidence Interval

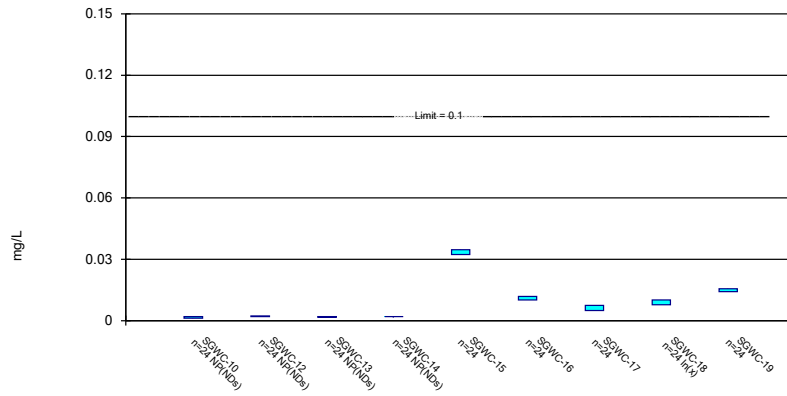
Compliance Limit is not exceeded. Per-well alpha = 0.01.



Constituent: Cadmium Analysis Run 9/27/2023 5:40 PM View: Appendix IV
 Plant Scherer Client: Southern Company Data: Scherer AP

Parametric and Non-Parametric (NP) Confidence Interval

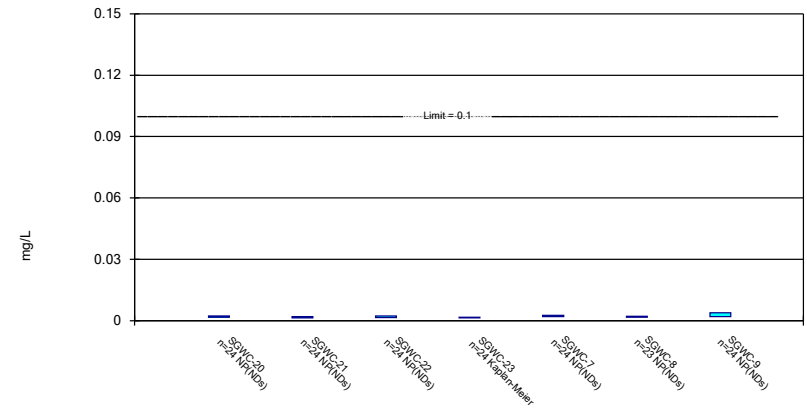
Compliance Limit is not exceeded. Per-well alpha = 0.01. Normality Test: Shapiro Wilk, alpha based on n.



Constituent: Chromium Analysis Run 9/27/2023 5:40 PM View: Appendix IV
 Plant Scherer Client: Southern Company Data: Scherer AP

Parametric and Non-Parametric (NP) Confidence Interval

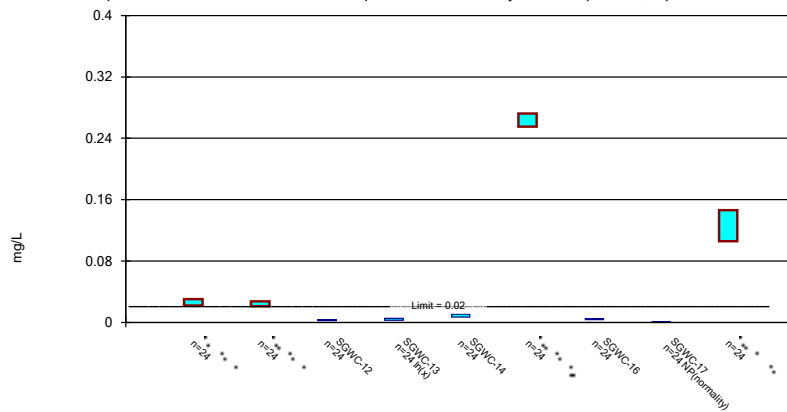
Compliance Limit is not exceeded. Per-well alpha = 0.01. Normality Test: Shapiro Wilk, alpha based on n.



Constituent: Chromium Analysis Run 9/27/2023 5:40 PM View: Appendix IV
 Plant Scherer Client: Southern Company Data: Scherer AP

Parametric and Non-Parametric (NP) Confidence Interval

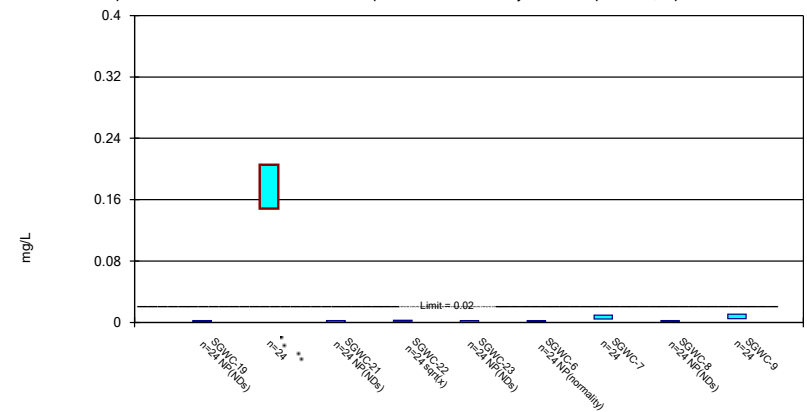
Compliance limit is exceeded.* Per-well alpha = 0.01. Normality Test: Shapiro Wilk, alpha based on n.



Constituent: Cobalt Analysis Run 9/27/2023 5:40 PM View: Appendix IV
 Plant Scherer Client: Southern Company Data: Scherer AP

Parametric and Non-Parametric (NP) Confidence Interval

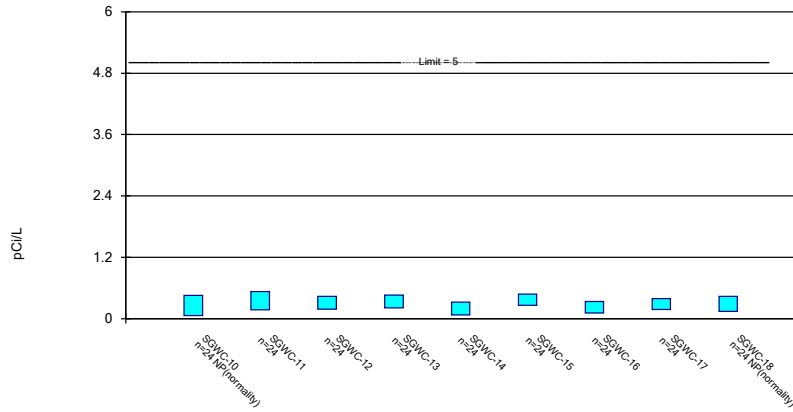
Compliance limit is exceeded.* Per-well alpha = 0.01. Normality Test: Shapiro Wilk, alpha based on n.



Constituent: Cobalt Analysis Run 9/27/2023 5:40 PM View: Appendix IV
 Plant Scherer Client: Southern Company Data: Scherer AP

Parametric and Non-Parametric (NP) Confidence Interval

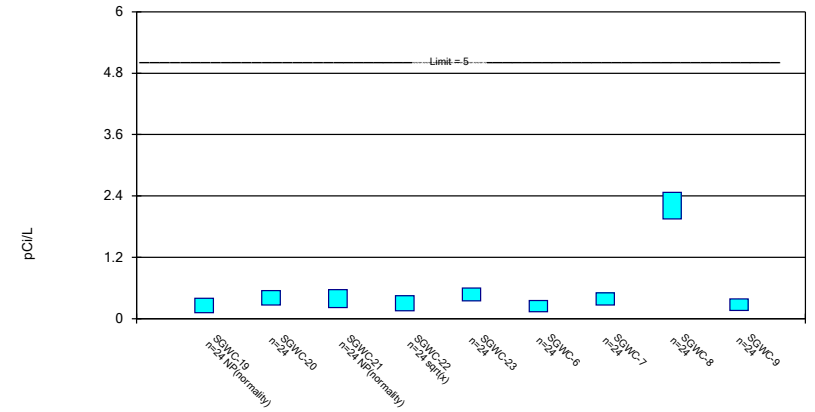
Compliance Limit is not exceeded. Per-well alpha = 0.01. Normality Test: Shapiro Wilk, alpha based on n.



Constituent: Combined Radium 226 + 228 Analysis Run 9/27/2023 5:40 PM View: Appendix IV
Plant Scherer Client: Southern Company Data: Scherer AP

Parametric and Non-Parametric (NP) Confidence Interval

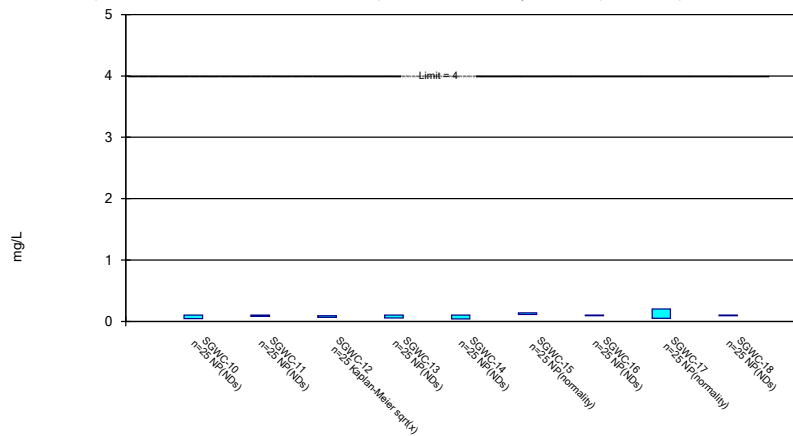
Compliance Limit is not exceeded. Per-well alpha = 0.01. Normality Test: Shapiro Wilk, alpha based on n.



Constituent: Combined Radium 226 + 228 Analysis Run 9/27/2023 5:40 PM View: Appendix IV
Plant Scherer Client: Southern Company Data: Scherer AP

Parametric and Non-Parametric (NP) Confidence Interval

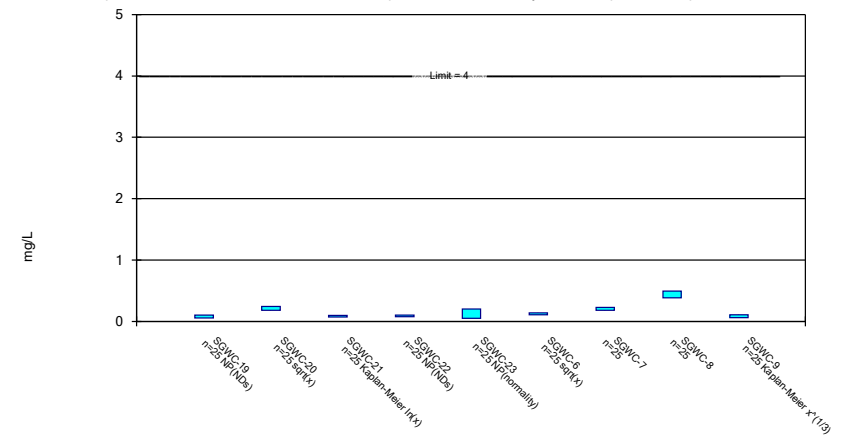
Compliance Limit is not exceeded. Per-well alpha = 0.01. Normality Test: Shapiro Wilk, alpha based on n.



Constituent: Fluoride, total Analysis Run 9/27/2023 5:40 PM View: Appendix IV
Plant Scherer Client: Southern Company Data: Scherer AP

Parametric and Non-Parametric (NP) Confidence Interval

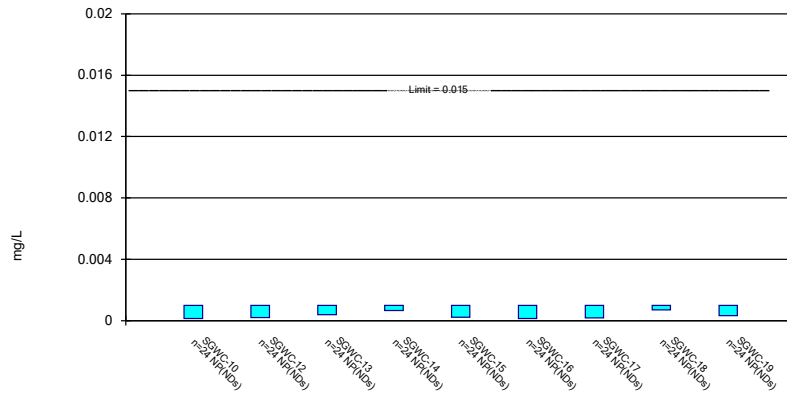
Compliance Limit is not exceeded. Per-well alpha = 0.01. Normality Test: Shapiro Wilk, alpha based on n.



Constituent: Fluoride, total Analysis Run 9/27/2023 5:40 PM View: Appendix IV
Plant Scherer Client: Southern Company Data: Scherer AP

Non-Parametric Confidence Interval

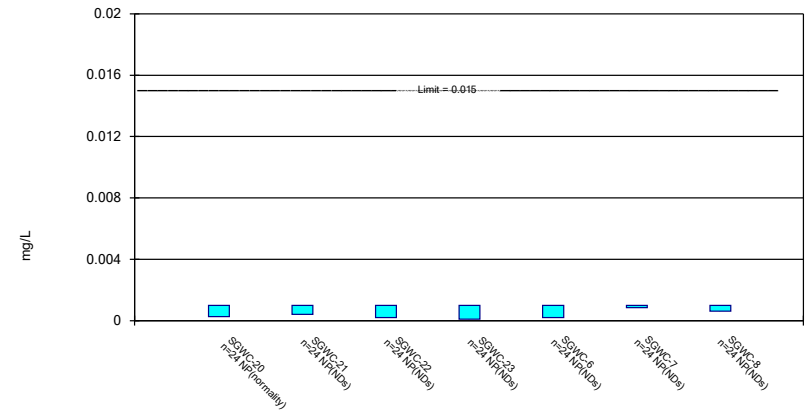
Compliance Limit is not exceeded. Per-well alpha = 0.01.



Constituent: Lead Analysis Run 9/27/2023 5:40 PM View: Appendix IV
 Plant Scherer Client: Southern Company Data: Scherer AP

Non-Parametric Confidence Interval

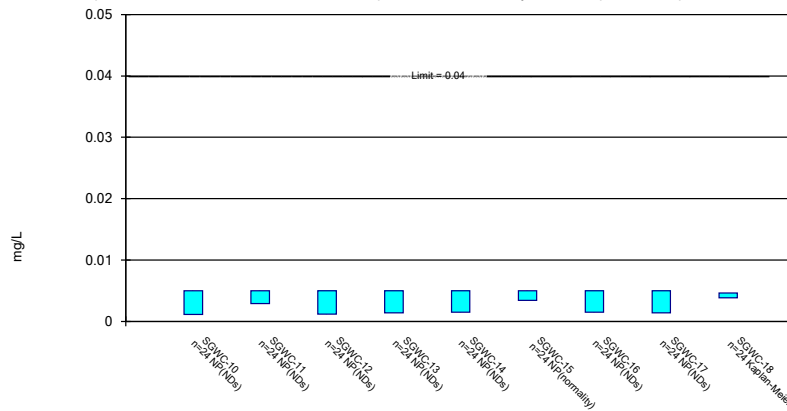
Compliance Limit is not exceeded. Per-well alpha = 0.01.



Constituent: Lead Analysis Run 9/27/2023 5:40 PM View: Appendix IV
 Plant Scherer Client: Southern Company Data: Scherer AP

Parametric and Non-Parametric (NP) Confidence Interval

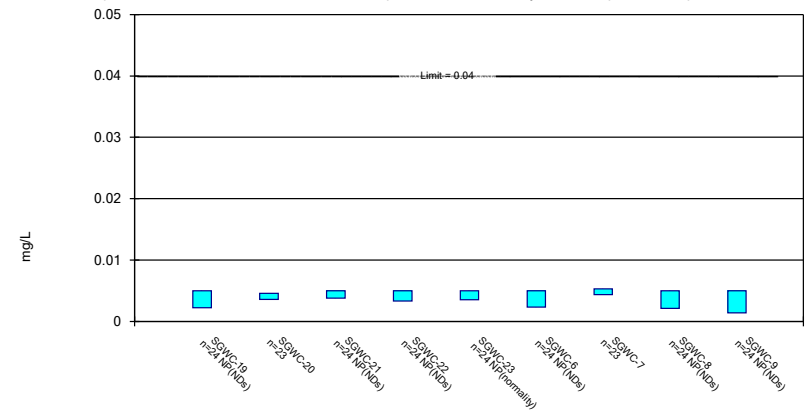
Compliance Limit is not exceeded. Per-well alpha = 0.01. Normality Test: Shapiro Wilk, alpha based on n.



Constituent: Lithium Analysis Run 9/27/2023 5:40 PM View: Appendix IV
 Plant Scherer Client: Southern Company Data: Scherer AP

Parametric and Non-Parametric (NP) Confidence Interval

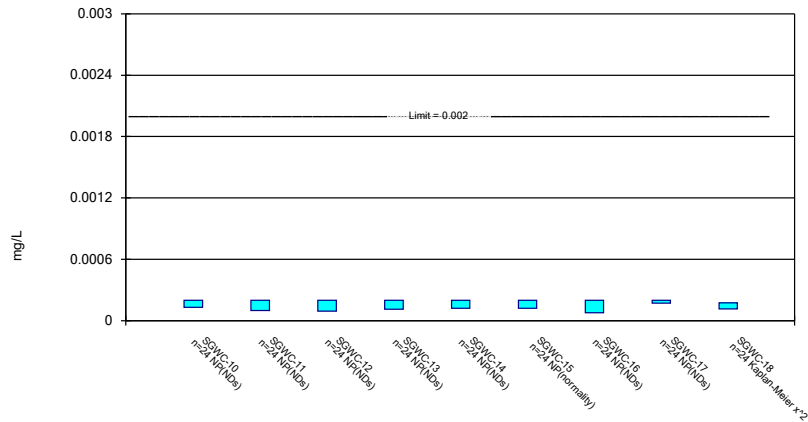
Compliance Limit is not exceeded. Per-well alpha = 0.01. Normality Test: Shapiro Wilk, alpha based on n.



Constituent: Lithium Analysis Run 9/27/2023 5:40 PM View: Appendix IV
 Plant Scherer Client: Southern Company Data: Scherer AP

Parametric and Non-Parametric (NP) Confidence Interval

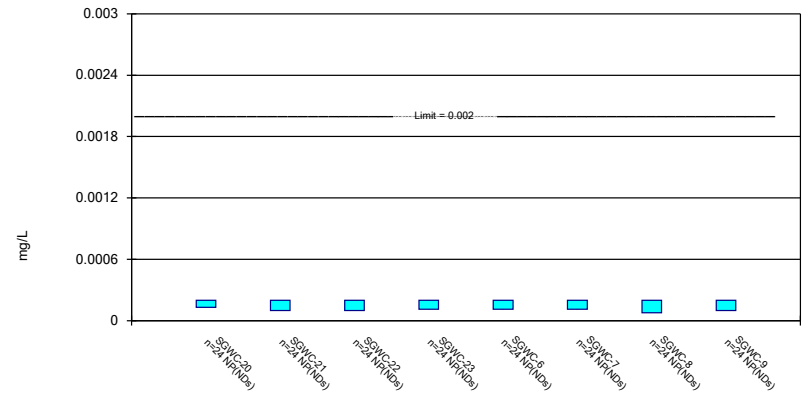
Compliance Limit is not exceeded. Per-well alpha = 0.01. Normality Test: Shapiro Wilk, alpha based on n.



Constituent: Mercury Analysis Run 9/27/2023 5:40 PM View: Appendix IV
 Plant Scherer Client: Southern Company Data: Scherer AP

Non-Parametric Confidence Interval

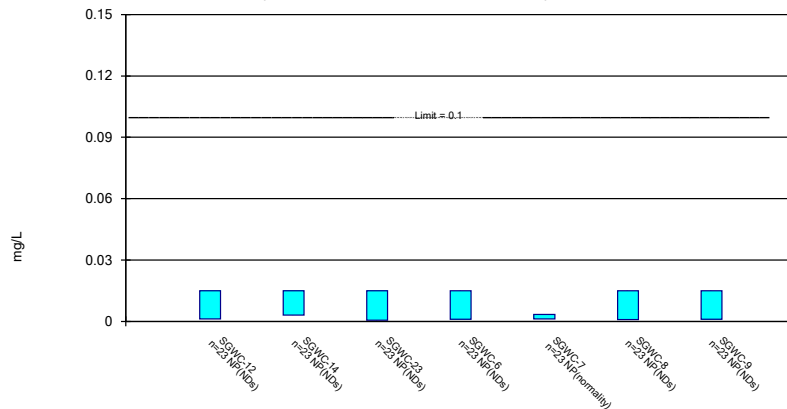
Compliance Limit is not exceeded. Per-well alpha = 0.01.



Constituent: Mercury Analysis Run 9/27/2023 5:40 PM View: Appendix IV
 Plant Scherer Client: Southern Company Data: Scherer AP

Non-Parametric Confidence Interval

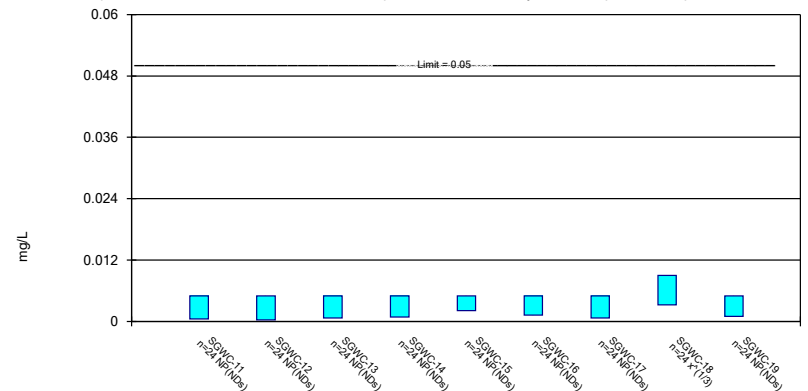
Compliance Limit is not exceeded. Per-well alpha = 0.01.



Constituent: Molybdenum Analysis Run 9/27/2023 5:40 PM View: Appendix IV
 Plant Scherer Client: Southern Company Data: Scherer AP

Parametric and Non-Parametric (NP) Confidence Interval

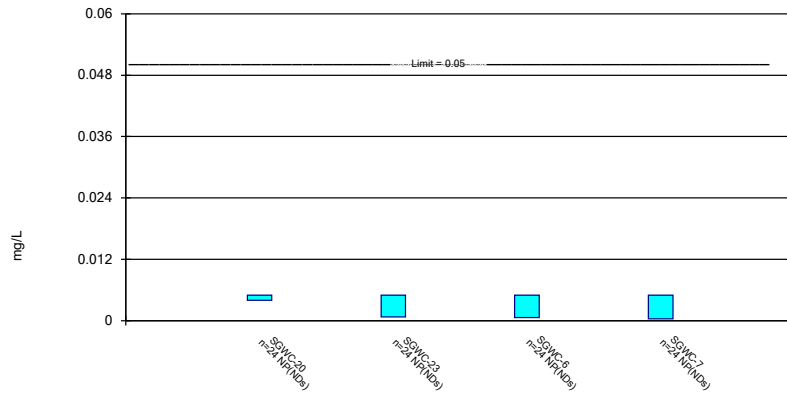
Compliance Limit is not exceeded. Per-well alpha = 0.01. Normality Test: Shapiro Wilk, alpha based on n.



Constituent: Selenium Analysis Run 9/27/2023 5:40 PM View: Appendix IV
 Plant Scherer Client: Southern Company Data: Scherer AP

Non-Parametric Confidence Interval

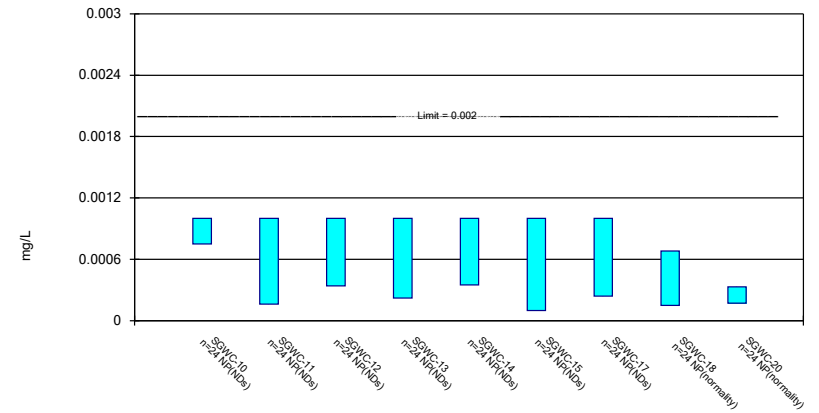
Compliance Limit is not exceeded. Per-well alpha = 0.01.



Constituent: Selenium Analysis Run 9/27/2023 5:40 PM View: Appendix IV
Plant Scherer Client: Southern Company Data: Scherer AP

Non-Parametric Confidence Interval

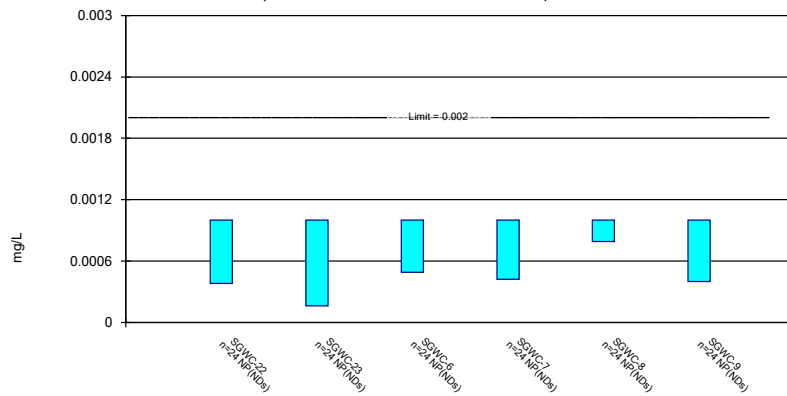
Compliance Limit is not exceeded. Per-well alpha = 0.01.



Constituent: Thallium Analysis Run 9/27/2023 5:40 PM View: Appendix IV
Plant Scherer Client: Southern Company Data: Scherer AP

Non-Parametric Confidence Interval

Compliance Limit is not exceeded. Per-well alpha = 0.01.



Constituent: Thallium Analysis Run 9/27/2023 5:40 PM View: Appendix IV
Plant Scherer Client: Southern Company Data: Scherer AP

Confidence Interval

Constituent: Antimony (mg/L) Analysis Run 9/27/2023 5:44 PM View: Appendix IV

Plant Scherer Client: Southern Company Data: Scherer AP

	SGWC-10	SGWC-13	SGWC-18	SGWC-19	SGWC-20	SGWC-21	SGWC-22	SGWC-23	SGWC-7
5/11/2016	<0.002								<0.002
5/12/2016		<0.002			<0.002	<0.002	<0.002	<0.002	
5/13/2016			<0.002	<0.002					
6/27/2016									0.0004 (J)
6/28/2016	0.0014 (J)	0.0004 (J)							
6/29/2016				<0.002	<0.002	<0.002	<0.002	<0.002	
6/30/2016			0.0012 (J)						
8/17/2016	<0.002								<0.002
8/18/2016		<0.002							
8/19/2016							<0.002	<0.002	
8/22/2016			<0.002	<0.002	<0.002	<0.002			
10/17/2016	<0.002	<0.002							
10/18/2016				<0.002	<0.002	<0.002	<0.002	<0.002	<0.002
10/19/2016			<0.002						
12/6/2016	<0.002	<0.002							<0.002
12/7/2016			<0.002			<0.002	<0.002	<0.002	
12/8/2016				<0.002	<0.002				
2/14/2017									<0.002
2/15/2017	<0.002	<0.002 (F1)						<0.002	
2/16/2017			<0.002	<0.002	<0.002	<0.002	<0.002		
4/12/2017	<0.002	<0.002							<0.002
4/13/2017			<0.002	<0.002	<0.002	<0.002	<0.002	<0.002	
6/27/2017	<0.002	<0.002							<0.002
6/28/2017			<0.002	<0.002	<0.002	<0.002	<0.002	<0.002	
3/27/2018	<0.002	<0.002						<0.002	<0.002
3/28/2018			<0.002	<0.002	<0.002	<0.002	<0.002	<0.002	
10/8/2018		<0.002				<0.002	<0.002	<0.002	
10/9/2018	<0.002			<0.002					<0.002
2/19/2019							<0.002	<0.002	
2/20/2019	<0.002	<0.002	<0.002	<0.002	<0.002	<0.002			<0.002
2/18/2020					<0.002	<0.002	<0.002	<0.002	<0.002
2/19/2020	<0.002	<0.002		<0.002					
2/20/2020			<0.002						
2/9/2021	<0.002	<0.002							<0.002
2/10/2021			<0.002	<0.002	<0.002	<0.002	<0.002	<0.002	
8/18/2021			<0.002			<0.002	<0.002	<0.002	<0.002
8/19/2021	<0.002	<0.002		<0.002	<0.002				
2/9/2022									<0.002
2/10/2022			<0.002				<0.002	<0.002	
2/11/2022	<0.002	<0.002		<0.002	<0.002	<0.002			
8/18/2022		<0.002							<0.002
8/19/2022	<0.002								
8/22/2022				0.0021	0.0019 (J)	0.0019 (J)	0.0022	0.00098 (J)	
8/23/2022			<0.002						
2/22/2023	<0.002		<0.002	<0.002	<0.002				<0.002
2/23/2023		<0.002				<0.002	<0.002	<0.002	
8/2/2023		<0.002							
8/7/2023	<0.002		<0.002	<0.002	<0.002		<0.002		
8/8/2023						<0.002		<0.002	<0.002
Mean	0.001967	0.001911	0.001953	0.002006	0.001994	0.001994	0.002011	0.001943	0.001911
Std. Dev.	0.0001414	0.0003771	0.000194	2.357E-05	2.425E-05	2.357E-05	4.714E-05	0.0002404	0.0003771
Upper Lim.	0.002	0.002	0.002	0.0021	0.002	0.002	0.0022	0.002	0.002

Confidence Interval

Constituent: Antimony (mg/L) Analysis Run 9/27/2023 5:44 PM View: Appendix IV
Plant Scherer Client: Southern Company Data: Scherer AP

	SGWC-10	SGWC-13	SGWC-18	SGWC-19	SGWC-20	SGWC-21	SGWC-22	SGWC-23	SGWC-7
Lower Lim.	0.0014	0.0004	0.0012	0.002	0.0019	0.0019	0.002	0.00098	0.0004

Confidence Interval

Constituent: Arsenic (mg/L) Analysis Run 9/27/2023 5:44 PM View: Appendix IV

Plant Scherer Client: Southern Company Data: Scherer AP

	SGWC-10	SGWC-11	SGWC-12	SGWC-13	SGWC-14	SGWC-15	SGWC-16	SGWC-17	SGWC-18
5/11/2016	<0.001	0.00103 (J)	<0.001						
5/12/2016				<0.001	<0.001	<0.001	<0.001	<0.001	
5/13/2016									0.00161 (J)
6/28/2016	<0.001	0.0011 (J)	0.001 (J)	<0.001	<0.001	0.0026 (J)	<0.001		
6/29/2016								<0.001	
6/30/2016									0.004 (J)
8/17/2016	<0.001	0.0011 (J)							
8/18/2016			0.00091 (J)	<0.001	<0.001	0.0015	<0.001	<0.001	
8/22/2016									0.0012 (J)
10/17/2016	<0.001	0.0011 (J)	<0.001	<0.001	<0.001				
10/18/2016						0.0019	<0.001		
10/19/2016								0.001045 (JD)	0.0019
12/6/2016	<0.001	0.00072 (J)	<0.001	<0.001					
12/7/2016					<0.001	0.00079 (J)	<0.001	<0.001	0.0012 (J)
2/15/2017	0.0005 (J)	0.0011 (J)	0.00076 (J)	<0.001	<0.001	0.00073 (J)		0.00059 (J)	
2/16/2017							<0.001		0.00086 (J)
4/12/2017	<0.001	0.00076 (J)	0.00046 (J)	0.00047 (J)	0.00057 (J)	0.0009 (J)			
4/13/2017							<0.001	0.00066 (J)	0.00058 (J)
6/27/2017	0.00074 (J)	0.0011 (J)	0.0011 (J)	0.00088 (J)	0.00058 (J)	0.0011 (J)	0.00055 (J)	0.00075 (J)	
6/28/2017									0.0011 (J)
3/27/2018	<0.001	<0.001	<0.001	<0.001	<0.001	<0.001	<0.001	<0.001	
3/28/2018									0.0015
6/6/2018	<0.001	<0.001	<0.001						
6/7/2018				<0.001	<0.001	<0.001	<0.001	<0.001	
6/8/2018									0.002
10/8/2018			0.0007 (J)	0.00069 (J)	0.0007 (J)		0.00054 (J)	0.00075 (J)	
10/9/2018	<0.001								
10/16/2018		<0.001				<0.001			
10/18/2018									0.0031
2/20/2019	<0.001	<0.001	<0.001	<0.001	<0.001	0.00075 (J)	<0.001	<0.001	0.003
4/1/2019	0.00059 (J)	0.0011 (J)	0.0012 (J)	0.0014	0.0012 (J)	0.0016			
4/2/2019							<0.001	<0.001	0.0027
9/16/2019		<0.001	<0.001						
9/17/2019	<0.001			<0.001	<0.001	0.0008 (J)	<0.001	<0.001	0.0029
2/18/2020		<0.001							
2/19/2020	<0.001		0.00032 (J)	<0.001	<0.001	0.001	<0.001	<0.001	
2/20/2020									0.0031
3/24/2020								<0.001	
3/25/2020	<0.001	<0.001							
3/26/2020			0.00032 (J)						0.0047
3/27/2020				<0.001	0.0014	0.0016	<0.001		
9/14/2020	<0.001	<0.001	<0.001	<0.001					
9/15/2020					<0.001	0.0014	<0.001	<0.001	0.0045
2/9/2021	<0.001	<0.001	<0.001	<0.001	<0.001	0.0013	<0.001		
2/10/2021								0.00038 (J)	0.0033
3/30/2021									0.0028
3/31/2021	<0.001					0.0012			
4/1/2021							0.00033 (J)	<0.001	
4/6/2021					<0.001				
4/7/2021		<0.001	<0.001	<0.001					
8/18/2021								<0.001	0.0028
8/19/2021	<0.001	<0.001		<0.001	<0.001	0.0014	<0.001		

Confidence Interval

Constituent: Arsenic (mg/L) Analysis Run 9/27/2023 5:44 PM View: Appendix IV
 Plant Scherer Client: Southern Company Data: Scherer AP

	SGWC-10	SGWC-11	SGWC-12	SGWC-13	SGWC-14	SGWC-15	SGWC-16	SGWC-17	SGWC-18
8/20/2021			<0.001						
2/10/2022		<0.001	<0.001				<0.001		0.0043
2/11/2022	<0.001			<0.001		0.0021		<0.001	
2/14/2022					<0.001				
8/18/2022		<0.001	<0.001	<0.001					
8/19/2022	<0.001				<0.001	0.00066 (J)			
8/23/2022									0.0021
8/31/2022							<0.001	<0.001	
2/22/2023	<0.001	<0.001						<0.001	0.0015
2/23/2023			<0.001	<0.001	<0.001	0.0012	<0.001		
8/2/2023		<0.001		<0.001					
8/7/2023	<0.001		<0.001			<0.001		<0.001	0.00093 (J)
8/8/2023					<0.001		<0.001		
Mean	0.0009513	0.001005	0.0009071	0.0009767	0.0009771	0.00123	0.0009342	0.000924	0.002403
Std. Dev.	0.0001365	9.241E-05	0.0002298	0.000153	0.0001666	0.0004719	0.0001817	0.0001689	0.001213
Upper Lim.	0.001	0.00103	0.001	0.001	0.0012	0.001377	0.001	0.001	0.003022
Lower Lim.	0.00074	0.001	0.00091	0.00088	0.0007	0.0008726	0.00055	0.00075	0.001784

Confidence Interval

Constituent: Arsenic (mg/L) Analysis Run 9/27/2023 5:44 PM View: Appendix IV

Plant Scherer Client: Southern Company Data: Scherer AP

	SGWC-19	SGWC-20	SGWC-21	SGWC-22	SGWC-23	SGWC-6	SGWC-7	SGWC-8	SGWC-9
5/11/2016						<0.001	<0.001	<0.001	<0.001
5/12/2016		<0.001	<0.001	<0.001	<0.001				
5/13/2016	<0.001								
6/27/2016						<0.001	0.0009 (J)	<0.001	
6/29/2016	<0.001	0.0018 (J)	<0.001	<0.001	<0.001				0.0009 (J)
8/17/2016						<0.001	0.0006 (J)	<0.001	
8/19/2016				<0.001	<0.001				
8/22/2016	<0.001	0.001 (J)	<0.001						<0.001
10/17/2016						<0.001		<0.001	
10/18/2016	<0.001	0.00085 (J)	<0.001	<0.001	<0.001		<0.001		0.00074 (J)
12/6/2016						<0.001	<0.001	<0.001	
12/7/2016			<0.001	<0.001	<0.001				0.00079 (J)
12/8/2016	<0.001	<0.001							
2/14/2017						0.0006 (J)	0.00059 (J)	0.0005 (J)	
2/15/2017					<0.001				
2/16/2017	<0.001	<0.001	<0.001	<0.001					0.00056 (J)
4/12/2017						0.00046 (J)	0.00058 (J)	<0.001	
4/13/2017	<0.001	<0.001	<0.001	0.0006 (J)	0.00061 (J)				0.00079 (J)
6/27/2017						<0.001	<0.001	0.00076 (J)	0.0011 (J)
6/28/2017	0.00068 (J)	0.00094 (J)	0.00076 (J)	0.00089 (J)	0.00079 (J)				
3/27/2018					<0.001	<0.001	<0.001	<0.001	
3/28/2018	<0.001	<0.001	<0.001	<0.001					<0.001
6/6/2018						<0.001	<0.001	<0.001	<0.001
6/7/2018		<0.001	<0.001	<0.001	<0.001				
6/8/2018	<0.001								
10/8/2018			<0.001	<0.001	<0.001	<0.001			
10/9/2018	0.00058 (J)						0.00057 (J)	0.00053 (J)	0.00068 (J)
10/18/2018		<0.001							
2/19/2019				<0.001	<0.001				
2/20/2019	<0.001	<0.001	<0.001			<0.001	<0.001	<0.001	<0.001
4/1/2019							<0.001	0.001 (J)	<0.001
4/2/2019	<0.001	<0.001	<0.001	<0.001	<0.001	<0.001			
9/16/2019						<0.001			<0.001
9/17/2019	<0.001	0.00037 (J)	<0.001				<0.001	0.00035 (J)	
9/18/2019				0.00035 (J)	<0.001				
2/18/2020		0.00032 (J)	<0.001	0.00034 (J)	<0.001	<0.001	<0.001	<0.001	
2/19/2020	<0.001								0.00039 (J)
3/23/2020	<0.001	0.0005 (J)	<0.001						
3/24/2020				<0.001	<0.001				
3/25/2020						0.00044 (J)		0.00063 (J)	<0.001
3/26/2020							<0.001		
9/14/2020						<0.001	<0.001	<0.001	<0.001
9/15/2020	<0.001	0.00051 (J)	<0.001	<0.001	<0.001				
2/9/2021						<0.001	<0.001	<0.001	<0.001
2/10/2021	<0.001	0.00059 (J)	<0.001	<0.001	<0.001				
3/30/2021	<0.001	0.00049 (J)	<0.001						
3/31/2021				<0.001	<0.001				0.00033 (J)
4/1/2021						<0.001	0.00044 (J)	<0.001	
8/18/2021			<0.001	<0.001	<0.001	<0.001	<0.001	<0.001	
8/19/2021	<0.001	0.00066 (J)							<0.001
2/9/2022						<0.001	<0.001		
2/10/2022				0.00031 (J)	<0.001			<0.001	<0.001

Confidence Interval

Constituent: Arsenic (mg/L) Analysis Run 9/27/2023 5:44 PM View: Appendix IV
Plant Scherer Client: Southern Company Data: Scherer AP

	SGWC-19	SGWC-20	SGWC-21	SGWC-22	SGWC-23	SGWC-6	SGWC-7	SGWC-8	SGWC-9
2/11/2022	<0.001	0.00081 (J)	<0.001						
8/18/2022							<0.001	<0.001	<0.001
8/19/2022						<0.001			
8/22/2022	<0.001	0.00042 (J)	<0.001	0.00044 (J)	<0.001				
2/22/2023	<0.001	0.00046 (J)				<0.001	<0.001	<0.001	<0.001
2/23/2023			<0.001	<0.001	<0.001				
8/1/2023						<0.001			
8/7/2023	<0.001	<0.001		<0.001					<0.001
8/8/2023			<0.001		<0.001		<0.001	<0.001	
Mean	0.0009692	0.0008217	0.00099	0.0008721	0.000975	0.0009375	0.0009033	0.0009071	0.0008867
Std. Dev.	0.0001055	0.0003271	4.899E-05	0.0002491	8.876E-05	0.0001709	0.0001852	0.0001957	0.0002069
Upper Lim.	0.001	0.001	0.001	0.001	0.001	0.001	0.001	0.001	0.001
Lower Lim.	0.00068	0.0005	0.00076	0.00089	0.00079	0.0006	0.0009	0.001	0.00079

Confidence Interval

Constituent: Barium (mg/L) Analysis Run 9/27/2023 5:44 PM View: Appendix IV

Plant Scherer Client: Southern Company Data: Scherer AP

	SGWC-10	SGWC-11	SGWC-12	SGWC-13	SGWC-14	SGWC-15	SGWC-16	SGWC-17	SGWC-18
5/11/2016	0.0294	0.038	0.0324						
5/12/2016				0.0198	0.067	0.041	0.0163	0.0157	
5/13/2016									0.0138
6/28/2016	0.0293	0.0363	0.0321	0.0208	0.0668	0.0435	0.0165		
6/29/2016								0.0161 (J)	
6/30/2016									0.0145 (J)
8/17/2016	0.029	0.033							
8/18/2016			0.03	0.022	0.06	0.043	0.017	0.016	
8/22/2016									0.014
10/17/2016	0.027	0.035	0.032	0.024	0.06				
10/18/2016						0.041	0.017		
10/19/2016								0.021 (D)	0.016
12/6/2016	0.03	0.035	0.032	0.025					
12/7/2016					0.063	0.042	0.017	0.018	0.015
2/15/2017	0.025	0.036	0.036	0.026	0.061	0.038		0.02	
2/16/2017							0.017		0.013
4/12/2017	0.028	0.038	0.037	0.029	0.062	0.038			
4/13/2017							0.019	0.019	0.012
6/27/2017	0.034	0.042	0.042	0.031	0.06	0.041	0.02	0.019	
6/28/2017									0.012
3/27/2018	0.031	0.039	0.043	0.029	0.055	0.035	0.021	0.02	
3/28/2018									0.029
6/6/2018	0.027	0.041	0.048						
6/7/2018				0.032	0.057	0.035	0.022	0.02	
6/8/2018									0.032
10/8/2018			0.049	0.033	0.053		0.025	0.021	
10/9/2018	0.032								
10/16/2018		0.037				0.031			
10/18/2018									0.033
2/20/2019	0.036	0.044	0.054	0.041	0.053	0.036	0.027	0.023	0.034
4/1/2019	0.039	0.041	0.051	0.038	0.054	0.034			
4/2/2019							0.023	0.02	0.028
9/16/2019		0.045	0.052						
9/17/2019	0.029			0.036	0.048	0.034	0.029	0.025	0.026
2/18/2020		0.044							
2/19/2020	0.027		0.053	0.033	0.047	0.031	0.029	0.022	
2/20/2020									0.023
3/24/2020								0.024	
3/25/2020	0.036	0.046							
3/26/2020			0.051						0.02
3/27/2020				0.034	0.049	0.028	0.027		
9/14/2020	0.027	0.042	0.057	0.039					
9/15/2020					0.05	0.031	0.031	0.025	0.02
2/9/2021	0.028	0.043	0.058	0.036	0.046	0.029	0.03		
2/10/2021								0.023	0.016
3/30/2021									0.015
3/31/2021	0.036					0.028			
4/1/2021							0.029	0.022	
4/6/2021					0.048				
4/7/2021		0.046	0.058	0.037					
8/18/2021								0.024	0.022
8/19/2021	0.025	0.045		0.036	0.042	0.027	0.029		

Confidence Interval

Constituent: Barium (mg/L) Analysis Run 9/27/2023 5:44 PM View: Appendix IV
 Plant Scherer Client: Southern Company Data: Scherer AP

	SGWC-10	SGWC-11	SGWC-12	SGWC-13	SGWC-14	SGWC-15	SGWC-16	SGWC-17	SGWC-18
8/20/2021			0.057						
2/10/2022		0.045	0.057				0.034		0.013
2/11/2022	0.025			0.034		0.027		0.025	
2/14/2022					0.047				
8/18/2022		0.044	0.056	0.036					
8/19/2022	0.027				0.048	0.025			
8/23/2022									0.012
8/31/2022							0.033	0.033	
2/22/2023	0.038	0.044						0.024	0.0098 (J)
2/23/2023			0.058	0.035	0.038	0.023	0.035		
8/2/2023		0.048		0.036					
8/7/2023	0.032		0.053			0.031		0.026	0.0092 (J)
8/8/2023					0.045		0.043		
Mean	0.03028	0.04114	0.04702	0.03178	0.05333	0.03385	0.02528	0.02174	0.01885
Std. Dev.	0.004207	0.00422	0.01014	0.006011	0.007879	0.006089	0.007205	0.003839	0.007713
Upper Lim.	0.03243	0.04329	0.056	0.03484	0.05735	0.03696	0.02896	0.0237	0.02278
Lower Lim.	0.02813	0.03898	0.036	0.02871	0.0493	0.03075	0.02161	0.01978	0.01491

Confidence Interval

Constituent: Barium (mg/L) Analysis Run 9/27/2023 5:44 PM View: Appendix IV

Plant Scherer Client: Southern Company Data: Scherer AP

	SGWC-19	SGWC-20	SGWC-21	SGWC-22	SGWC-23	SGWC-6	SGWC-7	SGWC-8	SGWC-9
5/11/2016						0.0933	0.295	0.251	0.0494
5/12/2016		0.0436	0.0914	0.1	0.0959				
5/13/2016	0.0507								
6/27/2016						0.101	0.353	0.205	
6/29/2016	0.0485	0.0466	0.0933	0.0991	0.0957				0.0535
8/17/2016						0.094	0.29	0.16	
8/19/2016				0.096	0.093				
8/22/2016	0.044	0.038	0.086						0.049
10/17/2016						0.11		0.17	
10/18/2016	0.042	0.039	0.093	0.096	0.093		0.29		0.049
12/6/2016						0.11	0.31	0.16	
12/7/2016			0.096	0.09	0.09				0.048
12/8/2016	0.045	0.038							
2/14/2017						0.056	0.3	0.18	
2/15/2017					0.09				
2/16/2017	0.04	0.034	0.091	0.091					0.056
4/12/2017						0.048	0.3	0.18	
4/13/2017	0.037	0.028	0.088	0.091	0.081				0.063
6/27/2017						0.058	0.36	0.18	0.067
6/28/2017	0.04	0.03	0.094	0.1	0.085				
3/27/2018					0.076	0.021	0.27	0.17	
3/28/2018	0.034	0.027	0.09	0.084					0.069
6/6/2018						0.014	0.24	0.18	0.069
6/7/2018		0.029	0.092	0.084	0.082				
6/8/2018	0.035								
10/8/2018			0.092	0.084	0.077	0.069			
10/9/2018	0.037						0.28	0.17	0.077
10/18/2018		0.027							
2/19/2019				0.075	0.064				
2/20/2019	0.036	0.03	0.1			0.052	0.28	0.2	0.077
4/1/2019							0.24	0.19	0.071
4/2/2019	0.03	0.023	0.087	0.076	0.068	0.069			
9/16/2019						0.13			0.077
9/17/2019	0.035	0.025	0.097				0.23	0.19	
9/18/2019				0.078	0.068				
2/18/2020		0.023	0.11	0.085	0.065	0.083	0.25	0.17	
2/19/2020	0.034								0.065
3/23/2020	0.032	0.024	0.1						
3/24/2020				0.081	0.065				
3/25/2020						0.12		0.19	0.066
3/26/2020							0.23		
9/14/2020						0.14	0.27	0.18	0.059
9/15/2020	0.034	0.024	0.13	0.083	0.064				
2/9/2021						0.12	0.26	0.18	0.054
2/10/2021	0.031	0.023	0.12	0.078	0.066				
3/30/2021	0.03	0.021	0.12						
3/31/2021				0.072	0.059				0.061
4/1/2021						0.12	0.26	0.17	
8/18/2021			0.12	0.074	0.056	0.13	0.24	0.16	
8/19/2021	0.027	0.02							0.043
2/9/2022						0.13	0.21		
2/10/2022				0.07	0.064			0.18	0.047

Confidence Interval

Constituent: Barium (mg/L) Analysis Run 9/27/2023 5:44 PM View: Appendix IV
Plant Scherer Client: Southern Company Data: Scherer AP

	SGWC-19	SGWC-20	SGWC-21	SGWC-22	SGWC-23	SGWC-6	SGWC-7	SGWC-8	SGWC-9
2/11/2022	0.032	0.022	0.11						
8/18/2022							0.2	0.16	0.05
8/19/2022						0.15			
8/22/2022	0.023	0.021	0.1	0.075	0.056				
2/22/2023	0.022	0.018				0.12	0.22	0.13	0.044
2/23/2023			0.1	0.082	0.06				
8/1/2023						0.14			
8/7/2023	0.022	0.02		0.074					0.049
8/8/2023			0.12		0.058		0.24	0.13	
Mean	0.03505	0.02809	0.1009	0.08409	0.07382	0.09493	0.2674	0.1765	0.05887
Std. Dev.	0.007663	0.007899	0.01273	0.00936	0.01376	0.03857	0.04078	0.02393	0.01097
Upper Lim.	0.03896	0.03212	0.1065	0.08886	0.08084	0.1146	0.2882	0.1887	0.06447
Lower Lim.	0.03114	0.02406	0.09414	0.07931	0.0668	0.07525	0.2466	0.1643	0.05327

Confidence Interval

Constituent: Beryllium (mg/L) Analysis Run 9/27/2023 5:44 PM View: Appendix IV

Plant Scherer Client: Southern Company Data: Scherer AP

	SGWC-10	SGWC-14	SGWC-15	SGWC-17	SGWC-18	SGWC-19	SGWC-20	SGWC-22	SGWC-6
5/11/2016	<0.0025								<0.0025
5/12/2016		<0.0025	<0.0025	<0.0025			0.000742 (J)	<0.0025	
5/13/2016					<0.0025	<0.0025			
6/27/2016									<0.0025
6/28/2016	<0.0025	<0.0025	0.0003 (J)						
6/29/2016				<0.0025		0.0002 (J)	0.0007 (J)	<0.0025	
6/30/2016					0.0003 (J)				
8/17/2016	<0.0025								<0.0025
8/18/2016		<0.0025	0.00037 (J)	<0.0025					
8/19/2016								<0.0025	
8/22/2016					<0.0025	<0.0025	0.00074 (J)		
10/17/2016	<0.0025	<0.0025							<0.0025
10/18/2016			<0.0025			<0.0025	0.00075 (J)	<0.0025	
10/19/2016				<0.0025	<0.0025				
12/6/2016	<0.0025								<0.0025
12/7/2016		<0.0025	<0.0025	<0.0025	<0.0025			<0.0025	
12/8/2016						<0.0025	0.00093 (J)		
2/14/2017									<0.0025
2/15/2017	<0.0025	<0.0025	0.00037 (J)	<0.0025					
2/16/2017					<0.0025	<0.0025	0.00091 (J)	<0.0025	
4/12/2017	<0.0025	<0.0025	0.00035 (J)						<0.0025
4/13/2017				<0.0025	<0.0025	<0.0025	0.00065 (J)	<0.0025	
6/27/2017	<0.0025	<0.0025	0.0004 (J)	<0.0025					<0.0025
6/28/2017					<0.0025	<0.0025	0.00073 (J)	<0.0025	
3/27/2018	<0.0025	<0.0025	0.00041 (J)	<0.0025					<0.0025
3/28/2018					0.00036 (J)	<0.0025	0.00079 (J)	<0.0025	
6/6/2018	<0.0025								<0.0025
6/7/2018		<0.0025	0.00038 (J)	<0.0025			0.00086 (J)	<0.0025	
6/8/2018					0.00035 (J)	<0.0025			
10/8/2018		<0.0025		<0.0025				<0.0025	<0.0025
10/9/2018	<0.0025					<0.0025			
10/16/2018			0.0004 (J)						
10/18/2018					<0.0025		0.00079 (J)		
2/19/2019								<0.0025	
2/20/2019	<0.0025	<0.0025	0.00042 (J)	<0.0025	0.00033 (J)	0.00016 (J)	0.00077 (J)		<0.0025
4/1/2019	<0.0025	<0.0025	0.00034 (J)						
4/2/2019				<0.0025	<0.0025	<0.0025	0.00043 (J)	<0.0025	<0.0025
9/16/2019									<0.0025
9/17/2019	<0.0025	<0.0025	0.00046 (J)	<0.0025	0.00035 (J)	<0.0025	0.00057 (J)		
9/18/2019								<0.0025	
2/18/2020							0.00052 (J)	<0.0025	<0.0025
2/19/2020	0.00026 (J)	<0.0025	0.00045 (J)	<0.0025		<0.0025			
2/20/2020					0.00049 (J)				
3/23/2020						<0.0025	0.00077 (J)		
3/24/2020				<0.0025				<0.0025	
3/25/2020	<0.0025								0.0002 (J)
3/26/2020					0.00033 (J)				
3/27/2020		0.00053 (J)	0.00059 (J)						
9/14/2020	<0.0025								<0.0025
9/15/2020		0.0002 (J)	0.00053 (J)	<0.0025	0.0003 (J)	0.00018 (J)	0.00078 (J)	0.00033 (J)	
2/9/2021	<0.0025	<0.0025	0.00044 (J)						<0.0025
2/10/2021				0.00028 (J)	0.00036 (J)	0.00019 (J)	0.0009 (J)	<0.0025	

Confidence Interval

Constituent: Beryllium (mg/L) Analysis Run 9/27/2023 5:44 PM View: Appendix IV
 Plant Scherer Client: Southern Company Data: Scherer AP

	SGWC-10	SGWC-14	SGWC-15	SGWC-17	SGWC-18	SGWC-19	SGWC-20	SGWC-22	SGWC-6
3/30/2021					0.00025 (J)	0.00018 (J)	0.00058 (J)		
3/31/2021	<0.0025		0.00045 (J)					<0.0025	
4/1/2021				<0.0025					<0.0025
4/6/2021		<0.0025							
8/18/2021				<0.0025	0.00035 (J)			<0.0025	<0.0025
8/19/2021	<0.0025	<0.0025	0.00033 (J)			<0.0025	0.00091 (J)		
2/9/2022									<0.0025
2/10/2022					<0.0025			<0.0025	
2/11/2022	<0.0025		0.0004 (J)	<0.0025		<0.0025	0.00074 (J)		
2/14/2022		<0.0025							
8/19/2022	<0.0025	<0.0025	0.00039 (J)						<0.0025
8/22/2022						<0.0025	0.00062 (J)	<0.0025	
8/23/2022					<0.0025				
8/31/2022				<0.0025					
2/22/2023	<0.0025			<0.0025	<0.0025	<0.0025	0.00044 (J)		<0.0025
2/23/2023		<0.0025	0.00038 (J)					<0.0025	
8/1/2023									<0.0025
8/7/2023	<0.0025		0.00046 (J)	<0.0025	0.0002 (J)	<0.0025	0.00052 (J)	<0.0025	
8/8/2023		<0.0025							
Mean	0.002407	0.002322	0.0005154	0.002407	0.001415	0.002017	0.0007143	0.00241	0.002404
Std. Dev.	0.0004572	0.0006047	0.0002903	0.0004532	0.001109	0.0009616	0.0001457	0.0004429	0.0004695
Upper Lim.	0.0025	0.0025	0.00046	0.0025	0.0025	0.0025	0.0007886	0.0025	0.0025
Lower Lim.	0.00026	0.00053	0.00037	0.00028	0.00033	0.0002	0.0006399	0.00033	0.0002

Confidence Interval

Constituent: Beryllium (mg/L) Analysis Run 9/27/2023 5:44 PM View: Appendix IV
Plant Scherer Client: Southern Company Data: Scherer AP

	SGWC-8
5/11/2016	<0.0025
6/27/2016	<0.0025
8/17/2016	<0.0025
10/17/2016	<0.0025
12/6/2016	<0.0025
2/14/2017	<0.0025
4/12/2017	<0.0025
6/27/2017	<0.0025
3/27/2018	<0.0025
6/6/2018	<0.0025
10/9/2018	<0.0025
2/20/2019	<0.0025
4/1/2019	<0.0025
9/17/2019	0.00019 (J)
2/18/2020	<0.0025
3/25/2020	0.0003 (J)
9/14/2020	<0.0025
2/9/2021	<0.0025
4/1/2021	<0.0025
8/18/2021	<0.0025
2/10/2022	<0.0025
8/18/2022	<0.0025
2/22/2023	<0.0025
8/8/2023	<0.0025
Mean	0.002312
Std. Dev.	0.0006369
Upper Lim.	0.0025
Lower Lim.	0.0003

Confidence Interval

Constituent: Cadmium (mg/L) Analysis Run 9/27/2023 5:44 PM View: Appendix IV

Plant Scherer Client: Southern Company Data: Scherer AP

	SGWC-11	SGWC-14	SGWC-15	SGWC-18	SGWC-19	SGWC-20	SGWC-21	SGWC-6	SGWC-8
5/11/2016	<0.0025							<0.0025	<0.0025
5/12/2016		0.000136 (J)	0.000265 (J)			0.000108 (J)	<0.0025		
5/13/2016				0.00016 (J)	<0.0025				
6/27/2016								<0.0025	<0.0025
6/28/2016	<0.0025	<0.0025	0.0003 (J)						
6/29/2016					<0.0025	0.0001 (J)	<0.0025		
6/30/2016				0.0002 (J)					
8/17/2016	<0.0025							<0.0025	<0.0025
8/18/2016		<0.0025	<0.0025						
8/22/2016				<0.0025	<0.0025	<0.0025	<0.0025		
10/17/2016	<0.0025	<0.0025						<0.0025	<0.0025
10/18/2016			<0.0025		<0.0025	<0.0025	<0.0025		
10/19/2016				<0.0025					
12/6/2016	<0.0025							<0.0025	<0.0025
12/7/2016		<0.0025	<0.0025	<0.0025			<0.0025		
12/8/2016					<0.0025	<0.0025			
2/14/2017								<0.0025	<0.0025
2/15/2017	<0.0025	<0.0025	0.00044 (J)						
2/16/2017				<0.0025	0.00036 (J)	<0.0025	0.00039 (J)		
4/12/2017	<0.0025	<0.0025	<0.0025					<0.0025	<0.0025
4/13/2017				<0.0025	<0.0025	<0.0025	<0.0025		
6/27/2017	<0.0025	<0.0025	<0.0025					<0.0025	<0.0025
6/28/2017				<0.0025	<0.0025	<0.0025	<0.0025		
3/27/2018	<0.0025	<0.0025	<0.0025					<0.0025	<0.0025
3/28/2018				<0.0025	<0.0025	<0.0025	<0.0025		
10/8/2018		<0.0025					<0.0025	<0.0025	
10/9/2018					<0.0025				<0.0025
10/16/2018	<0.0025		<0.0025						
10/18/2018				<0.0025		<0.0025			
2/20/2019	<0.0025	<0.0025	0.00033 (J)	0.00023 (J)	<0.0025	<0.0025	<0.0025	<0.0025	<0.0025
4/1/2019	<0.0025	<0.0025	<0.0025						<0.0025
4/2/2019				<0.0025	<0.0025	<0.0025	<0.0025	<0.0025	
9/16/2019	<0.0025							<0.0025	
9/17/2019		<0.0025	0.00034 (J)	0.00018 (J)	<0.0025	<0.0025	<0.0025		<0.0025
2/18/2020	<0.0025					<0.0025	<0.0025	<0.0025	<0.0025
2/19/2020		<0.0025	0.0003 (J)		<0.0025				
2/20/2020				0.00032 (J)					
3/23/2020					<0.0025	<0.0025	<0.0025		
3/25/2020	<0.0025							0.00022 (J)	0.00031 (J)
3/26/2020				<0.0025					
3/27/2020		0.00057 (J)	0.00042 (J)						
9/14/2020	<0.0025							<0.0025	<0.0025
9/15/2020		<0.0025	0.00032 (J)	<0.0025	<0.0025	<0.0025	<0.0025		
2/9/2021	<0.0025	<0.0025	0.0003 (J)					<0.0025	<0.0025
2/10/2021				0.00035 (J)	<0.0025	<0.0025	<0.0025		
3/30/2021				<0.0025	<0.0025	<0.0025	<0.0025		
3/31/2021			0.00027 (J)						
4/1/2021								<0.0025	<0.0025
4/6/2021		<0.0025							
4/7/2021	<0.0025								
8/18/2021				<0.0025			<0.0025	<0.0025	<0.0025
8/19/2021	0.00022 (J)	<0.0025	0.00026 (J)		<0.0025	<0.0025			

Confidence Interval

Constituent: Cadmium (mg/L) Analysis Run 9/27/2023 5:44 PM View: Appendix IV
 Plant Scherer Client: Southern Company Data: Scherer AP

	SGWC-11	SGWC-14	SGWC-15	SGWC-18	SGWC-19	SGWC-20	SGWC-21	SGWC-6	SGWC-8
2/9/2022								<0.0025	
2/10/2022	<0.0025			<0.0025					<0.0025
2/11/2022			0.00024 (J)		<0.0025	<0.0025	<0.0025		
2/14/2022		<0.0025							
8/18/2022	<0.0025								<0.0025
8/19/2022		<0.0025	0.00024 (J)					<0.0025	
8/22/2022					<0.0025	<0.0025	<0.0025		
8/23/2022				<0.0025					
2/22/2023	<0.0025			<0.0025	<0.0025	<0.0025		<0.0025	<0.0025
2/23/2023		<0.0025	0.00023 (J)				<0.0025		
8/1/2023								<0.0025	
8/2/2023	<0.0025								
8/7/2023			0.00046 (J)	0.00024 (J)	0.0001 (J)	0.00013 (J)			
8/8/2023		0.00011 (J)					<0.0025		<0.0025
Mean	0.002401	0.002209	0.001075	0.001812	0.002303	0.002189	0.002408	0.002401	0.002405
Std. Dev.	0.0004754	0.0007712	0.001066	0.001064	0.0006552	0.0008221	0.00044	0.0004754	0.0004566
Upper Lim.	0.0025	0.0025	0.0025	0.0025	0.0025	0.0025	0.0025	0.0025	0.0025
Lower Lim.	0.00022	0.00057	0.00027	0.00032	0.00036	0.00013	0.00039	0.00022	0.00031

Confidence Interval

Constituent: Chromium (mg/L) Analysis Run 9/27/2023 5:44 PM View: Appendix IV

Plant Scherer Client: Southern Company Data: Scherer AP

	SGWC-10	SGWC-12	SGWC-13	SGWC-14	SGWC-15	SGWC-16	SGWC-17	SGWC-18	SGWC-19
5/11/2016	<0.002	<0.002							
5/12/2016			<0.002	<0.002	0.0335	0.00943 (J)	0.0077 (J)		
5/13/2016								0.00771 (J)	0.0151
6/28/2016	<0.002	<0.002	<0.002	0.0008 (J)	0.0339	0.0093 (J)			
6/29/2016							0.0036 (J)		0.0141
6/30/2016								0.007 (J)	
8/17/2016	<0.002								
8/18/2016		<0.002	<0.002	<0.002	0.034	0.0085	0.0027		
8/22/2016								0.007	0.015
10/17/2016	<0.002	0.0023 (J)	<0.002	0.0012 (J)					
10/18/2016					0.033	0.0088			0.013
10/19/2016							0.00335 (JD)	0.0064	
12/6/2016	<0.002	<0.002	<0.002						
12/7/2016				0.0012 (J)	0.032	0.0079	0.0027	0.0063	
12/8/2016									0.013
2/15/2017	<0.002	<0.002	<0.002	<0.002	0.03		0.0044		
2/16/2017						0.0097		0.007	0.015
4/12/2017	<0.002	<0.002	<0.002	<0.002	0.035				
4/13/2017						0.0098	0.0047	0.0061	0.016
6/27/2017	<0.002	<0.002	<0.002	<0.002	0.035	0.0096	0.0029		
6/28/2017								0.0059	0.016
3/27/2018	<0.002	<0.002	<0.002	<0.002	0.031	0.0098	0.0045		
3/28/2018								0.0082	0.014
6/6/2018	<0.002	<0.002							
6/7/2018			<0.002	<0.002	0.032	0.01	0.0083		
6/8/2018								0.0086	0.015
10/8/2018		<0.002	<0.002	<0.002		0.013	0.0055		
10/9/2018	<0.002								0.017
10/16/2018					0.032				
10/18/2018								0.009	
2/20/2019	<0.002	<0.002	<0.002	0.0016 (J)	0.038	0.013	0.0061	0.011	0.017
4/1/2019	<0.002	<0.002	<0.002	<0.002	0.032				
4/2/2019						0.01	0.004	0.0092	0.014
9/16/2019		<0.002							
9/17/2019	<0.002		0.0017 (J)	0.0026	0.037	0.013	0.0078	0.011	0.017
2/19/2020	<0.002	<0.002	<0.002	<0.002	0.038	0.014	0.0045		0.017
2/20/2020								0.011	
3/23/2020									0.015
3/24/2020							0.0079		
3/25/2020	<0.002								
3/26/2020		<0.002						0.0096	
3/27/2020			<0.002	0.0019 (J)	0.034	0.011			
9/14/2020	<0.002	<0.002	<0.002						
9/15/2020				<0.002	0.034	0.012	0.0091	0.01	0.015
2/9/2021	<0.002	<0.002	<0.002	<0.002	0.035	0.012			
2/10/2021							0.008	0.01	0.015
3/30/2021								0.0098	0.014
3/31/2021	<0.002				0.034				
4/1/2021						0.012	0.0046		
4/6/2021				<0.002					
4/7/2021		<0.002	<0.002						
8/18/2021							0.012	0.019	

Confidence Interval

Constituent: Chromium (mg/L) Analysis Run 9/27/2023 5:44 PM View: Appendix IV
 Plant Scherer Client: Southern Company Data: Scherer AP

	SGWC-10	SGWC-12	SGWC-13	SGWC-14	SGWC-15	SGWC-16	SGWC-17	SGWC-18	SGWC-19
8/19/2021	<0.002		<0.002	<0.002	0.032	0.011			0.014
8/20/2021		<0.002							
2/10/2022		<0.002				0.012		0.01	
2/11/2022	<0.002		<0.002		0.032		0.0079		0.015
2/14/2022				<0.002					
8/18/2022		<0.002	<0.002						
8/19/2022	<0.002			0.0066	0.032				
8/22/2022									0.013
8/23/2022								0.0095	
8/31/2022						0.012	0.0088		
2/22/2023	<0.002						0.0084	0.0096	0.013
2/23/2023		<0.002	<0.002	<0.002	0.029	0.012			
8/2/2023			<0.002						
8/7/2023	0.0012 (J)	<0.002			0.035		0.0093	0.01	0.015
8/8/2023				0.0012 (J)		0.014			
Mean	0.001967	0.002013	0.001988	0.002046	0.03348	0.01099	0.006198	0.009121	0.01488
Std. Dev.	0.0001633	6.124E-05	6.124E-05	0.001043	0.002262	0.001752	0.002562	0.002669	0.001294
Upper Lim.	0.002	0.0023	0.002	0.002	0.03463	0.01189	0.007505	0.01006	0.01554
Lower Lim.	0.0012	0.002	0.0017	0.0019	0.03232	0.0101	0.004891	0.007729	0.01422

Confidence Interval

Constituent: Chromium (mg/L) Analysis Run 9/27/2023 5:44 PM View: Appendix IV

Plant Scherer Client: Southern Company Data: Scherer AP

	SGWC-20	SGWC-21	SGWC-22	SGWC-23	SGWC-7	SGWC-8	SGWC-9
5/11/2016					<0.002	<0.002	<0.002
5/12/2016	<0.002	<0.002	<0.002	<0.002			
6/27/2016					<0.002	<0.002	
6/29/2016	0.0009 (J)	0.0012 (J)	0.0007 (J)	0.0013 (J)			<0.002
8/17/2016					<0.002	<0.002	
8/19/2016			<0.002	<0.002			
8/22/2016	<0.002	<0.002					<0.002
10/17/2016						<0.002	
10/18/2016	<0.002	<0.002	<0.002	<0.002	<0.002		<0.002
12/6/2016					<0.002	<0.002	
12/7/2016		<0.002	<0.002	<0.002			<0.002
12/8/2016	<0.002						
2/14/2017					<0.002	<0.002	
2/15/2017				<0.002			
2/16/2017	<0.002	<0.002	<0.002				<0.002
4/12/2017					<0.002	0.0011 (J)	
4/13/2017	<0.002	<0.002	<0.002	0.0014 (J)			<0.002
6/27/2017					<0.002	<0.002	<0.002
6/28/2017	<0.002	<0.002	<0.002	0.0025			
3/27/2018				0.0012 (J)	<0.002	0.0012 (J)	
3/28/2018	<0.002	<0.002	<0.002				<0.002
6/6/2018					<0.002	0.0013 (J)	<0.002
6/7/2018	<0.002	<0.002	<0.002	<0.002			
10/8/2018		<0.002	0.0012 (J)	0.0017 (J)			
10/9/2018					<0.002	0.0016 (J)	<0.002
10/18/2018	<0.002						
2/19/2019			<0.002	<0.002			
2/20/2019	<0.002	0.0015 (J)			<0.002	0.0021 (J)	<0.002
4/1/2019					<0.002	0.0013 (J)	<0.002
4/2/2019	<0.002	<0.002	0.0012 (J)	0.0011 (J)			
9/16/2019							<0.002
9/17/2019	0.0022 (J)	0.0016 (J)			<0.002	0.0031	
9/18/2019			0.0024 (J)	0.0024 (J)			
2/18/2020	<0.002	<0.002	0.0015 (J)	<0.002	<0.002	0.0015 (J)	
2/19/2020							<0.002
3/23/2020	<0.002	<0.002					
3/24/2020			<0.002	<0.002			
3/25/2020						<0.002	<0.002
3/26/2020					<0.002		
9/14/2020					<0.002	<0.002	<0.002
9/15/2020	<0.002	0.002	0.0025	0.0017 (J)			
2/9/2021					<0.002	<0.002	<0.002
2/10/2021	<0.002	<0.002	0.0015 (J)	0.0017 (J)			
3/30/2021	<0.002	<0.002					
3/31/2021			<0.002	0.0016 (J)			<0.002
4/1/2021					<0.002	<0.002	
8/18/2021		0.0022	<0.002	0.0019 (J)	0.0026	<0.002	
8/19/2021	<0.002						<0.002
2/9/2022					<0.002		
2/10/2022			<0.002	0.0015 (J)		<0.002	<0.002
2/11/2022	<0.002	<0.002					
8/18/2022					<0.002	0.055 (o)	<0.002

Confidence Interval

Constituent: Chromium (mg/L) Analysis Run 9/27/2023 5:44 PM View: Appendix IV
Plant Scherer Client: Southern Company Data: Scherer AP

	SGWC-20	SGWC-21	SGWC-22	SGWC-23	SGWC-7	SGWC-8	SGWC-9
8/22/2022	<0.002	0.0016 (J)	0.0022	0.0017 (J)			
2/22/2023	<0.002				<0.002	0.0023	<0.002
2/23/2023		<0.002	<0.002	0.0016 (J)			
8/7/2023	0.0016 (J)		0.0015 (J)				0.0039
8/8/2023		<0.002		0.0025	<0.002	0.0028	
Mean	0.001946	0.001921	0.001863	0.001825	0.002025	0.001926	0.002079
Std. Dev.	0.0002413	0.0002187	0.000402	0.000371	0.0001225	0.0004605	0.0003878
Upper Lim.	0.0022	0.002	0.0022	0.001693	0.0026	0.0021	0.0039
Lower Lim.	0.0016	0.002	0.0015	0.001321	0.002	0.0016	0.002

Confidence Interval

Constituent: Cobalt (mg/L) Analysis Run 9/27/2023 5:44 PM View: Appendix IV

Plant Scherer Client: Southern Company Data: Scherer AP

	SGWC-10	SGWC-11	SGWC-12	SGWC-13	SGWC-14	SGWC-15	SGWC-16	SGWC-17	SGWC-18
5/11/2016	0.0191	0.0378	0.00648 (J)						
5/12/2016				0.0145	0.00605 (J)	0.267	0.00303 (J)	<0.0025	
5/13/2016									0.116
6/28/2016	0.0192	0.0332	0.0051 (J)	0.011	0.0115	0.255	0.0029 (J)		
6/29/2016								0.0007 (J)	
6/30/2016									0.112
8/17/2016	0.022	0.03							
8/18/2016			0.0035	0.0099	0.011	0.26	0.0029	0.00078 (J)	
8/22/2016									0.13
10/17/2016	0.05	0.032	0.003	0.01	0.017				
10/18/2016						0.28	0.0034		
10/19/2016								0.000845 (JD)	0.14
12/6/2016	0.04	0.029	0.0036	0.0079					
12/7/2016					0.0043	0.26	0.003	0.00056 (J)	0.11
2/15/2017	0.038	0.029	0.004	0.0073	0.0059	0.24		0.00069 (J)	
2/16/2017							0.0033		0.11
4/12/2017	0.018	0.028	0.0039	0.0078	0.017	0.28			
4/13/2017							0.0034	0.00049 (J)	0.094
6/27/2017	0.014	0.029	0.0042	0.0068	0.013	0.29	0.0037	0.00041 (J)	
6/28/2017									0.085
3/27/2018	0.026	0.024	0.0035	0.0035	0.0083	0.27	0.0037	<0.0025	
3/28/2018									0.16
6/6/2018	0.018	0.026	0.0038						
6/7/2018				0.0039	0.0025	0.3	0.0037	<0.0025	
6/8/2018									0.19
10/8/2018			0.0037	0.0036	0.0071		0.0044	0.00046 (J)	
10/9/2018	0.03								
10/16/2018		0.023				0.27			
10/18/2018									0.21
2/20/2019	0.034	0.024	0.0032	0.004	0.011	0.26	0.0038	0.00035 (J)	0.19
4/1/2019	0.025	0.021	0.0029	0.003	0.014	0.26			
4/2/2019							0.0041	<0.0025	0.18
9/16/2019		0.022	0.003						
9/17/2019	0.022			0.0024 (J)	0.0096	0.27	0.0042	0.00048 (J)	0.16
2/18/2020		0.018							
2/19/2020	0.027		0.0027	0.0018 (J)	0.0099	0.28	0.0047	0.00034 (J)	
2/20/2020									0.14
3/24/2020								0.00044 (J)	
3/25/2020	0.029	0.024							
3/26/2020			0.0024 (J)						0.15
3/27/2020				0.002 (J)	0.0093	0.28	0.0047		
9/14/2020	0.022	0.019	0.001 (J)	0.0022 (J)					
9/15/2020					0.0076	0.25	0.0043	0.00041 (J)	0.12
2/9/2021	0.03	0.019	0.0014 (J)	0.0024 (J)	0.0052	0.26	0.0045		
2/10/2021								0.00049 (J)	0.11
3/30/2021									0.11
3/31/2021	0.026					0.26			
4/1/2021							0.0049	0.00041 (J)	
4/6/2021					0.0072				
4/7/2021		0.019	0.0017 (J)	0.0018 (J)					
8/18/2021								0.00043 (J)	0.095
8/19/2021	0.022	0.014		0.0021 (J)	0.0047	0.27	0.0051		

Confidence Interval

Constituent: Cobalt (mg/L) Analysis Run 9/27/2023 5:44 PM View: Appendix IV

Plant Scherer Client: Southern Company Data: Scherer AP

	SGWC-10	SGWC-11	SGWC-12	SGWC-13	SGWC-14	SGWC-15	SGWC-16	SGWC-17	SGWC-18
8/20/2021			0.0019 (J)						
2/10/2022		0.021	0.00079 (J)				0.0049		0.09
2/11/2022	0.023			0.0015 (J)		0.23		0.00036 (J)	
2/14/2022					0.0065				
8/18/2022		0.012	0.001 (J)	0.0019 (J)					
8/19/2022	0.022				0.01	0.25			
8/23/2022									0.088
8/31/2022							0.0054	0.00045 (J)	
2/22/2023	0.025	0.023						0.00043 (J)	0.072
2/23/2023			0.0014 (J)	0.0016 (J)	0.0047	0.23	0.0056		
8/2/2023		0.022		0.0016 (J)					
8/7/2023	0.025		0.0013 (J)			0.26		0.00052 (J)	0.064
8/8/2023					0.0092		0.0069		
Mean	0.0261	0.02413	0.002895	0.004771	0.008856	0.2638	0.004189	0.0008352	0.1261
Std. Dev.	0.008021	0.006089	0.001411	0.003692	0.003815	0.01697	0.000985	0.0007715	0.03955
Upper Lim.	0.03019	0.02723	0.003615	0.005313	0.0108	0.2725	0.004691	0.00078	0.1463
Lower Lim.	0.022	0.02102	0.002175	0.002536	0.00691	0.2552	0.003686	0.00043	0.1059

Confidence Interval

Constituent: Cobalt (mg/L) Analysis Run 9/27/2023 5:44 PM View: Appendix IV

Plant Scherer Client: Southern Company Data: Scherer AP

	SGWC-19	SGWC-20	SGWC-21	SGWC-22	SGWC-23	SGWC-6	SGWC-7	SGWC-8	SGWC-9
5/11/2016						<0.0025	0.0116	0.00265 (J)	0.0156
5/12/2016		0.261	<0.0025	0.00619 (J)	<0.0025				
5/13/2016	<0.0025								
6/27/2016						0.002 (J)	0.0143	0.0012 (J)	
6/29/2016	0.0006 (J)	0.23	<0.0025	0.0051 (J)	<0.0025				0.0147
8/17/2016						0.0018 (J)	0.012	0.00049 (J)	
8/19/2016				0.0045	<0.0025				
8/22/2016	0.00066 (J)	0.25	<0.0025						0.017
10/17/2016						0.0016 (J)		<0.0025	
10/18/2016	0.00095 (J)	0.26	<0.0025	0.0043	<0.0025		0.0099		0.017
12/6/2016						0.0012 (J)	0.011	<0.0025	
12/7/2016			<0.0025	0.0034	<0.0025				0.014
12/8/2016	0.00078 (J)	0.26							
2/14/2017						0.0022 (J)	0.0093	<0.0025	
2/15/2017					<0.0025				
2/16/2017	0.00049 (J)	0.23	<0.0025	0.0031					0.014
4/12/2017						0.0023 (J)	0.0062	<0.0025	
4/13/2017	<0.0025	0.19	<0.0025	0.0031	<0.0025				0.014
6/27/2017						0.0045	0.021	<0.0025	0.013
6/28/2017	<0.0025	0.19	<0.0025	0.0029	<0.0025				
3/27/2018					<0.0025	0.004	0.0054	<0.0025	
3/28/2018	<0.0025	0.18	<0.0025	0.0022 (J)					0.0087
6/6/2018						0.0021 (J)	0.0034	<0.0025	0.0064
6/7/2018		0.21	<0.0025	0.0022 (J)	<0.0025				
6/8/2018	<0.0025								
10/8/2018			<0.0025	0.0021 (J)	<0.0025	<0.0025			
10/9/2018	<0.0025						0.013	<0.0025	0.0049
10/18/2018		0.16							
2/19/2019				0.0018 (J)	<0.0025				
2/20/2019	0.00012 (J)	0.18	0.00011 (J)			0.00011 (J)	0.0057	0.00014 (J)	0.01
4/1/2019							0.0046	<0.0025	0.01
4/2/2019	<0.0025	0.13	<0.0025	0.0018 (J)	<0.0025	<0.0025			
9/16/2019						0.00013 (J)			0.001 (J)
9/17/2019	0.00013 (J)	0.13	8.7E-05 (J)				0.0039	0.00013 (J)	
9/18/2019				0.002 (J)	0.00013 (J)				
2/18/2020		0.12	0.00014 (J)	0.0018 (J)	<0.0025	<0.0025	0.0067	<0.0025	
2/19/2020	0.00015 (J)								0.0082
3/23/2020	<0.0025	0.22	0.00016 (J)						
3/24/2020				0.0016 (J)	<0.0025				
3/25/2020						0.00027 (J)		0.00032 (J)	0.0064
3/26/2020							0.0033		
9/14/2020						<0.0025	0.0063	<0.0025	0.00048 (J)
9/15/2020	0.00016 (J)	0.098	0.00022 (J)	0.0014 (J)	<0.0025				
2/9/2021						<0.0025	0.0069	<0.0025	0.0032
2/10/2021	0.00013 (J)	0.17	0.00017 (J)	0.0015 (J)	<0.0025				
3/30/2021	<0.0025	0.15	0.00016 (J)						
3/31/2021				0.0011 (J)	<0.0025				0.0046
4/1/2021						<0.0025	0.0029	<0.0025	
8/18/2021			0.00016 (J)	0.001 (J)	<0.0025	0.00024 (J)	0.0021 (J)	0.00021 (J)	
8/19/2021	<0.0025	0.2							0.00072 (J)
2/9/2022						<0.0025	0.0024 (J)		
2/10/2022				0.0016 (J)	<0.0025			<0.0025	0.0022 (J)

Confidence Interval

Constituent: Cobalt (mg/L) Analysis Run 9/27/2023 5:44 PM View: Appendix IV
 Plant Scherer Client: Southern Company Data: Scherer AP

	SGWC-19	SGWC-20	SGWC-21	SGWC-22	SGWC-23	SGWC-6	SGWC-7	SGWC-8	SGWC-9
2/11/2022	0.00045 (J)	0.14	<0.0025						
8/18/2022							0.0012 (J)	0.00075 (J)	0.00084 (J)
8/19/2022						<0.0025			
8/22/2022	<0.0025	0.11	<0.0025	0.001 (J)	<0.0025				
2/22/2023	<0.0025	0.082				0.0003 (J)	0.0014 (J)	<0.0025	0.00062 (J)
2/23/2023			<0.0025	0.00069 (J)	<0.0025				
8/1/2023						<0.0025			
8/7/2023	<0.0025	0.093		0.00087 (J)					0.00053 (J)
8/8/2023			<0.0025		<0.0025		0.00049 (J)	<0.0025	
Mean	0.001547	0.1768	0.001717	0.002385	0.002401	0.00199	0.006875	0.001912	0.007837
Std. Dev.	0.001077	0.05615	0.001131	0.001434	0.0004838	0.001138	0.005011	0.0009714	0.005929
Upper Lim.	0.0025	0.2055	0.0025	0.002914	0.0025	0.0025	0.009432	0.0025	0.01086
Lower Lim.	0.00045	0.1482	0.00017	0.001589	0.00013	0.0012	0.004317	0.00075	0.004811

Confidence Interval

Constituent: Combined Radium 226 + 228 (pCi/L) Analysis Run 9/27/2023 5:44 PM View: Appendix IV

Plant Scherer Client: Southern Company Data: Scherer AP

	SGWC-10	SGWC-11	SGWC-12	SGWC-13	SGWC-14	SGWC-15	SGWC-16	SGWC-17	SGWC-18
5/11/2016	0.26 (U)	0.182 (U)	0.433						
5/12/2016				0.0531 (U)	0.106 (U)	0.344 (U)	0.0196 (U)	0.134 (U)	
5/13/2016									0.103 (U)
6/28/2016	1.57	0.858	0.435 (U)	0.483 (U)	0.735 (U)	0.256 (U)	0.418 (U)		
6/29/2016								0.391 (U)	
6/30/2016									0.593 (U)
8/17/2016	0.548 (U)	0.367 (U)							
8/18/2016			0.214 (U)	0.286 (U)	0.212 (U)	0.503 (U)	0.199 (U)	0.498 (U)	
8/22/2016									0.17 (U)
10/17/2016	-0.0725 (U)	0.551	0.316 (U)	0.472	-0.187 (U)				
10/18/2016						0.171 (U)	0.0404 (U)		
10/19/2016								0.639	0.433
12/6/2016	0.496	0.438	0.0575 (U)	0.903					
12/7/2016					0.701	0.375 (U)	0.426	0.239 (U)	0.435 (U)
2/15/2017	0.321 (U)	-0.0831 (U)	-0.0321 (U)	-0.223 (U)	0.155 (U)	0.0801 (U)		0.175 (U)	
2/16/2017							0.163 (U)		0.101 (U)
4/12/2017	-0.0397 (U)	0.343 (U)	0.00949 (U)	0.21 (U)	0.233 (U)	0.197 (U)			
4/13/2017							0.0522 (U)	-0.00846 (U)	-0.0014 (U)
6/27/2017	0.47	0.369	0.183 (U)	0.0574 (U)	0.302	0.0274 (U)	0.222 (U)	0.186 (U)	
6/28/2017									0.512
3/27/2018	0.136 (U)	0.172 (U)	0.445	0.145 (U)	0.306 (U)	0.285 (U)	0.387 (U)	0.249 (U)	
3/28/2018									0.428
6/6/2018	0.123 (U)	0.153 (U)	0.0775 (U)						
6/7/2018				0.235 (U)	0.211 (U)	0.64	0.283 (U)	0.172 (U)	
6/8/2018									0.32 (U)
10/8/2018			0.865	0.64	0.636		0.799	0.682	
10/9/2018	0.387								
10/16/2018		1.06				0.731			
10/18/2018									0.304 (U)
2/20/2019	0.0159 (U)	0.708	0.161 (U)	0.222 (U)	0.147 (U)	0.573	0.0684 (U)	0.278 (U)	0.139 (U)
4/1/2019	0.452	0.173 (U)	0.372	0.36	-0.138 (U)	0.0499 (U)			
4/2/2019							0.167 (U)	-0.0476 (U)	0.336 (U)
9/16/2019		0.251 (U)	0.569 (U)						
9/17/2019	0.226 (U)			0.143 (U)	0.264 (U)	0.441 (U)	0.558	0.235 (U)	0.449
2/18/2020		0.203 (U)							
2/19/2020	0.0222 (U)		0.166 (U)	0.218 (U)	0.0061 (U)	0.415 (U)	0.0321 (U)	0.217 (U)	
2/20/2020									0.22 (U)
3/24/2020								0.426	
3/25/2020	0.253 (U)	0.204 (U)							
3/26/2020			0.604						0.366 (U)
3/27/2020				0.235 (U)	0.206 (U)	0.39 (U)	0.305 (U)		
9/14/2020	0.125 (U)	-0.0264 (U)	0.575	0.613					
9/15/2020					0.131 (U)	0.546	-0.0426 (U)	0.661	1.74
2/9/2021	-0.0573 (U)	0.114 (U)	0.146 (U)	0.307 (U)	-0.121 (U)	0.222 (U)	-0.00967 (U)		
2/10/2021								0.55	0.423 (U)
3/30/2021									0.439 (U)
3/31/2021	0.188 (U)					0.311 (U)			
4/1/2021							0.0901 (U)	0.0517 (U)	
4/6/2021					-0.0391 (U)				
4/7/2021		0.0576 (U)	0.0695 (U)	0.356 (U)					
8/18/2021								0.13 (U)	0.277 (U)
8/19/2021	0.102 (U)	0.755		0.228 (U)	-0.0806 (U)	0.518	0.037 (U)		

Confidence Interval

Constituent: Combined Radium 226 + 228 (pCi/L) Analysis Run 9/27/2023 5:44 PM View: Appendix IV
 Plant Scherer Client: Southern Company Data: Scherer AP

	SGWC-10	SGWC-11	SGWC-12	SGWC-13	SGWC-14	SGWC-15	SGWC-16	SGWC-17	SGWC-18
8/20/2021			0.0109 (U)						
2/10/2022		0.11 (U)	0.279 (U)				0.595		0.244 (U)
2/11/2022	0.436			0.631		0.5		0.233 (U)	
2/14/2022					0.377 (U)				
8/18/2022		0.393 (U)	0.384 (U)	0.377 (U)					
8/19/2022	0.606				0.378 (U)	0.459			
8/23/2022									0.345 (U)
8/31/2022							0.31 (U)	0.434 (U)	
2/22/2023	0.285 (U)	-0.172 (U)						0.0917 (U)	0.0285 (U)
2/23/2023			0.784	0.506 (U)	0.0406 (U)	0.0665 (U)	0.183 (U)		
8/2/2023		1.23		0.631					
8/7/2023	0.0602 (U)		0.366 (U)			0.819		0.262 (U)	-0.16 (U)
8/8/2023					0.177 (U)		0.0269 (U)		
Mean	0.288	0.3504	0.3121	0.337	0.1983	0.3717	0.2221	0.2866	0.3435
Std. Dev.	0.3381	0.3528	0.2455	0.243	0.2469	0.2147	0.2182	0.2061	0.3479
Upper Lim.	0.452	0.5304	0.4374	0.461	0.3243	0.4812	0.3334	0.3918	0.435
Lower Lim.	0.0602	0.1704	0.1868	0.213	0.07225	0.2621	0.1107	0.1814	0.139

Confidence Interval

Constituent: Combined Radium 226 + 228 (pCi/L) Analysis Run 9/27/2023 5:44 PM View: Appendix IV

Plant Scherer Client: Southern Company Data: Scherer AP

	SGWC-19	SGWC-20	SGWC-21	SGWC-22	SGWC-23	SGWC-6	SGWC-7	SGWC-8	SGWC-9
5/11/2016						0.0394 (U)	0.214 (U)	2.05	0.134 (U)
5/12/2016		0.556	0.216 (U)	0.285 (U)	0.801				
5/13/2016	-0.115 (U)								
6/27/2016						0.624 (U)	0.581 (U)	2.9	
6/29/2016	0.396 (U)	0.162 (U)	0.253 (U)	1.1	0.423 (U)				0.665 (U)
8/17/2016						0.572	0.665	2.57	
8/19/2016				0.367 (U)	0.869				
8/22/2016	-0.102 (U)	0.433 (U)	0.115 (U)						0.391 (U)
10/17/2016						0.307 (U)		2.08	
10/18/2016	0.352 (U)	0.741	0.593	0.276 (U)	0.881		0.453		0.521
12/6/2016						0.122 (U)	0.368 (U)	2.25	
12/7/2016			0.897	0.318 (U)	0.455				0.367 (U)
12/8/2016	0.431 (U)	1.06							
2/14/2017						0.166 (U)	0.328 (U)	1.77	
2/15/2017					0.635				
2/16/2017	0.146 (U)	0.382 (U)	0.132 (U)	0.168 (U)					0.076 (U)
4/12/2017						0.355 (U)	0.206 (U)	2.72	
4/13/2017	0.127 (U)	0.189 (U)	0.287 (U)	0.3 (U)	0.413				0.239 (U)
6/27/2017						0.0783 (U)	0.598	2.07	0.268 (U)
6/28/2017	0.11 (U)	0.84	0.143 (U)	0.0844 (U)	0.331 (U)				
3/27/2018					0.61	0.0443 (U)	0.546	2.3	
3/28/2018	0.247 (U)	0.334 (U)	0.38	0.0661 (U)					0.378
6/6/2018						0.127 (U)	0.165 (U)	1.59	-0.0272 (U)
6/7/2018		0.235 (U)	0.514	0.222 (U)	0.64				
6/8/2018	0.0462 (U)								
10/8/2018			0.374	0.499	0.437	0.77			
10/9/2018	0.584						0.385	3.01	0.565
10/18/2018		0.399							
2/19/2019				0.532	0.301 (U)				
2/20/2019	0.114 (U)	0.353	0.239 (U)			0.25 (U)	0.433	2.5	0.425
4/1/2019							0.675	1.91	-0.0113 (U)
4/2/2019	0.11 (U)	0.271 (U)	0.218 (U)	0.313 (U)	0.516	0.3 (U)			
9/16/2019						0.0805 (U)			-0.116 (U)
9/17/2019	0.302 (U)	0.591	-0.04 (U)				0.341 (U)	2.04	
9/18/2019				0.101 (U)	0.285 (U)				
2/18/2020		0.474	0.287 (U)	0.0109 (U)	0.399	-0.0675 (U)	0.326 (U)	2.06	
2/19/2020	0.308 (U)								0.0604 (U)
3/23/2020	0.171 (U)	0.258 (U)	0.384						
3/24/2020				0.188 (U)	0.183 (U)				
3/25/2020						0.411 (U)		2.99	0.206 (U)
3/26/2020							0.151 (U)		
9/14/2020						0.334 (U)	0.123 (U)	2.16	0.502 (U)
9/15/2020	1.55	0.831	1.6	1.82	1.03				
2/9/2021						0.273 (U)	0.721	2.92	0.0162 (U)
2/10/2021	0.235 (U)	0.331 (U)	0.5	0.167 (U)	0.46				
3/30/2021	0.511	0.572	0.955						
3/31/2021				0.0687 (U)	0.37 (U)				0.153 (U)
4/1/2021						0.544	0.329 (U)	2.26	
8/18/2021			0.505	0.026 (U)	0.603	-0.0332 (U)	0.726	1.68	
8/19/2021	-0.0514 (U)	-0.21 (U)							0.145 (U)
2/9/2022						0.145 (U)	0.659		
2/10/2022				0.346 (U)	0.204 (U)			2.08	0.179 (U)

Confidence Interval

Constituent: Combined Radium 226 + 228 (pCi/L) Analysis Run 9/27/2023 5:44 PM View: Appendix IV
 Plant Scherer Client: Southern Company Data: Scherer AP

	SGWC-19	SGWC-20	SGWC-21	SGWC-22	SGWC-23	SGWC-6	SGWC-7	SGWC-8	SGWC-9
2/11/2022	0.456 (U)	0.259 (U)	0.689						
8/18/2022							0.309 (U)	2.58	0.275 (U)
8/19/2022						0.243 (U)			
8/22/2022	0.356 (U)	0.475 (U)	0.565	0.632	0.0738 (U)				
2/22/2023	0.297 (U)	0.154 (U)				0.0662 (U)	-0.191 (U)	0.866	0.473 (U)
2/23/2023			0.526 (U)	0.322 (U)	0.314 (U)				
8/1/2023						0.11 (U)			
8/7/2023	0.132 (U)	0.0467 (U)		0.268 (U)					0.619
8/8/2023			0.496 (U)		0.0999 (U)		0.12 (U)	1.75	
Mean	0.2797	0.4057	0.4512	0.3533	0.4722	0.2442	0.3846	2.213	0.271
Std. Dev.	0.3276	0.2788	0.3422	0.3902	0.2487	0.2166	0.2318	0.5087	0.2193
Upper Lim.	0.396	0.5479	0.565	0.4492	0.5991	0.3547	0.5029	2.472	0.3829
Lower Lim.	0.114	0.2635	0.218	0.1542	0.3454	0.1337	0.2663	1.953	0.1591

Confidence Interval

Constituent: Fluoride, total (mg/L) Analysis Run 9/27/2023 5:44 PM View: Appendix IV

Plant Scherer Client: Southern Company Data: Scherer AP

	SGWC-10	SGWC-11	SGWC-12	SGWC-13	SGWC-14	SGWC-15	SGWC-16	SGWC-17	SGWC-18
5/11/2016	0.019 (J)	0.033 (J)	0.11 (J)						
5/12/2016				0.042 (J)	0.031 (J)	0.1071 (J)	0.011 (J)	0.066 (J)	
5/13/2016									0.0343 (J)
6/28/2016	<0.1	0.08 (J)	0.18 (J)	0.15 (J)	0.03 (J)	0.26 (J)	0.09 (J)		
6/29/2016								0.17 (J)	
6/30/2016									0.18 (J)
8/17/2016	<0.1	<0.1							
8/18/2016			0.12 (J)	<0.1	<0.1	0.14 (J)	<0.1	<0.2	
8/22/2016									<0.1
10/17/2016	<0.1	<0.1	0.082 (J)	<0.1	<0.1				
10/18/2016						0.12 (J)	<0.1		
10/19/2016								<0.2	<0.1
12/6/2016	<0.1	<0.1	0.11 (J)	<0.1					
12/7/2016					<0.1	0.13 (J)	<0.1	<0.2	<0.1
2/15/2017	<0.1	<0.1	0.13 (J)	<0.1	<0.1	0.12 (J)		0.089 (J)	
2/16/2017							<0.1		<0.1
4/12/2017	<0.1	<0.1	0.088 (J)	<0.1	<0.1	0.11 (J)			
4/13/2017							<0.1	<0.2	<0.1
6/27/2017	<0.1	<0.1	0.1 (J)	<0.1	<0.1	0.13 (J)	<0.1	<0.2	
6/28/2017									<0.1
10/11/2017		<0.1	<0.2	<0.1	<0.1				
10/12/2017	<0.1					0.13 (J)	<0.1	<0.2	<0.1
3/27/2018	<0.1	<0.1	<0.2	<0.1	<0.1	0.12 (J)	<0.1	<0.2	
3/28/2018									<0.1
6/6/2018	<0.1	<0.1	<0.2						
6/7/2018				<0.1	<0.1	0.14 (J)	<0.1	<0.2	
6/8/2018									<0.1
10/8/2018			<0.2	<0.1	<0.1		<0.1	<0.2	
10/9/2018	<0.1								
10/16/2018		<0.1				0.14 (J)			
10/18/2018									<0.1
2/20/2019	<0.1	<0.1	0.052 (J)	<0.1	<0.1	0.33	<0.1	0.034 (J)	<0.1
4/1/2019	<0.1	<0.1	0.048 (J)	<0.1	<0.1	0.072 (J)			
4/2/2019							<0.1	0.045 (J)	0.05 (J)
9/16/2019		<0.1	0.065 (J)						
9/17/2019	<0.1			0.04 (J)	0.028 (J)	0.1	<0.1	0.047 (J)	0.034 (J)
2/18/2020		<0.1							
2/19/2020	<0.1		0.064 (J)	0.027 (J)	0.026 (J)	0.13	<0.1	0.046 (J)	
2/20/2020									<0.1
3/24/2020								0.058 (J)	
3/25/2020	0.031 (J)	0.058 (J)							
3/26/2020			0.081 (J)						0.091 (J)
3/27/2020				0.045 (J)	0.041 (J)	0.13	0.027 (J)		
9/14/2020	<0.1	<0.1	0.042 (J)	<0.1					
9/15/2020					0.04 (J)	0.15	0.037 (J)	0.052 (J)	<0.1
2/9/2021	<0.1	<0.1	0.074 (J)	<0.1	<0.1	0.14	<0.1		
2/10/2021								0.03 (J)	<0.1
3/30/2021									0.1 (J)
3/31/2021	0.047 (J)					0.12			
4/1/2021							<0.1	0.051 (J)	
4/6/2021					<0.1				
4/7/2021		<0.1	0.066 (J)	0.053 (J)					

Confidence Interval

Constituent: Fluoride, total (mg/L) Analysis Run 9/27/2023 5:44 PM View: Appendix IV
 Plant Scherer Client: Southern Company Data: Scherer AP

	SGWC-10	SGWC-11	SGWC-12	SGWC-13	SGWC-14	SGWC-15	SGWC-16	SGWC-17	SGWC-18
8/18/2021								0.087 (J)	0.099 (J)
8/19/2021	<0.1	<0.1		<0.1	<0.1	0.12	0.038 (J)		
8/20/2021			0.082 (J)						
2/10/2022		<0.1	0.06 (J)				<0.1		0.039 (J)
2/11/2022	0.03 (J)			0.045 (J)		0.14		0.064 (J)	
2/14/2022					0.035 (J)				
8/18/2022		0.034 (J)	0.052 (J)	0.038 (J)					
8/19/2022	<0.1				<0.1	0.11			
8/23/2022									0.1 (J)
8/31/2022							0.058 (J)	0.058 (J)	
2/22/2023	0.045 (J)	0.063 (J)						0.06 (J)	0.061 (J)
2/23/2023			0.089 (J)	0.077 (J)	0.068 (J)	0.11	0.045 (J)		
8/2/2023		<0.1		<0.1					
8/7/2023	<0.1		0.078 (J)			0.13		0.076 (J)	0.043 (J)
8/8/2023					<0.1		<0.1		
Mean	0.08688	0.09072	0.1029	0.08468	0.07996	0.1372	0.08424	0.1133	0.08925
Std. Dev.	0.0272	0.02064	0.05247	0.02997	0.03069	0.05124	0.02868	0.07119	0.03113
Upper Lim.	0.1	0.1	0.09386	0.1	0.1	0.14	0.1	0.2	0.1
Lower Lim.	0.047	0.08	0.06415	0.053	0.041	0.11	0.09	0.052	0.091

Confidence Interval

Constituent: Fluoride, total (mg/L) Analysis Run 9/27/2023 5:44 PM View: Appendix IV

Plant Scherer Client: Southern Company Data: Scherer AP

	SGWC-19	SGWC-20	SGWC-21	SGWC-22	SGWC-23	SGWC-6	SGWC-7	SGWC-8	SGWC-9
5/11/2016						0.133 (J)	0.245 (J)	0.362	0.076 (J)
5/12/2016		0.259 (J)	0.079 (J)	0.029 (J)	0.0341 (J)				
5/13/2016	0.0126 (J)								
6/27/2016						0.21 (J)	0.23 (J)	0.45	
6/29/2016	0.18 (J)	0.45	0.15 (J)	0.04 (J)	0.04 (J)				0.13 (J)
8/17/2016						0.14 (J)	0.22	0.54	
8/19/2016				<0.1	<0.2				
8/22/2016	<0.1	0.33	0.083 (J)						<0.2
10/17/2016						0.11 (J)		0.51	
10/18/2016	<0.1	0.26	<0.2	<0.1	<0.2		0.24		<0.2
12/6/2016						0.14 (J)	0.26	0.58	
12/7/2016			<0.2	<0.1	<0.2				<0.2
12/8/2016	<0.1	0.28							
2/14/2017						0.2	0.17 (J)	0.39	
2/15/2017					0.092 (J)				
2/16/2017	<0.1	0.28	0.12 (J)	0.1 (J)					0.097 (J)
4/12/2017						0.089 (J)	0.2	0.41	
4/13/2017	<0.1	0.2	<0.2	<0.1	<0.2				<0.2
6/27/2017						0.085 (J)	0.23	0.47	<0.2
6/28/2017	<0.1	0.22	0.1 (J)	<0.1	<0.2				
10/11/2017						0.089 (J)	0.21		
10/12/2017	<0.1	0.18 (J)	<0.2	<0.1	<0.2			0.47	<0.2
3/27/2018					<0.2	<0.2	0.19 (J)	0.4	
3/28/2018	<0.1	0.19 (J)	<0.2	<0.1					<0.2
6/6/2018						<0.2	0.2	0.4	<0.2
6/7/2018		0.21	<0.2	<0.1	<0.2				
6/8/2018	<0.1								
10/8/2018			<0.2	<0.1	<0.2	<0.2			
10/9/2018	<0.1						0.2	0.47	<0.2
10/18/2018		0.23							
2/19/2019				<0.1	0.055 (J)				
2/20/2019	<0.1	0.2	0.051 (J)			0.092 (J)	0.2	0.32	0.074 (J)
4/1/2019							0.12 (J)	0.21	0.041 (J)
4/2/2019	<0.1	0.15 (J)	0.066 (J)	<0.1	0.036 (J)	0.1 (J)			
9/16/2019						0.099 (J)			0.057 (J)
9/17/2019	<0.1	0.14	0.077 (J)				0.2	0.47	
9/18/2019				0.028 (J)	0.044 (J)				
2/18/2020		0.16	0.073 (J)	<0.1	0.082 (J)	0.11	0.2	0.38	
2/19/2020	<0.1								0.061 (J)
3/23/2020	0.057 (J)	0.25	0.11						
3/24/2020				<0.1	0.081 (J)				
3/25/2020						0.13		0.31	0.079 (J)
3/26/2020							0.14		
9/14/2020						0.076 (J)	0.11	0.29	0.037 (J)
9/15/2020	<0.1	0.15	0.061 (J)	<0.1	0.052 (J)				
2/9/2021						0.12	0.22	0.37	0.05 (J)
2/10/2021	<0.1	0.19	0.049 (J)	<0.1	0.046 (J)				
3/30/2021	<0.1	0.18	0.074 (J)						
3/31/2021				<0.1	0.046 (J)				0.073 (J)
4/1/2021						0.14	0.25	0.38	
8/18/2021			0.12	0.054 (J)	0.11	0.19	0.31	0.48	
8/19/2021	<0.1	0.17							0.078 (J)

Confidence Interval

Constituent: Fluoride, total (mg/L) Analysis Run 9/27/2023 5:44 PM View: Appendix IV
 Plant Scherer Client: Southern Company Data: Scherer AP

	SGWC-19	SGWC-20	SGWC-21	SGWC-22	SGWC-23	SGWC-6	SGWC-7	SGWC-8	SGWC-9
2/9/2022						0.19	0.27		
2/10/2022				<0.1	0.066 (J)			0.44	0.098 (J)
2/11/2022	<0.1	0.14	0.092 (J)						
8/18/2022							0.14	0.54	0.51
8/19/2022						0.12			
8/22/2022	0.041 (J)	0.22	0.09 (J)	0.038 (J)	0.052 (J)				
2/22/2023	0.046 (J)	0.13				0.11	0.16	0.52	0.076 (J)
2/23/2023			0.087 (J)	0.075 (J)	0.089 (J)				
8/1/2023						0.13			
8/7/2023	<0.1	0.18		0.04 (J)					0.11
8/8/2023			0.097 (J)		0.077 (J)		0.21	0.78	
Mean	0.09346	0.214	0.1192	0.08416	0.1121	0.1241	0.205	0.4377	0.1379
Std. Dev.	0.02973	0.07062	0.05587	0.02719	0.06971	0.03745	0.04708	0.1124	0.1
Upper Lim.	0.1	0.2427	0.09445	0.1	0.2	0.1399	0.2285	0.4937	0.107
Lower Lim.	0.057	0.1781	0.07153	0.075	0.052	0.1047	0.1815	0.3817	0.05772

Confidence Interval

Constituent: Lead (mg/L) Analysis Run 9/27/2023 5:44 PM View: Appendix IV

Plant Scherer Client: Southern Company Data: Scherer AP

	SGWC-10	SGWC-12	SGWC-13	SGWC-14	SGWC-15	SGWC-16	SGWC-17	SGWC-18	SGWC-19
5/11/2016	<0.001	<0.001							
5/12/2016			<0.001	<0.001	<0.001	<0.001	<0.001		
5/13/2016								<0.001	<0.001
6/28/2016	<0.001	<0.001	<0.001	<0.001	<0.001	<0.001			
6/29/2016							<0.001		<0.001
6/30/2016								<0.001	
8/17/2016	<0.001								
8/18/2016		<0.001	<0.001	<0.001	<0.001	<0.001	<0.001		
8/22/2016								<0.001	<0.001
10/17/2016	<0.001	<0.001	<0.001	<0.001					
10/18/2016					<0.001	<0.001			<0.001
10/19/2016							<0.001	<0.001	
12/6/2016	<0.001	<0.001	<0.001						
12/7/2016				<0.001	<0.001	<0.001	<0.001	<0.001	
12/8/2016									<0.001
2/15/2017	<0.001	<0.001	<0.001	<0.001	<0.001		<0.001		
2/16/2017						<0.001		<0.001	<0.001
4/12/2017	<0.001	<0.001	<0.001	<0.001	<0.001				
4/13/2017						<0.001	<0.001	<0.001	<0.001
6/27/2017	<0.001	<0.001	<0.001	<0.001	<0.001	<0.001	<0.001		
6/28/2017								<0.001	<0.001
3/27/2018	<0.001	<0.001	0.00039 (J)	<0.001	<0.001	<0.001	<0.001		
3/28/2018								<0.001	<0.001
6/6/2018	<0.001	<0.001							
6/7/2018			<0.001	<0.001	<0.001	<0.001	<0.001		
6/8/2018								<0.001	<0.001
10/8/2018		<0.001	<0.001	<0.001		<0.001	<0.001		
10/9/2018	<0.001								<0.001
10/16/2018					<0.001				
10/18/2018								<0.001	
2/20/2019	<0.001	<0.001	<0.001	<0.001	<0.001	<0.001	<0.001	<0.001	<0.001
4/1/2019	<0.001	<0.001	<0.001	<0.001	<0.001				
4/2/2019						<0.001	<0.001	<0.001	<0.001
9/16/2019		<0.001							
9/17/2019	0.00013 (J)		<0.001	0.00016 (J)	<0.001	<0.001	<0.001	<0.001	<0.001
2/19/2020	0.00014 (J)	<0.001	<0.001	<0.001	<0.001	<0.001	<0.001		<0.001
2/20/2020								<0.001	
3/23/2020									<0.001
3/24/2020							<0.001		
3/25/2020	<0.001								
3/26/2020		<0.001						<0.001	
3/27/2020			<0.001	0.00066 (J)	0.00023 (J)	0.00013 (J)			
9/14/2020	<0.001	<0.001	<0.001						
9/15/2020				<0.001	<0.001	<0.001	<0.001	<0.001	<0.001
2/9/2021	0.00013 (J)	<0.001	<0.001	<0.001	<0.001	<0.001			
2/10/2021							0.00017 (J)	0.00029 (J)	<0.001
3/30/2021								<0.001	<0.001
3/31/2021	<0.001				<0.001				
4/1/2021						<0.001	<0.001		
4/6/2021				<0.001					
4/7/2021		<0.001	<0.001						
8/18/2021							<0.001	0.00071 (J)	

Confidence Interval

Constituent: Lead (mg/L) Analysis Run 9/27/2023 5:44 PM View: Appendix IV
 Plant Scherer Client: Southern Company Data: Scherer AP

	SGWC-10	SGWC-12	SGWC-13	SGWC-14	SGWC-15	SGWC-16	SGWC-17	SGWC-18	SGWC-19
8/19/2021	<0.001		<0.001	<0.001	<0.001	<0.001			<0.001
8/20/2021		<0.001							
2/10/2022		0.0002 (J)				<0.001		<0.001	
2/11/2022	<0.001		<0.001		<0.001		<0.001		0.00033 (J)
2/14/2022				<0.001					
8/18/2022		<0.001	<0.001						
8/19/2022	<0.001			0.00028 (J)	<0.001				
8/22/2022									<0.001
8/23/2022								<0.001	
8/31/2022						<0.001	<0.001		
2/22/2023	<0.001						<0.001	<0.001	<0.001
2/23/2023		<0.001	<0.001	<0.001	<0.001	<0.001			
8/2/2023			<0.001						
8/7/2023	<0.001	<0.001			<0.001		<0.001	<0.001	<0.001
8/8/2023				<0.001		<0.001			
Mean	0.0008917	0.0009667	0.0009746	0.0009208	0.0009679	0.0009638	0.0009654	0.0009583	0.0009721
Std. Dev.	0.0002928	0.0001633	0.0001245	0.0002274	0.0001572	0.0001776	0.0001694	0.0001542	0.0001368
Upper Lim.	0.001	0.001	0.001	0.001	0.001	0.001	0.001	0.001	0.001
Lower Lim.	0.00014	0.0002	0.00039	0.00066	0.00023	0.00013	0.00017	0.00071	0.00033

Confidence Interval

Constituent: Lead (mg/L) Analysis Run 9/27/2023 5:44 PM View: Appendix IV

Plant Scherer Client: Southern Company Data: Scherer AP

	SGWC-20	SGWC-21	SGWC-22	SGWC-23	SGWC-6	SGWC-7	SGWC-8
5/11/2016					<0.001	<0.001	<0.001
5/12/2016	<0.001	<0.001	<0.001	<0.001			
6/27/2016					<0.001	<0.001	<0.001
6/29/2016	0.0005 (J)	9E-05 (J)	<0.001	9E-05 (J)			
8/17/2016					<0.001	0.00085 (J)	<0.001
8/19/2016			<0.001	<0.001			
8/22/2016	<0.001	<0.001					
10/17/2016					<0.001		<0.001
10/18/2016	<0.001	<0.001	<0.001	<0.001		<0.001	
12/6/2016					<0.001	<0.001	<0.001
12/7/2016		<0.001	<0.001	<0.001			
12/8/2016	<0.001						
2/14/2017					<0.001	<0.001	<0.001
2/15/2017				<0.001			
2/16/2017	0.00035 (J)	<0.001	<0.001				
4/12/2017					<0.001	<0.001	<0.001
4/13/2017	<0.001	<0.001	<0.001	<0.001			
6/27/2017					<0.001	<0.001	<0.001
6/28/2017	0.00041 (J)	<0.001	<0.001	<0.001			
3/27/2018				<0.001	<0.001	<0.001	<0.001
3/28/2018	<0.001	<0.001	<0.001				
6/6/2018					<0.001	<0.001	<0.001
6/7/2018	<0.001	<0.001	<0.001	<0.001			
10/8/2018		<0.001	<0.001	<0.001	<0.001		
10/9/2018						<0.001	<0.001
10/18/2018	<0.001						
2/19/2019			<0.001	<0.001			
2/20/2019	0.00027 (J)	<0.001			<0.001	<0.001	<0.001
4/1/2019						<0.001	<0.001
4/2/2019	<0.001	<0.001	<0.001	<0.001	<0.001		
9/16/2019					<0.001		
9/17/2019	0.00025 (J)	<0.001				<0.001	<0.001
9/18/2019			<0.001	<0.001			
2/18/2020	0.00025 (J)	<0.001	0.00018 (J)	<0.001	<0.001	<0.001	<0.001
3/23/2020	0.00023 (J)	<0.001					
3/24/2020			<0.001	<0.001			
3/25/2020					0.0002 (J)		0.00029 (J)
3/26/2020						<0.001	
9/14/2020					<0.001	<0.001	<0.001
9/15/2020	0.00017 (J)	0.00022 (J)	0.00019 (J)	<0.001			
2/9/2021					<0.001	0.00014 (J)	0.00062 (J)
2/10/2021	0.0003 (J)	0.00016 (J)	0.00016 (J)	<0.001			
3/30/2021	0.00018 (J)	0.0002 (J)					
3/31/2021			0.00015 (J)	<0.001			
4/1/2021					<0.001	0.00015 (J)	<0.001
8/18/2021		0.00041 (J)	<0.001	<0.001	<0.001	<0.001	<0.001
8/19/2021	0.00034 (J)						
2/9/2022					<0.001	<0.001	
2/10/2022			<0.001	<0.001			<0.001
2/11/2022	0.00021 (J)	<0.001					
8/18/2022						<0.001	<0.001
8/19/2022					<0.001		

Confidence Interval

Constituent: Lead (mg/L) Analysis Run 9/27/2023 5:44 PM View: Appendix IV
Plant Scherer Client: Southern Company Data: Scherer AP

	SGWC-20	SGWC-21	SGWC-22	SGWC-23	SGWC-6	SGWC-7	SGWC-8
8/22/2022	0.00028 (J)	0.0002 (J)	0.00017 (J)	<0.001			
2/22/2023	<0.001				<0.001	<0.001	<0.001
2/23/2023		<0.001	<0.001	<0.001			
8/1/2023					<0.001		
8/7/2023	<0.001		<0.001				
8/8/2023		<0.001		<0.001		<0.001	<0.001
Mean	0.0006142	0.0008033	0.0008271	0.0009621	0.0009667	0.0009225	0.0009546
Std. Dev.	0.0003688	0.0003515	0.0003444	0.0001858	0.0001633	0.0002414	0.0001614
Upper Lim.	0.001	0.001	0.001	0.001	0.001	0.001	0.001
Lower Lim.	0.00027	0.00041	0.00019	9E-05	0.0002	0.00085	0.00062

Confidence Interval

Constituent: Lithium (mg/L) Analysis Run 9/27/2023 5:44 PM View: Appendix IV

Plant Scherer Client: Southern Company Data: Scherer AP

	SGWC-10	SGWC-11	SGWC-12	SGWC-13	SGWC-14	SGWC-15	SGWC-16	SGWC-17	SGWC-18
5/11/2016	<0.005	<0.005	<0.005						
5/12/2016				<0.005	<0.005	<0.005	<0.005	<0.005	
5/13/2016									<0.005
6/28/2016	<0.005	0.0013 (J)	<0.005	<0.005	<0.005	0.0024 (J)	<0.005		
6/29/2016								<0.005	
6/30/2016									0.0032 (J)
8/17/2016	<0.005	<0.005							
8/18/2016			<0.005	<0.005	<0.005	<0.005	<0.005	<0.005	
8/22/2016									<0.005
10/17/2016	<0.005	<0.005	<0.005	<0.005	<0.005				
10/18/2016						<0.005	<0.005		
10/19/2016								<0.005	0.0042 (J)
12/6/2016	<0.005	<0.005	<0.005	<0.005					
12/7/2016					<0.005	<0.005	<0.005	<0.005	<0.005
2/15/2017	<0.005	<0.005	<0.005	<0.005	<0.005	<0.005	<0.005	<0.005	
2/16/2017							<0.005		0.0034 (J)
4/12/2017	<0.005	<0.005	<0.005	<0.005	<0.005	<0.005			
4/13/2017							<0.005	<0.005	<0.005
6/27/2017	<0.005	<0.005	<0.005	<0.005	<0.005	<0.005	<0.005	<0.005	
6/28/2017									<0.005
3/27/2018	<0.005	0.0029 (J)	<0.005	<0.005	<0.005	0.0034 (J)	<0.005	0.0014 (J)	
3/28/2018									0.0056
6/6/2018	<0.005	0.0017 (J)	<0.005						
6/7/2018				<0.005	<0.005	0.003 (J)	<0.005	<0.005	
6/8/2018									0.0042 (J)
10/8/2018			<0.005	0.0014 (J)	0.0011 (J)		0.0015 (J)	<0.005	
10/9/2018	<0.005								
10/16/2018		0.0031 (J)				0.0034 (J)			
10/18/2018									0.0054
2/20/2019	<0.005	0.0031 (J)	<0.005	<0.005	<0.005	0.0038 (J)	<0.005	<0.005	0.0054
4/1/2019	<0.005	0.0017 (J)	0.0011 (J)	<0.005	<0.005	0.0025 (J)			
4/2/2019							<0.005	<0.005	0.0041 (J)
9/16/2019		<0.005	<0.005						
9/17/2019	<0.005			<0.005	<0.005	0.0037	<0.005	<0.005	0.005
2/18/2020		<0.005							
2/19/2020	<0.005		<0.005	<0.005	<0.005	<0.005	<0.005	<0.005	
2/20/2020									0.0045 (J)
3/24/2020								<0.005	
3/25/2020	<0.005	<0.005							
3/26/2020			<0.005						0.0046 (J)
3/27/2020				<0.005	<0.005	0.0038 (J)	<0.005		
9/14/2020	<0.005	<0.005	<0.005	<0.005					
9/15/2020					<0.005	0.0037 (J)	<0.005	<0.005	0.0049 (J)
2/9/2021	<0.005	<0.005	<0.005	<0.005	<0.005	<0.005	<0.005		
2/10/2021								<0.005	0.0055
3/30/2021									0.0043 (J)
3/31/2021	<0.005					<0.005			
4/1/2021							<0.005	<0.005	
4/6/2021					<0.005				
4/7/2021		<0.005	<0.005	<0.005					
8/18/2021								<0.005	0.0047 (J)
8/19/2021	<0.005	<0.005		<0.005	<0.005	<0.005	<0.005		

Confidence Interval

Constituent: Lithium (mg/L) Analysis Run 9/27/2023 5:44 PM View: Appendix IV
 Plant Scherer Client: Southern Company Data: Scherer AP

	SGWC-10	SGWC-11	SGWC-12	SGWC-13	SGWC-14	SGWC-15	SGWC-16	SGWC-17	SGWC-18
8/20/2021			<0.005						
2/10/2022		0.0022 (J)	<0.005				<0.005		0.0039 (J)
2/11/2022	<0.005			<0.005		0.0027 (J)		<0.005	
2/14/2022					<0.005				
8/18/2022		0.0033 (J)	0.0012 (J)	0.0012 (J)					
8/19/2022	0.0011 (J)				0.0015 (J)	0.0038 (J)			
8/23/2022									0.0032 (J)
8/31/2022							0.0012 (J)	<0.005	
2/22/2023	<0.005	0.0024 (J)						<0.005	0.0035 (J)
2/23/2023			<0.005	<0.005	<0.005	0.0022 (J)	<0.005		
8/2/2023		<0.005		<0.005					
8/7/2023	<0.005		<0.005			<0.005		<0.005	<0.005
8/8/2023					<0.005		<0.005		
Mean	0.004837	0.004029	0.004679	0.004692	0.004692	0.0041	0.004696	0.00485	0.004567
Std. Dev.	0.0007961	0.001351	0.001087	0.001045	0.001046	0.001011	0.001031	0.0007348	0.0007227
Upper Lim.	0.005	0.005	0.005	0.005	0.005	0.005	0.005	0.005	0.004611
Lower Lim.	0.0011	0.0029	0.0012	0.0014	0.0015	0.0034	0.0015	0.0014	0.003858

Confidence Interval

Constituent: Lithium (mg/L) Analysis Run 9/27/2023 5:44 PM View: Appendix IV

Plant Scherer Client: Southern Company Data: Scherer AP

	SGWC-19	SGWC-20	SGWC-21	SGWC-22	SGWC-23	SGWC-6	SGWC-7	SGWC-8	SGWC-9
5/11/2016						<0.005	<0.05 (O)	<0.005	<0.005
5/12/2016		<0.05 (O)	<0.005	<0.005	<0.005				
5/13/2016	<0.005								
6/27/2016						<0.005	0.0031 (J)	0.0013 (J)	
6/29/2016	<0.005	0.0043 (J)	<0.005	<0.005	0.0027 (J)				<0.005
8/17/2016						<0.005	0.0046 (J)	<0.005	
8/19/2016				<0.005	<0.005				
8/22/2016	<0.005	0.0051	<0.005						<0.005
10/17/2016						<0.005		<0.005	
10/18/2016	<0.005	0.0038 (J)	<0.005	<0.005	0.0032 (J)		0.0036 (J)		<0.005
12/6/2016						<0.005	0.0043 (J)	<0.005	
12/7/2016			<0.005	<0.005	0.0043 (J)				<0.005
12/8/2016	<0.005	0.0043 (J)							
2/14/2017						<0.005	0.0043 (J)	<0.005	
2/15/2017					<0.005				
2/16/2017	<0.005	0.0047 (J)	<0.005	<0.005					<0.005
4/12/2017						<0.005	0.0051	<0.005	
4/13/2017	<0.005	0.004 (J)	<0.005	<0.005	0.0036 (J)				<0.005
6/27/2017						<0.005	0.0033 (J)	<0.005	<0.005
6/28/2017	<0.005	0.0032 (J)	<0.005	<0.005	0.0032 (J)				
3/27/2018					0.005	<0.005	0.0061	0.0023 (J)	
3/28/2018	<0.005	0.0053	0.0038 (J)	0.0033 (J)					<0.005
6/6/2018						<0.005	0.004 (J)	0.0018 (J)	<0.005
6/7/2018		0.0038 (J)	0.0013 (J)	<0.005	0.0027 (J)				
6/8/2018	0.0022 (J)								
10/8/2018			0.0019 (J)	0.0011 (J)	0.0035 (J)	<0.005			
10/9/2018	<0.005						0.0053	0.002 (J)	<0.005
10/18/2018		0.0062							
2/19/2019				<0.005	<0.005				
2/20/2019	<0.005	0.0048 (J)	<0.005			<0.005	0.006	<0.005	<0.005
4/1/2019							0.0058	0.0021 (J)	<0.005
4/2/2019	0.0021 (J)	0.0046 (J)	0.0027 (J)	0.0026 (J)	0.0041 (J)	<0.005			
9/16/2019						<0.005			<0.005
9/17/2019	<0.005	0.0042	<0.005				0.0049	<0.005	
9/18/2019				<0.005	0.0043				
2/18/2020		0.0036 (J)	<0.005	<0.005	<0.005	<0.005	0.0052	<0.005	
2/19/2020	<0.005								<0.005
3/23/2020	<0.005	0.0045 (J)	<0.005						
3/24/2020				<0.005	<0.005				
3/25/2020						<0.005		<0.005	<0.005
3/26/2020							0.006		
9/14/2020						<0.005	0.0051	<0.005	<0.005
9/15/2020	<0.005	0.0037 (J)	<0.005	<0.005	<0.005				
2/9/2021						<0.005	0.0052	<0.005	<0.005
2/10/2021	<0.005	0.0047 (J)	<0.005	<0.005	<0.005				
3/30/2021	<0.005	<0.005	<0.005						
3/31/2021				<0.005	<0.005				<0.005
4/1/2021						<0.005	0.0053	<0.005	
8/18/2021			<0.005	<0.005	<0.005	<0.005	0.0034 (J)	<0.005	
8/19/2021	<0.005	0.0046 (J)							<0.005
2/9/2022						0.0013 (J)	0.0048 (J)		
2/10/2022				<0.005	0.0029 (J)			0.0015 (J)	<0.005

Confidence Interval

Constituent: Lithium (mg/L) Analysis Run 9/27/2023 5:44 PM View: Appendix IV
 Plant Scherer Client: Southern Company Data: Scherer AP

	SGWC-19	SGWC-20	SGWC-21	SGWC-22	SGWC-23	SGWC-6	SGWC-7	SGWC-8	SGWC-9
2/11/2022	0.0072	0.0037 (J)	0.0011 (J)						
8/18/2022							0.0061	0.0025 (J)	0.0014 (J)
8/19/2022						0.0023 (J)			
8/22/2022	0.0012 (J)	0.003 (J)	<0.005	0.00087 (J)	0.002 (J)				
2/22/2023	0.0015 (J)	0.0025 (J)				<0.005	0.0056	0.0014 (J)	<0.005
2/23/2023			<0.005	0.0019 (J)	0.0042 (J)				
8/1/2023						<0.005			
8/7/2023	<0.005	<0.005		<0.005					<0.005
8/8/2023			<0.005		<0.005		0.0041 (J)	<0.005	
Mean	0.00455	0.00407	0.004408	0.004365	0.004196	0.004733	0.004835	0.003954	0.00485
Std. Dev.	0.001366	0.0009354	0.001266	0.001333	0.0009689	0.0009154	0.0009316	0.00153	0.0007348
Upper Lim.	0.005	0.004559	0.005	0.005	0.005	0.005	0.005322	0.005	0.005
Lower Lim.	0.0022	0.00358	0.0038	0.0033	0.0035	0.0023	0.004348	0.0021	0.0014

Confidence Interval

Constituent: Mercury (mg/L) Analysis Run 9/27/2023 5:44 PM View: Appendix IV

Plant Scherer Client: Southern Company Data: Scherer AP

	SGWC-10	SGWC-11	SGWC-12	SGWC-13	SGWC-14	SGWC-15	SGWC-16	SGWC-17	SGWC-18
5/11/2016	<0.0002	<0.0002	<0.0002						
5/12/2016				<0.0002	<0.0002	<0.0002	<0.0002	<0.0002	
5/13/2016									<0.0002
6/28/2016	<0.0002	<0.0002	<0.0002	<0.0002	<0.0002	<0.0002	<0.0002		
6/29/2016								<0.0002	
6/30/2016									<0.0002
8/17/2016	<0.0002	<0.0002							
8/18/2016			<0.0002	<0.0002	<0.0002	0.00011 (J)	<0.0002	<0.0002	
8/22/2016									0.00014 (J)
10/17/2016	<0.0002	<0.0002	<0.0002	<0.0002	8.9E-05 (J)				
10/18/2016						0.00012 (J)	<0.0002		
10/19/2016								<0.0002	<0.0002
12/6/2016	0.00013 (J)	0.0001 (J)	9.3E-05 (J)	0.00011 (J)					
12/7/2016					0.00012 (J)	0.00017 (J)	7.6E-05 (J)	0.00011 (J)	0.00014 (J)
2/15/2017	<0.0002	<0.0002	<0.0002	<0.0002	<0.0002	0.00011 (J)		<0.0002	
2/16/2017							<0.0002		8.4E-05 (J)
4/12/2017	<0.0002	<0.0002	<0.0002	<0.0002	<0.0002	7.2E-05 (J)			
4/13/2017							<0.0002	<0.0002	<0.0002
6/27/2017	<0.0002	<0.0002	<0.0002	<0.0002	<0.0002	8.4E-05 (J)	<0.0002	<0.0002	
6/28/2017									<0.0002
3/27/2018	<0.0002	<0.0002	<0.0002	<0.0002	0.0001 (J)	0.00014 (J)	<0.0002	<0.0002	
3/28/2018									8.3E-05 (J)
6/6/2018	<0.0002	<0.0002	<0.0002						
6/7/2018				<0.0002	<0.0002	0.00013 (J)	<0.0002	0.00011 (J)	
6/8/2018									0.00014 (J)
10/8/2018			<0.0002	<0.0002	<0.0002		<0.0002	<0.0002	
10/9/2018	<0.0002								
10/16/2018		<0.0002				<0.0002			
10/18/2018									0.00021
2/20/2019	<0.0002	<0.0002	<0.0002	<0.0002	<0.0002	<0.0002	<0.0002	<0.0002	0.00026
4/1/2019	<0.0002	<0.0002	<0.0002	<0.0002	<0.0002	<0.0002			
4/2/2019							<0.0002	<0.0002	0.0002
9/16/2019		<0.0002	<0.0002						
9/17/2019	<0.0002			<0.0002	<0.0002	<0.0002	<0.0002	<0.0002	0.00014 (J)
2/18/2020		<0.0002							
2/19/2020	<0.0002		<0.0002	<0.0002	0.0002	0.00016 (J)	<0.0002	<0.0002	
2/20/2020									0.00022
3/24/2020								<0.0002	
3/25/2020	<0.0002	<0.0002							
3/26/2020			<0.0002						0.00019 (J)
3/27/2020				<0.0002	<0.0002	0.00011 (J)	<0.0002		
9/14/2020	<0.0002	<0.0002	<0.0002	<0.0002					
9/15/2020					<0.0002	<0.0002	<0.0002	<0.0002	0.00013 (J)
2/9/2021	<0.0002	<0.0002	<0.0002	<0.0002	<0.0002	0.00013 (J)	<0.0002		
2/10/2021								<0.0002	0.00018 (J)
3/30/2021									0.00022
3/31/2021	<0.0002					0.00018 (J)			
4/1/2021							<0.0002	<0.0002	
4/6/2021					<0.0002				
4/7/2021		<0.0002	<0.0002	<0.0002					
8/18/2021								0.00017 (J)	0.00022
8/19/2021	<0.0002	<0.0002		<0.0002	<0.0002	<0.0002	<0.0002		

Confidence Interval

Constituent: Mercury (mg/L) Analysis Run 9/27/2023 5:44 PM View: Appendix IV
 Plant Scherer Client: Southern Company Data: Scherer AP

	SGWC-10	SGWC-11	SGWC-12	SGWC-13	SGWC-14	SGWC-15	SGWC-16	SGWC-17	SGWC-18
8/20/2021			<0.0002						
2/10/2022		<0.0002	<0.0002				<0.0002		<0.0002
2/11/2022	<0.0002			<0.0002		<0.0002		<0.0002	
2/14/2022					<0.0002				
8/18/2022		<0.0002	<0.0002	<0.0002					
8/19/2022	<0.0002				<0.0002	<0.0002			
8/31/2022							<0.0002	0.00013 (J)	
10/31/2022									<0.0002
2/22/2023	<0.0002	<0.0002						<0.0002	<0.0002
2/23/2023			<0.0002	<0.0002	<0.0002	<0.0002	<0.0002		
8/2/2023		<0.0002		<0.0002					
8/7/2023	<0.0002		<0.0002			0.0001 (J)		<0.0002	8.3E-05 (J)
8/8/2023					<0.0002		<0.0002		
Mean	0.0001971	0.0001958	0.0001955	0.0001962	0.0001879	0.000159	0.0001948	0.0001883	0.0001767
Std. Dev.	1.429E-05	2.041E-05	2.184E-05	1.837E-05	3.31E-05	4.496E-05	2.531E-05	2.854E-05	4.776E-05
Upper Lim.	0.0002	0.0002	0.0002	0.0002	0.0002	0.0002	0.0002	0.0002	0.0001731
Lower Lim.	0.00013	0.0001	9.3E-05	0.00011	0.00012	0.00012	7.6E-05	0.00017	0.0001134

Confidence Interval

Constituent: Mercury (mg/L) Analysis Run 9/27/2023 5:44 PM View: Appendix IV

Plant Scherer Client: Southern Company Data: Scherer AP

	SGWC-20	SGWC-21	SGWC-22	SGWC-23	SGWC-6	SGWC-7	SGWC-8	SGWC-9
5/11/2016					<0.0002	<0.0002	<0.0002	<0.0002
5/12/2016	<0.0002	<0.0002	<0.0002	<0.0002				
6/27/2016					<0.0002	<0.0002	<0.0002	
6/29/2016	<0.0002	<0.0002	<0.0002	<0.0002				<0.0002
8/17/2016					<0.0002	<0.0002	<0.0002	
8/19/2016			<0.0002	7.1E-05 (J)				
8/22/2016	7.3E-05 (J)	<0.0002						<0.0002
10/17/2016					<0.0002		<0.0002	
10/18/2016	<0.0002	<0.0002	<0.0002	<0.0002		<0.0002		<0.0002
12/6/2016					0.00011 (J)	0.00011 (J)	7.6E-05 (J)	
12/7/2016		0.0001 (J)	9.9E-05 (J)	0.00011 (J)				0.0001 (J)
12/8/2016	<0.0002							
2/14/2017					<0.0002	<0.0002	<0.0002	
2/15/2017				<0.0002				
2/16/2017	<0.0002	<0.0002	<0.0002					<0.0002
4/12/2017					<0.0002	<0.0002	<0.0002	
4/13/2017	<0.0002	<0.0002	<0.0002	<0.0002				<0.0002
6/27/2017					<0.0002	<0.0002	<0.0002	<0.0002
6/28/2017	<0.0002	<0.0002	<0.0002	<0.0002				
3/27/2018				<0.0002	<0.0002	<0.0002	<0.0002	
3/28/2018	<0.0002	<0.0002	<0.0002					<0.0002
6/6/2018					<0.0002	<0.0002	<0.0002	<0.0002
6/7/2018	8.2E-05 (J)	<0.0002	<0.0002	0.00028				
10/8/2018		<0.0002	<0.0002	<0.0002	<0.0002			
10/9/2018						<0.0002	<0.0002	<0.0002
10/18/2018	<0.0002							
2/19/2019			<0.0002	<0.0002				
2/20/2019	<0.0002	<0.0002			<0.0002	<0.0002	<0.0002	<0.0002
4/1/2019						<0.0002	<0.0002	<0.0002
4/2/2019	<0.0002	<0.0002	<0.0002	<0.0002	<0.0002			
9/16/2019					<0.0002			<0.0002
9/17/2019	<0.0002	<0.0002				<0.0002	<0.0002	
9/18/2019			<0.0002	<0.0002				
2/18/2020	<0.0002	<0.0002	<0.0002	0.00011 (J)	<0.0002	<0.0002	<0.0002	
2/19/2020								<0.0002
3/23/2020	<0.0002	<0.0002						
3/24/2020			<0.0002	<0.0002				
3/25/2020					<0.0002		<0.0002	<0.0002
3/26/2020						<0.0002		
9/14/2020					<0.0002	<0.0002	<0.0002	<0.0002
9/15/2020	<0.0002	<0.0002	<0.0002	<0.0002				
2/9/2021					<0.0002	<0.0002	<0.0002	<0.0002
2/10/2021	<0.0002	<0.0002	<0.0002	<0.0002				
3/30/2021	0.00013 (J)	<0.0002						
3/31/2021			<0.0002	<0.0002				<0.0002
4/1/2021					<0.0002	<0.0002	<0.0002	
8/18/2021		<0.0002	<0.0002	<0.0002	<0.0002	<0.0002	<0.0002	
8/19/2021	<0.0002							<0.0002
2/9/2022					<0.0002	<0.0002		
2/10/2022			<0.0002	<0.0002			<0.0002	<0.0002
2/11/2022	<0.0002	<0.0002						
8/18/2022						<0.0002	<0.0002	<0.0002

Confidence Interval

Constituent: Mercury (mg/L) Analysis Run 9/27/2023 5:44 PM View: Appendix IV
Plant Scherer Client: Southern Company Data: Scherer AP

	SGWC-20	SGWC-21	SGWC-22	SGWC-23	SGWC-6	SGWC-7	SGWC-8	SGWC-9
8/19/2022					<0.0002			
10/31/2022	<0.0002	<0.0002	<0.0002	<0.0002				
2/22/2023	<0.0002				<0.0002	<0.0002	<0.0002	<0.0002
2/23/2023		<0.0002	<0.0002	<0.0002				
8/1/2023					<0.0002			
8/7/2023	<0.0002		<0.0002					<0.0002
8/8/2023		<0.0002		<0.0002		<0.0002	<0.0002	
Mean	0.0001869	0.0001958	0.0001958	0.0001905	0.0001962	0.0001962	0.0001948	0.0001958
Std. Dev.	3.661E-05	2.041E-05	2.062E-05	4.014E-05	1.837E-05	1.837E-05	2.531E-05	2.041E-05
Upper Lim.	0.0002	0.0002	0.0002	0.0002	0.0002	0.0002	0.0002	0.0002
Lower Lim.	0.00013	0.0001	9.9E-05	0.00011	0.00011	0.00011	7.6E-05	0.0001

Confidence Interval

Constituent: Molybdenum (mg/L) Analysis Run 9/27/2023 5:44 PM View: Appendix IV
 Plant Scherer Client: Southern Company Data: Scherer AP

	SGWC-12	SGWC-14	SGWC-23	SGWC-6	SGWC-7	SGWC-8	SGWC-9
5/11/2016	<0.015			<0.015	0.00343 (J)	<0.015	<0.015
5/12/2016		<0.015	<0.015				
6/27/2016				0.0007 (J)	0.0033 (J)	0.0008 (J)	
6/28/2016	0.0012 (J)	<0.015					
6/29/2016			<0.015				0.0021 (J)
8/17/2016				<0.015	0.002 (J)	<0.015	
8/18/2016	0.0011 (J)	<0.015					
8/19/2016			<0.015				
8/22/2016							0.00099 (J)
10/17/2016	<0.015	<0.015		<0.015		<0.015	
10/18/2016			<0.015		0.0012 (J)		0.0014 (J)
12/6/2016	<0.015			<0.015	0.0021 (J)	<0.015	
12/7/2016		<0.015	<0.015				0.001 (J)
2/14/2017				<0.015	<0.015	<0.015	
2/15/2017	<0.015	0.003 (J)	<0.015				
2/16/2017							<0.015
4/12/2017	<0.015	<0.015		<0.015	0.0033 (J)	<0.015	
4/13/2017			<0.015				0.001 (J)
6/27/2017	<0.015	<0.015		0.00099 (J)	0.0021 (J)	<0.015	<0.015
6/28/2017			<0.015				
3/27/2018	<0.015	<0.015	<0.015	<0.015	<0.015	<0.015	
3/28/2018							<0.015
10/8/2018	<0.015	<0.015	<0.015	<0.015			
10/9/2018					<0.015	<0.015	<0.015
2/19/2019			<0.015				
2/20/2019	<0.015	<0.015		<0.015	0.0013 (J)	<0.015	0.00075 (J)
4/1/2019	<0.015	<0.015			<0.015	<0.015	<0.015
4/2/2019			<0.015	<0.015			
9/16/2019	<0.015			<0.015			0.00067 (J)
9/17/2019		<0.015			0.0014 (J)	<0.015	
9/18/2019			<0.015				
2/18/2020			<0.015	<0.015	0.0014 (J)	<0.015	
2/19/2020	<0.015	<0.015					0.00063 (J)
3/24/2020			<0.015				
3/25/2020				<0.015		<0.015	<0.015
3/26/2020	<0.015				0.001 (J)		
3/27/2020		0.00081 (J)					
9/14/2020	<0.015			<0.015	0.0012 (J)	<0.015	<0.015
9/15/2020		<0.015	<0.015				
2/9/2021	<0.015	<0.015		<0.015	0.0014 (J)	<0.015	0.00063 (J)
2/10/2021			<0.015				
3/31/2021			<0.015				<0.015
4/1/2021				<0.015	0.0009 (J)	<0.015	
4/6/2021		<0.015					
4/7/2021	<0.015						
8/18/2021			<0.015	<0.015	0.0016 (J)	<0.015	
8/19/2021		<0.015					<0.015
8/20/2021	<0.015						
2/9/2022				<0.015	0.0012 (J)		
2/10/2022	<0.015		<0.015			<0.015	<0.015
2/14/2022		<0.015					
8/18/2022	<0.015				0.0011 (J)	0.00073 (J)	<0.015

Confidence Interval

Constituent: Molybdenum (mg/L) Analysis Run 9/27/2023 5:44 PM View: Appendix IV
Plant Scherer Client: Southern Company Data: Scherer AP

	SGWC-12	SGWC-14	SGWC-23	SGWC-6	SGWC-7	SGWC-8	SGWC-9
8/19/2022		<0.015		<0.015			
8/22/2022			<0.015				
2/22/2023				<0.015	<0.015	<0.015	<0.015
2/23/2023	<0.015	<0.015	0.00062 (J)				
8/1/2023				<0.015			
8/7/2023	<0.015						<0.015
8/8/2023		<0.015	<0.015		0.001 (J)	<0.015	
Mean	0.0138	0.01386	0.01437	0.01377	0.004606	0.01376	0.009529
Std. Dev.	0.00399	0.003787	0.002998	0.004078	0.005649	0.004101	0.006983
Upper Lim.	0.015	0.015	0.015	0.015	0.00343	0.015	0.015
Lower Lim.	0.0012	0.003	0.00062	0.00099	0.0012	0.0008	0.001

Confidence Interval

Constituent: Selenium (mg/L) Analysis Run 9/27/2023 5:44 PM View: Appendix IV

Plant Scherer Client: Southern Company Data: Scherer AP

	SGWC-11	SGWC-12	SGWC-13	SGWC-14	SGWC-15	SGWC-16	SGWC-17	SGWC-18	SGWC-19
5/11/2016	<0.005	<0.005							
5/12/2016			<0.005	<0.005	0.00965 (J)	<0.005	<0.005		
5/13/2016								0.023	<0.005
6/28/2016	<0.005	<0.005	<0.005	<0.005	0.0101	<0.005			
6/29/2016							<0.005		<0.005
6/30/2016								0.0263	
8/17/2016	<0.005								
8/18/2016		0.00031 (J)	<0.005	<0.005	0.0014	0.00053 (J)	<0.005		
8/22/2016								0.0066	<0.005
10/17/2016	<0.005	<0.005	0.0003 (J)	<0.005					
10/18/2016					0.0013	<0.005			<0.005
10/19/2016							<0.005	0.0057	
12/6/2016	<0.005	<0.005	<0.005						
12/7/2016				<0.005	0.0007 (J)	<0.005	<0.005	0.006	
12/8/2016									<0.005
2/15/2017	<0.005	<0.005	<0.005	0.00066 (J)	0.00075 (J)		<0.005		
2/16/2017						<0.005		0.0055	<0.005
4/12/2017	<0.005	<0.005	<0.005	<0.005	<0.005				
4/13/2017						<0.005	<0.005	0.0049	<0.005
6/27/2017	<0.005	<0.005	<0.005	<0.005	0.0013	0.001 (J)	0.00024 (J)		
6/28/2017								0.0047	0.00096 (J)
3/27/2018	<0.005	<0.005	<0.005	<0.005	<0.005	<0.005	<0.005		
3/28/2018								0.0085	<0.005
6/6/2018	<0.005	<0.005							
6/7/2018			0.00064 (J)	0.00084 (J)	0.0014	0.0013	0.00064 (J)		
6/8/2018								0.014	0.00063 (J)
10/8/2018		<0.005	<0.005	<0.005		0.0014	0.00028 (J)		
10/9/2018									0.0005 (J)
10/16/2018	0.00046 (J)				0.0021				
10/18/2018								0.017	
2/20/2019	<0.005	<0.005	<0.005	<0.005	0.0034	0.0012 (J)	<0.005	0.027	<0.005
4/1/2019	<0.005	<0.005	<0.005	<0.005	<0.005				
4/2/2019						0.0021	<0.005	0.0075	<0.005
9/16/2019	<0.005	<0.005							
9/17/2019			<0.005	<0.005	<0.005	<0.005	<0.005	0.0036	<0.005
2/18/2020	<0.005								
2/19/2020		<0.005	<0.005	<0.005	<0.005	<0.005	<0.005		<0.005
2/20/2020								0.0024 (J)	
3/23/2020									<0.005
3/24/2020							<0.005		
3/25/2020	<0.005								
3/26/2020		<0.005						0.0019 (J)	
3/27/2020			<0.005	<0.005	<0.005	<0.005			
9/14/2020	<0.005	<0.005	<0.005						
9/15/2020				<0.005	<0.005	<0.005	<0.005	0.003 (J)	<0.005
2/9/2021	<0.005	<0.005	<0.005	<0.005	<0.005	<0.005			
2/10/2021							<0.005	0.0016 (J)	<0.005
3/30/2021								<0.005	<0.005
3/31/2021					<0.005				
4/1/2021						<0.005	<0.005		
4/6/2021				<0.005					
4/7/2021	<0.005	<0.005	<0.005						

Confidence Interval

Constituent: Selenium (mg/L) Analysis Run 9/27/2023 5:44 PM View: Appendix IV
 Plant Scherer Client: Southern Company Data: Scherer AP

	SGWC-11	SGWC-12	SGWC-13	SGWC-14	SGWC-15	SGWC-16	SGWC-17	SGWC-18	SGWC-19
8/18/2021							<0.005	0.002 (J)	
8/19/2021	<0.005		<0.005	<0.005	<0.005	<0.005			<0.005
8/20/2021		<0.005							
2/10/2022	<0.005	<0.005				0.00092 (J)		0.0021 (J)	
2/11/2022			<0.005		<0.005		<0.005		<0.005
2/14/2022				<0.005					
8/18/2022	<0.005	<0.005	<0.005						
8/19/2022				<0.005	<0.005				
8/22/2022									0.00099 (J)
8/23/2022								0.00085 (J)	
8/31/2022						0.001 (J)	<0.005		
2/22/2023	<0.005						<0.005	<0.005	<0.005
2/23/2023		<0.005	<0.005	<0.005	<0.005	0.00093 (J)			
8/2/2023	<0.005		<0.005						
8/7/2023		<0.005			<0.005		<0.005	<0.005	<0.005
8/8/2023				<0.005		<0.005			
Mean	0.004811	0.004805	0.004622	0.004646	0.004254	0.003557	0.004423	0.007569	0.004295
Std. Dev.	0.0009267	0.0009573	0.00128	0.0012	0.002424	0.00192	0.00156	0.007908	0.001613
Upper Lim.	0.005	0.005	0.005	0.005	0.005	0.005	0.005	0.008994	0.005
Lower Lim.	0.00046	0.00031	0.00064	0.00084	0.0021	0.0012	0.00064	0.003231	0.00099

Confidence Interval

Constituent: Selenium (mg/L) Analysis Run 9/27/2023 5:44 PM View: Appendix IV

Plant Scherer Client: Southern Company Data: Scherer AP

	SGWC-20	SGWC-23	SGWC-6	SGWC-7
5/11/2016			<0.005	<0.005
5/12/2016	0.00396 (J)	<0.005		
6/27/2016			<0.005	<0.005
6/29/2016	0.0053 (J)	<0.005		
8/17/2016			<0.005	<0.005
8/19/2016		<0.005		
8/22/2016	0.0012 (J)			
10/17/2016			<0.005	
10/18/2016	<0.005	<0.005		<0.005
12/6/2016			<0.005	<0.005
12/7/2016		<0.005		
12/8/2016	<0.005			
2/14/2017			<0.005	<0.005
2/15/2017		<0.005		
2/16/2017	<0.005			
4/12/2017			0.00034 (J)	<0.005
4/13/2017	<0.005	<0.005		
6/27/2017			0.00057 (J)	<0.005
6/28/2017	0.00064 (J)	0.00033 (J)		
3/27/2018		<0.005	<0.005	<0.005
3/28/2018	<0.005			
6/6/2018			0.00032 (J)	<0.005
6/7/2018	0.00066 (J)	<0.005		
10/8/2018		0.00026 (J)	<0.005	
10/9/2018				0.00034 (J)
10/18/2018	0.00049 (J)			
2/19/2019		0.00021 (J)		
2/20/2019	0.0011 (J)		<0.005	<0.005
4/1/2019				<0.005
4/2/2019	<0.005	<0.005	<0.005	
9/16/2019			<0.005	
9/17/2019	<0.005			<0.005
9/18/2019		<0.005		
2/18/2020	<0.005	<0.005	<0.005	<0.005
3/23/2020	<0.005			
3/24/2020		<0.005		
3/25/2020			<0.005	
3/26/2020				<0.005
9/14/2020			<0.005	<0.005
9/15/2020	<0.005	<0.005		
2/9/2021			<0.005	<0.005
2/10/2021	<0.005	<0.005		
3/30/2021	<0.005			
3/31/2021		<0.005		
4/1/2021			<0.005	<0.005
8/18/2021		<0.005	<0.005	<0.005
8/19/2021	<0.005			
2/9/2022			<0.005	<0.005
2/10/2022		<0.005		
2/11/2022	<0.005			
8/18/2022				<0.005
8/19/2022			<0.005	

Confidence Interval

Constituent: Selenium (mg/L) Analysis Run 9/27/2023 5:44 PM View: Appendix IV
Plant Scherer Client: Southern Company Data: Scherer AP

	SGWC-20	SGWC-23	SGWC-6	SGWC-7
8/22/2022	<0.005	<0.005		
2/22/2023	<0.005		<0.005	<0.005
2/23/2023		0.00075 (J)		
8/1/2023			<0.005	
8/7/2023	<0.005			
8/8/2023		<0.005		<0.005
Mean	0.004098	0.004231	0.004426	0.004806
Std. Dev.	0.001738	0.001758	0.001551	0.0009512
Upper Lim.	0.005	0.005	0.005	0.005
Lower Lim.	0.00396	0.00075	0.00057	0.00034

Confidence Interval

Constituent: Thallium (mg/L) Analysis Run 9/27/2023 5:44 PM View: Appendix IV

Plant Scherer Client: Southern Company Data: Scherer AP

	SGWC-10	SGWC-11	SGWC-12	SGWC-13	SGWC-14	SGWC-15	SGWC-17	SGWC-18	SGWC-20
5/11/2016	<0.001	<0.001	<0.001						
5/12/2016				<0.001	<0.001	<0.001	<0.001		<0.001
5/13/2016								<0.001	
6/28/2016	0.0001 (J)	<0.001	<0.001	<0.001	<0.001	9E-05 (J)			
6/29/2016							<0.001		0.0002 (J)
6/30/2016								0.0002 (J)	
8/17/2016	<0.001	<0.001							
8/18/2016			<0.001	<0.001	<0.001	<0.001	<0.001		
8/22/2016								0.00015 (J)	0.00018 (J)
10/17/2016	<0.001	<0.001	<0.001	<0.001	<0.001				
10/18/2016						<0.001			0.00016 (J)
10/19/2016							<0.001	0.00012 (J)	
12/6/2016	<0.001	<0.001	<0.001	<0.001					
12/7/2016					<0.001	<0.001	<0.001	9.5E-05 (J)	
12/8/2016									0.0001 (J)
2/15/2017	<0.001	<0.001	<0.001	<0.001	<0.001	8.5E-05 (J)	<0.001		
2/16/2017								0.00013 (J)	0.00014 (J)
4/12/2017	<0.001	<0.001	<0.001	<0.001	<0.001	9.5E-05 (J)			
4/13/2017							<0.001	0.00012 (J)	0.00021 (J)
6/27/2017	<0.001	<0.001	<0.001	<0.001	<0.001	0.0001 (J)	<0.001		
6/28/2017								0.00013 (J)	0.00018 (J)
3/27/2018	<0.001	<0.001	<0.001	<0.001	<0.001	<0.001	<0.001		
3/28/2018								0.00011 (J)	9E-05 (J)
6/6/2018	<0.001	<0.001	<0.001						
6/7/2018				<0.001	<0.001	<0.001	<0.001		0.00014 (J)
6/8/2018								0.00019 (J)	
10/8/2018			<0.001	<0.001	<0.001		<0.001		
10/9/2018	<0.001								
10/16/2018		<0.001				0.0001 (J)			
10/18/2018								0.00019 (J)	0.00018 (J)
2/20/2019	<0.001	<0.001	<0.001	<0.001	<0.001	9.8E-05 (J)	<0.001	0.00021 (J)	0.00018 (J)
4/1/2019	<0.001	<0.001	<0.001	<0.001	<0.001	9.5E-05 (J)			
4/2/2019							<0.001	0.00016 (J)	0.00017 (J)
9/16/2019		<0.001	<0.001						
9/17/2019	<0.001			<0.001	<0.001	0.00016 (J)	<0.001	0.00025 (J)	0.00021 (J)
2/18/2020		0.00016 (J)							0.00033 (J)
2/19/2020	0.00075 (J)		0.00034 (J)	0.00022 (J)	0.00018 (J)	0.00031 (J)	<0.001		
2/20/2020								0.00066 (J)	
3/23/2020									0.00016 (J)
3/24/2020							<0.001		
3/25/2020	<0.001	<0.001							
3/26/2020			<0.001					0.00029 (J)	
3/27/2020				<0.001	0.0011	0.00045 (J)			
9/14/2020	<0.001	<0.001	0.00023 (J)	<0.001					
9/15/2020					0.00035 (J)	0.00027 (J)	<0.001	0.00027 (J)	0.00028 (J)
2/9/2021	<0.001	<0.001	<0.001	<0.001	<0.001	<0.001			
2/10/2021							0.00024 (J)	0.00068 (J)	0.00025 (J)
3/30/2021								0.00024 (J)	0.00018 (J)
3/31/2021	<0.001					<0.001			
4/1/2021							<0.001		
4/6/2021					0.00017 (J)				
4/7/2021		<0.001	<0.001	<0.001					

Confidence Interval

Constituent: Thallium (mg/L) Analysis Run 9/27/2023 5:44 PM View: Appendix IV
 Plant Scherer Client: Southern Company Data: Scherer AP

	SGWC-10	SGWC-11	SGWC-12	SGWC-13	SGWC-14	SGWC-15	SGWC-17	SGWC-18	SGWC-20
8/18/2021							<0.001	0.00022 (J)	
8/19/2021	0.00024 (J)	0.00015 (J)		<0.001	<0.001	<0.001			0.00018 (J)
8/20/2021			<0.001						
2/10/2022		<0.001	<0.001					<0.001	
2/11/2022	<0.001			<0.001		<0.001	<0.001		<0.001
2/14/2022					<0.001				
8/18/2022		<0.001	<0.001	<0.001					
8/19/2022	<0.001				<0.001	<0.001			
8/22/2022									<0.001
8/23/2022								<0.001	
8/31/2022							<0.001		
2/22/2023	<0.001	<0.001					<0.001	<0.001	<0.001
2/23/2023			<0.001	<0.001	<0.001	<0.001			
8/2/2023		<0.001		<0.001					
8/7/2023	<0.001		<0.001			<0.001	<0.001	<0.001	<0.001
8/8/2023					<0.001				
Mean	0.0009204	0.0009296	0.0009404	0.0009675	0.0009083	0.0006189	0.0009683	0.0003923	0.000355
Std. Dev.	0.0002376	0.0002386	0.0002025	0.0001592	0.0002631	0.0004308	0.0001551	0.00035	0.0003417
Upper Lim.	0.001	0.001	0.001	0.001	0.001	0.001	0.001	0.00068	0.00033
Lower Lim.	0.00075	0.00016	0.00034	0.00022	0.00035	0.0001	0.00024	0.00015	0.00017

Confidence Interval

Constituent: Thallium (mg/L) Analysis Run 9/27/2023 5:44 PM View: Appendix IV

Plant Scherer Client: Southern Company Data: Scherer AP

	SGWC-22	SGWC-23	SGWC-6	SGWC-7	SGWC-8	SGWC-9
5/11/2016			<0.001	<0.001	<0.001	<0.001
5/12/2016	<0.001	<0.001				
6/27/2016			<0.001	<0.001	<0.001	
6/29/2016	<0.001	<0.001				<0.001
8/17/2016			<0.001	<0.001	<0.001	
8/19/2016	<0.001	<0.001				
8/22/2016						<0.001
10/17/2016			<0.001		<0.001	
10/18/2016	<0.001	<0.001		<0.001		<0.001
12/6/2016			<0.001	<0.001	<0.001	
12/7/2016	<0.001	<0.001				<0.001
2/14/2017			<0.001	<0.001	<0.001	
2/15/2017		<0.001				
2/16/2017	<0.001					<0.001
4/12/2017			<0.001	<0.001	<0.001	
4/13/2017	<0.001	<0.001				<0.001
6/27/2017			<0.001	<0.001	<0.001	<0.001
6/28/2017	<0.001	<0.001				
3/27/2018		<0.001	<0.001	<0.001	<0.001	
3/28/2018	<0.001					<0.001
6/6/2018			<0.001	<0.001	<0.001	<0.001
6/7/2018	<0.001	<0.001				
10/8/2018	<0.001	<0.001	<0.001			
10/9/2018				<0.001	<0.001	<0.001
2/19/2019	<0.001	<0.001				
2/20/2019			<0.001	<0.001	<0.001	<0.001
4/1/2019				<0.001	<0.001	<0.001
4/2/2019	<0.001	<0.001	<0.001			
9/16/2019			<0.001			<0.001
9/17/2019				<0.001	0.00023 (J)	
9/18/2019	<0.001	<0.001				
2/18/2020	<0.001	<0.001	0.00028 (J)	0.00022 (J)	0.0002 (J)	
2/19/2020						0.00027 (J)
3/24/2020	<0.001	<0.001				
3/25/2020			0.00049 (J)		0.00079 (J)	<0.001
3/26/2020				<0.001		
9/14/2020			<0.001	<0.001	<0.001	<0.001
9/15/2020	0.00038 (J)	0.00016 (J)				
2/9/2021			<0.001	<0.001	<0.001	<0.001
2/10/2021	<0.001	<0.001				
3/31/2021	<0.001	<0.001				<0.001
4/1/2021			0.00023 (J)	0.00042 (J)	0.00021 (J)	
8/18/2021	<0.001	<0.001	0.00017 (J)	<0.001	<0.001	
8/19/2021						0.0004 (J)
2/9/2022			<0.001	<0.001		
2/10/2022	<0.001	<0.001			<0.001	<0.001
8/18/2022				<0.001	<0.001	<0.001
8/19/2022			<0.001			
8/22/2022	<0.001	<0.001				
2/22/2023			<0.001	<0.001	<0.001	<0.001
2/23/2023	<0.001	<0.001				
8/1/2023			<0.001			

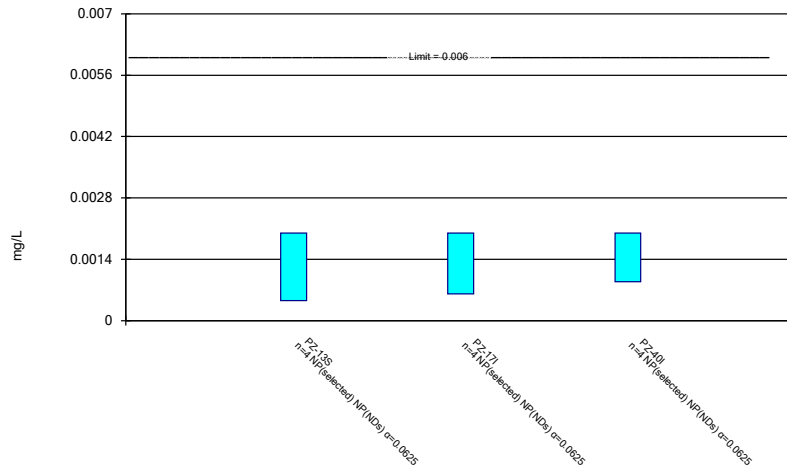
Confidence Interval

Constituent: Thallium (mg/L) Analysis Run 9/27/2023 5:44 PM View: Appendix IV
Plant Scherer Client: Southern Company Data: Scherer AP

	SGWC-22	SGWC-23	SGWC-6	SGWC-7	SGWC-8	SGWC-9
8/7/2023	<0.001					<0.001
8/8/2023		<0.001		<0.001	<0.001	
Mean	0.0009742	0.000965	0.0008821	0.0009433	0.0008929	0.0009446
Std. Dev.	0.0001266	0.0001715	0.000274	0.0001942	0.0002659	0.0001887
Upper Lim.	0.001	0.001	0.001	0.001	0.001	0.001
Lower Lim.	0.00038	0.00016	0.00049	0.00042	0.00079	0.0004

Non-Parametric Confidence Interval

Compliance Limit is not exceeded.

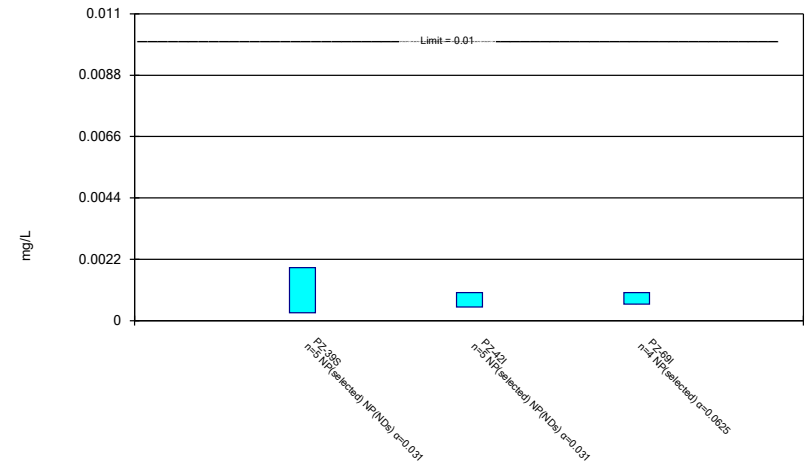


Normality testing disabled.

Constituent: Antimony Analysis Run 9/27/2023 5:42 PM View: Appendix IV - Non-Parametric Plant Scherer Client: Southern Company Data: Scherer AP

Non-Parametric Confidence Interval

Compliance Limit is not exceeded.

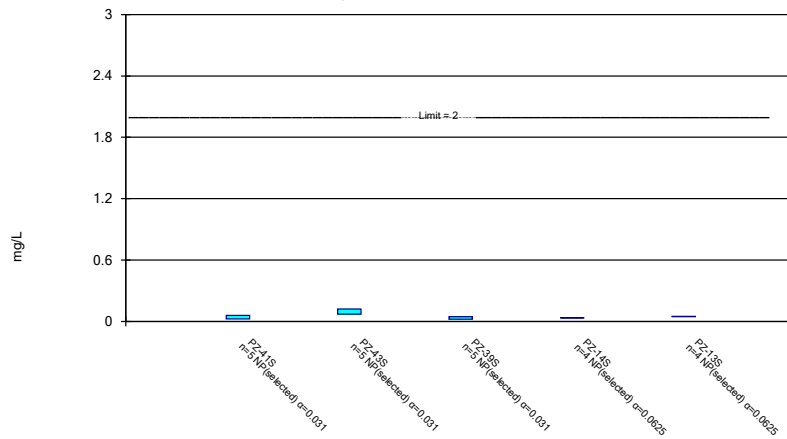


Normality testing disabled.

Constituent: Arsenic Analysis Run 9/27/2023 5:42 PM View: Appendix IV - Non-Parametric Plant Scherer Client: Southern Company Data: Scherer AP

Non-Parametric Confidence Interval

Compliance Limit is not exceeded.

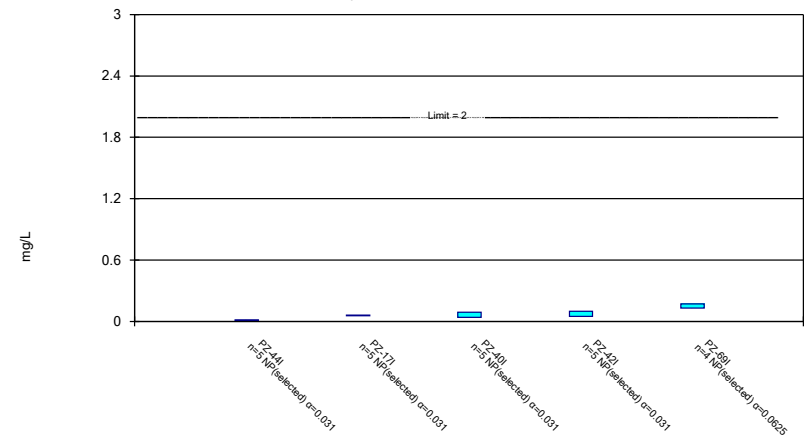


Normality testing disabled.

Constituent: Barium Analysis Run 9/27/2023 5:42 PM View: Appendix IV - Non-Parametric Plant Scherer Client: Southern Company Data: Scherer AP

Non-Parametric Confidence Interval

Compliance Limit is not exceeded.

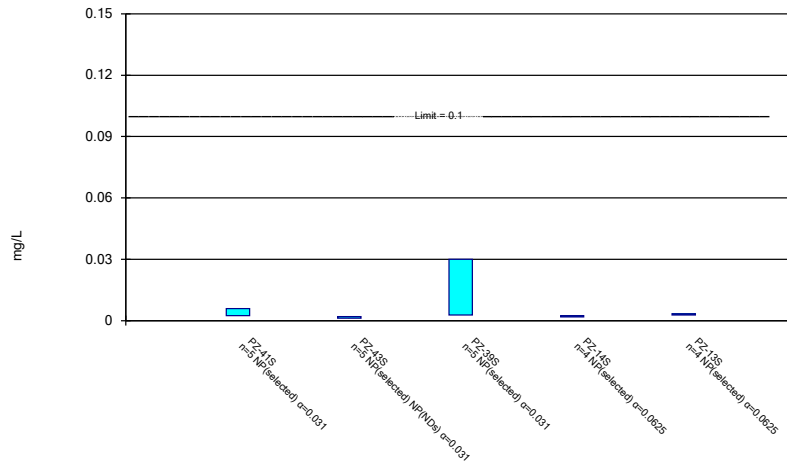


Normality testing disabled.

Constituent: Barium Analysis Run 9/27/2023 5:42 PM View: Appendix IV - Non-Parametric Plant Scherer Client: Southern Company Data: Scherer AP

Non-Parametric Confidence Interval

Compliance Limit is not exceeded.

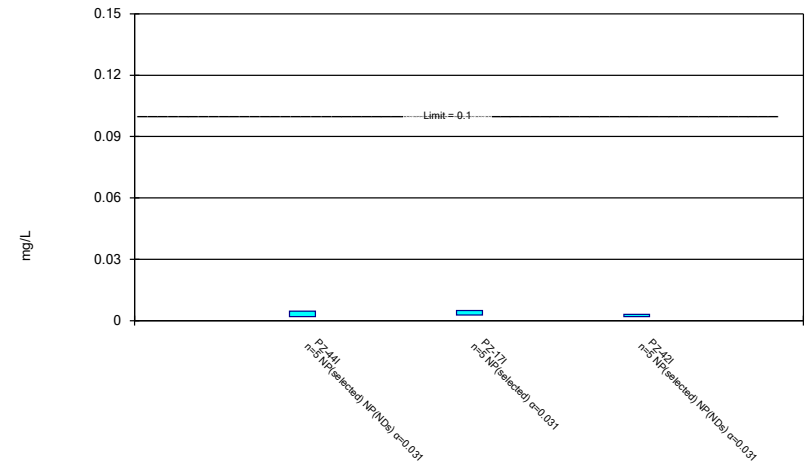


Normality testing disabled.

Constituent: Chromium Analysis Run 9/27/2023 5:42 PM View: Appendix IV - Non-Parametric
Plant Scherer Client: Southern Company Data: Scherer AP

Non-Parametric Confidence Interval

Compliance Limit is not exceeded.

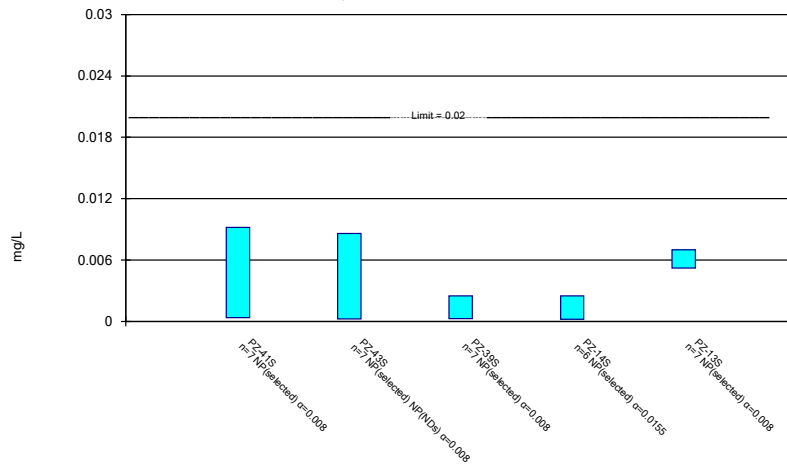


Normality testing disabled.

Constituent: Chromium Analysis Run 9/27/2023 5:42 PM View: Appendix IV - Non-Parametric
Plant Scherer Client: Southern Company Data: Scherer AP

Non-Parametric Confidence Interval

Compliance Limit is not exceeded.

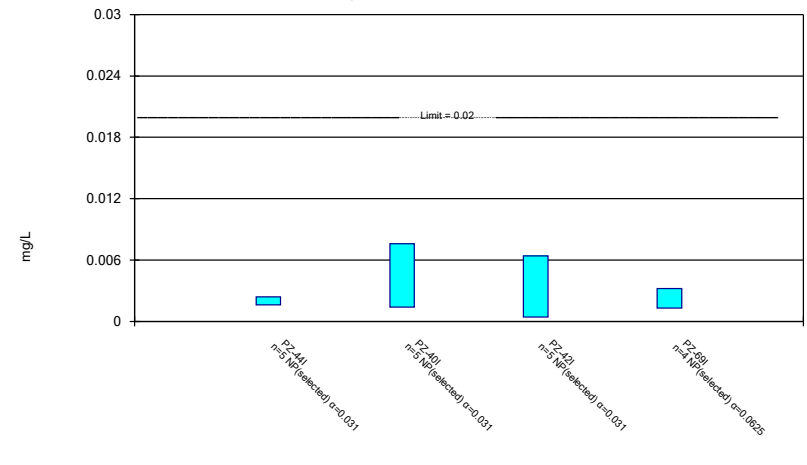


Normality testing disabled.

Constituent: Cobalt Analysis Run 9/27/2023 5:42 PM View: Appendix IV - Non-Parametric
Plant Scherer Client: Southern Company Data: Scherer AP

Non-Parametric Confidence Interval

Compliance Limit is not exceeded.

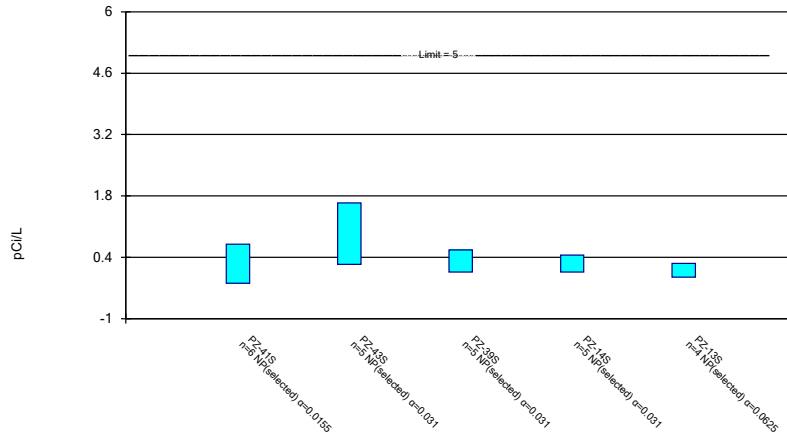


Normality testing disabled.

Constituent: Cobalt Analysis Run 9/27/2023 5:42 PM View: Appendix IV - Non-Parametric
Plant Scherer Client: Southern Company Data: Scherer AP

Non-Parametric Confidence Interval

Compliance Limit is not exceeded.

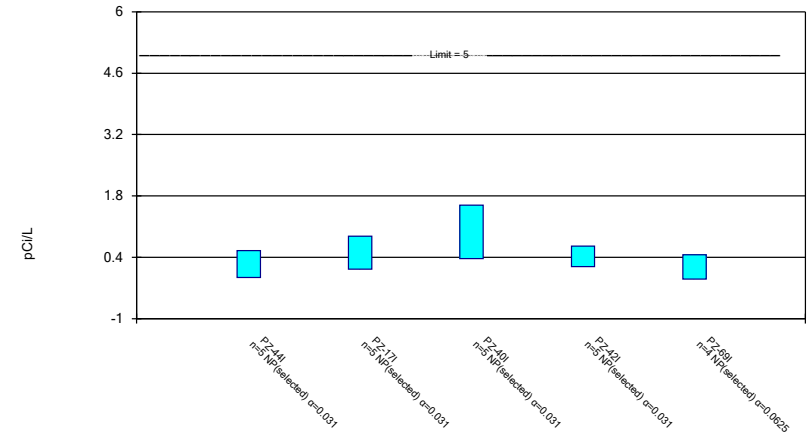


Normality testing disabled.

Constituent: Combined Radium 226 + 228 Analysis Run 9/27/2023 5:42 PM View: Appendix IV - Non-Para
Plant Scherer Client: Southern Company Data: Scherer AP

Non-Parametric Confidence Interval

Compliance Limit is not exceeded.

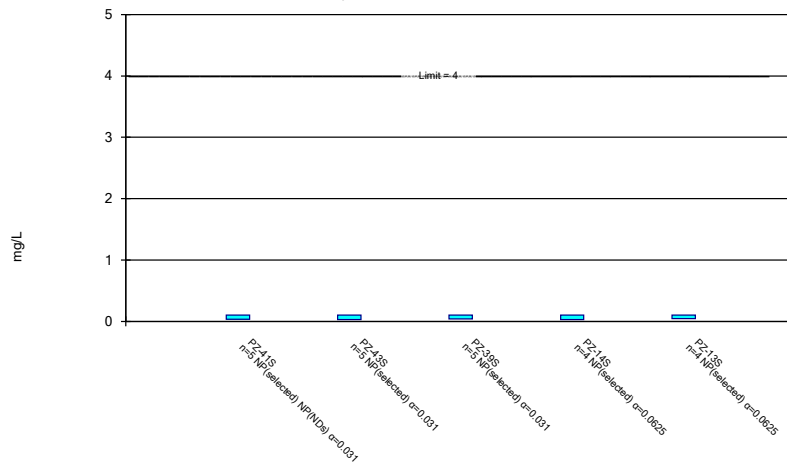


Normality testing disabled.

Constituent: Combined Radium 226 + 228 Analysis Run 9/27/2023 5:42 PM View: Appendix IV - Non-Para
Plant Scherer Client: Southern Company Data: Scherer AP

Non-Parametric Confidence Interval

Compliance Limit is not exceeded.

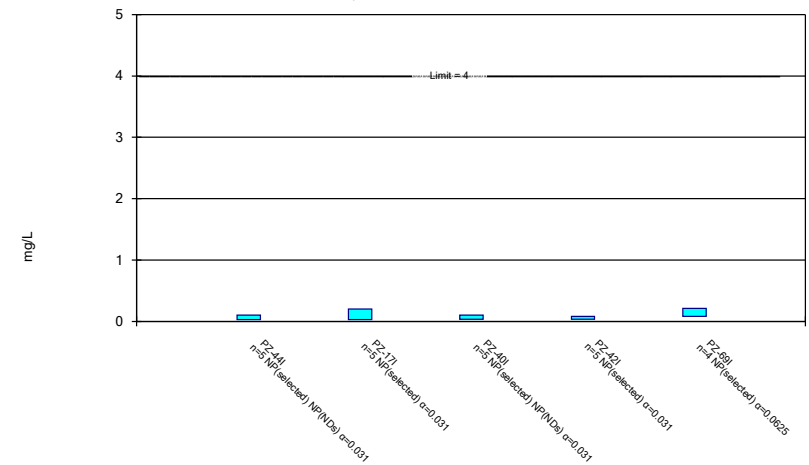


Normality testing disabled.

Constituent: Fluoride, total Analysis Run 9/27/2023 5:42 PM View: Appendix IV - Non-Parametric
Plant Scherer Client: Southern Company Data: Scherer AP

Non-Parametric Confidence Interval

Compliance Limit is not exceeded.




Normality testing disabled.

Constituent: Fluoride, total Analysis Run 9/27/2023 5:42 PM View: Appendix IV - Non-Parametric
Plant Scherer Client: Southern Company Data: Scherer AP

Non-Parametric Confidence Interval

Compliance Limit is not exceeded.

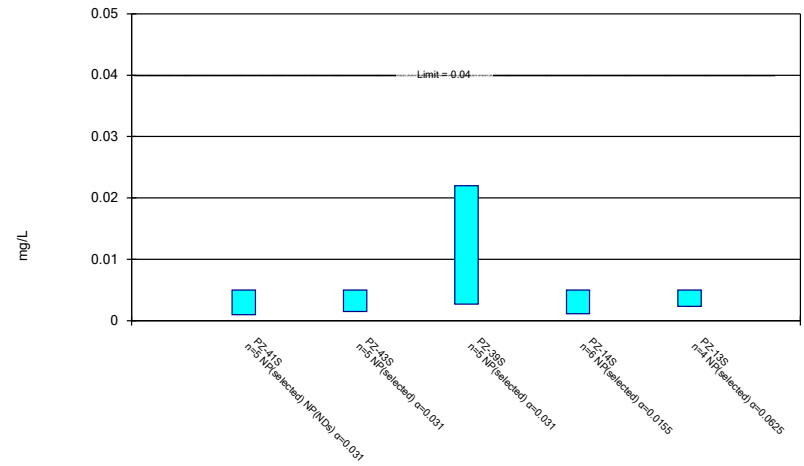


Normality testing disabled.

Constituent: Lead Analysis Run 9/27/2023 5:42 PM View: Appendix IV - Non-Parametric Plant Scherer Client: Southern Company Data: Scherer AP

Non-Parametric Confidence Interval

Compliance Limit is not exceeded.

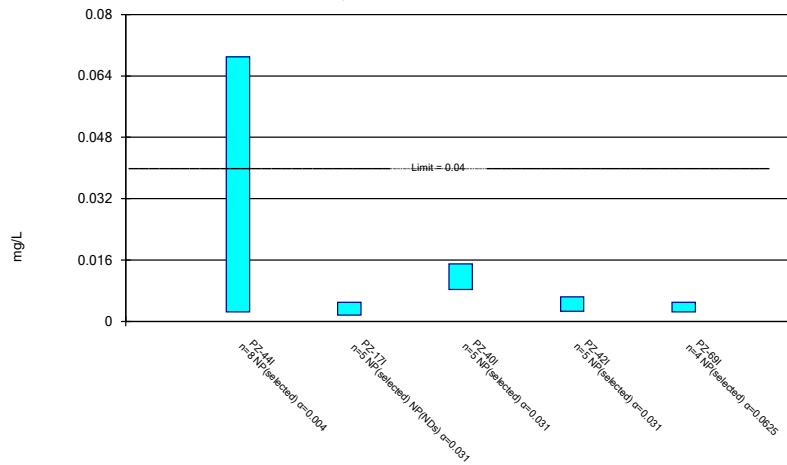


Normality testing disabled.

Constituent: Lithium Analysis Run 9/27/2023 5:42 PM View: Appendix IV - Non-Parametric Plant Scherer Client: Southern Company Data: Scherer AP

Non-Parametric Confidence Interval

Compliance Limit is not exceeded.

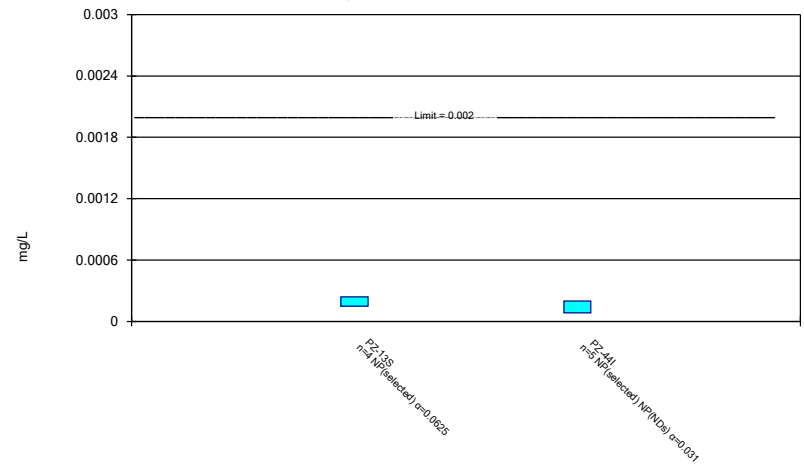


Normality testing disabled.

Constituent: Lithium Analysis Run 9/27/2023 5:42 PM View: Appendix IV - Non-Parametric Plant Scherer Client: Southern Company Data: Scherer AP

Non-Parametric Confidence Interval

Compliance Limit is not exceeded.

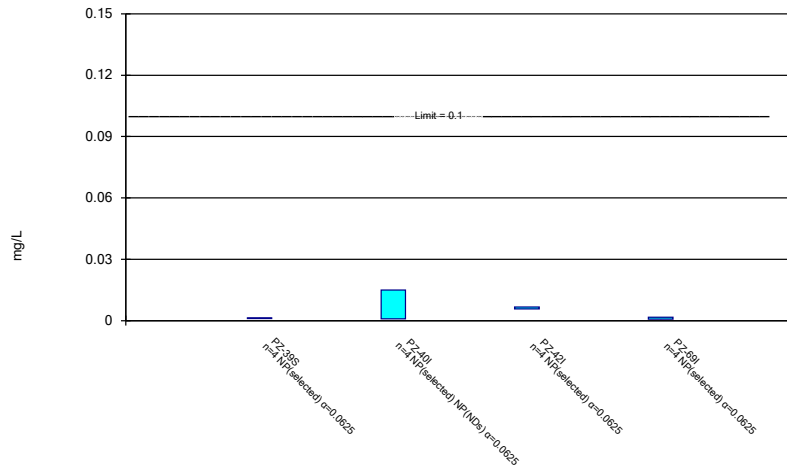


Normality testing disabled.

Constituent: Mercury Analysis Run 9/27/2023 5:42 PM View: Appendix IV - Non-Parametric Plant Scherer Client: Southern Company Data: Scherer AP

Non-Parametric Confidence Interval

Compliance Limit is not exceeded.

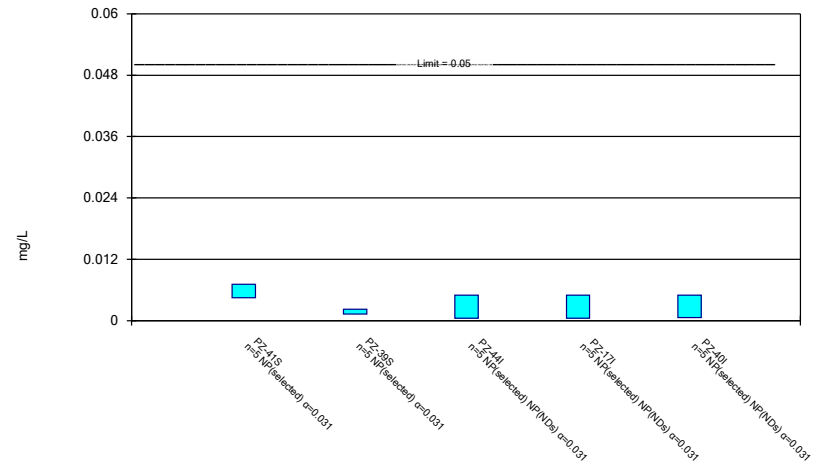


Normality testing disabled.

Constituent: Molybdenum Analysis Run 9/27/2023 5:42 PM View: Appendix IV - Non-Parametric
Plant Scherer Client: Southern Company Data: Scherer AP

Non-Parametric Confidence Interval

Compliance Limit is not exceeded.

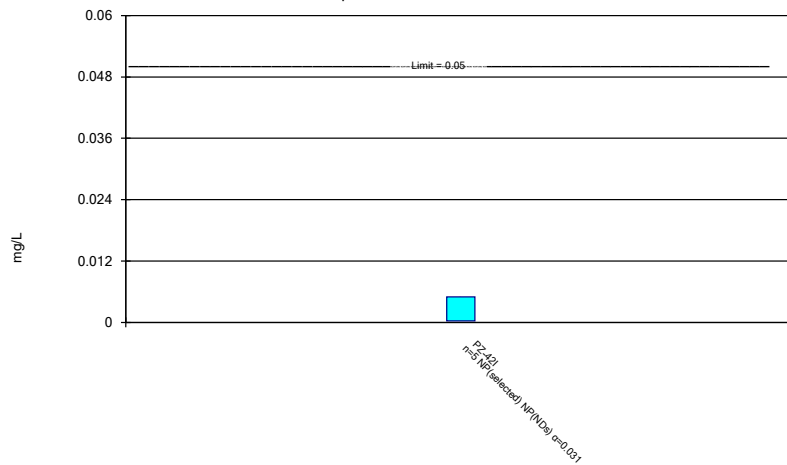


Normality testing disabled.

Constituent: Selenium Analysis Run 9/27/2023 5:42 PM View: Appendix IV - Non-Parametric
Plant Scherer Client: Southern Company Data: Scherer AP

Non-Parametric Confidence Interval

Compliance Limit is not exceeded.



Normality testing disabled.

Constituent: Selenium Analysis Run 9/27/2023 5:42 PM View: Appendix IV - Non-Parametric
Plant Scherer Client: Southern Company Data: Scherer AP

Confidence Interval

Constituent: Antimony (mg/L) Analysis Run 9/27/2023 5:44 PM View: Appendix IV - Non-Parametric
Plant Scherer Client: Southern Company Data: Scherer AP

	PZ-13S	PZ-171	PZ-40I
2/8/2022	<0.002		
2/9/2022		0.00061 (J)	
2/10/2022			<0.002
8/23/2022			0.00089 (J)
8/24/2022	<0.002	<0.002	
2/23/2023	<0.002	<0.002	
2/24/2023			<0.002
8/1/2023		<0.002	<0.002
8/2/2023	0.00046 (J)		
Mean	0.001615	0.001653	0.001723
Std. Dev.	0.00077	0.000695	0.000555
Upper Lim.	0.002	0.002	0.002
Lower Lim.	0.00046	0.00061	0.00089

Confidence Interval

Constituent: Arsenic (mg/L) Analysis Run 9/27/2023 5:44 PM View: Appendix IV - Non-Parametric
Plant Scherer Client: Southern Company Data: Scherer AP

	PZ-39S	PZ-42I	PZ-69I
10/17/2018	0.0019		
10/18/2018		<0.001	
2/9/2022	<0.001	<0.001	
2/10/2022			0.00059 (J)
8/22/2022		0.00049 (J)	
8/23/2022	0.00028 (J)		
8/24/2022			0.00074 (J)
2/23/2023		<0.001	
2/24/2023	<0.001		0.0007 (J)
8/2/2023	<0.001	<0.001	<0.001
Mean	0.001036	0.000898	0.0007575
Std. Dev.	0.0005749	0.0002281	0.0001737
Upper Lim.	0.0019	0.001	0.001
Lower Lim.	0.00028	0.00049	0.00059

Confidence Interval

Constituent: Barium (mg/L) Analysis Run 9/27/2023 5:44 PM View: Appendix IV - Non-Parametric
Plant Scherer Client: Southern Company Data: Scherer AP

	PZ-41S	PZ-43S	PZ-39S	PZ-14S	PZ-13S
10/17/2018			0.02		
10/18/2018	0.059	0.12			
2/8/2022				0.033	0.049
2/9/2022	0.026	0.085	0.04		
8/23/2022			0.039	0.034	
8/24/2022	0.025	0.07			0.046
2/23/2023	0.026			0.036	0.049
2/24/2023		0.076	0.045		
8/1/2023				0.034	
8/2/2023	0.023	0.074	0.043		0.046
Mean	0.0318	0.085	0.0374	0.03425	0.0475
Std. Dev.	0.01525	0.02032	0.01001	0.001258	0.001732
Upper Lim.	0.059	0.12	0.045	0.036	0.049
Lower Lim.	0.023	0.07	0.02	0.033	0.046

Confidence Interval

Constituent: Barium (mg/L) Analysis Run 9/27/2023 5:44 PM View: Appendix IV - Non-Parametric
Plant Scherer Client: Southern Company Data: Scherer AP

	PZ-44I	PZ-17I	PZ-40I	PZ-42I	PZ-69I
10/16/2018	0.014				
10/18/2018		0.055	0.089	0.1	
2/9/2022	0.0078 (J)	0.06		0.056	
2/10/2022			0.042		0.14
8/22/2022				0.052	
8/23/2022			0.055		
8/24/2022	0.0079 (J)	0.058			0.13
2/23/2023		0.062		0.052	
2/24/2023			0.039		0.16
2/28/2023	0.008 (J)				
8/1/2023		0.054	0.038		
8/2/2023	0.0092 (J)			0.05	0.17
Mean	0.00938	0.0578	0.0526	0.062	0.15
Std. Dev.	0.002644	0.003347	0.02145	0.02135	0.01826
Upper Lim.	0.014	0.062	0.089	0.1	0.17
Lower Lim.	0.0078	0.054	0.038	0.05	0.13

Confidence Interval

Constituent: Chromium (mg/L) Analysis Run 9/27/2023 5:44 PM View: Appendix IV - Non-Parametric
Plant Scherer Client: Southern Company Data: Scherer AP

	PZ-41S	PZ-43S	PZ-39S	PZ-14S	PZ-13S
10/17/2018			0.0027		
10/18/2018	<0.0025	<0.002			
2/8/2022				0.0018 (J)	0.003
2/9/2022	0.0058	<0.002	0.028		
8/23/2022			0.014	0.0024	
8/24/2022	0.0051	<0.002			0.0034
2/23/2023	0.0059			0.0022	0.0034
2/24/2023		0.002	0.03		
8/1/2023				0.0021	
8/2/2023	0.0056	0.0012 (J)	0.026		0.0027
Mean	0.00498	0.00184	0.02014	0.002125	0.003125
Std. Dev.	0.00142	0.0003578	0.01157	0.00025	0.0003403
Upper Lim.	0.0059	0.002	0.03	0.0024	0.0034
Lower Lim.	0.0025	0.0012	0.0027	0.0018	0.0027

Confidence Interval

Constituent: Chromium (mg/L) Analysis Run 9/27/2023 5:44 PM View: Appendix IV - Non-Parametric
Plant Scherer Client: Southern Company Data: Scherer AP

	PZ-441	PZ-171	PZ-421
10/16/2018	0.0046		
10/18/2018		0.0049	<0.002
2/9/2022	<0.002	0.0036	<0.002
8/22/2022			0.003
8/24/2022	<0.002	0.0037	
2/23/2023		0.0042	<0.002
2/28/2023	<0.002		
8/1/2023		0.0027	
8/2/2023	<0.002		<0.002
Mean	0.00252	0.00382	0.0022
Std. Dev.	0.001163	0.0008106	0.0004472
Upper Lim.	0.0046	0.0049	0.003
Lower Lim.	0.002	0.0027	0.002

Confidence Interval

Constituent: Cobalt (mg/L) Analysis Run 9/27/2023 5:44 PM View: Appendix IV - Non-Parametric
 Plant Scherer Client: Southern Company Data: Scherer AP

	PZ-41S	PZ-43S	PZ-39S	PZ-14S	PZ-13S
10/17/2018			0.00051 (J)		
10/18/2018	0.0092	0.0086			
9/18/2020					0.0057
4/2/2021			0.0003 (J)	0.00019 (J)	0.007
4/5/2021	0.0012 (J)				
4/7/2021		0.00097 (J)			
8/18/2021		0.00025 (J)		0.0003 (J)	
8/19/2021	0.0013 (J)		0.00028 (J)		
8/20/2021					0.006
2/8/2022				0.00028 (J)	0.0052
2/9/2022	0.00093 (J)	<0.0025	<0.0025		
8/23/2022			<0.0025	0.00046 (J)	
8/24/2022	0.001 (J)	<0.0025			0.0059
2/23/2023	0.0004 (J)			<0.0025	0.0057
2/24/2023		<0.0025	<0.0025		
8/1/2023				0.00039 (J)	
8/2/2023	0.00036 (J)	<0.0025	0.00033 (J)		0.0057
Mean	0.002056	0.002831	0.001274	0.0006867	0.005886
Std. Dev.	0.003171	0.002703	0.001149	0.0008932	0.0005521
Upper Lim.	0.0092	0.0086	0.0025	0.0025	0.007
Lower Lim.	0.00036	0.00025	0.00028	0.00019	0.0052

Confidence Interval

Constituent: Cobalt (mg/L) Analysis Run 9/27/2023 5:44 PM View: Appendix IV - Non-Parametric
Plant Scherer Client: Southern Company Data: Scherer AP

	PZ-44I	PZ-40I	PZ-42I	PZ-69I
10/16/2018	0.0021 (J)			
10/18/2018		0.0076	0.0064	
2/9/2022	0.0024 (J)		0.00061 (J)	
2/10/2022		0.0025		0.002 (J)
8/22/2022			0.0012 (J)	
8/23/2022		0.0029		
8/24/2022	0.0016 (J)			0.0013 (J)
2/23/2023			<0.0025	
2/24/2023		0.0014 (J)		0.0021 (J)
2/28/2023	0.0019 (J)			
8/1/2023		0.0014 (J)		
8/2/2023	0.0022 (J)		0.00041 (J)	0.0032
Mean	0.00204	0.00316	0.002224	0.00215
Std. Dev.	0.000305	0.00257	0.002473	0.0007853
Upper Lim.	0.0024	0.0076	0.0064	0.0032
Lower Lim.	0.0016	0.0014	0.00041	0.0013

Confidence Interval

Constituent: Combined Radium 226 + 228 (pCi/L) Analysis Run 9/27/2023 5:44 PM View: Appendix IV - Non-Parametric

Plant Scherer Client: Southern Company Data: Scherer AP

	PZ-41S	PZ-43S	PZ-39S	PZ-14S	PZ-13S
10/17/2018			0.0623 (U)		
10/18/2018	0.698	1.64			
2/18/2020				0.163 (U)	
2/19/2020	0.216 (U)				
2/8/2022				0.0627 (U)	-0.0564 (U)
2/9/2022	0.229 (U)	0.412 (U)	0.332 (U)		
8/23/2022			0.565	0.432 (U)	
8/24/2022	0.456	0.241 (U)			0.234 (U)
2/23/2023	0.168 (U)			0.413 (U)	-0.0151 (U)
2/24/2023		0.602	0.131 (U)		
8/1/2023				0.451 (U)	
8/2/2023	-0.192 (U)	0.256 (U)	0.537 (U)		0.262 (U)
Mean	0.2625	0.6302	0.3255	0.3043	0.1061
Std. Dev.	0.2986	0.583	0.2287	0.1789	0.1651
Upper Lim.	0.698	1.64	0.565	0.451	0.262
Lower Lim.	-0.192	0.241	0.0623	0.0627	-0.0564

Confidence Interval

Constituent: Combined Radium 226 + 228 (pCi/L) Analysis Run 9/27/2023 5:44 PM View: Appendix IV - Non-Parametric

Plant Scherer Client: Southern Company Data: Scherer AP

	PZ-44I	PZ-17I	PZ-40I	PZ-42I	PZ-69I
10/16/2018	0.551 (U)				
10/18/2018		0.882	1.59	0.188 (U)	
2/9/2022	0.237 (U)	0.31 (U)		0.274 (U)	
2/10/2022			0.366 (U)		0.418 (U)
8/22/2022				0.401 (U)	
8/23/2022			0.986		
8/24/2022	0.0981 (U)	0.125 (U)			0.458
2/23/2023		0.255 (U)		0.651	
2/24/2023			0.714		-0.097 (U)
2/28/2023	-0.0607 (U)				
8/1/2023		0.207 (U)	0.488 (U)		
8/2/2023	-0.0242 (U)			0.426 (U)	0.374 (U)
Mean	0.1602	0.3558	0.8288	0.388	0.2883
Std. Dev.	0.2476	0.3019	0.4867	0.1759	0.2591
Upper Lim.	0.551	0.882	1.59	0.651	0.458
Lower Lim.	-0.0607	0.125	0.366	0.188	-0.097

Confidence Interval

Constituent: Fluoride, total (mg/L) Analysis Run 9/27/2023 5:44 PM View: Appendix IV - Non-Parametric

Plant Scherer Client: Southern Company Data: Scherer AP

	PZ-41S	PZ-43S	PZ-39S	PZ-14S	PZ-13S
10/17/2018			0.087 (J)		
10/18/2018	<0.1	<0.1			
2/8/2022				<0.1	<0.1
2/9/2022	<0.1	0.028 (J)	<0.1		
8/23/2022			0.043 (J)	0.029 (J)	
8/24/2022	0.035 (J)	0.037 (J)			0.069 (J)
2/23/2023	0.06 (J)			0.043 (J)	0.042 (J)
2/24/2023		0.042 (J)	0.062 (J)		
8/1/2023				<0.1	
8/2/2023	<0.1	<0.1	0.04 (J)		<0.1
Mean	0.079	0.0614	0.0664	0.068	0.07775
Std. Dev.	0.03008	0.03559	0.02654	0.03739	0.02796
Upper Lim.	0.1	0.1	0.1	0.1	0.1
Lower Lim.	0.035	0.028	0.04	0.029	0.042

Confidence Interval

Constituent: Fluoride, total (mg/L) Analysis Run 9/27/2023 5:44 PM View: Appendix IV - Non-Parametric

Plant Scherer Client: Southern Company Data: Scherer AP

	PZ-44I	PZ-17I	PZ-40I	PZ-42I	PZ-69I
10/16/2018	<0.1				
10/18/2018		<0.2	<0.1	0.083 (J)	
2/9/2022	<0.1	0.028 (J)		0.033 (J)	
2/10/2022			<0.1		0.15
8/22/2022				0.043 (J)	
8/23/2022			0.036 (J)		
8/24/2022	0.031 (J)	0.046 (J)			0.21
2/23/2023		0.049 (J)		0.079 (J)	
2/24/2023			0.047 (J)		0.083 (J)
2/28/2023	0.034 (J)				
8/1/2023		0.052 (J)	<0.1		
8/2/2023	<0.1			0.053 (J)	0.087 (J)
Mean	0.073	0.075	0.0766	0.0582	0.1325
Std. Dev.	0.03699	0.0705	0.03228	0.02203	0.06009
Upper Lim.	0.1	0.2	0.1	0.083	0.21
Lower Lim.	0.031	0.028	0.036	0.033	0.083

Confidence Interval

Constituent: Lead (mg/L) Analysis Run 9/27/2023 5:44 PM View: Appendix IV - Non-Parametric
Plant Scherer Client: Southern Company Data: Scherer AP

	PZ-421
10/18/2018	<0.001
2/9/2022	<0.001
8/22/2022	0.00019 (J)
2/23/2023	<0.001
8/2/2023	<0.001
Mean	0.000838
Std. Dev.	0.0003622
Upper Lim.	0.001
Lower Lim.	0.00019

Confidence Interval

Constituent: Lithium (mg/L) Analysis Run 9/27/2023 5:44 PM View: Appendix IV - Non-Parametric
 Plant Scherer Client: Southern Company Data: Scherer AP

	PZ-41S	PZ-43S	PZ-39S	PZ-14S	PZ-13S
10/17/2018			0.0027 (J)		
10/18/2018	0.0029 (J)	0.0015 (J)			
4/2/2021				<0.005	
8/18/2021				<0.005	
2/8/2022				0.0015 (J)	0.0025 (J)
2/9/2022	<0.005	0.0031 (J)	0.012		
8/23/2022			0.022	0.0011 (J)	
8/24/2022	0.00099 (J)	0.0032 (J)			0.0023 (J)
2/23/2023	<0.005			0.0022 (J)	0.0033 (J)
2/24/2023		0.0046 (J)	0.0071		
8/1/2023				<0.005	
8/2/2023	<0.005	<0.005	0.0063		<0.005
Mean	0.003778	0.00348	0.01002	0.0033	0.003275
Std. Dev.	0.001804	0.001388	0.007473	0.001895	0.001228
Upper Lim.	0.005	0.005	0.022	0.005	0.005
Lower Lim.	0.00099	0.0015	0.0027	0.0011	0.0023

Confidence Interval

Constituent: Lithium (mg/L) Analysis Run 9/27/2023 5:44 PM View: Appendix IV - Non-Parametric
 Plant Scherer Client: Southern Company Data: Scherer AP

	PZ-44I	PZ-17I	PZ-40I	PZ-42I	PZ-69I
10/16/2018	0.069				
10/18/2018		0.0017 (J)	0.015	0.004 (J)	
3/2/2020	<0.005				
4/7/2021	0.02				
8/18/2021	0.0095				
2/9/2022	0.01	<0.005		0.0026 (J)	
2/10/2022			0.01		0.0029 (J)
8/22/2022				0.0036 (J)	
8/23/2022			0.01		
8/24/2022	0.011	<0.005			0.0025 (J)
2/23/2023		0.0016 (J)		0.0064	
2/24/2023			0.011		0.0026 (J)
2/28/2023	0.014				
8/1/2023		<0.005	0.0083		
8/2/2023	0.015			0.0055	<0.005
Mean	0.01887	0.00366	0.01086	0.00442	0.00325
Std. Dev.	0.02087	0.001835	0.00251	0.001521	0.001179
Upper Lim.	0.069	0.005	0.015	0.0064	0.005
Lower Lim.	0.0025	0.0016	0.0083	0.0026	0.0025

Confidence Interval

Constituent: Mercury (mg/L) Analysis Run 9/27/2023 5:44 PM View: Appendix IV - Non-Parametric
Plant Scherer Client: Southern Company Data: Scherer AP

	PZ-13S	PZ-44I
10/16/2018		8.4E-05 (J)
2/8/2022	0.00022	
2/9/2022		<0.0002
8/24/2022	0.00024	<0.0002
2/23/2023	0.00015 (J)	
2/28/2023		<0.0002
8/2/2023	0.00016 (J)	<0.0002
Mean	0.0001925	0.0001768
Std. Dev.	4.425E-05	5.188E-05
Upper Lim.	0.00024	0.0002
Lower Lim.	0.00015	8.4E-05

Confidence Interval

Constituent: Molybdenum (mg/L) Analysis Run 9/27/2023 5:44 PM View: Appendix IV - Non-Parametric
Plant Scherer Client: Southern Company Data: Scherer AP

	PZ-39S	PZ-40I	PZ-42I	PZ-69I
2/9/2022	0.0011 (J)		0.0057 (J)	
2/10/2022		<0.015		0.0017 (J)
8/22/2022			0.0062 (J)	
8/23/2022	0.0013 (J)	0.00079 (J)		
8/24/2022				0.00081 (J)
2/23/2023			0.0066 (J)	
2/24/2023	0.0011 (J)	<0.015		0.00069 (J)
8/1/2023		<0.015		
8/2/2023	0.0011 (J)		0.0062 (J)	0.0011 (J)
Mean	0.00115	0.01145	0.006175	0.001075
Std. Dev.	0.0001	0.007105	0.0003686	0.0004508
Upper Lim.	0.0013	0.015	0.0066	0.0017
Lower Lim.	0.0011	0.00079	0.0057	0.00069

Confidence Interval

Constituent: Selenium (mg/L) Analysis Run 9/27/2023 5:44 PM View: Appendix IV - Non-Parametric

Plant Scherer Client: Southern Company Data: Scherer AP

	PZ-41S	PZ-39S	PZ-44I	PZ-17I	PZ-40I
10/16/2018			0.00046 (J)		
10/17/2018		<0.0013			
10/18/2018	0.0045			0.00047 (J)	0.00059 (J)
2/9/2022	0.0061	0.0022 (J)	<0.005	<0.005	
2/10/2022					<0.005
8/23/2022		0.0014 (J)			<0.005
8/24/2022	0.0062		<0.005	<0.005	
2/23/2023	0.0071			<0.005	
2/24/2023		0.0019 (J)			<0.005
2/28/2023			<0.005		
8/1/2023				<0.005	<0.005
8/2/2023	0.0069	0.0014 (J)	<0.005		
Mean	0.00616	0.00164	0.004092	0.004094	0.004118
Std. Dev.	0.001024	0.0003912	0.00203	0.002026	0.001972
Upper Lim.	0.0071	0.0022	0.005	0.005	0.005
Lower Lim.	0.0045	0.0013	0.00046	0.00047	0.00059

Confidence Interval

Constituent: Selenium (mg/L) Analysis Run 9/27/2023 5:44 PM View: Appendix IV - Non-Parametric
Plant Scherer Client: Southern Company Data: Scherer AP

	PZ-421
10/18/2018	0.00026 (J)
2/9/2022	<0.005
8/22/2022	<0.005
2/23/2023	<0.005
8/2/2023	<0.005
Mean	0.004052
Std. Dev.	0.00212
Upper Lim.	0.005
Lower Lim.	0.00026

FIGURE I.

Appendix IV Trend Tests - Confidence Interval Exceedances - Significant Results

Plant Scherer Client: Southern Company Data: Scherer AP Printed 9/27/2023, 2:26 PM

<u>Constituent</u>	<u>Well</u>	<u>Slope</u>	<u>Calc.</u>	<u>Critical</u>	<u>Sig.</u>	<u>N</u>	<u>%NDs</u>	<u>Normality</u>	<u>Xform</u>	<u>Alpha</u>	<u>Method</u>
Cobalt (mg/L)	SGWA-1 (bg)	-0.002329	-204	-81	Yes	24	0	n/a	n/a	0.05	NP
Cobalt (mg/L)	SGWA-25 (bg)	-0.001903	-202	-81	Yes	24	12.5	n/a	n/a	0.05	NP
Cobalt (mg/L)	SGWC-11	-0.002662	-196	-81	Yes	24	0	n/a	n/a	0.05	NP
Cobalt (mg/L)	SGWC-18	-0.007058	-91	-81	Yes	24	0	n/a	n/a	0.05	NP
Cobalt (mg/L)	SGWC-20	-0.02244	-183	-81	Yes	24	0	n/a	n/a	0.05	NP

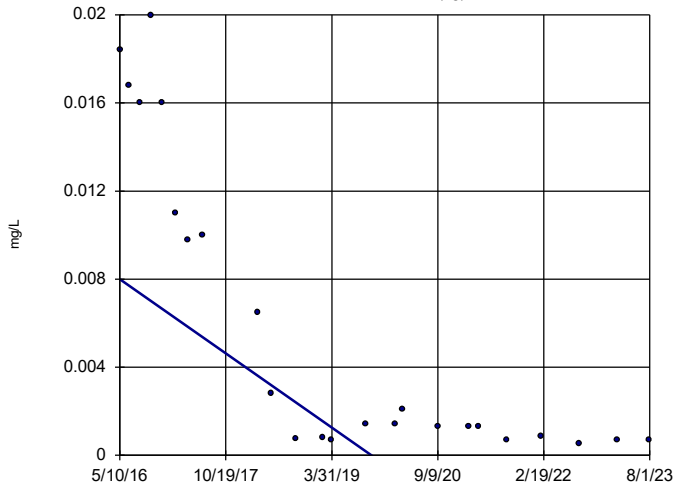
Appendix IV Trend Tests - Confidence Interval Exceedances - All Results

Plant Scherer Client: Southern Company Data: Scherer AP Printed 9/27/2023, 2:26 PM

Constituent	Well	Slope	Calc.	Critical	Sig.	N	%NDs	Normality	Xform	Alpha	Method
Cobalt (mg/L)	SGWA-1 (bg)	-0.002329	-204	-81	Yes	24	0	n/a	n/a	0.05	NP
Cobalt (mg/L)	SGWA-2 (bg)	0	7	81	No	24	91.67	n/a	n/a	0.05	NP
Cobalt (mg/L)	SGWA-24 (bg)	0	-7	-81	No	24	66.67	n/a	n/a	0.05	NP
Cobalt (mg/L)	SGWA-25 (bg)	-0.001903	-202	-81	Yes	24	12.5	n/a	n/a	0.05	NP
Cobalt (mg/L)	SGWA-3 (bg)	0	19	81	No	24	95.83	n/a	n/a	0.05	NP
Cobalt (mg/L)	SGWA-4 (bg)	0	11	81	No	24	91.67	n/a	n/a	0.05	NP
Cobalt (mg/L)	SGWA-5 (bg)	0	0	81	No	24	100	n/a	n/a	0.05	NP
Cobalt (mg/L)	SGWC-10	0	0	81	No	24	0	n/a	n/a	0.05	NP
Cobalt (mg/L)	SGWC-11	-0.002662	-196	-81	Yes	24	0	n/a	n/a	0.05	NP
Cobalt (mg/L)	SGWC-15	-0.002073	-57	-81	No	24	0	n/a	n/a	0.05	NP
Cobalt (mg/L)	SGWC-18	-0.007058	-91	-81	Yes	24	0	n/a	n/a	0.05	NP
Cobalt (mg/L)	SGWC-20	-0.02244	-183	-81	Yes	24	0	n/a	n/a	0.05	NP

Sen's Slope Estimator

SGWA-1 (bg)



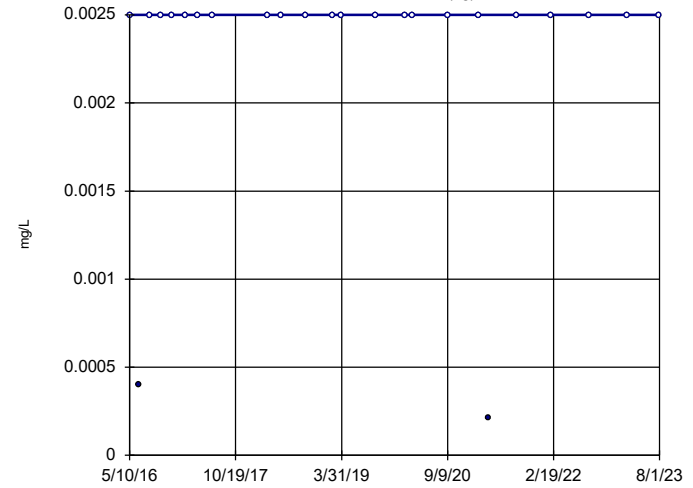
n = 24
 Slope = -0.002329
 units per year.
 Mann-Kendall
 statistic = -204
 critical = -81
 Decreasing trend
 significant at 95%
 confidence level
 (α = 0.025 per
 tail).

Constituent: Cobalt Analysis Run 9/27/2023 2:25 PM View: Appendix IV Trend Test
 Plant Scherer Client: Southern Company Data: Scherer AP

Hollow symbols indicate censored values.

Sen's Slope Estimator

SGWA-2 (bg)



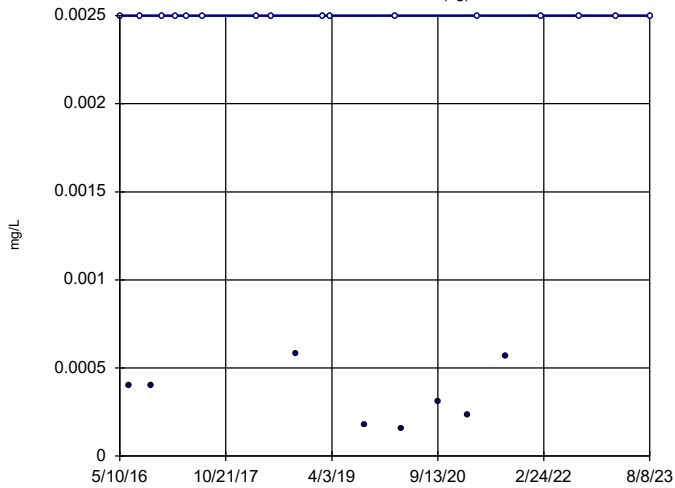
n = 24
 Slope = 0
 units per year.
 Mann-Kendall
 statistic = 7
 critical = 81
 Trend not sig-
 nificant at 95%
 confidence level
 (α = 0.025 per
 tail).

Constituent: Cobalt Analysis Run 9/27/2023 2:25 PM View: Appendix IV Trend Test
 Plant Scherer Client: Southern Company Data: Scherer AP

Hollow symbols indicate censored values.

Sen's Slope Estimator

SGWA-24 (bg)



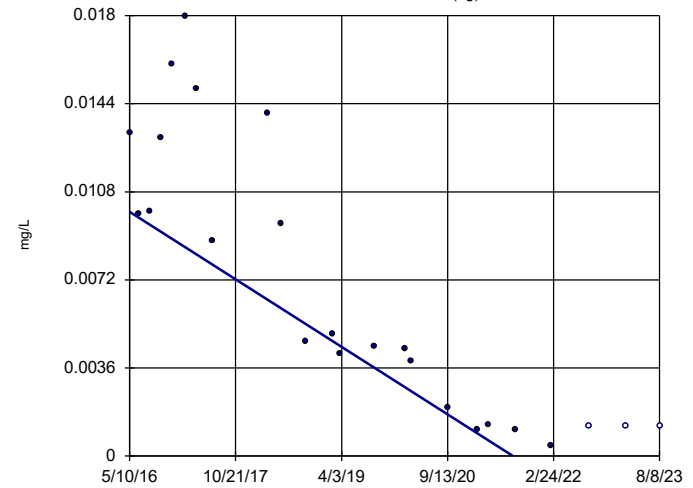
n = 24
 Slope = 0
 units per year.
 Mann-Kendall
 statistic = -7
 critical = -81
 Trend not sig-
 nificant at 95%
 confidence level
 (α = 0.025 per
 tail).

Constituent: Cobalt Analysis Run 9/27/2023 2:25 PM View: Appendix IV Trend Test
 Plant Scherer Client: Southern Company Data: Scherer AP

Hollow symbols indicate censored values.

Sen's Slope Estimator

SGWA-25 (bg)

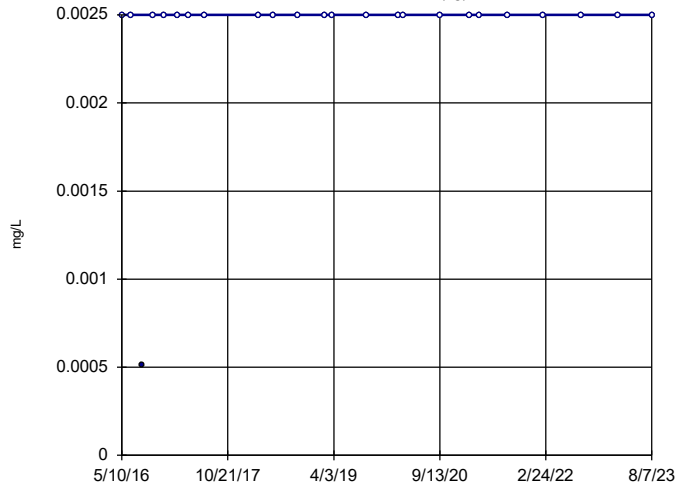


n = 24
 Slope = -0.001903
 units per year.
 Mann-Kendall
 statistic = -202
 critical = -81
 Decreasing trend
 significant at 95%
 confidence level
 (α = 0.025 per
 tail).

Constituent: Cobalt Analysis Run 9/27/2023 2:25 PM View: Appendix IV Trend Test
 Plant Scherer Client: Southern Company Data: Scherer AP

Sen's Slope Estimator

SGWA-3 (bg)

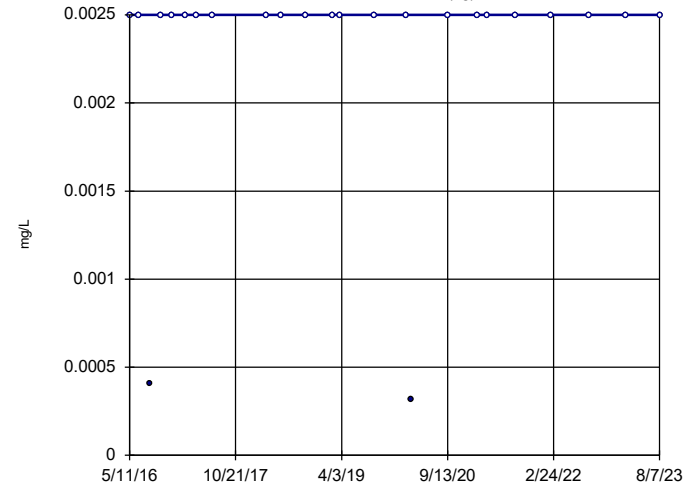


n = 24
 Slope = 0
 units per year.
 Mann-Kendall
 statistic = 19
 critical = 81
 Trend not sig-
 nificant at 95%
 confidence level
 ($\alpha = 0.025$ per
 tail).

Constituent: Cobalt Analysis Run 9/27/2023 2:25 PM View: Appendix IV Trend Test
 Plant Scherer Client: Southern Company Data: Scherer AP

Sen's Slope Estimator

SGWA-4 (bg)

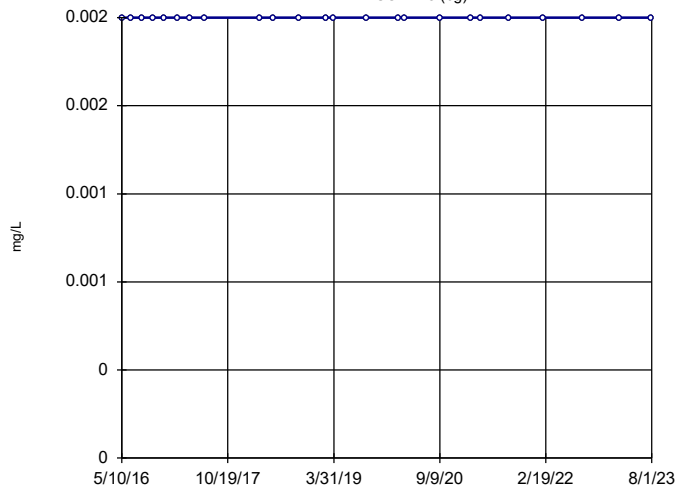


n = 24
 Slope = 0
 units per year.
 Mann-Kendall
 statistic = 11
 critical = 81
 Trend not sig-
 nificant at 95%
 confidence level
 ($\alpha = 0.025$ per
 tail).

Constituent: Cobalt Analysis Run 9/27/2023 2:25 PM View: Appendix IV Trend Test
 Plant Scherer Client: Southern Company Data: Scherer AP

Sen's Slope Estimator

SGWA-5 (bg)

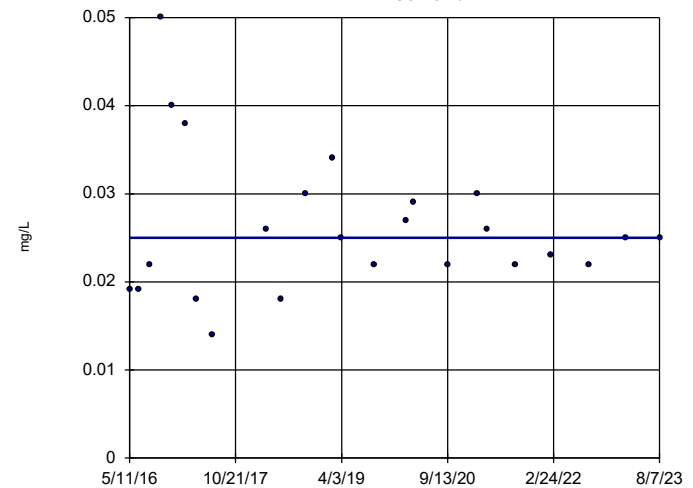


n = 24
 Slope = 0
 units per year.
 Mann-Kendall
 statistic = 0
 critical = 81
 Trend not sig-
 nificant at 95%
 confidence level
 ($\alpha = 0.025$ per
 tail).

Constituent: Cobalt Analysis Run 9/27/2023 2:25 PM View: Appendix IV Trend Test
 Plant Scherer Client: Southern Company Data: Scherer AP

Sen's Slope Estimator

SGWC-10

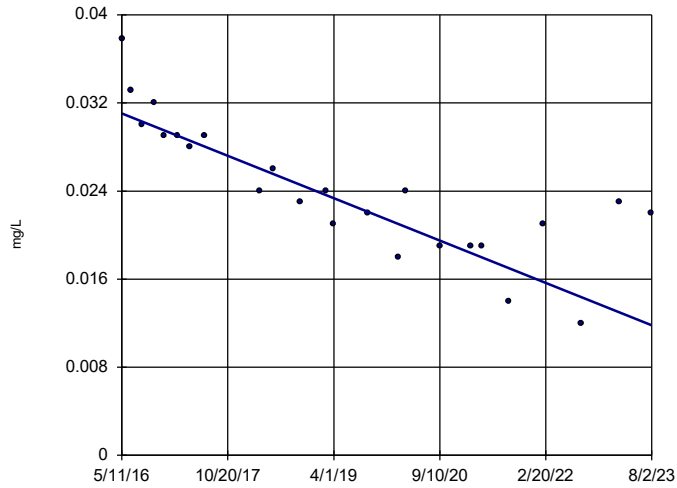


n = 24
 Slope = 0
 units per year.
 Mann-Kendall
 statistic = 0
 critical = 81
 Trend not sig-
 nificant at 95%
 confidence level
 ($\alpha = 0.025$ per
 tail).

Constituent: Cobalt Analysis Run 9/27/2023 2:25 PM View: Appendix IV Trend Test
 Plant Scherer Client: Southern Company Data: Scherer AP

Sen's Slope Estimator

SGWC-11

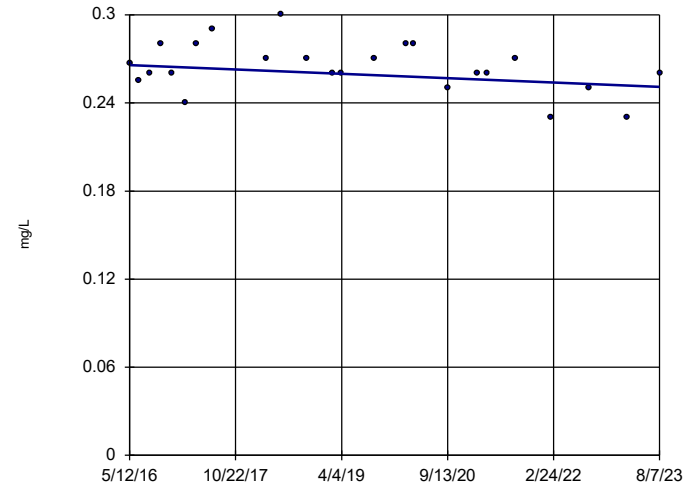


n = 24
 Slope = -0.002662
 units per year.
 Mann-Kendall
 statistic = -196
 critical = -81
 Decreasing trend
 significant at 95%
 confidence level
 ($\alpha = 0.025$ per
 tail).

Constituent: Cobalt Analysis Run 9/27/2023 2:25 PM View: Appendix IV Trend Test
 Plant Scherer Client: Southern Company Data: Scherer AP

Sen's Slope Estimator

SGWC-15

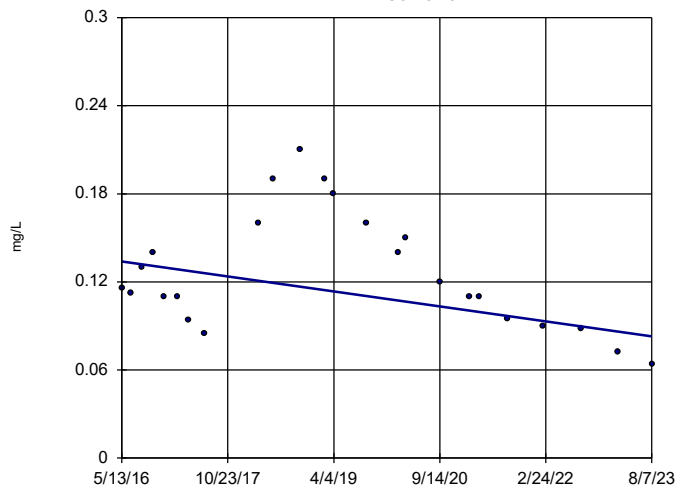


n = 24
 Slope = -0.002073
 units per year.
 Mann-Kendall
 statistic = -57
 critical = -81
 Trend not sig-
 nificant at 95%
 confidence level
 ($\alpha = 0.025$ per
 tail).

Constituent: Cobalt Analysis Run 9/27/2023 2:25 PM View: Appendix IV Trend Test
 Plant Scherer Client: Southern Company Data: Scherer AP

Sen's Slope Estimator

SGWC-18

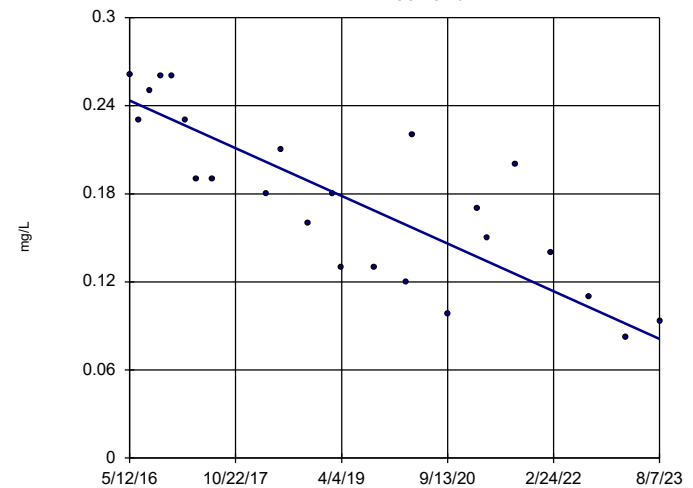


n = 24
 Slope = -0.007058
 units per year.
 Mann-Kendall
 statistic = -91
 critical = -81
 Decreasing trend
 significant at 95%
 confidence level
 ($\alpha = 0.025$ per
 tail).

Constituent: Cobalt Analysis Run 9/27/2023 2:25 PM View: Appendix IV Trend Test
 Plant Scherer Client: Southern Company Data: Scherer AP

Sen's Slope Estimator

SGWC-20



n = 24
 Slope = -0.02244
 units per year.
 Mann-Kendall
 statistic = -183
 critical = -81
 Decreasing trend
 significant at 95%
 confidence level
 ($\alpha = 0.025$ per
 tail).

Constituent: Cobalt Analysis Run 9/27/2023 2:25 PM View: Appendix IV Trend Test
 Plant Scherer Client: Southern Company Data: Scherer AP

APPENDIX E

**Semi-Annual Remedy Selection
and Design Progress Report**



REPORT

2023 Semi-Annual Remedy Selection and Design Progress Report

Georgia Power Company, Plant Scherer Ash Pond 1

Submitted to:



241 Ralph McGill Boulevard
Atlanta, Georgia 30308

Submitted by:

WSP USA Inc.

5170 Peachtree Road Building 100 Suite 300, Atlanta, Georgia, USA 30341
+1 770 496 1893

January 31, 2024



Table of Contents

1.0 INTRODUCTION	5
1.1 Evaluation of Corrective Measures	6
2.0 AP-1 CLOSURE ACTIVITIES	7
3.0 SUMMARY OF WORK COMPLETED	8
3.1 Nature and Extent Delineation	8
3.1.1 Horizontal and Vertical Delineation	8
3.1.2 Transect Soil Borings Investigation	9
3.1.3 Temporary Piezometers	9
3.2 Supplemental Data Collection	9
4.0 UPDATED SITE CONCEPTUAL MODEL	10
5.0 CORRECTIVE MEASURES ALTERNATIVES	10
6.0 PLANNED ACTIVITIES	11
7.0 REFERENCES	11

Tables

Table 1: Evaluation of Remedial Technologies

Table 2: Summary of Monitoring Well and Piezometer Construction Data

Table 3: Proposed ACM Supplemental Data Collection Tasks for January through June 2024

Figures

Figure 1: Site Location Map

Figure 2: Monitoring Well and Piezometer Location Map

Figure 3: Potentiometric Surface Map – July 31, 2023

Figure 4: Transect Boring Locations

Figure 5: Cobalt Isoconcentration Map – August 2023

Figure 5A: Inset A - Cobalt Isoconcentration Map – August 2023

Figure 5B: Inset B - Cobalt Isoconcentration Map – August 2023

Figure 5C: Inset C - Cobalt Isoconcentration Map – August 2023

Appendices

Appendix A: EDR GeoCheck® Report

Appendix B: Soil Analytical Results

Appendix C: Temporary Groundwater Piezometer Data Summary Revision

Certification

This 2023 *Semi-Annual Remedy Selection and Design Progress Report*, Georgia Power Company – Plant Scherer-Ash Pond 1 (AP-1), has been prepared in accordance with the United States Environmental Protection Agency coal combustion residual rule, specifically 40 Code of Federal (CFR) 257.97(a) and the Georgia Environmental Protection Division Rules for Solid Waste Management 391-3-4-.10(6)(a). I hereby certify that I am a qualified groundwater scientist, in accordance with the Georgia Rules of Solid Waste Management, 391-3-4-.01.

WSP USA Inc.



Dawn L. Prell, CPG
Senior Hydrogeologist



Rhonda N. Quinn, PG
Georgia Registered Professional Geologist No. 1031



Mark T. Prytula, PhD, PE
Georgia Licensed Professional Engineer No. 026729

1.0 INTRODUCTION

In accordance with the United States Environmental Protection Agency (US EPA) coal combustion residuals (CCR) rule [40 Code of Federal Regulations (CFR) 257 Subpart D]; published in 80 FR 21302-21501, April 17, 2015 (CCR Rule; USEPA, 2015), WSP USA Inc. (WSP) has prepared this *2023 Semi-Annual Remedy Selection and Design Progress Report Plant Scherer Ash Pond 1* (Semi-Annual Progress Report) for Georgia Power Company (Georgia Power) Plant Scherer Ash Pond 1 (AP-1 or Site). Specifically, this Semi-Annual Progress Report has been prepared pursuant to 40 CFR § 257.97(a) and the Georgia Environmental Protection Division (GA EPD) Rules for Solid Waste Management 391-3-4-.10(6)(a). This Semi-Annual Progress Report documents activities conducted in support of the previously submitted *Assessment of Corrective Measures Report – Plant Scherer Ash Pond 1* (ACM Report; Golder, 2022).

Plant Scherer is a coal-fired power generation facility located in northeast Monroe County approximately 5 miles south of Juliette, GA. A site location map is included as Figure 1.

Pursuant to § 257.96, Georgia Power initiated an ACM for AP-1 on November 18, 2021, to address the occurrence of cobalt in groundwater at statistically significant levels (SSLs). Subsequently, Georgia Power completed an ACM report on April 15, 2022 and posted it to the CCR compliance website in May 2022.

Amongst other topics, this progress report summarizes the laboratory results for soil sample collection conducted in May 2023 in the areas around existing monitoring wells SGWC-15, SGWC-18, and SGWC-20, which have SSLs of cobalt.

A potable well survey of potential groundwater wells within a two-mile radius of AP-1 was conducted in January 2024 and consisted of reviewing federal, state, and county records and online resources. A survey conducted by Environmental Data Resources (EDR) is included in Appendix A. Additional federal, state, and county records and online sources outside of the EDR survey were also reviewed by WSP. The Monroe County Health Department did not respond to WSP's request for information. Five additional state-listed wells were identified through EPD's permitted drinking water wells database. Four industrial wells identified are located on Plant Scherer property. One private well, constructed in 1957 was identified and is located almost two miles to the north-northwest from the center of the site, near Juliette Dam on the Ocmulgee River and not in the same drainage basin as the site. Other than these five new wells, the findings from the January 2024 are consistent with the January 2023 well survey (WSP 2023).

In addition to the assessment monitoring program at the Site, Georgia Power conducted a human health and ecological risk assessment of cobalt SSLs in groundwater at AP-1, which includes Site data through March 2020. The risk evaluation provides one of many lines of evidence that will be reviewed and factored into the remedy selection process, which will be completed in accordance with § 257.97. Based on this risk evaluation, *"constituents evaluated from AP-1 are not expected to pose a risk to human health or the environment. Accordingly, no further risk evaluation for groundwater or surface water is warranted"* (Wood, 2021). Cobalt data collected since March 2020 are consistent with data used in the risk evaluation; therefore, the conclusions of the *2021 Risk Evaluation Report* are supported by current conditions.

1.1 Evaluation of Corrective Measures

Pursuant to § 257.97, Georgia Power is evaluating the potential corrective measures in the ACM report to identify a remedy or combination of remedies as soon as feasible. The following corrective measures have been subject to evaluation for potential use at AP-1:

- Geochemical Approaches (In-Situ Injection)
- Hydraulic Containment (Pump and Treat)
- Monitored Natural Attenuation (MNA)
- In-Situ Solidification/Stabilization (ISS)
- Permeable Reactive Barrier (PRB)
- Phytoremediation
- Subsurface Vertical Barrier Wall (SVBW).

An evaluation of remedial technologies is presented in Table 1. To date, in-situ solidification stabilization and phytoremediation have been removed from consideration. As required by the CCR Rule, this semi-annual progress report describes the progress made in selecting and designing a remedy.

The following remedial alternatives have been retained for further evaluation.

- **Geochemical Approaches (In-Situ Injection):** An injection well network, or other means of introducing reagents or air into the subsurface, is used to provide suitable reagents for either anaerobic or aerobic attenuation of constituents present as SSLs, including cobalt. Under aerobic conditions, soluble iron or manganese and oxygen (either via air sparging or through a chemical oxidant) would be injected to promote the formation of iron or manganese (oxy-) hydroxides for subsequent sorption of cobalt onto these mineral phases. If sufficient iron is present in groundwater, the use of air sparging alone may be considered to precipitate iron (oxy-) hydroxides for sorption. In-situ chemical oxidation (ISCO) or in-situ chemical reduction (ISCR) can be used to chemically alter the redox environment in the subsurface to affect the mobility of certain inorganic compounds.
- **Hydraulic Containment (Pump and Treat):** Hydraulic containment involves extracting groundwater from wells or collection trenches to depress the water table and locally control the flow of groundwater. The proposed technology for a pump-and-treat system would include the installation of vertical and/or angled groundwater extraction wells downgradient of the area(s) targeted for treatment. Groundwater extraction wells can be designed and screened in the unconsolidated saprolite, transition zone, and fractured bedrock materials at the site for effective hydraulic capture. Groundwater extraction wells installed in bedrock can alternatively be completed as open-hole borings to maximize groundwater removal from multiple water-bearing fracture zones at varying depths.
- **Monitored Natural Attenuation (MNA):** MNA relies on natural attenuation processes to achieve site-specific remediation objectives within a reasonable time frame relative to more active methods. Under certain conditions, MNA effectively reduces the dissolved concentrations of inorganic constituents in groundwater through mechanisms such as sorption and/or mineral precipitation.

- **Permeable Reactive Barrier (PRB):** PRB technology typically involves the installation of a permeable subsurface wall constructed with reactive media for the removal of constituents as groundwater flows through the media. Both a combined zero-valent iron (ZVI)-carbon matrix or carbon only (bio-barrier) are likely viable for the removal of cobalt from groundwater. Carbon could be provided as peat moss, mulch, or from another source. Exact placement of the PRB would be contingent on finalization of the nature and extent characterization. PRBs can also be constructed as “funnel and gate” systems, where a barrier wall directs groundwater to a smaller “treatment gate” filled with reactive media.
- **Subsurface Vertical Barrier Wall (SVBW):** This approach involves placing a barrier to groundwater flow in the subsurface to prevent future migration of dissolved constituents to downgradient areas. In general, barrier walls are designed to provide containment; and when fully encompassing, SVBWs may require a pump and treatment system to maintain inward hydraulic gradients and treat extracted water. A variety of barrier materials can be used, including cement and/or bentonite slurries, geomembrane composite materials, or driven materials such as steel or vinyl sheet pile.

Georgia Power proactively initiated adaptive site management as outlined in the ACM Report (Golder, 2022) to support the groundwater remedy selection process and address potential changes in site conditions as appropriate during the AP-1 closure. The adaptive site management approach will take existing site conditions, including natural attenuation mechanisms, into account.

Characterization activities to evaluate attenuation mechanisms at the Site may include collection of data necessary to progressively evaluate the existing and long-term effectiveness of these processes in the aquifer and reduce uncertainty for decision making at each screening step as listed in the EPA guidelines for MNA (US EPA 2007, 2015). The 2007 MNA technical guidance specific to inorganic contaminants contained four “tiers.” The 2015 MNA guidance, which expands on and is designed to be a companion to the 2007 MNA guidance, retains these four “tiers,” but describes them as “phases.”

- **Phase I:** Demonstration that the groundwater plume is *not expanding*.
- **Phase II:** Determination that the *mechanism and rate* of the attenuation process are sufficient.
- **Phase III:** Determination that the *capacity* of the aquifer is sufficient to attenuate the mass of contaminant within the plume and the *stability* of the immobilized contaminant is sufficient to resist re-mobilization.
- **Phase IV:** Design of a *performance monitoring program* based on an understanding of the mechanism of the attenuation process, and establishment of contingency remedies tailored to site-specific characteristics.

2.0 AP-1 CLOSURE ACTIVITIES

The *Amended Written Closure Plan* (Georgia Power, 2020) was prepared in accordance with 40 CFR 257, Subpart D and meets the requirements of 40 CFR 257.102(b) and 391-3-4-.10. The surface impoundment (AP-1) at Plant Scherer is planned to be closed by consolidating the CCR within the 550-acre impoundment to a smaller footprint in accordance with 391-3-4-.10 and 40 CFR 257.102(b)(1)(iii). The proposed closure footprint will consist of two principal regions within the existing AP-1 footprint: a closure-by-removal area located to the north and the consolidated closure-in-place footprint in the south. The two proposed closure areas will be separated by a new northern embankment berm that will buttress the consolidated CCR materials within the consolidated closure-in-place footprint and for the limit of the final cover. The reduced footprint of the consolidated CCR will then be

closed in place. Site work including infrastructure updates have begun in anticipation of closure as the CCR permit application is under review with GA EPD.

3.0 SUMMARY OF WORK COMPLETED

The following sections summarize field investigation activities and supplemental data collected to support site characterization and delineation of identified Appendix IV SSLs, as well as to evaluate the corrective measures presented in the ACM report. The data will be used to evaluate the feasibility, mechanisms, rates, and stability of identified remedial alternatives to address SSLs of cobalt in groundwater at AP-1. An evaluation of the data as they relate to remedy selection alternatives is ongoing and will be presented in future report(s).

3.1 Nature and Extent Delineation

CCR compliance groundwater monitoring-related activities have been performed for AP-1 since September 2016 pursuant to the CCR rule. Georgia Power initiated an assessment monitoring program in November 2018 after identifying statistically significant increases (SSIs) of Appendix III parameters in groundwater. Pursuant to § 257.95, samples were collected from the detection and assessment monitoring wells and analyzed for Appendix IV constituents.

Assessment monitoring groundwater data show SSLs of cobalt at monitoring wells SGWC-10, SGWC-11, SGWC-15, SGWC-18, and SGWC-20. Details are provided in the *2023 Annual Groundwater Monitoring and Corrective Action Report (WSP, 2024)*.

The locations of the Site monitoring wells and piezometers are shown on Figure 2. Table 2 provides a summary of construction details for each of the Site monitoring wells and piezometers, respectively. A potentiometric surface map illustrating the July 31, 2023, potentiometric surface elevations is provided as Figure 3.

3.1.1 Horizontal and Vertical Delineation

To characterize the nature and extent of cobalt SSLs, multiple piezometers have been installed and sampled semi-annually at the Site; the table below lists the respective pairs of horizontal and vertical delineation piezometers that are sampled with reference to the detection monitoring wells.

Detection Monitoring Well with Cobalt SSL	Assessment Well Providing Vertical Delineation	Assessment Well Providing Horizontal Delineation
SGWC-10	PZ-69I	PZ-13S
SGWC-11	PZ-44I	PZ-14S
SGWC-15	PZ-17I	PZ-39S
SGWC-18	PZ-40I	PZ-41S
SGWC-20	PZ-42I	PZ-43S

Based on review of the analytical results and statistical analyses, horizontal and vertical delineations are complete. Horizontal delineation for cobalt is defined by assessment monitoring wells PZ-13S, PZ-14S, PZ-39S, PZ-41S and PZ-43S. There are no SSLs for any of the horizontal assessment wells and therefore horizontal delineation is complete. Vertical delineation for cobalt is defined using assessment monitoring wells PZ-69I, PZ-44I, PZ-17I, PZ-40I, and PZ-42I. There are no SSLs for PZ-69I, PZ-44I, PZ-17I, PZ-40I, and PZ-42I, therefore,

vertical delineation is complete. Details regarding the data for specific well pairs used for delineation are described in detail in the *2023 Annual Groundwater Monitoring and Corrective Action Report (WSP, 2024)*.

3.1.2 Transect Soil Borings Investigation

In October 2022 and again in April-May 2023, a series of soil borings were advanced along three primary transect lines in the vicinity of selected wells exhibiting SSLs of cobalt (SGWC-15, SGWC-18, SGWC-20). Transect lines and soil boring locations are presented on Figure 4. A total of 13 samples were collected from these borings at depths targeting the soil/groundwater interface and approximate mid screen interval of the adjacent monitoring well at each boring. Actual sample depths selected were dependent on the aquifer materials characteristics and at the discretion of the field geologist.

Of the samples collected, various soil samples were submitted for laboratory analysis for physical parameters, pH, percent solids, and grain size as well as the following analyses for chemical and mineralogical characterization:

- Sequential Extraction Procedure (SEP)
- Cation exchange capacity (CEC)
- Total sulfur content
- Clay specific and Rietveld X-ray diffraction (XRD)

Results of soil samples collected in April-May 2023 received since the last report submittal are presented in Appendix B and include XRD, pH, and CEC results. Results for percent solids, grain size, SEP, and total sulfur content were previously submitted with the prior event progress report (WSP, 2023). Results from the analyses described are being evaluated and will be considered in connection with a forthcoming geochemical conceptual site model report and will be used for evaluation of remedy alternatives.

3.1.3 Temporary Piezometers

Thirteen (13) temporary piezometers were installed, and groundwater samples collected at selected soil boring locations to support further evaluation of cobalt concentrations in SGWC-15, SGWC-18, and SGWC-20. The temporary piezometers were sampled between May 25 and June 1, 2023. A revised temporary groundwater piezometer data summary is included in Appendix C to reflect the correct detection well names. No samples were collected from the temporary piezometers between June 2 and December 2023.

3.2 Supplemental Data Collection

Groundwater samples collected from the detection and assessment monitoring well networks in August 2023 were analyzed for major ions (magnesium, potassium, sodium, total and bicarbonate alkalinity), and minor ions (iron and manganese). Results are included in the *2023 Annual Groundwater Monitoring and Corrective Action Report (WSP, 2024)*.

Groundwater and aquifer solids collected to date along with data collection described below will be used to evaluate the feasibility, mechanisms, rates, and stability of identified remedial alternatives to address SSLs of cobalt in groundwater at AP-1.

4.0 UPDATED SITE CONCEPTUAL MODEL

Additional data collection since the issuance of the ACM allows for the development of a more refined conceptual site model (CSM) and will be used to supplement the current *Hydrogeologic Assessment Report* (Golder, 2021). The following summarizes the current understanding of the CSM within the context of selecting an appropriate groundwater corrective measure for AP-1.

- The July 31, 2023 potentiometric surface shows groundwater flow is generally from the northwest towards AP-1 and radially to the northeast and east, southeast and south, and southwest from AP-1, which sits on a topographic high, as shown on Figure 3. The latest water level data collected in 2023 confirmed groundwater flow in the uppermost aquifer to be consistent with the CSM.
- Cobalt concentrations above the GWPS are limited to the immediate proximity of detection wells SGWC-18 and SGWC-20, and within 300 feet of well SGWC-15 (Figures 5, 5A, 5B, and 5C). At locations SGWC-10 and SGWC-11, elevated cobalt is limited to a small area as shown by delineation wells PZ-13S and PZ-14S.

5.0 CORRECTIVE MEASURES ALTERNATIVES

Table 1 presents a summary of each of the remedial alternatives presented as part of the ACM. Table 3 provides a summary of additional data planned to be collected to further evaluate the feasibility of these alternatives. The retention evaluation (Retained for Further Evaluation or Not Retained) for each potential remedial alternative is included in Table 1. Each of the alternatives described in Section 1.1 and listed below are retained for further evaluation:

- Geochemical Approaches (In-Situ Injection)
- Hydraulic Containment (Pump and Treat)
- Monitored Natural Attenuation (MNA)
- Permeable Reactive Barrier (PRB)
- Subsurface Vertical Barrier Wall (SVBW)

Phytoremediation and ISS have been removed from consideration as remedial alternatives for the site as described below:

- Phytoremediation has not been retained due to relatively thick overburden in hydraulic connection with partially weathered rock. Other options are considered more suitable. In addition, the presence of site utilities beyond the limits of AP-1 in the areas of cobalt detections limits the amount of space available to install phytoremediation components. The potential for compromising the stability of the dam along the eastern side of AP-1 is also a consideration relative to the construction of phytoremediation (e.g., digging many holes to plant deep-rooted trees at the base of the dam) in the immediate vicinity of the certain wells with identified SSLs. As such, phytoremediation has been screened out based on deficiencies of effectiveness and the depth and geology of the affected area.
- ISS has not been retained for consideration at AP-1. ISS has been more widely implemented as a source control measure. Because the cobalt detections at AP-1 are relatively low and cobalt SSLs are localized to a few locations, and the occurrence of cobalt at these locations are likely due to groundwater pH variations

along the flow paths, ISS is not practical for groundwater remediation beyond the AP-1 boundary. As such, ISS has been screened out.

6.0 PLANNED ACTIVITIES

Georgia Power has initiated activities as outlined in the ACM Report (Golder, 2022) to support the groundwater remedy selection process and address potential changes in Site conditions as appropriate. The adaptive site management approach toward remedy selection may be adjusted as new Site information and technologies become available. To this end, Georgia Power will continue its data collection efforts as necessary in support of efforts to refine the CSM and to further evaluate the feasibility of each corrective measure retained for further evaluation.

Additional field investigation activities, supplementary data collection and data analyses are planned as described in Table 3 to evaluate potential remedial alternatives. Key elements are summarized below.

- Collect additional groundwater quality data to further evaluate natural attenuation. In addition to Appendix III/IV constituents, monitoring wells and temporary piezometers may also be analyzed for major cations/anions and other parameters for characterization of groundwater and evaluation of potential remedies.
- Evaluate site soil data for attenuation mechanism and rates, aquifer capacity for attenuation, and mineralogical characterization for geochemical modeling.

Georgia Power will continue to prepare semi-annual progress reports to document AP-1 groundwater conditions, results associated with additional data collection, and the progress in selecting and designing a groundwater remedy in accordance with § 257.97(a). Georgia Power will include these future semi-annual progress reports with routine groundwater monitoring and corrective action reports to meet the requirements of § 257.105(h)(12), § 257.106(h)(9), and § 257.107(h)(9), respectively.

7.0 REFERENCES

Georgia EPD, 2016. Chapter 391-3-4 Rules for Solid Waste Management, Georgia Environmental Protection Division.

Georgia Power, 2020. Amended Written Closure Plan 40 CFR 257.102, Plant Scherer Ash Pond 1, October 30, 2020.

Golder, 2021, *Hydrogeologic Assessment Report, Plant Scherer Ash Pond 1 (AP-1)*, Golder Associates Inc., September 2021.

Golder, 2022. *Assessment of Corrective Measures Report – Plant Scherer Ash Pond 1 (AP-1)*, Golder Associates USA Inc., April 15, 2022.

US EPA 2007. Monitored Natural Attenuation for Inorganic Contaminants in Ground Water. Volume 1 – Technical Basis for Assessment. National Risk Management Laboratory. EPA/600/R-07/139. October 2007.

US EPA, 2015. *Use of Monitored Natural Attenuation for Inorganic Contaminants in Groundwater at Superfund Sites*. U.S. Environmental Protection Agency Office of Solid Waste and Emergency Response Directive, August 2015.

US EPA, 40 CFR 257, Subpart D, 80 Fed. Reg. 21468 (April 17, 2015, revised August 2016).

Wood, 2021. *Risk Evaluation Report, Plant Scherer Ash Pond 1, Juliette Georgia*, January 2021.

WSP, 2023. *2023 Semi-Annual Remedy Selection and Design Progress Report, Georgia Power Company, Plant Scherer Ash Pond 1*, WSP USA Inc., August 31, 2023.

WSP, 2024. *2023 Annual Groundwater Monitoring and Corrective Action Report – Plant Scherer Ash Pond 1 (AP-1)*, WSP USA Inc., January 31, 2024.

Tables

TABLE 1
Evaluation of Remedial Technologies
 Georgia Power Company – Plant Scherer Ash Pond 1
 Juliette, Georgia

Corrective Measure	REGULATORY CITATION FOR CRITERIA: 40 CFR 257.96(C)(1)		
	Description	Performance	Reliability
Geochemical Approaches (in-situ injection)	Use of an injection well network, or other means of introducing reagents or air into the subsurface, to provide suitable reagents for either anaerobic or aerobic attenuation of cobalt (Co). Under anaerobic conditions, chemical reducing agents or electron donors to spur microbial reduction would be injected to promote attenuation of Co would be attenuated within sparingly soluble sulfide minerals. Under aerobic conditions, soluble iron or manganese and oxygen (either via air sparging or through a chemical oxidant) would be injected to promote the formation of iron or manganese (oxy-) hydroxides for subsequent sorption of Co onto these mineral phases. If sufficient iron is present in groundwater, the use of air sparging alone may be considered to precipitate iron (oxy-) hydroxides for sorption. In-situ chemical oxidation (ISCO) or in-situ chemical reduction (ISCR) can be used to chemically alter the redox environment in the subsurface to affect the mobility of certain inorganic compounds, including Co.	The effective immobilization of Co has been shown under aerobic and anaerobic conditions; however, the anaerobic approach (involving the injection of an electron donor together with iron or manganese and sulfur) requires careful study and testing. While aerobic approaches are somewhat less complex, additional aquifer characterization is needed to further evaluate these options.	Reliability dependent on permeability of the subsurface and the amount and distribution of secondary iron or manganese (oxy-) hydroxides (for aerobic approach), or electron donors and soluble iron or manganese and sulfur that can be consistently distributed (for anaerobic approach). Reliable technology if injected materials can be distributed throughout the impacted aquifer. Bench- and/or pilot-scale treatability testing programs are needed to understand the biogeochemical processes that would effectively reduce migration of Co in groundwater.
Hydraulic Containment (pump-and-treat)	Hydraulic containment refers to the use of groundwater extraction to induce a hydraulic gradient for hydraulic capture or control the migration of impacted groundwater. This approach uses extraction wells or trenches to capture groundwater, which may subsequently require above-ground treatment and permitted discharge to a receiving water feature, reinjection into the groundwater, or reuse (e.g., land application, CCR conditioning, etc.). It is applicable to a variable mix of inorganic constituents, including dissolved Co.	Pump and treat (P&T) is effective at providing hydraulic control, but it is unclear whether full groundwater remediation can be achieved without further understanding attenuation mechanisms at the Site. At AP-1, implementation of the corrective measure is contingent on completing additional assessment activities (i.e., high-resolution site characterization, additional pump tests, flow modeling, and capture zone analysis). This is needed to refine the constituent distribution in the subsurface to target specific zones for pumping for improved mass recovery efficiency/effectiveness and to further evaluate the potential remedy performance.	Generally reliable for hydraulic containment, but uncertainty exists whether groundwater remediation goals can be achieved within a reasonable time frame without further understanding attenuation mechanisms.

TABLE 1
Evaluation of Remedial Technologies
 Georgia Power Company – Plant Scherer Ash Pond 1
 Juliette, Georgia

Corrective Measure	REGULATORY CITATION FOR CRITERIA: 40 CFR 257.96(C)(1)		
	Description	Performance	Reliability
Monitored Natural Attenuation (MNA)	MNA relies on natural attenuation processes to achieve site-specific remediation objectives within a reasonable time frame relative to more active methods. Under certain conditions (e.g., through sorption, mineral precipitation or oxidation-reduction reactions), MNA effectively reduces the dissolved concentrations of inorganic constituents in groundwater. Attenuation mechanisms for inorganic constituents at CCR sites, including Co at AP-1, are either physical (e.g., dilution, dispersion, flushing, and related processes) or chemical (sorption or oxidation reduction reactions). Chemical attenuation processes include precipitation, and sorption reactions such as adsorption on the surfaces of soil minerals, absorption into the matrix of soil minerals, or partitioning into organic matter. Further, oxidation-reduction (redox) reactions, via abiotic or biotic processes, can transform the valence states of some inorganic constituents to less soluble and thus less mobile forms. For Co, the main attenuation processes include sorption to iron and manganese oxides and formation of sparingly soluble sulfide minerals.	Physical and chemical MNA mechanisms for Co, including dilution, dispersion, sorption, and oxidation reduction reactions can be effective at achieving groundwater protection standards (GWPS) within a reasonable time frame. Closure will improve the mass balance such that the buffer capacity of the aquifer is unlikely to be exhausted, and the attenuation processes already at work for Co at AP-1 will further enhance ongoing MNA.	Reliable as long as sufficient attenuation capacity is present. MNA is reliable and can either be used as a stand-alone corrective measure for groundwater impacted by dissolved Co, or in combination with a second technology.
In-Situ Solidification / Stabilization (ISS)	ISS, also referred to as single auger mixing or deep soil mixing, uses a crane-mounted large-diameter auger system to drill into affected soils and uniformly mix the soils with cement to create a monolith (solidification) or with appropriate chemical additives to chemically bind constituents within the solid matrix (stabilization). This remedy can also be achieved by a cutter head on an excavator if treatment depths do not exceed the reach of the excavator. Additional equipment utilized for treatment primarily consists of a grout mixing plant, a grout pump and a mixing rig designed to encapsulate constituents in a monolithic solid of low hydraulic conductivity, thereby minimizing constituent migration.	Groundwater impacts outside the ISS treatment zone would be addressed through the processes of natural attenuation. This alternative would isolate/secure the area of influence outside the CCR unit in a bound matrix, and over time, allow the concentrations of constituents of concern (COCs) in groundwater to decline to below applicable standards.	In-situ stabilization can be a reliable corrective measure for Co in groundwater. Reliability is dependent on the permeability of the subsurface and mechanics of injection.

TABLE 1
Evaluation of Remedial Technologies
Georgia Power Company – Plant Scherer Ash Pond 1
Juliette, Georgia

Corrective Measure	REGULATORY CITATION FOR CRITERIA: 40 CFR 257.96(C)(1)		
	Description	Performance	Reliability
Permeable Reactive Barrier (PRB)	Permeable reactive barrier (PRB) technology typically involves the installation of a permeable subsurface wall constructed with reactive media for the removal of constituents as groundwater passes through. Either a zero-valent iron (ZVI) plus carbon matrix or a carbon only bio-barrier are likely viable for the removal of Co. The carbon could be supplied as peat moss, mulch, or another carbon source. Exact placement of the PRB would be contingent on finalization of the nature and extent characterization. PRB walls are typically keyed into the bedrock. While the shallow groundwater in the residuum and fractured bedrock is connected to the groundwater in more competent bedrock, the higher permeability/conductivity of the PRB is not expected to impede groundwater flow. PRBs can also be constructed as “funnel and gate” systems, where a barrier wall directs groundwater to a smaller “treatment gate” filled with reactive media.	PRBs have been shown to effectively address Co in groundwater. The approach is expected to achieve GWPS for Co as impacted groundwater passes through the reactive barrier. Furthermore, additional testing is required to select the appropriate sorptive media mix.	Reliable groundwater corrective measure technology, but loss of reactivity over time may require re-installation depending on the duration of the remedy. Additional data collection, including conducting a bench and/or pilot study, is needed to select the appropriate reactive media mix and dosages for a PRB wall.
Phyto Remediation (TreeWell®)	Phytoremediation uses trees and other plants to degrade or immobilize constituents or achieve hydraulic control without the need for an above-ground water treatment system and infrastructure. Within the context of AP-1, this corrective measure would likely use an engineered (proprietary) TreeWell® phytoremediation system along the point of compliance or downgradient edge of the impacted groundwater for hydraulic control. The system promotes root development to the targeted groundwater zone (depth), allowing for hydraulic control of impacted groundwater. In addition, immobilization of Co within the root zone as well as incidental uptake of dissolved Co with groundwater is expected to occur concurrent with hydraulic control.	Once established (typically at the end of the third growing season), a TreeWell® system is effective for providing hydraulic containment of groundwater, and potential reduction of Co concentration through immobilization and/or uptake and sequestration in the tree biomass; however, the main purpose is to provide hydraulic control.	Engineered phytoremediation is a proven technology where hydrogeologic factors are taken into account (e.g., hydraulic conductivity, flow velocity, depth to impacted groundwater zone, etc.). This is considered an active remedial approach through the use of trees as the "pumps" driving the system. Careful design will be needed to select the proper species, which will include consideration of groundwater chemistry, plant uptake of constituents, and groundwater flow modeling to evaluate the required number and placement of TreeWell® units.
Subsurface Vertical Barrier Walls (SVBW)	This approach involves placing a barrier to groundwater flow in the subsurface to prevent future migration of dissolved constituents in groundwater from beneath the walled area to downgradient areas. In general, barrier walls are designed to provide containment; and when fully encompassing, SVBWs require a pump and treatment system to maintain inward hydraulic gradients and treat extracted water. Barrier walls can also be used in downgradient applications to limit potential influence to/from surface water features. A variety of barrier materials can be used, including cement and/or bentonite slurries, geomembrane composite materials, or driven materials such as steel or vinyl sheet pile.	Barrier walls are a proven technology for groundwater cutoff at impoundments. Slurry walls are limited by the depth of installation, which is approximately 90 ft below ground surface. However, site-specific geologic and technology-specific considerations may limit this depth to shallower installations. Within the context of AP-1, a barrier wall might be used in conjunction with a “funnel and gate” system for a PRB rather than a stand-alone technology. As such, groundwater with Co above GWPS could either be directed to “treatment gates” for passive treatment (in a PRB) or migration of impacted groundwater could be minimized via barrier wall installation. Additional subsurface investigations, aquifer testing, and compatibility testing with site-specific groundwater will be needed.	Generally reliable as a barrier to groundwater flow; however, treatment of downgradient groundwater is incidental and not the primary objective.

TABLE 1
Evaluation of Remedial Technologies
 Georgia Power Company – Plant Scherer Ash Pond 1
 Juliette, Georgia

Corrective Measure	REGULATORY CITATION FOR CRITERIA: 40 CFR 257.96(C)(1)		
	Ease of Implementation	Potential Impacts	Time Requirement to Begin/Complete
Geochemical Approaches (in-situ injection)	Moderate. Installation of injection well network or other injection infrastructure would be required. Alternative installation approaches may be considered, such as along the downgradient edge of impacted groundwater, which would function similar to a PRB application. Potential for clogging of aquifer matrix and/or injection well infrastructure. Chemical distribution during injections (i.e., radius of influence) needs to be evaluated.	Minimal impacts are expected if remedy works as designed, based on a thorough pre-design investigation, geochemical modeling, and bench/pilot study results. Redox-altering processes have the potential to mobilize naturally occurring constituents as an unintended consequence if not properly studied and implemented.	Design of a geochemical in-situ injection system will require numerical groundwater flow and geochemical modeling, bench-scale testing and may require a pilot test to obtain final design parameters which may take up to 24 months. After design, installation of the injection network can be accomplished relatively quickly (1 to 2 months). Once installed, the time required to achieve GWPS within the treatment area may be relatively quick but depends on the attenuation process kinetics of each targeted constituent. The time for complete distribution of the injected materials throughout the treatment area is also variable.
Hydraulic Containment (pump-and-treat)	Moderate. Proven approach, and supplemental installation of extraction wells/trenches is straightforward. The extracted groundwater may potentially require an above-ground treatment system. A variety of sorption and precipitation approaches exist for ex-situ treatment of Co. Operation and maintenance (O&M) requirements are expected to include upkeep of infrastructure components (pumps, pipes, tanks, instrumentation and controls, above-ground treatment system) and handling of treatment residuals.	The main potential impacts are related to the presence and operation of an on-site above-ground water treatment facility and related infrastructure to convey and treat extracted groundwater. Pumping activity may unintentionally alter the geochemistry within the hydraulic capture zone.	Design of a pump-and-treat system will require additional aquifer testing, numerical groundwater modeling, and if needed, design of a treatment system for the extracted groundwater (which itself will require significant treatability testing). Installation of extraction wells and/or trenches can be accomplished relatively quickly (1 to 2 months) and if required, the treatment system would require up to an additional year to construct and startup. The initiation of the approach would be contingent on the startup of the wastewater treatment infrastructure. Hydraulic containment can be achieved relatively quickly after startup of the extraction system, but uncertainty exists with respect to the time to achieve GWPS without additional data collection to better understand attenuation mechanisms for Co.
Monitored Natural Attenuation (MNA)	Easy. Easy to implement with respect to infrastructure, monitoring, and reporting. Proven approach, but additional data are needed to show that the existing attenuation capacity is sufficient to meet site objectives within a reasonable timeframe. A monitoring well network already exists to implement future groundwater monitoring efforts.	No impacts are anticipated; MNA relies on the natural processes active in the aquifer matrix to reduce constituent concentrations.	Design of an MNA remedy demonstrates that attenuation mechanisms and capacity are naturally present in the groundwater system and will require an MNA evaluation and groundwater and geochemical modeling and can take up to 1 year. The infrastructure to initiate MNA is already in place but may require some additional wells. MNA is expected to be successful within a reasonable time frame following pond closure. Engineering measures will be implemented during closure of the CCR unit to minimize potential impacts to the subsurface during closure activities and routine groundwater monitoring will be used to verify that groundwater impacts remain stable or decrease over time.

TABLE 1
Evaluation of Remedial Technologies
Georgia Power Company – Plant Scherer Ash Pond 1
Juliette, Georgia

Corrective Measure	REGULATORY CITATION FOR CRITERIA: 40 CFR 257.96(C)(1)		
	Ease of Implementation	Potential Impacts	Time Requirement to Begin/Complete
In-Situ Solidification / Stabilization (ISS)	Difficult. ISS has been proven effective and stabilizing waste masses to prevent leaching, but very intensive program to solidify an entire CCR unit. Significant heavy equipment and traffic on-Site and working on the AP-1 unit. ISS has not been commonly used to stabilize entire ash units as part of a closure strategy.	Following completion, potential impacts of the remedy will be negligible. During construction, general construction safety risks would be elevated above less-intensive remedies.	Design of an In-situ stabilization remedy for AP-1 will take several years to complete and will require bench scale testing to determine the appropriate amendment mix for a variety of overburden geologic materials. Pilot testing will also be needed to verify the ability of equipment to solidify material at depth. Following design, implementation to solidify the AP-1 CCR mass could take many years and may be delayed by availability of specialized contractors and equipment.
Permeable Reactive Barrier (PRB)	Moderate to Difficult. Trenching would be required to install a mix of reactive materials in the subsurface. Continuous trenching may be the most feasible construction method. Installation methods and materials are readily available. Once installed, treatment will be passive and O&M requirements are minimal if replacement of the PRB is not necessary.	Minimal impacts are expected following the construction of the remedy. However, ZVI has the potential to create anaerobic conditions downgradient of the PRB wall that may mobilize redox-sensitive naturally occurring constituents. These conditions need to be carefully monitored. Short-term impacts during the construction of the remedy can be mitigated through appropriate planning and health and safety measures.	Design of a PRB may take up to 2 years, including bench/column testing for selection of reactive media and dosages (percent by weight), selection of ballast material for target hydraulic conductivity of the mixed porous media, and numerical groundwater modeling required to evaluate post-installation flow. Installation of a PRB can be accomplished relatively quickly (6 to 12 months), depending on the final location and configuration. Once installed, the time to achieve GWPS downgradient of the PRB is anticipated to be relatively quick.
Phytoremediation	Reasonably implementable to moderate. Engineered approach has been proven effective, and specific depth zones can be targeted. Species are selected and trees are installed such that the root zone can intercept impacted groundwater flow paths. Area must be clear of above and below-ground structures (i.e., power lines). The system, once established (approximately three growing seasons), is a self-maintaining, sustainable remedial system that has no external energy requirements and little maintenance (i.e., efforts normally associated with landscaping).	Minimal impacts are expected. In fact, there are several positive impacts expected, including enhanced aesthetics, wildlife habitat, and limited energy consumption.	The design phase may take up to 6 months, and some groundwater modeling may be required. Depending on the number of required units, the installation effort is expected to last several weeks. Hydraulic capture/control is expected approximately three years after planting and system performance is expected to further improve over time.
Subsurface Vertical Barrier Walls (SVBW)	Moderate to difficult. Trenching will be required to fill in the various slurry mixes; alternatively, sheet pile installations can be accomplished without excavation of trenches. The application of barrier walls is limited by the depth of installation, which similar to PRBs, should be keyed into a low permeability layer such as a thick clay layer, PWR, or bedrock. Installation methods and materials are readily available.	Minimal impacts are expected following the construction of the remedy. Short-term impacts during the construction of the remedy can be mitigated through appropriate planning and health and safety measures. Changes to groundwater flow patterns due to installation of the barrier wall are expected, which can affect other aspects of groundwater corrective action.	The design phase may take up to 24 months and is likely to include additional aquifer testing and numerical groundwater modeling. Installation of a barrier wall can be accomplished relatively quickly (6 to 12 months), depending on the final location and configuration. Once installed, preventing migration of constituents dissolved in groundwater is anticipated to be relatively quick. Since this approach does not treat the downgradient area of impacted groundwater but prevents migration, it will likely have to be maintained long-term and coupled with other approaches.

TABLE 1
Evaluation of Remedial Technologies
Georgia Power Company – Plant Scherer Ash Pond 1
Juliette, Georgia

Corrective Measure	REGULATORY CITATION FOR CRITERIA: 40 CFR 257.96(C)(1)		Relative Costs	Retention Evaluation
	Institutional Requirements	Other Env. Or Public Health Requirements		
Geochemical Approaches (in-situ injection)	Deed restrictions may be necessary until in-situ treatment has achieved GWPS. A new UIC permit (for in-situ injections) would be required to implement this corrective measure. No other institutional requirements are expected at this time.	None expected at this point. Potential for mobilization of redox-sensitive constituents exists during implementation of an anerobic attenuation approach. Following installation, the remedy is passive.	Medium (depending on expanse of injection network required and injectate volume required per derived design parameters)	Retained for further analysis; can be applied for Co as a sparingly soluble mineral or could be applied to raise the groundwater pH to promote immobilization through sorption mechanisms.
Hydraulic Containment (pump-and-treat)	Depending on the effluent management strategy, modifications to the existing NPDES permit may be required, or obtaining a new underground injection control (UIC) permit may be needed if groundwater recirculation is chosen. In addition, deed restrictions may be required as long as groundwater conditions are above regulatory standards for unrestricted use.	Above-ground treatment components may need to be present for an extended period of time, generating residuals requiring management and disposal.	Medium to high (depending on remedy duration, complexity of above-ground treatment system, and volume of water processed)	Retained for further analysis; extracted water could be routed to wastewater treatment infrastructure built for dewatering and closure of ponds at the site.
Monitored Natural Attenuation (MNA)	MNA may require the implementation of institutional controls, such as deed restrictions, until GWPS can be achieved.	Little to no physical disruption to remediation areas and no adverse construction-related impacts are expected on the surrounding community.	Low to medium	Retained for further analysis; may be used as a stand-alone corrective measure or in conjunction with other potential groundwater corrective measures.
In-Situ Solidification / Stabilization (ISS)	Deed restrictions may be necessary until groundwater concentrations are below GWPS. No other institutional requirements that may limit application of this technology are expected at this time.	Changes to groundwater chemistry relative to the mobility of Appendix IV constituents following completion of ISS, where large volumes of amendments (typically portland cement) are added to the subsurface, are unknown and would require pilot testing.	Very high, significant equipment, labor, and reactant/stabilization demand.	Not Retained for further analysis. ISS has been more widely implemented as a source control measure. Because the cobalt detections at AP-1 are relatively low and cobalt SSLs are localized to a few locations, and the occurrence of cobalt at these locations are likely due to groundwater pH variations along the flow paths, ISS is not practical for groundwater remediation beyond the AP-1 boundary.
Permeable Reactive Barrier (PRB)	Deed restrictions may be necessary for groundwater where a PRB is selected. No other institutional requirements are expected at this time.	None expected at this point. Following installation, the remedy is passive. However, certain treatment media (such as ZVI) have the potential to mobilize naturally occurring constituents outside the flow path of the PRB.	Medium to high (for installation) - minimal O&M requirements if replacement is not necessary	Retained for further analysis; capable of treating Co when PRB can be placed appropriately given physical Site constraints.

TABLE 1
Evaluation of Remedial Technologies
 Georgia Power Company – Plant Scherer Ash Pond 1
 Juliette, Georgia

Corrective Measure	REGULATORY CITATION FOR CRITERIA: 40 CFR 257.96(C)(1)		Relative Costs	Retention Evaluation
	Institutional Requirements	Other Env. Or Public Health Requirements		
Phytoremediation	Deed restrictions may be necessary for groundwater areas upgradient of the phytoremediation layout. No other institutional requirements are expected at this time.	None expected at this point. Following installation, the remedy is passive and does not require external energy.	Medium (for installation) - minimal O&M requirements	Not retained due to deficiencies. Other options more suitable for this site, due to relatively thick overburden including partially weathered rock, and site layout.
Subsurface Vertical Barrier Walls (SVBW)	Deed restrictions may be necessary for groundwater areas in the vicinity of the barrier wall until remedial goals are met. No other institutional requirements are expected at this time.	If groundwater extraction associated with barrier walls is necessary to maintain inward gradients, above-ground treatment components may need to be present for an extended period of time, generating residuals requiring management and disposal.	Medium to high (depending on length and depth of wall and need for treatment of extracted water)	Retained for further analysis; capable of limiting Co migration in groundwater.

TABLE 2
SUMMARY OF MONITORING WELL AND PIEZOMETER CONSTRUCTION DATA
Georgia Power Company - Plant Scherer Ash Pond 1
Juliette, GA

Well ID	Hydraulic Location	Screened Matrix	NAD 83 Northing ^[1]	NAD 83 Easting ^[1]	Ground Surface Elevation at Concrete Pad (feet NAVD88)*	Ground Surface Elevation (feet NAVD88) ^[2]	Top of Casing Elevation (feet NAVD88) ^[2]	Well Depth (feet BTOC) ^[3]	Top of Screen Elevation (feet NAVD88) ^[2]	Bottom of Screen Elevation (feet NAVD88) ^[2]	Screen Length (feet)	Date of Installation
AP-1 DETECTION MONITORING WELL NETWORK												
SGWA-1	Upgradient	Overburden	1119233.10	2399899.81	544.27	544.1	546.83	53.7	503.57	493.57	10	2/11/2015
SGWA-2	Upgradient	Bedrock	1119237.67	2399908.19	544.20	544.0	546.94	98.5	458.55	448.55	10	2/17/2015
SGWA-3	Upgradient	Overburden	1120224.15	2399296.64	543.03	542.9	545.83	53.0	502.88	492.88	10	11/18/2015
SGWA-4	Upgradient	Overburden	1121477.05	2401124.64	544.96	544.8	547.66	63.3	494.31	484.31	10	11/17/2015
SGWA-5	Upgradient	Overburden	1118088.42	2397426.26	505.93	505.7	508.48	32.8	485.53	475.53	10	11/18/2015
SGWC-6	Downgradient	Overburden	1122167.18	2401979.98	507.87	507.7	510.49	27.8	492.67	482.67	10	11/12/2015
SGWC-7	Downgradient	Bedrock	1122668.61	2402259.75	503.65	503.5	506.40	37.9	478.45	468.45	10	11/11/2015
SGWC-8	Downgradient	Overburden/Bedrock	1122865.98	2402979.50	511.68	511.5	514.28	42.8	481.48	471.48	10	11/11/2015
SGWC-9	Downgradient	Overburden	1122634.64	2403455.19	507.88	507.6	510.62	38.0	482.63	472.63	10	11/6/2015
SGWC-10	Downgradient	Overburden	1121895.85	2404046.92	506.80	506.6	509.41	32.8	486.60	476.60	10	11/5/2015
SGWC-11	Downgradient	Overburden	1121542.11	2404332.12	508.77	508.6	511.47	42.9	478.62	468.62	10	10/29/2015
SGWC-12	Downgradient	Overburden	1121576.75	2405009.92	497.80	497.7	500.53	50.4	460.70	450.70	10	10/30/2015
SGWC-13	Downgradient	Overburden	1121274.85	2405761.20	480.17	479.9	482.71	37.8	454.92	444.92	10	11/4/2015
SGWC-14	Downgradient	Overburden	1120966.13	2406329.89	473.52	473.3	476.72	38.7	448.52	438.52	10	2/24/2015
SGWC-15	Downgradient	Overburden	1120191.20	2407093.92	479.76	479.7	482.75	48.3	444.86	434.86	10	2/26/2015
SGWC-16	Downgradient	Overburden	1119221.42	2407155.89	457.18	457.0	460.31	43.5	428.23	418.23	10	3/3/2015
SGWC-17	Downgradient	Overburden	1118308.77	2407267.44	415.13	414.9	418.00	27.6	400.83	390.83	10	3/11/2015
SGWC-18	Downgradient	Overburden	1116947.75	2406931.32	510.41	510.3	513.29	47.5	476.21	466.21	10	3/17/2015
SGWC-19	Downgradient	Overburden	1116024.59	2406097.05	476.13	475.8	478.94	37.7	451.63	441.63	10	3/18/2015
SGWC-20	Downgradient	Overburden	1116020.73	2405307.67	501.69	501.5	504.60	28.1	486.49	476.49	10	11/19/2015
SGWC-21	Downgradient	Overburden	1115409.88	2404197.33	484.92	484.7	487.67	27.9	470.17	460.17	10	5/6/2015
SGWC-22	Downgradient	Overburden	1115540.08	2403001.81	515.51	515.4	518.02	52.7	478.91	468.91	10	1/22/2015
SGWC-23	Downgradient	Bedrock	1116693.80	2402131.07	520.17	520.0	523.10	52.8	480.72	470.72	10	2/3/2015
SGWA-24	Upgradient	Overburden	1118121.96	2400743.52	489.47	489.3	492.38	43.1	461.62	451.62	10	2/10/2015
SGWA-25	Upgradient	Overburen	1120555.28	2400857.08	523.45	523.2	526.49	48.3	488.60	478.60	10	2/18/2015



TABLE 2
SUMMARY OF MONITORING WELL AND PIEZOMETER CONSTRUCTION DATA
Georgia Power Company - Plant Scherer Ash Pond 1
Juliette, GA

Well ID	Hydraulic Location	Screened Matrix	NAD 83 Northing ^[1]	NAD 83 Easting ^[1]	Ground Surface Elevation at Concrete Pad (feet NAVD88)*	Ground Surface Elevation (feet NAVD88) ^[2]	Top of Casing Elevation (feet NAVD88) ^[2]	Well Depth (feet BTOC) ^[3]	Top of Screen Elevation (feet NAVD88) ^[2]	Bottom of Screen Elevation (feet NAVD88) ^[2]	Screen Length (feet)	Date of Installation
AP-1 ASSESSMENT MONITORING WELL NETWORK												
PZ-13S	Downgradient	Overburden	1121957.03	2404227.47	517.68	517.5	520.51	48.3	482.58	472.58	10	4/1/2015
PZ-14S	Downgradient	Overburden	1121852.80	2404820.56	509.03	508.7	512.13	48.4	474.18	464.18	10	3/26/2015
PZ-17I	Downgradient	Bedrock	1120190.27	2407107.37	480.20	479.9	483.03	100.4	393.20	383.20	10	2/27/2015
PZ-39S	Downgradient	Overburden	1120178.43	2407470.49	471.99	471.8	474.58	82.8	405.79	395.79	10	8/21/2018
PZ-40I	Downgradient	Bedrock	1116960.39	2406934.72	510.19	510.1	512.55	86.5	437.09	427.09	10	8/15/2018
PZ-41S	Downgradient	Overburden	1116799.18	2407124.98	488.66	488.6	491.50	47.9	453.56	443.56	5	8/16/2018
PZ-42I	Downgradient	Bedrock	1116013.79	2405294.12	500.65	500.5	503.18	107.7	414.45	404.45	10	8/21/2018
PZ-43S	Downgradient	Overburden	1115598.12	2405507.16	501.34	501.2	504.03	57.8	460.69	450.69	10	8/17/2018
PZ-44I	Downgradient	Bedrock	1121515.40	2404330.23	507.91	507.9	510.36	116.5	403.86	393.86	10	9/5/2018
PZ-69I	Downgradient	Bedrock	1121906.36	2404051.35	506.44	506.0	508.85	108.9	410.00	400.00	10	1/13/2022
PIEZOMETERS												
PZ-2I	Downgradient	Bedrock	1115544.85	2402990.76	515.06	514.8	517.56	86.8	440.91	430.91	10	1/27/2015
PZ-3S	Downgradient	Overburden	1116085.04	2402533.80	514.57	514.4	517.29	52.9	474.77	464.77	10	1/29/2015
PZ-5I	Downgradient	Bedrock	1117484.15	2401816.71	520.73	520.6	523.26	49.8	484.03	474.03	10	2/4/2015
PZ-9I	Upgradient	Bedrock	1120562.72	2400862.76	523.61	523.3	526.57	83.5	453.51	443.51	10	2/19/2015
PZ-10S	Downgradient	Overburden	1122338.03	2401768.92	514.78	514.4	517.53	38.1	489.88	479.88	10	5/5/2015
PZ-11S	Downgradient	Overburden	1123169.22	2402767.44	526.19	526.0	529.31	49.2	490.54	480.54	10	4/6/2015
PZ-12S	Downgradient	Overburden	1122684.90	2403618.46	514.64	514.5	517.69	47.5	480.54	470.54	10	4/1/2015
PZ-14I	Downgradient	Bedrock	1121866.36	2404822.43	510.03	509.7	512.89	98.4	424.93	414.93	10	3/25/2015
PZ-15S	Downgradient	Overburden	1121486.96	2405558.59	497.59	497.4	500.60	43.3	467.74	457.74	10	4/28/2015
PZ-19I	Downgradient	Bedrock	1118588.47	2407251.56	414.74	414.5	417.76	75.1	353.04	343.04	10	3/4/2015
PZ-19S	Downgradient	Overburden	1118587.24	2407241.54	414.79	414.5	417.80	28.3	399.94	389.94	10	3/4/2015
PZ-20I	Downgradient	Bedrock	1118318.15	2407273.36	414.46	414.3	417.41	82.7	345.11	335.11	10	3/10/2015
PZ-21S	Downgradient	Overburden	1117639.19	2407006.52	470.85	470.6	473.74	28.1	457.60	447.60	10	3/12/2015
PZ-25S	Downgradient	Overburden	1121848.11	2404567.52	525.78	525.5	528.24	58.8	480.78	470.68	10	5/25/2016
PZ-25I	Downgradient	Overburden	1121837.80	2404573.04	526.02	525.8	528.39	128.6	410.97	400.97	10	5/24/2016



TABLE 2
SUMMARY OF MONITORING WELL AND PIEZOMETER CONSTRUCTION DATA
Georgia Power Company - Plant Scherer Ash Pond 1
Juliette, GA

Well ID	Hydraulic Location	Screened Matrix	NAD 83 Northing ^[1]	NAD 83 Easting ^[1]	Ground Surface Elevation at Concrete Pad (feet NAVD88)*	Ground Surface Elevation (feet NAVD88) ^[2]	Top of Casing Elevation (feet NAVD88) ^[2]	Well Depth (feet BTOC) ^[3]	Top of Screen Elevation (feet NAVD88) ^[2]	Bottom of Screen Elevation (feet NAVD88) ^[2]	Screen Length (feet)	Date of Installation
PIEZOMETERS - continued												
PZ-26S	Downgradient	Overburden	1121696.65	2405733.23	489.17	489.1	491.65	48.6	454.27	444.27	10	6/1/2016
PZ-27D	Downgradient	Bedrock	1121558.94	2406023.17	472.659	472.4	475.43	129.0	367.61	347.61	20	6/17/2016
PZ-27S	Downgradient	Overburden	1121565.33	2406028.25	473.175	473.1	475.80	48.7	438.33	428.33	10	5/26/2016
PZ-28I	Downgradient	Bedrock	1121394.06	2406373.94	481.587	481.4	484.18	72.7	422.84	412.84	10	6/3/2016
PZ-29S	Downgradient	Overburden	1121269.19	2406618.29	488.704	488.5	491.31	48.8	453.70	443.70	10	5/26/2016
PZ-30I	Downgradient	Bedrock	1121073.53	2407078.99	475.712	475.6	478.31	89.8	400.46	390.46	10	6/2/2016
PZ-31I	Downgradient	Bedrock	1121204.03	2407445.73	464.163	464.0	466.89	79.9	399.06	389.06	10	6/2/2016
PZ-32D	Downgradient	Bedrock	1121089.64	2407719.37	462.561	462.4	465.42	129.6	366.56	336.56	30	6/1/2016
PZ-32S	Downgradient	Overburden	1121089.22	2407698.44	462.52	462.3	465.06	59.8	417.47	407.47	10	6/1/2016
PZ-33I	Downgradient	Overburden	1121245.25	2409064.05	466.547	466.4	469.38	79.4	400.65	390.65	10	6/8/2016
PZ-34S	Downgradient	Overburden	1121331.59	2409288.37	441.08	440.8	443.67	48.8	405.53	395.53	10	6/4/2016
PZ-35I	Downgradient	Overburden	1121598.57	2406058.33	474.72	474.6	474.40	55.8	429.27	419.27	10	6/22/2016
PZ-36I	Downgradient	Bedrock	1120410.99	2407256.25	478.96	478.9	481.52	99.7	393.56	383.56	10	6/5/2016
PZ-36S	Downgradient	Overburden	1120401.04	2407248.04	479.50	479.4	482.35	59.0	434.40	424.40	10	8/22/2018
PZ-37I	Downgradient	Overburden/Bedrock	1121178.48	2408419.19	479.68	479.5	482.18	75.2	418.48	408.48	10	6/2/2016
PZ-38I	Downgradient	Overburden	1121475.86	2406352.98	482.38	482.2	482.24	76.0	418.43	408.43	10	6/23/2016
PZ-45D	Downgradient	Bedrock	1125296.24	2400250.55	509.94	509.7	512.33	167.6	399.74	344.74	55	3/9/2020
PZ-46D	Downgradient	Overburden/Bedrock	1123512.22	2400923.25	447.37	447.1	450.28	56.7	423.57	393.57	30	3/17/2020
PZ-47D	Downgradient	Bedrock	1126623.42	2404366.80	406.91	406.8	410.01	29.2	396.66	381.66	15	3/11/2020
PZ-48S	Downgradient	Overburden	1125014.71	2405779.92	441.45	441.3	444.33	64.0	390.55	380.55	10	3/4/2020
PZ-49D	Downgradient	Bedrock	1123429.73	2410615.29	365.13	364.9	367.41	108.5	288.88	258.88	30	3/6/2020
PZ-49S	Downgradient	Overburden	1123434.46	2410605.99	365.29	365.2	367.89	27.7	350.19	340.19	10	3/7/2020
PZ-50D	Upgradient	Bedrock	1103125.91	2408306.87	470.70	470.7	473.78	103.1	380.66	370.66	10	3/18/2020
PZ-51D	Upgradient	Bedrock	1119239.99	2399955.07	543.47	543.2	546.04	128.9	427.17	417.17	10	3/8/2020
PZ-52	Downgradient	Overburden	1122822.91	2403622.69	519.68	519.4	521.84	79.4	452.43	442.43	10	3/17/2020
PZ-53	Downgradient	Overburden	1121932.34	2404813.43	513.81	513.6	516.64	48.0	478.61	468.61	10	3/19/2020



TABLE 2
SUMMARY OF MONITORING WELL AND PIEZOMETER CONSTRUCTION DATA
Georgia Power Company - Plant Scherer Ash Pond 1
Juliette, GA

Well ID	Hydraulic Location	Screened Matrix	NAD 83 Northing ^[1]	NAD 83 Easting ^[1]	Ground Surface Elevation at Concrete Pad (feet NAVD88)*	Ground Surface Elevation (feet NAVD88) ^[2]	Top of Casing Elevation (feet NAVD88) ^[2]	Well Depth (feet BTOC) ^[3]	Top of Screen Elevation (feet NAVD88) ^[2]	Bottom of Screen Elevation (feet NAVD88) ^[2]	Screen Length (feet)	Date of Installation
PIEZOMETERS - continued												
PZ-54	Downgradient	Overburden	1121509.71	2406555.15	490.27	490.2	492.96	47.8	455.17	445.17	10	3/19/2020
PZ-55	Downgradient	Overburden	1121931.60	2409132.43	444.25	444.2	447.21	39.1	418.15	408.15	10	3/20/2020
PZ-56	Downgradient	Bedrock	1123524.68	2409037.21	431.10	430.8	433.68	48.8	395.10	385.10	10	3/19/2020
PZ-57	Downgradient	Overburden/Bedrock	1123405.64	2407361.88	436.55	436.4	439.51	62.1	387.45	377.45	10	3/19/2020
PZ-58	Downgradient	Overburden	1123299.43	2405207.09	489.35	489.3	492.21	49.0	453.25	443.25	10	3/16/2020
PZ-59S	Downgradient	Overburden	1125213.65	2407658.45	383.13	382.8	385.93	27.1	368.83	358.83	10	3/20/2020
PZ-59D	Downgradient	Bedrock	1125229.89	2407668.93	383.16	382.9	385.86	72.0	328.86	313.86	15	3/27/2020
PZ-60D	Downgradient	Bedrock	1124410.72	2408242.87	386.53	386.4	389.34	102.9	317.03	286.73	30	3/29/2020
PZ-60S	Downgradient	Overburden	1124400.44	2408243.59	386.66	386.4	389.88	23.5	376.36	366.36	10	3/31/2020
PZ-61	Downgradient	Overburden/Bedrock	1122537.21	2408531.43	436.84	436.8	439.27	52.5	397.34	387.34	10	4/11/2020
PZ-62	Downgradient	Overburden	1122370.34	2406175.11	498.45	498.3	501.32	55.1	456.00	446.00	10	4/9/2020
PZ-63	Downgradient	Bedrock	1123955.38	2404060.61	499.12	498.9	501.54	42.7	468.87	458.87	10	4/12/2020
PZ-64	Downgradient	Bedrock	1123724.36	2406404.18	476.09	476.0	479.52	72.5	416.99	406.99	10	4/8/2020
PZ-65	Downgradient	Overburden	1121937.16	2407733.04	429.77	429.6	432.42	32.8	409.57	399.57	10	4/11/2020
PZ-66D	Downgradient	Bedrock	1124644.48	2409028.45	424.64	424.4	427.60	269.2	-	-	open borehole	4/2/2020
PZ-66	Downgradient	Bedrock	1124664.10	2409115.98	418.68	418.4	421.24	62.9	373.38	358.38	15	5/8/2020
PZ-67D	Downgradient	Bedrock	1125764.81	2408259.40	424.86	424.7	428.48	304.8	-	-	open borehole	4/1/2020
PZ-67	Downgradient	Overburden	1125782.26	2408248.89	423.37	423.2	425.94	42.7	393.47	383.47	10	4/25/2020
PZ-68	Downgradient	Overburden	1125116.59	2407181.92	392.34	392.1	395.55	23.4	382.14	372.14	10	4/15/2020
LPZ-01	Upgradient	Overburden/Bedrock	1117001.58	2398513.19	550.47	550.0	553.29	69.1	495.97	485.97	10	11/10/2015
LPZ-02	Upgradient	Overburden	1119972.34	2398004.93	511.42	511.1	514.52	23.4	501.07	491.07	10	11/20/2015
LPZ-03	Upgradient	Overburden	1117883.86	2398657.00	512.55	512.2	515.45	38.3	487.15	477.15	10	11/18/2015
LPZ-04	Upgradient	Overburden	1115962.59	2397083.47	458.31	458.1	461.24	43.1	440.11	430.11	10	11/19/2015
LPZ-05	Upgradient	Overburden	1115328.95	2399698.53	521.81	521.5	524.51	106.405	479.41	469.41	10	11/5/2015



TABLE 2
SUMMARY OF MONITORING WELL AND PIEZOMETER CONSTRUCTION DATA
Georgia Power Company - Plant Scherer Ash Pond 1
Juliette, GA

Well ID	Hydraulic Location	Screened Matrix	NAD 83 Northing ^[1]	NAD 83 Easting ^[1]	Ground Surface Elevation at Concrete Pad (feet NAVD88)*	Ground Surface Elevation (feet NAVD88) ^[2]	Top of Casing Elevation (feet NAVD88) ^[2]	Well Depth (feet BTOC) ^[3]	Top of Screen Elevation (feet NAVD88) ^[2]	Bottom of Screen Elevation (feet NAVD88) ^[2]	Screen Length (feet)	Date of Installation
GYPSUM CELL 1												
GWC-1	Downgradient	Overburden	1120077.85	2411555.32	371.77	371.6	374.95	39.35	346.91	336.91	10	10/28/2009
GWC-2	Downgradient	Overburden	1119816.59	2411493.53	377.02	376.9	380.22	57.82	332.12	322.12	10	10/8/2009
GWC-3	Downgradient	Overburden	1119615.01	2411201.98	409.97	409.6	412.66	49.46	373.20	363.20	10	10/29/2009
GWC-4	Downgradient	Overburden	1119255.96	2411041.82	408.50	408.4	411.75	42.85	378.70	368.70	10	11/21/2009
GWC-5	Downgradient	Overburden	1118897.72	2411025.88	393.37	393.3	396.69	38.22	372.84	362.84	10	10/22/2009
GWC-6	Downgradient	Bedrock	1118575.69	2410872.56	412.48	412.4	415.80	47.92	377.52	367.52	10	10/21/2009
GWC-7	Downgradient	Overburden	1118243.67	2410645.91	414.51	414.4	418.27	58.36	369.84	359.84	10	10/20/2009
GWC-8A	Downgradient	Overburden	1117917.32	2410375.16	398.65	398.6	401.62	48.02	364.30	354.30	10	3/29/2017
GWC-9	Downgradient	Overburden	1117955.40	2410167.75	383.21	382.8	386.18	19.87	376.02	366.02	10	11/4/2009
GWC-10	Downgradient	Overburden	1118306.77	2410018.28	389.49	388.9	392.87	39.48	367.50	357.50	10	11/3/2009
GWC-11	Downgradient	Overburden	1118648.98	2409778.84	399.21	398.8	402.33	33.52	377.81	367.81	10	11/3/2009
GWC-12	Downgradient	Overburden	1118977.87	2409554.57	409.66	409.2	412.89	37.23	384.94	374.94	10	11/3/2009
GWC-13	Downgradient	Overburden	1119338.68	2409390.95	416.71	416.5	419.77	42.76	386.52	376.52	10	11/2/2009
GWC-14	Downgradient	Overburden	1119655.05	2409111.75	400.41	400.2	403.60	28.43	386.09	376.09	10	11/4/2009
GWA-15	Upgradient	Overburden	1120009.40	2409282.43	412.00	411.7	415.01	28.31	395.51	385.51	10	11/4/2009
GWA-16	Upgradient	Overburden	1120248.68	2409579.75	441.01	440.9	444.24	58.33	396.71	386.71	10	10/13/2009
GWA-17	Upgradient	Overburden	1120210.57	2409946.73	442.92	442.8	445.84	46.32	409.27	399.27	10	9/28/2009
GWC-18	Downgradient	Overburden	1119998.73	2410261.85	436.40	436.3	439.66	62.86	389.49	379.49	10	9/29/2009
GWC-19	Downgradient	Overburden	1119645.70	2410713.20	426.34	426.3	430.20	73.90	382.45	372.45	10	10/2/2009
GWC-20	Downgradient	Overburden	1119950.51	2411195.38	423.03	423.0	426.30	72.93	363.85	353.85	10	10/6/2009

TABLE 2
SUMMARY OF MONITORING WELL AND PIEZOMETER CONSTRUCTION DATA
Georgia Power Company - Plant Scherer Ash Pond 1
Juliette, GA

Well ID	Hydraulic Location	Screened Matrix	NAD 83 Northing ^[1]	NAD 83 Easting ^[1]	Ground Surface Elevation at Concrete Pad (feet NAVD88)*	Ground Surface Elevation (feet NAVD88) ^[2]	Top of Casing Elevation (feet NAVD88) ^[2]	Well Depth (feet BTOC) ^[3]	Top of Screen Elevation (feet NAVD88) ^[2]	Bottom of Screen Elevation (feet NAVD88) ^[2]	Screen Length (feet)	Date of Installation
PAC ASH CELL												
GWA-21	Upgradient	Overburden	1120675.73	2409462.70	419.81	419.7	422.58	19.88	412.04	402.04	10	6/29/2010
GWA-22	Upgradient	Overburden/Bedrock	1120962.12	2409473.22	442.01	442.0	444.50	42.49	412.29	402.29	10	6/30/2010
GWC-29	Downgradient	Overburden	1119875.58	2408717.95	396.98	396.9	399.64	27.12	382.78	372.78	10	6/28/2010
GWA-45	Upgradient	Overburden	1120669.03	2407889.56	448.33	448.3	451.08	35.81	425.99	415.99	10	6/23/2010
GWA-46	Upgradient	Overburden	1120783.23	2408235.69	458.37	458.3	461.13	46.31	424.38	414.38	10	6/23/2010
GWA-47	Upgradient	Overburden	1120862.63	2408585.01	463.03*	462.9	465.77	57.87	421.74	411.74	10	6/22/2010
GWA-48	Upgradient	Overburden	1120953.42	2408939.48	459.00	458.8	461.73	74.89	407.74	397.74	10	6/22/2010
GWA-49	Upgradient	Overburden	1121030.08	2409288.38	430.16	429.9	432.88	40.02	401.81	391.81	10	6/21/2010
GWC-50	Downgradient	Overburden	1119917.51	2408956.10	404.44	404.3	407.16	37.82	380.88	370.88	10	6/28/2010
GWC-51	Downgradient	Overburden	1119835.51	2408436.95	407.37	407.3	410.15	29.87	393.78	383.78	10	7/27/2010
GWC-52	Downgradient	Overburden	1119972.34	2408203.99	414.43	414.4	417.13	32.75	394.53	384.53	10	6/24/2010
GWC-53	Downgradient	Overburden	1120319.65	2407943.05	433.10	432.9	435.83	30.93	412.84	402.84	10	6/23/2010



TABLE 2
SUMMARY OF MONITORING WELL AND PIEZOMETER CONSTRUCTION DATA
Georgia Power Company - Plant Scherer Ash Pond 1
Juliette, GA

Well ID	Hydraulic Location	Screened Matrix	NAD 83 Northing ^[1]	NAD 83 Easting ^[1]	Ground Surface Elevation at Concrete Pad (feet NAVD88)*	Ground Surface Elevation (feet NAVD88) ^[2]	Top of Casing Elevation (feet NAVD88) ^[2]	Well Depth (feet BTOC) ^[3]	Top of Screen Elevation (feet NAVD88) ^[2]	Bottom of Screen Elevation (feet NAVD88) ^[2]	Screen Length (feet)	Date of Installation
CELL 3												
GWC-30	Downgradient	Overburden/Bedrock	1119366.69	2408976.35	392.19	392.0	394.49	21.5	384.04	374.04	10	1/24/2020
GWC-31	Downgradient	Overburden	1118970.00	2409062.02	390.13	390.0	392.78	21.8	380.68	370.68	10	1/23/2020
GWC-32	Downgradient	Overburden	1118749.53	2409084.83	407.25	406.9	410.03	38.1	381.95	371.95	10	1/21/2020
GWC-33A	Downgradient	Overburden	1118458.68	2409359.58	391.32	390.9	393.96	27.1	376.87	366.87	10	1/25/2020
GWC-34	Downgradient	Overburden	1118248.26	2409680.41	386.48	386.2	389.29	22.1	377.23	367.23	10	1/13/2020
GWC-35	Downgradient	Overburden	1117860.46	2409906.21	385.35	385.1	387.90	22.8	375.10	365.10	10	1/12/2020
GWC-36	Downgradient	Overburden	1117561.29	2409681.44	422.52	422.0	425.12	48.5	386.62	376.62	10	1/10/2020
GWC-37	Downgradient	Overburden	1117239.70	2409636.56	427.38	427.2	429.80	44.6	395.23	385.23	10	1/8/2020
GWC-38	Downgradient	Overburden	1116786.45	2409533.11	416.23	416.0	418.68	41.7	386.98	376.98	10	1/7/2020
GWA-39	Upgradient	Bedrock	1116967.57	2408671.68	454.59	454.2	457.62	62.4	405.24	395.24	10	12/20/2019
GWA-40	Upgradient	Overburden	1117365.24	2408730.04	461.25	461.2	463.84	47.5	427.15	417.15	10	12/18/2020
GWA-41	Upgradient	Overburden	1118096.97	2408412.15	431.70	431.4	434.12	46.7	403.75	393.75	10	1/26/2020
GWA-42	Upgradient	Overburden	1118500.68	2408233.53	402.57	402.2	405.19	21.8	393.37	383.37	10	1/27/2020
GWA-43	Upgradient	Overburden	1118861.38	2408484.42	398.42	398.1	400.94	21.8	389.12	379.12	10	1/26/2020
GWA-44A	Upgradient	Overburden	1119296.99	2408569.76	396.83	396.5	399.62	23.9	386.58	376.58	10	1/27/2020
GWA-54	Upgradient	Bedrock	1117751.40	2408588.52	448.78	448.6	451.49	51.7	409.83	399.83	10	12/21/2020

Notes:

ft = feet; feet bgs = feet below ground surface; feet BTOC = feet below top of casing; * = elevation of pad

[1] Coordinates in North American Datum (NAD) 1983, State Plane, Georgia-West, feet.

[2] Vertical elevations are in feet relative to the North American Vertical Datum (NAVD) 1988.

[3] Total well depth accounts for sump if data provided on well construction logs.

[4] Survey data provided by Jordan Engineering, Inc., July 2020.

[5] - = not applicable



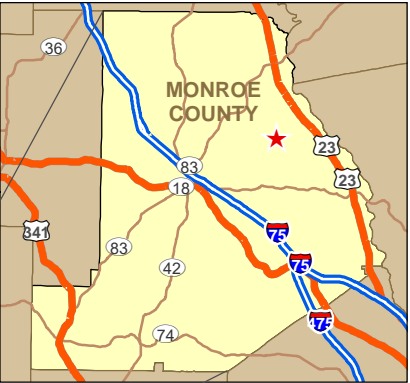
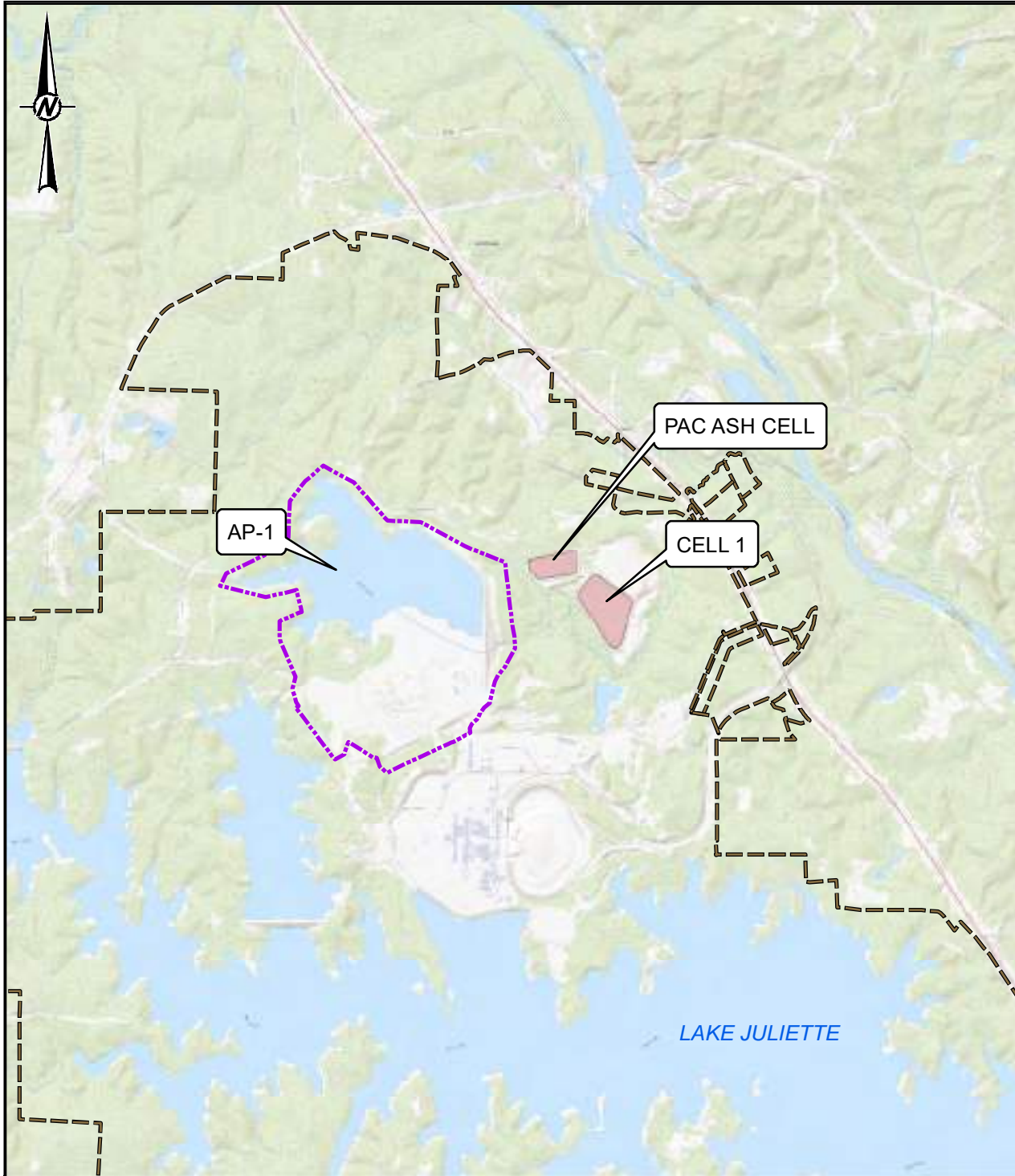
TABLE 3
Proposed ACM Supplementary Data Collection Tasks for January through June 2024
 Georgia Power Company – Plant Scherer Ash Pond 1
 Juliette, Georgia

Data Collection Event	Applicable CMs ^[1]	Applicability / Rationale	Field Component	Parameters of Interest (POI)
Groundwater Sampling	ISI P&T MNA PRB SVBW	Evaluation of attenuation mechanisms and rates and aquifer capacity for attenuation to determine the viability of in-situ injections for remedy selection.	Collect groundwater samples from existing well network currently sampled under the assessment monitoring program as well as additional site piezometers within migration pathway.	In addition to routine App III/IV parameters; sulfide, iron, manganese, magnesium, sodium, potassium, bicarbonate alkalinity, dissolved organic carbon (DOC), and total hardness to be collected at select locations.
Geochemical Modeling	ISI MNA	Evaluation of attenuation mechanisms and rates and aquifer capacity for attenuation and/or mineralogical composition to determine the viability of MNA and/or the treatability for ISI.	No Field Component	Determine attenuation rates and aquifer capacity for attenuation.

[1] Applicable Corrective Measures (CMs) retained for further evaluation:

- a) Geochemical Approaches (ISI)
- b) Hydraulic Containment (P&T)
- c) Monitored Natural Attenuation (MNA)
- d) Permeable Reactive Barrier (PRB)
- e) Subsurface Vertical Barrier Wall (SVBW).

Figures



LEGEND

- PROPERTY BOUNDARY
- AP-1 PERMIT BOUNDARY

Service Layer Credits: USGS The National Map: National Boundaries Dataset, 3DEP Elevation Program, Geographic Names Information System, National Hydrography Dataset,



CLIENT
GEORGIA POWER COMPANY
 PLANT SCHERER
 JULIETTE, GEORGIA



PROJECT
2023 SEMI-ANNUAL REMEDY SELECTION AND DESIGN
 PROGRESS REPORT

TITLE
SITE LOCATION MAP

CONSULTANT

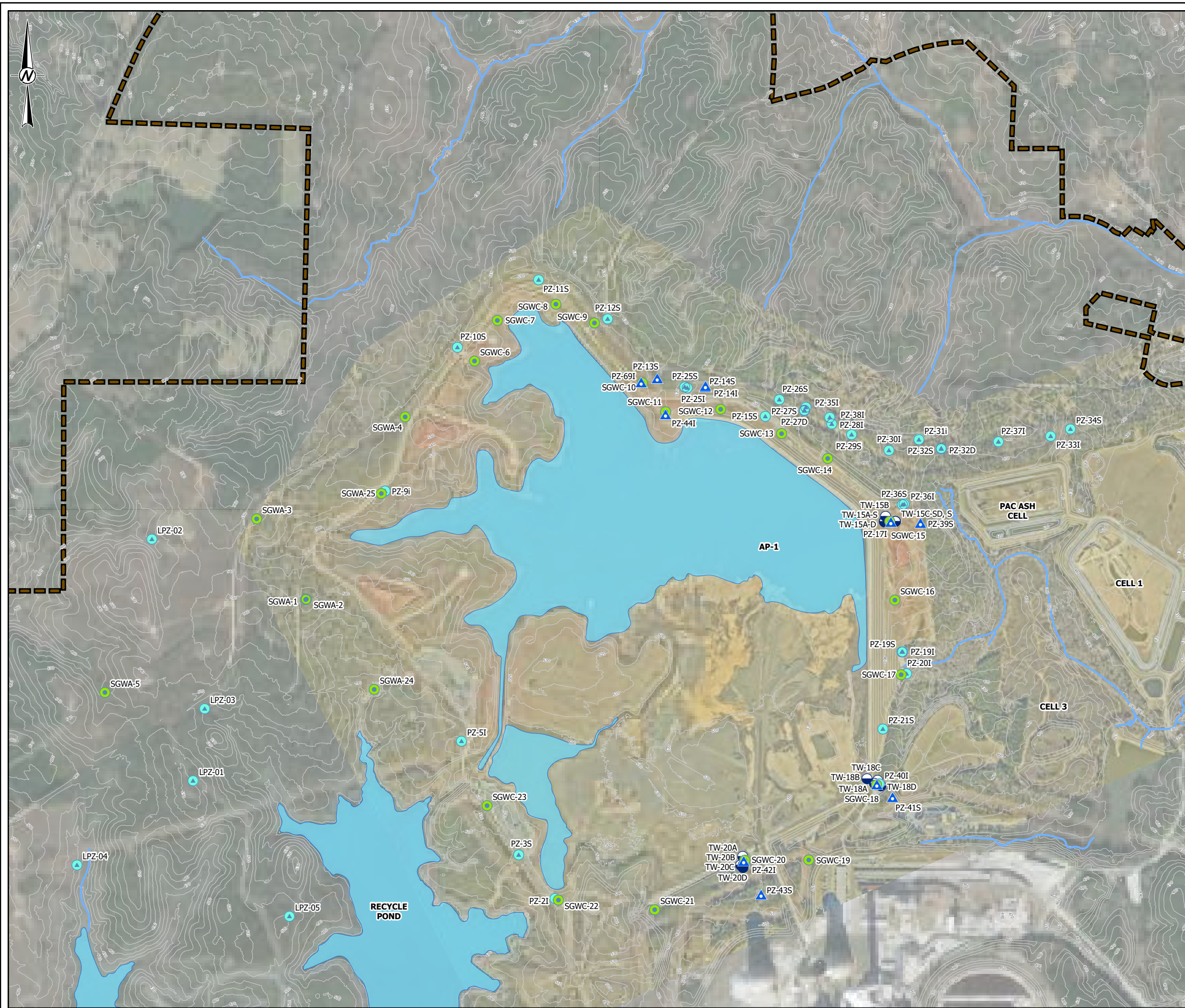


YYYY-MM-DD	2024-01-03
PREPARED	KJC
DESIGN	DLP
CHECKED	DLP
APPROVED	RNQ

PROJECT No.
 GL166235022.000

FIGURE
1

1" IF THIS MEASUREMENT DOES NOT MATCH WHAT IS SHOWN, THE SHEET HAS BEEN MODIFIED FROM ANS/A



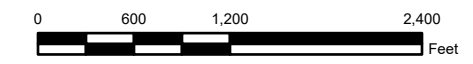
LEGEND

WELL TYPE


- DETECTION MONITORING WELL LOCATION
- ▲ PIEZOMETER LOCATION
- TEMPORARY WELL LOCATION
- ▲ ASSESSMENT MONITORING WELL LOCATION
- PROPERTY BOUNDARY
- ~ STREAM
- ◐ PONDS
- EXISTING TOPOGRAPHY

NOTE(S)
 MONITORING WELL LOCATIONS PROVIDED BY JORDAN ENGINEERING.

REFERENCE(S)
 1. COORDINATE SYSTEM: NAD 1983 STATE PLANE GEORGIA WEST FIPS 1002 FEET.
 2. BACKGROUND IMAGERY: GOOGLE IMAGERY SERVICE. COPYRIGHT GOOGLE 2023. IMAGERY CAPTURED 12/17/2022.




CLIENT
GEORGIA POWER COMPANY
 PLANT SCHERER
 JULIETTE, GEORGIA



PROJECT
2023 SEMI-ANNUAL REMEDY SELECTION AND DESIGN
PROGRESS REPORT

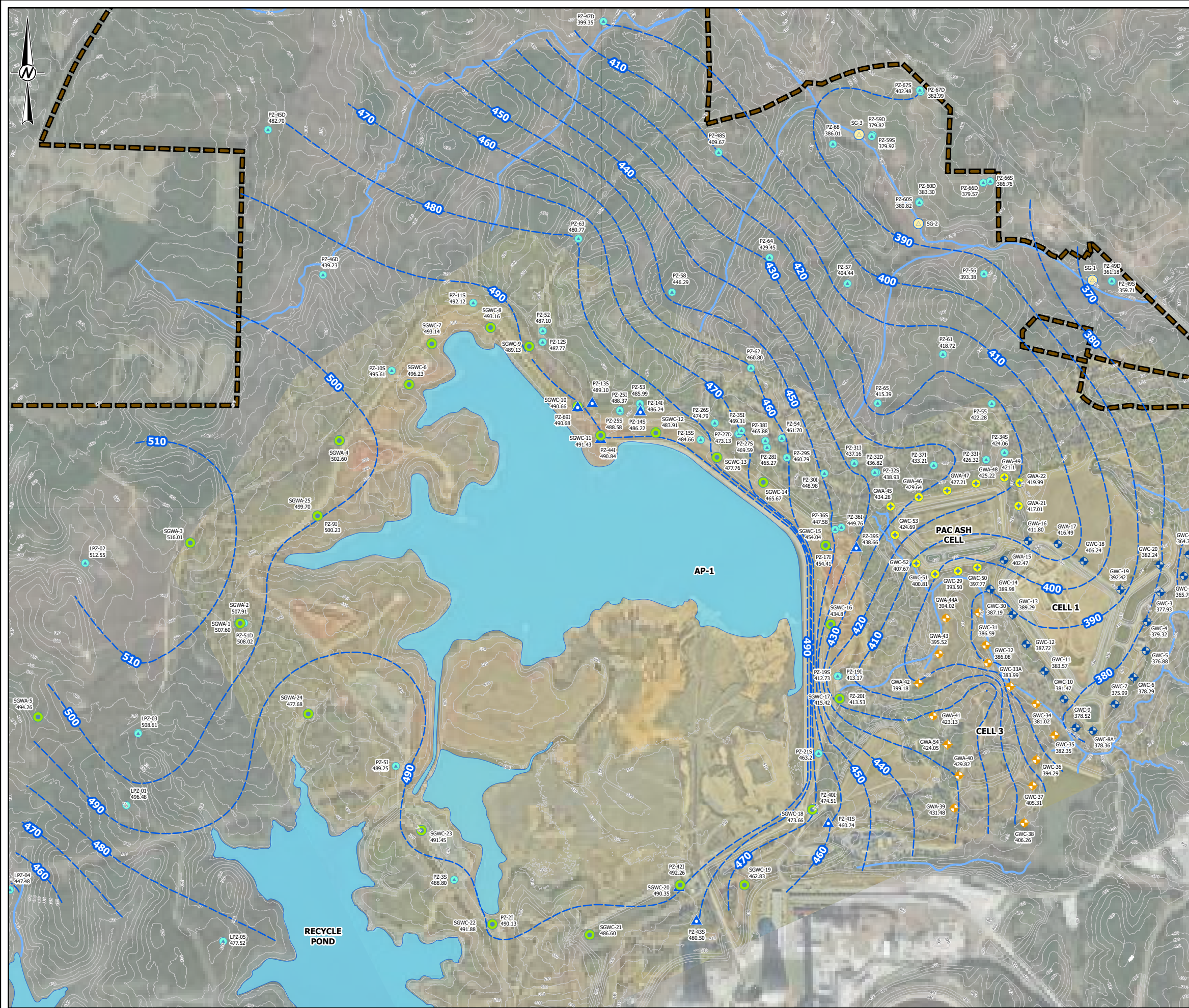
TITLE
MONITORING WELL AND PIEZOMETER LOCATION MAP

CONSULTANT	YYYY-MM-DD	2024-01-21
	DESIGNED	RHG
	PREPARED	RHG
	REVIEWED	RNQ
	APPROVED	RNQ

PROJECT NO.
31406440.018

FIGURE
2

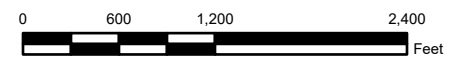
IF THIS MEASUREMENT DOES NOT MATCH WHAT IS SHOWN, THE SHEET SIZE HAS BEEN MODIFIED FROM: ANSI B



- LEGEND**
- SCHERER ASH POND-CCR MONITORING WELL
 - ◆ CELL 1 LANDFILL MONITORING WELL
 - PAC ASH LANDFILL MONITORING WELL
 - ◆ CELL 3 MONITORING WELL
 - PIEZOMETER
 - STREAM GAUGE LOCATION
 - ▲ ASSESSMENT MONITORING WELL
 - INFERRED POTENTIOMETRIC SURFACE CONTOUR (FT-NAVD 88)
 - STREAM
 - - - PROPERTY BOUNDARY
 - EXISTING TOPOGRAPHY
 - PONDS
 - NM ELEVATION NOT MEASURED

- NOTE(S)**
1. GROUNDWATER ELEVATIONS MEASUREMENTS OBTAINED JULY 31, 2023 BY WSP STAFF.
 2. GROUNDWATER ELEVATIONS DISPLAYED IN FEET-NORTH AMERICAN VERTICAL DATUM (FT-NAVD 88).
 3. DEEP AND INTERMEDIATE WELL GROUNDWATER ELEVATIONS WERE NOT USED TO GENERATE GROUNDWATER CONTOURS.
 4. PZ-50D IS NOT SHOWN; ITS LOCATION IS BEYOND THE MAPPED LIMITS.
 5. PZ-46D* AND PZ-67D* WERE NOT USED FOR CONTOURING.

- REFERENCE(S)**
1. COORDINATE SYSTEM: NAD 1983 STATE PLANE GEORGIA WEST FIPS 1002 FEET.
 2. MONITORING WELL/PIEZOMETER LOCATIONS PROVIDED BY JORDAN ENGINEERING.
 3. BACKGROUND IMAGERY: GOOGLE IMAGERY SERVICE. COPYRIGHT GOOGLE 2023. IMAGERY CAPTURED 12/17/2022.



CLIENT
GEORGIA POWER COMPANY
 PLANT SCHERER
 JULIETTE, GEORGIA

PROJECT
2023 SEMI-ANNUAL REMEDY SELECTION AND DESIGN
PROGRESS REPORT

TITLE
POTENTIOMETRIC SURFACE MAP
JULY 31, 2023

CONSULTANT	DATE	BY
	YYYY-MM-DD	2024-01-21
	DESIGNED	RHG
	PREPARED	RHG
	REVIEWED	RNQ
	APPROVED	RNQ

PROJECT NO. **31406440.018** FIGURE **3**

IF THIS MEASUREMENT DOES NOT MATCH WHAT IS SHOWN, THE SHEET SIZE HAS BEEN MODIFIED FROM: ANSI B



LEGEND

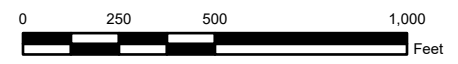
- TRANSECT BORING LOCATION
- TRANSECT LOCATION
- SCHERER ASH POND-CCR MONITORING WELL
- CELL 1 LANDFILL MONITORING WELL
- PAC ASH LANDFILL MONITORING WELL
- CELL 3 MONITORING WELL
- PIEZOMETER
- ASSESSMENT MONITORING WELL
- TEMPORARY WELL LOCATION
- INFERRED POTENTIOMETRIC SURFACE CONTOUR (FT-NAVD 88)
- PONDS
- ELEVATION NOT MEASURED

NOTE(S)

1. GROUNDWATER ELEVATION MEASUREMENTS OBTAINED JULY 31, 2023 BY WSP.
2. GROUNDWATER ELEVATIONS DISPLAYED IN FEET-NORTH AMERICAN VERTICAL DATUM.
3. DEEP AND INTERMEDIATE WELL GROUNDWATER ELEVATIONS WERE NOT USED TO GENERATE GROUNDWATER CONTOURS.

REFERENCE(S)

1. COORDINATE SYSTEM: NAD 1983 STATE PLANE GEORGIA WEST FIPS 1002 FEET.
2. MONITORING WELL/PIEZOMETER LOCATIONS PROVIDED BY JORDAN ENGINEERING.
3. BACKGROUND IMAGERY: GOOGLE IMAGERY SERVICE. COPYRIGHT GOOGLE 2023. IMAGERY CAPTURED 12/17/2022.



CLIENT
GEORGIA POWER COMPANY
 PLANT SCHERER
 JULIETTE, GEORGIA



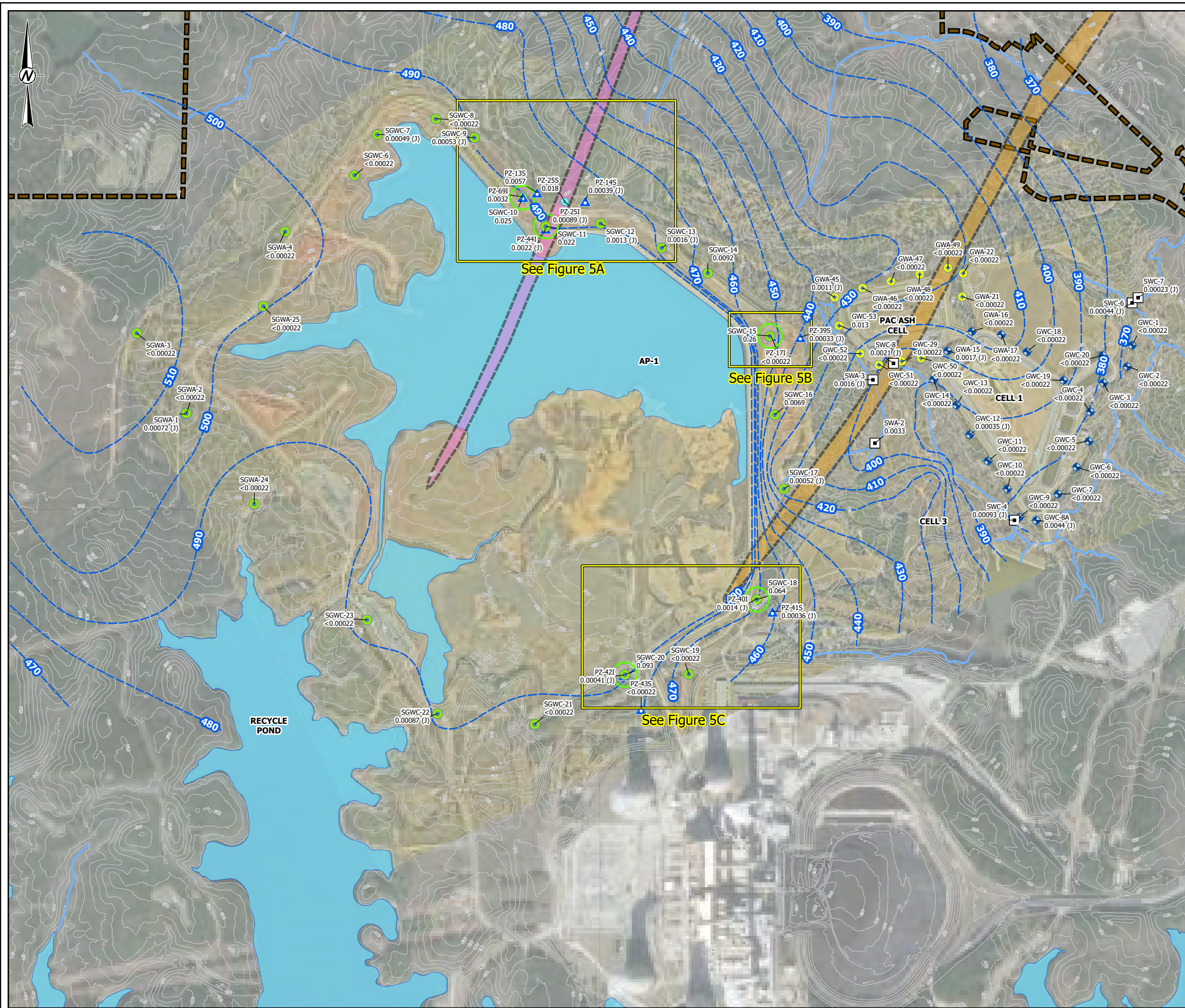
PROJECT
2023 SEMI-ANNUAL REMEDY SELECTION AND DESIGN
 PROGRESS REPORT

TITLE
TRANSECT BORING LOCATIONS

CONSULTANT	DATE	BY
	YYYY-MM-DD	2024-01-03
	DESIGNED	RHG
	PREPARED	RHG
	REVIEWED	RNQ
	APPROVED	RNQ

PROJECT NO. **31406440.018** FIGURE **4**

IF THIS MEASUREMENT DOES NOT MATCH WHAT IS SHOWN, THE SHEET SIZE HAS BEEN MODIFIED FROM: ANSI B



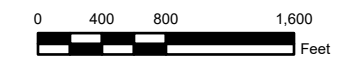
- LEGEND**
- COBALT ISOCONCENTRATION CONTOUR
 - INFERRED POTENTIOMETRIC SURFACE CONTOUR (FT-NAVD 88, JULY 2023)
 - PROPERTY BOUNDARY
 - SCHERER ASH POND-CCR MONITORING WELL
 - CELL 1 LANDFILL MONITORING WELL
 - PAC ASH LANDFILL MONITORING WELL
 - PIEZOMETER
 - ASSESSMENT MONITORING WELL
 - SURFACE WATER LOCATION
 - DIABASE (Td)
 - DIORITE SILL (OZpd)

ANALYTE	UNITS	SCREENING / TARGET LEVELS			
		RSL	MCL	SITE-SPECIFIC BACKGROUND (UPPER TOLERANCE LIMIT)	GWPS
COBALT, TOTAL	mg/L	0.006	N/R	0.02	0.02

RSL = REGIONAL SCREENING LEVEL
MCL = MAXIMUM CONTAMINANT LEVEL
GWPS = GROUNDWATER PROTECTION STANDARD
N/R = NOT REPORTED

- NOTE(S)**
- ALL LOCATIONS AND BOUNDARIES ARE APPROXIMATE.
 - CONCENTRATIONS REPORTED IN MILLIGRAMS PER LITER (MG/L), SAMPLED FROM AUGUST 2023. J FLAGS INDICATE ESTIMATED VALUE.
 - THE GEOLOGY PRESENTED ON THIS FIGURE IS TAKEN FROM THE GEOLOGIC MAP PREPARED BY PETROLOGIC SOLUTIONS INC. IN 2020.

- REFERENCE(S)**
- COORDINATE SYSTEM: NAD 1983 STATE PLANE GEORGIA WEST FIPS 1002 FEET.
 - MONITORING WELL/PIEZOMETER LOCATIONS SURVEYED BY JORDAN ENGINEERING, INC.



CLIENT
GEORGIA POWER COMPANY
PLANT SCHERER
JULIETTE, GEORGIA

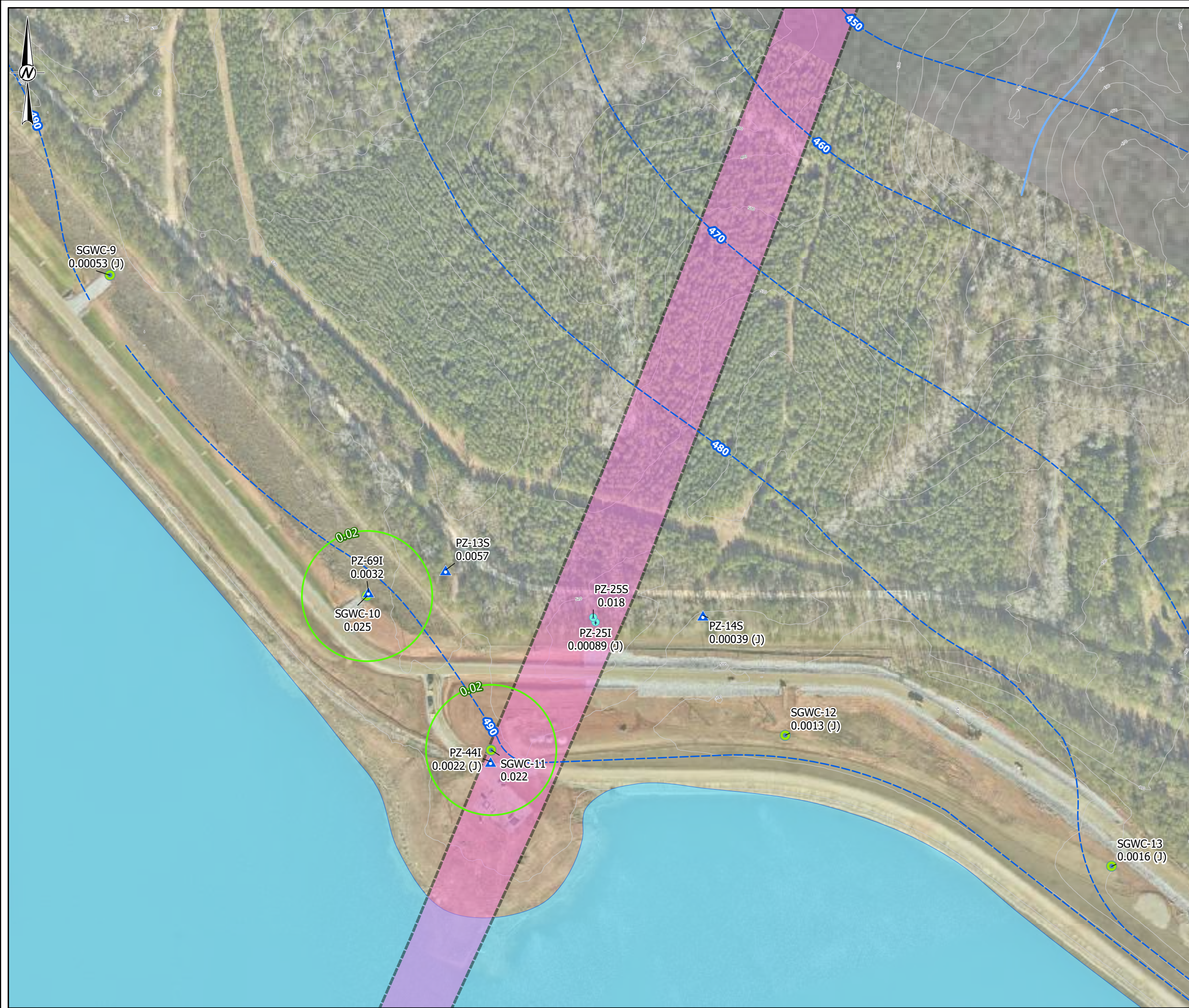
PROJECT
2023 SEMI-ANNUAL REMEDY SELECTION AND DESIGN
PROGRESS REPORT

TITLE
COBALT ISOCONCENTRATION MAP
AUGUST 2023

	CONSULTANT	YYYY-MM-DD	2024-01-21
	DESIGNED		RHG
	PREPARED		RHG
	REVIEWED		RNQ
	APPROVED		RNQ

PROJECT NO. 31406440.018

IF THIS MEASUREMENT DOES NOT MATCH WHAT IS SHOWN, THE SHEET SIZE HAS BEEN MODIFIED FROM: ANSI B



- LEGEND**
- COBALT ISOCONCENTRATION CONTOUR
 - INFERRED POTENTIOMETRIC SURFACE CONTOUR (FT-NAVD 88, JULY 2023)
 - SCHERER ASH POND-CCR MONITORING WELL
 - PIEZOMETER
 - ASSESSMENT MONITORING WELL
 - DIABASE (Td)

ANALYTE	UNITS	SCREENING / TARGET LEVELS			
		RSL	MCL	SITE-SPECIFIC BACKGROUND (UPPER TOLERANCE LIMIT)	GWPS
COBALT, TOTAL	mg/L	0.006	N/R	0.02	0.02

RSL = REGIONAL SCREENING LEVEL
MCL = MAXIMUM CONTAMINANT LEVEL
GWPS = GROUNDWATER PROTECTION STANDARD
N/R = NOT REPORTED

NOTE(S)

1. ALL LOCATIONS AND BOUNDARIES ARE APPROXIMATE.
2. CONCENTRATIONS REPORTED IN MILLIGRAMS PER LITER (MG/L), SAMPLED FROM AUGUST 2023. J FLAGS INDICATE ESTIMATED VALUE.
3. THE GEOLOGY PRESENTED ON THIS FIGURE IS TAKEN FROM THE GEOLOGIC MAP PREPARED BY PETROLOGIC SOLUTIONS INC. IN 2020.

REFERENCE(S)

1. COORDINATE SYSTEM: NAD 1983 STATE PLANE GEORGIA WEST FIPS 1002 FEET.
2. MONITORING WELL/PIEZOMETER LOCATIONS SURVEYED BY JORDAN ENGINEERING, INC.



CLIENT
GEORGIA POWER COMPANY
PLANT SCHERER
JULIETTE, GEORGIA

PROJECT
2023 SEMI-ANNUAL REMEDY SELECTION AND DESIGN
PROGRESS REPORT

TITLE
INSET A - COBALT ISOCONCENTRATION MAP
AUGUST 2023

CONSULTANT	YYYY-MM-DD	2024-01-04
	DESIGNED	RHG
	PREPARED	RHG
	REVIEWED	RNQ
	APPROVED	RNQ

PROJECT NO. 31406440.018 FIGURE 5A

IF THIS MEASUREMENT DOES NOT MATCH WHAT IS SHOWN, THE SHEET SIZE HAS BEEN MODIFIED FROM: ANSI B 11



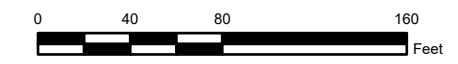
- LEGEND**
- 0.02 COBALT ISOCONCENTRATION CONTOUR
 - INFERRED POTENTIOMETRIC SURFACE CONTOUR (FT-NAVD 88, JULY 2023)
 - SCHERER ASH POND-CCR MONITORING WELL
 - ASSESSMENT MONITORING WELL

ANALYTE	UNITS	SCREENING / TARGET LEVELS			
		RSL	MCL	SITE-SPECIFIC BACKGROUND (UPPER TOLERANCE LIMIT)	GWPS
COBALT, TOTAL	mg/L	0.006	N/R	0.02	0.02

RSL = REGIONAL SCREENING LEVEL
MCL = MAXIMUM CONTAMINANT LEVEL
GWPS = GROUNDWATER PROTECTION STANDARD
N/R = NOT REPORTED

- NOTE(S)**
1. ALL LOCATIONS AND BOUNDARIES ARE APPROXIMATE.
 2. CONCENTRATIONS REPORTED IN MILLIGRAMS PER LITER (MG/L), SAMPLED FROM AUGUST 2023. J FLAGS INDICATE ESTIMATED VALUE.
 3. THE GEOLOGY PRESENTED ON THIS FIGURE IS TAKEN FROM THE GEOLOGIC MAP PREPARED BY PETROLOGIC SOLUTIONS INC. IN 2020.

- REFERENCE(S)**
1. COORDINATE SYSTEM: NAD 1983 STATE PLANE GEORGIA WEST FIPS 1002 FEET.
 2. MONITORING WELL/PIEZOMETER LOCATIONS SURVEYED BY JORDAN ENGINEERING, INC.




CLIENT
GEORGIA POWER COMPANY
PLANT SCHERER
JULIETTE, GEORGIA



PROJECT
2023 SEMI-ANNUAL REMEDY SELECTION AND DESIGN
PROGRESS REPORT

TITLE
INSET B - COBALT ISOCONCENTRATION MAP
AUGUST 2023

CONSULTANT	YYYY-MM-DD	2024-01-03
	DESIGNED	RHG
	PREPARED	RHG
	REVIEWED	RNQ
	APPROVED	RNQ

IF THIS MEASUREMENT DOES NOT MATCH WHAT IS SHOWN, THE SHEET SIZE HAS BEEN MODIFIED FROM: ANSI B



- LEGEND**
- COBALT ISOCONCENTRATION CONTOUR
 - INFERRED POTENTIOMETRIC SURFACE CONTOUR (FT-NAVD 88, JULY 2023)
 - SCHERER ASH POND-CCR MONITORING WELL
 - ASSESSMENT MONITORING WELL
 - DIORITE SILL (OZpd)

ANALYTE	UNITS	SCREENING / TARGET LEVELS			
		RSL	MCL	SITE-SPECIFIC BACKGROUND (UPPER TOLERANCE LIMIT)	GWPS
COBALT, TOTAL	mg/L	0.006	N/R	0.02	0.02

RSL = REGIONAL SCREENING LEVEL
MCL = MAXIMUM CONTAMINANT LEVEL
GWPS = GROUNDWATER PROTECTION STANDARD
N/R = NOT REPORTED

- NOTE(S)**
1. ALL LOCATIONS AND BOUNDARIES ARE APPROXIMATE.
 2. CONCENTRATIONS REPORTED IN MILLIGRAMS PER LITER (MG/L), SAMPLED FROM AUGUST 2023. J FLAGS INDICATE ESTIMATED VALUE.
 3. THE GEOLOGY PRESENTED ON THIS FIGURE IS TAKEN FROM THE GEOLOGIC MAP PREPARED BY PETROLOGIC SOLUTIONS INC. IN 2020.

- REFERENCE(S)**
1. COORDINATE SYSTEM: NAD 1983 STATE PLANE GEORGIA WEST FIPS 1002 FEET.
 2. MONITORING WELL/PIEZOMETER LOCATIONS SURVEYED BY JORDAN ENGINEERING, INC.



CLIENT
GEORGIA POWER COMPANY
 PLANT SCHERER
 JULIETTE, GEORGIA

PROJECT
2023 SEMI-ANNUAL REMEDY SELECTION AND DESIGN
 PROGRESS REPORT

TITLE
INSET C - COBALT ISOCONCENTRATION MAP
AUGUST 2023

	CONSULTANT	YYYY-MM-DD	2024-01-03
	DESIGNED	RHG	
	PREPARED	RHG	
	REVIEWED	RNQ	
	APPROVED	RNQ	

PROJECT NO. 31406440.018

FIGURE 5C

IF THIS MEASUREMENT DOES NOT MATCH WHAT IS SHOWN, THE SHEET SIZE HAS BEEN MODIFIED FROM: ANSI B 118

Appendix A

EDR GeoCheck® Report

Plant Scherer

10988 GA 87

Juliette, GA 31046

Inquiry Number: 7536475.3s

January 08, 2024

The EDR GeoCheck® Report



6 Armstrong Road, 4th floor
Shelton, CT 06484
Toll Free: 800.352.0050
www.edrnet.com

TABLE OF CONTENTS

<u>SECTION</u>	<u>PAGE</u>
<u>GEOCHECK ADDENDUM</u>	
Physical Setting Source Addendum	A-1
Physical Setting Source Summary	A-2
Physical Setting Source Map	A-7
Physical Setting Source Map Findings	A-8
Physical Setting Source Records Searched	PSGR-1

Thank you for your business.
Please contact EDR at 1-800-352-0050
with any questions or comments.

Disclaimer - Copyright and Trademark Notice

This Report contains certain information obtained from a variety of public and other sources reasonably available to Environmental Data Resources, LLC. It cannot be concluded from this Report that coverage information for the target and surrounding properties does not exist from other sources. This Report is provided on an "AS IS", "AS AVAILABLE" basis. **NO WARRANTY EXPRESS OR IMPLIED IS MADE WHATSOEVER IN CONNECTION WITH THIS REPORT. ENVIRONMENTAL DATA RESOURCES, LLC AND ITS SUBSIDIARIES, AFFILIATES AND THIRD PARTY SUPPLIERS DISCLAIM ALL WARRANTIES, OF ANY KIND OR NATURE, EXPRESS OR IMPLIED, ARISING OUT OF OR RELATED TO THIS REPORT OR ANY OF THE DATA AND INFORMATION PROVIDED IN THIS REPORT, INCLUDING WITHOUT LIMITATION, ANY WARRANTIES REGARDING ACCURACY, QUALITY, CORRECTNESS, COMPLETENESS, COMPREHENSIVENESS, SUITABILITY, MERCHANTABILITY, FITNESS FOR A PARTICULAR PURPOSE, TITLE, NON-INFRINGEMENT, MISAPPROPRIATION, OR OTHERWISE. ALL RISK IS ASSUMED BY THE USER. IN NO EVENT SHALL ENVIRONMENTAL DATA RESOURCES, LLC OR ITS SUBSIDIARIES, AFFILIATES OR THIRD PARTY SUPPLIERS BE LIABLE TO ANYONE FOR ANY DIRECT, INCIDENTAL, INDIRECT, SPECIAL, CONSEQUENTIAL OR OTHER DAMAGES OF ANY TYPE OR KIND (INCLUDING BUT NOT LIMITED TO LOSS OF PROFITS, LOSS OF USE, OR LOSS OF DATA) INFORMATION PROVIDED IN THIS REPORT.** Any analyses, estimates, ratings, environmental risk levels, or risk codes provided in this Report are provided for illustrative purposes only, and are not intended to provide, nor should they be interpreted as providing any facts regarding, or prediction or forecast of, any environmental risk for any property. Only an assessment performed by a qualified environmental professional can provide findings, opinions or conclusions regarding the environmental risk or conditions in, on or at any property.

Copyright 2024 by Environmental Data Resources, LLC. All rights reserved. Reproduction in any media or format, in whole or in part, of any report or map of Environmental Data Resources, LLC, or its affiliates, is prohibited without prior written permission.

EDR and its logos (including Sanborn and Sanborn Map) are trademarks of Environmental Data Resources, LLC or its affiliates. All other trademarks used herein are the property of their respective owners.

GEOCHECK® - PHYSICAL SETTING SOURCE REPORT

TARGET PROPERTY ADDRESS

PLANT SCHERER
10988 GA 87
JULIETTE, GA 31046

TARGET PROPERTY COORDINATES

Latitude (North):	33.079999 - 33° 4' 48.00"
Longitude (West):	83.785944 - 83° 47' 9.40"
Universal Tranverse Mercator:	Zone 17
UTM X (Meters):	239936.4
UTM Y (Meters):	3663417.0
Elevation:	440 ft. above sea level

USGS TOPOGRAPHIC MAP

Target Property Map:	33083-A7 EAST JULIETTE, GA
Version Date:	1973

EDR's GeoCheck Physical Setting Source Addendum is provided to assist the environmental professional in forming an opinion about the impact of potential contaminant migration.

Assessment of the impact of contaminant migration generally has two principle investigative components:

1. Groundwater flow direction, and
2. Groundwater flow velocity.

Groundwater flow direction may be impacted by surface topography, hydrology, hydrogeology, characteristics of the soil, and nearby wells. Groundwater flow velocity is generally impacted by the nature of the geologic strata.

GEOCHECK® - PHYSICAL SETTING SOURCE SUMMARY

GROUNDWATER FLOW DIRECTION INFORMATION

Groundwater flow direction for a particular site is best determined by a qualified environmental professional using site-specific well data. If such data is not reasonably ascertainable, it may be necessary to rely on other sources of information, such as surface topographic information, hydrologic information, hydrogeologic data collected on nearby properties, and regional groundwater flow information (from deep aquifers).

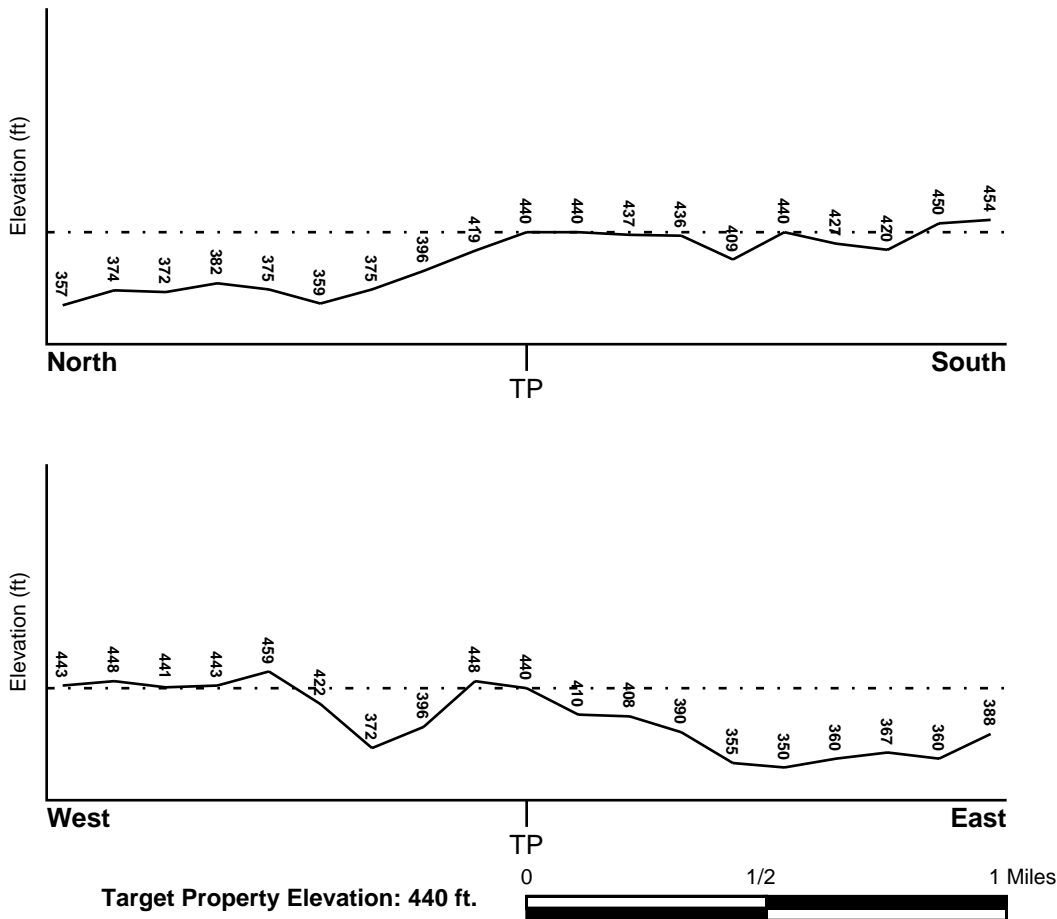
TOPOGRAPHIC INFORMATION

Surface topography may be indicative of the direction of surficial groundwater flow. This information can be used to assist the environmental professional in forming an opinion about the impact of nearby contaminated properties or, should contamination exist on the target property, what downgradient sites might be impacted.

TARGET PROPERTY TOPOGRAPHY

General Topographic Gradient: General NNW

SURROUNDING TOPOGRAPHY: ELEVATION PROFILES



Source: Topography has been determined from the USGS 7.5' Digital Elevation Model and should be evaluated on a relative (not an absolute) basis. Relative elevation information between sites of close proximity should be field verified.

GEOCHECK® - PHYSICAL SETTING SOURCE SUMMARY

HYDROLOGIC INFORMATION

Surface water can act as a hydrologic barrier to groundwater flow. Such hydrologic information can be used to assist the environmental professional in forming an opinion about the impact of nearby contaminated properties or, should contamination exist on the target property, what downgradient sites might be impacted.

Refer to the Physical Setting Source Map following this summary for hydrologic information (major waterways and bodies of water).

FEMA FLOOD ZONE

<u>Flood Plain Panel at Target Property</u>	<u>FEMA Source Type</u>
13207C0150D	FEMA FIRM Flood data
<u>Additional Panels in search area:</u>	<u>FEMA Source Type</u>
Not Reported	

NATIONAL WETLAND INVENTORY

<u>NWI Quad at Target Property</u>	<u>NWI Electronic Data Coverage</u>
EAST JULIETTE	YES - refer to the Overview Map and Detail Map

HYDROGEOLOGIC INFORMATION

Hydrogeologic information obtained by installation of wells on a specific site can often be an indicator of groundwater flow direction in the immediate area. Such hydrogeologic information can be used to assist the environmental professional in forming an opinion about the impact of nearby contaminated properties or, should contamination exist on the target property, what downgradient sites might be impacted.

AQUIFLOW®

Search Radius: 1.000 Mile.

EDR has developed the AQUIFLOW Information System to provide data on the general direction of groundwater flow at specific points. EDR has reviewed reports submitted by environmental professionals to regulatory authorities at select sites and has extracted the date of the report, groundwater flow direction as determined hydrogeologically, and the depth to water table.

<u>MAP ID</u>	<u>LOCATION FROM TP</u>	<u>GENERAL DIRECTION GROUNDWATER FLOW</u>
Not Reported		

GEOCHECK® - PHYSICAL SETTING SOURCE SUMMARY

GROUNDWATER FLOW VELOCITY INFORMATION

Groundwater flow velocity information for a particular site is best determined by a qualified environmental professional using site specific geologic and soil strata data. If such data are not reasonably ascertainable, it may be necessary to rely on other sources of information, including geologic age identification, rock stratigraphic unit and soil characteristics data collected on nearby properties and regional soil information. In general, contaminant plumes move more quickly through sandy-gravelly types of soils than silty-clayey types of soils.

GEOLOGIC INFORMATION IN GENERAL AREA OF TARGET PROPERTY

Geologic information can be used by the environmental professional in forming an opinion about the relative speed at which contaminant migration may be occurring.

ROCK STRATIGRAPHIC UNIT

Era: Paleozoic
System: Pennsylvanian
Series: Felsic paragneiss and schist
Code: mm1 (*decoded above as Era, System & Series*)

GEOLOGIC AGE IDENTIFICATION

Category: Metamorphic Rocks

Geologic Age and Rock Stratigraphic Unit Source: P.G. Schruben, R.E. Arndt and W.J. Bawiec, Geology of the Conterminous U.S. at 1:2,500,000 Scale - a digital representation of the 1974 P.B. King and H.M. Beikman Map, USGS Digital Data Series DDS - 11 (1994).

DOMINANT SOIL COMPOSITION IN GENERAL AREA OF TARGET PROPERTY

The U.S. Department of Agriculture's (USDA) Soil Conservation Service (SCS) leads the National Cooperative Soil Survey (NCSS) and is responsible for collecting, storing, maintaining and distributing soil survey information for privately owned lands in the United States. A soil map in a soil survey is a representation of soil patterns in a landscape. Soil maps for STATSGO are compiled by generalizing more detailed (SSURGO) soil survey maps. The following information is based on Soil Conservation Service STATSGO data.

Soil Component Name: DAVIDSON

Soil Surface Texture: clay loam

Hydrologic Group: Class B - Moderate infiltration rates. Deep and moderately deep, moderately well and well drained soils with moderately coarse textures.

Soil Drainage Class: Well drained. Soils have intermediate water holding capacity. Depth to water table is more than 6 feet.

Hydric Status: Soil does not meet the requirements for a hydric soil.

Corrosion Potential - Uncoated Steel: HIGH

Depth to Bedrock Min: > 60 inches

Depth to Bedrock Max: > 60 inches

GEOCHECK® - PHYSICAL SETTING SOURCE SUMMARY

Soil Layer Information							
Layer	Boundary		Soil Texture Class	Classification		Permeability Rate (in/hr)	Soil Reaction (pH)
	Upper	Lower		AASHTO Group	Unified Soil		
1	0 inches	7 inches	clay loam	Silt-Clay Materials (more than 35 pct. passing No. 200), Clayey Soils.	FINE-GRAINED SOILS, Silts and Clays (liquid limit less than 50%), Lean Clay Soils.	Max: 2.00 Min: 0.60	Max: 6.50 Min: 4.50
2	7 inches	12 inches	clay loam	Silt-Clay Materials (more than 35 pct. passing No. 200), Clayey Soils.	FINE-GRAINED SOILS, Silts and Clays (liquid limit less than 50%), Lean Clay Soils.	Max: 2.00 Min: 0.60	Max: 6.50 Min: 4.50
3	12 inches	53 inches	clay	Silt-Clay Materials (more than 35 pct. passing No. 200), Clayey Soils.	FINE-GRAINED SOILS, Silts and Clays (liquid limit less than 50%), Lean Clay Soils.	Max: 2.00 Min: 0.60	Max: 6.50 Min: 4.50
4	53 inches	72 inches	clay	Silt-Clay Materials (more than 35 pct. passing No. 200), Silty Soils.	FINE-GRAINED SOILS, Silts and Clays (liquid limit less than 50%), Lean Clay Soils.	Max: 2.00 Min: 0.60	Max: 6.50 Min: 4.50

OTHER SOIL TYPES IN AREA

Based on Soil Conservation Service STATSGO data, the following additional subordinant soil types may appear within the general area of target property.

Soil Surface Textures: sandy loam
sandy clay loam
gravelly - clay loam

Surficial Soil Types: sandy loam
sandy clay loam
gravelly - clay loam

Shallow Soil Types: clay
sandy clay
sandy clay loam
gravelly - clay loam

Deeper Soil Types: fine sandy loam
sandy loam
loamy sand
weathered bedrock

GEOCHECK® - PHYSICAL SETTING SOURCE SUMMARY

LOCAL / REGIONAL WATER AGENCY RECORDS

EDR Local/Regional Water Agency records provide water well information to assist the environmental professional in assessing sources that may impact ground water flow direction, and in forming an opinion about the impact of contaminant migration on nearby drinking water wells.

WELL SEARCH DISTANCE INFORMATION

<u>DATABASE</u>	<u>SEARCH DISTANCE (miles)</u>
Federal USGS	2.000
Federal FRDS PWS	2.000
State Database	2.000

FEDERAL USGS WELL INFORMATION

<u>MAP ID</u>	<u>WELL ID</u>	<u>LOCATION FROM TP</u>
A2	USGS40000261841	1 - 2 Miles SW
A3	USGS40000261847	1 - 2 Miles SW
B5	USGS40000261824	1 - 2 Miles SSW
B6	USGS40000261819	1 - 2 Miles SSW
8	USGS40000261838	1 - 2 Miles SW
C10	USGS40000261965	1 - 2 Miles NNW
D13	USGS40000261809	1 - 2 Miles SSW
D14	USGS40000261804	1 - 2 Miles SSW

FEDERAL FRDS PUBLIC WATER SUPPLY SYSTEM INFORMATION

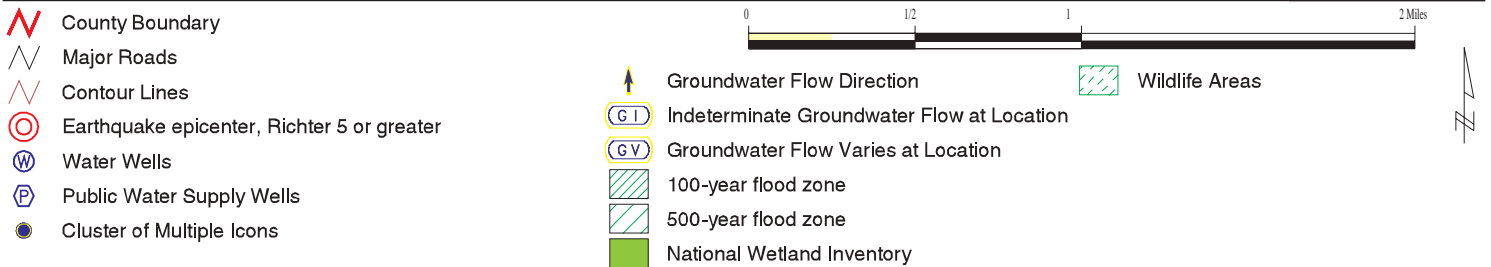
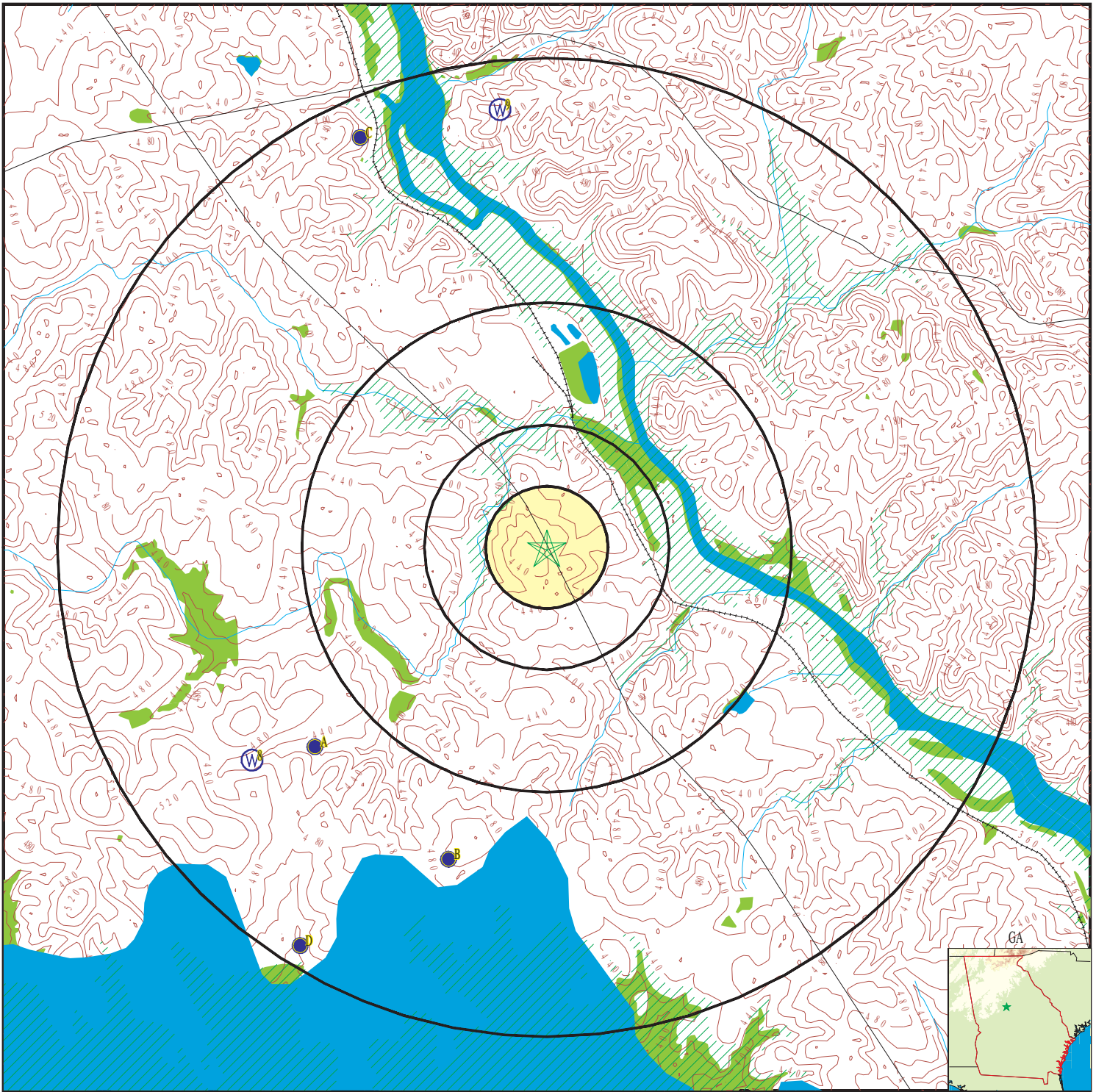
<u>MAP ID</u>	<u>WELL ID</u>	<u>LOCATION FROM TP</u>
No PWS System Found		

Note: PWS System location is not always the same as well location.

STATE DATABASE WELL INFORMATION

<u>MAP ID</u>	<u>WELL ID</u>	<u>LOCATION FROM TP</u>
A1	0000008219	1 - 2 Miles SW
A4	0000008220	1 - 2 Miles SW
B7	0000008218	1 - 2 Miles SSW
9	GAPR01000000834	1 - 2 Miles North
C11	0000008221	1 - 2 Miles NNW
D12	0000008216	1 - 2 Miles SSW

PHYSICAL SETTING SOURCE MAP - 7536475.3s



SITE NAME: Plant Scherer
 ADDRESS: 10988 GA 87
 Juliette GA 31046
 LAT/LONG: 33.079999 / 83.785944

CLIENT: WSP USA Environment & Infrastructure Inc.
 CONTACT: Tanya Kinnard
 INQUIRY #: 7536475.3s
 DATE: January 08, 2024 4:32 pm

GEOCHECK® - PHYSICAL SETTING SOURCE MAP FINDINGS

Map ID
 Direction
 Distance
 Elevation

Database EDR ID Number

A1
SW
1 - 2 Miles
Lower

GA WELLS 000008219

County code:	207	Well num:	15Y002
Remarks:	GA POWER-PLNT SCHERER,CW1	Lat:	330404
Lon:	0834804	Latlon datum:	NAD27
Alt:	470.0	Alt datum:	NGVD29
Depth:	308.0	Depth to casing:	25.0
Casing dia:	6.0	Casing matl:	S
Depth to top:	25.0	Depth to bot:	308.0
Opening type:	X	Constr date:	197405
Discharge:	69.0	Prim use:	J
Aquifer code:	Not Reported	Edr id:	000008219

A2
SW
1 - 2 Miles
Lower

FED USGS USGS40000261841

Organization ID:	USGS-GA	Organization Name:	USGS Georgia Water Science Center
Monitor Location:	15Y002	Type:	Well
Description:	GA POWER-PLNT SCHERER,CW1	HUC:	03070103
Drainage Area:	Not Reported	Drainage Area Units:	Not Reported
Contrib Drainage Area:	Not Reported	Contrib Drainage Area Unts:	Not Reported
Aquifer:	Not Reported	Formation Type:	Not Reported
Aquifer Type:	Not Reported	Construction Date:	197405
Well Depth:	308	Well Depth Units:	ft
Well Hole Depth:	Not Reported	Well Hole Depth Units:	Not Reported

A3
SW
1 - 2 Miles
Lower

FED USGS USGS40000261847

Organization ID:	USGS-GA	Organization Name:	USGS Georgia Water Science Center
Monitor Location:	15Y004	Type:	Well
Description:	GA POWER PLNT SCHERER,CW3	HUC:	03070103
Drainage Area:	Not Reported	Drainage Area Units:	Not Reported
Contrib Drainage Area:	Not Reported	Contrib Drainage Area Unts:	Not Reported
Aquifer:	Not Reported	Formation Type:	Not Reported
Aquifer Type:	Not Reported	Construction Date:	19770418
Well Depth:	165	Well Depth Units:	ft
Well Hole Depth:	Not Reported	Well Hole Depth Units:	Not Reported

Ground water levels,Number of Measurements:	1	Level reading date:	1977-04-20
Feet below surface:	12.0	Feet to sea level:	Not Reported
Note:	Not Reported		

GEOCHECK® - PHYSICAL SETTING SOURCE MAP FINDINGS

Map ID
 Direction
 Distance
 Elevation

Database EDR ID Number

A4
SW
1 - 2 Miles
Lower

GA WELLS 000008220

County code:	207	Well num:	15Y004
Remarks:	GA POWER PLNT SCHERER,CW3	Lat:	330406
Lon:	0834813	Latlon datum:	NAD27
Alt:	465.0	Alt datum:	NGVD29
Depth:	165.0	Depth to casing:	52.0
Casing dia:	6.0	Casing matl:	S
Depth to top:	52.0	Depth to bot:	165.0
Opening type:	X	Constr date:	19770418
Discharge:	75.0	Prim use:	J
Aquifer code:	Not Reported	Edr id:	000008220

B5
SSW
1 - 2 Miles
Higher

FED USGS USGS40000261824

Organization ID:	USGS-GA	Organization Name:	USGS Georgia Water Science Center
Monitor Location:	15Y009	Type:	Well
Description:	Not Reported	HUC:	03070103
Drainage Area:	Not Reported	Drainage Area Units:	Not Reported
Contrib Drainage Area:	Not Reported	Contrib Drainage Area Unts:	Not Reported
Aquifer:	Not Reported	Formation Type:	Not Reported
Aquifer Type:	Not Reported	Construction Date:	Not Reported
Well Depth:	Not Reported	Well Depth Units:	Not Reported
Well Hole Depth:	Not Reported	Well Hole Depth Units:	Not Reported

B6
SSW
1 - 2 Miles
Higher

FED USGS USGS40000261819

Organization ID:	USGS-GA	Organization Name:	USGS Georgia Water Science Center
Monitor Location:	15Y006	Type:	Well
Description:	GA POWER PLNT SCHERER,PW5	HUC:	03070103
Drainage Area:	Not Reported	Drainage Area Units:	Not Reported
Contrib Drainage Area:	Not Reported	Contrib Drainage Area Unts:	Not Reported
Aquifer:	Not Reported	Formation Type:	Not Reported
Aquifer Type:	Not Reported	Construction Date:	19770425
Well Depth:	290	Well Depth Units:	ft
Well Hole Depth:	Not Reported	Well Hole Depth Units:	Not Reported

Ground water levels,Number of Measurements:	1	Level reading date:	1977-05-03
Feet below surface:	24.0	Feet to sea level:	Not Reported
Note:	Not Reported		

GEOCHECK® - PHYSICAL SETTING SOURCE MAP FINDINGS

Map ID
Direction
Distance
Elevation

Database EDR ID Number

B7
SSW
1 - 2 Miles
Higher

GA WELLS 000008218

County code:	207	Well num:	15Y006
Remarks:	GA POWER PLNT SCHERER,PW5	Lat:	330340
Lon:	0834734	Latlon datum:	NAD27
Alt:	485.0	Alt datum:	NGVD29
Depth:	290.0	Depth to casing:	51.0
Casing dia:	6.0	Casing matl:	S
Depth to top:	51.0	Depth to bot:	290.0
Opening type:	X	Constr date:	19770425
Discharge:	12.0	Prim use:	J
Aquifer code:	Not Reported	Edr id:	000008218

8
SW
1 - 2 Miles
Higher

FED USGS USGS40000261838

Organization ID:	USGS-GA	Organization Name:	USGS Georgia Water Science Center
Monitor Location:	15Y008	Type:	Well
Description:	Not Reported	HUC:	03070103
Drainage Area:	Not Reported	Drainage Area Units:	Not Reported
Contrib Drainage Area:	Not Reported	Contrib Drainage Area Unts:	Not Reported
Aquifer:	Not Reported	Formation Type:	Not Reported
Aquifer Type:	Not Reported	Construction Date:	Not Reported
Well Depth:	Not Reported	Well Depth Units:	Not Reported
Well Hole Depth:	Not Reported	Well Hole Depth Units:	Not Reported

9
North
1 - 2 Miles
Higher

GA WELLS GAPR0100000834

Report ID:	1	Well Type:	Drilled Well
Well Age (yrs):	18	Well Depth (ft):	545
Coliform Test:	Satisfactory	Date Taken:	30-AUG-22
Results Date:	01-SEP-22	Coliform Present:	No
Fecal Present:	No		

C10
NNW
1 - 2 Miles
Lower

FED USGS USGS40000261965

Organization ID:	USGS-GA	Organization Name:	USGS Georgia Water Science Center
Monitor Location:	15Y001	Type:	Well
Description:	SMITH, T	HUC:	03070103
Drainage Area:	Not Reported	Drainage Area Units:	Not Reported
Contrib Drainage Area:	Not Reported	Contrib Drainage Area Unts:	Not Reported
Aquifer:	Piedmont and Blue Ridge crystalline-rock aquifers	Aquifer Type:	Confined single aquifer
Formation Type:	Crystalline Rocks	Well Depth:	141
Construction Date:	1957		

GEOCHECK® - PHYSICAL SETTING SOURCE MAP FINDINGS

Well Depth Units:	ft	Well Hole Depth:	Not Reported
Well Hole Depth Units:	Not Reported		
Ground water levels,Number of Measurements:		1	Level reading date:
Feet below surface:	2		1957
Note:	Not Reported	Feet to sea level:	Not Reported

**C11
NNW
1 - 2 Miles
Lower**

GA WELLS 000008221

County code:	207	Well num:	15Y001
Remarks:	SMITH, T	Lat:	330615
Lon:	0834757	Latlon datum:	NAD27
Alt:	375.00	Alt datum:	NGVD29
Depth:	141	Depth to casing:	15
Casing dia:	6	Casing matl:	S
Depth to top:	15	Depth to bot:	141
Opening type:	X	Constr date:	1957
Discharge:	6	Prim use:	H
Aquifer code:	400HBDG	Edr id:	000008221

**D12
SSW
1 - 2 Miles
Lower**

GA WELLS 000008216

County code:	207	Well num:	15Y005
Remarks:	GA POWER PLNT SCHERER,PW2	Lat:	330324
Lon:	0834812	Latlon datum:	NAD27
Alt:	420.0	Alt datum:	NGVD29
Depth:	405.0	Depth to casing:	109.0
Casing dia:	6.0	Casing matl:	S
Depth to top:	109.0	Depth to bot:	405.0
Opening type:	X	Constr date:	19780803
Discharge:	136.0	Prim use:	J
Aquifer code:	Not Reported	Edr id:	000008216

**D13
SSW
1 - 2 Miles
Lower**

FED USGS USGS40000261809

Organization ID:	USGS-GA	Organization Name:	USGS Georgia Water Science Center
Monitor Location:	15Y005	Type:	Well
Description:	GA POWER PLNT SCHERER,PW2	HUC:	03070103
Drainage Area:	Not Reported	Drainage Area Units:	Not Reported
Contrib Drainage Area:	Not Reported	Contrib Drainage Area Unts:	Not Reported
Aquifer:	Not Reported	Formation Type:	Not Reported
Aquifer Type:	Not Reported	Construction Date:	19780803
Well Depth:	405	Well Depth Units:	ft
Well Hole Depth:	Not Reported	Well Hole Depth Units:	Not Reported

Ground water levels,Number of Measurements:	1	Level reading date:	1978-08-03
Feet below surface:	35.0	Feet to sea level:	Not Reported
Note:	Not Reported		

GEOCHECK® - PHYSICAL SETTING SOURCE MAP FINDINGS

Map ID
 Direction
 Distance
 Elevation

Database EDR ID Number

D14
SSW
1 - 2 Miles
Lower

FED USGS USGS40000261804

Organization ID:	USGS-GA	Organization Name:	USGS Georgia Water Science Center
Monitor Location:	15Y007	Type:	Well
Description:	Not Reported	HUC:	03070103
Drainage Area:	Not Reported	Drainage Area Units:	Not Reported
Contrib Drainage Area:	Not Reported	Contrib Drainage Area Unts:	Not Reported
Aquifer:	Not Reported	Formation Type:	Not Reported
Aquifer Type:	Not Reported	Construction Date:	Not Reported
Well Depth:	Not Reported	Well Depth Units:	Not Reported
Well Hole Depth:	Not Reported	Well Hole Depth Units:	Not Reported

GEOCHECK® - PHYSICAL SETTING SOURCE MAP FINDINGS RADON

AREA RADON INFORMATION

Federal EPA Radon Zone for MONROE County: 2

- Note: Zone 1 indoor average level > 4 pCi/L.
- : Zone 2 indoor average level \geq 2 pCi/L and \leq 4 pCi/L.
- : Zone 3 indoor average level < 2 pCi/L.

Federal Area Radon Information for MONROE COUNTY, GA

Number of sites tested: 1

<u>Area</u>	<u>Average Activity</u>	<u>% <4 pCi/L</u>	<u>% 4-20 pCi/L</u>	<u>% >20 pCi/L</u>
Living Area - 1st Floor	0.500 pCi/L	100%	0%	0%
Living Area - 2nd Floor	Not Reported	Not Reported	Not Reported	Not Reported
Basement	1.200 pCi/L	100%	0%	0%

PHYSICAL SETTING SOURCE RECORDS SEARCHED

TOPOGRAPHIC INFORMATION

USGS 7.5' Digital Elevation Model (DEM)

Source: United States Geologic Survey

EDR acquired the USGS 7.5' Digital Elevation Model in 2002 and updated it in 2006. The 7.5 minute DEM corresponds to the USGS 1:24,000- and 1:25,000-scale topographic quadrangle maps. The DEM provides elevation data with consistent elevation units and projection.

HYDROLOGIC INFORMATION

Flood Zone Data: This data was obtained from the Federal Emergency Management Agency (FEMA). It depicts 100-year and 500-year flood zones as defined by FEMA. It includes the National Flood Hazard Layer (NFHL) which incorporates Flood Insurance Rate Map (FIRM) data and Q3 data from FEMA in areas not covered by NFHL.

Source: FEMA

Telephone: 877-336-2627

Date of Government Version: 2003, 2015

NWI: National Wetlands Inventory. This data, available in select counties across the country, was obtained by EDR in 2002, 2005, 2010 and 2015 from the U.S. Fish and Wildlife Service.

State Wetlands Data: Wetlands Inventory

Source: Georgia GIS Clearinghouse

Telephone: 706-542-1581

HYDROGEOLOGIC INFORMATION

AQUIFLOW^R Information System

Source: EDR proprietary database of groundwater flow information

EDR has developed the AQUIFLOW Information System (AIS) to provide data on the general direction of groundwater flow at specific points. EDR has reviewed reports submitted to regulatory authorities at select sites and has extracted the date of the report, hydrogeologically determined groundwater flow direction and depth to water table information.

GEOLOGIC INFORMATION

Geologic Age and Rock Stratigraphic Unit

Source: P.G. Schruben, R.E. Arndt and W.J. Bawiec, Geology of the Conterminous U.S. at 1:2,500,000 Scale - A digital representation of the 1974 P.B. King and H.M. Beikman Map, USGS Digital Data Series DDS - 11 (1994).

STATSGO: State Soil Geographic Database

Source: Department of Agriculture, Natural Resources Conservation Service (NRCS)

The U.S. Department of Agriculture's (USDA) Natural Resources Conservation Service (NRCS) leads the national Conservation Soil Survey (NCSS) and is responsible for collecting, storing, maintaining and distributing soil survey information for privately owned lands in the United States. A soil map in a soil survey is a representation of soil patterns in a landscape. Soil maps for STATSGO are compiled by generalizing more detailed (SSURGO) soil survey maps.

SSURGO: Soil Survey Geographic Database

Source: Department of Agriculture, Natural Resources Conservation Service (NRCS)

Telephone: 800-672-5559

SSURGO is the most detailed level of mapping done by the Natural Resources Conservation Service, mapping scales generally range from 1:12,000 to 1:63,360. Field mapping methods using national standards are used to construct the soil maps in the Soil Survey Geographic (SSURGO) database. SSURGO digitizing duplicates the original soil survey maps. This level of mapping is designed for use by landowners, townships and county natural resource planning and management.

PHYSICAL SETTING SOURCE RECORDS SEARCHED

LOCAL / REGIONAL WATER AGENCY RECORDS

FEDERAL WATER WELLS

PWS: Public Water Systems

Source: EPA/Office of Drinking Water

Telephone: 202-564-3750

Public Water System data from the Federal Reporting Data System. A PWS is any water system which provides water to at least 25 people for at least 60 days annually. PWSs provide water from wells, rivers and other sources.

PWS ENF: Public Water Systems Violation and Enforcement Data

Source: EPA/Office of Drinking Water

Telephone: 202-564-3750

Violation and Enforcement data for Public Water Systems from the Safe Drinking Water Information System (SDWIS) after August 1995. Prior to August 1995, the data came from the Federal Reporting Data System (FRDS).

USGS Water Wells: USGS National Water Inventory System (NWIS)

This database contains descriptive information on sites where the USGS collects or has collected data on surface water and/or groundwater. The groundwater data includes information on wells, springs, and other sources of groundwater.

OTHER STATE DATABASE INFORMATION

A listing of Private Water Well locations

Georgia Department of Public Health

Telephone: (404) 657-2700

A listing of Private Water Well locations

Georgia Public Supply Wells

Source: Georgia Department of Community Affairs

Telephone: 404-894-0127

USGS Georgia Water Wells

Source: USGS, Georgia District Office

Telephone: 770-903-9100

DNR Managed Lands

Source: Department of Natural Resources

Telephone: 706-557-3032

This dataset provides 1:24,000-scale data depicting boundaries of land parcels making up the public lands managed by the Georgia Department of Natural Resources (GDNR). It includes polygon representations of State Parks, State Historic Parks, State Conservation Parks, State Historic Sites, Wildlife Management Areas, Public Fishing Areas, Fish Hatcheries, Natural Areas and other specially-designated areas. The data were collected and located by the Georgia Department of Natural Resources. Boundaries were digitized from survey plats or other information.

RADON

Area Radon Information

Source: USGS

Telephone: 703-356-4020

The National Radon Database has been developed by the U.S. Environmental Protection Agency (USEPA) and is a compilation of the EPA/State Residential Radon Survey and the National Residential Radon Survey. The study covers the years 1986 - 1992. Where necessary data has been supplemented by information collected at private sources such as universities and research institutions.

EPA Radon Zones

Source: EPA

Telephone: 703-356-4020

Sections 307 & 309 of IRAA directed EPA to list and identify areas of U.S. with the potential for elevated indoor radon levels.

PHYSICAL SETTING SOURCE RECORDS SEARCHED

OTHER

Airport Landing Facilities: Private and public use landing facilities
Source: Federal Aviation Administration, 800-457-6656

Epicenters: World earthquake epicenters, Richter 5 or greater
Source: Department of Commerce, National Oceanic and Atmospheric Administration

Earthquake Fault Lines: The fault lines displayed on EDR's Topographic map are digitized quaternary faultlines, prepared in 1975 by the United State Geological Survey

STREET AND ADDRESS INFORMATION

© 2015 TomTom North America, Inc. All rights reserved. This material is proprietary and the subject of copyright protection and other intellectual property rights owned by or licensed to Tele Atlas North America, Inc. The use of this material is subject to the terms of a license agreement. You will be held liable for any unauthorized copying or disclosure of this material.

Appendix B

Soil Analytical Results



Quantitative X-Ray Diffraction by Rietveld Refinement

Report Prepared for: WSP USA Inc. (Plant Scherer)

Project Number/ LIMS No. 19515-02/MI7002-JUL23

Sample Receipt: June 19, 2023

Sample Analysis: July 19, 2023

Reporting Date: August 23, 2023

Instrument: Panalytical X'pert Pro Diffractometer

Test Conditions: Co radiation, 45 kV, 40 mA
Regular Scanning: Step: 0.016°, Step time: 59.96s, 2θ range: 5-80°

Interpretations: PDF2/PDF4 powder diffraction databases issued by the International Center for Diffraction Data (ICDD). DiffracPlus Eva and Topas software.

Detection Limit: 0.5-2%. Strongly dependent on crystallinity.

Contents:

- 1) Method Summary
- 2) Quantitative XRD Results
- 3) XRD Pattern(s)

Landon Kapusianyk, B.Sc.
Mineralogist

Huyun Zhou, Ph.D., P.Geol.
Senior Mineralogist



Method Summary

Mineral Identification and Interpretation:

Mineral identification and interpretation involves matching the diffraction pattern of an unknown material to patterns of single-phase reference materials. The reference patterns are compiled by the Joint Committee on Powder Diffraction Standards - International Center for Diffraction Data (JCPDS-ICDD) database and released on software as Powder Diffraction Files (PDF).

Interpretations do not reflect the presence of non-crystalline and/or amorphous compounds, except when internal standards have been added by request. Mineral proportions may be strongly influenced by crystallinity, crystal structure and preferred orientations. Mineral or compound identification and quantitative analysis results should be accompanied by supporting chemical assay data or other additional tests.

Quantitative Rietveld Analysis:

Quantitative Rietveld Analysis is performed by using Topas 4.2 (Bruker AXS), a graphics based profile analysis program built around a non-linear least squares fitting system, to determine the amount of different phases present in a multicomponent sample. Whole pattern analyses are predicated by the fact that the X-ray diffraction pattern is a total sum of both instrumental and specimen factors. Unlike other peak intensity-based methods, the Rietveld method uses a least squares approach to refine a theoretical line profile until it matches the obtained experimental patterns.

Rietveld refinement is completed with a set of minerals specifically identified for the sample. Zero values indicate that the mineral was included in the refinement calculations, but the calculated concentration was less than 0.05wt%. Minerals not identified by the analyst are not included in refinement calculations for specific samples and are indicated with a dash.

DISCLAIMER: This document is issued by the Company under its General Conditions of Service accessible at <http://www.sgs.com/en/Terms-and-Conditions.aspx>. Attention is drawn to the limitation of liability, indemnification and jurisdiction issues defined therein. Any holder of this document is advised that information contained hereon reflects the Company's findings at the time of its intervention only and within the limits of Client's instructions, if any. The Company's sole responsibility is to its Client and this document does not exonerate parties to a transaction from exercising all their rights and obligations under the transaction documents. Any unauthorized alteration, forgery or falsification of the content or appearance of this document is unlawful and offenders may be prosecuted to the fullest extent of the law.

WARNING: The sample(s) to which the findings recorded herein (the "Findings") relate was(were) drawn and / or provided by the Client or by a third party acting at the Client's direction. The Findings constitute no warranty of the sample's representativeness of any goods and strictly relate to the sample(s). The Company accepts no liability with regard to the origin or source from which the sample(s) is/are said to be extracted.



Summary of Rietveld Quantitative Analysis X-Ray Diffraction Results

Mineral/Compound	SB-15-N1 (53'-55')	19515-02/MI7002-JUL23	SB-15-E1 (52'-54')	SB-15-W1 (32'-34')	SB-15-W1 (51'-53')	SB-18-NW4 (7'-8')	SB-18-SE1 (42'-43')	SB-18-NW1 (40'-45')	SB-18-N1 (43'-44')
	JUL7002-01 (wt %)	JUL7002-02 (wt %)	JUL7002-03 (wt %)	JUL7002-04 (wt %)	JUL7002-05 (wt %)	JUL7002-06 (wt %)	JUL7002-07 (wt %)	JUL7002-08 (wt %)	JUL7002-09 (wt %)
Quartz	23.9	43.1	17.2	16.5	10.3	18.8	23.0	13.0	8.7
Pyrite	-	-	0.1	-	-	-	-	-	-
Albite	4.6	1.5	14.5	2.4	3.2	2.4	13.0	2.4	3.4
Microcline	3.1	2.2	3.3	1.4	2.8	-	1.5	4.3	4.2
Biotite	-	9.2	-	-	-	-	-	-	-
Chlorite	-	-	6.7	-	0.7	-	-	-	-
Actinolite	20.5	-	30.9	-	25.3	-	23.3	2.9	-
Diopside	-	-	0.3	-	-	-	-	-	-
Stilpnomelane	-	-	-	-	-	-	-	3.2	-
Mullite	-	-	-	-	-	52.2	-	-	-
Hematite	-	-	-	1.4	-	3.8	-	-	-
Goethite	-	-	-	10.6	-	-	-	7.2	-
Magnetite	-	-	0.7	0.7	-	-	-	-	-
Calcite	-	-	-	-	-	22.8	-	-	-
Magnesite	0.0	-	-	-	0.9	-	-	-	-
Kaolinite	38.9	34.5	16.2	53.7	43.0	-	24.0	54.9	61.2
Nacrite	9.0	9.6	-	13.4	13.8	-	15.3	12.1	11.8
Dickite	-	-	8.1	-	-	-	-	-	-
Montmorillonite	-	-	2.2	-	-	-	-	-	10.8
TOTAL	100	100	100	100	100	100	100	100	100

Zero values indicate that the mineral was included in the refinement, but the calculated concentration is below a measurable value.

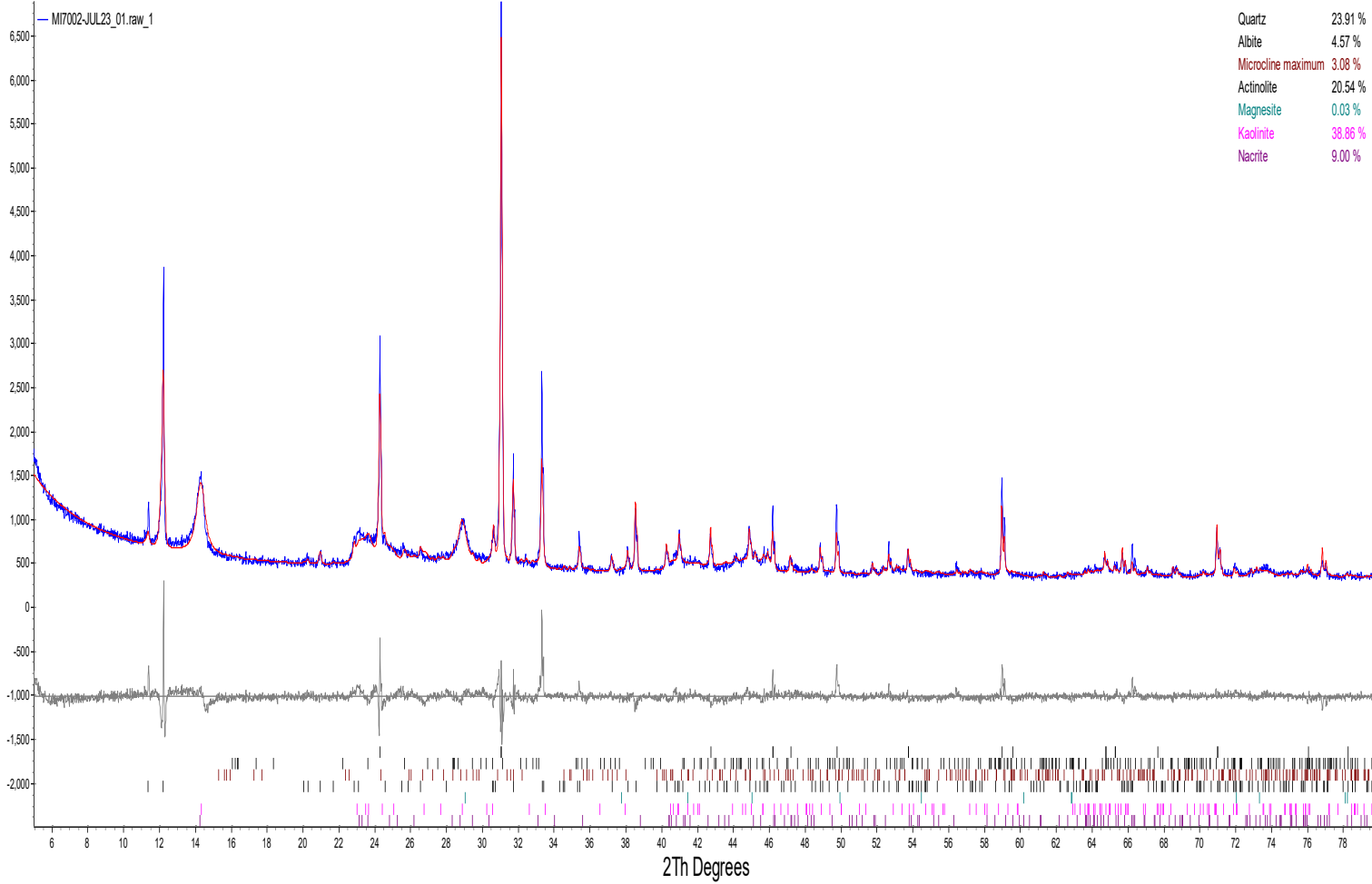
Dashes indicate that the mineral was not identified by the analyst and not included in the refinement calculation for the sample.

The weight percent quantities indicated have been normalized to a sum of 100%. The quantity of amorphous material has not been determined.

Mineral/Compound	Formula
Quartz	SiO ₂
Pyrite	FeS ₂
Albite	NaAlSi ₃ O ₈
Microcline	KAlSi ₃ O ₈
Biotite	K(Mg,Fe) ₂ (AlSi ₃ O ₁₀)(OH) ₂
Chlorite	(Fe,(Mg,Mn),Al)(Si ₃ Al)O ₁₀ (OH) ₈
Actinolite	Ca ₂ (Mg,Fe) ₃ Si ₈ O ₂₂ (OH) ₂
Diopside	CaMgSi ₂ O ₆
Stilpnomelane	K(Fe ²⁺ ,Mg,Fe ³⁺) ₈ (Si,Al) ₁₂ (O,OH) ₂₇ ·n(H ₂ O)
Mullite	~Al ₆ Si ₅ O ₁₅
Hematite	Fe ₂ O ₃
Goethite	αFeO·OH
Magnetite	Fe ₃ O ₄
Calcite	CaCO ₃
Magnesite	MgCO ₃
Kaolinite	Al ₂ Si ₂ O ₅ (OH) ₄
Nacrite	Al ₂ Si ₂ O ₅ (OH) ₄
Dickite	Al ₂ Si ₂ O ₅ (OH) ₄
Montmorillonite	(Na,Ca) _{0.3} (Al,Mg) ₂ Si ₄ O ₁₀ (OH) ₂ ·10H ₂ O

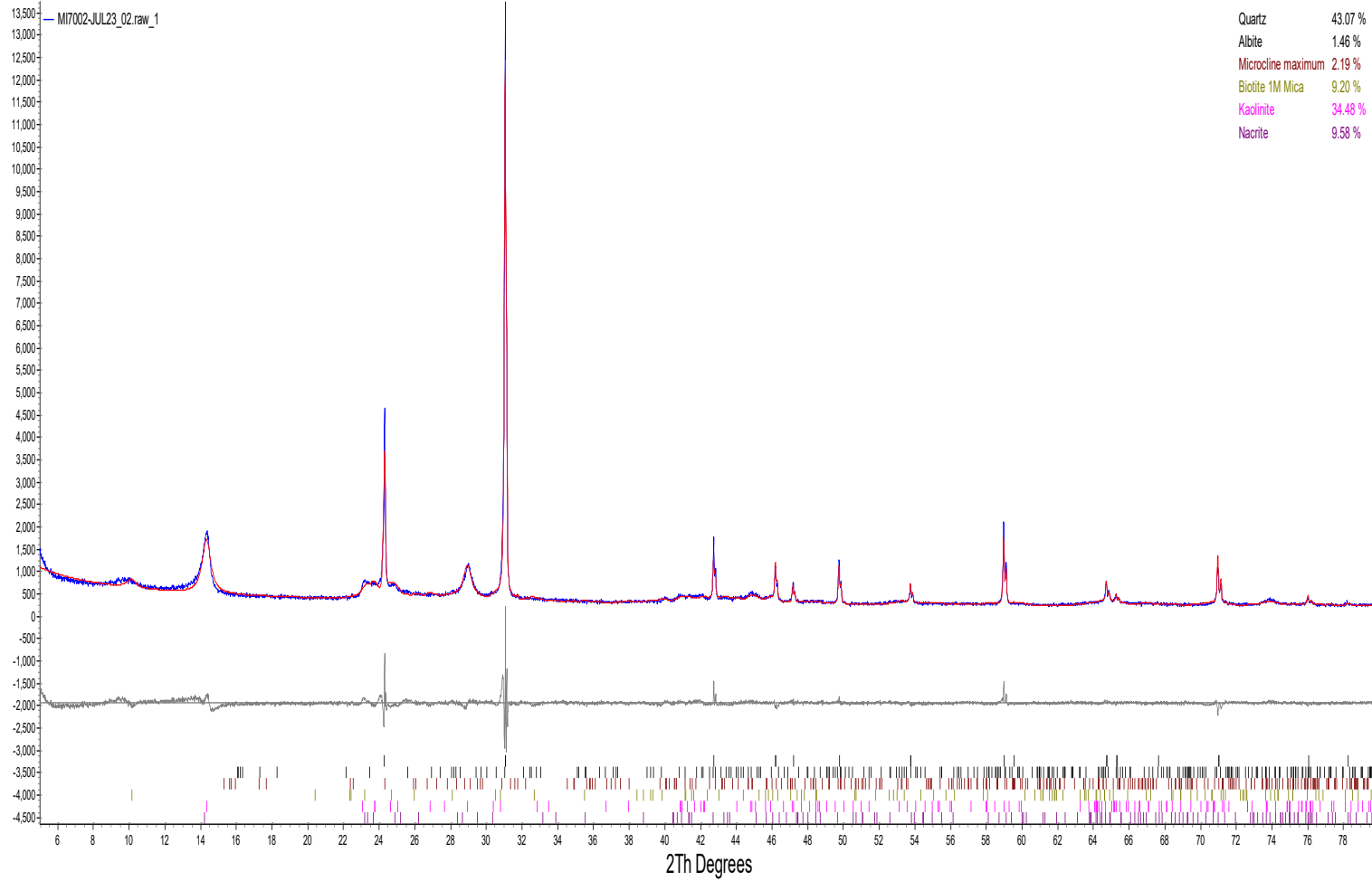


SB-15-N1 (53'-55')



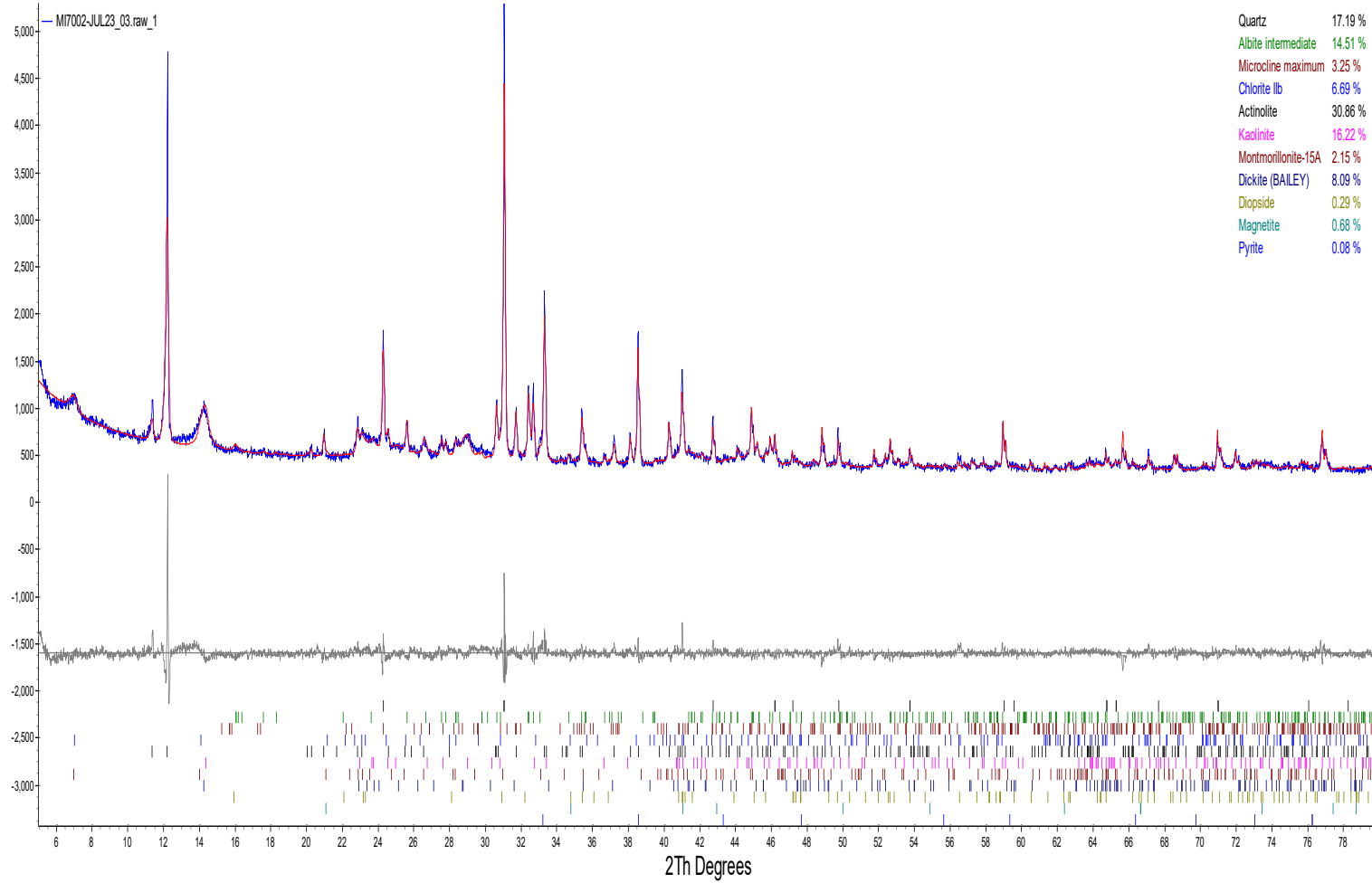


SB-15-E1 (34'-36')



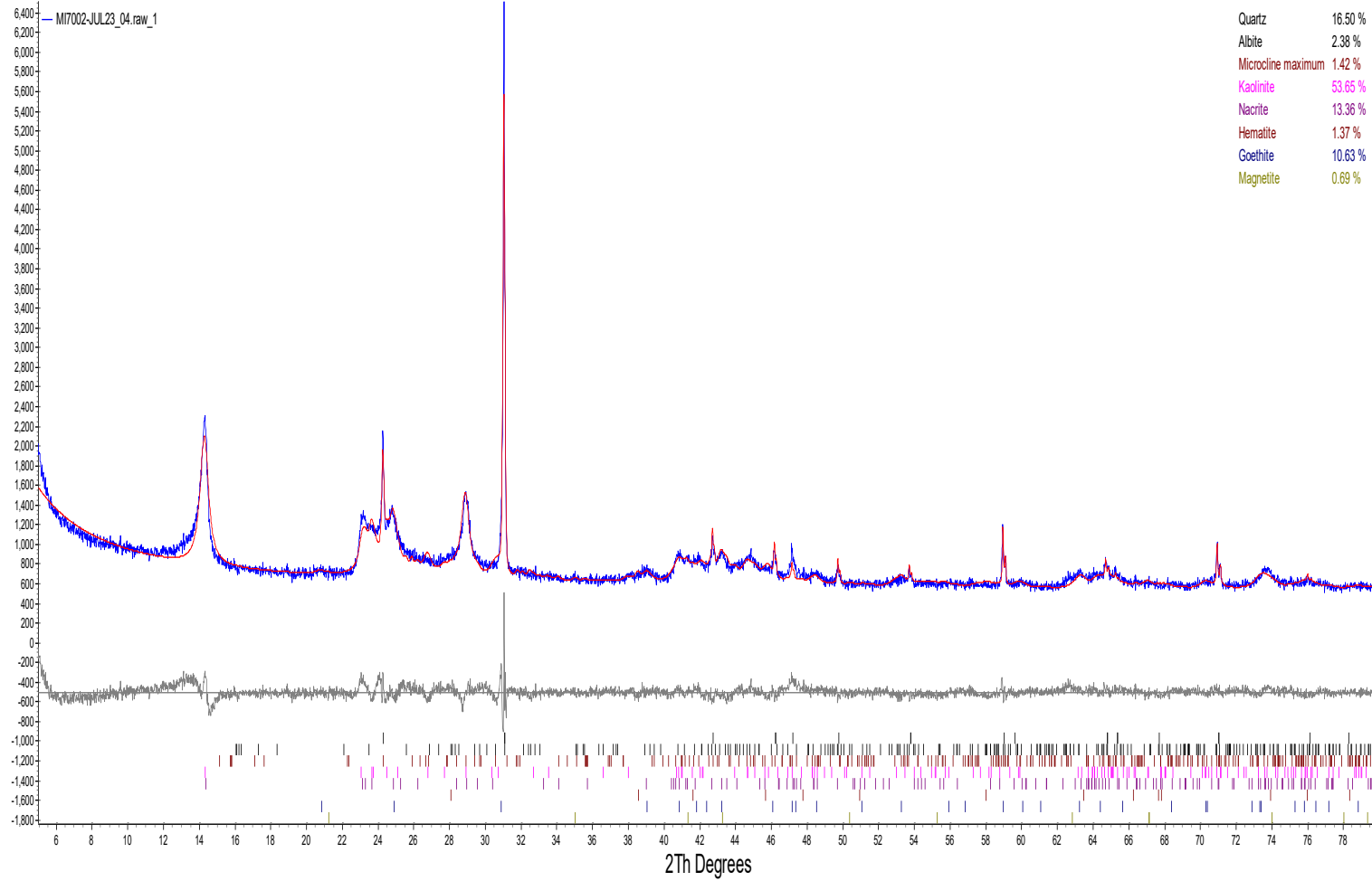


SB-15-E1 (52'-54')



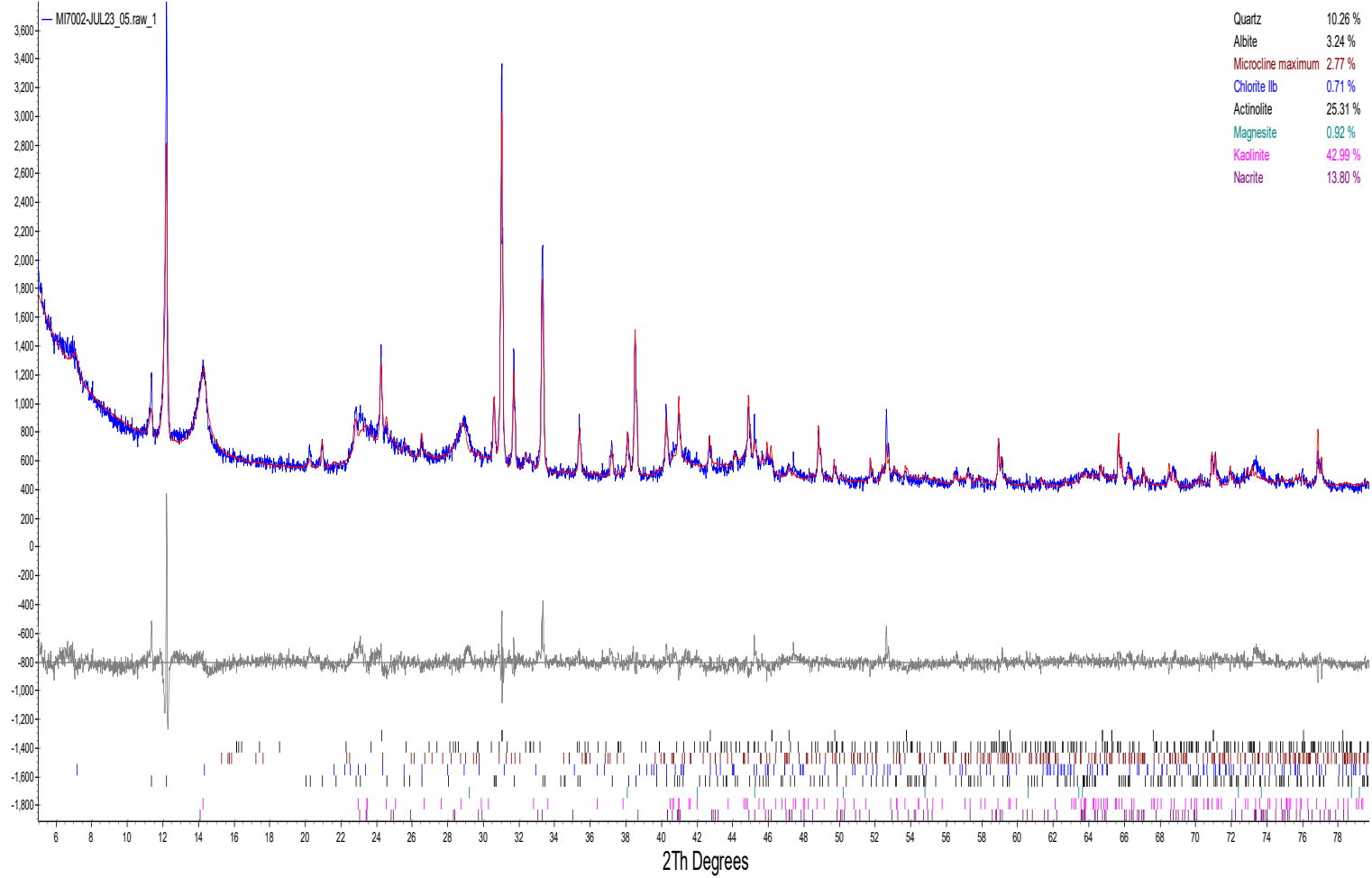


SB-15-W1 (32'-34')

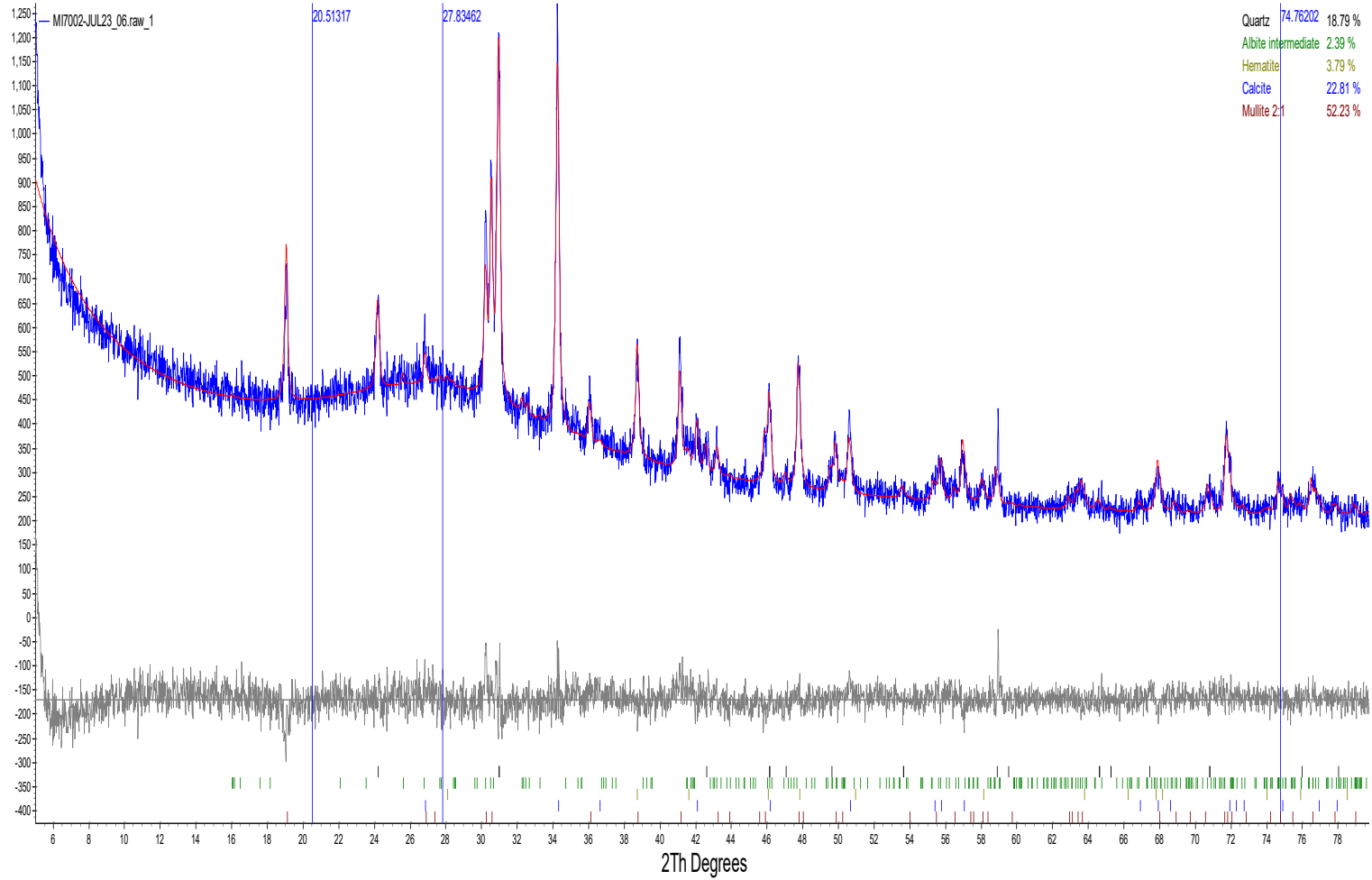




SB-15-W1 (51'-53')

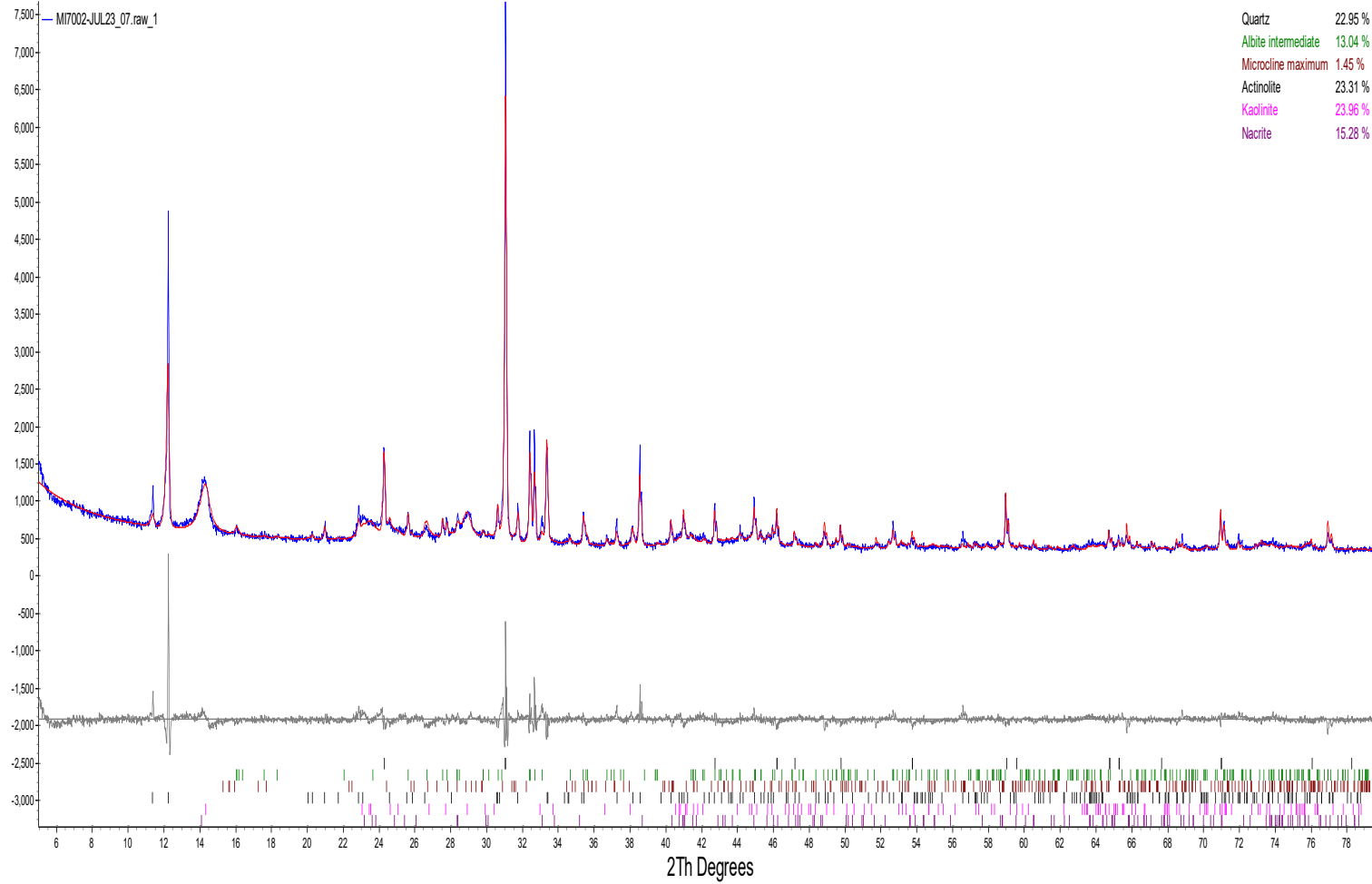


SB-18-NW4 (7'-8')



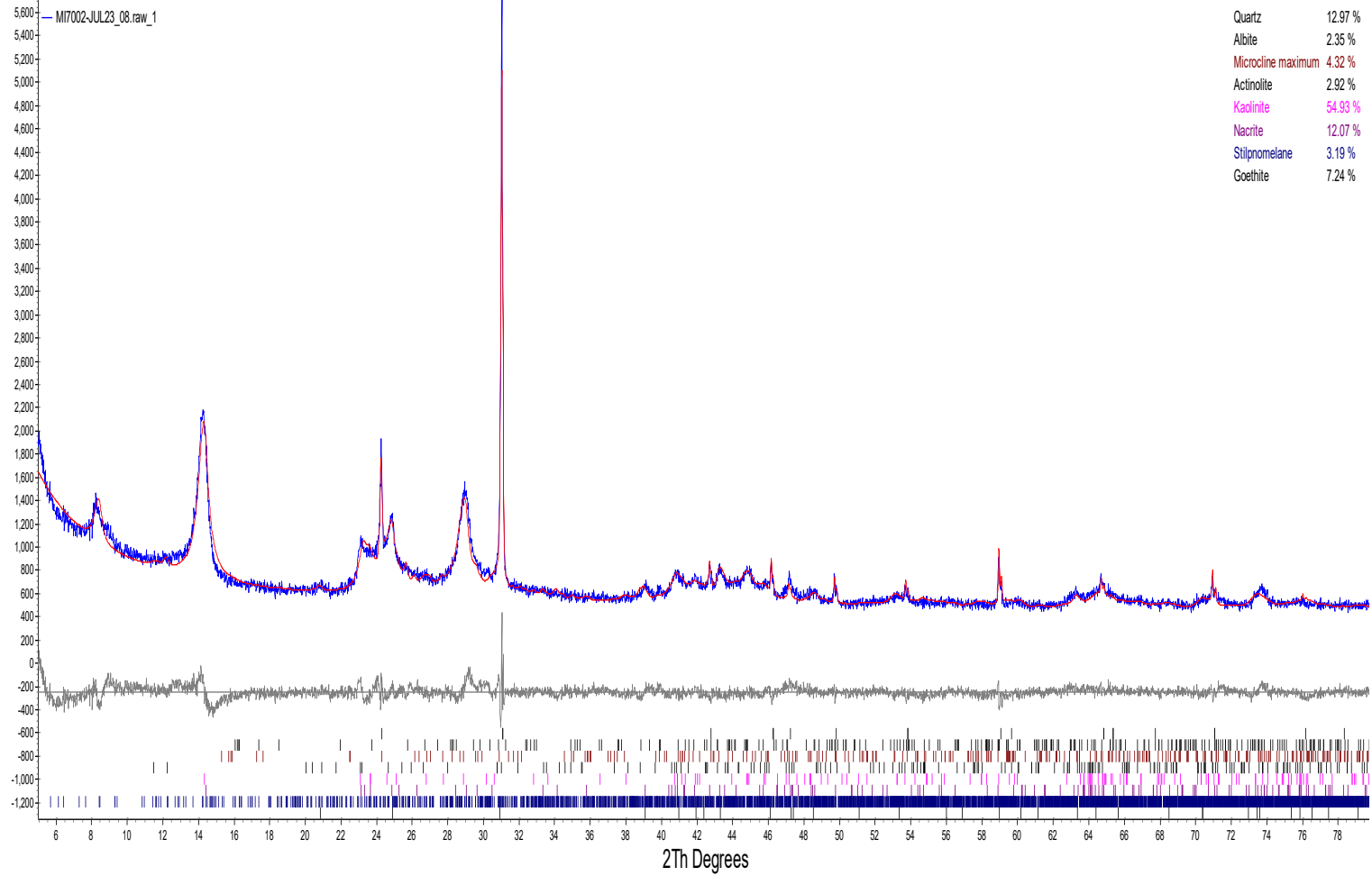


SB-18-SE1 (42'-43')



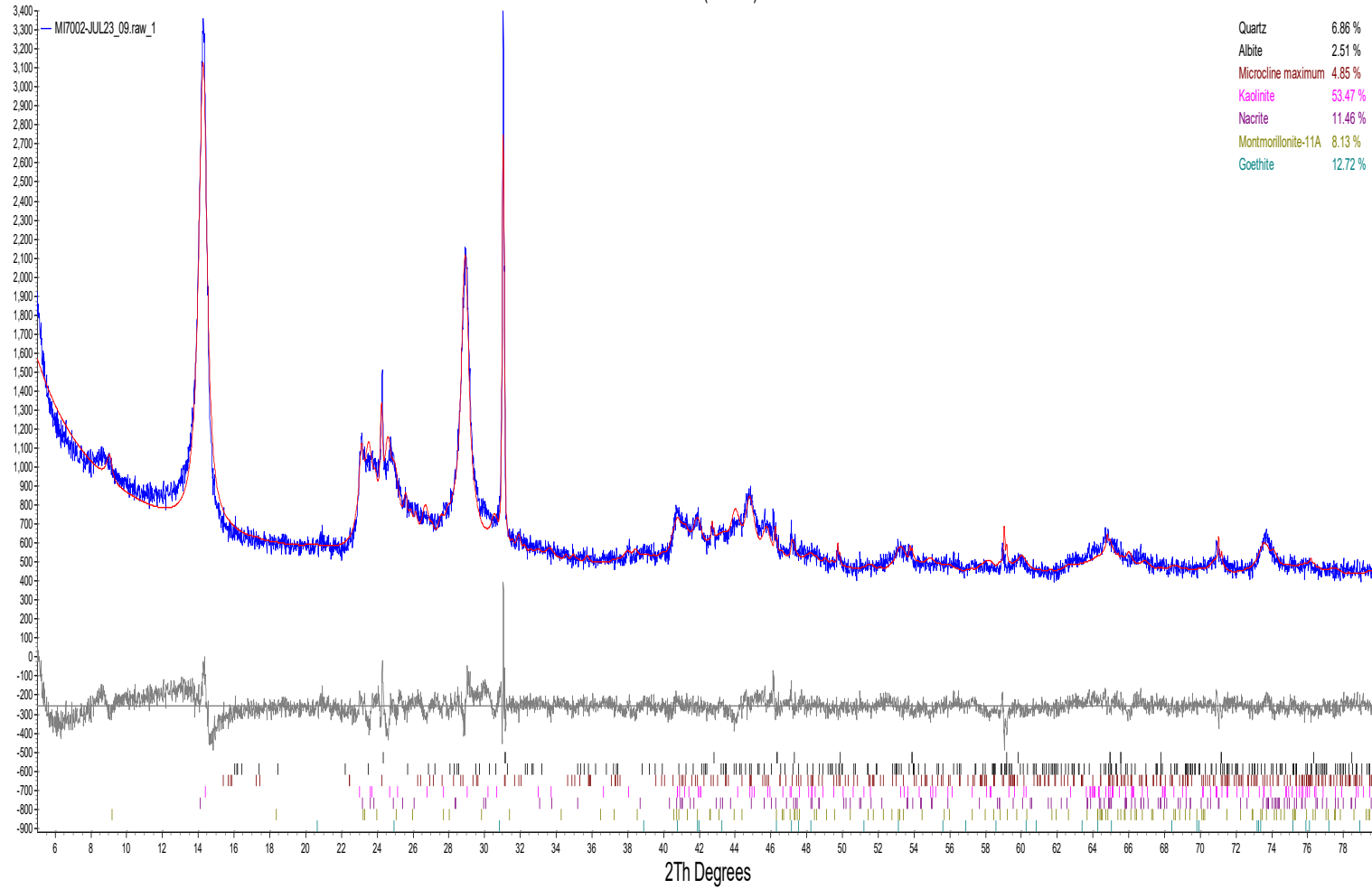


SB-18-NW1 (40'-45')





SB-18-N1 (43'-44')



F400101 SGS CANADA INC
 3260 PRODUCTION WAY
 BURNABY BC V5A 4W4
 CANADA

Received : 14-Sep-2023
Completed : 25-Sep-2023
Order Reference : Juliet Khoshaba

Laboratory ID: Client Sample #: Description:	GS23-03830.001 1 SB-15-N1 (53'-55')	GS23-03830.002 2 SB-15-E1 (34'-36')	GS23-03830.003 3 SB-15-E1 (52'-54')	GS23-03830.004 4 SB-15-W1 (32'-34')
pH	6.3	5.6	6.5	4.9
bpH	6.9	6.6	7.0	6.2

NOTE:

The analysis report above refers to the time and place of testing, and strictly to the supplied sample(s) only, without reference to any other matter. This report does not evidence or refer to any consignment or shipment or/and SGS sampling and inspection.

Report File Reference Number: 0000284092

**Signed and dated in Guelph, ON
 On 25-Sep-2023**

For and on behalf of SGS Canada Inc., Agriculture and Food

Jack Legg, CCA-ON, 4R NMS
 Branch Manager, Agronomist

This document is issued by the Company under its General Conditions of Service accessible at <http://www.sgs.com/en/terms-and-conditions.aspx>. Attention is drawn to the limitation of liability, indemnification and jurisdiction issues defined therein. Any holder of this document is advised that information contained hereon reflects the Company's findings at the time of its intervention only and within the limits of Client's instructions, if any. The Company's sole responsibility is to its Client and this document does not exonerate parties to a transaction from exercising all their rights and obligations under the transaction documents. Any unauthorized alteration, forgery or falsification of the content or appearance of this document is unlawful and offenders may be prosecuted to the fullest extent of the law.

F400101 SGS CANADA INC
 3260 PRODUCTION WAY
 BURNABY BC V5A 4W4
 CANADA

Received : 14-Sep-2023
Completed : 25-Sep-2023
Order Reference : Juliet Khoshaba

Laboratory ID: Client Sample #: Description:	GS23-03830.005 5 SB-15-W1 (51'-53')	GS23-03830.006 6 SB-18-NW4 (7'-8')	GS23-03830.007 7 SB-18-SE1 (42'-43')	GS23-03830.008 8 SB-18-NW1 (40'-45')
pH	5.6	IS	5.6	5.1
bpH	6.9	0.0	7.1	6.5

NOTE:

The analysis report above refers to the time and place of testing, and strictly to the supplied sample(s) only, without reference to any other matter. This report does not evidence or refer to any consignment or shipment or/and SGS sampling and inspection.

Report File Reference Number: 0000284092

**Signed and dated in Guelph, ON
 On 25-Sep-2023**

For and on behalf of SGS Canada Inc., Agriculture and Food



Jack Legg, CCA-ON, 4R NMS
 Branch Manager, Agronomist

This document is issued by the Company under its General Conditions of Service accessible at <http://www.sgs.com/en/terms-and-conditions.aspx>. Attention is drawn to the limitation of liability, indemnification and jurisdiction issues defined therein. Any holder of this document is advised that information contained hereon reflects the Company's findings at the time of its intervention only and within the limits of Client's instructions, if any. The Company's sole responsibility is to its Client and this document does not exonerate parties to a transaction from exercising all their rights and obligations under the transaction documents. Any unauthorized alteration, forgery or falsification of the content or appearance of this document is unlawful and offenders may be prosecuted to the fullest extent of the law.

F400101 SGS CANADA INC
 3260 PRODUCTION WAY
 BURNABY BC V5A 4W4
 CANADA

Received : 14-Sep-2023
Completed : 25-Sep-2023
Order Reference : Juliet Khoshaba

Laboratory ID: Client Sample #: Description:	GS23-03830.009 9 SB-18-N1 (43`-44`)	GS23-03830.010 10 SB-20-W1 (48`-50`)	GS23-03830.011 11 SB-20-N1 (48`-50`)	GS23-03830.012 12 SB-20-S2 (45`-46`)
pH	IS	6.6	6.5	6.5
bpH	0.0	-	-	-

NOTE:

The analysis report above refers to the time and place of testing, and strictly to the supplied sample(s) only, without reference to any other matter. This report does not evidence or refer to any consignment or shipment or/and SGS sampling and inspection.

Report File Reference Number: 0000284092

**Signed and dated in Guelph, ON
 On 25-Sep-2023**

For and on behalf of SGS Canada Inc., Agriculture and Food

Jack Legg, CCA-ON, 4R NMS
 Branch Manager, Agronomist

This document is issued by the Company under its General Conditions of Service accessible at <http://www.sgs.com/en/terms-and-conditions.aspx>. Attention is drawn to the limitation of liability, indemnification and jurisdiction issues defined therein. Any holder of this document is advised that information contained hereon reflects the Company's findings at the time of its intervention only and within the limits of Client's instructions, if any. The Company's sole responsibility is to its Client and this document does not exonerate parties to a transaction from exercising all their rights and obligations under the transaction documents. Any unauthorized alteration, forgery or falsification of the content or appearance of this document is unlawful and offenders may be prosecuted to the fullest extent of the law.

F400101 SGS CANADA INC
3260 PRODUCTION WAY
BURNABY BC V5A 4W4
CANADA

Received : 14-Sep-2023
Completed : 25-Sep-2023
Order Reference : Juliet Khoshaba

Laboratory ID:	GS23-03830.013
Client Sample #:	13
Description:	SB-20-S1 (46`-48`)

pH	7.1
bpH	-

NOTE:

The analysis report above refers to the time and place of testing, and strictly to the supplied sample(s) only, without reference to any other matter. This report does not evidence or refer to any consignment or shipment or/and SGS sampling and inspection.

Report File Reference Number: 0000284092

Page 4 of 4

**Signed and dated in Guelph, ON
On 25-Sep-2023**

For and on behalf of SGS Canada Inc., Agriculture and Food

Jack Legg, CCA-ON, 4R NMS
Branch Manager, Agronomist

This document is issued by the Company under its General Conditions of Service accessible at <http://www.sgs.com/en/terms-and-conditions.aspx>. Attention is drawn to the limitation of liability, indemnification and jurisdiction issues defined therein. Any holder of this document is advised that information contained hereon reflects the Company's findings at the time of its intervention only and within the limits of Client's instructions, if any. The Company's sole responsibility is to its Client and this document does not exonerate parties to a transaction from exercising all their rights and obligations under the transaction documents. Any unauthorized alteration, forgery or falsification of the content or appearance of this document is unlawful and offenders may be prosecuted to the fullest extent of the law.

F406201 SGS CEMI INC.
 3260 Production Way
 BURNABY BC V5A 4W4
 CANADA

Received : 11-Oct-2023
Completed : 16-Oct-2023
Order Reference : Noelene - SB-15-N1/SB-20-S1

Laboratory ID: Client Sample #: Description:	GS23-04336.001 1 SB-15-N1 (53'-55')	GS23-04336.002 2 SB-15-E1 (34'-36')	GS23-04336.003 3 SB-15-E1 (52'-54')	GS23-04336.004 4 SB-15-W1 (32'-34')
CEC Actual (meq/100g)	10.36	4.77	10.91	6.26

NOTE:

The analysis report above refers to the time and place of testing, and strictly to the supplied sample(s) only, without reference to any other matter. This report does not evidence or refer to any consignment or shipment or/and SGS sampling and inspection.

Report File Reference Number: 0000287362

**Signed and dated in Guelph, ON
 On 16-Oct-2023**

For and on behalf of SGS Canada Inc., Agriculture and Food

Jack Legg, CCA-ON, 4R NMS
 Branch Manager, Agronomist

This document is issued by the Company under its General Conditions of Service accessible at <http://www.sgs.com/en/terms-and-conditions.aspx>. Attention is drawn to the limitation of liability, indemnification and jurisdiction issues defined therein. Any holder of this document is advised that information contained hereon reflects the Company's findings at the time of its intervention only and within the limits of Client's instructions, if any. The Company's sole responsibility is to its Client and this document does not exonerate parties to a transaction from exercising all their rights and obligations under the transaction documents. Any unauthorized alteration, forgery or falsification of the content or appearance of this document is unlawful and offenders may be prosecuted to the fullest extent of the law.

F406201 SGS CEMI INC.
 3260 Production Way
 BURNABY BC V5A 4W4
 CANADA

Received : 11-Oct-2023
Completed : 16-Oct-2023
Order Reference : Noelene - SB-15-N1/SB-20-S1

Laboratory ID: Client Sample #: Description:	GS23-04336.005 5 SB-15-W1 (51'-53')	GS23-04336.006 6 SB-18-NW4 (7'-8')	GS23-04336.007 7 SB-18-SE1 (42'-43')	GS23-04336.008 8 SB-18-NW1 (40'-45')
CEC Actual (meq/100g)	17.62	14.15	9.06	9.05

NOTE:

The analysis report above refers to the time and place of testing, and strictly to the supplied sample(s) only, without reference to any other matter. This report does not evidence or refer to any consignment or shipment or/and SGS sampling and inspection.

Report File Reference Number: 0000287362

Signed and dated in Guelph, ON
On 16-Oct-2023

For and on behalf of SGS Canada Inc., Agriculture and Food

Jack Legg, CCA-ON, 4R NMS
 Branch Manager, Agronomist

This document is issued by the Company under its General Conditions of Service accessible at <http://www.sgs.com/en/terms-and-conditions.aspx>. Attention is drawn to the limitation of liability, indemnification and jurisdiction issues defined therein. Any holder of this document is advised that information contained hereon reflects the Company's findings at the time of its intervention only and within the limits of Client's instructions, if any. The Company's sole responsibility is to its Client and this document does not exonerate parties to a transaction from exercising all their rights and obligations under the transaction documents. Any unauthorized alteration, forgery or falsification of the content or appearance of this document is unlawful and offenders may be prosecuted to the fullest extent of the law.

F406201 SGS CEMI INC.
 3260 Production Way
 BURNABY BC V5A 4W4
 CANADA

Received : 11-Oct-2023
Completed : 16-Oct-2023
Order Reference : Noelene - SB-15-N1/SB-20-S1

Laboratory ID: Client Sample #: Description:	GS23-04336.009 9 SB-18-N1 (43`-44`)	GS23-04336.010 10 SB-20-W1 (48`-50`)	GS23-04336.011 11 SB-20-N1 (48`-50`)	GS23-04336.012 12 SB-20-S2 (45`-46`)
CEC Actual (meq/100g)	8.18	13.18	11.51	5.72

NOTE:

The analysis report above refers to the time and place of testing, and strictly to the supplied sample(s) only, without reference to any other matter. This report does not evidence or refer to any consignment or shipment or/and SGS sampling and inspection.

Report File Reference Number: 0000287362

Signed and dated in Guelph, ON
On 16-Oct-2023

For and on behalf of SGS Canada Inc., Agriculture and Food

Jack Legg, CCA-ON, 4R NMS
 Branch Manager, Agronomist

This document is issued by the Company under its General Conditions of Service accessible at <http://www.sgs.com/en/terms-and-conditions.aspx>. Attention is drawn to the limitation of liability, indemnification and jurisdiction issues defined therein. Any holder of this document is advised that information contained hereon reflects the Company's findings at the time of its intervention only and within the limits of Client's instructions, if any. The Company's sole responsibility is to its Client and this document does not exonerate parties to a transaction from exercising all their rights and obligations under the transaction documents. Any unauthorized alteration, forgery or falsification of the content or appearance of this document is unlawful and offenders may be prosecuted to the fullest extent of the law.

F406201 SGS CEMI INC.
3260 Production Way
BURNABY BC V5A 4W4
CANADA

Received : 11-Oct-2023
Completed : 16-Oct-2023
Order Reference : Noelene - SB-15-N1/SB-20-S1

Laboratory ID:	GS23-04336.013
Client Sample #:	13
Description:	SB-20-S1 (46`-48`)

CEC Actual (meq/100g)	5.44
-----------------------	------

NOTE:

The analysis report above refers to the time and place of testing, and strictly to the supplied sample(s) only, without reference to any other matter. This report does not evidence or refer to any consignment or shipment or/and SGS sampling and inspection.

Report File Reference Number: 0000287362

Page 4 of 4

Signed and dated in Guelph, ON
On 16-Oct-2023

For and on behalf of SGS Canada Inc., Agriculture and Food

Jack Legg, CCA-ON, 4R NMS
Branch Manager, Agronomist

This document is issued by the Company under its General Conditions of Service accessible at <http://www.sgs.com/en/terms-and-conditions.aspx>. Attention is drawn to the limitation of liability, indemnification and jurisdiction issues defined therein. Any holder of this document is advised that information contained hereon reflects the Company's findings at the time of its intervention only and within the limits of Client's instructions, if any. The Company's sole responsibility is to its Client and this document does not exonerate parties to a transaction from exercising all their rights and obligations under the transaction documents. Any unauthorized alteration, forgery or falsification of the content or appearance of this document is unlawful and offenders may be prosecuted to the fullest extent of the law.

Appendix C

Temporary Groundwater Piezometer Data Summary Revision

TABLE 4
TEMPORARY GROUNDWATER PIEZOMETER DATA SUMMARY
 Georgia Power Company - Plant Scherer
 Juliette, Georgia

Analyte	Units	SGWC-15 TRANSECT						SGWC-18 TRANSECT					SGWC-20 TRANSECT				
		SGWC-15	TW-15A-D	TW-15A-S	TW-15B	TW-15C-D	TW-15C-S	SGWC-18	TW-18A	TW-18B	TW-18C	TW-18D	DGWC-20	TW-20A	TW-20B	TW-20C	TW-20D
		Detection 2/23/2023	Upgradient 5/31/2023	Upgradient 5/31/2023	Upgradient 5/31/2023	Downgradient 5/31/2023	Downgradient 5/31/2023	Detection 2/22/2023	Upgradient 5/26/2023	Upgradient 5/30/2023	Downgradient 5/25/2023	Downgradient 5/30/2023	Detection 2/22/2023	Upgradient 6/1/2023	Downgradient 6/1/2023	Downgradient 6/1/2023	Downgradient 6/1/2023
FIELD MONITORING PARAMETERS																	
pH	S.U.	4.59	5.56	4.32	5.72	6.16	4.49	5.00	5.28	6.95	5.85	5.66	4.38	6.12	5.93	5.69	5.31
ORP	millivolts	447.2	13.3	478.3	95.4	77.0	191.7	142.6	466.6	79.8	114.6	111.9	336.7	42.8	65.5	72.1	26.8
SPECIFIC CONDUCTANCE	uS/cm	483.49	348.17	539.71	365.77	382.35	425.68	1789.10	1672.8	1274.8	1586.7	2232.42	550.64	445.79	234.11	288.87	362.08
DISSOLVED OXYGEN	mg/L	0.55	0.08	0.59	0.44	0.16	1.52	5.56	0.71	2.05	1.74	1.38	1.64	0.33	0.05	0.79	0.02
TEMPERATURE	C	19.85	18.53	20.25	23.52	22.05	21.83	22.93	21.19	21.52	21.36	25.35	20.18	22.72	21.02	20.93	21.46
TURBIDITY	NTU	3.38	3.82	3.28	15.00	4.44	4.75	1.34	3.20	3.23	1.81	4.81	0.23	4.72	4.77	4.11	4.83
APPENDIX III																	
BORON, TOTAL	mg/L	2.2	0.66	1.4	0.38	1.1	1.4	8.1	7.7	3.6	7.8	6.4	1.7	0.81	0.086	0.28	0.73
BORON, DISSOLVED	mg/L	--	--	--	0.38	--	--	--	--	--	--	--	--	--	--	--	--
CALCIUM, TOTAL	mg/L	14	27	23	27	39	11	41	45	65	71	94	14	40	18	23	20
CALCIUM, DISSOLVED	mg/L	--	--	--	27	--	--	--	--	--	--	--	--	--	--	--	--
CHLORIDE, TOTAL	mg/L	11	7.6	13	6.9	8.8	9.9	13.0	8.7	6.5	8.9	13	8.8	8.8	4.1	6.2	7.7
FLUORIDE, TOTAL	mg/L	0.11	< 0.040	0.43	0.051 J	0.058 J	0.12	0.061 J	< 0.040	0.58	0.052 J	0.058 J	0.13	0.072 J	0.067 J	0.067 J	0.051 J
SULFATE, TOTAL	mg/L	190	130	220	140	130	170	790	780	490	790	950	230	150	63	100	130
TOTAL DISSOLVED SOLIDS	mg/L	300	240	330	220	260	260	1200	1100	840	1200	1400	350	300	160	190	230
ADDITIONAL PARAMETERS																	
COBALT, TOTAL	mg/L	0.23	0.01	0.23	0.021	0.0023 J	0.2	0.072	0.0068	0.0011 J	0.0031	0.004	0.082	0.00071 J	0.0064	0.0079	0.019
COBALT, DISSOLVED	mg/L	--	0.0097	0.23	0.020	0.0019 J	0.2	--	0.0074	0.00087 J	0.0032	0.0033	--	0.00075 J	0.0071	0.0087	0.021
IRON, TOTAL	mg/L	0.028	0.076 J	0.026 J	0.1	0.026 J	0.014 J	< 0.028	0.012 J	0.04 J	0.023 J	0.21	< 0.028	0.035 J	0.016 J	0.045 J	0.026 J
IRON, DISSOLVED	mg/L	--	--	--	0.019 J	--	--	--	--	--	--	--	--	--	--	--	--
MAGNESIUM	mg/L	13	20	14	22	22	16	18	22	28	34	60	12	19	8.3	10	10
MAGNESIUM, DISSOLVED	mg/L	--	--	--	21	--	--	--	--	--	--	--	--	--	--	--	--
MANGANESE	mg/L	3.1	0.39	3.3	0.57	0.17	3.1	0.64	0.32	0.4	0.33	0.4	1.2	0.082	0.28	0.29	0.37
MANGANESE, DISSOLVED	mg/L	--	--	--	0.55	--	--	--	--	--	--	--	--	--	--	--	--
POTASSIUM	mg/L	4.3	1.2	6.2	1.4	1.5	1.6	3	2.7	1.2	3.2	4.3	3.6	3.3	3.8000	3.3000	4.6
POTASSIUM, DISSOLVED	mg/L	--	--	--	1.4	--	--	--	--	--	--	--	--	--	--	--	--
SODIUM	mg/L	41	12	59	11	7.5	47	320	350	210	300	270	62	16	14	15	27
SODIUM, DISSOLVED	mg/L	--	--	--	12	--	--	--	--	--	--	--	--	--	--	--	--
SULFIDE	mg/L	< 2.1	10	22	< 10	10	29	< 2.1	< 10	11	< 10	19	< 2.1	15	32	19	18
FERRIC IRON	mg/L	0.023	< 0.10	< 0.10	0.1	< 0.10	< 0.10	< 0.0061	< 0.10	< 0.10	< 0.10	0.21	< 0.0061	< 0.10	< 0.10	< 0.10	< 0.10
ALKALINITY , BICARBONATE (as CaCO3)	mg/L	< 5.0	12	< 5.0	14	36	< 5.0	< 5.0	< 5.0	150	< 5.0	9.2	< 5.0	48	40	24	7.8
ALKALINITY , CARBONATE (as CaCO3)	mg/L	< 5.0	< 5.0	< 5.0	< 5.0	< 5.0	< 5.0	< 5.0	< 5.0	< 5.0	< 5.0	< 5.0	< 5.0	< 5.0	< 5.0	< 5.0	< 5.0
ALKALINITY , TOTAL	mg/L	< 5.0	12	< 2.2	14	36	< 2.2	< 5.0	2.6 J	150	3.8 J	9.2	< 5.0	48	40	24	7.8

NOTES:

1. mg/L - Milligrams per Liter; SU - Standard Units.
2. Hydraulic location for each of the temporary wells is identified in relation to the associated detection monitoring well.
3. < indicates the substance was not detected above the analytical method detection limit (MDL). The value displayed is the MDL.
4. J indicates the substance was detected at such low levels that the precision of the laboratory instruments could not produce a reliable value. Therefore, the value displayed is qualified by the laboratory as an estimated number.
5. Due to high turbidity, a filtered and non-filtered sample were collected for TW-15B. Both, total and dissolved metal analysis are presented in the table.
6. Revision made to correct the detection well names for Table 4 in 2023 Semi-Annual Remedy Selection and Design Progress Report dated August 31, 2023.

wsp
wsp.com