ARCADIS

Georgia Power

2022 Annual Groundwater Monitoring and Corrective Action Report

Plant Yates AP-3, A, B, B', and R6 CCR Landfill
Newnan, Georgia

January 31, 2023

2022 Annual Groundwater Monitoring and Corrective Action Report

Plant Yates – AP-3, A, B, B', and R6 CCR Landfill
Newman, Georgia

January 31, 2023

Prepared By:
Arcadis U.S., Inc.
2839 Paces Ferry Road, Suite 900
Atlanta
Georgia 30339
Phone: 770 431 8666
Fax: 770 435 2666

Prepared For:
Georgia Power Company
Newnan, Georgia
Coweta County

Alexandra Simpson
Project Geologist



Geoffrey Gay
Technical Expert (Eng) / Project Manager

Summary

This summary of the 2022 Annual Monitoring and Corrective Action Report provides the status of the groundwater monitoring and corrective action program from January through December 2022 at Georgia Power Company's (Georgia Power's) Plant Yates Ash Ponds (AP) AP-3, A, B, B', and the R6 Landfill (the site). This summary was prepared by Arcadis U.S., Inc. (Arcadis) on behalf of Georgia Power to meet the requirements listed in Part A, Section 6[1] of the United States Environmental Protection Agency (USEPA) Coal Combustion Residual (CCR) Rule (40 Code of Federal Regulations [CFR] 257 Subpart D).

Plant Yates is located at 708 Dyer Road, approximately 8 miles northwest of Newnan and 13 miles southeast of Carrollton in Coweta County, Georgia. Plant Yates originally operated seven coal-fired steam-generating units. Five of the units were retired in 2015 and two units were converted from coal to natural gas. CCR material resulting from power generation has historically been transferred and stored at the site. The site is located on the southwestern portion of the Plant Yates property.

Groundwater at the site is monitored using a comprehensive multi-unit monitoring system of wells installed to meet federal and state monitoring requirements. Routine sampling and reporting began in 2017 after the completion of eight background sampling events. Based on groundwater conditions at the site, an assessment monitoring program was established on January 14, 2018 at AP-3, B, and B'; in September 2019 for AP-A; and on November 13, 2019 for the R6 Landfill. An assessment of corrective measures (ACM) was initiated on February 12, 2019 for the AP-3, B, and B' units. AP-A was added to the ACM on June 12, 2019, and the R6 CCR Landfill was incorporated on January 31, 2020. During the 2022 reporting period, the site remained in assessment monitoring following the submittal and pending review of the Draft Remedy Selection Report to GA EPD.

On February 22, 2022, GA EPD updated the Rules for Solid Waste Management 391-3-4-.10(6) to incorporate updated Federal GWPS where an MCL has not been established. These levels were specified for cobalt (0.006 mg/L), lead (0.015 mg/L), lithium (0.040 mg/L), and molybdenum (0.100 mg/L), except when site specific background concentrations of these constituents are higher. Statistical evaluation for the February and August/September 2022 events were updated to reflect these changes.

Plant Yates and the site

During the 2022 reporting period, Arcadis conducted two semiannual groundwater sampling events in February and August/September. Groundwater samples were submitted to Pace Analytical Services, LLC, for analysis. Per the CCR Rule, groundwater results from February and August/September 2022 were evaluated in accordance with the certified statistical methods. That

[1] 80 Federal Register (FR) 21468, Apr. 17, 2015, as amended at 81 FR 51807, Aug. 5, 2016; 83 FR 36452, July 30, 2018; and 85 FR 53561, Aug. 28, 2020

evaluation showed statistically significant values of Appendix III[2] and Appendix IV[3] parameters[4] in the wells identified in the following table.

Appendix III Parameter	February 2022	August/September 2022
Boron	YGWC-23S, YGWC-38, YGWC-41, YGWC-42, YGWC-43	YGWC-23S, YGWC-38, YGWC-41, YGWC-42, YGWC-43
Calcium	YGWC-38, YGWC-42	YGWC-38, YGWC-42
Sulfate	YGWC-38, YGWC-42	YGWC-38, YGWC-42, YGWC-43
Total Dissolved Solids	YGWC-38, YGWC-41, YGWC-42, YGWC-43	YGWC-38, YGWC-42, YGWC-43
Appendix IV Parameter[4]	**February 2022**	**August/September 2022**
Selenium	YGWC-38, PZ-37	YGWC-38, PZ-37

The selenium SSLs at wells YGWC-38 and PZ-37 are horizontally delineated by downgradient wells YGWC-23S and YGWC-36A, respectively. YGWC-38 and PZ-37 are vertically delineated by PZ-52D.

Based on review of the Appendix III and Appendix IV statistical results for the groundwater monitoring and corrective action program from January through December 2022, the site will continue in assessment monitoring. A Draft Remedy Selection Report, which summarizes the evaluation and proposed selection of a corrective measure, or measures, was submitted to GA EPD on August 31, 2022 (Arcadis 2022).

Georgia Power will continue routine groundwater monitoring and reporting for the site. Reports will be posted to the website and provided to the Georgia Environmental Protection Division (GAEPD) semiannually.

[2] Boron, calcium, chloride, fluoride, pH, sulfate, and total dissolved solids (TDS).
[3] Antimony, arsenic, barium, beryllium, cadmium, chromium, cobalt, fluoride, lead, lithium, mercury, molybdenum, selenium, thallium, and radium 226 + 228
[4] A statistically significant level SSL-related constituent is determined by comparing the confidence intervals developed to either the constituent's MCL, if available, the USEPA RSL, if no MCL is available, or the calculated background interwell prediction limit.

Contents

Acronyms and Abbreviations v

Professional Certification vi

1 Introduction 1

1.1 Background 1

1.2 Regional Geology and Hydrogeologic Setting 1

1.3 Groundwater Monitoring Well Network and CCR Unit Description 2

2 Groundwater Monitoring 3

2.1 Monitoring Well Installation and Maintenance 3

2.2 Assessment Monitoring 3

2.3 Other Groundwater Sampling 4

2.4 Assessment of Corrective Measures 4

3 Sampling Methodology and Analysis 4

3.1 Groundwater Flow Direction, Gradient, and Velocity 4

3.2 Groundwater Sampling 5

3.3 Laboratory Analyses 6

3.4 Data Quality Assurance/Quality Control and Validation 6

4 Statistical Analysis 6

4.1 Statistical Methods 7

4.1.1 Appendix III Statistical Methods 7

4.1.2 Assessment Monitoring Statistical Methods 7

4.2 Statistical Analysis Results 8

4.2.1 Appendix III Monitoring Constituents 8

4.2.2 Appendix IV Assessment Monitoring Constituents 8

5 Monitoring Program Status 9

6 Conclusions and Recommendations 9

7 References 10

Tables

Table 1A. Detection Monitoring Well Summary

Table 1B. Assessment Monitoring Well and Piezometer Summary

Table 2. Groundwater Sampling Plan

Table 3. Summary of Groundwater Elevations – February and August 2022

Table 4. Groundwater Flow Velocity Calculations – February and August 2022

Table 5. Summary of Groundwater Monitoring Parameters

Table 6a. Groundwater Analytical Data – February, August, and September 2022

Table 6b. Upgradient Groundwater Analytical Data – February, August, and September 2022

Table 7. Background Levels and Groundwater Protection Standards

Figures

Figure 1. Site Location Map

Figure 2. Plant Yates CCR Removal Areas

Figure 3. Well Location Map

Figure 4. Sitewide Groundwater Elevation Map – February 2022

Figure 5. Sitewide Groundwater Elevation Map – August 2022

Figure 6. Groundwater Elevation Map – February 2022

Figure 7. Groundwater Elevation Map – August 2022

Figure 8. Selenium Isoconcentration Map – February 2022

Figure 9. Selenium Isoconcentration Map – August and September 2022

Appendices

A Field Sampling and Well Inspection Forms

B Monitoring Well Installation and Abandonment Records

C EDR Geocheck® Water Well Survey Report

D Analytical Laboratory Data and Validation Reports

E Statistical Analysis

Acronyms and Abbreviations

ACC	Atlantic Coast Consulting, Inc.
ACM	Assessment of Corrective Measures
AP	Plant Yates Ash Pond
Arcadis	Arcadis U.S., Inc.
CCR	Coal Combustion Residuals
CCR units	the combined monitoring systems of AP-3, A, B, and B’ and the R6 Landfill
CFR	Code of Federal Regulations
GAEPD	Georgia Environmental Protection Division
Georgia Power	Georgia Power Company
GWPS	Groundwater Protection Standard
MCL	maximum contaminant level
MDL	method detection limit
mg/L	milligrams per liter
QA/QC	quality assurance/quality control
SSI	statistically significant increase
SSL	statistically significant level
USEPA	United States Environmental Protection Agency

Professional Certification

This 2022 Annual Groundwater Monitoring and Corrective Action Report for the Georgia Power Company Plant Yates AP-3, A, B, B', and R6 CCR Landfill has been prepared in compliance with the United States Environmental Protection Agency Coal Combustion Residual Rule (40 Code of Federal Regulations 257 Subpart D) and the Georgia Environmental Protection Division Rules for Solid Waste Management 391-3-4-.10 by a qualified groundwater scientist or engineer with Arcadis U.S., Inc. I hereby certify that I am a qualified groundwater scientist, in accordance with the Georgia Rules of Solid Waste Management, and 40 CFR Part 258.50(g).

Arcadis U.S., Inc.



1.31.23

J. Geoffrey Gay, P.E.
Technical Expert (Eng)
Georgia Registration No. PE 27801

Date

1 Introduction

This 2022 Annual Groundwater Monitoring and Corrective Action Report describes groundwater monitoring activities conducted at the Georgia Power Company (Georgia Power) Plant Yates Ash Ponds (AP) AP-3, A, B, B', and R6 Landfill (the site) in February 2022 and August/September 2022. This report was prepared in accordance with the United States Environmental Protection Agency (USEPA) Coal Combustion Residuals (CCR) Rule (40 Code of Federal Regulations [CFR] 257 Subpart D) and the Georgia Environmental Protection Division (GAEPD) Rules for Solid Waste Management 391-3-4-.10. Groundwater monitoring requirements for the site are specified by GAEPD Rule 391-3-4-.10(6)(a), which also incorporates the USEPA CCR Rule. For ease of reference, the USEPA CCR Rule is cited within this report.

This report presents the results of February and August/September 2022 semiannual monitoring events for Appendix III and Appendix IV parameters of 40 CFR 257 and 391-3-4-.10(6)(c), as well as activities completed January through December 2022 in accordance with Rule 391-3-4-.10(6)(c).

1.1 Background

Plant Yates is located at 708 Dyer Road on the east bank of the Chattahoochee River in Coweta County, Georgia, near the Coweta and Carroll County line. The site is approximately 8 miles northwest of the city of Newnan and 13 miles southeast of the city of Carrollton. Plant Yates occupies approximately 2,400 acres. **Figure 1** depicts the site location relative to the surrounding area. Areas where CCR Removal Reports have been submitted to GA EPD are shown in **Figure 2.** Monitoring well and piezometer locations are shown on **Figure 3**.

Two permit application packages were submitted to GAEPD in November 2018: one for AP-3, A, B, and B', and another for the R6 CCR Landfill. Due to the configuration of the units and overall groundwater flow direction, both permits propose combining the monitoring systems of AP-3, A, B, and B' and the R6 Landfill into a single multi-unit monitoring system that meets federal and state monitoring requirements. Although the permit application is still in review, Georgia Power proactively began monitoring the R6 Landfill as part of a combined multi-unit monitoring program. Groundwater monitoring and reporting for the CCR units are performed in accordance with the monitoring requirements presented in §§ 257.90 through 257.95 of the federal CCR Rule and GAEPD Rule 391-3-4-.10(6)(a)-(c).

Assessment monitoring of the groundwater monitoring unit at AP-3, A, B, and B' began according to 40 CFR § 257.95 in January 2018. An Assessment of Corrective Measures (ACM) Report for AP-3, A, B, and B' was submitted in June 2019 per 40 CFR § 257.96 to address a statistically significant level (SSL) of beryllium. The initial groundwater monitoring report for the R6 CCR Landfill was completed on July 31, 2019 (Atlantic Coast Consulting, Inc. [ACC] 2019). Assessment monitoring for the R6 CCR Landfill was initiated on November 13, 2019.

This 2022 Semiannual Groundwater Monitoring and Corrective Action Report includes combined results for assessment monitoring of AP-3, A, B, B' and the R6 CCR Landfill.

1.2 Regional Geology and Hydrogeologic Setting

Plant Yates is located in the Inner Piedmont Physiographic Province of western Georgia, immediately southeast of the Brevard Zone, a regional fault zone that separates the Piedmont from the Blue Ridge. Rock units at Plant

Yates are primarily interlayered gneiss and schists. The rocks in the area have been subjected to extensive metamorphism, deformation, and igneous intrusions. Extensive fracture sets are present in the underlying bedrock. Surface expressions of these fractures are observed on topographic maps and aerial photographs of the Plant Yates area (ACC 2020).

A thin layer of soil from 1 to 2 feet thick overlies a thick layer of saprolite. The saprolite, which extends to typical depths of 20 to 40 feet below ground surface, was formed in-place by the physical and chemical weathering of the underlying metamorphic rocks. The saprolite typically consists of clay- and silt-rich soils that grade to sandier soils with depth. A zone of variable thickness (approximately 5 to 20 feet) of transitionally weathered rock typically exists between the saprolite and competent bedrock. The lithology of the transition zone is highly variable and ranges from medium to coarse unconsolidated material to highly fractured and weathered rock fragments. Localized alluvial soils consisting of generally coarser material (silty-sand, clayey silt, and silty clay with well-rounded gravel and cobbles) that have been observed in saprolite may be related to historical river channel migration.

At Plant Yates, groundwater is typically encountered slightly above the saprolite/weathered rock interface. Groundwater flow in the saprolite zone is through interconnected pores and relict textures and fractures. As the rock becomes increasingly competent with depth, groundwater flow occurs mainly through joints and fractures (i.e., secondary porosity). Recharge to the water-bearing zones in fractured bedrock takes place by seepage through the overlying mantle of soil/saprolite or by direct entrance through openings in outcrops and varies with topography. The water table occurs in the saprolite and in the transitionally weathered zone, at least several feet above the top of rock.

Field hydraulic conductivity tests (i.e., slug tests) have been performed in saprolite and weathered bedrock at multiple locations at the site. The hydraulic conductivity at these locations typically ranges from 10^{-3} to 10^{-4} centimeters per second, based on multiple rising-head and falling-head slug tests (ACC 2019). This indicates a fairly uniform medium across the saprolite and weathered rock horizon. The hydraulic conductivity values from the field tests fall within a range consistent with that of Piedmont overburden (Newell et al. 1990).

1.3 Groundwater Monitoring Well Network and CCR Unit Description

Pursuant to 40 CFR § 257.91, a multi-unit groundwater monitoring system was installed within the uppermost aquifer at the site. The multi-unit monitoring system is designed to monitor groundwater passing the waste boundary of the CCR units within the uppermost aquifer. Wells are located to monitor upgradient and downgradient conditions based on groundwater flow direction. The detection monitoring well network is summarized in **Table 1A**. Additionally, a series of piezometers and assessment wells is installed to supplement characterization and groundwater elevation measurements (**Table 1B**).

As is typical of the Piedmont Physiographic Province, there is a degree of connectivity between the saprolite and partially weathered rock units (Harned, D.A., and Daniel, C.C., III 1992). Fractured bedrock may or may not be connected to the overlying units and flow may be controlled by geologic structures present. Based on the site hydrogeology, the monitoring system is designed to monitor groundwater flow in the saprolite, the transition zone, and the upper bedrock. Wells suffixed with an "S" are installed in saprolite; an "I" indicates partially weathered rock (transition zone), and a "D" indicates upper bedrock. The monitoring well network for the site is depicted on **Figure 3**.

2 Groundwater Monitoring

Pursuant to 40 CFR § 257.90(e), the following describes monitoring-related activities performed in 2022 and presents the status of the monitoring program. Groundwater sampling was performed in accordance with 40 CFR § 257.93. Samples were collected from each well in the monitoring system shown on **Figure 3**.

Groundwater sampling events conducted by Arcadis U.S., Inc. (Arcadis) in February and August/September 2022 at AP-3, A, B, B', and the R6 CCR Landfill are summarized in **Table 2**. Field sampling logs are provided in **Appendix A**.

2.1 Monitoring Well Installation and Maintenance

During this reporting period, monitoring well-related activities included the visual inspection of well conditions prior to sampling, recording site conditions, and performing exterior maintenance to provide safe access for sampling. Additionally, YGWC-24SA and PZ-24IA were abandoned on May 25, 2022 to accommodate planned road re-alignment construction work at Dyer Road.

A work plan for the installation of replacement wells YGWC-24SB and PZ-24IB was submitted to GAEPD under separate cover on September 9, 2022 and is included in **Appendix B**. In addition to replacement wells YGWC-24SB and PZ-24IB, the work plan included proposed installation details of downgradient well YGWC-50 located between monitoring wells YGWC-36A and YGWC-43 that was proposed in the 2018 CCR permit application and updated in the July 2021 revised permit package for the R6 CCR Landfill and AMA-R6. YGWC-24SB, PZ-24IB, and YGWC-50 were installed from October 11 through 14, 2022. Well development was completed from October 19 through October 25, 2022. A well abandonment report for YGWC-24SA and PZ-24IA and the well installation report for YGWC-24SB, PZ-24IB, and YGWC-50 are located in **Appendix B**.

Monitoring wells are inspected semiannually to determine if any repairs or corrective actions are necessary to meet the requirements of the Georgia Water Well Standards Act (O.C.G.A. § 12-5-134(5)(d)(vii)). There were no well maintenance issues during this period that required corrective actions as documented in **Appendix A**.

2.2 Assessment Monitoring

An assessment monitoring program was initiated on January 14, 2018 at AP-3, B, and B' and in September 2019 for AP-A. A notice of assessment monitoring was placed in the operating record on May 15, 2018. AP-A is an inactive surface impoundment subject to the revised requirements of 40 CFR § 257.100 and was added to the multi-unit system on April 17, 2019. Assessment monitoring was initiated at the R6 CCR Landfill following review of the results of the March 2019 monitoring event. The first semiannual assessment monitoring event for the R6 CCR Landfill occurred in October 2019; a notice of assessment monitoring for the R6 CCR Landfill was placed in the operating record on November 13, 2019. AP-3, A, B, B' and the R6 CCR Landfill currently remain in assessment monitoring while the Georgia EPD is reviewing the Draft Remedy Selection Report.

Semiannual assessment monitoring at the site for Appendix III and Appendix IV parameters was conducted in February and August/September 2022 pursuant to 40 CFR § 257.95(b) and CFR § 257.95(d). Groundwater sampling activities completed during the reporting period as part of semiannual assessment monitoring are summarized in **Table 2**.

2.3 Other Groundwater Sampling

To further characterize groundwater quality at the site, samples were collected from wells YAMW-1 through YAMW-5, PZ-35, and PZ-37 in February and August/September 2022. Well locations are presented on **Figure 3**. Sampling and analysis were performed following the procedures outlined in Section 3. Analytical results of this additional sampling are included in **Table 6**.

2.4 Assessment of Corrective Measures

Based on assessment monitoring results presented in the 2018 Annual Groundwater and Corrective Action Monitoring Report, a Notice of Assessment of Corrective Measures was placed in the operating record on February 12, 2019 for the AP-3, B, and B' units in accordance with 40 CFR § 257.96. AP-A was added to the multi-unit groundwater monitoring system on April 17, 2019. The Assessment of Corrective Measures Report for AP-3, A, B, and B’ was placed in the operating record on June 12, 2019. The first Groundwater Remedy Selection and Design Progress Report was submitted on December 12, 2019 and updated on January 31, 2020 to include the R6 CCR Landfill which was incorporated into the ACM.

A Draft Remedy Selection Report, which summarizes the evaluation and proposed selection of a corrective measure, or measures, was submitted to GAEPD on August 31, 2022 (Arcadis 2022a).

An updated survey of water wells was conducted within a two-mile radius from the site. The survey incorporated records from federal, state, and county sources cited in the previous well survey (Arcadis 2022b; however, no information was received from the Coweta County Health Department. A current Environmental Data Resources (EDR) GeoCheck® Report is included in **Appendix C**. The findings are consistent with the previous well survey**.**

3 Sampling Methodology and Analysis

Groundwater monitoring methods used at the site are described in the following sections.

3.1 Groundwater Flow Direction, Gradient, and Velocity

Before the February and August/September 2022 sampling event, static water levels were recorded from piezometers and wells in the well network at AP-3, A, B, B' and the R6 CCR Landfill. Water levels were collected from the monitoring wells and piezometers as noted in **Table 3**.

Saprolite, transition zone, and shallow bedrock groundwater elevation data were used to prepare potentiometric surface elevation contour maps. Sitewide potentiometric surface maps for February and August 2022 are provided in **Figures 4 and 5**, respectively. Potentiometric maps for AP-3, A, B, B’ and the R6 CCR Landfill from February and August 2022 are provided in **Figures 6 and 7,** respectively. The groundwater flow direction for the saprolite, transition zone, and shallow bedrock wells is generally toward the west, northeast, and east from the area south of the R6 Landfill ash disposal area, which serves as a topographic high and groundwater recharge area. Groundwater flows west from the eastern portions of the Ash Management Area, AP-3 area, and AP-B’ area to the central portion of the site. The groundwater flow direction is consistent with historical patterns and follows the topographic low between the Ash Management Area (AMA) and R6. It is interpreted that variations between saprolite/transition zone wells and deep bedrock wells are attributed to bedrock geologic structural controls, and

therefore do not reflect the surficial aquifer potentiometric surface. Based on this interpretation, the deep bedrock potentiometric surface was not used for contouring.

The groundwater flow velocity at Plant Yates was calculated using a derivation of Darcy's Law:

$$v = \frac{k\left(\frac{dh}{dl}\right)}{n_e}$$

where:

v = groundwater seepage velocity

k = hydraulic conductivity

dh/dl = hydraulic gradient

n_e = effective porosity

Groundwater flow velocities were calculated for the site based on hydraulic gradients, average hydraulic conductivity based on previous slug test data, and an estimated effective porosity of 0.20 (based on a review of several sources including Driscoll 1986, USEPA 1989, and Freeze and Cherry 1979). Calculated groundwater flow velocities for February and August 2022 are presented in **Table 4**. The calculated average linear flow velocities for February and August 2022 are 26 feet per year and 37 feet per year, respectively. These calculated groundwater velocities across the site are generally consistent with historical calculations and with expected velocities in the site-specific geology, thereby, confirming the groundwater monitoring network is properly located to monitor the uppermost aquifer.

3.2 Groundwater Sampling

Groundwater samples were collected using low-flow sampling procedures in accordance with 40 CFR § 257.93(a). Monitoring wells were purged and sampled using a dedicated bladder pump until water quality parameters stabilized. For wells sampled with non-dedicated bladder pumps, the pumps were lowered into the well so that the intake was at the midpoint of the well screen (or as appropriate determined by the water level). All non-disposable equipment was decontaminated before use and between use at well locations.

An AquaTroll 600 (In-Situ® field instrument) was used to monitor and record field water quality parameters during well purging. The stabilization criteria for pH and specific conductivity readings, as noted below, were used to verify stabilization prior to sampling. Turbidity was measured using a portable turbidimeter. Groundwater samples were collected when the following stabilization criteria were met for a minimum of three consecutive readings:

- ± 0.1 standard unit for pH;
- ± 5% for specific conductivity; and
- Less than 5 nephelometric turbidity units for turbidity
- ±10% or ±0.2 mg/L (whichever is greater) for DO where DO >0.5 mg/L. If DO <0.5 mg/L no stabilization criteria apply.

Once stabilization was achieved, samples were collected directly into laboratory-supplied containers with preservative (where applicable). The sample containers were immediately placed on ice in an insulated cooler. The samples were submitted to Pace Analytical Services, LLC following chain-of-custody protocol. Stabilization logs for each well are included in **Appendix B**.

3.3 Laboratory Analyses

Samples were submitted for laboratory analysis from each monitoring well as summarized in **Table 2**. During the February and August/September 2022 sampling events, the AP-3,B,B' and R6 CCR Landfill wells were sampled and analyzed for Appendix III parameters as well as for Appendix IV parameters according to 40 CFR § 257.95(b). **Table 5** provides a summary of the constituents monitored during the event. The methods used for groundwater sample analyses are listed in the analytical laboratory reports included in **Appendix D**.

Analytical data collected during the sampling event is summarized in **Table 6**. Laboratory analyses were performed by Pace Analytical Services, LLC, which is accredited by the National Environmental Laboratory Accreditation Program and maintains this certification for all parameters analyzed for this project. Laboratory reports and chain-of-custody records for the monitoring events are included in **Appendix D**.

3.4 Data Quality Assurance/Quality Control and Validation

During the sampling event, quality assurance/quality control (QA/QC) samples were collected at a rate of one sample per every 10 samples. QA/QC samples included equipment blanks (where non-dedicated equipment was used), field blanks, and duplicate samples. Groundwater quality data in this report were validated in accordance with USEPA guidance (USEPA 2011) and analytical methods. Data validation generally consisted of reviewing sample integrity, holding times, laboratory method blanks, laboratory control samples, matrix spike/matrix spike duplicate recoveries and relative percent differences, post-digestion spikes, laboratory and field duplicate relative percent differences, equipment blanks, and reporting limits. Where appropriate, validation qualifiers and flags have been applied to the data using USEPA procedures as guidance (USEPA 2017). The data validation report included in **Appendix D** summarizes the validation actions and applicable interpretation.

The purpose of the data quality evaluation was to determine the reliability of the chemical analyses and the accuracy and precision of information acquired from the laboratory. Data quality was assessed through the review and evaluation of field sampling, quality control samples, and data associated with the chemical analytical results. The data are considered usable for meeting project objectives and the results are considered valid. The complete results of the data quality evaluations are provided in **Appendix D**.

A "J" flag following a value indicates that the value is an estimated analyte concentration detected between the MDL and the laboratory reporting limit. The estimated value is positively identified but is below the lowest level that can be reliably achieved within specified limits of precision and accuracy under routine laboratory operating conditions. "J" flagged data are used to establish background statistical limits but are not used when performing statistical analyses.

4 Statistical Analysis

Statistical analysis of Appendix III and IV groundwater monitoring data obtained from the AP-3, A, B, B', and R6 Landfill February and August/September 2022 assessment monitoring event was performed pursuant to 40 CFR §§ 257.93–95 following established, certified statistical methods. The statistical method for the site was developed in accordance with 40 CFR § 257.93(f) using methodology presented in Statistical Analysis of Groundwater Data at RCRA Facilities, Unified Guidance, March 2009, USEPA 530/R-09-007 (USEPA 2009).

4.1 Statistical Methods

The Sanitas™ groundwater statistical software was used to perform statistical analyses. Sanitas™ is a decision support software package that incorporates the statistical tests required of Subtitle C and D facilities by USEPA regulations and guidance as recommended in the Unified Guidance document (USEPA 2009). Although Assessment Monitoring has been implemented, statistical evaluation of Appendix III constituents is performed to determine whether constituents have returned to background conditions.

4.1.1 Appendix III Statistical Methods

Groundwater data were evaluated using interwell prediction limits for Appendix III parameters. This method uses sitewide-pooled upgradient monitoring well data to establish a background statistical limit. Data from the February and August/September 2022 events were compared to the statistical limit to determine whether concentrations exceeded background levels. The statistical method incorporates an optional 1-of-2 verification resample plan. When an initial statistically significant increase (SSI) or questionable result occurs, a second sample may be collected to verify the initial result or determine whether the result was an outlier. If resampling is performed and the initial finding is not verified, the resampled value replaces the initial finding. When the resample confirms the initial result, both values remain in the database and an SSI is declared. The following criteria were applied to the evaluation:

Statistical analyses were not performed on analytes containing 100 percent non-detects.

When data contained less than 15 percent non-detects in background samples, simple substitution of one-half the reporting limit was used in the statistical analysis. The reporting limit used for non-detects is the practical quantification limit reported by the laboratory.

When data contained between 15 to 50 percent non-detects, the Kaplan-Meier non-detect adjustment was applied to the background data. This technique adjusts the mean and standard deviation of the historical concentrations to account for concentrations below the reporting limit.

Non-parametric prediction limits were used on data containing greater than 50 percent non-detects.

4.1.2 Assessment Monitoring Statistical Methods

Interwell parametric tolerance limits were used to calculate background limits from pooled upgradient well data for the wells identified in Table 1A for Appendix IV constituents with a target of 95 percent confidence and 95 percent coverage.

The confidence and coverage levels for nonparametric tolerance limits are dependent upon the number of background samples. The background levels are then used when determining the groundwater protection standards (GWPS) in accordance with 40 CFR § 257.95(h) and GAEPD Rule 391-3-4-.10(6)(a).

As described in 40 CFR § 257.95(h)(1-3), the GWPS is:

The maximum contaminant level (MCL) established under 40 CFR §§ 141.62 and 141.66.

For the following constituents:

Cobalt: 0.006 milligram per liter (mg/L)

Lead: 0.015 mg/L

Lithium: 0.040 mg/L

Molybdenum: 0.100 mg/L; or

The background level for constituents for which the background level is higher than the MCL or CCR Rule identified GWPS.

On February 22, 2022, GA EPD updated to the Rules for Solid Waste Management 391-3-4-.10(6) to incorporate updated Federal GWPS where an MCL has not been established, except when site specific background concentrations of these constituents are higher. Statistical evaluations for the February and August/September 2022 events reflect these changes.

GWPSs have been established for statistical comparison of Appendix IV constituents at AP-3, A, B, B', and the R6 CCR Landfill. **Table 7** summarizes the background limits established for each monitoring well for the February and August/September 2022 sampling events as well as the GWPS.

To complete the statistical comparison to GWPSs, confidence intervals were constructed for each of the Appendix IV parameters detected in each downgradient well. Those confidence intervals were compared to the GWPSs established under federal and state rules. A sampling result from a well/constituent pair was considered to exceed its respective standard only when results from the entire confidence interval exceeded a GWPS. If there was an exceedance of the established standard, an SSL exceedance was identified.

4.2 Statistical Analysis Results

Appendix III statistical analysis for wells associated with the site was performed to determine whether constituent concentrations have returned to background levels. Appendix IV assessment monitoring parameters were evaluated for AP-3, A, B, B,' and the R6 CCR Landfill to determine whether concentrations statistically exceed the established GWPSs. Appendix IV analytical data from the February and August/September 2022 semiannual assessment monitoring events for the combined AP-3, A, B, B’, and R6 CCR Landfill were statistically analyzed in accordance with the Statistical Analysis Plan (Groundwater Stats Consulting 2019).

4.2.1 Appendix III Monitoring Constituents

Based on review of the Appendix III statistical analysis from the February 2022 and August/September sampling events presented in **Appendix E**, Appendix III constituents have not returned to background levels; therefore, assessment monitoring should continue pursuant to 40 CFR § 257.95(f). **Appendix E** includes a table summarizing site monitoring wells for which analytical sampling results have identified constituents with SSIs from each semiannual event.

4.2.2 Appendix IV Assessment Monitoring Constituents

Statistical analysis of the February 2022 and August/September Appendix IV data was completed using the GWPSs established according to 40 CFR § 257.95(h) and GAEPD Rule 391-3-4-.10(6)(a). The following SSLs were identified:

Selenium: YGWC-38 and PZ-37

Wells with SSLs were further evaluated using the Sen’s Slope/Mann Kendall trend test (Appendix D). Statistically significant trends were identified for the following well/constituent pairs:

Decreasing trends: Beryllium: YGWC-38 (February)
Selenium: YGWC-38 (February, September)

There are no wells with SSLs that exhibit a stable or increasing trend. As a result of GAEPD's adoption of the federal GWPS in April 2022, YGWC-42 no longer exhibits an SSL for lithium. Beryllium concentrations at YGWC-38 have been decreasing since 2018 and below the GWPS since March 2020. Sanitas™ statistical output data for calculation of site-specific background concentrations (interwell tolerance limits) and confidence intervals for each Appendix IV constituent in downgradient wells are provided in **Appendix E**. Selenium isoconcentration maps from February 2022 and August/September 2022 are provided on **Figures 8 and 9**, respectively.

5 Monitoring Program Status

In accordance with 40 CFR § 257.95), an assessment monitoring program was implemented in January 2018 for AP-3, A, B, and B'. SSLs of Appendix IV parameters were identified for the multi-unit network during the 2019 assessment monitoring events. The R6 CCR Landfill was placed in assessment monitoring following the initial detection monitoring event in March 2019, and assessment monitoring was initiated with the second 2019 semiannual monitoring event. Pursuant to 40 CFR § 257.96(b), Georgia Power will continue to monitor groundwater at AP-3, A, B, B', and the R6 CCR Landfill in accordance with the assessment monitoring program regulations of 40 CFR § 257.95 while ACM efforts are implemented to evaluate SSL concentrations of selenium.

Horizontal and vertical delineation of current and historical SSLs of beryllium, cobalt, and selenium is complete on site. A Draft Remedy Selection Report was submitted to GA EPD on August 31, 2022 in lieu of the Semiannual Remedy Selection and Design Progress Report (semiannual progress report) previously included in the appendix of the routine annual groundwater monitoring and corrective action reports. The Draft Remedy Selection Report was submitted under separate cover and included the following:

- The current groundwater conceptual site model applicable to evaluating groundwater corrective measures proposed in the ACM Report (ACC 2019);
  - An assessment of corrective action investigations completed to date;
  - An evaluation of each corrective measure retained for further consideration following the completed investigations; and
  - A comparison of corrective measure options using the comparative criteria such as long- and short-term effectiveness and protectiveness, source control effectiveness, and ease of implementation.
- The Draft Remedy Selection Report proposed Monitored Natural Attenuation (MNA) as the selected remedy. EPD is currently reviewing the Draft Remedy Selection Report.

6 Conclusions and Recommendations

This 2022 Annual Groundwater Monitoring and Corrective Action Report was prepared to fulfill the requirements of USEPA's 40 CFR §257.95 and GAEPD's Rule 391-3-4-.10. The groundwater flow direction interpreted during this event is consistent with historical evaluations. Statistical evaluations of groundwater monitoring data for the combined monitoring unit AP-3, A, B, B', and the R6 Landfill identified SSLs of selenium in well YGWC-38 and well PZ-37. Delineation data for the selenium SSLs provide spatial and vertical delineation to concentrations below the GWPSs. A Draft Remedy Selection Report, which summarizes the evaluation and proposed selection of a corrective measure, or measures, was submitted to GA EPD on August 31, 2022 (Arcadis 2022a).

Assessment monitoring at AP-3, A, B, B', and the R6 CCR Landfill will continue pursuant to 40 CFR § 257.95. In addition, ACM efforts of the multi-unit site will continue as required by 40 CFR § 257.96. The next assessment monitoring event is scheduled for February 2023. The February semiannual monitoring event will be a combined event to meet the requirements of GAEPD Rule 391-3-4-.10(6) and 40 CFR §§ 257.95(b) and (d)(1) and will include sampling and analysis of all Appendix III and IV constituents.

7 References

ACC. 2019. Plant Yates, Ash Ponds 3, A, B and B' – 2019 Assessment of Corrective Measures Report. Prepared for Georgia Environmental Protection Division. June.

ACC.2020. Plant Yates, Ash Ponds 3, A, B, B'/R6 CCR Landfill – First Semiannual Remedy Selection and Design Progress Report (Revision 1). January.

ACC. 2020. Plant Yates, Ash Ponds 3, A, B, and B'/R6 CCR Landfill – Hydrogeologic Assessment Report (rev. 1). Prepared for Georgia Environmental Protection Division. April.

Arcadis 2022a. Plant Yates, Ash Ponds 3, A, B, and B'/R6 CCR Landfill – Groundwater Remedy Selection Report. August.

Arcadis 2022b. Plant Yates, Ash Ponds 3, A, B, and B'/R6 CCR Landfill – Semiannual Remedy Selection and Design Progress Report. January.

Driscoll, F.G. 1986. Groundwater and Wells, Johnson Screens, Saint Paul, Minnesota, 1089 pp.

Freeze, R.A. and J.A. Cherry. 1979. Groundwater, Prentice-Hall, Englewood Cliffs, New Jersey, 604 pp.

Groundwater Stats Consulting. 2019. Statistical Analysis Plan – Plant Yates Ash Pond 3 and B/B'. Prepared for Georgia Environmental Protection Division.

Harned, D.A., and Daniel D.D., III, 1992. The transition zone between bedrock and saprolite – Conduit for contamination? Ground water in the Piedmont – Proceedings of a conference on ground water in the Piedmont of the eastern United States: Clemson, S.C. p. 336-348.

Newell, C.J., L.P. Hopkins, and P.B. Bedient. 1990. A Hydrogeologic Database for Ground-Water Modeling. Ground Water. 28(5):703-714.

USEPA. 1989. RCRA Facility Investigation (RFI) Guidance, Interim Final, Vol I. [EPA 530/SW-89-031], OWSER Directive 9502.00-6DUSEPA. 1989. Risk Assessment Guidance for Superfund (RAGS), Vol. I: Human Health Evaluation Manual (Part A) (540-1-89-002).

USEPA. 2009. Statistical Analysis of Groundwater Monitoring Data at RCRA Facilities, Unified Guidance. Office of Resource Conservation and Recovery – Program Implementation and Information Division. March.

USEPA. 2011. Data Validation Standard Operating Procedures. Science and Ecosystem Support Division. Region IV. Athens, GA. September.

USEPA. 2017. National Functional Guidelines for Inorganic Superfund Methods Data Review. Office of Superfund Remediation and Technology Innovation. OLEM 9355.0-135 [EPA-540-R-2017-001]. Washington, DC. January.

Tables

Table 1A
Detection Monitoring Well Summary
2022 Annual Groundwater Monitoring and Corrective Action Report
Plant Yates - AP-3, A, B, B' and R6 CCR Landfill

Well ID	Installation Date	Top of Casing Elevation (ft)	Depth to Bottom (ft bTOC)	Bottom Elevation (ft)	Depth to Top of Screen (ft bTOC)	Top of Screen Elevation (ft)	Hydraulic Location
Upgradient Wells							
YGWA-4I	5/21/2014	784.21	48.81	735.40	38.51	745.70	Upgradient
YGWA-5I	5/21/2014	784.54	58.94	725.60	48.64	735.90	Upgradient
YGWA-5D	5/21/2014	784.53	129.13	655.40	78.83	706.00	Upgradient
YGWA-17S	9/10/2015	783.05	39.85	743.20	29.55	753.20	Upgradient
YGWA-18S	9/8/2015	790.57	39.97	750.60	29.97	760.90	Upgradient
YGWA-18I	9/8/2015	790.57	79.97	710.60	69.67	720.90	Upgradient
YGWA-20S	9/29/2015	767.12	29.52	737.60	19.22	747.90	Upgradient
YGWA-21I	9/28/2015	783.70	79.90	703.80	69.60	714.10	Upgradient
YGWA-39	7/7/2016	818.19	68.59	749.60	58.09	760.10	Upgradient
YGWA-40	7/7/2016	815.73	48.23	767.50	37.73	778.00	Upgradient
YGWA-1I	5/20/2014	836.60	53.60	783.00	43.30	793.30	Upgradient
YGWA-1D	5/20/2014	837.25	128.85	708.40	78.05	759.20	Upgradient
YGWA-2I	5/20/2014	866.25	63.75	802.50	53.45	812.80	Upgradient
YGWA-3I	5/20/2014	796.55	59.05	737.50	48.85	747.70	Upgradient
YGWA-3D	5/20/2014	796.78	134.18	662.60	83.88	712.90	Upgradient
YGWA-14S	5/20/2014	748.76	34.96	713.80	24.66	724.10	Upgradient
YGWA-30I	9/23/2015	762.58	59.48	703.10	49.18	713.40	Upgradient
YGWA-47	7/11/2016	758.22	59.19	696.41	48.62	709.60	Upgradient
GWA-2	4/12/2007	805.62	52.02	753.60	41.82	763.80	Upgradient
AP-3, A, B and B'							
YGWC-23S	9/21/2015	764.95	38.91	726.00	28.61	736.30	Downgradient
YGWC-24SA[1]	6/4/2020	765.00	57.00	708.00	47.00	718.00	Downgradient
YGWC-24SB[1]	10/13/2022	764.89	57.79	707.10	47.79	717.10	Downgradient
YGWC-36A	9/22/2020	740.88	51.20	689.68	41.18	699.70	Downgradient
YGWC-49	7/13/2016	782.73	78.53	704.20	67.63	715.10	Downgradient
R6 CCR Landfill							
YGWC-38	7/23/2016	799.69	49.59	749.10	39.59	760.10	Downgradient
YGWC-41	7/8/2016	803.92	66.82	736.60	56.82	747.10	Downgradient
YGWC-42	7/8/2016	797.86	59.76	738.10	49.36	748.50	Downgradient
YGWC-43	7/9/2016	744.96	79.66	665.30	69.16	675.80	Downgradient
YGWC-50[2]	10/14/2022	729.78	39.28	690.50	27.72	710.80	Downgradient

Notes:

[1] YGWA-24SA was abandoned on May 25, 2022 to accommodate road re-alignment construction work on Dyer Road. YGWC-24SB was installed on October 13, 2022 as a replacement well.

[2] YGWC-50 was installed on October 14, 2022 as a delineation well.

Elevation is presented in U.S. Survey Feet (North American Vertical Datum of 1988) based on June 2020 survey.

Acronyms and Abbreviations:

bTOC = below top of casing

ft = feet

Table 1B
Assessment Monitoring Well and Piezometer Summary
2022 Annual Monitoring and Corrective Action Report
Plant Yates - AP-3, A, B, B' and R6 CCR Landfill

Well ID	Installation Date	Top of Casing Elevation (ft)	Depth to Bottom (ft bTOC)	Bottom Elevation (ft)	Depth to Top of Screen (ft bTOC)	Top of Screen Elevation (ft)	Purpose
AP-3, A, B and B'							
YGWA-6S	5/19/2014	782.47	39.87	742.60	29.57	752.90	Piezometer
YGWA-6I	5/19/2014	782.73	69.03	713.70	58.73	724.00	Piezometer
YAMW-1	9/19/2018	743.83	69.93	673.90	59.93	683.90	Assessment
PZ-04S	5/21/2014	784.25	32.75	751.50	22.45	761.80	Piezometer
PZ-05S	5/21/2014	784.64	41.94	742.70	31.64	753.00	Piezometer
PZ-06D	5/19/2014	782.02	134.02	648.00	83.72	698.30	Piezometer
PZ-24IA[1]	6/3/2020	764.33	89.53	674.80	79.53	684.80	Piezometer
PZ-24IB[1]	10/11/2022	764.92	73.42	691.50	63.02	710.90	Piezometer
PZ-35	7/20/2016	743.81	50.01	693.80	38.91	704.90	Assessment
PZ-48	7/11/2016	779.83	58.73	721.10	48.43	731.40	Piezometer
R6 CCR Landfill							
PZ-37	7/6/2016	760.78	49.78	711.00	39.28	721.50	Piezometer
PZ-37D	4/16/2021	761.12	202.30	558.80	192.30	568.80	Piezometer
PZ-51	11/8/2019	744.30	36.32	707.98	26.32	717.98	Piezometer
PZ-52D	9/28/2021	762.79	94.89	677.50	84.89	677.90	Piezometer
PZ-53D	9/28/2021	762.80	162.90	599.50	152.90	609.90	Piezometer
YAMW-2	11/12/2019	781.04	46.48	734.56	36.48	744.56	Assessment
YAMW-3	11/6/2019	796.05	91.44	704.61	81.44	714.61	Assessment
YAMW-4	11/7/2019	805.59	96.55	709.04	86.55	719.04	Assessment
YAMW-5	11/13/2019	788.90	90.34	698.56	80.34	708.56	Assessment

Notes:

[1] PZ-24IA was abandoned on May 25, 2022 to accommodate road re-alignment construction work on Dyer Road. PZ-24IB was installed on October 11, 2022 as a replacement well.

Elevation is presented in U.S. Survey Feet (North American Vertical Datum of 1988).

Acronyms and Abbreviations:

bTOC = below top of casing

ft = feet

Table 2
Groundwater Sampling Plan
2022 Annual Groundwater Monitoring and Corrective Action Report
Plant Yates - AP-3, A, B, B' and R6 CCR Landfill

Well ID	Hydraulic Location	2022 First Semiannual Sampling [1]	2022 Second Semiannual Sampling [1]
		February 8-11, 2022	August 30 - September 2, 2022
AP-3, A, B and B'			
YGWA-4I	Upgradient	X	X
YGWA-5I	Upgradient	X	X
YGWA-5D	Upgradient	X	X
YGWA-17S	Upgradient	X	X
YGWA-18S	Upgradient	X	X
YGWA-18I	Upgradient	X	X
YGWA-20S	Upgradient	X	X
YGWA-21I	Upgradient	X	X
YGWA-47	Upgradient [2]	X	X
GWA-2	Upgradient [2]	X	X
YGWA-1I	Upgradient [2]	X	X
YGWA-1D	Upgradient [2]	X	X
YGWA-2I	Upgradient [2]	X	X
YGWA-3I	Upgradient [2]	X	X
YGWA-3D	Upgradient [2]	X	X
YGWA-14S	Upgradient [2]	X	X
YGWA-30I	Upgradient [2]	X	X
YGWC-23S	Downgradient	X	X
YGWC-24SA	Downgradient	X	
YGWC-36A	Downgradient	X	X
YGWC-49	Downgradient	X	X
YAMW-1	Downgradient	X	X
PZ-35	Downgradient	X	X
R6 CCR Landfill			
YGWA-39	Upgradient	X	X
YGWA-40	Upgradient	X	X
YGWC-38	Downgradient	X	X
YGWC-41	Downgradient	X	X
YGWC-42	Downgradient	X	X
YGWC-43	Downgradient	X	X
YAMW-2	Downgradient	X	X
YAMW-3	Downgradient	X	X
YAMW-4	Downgradient	X	X
YAMW-5	Downgradient	X	X
PZ-37	Downgradient	X	X
PZ-37D	Downgradient	X	X
PZ-51	Downgradient	X	X
PZ-52D	Downgradient	X	X

Notes:

1. All wells analyzed for Appendix III and Appendix IV.
3. Sampled November 2021 following installation and development.
2. Pooled upgradient wells

Appendix III = Consituents for Detection Monitoring - 40 CFR Part 257 Appendix III.

Appendix IV = Consituents for Assessment Monitoring - 40 CFR Part 257 Appendix IV.

Table 3
Summary of Groundwater Elevations - February and August 2022
2022 Annual Groundwater Monitoring and Corrective Action Report
Plant Yates - AP-3, A, B, B' and R6 CCR Landfill

Well ID	Date	TOC Elevation (ft)	Depth to Water (ft bTOC)	Groundwater Elevation (ft)
Downgradient Wells - February 2022				
YGWC-23S	2/7/2022	764.95	16.32	748.63
YGWC-24SA	2/7/2022	765.00	27.72	737.28
YGWC-36A	2/7/2022	740.88	8.77	732.11
YGWC-38	2/7/2022	799.69	30.40	769.29
YGWC-41	2/7/2022	803.92	28.42	775.50
YGWC-42	2/7/2022	797.86	28.89	768.97
YGWC-43	2/7/2022	744.96	21.54	723.42
YGWC-49	2/7/2022	782.73	32.11	750.62
PZ-35	2/7/2022	743.81	10.24	733.57
PZ-04S	2/7/2022	784.25	23.80	760.45
PZ-05S	2/7/2022	784.64	18.14	766.50
YGWA-6S	2/7/2022	782.47	18.91	763.56
YGWA-6I	2/7/2022	782.73	19.22	763.51
PZ-06D	2/7/2022	782.02	21.98	760.04
PZ-24IA	2/7/2022	764.33	28.20	736.13
PZ-37	2/7/2022	760.78	11.38	749.40
PZ-37D	2/7/2022	761.12	4.22	756.90
PZ-48	2/7/2022	799.83	20.28	779.55
PZ-51	2/7/2022	744.30	9.72	734.58
PZ-52D	2/7/2022	762.79	5.89	756.90
PZ-53D	2/7/2022	762.80	5.69	757.11
YAMW-1	2/7/2022	743.83	10.28	733.55
YAMW-2	2/7/2022	781.04	21.20	759.84
YAMW-3	2/7/2022	796.05	36.31	759.74
YAMW-4	2/7/2022	805.59	31.89	773.70
YAMW-5	2/7/2022	788.90	13.66	775.24
Upgradient Wells - February 2022				
YGWA-4I	2/7/2022	784.21	22.29	761.92
YGWA-5I	2/7/2022	784.54	17.96	766.58
YGWA-5D	2/7/2022	784.53	19.54	764.99
YGWA-17S	2/7/2022	783.05	11.74	771.31
YGWA-18S	2/7/2022	790.57	19.81	770.76
YGWA-18I	2/7/2022	790.57	23.05	767.52
YGWA-20S	8/29/2022	767.12	11.64	755.48
YGWA-21I	2/7/2022	783.70	30.18	753.52
YGWA-39	2/7/2022	818.19	17.62	800.57
YGWA-40	2/7/2022	815.73	22.71	793.02
YGWA-1I	2/7/2022	836.60	37.90	798.70
YGWA-1D	2/7/2022	837.25	48.94	788.31
YGWA-2I	2/7/2022	866.25	44.92	821.33
YGWA-3I	2/7/2022	796.55	52.35	744.20
YGWA-3D	2/7/2022	796.78	30.28	766.50
YGWA-14S	2/8/2022	748.76	18.58	730.18
YGWA-30I	2/8/2022	762.58	43.98	718.60
YGWA-47	2/7/2022	758.22	34.83	723.39
GWA-2	2/7/2022	805.62	36.39	769.23

Table 3
Summary of Groundwater Elevations - February and August 2022
2022 Annual Groundwater Monitoring and Corrective Action Report
Plant Yates - AP-3, A, B, B' and R6 CCR Landfill

Well ID	Date	TOC Elevation (ft)	Depth to Water (ft bTOC)	Groundwater Elevation (ft)
Downgradient Wells - August 2022				
YGWC-23S	8/29/2022	764.95	16.79	748.16
YGWC-36A	8/29/2022	740.88	11.56	729.32
YGWC-38	8/29/2022	799.69	30.00	769.69
YGWC-41	8/29/2022	803.92	28.64	775.28
YGWC-42	8/29/2022	797.86	29.14	768.72
YGWC-43	8/29/2022	744.96	23.90	721.06
YGWC-49	8/29/2022	782.73	32.65	750.08
PZ-35	8/29/2022	743.81	12.30	731.51
PZ-04S	8/29/2022	784.25	25.54	758.71
PZ-05S	8/29/2022	784.64	20.64	764.00
YGWA-6S	8/29/2022	782.47	20.52	761.95
YGWA-6I	8/29/2022	782.73	20.76	761.97
PZ-06D	8/29/2022	782.02	23.14	758.88
PZ-24IA	8/29/2022	NA[1]	NA[1]	NA[1]
PZ-37	8/29/2022	760.78	11.70	749.08
PZ-37D	8/29/2022	761.12	3.82	757.30
PZ-48	8/29/2022	799.83	21.81	778.02
PZ-51	8/29/2022	744.30	9.42	734.88
PZ-52D	8/29/2022	762.79	6.11	756.68
PZ-53D	8/29/2022	762.80	5.44	757.36
YAMW-1	8/29/2022	743.83	12.06	731.77
YAMW-2	8/29/2022	781.04	23.89	757.15
YAMW-3	8/29/2022	796.05	37.03	759.02
YAMW-4	8/29/2022	805.59	32.33	773.26
YAMW-5	8/29/2022	788.90	14.75	774.15
Upgradient Wells - August 2022				
YGWA-4I	8/29/2022	784.21	24.06	760.15
YGWA-5I	8/29/2022	784.54	20.63	763.91
YGWA-5D	8/29/2022	784.53	21.87	762.66
YGWA-17S	8/29/2022	783.05	13.45	769.60
YGWA-18S	8/29/2022	790.57	21.58	768.99
YGWA-18I	8/29/2022	790.57	25.58	764.99
YGWA-20S	8/29/2022	767.12	11.00	756.12
YGWA-21I	8/29/2022	783.70	31.73	751.97
YGWA-39	8/29/2022	818.19	17.72	800.47
YGWA-40	8/29/2022	815.73	23.64	792.09
YGWA-1I	8/29/2022	836.60	37.21	799.39
YGWA-1D	8/29/2022	837.25	49.37	787.88
YGWA-2I	8/29/2022	866.25	44.49	821.76
YGWA-3I	8/29/2022	796.55	53.39	743.16
YGWA-3D	8/29/2022	796.78	30.43	766.35
YGWA-14S	8/29/2022	748.76	20.18	728.58
YGWA-30I	8/29/2022	762.58	43.83	718.75
YGWA-47	8/29/2022	758.22	28.16	730.06
GWA-2	8/29/2022	805.62	36.23	769.39

Notes:

Elevation is presented in U.S. Survey Feet (North American Vertical Datum of 1988).

[1] Well was abandoned due to Dyer Road construction prior to the gauging event.

Acronyms and Abbreviations:

bTOC = below top of casing

ft = feet

TOC = top of casing

Table 4
Groundwater Flow Velocity Calculations - February and August 2022
2022 Annual Groundwater Monitoring and Corrective Action Report
Plant Yates - AP-3, A, B, B' and R6 CCR Landfill

ARCADIS

Equation

$$V = \frac{K\,(dh/dl)}{n_e}$$

where:

V = groundwater velocity
K = hydraulic conductivity
dh/dl = i = hydraulic gradient
n_e = effective porosity

Values Used in Calculation

Value			Source
K_{max}:	3.70E-03	cm/sec	See note 1
	10	ft/day	
K_{min}:	9.70E-05	cm/sec	
	0.28	ft/day	
K_{avg}:	2.90E-04	cm/sec	
	0.8	ft/day	
Distance from:			
YGWA-40 to YGWA-42	1,098	feet	
YGWC-49 to PZ-24I	1,002	feet	
YGWC-6S to PZ-35	1,002	feet	
Groundwater Elevation			Date Collected:
YGWA-40	793.02	feet	February 2022
YGWC-42	768.97		
YGWC-49	750.62		
PZ-24IA	736.65		
YGWA-40	792.09	feet	August 2022
YGWC-42	768.72		
YGWC-6S	761.95		
PZ-35	731.51		
			Hydraulic gradient from:
i_1 = 0.022		unitless	YGWA-40 to YGWC-42 (Feb. 2022)
i_2 = 0.014		unitless	YGWC-49 to PZ-24I (Feb. 2022)
i_{avg} = 0.018		unitless	Average
i_1 = 0.022		unitless	YGWA-40 to YGWC-42 (Aug. 2022)
i_2 = 0.030		unitless	YGWC-6S to PZ-35 (Aug. 2022)
i_{avg} = 0.026		unitless	Average
n_e = 0.20		unitless	See note 2

Minimum Linear Flow Velocity

February 2022

$$V_{min} = \frac{(0.28)\ (0.018)}{0.20}$$

V_{min} = 0.03 ft/day, or 11 ft/year

August 2022

$$V_{min} = \frac{(0.28)\ (0.026)}{0.20}$$

V_{min} = 0.04 ft/day, or 15 ft/year

Maximum Linear Flow Velocity

February 2022

$$V_{max} = \frac{(10)\ (0.018)}{0.20}$$

V_{max} = 0.9 ft/day, or 329 ft/year

August 2022

$$V_{max} = \frac{(10)\ (0.026)}{0.20}$$

V_{max} = 1.3 ft/day, or 475 ft/year

Average Linear Flow Velocity

February 2022

$$V_{avg} = \frac{(0.8)(0.018)}{0.20}$$

V_{avg} = 0.07 ft/day, or 26 ft/year

August 2022

$$V_{avg} = \frac{(0.8)(0.026)}{0.20}$$

V_{avg} = 0.1 ft/day, or 37 ft/year

Notes:

1. Slug tests performed by Atlantic Coast Consulting, Inc. at AP-3/B'B'/R6 (2014-2017). Geomean of test results used for Kavg
2. Default value recommended by USEPA for silty sand-type soil (USEPA 1989).

Table 5
Summary of Groundwater Monitoring Parameters
2022 Annual Groundwater Monitoring and Corrective Action Report
Georgia Power Company
Plant Yates AP-3, A, B, B' and R6 CCR Landfill

40 CFR 257 Appendix III	40 CFR 257 Appendix IV
Boron	Antimony
Calcium	Arsenic
Chloride	Barium
Fluoride	Beryllium
pH	Cadmium
Sulfate	Chromium
Total Dissolved Solids	Cobalt
	Fluoride
	Lead
	Lithium
	Mercury
	Molybdenum
	Combined Radium - 226/228
	Selenium
	Thallium

Notes:

CFR = Code of Federal Regulations

Table 6a
Groundwater Analytical Data - February, August, and September 2022
2022 Annual Groundwater Monitoring and Corrective Action Report
Plant Yates - A-3, A, B, B' and R6 CCR Landfill

Analyte		YGWC-23S	YGWC-23S	YGWC-24SA	YGWC-36A [1]	YGWC-36A	YGWC-38	YGWC-38	YGWC-41	YGWC-41	YGWC-42	YGWC-42
		2/10/2022	9/1/2022	2/10/2022	2/11/2022	9/1/2022	2/10/2022	9/1/2022	2/8/2022	9/1/2022	2/10/2022	9/1/2022
Appendix III	pH	5.51	5.27	4.66	5.58	5.18	4.85	4.91	5.07	4.43	5.57	5.49
	Boron	1.5	1.5	< 0.0086	0.019 J	0.067	5.4	4.8	4.0	3.6	14.4	13.4
	Calcium	11.8	11.2	2.2	4.6	6.3	68.9	59.4	15.0	12.9	74.4	68.5
	Chloride	1.9	2.0	8.7	6.6	6.2	4.0	4.2	3.5	3.8	3.3	3.3
	Fluoride	< 0.050	0.057 J	< 0.050	< 0.050	< 0.050	< 0.050	< 0.050	< 0.050	< 0.050	< 0.050	0.053 J
	Sulfate	78.7	79.0	< 0.50	16.4	28.2	290	282	109	117	485	502
	Total Dissolved Solids	180	191	78.0	81.0	108	541	499	226	205	882	934
Appendix IV	Antimony	< 0.00078	< 0.00078	< 0.00078	0.0023 J	< 0.00078	< 0.00078	< 0.00078	< 0.00078	< 0.00078	< 0.00078	< 0.00078
	Arsenic	0.0025 J	< 0.0022	0.0024 J	0.0014 J	< 0.0022	0.0017 J	< 0.0022	0.0021 J	< 0.0022	0.0026 J	< 0.0022
	Barium	0.058	0.053	0.026	0.044	0.059	0.016	0.014	0.021	0.019	0.026	0.023
	Beryllium	0.00023 J	0.00019 J	0.00016 J	0.00043 J	0.00053	0.0027	0.0022	0.0016	0.0013	0.000061 J	< 0.000054
	Cadmium	< 0.00011	< 0.00011	< 0.00011	< 0.00011	< 0.00011	0.0011	0.00094	0.00012 J	< 0.00011	< 0.00011	< 0.00011
	Chromium	< 0.0011	< 0.0011	< 0.0011	< 0.0011	< 0.0011	< 0.0011	< 0.0011	< 0.0011	< 0.0011	< 0.0011	< 0.0011
	Cobalt	< 0.00039	< 0.00039	< 0.00039	< 0.00039	< 0.00039	< 0.00039	< 0.00039	< 0.00039	< 0.00039	0.0017 J	0.0015 J
	Lead	< 0.00089	< 0.00089	< 0.00089	< 0.00089	< 0.00089	< 0.00089	< 0.00089	< 0.00089	< 0.00089	< 0.00089	< 0.00089
	Lithium	0.0029 J	0.0025 J	< 0.00073	0.00093 J	0.00089 J	0.0068 J	0.0060 J	0.0023 J	0.0019 J	0.052	0.054
	Mercury	< 0.00013	< 0.00013	< 0.00013	< 0.00013	< 0.00013	< 0.00013	< 0.00013	< 0.00013	< 0.00013	< 0.00013	< 0.00013
	Molybdenum	< 0.00074	< 0.00074	< 0.00074	< 0.00074	< 0.00074	< 0.00074	< 0.00074	< 0.00074	< 0.00074	0.00080 J	0.00079 J
	Combined Radium - 226/228	1.31 U	1.23 U	1.14 U	1.35 U	0.189 U	1.08 U	0.520 U	0.989 U	0.0906 U	1.14 U	0.596 U
	Selenium	0.039	0.036	< 0.0014	< 0.0014	< 0.0014	0.064	0.055	0.031	0.027	0.044	0.035
	Thallium	< 0.00018	< 0.00018	< 0.00018	< 0.00018	< 0.00018	< 0.00018	< 0.00018	< 0.00018	< 0.00018	< 0.00018	< 0.00018

Notes:

[1] YGWC-24SA was abandoned due to Dyer Road construction prior to the August sampling event.

Analytical results are reported in milligrams per liter except for combined radium results, which are reported in picoCuries per liter and pH in standard units.

Appendix III = Consituents for Detection Monitoring - 40 CFR Part 257 Appendix III.

Appendix IV = Consituents for Assessment Monitoring - 40 CFR Part 257 Appendix IV.

< Analyte was not detected above the laboratory method detection limit (MDL).

Laboratory Qualifiers:

J: Estimated concentration above the method detection limit and below the reporting limit.

U: the substance was detected below the Minimum Detection Concentration (MDC) and the precision of the laboratory instruments could not produce a reliable value. Therefore, the value followed by U is qualifited by the laboratory as estimated.

Table 6a
Groundwater Analytical Data - February, August, and September 2022
2022 Annual Groundwater Monitoring and Corrective Action Report
Plant Yates - A-3, A, B, B' and R6 CCR Landfill

Analyte		YGWC-43	YGWC-43	YGWC-49	YGWC-49	PZ-35	PZ-35	PZ-37	PZ-37	PZ-37D	PZ-37D	PZ-51
		2/8/2022	9/1/2022	2/8/2022	8/31/2022	2/10/2022	8/31/2022	2/10/2022	9/1/2022	2/11/2022	9/1/2022	2/10/2022
Appendix III	pH	5.82	5.62	5.79	5.34	5.35	5.28	4.93	4.98	7.84	8.06	4.46
	Boron	2.3	2.6	< 0.0086	0.011 J	0.054	0.052	9.5	9.9	0.44	0.83	6.8
	Calcium	9.9	10.7	12.7	11.6	8.8	11.8	106	99.9	49.0	67.9	54.7
	Chloride	2.1	2.1	4.2	4.3	5.6	5.5	4.2	4.2	12.5	45.6	4.2
	Fluoride	0.066 J	0.091 J	< 0.050	< 0.050	< 0.050	< 0.050	< 0.050	< 0.050	0.17	0.35	0.10
	Sulfate	133	169	73.9	71.0	42.6	67.9	452	490	115	381	306
	Total Dissolved Solids	294	366	164	207	130	173	798	908	382	916	574
Appendix IV	Antimony	< 0.00078	< 0.00078	< 0.00078	< 0.00078	< 0.00078	< 0.00078	< 0.00078	0.00091 J	< 0.00078	< 0.00078	< 0.0078
	Arsenic	0.0022 J	< 0.0022	< 0.0011	< 0.0022	0.0018 J	< 0.0022	0.0017 J	< 0.0022	< 0.0011	< 0.0022	0.0013 J
	Barium	0.029	0.029	0.070	0.058	0.074	0.10	0.029	0.023	0.013	0.033	0.017
	Beryllium	0.00037 J	0.00033 J	0.00015 J	0.00017 J	0.00055	0.00061	0.0010	0.0011	< 0.000054	< 0.000054	0.0033
	Cadmium	< 0.00011	< 0.00011	< 0.00011	< 0.00011	< 0.00011	0.00011 J	0.00093	0.00090	< 0.00011	< 0.00011	0.0019
	Chromium	< 0.0011	< 0.0011	0.0021 J	0.0020 J	< 0.0011	< 0.0011	< 0.0011	< 0.0011	< 0.0011	< 0.0011	< 0.0011
	Cobalt	0.00045 J	0.00050 J	< 0.00039	< 0.00039	< 0.00039	< 0.00039	0.0036 J	0.0025 J	< 0.00039	< 0.00039	0.033
	Lead	< 0.00089	< 0.00089	< 0.00089	< 0.00089	< 0.00089	< 0.00089	< 0.00089	< 0.00089	< 0.00089	< 0.00089	< 0.0089
	Lithium	0.016 J	0.014 J	0.0036 J	0.0031 J	0.0021 J	0.0025 J	0.017 J	0.016 J	0.0087 J	0.0044 J	0.0060 J
	Mercury	< 0.00013	< 0.00013	< 0.00013	< 0.00013	< 0.00013	< 0.00013	< 0.00013	0.00019 J	< 0.00013	< 0.00013	< 0.00013
	Molybdenum	0.0020 J	0.0014 J	< 0.00074	< 0.00074	< 0.00074	< 0.00074	< 0.00074	< 0.00074	0.0037 J	0.0059 J	< 0.00074
	Combined Radium - 226/228	3.11	4.16	1.10 U	0.823 U	2.19 U	0.326 U	1.46 U	0.463 U	1.11 U	2.54	1.67 U
	Selenium	< 0.0014	< 0.0014	0.0075	0.0062	0.0030 J	0.0033 J	0.20	0.17	< 0.0014	< 0.0014	0.029
	Thallium	< 0.00018	< 0.00018	< 0.00018	< 0.00018	< 0.00018	< 0.00018	< 0.00018	< 0.00018	< 0.00018	< 0.00018	< 0.00018

Notes:

[1] YGWC-24SA was abandoned due to Dyer Road construction prior to the August sampling event.

Analytical results are reported in milligrams per liter except for combined radium results, which are reported in picoCuries per liter and pH in standard units.

Appendix III = Consituents for Detection Monitoring - 40 CFR Part 257 Appendix III.

Appendix IV = Consituents for Assessment Monitoring - 40 CFR Part 257 Appendix IV.

< Analyte was not detected above the laboratory method detection limit (MDL).

Laboratory Qualifiers:

J: Estimated concentration above the method detection limit and below the reporting limit.

U: the substance was detected below the Minimum Detection Concentration (MDC) and the precision of the laboratory instruments could not produce a reliable value. Therefore, the value followed by U is qualifited by the laboratory as estimated.

Table 6a
Groundwater Analytical Data - February, August, and September 2022
2022 Annual Groundwater Monitoring and Corrective Action Report
Plant Yates - A-3, A, B, B' and R6 CCR Landfill

Analyte		PZ-51	PZ-52D	PZ-52D	YAMW-1	YAMW-1	YAMW-2	YAMW-2	YAMW-3	YAMW-3	YAMW-4	YAMW-4
		9/1/2022	2/11/2022	9/1/2022	2/10/2022	8/31/2022	2/10/2022	9/1/2022	2/10/2022	9/1/2022	2/10/2022	9/1/2022
Appendix III	pH	4.74	6.40	6.20	5.80	5.64	5.64	4.98	5.93	5.93	6.10	5.87
	Boron	7.2	0.84	1.2	0.36	0.58	0.022 J	0.046	7.7	7.1	3.0	3.2
	Calcium	52.5	27.3	22.8	21.5	27.0	1.3	1.4	29.4	34.4	11.6	11.1
	Chloride	4.0	6.7	3.7	5.3	5.3	2.5	2.4	3.2	10.2	1.4	1.4
	Fluoride	0.13	0.10	0.11	< 0.050	< 0.050	< 0.050	0.063 J	< 0.050	0.091 J	< 0.050	0.078 J
	Sulfate	346	209	280	120	173	7.1	6.6	305	324	160	179
	Total Dissolved Solids	622	456	544	281	336	48.0	52.0	606	632	346	358
Appendix IV	Antimony	< 0.00078	< 0.00078	< 0.00078	< 0.00078	0.0016 J	< 0.00078	< 0.00078	< 0.00078	< 0.00078	< 0.00078	< 0.00078
	Arsenic	< 0.0022	0.0014 J	< 0.0022	0.0023 J	< 0.0022	< 0.0011	< 0.0022	0.0038 J	< 0.0022	0.0026 J	< 0.0022
	Barium	0.013	0.032	0.015	0.084	0.085	0.0074	0.0092	0.038	0.024	0.0033 J	0.0030 J
	Beryllium	0.0031	0.000059 J	< 0.000054	0.00016 J	0.00011 J	0.000074 J	0.000057 J	0.000078 J	0.00011 J	< 0.000054	< 0.000054
	Cadmium	0.0017	< 0.00011	< 0.00011	0.00018 J	0.00015 J	< 0.00011	0.00015 J	< 0.00011	< 0.00011	< 0.00011	< 0.00011
	Chromium	< 0.0011	0.0011 J	< 0.0011	0.0013 J	< 0.0011	< 0.0011	< 0.0011	0.0011 J	< 0.0011	< 0.0011	< 0.0011
	Cobalt	0.018	0.0011 J	0.0016 J	0.011	0.0041 J	0.00052 J	0.0068	0.16	0.058	0.00044 J	0.00048 J
	Lead	< 0.00089	0.0031	< 0.00089	< 0.00089	< 0.00089	< 0.00089	< 0.00089	< 0.00089	< 0.00089	< 0.00089	< 0.00089
	Lithium	0.0051 J	0.015 J	0.023 J	0.014 J	0.021 J	< 0.00073	< 0.00073	0.054	0.041	0.036	0.032
	Mercury	< 0.00013	< 0.00013	< 0.00013	< 0.00013	< 0.00013	< 0.00013	< 0.00013	< 0.00013	0.00016 J	< 0.00013	< 0.00013
	Molybdenum	< 0.00074	0.011	0.0084 J	0.00089 J	< 0.00074	< 0.00074	< 0.00074	0.0036 J	0.0057 J	0.0076 J	0.0074 J
	Combined Radium - 226/228	0.389 U	1.52	0.225 U	1.82 U	0.313 U	1.36 U	0.959 U	1.31 U	0.975 U	1.45 U	0.381 U
	Selenium	0.026	0.0025 J	0.0041 J	0.0034 J	0.0041 J	< 0.0014	< 0.0014	< 0.0014	< 0.0014	0.019	0.023
	Thallium	< 0.00018	< 0.00018	< 0.00018	< 0.00018	< 0.00018	< 0.00018	< 0.00018	< 0.00018	< 0.00018	< 0.00018	< 0.00018

Notes:

[1] YGWC-24SA was abandoned due to Dyer Road construction prior to the August sampling event.

Analytical results are reported in milligrams per liter except for combined radium results, which are reported in picoCuries per liter and pH in standard units.

Appendix III = Consituents for Detection Monitoring - 40 CFR Part 257 Appendix III.

Appendix IV = Consituents for Assessment Monitoring - 40 CFR Part 257 Appendix IV.

< Analyte was not detected above the laboratory method detection limit (MDL).

Laboratory Qualifiers:

J: Estimated concentration above the method detection limit and below the reporting limit.

U: the substance was detected below the Minimum Detection Concentration (MDC) and the precision of the laboratory instruments could not produce a reliable value. Therefore, the value followed by U is qualifited by the laboratory as estimated.

Table 6a
Groundwater Analytical Data - February, August, and September 2022
2022 Annual Groundwater Monitoring and Corrective Action Report
Plant Yates - A-3, A, B, B' and R6 CCR Landfill

Analyte		YAMW-5	YAMW-5
		2/10/2022	9/1/2022
Appendix III	pH	5.22	5.32
	Boron	4.9	6.1
	Calcium	40.8	43.7
	Chloride	3.9	3.6
	Fluoride	< 0.050	0.055 J
	Sulfate	276	354
	Total Dissolved Solids	499	662
Appendix IV	Antimony	< 0.00078	< 0.00078
	Arsenic	0.0024 J	< 0.0022
	Barium	0.034	0.034
	Beryllium	0.00013 J	0.00011 J
	Cadmium	0.00022 J	0.00023 J
	Chromium	0.0016 J	< 0.0011
	Cobalt	< 0.00039	< 0.00039
	Lead	< 0.00089	< 0.00089
	Lithium	0.015 J	0.013 J
	Mercury	< 0.00013	< 0.00013
	Molybdenum	< 0.00074	< 0.00074
	Combined Radium - 226/228	1.34 U	0.811 U
	Selenium	0.057	0.048
	Thallium	< 0.00018	< 0.00018

Notes:

[1] YGWC-24SA was abandoned due to Dyer Road construction prior to the August sampling event.

Analytical results are reported in milligrams per liter except for combined radium results, which are reported in picoCuries per liter and pH in standard units.

Appendix III = Consituents for Detection Monitoring - 40 CFR Part 257 Appendix III.

Appendix IV = Consituents for Assessment Monitoring - 40 CFR Part 257 Appendix IV.

< Analyte was not detected above the laboratory method detection limit (MDL).

Laboratory Qualifiers:

J: Estimated concentration above the method detection limit and below the reporting limit.

U: the substance was detected below the Minimum Detection Concentration (MDC) and the precision of the laboratory instruments could not produce a reliable value. Therefore, the value followed by U is qualifited by the laboratory as estimated.

Table 6b
Upgradient Groundwater Analytical Data - February, August, and September 2022
2022 Annual Groundwater Monitoring and Corrective Action Report
Georgia Power Company
Plant Yates - A-3, A, B, B' and R6 CCR Landfill

Analyte		Units	GWA-2	GWA-2	YGWA-1D	YGWA-1D	YGWA-1I	YGWA-1I	YGWA-2I	YGWA-2I	YGWA-3I	YGWA-3I	YGWA-3D
			2/8/2022	8/30/2022	2/9/2022	8/30/2022	2/9/2022	8/31/2022	2/9/2022	8/30/2022	2/9/2022	8/31/2022	2/9/2022
Appendix III	pH	SU	5.83	5.39	7.12	7.2	6.24	5.64	5.89	7.04	7.66	7.49	7.97
	Boron	mg/l	< 0.040	< 0.0086	< 0.040	< 0.0086	< 0.040	< 0.043 D3	< 0.040	< 0.0086	< 0.040	< 0.0086	0.010 J
	Calcium	mg/l	25.6	23.5	14.9	14.9	2.1	1.9	23.4	25.4	23.7	23.5	30.3
	Chloride	mg/l	5.7	6.3	1.0	1.3	1.3	1.5	1.0 J	1.2	1.1	1.3	1.1
	Fluoride	mg/l	0.064 J	0.086 J	0.057	0.093 J	< 0.10	0.065 J	0.094 J	0.12	0.097 J	0.13	0.43
	Sulfate	mg/l	107	101	9.3	10.2	5.1	4.8	18.0	20.1	16.0	13.9	7.2
	Total Dissolved Solids	mg/l	283	244	105	105	57.0	57.0	156	153	145	137	154
Appendix IV	Antimony	mg/l	< 0.0030	< 0.00078	< 0.0030	< 0.00078	< 0.0030	< 0.00078	< 0.0030	< 0.00078	< 0.0030	< 0.00078	0.0018 J
	Arsenic	mg/l	0.0033 J	0.0024 J	0.0031 J	< 0.0022	0.0033 J	< 0.0022	0.0037 J	0.0027 J	0.0018 J	< 0.0022	0.0020 J
	Barium	mg/l	0.037	0.031	0.0067	0.0066	0.0088	0.0074	0.0029 J	0.0030 J	0.0031 J	0.0030 J	0.0051
	Beryllium	mg/l	< 0.00050	< 0.000054	< 0.00050	< 0.000054	< 0.00050	< 0.00027 D3	< 0.00050	< 0.000054	< 0.00050	< 0.000054	< 0.00050
	Cadmium	mg/l	< 0.00050	< 0.00011	< 0.00050	< 0.00011	< 0.00050	< 0.00011	< 0.00050	< 0.00011	< 0.00050	< 0.00011	< 0.00050
	Chromium	mg/l	< 0.0050	< 0.0011	< 0.0050	0.0011 J	< 0.0050	< 0.0011	< 0.0050	< 0.0011	< 0.0050	< 0.0011	< 0.0050
	Cobalt	mg/l	0.072	0.075	0.00072 J	< 0.00039	0.0023 J	0.00085 J	< 0.0050	< 0.00039	< 0.0050	< 0.00039	< 0.0050
	Lead	mg/l	< 0.0010	< 0.00089	< 0.0010	< 0.00089	< 0.0010	< 0.00089	< 0.0010	< 0.00089	< 0.0010	< 0.00089	< 0.0010
	Lithium	mg/l	0.0031 J	0.0025 J	0.013 J	0.013 J	0.0027 J	< 0.0036	0.0060 J	0.0044 J	0.021 J	0.022 J	0.026 J
	Mercury	mg/l	< 0.00020	< 0.00013	< 0.00020	< 0.00013	< 0.00020	< 0.00013	< 0.00020	< 0.00013	< 0.00020	< 0.00013	< 0.00020
	Molybdenum	mg/l	< 0.010	< 0.00074	0.0093 J	0.0094 J	0.0055 J	0.0055 J	0.0057 J	0.0068 J	0.0087 J	0.0068 J	0.013
	Combined Radium - 226/228	pCi/l	0.462 U	1.52	1.19	0.827	0.422 U	0.490 U	0.894 U	0.699 U	1.91	1.33	3.28
	Selenium	mg/l	< 0.0050	< 0.0014	< 0.0050	< 0.0014	< 0.0050	< 0.0014	< 0.0050	< 0.0014	< 0.0050	< 0.0014	< 0.0050
	Thallium	mg/l	< 0.0010	< 0.00018	< 0.0010	< 0.00018	< 0.0010	< 0.00018	< 0.0010	< 0.00018	< 0.0010	< 0.00018	< 0.0010

Notes:

Analytical results are reported in milligrams per liter except for combined radium results, which are reported in picoCuries per liter and pH in standard units.

Appendix III = Consituents for Detection Monitoring - 40 CFR Part 257 Appendix III.

Appendix IV = Consituents for Assessment Monitoring - 40 CFR Part 257 Appendix IV.

< Analyte was not detected above the laboratory method detection limit (MDL).

Laboratory Qualifiers:

J: Estimated concentration above the method detection limit and below the reporting limit.

U: the substance was detected below the Minimum Detection Concentration (MDC) and the precision of the laboratory instruments could not produce a reliable value. Therefore, the value followed by U is qualifited by the laboratory as estimated.

Table 6b
Upgradient Groundwater Analytical Data - February, August, and September 2022
2022 Annual Groundwater Monitoring and Corrective Action Report
Georgia Power Company
Plant Yates - A-3, A, B, B' and R6 CCR Landfill

Analyte		Units	YGWA-3D	YGWA-4I	YGWA-4I	YGWA-5D	YGWA-5D	YGWA-5I	YGWA-5I	YGWA-5I	YGWA-14S	YGWA-14S	YGWA-14S
			8/31/2022	2/11/2022	8/31/2022	2/10/2022	8/30/2022	2/10/2022	2/10/2022	8/30/2022	2/10/2022	2/10/2022	8/31/2022
Appendix III	pH	SU	7.65	5.95	5.50	6.99	7.40	5.14	--	5.00	--	4.50	5.15
	Boron	mg/l	< 0.0086	< 0.040	< 0.0086	0.011 J	0.0098 J	< 0.040	< 0.040	< 0.0086	0.018 J	0.020 J	0.015 J
	Calcium	mg/l	28.7	7.5	8.9	24.8	24.8	2.5	2.6	2.5	1.2	1.3	1.3
	Chloride	mg/l	1.3	4.1	4.4	3.2	3.5	4.4	4.4	4.4	4.7	4.7	4.6
	Fluoride	mg/l	0.42	< 0.10	0.061 J	0.055 J	0.085 J	< 0.10	< 0.10	< 0.050	< 0.10	< 0.10	0.053 J
	Sulfate	mg/l	6.9	7.7	8.0	4.9	5.7	2.4	2.4	2.4	6.1	6.2	5.8
	Total Dissolved Solids	mg/l	141	102	92.0	127	148	77.0	77.1	86.0	77.2	56.0	51.0
Appendix IV	Antimony	mg/l	< 0.00078	< 0.0030	< 0.00078	< 0.0030	< 0.00078	< 0.0030	< 0.0030	< 0.00078	< 0.0030	< 0.0030	< 0.00078
	Arsenic	mg/l	0.0028 J	0.0014 J	< 0.0022	0.0040 J	0.0031 J	0.0016 J	0.0017 J	< 0.0022	0.0015 J	0.0016 J	< 0.0022
	Barium	mg/l	0.0048 J	0.013	0.013	0.0084	0.0079	0.020	0.020	0.017	0.0084	0.0088	0.0075
	Beryllium	mg/l	< 0.000054	< 0.00050	< 0.000054	< 0.00050	< 0.000054	< 0.00050	< 0.00050	< 0.000054	0.00022 J	0.00025 J	0.00020 J
	Cadmium	mg/l	< 0.00011	< 0.00050	< 0.00011	< 0.00050	< 0.00011	< 0.00050	< 0.00050	< 0.00011	< 0.00050	< 0.00050	< 0.00011
	Chromium	mg/l	< 0.0011	< 0.0050	< 0.0011	< 0.0050	< 0.0011	< 0.0050	< 0.0050	< 0.0011	< 0.0050	< 0.0050	< 0.0011
	Cobalt	mg/l	< 0.00039	< 0.0050	< 0.00039	< 0.0050	< 0.00039	< 0.0050	< 0.0050	< 0.00039	< 0.0050	< 0.0050	< 0.00039
	Lead	mg/l	< 0.00089	< 0.0010	< 0.00089	< 0.0010	< 0.00089	< 0.0010	< 0.0010	< 0.00089	< 0.0010	< 0.0010	< 0.00089
	Lithium	mg/l	0.021 J	0.012 J	0.013 J	0.0076 J	0.0068 J	0.0036 J	0.0037 J	0.0035 J	< 0.030	< 0.030	< 0.00073
	Mercury	mg/l	< 0.00013	< 0.00020	< 0.00013	< 0.00020	< 0.00013	< 0.00020	< 0.00020	< 0.00013	< 0.00020	< 0.00020	< 0.00013
	Molybdenum	mg/l	0.011	< 0.010	< 0.00074	0.00096 J	0.00089 J	< 0.010	< 0.010	< 0.00074	< 0.010	< 0.010	< 0.00074
	Combined Radium - 226/228	pCi/l	2.12	0.996	0.962	3.33	5.34	0.375 U	0.183 U	0.720 U	0 U	0 U	0.421 U
	Selenium	mg/l	< 0.0014	< 0.0050	< 0.0014	< 0.0050	< 0.0014	< 0.0050	< 0.0050	< 0.0014	< 0.0050	0.0014 J	< 0.0014
	Thallium	mg/l	< 0.00018	< 0.0010	< 0.00018	< 0.0010	< 0.00018	< 0.0010	< 0.0011	< 0.00018	< 0.0012	< 0.0010	< 0.00018

Notes:

Analytical results are reported in milligrams per liter except for combined radium results, which are reported in picoCuries per liter and pH in standard units.

Appendix III = Consituents for Detection Monitoring - 40 CFR Part 257 Appendix III.

Appendix IV = Consituents for Assessment Monitoring - 40 CFR Part 257 Appendix IV.

< Analyte was not detected above the laboratory method detection limit (MDL).

Laboratory Qualifiers:

J: Estimated concentration above the method detection limit and below the reporting limit.

U: the substance was detected below the Minimum Detection Concentration (MDC) and the precision of the laboratory instruments could not produce a reliable value. Therefore, the value followed by U is qualifited by the laboratory as estimated.

Table 6b
Upgradient Groundwater Analytical Data - February, August, and September 2022
2022 Annual Groundwater Monitoring and Corrective Action Report
Georgia Power Company
Plant Yates - A-3, A, B, B' and R6 CCR Landfill

Analyte		Units	YGWA-17S 2/9/2022	YGWA-17S 8/30/2022	YGWA-18I 2/9/2022	YGWA-18I 8/30/2022	YGWA-18S 2/9/2022	YGWA-18S 8/30/2022	YGWA-20S 2/9/2022	YGWA-20S 8/31/2022	YGWA-21I 2/9/2022	YGWA-21I 8/30/2022	YGWA-30I 2/11/2022
Appendix III	pH	SU	5.53	4.68	5.98	5.82	5.28	5.18	5.91	5.38	6.84	6.58	5.59
	Boron	mg/l	0.0098 J	0.013 J	< 0.040	< 0.0086	< 0.040	0.014 J	< 0.040	< 0.043 D3	< 0.040	0.012 J	< 0.040
	Calcium	mg/l	2.8	3.0	5.1	5.7	0.87 J	0.77 J	2.3	2.4	9.8	7.3	1.5
	Chloride	mg/l	10.9	12.0	7.5	7.9	7.0	7.0	2.8	2.9	1.7	2.4	2.1
	Fluoride	mg/l	< 0.10	< 0.050	< 0.10	< 0.050	< 0.10	< 0.050	< 0.10	< 0.050	0.10	0.10	< 0.10
	Sulfate	mg/l	4.8	4.7	0.51 J	0.78 J	1.1	1.3	< 1.0	< 0.50	3.9	3.2	2.8
	Total Dissolved Solids	mg/l	81.0	81.0	103	100	60.0	52.0	72.0	62.0	131	122	66.0
Appendix IV	Antimony	mg/l	< 0.0030	< 0.00078	< 0.0030	< 0.00078	< 0.0030	< 0.00078	< 0.0030	< 0.00078	< 0.0030	0.0046	< 0.0030
	Arsenic	mg/l	0.0024 J	< 0.0022	0.0022 J	< 0.0022	0.0024 J	< 0.0022	0.0021 J	< 0.0022	0.0036 J	0.0022 J	0.0014 J
	Barium	mg/l	0.017	0.017	0.021	0.017	0.014	0.012	0.014	0.011	0.011	0.0085	0.0077
	Beryllium	mg/l	0.00011 J	0.00010 J	< 0.00050	< 0.000054	0.000089 J	0.000082 J	0.000077 J	< 0.00027 D3	< 0.00050	< 0.000054	< 0.00050
	Cadmium	mg/l	< 0.00050	< 0.00011	< 0.00050	< 0.00011	< 0.00050	< 0.00011	< 0.00050	< 0.00011	< 0.00050	< 0.00011	< 0.00050
	Chromium	mg/l	< 0.0050	< 0.0011	< 0.0050	< 0.0011	0.0014 J	0.0015 J	< 0.0050	< 0.0011	< 0.0050	< 0.0011	< 0.0050
	Cobalt	mg/l	< 0.0050	< 0.00039	< 0.0050	< 0.00039	< 0.0050	< 0.00039	< 0.0050	< 0.00039	0.0078	0.0066	0.0038 J
	Lead	mg/l	< 0.0010	< 0.00089	< 0.0010	< 0.00089	< 0.0010	< 0.00089	< 0.0010	< 0.00089	< 0.0010	< 0.00089	< 0.0010
	Lithium	mg/l	< 0.030	< 0.00073	0.0032 J	0.0036 J	0.0015 J	0.0014 J	0.00082 J	< 0.00073	0.0061 J	0.0079 J	0.0014 J
	Mercury	mg/l	< 0.00020	< 0.00013	< 0.00020	< 0.00013	< 0.00020	< 0.00013	< 0.00020	< 0.00013	< 0.00020	< 0.00013	< 0.00020
	Molybdenum	mg/l	< 0.010	< 0.00074	< 0.010	< 0.00074	< 0.010	< 0.00074	< 0.010	< 0.00074	< 0.010	< 0.00074	< 0.010
	Combined Radium - 226/228	pCi/l	0.133 U	1.08	0.571 U	1.01	0.0618 U	0.611 U	0.504 U	0.184 U	1.94	1.27	0.268 U
	Selenium	mg/l	< 0.0050	< 0.0014	< 0.0050	< 0.0014	< 0.0050	< 0.0014	< 0.0050	< 0.0014	< 0.0050	< 0.0014	< 0.0050
	Thallium	mg/l	< 0.0010	< 0.00018	< 0.0010	< 0.00018	< 0.0010	< 0.00018	< 0.0010	< 0.00018	< 0.0010	< 0.00018	< 0.0010

Notes:

Analytical results are reported in milligrams per liter except for combined radium results, which are reported in picoCuries per liter and pH in standard units.

Appendix III = Consituents for Detection Monitoring - 40 CFR Part 257 Appendix III.

Appendix IV = Consituents for Assessment Monitoring - 40 CFR Part 257 Appendix IV.

< Analyte was not detected above the laboratory method detection limit (MDL).

Laboratory Qualifiers:

J: Estimated concentration above the method detection limit and below the reporting limit.

U: the substance was detected below the Minimum Detection Concentration (MDC) and the precision of the laboratory instruments could not produce a reliable value. Therefore, the value followed by U is qualifited by the laboratory as estimated.

Table 6b
Upgradient Groundwater Analytical Data - February, August, and September 2022
2022 Annual Groundwater Monitoring and Corrective Action Report
Georgia Power Company
Plant Yates - A-3, A, B, B' and R6 CCR Landfill

Analyte		Units	YGWA-30I	YGWA-39	YGWA-39	YGWA-40	YGWA-40	YGWA-47	YGWA-47
			8/31/2022	2/8/2022	8/31/2022	2/8/2022	8/31/2022	2/8/2022	8/31/2022
Appendix III	pH	SU	5.87	5.78	5.30	5.26	4.53	5.40	5.32
	Boron	mg/l	< 0.0086	0.13	0.14	0.074	0.062	0.015 J	0.0091 J
	Calcium	mg/l	1.3	15.2	16.3	6.0	6.2	9.4	9.6
	Chloride	mg/l	1.8	7.4	6.7	6.2	6.3	3.2	3.5
	Fluoride	mg/l	0.060 J	0.052 J	0.065 J	< 0.10	0.050 J	< 0.10	0.065 J
	Sulfate	mg/l	1.1	14.6	10.9	17.9	17.9	50.9	48.0
	Total Dissolved Solids	mg/l	33.0 D6	248	248	93.0	92.0	151	116
Appendix IV	Antimony	mg/l	< 0.00078	< 0.0030	< 0.00078	< 0.0030	< 0.00078	< 0.0030	< 0.00078
	Arsenic	mg/l	< 0.0022	0.0034 J	0.0029 J	0.0030 J	< 0.0022	0.0027 J	< 0.0022
	Barium	mg/l	0.0068	0.041	0.035	0.039	0.035	0.030	0.029
	Beryllium	mg/l	< 0.000054	< 0.00050	< 0.000054	0.00028 J	0.00025 J	0.000056 J	< 0.000054
	Cadmium	mg/l	< 0.00011	0.00063	0.00044 J	< 0.00050	< 0.00011	< 0.00050	< 0.00011
	Chromium	mg/l	< 0.0011	< 0.0050	< 0.0011	< 0.0050	< 0.0011	< 0.0050	< 0.0011
	Cobalt	mg/l	0.0040 J	0.0012 J	0.00085 J	< 0.0050	< 0.00039	0.0013 J	0.00096 J
	Lead	mg/l	< 0.00089	< 0.0010	< 0.00089	< 0.0010	< 0.00089	< 0.0010	< 0.00089
	Lithium	mg/l	0.0012 J	0.0080 J	0.0065 J	0.00076 J	< 0.00073	0.0039 J	0.0037 J
	Mercury	mg/l	< 0.00013	< 0.00020	< 0.00013	0.00013 J	0.00064	< 0.00020	< 0.00013
	Molybdenum	mg/l	< 0.00074	0.0035 J	0.0036 J	< 0.010	< 0.00074	< 0.010	< 0.00074
	Combined Radium - 226/228	pCi/l	0.506 U	0.834	0.937	0.534 U	0.513 U	0.400 U	0.714 U
	Selenium	mg/l	< 0.0014	< 0.0050	< 0.0014	0.0014 J	< 0.0014	< 0.0050	< 0.0014
	Thallium	mg/l	< 0.00018	< 0.0010	< 0.00018	< 0.0010	< 0.00018	< 0.0010	< 0.00018

Notes:

Analytical results are reported in milligrams per liter except for combined radium results, which are reported in picoCuries per liter and pH in standard units.

Appendix III = Consituents for Detection Monitoring - 40 CFR Part 257 Appendix III.

Appendix IV = Consituents for Assessment Monitoring - 40 CFR Part 257 Appendix IV.

< Analyte was not detected above the laboratory method detection limit (MDL).

Laboratory Qualifiers:

J: Estimated concentration above the method detection limit and below the reporting limit.

U: the substance was detected below the Minimum Detection Concentration (MDC) and the precision of the laboratory instruments could not produce a reliable value. Therefore, the value followed by U is qualifited by the laboratory as estimated.

Table 7
Background Levels and Groundwater Protection Standards
2022 Annual Groundwater Monitoring and Corrective Action Report
Plant Yates - AP-3, A, B, B' and R6 CCR Landfill

Constituent	Units	Background	GWPS
February 2022 (AP-3, A, B, B', R6 Landfill)			
Antimony	mg/L	0.0047	0.006
Arsenic	mg/L	0.005	0.010
Barium	mg/L	0.071	2.0
Beryllium	mg/L	0.0005	0.004
Cadmium	mg/L	0.00063	0.005
Chromium	mg/L	0.0093	0.100
Cobalt	mg/L	0.035	0.035 [3]
Fluoride	mg/L	0.680	4.0
Lead	mg/L	0.0013	0.015
Lithium	mg/L	0.030	0.040
Mercury	mg/L	0.0002	0.002
Molybdenum	mg/L	0.014	0.100
Selenium	mg/L	0.005	0.050
Thallium	mg/L	0.001	0.002
Combined Radium - 226/228	pCi/L	6.92	6.92 [3]
August/September 2022 (AP-3, A, B, B', R6 Landfill)			
Antimony	mg/L	0.0047	0.006
Arsenic	mg/L	0.005	0.010
Barium	mg/L	0.071	2.0
Beryllium	mg/L	0.0005	0.004
Cadmium	mg/L	0.00063	0.005
Chromium	mg/L	0.0093	0.100
Cobalt	mg/L	0.035	0.035 [3]
Fluoride	mg/L	0.680	4.0
Lead	mg/L	0.0013	0.015
Lithium	mg/L	0.030	0.040
Mercury	mg/L	0.00064	0.002
Molybdenum	mg/L	0.014	0.100
Selenium	mg/L	0.005	0.050
Thallium	mg/L	0.001	0.002
Combined Radium - 226/228	pCi/L	6.92	6.92 [3]

Notes:

1. Site background: Tolerance limits calculated from pooled upgradient well data.

2. GWPS = Groundwater Protection Standard per 40 CFR §257.95(h). On February 22, 2022, the GA EPD updated the Rules for Solid Waste Management 391-3-4-.10(6) to incorporate updated Federal GWPS for cobalt, lead, molydenum, and lithium.

3. Background concentration is higher than the federally promulgated value (0.006 mg/L for Cobalt). Background is higher than radium MCL (5 mg/L). Therefore, background is the GWPS.

Acronyms and Abbreviations:

mg/L = millgrams per liter

pCi/L = picocuries per liter

Figures

84°55'30"W 84°55'20"W 84°55'10"W 84°55'0"W 84°54'50"W 84°54'40"W 84°54'30"W 84°54'20"W 84°54'10"W 84°54'0"W 84°53'50"W 84°53'40"W 84°53'30"W 84°53'20"W 84°53'10"W 84°53'0"W 84°52'50"W 84°52'40"W 84°52'30"W

33°28'40"N
33°28'30"N
33°28'20"N
33°28'10"N
33°28'0"N
33°27'50"N
33°27'40"N
33°27'30"N
33°27'20"N
33°27'10"N
33°27'0"N
33°26'50"N
33°26'40"N

FORMER ASH POND A
ASH POND B
ASH POND B'
R6 ASH DISPOSAL AREA
ASH POND 3
ASH MANAGEMENT AREA

84°55'30"W 84°55'20"W 84°55'10"W 84°55'0"W 84°54'50"W 84°54'40"W 84°54'30"W 84°54'20"W 84°54'10"W 84°54'0"W 84°53'50"W 84°53'40"W 84°53'30"W 84°53'20"W 84°53'10"W 84°53'0"W 84°52'50"W 84°52'40"W 84°52'30"W 84°52'20"W

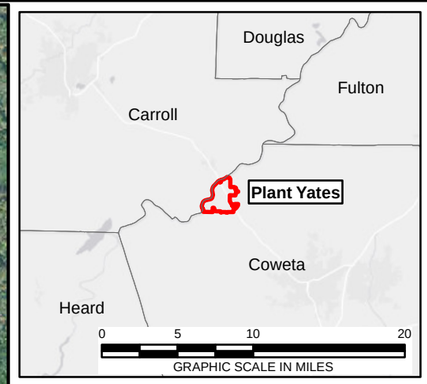

LEGEND

- APPROXIMATE PROPERTY BOUNDARY
- PERMITTED UNIT BOUNDARY

NOTE:
AERIAL IMAGE SOURCES: AUGUST 30, 2022 IMAGERY FLOWN AND PROCESSED BY SAM LLC; NATIONAL AGRICULTURE IMAGERY PROGRAM (NAIP) 2021 IMAGERY.

0 650 1,300 2,600
GRAPHIC SCALE IN FEET

COORDINATE SYSTEM: NAD 1983 STATEPLANE GEORGIA WEST FIPS 1002 FEET

Georgia Power

PLANT YATES AP-3, A, B, B', AND R6 CCR LANDFILL
NEWNAN, GA
2022 ANNUAL GROUNDWATER MONITORING AND CORRECTIVE ACTION REPORT

SITE LOCATION MAP

ARCADIS

FIGURE
1

84°54'50"W 84°54'40"W 84°54'30"W 84°54'20"W 84°54'10"W 84°54'0"W 84°53'50"W 84°53'40"W 84°53'30"W 84°53'20"W 84°53'10"W 84°53'0"W 84°52'50"W

33°28'10"N
33°28'0"N
33°27'50"N
33°27'40"N
33°27'30"N
33°27'20"N
33°27'10"N
33°27'0"N
33°26'50"N

YGWA-47
YGWC-52
PZ-09S
PZ-09I
YGWC-44
YGWC-45
FORMER ASH POND 1
GWC-2R
GWC-4R
GWC-1R
GWC-6R
GWC-3R
GWC-5R
GWA-2
FORMER GYPSUM STACK LANDFILL
PZ-53
YGWC-46A
PZ-10I
PZ-10S
YGWA-6I
PZ-06D
YGWA-6S
PZ-48
YGWC-26I
YGWC-26S
AP-2 WEST
YGWC-27S
YGWC-27I
ASH POND 2
YGWC-28S
YGWC-28I
YGWC-29I
FORMER ASH POND A
YGWC-49
PZ-25I
PZ-25S
YGWC-24SB
PZ-24IB
YGWC-36A
YAMW-1
PZ-35
YGWA-30I
AP-2 AMAX COVE
PZ-31S
YGWC-50
ASH POND B
AMA - PERIMETER ROAD
ASH POND B'
PZ-13S
PZ-13I
YGWA-14S
PZ-14I
PZ-51
YGWC-43
YGWA-17S
R6 ASH DISPOSAL AREA
YGWA-18S
YGWA-18I
YGWA-1I
YGWA-1D
PZ-01S
YAMW-2
YAMW-3
YGWC-42
YAMW-4
ASH POND 3
EAST COVE
YGWA-3I
YGWA-3D
PZ-03S
YGWC-41
PZ-37D
PZ-37
PZ-53D
YGWC-23S
PZ-52D
YAMW-5
YGWA-2I
YGWC-38
ASH MANAGEMENT AREA
YGWA-40
YGWA-39
YGWA-21I
YGWA-20S
SOUTH COVE
PZ-04S
YGWA-5I
YGWA-4I
YGWA-5D
PZ-05S

LEGEND

- SAPROLITE DETECTION MONITORING WELL LOCATION
- TRANSITION DETECTION MONITORING WELL LOCATION
- BEDROCK DETECTION MONITORING WELL LOCATION
- SAPROLITE ASSESSMENT WELL/PIEZOMETER
- TRANSITION ASSESSMENT WELL/PIEZOMETER
- BEDROCK ASSESSMENT WELL/PIEZOMETER
- ABANDONED DETECTION MONITORING WELL LOCATION
- PERMITTED UNIT BOUNDARY
- AREA WHERE ASH HAS BEEN CERTIFIED REMOVED AS OF 1/31/2023

NOTE:
AERIAL IMAGE SOURCES: AUGUST 30, 2022 IMAGERY FLOWN AND PROCESSED BY SAM LLC; NATIONAL AGRICULTURE IMAGERY PROGRAM (NAIP) 2021 IMAGERY.

0 450 900 1,800
GRAPHIC SCALE IN FEET

COORDINATE SYSTEM: NAD 1983 STATEPLANE GEORGIA WEST FIPS 1002 FEET

Georgia Power
PLANT YATES AP-3, A, B, B', AND R6 CCR LANDFILL
NEWNAN, GA
2022 ANNUAL GROUNDWATER MONITORING AND CORRECTIVE ACTION REPORT

PLANT YATES CCR REMOVAL AREAS

ARCADIS

FIGURE
2

84°54'20"W 84°54'10"W 84°54'0"W 84°53'50"W 84°53'40"W 84°53'30"W 84°53'20"W 84°53'10"W 84°53'0"W 84°52'50"W 84°52'40"W

33°27'50"N
33°27'40"N
33°27'30"N
33°27'20"N
33°27'10"N
33°27'0"N
33°26'50"N

PZ-06D
YGWA-6S
YGWA-6I
PZ-48
YGWC-49
FORMER ASH POND A
YGWC-24SB
PZ-24IB
YGWC-24SA
PZ-24IA
ASH POND 2
YAMW-1
PZ-35
YGWC-36A
ASH POND B
YGWC-50
ASH POND B'
YGWA-17S
PZ-51
YGWC-43
R6 ASH DISPOSAL AREA
YGWA-18S
YGWA-18I
YAMW-2
YAMW-3
YGWC-42
ASH POND 3
PZ-37
PZ-37D
PZ-52D
PZ-53D
YGWC-23S
YAMW-4
YGWC-41
YAMW-5
YGWC-38
ASH MANAGEMENT AREA
YGWA-40
YGWA-39
YGWA-21I
YGWA-20S
YGWA-4I
PZ-04S
PZ-05S
YGWA-5D
YGWA-5I

LEGEND

- PERMITTED UNIT BOUNDARY
- SAPROLITE DETECTION MONITORING WELL LOCATION
- TRANSITION DETECTION MONITORING WELL LOCATION
- BEDROCK DETECTION MONITORING WELL LOCATION
- SAPROLITE ASSESSMENT WELL/PIEZOMETER
- TRANSITION ASSESSMENT WELL/PIEZOMETER
- BEDROCK ASSESSMENT WELL/PIEZOMETER
- ABANDONED ASSESSMENT WELL/PIEZOMETER
- ABANDONED DETECTION MONITORING WELL LOCATION

NOTE:
AERIAL IMAGE SOURCES: AUGUST 30, 2022 IMAGERY FLOWN AND PROCESSED BY SAM LLC; NATIONAL AGRICULTURE IMAGERY PROGRAM (NAIP) 2021 IMAGERY.

0 350 700 1,400
GRAPHIC SCALE IN FEET

COORDINATE SYSTEM: NAD 1983 STATEPLANE GEORGIA WEST FIPS 1002 FEET

Georgia Power
PLANT YATES AP-3, A, B, B', AND R6 CCR LANDFILL
NEWNAN, GA
2022 ANNUAL GROUNDWATER MONITORING AND CORRECTIVE ACTION REPORT

WELL LOCATION MAP

ARCADIS

FIGURE
3

84°54'50"W 84°54'40"W 84°54'30"W 84°54'20"W 84°54'10"W 84°54'0"W 84°53'50"W 84°53'40"W 84°53'30"W 84°53'20"W 84°53'10"W 84°53'0"W 84°52'50"W 84°52'40"W

33°28'0"N
33°27'50"N
33°27'40"N
33°27'30"N
33°27'20"N
33°27'10"N
33°27'0"N
33°26'50"N
33°26'40"N

YGWA-47 723.39
YGWC-52 718.38
PZ-09I 695.70
PZ-09S 695.90
YGWC-44 708.89
GWC-4R 742.39
GWC-2R 741.83
GWC-1R 752.03
GWC-6R 754.90
GWC-3R 748.05
GWC-5R 754.53
GWA-2 769.23
Former Gypsum Stack Landfill
YGWC-45 697.43
FORMER ASH POND 1
PZ-53 695.85
YGWC-46A 695.85
PZ-10I 688.40*
PZ-10S 694.09
YGWA-6S 763.56
PZ-06D 760.04
YGWA-6I 763.51
YGWC-26S 690.92
YGWC-26I 689.21
PZ-48 779.55
YGWC-27I 686.49
YGWC-27S 686.76
YGWC-49 750.62
YGWC-28I 688.48
YGWC-28S 690.07
PZ-24IA 736.13
YGWC-29I 689.47
PZ-25I 720.36
YGWC-24SA 737.28
FORMER ASH POND A
PZ-25S 723.53
PZ-35 733.57
YAMW-1 733.55
ASH POND 2
YGWA-30I 718.60
YGWC-36A 732.11
ASH POND B
PZ-31S 712.47
PZ-13S 771.42
PZ-13I 767.57
PZ-14I 729.48
YGWA-14S 730.18
PZ-51 734.58
YGWC-43 723.42
ASH POND B'
YGWA-17S 771.31
YGWA-18S 770.76
YGWA-18I 767.52
R6 ASH DISPOSAL AREA
YAMW-3 759.74
PZ-01S 804.00
YGWA-1I 798.70
YGWA-1D 788.31
YGWC-42 768.97
YAMW-2 759.84
YAMW-4 773.70
PZ-52D 756.90
PZ-37 749.40
PZ-37D 756.90
PZ-53D 757.11
ASH POND 3
YGWA-3I 744.20
PZ-03S 759.92
YGWA-3D 766.50
YGWC-41 775.50
YGWC-23S 748.63
YGWA-2I 821.33
YGWC-38 769.29
YAMW-5 775.24
YGWA-40 793.02
YGWA-39 800.57
ASH MANAGEMENT AREA
YGWA-21I 753.52
YGWA-20S 756.12
YGWA-4I 761.92
PZ-04S 760.45
PZ-05S 766.71
YGWA-5I 766.58
YGWA-5D 764.99

LEGEND

- SAPROLITE DETECTION MONITORING WELL LOCATION
- TRANSITION DETECTION MONITORING WELL LOCATION
- BEDROCK DETECTION MONITORING WELL LOCATION
- SAPROLITE ASSESSMENT WELL/PIEZOMETER
- TRANSITION ASSESSMENT WELL/PIEZOMETER
- BEDROCK ASSESSMENT WELL/PIEZOMETER
- PERMITTED UNIT BOUNDARY
- APPROXIMATE POTENTIOMETRIC CONTOUR (FEET) DASHED WHERE INFERRED
- GROUNDWATER FLOW DIRECTION
- **757.11** GROUNDWATER ELEVATION (FEET)

NOTES:

1. SHALLOW GROUNDWATER ELEVATIONS ARE DERIVED FROM SOIL COMPRISED OF SAPROLITE, RANGING FROM 15 - 60 FEET BELOW GROUND SURFACE.

2. BEDROCK WELLS YGWA-40, YGWA-39, YGWC-38, YGWC-41, YGWC-42 USED FOR CONTOURING. ALL OTHER BEDROCK WELLS NOT USED TO CREATE CONTOURS.

3. SAPROLITE WELL GROUNDWATER ELEVATIONS WERE USED FOR CONTOURING FOR SAPROLITE/TRANSITION ZONE/BEDROCK WELL CLUSTER LOCATIONS.

4. AERIAL IMAGE SOURCES: AUGUST 30, 2022 IMAGERY FLOWN AND PROCESSED BY SAM LLC; NATIONAL AGRICULTURE IMAGERY PROGRAM (NAIP) 2021 IMAGERY.

5. ELEVATION IS PRESENTED IN U.S. SURVEY FEET (NAVD 1988).

6. GROUNDWATER ELEVATIONS COLLECTED ON FEBRUARY 7, 2022.

0 450 900 1,800
GRAPHIC SCALE IN FEET

COORDINATE SYSTEM: NAD 1983 STATEPLANE GEORGIA WEST FIPS 1002 FEET

Georgia Power

PLANT YATES AP-3, A, B, B', AND R6 CCR LANDFILL
NEWNAN, GA

2022 ANNUAL GROUNDWATER MONITORING AND CORRECTIVE ACTION REPORT

SITEWIDE GROUNDWATER ELEVATION MAP FEBRUARY 2022

ARCADIS

FIGURE **4**

84°54'50"W 84°54'40"W 84°54'30"W 84°54'20"W 84°54'10"W 84°54'0"W 84°53'50"W 84°53'40"W 84°53'30"W 84°53'20"W 84°53'10"W 84°53'0"W 84°52'50"W 84°52'40"W

33°28'0"N
33°27'50"N
33°27'40"N
33°27'30"N
33°27'20"N
33°27'10"N
33°27'0"N
33°26'50"N
33°26'40"N

YGWA-47 730.06
YGWC-52 718.62
PZ-09I 694.56
PZ-09S 694.73
YGWC-44 708.58
YGWC-45 697.08
FORMER ASH POND 1
PZ-53 694.54
YGWC-46A 694.56
PZ-10I 686.95
PZ-10S 693.06
GWC-4R 741.23
GWC-2R 741.23
GWC-3R 747.20
Former Gypsum Stack Landfill
GWC-1R 750.29
GWC-6R 754.30
GWC-5R 753.43
GWA-2 769.39
YGWA-6S 761.95
PZ-06D 758.88
YGWA-6I 761.97
PZ-48 778.02
YGWC-49 750.08
FORMER ASH POND A
YGWC-26S 688.64
YGWC-26I 688.13
YGWC-27I
YGWC-27S 685.77
YGWC-28I 687.67
YGWC-28S 688.55
YGWC-29I 687.38
PZ-25I 716.21
PZ-25S 720.12
PZ-35 731.51
YAMW-1 731.77
YGWC-36A 729.32
ASH POND 2
ASH POND B
YGWA-30I 718.75
PZ-31S 708.28
PZ-13S 771.38
PZ-13I 766.43
YGWA-14S 728.58
PZ-14I 728.02
PZ-51 734.88
YGWC-43 721.06
ASH POND B'
YGWA-17S 769.60
YGWA-18S 768.99
YGWA-18I 764.99
R6 ASH DISPOSAL AREA
YAMW-3 759.02
PZ-01S 804.64
YGWA-1I 799.39
YGWA-1D 787.88
YAMW-2 757.15
YGWC-42 768.72
YAMW-4 773.26
YGWC-41 775.28
YGWA-3I 743.16
PZ-03S 760.92
YGWA-3D 766.35
PZ-52D 756.68
PZ-53D 757.36
PZ-37 749.40 749.08 757.30
YGWC-23S 748.16
YAMW-5 774.15
YGWC-38 769.69
ASH POND 3
YGWA-2I 821.76
YGWA-40 792.09
YGWA-39 800.47
ASH MANAGEMENT AREA
YGWA-21I 751.97
YGWA-20S 755.48
YGWA-4I 760.15
PZ-04S 758.71
PZ-05S 764.00
YGWA-5I 763.91
YGWA-5D 762.66

700 710 720 730 740 750 760 770 780 790 800 810 820

LEGEND

- SAPROLITE DETECTION MONITORING WELL LOCATION
- TRANSITION DETECTION MONITORING WELL LOCATION
- BEDROCK DETECTION MONITORING WELL LOCATION
- SAPROLITE ASSESSMENT WELL/PIEZOMETER
- TRANSITION ASSESSMENT WELL/PIEZOMETER
- BEDROCK ASSESSMENT WELL/PIEZOMETER
- PERMITTED UNIT BOUNDARY
- APPROXIMATE POTENTIOMETRIC CONTOUR (FEET) DASHED WHERE INFERRED
- GROUNDWATER FLOW DIRECTION
- **757.11** GROUNDWATER ELEVATION (FEET)

NOTES:

1. SHALLOW GROUNDWATER ELEVATIONS ARE DERIVED FROM SOIL COMPRISED OF SAPROLITE, RANGING FROM 15 - 60 FEET BELOW GROUND SURFACE.

2. BEDROCK WELLS YGWA-40, YGWA-39, YGWC-38, YGWC-41, YGWC-42 USED FOR CONTOURING. ALL OTHER BEDROCK WELLS NOT USED TO CREATE CONTOURS.

3. SAPROLITE WELL GROUNDWATER ELEVATIONS WERE USED FOR CONTOURING FOR SAPROLITE/TRANSITION ZONE/BEDROCK WELL CLUSTER LOCATIONS.

4. AERIAL IMAGE SOURCES: AUGUST 30, 2022 IMAGERY FLOWN AND PROCESSED BY SAM LLC; NATIONAL AGRICULTURE IMAGERY PROGRAM (NAIP) 2021 IMAGERY.

5. ELEVATION IS PRESENTED IN U.S. SURVEY FEET (NAVD 1988).

6. GROUNDWATER ELEVATIONS COLLECTED ON AUGUST 29, 2022.

0 450 900 1,800
GRAPHIC SCALE IN FEET

COORDINATE SYSTEM: NAD 1983 STATEPLANE GEORGIA WEST FIPS 1002 FEET

Georgia Power

PLANT YATES AP-3, A, B, B', AND R6 CCR LANDFILL
NEWNAN, GA

2022 ANNUAL GROUNDWATER MONITORING AND CORRECTIVE ACTION REPORT

SITEWIDE GROUNDWATER ELEVATION MAP AUGUST 2022

ARCADIS

FIGURE **5**

84°54'20"W 84°54'10"W 84°54'0"W 84°53'50"W 84°53'40"W 84°53'30"W 84°53'20"W 84°53'10"W 84°53'0"W 84°52'50"W 84°52'40"W

33°27'50"N
33°27'40"N
33°27'30"N
33°27'20"N
33°27'10"N
33°27'0"N
33°26'50"N

740 750 760 770 730 720 710 710 720 730 740 750 760 770 780 790 800 800 790 780

PZ-06D 760.04
YGWA-6S 763.56
YGWA-6I 763.51
PZ-48 779.55
YGWC-49 750.62
FORMER ASH POND A
PZ-24IA 736.13
YGWC-24SA 737.28
ASH POND 2
PZ-35 733.57
YAMW-1 733.55
YGWC-36A 732.11
ASH POND B
ASH POND B'
PZ-51 734.58
YGWC-43 723.42
R6 ASH DISPOSAL AREA
YGWA-17S 771.31
YGWA-18S 770.76
YGWA-18I 767.52
YAMW-2 759.84
YAMW-3 759.74
YGWC-42 768.97
YAMW-4 773.70
YGWC-41 775.50
PZ-52D 756.90
PZ-53D 757.11
PZ-37 749.40
PZ-37D 756.90
YGWC-23S 748.63
ASH POND 3
YAMW-5 775.24
YGWC-38 769.29
YGWA-40 793.02
YGWA-39 800.57
ASH MANAGEMENT AREA
YGWA-21I 753.52
YGWA-20S 756.12
YGWA-4I 761.92
PZ-04S 760.45
PZ-05S 766.71
YGWA-5I 766.58
YGWA-5D 764.99

LEGEND

- SAPROLITE DETECTION MONITORING WELL LOCATION
- TRANSITION DETECTION MONITORING WELL LOCATION
- BEDROCK DETECTION MONITORING WELL LOCATION
- SAPROLITE ASSESSMENT WELL/PIEZOMETER
- TRANSITION ASSESSMENT WELL/PIEZOMETER
- BEDROCK ASSESSMENT WELL/PIEZOMETER
- PERMITTED UNIT BOUNDARY
- APPROXIMATE POTENTIOMETRIC CONTOUR (FEET) DASHED WHERE INFERRED
- GROUNDWATER FLOW DIRECTION
- **757.11** GROUNDWATER ELEVATION (FEET)

NOTES:

1. SHALLOW GROUNDWATER ELEVATIONS ARE DERIVED FROM SOIL COMPRISED OF SAPROLITE, RANGING FROM 15 - 60 FEET BELOW GROUND SURFACE.

2. BEDROCK WELLS YGWA-40, YGWA-39, YGWC-38, YGWC-41, YGWC-42 USED FOR CONTOURING. ALL OTHER BEDROCK WELLS NOT USED TO CREATE CONTOURS.

3. SAPROLITE WELL GROUNDWATER ELEVATIONS WERE USED FOR CONTOURING FOR SAPROLITE/TRANSITION ZONE/BEDROCK WELL CLUSTER LOCATIONS.

4. AERIAL IMAGE SOURCES: AUGUST 30, 2022 IMAGERY FLOWN AND PROCESSED BY SAM LLC; NATIONAL AGRICULTURE IMAGERY PROGRAM (NAIP) 2021 IMAGERY.

5. ELEVATION IS PRESENTED IN U.S. SURVEY FEET (NAVD 1988).

6. GROUNDWATER ELEVATIONS COLLECTED ON FEBRUARY 7, 2022.

0 350 700 1,400
GRAPHIC SCALE IN FEET

COORDINATE SYSTEM: NAD 1983 STATEPLANE GEORGIA WEST FIPS 1002 FEET

Georgia Power

PLANT YATES AP-3, A, B, B', AND R6 CCR LANDFILL
NEWNAN, GA

2022 ANNUAL GROUNDWATER MONITORING AND CORRECTIVE ACTION REPORT

GROUNDWATER ELEVATION MAP FEBRUARY 2022

ARCADIS

FIGURE **6**

84°54'20"W 84°54'10"W 84°54'0"W 84°53'50"W 84°53'40"W 84°53'30"W 84°53'20"W 84°53'10"W 84°53'0"W 84°52'50"W 84°52'40"W

33°27'50"N
33°27'40"N
33°27'30"N
33°27'20"N
33°27'10"N
33°27'0"N
33°26'50"N

PZ-06D 758.88
YGWA-6S 761.95
YGWA-6I 761.97
PZ-48 778.02
YGWC-49 750.08
FORMER ASH POND A
ASH POND 2
PZ-35 731.51
YAMW-1 731.77
YGWC-36A 729.32
ASH POND B
ASH POND B'
PZ-51 734.88
YGWC-43 721.06
R6 ASH DISPOSAL AREA
YAMW-2 757.15
YAMW-3 759.02
YGWC-42 768.72
YAMW-4 773.26
YGWC-41 775.28
PZ-52D 756.68
PZ-53D 757.36
PZ-37 749.08
PZ-37D 757.30
YGWC-23S 748.16
YAMW-5 774.15
YGWC-38 769.69
ASH POND 3
ASH MANAGEMENT AREA
YGWA-40 792.09
YGWA-39 800.47
YGWA-17S 769.60
YGWA-18S 768.99
YGWA-18I 764.99
YGWA-21I 751.97
YGWA-20S 755.48
YGWA-4I 760.15
PZ-04S 758.71
PZ-05S 764.00
YGWA-5I 763.91
YGWA-5D 762.66

740 750 760 730 720 710 710 720 730 740 750 760 770 780 790 800 800 790 780 770 750 760

LEGEND

- SAPROLITE DETECTION MONITORING WELL LOCATION
- TRANSITION DETECTION MONITORING WELL LOCATION
- BEDROCK DETECTION MONITORING WELL LOCATION
- SAPROLITE ASSESSMENT WELL/PIEZOMETER
- TRANSITION ASSESSMENT WELL/PIEZOMETER
- BEDROCK ASSESSMENT WELL/PIEZOMETER
- PERMITTED UNIT BOUNDARY
- APPROXIMATE POTENTIOMETRIC CONTOUR (FEET) DASHED WHERE INFERRED
- GROUNDWATER FLOW DIRECTION
- **757.11** GROUNDWATER ELEVATION (FEET)

NOTES:

1. SHALLOW GROUNDWATER ELEVATIONS ARE DERIVED FROM SOIL COMPRISED OF SAPROLITE, RANGING FROM 15 - 60 FEET BELOW GROUND SURFACE.

2. BEDROCK WELLS YGWA-40, YGWA-39, YGWC-38, YGWC-41, YGWC-42 USED FOR CONTOURING. ALL OTHER BEDROCK WELLS NOT USED TO CREATE CONTOURS.

3. SAPROLITE WELL GROUNDWATER ELEVATIONS WERE USED FOR CONTOURING FOR SAPROLITE/TRANSITION ZONE/BEDROCK WELL CLUSTER LOCATIONS.

4. AERIAL IMAGE SOURCES: AUGUST 30, 2022 IMAGERY FLOWN AND PROCESSED BY SAM LLC; NATIONAL AGRICULTURE IMAGERY PROGRAM (NAIP) 2021 IMAGERY.

5. ELEVATION IS PRESENTED IN U.S. SURVEY FEET (NAVD 1988).

6. GROUNDWATER ELEVATIONS COLLECTED ON AUGUST 29, 2022.

0 350 700 1,400
GRAPHIC SCALE IN FEET

COORDINATE SYSTEM: NAD 1983 STATEPLANE GEORGIA WEST FIPS 1002 FEET

Georgia Power

PLANT YATES AP-3, A, B, B', AND R6 CCR LANDFILL
NEWNAN, GA

2022 ANNUAL GROUNDWATER MONITORING AND CORRECTIVE ACTION REPORT

GROUNDWATER ELEVATION MAP AUGUST 2022

ARCADIS

FIGURE **7**

84°54'20"W 84°54'10"W 84°54'0"W 84°53'50"W 84°53'40"W 84°53'30"W 84°53'20"W 84°53'10"W 84°53'0"W 84°52'50"W 84°52'40"W

33°27'50"N
33°27'40"N
33°27'30"N
33°27'20"N
33°27'10"N
33°27'0"N
33°26'50"N

740 750 760 770 730 720 710 720 730 740 750 760 770 780 790 800 780 790 800

YGWA-6I YGWA-6S
PZ-06D
PZ-48
YGWC-49 0.0075
FORMER ASH POND A
PZ-24IA <0.0014
YAMW-1 0.0034 J
PZ-35 0.0030 J
YGWC-36A <0.0014
ASH POND B
ASH POND B'
PZ-51 0.029
YGWC-43 <0.0014
R6 ASH DISPOSAL AREA
YAMW-3 <0.0014
YAMW-2 <0.0014
YGWC-42 0.044
YAMW-4 0.019
YGWC-41 0.031
PZ-37D <0.0014
PZ-37 0.20
PZ-52D 0.0025 J
PZ-53D
YGWC-23S 0.039
YAMW-5 0.057
YGWC-38 0.064
0.05
INSET AREA
ASH MANAGEMENT AREA
YGWA-40 0.0014 J
YGWA-39 <0.0014
YGWA-17S <0.0014
YGWA-18S <0.0014
YGWA-18I <0.0014
ASH POND 3
YGWA-21I <0.0014
YGWA-20S <0.0014
PZ-04S <0.0014
YGWA-4I <0.0014
PZ-05S
YGWA-5I <0.0014
YGWA-5D <0.0014

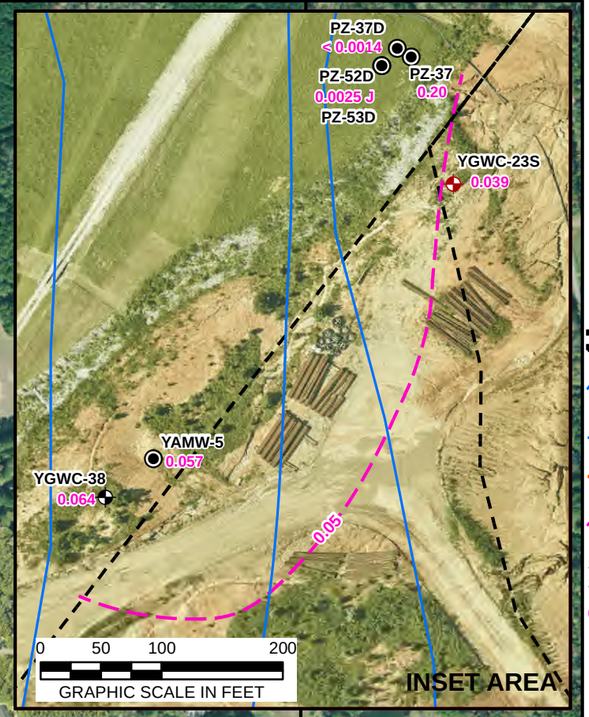

LEGEND

- SAPROLITE DETECTION MONITORING WELL LOCATION
- TRANSITION DETECTION MONITORING WELL LOCATION
- BEDROCK DETECTION MONITORING WELL LOCATION
- SAPROLITE ASSESSMENT WELL/PIEZOMETER
- TRANSITION ASSESSMENT WELL/PIEZOMETER
- BEDROCK ASSESSMENT WELL/PIEZOMETER
- PERMITTED UNIT BOUNDARY
- APPROXIMATE POTENTIOMETRIC CONTOUR (FEET) DASHED WHERE INFERRED
- GROUNDWATER FLOW DIRECTION
- ENGINEERING MEASURE, SUBSURFACE DRAIN
- SELENIUM ISOCONTOUR LINE (DASHED WHERE INFERRED)

SELENIUM GROUNDWATER PROTECTION STANDARD VALUE = 0.050 mg/L

0.046 SELENIUM CONCENTRATION VALUES (mg/L)

NOTES:
1. RESULTS ARE PROVIDED IN MILLIGRAMS PER LITER (mg/L)
2. J = ESTIMATED VALUE
3. SAMPLES WERE COLLECTED ON FEBRUARY 8 – 11, 2022.
4. APPROXIMATE POTENTIOMETRIC CONTOURS DATED FEBRUARY 7, 2022.
5. AERIAL IMAGE SOURCES: AUGUST 30, 2022 IMAGERY FLOWN AND PROCESSED BY SAM LLC; NATIONAL AGRICULTURE IMAGERY PROGRAM (NAIP) 2021 IMAGERY.

0 350 700 1,400
GRAPHIC SCALE IN FEET

COORDINATE SYSTEM: NAD 1983 STATEPLANE GEORGIA WEST FIPS 1002 FEET

Georgia Power

PLANT YATES AP-3, A, B, B', AND R6 CCR LANDFILL
NEWNAN, GA

2022 ANNUAL GROUNDWATER MONITORING AND CORRECTIVE ACTION REPORT

SELENIUM ISOCONCENTRATION MAP, FEBRUARY 2022

ARCADIS

FIGURE
8

LEGEND

- SAPROLITE DETECTION MONITORING WELL LOCATION
- TRANSITION DETECTION MONITORING WELL LOCATION
- BEDROCK DETECTION MONITORING WELL LOCATION
- SAPROLITE ASSESSMENT WELL/PIEZOMETER
- TRANSITION ASSESSMENT WELL/PIEZOMETER
- BEDROCK ASSESSMENT WELL/PIEZOMETER
- PERMITTED UNIT BOUNDARY
- APPROXIMATE POTENTIOMETRIC CONTOUR (FEET) DASHED WHERE INFERRED
- GROUNDWATER FLOW DIRECTION
- ENGINEERING MEASURE, SUBSURFACE DRAIN
- SELENIUM ISOCONTOUR LINE (DASHED WHERE INFERRED)

SELENIUM GROUNDWATER PROTECTION STANDARD VALUE = 0.050 mg/L

0.046 SELENIUM CONCENTRATION VALUES (mg/L)

NOTES:

1. RESULTS ARE PROVIDED IN MILLIGRAMS PER LITER (mg/L)
2. J = ESTIMATED VALUE
3. SAMPLES WERE COLLECTED ON AUGUST 30 – SEPTEMBER 1, 2022.
4. APPROXIMATE POTENTIOMETRIC CONTOURS DATED AUGUST 29, 2022.
5. AERIAL IMAGE SOURCES: AUGUST 30, 2022 IMAGERY FLOWN AND PROCESSED BY SAM LLC; NATIONAL AGRICULTURE IMAGERY PROGRAM (NAIP) 2021 IMAGERY.

COORDINATE SYSTEM: NAD 1983 STATEPLANE GEORGIA WEST FIPS 1002 FEET

Georgia Power

PLANT YATES AP-3, A, B, B', AND R6 CCR LANDFILL
NEWNAN, GA

2022 ANNUAL GROUNDWATER MONITORING AND CORRECTIVE ACTION REPORT

SELENIUM ISOCONCENTRATION MAP, AUGUST AND SEPTEMBER 2022

ARCADIS

FIGURE
9

Appendix A

Field Sampling and Well Inspection Forms

AMA-R6 February 2022

February 2022 Daily Calibration Log

Project Plant Yates

Field Staff: Mark Chest / Kim Lapsynski / Jessica Ware / Khalil Carson

Instrument Calibration

Date: 02/8/2022 Initial

Parameter	Units	Standard	SmarTROLL SN 464818 (Mark Chest)	SmarTROLL SN 514308 (Jessica Ware & Kim Lapszynski)	YSI 556 U82097X (Kim Lapszynski)	SmarTROLL SN 613192 (Khalil Carson)
DO	% saturation	100	100	100	NA*	100
Conductivity	us/cm	1409	8000	1409	NA*	8000
pH	S.U.	4.00	4.00	4.00	NA*	4.00
pH	S.U.	7.00	7.08	7.06	NA*	7.00
pH	S.U.	10.00	10.01	9.99	NA*	10.00
ORP	mV	220.0	252.1	220.0	NA*	232.0

HACH/Geotech Standard	Units	HACH	HACH U89261X	Geotech V94550X (Kim Lapszynski)	HACH
20	NTU	20.2	9.7	NA*	20.1
100	NTU	102	20	NA*	99.6
800	NTU	801	101	NA*	803
10 / <0.10	NTU	10.3	804	NA*	10.1

Date: 2/8/2022 Time: Midday

Parameter	Units	Standard	SmarTROLL SN 464818 (Mark Chest)	SmarTROLL SN 514308 (Jessica Ware)	YSI 556 U82097X (Kim Lapszynski)	SmarTROLL SN 613192 (Khalil Carson)
DO	% saturation	100	100	NA*	100	100
Conductivity	us/cm	1409	1413	NA*	1409	8000
pH	S.U.	4.00	4.00	NA*	4.00	4.00
pH	S.U.	7.00	7.06	NA*	7.00	7.00
pH	S.U.	10.00	10.08	NA*	10.00	10.00
ORP	mV	220.0	237.8	NA*	220.0	232.0

HACH/Geotech Standard	Units	HACH	HACH U89261X	Geotech V94550X (Kim Lapszynski)	HACH
20	NTU	--	19.7	**	--
100	NTU	--	100	**	--
800	NTU	--	794	**	--
10 / <0.10	NTU	10.2	9.88	**	10.1

Notes:

DO - Dissolved Oxygen; us/cm - microsiemens/centimeter; ORP - oxidation-reduction potential; mV - millivolts; NTU - Nephelometric Turbidity Units; NC - Not calibrated

Quick Cal solution standard is dependant on temperature and will fluctuate

NA = Not Applicable

-- calibration not conducted

* Equipment not available or broken

** Mid-day Calibration was conducted but data not recorded

February 2022 Daily Calibration Log

Project Plant Yates

Field Staff: Mark Chest / Kim Lapsynski / Jessica Ware / Khalil Carson

Instrument Calibration

Date: 02/9/2022 Initial

Parameter	Units	Standard	SmarTROLL SN 464818 (Mark Chest)	SmarTROLL SN 514308 (Kim Lapszynski)	YSI 556 U82097X (Jessica Ware)	SmarTROLL SN 613192 (Khalil Carson)
DO	% saturation	100	100	100	100.3	100
Conductivity	us/cm	1409	1413	1409	1407	1409
pH	S.U.	4.00	4.01	4..00	3.97	4.00
pH	S.U.	7.00	7.12	7.06	7.00	7.02
pH	S.U.	10.00	10.16	10.00	9.99	10.08
ORP	mV	220.0	256.8	220.0	220.0	220.0

HACH/Geotech Standard	Units	HACH (Mark Chest)	Geotech V94550X (Kim Lapszynski)	HACH U89261X (Jessica Ware)	HACH (Khalil Carson)
20	NTU	19.9	20.0	20.2	19.9
100	NTU	99.6	100.0	101	99.8
800	NTU	791	800.0	800	797
10 / <0.10	NTU	10.0	< 0.10	9.25	9.18

Date: 2/8/2022 Time: Midday

Parameter	Units	Standard	SmarTROLL SN 464818 (Mark Chest)	SmarTROLL SN 514308 (Kim Lapszynski)	YSI 556 U82097X (Jessica Ware)	SmarTROLL SN 613192 (Khalil Carson)
DO	% saturation	100	100	100	99.9	NA*
Conductivity	us/cm	1409	1413	1409	1411	NA*
pH	S.U.	4.00	--	4.00	4.02	NA*
pH	S.U.	7.00	7.00	7.02	7.01	NA*
pH	S.U.	10.00	--	10.08	9.92	NA*
ORP	mV	220.0	231	220.0	220.0	NA*

HACH/Geotech Standard	Units	HACH (Mark Chest)	Geotech V94550X (Kim Lapszynski)	HACH U89261X (Jessica Ware)	HACH (Khalil Carson)
20	NTU	--	**	19.7	NA*
100	NTU	--	**	100	NA*
800	NTU	--	**	799	NA*
10 / <0.10	NTU	10.2	**	9.87	NA*

Notes:

DO - Dissolved Oxygen; us/cm - microsiemens/centimeter; ORP - oxidation-reduction potential; mV - millivolts; NTU - Nephelometric Turbidity Units; NC - Not calibrated

Quick Cal solution standard is dependant on temperature and will fluctuate

NA = Not Applicable

-- calibration not conducted

* Unable to Calibration due to long purge time at midday

** Mid-day Calibration was conducted but data not recorded

February 2022 Daily Calibration Log

Project Plant Yates

Field Staff: Kim Lapsynski / Jessica Ware / Khalil Carson

Instrument Calibration

Date: 02/11/2022 Initial

Parameter	Units	Standard	SmarTROLL SN 464818 (Kim Lapszynski)	SmarTROLL SN 514308 (Jessica Ware)	SmarTROLL SN 613192 (Khalil Carson)
DO	% saturation	100	100	100	100
Conductivity	us/cm	1409	1409	1409	1409
pH	S.U.	4.00	4.00	4.00	4.00
pH	S.U.	7.00	7.06	7.02	7.02
pH	S.U.	10.00	10.16	10.12	10.05
ORP	mV	220.0	220.0	220.0	220.0

HACH/Geotech Standard	Units	Geotech V100820X (Kim Lapszynski)	HACH U89261X (Jessica Ware)	HACH (Khalil Carson)
20	NTU	20.0	20.0	19.8
100	NTU	100.0	104	99.6
800	NTU	800.0	793	788
10 / <0.10	NTU	< 0.10	9.47	10.2

Date: 2/8/2022 Time: Midday

Parameter	Units	Standard	SmarTROLL SN 464818 (Kim Lapszynski)	SmarTROLL SN 514308 (Jessica Ware)	SmarTROLL SN 613192 (Khalil Carson)
DO	% saturation	100	NA*	100	NA*
Conductivity	us/cm	1409	NA*	1409	NA*
pH	S.U.	4.00	NA*	4.00	NA*
pH	S.U.	7.00	NA*	7.02	NA*
pH	S.U.	10.00	NA*	10.04	NA*
ORP	mV	220.0	NA*	220.0	NA*

HACH/Geotech Standard	Units	Geotech (Kim Lapszynski)	HACH U89261X (Jessica Ware)	HACH (Khalil Carson)
20	NTU	NA*	**	NA*
100	NTU	NA*	**	NA*
800	NTU	NA*	**	NA*
10 / <0.10	NTU	NA*	**	NA*

Notes:

DO - Dissolved Oxygen; us/cm - microsiemens/centimeter; ORP - oxidation-reduction potential; mV - millivolts; NTU - Nephelometric Turbidity Units; NC - Not calibrated

Quick Cal solution standard is dependant on temperature and will fluctuate

-- calibration not conducted

* Half day

** Mid-day Calibration was conducted but data not recorded

February 2022 Daily Calibration Log

Project Plant Yates

Field Staff: Mark Chest / Kim Lapsynski / Jessica Ware / Khalil Carson

Instrument Calibration

Date: 02/10/2022 Initial

Parameter	Units	Standard	SmarTROLL SN 464818 (Mark Chest)	SmarTROLL SN 514308 (Kim Lapszynski)	SmarTROLL SN 514308 (Jessica Ware)	SmarTROLL SN 613192 (Khalil Carson)
DO	% saturation	100	100	100	100	100
Conductivity	us/cm	1409	1413	1409	1409	1409
pH	S.U.	4.00	4.00	4.00	4.00	4.00
pH	S.U.	7.00	7.06	7.06	7.06	7.02
pH	S.U.	10.00	10.12	10.12	10.08	10.08
ORP	mV	220.0	246.1	252.8	220.0	220.0

HACH/Geotech Standard	Units	HACH (Mark Chest)	Geotech V94550X (Kim Lapszynski)	HACH U89261X (Jessica Ware)	HACH (Khalil Carson)
20	NTU	19.9	20.0	19.8	20.7
100	NTU	101	100.0	101	104
800	NTU	797	800.0	799	827
10 / <0.10	NTU	10.1	< 0.10	9.35	10

Date: 2/8/2022 Time: Midday

Parameter	Units	Standard	SmarTROLL SN 464818 (Mark Chest)	YSI 556 100686 (Kim Lapszynski)	SmarTROLL SN 514308 (Jessica Ware)	SmarTROLL SN 613192 (Khalil Carson)
DO	% saturation	100	100	100	100	100
Conductivity	us/cm	1409	1413	1406	1409	1409
pH	S.U.	4.00	--	7.00	4.00	4.00
pH	S.U.	7.00	7.00	4.00	7.02	7.02
pH	S.U.	10.00	--	9.99	10.04	10.08
ORP	mV	220.0	230	220	220.0	220.0

HACH/Geotech Standard	Units	HACH (Mark Chest)	Geotech (Kim Lapszynski)	HACH U89261X (Jessica Ware)	HACH (Khalil Carson)
20	NTU	--	**	19.9	**
100	NTU	--	**	102	**
800	NTU	--	**	788	**
10 / <0.10	NTU	9.96	**	9.57	9.94

Notes:

DO - Dissolved Oxygen; us/cm - microsiemens/centimeter; ORP - oxidation-reduction potential; mV - millivolts; NTU - Nephelometric Turbidity Units; NC - Not calibrated

Quick Cal solution standard is dependant on temperature and will fluctuate

NA = Not Applicable

-- Calibration not conducted

** Mid-day Calibration was conducted but data not recorded

Groundwater Gauging Log

Client:	Georgia Power
Project Location:	AMA AP-3, A, B and B'
Date:	2/7/2022
Sampler:	Jessica Ware
Equipment:	water probe

Well	Date	Time	Depth to Water (ft)	Well Depth (ft)	Comments
YGWA-4I	2/7/2022	11:16:00	22.29	48.81	--
PZ-04S	2/7/2022	11:25:00	23.80	33.33	--
PZ-05S	2/7/2022	11:29:00	17.93	41.94	--
YGWA-5I	2/7/2022	11:32:00	17.96	58.94	--
YGWA-5D	2/7/2022	11:34:00	19.54	129.13	--
YGWA-20S	2/7/2022	11:44:00	11.00	29.52	--
YGWA-21I	2/7/2022	11:53:00	30.18	79.90	1154 transducer removed to gauge well
YGWA-17S	2/7/2022	12:25:00	11.74	39.85	--
YGWA-18I	2/7/2022	12:35:00	23.05	79.97	--
YGWA-18S	2/7/2022	12:39:00	19.81	39.97	--
YGWA-6I	2/7/2022	12:51:00	19.22	69.03	--
YGWA-6S	2/7/2022	12:54:00	18.91	39.87	--
PZ-06D	2/7/2022	12:56:00	21.98	134.02	--
PZ-48	2/7/2022	13:01:00	20.28	58.73	Surrounded by thorns
YGWC-49	2/7/2022	13:07:00	32.11	78.53	--
PZ-24IA	2/7/2022	13:14:00	28.20	89.85	--
YGWC-24SA	2/7/2022	13:17:00	27.72	57.00	--
YAMW-1	2/7/2022	13:23:00	10.28	69.93	Transducer moved at 1325
PZ-35	2/7/2022	13:27:00	10.24	50.01	Transducer moved
PZ-37D	2/7/2022	14:23:00	4.22	202.44	--
YGWC-23S	2/7/2022	14:46:00	16.32	38.91	Transducer moved

Groundwater Gauging Log

Client:	Georgia Power
Project Location:	AMA R6 CCR Landfill
Date:	2/7/2022
Sampler:	Jessica Ware
Equipment:	water probe

Well	Date	Time	Depth to Water (ft)	Well Depth (ft)	Comments
YGWC-36A	2/7/2022	13:31:00	8.77	51.20	Transducer moved at 1332
YAMW-3	2/7/2022	13:44:00	36.31	91.44	--
YGWC-42	2/7/2022	13:47:00	28.89	59.76	--
YAMW-4	2/7/2022	13:52:00	31.89	96.55	--
YGWC-41	2/7/2022	13:55:00	28.42	67.32	--
YGWA-40	2/7/2022	14:00:00	22.71	48.23	--
YGWA-39	2/7/2022	14:05:00	17.62	68.59	--
PZ-53D	2/7/2022	14:18:00	5.89	160.00	--
PZ-52D	2/7/2022	14:22:00	5.69	92.00	--
PZ-37	2/7/2022	14:26:00	11.38	49.78	Transducer moved, metal well tag incorrectly labled
YGWC-38	2/7/2022	14:33:00	30.40	50.59	Transducer moved
YAMW-5	2/7/2022	14:40:00	13.66	90.34	--
YGWC-43	2/7/2022	14:59:00	21.54	79.66	--
PZ-51	2/7/2022	15:06:00	9.72	36.00	--

Groundwater Gauging Log

Client:	Georgia Power
Project Location:	AMA R6 CCR Landfill
Date:	2/7/2022
Sampler:	Khalil Carson
Equipment:	water probe

Well	Date	Time	Depth to Water (ft)	Well Depth (ft)	Comments
YAMW-2	2/7/2022	15:20:00	21.20	46.48	--

Groundwater Sampling Form

Project Number	30052923	**Well ID**	YGWC-38			**Date**	02/10/2022
Project Location	AMA R6 CCR Landfill		**Weather(°F)**	41.2 degrees F and Clear. The wind is blowing W/SW at 4.7 mph.			
Measuring Pt. Description	Top of Inner Casing	**Screen Setting (ft-bmp)**	39.59	**Casing Diameter (in)**	2	**Well Casing Material**	PVC
Static Water Level (ft-bmp)	30.41	**Total Depth (ft-bmp)**	50.59	**Water Column(ft)**	20.18	**Gallons in Well**	3.28
MP Elevation	799.69	**Pump Intake (ft-bmp)**	45	**Purge Method**	Low-Flow	**Sample Method**	Low-Flow
Sample Time	09:50	**Well Volumes Purged**	0.43	**Sample ID**	YGWC-38	**Sampled by**	Kim Lapszynski
Purge Start	09:15	**Gallons Purged**	1.42	**Replicate/ Code No.**		**Color**	Clear
Purge End	09:47						

Time	Total Elapsed Minutes	Rate (mL/min)	Depth to Water (ft)	pH (standard units)	Specific Conductivity (µS/cm)	Turbidity (NTU)	Dissolved Oxygen (mg/L)	Temperature °C	Redox (mV)
09:15:00	00:00	250	30.41	7.48	752.01	1.75	10.51	11.6	173.03
09:20:00	05:00	250	31.72	5.07	691.75	26.8	3.58	15.9	191.99
09:25:00	10:00	150	31.66	5.01	688.64	12.3	3.50	15.3	185.03
09:30:00	15:00	150	31.41	4.94	687.01	4.78	3.53	15.2	180.98
09:35:00	19:30	150	31.27	4.91	688.65	2.92		15.4	177.85
09:41:00	25:31	150	31.19	4.87	689.73	3.17		15.5	173.07
09:44:00	29:17	150	31.17	4.85	689.45	1.75		15.7	169.91

Constituent Sampled	Container	Number	Preservative
TDS	500 mL Plastic	1	None
RAD 9315/9320	1L Plastic	2	HNO3
Cl, F, SO4	250 mL Plastic	1	None
Appendix III/IV Metals	250 mL Plastic	1	HNO3

Comments: Transducer in well.

0942 called Becky Steever about tech issues with Aqua Troll 600. During test an error message Sensor Changed- installed sensors are different than the sensors that were last connected Once reconnected stopped recording DO readings. Becky said to collect sample with readings recorded and call Insitu for tech support.

Well Casing Volume Conversion

Well diameter (inches) = gallons per foot 1 = 0.04 1.5 = 0.09 2.5 = 0.26 3.5 = 0.50 6 = 1.47
1.25 = 0.06 2 = 0.16 3 = 0.37 4 = 0.65

Well Information

Well Location: _____ Well Locked at Arrival: _____

Condition of Well: _____ Well Locked at Departure: _____

Well Completion: NA _____ Key Number To Well: NA _____

Groundwater Sampling Form

Project Number	30053438	**Well ID**	YGWC-43			**Date**	02/08/2022
Project Location	AMA R6 CCR Landfill		**Weather(°F)**	36.0 degrees F and Clear. The wind is blowing N at 10.3 mph.			
Measuring Pt. Description	Top of Inner Casing	**Screen Setting (ft-bmp)**	69.16	**Casing Diameter (in)**	2	**Well Casing Material**	PVC
Static Water Level (ft-bmp)	21.53	**Total Depth (ft-bmp)**	79.66	**Water Column(ft)**	58.13	**Gallons in Well**	9.45
MP Elevation	744.96	**Pump Intake (ft-bmp)**	75	**Purge Method**	Low-Flow	**Sample Method**	Low-Flow
Sample Time	10:20	**Well Volumes Purged**	0.16	**Sample ID**	YGWC-43	**Sampled by**	Jessica Ware
Purge Start	09:51	**Gallons Purged**	1.52	**Replicate/ Code No.**		**Color**	Clear
Purge End	10:32						

Time	Total Elapsed Minutes	Rate (mL/min)	Depth to Water (ft)	pH (standard units)	Specific Conductivity (µS/cm)	Turbidity (NTU)	Dissolved Oxygen (mg/L)	Temperature °C	Redox (mV)
09:51:00	00:00	150	21.53	6.65	199.43	0.72	6.02	14.4	-44.56
09:56:00	05:00	250	21.7	5.96	292.18	5.39	0.74	16.3	-122.23
10:01:00	10:00	250	21.74	5.86	361.43	6.51	0.26	16.5	-89.69
10:06:00	15:00	250	21.81	5.83	376.81	3.98	0.16	16.7	-90.70
10:11:00	20:00	250	21.83	5.81	382.39	1.63	0.13	16.7	-94.73
10:16:00	25:00	250	21.84	5.82	383.87	1.36	0.13	16.7	-99.81

Constituent Sampled	Container	Number	Preservative
TDS	500 mL Plastic	1	None
RAD 9315/9320	1L Plastic	2	HNO3
Cl, F, SO4	250 mL Plastic	1	None
Appendix III/IV Metals	250 mL Plastic	1	HNO3

Comments:

Well Casing Volume Conversion

Well diameter (inches) = gallons per foot 1 = 0.04 1.5 = 0.09 2.5 = 0.26 3.5 = 0.50 6 = 1.47
1.25 = 0.06 2 = 0.16 3 = 0.37 4 = 0.65

Well Information

Well Location:

Condition of Well:

Well Completion: NA

Well Locked at Arrival:

Well Locked at Departure:

Key Number To Well: NA

Groundwater Sampling Form

ARCADIS Design & Consultancy for natural and built assets

Project Number	30053438	**Well ID**	YAMW-3			**Date**	02/10/2022
Project Location	AMA R6 CCR Landfill		**Weather(°F)**	Sunny, clear, 67 degrees Fahrenheit			
Measuring Pt. Description	Top of Inner Casing	**Screen Setting (ft-bmp)**	81.45	**Casing Diameter (in)**	2	**Well Casing Material**	PVC
Static Water Level (ft-bmp)	36.23	**Total Depth (ft-bmp)**	91.44	**Water Column(ft)**	55.21	**Gallons in Well**	8.97
MP Elevation	796.05	**Pump Intake (ft-bmp)**	86	**Purge Method**	Low-Flow	**Sample Method**	Low-Flow
Sample Time	15:35	**Well Volumes Purged**	0.20	**Sample ID**	YAMW-3	**Sampled by**	Jessica Ware
Purge Start	14:11	**Gallons Purged**	1.78	**Replicate/ Code No.**		**Color**	Clear
Purge End	17:08						

Time	Total Elapsed Minutes	Rate (mL/min)	Depth to Water (ft)	pH (standard units)	Specific Conductivity (µS/cm)	Turbidity (NTU)	Dissolved Oxygen (mg/L)	Temperature °C	Redox (mV)
14:11:00	00:00	150	36.23	6.22	735.19	19.33	4.55	22.8	-290.52
14:16:00	05:00	150	36.77	5.76	939.43	6.6	0.66	18.8	-258.08
14:21:00	10:00	100	37.56	5.64	866.24	4.85	0.45	18.8	-243.06
14:26:00	15:00	100	37.91	5.65	900.99	7.7	0.41	19.4	-243.44
14:31:00	20:00	100	38.16	5.73	847.73	6.56	0.46	19.1	-246.3
14:36:00	25:00	100	38.43	5.79	816.18	6.78	0.46	18.9	-248.26
14:41:00	30:00	100	38.71	5.83	825.14	11.2	0.46	18.7	-250.04
14:46:00	35:00	100	38.96	5.86	767.6	6.45	0.44	19	-254.42
14:51:00	40:00	50	39.01	5.91	759.99	6.43	0.43	19.7	-257.75
14:56:00	45:00	50	39.06	5.95	750.59	6.58	0.45	20.1	-255.88
15:01:00	50:00	50	39.96	5.97	764.42	6.36	0.44	21.4	-258.53
15:06:00	55:00	50	39.81	5.99	743.48	6.33	0.44	22.1	-258.85
15:11:00	00:00	50	38.77	6.02	841.19	6.11	0.52	20.6	-257.89
15:16:00	05:00	50	38.83	5.99	818.16	6.03	0.53	20.8	-253.89
15:21:00	10:00	50	38.81	5.96	802.22	5.59	0.53	20.5	-247.69
15:26:00	15:00	50	38.73	5.94	784.24	4.33	0.51	20.3	-243.74
15:31:00	20:00	50	38.76	5.94	761.08	3.36	0.49	19.9	-239.72
15:36:00	25:00	50	38.76	5.93	803.02	3.83	0.45	20.1	-239.5

Constituent Sampled	Container	Number	Preservative
TDS	500 mL Plastic	1	None
RAD 9315/9320	1L Plastic	2	HNO3
Cl, F, SO4	250 mL Plastic	1	None
App III/IV Metals	250 mL Plastic	1	HNO3

Comments:

Well diameter (inches) = gallons per foot 1 = 0.04 1.5 = 0.09 2.5 = 0.26 3.5 = 0.50 6 = 1.47
1.25 = 0.06 2 = 0.16 3 = 0.37 4 = 0.65

Well Information

Well Location:

Condition of Well:

Well Completion: NA

Well Locked at Arrival:

Well Locked at Departure:

Key Number To Well: NA

Groundwater Sampling Form

ARCADIS Design & Consultancy for natural and built assets

Project Number	30053438	**Well ID**	YAMW-4			**Date**	02/10/2022
Project Location	AMA R6 CCR Landfill		**Weather(°F)**	Sunny, clear, 60 degrees Fahrenheit			
Measuring Pt. Description	Top of Inner Casing	**Screen Setting (ft-bmp)**	86.59	**Casing Diameter (in)**	2	**Well Casing Material**	PVC
Static Water Level (ft-bmp)	31.81	**Total Depth (ft-bmp)**	96.55	**Water Column(ft)**	64.74	**Gallons in Well**	10.52
MP Elevation	805.59	**Pump Intake (ft-bmp)**	91.55	**Purge Method**	Low-Flow	**Sample Method**	Low-Flow
Sample Time	12:00	**Well Volumes Purged**	0.08	**Sample ID**	YAMW-4	**Sampled by**	Jessica Ware
Purge Start	11:33	**Gallons Purged**	0.79	**Replicate/ Code No.**		**Color**	Clear
Purge End	13:13						

Time	Total Elapsed Minutes	Rate (mL/min)	Depth to Water (ft)	pH (standard units)	Specific Conductivity (µS/cm)	Turbidity (NTU)	Dissolved Oxygen (mg/L)	Temperature °C	Redox (mV)
11:33:00	00:00	200	31.81	7.11	476.56	2.28	8.98	18	150.31
11:38:00	05:00	100	32.68	6.1	493.34	0.37	2.25	18.5	146.12
11:43:00	10:00	100	33.01	6.05	499.94	2.34	1.24	18.4	105.35
11:48:00	15:00	100	33.23	6.05	505.52	4.64	0.88	18.6	122.95
11:53:00	20:00	100	33.31	6.08	505.41	3.55	0.78	19.2	141.71
11:58:00	25:00	100	33.36	6.1	506.58	2.98	0.75	19.3	150.81

Constituent Sampled	Container	Number	Preservative
TDS	500 mL Plastic	1	None
RAD 9315/9320	1L Plastic	2	HNO3
Cl, F, SO4	250 mL Plastic	1	None
App III/IV Metals	250 mL Plastic	1	HNO3

Comments:

Well Casing Volume Conversion

Well diameter (inches) = gallons per foot

1 = 0.04 1.5 = 0.09 2.5 = 0.26 3.5 = 0.50 6 = 1.47
1.25 = 0.06 2 = 0.16 3 = 0.37 4 = 0.65

Well Information

Well Location:

Condition of Well:

Well Completion: NA

Well Locked at Arrival:

Well Locked at Departure:

Key Number To Well: NA

Groundwater Sampling Form

Project Number	30052923	**Well ID**	PZ-37			**Date**	02/10/2022
Project Location	AMA R6 CCR Landfill		**Weather(°F)**	60.3 degrees F and Clear. The wind is blowing W/NW at 5.8 mph.			
Measuring Pt. Description	Top of Inner Casing	**Screen Setting (ft-bmp)**	39.28	**Casing Diameter (in)**	2	**Well Casing Material**	PVC
Static Water Level (ft-bmp)	11.41	**Total Depth (ft-bmp)**	49.78	**Water Column(ft)**	38.37	**Gallons in Well**	6.23
MP Elevation	760.78	**Pump Intake (ft-bmp)**	45	**Purge Method**	Low-Flow	**Sample Method**	Low-Flow
Sample Time	13:05	**Well Volumes Purged**	0.49	**Sample ID**	PZ-37	**Sampled by**	Kim Lapszynski
Purge Start	12:14	**Gallons Purged**	3.07	**Replicate/ Code No.**	AMA-DUP-4	**Color**	Clear
Purge End	13:03						

Time	Total Elapsed Minutes	Rate (mL/min)	Depth to Water (ft)	pH (standard units)	Specific Conductivity (µS/cm)	Turbidity (NTU)	Dissolved Oxygen (mg/L)	Temperature °C	Redox (mV)
12:14:00	00:00	250	11.41	5.94	1032.07	0.67	6.77	21.0	82.55
12:19:00	05:00	250	11.68	4.92	998.23	1.51	2.77	18.4	156.38
12:24:00	10:00	250	11.71	4.75	995.58	0.68	2.83	18.1	165.75
12:29:00	15:00	250	11.72	4.67	996.89	1.19	2.86	18.1	168.92
12:30:00	16:32	250	11.72	4.66	997.78	0.87		18.1	169.22
12:35:00	21:32	250	11.78	4.65	998.80	1.67		18.2	169.56
12:40:00	26:32	250	11.78	4.66	998.75	2.31		18.1	168.82
12:45:00	31:32	250	11.77	4.68	1002.46	1.90		17.9	167.75
12:50:00	36:32	250	11.77	4.73	1015.77	1.42		17.9	165.31
12:55:00	41:32	250	11.77	4.78	1024.95	1.25		18.0	162.76
13:00:00	46:32	250	11.77	4.83	1029.29	1.00		18.2	160.24

Constituent Sampled	Container	Number	Preservative
TDS	500 mL Plastic	2	None
RAD 9315/9320	1L Plastic	4	HNO3
Cl, F, SO4	250 mL Plastic	2	None
Appendix III/IV Metals	250 mL Plastic	2	HNO3

Comments:

Switched to YSI 556(U82097Y) to record readings due to error message on Aqua Troll 600. Stopped recording DO readings in In-Situ

12:46 11.77', 17.32 degrees c, 1006us/cm, 3.84 mg/L, 4.93pH, 224.3mV, 2.16NTU
12:51 11.77', 17.25 degrees c, 1014 us/cm, 3.52mg/L, 4.92pH, 230.7 mV, 1.49NTU
1256 11.77', 17.25 degrees c, 1022 us/cm 3.34mg/L, 4.93pH, 233.9mV, 1.19NTU
1401: 11.77', 17.37 degrees c, 1030us/cm, 3.20mg/L, 4.93pH, 235.8mV, 1.16NTU

Well Casing Volume Conversion

Well diameter (inches) = gallons per foot 1 = 0.04 1.5 = 0.09 2.5 = 0.26 3.5 = 0.50 6 = 1.47
1.25 = 0.06 2 = 0.16 3 = 0.37 4 = 0.65

Groundwater Sampling Form

ARCADIS Design & Consultancy for natural and built assets

Project Number	30053438	**Well ID**	YAMW-2			**Date**	02/10/2022
Project Location	AMA R6 CCR Landfill		**Weather(°F)**	Clear, sunny, 41 degrees Fahrenheit			
Measuring Pt. Description	Top of Inner Casing	**Screen Setting (ft-bmp)**	36.44	**Casing Diameter (in)**	2	**Well Casing Material**	PVC
Static Water Level (ft-bmp)	21.15	**Total Depth (ft-bmp)**	46.48	**Water Column(ft)**	25.33	**Gallons in Well**	4.12
MP Elevation	781.04	**Pump Intake (ft-bmp)**	39	**Purge Method**	Low-Flow	**Sample Method**	Low-Flow
Sample Time	09:45	**Well Volumes Purged**	0.48	**Sample ID**	YAMW-2	**Sampled by**	Jessica Ware
Purge Start	09:12	**Gallons Purged**	1.98	**Replicate/ Code No.**		**Color**	Clear
Purge End	09:55						

Time	Total Elapsed Minutes	Rate (mL/min)	Depth to Water (ft)	pH (standard units)	Specific Conductivity (µS/cm)	Turbidity (NTU)	Dissolved Oxygen (mg/L)	Temperature °C	Redox (mV)
09:12:00	00:00	250	21.15	6.45	69.7	1.03	9.96	10.6	185.14
09:17:00	05:00	250	21.31	5.46	60.81	7.36	4.14	15.1	187.21
09:22:00	10:00	250	21.34	5.48	60.29	7.73	3.64	15.4	192.2
09:27:00	15:00	250	21.32	5.51	59.71	3.37	3.61	15.4	201.39
09:32:00	20:00	250	21.36	5.59	59.21	2.07	3.64	15.5	208.36
09:37:00	25:00	250	21.33	5.61	59.07	2.13	3.67	15.5	217.15
09:42:00	30:00	250	21.36	5.64	58.48	2.94	3.71	15.5	222.29

Constituent Sampled	Container	Number	Preservative
TDS	500 mL Plastic	1	None
RAD 9315/9320	1L Plastic	2	HNO3
Cl, F, SO4	250 mL Plastic	1	None
App III/IV Metals	250 mL Plastic	1	HNO3

Comments:

Well Casing Volume Conversion

Well diameter (inches) = gallons per foot

1 = 0.04 1.5 = 0.09 2.5 = 0.26 3.5 = 0.50 6 = 1.47
1.25 = 0.06 2 = 0.16 3 = 0.37 4 = 0.65

Well Information

Well Location:

Condition of Well:

Well Completion: NA

Well Locked at Arrival:

Well Locked at Departure:

Key Number To Well: NA

Groundwater Sampling Form

ARCADIS Design & Consultancy for natural and built assets

Project Number	30053438	**Well ID**	YGWC-36A			**Date**	02/11/2022
Project Location	AMA R6 CCR Landfill		**Weather(°F)**	Sunny, clear, 41 degrees Fahrenheit			
Measuring Pt. Description	Top of Inner Casing	**Screen Setting (ft-bmp)**	689.7	**Casing Diameter (in)**	2	**Well Casing Material**	PVC
Static Water Level (ft-bmp)	12.02	**Total Depth (ft-bmp)**	51.2	**Water Column(ft)**	39.18	**Gallons in Well**	6.37
MP Elevation	739.61	**Pump Intake (ft-bmp)**	46	**Purge Method**	Low-Flow	**Sample Method**	Low-Flow
Sample Time	11:19	**Well Volumes Purged**	0.68	**Sample ID**	YGWC-36A	**Sampled by**	Jessica Ware
Purge Start	09:12	**Gallons Purged**	4.36	**Replicate/ Code No.**		**Color**	Clear
Purge End	12:13						

Time	Total Elapsed Minutes	Rate (mL/min)	Depth to Water (ft)	pH (standard units)	Specific Conductivity (µS/cm)	Turbidity (NTU)	Dissolved Oxygen (mg/L)	Temperature °C	Redox (mV)
09:12:00	00:00	250	12.02	6.07	105.21	164.95	6.89	16.1	162.39
09:17:00	05:00	250	12.33	5.54	114.62	140.5	4.61	17.3	156.22
09:22:00	10:00	250	12.16	5.56	110.91	76.6	4.46	17.1	157.05
09:27:00	15:00	250	12.18	5.57	108.17	34.5	4.36	17.3	150.55
09:32:00	20:00	250	12.15	5.57	107.84	17.6	4.34	17.4	150.36
09:37:00	25:00	250	12.23	5.57	106.83	11.4	4.38	17.4	153.25
09:42:00	30:00	250	12.21	5.56	104.14	8.67	4.4	17.5	151.14
09:47:00	35:00	200	12.14	5.56	101.28	7.44	4.36	17.5	151.65
09:52:00	40:00	100	12.06	5.56	99.34	7.33	4.33	17.5	153.82
09:57:00	45:00	100	12.03	5.56	99.67	7.38	4.34	17	159.79
10:02:00	50:00	50	11.93	5.56	99.65	8.14	4.34	16.9	161.54
10:07:00	55:00	50	11.94	5.57	99.61	7.97	4.37	16.7	165.19
10:12:00	00:00	50	11.96	5.57	100.53	8.07	4.39	16.8	167.38
10:17:00	05:00	50	11.96	5.57	101.47	8.93	4.43	16.9	168.99
10:22:00	10:00	50	11.97	5.57	102.2	9.65	4.44	17	170.39
10:27:00	15:00	100	11.98	5.57	102.79	9.95	4.44	16.9	173.17
10:32:00	20:00	100	11.93	5.57	100.8	9.88	4.33	17.4	173.78
10:37:00	25:00	100	11.94	5.57	100.32	9.33	4.22	18.1	174.9
10:42:00	30:00	100	12	5.58	99.72	9.04	4.38	18	172.7
10:47:00	35:00	100	11.97	5.58	100.7	10.01	4.38	17.7	175.12
10:52:00	40:00	100	11.98	5.58	101.41	9.67	4.3	19.2	174.35
10:57:00	45:00	100	12.04	5.58	101.48	11.4	4.33	18.1	176.76
11:02:00	50:00	100	12.02	5.59	102.54	9.24	4.33	18.1	179.2
11:07:00	55:00	100	11.99	5.58	102.25	8.98	4.34	18.3	181.26
11:12:00	00:00	100	12.01	5.58	101.4	8.58	4.29	18.2	183.42

Constituent Sampled	Container	Number	Preservative
TDS	500 mL Plastic	1	None
RAD 9315/9320	1L Plastic	2	HNO3
Cl, F, SO4	250 mL Plastic	1	None
App III/IV Metals	250 mL Plastic	1	HNO3

Comments:

Well Casing Volume Conversion

Well diameter (inches) = gallons per foot	1 = 0.04 1.5 = 0.09 2.5 = 0.26 3.5 = 0.50 6 = 1.47 1.25 = 0.06 2 = 0.16 3 = 0.37 4 = 0.65

Groundwater Sampling Form

ARCADIS Design & Consultancy for natural and built assets

Project Number	30052923	**Well ID**	PZ-52D			**Date**	02/11/2022
Project Location	AMA R6 CCR Landfill		**Weather(°F)**	63.0 degrees F and Clear. The wind is blowing SW at 9.2 mph.			
Measuring Pt. Description	Top of Inner Casing	**Screen Setting (ft-bmp)**	82	**Casing Diameter (in)**	2	**Well Casing Material**	PVC
Static Water Level (ft-bmp)	4.66	**Total Depth (ft-bmp)**	92	**Water Column(ft)**	87.34	**Gallons in Well**	14.19
MP Elevation	762.79	**Pump Intake (ft-bmp)**	87	**Purge Method**	Low-Flow	**Sample Method**	Low-Flow
Sample Time	14:00	**Well Volumes Purged**	0.14	**Sample ID**	PZ-52D	**Sampled by**	Kim Lapszynski, Jessica Ware
Purge Start	12:49	**Gallons Purged**	1.95	**Replicate/ Code No.**		**Color**	Clear
Purge End	13:56						

Time	Total Elapsed Minutes	Rate (mL/min)	Depth to Water (ft)	pH (standard units)	Specific Conductivity (µS/cm)	Turbidity (NTU)	Dissolved Oxygen (mg/L)	Temperature °C	Redox (mV)
12:49:00	00:00	200	5.66	6.38	569.4	20.73	3.35	23.1	-99.57
12:54:00	05:00	200	6.23	6.49	647.96	29.3	0.6	18	-142.58
12:59:00	10:00	100	6.8	6.38	628.28	14.4	0.43	18.9	-147.99
13:04:00	15:00	100	6.85	6.37	627.97	12.6	0.54	19.2	-146.34
13:09:00	20:00	100	6.85	6.32	629.32	10.6	0.56	21.8	-143.72
13:14:00	25:00	100	6.82	6.36	627.04	9.69	0.77	19.8	-141.42
13:19:00	30:00	100	6.95	6.42	645.19	9.96	0.73	18.9	-139.91
13:24:00	35:00	100	7.1	6.45	653.23	9.39	0.61	18.9	-138.41
13:29:00	40:00	100	7.28	6.45	653.57	8.96	0.53	19	-136.84
13:34:00	45:00	100	7.38	6.44	643.56	8.15	0.5	19	-135.06
13:39:00	50:00	100	7.46	6.43	627.47	8.12	0.47	19.3	-134.18
13:44:00	55:00	100	7.53	6.43	618.82	7.4	0.45	18.9	-133.05
13:49:00	00:00	75	7.55	6.41	623.81	8.05	0.43	19.5	-130.88
13:54:00	05:00	75	7.58	6.4	604.59	8.02	0.42	19.7	-128.94

Constituent Sampled	Container	Number	Preservative
TDS	500 mL Plastic	1	None
RAD 9315/9320	1L Plastic	2	HNO3
Cl, F, SO4	250 mL Plastic	1	None
Appendix III/IV Metals	250 mL Plastic	1	HNO3

Comments:

Well Casing Volume Conversion

Well diameter (inches) = gallons per foot

1 = 0.04 1.5 = 0.09 2.5 = 0.26 3.5 = 0.50 6 = 1.47
1.25 = 0.06 2 = 0.16 3 = 0.37 4 = 0.65

Well Information

Well Location:

Condition of Well:

Well Completion: NA

Well Locked at Arrival:

Well Locked at Departure:

Key Number To Well: NA

Groundwater Sampling Form

ARCADIS Design & Consultancy for natural and built assets

Project Number	30052923	**Well ID**	YAMW-5			**Date**	02/10/2022
Project Location	AMA R6 CCR Landfill		**Weather(°F)**	Sunny, clear, 60 degrees			
Measuring Pt. Description	Top of Inner Casing	**Screen Setting (ft-bmp)**	80.3	**Casing Diameter (in)**	2	**Well Casing Material**	PVC
Static Water Level (ft-bmp)	13.6	**Total Depth (ft-bmp)**	90.34	**Water Column(ft)**	76.74	**Gallons in Well**	12.47
MP Elevation	788.9	**Pump Intake (ft-bmp)**	85	**Purge Method**	Low-Flow	**Sample Method**	Low-Flow
Sample Time	11:30	**Well Volumes Purged**	0.12	**Sample ID**	YAMW-5	**Sampled by**	Kim Lapszynski
Purge Start	10:56	**Gallons Purged**	1.52	**Replicate/ Code No.**		**Color**	Clear
Purge End	11:26						

Time	Total Elapsed Minutes	Rate (mL/min)	Depth to Water (ft)	pH (standard units)	Specific Conductivity (µS/cm)	Turbidity (NTU)	Dissolved Oxygen (mg/L)	Temperature °C	Redox (mV)
10:56:00	00:00	200	13.6	5.08	778.27	0	3.29	16.6	73.62
11:01:00	05:00	200	14.52	4.98	742.44	0	2.19	16.6	85.51
11:05:00	08:41	200		5	724.18	0.87	2.19	16.6	88.35
11:10:00	13:41	200	14.83	5.05	709.67	0.53	2.26	16.7	90.03
11:15:00	18:41	200	14.95	5.12	707.55	0.44	2.26	16.7	89.11
11:20:00	23:41	200	15.06	5.19	707.77	0.42	2.26	16.8	88.45
11:25:00	28:41	200	15.18	5.22	708.81	0.36	2.21	16.8	89.09

Constituent Sampled	Container	Number	Preservative
TDS	500 mL Plastic	1	None
RAD 9315/9320	1L Plastic	2	HNO3
Cl, F, SO4	250 mL Plastic	1	None
Appendix III/IV Metals	250 mL Plastic	1	HNO3

Comments:

Well Casing Volume Conversion

Well diameter (inches) = gallons per foot

1 = 0.04 1.5 = 0.09 2.5 = 0.26 3.5 = 0.50 6 = 1.47
1.25 = 0.06 2 = 0.16 3 = 0.37 4 = 0.65

Well Information

Well Location:

Condition of Well:

Well Completion: NA

Well Locked at Arrival:

Well Locked at Departure:

Key Number To Well: NA

Groundwater Sampling Form

ARCADIS Design & Consultancy for natural and built assets

Project Number	30052923	**Well ID**	PZ-51			**Date**	02/10/2022
Project Location	AMA R6 CCR Landfill		**Weather(°F)**	65.8 degrees and Clear			
Measuring Pt. Description	Top of Inner Casing	**Screen Setting (ft-bmp)**	26.3	**Casing Diameter (in)**	2	**Well Casing Material**	PVC
Static Water Level (ft-bmp)	9.72	**Total Depth (ft-bmp)**	36	**Water Column(ft)**	26.28	**Gallons in Well**	4.27
MP Elevation	744.3	**Pump Intake (ft-bmp)**	33	**Purge Method**	Low-Flow	**Sample Method**	Low-Flow
Sample Time	18:10	**Well Volumes Purged**	0.43	**Sample ID**	PZ-51	**Sampled by**	Kim Lapszynski, Jessica Ware
Purge Start	17:33	**Gallons Purged**	1.85	**Replicate/ Code No.**		**Color**	Clear
Purge End	18:09						

Time	Total Elapsed Minutes	Rate (mL/min)	Depth to Water (ft)	pH (standard units)	Specific Conductivity (µS/cm)	Turbidity (NTU)	Dissolved Oxygen (mg/L)	Temperature °C	Redox (mV)
17:33:00	00:00	200	9.72	4.81	749.91	5.96	4.44	16.7	197.64
17:38:00	05:00	200	10.18	4.51	738.17	14.1	3.35	16.6	219.49
17:43:00	10:00	200	10.27	4.44	726.11	13.1	3.61	16.4	224.11
17:48:00	15:00	200	10.28	4.42	724.04	8.57	3.54	16.3	222.32
17:53:00	20:00	200	10.31	4.43	723.87	6.43	3.53	16.2	221.36
17:58:00	25:00	200	10.27	4.43	724.08	4.96	3.48	16.1	218.03
18:03:00	30:00	200	10.31	4.44	724.43	3.7	3.42	16.1	219.87
18:08:00	35:00	200	10.3	4.46	724.88	3.26	3.42	16	224.81

Constituent Sampled	Container	Number	Preservative
TDS	500 mL Plastic	1	None
RAD 9315/9320	1L Plastic	2	HNO3
Cl, F, SO4	250 mL Plastic	1	None
Appendix III/IV	250 mL Plastic	1	HNO3

Comments:

Well Casing Volume Conversion

Well diameter (inches) = gallons per foot

1 = 0.04 1.5 = 0.09 2.5 = 0.26 3.5 = 0.50 6 = 1.47
1.25 = 0.06 2 = 0.16 3 = 0.37 4 = 0.65

Well Information

Well Location:

Condition of Well:

Well Completion: NA

Well Locked at Arrival:

Well Locked at Departure:

Key Number To Well: NA

Groundwater Sampling Form

ARCADIS Design & Consultancy for natural and built assets

Project Number	30052923	**Well ID**	PZ-35			**Date**	02/10/2022
Project Location	AMA AP-3, A, B and B'		**Weather(°F)**	65.8 degrees F and Clear. The wind is blowing W/SW at 6.9 mph.			
Measuring Pt. Description	Top of Inner Casing	**Screen Setting (ft-bmp)**	38.91	**Casing Diameter (in)**	2	**Well Casing Material**	PVC
Static Water Level (ft-bmp)	11.71	**Total Depth (ft-bmp)**	50.01	**Water Column(ft)**	38.3	**Gallons in Well**	6.22
MP Elevation	743.81	**Pump Intake (ft-bmp)**	45	**Purge Method**	Low-Flow	**Sample Method**	Low-Flow
Sample Time	14:37	**Well Volumes Purged**	0.52	**Sample ID**	PZ-35	**Sampled by**	Mark Chest
Purge Start	12:40	**Gallons Purged**	3.22	**Replicate/ Code No.**		**Color**	Clear
Purge End	14:35						

Time	Total Elapsed Minutes	Rate (mL/min)	Depth to Water (ft)	pH (standard units)	Specific Conductivity (µS/cm)	Turbidity (NTU)	Dissolved Oxygen (mg/L)	Temperature °C	Redox (mV)
12:40:00	00:00	200	11.71	5.14	154.22	14.62	4.96	19	225.37
12:45:00	05:00	200	11.91	4.88	168.17	20.03	3.97	18.7	185.46
12:50:00	10:00	200	11.91	4.87	162.04	8.16	4	18.5	150.97
12:55:00	15:00	100	11.95	4.88	160.68	9.32	3.99	18.6	150.68
13:00:00	20:00	100	11.88	4.91	160.44	7.15	3.99	18.8	135.5
13:05:00	25:00	100	11.88	4.92	160.96	6.36	3.99	18.8	138.81
13:10:00	30:00	100	11.88	4.94	159.95	5.85	4.02	18.9	141.67
13:15:00	35:00	100	11.88	4.97	160.7	6.72	4.03	18.7	147.58
13:20:00	40:00	100	11.88	5	161.18	6.08	4.03	18.9	152.65
13:25:00	45:00	100	11.88	5.05	160.98	6.13	4.05	18.8	150.92
13:30:00	50:00	100	11.88	5.08	160.94	6.12	4.02	18.9	154.28
13:35:00	55:00	100	11.88	5.11	159.93	6.2	4.03	18.7	156.71
13:40:00	00:00	100	11.88	5.15	160.56	6.14	4.04	18.7	161.2
13:45:00	05:00	100	11.88	5.21	160.72	6.09	4.04	18.9	164.34
13:50:00	10:00	100	11.88	5.25	160.82	6.45	4.04	18.9	162.52
13:55:00	15:00	80	11.8	5.28	160.58	6.62	4.03	19.1	158.16
14:00:00	20:00	80	11.8	5.35	160.74	6.02	4.01	19.3	162.06
14:05:00	25:00	80	11.8	5.4	162.95	6.49	4.04	19.3	159.34
14:10:00	30:00	80	11.8	5.39	162.07	6.88	4.28	18.4	158.77
14:15:00	35:00	80	11.8	5.28	159.88	6.5	4.03	18.4	177.94
14:20:00	40:00	80	11.8	5.23	165.79	6.01	3.98	18.3	186.7
14:25:00	45:00	80	11.8	5.33	172.97	5.78	3.94	18.9	188.82
14:30:00	50:00	80	11.8	5.4	173.36	4.7	3.96	18.9	186.26
14:35:00	55:00	80	11.8	5.43	167.24	4.53	4.02	19.1	190.1

Constituent Sampled	Container	Number	Preservative
RAD Chem	1L Plastic	2	HNO3
Metals	250 mL Plastic	1	HNO3
TDS	500 mL Plastic	1	None
Cl, F, SO4	250 mL Plastic	1	None

Comments:

Well Casing Volume Conversion

Well diameter (inches) = gallons per foot

1 = 0.04 1.5 = 0.09 2.5 = 0.26 3.5 = 0.50 6 = 1.47
1.25 = 0.06 2 = 0.16 3 = 0.37 4 = 0.65

Well Information

Groundwater Sampling Form

ARCADIS Design & Consultancy for natural and built assets

Project Number	30053438	**Well ID**	PZ-37D			**Date**	02/11/2022
Project Location	AMA AP-3, A, B and B'		**Weather(°F)**	63.1 degrees F and Clear. The wind is blowing W/SW at 12.8 mph.			
Measuring Pt. Description	Top of Inner Casing	**Screen Setting (ft-bmp)**	192.44	**Casing Diameter (in)**	2	**Well Casing Material**	PVC
Static Water Level (ft-bmp)	4.91	**Total Depth (ft-bmp)**	202.44	**Water Column(ft)**	197.53	**Gallons in Well**	32.1
MP Elevation	761.12	**Pump Intake (ft-bmp)**	195	**Purge Method**	Low-Flow	**Sample Method**	Low-Flow
Sample Time	16:35	**Well Volumes Purged**	0.05	**Sample ID**	PZ-37D	**Sampled by**	Jessica Ware
Purge Start	15:58	**Gallons Purged**	1.49	**Replicate/ Code No.**		**Color**	Clear
Purge End	17:07						

Time	Total Elapsed Minutes	Rate (mL/min)	Depth to Water (ft)	pH (standard units)	Specific Conductivity (µS/cm)	Turbidity (NTU)	Dissolved Oxygen (mg/L)	Temperature °C	Redox (mV)
15:58:00	00:00	250	4.91	7.83	511.26	20.93	6.43	18.2	-267.65
16:03:00	05:00	250	10.49	7.8	605.56	2.56	0.49	17.8	-252.3
16:08:00	10:00	125	10.76	7.73	622.66	1.32	0.36	17.8	-249.2
16:13:00	15:00	125	11.22	7.73	610.38	1.78	0.43	17.9	-249.24
16:18:00	20:00	125	11.66	7.75	601.2	1.23	0.48	17.8	-250.53
16:23:00	25:00	125	12.22	7.78	597.58	0.97	0.51	17.9	-255.17
16:28:00	30:00	125	12.31	7.8	588.66	1.09	0.51	18	-255.9
16:33:00	35:00	125	12.38	7.84	574.36	1	0.52	18.1	-259.08

Constituent Sampled	Container	Number	Preservative
TDS	500 mL Plastic	1	None
RAD 9315/9320	1L Plastic	2	HNO3
Cl, F, SO4	250 mL Plastic	1	None
App III/IV Metals	250 mL Plastic	1	HNO3

Comments:

Well Casing Volume Conversion

Well diameter (inches) = gallons per foot

1 = 0.04 1.5 = 0.09 2.5 = 0.26 3.5 = 0.50 6 = 1.47
1.25 = 0.06 2 = 0.16 3 = 0.37 4 = 0.65

Well Information

Well Location:

Condition of Well:

Well Completion: NA

Well Locked at Arrival:

Well Locked at Departure:

Key Number To Well: NA

Groundwater Sampling Form

ARCADIS Design & Consultancy for natural and built assets

Project Number	30052923	**Well ID**	YAMW-1			**Date**	02/10/2022
Project Location	AMA AP-3, A, B and B'		**Weather(°F)**	60.3 degrees F and Clear. The wind is blowing W/NW at 5.8 mph.			
Measuring Pt. Description	Top of Inner Casing	**Screen Setting (ft-bmp)**	59.6	**Casing Diameter (in)**	2	**Well Casing Material**	PVC
Static Water Level (ft-bmp)	10.42	**Total Depth (ft-bmp)**	69.93	**Water Column(ft)**	59.51	**Gallons in Well**	9.67
MP Elevation	743.83	**Pump Intake (ft-bmp)**	65	**Purge Method**	Low-Flow	**Sample Method**	Low-Flow
Sample Time	11:55	**Well Volumes Purged**	0.12	**Sample ID**	YAMW-1	**Sampled by**	Mark Chest
Purge Start	11:29	**Gallons Purged**	1.12	**Replicate/ Code No.**		**Color**	Clear
Purge End	11:54						

Time	Total Elapsed Minutes	Rate (mL/min)	Depth to Water (ft)	pH (standard units)	Specific Conductivity (µS/cm)	Turbidity (NTU)	Dissolved Oxygen (mg/L)	Temperature °C	Redox (mV)
11:29:00	00:00	200	10.42	6.65	321.12	1.66	4.81	17.7	200.26
11:34:00	05:00	200	12.17	5.54	418.65	15.9	2.06	18.2	225.77
11:39:00	10:00	150	13.9	5.68	368.92	6.86	1.96	18.3	218.06
11:44:00	15:00	150	12.55	5.79	369.25	3.45	1.96	18.8	208.19
11:49:00	20:00	150	12.57	5.78	390.47	3.33	2.07	18.4	208.25
11:54:00	25:00	150	12.9	5.8	383.47	2.69	2.09	18.5	208.1

Constituent Sampled	Container	Number	Preservative
RAD Chem	1L Plastic	2	HNO3
Metals	250 mL Plastic	1	HNO3
TDS	500 mL Plastic	1	None
Cl, F, SO4	250 mL Plastic	1	None

Comments:

Well Casing Volume Conversion

Well diameter (inches) = gallons per foot

1 = 0.04 1.5 = 0.09 2.5 = 0.26 3.5 = 0.50 6 = 1.47
1.25 = 0.06 2 = 0.16 3 = 0.37 4 = 0.65

Well Information

Well Location:

Condition of Well:

Well Completion: NA

Well Locked at Arrival:

Well Locked at Departure:

Key Number To Well: NA

Groundwater Sampling Form

ARCADIS Design & Consultancy for natural and built assets

Project Number	30053438	**Well ID**	YGWC-24SA			**Date**	02/10/2022
Project Location	AMA AP-3, A, B and B'		**Weather(°F)**	67 °F, Sunny, winds at mph.			
Measuring Pt. Description	Top of Inner Casing	**Screen Setting (ft-bmp)**	47	**Casing Diameter (in)**	2	**Well Casing Material**	PVC
Static Water Level (ft-bmp)	27.67	**Total Depth (ft-bmp)**	57	**Water Column(ft)**	29.33	**Gallons in Well**	4.77
MP Elevation	765	**Pump Intake (ft-bmp)**	52	**Purge Method**	Low-Flow	**Sample Method**	Low-Flow
Sample Time	14:40	**Well Volumes Purged**	0.22	**Sample ID**	YGWC-24SA	**Sampled by**	Khalil Carson
Purge Start	14:13	**Gallons Purged**	1.06	**Replicate/ Code No.**	AMA-DUP-1	**Color**	Clear
Purge End	15:07						

Time	Total Elapsed Minutes	Rate (mL/min)	Depth to Water (ft)	pH (standard units)	Specific Conductivity (µS/cm)	Turbidity (NTU)	Dissolved Oxygen (mg/L)	Temperature °C	Redox (mV)
14:13:00	00:00	200	27.67	5.96	79.77	29.66	6.91	19	122.94
14:18:00	05:00	200	28.45	4.71	74.51	0.51	6.52	18.5	202.63
14:23:00	10:00	200	28.5	4.69	74.24	2.67	6.6	18.3	217.29
14:28:00	15:00	200	28.52	4.65	74.62	1.07	6.68	18.2	227.5
14:33:00	20:00	200	28.52	4.66	74.76	0.32	6.73	18.2	234.14

Constituent Sampled	Container	Number	Preservative
TDS	500 mL Plastic	2	None
RAD Chem	1L Plastic	4	HNO3
Chloride,Fluoride ,Sulfate	250 mL Plastic	2	None
Metals	250 mL Plastic	2	HNO3

Comments:

Well Casing Volume Conversion

Well diameter (inches) = gallons per foot

1 = 0.04 1.5 = 0.09 2.5 = 0.26 3.5 = 0.50 6 = 1.47
1.25 = 0.06 2 = 0.16 3 = 0.37 4 = 0.65

Well Information

Well Location:

Condition of Well:

Well Completion: NA

Well Locked at Arrival:

Well Locked at Departure:

Key Number To Well: NA

Groundwater Sampling Form

ARCADIS

Project Number	30052916	**Well ID**	YGWC-23S			**Date**	02/10/2022
Project Name/Location	GPC Yates Phase I AP-B Site		**Weather(°F)**	64.0 degrees F and Clear. The wind is blowing W/SW at 5.8 mph.			
Measuring Pt. Description	Top of Inner Casing	**Screen Setting (ft-bmp)**	28.61-	**Casing Diameter (in)**	2	**Well Casing Material**	PVC
Static Water Level (ft-bmp)	16.28	**Total Depth (ft-bmp)**	38.91	**Water Column(ft)**	22.63	**Gallons in Well**	3.68
MP Elevation	764.91	**Pump Intake (ft-bmp)**	34	**Purge Method**	Low-Flow	**Sample Method**	Low-Flow
Sample Time	15:10	**Volumes Purged**	0.65	**Sample ID**	YGWC-23S	**Sampled by**	Kim Lapszynski
Purge Start	14:35	**Gallons Purged**	2.38	**Replicate/ Code No.**			
Purge End	15:05						

Time	Minutes Elapsed	Total Elapsed Minutes	Rate mL/min	Depth to Water (ft)	Gallons Purged	pH (standard units)	Conductivity (mS/cm)	Turbidity (NTU)	Dissolved Oxygen (mg/L)	Temperature °C	Redox (mV)	Appearance	
												Color	Odor
14:40	0	0	300	17.18	0.40	5.51	243	34.0	6.81	16.64	182.2	Clear	None
14:45	5	5	300	17.21	0.79	5.50	239	14.1	6.66	16.60	191.4	Clear	None
14:50	5	10	300	17.22	1.19	5.48	234	7.69	6.64	16.57	197.6	Clear	None
14:55	5	15	300	17.23	1.59	5.56	230	4.22	6.56	16.54	202.5	Clear	None
15:00	5	20	300	17.26	1.98	5.54	228	2.11	6.60	16.53	207.1	Clear	None
15:05	5	25	300	17.26	2.38	5.51	228	1.55	6.62	16.48	211.4	Clear	None

Constituent Sampled	Container	Number	Preservative
TDS	500 mL Plastic	1	None
RAD 9315/9320	1L Plastic	2	HNO3
Cl, F, SO4	250 mL Plastic	1	None
Appendix III/IV Metals	250 mL Plastic	1	HNO3

Comments: Transducer in well.
Specific conductivity recorded in us/cm units

Well Casing Volume Conversion

Well diameter (inches) = gallons per foot 1 = 0.04 1.5 = 0.09 2.5 = 0.26 3.5 = 0.50 6 = 1.47
1.25 = 0.06 2 = 0.16 3 = 0.37 4 = 0.65

Well Information

Well Location: AMA
Condition of Well: Good condition
Well Completion: Stick-up
Well Locked at Arrival: yes
Well Locked at Departure: yes
Key Number To Well: NA

ft-bmp = feet below measuring point
in = inches
ft = feet
mL/min = milliliters per minute
mS/cm = milliSiemens per centimeter
NTU = Nephelometric Turbidity Unit
mg/L = milligrams per liter
mV = milliv

Groundwater Sampling Form

ARCADIS

Project Number	30052916	**Well ID**	YGWC-42			**Date**	02/10/2022
Project Name/Location	GPC Yates Phase I AP-B Site		**Weather(°F)**	65.8 degrees F and Clear. The wind is blowing W/SW at 6.9 mph.			
Measuring Pt. Description	Top of Inner Casing	**Screen Setting (ft-bmp)**	--	**Casing Diameter (in)**	2	**Well Casing Material**	PVC
Static Water Level (ft-bmp)	28.85	**Total Depth (ft-bmp)**	59.76	**Water Column(ft)**	30.91	**Gallons in Well**	5.02
MP Elevation	797.86	**Pump Intake (ft-bmp)**	55	**Purge Method**	Low-Flow	**Sample Method**	Low-Flow
Sample Time	16:35	**Volumes Purged**	0.14	**Sample ID**	YGWC-42	**Sampled by**	Kim Lapszynski
Purge Start	15:53	**Gallons Purged**	0.73	**Replicate/ Code No.**			
Purge End	16:30						

Time	Minutes Elapsed	Total Elapsed Minutes	Rate mL/min	Depth to Water (ft)	Gallons Purged	pH (standard units)	Conductivity (mS/cm)	Turbidity (NTU)	Dissolved Oxygen (mg/L)	Temperature °C	Redox (mV)	Appearance	
												Color	Odor
15:58	0	0	150	30.94	0.40	5.59	1086	0.9	2.2	16.77	148.3	Clear	None
16:03	5	5	100	31.74	0.33	5.58	1083	0.98	1.71	16.92	164.5	Clear	None
16:08	5	10	100	32.03	0.46	5.58	1080	0.95	1.46	16.85	172.0	Clear	None
16:13	5	15	50	31.89	0.53	5.58	1077	1.11	1.54	16.81	177.9	Clear	None
16:18	5	20	50	31.76	0.59	5.58	1074	0.43	1.64	16.73	182.4	Clear	None
16:23	5	25	50	31.66	0.66	5.58	1072	0.96	1.71	16.8	185.9	Clear	None
16:28	5	30	50	31.58	0.73	5.57	1069	0.96	1.78	16.67	188.9	Clear	None

Constituent Sampled	Container	Number	Preservative
TDS	500 mL Plastic	1	None
RAD 9315/9320	1L Plastic	2	HNO3
Cl, F, SO4	250 mL Plastic	1	None
Appendix III/IV Metals	250 mL Plastic	1	HNO3

Comments:

Well Casing Volume Conversion

Well diameter (inches) = gallons per foot

1 = 0.04 1.5 = 0.09 2.5 = 0.26 3.5 = 0.50 6 = 1.47
1.25 = 0.06 2 = 0.16 3 = 0.37 4 = 0.65

Well Information

Well Location:

Condition of Well: Good condition

Well Completion: Stick-up

Well Locked at Arrival: yes

Well Locked at Departure: yes

Key Number To Well: NA

ft-bmp = feet below measuring point
in = inches
ft = feet
mL/min = milliliters per minute
mS/cm = milliSiemens per centimeter
NTU = Nephelometric Turbidity Unit
mg/L = milligrams per liter

mV = milliv

Groundwater Sampling Form

ARCADIS

Project Number	30052916	**Well ID**	YGWC-41			**Date**	02/08/2022
Project Name/Location	GPC Yates Phase I AP-B Site		**Weather(°F)**	65 degrees F and clear. The wind is blowing W/SW.			
Measuring Pt. Description	Top of Inner Casing	**Screen Setting (ft-bmp)**	56.82-66.82	**Casing Diameter (in)**	2	**Well Casing Material**	PVC
Static Water Level (ft-bmp)	28.39	**Total Depth (ft-bmp)**	67.32	**Water Column(ft)**	38.93	**Gallons in Well**	6.33
MP Elevation	803.92	**Pump Intake (ft-bmp)**	62	**Purge Method**	Low-Flow	**Sample Method**	Low-Flow
Sample Time	16:20	**Volumes Purged**	0.33	**Sample ID**	YGWC-41	**Sampled by**	Kim Lapszynski
Purge Start	15:32	**Gallons Purged**	2.11	**Replicate/ Code No.**	AMA-DUP-2		
Purge End	16:46						

Time	Minutes Elapsed	Total Elapsed Minutes	Rate mL/min	Depth to Water (ft)	Gallons Purged	pH (standard units)	Conductivity (mS/cm)	Turbidity (NTU)	Dissolved Oxygen (mg/L)	Temperature °C	Redox (mV)	Appearance	
												Color	Odor
15:42	0	0	200	29.71	0.53	5.08	0.299	1.66	4.32	16.08	254.4	Clear	None
15:47	5	5	200	29.62	0.79	5.07	0.292	0.02	4.13	16.07	251.2	Clear	None
15:52	5	10	200	29.62	1.06	5.07	0.292	0.02	4.23	16.02	253.3	Clear	None
15:57	5	15	200	29.62	1.32	5.07	0.294	0.02	4.62	15.99	259.2	Clear	None
16:02	5	20	200	29.61	1.59	5.07	0.297	0.67	5.09	15.87	263.8	Clear	None
16:07	5	25	200	29.61	1.85	5.07	0.301	0.40	5.34	15.79	268.9	Clear	None
16:12	5	30	200	29.61	2.11	5.07	0.306	0.22	5.48	15.78	270.9	Clear	None

Constituent Sampled	Container	Number	Preservative
Total Dissolved Solids	500 mL Plastic	2	None
RAD 9315/9320	1L Plastic	4	HNO3
Cl, F, SO4	250 mL Plastic	2	None
Appendix III/IV Metals	250 mL Plastic	2	HNO3

Comments:

Well Casing Volume Conversion

Well diameter (inches) = gallons per foot

1 = 0.04 1.5 = 0.09 2.5 = 0.26 3.5 = 0.50 6 = 1.47
1.25 = 0.06 2 = 0.16 3 = 0.37 4 = 0.65

Well Information

Well Location: R6

Condition of Well: Good condition

Well Completion: Stick-up

Well Locked at Arrival: yes

Well Locked at Departure: yes

Key Number To Well: NA

ft-bmp = feet below measuring point
in = inches
ft = feet
mL/min = milliliters per minute
mS/cm = milliSiemens per centimeter
NTU = Nephelometric Turbidity Unit
mg/L = milligrams per liter

mV = milliv

Groundwater Sampling Form

ARCADIS

Project Number	30052916	**Well ID**	YGWC-49			**Date**	02/08/2022
Project Name/Location	GPC Yates Phase I AP-B Site		**Weather(°F)**	60 degrees F and Clear. The wind is blowing W/SW.			
Measuring Pt. Description	Top of Inner Casing	**Screen Setting (ft-bmp)**	68.03-78.03	**Casing Diameter (in)**	2	**Well Casing Material**	PVC
Static Water Level (ft-bmp)	32.12	**Total Depth (ft-bmp)**	78.53	**Water Column(ft)**	46.41	**Gallons in Well**	7.54
MP Elevation	782.73	**Pump Intake (ft-bmp)**	73	**Purge Method**	Low-Flow	**Sample Method**	Low-Flow
Sample Time	18:00	**Volumes Purged**	0.22	**Sample ID**	YGWC-49	**Sampled by**	Kim Lapszynski
Purge Start	17:29	**Gallons Purged**	1.65	**Replicate/ Code No.**			
Purge End	18:08						

Time	Minutes Elapsed	Total Elapsed Minutes	Rate mL/min	Depth to Water (ft)	Gallons Purged	pH (standard units)	Conductivity (mS/cm)	Turbidity (NTU)	Dissolved Oxygen (mg/L)	Temperature °C	Redox (mV)	Appearance	
												Color	Odor
17:39	0	0	250	33.04	0.66	5.81	0.225	0.50	2.48	15.88	232.6	Clear	None
17:44	5	5	250	33.09	0.99	5.8	0.222	0.75	2.26	15.92	228	Clear	None
17:49	5	10	250	33.18	1.32	5.79	0.223	0.52	2.21	15.87	224.8	Clear	None
17:54	5	15	250	33.2	1.65	5.79	0.224	0.02	2.20	15.86	224.5	Clear	None

Constituent Sampled	Container	Number	Preservative
Total Dissolved Solids	500 mL Plastic	1	None
Cl, F, SO4	250 mL Plastic	1	None
RAD 9315/9320	1L Plastic	2	None
Appendix III/IV Metals	250 mL Plastic	1	HNO3

Comments:

Well Casing Volume Conversion

Well diameter (inches) = gallons per foot

1 = 0.04 1.5 = 0.09 2.5 = 0.26 3.5 = 0.50 6 = 1.47
1.25 = 0.06 2 = 0.16 3 = 0.37 4 = 0.65

Well Information

Well Location: AMA

Condition of Well: Good condition

Well Completion: Stick-up

Well Locked at Arrival: yes

Well Locked at Departure: yes

Key Number To Well: NA

ft-bmp = feet below measuring point
in = inches
ft = feet
mL/min = milliliters per minute
mS/cm = milliSiemens per centimeter
NTU = Nephelometric Turbidity Unit
mg/L = milligrams per liter

mV = milliv

Groundwater Gauging Well Inspection Report

ARCADIS

Project Location:	AMA AP-3, A, B and B'
Permit Number:	
Well ID:	PZ-04S
Person Gauging:	Jessica Ware
Date:	2/7/2022
Time:	11:25:00

			Yes	No	N/A
1	Location Identification:				
	a	Is the well visible and accessible?	☑	☐	☐
	b	Is the well properly identified with the correct well ID?	☑	☐	☐
	c	Is the well in a high traffic area and does the well require protection from traffic?	☐	☑	☐
	d	Is the drainage around the well acceptable? (no standing water, nor is well located in obvious drainage flow path)	☑	☐	☐
2	Protective Casing:				
	a	Is the protective casing free from apparent damage and able to be secured?	☑	☐	☐
	b	Is the casing free of degradation or deterioration?	☑	☐	☐
	c	Does the casing have a functioning weep hole?	☐	☐	☑
	d	Is the annular space between casings clear of debris and water, or filled with pea gravel/sand?	☑	☐	☐
3	Surface Pad				
	a	Is the well pad in good condition (not cracked or broken)?	☑	☐	☐
	b	Is the well pad sloped away from the protective casing?	☑	☐	☐
	c	Is the well pad in complete contact with the protective casing?	☑	☐	☐
	d	Is the well pad in complete contact with the ground surface and stable? (not undermined by erosion, animal burrows, and does not move when stepped on)	☑	☐	☐
	e	Is the pad surface clean (not covered with sediment or debris)?	☑	☐	☐
4	Internal Casing				
	a	Does the cap prevent entry of foreign material into the well?	☑	☐	☐
	b	Is the casing free of kinks or bends, or any obstructions from foreign objects (such as bailers)?	☑	☐	☐
	c	Is the well properly vented for equilibration of air pressure?	☑	☐	☐
	d	Is the survey point clearly marked on the inner casing?	☑	☐	☐
	e	Is the depth of the well consistent with the original well log?	☐	☐	☑
	f	Is the casing stable? (or does the pvc move easily when touched or can it be taken apart by hand due to lack of grout or use of slip couplings in construction)	☑	☐	☐
5	Sampling: Groundwater Wells Only:				
	a	Does well recharge adequately when purged?	☐	☐	☐
	b	If dedicated sampling equipment installed, is it in good condition and specified in the approved groundwater plan for the facility?	☐	☐	☐
	c	Does the well require redevelopment (low flow, turbid)?	☐	☐	☐
6	Based on your professional judgement, is the well construction / location:				
		appropriate to 1) achieve the objectives of the Groundwater Monitoring Program	☐	☐	☐
		and 2) comply with the applicable regulatory requirements?	☐	☐	☐
7	Corrective actions as needed, by date:				
8	Date by when corrective actions are needed:				

Groundwater Gauging Well Inspection Report

ARCADIS

Project Location:	AMA AP-3, A, B and B'
Permit Number:	
Well ID:	PZ-05S
Person Gauging:	Jessica Ware
Date:	2/7/2022
Time:	11:29:00

			Yes	No	N/A
1	Location Identification:				
	a	Is the well visible and accessible?	☑	☐	☐
	b	Is the well properly identified with the correct well ID?	☑	☐	☐
	c	Is the well in a high traffic area and does the well require protection from traffic?	☐	☑	☐
	d	Is the drainage around the well acceptable? (no standing water, nor is well located in obvious drainage flow path)	☑	☐	☐
2	Protective Casing:				
	a	Is the protective casing free from apparent damage and able to be secured?	☑	☐	☐
	b	Is the casing free of degradation or deterioration?	☑	☐	☐
	c	Does the casing have a functioning weep hole?	☐	☐	☑
	d	Is the annular space between casings clear of debris and water, or filled with pea gravel/sand?	☑	☐	☐
3	Surface Pad				
	a	Is the well pad in good condition (not cracked or broken)?	☑	☐	☐
	b	Is the well pad sloped away from the protective casing?	☐	☐	☑
	c	Is the well pad in complete contact with the protective casing?	☑	☐	☐
	d	Is the well pad in complete contact with the ground surface and stable? (not undermined by erosion, animal burrows, and does not move when stepped on)	☑	☐	☐
	e	Is the pad surface clean (not covered with sediment or debris)?	☑	☐	☐
4	Internal Casing				
	a	Does the cap prevent entry of foreign material into the well?	☑	☐	☐
	b	Is the casing free of kinks or bends, or any obstructions from foreign objects (such as bailers)?	☑	☐	☐
	c	Is the well properly vented for equilibration of air pressure?	☑	☐	☐
	d	Is the survey point clearly marked on the inner casing?	☑	☐	☐
	e	Is the depth of the well consistent with the original well log?	☐	☐	☑
	f	Is the casing stable? (or does the pvc move easily when touched or can it be taken apart by hand due to lack of grout or use of slip couplings in construction)	☑	☐	☐
5	Sampling: Groundwater Wells Only:				
	a	Does well recharge adequately when purged?	☐	☐	☐
	b	If dedicated sampling equipment installed, is it in good condition and specified in the approved groundwater plan for the facility?	☐	☐	☐
	c	Does the well require redevelopment (low flow, turbid)?	☐	☐	☐
6	Based on your professional judgement, is the well construction / location:				
		appropriate to 1) achieve the objectives of the Groundwater Monitoring Program	☑	☐	☐
		and 2) comply with the applicable regulatory requirements?	☑	☐	☐
7	Corrective actions as needed, by date:				
8	Date by when corrective actions are needed:				

Groundwater Gauging Well Inspection Report

ARCADIS

Project Location:	AMA AP-3, A, B and B'
Permit Number:	
Well ID:	YGWA-6I
Person Gauging:	Jessica Ware
Date:	2/7/2022
Time:	12:51:00

			Yes	No	N/A
1	Location Identification:				
	a	Is the well visible and accessible?	☑	☐	☐
	b	Is the well properly identified with the correct well ID?	☑	☐	☐
	c	Is the well in a high traffic area and does the well require protection from traffic?	☐	☑	☐
	d	Is the drainage around the well acceptable? (no standing water, nor is well located in obvious drainage flow path)	☑	☐	☐
2	Protective Casing:				
	a	Is the protective casing free from apparent damage and able to be secured?	☑	☐	☐
	b	Is the casing free of degradation or deterioration?	☑	☐	☐
	c	Does the casing have a functioning weep hole?	☐	☐	☑
	d	Is the annular space between casings clear of debris and water, or filled with pea gravel/sand?	☑	☐	☐
3	Surface Pad				
	a	Is the well pad in good condition (not cracked or broken)?	☑	☐	☐
	b	Is the well pad sloped away from the protective casing?	☐	☐	☑
	c	Is the well pad in complete contact with the protective casing?	☑	☐	☐
	d	Is the well pad in complete contact with the ground surface and stable? (not undermined by erosion, animal burrows, and does not move when stepped on)	☑	☐	☐
	e	Is the pad surface clean (not covered with sediment or debris)?	☑	☐	☐
4	Internal Casing				
	a	Does the cap prevent entry of foreign material into the well?	☑	☐	☐
	b	Is the casing free of kinks or bends, or any obstructions from foreign objects (such as bailers)?	☑	☐	☐
	c	Is the well properly vented for equilibration of air pressure?	☑	☐	☐
	d	Is the survey point clearly marked on the inner casing?	☑	☐	☐
	e	Is the depth of the well consistent with the original well log?	☐	☐	☑
	f	Is the casing stable? (or does the pvc move easily when touched or can it be taken apart by hand due to lack of grout or use of slip couplings in construction)	☑	☐	☐
5	Sampling: Groundwater Wells Only:				
	a	Does well recharge adequately when purged?	☐	☐	☐
	b	If dedicated sampling equipment installed, is it in good condition and specified in the approved groundwater plan for the facility?	☐	☐	☐
	c	Does the well require redevelopment (low flow, turbid)?	☐	☐	☐
6	Based on your professional judgement, is the well construction / location:				
		appropriate to 1) achieve the objectives of the Groundwater Monitoring Program	☑	☐	☐
		and 2) comply with the applicable regulatory requirements?	☑	☐	☐
7	Corrective actions as needed, by date:				
8	Date by when corrective actions are needed:				

Groundwater Gauging Well Inspection Report

ARCADIS

Project Location:	AMA AP-3, A, B and B'
Permit Number:	
Well ID:	YGWA-6S
Person Gauging:	Jessica Ware
Date:	2/7/2022
Time:	12:54:00

			Yes	No	N/A
1	Location Identification:				
	a	Is the well visible and accessible?	☑	☐	☐
	b	Is the well properly identified with the correct well ID?	☑	☐	☐
	c	Is the well in a high traffic area and does the well require protection from traffic?	☐	☑	☐
	d	Is the drainage around the well acceptable? (no standing water, nor is well located in obvious drainage flow path)	☑	☐	☐
2	Protective Casing:				
	a	Is the protective casing free from apparent damage and able to be secured?	☑	☐	☐
	b	Is the casing free of degradation or deterioration?	☑	☐	☐
	c	Does the casing have a functioning weep hole?	☐	☐	☑
	d	Is the annular space between casings clear of debris and water, or filled with pea gravel/sand?	☑	☐	☐
3	Surface Pad				
	a	Is the well pad in good condition (not cracked or broken)?	☑	☐	☐
	b	Is the well pad sloped away from the protective casing?	☐	☐	☑
	c	Is the well pad in complete contact with the protective casing?	☑	☐	☐
	d	Is the well pad in complete contact with the ground surface and stable? (not undermined by erosion, animal burrows, and does not move when stepped on)	☑	☐	☐
	e	Is the pad surface clean (not covered with sediment or debris)?	☑	☐	☐
4	Internal Casing				
	a	Does the cap prevent entry of foreign material into the well?	☑	☐	☐
	b	Is the casing free of kinks or bends, or any obstructions from foreign objects (such as bailers)?	☑	☐	☐
	c	Is the well properly vented for equilibration of air pressure?	☑	☐	☐
	d	Is the survey point clearly marked on the inner casing?	☑	☐	☐
	e	Is the depth of the well consistent with the original well log?	☐	☐	☑
	f	Is the casing stable? (or does the pvc move easily when touched or can it be taken apart by hand due to lack of grout or use of slip couplings in construction)	☑	☐	☐
5	Sampling: Groundwater Wells Only:				
	a	Does well recharge adequately when purged?	☐	☐	☐
	b	If dedicated sampling equipment installed, is it in good condition and specified in the approved groundwater plan for the facility?	☐	☐	☐
	c	Does the well require redevelopment (low flow, turbid)?	☐	☐	☐
6	Based on your professional judgement, is the well construction / location:				
		appropriate to 1) achieve the objectives of the Groundwater Monitoring Program	☑	☐	☐
		and 2) comply with the applicable regulatory requirements?	☑	☐	☐
7	Corrective actions as needed, by date:				
8	Date by when corrective actions are needed:				

Groundwater Gauging Well Inspection Report

ARCADIS

Project Location:	AMA AP-3, A, B and B'
Permit Number:	
Well ID:	PZ-06D
Person Gauging:	Jessica Ware
Date:	2/7/2022
Time:	12:56:00

			Yes	No	N/A
1	Location Identification:				
	a	Is the well visible and accessible?	☑	☐	☐
	b	Is the well properly identified with the correct well ID?	☑	☐	☐
	c	Is the well in a high traffic area and does the well require protection from traffic?	☐	☑	☐
	d	Is the drainage around the well acceptable? (no standing water, nor is well located in obvious drainage flow path)	☑	☐	☐
2	Protective Casing:				
	a	Is the protective casing free from apparent damage and able to be secured?	☑	☐	☐
	b	Is the casing free of degradation or deterioration?	☑	☐	☐
	c	Does the casing have a functioning weep hole?	☐	☐	☑
	d	Is the annular space between casings clear of debris and water, or filled with pea gravel/sand?	☑	☐	☐
3	Surface Pad				
	a	Is the well pad in good condition (not cracked or broken)?	☑	☐	☐
	b	Is the well pad sloped away from the protective casing?	☐	☐	☑
	c	Is the well pad in complete contact with the protective casing?	☑	☐	☐
	d	Is the well pad in complete contact with the ground surface and stable? (not undermined by erosion, animal burrows, and does not move when stepped on)	☑	☐	☐
	e	Is the pad surface clean (not covered with sediment or debris)?	☑	☐	☐
4	Internal Casing				
	a	Does the cap prevent entry of foreign material into the well?	☑	☐	☐
	b	Is the casing free of kinks or bends, or any obstructions from foreign objects (such as bailers)?	☑	☐	☐
	c	Is the well properly vented for equilibration of air pressure?	☑	☐	☐
	d	Is the survey point clearly marked on the inner casing?	☑	☐	☐
	e	Is the depth of the well consistent with the original well log?	☐	☐	☑
	f	Is the casing stable? (or does the pvc move easily when touched or can it be taken apart by hand due to lack of grout or use of slip couplings in construction)	☑	☐	☐
5	Sampling: Groundwater Wells Only:				
	a	Does well recharge adequately when purged?	☐	☐	☐
	b	If dedicated sampling equipment installed, is it in good condition and specified in the approved groundwater plan for the facility?	☐	☐	☐
	c	Does the well require redevelopment (low flow, turbid)?	☐	☐	☐
6	Based on your professional judgement, is the well construction / location:				
		appropriate to 1) achieve the objectives of the Groundwater Monitoring Program	☑	☐	☐
		and 2) comply with the applicable regulatory requirements?	☑	☐	☐
7	Corrective actions as needed, by date:				
8	Date by when corrective actions are needed:				

Groundwater Gauging Well Inspection Report

ARCADIS

Project Location:	AMA AP-3, A, B and B'
Permit Number:	
Well ID:	PZ-48
Person Gauging:	Jessica Ware
Date:	2/7/2022
Time:	13:01:00

			Yes	No	N/A
1	Location Identification:				
	a	Is the well visible and accessible?	☑	☐	☐
	b	Is the well properly identified with the correct well ID?	☑	☐	☐
	c	Is the well in a high traffic area and does the well require protection from traffic?	☐	☑	☐
	d	Is the drainage around the well acceptable? (no standing water, nor is well located in obvious drainage flow path)	☑	☐	☐
2	Protective Casing:				
	a	Is the protective casing free from apparent damage and able to be secured?	☑	☐	☐
	b	Is the casing free of degradation or deterioration?	☑	☐	☐
	c	Does the casing have a functioning weep hole?	☐	☑	☐
	d	Is the annular space between casings clear of debris and water, or filled with pea gravel/sand?	☑	☐	☐
3	Surface Pad				
	a	Is the well pad in good condition (not cracked or broken)?	☑	☐	☐
	b	Is the well pad sloped away from the protective casing?	☐	☐	☑
	c	Is the well pad in complete contact with the protective casing?	☑	☐	☐
	d	Is the well pad in complete contact with the ground surface and stable? (not undermined by erosion, animal burrows, and does not move when stepped on)	☑	☐	☐
	e	Is the pad surface clean (not covered with sediment or debris)?	☑	☐	☐
4	Internal Casing				
	a	Does the cap prevent entry of foreign material into the well?	☑	☐	☐
	b	Is the casing free of kinks or bends, or any obstructions from foreign objects (such as bailers)?	☑	☐	☐
	c	Is the well properly vented for equilibration of air pressure?	☑	☐	☐
	d	Is the survey point clearly marked on the inner casing?	☑	☐	☐
	e	Is the depth of the well consistent with the original well log?	☐	☐	☑
	f	Is the casing stable? (or does the pvc move easily when touched or can it be taken apart by hand due to lack of grout or use of slip couplings in construction)	☑	☐	☐
5	Sampling: Groundwater Wells Only:				
	a	Does well recharge adequately when purged?	☐	☐	☐
	b	If dedicated sampling equipment installed, is it in good condition and specified in the approved groundwater plan for the facility?	☐	☐	☐
	c	Does the well require redevelopment (low flow, turbid)?	☐	☐	☐
6	Based on your professional judgement, is the well construction / location:				
		appropriate to 1) achieve the objectives of the Groundwater Monitoring Program	☑	☐	☐
		and 2) comply with the applicable regulatory requirements?	☑	☐	☐
7	Corrective actions as needed, by date:				
8	Date by when corrective actions are needed:				

Groundwater Gauging Well Inspection Report

ARCADIS

Project Location:	AMA AP-3, A, B and B'
Permit Number:	
Well ID:	YGWC-49
Person Gauging:	Jessica Ware
Date:	2/7/2022
Time:	13:07:00

			Yes	No	N/A
1	Location Identification:				
	a	Is the well visible and accessible?	☑	☐	☐
	b	Is the well properly identified with the correct well ID?	☑	☐	☐
	c	Is the well in a high traffic area and does the well require protection from traffic?	☐	☑	☐
	d	Is the drainage around the well acceptable? (no standing water, nor is well located in obvious drainage flow path)	☑	☐	☐
2	Protective Casing:				
	a	Is the protective casing free from apparent damage and able to be secured?	☑	☐	☐
	b	Is the casing free of degradation or deterioration?	☑	☐	☐
	c	Does the casing have a functioning weep hole?	☑	☐	☐
	d	Is the annular space between casings clear of debris and water, or filled with pea gravel/sand?	☐	☐	☐
3	Surface Pad				
	a	Is the well pad in good condition (not cracked or broken)?	☑	☐	☐
	b	Is the well pad sloped away from the protective casing?	☐	☐	☑
	c	Is the well pad in complete contact with the protective casing?	☑	☐	☐
	d	Is the well pad in complete contact with the ground surface and stable? (not undermined by erosion, animal burrows, and does not move when stepped on)	☑	☐	☐
	e	Is the pad surface clean (not covered with sediment or debris)?	☑	☐	☐
4	Internal Casing				
	a	Does the cap prevent entry of foreign material into the well?	☑	☐	☐
	b	Is the casing free of kinks or bends, or any obstructions from foreign objects (such as bailers)?	☑	☐	☐
	c	Is the well properly vented for equilibration of air pressure?	☑	☐	☐
	d	Is the survey point clearly marked on the inner casing?	☑	☐	☐
	e	Is the depth of the well consistent with the original well log?	☐	☐	☑
	f	Is the casing stable? (or does the pvc move easily when touched or can it be taken apart by hand due to lack of grout or use of slip couplings in construction)	☑	☐	☐
5	Sampling: Groundwater Wells Only:				
	a	Does well recharge adequately when purged?	☐	☐	☐
	b	If dedicated sampling equipment installed, is it in good condition and specified in the approved groundwater plan for the facility?	☐	☐	☐
	c	Does the well require redevelopment (low flow, turbid)?	☐	☐	☐
6	Based on your professional judgement, is the well construction / location:				
		appropriate to 1) achieve the objectives of the Groundwater Monitoring Program	☑	☐	☐
		and 2) comply with the applicable regulatory requirements?	☑	☐	☐
7	Corrective actions as needed, by date:				
8	Date by when corrective actions are needed:				

Groundwater Gauging Well Inspection Report

ARCADIS

Project Location:	AMA AP-3, A, B and B'
Permit Number:	
Well ID:	PZ-24IA
Person Gauging:	Jessica Ware
Date:	2/7/2022
Time:	13:14:00

			Yes	No	N/A
1	Location Identification:				
	a	Is the well visible and accessible?	☑	☐	☐
	b	Is the well properly identified with the correct well ID?	☑	☐	☐
	c	Is the well in a high traffic area and does the well require protection from traffic?	☐	☑	☐
	d	Is the drainage around the well acceptable? (no standing water, nor is well located in obvious drainage flow path)	☑	☐	☐
2	Protective Casing:				
	a	Is the protective casing free from apparent damage and able to be secured?	☑	☐	☐
	b	Is the casing free of degradation or deterioration?	☑	☐	☐
	c	Does the casing have a functioning weep hole?	☐	☑	☐
	d	Is the annular space between casings clear of debris and water, or filled with pea gravel/sand?	☑	☐	☐
3	Surface Pad				
	a	Is the well pad in good condition (not cracked or broken)?	☑	☐	☐
	b	Is the well pad sloped away from the protective casing?	☐	☐	☑
	c	Is the well pad in complete contact with the protective casing?	☑	☐	☐
	d	Is the well pad in complete contact with the ground surface and stable? (not undermined by erosion, animal burrows, and does not move when stepped on)	☑	☐	☐
	e	Is the pad surface clean (not covered with sediment or debris)?	☑	☐	☐
4	Internal Casing				
	a	Does the cap prevent entry of foreign material into the well?	☑	☐	☐
	b	Is the casing free of kinks or bends, or any obstructions from foreign objects (such as bailers)?	☑	☐	☐
	c	Is the well properly vented for equilibration of air pressure?	☑	☐	☐
	d	Is the survey point clearly marked on the inner casing?	☑	☐	☐
	e	Is the depth of the well consistent with the original well log?	☐	☐	☑
	f	Is the casing stable? (or does the pvc move easily when touched or can it be taken apart by hand due to lack of grout or use of slip couplings in construction)	☑	☐	☐
5	Sampling: Groundwater Wells Only:				
	a	Does well recharge adequately when purged?	☐	☐	☐
	b	If dedicated sampling equipment installed, is it in good condition and specified in the approved groundwater plan for the facility?	☐	☐	☐
	c	Does the well require redevelopment (low flow, turbid)?	☐	☐	☐
6	Based on your professional judgement, is the well construction / location:				
		appropriate to 1) achieve the objectives of the Groundwater Monitoring Program	☑	☐	☐
		and 2) comply with the applicable regulatory requirements?	☑	☐	☐
7	Corrective actions as needed, by date:				
8	Date by when corrective actions are needed:				

Groundwater Gauging Well Inspection Report

ARCADIS

Project Location:	AMA AP-3, A, B and B'
Permit Number:	
Well ID:	YGWC-24SA
Person Gauging:	Jessica Ware
Date:	2/7/2022
Time:	13:17:00

			Yes	No	N/A
1	Location Identification:				
	a	Is the well visible and accessible?	☑	☐	☐
	b	Is the well properly identified with the correct well ID?	☑	☐	☐
	c	Is the well in a high traffic area and does the well require protection from traffic?	☐	☑	☐
	d	Is the drainage around the well acceptable? (no standing water, nor is well located in obvious drainage flow path)	☑	☐	☐
2	Protective Casing:				
	a	Is the protective casing free from apparent damage and able to be secured?	☑	☐	☐
	b	Is the casing free of degradation or deterioration?	☑	☐	☐
	c	Does the casing have a functioning weep hole?	☐	☑	☐
	d	Is the annular space between casings clear of debris and water, or filled with pea gravel/sand?	☐	☑	☐
3	Surface Pad				
	a	Is the well pad in good condition (not cracked or broken)?	☑	☐	☐
	b	Is the well pad sloped away from the protective casing?	☐	☐	☑
	c	Is the well pad in complete contact with the protective casing?	☑	☐	☐
	d	Is the well pad in complete contact with the ground surface and stable? (not undermined by erosion, animal burrows, and does not move when stepped on)	☑	☐	☐
	e	Is the pad surface clean (not covered with sediment or debris)?	☑	☐	☐
4	Internal Casing				
	a	Does the cap prevent entry of foreign material into the well?	☑	☐	☐
	b	Is the casing free of kinks or bends, or any obstructions from foreign objects (such as bailers)?	☑	☐	☐
	c	Is the well properly vented for equilibration of air pressure?	☑	☐	☐
	d	Is the survey point clearly marked on the inner casing?	☑	☐	☐
	e	Is the depth of the well consistent with the original well log?	☐	☐	☑
	f	Is the casing stable? (or does the pvc move easily when touched or can it be taken apart by hand due to lack of grout or use of slip couplings in construction)	☑	☐	☐
5	Sampling: Groundwater Wells Only:				
	a	Does well recharge adequately when purged?	☐	☐	☐
	b	If dedicated sampling equipment installed, is it in good condition and specified in the approved groundwater plan for the facility?	☐	☐	☐
	c	Does the well require redevelopment (low flow, turbid)?	☐	☐	☐
6	Based on your professional judgement, is the well construction / location:				
		appropriate to 1) achieve the objectives of the Groundwater Monitoring Program	☑	☐	☐
		and 2) comply with the applicable regulatory requirements?	☑	☐	☐
7	Corrective actions as needed, by date:				
8	Date by when corrective actions are needed:				

Groundwater Gauging Well Inspection Report

ARCADIS

Project Location:	AMA AP-3, A, B and B'
Permit Number:	
Well ID:	PZ-35
Person Gauging:	Jessica Ware
Date:	2/7/2022
Time:	13:27:00

			Yes	No	N/A
1	Location Identification:				
	a	Is the well visible and accessible?	☑	☐	☐
	b	Is the well properly identified with the correct well ID?	☑	☐	☐
	c	Is the well in a high traffic area and does the well require protection from traffic?	☐	☑	☐
	d	Is the drainage around the well acceptable? (no standing water, nor is well located in obvious drainage flow path)	☑	☐	☐
2	Protective Casing:				
	a	Is the protective casing free from apparent damage and able to be secured?	☑	☐	☐
	b	Is the casing free of degradation or deterioration?	☑	☐	☐
	c	Does the casing have a functioning weep hole?	☐	☑	☐
	d	Is the annular space between casings clear of debris and water, or filled with pea gravel/sand?	☑	☐	☐
3	Surface Pad				
	a	Is the well pad in good condition (not cracked or broken)?	☑	☐	☐
	b	Is the well pad sloped away from the protective casing?	☐	☐	☑
	c	Is the well pad in complete contact with the protective casing?	☑	☐	☐
	d	Is the well pad in complete contact with the ground surface and stable? (not undermined by erosion, animal burrows, and does not move when stepped on)	☑	☐	☐
	e	Is the pad surface clean (not covered with sediment or debris)?	☑	☐	☐
4	Internal Casing				
	a	Does the cap prevent entry of foreign material into the well?	☑	☐	☐
	b	Is the casing free of kinks or bends, or any obstructions from foreign objects (such as bailers)?	☑	☐	☐
	c	Is the well properly vented for equilibration of air pressure?	☑	☐	☐
	d	Is the survey point clearly marked on the inner casing?	☑	☐	☐
	e	Is the depth of the well consistent with the original well log?	☐	☐	☑
	f	Is the casing stable? (or does the pvc move easily when touched or can it be taken apart by hand due to lack of grout or use of slip couplings in construction)	☑	☐	☐
5	Sampling: Groundwater Wells Only:				
	a	Does well recharge adequately when purged?	☐	☐	☐
	b	If dedicated sampling equipment installed, is it in good condition and specified in the approved groundwater plan for the facility?	☐	☐	☐
	c	Does the well require redevelopment (low flow, turbid)?	☐	☐	☐
6	Based on your professional judgement, is the well construction / location:				
		appropriate to 1) achieve the objectives of the Groundwater Monitoring Program	☑	☐	☐
		and 2) comply with the applicable regulatory requirements?	☑	☐	☐
7	Corrective actions as needed, by date:				
8	Date by when corrective actions are needed:				

Groundwater Gauging Well Inspection Report

ARCADIS

Project Location:	AMA AP-3, A, B and B'
Permit Number:	
Well ID:	YAMW-1
Person Gauging:	Jessica Ware
Date:	2/7/2022
Time:	13:23:00

			Yes	No	N/A
1	Location Identification:				
	a	Is the well visible and accessible?	☑	☐	☐
	b	Is the well properly identified with the correct well ID?	☑	☐	☐
	c	Is the well in a high traffic area and does the well require protection from traffic?	☐	☑	☐
	d	Is the drainage around the well acceptable? (no standing water, nor is well located in obvious drainage flow path)	☑	☐	☐
2	Protective Casing:				
	a	Is the protective casing free from apparent damage and able to be secured?	☑	☐	☐
	b	Is the casing free of degradation or deterioration?	☑	☐	☐
	c	Does the casing have a functioning weep hole?	☑	☐	☐
	d	Is the annular space between casings clear of debris and water, or filled with pea gravel/sand?	☑	☐	☐
3	Surface Pad				
	a	Is the well pad in good condition (not cracked or broken)?	☑	☐	☐
	b	Is the well pad sloped away from the protective casing?	☐	☐	☑
	c	Is the well pad in complete contact with the protective casing?	☑	☐	☐
	d	Is the well pad in complete contact with the ground surface and stable? (not undermined by erosion, animal burrows, and does not move when stepped on)	☑	☐	☐
	e	Is the pad surface clean (not covered with sediment or debris)?	☑	☐	☐
4	Internal Casing				
	a	Does the cap prevent entry of foreign material into the well?	☑	☐	☐
	b	Is the casing free of kinks or bends, or any obstructions from foreign objects (such as bailers)?	☐	☐	☑
	c	Is the well properly vented for equilibration of air pressure?	☑	☐	☐
	d	Is the survey point clearly marked on the inner casing?	☑	☐	☐
	e	Is the depth of the well consistent with the original well log?	☑	☐	☐
	f	Is the casing stable? (or does the pvc move easily when touched or can it be taken apart by hand due to lack of grout or use of slip couplings in construction)	☐	☐	☐
5	Sampling: Groundwater Wells Only:				
	a	Does well recharge adequately when purged?	☐	☐	☐
	b	If dedicated sampling equipment installed, is it in good condition and specified in the approved groundwater plan for the facility?	☐	☐	☐
	c	Does the well require redevelopment (low flow, turbid)?	☐	☐	☐
6	Based on your professional judgement, is the well construction / location:				
		appropriate to 1) achieve the objectives of the Groundwater Monitoring Program	☑	☐	☐
		and 2) comply with the applicable regulatory requirements?	☑	☐	☐
7	Corrective actions as needed, by date:				
8	Date by when corrective actions are needed:				

Groundwater Gauging Well Inspection Report

ARCADIS

Project Location:	AMA R6 CCR Landfill
Permit Number:	
Well ID:	YGWC-36A
Person Gauging:	Jessica Ware
Date:	2/7/2022
Time:	13:31:00

			Yes	No	N/A
1	Location Identification:				
	a	Is the well visible and accessible?	☑	☐	☐
	b	Is the well properly identified with the correct well ID?	☑	☐	☐
	c	Is the well in a high traffic area and does the well require protection from traffic?	☐	☑	☐
	d	Is the drainage around the well acceptable? (no standing water, nor is well located in obvious drainage flow path)	☑	☐	☐
2	Protective Casing:				
	a	Is the protective casing free from apparent damage and able to be secured?	☑	☐	☐
	b	Is the casing free of degradation or deterioration?	☑	☐	☐
	c	Does the casing have a functioning weep hole?	☑	☐	☐
	d	Is the annular space between casings clear of debris and water, or filled with pea gravel/sand?	☑	☐	☐
3	Surface Pad				
	a	Is the well pad in good condition (not cracked or broken)?	☑	☐	☐
	b	Is the well pad sloped away from the protective casing?	☐	☐	☑
	c	Is the well pad in complete contact with the protective casing?	☑	☐	☐
	d	Is the well pad in complete contact with the ground surface and stable? (not undermined by erosion, animal burrows, and does not move when stepped on)	☑	☐	☐
	e	Is the pad surface clean (not covered with sediment or debris)?	☑	☐	☐
4	Internal Casing				
	a	Does the cap prevent entry of foreign material into the well?	☑	☐	☐
	b	Is the casing free of kinks or bends, or any obstructions from foreign objects (such as bailers)?	☑	☐	☐
	c	Is the well properly vented for equilibration of air pressure?	☑	☐	☐
	d	Is the survey point clearly marked on the inner casing?	☑	☐	☐
	e	Is the depth of the well consistent with the original well log?	☐	☐	☑
	f	Is the casing stable? (or does the pvc move easily when touched or can it be taken apart by hand due to lack of grout or use of slip couplings in construction)	☑	☐	☐
5	Sampling: Groundwater Wells Only:				
	a	Does well recharge adequately when purged?	☐	☐	☐
	b	If dedicated sampling equipment installed, is it in good condition and specified in the approved groundwater plan for the facility?	☐	☐	☐
	c	Does the well require redevelopment (low flow, turbid)?	☐	☐	☐
6	Based on your professional judgement, is the well construction / location:				
		appropriate to 1) achieve the objectives of the Groundwater Monitoring Program	☑	☐	☐
		and 2) comply with the applicable regulatory requirements?	☑	☐	☐
7	Corrective actions as needed, by date:				
	Label only says “YGWC-36” missing “36A”				
8	Date by when corrective actions are needed:				

Groundwater Gauging Well Inspection Report

ARCADIS

Project Location:	AMA R6 CCR Landfill
Permit Number:	
Well ID:	YAMW-3
Person Gauging:	Jessica Ware
Date:	2/7/2022
Time:	13:44:00

			Yes	No	N/A
1	Location Identification:				
	a	Is the well visible and accessible?	☑	☐	☐
	b	Is the well properly identified with the correct well ID?	☑	☐	☐
	c	Is the well in a high traffic area and does the well require protection from traffic?	☐	☑	☐
	d	Is the drainage around the well acceptable? (no standing water, nor is well located in obvious drainage flow path)	☑	☐	☐
2	Protective Casing:				
	a	Is the protective casing free from apparent damage and able to be secured?	☑	☐	☐
	b	Is the casing free of degradation or deterioration?	☑	☐	☐
	c	Does the casing have a functioning weep hole?	☐	☑	☐
	d	Is the annular space between casings clear of debris and water, or filled with pea gravel/sand?	☑	☐	☐
3	Surface Pad				
	a	Is the well pad in good condition (not cracked or broken)?	☑	☐	☐
	b	Is the well pad sloped away from the protective casing?	☐	☐	☑
	c	Is the well pad in complete contact with the protective casing?	☑	☐	☐
	d	Is the well pad in complete contact with the ground surface and stable? (not undermined by erosion, animal burrows, and does not move when stepped on)	☑	☐	☐
	e	Is the pad surface clean (not covered with sediment or debris)?	☑	☐	☐
4	Internal Casing				
	a	Does the cap prevent entry of foreign material into the well?	☑	☐	☐
	b	Is the casing free of kinks or bends, or any obstructions from foreign objects (such as bailers)?	☑	☐	☐
	c	Is the well properly vented for equilibration of air pressure?	☑	☐	☐
	d	Is the survey point clearly marked on the inner casing?	☑	☐	☐
	e	Is the depth of the well consistent with the original well log?	☐	☐	☑
	f	Is the casing stable? (or does the pvc move easily when touched or can it be taken apart by hand due to lack of grout or use of slip couplings in construction)	☑	☐	☐
5	Sampling: Groundwater Wells Only:				
	a	Does well recharge adequately when purged?	☐	☐	☐
	b	If dedicated sampling equipment installed, is it in good condition and specified in the approved groundwater plan for the facility?	☐	☐	☐
	c	Does the well require redevelopment (low flow, turbid)?	☐	☐	☐
6	Based on your professional judgement, is the well construction / location:				
		appropriate to 1) achieve the objectives of the Groundwater Monitoring Program	☑	☐	☐
		and 2) comply with the applicable regulatory requirements?	☑	☐	☐
7	Corrective actions as needed, by date:				
8	Date by when corrective actions are needed:				

Groundwater Gauging Well Inspection Report

ARCADIS

Project Location:	AMA R6 CCR Landfill
Permit Number:	
Well ID:	YGWC-42
Person Gauging:	Jessica Ware
Date:	2/7/2022
Time:	13:47:00

			Yes	No	N/A
1	Location Identification:				
	a	Is the well visible and accessible?	☑	☐	☐
	b	Is the well properly identified with the correct well ID?	☑	☐	☐
	c	Is the well in a high traffic area and does the well require protection from traffic?	☐	☑	☐
	d	Is the drainage around the well acceptable? (no standing water, nor is well located in obvious drainage flow path)	☑	☐	☐
2	Protective Casing:				
	a	Is the protective casing free from apparent damage and able to be secured?	☑	☐	☐
	b	Is the casing free of degradation or deterioration?	☑	☐	☐
	c	Does the casing have a functioning weep hole?	☑	☐	☐
	d	Is the annular space between casings clear of debris and water, or filled with pea gravel/sand?	☑	☐	☐
3	Surface Pad				
	a	Is the well pad in good condition (not cracked or broken)?	☑	☐	☐
	b	Is the well pad sloped away from the protective casing?	☐	☐	☑
	c	Is the well pad in complete contact with the protective casing?	☑	☐	☐
	d	Is the well pad in complete contact with the ground surface and stable? (not undermined by erosion, animal burrows, and does not move when stepped on)	☑	☐	☐
	e	Is the pad surface clean (not covered with sediment or debris)?	☑	☐	☐
4	Internal Casing				
	a	Does the cap prevent entry of foreign material into the well?	☑	☐	☐
	b	Is the casing free of kinks or bends, or any obstructions from foreign objects (such as bailers)?	☑	☐	☐
	c	Is the well properly vented for equilibration of air pressure?	☑	☐	☐
	d	Is the survey point clearly marked on the inner casing?	☑	☐	☐
	e	Is the depth of the well consistent with the original well log?	☐	☐	☑
	f	Is the casing stable? (or does the pvc move easily when touched or can it be taken apart by hand due to lack of grout or use of slip couplings in construction)	☑	☐	☐
5	Sampling: Groundwater Wells Only:				
	a	Does well recharge adequately when purged?	☐	☐	☐
	b	If dedicated sampling equipment installed, is it in good condition and specified in the approved groundwater plan for the facility?	☐	☐	☐
	c	Does the well require redevelopment (low flow, turbid)?	☐	☐	☐
6	Based on your professional judgement, is the well construction / location:				
		appropriate to 1) achieve the objectives of the Groundwater Monitoring Program	☑	☐	☐
		and 2) comply with the applicable regulatory requirements?	☑	☐	☐
7	Corrective actions as needed, by date:				
8	Date by when corrective actions are needed:				

Groundwater Gauging Well Inspection Report

ARCADIS

Project Location:	AMA R6 CCR Landfill
Permit Number:	
Well ID:	YAMW-4
Person Gauging:	Jessica Ware
Date:	2/7/2022
Time:	13:52:00

			Yes	No	N/A
1	Location Identification:				
	a	Is the well visible and accessible?	☑	☐	☐
	b	Is the well properly identified with the correct well ID?	☑	☐	☐
	c	Is the well in a high traffic area and does the well require protection from traffic?	☐	☑	☐
	d	Is the drainage around the well acceptable? (no standing water, nor is well located in obvious drainage flow path)	☑	☐	☐
2	Protective Casing:				
	a	Is the protective casing free from apparent damage and able to be secured?	☑	☐	☐
	b	Is the casing free of degradation or deterioration?	☑	☐	☐
	c	Does the casing have a functioning weep hole?	☑	☐	☐
	d	Is the annular space between casings clear of debris and water, or filled with pea gravel/sand?	☑	☐	☐
3	Surface Pad				
	a	Is the well pad in good condition (not cracked or broken)?	☑	☐	☐
	b	Is the well pad sloped away from the protective casing?	☐	☐	☑
	c	Is the well pad in complete contact with the protective casing?	☑	☐	☐
	d	Is the well pad in complete contact with the ground surface and stable? (not undermined by erosion, animal burrows, and does not move when stepped on)	☑	☐	☐
	e	Is the pad surface clean (not covered with sediment or debris)?	☑	☐	☐
4	Internal Casing				
	a	Does the cap prevent entry of foreign material into the well?	☑	☐	☐
	b	Is the casing free of kinks or bends, or any obstructions from foreign objects (such as bailers)?	☑	☐	☐
	c	Is the well properly vented for equilibration of air pressure?	☑	☐	☐
	d	Is the survey point clearly marked on the inner casing?	☑	☐	☐
	e	Is the depth of the well consistent with the original well log?	☐	☐	☑
	f	Is the casing stable? (or does the pvc move easily when touched or can it be taken apart by hand due to lack of grout or use of slip couplings in construction)	☑	☐	☐
5	Sampling: Groundwater Wells Only:				
	a	Does well recharge adequately when purged?	☐	☐	☐
	b	If dedicated sampling equipment installed, is it in good condition and specified in the approved groundwater plan for the facility?	☐	☐	☐
	c	Does the well require redevelopment (low flow, turbid)?	☐	☐	☐
6	Based on your professional judgement, is the well construction / location:				
		appropriate to 1) achieve the objectives of the Groundwater Monitoring Program	☑	☐	☐
		and 2) comply with the applicable regulatory requirements?	☑	☐	☐
7	Corrective actions as needed, by date:				
8	Date by when corrective actions are needed:				

Groundwater Gauging Well Inspection Report

ARCADIS

Project Location:	AMA R6 CCR Landfill
Permit Number:	
Well ID:	YGWC-41
Person Gauging:	Jessica Ware
Date:	2/7/2022
Time:	13:55:00

			Yes	No	N/A
1	Location Identification:				
	a	Is the well visible and accessible?	☑	☐	☐
	b	Is the well properly identified with the correct well ID?	☑	☐	☐
	c	Is the well in a high traffic area and does the well require protection from traffic?	☐	☑	☐
	d	Is the drainage around the well acceptable? (no standing water, nor is well located in obvious drainage flow path)	☑	☐	☐
2	Protective Casing:				
	a	Is the protective casing free from apparent damage and able to be secured?	☑	☐	☐
	b	Is the casing free of degradation or deterioration?	☑	☐	☐
	c	Does the casing have a functioning weep hole?	☑	☐	☐
	d	Is the annular space between casings clear of debris and water, or filled with pea gravel/sand?	☑	☐	☐
3	Surface Pad				
	a	Is the well pad in good condition (not cracked or broken)?	☑	☐	☐
	b	Is the well pad sloped away from the protective casing?	☐	☐	☑
	c	Is the well pad in complete contact with the protective casing?	☑	☐	☐
	d	Is the well pad in complete contact with the ground surface and stable? (not undermined by erosion, animal burrows, and does not move when stepped on)	☑	☐	☐
	e	Is the pad surface clean (not covered with sediment or debris)?	☑	☐	☐
4	Internal Casing				
	a	Does the cap prevent entry of foreign material into the well?	☑	☐	☐
	b	Is the casing free of kinks or bends, or any obstructions from foreign objects (such as bailers)?	☑	☐	☐
	c	Is the well properly vented for equilibration of air pressure?	☑	☐	☐
	d	Is the survey point clearly marked on the inner casing?	☑	☐	☐
	e	Is the depth of the well consistent with the original well log?	☐	☐	☑
	f	Is the casing stable? (or does the pvc move easily when touched or can it be taken apart by hand due to lack of grout or use of slip couplings in construction)	☑	☐	☐
5	Sampling: Groundwater Wells Only:				
	a	Does well recharge adequately when purged?	☐	☐	☐
	b	If dedicated sampling equipment installed, is it in good condition and specified in the approved groundwater plan for the facility?	☐	☐	☐
	c	Does the well require redevelopment (low flow, turbid)?	☐	☐	☐
6	Based on your professional judgement, is the well construction / location:				
		appropriate to 1) achieve the objectives of the Groundwater Monitoring Program	☑	☐	☐
		and 2) comply with the applicable regulatory requirements?	☑	☐	☐
7	Corrective actions as needed, by date:				
8	Date by when corrective actions are needed:				

Groundwater Gauging Well Inspection Report

ARCADIS

Project Location:	AMA R6 CCR Landfill
Permit Number:	
Well ID:	PZ-52D
Person Gauging:	Jessica Ware
Date:	2/7/2022
Time:	14:22:00

			Yes	No	N/A
1	Location Identification:				
	a	Is the well visible and accessible?	☑	☐	☐
	b	Is the well properly identified with the correct well ID?	☑	☐	☐
	c	Is the well in a high traffic area and does the well require protection from traffic?	☐	☑	☐
	d	Is the drainage around the well acceptable? (no standing water, nor is well located in obvious drainage flow path)	☑	☐	☐
2	Protective Casing:				
	a	Is the protective casing free from apparent damage and able to be secured?	☑	☐	☐
	b	Is the casing free of degradation or deterioration?	☑	☐	☐
	c	Does the casing have a functioning weep hole?	☑	☐	☐
	d	Is the annular space between casings clear of debris and water, or filled with pea gravel/sand?	☑	☐	☐
3	Surface Pad				
	a	Is the well pad in good condition (not cracked or broken)?	☑	☐	☐
	b	Is the well pad sloped away from the protective casing?	☐	☐	☑
	c	Is the well pad in complete contact with the protective casing?	☑	☐	☐
	d	Is the well pad in complete contact with the ground surface and stable? (not undermined by erosion, animal burrows, and does not move when stepped on)	☑	☐	☐
	e	Is the pad surface clean (not covered with sediment or debris)?	☑	☐	☐
4	Internal Casing				
	a	Does the cap prevent entry of foreign material into the well?	☑	☐	☐
	b	Is the casing free of kinks or bends, or any obstructions from foreign objects (such as bailers)?	☑	☐	☐
	c	Is the well properly vented for equilibration of air pressure?	☑	☐	☐
	d	Is the survey point clearly marked on the inner casing?	☑	☐	☐
	e	Is the depth of the well consistent with the original well log?	☐	☐	☑
	f	Is the casing stable? (or does the pvc move easily when touched or can it be taken apart by hand due to lack of grout or use of slip couplings in construction)	☑	☐	☐
5	Sampling: Groundwater Wells Only:				
	a	Does well recharge adequately when purged?	☐	☐	☐
	b	If dedicated sampling equipment installed, is it in good condition and specified in the approved groundwater plan for the facility?	☐	☐	☐
	c	Does the well require redevelopment (low flow, turbid)?	☐	☐	☐
6	Based on your professional judgement, is the well construction / location:				
		appropriate to 1) achieve the objectives of the Groundwater Monitoring Program	☑	☐	☐
		and 2) comply with the applicable regulatory requirements?	☑	☐	☐
7	Corrective actions as needed, by date:				
8	Date by when corrective actions are needed:				

Groundwater Gauging Well Inspection Report

ARCADIS

Project Location:	AMA R6 CCR Landfill
Permit Number:	
Well ID:	PZ-53D
Person Gauging:	Jessica Ware
Date:	2/7/2022
Time:	14:18:00

			Yes	No	N/A
1	Location Identification:				
	a	Is the well visible and accessible?	☑	☐	☐
	b	Is the well properly identified with the correct well ID?	☑	☐	☐
	c	Is the well in a high traffic area and does the well require protection from traffic?	☐	☑	☐
	d	Is the drainage around the well acceptable? (no standing water, nor is well located in obvious drainage flow path)	☑	☐	☐
2	Protective Casing:				
	a	Is the protective casing free from apparent damage and able to be secured?	☑	☐	☐
	b	Is the casing free of degradation or deterioration?	☑	☐	☐
	c	Does the casing have a functioning weep hole?	☑	☐	☐
	d	Is the annular space between casings clear of debris and water, or filled with pea gravel/sand?	☑	☐	☐
3	Surface Pad				
	a	Is the well pad in good condition (not cracked or broken)?	☑	☐	☐
	b	Is the well pad sloped away from the protective casing?	☐	☐	☑
	c	Is the well pad in complete contact with the protective casing?	☑	☐	☐
	d	Is the well pad in complete contact with the ground surface and stable? (not undermined by erosion, animal burrows, and does not move when stepped on)	☑	☐	☐
	e	Is the pad surface clean (not covered with sediment or debris)?	☑	☐	☐
4	Internal Casing				
	a	Does the cap prevent entry of foreign material into the well?	☑	☐	☐
	b	Is the casing free of kinks or bends, or any obstructions from foreign objects (such as bailers)?	☑	☐	☐
	c	Is the well properly vented for equilibration of air pressure?	☑	☐	☐
	d	Is the survey point clearly marked on the inner casing?	☑	☐	☐
	e	Is the depth of the well consistent with the original well log?	☐	☐	☑
	f	Is the casing stable? (or does the pvc move easily when touched or can it be taken apart by hand due to lack of grout or use of slip couplings in construction)	☑	☐	☐
5	Sampling: Groundwater Wells Only:				
	a	Does well recharge adequately when purged?	☐	☐	☐
	b	If dedicated sampling equipment installed, is it in good condition and specified in the approved groundwater plan for the facility?	☐	☐	☐
	c	Does the well require redevelopment (low flow, turbid)?	☐	☐	☐
6	Based on your professional judgement, is the well construction / location:				
		appropriate to 1) achieve the objectives of the Groundwater Monitoring Program	☑	☐	☐
		and 2) comply with the applicable regulatory requirements?	☑	☐	☐
7	Corrective actions as needed, by date:				
8	Date by when corrective actions are needed:				

Groundwater Gauging Well Inspection Report

ARCADIS

Project Location:	AMA AP-3, A, B and B'
Permit Number:	
Well ID:	PZ-37D
Person Gauging:	Jessica Ware
Date:	2/7/2022
Time:	14:23:00

			Yes	No	N/A
1	Location Identification:				
	a	Is the well visible and accessible?	☑	☐	☐
	b	Is the well properly identified with the correct well ID?	☑	☐	☐
	c	Is the well in a high traffic area and does the well require protection from traffic?	☐	☑	☐
	d	Is the drainage around the well acceptable? (no standing water, nor is well located in obvious drainage flow path)	☑	☐	☐
2	Protective Casing:				
	a	Is the protective casing free from apparent damage and able to be secured?	☑	☐	☐
	b	Is the casing free of degradation or deterioration?	☑	☐	☐
	c	Does the casing have a functioning weep hole?	☑	☐	☐
	d	Is the annular space between casings clear of debris and water, or filled with pea gravel/sand?	☑	☐	☐
3	Surface Pad				
	a	Is the well pad in good condition (not cracked or broken)?	☑	☐	☐
	b	Is the well pad sloped away from the protective casing?	☑	☐	☐
	c	Is the well pad in complete contact with the protective casing?	☑	☐	☐
	d	Is the well pad in complete contact with the ground surface and stable? (not undermined by erosion, animal burrows, and does not move when stepped on)	☐	☐	☑
	e	Is the pad surface clean (not covered with sediment or debris)?	☑	☐	☐
4	Internal Casing				
	a	Does the cap prevent entry of foreign material into the well?	☑	☐	☐
	b	Is the casing free of kinks or bends, or any obstructions from foreign objects (such as bailers)?	☑	☐	☐
	c	Is the well properly vented for equilibration of air pressure?	☑	☐	☐
	d	Is the survey point clearly marked on the inner casing?	☑	☐	☐
	e	Is the depth of the well consistent with the original well log?	☐	☐	☑
	f	Is the casing stable? (or does the pvc move easily when touched or can it be taken apart by hand due to lack of grout or use of slip couplings in construction)	☑	☐	☐
5	Sampling: Groundwater Wells Only:				
	a	Does well recharge adequately when purged?	☐	☐	☐
	b	If dedicated sampling equipment installed, is it in good condition and specified in the approved groundwater plan for the facility?	☐	☐	☐
	c	Does the well require redevelopment (low flow, turbid)?	☐	☐	☐
6	Based on your professional judgement, is the well construction / location:				
		appropriate to 1) achieve the objectives of the Groundwater Monitoring Program	☑	☐	☐
		and 2) comply with the applicable regulatory requirements?	☑	☐	☐
7	Corrective actions as needed, by date:				
8	Date by when corrective actions are needed:				

Groundwater Gauging Well Inspection Report

ARCADIS

Project Location:	AMA R6 CCR Landfill
Permit Number:	
Well ID:	PZ-37
Person Gauging:	Jessica Ware
Date:	2/7/2022
Time:	14:26:00

			Yes	No	N/A
1	Location Identification:				
	a	Is the well visible and accessible?	☑	☐	☐
	b	Is the well properly identified with the correct well ID?	☑	☐	☐
	c	Is the well in a high traffic area and does the well require protection from traffic?	☐	☐	☑
	d	Is the drainage around the well acceptable? (no standing water, nor is well located in obvious drainage flow path)	☑	☐	☐
2	Protective Casing:				
	a	Is the protective casing free from apparent damage and able to be secured?	☑	☐	☐
	b	Is the casing free of degradation or deterioration?	☑	☐	☐
	c	Does the casing have a functioning weep hole?	☑	☐	☐
	d	Is the annular space between casings clear of debris and water, or filled with pea gravel/sand?	☐	☐	☑
3	Surface Pad				
	a	Is the well pad in good condition (not cracked or broken)?	☑	☐	☐
	b	Is the well pad sloped away from the protective casing?	☐	☐	☑
	c	Is the well pad in complete contact with the protective casing?	☑	☐	☐
	d	Is the well pad in complete contact with the ground surface and stable? (not undermined by erosion, animal burrows, and does not move when stepped on)	☑	☐	☐
	e	Is the pad surface clean (not covered with sediment or debris)?	☑	☐	☐
4	Internal Casing				
	a	Does the cap prevent entry of foreign material into the well?	☑	☐	☐
	b	Is the casing free of kinks or bends, or any obstructions from foreign objects (such as bailers)?	☑	☐	☐
	c	Is the well properly vented for equilibration of air pressure?	☑	☐	☐
	d	Is the survey point clearly marked on the inner casing?	☑	☐	☐
	e	Is the depth of the well consistent with the original well log?	☐	☐	☑
	f	Is the casing stable? (or does the pvc move easily when touched or can it be taken apart by hand due to lack of grout or use of slip couplings in construction)	☑	☐	☐
5	Sampling: Groundwater Wells Only:				
	a	Does well recharge adequately when purged?	☐	☐	☐
	b	If dedicated sampling equipment installed, is it in good condition and specified in the approved groundwater plan for the facility?	☐	☐	☐
	c	Does the well require redevelopment (low flow, turbid)?	☐	☐	☐
6	Based on your professional judgement, is the well construction / location:				
		appropriate to 1) achieve the objectives of the Groundwater Monitoring Program	☑	☐	☐
		and 2) comply with the applicable regulatory requirements?	☑	☐	☐
7	Corrective actions as needed, by date:				
8	Date by when corrective actions are needed:				

Groundwater Gauging Well Inspection Report

ARCADIS

Project Location:	AMA R6 CCR Landfill
Permit Number:	
Well ID:	YAMW-5
Person Gauging:	Jessica Ware
Date:	2/7/2022
Time:	14:40:00

			Yes	No	N/A
1	Location Identification:				
	a	Is the well visible and accessible?	☑	☐	☐
	b	Is the well properly identified with the correct well ID?	☑	☐	☐
	c	Is the well in a high traffic area and does the well require protection from traffic?	☐	☑	☐
	d	Is the drainage around the well acceptable? (no standing water, nor is well located in obvious drainage flow path)	☑	☐	☐
2	Protective Casing:				
	a	Is the protective casing free from apparent damage and able to be secured?	☑	☐	☐
	b	Is the casing free of degradation or deterioration?	☑	☐	☐
	c	Does the casing have a functioning weep hole?	☑	☐	☐
	d	Is the annular space between casings clear of debris and water, or filled with pea gravel/sand?	☑	☐	☐
3	Surface Pad				
	a	Is the well pad in good condition (not cracked or broken)?	☑	☐	☐
	b	Is the well pad sloped away from the protective casing?	☑	☐	☐
	c	Is the well pad in complete contact with the protective casing?	☑	☐	☐
	d	Is the well pad in complete contact with the ground surface and stable? (not undermined by erosion, animal burrows, and does not move when stepped on)	☑	☐	☐
	e	Is the pad surface clean (not covered with sediment or debris)?	☑	☐	☐
4	Internal Casing				
	a	Does the cap prevent entry of foreign material into the well?	☑	☐	☐
	b	Is the casing free of kinks or bends, or any obstructions from foreign objects (such as bailers)?	☑	☐	☐
	c	Is the well properly vented for equilibration of air pressure?	☑	☐	☐
	d	Is the survey point clearly marked on the inner casing?	☑	☐	☐
	e	Is the depth of the well consistent with the original well log?	☐	☐	☑
	f	Is the casing stable? (or does the pvc move easily when touched or can it be taken apart by hand due to lack of grout or use of slip couplings in construction)	☑	☐	☐
5	Sampling: Groundwater Wells Only:				
	a	Does well recharge adequately when purged?	☐	☐	☐
	b	If dedicated sampling equipment installed, is it in good condition and specified in the approved groundwater plan for the facility?	☐	☐	☐
	c	Does the well require redevelopment (low flow, turbid)?	☐	☐	☐
6	Based on your professional judgement, is the well construction / location:				
		appropriate to 1) achieve the objectives of the Groundwater Monitoring Program	☑	☐	☐
		and 2) comply with the applicable regulatory requirements?	☑	☐	☐
7	Corrective actions as needed, by date:				
8	Date by when corrective actions are needed:				

Groundwater Gauging Well Inspection Report

ARCADIS

Project Location:	AMA R6 CCR Landfill
Permit Number:	
Well ID:	YGWC-38
Person Gauging:	Jessica Ware
Date:	2/7/2022
Time:	14:33:00

			Yes	No	N/A
1	Location Identification:				
	a	Is the well visible and accessible?	☑	☐	☐
	b	Is the well properly identified with the correct well ID?	☑	☐	☐
	c	Is the well in a high traffic area and does the well require protection from traffic?	☐	☑	☐
	d	Is the drainage around the well acceptable? (no standing water, nor is well located in obvious drainage flow path)	☑	☐	☐
2	Protective Casing:				
	a	Is the protective casing free from apparent damage and able to be secured?	☑	☐	☐
	b	Is the casing free of degradation or deterioration?	☑	☐	☐
	c	Does the casing have a functioning weep hole?	☑	☐	☐
	d	Is the annular space between casings clear of debris and water, or filled with pea gravel/sand?	☑	☐	☐
3	Surface Pad				
	a	Is the well pad in good condition (not cracked or broken)?	☑	☐	☐
	b	Is the well pad sloped away from the protective casing?	☑	☐	☐
	c	Is the well pad in complete contact with the protective casing?	☑	☐	☐
	d	Is the well pad in complete contact with the ground surface and stable? (not undermined by erosion, animal burrows, and does not move when stepped on)	☑	☐	☐
	e	Is the pad surface clean (not covered with sediment or debris)?	☑	☐	☐
4	Internal Casing				
	a	Does the cap prevent entry of foreign material into the well?	☑	☐	☐
	b	Is the casing free of kinks or bends, or any obstructions from foreign objects (such as bailers)?	☑	☐	☐
	c	Is the well properly vented for equilibration of air pressure?	☑	☐	☐
	d	Is the survey point clearly marked on the inner casing?	☑	☐	☐
	e	Is the depth of the well consistent with the original well log?	☐	☐	☑
	f	Is the casing stable? (or does the pvc move easily when touched or can it be taken apart by hand due to lack of grout or use of slip couplings in construction)	☑	☐	☐
5	Sampling: Groundwater Wells Only:				
	a	Does well recharge adequately when purged?	☐	☐	☐
	b	If dedicated sampling equipment installed, is it in good condition and specified in the approved groundwater plan for the facility?	☐	☐	☐
	c	Does the well require redevelopment (low flow, turbid)?	☐	☐	☐
6	Based on your professional judgement, is the well construction / location:				
		appropriate to 1) achieve the objectives of the Groundwater Monitoring Program	☑	☐	☐
		and 2) comply with the applicable regulatory requirements?	☑	☐	☐
7	Corrective actions as needed, by date:				
8	Date by when corrective actions are needed:				

Groundwater Gauging Well Inspection Report

ARCADIS

Project Location:	AMA R6 CCR Landfill
Permit Number:	
Well ID:	YAMW-2
Person Gauging:	Khalil Carson
Date:	2/7/2022
Time:	15:20:00

			Yes	No	N/A
1	Location Identification:				
	a	Is the well visible and accessible?	☑	☐	☐
	b	Is the well properly identified with the correct well ID?	☑	☐	☐
	c	Is the well in a high traffic area and does the well require protection from traffic?	☑	☐	☐
	d	Is the drainage around the well acceptable? (no standing water, nor is well located in obvious drainage flow path)	☑	☐	☐
2	Protective Casing:				
	a	Is the protective casing free from apparent damage and able to be secured?	☑	☐	☐
	b	Is the casing free of degradation or deterioration?	☑	☐	☐
	c	Does the casing have a functioning weep hole?	☑	☐	☐
	d	Is the annular space between casings clear of debris and water, or filled with pea gravel/sand?	☑	☐	☐
3	Surface Pad				
	a	Is the well pad in good condition (not cracked or broken)?	☑	☐	☐
	b	Is the well pad sloped away from the protective casing?	☑	☐	☐
	c	Is the well pad in complete contact with the protective casing?	☑	☐	☐
	d	Is the well pad in complete contact with the ground surface and stable? (not undermined by erosion, animal burrows, and does not move when stepped on)	☑	☐	☐
	e	Is the pad surface clean (not covered with sediment or debris)?	☑	☐	☐
4	Internal Casing				
	a	Does the cap prevent entry of foreign material into the well?	☑	☐	☐
	b	Is the casing free of kinks or bends, or any obstructions from foreign objects (such as bailers)?	☑	☐	☐
	c	Is the well properly vented for equilibration of air pressure?	☑	☐	☐
	d	Is the survey point clearly marked on the inner casing?	☑	☐	☐
	e	Is the depth of the well consistent with the original well log?	☑	☐	☐
	f	Is the casing stable? (or does the pvc move easily when touched or can it be taken apart by hand due to lack of grout or use of slip couplings in construction)	☑	☐	☐
5	Sampling: Groundwater Wells Only:				
	a	Does well recharge adequately when purged?	☑	☐	☐
	b	If dedicated sampling equipment installed, is it in good condition and specified in the approved groundwater plan for the facility?	☑	☐	☐
	c	Does the well require redevelopment (low flow, turbid)?	☑	☐	☐
6	Based on your professional judgement, is the well construction / location:				
		appropriate to 1) achieve the objectives of the Groundwater Monitoring Program	☑	☐	☐
		and 2) comply with the applicable regulatory requirements?	☑	☐	☐
7	Corrective actions as needed, by date:				
8	Date by when corrective actions are needed:				

Groundwater Gauging Well Inspection Report

ARCADIS

Project Location:	AMA AP-3, A, B and B'
Permit Number:	
Well ID:	YGWC-23S
Person Gauging:	Jessica Ware
Date:	2/7/2022
Time:	14:46:00

			Yes	No	N/A
1	Location Identification:				
	a	Is the well visible and accessible?	☑	☐	☐
	b	Is the well properly identified with the correct well ID?	☑	☐	☐
	c	Is the well in a high traffic area and does the well require protection from traffic?	☐	☑	☐
	d	Is the drainage around the well acceptable? (no standing water, nor is well located in obvious drainage flow path)	☑	☐	☐
2	Protective Casing:				
	a	Is the protective casing free from apparent damage and able to be secured?	☑	☐	☐
	b	Is the casing free of degradation or deterioration?	☑	☐	☐
	c	Does the casing have a functioning weep hole?	☑	☐	☐
	d	Is the annular space between casings clear of debris and water, or filled with pea gravel/sand?	☑	☐	☐
3	Surface Pad				
	a	Is the well pad in good condition (not cracked or broken)?	☑	☐	☐
	b	Is the well pad sloped away from the protective casing?	☑	☐	☐
	c	Is the well pad in complete contact with the protective casing?	☑	☐	☐
	d	Is the well pad in complete contact with the ground surface and stable? (not undermined by erosion, animal burrows, and does not move when stepped on)	☑	☐	☐
	e	Is the pad surface clean (not covered with sediment or debris)?	☑	☐	☐
4	Internal Casing				
	a	Does the cap prevent entry of foreign material into the well?	☐	☑	☐
	b	Is the casing free of kinks or bends, or any obstructions from foreign objects (such as bailers)?	☑	☐	☐
	c	Is the well properly vented for equilibration of air pressure?	☑	☐	☐
	d	Is the survey point clearly marked on the inner casing?	☑	☐	☐
	e	Is the depth of the well consistent with the original well log?	☐	☐	☑
	f	Is the casing stable? (or does the pvc move easily when touched or can it be taken apart by hand due to lack of grout or use of slip couplings in construction)	☑	☐	☐
5	Sampling: Groundwater Wells Only:				
	a	Does well recharge adequately when purged?	☐	☐	☐
	b	If dedicated sampling equipment installed, is it in good condition and specified in the approved groundwater plan for the facility?	☐	☐	☐
	c	Does the well require redevelopment (low flow, turbid)?	☐	☐	☐
6	Based on your professional judgement, is the well construction / location:				
		appropriate to 1) achieve the objectives of the Groundwater Monitoring Program	☑	☐	☐
		and 2) comply with the applicable regulatory requirements?	☑	☐	☐
7	Corrective actions as needed, by date:				
8	Date by when corrective actions are needed:				

Groundwater Gauging Well Inspection Report

ARCADIS

Project Location:	AMA R6 CCR Landfill
Permit Number:	
Well ID:	YGWC-43
Person Gauging:	Jessica Ware
Date:	2/7/2022
Time:	14:59:00

			Yes	No	N/A
1	Location Identification:				
	a	Is the well visible and accessible?	☑	☐	☐
	b	Is the well properly identified with the correct well ID?	☑	☐	☐
	c	Is the well in a high traffic area and does the well require protection from traffic?	☐	☑	☐
	d	Is the drainage around the well acceptable? (no standing water, nor is well located in obvious drainage flow path)	☑	☐	☐
2	Protective Casing:				
	a	Is the protective casing free from apparent damage and able to be secured?	☑	☐	☐
	b	Is the casing free of degradation or deterioration?	☑	☐	☐
	c	Does the casing have a functioning weep hole?	☑	☐	☐
	d	Is the annular space between casings clear of debris and water, or filled with pea gravel/sand?	☑	☐	☐
3	Surface Pad				
	a	Is the well pad in good condition (not cracked or broken)?	☑	☐	☐
	b	Is the well pad sloped away from the protective casing?	☑	☐	☐
	c	Is the well pad in complete contact with the protective casing?	☑	☐	☐
	d	Is the well pad in complete contact with the ground surface and stable? (not undermined by erosion, animal burrows, and does not move when stepped on)	☑	☐	☐
	e	Is the pad surface clean (not covered with sediment or debris)?	☑	☐	☐
4	Internal Casing				
	a	Does the cap prevent entry of foreign material into the well?	☑	☐	☐
	b	Is the casing free of kinks or bends, or any obstructions from foreign objects (such as bailers)?	☑	☐	☐
	c	Is the well properly vented for equilibration of air pressure?	☑	☐	☐
	d	Is the survey point clearly marked on the inner casing?	☑	☐	☐
	e	Is the depth of the well consistent with the original well log?	☐	☐	☑
	f	Is the casing stable? (or does the pvc move easily when touched or can it be taken apart by hand due to lack of grout or use of slip couplings in construction)	☑	☐	☐
5	Sampling: Groundwater Wells Only:				
	a	Does well recharge adequately when purged?	☐	☐	☐
	b	If dedicated sampling equipment installed, is it in good condition and specified in the approved groundwater plan for the facility?	☐	☐	☐
	c	Does the well require redevelopment (low flow, turbid)?	☐	☐	☐
6	Based on your professional judgement, is the well construction / location:				
		appropriate to 1) achieve the objectives of the Groundwater Monitoring Program	☑	☐	☐
		and 2) comply with the applicable regulatory requirements?	☑	☐	☐
7	Corrective actions as needed, by date:				
8	Date by when corrective actions are needed:				

Groundwater Gauging Well Inspection Report

ARCADIS

Project Location:	AMA R6 CCR Landfill
Permit Number:	
Well ID:	PZ-51
Person Gauging:	Jessica Ware
Date:	2/7/2022
Time:	15:06:00

			Yes	No	N/A
1	Location Identification:				
	a	Is the well visible and accessible?	☑	☐	☐
	b	Is the well properly identified with the correct well ID?	☑	☐	☐
	c	Is the well in a high traffic area and does the well require protection from traffic?	☐	☑	☐
	d	Is the drainage around the well acceptable? (no standing water, nor is well located in obvious drainage flow path)	☑	☐	☐
2	Protective Casing:				
	a	Is the protective casing free from apparent damage and able to be secured?	☑	☐	☐
	b	Is the casing free of degradation or deterioration?	☑	☐	☐
	c	Does the casing have a functioning weep hole?	☑	☐	☐
	d	Is the annular space between casings clear of debris and water, or filled with pea gravel/sand?	☑	☐	☐
3	Surface Pad				
	a	Is the well pad in good condition (not cracked or broken)?	☑	☐	☐
	b	Is the well pad sloped away from the protective casing?	☑	☐	☐
	c	Is the well pad in complete contact with the protective casing?	☑	☐	☐
	d	Is the well pad in complete contact with the ground surface and stable? (not undermined by erosion, animal burrows, and does not move when stepped on)	☑	☐	☐
	e	Is the pad surface clean (not covered with sediment or debris)?	☑	☐	☐
4	Internal Casing				
	a	Does the cap prevent entry of foreign material into the well?	☑	☐	☐
	b	Is the casing free of kinks or bends, or any obstructions from foreign objects (such as bailers)?	☑	☐	☐
	c	Is the well properly vented for equilibration of air pressure?	☑	☐	☐
	d	Is the survey point clearly marked on the inner casing?	☑	☐	☐
	e	Is the depth of the well consistent with the original well log?	☑	☐	☐
	f	Is the casing stable? (or does the pvc move easily when touched or can it be taken apart by hand due to lack of grout or use of slip couplings in construction)	☑	☐	☐
5	Sampling: Groundwater Wells Only:				
	a	Does well recharge adequately when purged?	☐	☐	☐
	b	If dedicated sampling equipment installed, is it in good condition and specified in the approved groundwater plan for the facility?	☐	☐	☐
	c	Does the well require redevelopment (low flow, turbid)?	☐	☐	☐
6	Based on your professional judgement, is the well construction / location:				
		appropriate to 1) achieve the objectives of the Groundwater Monitoring Program	☑	☐	☐
		and 2) comply with the applicable regulatory requirements?	☑	☐	☐
7	Corrective actions as needed, by date:				
8	Date by when corrective actions are needed:				

Upgradient Wells

Groundwater Sampling Form

ARCADIS Design & Consultancy for natural and built assets

Project Number	30052923	**Well ID**	YGWA-3I			**Date**	02/09/2022
Project Location	AP-2		**Weather(°F)**	It is Clear. The wind is blowing W/SW at 3.4 mph.			
Measuring Pt. Description	Top of Inner Casing	**Screen Setting (ft-bmp)**	48.85	**Casing Diameter (in)**	2	**Well Casing Material**	PVC
Static Water Level (ft-bmp)	52.37	**Total Depth (ft-bmp)**	59.05	**Water Column(ft)**	6.68	**Gallons in Well**	1.09
MP Elevation	796.55	**Pump Intake (ft-bmp)**	54	**Purge Method**	Low-Flow	**Sample Method**	Low-Flow
Sample Time	11:35	**Well Volumes Purged**	1.71	**Sample ID**	YGWA-3I	**Sampled by**	Kim Lapszynski
Purge Start	10:44	**Gallons Purged**	1.86	**Replicate/ Code No.**		**Color**	Clear
Purge End	11:21						

Time	Total Elapsed Minutes	Rate (mL/min)	Depth to Water (ft)	pH (standard units)	Specific Conductivity (µS/cm)	Turbidity (NTU)	Dissolved Oxygen (mg/L)	Temperature °C	Redox (mV)
10:44:00	00:00	150		7.79	191.72	0.55	9.33	15.5	-6.75
10:49:00	05:00	150	52.73	7.56	242.9	0	4.82	16.5	9.8
10:54:00	10:00	150	52.76	7.63	253.88	0	3.07	16.4	-12.92
10:59:00	15:00	150	52.81	7.67	247.96	0	1.77	16.5	-73.7
11:01:00	17:14	150	52.88	7.68	241.83	0	1.49	16.5	-89.6
11:06:00	22:14	150	52.94	7.71	229.42	0	1.1	16.6	-111.61
11:11:00	27:14	150	52.95	7.66	217.68	0	0.81	16.6	-119.84
11:16:00	32:14	150	52.95	7.71	209.46	0	0.67	16.5	-130.84
11:21:00	37:14	150	52.95	7.73	202.67	0	0.54	16.5	-137.96
11:26:00	42:14	150	52.95	7.75	196.59	0	0.44	16.5	-143.71
11:31:00	47:14	150	52.95	7.66	196.86	0	0.48	16.5	-140.36

Constituent Sampled	Container	Number	Preservative
TDS	500 mL Plastic	1	None
RAD 9315/9320	1L Plastic	2	HNO3
Cl, F, SO4	250 mL Plastic	1	None
Appendix III/IV Metals	250 mL Plastic	1	HNO3

Comments:

Well Casing Volume Conversion

Well diameter (inches) = gallons per foot

1 = 0.04 1.5 = 0.09 2.5 = 0.26 3.5 = 0.50 6 = 1.47
1.25 = 0.06 2 = 0.16 3 = 0.37 4 = 0.65

Well Information

Well Location:

Condition of Well:

Well Completion: NA

Well Locked at Arrival:

Well Locked at Departure:

Key Number To Well: NA

Groundwater Sampling Form

ARCADIS Design & Consultancy for natural and built assets

Project Number	30052923	**Well ID**	YGWA-1I			**Date**	02/09/2022
Project Location	AP-2		**Weather(°F)**	57.9 degrees F and Clear. The wind is blowing W at 8.1 mph.			
Measuring Pt. Description	Top of Inner Casing	**Screen Setting (ft-bmp)**	43.3	**Casing Diameter (in)**	2	**Well Casing Material**	PVC
Static Water Level (ft-bmp)	37.85	**Total Depth (ft-bmp)**	53.6	**Water Column(ft)**	15.75	**Gallons in Well**	2.56
MP Elevation	836.6	**Pump Intake (ft-bmp)**	49	**Purge Method**	Low-Flow	**Sample Method**	Low-Flow
Sample Time	13:45	**Well Volumes Purged**	0.72	**Sample ID**	YGWA-1I	**Sampled by**	Kim Lapszynski
Purge Start	12:46	**Gallons Purged**	1.85	**Replicate/ Code No.**		**Color**	Clear
Purge End	13:43						

Time	Total Elapsed Minutes	Rate (mL/min)	Depth to Water (ft)	pH (standard units)	Specific Conductivity (µS/cm)	Turbidity (NTU)	Dissolved Oxygen (mg/L)	Temperature °C	Redox (mV)
12:46:00	00:00	250		7.54	42.71	0.98	9.62	16.4	81.1
12:51:00	05:00	250	39.57	6.68	55.57	1.12	2.25	16.3	-50.93
12:56:00	10:00	250	39.97	6.53	41.47	0.68	1.93	16.2	-47.9
13:01:00	15:00	100	40.05	6.51	39.94	0.75	1.62	16.1	-40.01
13:06:00	20:00	100	40.16	6.42	36.96	0.57	1.62	15.9	-27.95
13:11:00	25:00	100	40.28	6.32	36.37	0.37	2.49	15.8	-12.99
13:16:00	30:00	100	40.43	6.18	31.64	0.89	3.27	15.8	2.7
13:21:00	35:00	100	40.54	6.15	30.07	0.71	3.68	15.7	12.7
13:26:00	40:00	100	40.63	6.19	30.99	0.74	3.8	15.8	16.89
13:31:00	45:00	100	40.71	6.15	33.49	0.35	3.86	15.7	23.45
13:36:00	50:00	100	40.81	6.17	30.42	0.9	3.8	15.7	26.45
13:41:00	55:00	100	40.86	6.24	31.73	1.72	3.76	15.7	26

Constituent Sampled	Container	Number	Preservative
TDS	500 mL Plastic	1	None
RAD 9315/9320	1L Plastic	2	HNO3
Cl, F, SO4	250 mL Plastic	1	None
Appendix III, IV Metals	250 mL Plastic	1	HNO3

Comments:

Well Casing Volume Conversion

Well diameter (inches) = gallons per foot

1 = 0.04 1.5 = 0.09 2.5 = 0.26 3.5 = 0.50 6 = 1.47
1.25 = 0.06 2 = 0.16 3 = 0.37 4 = 0.65

Well Information

Well Location:

Condition of Well:

Well Completion: NA

Well Locked at Arrival:

Well Locked at Departure:

Key Number To Well: NA

Groundwater Sampling Form

ARCADIS Design & Consultancy for natural and built assets

Project Number	30052923	**Well ID**	YGWA-2I			**Date**	02/09/2022
Project Location	AP-2		**Weather(°F)**	60.1 degrees F and Clear. The wind is blowing W/SW at 8.1 mph.			
Measuring Pt. Description	Top of Inner Casing	**Screen Setting (ft-bmp)**	53.45	**Casing Diameter (in)**	2	**Well Casing Material**	PVC
Static Water Level (ft-bmp)	44.87	**Total Depth (ft-bmp)**	63.75	**Water Column(ft)**	18.88	**Gallons in Well**	3.07
MP Elevation	866.25	**Pump Intake (ft-bmp)**	60	**Purge Method**	Low-Flow	**Sample Method**	Low-Flow
Sample Time	17:35	**Well Volumes Purged**	0.59	**Sample ID**	YGWA-2I	**Sampled by**	Kim Lapszynski
Purge Start	15:14	**Gallons Purged**	1.81	**Replicate/ Code No.**		**Color**	Clear
Purge End	17:32						

Time	Total Elapsed Minutes	Rate (mL/min)	Depth to Water (ft)	pH (standard units)	Specific Conductivity (µS/cm)	Turbidity (NTU)	Dissolved Oxygen (mg/L)	Temperature °C	Redox (mV)
15:14:00	00:00	50	44.87	7.53	126.76		9.14	16.8	4.3
15:19:00	05:00	50	45.68	7.22	162.5		6.17	17.1	-9.41
15:24:00	10:00	50	46.07	7.14	185.48	2.76	3.69	16.7	-31.45
15:29:00	15:00	50	46.48	6.92	200.48	2.75	2.2	16.8	-37.18
15:34:00	20:00	50	46.87	6.7	199.52	1.55	1.58	16.6	-38.99
15:39:00	25:00	50	47.25	6.51	200.48	4.75	1.43	16.5	-36.85
15:44:00	30:00	50	47.62	6.41	197.86	2.14	1.44	16.6	-32.96
15:49:00	35:00	50	47.96	6.43	200.78	1.35	1.39	16.7	-29.86
15:54:00	40:00	50	48.26	6.39	197.61	0.65	1.53	16.9	-23.68
15:59:00	45:00	50	48.52	6.28	192.97	2.73	1.45	16.8	-17.24
16:04:00	50:00	50	48.82	6.24	189.88	1.52	1.41	16.9	-10.9
16:09:00	55:00	50	49.1	6.27	189.2	2.05	1.35	16.9	-6.22
16:14:00	00:00	50	49.4	6.23	187.16	1.97	1.38	16.9	-0.28
16:19:00	05:00	50	49.66	6.09	181.16	1.53	1.44	16.7	6
16:24:00	10:00	50	49.96	6.11	180.14	0.39	1.51	16.8	10.14
16:29:00	15:00	50	50.18	6.13	180.56	0.67	1.62	16.8	13.44
16:34:00	20:00	50	50.43	6.05	174.37	0.47	1.69	16.6	17.64
16:39:00	25:00	50	50.67	5.98	173.99	0.48	1.78	16.5	22.67
16:44:00	30:00	50	50.88	5.99	170.88	0.95	1.81	16.5	25.38
16:49:00	35:00	50	51.15	5.95	173.45	1.02	1.9	16.4	28.55
16:54:00	40:00	50	51.42	5.9	171.8	0.76	1.93	16.3	30.52
16:59:00	45:00	50	51.63	5.93	170.38	0.14	1.92	16.3	30.85
17:04:00	50:00	50	51.91	5.92	173.39	0.76	1.95	16.2	32.14
17:09:00	55:00	50	52.18	6.02	173.52	1.42	1.97	16.4	31.79
17:14:00	00:00	50	52.45	6	172.23	0.24	1.97	16.3	31.19
17:19:00	05:00	50	52.64	5.95	171.43	0.18	2.02	16.2	31.67
17:24:00	10:00	50	52.74	5.94	171.84	0.53	2	16.1	33.03
17:29:00	15:00	50	52.91	5.89	172.05	0.53	2.18	15.9	36.18
17:31:00	17:11	50		5.86	173.09	0.49	2.21	15.8	37.14

Constituent Sampled	Container	Number	Preservative
TDS	500 mL Plastic	1	None
RAD 9315/9320	1L Plastic	2	HNO3
Cl, F, SO4	250 mL Plastic	1	None
Appendix III/IV	250 mL Plastic	1	HNO3

Groundwater Sampling Form

ARCADIS Design & Consultancy for natural and built assets

Project Number	30053438	**Well ID**	YGWA-30I			**Date**	02/11/2022
Project Location	AP-2		**Weather(°F)**	47 °F, Clear, winds at mph.			
Measuring Pt. Description	Top of Inner Casing	**Screen Setting (ft-bmp)**	49.18	**Casing Diameter (in)**	2	**Well Casing Material**	PVC
Static Water Level (ft-bmp)	43.9	**Total Depth (ft-bmp)**	59.48	**Water Column(ft)**	15.58	**Gallons in Well**	2.53
MP Elevation	762.58	**Pump Intake (ft-bmp)**	54.5	**Purge Method**	Low-Flow	**Sample Method**	Low-Flow
Sample Time	09:20	**Well Volumes Purged**	0.75	**Sample ID**	YGWA-30I	**Sampled by**	Khalil Carson
Purge Start	08:36	**Gallons Purged**	1.89	**Replicate/ Code No.**		**Color**	Clear
Purge End	09:26						

Time	Total Elapsed Minutes	Rate (mL/min)	Depth to Water (ft)	pH (standard units)	Specific Conductivity (µS/cm)	Turbidity (NTU)	Dissolved Oxygen (mg/L)	Temperature °C	Redox (mV)
08:36:00	00:00	200	43.9	6.06	56.19		7.65	15.8	221.48
08:41:00	05:00	200	43.9	5.75	42.5		6.81	16.5	191.7
08:46:00	10:00	200	43.9	5.65	41.21	0.61	6.81	16.6	192.77
08:51:00	15:00	200	43.9	5.47	40.54	0.32	6.79	16.5	197.87
08:56:00	20:00	200	43.9	5.39	39.59	0.43	6.72	16.5	198.93
09:01:00	25:00	200	43.9	5.52	39.79	0.32	6.78	16.6	192.36
09:07:00	30:41	200	43.9	5.52	39.73	0.17	6.77	16.6	191.93
09:12:00	35:41	200	43.9	5.59	39.75	0.42	6.73	16.7	188.76

Constituent Sampled	Container	Number	Preservative
TDS	500 mL Plastic	1	None
RAD Chem	1L Plastic	2	HNO3
Chloride,Fluoride ,Sulfate	250 mL Plastic	1	None
Metals	250 mL Plastic	1	HNO3

Comments:

Well Casing Volume Conversion

Well diameter (inches) = gallons per foot

1 = 0.04 1.5 = 0.09 2.5 = 0.26 3.5 = 0.50 6 = 1.47
1.25 = 0.06 2 = 0.16 3 = 0.37 4 = 0.65

Well Information

Well Location:

Condition of Well:

Well Completion: NA

Well Locked at Arrival:

Well Locked at Departure:

Key Number To Well: NA

Groundwater Sampling Form

ARCADIS Design & Consultancy for natural and built assets

Project Number	30052923	**Well ID**	YGWA-1D			**Date**	02/09/2022
Project Location	AP-2		**Weather(°F)**	57.9 degrees F and Clear. The wind is blowing W at 8.1 mph.			
Measuring Pt. Description	Top of Inner Casing	**Screen Setting (ft-bmp)**	78.05	**Casing Diameter (in)**	2	**Well Casing Material**	PVC
Static Water Level (ft-bmp)	48.84	**Total Depth (ft-bmp)**	128.85	**Water Column(ft)**	80.01	**Gallons in Well**	13
MP Elevation	837.25	**Pump Intake (ft-bmp)**	108	**Purge Method**	Low-Flow	**Sample Method**	Low-Flow
Sample Time	14:45	**Well Volumes Purged**	0.12	**Sample ID**	YGWA-1D	**Sampled by**	Kim Lapszynski
Purge Start	14:10	**Gallons Purged**	1.59	**Replicate/ Code No.**		**Color**	Clear
Purge End	14:41						

Time	Total Elapsed Minutes	Rate (mL/min)	Depth to Water (ft)	pH (standard units)	Specific Conductivity (µS/cm)	Turbidity (NTU)	Dissolved Oxygen (mg/L)	Temperature °C	Redox (mV)
14:10:00	00:00	200		7.26	47.87	74.8	9.84	14.8	27.93
14:15:00	05:00	200	48.93	7.14	31.6	9.14	1.28	16.1	-52.75
14:20:00	10:00	200	48.99	7.13	66.76	5.96	0.6	16.1	-71.82
14:25:00	15:00	200	49.04	7.17	33.51	3.37	0.33	16	-86.68
14:30:00	20:00	200	49.04	7.2	30.75	3.16	0.27	16	-95.91
14:35:00	25:00	200	49.07	7.2	29.69	1.01	0.28	16	-96.24
14:40:00	30:00	200	49.09	7.12	30.84	1.27	0.3	16	-90.4

Constituent Sampled	Container	Number	Preservative
TDS	500 mL Plastic	1	None
RAD 9315/9320	1L Plastic	2	HNO3
Cl, F, SO4	250 mL Plastic	1	None
Appendix III/IV Metals	250 mL Plastic	1	HNO3

Comments:

Well Casing Volume Conversion

Well diameter (inches) = gallons per foot 1 = 0.04 1.5 = 0.09 2.5 = 0.26 3.5 = 0.50 6 = 1.47
1.25 = 0.06 2 = 0.16 3 = 0.37 4 = 0.65

Well Information

Well Location:

Condition of Well:

Well Completion: NA

Well Locked at Arrival:

Well Locked at Departure:

Key Number To Well: NA

Groundwater Sampling Form

ARCADIS Design & Consultancy for natural and built assets

Project Number	30052923	**Well ID**	YGWA-3D			**Date**	02/09/2022
Project Location	AP-2		**Weather(°F)**	It is Clear. The wind is blowing W/SW at 3.4 mph.			
Measuring Pt. Description	Top of Inner Casing	**Screen Setting (ft-bmp)**	83.88	**Casing Diameter (in)**	2	**Well Casing Material**	PVC
Static Water Level (ft-bmp)	30.23	**Total Depth (ft-bmp)**	134.18	**Water Column(ft)**	103.95	**Gallons in Well**	16.89
MP Elevation	796.78	**Pump Intake (ft-bmp)**	113	**Purge Method**	Low-Flow	**Sample Method**	Low-Flow
Sample Time	10:20	**Well Volumes Purged**	0.05	**Sample ID**	YGWA-3D	**Sampled by**	Kim Lapszynski
Purge Start	09:51	**Gallons Purged**	0.91	**Replicate/ Code No.**		**Color**	Clear
Purge End	10:14						

Time	Total Elapsed Minutes	Rate (mL/min)	Depth to Water (cm)	pH (standard units)	Specific Conductivity (µS/cm)	Turbidity (NTU)	Dissolved Oxygen (mg/L)	Temperature °C	Redox (mV)
09:51:00	00:00	150		8.52	223.85		11.02	11.6	146.52
09:57:00	05:49	150		7.72	215.15		0.57	15	-163.37
10:02:00	10:49	150	30.34	7.87	213.86		0.17	15.4	-160.88
10:07:00	15:49	150	30.35	7.94	213.95	0.36	0.11	15.7	-166.55
10:09:00	18:03	150		7.95	213.88	0.95	0.09	15.8	-169.2
10:14:00	23:03	150	30.35	7.97	213.55	0.11	0.09	15.8	-174.12

Constituent Sampled	Container	Number	Preservative
TDS	500 mL Plastic	1	None
RAD 9315/9320	1L Plastic	2	HNO3
Cl,F,SO4	250 mL Plastic	1	None
Appendix III/IV Metals	250 mL Plastic	1	HNO3

Comments: The Water-level range during purging activities was 30.23-30.35 ft-bmp

Well Casing Volume Conversion

Well diameter (inches) = gallons per foot 1 = 0.04 1.5 = 0.09 2.5 = 0.26 3.5 = 0.50 6 = 1.47
1.25 = 0.06 2 = 0.16 3 = 0.37 4 = 0.65

Well Information

Well Location:
Condition of Well:
Well Completion: NA
Well Locked at Arrival:
Well Locked at Departure:
Key Number To Well: NA

Groundwater Sampling Form

ARCADIS Design & Consultancy for natural and built assets

Project Number	30053438	**Well ID**	YGWA-14S			**Date**	02/10/2022
Project Location	AP-2		**Weather(°F)**	65.8 degrees F and Clear. The wind is blowing W/SW at 6.9 mph.			
Measuring Pt. Description	Top of Inner Casing	**Screen Setting (ft-bmp)**	24.66	**Casing Diameter (in)**	2	**Well Casing Material**	PVC
Static Water Level (ft-bmp)	18.52	**Total Depth (ft-bmp)**	34.96	**Water Column(ft)**	16.44	**Gallons in Well**	2.67
MP Elevation	748.76	**Pump Intake (ft-bmp)**	30	**Purge Method**	Low-Flow	**Sample Method**	Low-Flow
Sample Time	16:20	**Well Volumes Purged**	0.40	**Sample ID**	YGWA-14S	**Sampled by**	Khalil Carson
Purge Start	15:53	**Gallons Purged**	1.06	**Replicate/ Code No.**	Up-DUP-2	**Color**	Clear
Purge End	16:39						

Time	Total Elapsed Minutes	Rate (mL/min)	Depth to Water (ft)	pH (standard units)	Specific Conductivity (µS/cm)	Turbidity (NTU)	Dissolved Oxygen (mg/L)	Temperature °C	Redox (mV)
15:53:00	00:00	200	18.52	4.9	63.46		6.61	18.2	196.17
15:58:00	05:00	200	19.65	4.47	63.88	0.37	5.84	18.1	235.99
16:03:00	10:00	200	19.65	4.52	64.03	0.38	5.8	18.1	244.08
16:08:00	15:00	200	19.65	4.52	64.11	0.46	5.77	18.1	250.58
16:13:00	20:00	200	19.65	4.5	64.25	0.27	5.74	18.1	256.98

Constituent Sampled	Container	Number	Preservative
TDS	500 mL Plastic	2	None
RAD Chem	1L Plastic	4	HNO3
Metals	250 mL Plastic	2	HNO3
Chloride,Fluoride ,Sulfate	250 mL Plastic	2	None

Comments:

Well Casing Volume Conversion

Well diameter (inches) = gallons per foot 1 = 0.04 1.5 = 0.09 2.5 = 0.26 3.5 = 0.50 6 = 1.47
1.25 = 0.06 2 = 0.16 3 = 0.37 4 = 0.65

Well Information

Well Location:
Condition of Well:
Well Completion: NA
Well Locked at Arrival:
Well Locked at Departure:
Key Number To Well: NA

Groundwater Sampling Form

Project Number	30053438	**Well ID**	YGWA-5D			**Date**	02/10/2022
Project Location	AMA AP-3, A, B and B'		**Weather(°F)**	65.8 degrees F and Clear. The wind is blowing W/NW at 5.8 mph.			
Measuring Pt. Description	Top of Inner Casing	**Screen Setting (ft-bmp)**	78.83	**Casing Diameter (in)**	2	**Well Casing Material**	PVC
Static Water Level (ft-bmp)	19.52	**Total Depth (ft-bmp)**	129.13	**Water Column(ft)**	109.61	**Gallons in Well**	17.81
MP Elevation	784.53	**Pump Intake (ft-bmp)**	124	**Purge Method**	Low-Flow	**Sample Method**	Low-Flow
Sample Time	17:40	**Well Volumes Purged**	0.06	**Sample ID**	YGWA-5D	**Sampled by**	Khalil Carson
Purge Start	17:10	**Gallons Purged**	1.06	**Replicate/ Code No.**		**Color**	Clear
Purge End	18:21						

Time	Total Elapsed Minutes	Rate (mL/min)	Depth to Water (ft)	pH (standard units)	Specific Conductivity (µS/cm)	Turbidity (NTU)	Dissolved Oxygen (mg/L)	Temperature °C	Redox (mV)
17:10:00	00:00	200	19.52	6.70	201.38	7.53	2.33	16.4	-82.19
17:15:00	05:00	200	20.35	7.02	219.86	4.55	0.13	16.6	-128.55
17:20:00	10:00	200	20.35	7.00	208.73	2.03	0.09	16.5	-141.68
17:25:00	15:00	200	20.35	6.99	203.50	0.41	0.07	16.5	-143.96
17:30:00	20:00	200	20.35	6.99	201.44	0.04	0.06	16.4	-145.53

Constituent Sampled	Container	Number	Preservative
TDS	500 mL Plastic	1	None
RAD Chem	1L Plastic	2	HNO3
Chloride,FLUORIDE ,Sulfate	250 mL Plastic	1	None
Metals	250 mL Plastic	1	HNO3

Comments:

Well Casing Volume Conversion

Well diameter (inches) = gallons per foot

1 = 0.04 1.5 = 0.09 2.5 = 0.26 3.5 = 0.50 6 = 1.47
1.25 = 0.06 2 = 0.16 3 = 0.37 4 = 0.65

Well Information

Well Location:

Condition of Well:

Well Completion: NA

Well Locked at Arrival:

Well Locked at Departure:

Key Number To Well: NA

Groundwater Sampling Form

Project Number	30052918	**Well ID**	YGWA-18I			**Date**	02/09/2022
Project Name/Location	AMA AP-3, A, B, A		**Weather(°F)**	57.0 degrees F and Clear. The wind is blowing W/NW at 6.9 mph.			
Measuring Pt. Description	Top of Inner Casing	**Screen Setting (ft-bmp)**	69.97-79.97	**Casing Diameter (in)**	2	**Well Casing Material**	PVC
Static Water Level (ft-bmp)	23	**Total Depth (ft-bmp)**	79.97	**Water Column(ft)**	56.97	**Gallons in Well**	9.26
MP Elevation	790.57	**Pump Intake (ft-bmp)**	75	**Purge Method**	Low-Flow	**Sample Method**	Low-Flow
Sample Time	14:31	**Volumes Purged**	0.26	**Sample ID**	YGWA-18I	**Sampled by**	Jessica Ware
Purge Start	14:05	**Gallons Purged**	2.44	**Replicate/ Code No.**			
Purge End	14:42						

Time	Minutes Elapsed	Total Elapsed Minutes	Rate mL/min	Depth to Water (ft)	Gallons Purged	pH (standard units)	Conductivity (mS/cm)	Turbidity (NTU)	Dissolved Oxygen (mg/L)	Temperature °C	Redox (mV)	Appearance	
												Color	Odor
14:15	0	0	250	23.31	0.66	6.00	0.097	2.43	3.54	14.81	182.6	Clear	None
14:20	5	5	250	23.38	0.99	5.98	0.095	0.70	3.51	14.93	186.9	Clear	None
14:25	5	10	250	23.37	1.32	5.98	0.095	0.52	3.52	15.13	190.1	Clear	None

Constituent Sampled	Container	Number	Preservative
Total Dissolved Solids	500 mL Plastic	1	None
RAD 9315/9320	1L Plastic	2	HNO3
Cl, F, SO4	250 mL Plastic	1	None
App III/IV Metals	250 mL Plastic	1	HNO3

Comments:

Well Casing Volume Conversion

Well diameter (inches) = gallons per foot

1 = 0.04 1.5 = 0.09 2.5 = 0.26 3.5 = 0.50 6 = 1.47
1.25 = 0.06 2 = 0.16 3 = 0.37 4 = 0.65

Well Information

Well Location:

Condition of Well: Good condition

Well Completion: Stick-up

Well Locked at Arrival: yes

Well Locked at Departure: yes

Key Number To Well: NA

ft-bmp = feet below measuring point
in = inches
ft = feet
mL/min = milliliters per minute
mS/cm = milliSiemens per centimeter
NTU = Nephelometric Turbidity Unit
mg/L = milligrams per liter

mV = milliv

Groundwater Sampling Form

ARCADIS Design & Consultancy for natural and built assets

Project Number	30052923	**Well ID**	YGWA-5I			**Date**	02/10/2022
Project Location	AMA AP-3, A, B and B'		**Weather(°F)**	65.8 degrees F and Clear. The wind is blowing W/NW at 5.8 mph.			
Measuring Pt. Description	Top of Inner Casing	**Screen Setting (ft-bmp)**	48.64	**Casing Diameter (in)**	2	**Well Casing Material**	PVC
Static Water Level (ft-bmp)	17.94	**Total Depth (ft-bmp)**	58.94	**Water Column(ft)**	41	**Gallons in Well**	6.66
MP Elevation	784.54	**Pump Intake (ft-bmp)**	53	**Purge Method**	Low-Flow	**Sample Method**	Low-Flow
Sample Time	17:43	**Well Volumes Purged**	0.16	**Sample ID**	YGWA-5I	**Sampled by**	Mark Chest
Purge Start	17:05	**Gallons Purged**	1.06	**Replicate/ Code No.**	UP-DUP-3	**Color**	Clear
Purge End	17:25						

Time	Total Elapsed Minutes	Rate (mL/min)	Depth to Water (ft)	pH (standard units)	Specific Conductivity (µS/cm)	Turbidity (NTU)	Dissolved Oxygen (mg/L)	Temperature °C	Redox (mV)
17:05:00	00:00	200	17.94	6.85	98.05	6.03	7.71	16.4	197.08
17:10:00	05:00	200	18.38	5.14	77.62	0.12	6.1	16.6	246.13
17:15:00	10:00	200	18.38	5.12	77.78	0.13	6.11	16.5	247.72
17:20:00	15:00	200	18.38	5.13	77.2	0.08	6.13	16.5	249
17:25:00	20:00	200	18.38	5.14	78.65	0.87	6.13	16.4	250.28

Constituent Sampled	Container	Number	Preservative
RAD Chem	1L Plastic	4	HNO3
TDS	1L Plastic	2	None
Metals	250 mL Plastic	2	HNO3
Cl, F, SO4	250 mL Plastic	2	None

Comments:

Well Casing Volume Conversion

Well diameter (inches) = gallons per foot

1 = 0.04 1.5 = 0.09 2.5 = 0.26 3.5 = 0.50 6 = 1.47
1.25 = 0.06 2 = 0.16 3 = 0.37 4 = 0.65

Well Information

Well Location:

Condition of Well:

Well Completion: NA

Well Locked at Arrival:

Well Locked at Departure:

Key Number To Well: NA

Groundwater Sampling Form

ARCADIS Design & Consultancy for natural and built assets

Project Number	30053438	**Well ID**	YGWA-4I			**Date**	02/11/2022
Project Location	AMA AP-3, A, B and B'		**Weather(°F)**	46.6 degrees F and Clear. The wind is blowing W/SW at 3.4 mph.			
Measuring Pt. Description	Top of Inner Casing	**Screen Setting (ft-bmp)**	38.51	**Casing Diameter (in)**	2	**Well Casing Material**	PVC
Static Water Level (ft-bmp)	22.21	**Total Depth (ft-bmp)**	48.81	**Water Column(ft)**	26.6	**Gallons in Well**	4.32
MP Elevation	784.21	**Pump Intake (ft-bmp)**	45	**Purge Method**	Low-Flow	**Sample Method**	Low-Flow
Sample Time	10:40	**Well Volumes Purged**	0.21	**Sample ID**	YGWA-4I	**Sampled by**	Khalil Carson
Purge Start	10:13	**Gallons Purged**	0.92	**Replicate/ Code No.**		**Color**	Clear
Purge End	10:55						

Time	Total Elapsed Minutes	Rate (mL/min)	Depth to Water (ft)	pH (standard units)	Specific Conductivity (µS/cm)	Turbidity (NTU)	Dissolved Oxygen (mg/L)	Temperature °C	Redox (mV)
10:13:00	00:00	200	22.21	5.67	113.64	2.83	7.6	13.6	206.98
10:18:00	05:00	200	25.15	6.03	141.88	0.41	1.29	15.6	187.93
10:23:00	10:00	150	26.75	5.98	131.39	0.61	1.82	15.6	188.25
10:28:00	15:00	150	26.6	5.96	130.68	0.38	1.85	15.3	189.93
10:33:00	20:00	150	26.6	5.95	130.2	0.42	1.87	15.4	190.98

Constituent Sampled	Container	Number	Preservative
TDS	500 mL Plastic	1	None
RAD Chem	1L Plastic	2	HNO3
Chloride,Fluoride ,Sulfate	250 mL Plastic	1	None
Metals	250 mL Plastic	1	HNO3

Comments:

Well Casing Volume Conversion

Well diameter (inches) = gallons per foot

1 = 0.04 1.5 = 0.09 2.5 = 0.26 3.5 = 0.50 6 = 1.47
1.25 = 0.06 2 = 0.16 3 = 0.37 4 = 0.65

Well Information

Well Location:

Condition of Well:

Well Completion: NA

Well Locked at Arrival:

Well Locked at Departure:

Key Number To Well: NA

Groundwater Sampling Form

ARCADIS

Project Number	30052918	**Well ID**	YGWA-17S			**Date**	02/09/2022
Project Name/Location	AMA AP-3, A, B and B		**Weather(°F)**	Sunny, clear, 46 degrees Fahrenheit			
Measuring Pt. Description	Top of Inner Casing	**Screen Setting (ft-bmp)**	29.65-39.65	**Casing Diameter (in)**	2	**Well Casing Material**	PVC
Static Water Level (ft-bmp)	11.7	**Total Depth (ft-bmp)**	39.97	**Water Column(ft)**	28.27	**Gallons in Well**	4.59
MP Elevation	783.05	**Pump Intake (ft-bmp)**	35	**Purge Method**	Low-Flow	**Sample Method**	Low-Flow
Sample Time	10:20	**Volumes Purged**	0.58	**Sample ID**	YGWA-17S	**Sampled by**	Jessica Ware
Purge Start	09:46	**Gallons Purged**	2.64	**Replicate/ Code No.**			
Purge End	10:36						

Time	Minutes Elapsed	Total Elapsed Minutes	Rate mL/min	Depth to Water (ft)	Gallons Purged	pH (standard units)	Conductivity (mS/cm)	Turbidity (NTU)	Dissolved Oxygen (mg/L)	Temperature °C	Redox (mV)	Appearance	
												Color	Odor
09:56	0	0	200	12.05	0.53	5.56	0.122	6.67	2.00	14.04	181.0	Clear	None
10:01	5	5	200	12.07	0.79	5.54	0.122	3.67	1.83	14.08	187.0	Clear	None
10:06	5	10	200	12.06	1.06	5.53	0.121	4.20	1.67	14.14	192.3	Clear	None
10:11	5	15	200	12.04	1.32	5.53	0.12	2.97	1.58	14.25	197.1	Clear	None
10:16	5	20	200	12.07	1.59	5.53	0.12	2.52	1.57	14.38	200.3	Clear	None

Constituent Sampled	Container	Number	Preservative
Total Dissolved Solids	500 mL Plastic	1	None
RAD 9315/9320	1L Plastic	2	HNO3
Cl, F, SO4	250 mL Plastic	1	None
App III/IV Metals	250 mL Plastic	1	HNO3

Comments:

Well Casing Volume Conversion

Well diameter (inches) = gallons per foot

1 = 0.04 1.5 = 0.09 2.5 = 0.26 3.5 = 0.50 6 = 1.47
1.25 = 0.06 2 = 0.16 3 = 0.37 4 = 0.65

Well Information

Well Location: AMA

Condition of Well: Good condition

Well Completion: Stick-up

Well Locked at Arrival: yes

Well Locked at Departure: yes

Key Number To Well: NA

ft-bmp = feet below measuring point
in = inches
ft = feet
mL/min = milliliters per minute
mS/cm = milliSiemens per centimeter
NTU = Nephelometric Turbidity Unit
mg/L = milligrams per liter

mV = milliv

Groundwater Sampling Form

ARCADIS

Project Number	30052918	**Well ID**	YGWA-18S			**Date**	02/09/2022
Project Name/Location	AMA AP-3, A, B, A		**Weather(°F)**	50.2 degrees F and Clear. The wind is blowing SW at 4.7 mph.			
Measuring Pt. Description	Top of Inner Casing	**Screen Setting (ft-bmp)**	29.97-39.97	**Casing Diameter (in)**	2	**Well Casing Material**	PVC
Static Water Level (ft-bmp)	19.74	**Total Depth (ft-bmp)**	39.97	**Water Column(ft)**	20.23	**Gallons in Well**	3.29
MP Elevation	790.57	**Pump Intake (ft-bmp)**	35	**Purge Method**	Low-Flow	**Sample Method**	Low-Flow
Sample Time	12:24	**Volumes Purged**	0.89	**Sample ID**	YGWA-18S	**Sampled by**	Jessica Ware
Purge Start	11:20	**Gallons Purged**	2.92	**Replicate/ Code No.**			
Purge End	13:03						

Time	Minutes Elapsed	Total Elapsed Minutes	Rate mL/min	Depth to Water (ft)	Gallons Purged	pH (standard units)	Conductivity (mS/cm)	Turbidity (NTU)	Dissolved Oxygen (mg/L)	Temperature °C	Redox (mV)	Appearance	
												Color	Odor
11:30	0	0	150	20.21	0.40	5.51	0.067	13.5	3.71	12.46	227.8	Clear	None
11:35	5	5	150	20.23	0.59	5.41	0.067	13.4	3.04	12.98	220.8	Clear	None
11:40	5	10	100	20.14	0.73	5.35	0.068	13.7	2.32	13.23	219.9	Clear	None
11:45	5	15	100	20.06	0.86	5.31	0.068	12.5	2.26	13.17	220.8	Clear	None
11:50	5	20	100	20.09	0.99	5.29	0.067	10.3	1.88	13.15	219.7	Clear	None
11:55	5	25	100	20.13	1.12	5.30	0.068	7.97	1.87	13.30	218.0	Clear	None
12:00	5	30	100	20.12	1.25	5.30	0.068	7.46	1.80	13.48	217.3	Clear	None
12:05	5	35	100	20.11	1.39	5.30	0.068	5.99	1.82	13.59	215.2	Clear	None
12:10	5	40	100	20.14	1.52	5.29	0.068	4.62	1.80	13.67	214.3	Clear	None
12:15	5	45	100	20.12	1.65	5.29	0.068	4.33	1.85	13.69	213.2	Clear	None
12:20	5	50	100	20.10	1.78	5.28	0.068	3.23	1.77	13.68	213.6	Clear	None

Constituent Sampled	Container	Number	Preservative
Total Dissolved Solids	500 mL Plastic	1	None
RAD 9315/9320	1L Plastic	2	HNO3
Cl, F, SO4	250 mL Plastic	1	None
App III/IV Metals	250 mL Plastic	1	HNO3

Comments:

Well Casing Volume Conversion

Well diameter (inches) = gallons per foot

1 = 0.04 1.5 = 0.09 2.5 = 0.26 3.5 = 0.50 6 = 1.47
1.25 = 0.06 2 = 0.16 3 = 0.37 4 = 0.65

Well Information

Well Location:

Condition of Well: Good condition

Well Completion: Stick-up

Well Locked at Arrival: yes

Well Locked at Departure: yes

Key Number To Well: NA

ft-bmp = feet below measuring point
in = inches
ft = feet
mL/min = milliliters per minute
mS/cm = milliSiemens per centimeter
NTU = Nephelometric Turbidity Unit
mg/L = milligrams per liter

mV = milliv

Groundwater Sampling Form

ARCADIS

Project Number	30052916	**Well ID**	YGWA-39			**Date**	02/08/2022
Project Name/Location	GPC Yates Phase I AP-B Site		**Weather(°F)**	65 degrees F and Clear. The wind is blowing W/SW.			
Measuring Pt. Description	Top of Inner Casing	**Screen Setting (ft-bmp)**	58.09-68.09	**Casing Diameter (in)**	2	**Well Casing Material**	PVC
Static Water Level (ft-bmp)	17.62	**Total Depth (ft-bmp)**	68.59	**Water Column(ft)**	50.97	**Gallons in Well**	8.28
MP Elevation	818.19	**Pump Intake (ft-bmp)**	63	**Purge Method**	Low-Flow	**Sample Method**	Low-Flow
Sample Time	14:55	**Volumes Purged**	0.26	**Sample ID**	YGWA-39	**Sampled by**	Kim Lapszynski
Purge Start	14:13	**Gallons Purged**	2.11	**Replicate/ Code No.**			
Purge End	14:54						

Time	Minutes Elapsed	Total Elapsed Minutes	Rate mL/min	Depth to Water (ft)	Gallons Purged	pH (standard units)	Conductivity (mS/cm)	Turbidity (NTU)	Dissolved Oxygen (mg/L)	Temperature °C	Redox (mV)	Appearance	
												Color	Odor
14:23	0	0	200	17.62	0.53	5.78	0.381	0.15	0.40	16.43	68.9	Clear	None
14:28	5	5	200	18.07	0.79	5.78	0.382	0.02	0.28	16.52	72.9	Clear	None
14:33	5	10	200	18.08	1.06	5.78	0.381	0.07	0.25	16.41	76.8	Clear	None
14:38	5	15	200	18.09	1.32	5.75	0.373	0.02	0.22	16.28	86.2	Clear	None
14:43	5	20	200	18.09	1.59	5.77	0.368	0.39	0.20	16.28	89.9	Clear	None
14:48	5	25	200	18.11	1.85	5.78	0.367	0.56	0.20	16.21	89.6	Clear	None
14:53	5	30	200	18.11	2.11	5.78	0.366	0.06	0.19	16.24	92.0	Clear	None

Constituent Sampled	Container	Number	Preservative
RAD 9315/9320	1L Plastic	2	HNO3
Total Dissolved Solids	500 mL Plastic	1	None
Cl, F, SO4	250 mL Plastic	1	None
Appendix III/IV Metals	250 mL Plastic	1	HNO3

Comments:

Well Casing Volume Conversion

Well diameter (inches) = gallons per foot

1 = 0.04 1.5 = 0.09 2.5 = 0.26 3.5 = 0.50 6 = 1.47
1.25 = 0.06 2 = 0.16 3 = 0.37 4 = 0.65

Well Information

Well Location: R6

Condition of Well: Good condition

Well Completion: Stick-up

Well Locked at Arrival: yes

Well Locked at Departure: yes

Key Number To Well: NA

ft-bmp = feet below measuring point
in = inches
ft = feet
mL/min = milliliters per minute
mS/cm = milliSiemens per centimeter
NTU = Nephelometric Turbidity Unit
mg/L = milligrams per liter

mV = milliv

Groundwater Sampling Form

ARCADIS

Project Number	30052918	**Well ID**	YGWA-21I			**Date**	02/09/2022
Project Name/Location	AMA AP-3, A, B, A		**Weather(°F)**	Sunny, clear, 60 degrees Fahrenheit			
Measuring Pt. Description	Top of Inner Casing	**Screen Setting (ft-bmp)**	69.6-79.6	**Casing Diameter (in)**	2	**Well Casing Material**	PVC
Static Water Level (ft-bmp)	29.61	**Total Depth (ft-bmp)**	79.9	**Water Column(ft)**	50.29	**Gallons in Well**	8.17
MP Elevation	783.7	**Pump Intake (ft-bmp)**	75	**Purge Method**	Low-Flow	**Sample Method**	Low-Flow
Sample Time	17:40	**Volumes Purged**	0.46	**Sample ID**	YGWA-21I	**Sampled by**	Jessica Ware
Purge Start	17:06	**Gallons Purged**	3.80	**Replicate/ Code No.**			
Purge End	18:21						

Time	Minutes Elapsed	Total Elapsed Minutes	Rate mL/min	Depth to Water (ft)	Gallons Purged	pH (standard units)	Conductivity (mS/cm)	Turbidity (NTU)	Dissolved Oxygen (mg/L)	Temperature °C	Redox (mV)	Appearance	
												Color	Odor
17:16	0	0	250	32.85	0.66	6.81	0.143	3.84	0.82	15.17	-50.9	Clear	None
17:21	5	5	250	33.11	0.99	6.85	0.144	2.31	0.54	15.13	-81.5	Clear	None
17:26	5	10	200	33.27	1.25	6.85	0.144	1.57	0.38	15.04	-79.2	Clear	None
17:31	5	15	175	33.34	1.49	6.85	0.144	2.27	0.36	14.99	-80.0	Clear	None
17:36	5	20	175	33.25	1.72	6.84	0.143	1.19	0.33	14.82	-86.9	Clear	None

Constituent Sampled	Container	Number	Preservative
Total Dissolved Solids	500 mL Plastic	1	None
RAD 9315/9320	1L Plastic	2	HNO3
Cl, F, SO4	250 mL Plastic	1	None
App III/IV Metals	250 mL Plastic	1	HNO3

Comments:

Well Casing Volume Conversion

Well diameter (inches) = gallons per foot

1 = 0.04 1.5 = 0.09 2.5 = 0.26 3.5 = 0.50 6 = 1.47
1.25 = 0.06 2 = 0.16 3 = 0.37 4 = 0.65

Well Information

Well Location:

Condition of Well: Good condition

Well Completion: Stick-up

Well Locked at Arrival: yes

Well Locked at Departure: yes

Key Number To Well: NA

ft-bmp = feet below measuring point
in = inches
ft = feet
mL/min = milliliters per minute
mS/cm = milliSiemens per centimeter
NTU = Nephelometric Turbidity Unit
mg/L = milligrams per liter

mV = milliv

Groundwater Sampling Form

ARCADIS

Project Number	30052918	**Well ID**	YGWA-20S			**Date**	02/09/2022
Project Name/Location	AMA AP-3, A, B, A		**Weather(°F)**	Sunny, clear, 62 degrees Fahrenheit			
Measuring Pt. Description	Top of Inner Casing	**Screen Setting (ft-bmp)**	19.22-29.52	**Casing Diameter (in)**	2	**Well Casing Material**	PVC
Static Water Level (ft-bmp)	11.02	**Total Depth (ft-bmp)**	29.52	**Water Column(ft)**	18.5	**Gallons in Well**	3.01
MP Elevation	767.12	**Pump Intake (ft-bmp)**	24.5	**Purge Method**	Low-Flow	**Sample Method**	Low-Flow
Sample Time	16:19	**Volumes Purged**	1.19	**Sample ID**	YGWA-20S	**Sampled by**	Jessica Ware
Purge Start	15:35	**Gallons Purged**	3.59	**Replicate/ Code No.**			
Purge End	16:38						

Time	Minutes Elapsed	Total Elapsed Minutes	Rate mL/min	Depth to Water (ft)	Gallons Purged	pH (standard units)	Conductivity (mS/cm)	Turbidity (NTU)	Dissolved Oxygen (mg/L)	Temperature °C	Redox (mV)	Appearance	
												Color	Odor
15:45	0	0	250	11.78	0.66	5.96	0.047	19.3	7.42	14.69	252.1	Clear	None
15:50	5	5	250	11.75	0.99	5.94	0.047	11.6	7.18	14.67	236.3	Clear	None
15:55	5	10	250	11.77	1.32	5.93	0.047	9.03	7.16	14.65	228.2	Clear	None
16:00	5	15	200	11.64	1.59	5.93	0.046	6.99	6.90	14.65	223.0	Clear	None
16:05	5	20	200	11.49	1.85	5.91	0.045	4.05	6.98	14.38	222.3	Clear	None
16:10	5	25	200	11.42	2.11	5.91	0.045	3.40	6.93	14.33	220.7	Clear	None
16:15	5	30	200	11.41	2.38	5.91	0.045	3.55	6.89	14.22	220.0	Clear	None

Constituent Sampled	Container	Number	Preservative
Total Dissolved Solids	500 mL Plastic	1	None
RAD 9315/9320	1L Plastic	2	HNO3
Cl, F, SO4	250 mL Plastic	1	None
App III/IV Metals	250 mL Plastic	1	HNO3

Comments:

Well Casing Volume Conversion

Well diameter (inches) = gallons per foot

1 = 0.04 1.5 = 0.09 2.5 = 0.26 3.5 = 0.50 6 = 1.47
1.25 = 0.06 2 = 0.16 3 = 0.37 4 = 0.65

Well Information

Well Location:

Condition of Well: Good condition

Well Completion: Stick-up

Well Locked at Arrival: yes

Well Locked at Departure: yes

Key Number To Well: NA

ft-bmp = feet below measuring point
in = inches
ft = feet
mL/min = milliliters per minute
mS/cm = milliSiemens per centimeter
NTU = Nephelometric Turbidity Unit
mg/L = milligrams per liter

mV = milliv

Groundwater Sampling Form

ARCADIS Design & Consultancy for natural and built assets

Project Number	30052923	**Well ID**	YGWA-47			**Date**	02/08/2022
Project Location	AP-1		**Weather(°F)**	53.4 degrees F and Clear. The wind is blowing N/NE at 10.3 mph.			
Measuring Pt. Description	Top of Inner Casing	**Screen Setting (ft-bmp)**	49.4	**Casing Diameter (in)**	2	**Well Casing Material**	PVC
Static Water Level (ft-bmp)	34.8	**Total Depth (ft-bmp)**	59.19	**Water Column(ft)**	24.39	**Gallons in Well**	3.96
MP Elevation	758.22	**Pump Intake (ft-bmp)**	54	**Purge Method**	Low-Flow	**Sample Method**	Low-Flow
Sample Time	11:40	**Well Volumes Purged**	0.40	**Sample ID**	YGWA-47	**Sampled by**	Mark Chest
Purge Start	11:12	**Gallons Purged**	1.59	**Replicate/ Code No.**		**Color**	Clear
Purge End	11:37						

Time	Total Elapsed Minutes	Rate (mL/min)	Depth to Water (ft)	pH (standard units)	Specific Conductivity (µS/cm)	Turbidity (NTU)	Dissolved Oxygen (mg/L)	Temperature °C	Redox (mV)
11:12:00	00:00	200	34.8	5.15	193.83		2.88	17.3	238.85
11:17:00	05:00	200	35.55	5.24	195.95		2.87	17	241.34
11:22:00	10:00	200	35.55	5.3	197.08	0.8	2.93	17.1	240.91
11:27:00	15:00	200	35.55	5.38	196.93	0.22	2.95	17.1	238.23
11:32:00	20:00	200	35.55	5.42	197.63	0.22	2.86	17	237.76
11:37:00	25:00	200	35.55	5.4	197.93	0.19	2.82	17.2	239.78
11:42:00	30:00	200	35.55	5.53	201	0.37	2.95	18.2	229.25

Constituent Sampled	Container	Number	Preservative
Metals	250mL HDPE Plastic	1	HNO3
RAD Chem	1L Plastic	2	HNO3
TDS	500 mL Plastic	1	None
Wet Chem Non Metals	250 mL Plastic	1	None

Comments:

Well Casing Volume Conversion

Well diameter (inches) = gallons per foot

1 = 0.04 1.5 = 0.09 2.5 = 0.26 3.5 = 0.50 6 = 1.47
1.25 = 0.06 2 = 0.16 3 = 0.37 4 = 0.65

Well Information

Well Location:

Condition of Well:

Well Completion: NA

Well Locked at Arrival:

Well Locked at Departure:

Key Number To Well: NA

Groundwater Sampling Form

ARCADIS Design & Consultancy for natural and built assets

Project Number	30053438	**Well ID**	GWA-2			**Date**	02/08/2022
Project Location	Gypsum Landfill		**Weather(°F)**	38.8 degrees F and Clear. The wind is blowing N at 11.4 mph.			
Measuring Pt. Description	Top of Inner Casing	**Screen Setting (ft-bmp)**	42.1	**Casing Diameter (in)**	2	**Well Casing Material**	PVC
Static Water Level (ft-bmp)	36.42	**Total Depth (ft-bmp)**	52.13	**Water Column(ft)**	15.71	**Gallons in Well**	2.55
MP Elevation	805.62	**Pump Intake (ft-bmp)**	47	**Purge Method**	Low-Flow	**Sample Method**	Low-Flow
Sample Time	10:45	**Well Volumes Purged**	0.26	**Sample ID**	GWA-2	**Sampled by**	Khalil Carson
Purge Start	10:14	**Gallons Purged**	0.66	**Replicate/ Code No.**	UP-DUP-1	**Color**	Clear
Purge End	10:40						

Time	Total Elapsed Minutes	Rate (mL/min)	Depth to Water (ft)	pH (standard units)	Specific Conductivity (µS/cm)	Turbidity (NTU)	Dissolved Oxygen (mg/L)	Temperature °C	Redox (mV)
10:14:00	00:00	100	36.42	5.84	450.71		1.28	15	181.1
10:19:00	05:00	100	37.25	5.8	427.58	2.88	1.18	15.1	184.46
10:24:00	09:56	100	37.4	5.8	420.36	2.7	1.04	15.2	184.8
10:29:00	14:56	100	37.52	5.82	417.21	1.81	0.93	15.4	179.34
10:34:00	19:56	100	37.45	5.83	415.26	1.05	0.95	14.5	178.52
10:39:00	24:56	100	37.45	5.83	414.33	0.85	0.97	14.5	174.43

Constituent Sampled	Container	Number	Preservative
TDS	500 mL Plastic	2	None
RAD Chem	1L Plastic	4	HNO3
Metals	250 mL Plastic	2	HNO3
Chloride,Fluoride,Sulfate	250 mL Plastic	2	None

Comments:

Well Casing Volume Conversion

Well diameter (inches) = gallons per foot

1 = 0.04 1.5 = 0.09 2.5 = 0.26 3.5 = 0.50 6 = 1.47
1.25 = 0.06 2 = 0.16 3 = 0.37 4 = 0.65

Well Information

Well Location:

Condition of Well:

Well Completion: NA

Well Locked at Arrival:

Well Locked at Departure:

Key Number To Well: NA

Groundwater Sampling Form

ARCADIS

Project Number	30052916	**Well ID**	YGWA-40			**Date**	02/08/2022
Project Name/Location	GPC Yates Phase I AP-B Site		**Weather(°F)**	50.7 degrees F and Clear. The wind is blowing N/NE at 10.3 mph.			
Measuring Pt. Description	Top of Inner Casing	**Screen Setting (ft-bmp)**	37.73-47.73	**Casing Diameter (in)**	2	**Well Casing Material**	PVC
Static Water Level (ft-bmp)	22.72	**Total Depth (ft-bmp)**	48.23	**Water Column(ft)**	25.51	**Gallons in Well**	4.15
MP Elevation	815.73	**Pump Intake (ft-bmp)**	42	**Purge Method**	Low-Flow	**Sample Method**	Low-Flow
Sample Time	13:22	**Volumes Purged**	0.38	**Sample ID**	YGWA-40	**Sampled by**	Kim Lapszynski
Purge Start	12:49	**Gallons Purged**	1.59	**Replicate/ Code No.**			
Purge End	13:38						

Time	Minutes Elapsed	Total Elapsed Minutes	Rate mL/min	Depth to Water (ft)	Gallons Purged	pH (standard units)	Conductivity (mS/cm)	Turbidity (NTU)	Dissolved Oxygen (mg/L)	Temperature °C	Redox (mV)	Appearance	
												Color	Odor
12:59	0	0	200	23.91	0.53	5.35	0.124	1.31	1.06	15.73	206.9	Clear	None
13:04	5	5	200	23.94	7.93	5.34	0.123	0.35	0.85	15.77	211.4	Clear	None
13:09	5	10	200	23.97	10.57	5.30	0.119	0.02	0.73	15.72	211.6	Clear	None
13:14	5	15	200	23.97	1.32	5.29	0.118	0.44	0.60	15.81	211.1	Clear	None
13:19	5	20	200	23.98	1.59	5.26	0.118	0.02	0.53	15.75	211.7	Clear	None

Constituent Sampled	Container	Number	Preservative
Total Dissolved Solids	500 mL Plastic	1	None
RAD 9315/9320	1L Plastic	2	HNO3
Cl, F, SO4	250 mL Plastic	1	None
Appendix III/IV Metals	500 mL Plastic	1	HNO3

Comments:

Well Casing Volume Conversion

Well diameter (inches) = gallons per foot

1 = 0.04 1.5 = 0.09 2.5 = 0.26 3.5 = 0.50 6 = 1.47
1.25 = 0.06 2 = 0.16 3 = 0.37 4 = 0.65

Well Information

Well Location: R6 Ash Disposal Area

Condition of Well: Good condition

Well Completion: Stick-up

Well Locked at Arrival: yes

Well Locked at Departure: yes

Key Number To Well: NA

ft-bmp = feet below measuring point
in = inches
ft = feet
mL/min = milliliters per minute
mS/cm = milliSiemens per centimeter
NTU = Nephelometric Turbidity Unit
mg/L = milligrams per liter

mV = milliv

Groundwater Gauging Well Inspection Report

ARCADIS

Project Location:	AP-2
Permit Number:	
Well ID:	YGWA-30I
Person Gauging:	Khalil Carson
Date:	2/8/2022
Time:	08:55:00

			Yes	No	N/A
1	Location Identification:				
	a	Is the well visible and accessible?	☑	☐	☐
	b	Is the well properly identified with the correct well ID?	☑	☐	☐
	c	Is the well in a high traffic area and does the well require protection from traffic?	☐	☑	☐
	d	Is the drainage around the well acceptable? (no standing water, nor is well located in obvious drainage flow path)	☑	☐	☐
2	Protective Casing:				
	a	Is the protective casing free from apparent damage and able to be secured?	☑	☐	☐
	b	Is the casing free of degradation or deterioration?	☑	☐	☐
	c	Does the casing have a functioning weep hole?	☑	☐	☐
	d	Is the annular space between casings clear of debris and water, or filled with pea gravel/sand?	☑	☐	☐
3	Surface Pad				
	a	Is the well pad in good condition (not cracked or broken)?	☑	☐	☐
	b	Is the well pad sloped away from the protective casing?	☑	☐	☐
	c	Is the well pad in complete contact with the protective casing?	☑	☐	☐
	d	Is the well pad in complete contact with the ground surface and stable? (not undermined by erosion, animal burrows, and does not move when stepped on)	☑	☐	☐
	e	Is the pad surface clean (not covered with sediment or debris)?	☑	☐	☐
4	Internal Casing				
	a	Does the cap prevent entry of foreign material into the well?	☑	☐	☐
	b	Is the casing free of kinks or bends, or any obstructions from foreign objects (such as bailers)?	☑	☐	☐
	c	Is the well properly vented for equilibration of air pressure?	☑	☐	☐
	d	Is the survey point clearly marked on the inner casing?	☑	☐	☐
	e	Is the depth of the well consistent with the original well log?	☑	☐	☐
	f	Is the casing stable? (or does the pvc move easily when touched or can it be taken apart by hand due to lack of grout or use of slip couplings in construction)	☑	☐	☐
5	Sampling: Groundwater Wells Only:				
	a	Does well recharge adequately when purged?	☐	☐	☐
	b	If dedicated sampling equipment installed, is it in good condition and specified in the approved groundwater plan for the facility?	☐	☐	☐
	c	Does the well require redevelopment (low flow, turbid)?	☐	☐	☐
6	Based on your professional judgement, is the well construction / location:				
		appropriate to 1) achieve the objectives of the Groundwater Monitoring Program	☑	☐	☐
		and 2) comply with the applicable regulatory requirements?	☑	☐	☐
7	Corrective actions as needed, by date:				
8	Date by when corrective actions are needed:				

Groundwater Gauging Well Inspection Report

ARCADIS

Project Location:	AP-2
Permit Number:	
Well ID:	YGWA-14S
Person Gauging:	Khalil Carson
Date:	2/8/2022
Time:	08:39:00

			Yes	No	N/A
1	Location Identification:				
	a	Is the well visible and accessible?	☑	☐	☐
	b	Is the well properly identified with the correct well ID?	☑	☐	☐
	c	Is the well in a high traffic area and does the well require protection from traffic?	☐	☑	☐
	d	Is the drainage around the well acceptable? (no standing water, nor is well located in obvious drainage flow path)	☑	☐	☐
2	Protective Casing:				
	a	Is the protective casing free from apparent damage and able to be secured?	☑	☐	☐
	b	Is the casing free of degradation or deterioration?	☑	☐	☐
	c	Does the casing have a functioning weep hole?	☑	☐	☐
	d	Is the annular space between casings clear of debris and water, or filled with pea gravel/sand?	☑	☐	☐
3	Surface Pad				
	a	Is the well pad in good condition (not cracked or broken)?	☑	☐	☐
	b	Is the well pad sloped away from the protective casing?	☑	☐	☐
	c	Is the well pad in complete contact with the protective casing?	☑	☐	☐
	d	Is the well pad in complete contact with the ground surface and stable? (not undermined by erosion, animal burrows, and does not move when stepped on)	☑	☐	☐
	e	Is the pad surface clean (not covered with sediment or debris)?	☑	☐	☐
4	Internal Casing				
	a	Does the cap prevent entry of foreign material into the well?	☑	☐	☐
	b	Is the casing free of kinks or bends, or any obstructions from foreign objects (such as bailers)?	☑	☐	☐
	c	Is the well properly vented for equilibration of air pressure?	☑	☐	☐
	d	Is the survey point clearly marked on the inner casing?	☑	☐	☐
	e	Is the depth of the well consistent with the original well log?	☑	☐	☐
	f	Is the casing stable? (or does the pvc move easily when touched or can it be taken apart by hand due to lack of grout or use of slip couplings in construction)	☑	☐	☐
5	Sampling: Groundwater Wells Only:				
	a	Does well recharge adequately when purged?	☑	☐	☐
	b	If dedicated sampling equipment installed, is it in good condition and specified in the approved groundwater plan for the facility?	☑	☐	☐
	c	Does the well require redevelopment (low flow, turbid)?	☐	☑	☐
6	Based on your professional judgement, is the well construction / location:				
		appropriate to 1) achieve the objectives of the Groundwater Monitoring Program	☑	☐	☐
		and 2) comply with the applicable regulatory requirements?	☑	☐	☐
7	Corrective actions as needed, by date:				
8	Date by when corrective actions are needed:				

Groundwater Gauging Well Inspection Report

ARCADIS

Project Location:	AP-2
Permit Number:	
Well ID:	YGWA-1I
Person Gauging:	Jessica Ware
Date:	2/7/2022
Time:	15:46:00

			Yes	No	N/A
1	Location Identification:				
	a	Is the well visible and accessible?	☑	☐	☐
	b	Is the well properly identified with the correct well ID?	☑	☐	☐
	c	Is the well in a high traffic area and does the well require protection from traffic?	☐	☑	☐
	d	Is the drainage around the well acceptable? (no standing water, nor is well located in obvious drainage flow path)	☑	☐	☐
2	Protective Casing:				
	a	Is the protective casing free from apparent damage and able to be secured?	☑	☐	☐
	b	Is the casing free of degradation or deterioration?	☑	☐	☐
	c	Does the casing have a functioning weep hole?	☑	☐	☐
	d	Is the annular space between casings clear of debris and water, or filled with pea gravel/sand?	☑	☐	☐
3	Surface Pad				
	a	Is the well pad in good condition (not cracked or broken)?	☑	☐	☐
	b	Is the well pad sloped away from the protective casing?	☑	☐	☐
	c	Is the well pad in complete contact with the protective casing?	☑	☐	☐
	d	Is the well pad in complete contact with the ground surface and stable? (not undermined by erosion, animal burrows, and does not move when stepped on)	☑	☐	☐
	e	Is the pad surface clean (not covered with sediment or debris)?	☑	☐	☐
4	Internal Casing				
	a	Does the cap prevent entry of foreign material into the well?	☑	☐	☐
	b	Is the casing free of kinks or bends, or any obstructions from foreign objects (such as bailers)?	☑	☐	☐
	c	Is the well properly vented for equilibration of air pressure?	☑	☐	☐
	d	Is the survey point clearly marked on the inner casing?	☑	☐	☐
	e	Is the depth of the well consistent with the original well log?	☐	☐	☑
	f	Is the casing stable? (or does the pvc move easily when touched or can it be taken apart by hand due to lack of grout or use of slip couplings in construction)	☑	☐	☐
5	Sampling: Groundwater Wells Only:				
	a	Does well recharge adequately when purged?	☐	☐	☐
	b	If dedicated sampling equipment installed, is it in good condition and specified in the approved groundwater plan for the facility?	☐	☐	☐
	c	Does the well require redevelopment (low flow, turbid)?	☐	☐	☐
6	Based on your professional judgement, is the well construction / location:				
		appropriate to 1) achieve the objectives of the Groundwater Monitoring Program	☑	☐	☐
		and 2) comply with the applicable regulatory requirements?	☑	☐	☐
7	Corrective actions as needed, by date:				
8	Date by when corrective actions are needed:				

Groundwater Gauging Well Inspection Report

ARCADIS

Project Location:	AP-2
Permit Number:	
Well ID:	YGWA-3I
Person Gauging:	Jessica Ware
Date:	2/7/2022
Time:	15:26:00

			Yes	No	N/A
1	Location Identification:				
	a	Is the well visible and accessible?	☑	☐	☐
	b	Is the well properly identified with the correct well ID?	☑	☐	☐
	c	Is the well in a high traffic area and does the well require protection from traffic?	☐	☑	☐
	d	Is the drainage around the well acceptable? (no standing water, nor is well located in obvious drainage flow path)	☑	☐	☐
2	Protective Casing:				
	a	Is the protective casing free from apparent damage and able to be secured?	☑	☐	☐
	b	Is the casing free of degradation or deterioration?	☑	☐	☐
	c	Does the casing have a functioning weep hole?	☑	☐	☐
	d	Is the annular space between casings clear of debris and water, or filled with pea gravel/sand?	☑	☐	☐
3	Surface Pad				
	a	Is the well pad in good condition (not cracked or broken)?	☑	☐	☐
	b	Is the well pad sloped away from the protective casing?	☑	☐	☐
	c	Is the well pad in complete contact with the protective casing?	☑	☐	☐
	d	Is the well pad in complete contact with the ground surface and stable? (not undermined by erosion, animal burrows, and does not move when stepped on)	☑	☐	☐
	e	Is the pad surface clean (not covered with sediment or debris)?	☑	☐	☐
4	Internal Casing				
	a	Does the cap prevent entry of foreign material into the well?	☑	☐	☐
	b	Is the casing free of kinks or bends, or any obstructions from foreign objects (such as bailers)?	☑	☐	☐
	c	Is the well properly vented for equilibration of air pressure?	☑	☐	☐
	d	Is the survey point clearly marked on the inner casing?	☑	☐	☐
	e	Is the depth of the well consistent with the original well log?	☐	☐	☑
	f	Is the casing stable? (or does the pvc move easily when touched or can it be taken apart by hand due to lack of grout or use of slip couplings in construction)	☑	☐	☐
5	Sampling: Groundwater Wells Only:				
	a	Does well recharge adequately when purged?	☐	☐	☐
	b	If dedicated sampling equipment installed, is it in good condition and specified in the approved groundwater plan for the facility?	☐	☐	☐
	c	Does the well require redevelopment (low flow, turbid)?	☐	☐	☐
6	Based on your professional judgement, is the well construction / location:				
		appropriate to 1) achieve the objectives of the Groundwater Monitoring Program	☑	☐	☐
		and 2) comply with the applicable regulatory requirements?	☑	☐	☐
7	Corrective actions as needed, by date:				
8	Date by when corrective actions are needed:				

Groundwater Gauging Well Inspection Report

ARCADIS

Project Location:	AP-2
Permit Number:	
Well ID:	YGWA-3D
Person Gauging:	Jessica Ware
Date:	2/7/2022
Time:	15:28:00

			Yes	No	N/A
1	Location Identification:				
	a	Is the well visible and accessible?	☑	☐	☐
	b	Is the well properly identified with the correct well ID?	☑	☐	☐
	c	Is the well in a high traffic area and does the well require protection from traffic?	☐	☑	☐
	d	Is the drainage around the well acceptable? (no standing water, nor is well located in obvious drainage flow path)	☑	☐	☐
2	Protective Casing:				
	a	Is the protective casing free from apparent damage and able to be secured?	☑	☐	☐
	b	Is the casing free of degradation or deterioration?	☑	☐	☐
	c	Does the casing have a functioning weep hole?	☑	☐	☐
	d	Is the annular space between casings clear of debris and water, or filled with pea gravel/sand?	☑	☐	☐
3	Surface Pad				
	a	Is the well pad in good condition (not cracked or broken)?	☑	☐	☐
	b	Is the well pad sloped away from the protective casing?	☑	☐	☐
	c	Is the well pad in complete contact with the protective casing?	☑	☐	☐
	d	Is the well pad in complete contact with the ground surface and stable? (not undermined by erosion, animal burrows, and does not move when stepped on)	☑	☐	☐
	e	Is the pad surface clean (not covered with sediment or debris)?	☑	☐	☐
4	Internal Casing				
	a	Does the cap prevent entry of foreign material into the well?	☑	☐	☐
	b	Is the casing free of kinks or bends, or any obstructions from foreign objects (such as bailers)?	☑	☐	☐
	c	Is the well properly vented for equilibration of air pressure?	☑	☐	☐
	d	Is the survey point clearly marked on the inner casing?	☑	☐	☐
	e	Is the depth of the well consistent with the original well log?	☐	☐	☑
	f	Is the casing stable? (or does the pvc move easily when touched or can it be taken apart by hand due to lack of grout or use of slip couplings in construction)	☑	☐	☐
5	Sampling: Groundwater Wells Only:				
	a	Does well recharge adequately when purged?	☐	☐	☐
	b	If dedicated sampling equipment installed, is it in good condition and specified in the approved groundwater plan for the facility?	☐	☐	☐
	c	Does the well require redevelopment (low flow, turbid)?	☐	☐	☐
6	Based on your professional judgement, is the well construction / location:				
		appropriate to 1) achieve the objectives of the Groundwater Monitoring Program	☑	☐	☐
		and 2) comply with the applicable regulatory requirements?	☑	☐	☐
7	Corrective actions as needed, by date:				
8	Date by when corrective actions are needed:				

Groundwater Gauging Well Inspection Report

ARCADIS

Project Location:	AP-2
Permit Number:	
Well ID:	YGWA-2I
Person Gauging:	Jessica Ware
Date:	2/7/2022
Time:	15:37:00

			Yes	No	N/A
1	Location Identification:				
	a	Is the well visible and accessible?	☑	☐	☐
	b	Is the well properly identified with the correct well ID?	☑	☐	☐
	c	Is the well in a high traffic area and does the well require protection from traffic?	☐	☑	☐
	d	Is the drainage around the well acceptable? (no standing water, nor is well located in obvious drainage flow path)	☑	☐	☐
2	Protective Casing:				
	a	Is the protective casing free from apparent damage and able to be secured?	☑	☐	☐
	b	Is the casing free of degradation or deterioration?	☑	☐	☐
	c	Does the casing have a functioning weep hole?	☐	☑	☐
	d	Is the annular space between casings clear of debris and water, or filled with pea gravel/sand?	☑	☐	☐
3	Surface Pad				
	a	Is the well pad in good condition (not cracked or broken)?	☑	☐	☐
	b	Is the well pad sloped away from the protective casing?	☑	☐	☐
	c	Is the well pad in complete contact with the protective casing?	☑	☐	☐
	d	Is the well pad in complete contact with the ground surface and stable? (not undermined by erosion, animal burrows, and does not move when stepped on)	☑	☐	☐
	e	Is the pad surface clean (not covered with sediment or debris)?	☑	☐	☐
4	Internal Casing				
	a	Does the cap prevent entry of foreign material into the well?	☑	☐	☐
	b	Is the casing free of kinks or bends, or any obstructions from foreign objects (such as bailers)?	☑	☐	☐
	c	Is the well properly vented for equilibration of air pressure?	☑	☐	☐
	d	Is the survey point clearly marked on the inner casing?	☑	☐	☐
	e	Is the depth of the well consistent with the original well log?	☐	☐	☑
	f	Is the casing stable? (or does the pvc move easily when touched or can it be taken apart by hand due to lack of grout or use of slip couplings in construction)	☑	☐	☐
5	Sampling: Groundwater Wells Only:				
	a	Does well recharge adequately when purged?	☐	☐	☐
	b	If dedicated sampling equipment installed, is it in good condition and specified in the approved groundwater plan for the facility?	☐	☐	☐
	c	Does the well require redevelopment (low flow, turbid)?	☐	☐	☐
6	Based on your professional judgement, is the well construction / location:				
		appropriate to 1) achieve the objectives of the Groundwater Monitoring Program	☑	☐	☐
		and 2) comply with the applicable regulatory requirements?	☑	☐	☐
7	Corrective actions as needed, by date:				
8	Date by when corrective actions are needed:				

Groundwater Gauging Well Inspection Report

ARCADIS

Project Location:	AP-2
Permit Number:	
Well ID:	YGWA-1D
Person Gauging:	Jessica Ware
Date:	2/7/2022
Time:	15:43:00

			Yes	No	N/A
1	Location Identification:				
	a	Is the well visible and accessible?	☑	☐	☐
	b	Is the well properly identified with the correct well ID?	☑	☐	☐
	c	Is the well in a high traffic area and does the well require protection from traffic?	☐	☑	☐
	d	Is the drainage around the well acceptable? (no standing water, nor is well located in obvious drainage flow path)	☑	☐	☐
2	Protective Casing:				
	a	Is the protective casing free from apparent damage and able to be secured?	☑	☐	☐
	b	Is the casing free of degradation or deterioration?	☑	☐	☐
	c	Does the casing have a functioning weep hole?	☑	☐	☐
	d	Is the annular space between casings clear of debris and water, or filled with pea gravel/sand?	☑	☐	☐
3	Surface Pad				
	a	Is the well pad in good condition (not cracked or broken)?	☑	☐	☐
	b	Is the well pad sloped away from the protective casing?	☑	☐	☐
	c	Is the well pad in complete contact with the protective casing?	☑	☐	☐
	d	Is the well pad in complete contact with the ground surface and stable? (not undermined by erosion, animal burrows, and does not move when stepped on)	☑	☐	☐
	e	Is the pad surface clean (not covered with sediment or debris)?	☑	☐	☐
4	Internal Casing				
	a	Does the cap prevent entry of foreign material into the well?	☑	☐	☐
	b	Is the casing free of kinks or bends, or any obstructions from foreign objects (such as bailers)?	☑	☐	☐
	c	Is the well properly vented for equilibration of air pressure?	☑	☐	☐
	d	Is the survey point clearly marked on the inner casing?	☑	☐	☐
	e	Is the depth of the well consistent with the original well log?	☐	☐	☑
	f	Is the casing stable? (or does the pvc move easily when touched or can it be taken apart by hand due to lack of grout or use of slip couplings in construction)	☑	☐	☐
5	Sampling: Groundwater Wells Only:				
	a	Does well recharge adequately when purged?	☐	☐	☐
	b	If dedicated sampling equipment installed, is it in good condition and specified in the approved groundwater plan for the facility?	☐	☐	☐
	c	Does the well require redevelopment (low flow, turbid)?	☐	☐	☐
6	Based on your professional judgement, is the well construction / location:				
		appropriate to 1) achieve the objectives of the Groundwater Monitoring Program	☑	☐	☐
		and 2) comply with the applicable regulatory requirements?	☑	☐	☐
7	Corrective actions as needed, by date:				
8	Date by when corrective actions are needed:				

Groundwater Gauging Well Inspection Report

ARCADIS

Project Location:	AMA AP-3, A, B and B'
Permit Number:	
Well ID:	YGWA-4I
Person Gauging:	Jessica Ware
Date:	2/7/2022
Time:	11:16:00

			Yes	No	N/A
1	Location Identification:				
	a	Is the well visible and accessible?	☑	☐	☐
	b	Is the well properly identified with the correct well ID?	☑	☐	☐
	c	Is the well in a high traffic area and does the well require protection from traffic?	☐	☑	☐
	d	Is the drainage around the well acceptable? (no standing water, nor is well located in obvious drainage flow path)	☑	☐	☐
2	Protective Casing:				
	a	Is the protective casing free from apparent damage and able to be secured?	☑	☐	☐
	b	Is the casing free of degradation or deterioration?	☑	☐	☐
	c	Does the casing have a functioning weep hole?	☐	☑	☐
	d	Is the annular space between casings clear of debris and water, or filled with pea gravel/sand?	☑	☐	☐
3	Surface Pad				
	a	Is the well pad in good condition (not cracked or broken)?	☑	☐	☐
	b	Is the well pad sloped away from the protective casing?	☐	☑	☐
	c	Is the well pad in complete contact with the protective casing?	☑	☐	☐
	d	Is the well pad in complete contact with the ground surface and stable? (not undermined by erosion, animal burrows, and does not move when stepped on)	☑	☐	☐
	e	Is the pad surface clean (not covered with sediment or debris)?	☐	☑	☐
4	Internal Casing				
	a	Does the cap prevent entry of foreign material into the well?	☑	☐	☐
	b	Is the casing free of kinks or bends, or any obstructions from foreign objects (such as bailers)?	☑	☐	☐
	c	Is the well properly vented for equilibration of air pressure?	☑	☐	☐
	d	Is the survey point clearly marked on the inner casing?	☑	☐	☐
	e	Is the depth of the well consistent with the original well log?	☐	☐	☑
	f	Is the casing stable? (or does the pvc move easily when touched or can it be taken apart by hand due to lack of grout or use of slip couplings in construction)	☑	☐	☐
5	Sampling: Groundwater Wells Only:				
	a	Does well recharge adequately when purged?	☐	☐	☐
	b	If dedicated sampling equipment installed, is it in good condition and specified in the approved groundwater plan for the facility?	☐	☐	☐
	c	Does the well require redevelopment (low flow, turbid)?	☐	☐	☐
6	Based on your professional judgement, is the well construction / location:				
		appropriate to 1) achieve the objectives of the Groundwater Monitoring Program	☐	☐	☐
		and 2) comply with the applicable regulatory requirements?	☐	☐	☐
7	Corrective actions as needed, by date:				
8	Date by when corrective actions are needed:				

Groundwater Gauging Well Inspection Report

ARCADIS

Project Location:	AMA AP-3, A, B and B'
Permit Number:	
Well ID:	YGWA-5D
Person Gauging:	Jessica Ware
Date:	2/7/2022
Time:	11:34:00

			Yes	No	N/A
1	Location Identification:				
	a	Is the well visible and accessible?	☑	☐	☐
	b	Is the well properly identified with the correct well ID?	☑	☐	☐
	c	Is the well in a high traffic area and does the well require protection from traffic?	☐	☑	☐
	d	Is the drainage around the well acceptable? (no standing water, nor is well located in obvious drainage flow path)	☑	☐	☐
2	Protective Casing:				
	a	Is the protective casing free from apparent damage and able to be secured?	☑	☐	☐
	b	Is the casing free of degradation or deterioration?	☑	☐	☐
	c	Does the casing have a functioning weep hole?	☐	☑	☐
	d	Is the annular space between casings clear of debris and water, or filled with pea gravel/sand?	☑	☐	☐
3	Surface Pad				
	a	Is the well pad in good condition (not cracked or broken)?	☑	☐	☐
	b	Is the well pad sloped away from the protective casing?	☐	☑	☐
	c	Is the well pad in complete contact with the protective casing?	☑	☐	☐
	d	Is the well pad in complete contact with the ground surface and stable? (not undermined by erosion, animal burrows, and does not move when stepped on)	☑	☐	☐
	e	Is the pad surface clean (not covered with sediment or debris)?	☑	☐	☐
4	Internal Casing				
	a	Does the cap prevent entry of foreign material into the well?	☑	☐	☐
	b	Is the casing free of kinks or bends, or any obstructions from foreign objects (such as bailers)?	☑	☐	☐
	c	Is the well properly vented for equilibration of air pressure?	☑	☐	☐
	d	Is the survey point clearly marked on the inner casing?	☑	☐	☐
	e	Is the depth of the well consistent with the original well log?	☐	☐	☑
	f	Is the casing stable? (or does the pvc move easily when touched or can it be taken apart by hand due to lack of grout or use of slip couplings in construction)	☑	☐	☐
5	Sampling: Groundwater Wells Only:				
	a	Does well recharge adequately when purged?	☐	☐	☐
	b	If dedicated sampling equipment installed, is it in good condition and specified in the approved groundwater plan for the facility?	☐	☐	☐
	c	Does the well require redevelopment (low flow, turbid)?	☐	☐	☐
6	Based on your professional judgement, is the well construction / location:				
		appropriate to 1) achieve the objectives of the Groundwater Monitoring Program	☑	☐	☐
		and 2) comply with the applicable regulatory requirements?	☑	☐	☐
7	Corrective actions as needed, by date:				
8	Date by when corrective actions are needed:				

Groundwater Gauging Well Inspection Report

ARCADIS

Project Location:	AMA AP-3, A, B and B'
Permit Number:	
Well ID:	YGWA-20S
Person Gauging:	Jessica Ware
Date:	2/7/2022
Time:	11:44:00

			Yes	No	N/A
1	Location Identification:				
	a	Is the well visible and accessible?	☑	☐	☐
	b	Is the well properly identified with the correct well ID?	☑	☐	☐
	c	Is the well in a high traffic area and does the well require protection from traffic?	☐	☑	☐
	d	Is the drainage around the well acceptable? (no standing water, nor is well located in obvious drainage flow path)	☑	☐	☐
2	Protective Casing:				
	a	Is the protective casing free from apparent damage and able to be secured?	☑	☐	☐
	b	Is the casing free of degradation or deterioration?	☑	☐	☐
	c	Does the casing have a functioning weep hole?	☑	☐	☐
	d	Is the annular space between casings clear of debris and water, or filled with pea gravel/sand?	☑	☐	☐
3	Surface Pad				
	a	Is the well pad in good condition (not cracked or broken)?	☑	☐	☐
	b	Is the well pad sloped away from the protective casing?	☐	☐	☑
	c	Is the well pad in complete contact with the protective casing?	☑	☐	☐
	d	Is the well pad in complete contact with the ground surface and stable? (not undermined by erosion, animal burrows, and does not move when stepped on)	☑	☐	☐
	e	Is the pad surface clean (not covered with sediment or debris)?	☑	☐	☐
4	Internal Casing				
	a	Does the cap prevent entry of foreign material into the well?	☑	☐	☐
	b	Is the casing free of kinks or bends, or any obstructions from foreign objects (such as bailers)?	☑	☐	☐
	c	Is the well properly vented for equilibration of air pressure?	☑	☐	☐
	d	Is the survey point clearly marked on the inner casing?	☑	☐	☐
	e	Is the depth of the well consistent with the original well log?	☐	☐	☑
	f	Is the casing stable? (or does the pvc move easily when touched or can it be taken apart by hand due to lack of grout or use of slip couplings in construction)	☑	☐	☐
5	Sampling: Groundwater Wells Only:				
	a	Does well recharge adequately when purged?	☐	☐	☐
	b	If dedicated sampling equipment installed, is it in good condition and specified in the approved groundwater plan for the facility?	☐	☐	☐
	c	Does the well require redevelopment (low flow, turbid)?	☐	☐	☐
6	Based on your professional judgement, is the well construction / location:				
		appropriate to 1) achieve the objectives of the Groundwater Monitoring Program	☑	☐	☐
		and 2) comply with the applicable regulatory requirements?	☑	☐	☐
7	Corrective actions as needed, by date:				
8	Date by when corrective actions are needed:				

Groundwater Gauging Well Inspection Report

ARCADIS

Project Location:	AMA AP-3, A, B and B'
Permit Number:	
Well ID:	YGWA-5I
Person Gauging:	Jessica Ware
Date:	2/7/2022
Time:	11:32:00

			Yes	No	N/A
1	Location Identification:				
	a	Is the well visible and accessible?	☑	☐	☐
	b	Is the well properly identified with the correct well ID?	☐	☑	☐
	c	Is the well in a high traffic area and does the well require protection from traffic?	☑	☐	☐
	d	Is the drainage around the well acceptable? (no standing water, nor is well located in obvious drainage flow path)	☑	☐	☐
2	Protective Casing:				
	a	Is the protective casing free from apparent damage and able to be secured?	☑	☐	☐
	b	Is the casing free of degradation or deterioration?	☑	☐	☐
	c	Does the casing have a functioning weep hole?	☐	☑	☐
	d	Is the annular space between casings clear of debris and water, or filled with pea gravel/sand?	☑	☐	☐
3	Surface Pad				
	a	Is the well pad in good condition (not cracked or broken)?	☑	☐	☐
	b	Is the well pad sloped away from the protective casing?	☐	☑	☐
	c	Is the well pad in complete contact with the protective casing?	☑	☐	☐
	d	Is the well pad in complete contact with the ground surface and stable? (not undermined by erosion, animal burrows, and does not move when stepped on)	☑	☐	☐
	e	Is the pad surface clean (not covered with sediment or debris)?	☑	☐	☐
4	Internal Casing				
	a	Does the cap prevent entry of foreign material into the well?	☑	☐	☐
	b	Is the casing free of kinks or bends, or any obstructions from foreign objects (such as bailers)?	☑	☐	☐
	c	Is the well properly vented for equilibration of air pressure?	☑	☐	☐
	d	Is the survey point clearly marked on the inner casing?	☑	☐	☐
	e	Is the depth of the well consistent with the original well log?	☐	☐	☑
	f	Is the casing stable? (or does the pvc move easily when touched or can it be taken apart by hand due to lack of grout or use of slip couplings in construction)	☑	☐	☐
5	Sampling: Groundwater Wells Only:				
	a	Does well recharge adequately when purged?	☐	☐	☐
	b	If dedicated sampling equipment installed, is it in good condition and specified in the approved groundwater plan for the facility?	☐	☐	☐
	c	Does the well require redevelopment (low flow, turbid)?	☐	☐	☐
6	Based on your professional judgement, is the well construction / location:				
		appropriate to 1) achieve the objectives of the Groundwater Monitoring Program	☑	☐	☐
		and 2) comply with the applicable regulatory requirements?	☑	☐	☐
7	Corrective actions as needed, by date:				
8	Date by when corrective actions are needed:				

Groundwater Gauging Well Inspection Report

ARCADIS

Project Location:	AMA AP-3, A, B and B'
Permit Number:	
Well ID:	YGWA-21I
Person Gauging:	Jessica Ware
Date:	2/7/2022
Time:	11:53:00

			Yes	No	N/A
1	Location Identification:				
	a	Is the well visible and accessible?	☑	☐	☐
	b	Is the well properly identified with the correct well ID?	☑	☐	☐
	c	Is the well in a high traffic area and does the well require protection from traffic?	☐	☑	☐
	d	Is the drainage around the well acceptable? (no standing water, nor is well located in obvious drainage flow path)	☑	☐	☐
2	Protective Casing:				
	a	Is the protective casing free from apparent damage and able to be secured?	☑	☐	☐
	b	Is the casing free of degradation or deterioration?	☑	☐	☐
	c	Does the casing have a functioning weep hole?	☐	☑	☐
	d	Is the annular space between casings clear of debris and water, or filled with pea gravel/sand?	☑	☐	☐
3	Surface Pad				
	a	Is the well pad in good condition (not cracked or broken)?	☑	☐	☐
	b	Is the well pad sloped away from the protective casing?	☐	☑	☐
	c	Is the well pad in complete contact with the protective casing?	☑	☐	☐
	d	Is the well pad in complete contact with the ground surface and stable? (not undermined by erosion, animal burrows, and does not move when stepped on)	☑	☐	☐
	e	Is the pad surface clean (not covered with sediment or debris)?	☑	☐	☐
4	Internal Casing				
	a	Does the cap prevent entry of foreign material into the well?	☑	☐	☐
	b	Is the casing free of kinks or bends, or any obstructions from foreign objects (such as bailers)?	☑	☐	☐
	c	Is the well properly vented for equilibration of air pressure?	☐	☐	☑
	d	Is the survey point clearly marked on the inner casing?	☑	☐	☐
	e	Is the depth of the well consistent with the original well log?	☐	☐	☑
	f	Is the casing stable? (or does the pvc move easily when touched or can it be taken apart by hand due to lack of grout or use of slip couplings in construction)	☑	☐	☐
5	Sampling: Groundwater Wells Only:				
	a	Does well recharge adequately when purged?	☐	☐	☐
	b	If dedicated sampling equipment installed, is it in good condition and specified in the approved groundwater plan for the facility?	☐	☐	☐
	c	Does the well require redevelopment (low flow, turbid)?	☐	☐	☐
6	Based on your professional judgement, is the well construction / location:				
		appropriate to 1) achieve the objectives of the Groundwater Monitoring Program	☑	☐	☐
		and 2) comply with the applicable regulatory requirements?	☑	☐	☐
7	Corrective actions as needed, by date:				
8	Date by when corrective actions are needed:				

Groundwater Gauging Well Inspection Report

ARCADIS

Project Location:	AMA AP-3, A, B and B'
Permit Number:	
Well ID:	YGWA-17S
Person Gauging:	Jessica Ware
Date:	2/7/2022
Time:	12:25:00

			Yes	No	N/A
1	Location Identification:				
	a	Is the well visible and accessible?	☑	☐	☐
	b	Is the well properly identified with the correct well ID?	☑	☐	☐
	c	Is the well in a high traffic area and does the well require protection from traffic?	☐	☑	☐
	d	Is the drainage around the well acceptable? (no standing water, nor is well located in obvious drainage flow path)	☑	☐	☐
2	Protective Casing:				
	a	Is the protective casing free from apparent damage and able to be secured?	☑	☐	☐
	b	Is the casing free of degradation or deterioration?	☑	☐	☐
	c	Does the casing have a functioning weep hole?	☑	☐	☐
	d	Is the annular space between casings clear of debris and water, or filled with pea gravel/sand?	☑	☐	☐
3	Surface Pad				
	a	Is the well pad in good condition (not cracked or broken)?	☑	☐	☐
	b	Is the well pad sloped away from the protective casing?	☐	☐	☑
	c	Is the well pad in complete contact with the protective casing?	☑	☐	☐
	d	Is the well pad in complete contact with the ground surface and stable? (not undermined by erosion, animal burrows, and does not move when stepped on)	☑	☐	☐
	e	Is the pad surface clean (not covered with sediment or debris)?	☑	☐	☐
4	Internal Casing				
	a	Does the cap prevent entry of foreign material into the well?	☑	☐	☐
	b	Is the casing free of kinks or bends, or any obstructions from foreign objects (such as bailers)?	☑	☐	☐
	c	Is the well properly vented for equilibration of air pressure?	☑	☐	☐
	d	Is the survey point clearly marked on the inner casing?	☑	☐	☐
	e	Is the depth of the well consistent with the original well log?	☐	☐	☑
	f	Is the casing stable? (or does the pvc move easily when touched or can it be taken apart by hand due to lack of grout or use of slip couplings in construction)	☑	☐	☐
5	Sampling: Groundwater Wells Only:				
	a	Does well recharge adequately when purged?	☐	☐	☐
	b	If dedicated sampling equipment installed, is it in good condition and specified in the approved groundwater plan for the facility?	☐	☐	☐
	c	Does the well require redevelopment (low flow, turbid)?	☐	☐	☐
6	Based on your professional judgement, is the well construction / location:				
		appropriate to 1) achieve the objectives of the Groundwater Monitoring Program	☑	☐	☐
		and 2) comply with the applicable regulatory requirements?	☑	☐	☐
7	Corrective actions as needed, by date:				
8	Date by when corrective actions are needed:				

Groundwater Gauging Well Inspection Report

ARCADIS

Project Location:	AMA AP-3, A, B and B'
Permit Number:	
Well ID:	YGWA-18I
Person Gauging:	Jessica Ware
Date:	2/7/2022
Time:	12:35:00

			Yes	No	N/A
1	Location Identification:				
	a	Is the well visible and accessible?	☑	☐	☐
	b	Is the well properly identified with the correct well ID?	☑	☐	☐
	c	Is the well in a high traffic area and does the well require protection from traffic?	☐	☑	☐
	d	Is the drainage around the well acceptable? (no standing water, nor is well located in obvious drainage flow path)	☑	☐	☐
2	Protective Casing:				
	a	Is the protective casing free from apparent damage and able to be secured?	☑	☐	☐
	b	Is the casing free of degradation or deterioration?	☑	☐	☐
	c	Does the casing have a functioning weep hole?	☑	☐	☐
	d	Is the annular space between casings clear of debris and water, or filled with pea gravel/sand?	☑	☐	☐
3	Surface Pad				
	a	Is the well pad in good condition (not cracked or broken)?	☑	☐	☐
	b	Is the well pad sloped away from the protective casing?	☐	☐	☑
	c	Is the well pad in complete contact with the protective casing?	☑	☐	☐
	d	Is the well pad in complete contact with the ground surface and stable? (not undermined by erosion, animal burrows, and does not move when stepped on)	☑	☐	☐
	e	Is the pad surface clean (not covered with sediment or debris)?	☑	☐	☐
4	Internal Casing				
	a	Does the cap prevent entry of foreign material into the well?	☑	☐	☐
	b	Is the casing free of kinks or bends, or any obstructions from foreign objects (such as bailers)?	☑	☐	☐
	c	Is the well properly vented for equilibration of air pressure?	☑	☐	☐
	d	Is the survey point clearly marked on the inner casing?	☑	☐	☐
	e	Is the depth of the well consistent with the original well log?	☐	☐	☑
	f	Is the casing stable? (or does the pvc move easily when touched or can it be taken apart by hand due to lack of grout or use of slip couplings in construction)	☑	☐	☐
5	Sampling: Groundwater Wells Only:				
	a	Does well recharge adequately when purged?	☐	☐	☐
	b	If dedicated sampling equipment installed, is it in good condition and specified in the approved groundwater plan for the facility?	☐	☐	☐
	c	Does the well require redevelopment (low flow, turbid)?	☐	☐	☐
6	Based on your professional judgement, is the well construction / location:				
		appropriate to 1) achieve the objectives of the Groundwater Monitoring Program	☑	☐	☐
		and 2) comply with the applicable regulatory requirements?	☑	☐	☐
7	Corrective actions as needed, by date:				
8	Date by when corrective actions are needed:				

Groundwater Gauging Well Inspection Report

ARCADIS

Project Location:	AMA AP-3, A, B and B'
Permit Number:	
Well ID:	YGWA-18S
Person Gauging:	Jessica Ware
Date:	2/7/2022
Time:	12:39:00

			Yes	No	N/A
1	Location Identification:				
	a	Is the well visible and accessible?	☑	☐	☐
	b	Is the well properly identified with the correct well ID?	☑	☐	☐
	c	Is the well in a high traffic area and does the well require protection from traffic?	☐	☑	☐
	d	Is the drainage around the well acceptable? (no standing water, nor is well located in obvious drainage flow path)	☑	☐	☐
2	Protective Casing:				
	a	Is the protective casing free from apparent damage and able to be secured?	☑	☐	☐
	b	Is the casing free of degradation or deterioration?	☑	☐	☐
	c	Does the casing have a functioning weep hole?	☑	☐	☐
	d	Is the annular space between casings clear of debris and water, or filled with pea gravel/sand?	☑	☐	☐
3	Surface Pad				
	a	Is the well pad in good condition (not cracked or broken)?	☑	☐	☐
	b	Is the well pad sloped away from the protective casing?	☐	☐	☑
	c	Is the well pad in complete contact with the protective casing?	☑	☐	☐
	d	Is the well pad in complete contact with the ground surface and stable? (not undermined by erosion, animal burrows, and does not move when stepped on)	☑	☐	☐
	e	Is the pad surface clean (not covered with sediment or debris)?	☑	☐	☐
4	Internal Casing				
	a	Does the cap prevent entry of foreign material into the well?	☑	☐	☐
	b	Is the casing free of kinks or bends, or any obstructions from foreign objects (such as bailers)?	☑	☐	☐
	c	Is the well properly vented for equilibration of air pressure?	☑	☐	☐
	d	Is the survey point clearly marked on the inner casing?	☑	☐	☐
	e	Is the depth of the well consistent with the original well log?	☐	☐	☑
	f	Is the casing stable? (or does the pvc move easily when touched or can it be taken apart by hand due to lack of grout or use of slip couplings in construction)	☑	☐	☐
5	Sampling: Groundwater Wells Only:				
	a	Does well recharge adequately when purged?	☐	☐	☐
	b	If dedicated sampling equipment installed, is it in good condition and specified in the approved groundwater plan for the facility?	☐	☐	☐
	c	Does the well require redevelopment (low flow, turbid)?	☐	☐	☐
6	Based on your professional judgement, is the well construction / location:				
		appropriate to 1) achieve the objectives of the Groundwater Monitoring Program	☑	☐	☐
		and 2) comply with the applicable regulatory requirements?	☑	☐	☐
7	Corrective actions as needed, by date:				
8	Date by when corrective actions are needed:				

Groundwater Gauging Well Inspection Report

ARCADIS

Project Location:	AMA R6 CCR Landfill
Permit Number:	
Well ID:	YGWA-40
Person Gauging:	Jessica Ware
Date:	2/7/2022
Time:	14:00:00

			Yes	No	N/A
1	Location Identification:				
	a	Is the well visible and accessible?	☑	☐	☐
	b	Is the well properly identified with the correct well ID?	☑	☐	☐
	c	Is the well in a high traffic area and does the well require protection from traffic?	☐	☑	☐
	d	Is the drainage around the well acceptable? (no standing water, nor is well located in obvious drainage flow path)	☑	☐	☐
2	Protective Casing:				
	a	Is the protective casing free from apparent damage and able to be secured?	☑	☐	☐
	b	Is the casing free of degradation or deterioration?	☑	☐	☐
	c	Does the casing have a functioning weep hole?	☑	☐	☐
	d	Is the annular space between casings clear of debris and water, or filled with pea gravel/sand?	☑	☐	☐
3	Surface Pad				
	a	Is the well pad in good condition (not cracked or broken)?	☑	☐	☐
	b	Is the well pad sloped away from the protective casing?	☐	☐	☑
	c	Is the well pad in complete contact with the protective casing?	☑	☐	☐
	d	Is the well pad in complete contact with the ground surface and stable? (not undermined by erosion, animal burrows, and does not move when stepped on)	☑	☐	☐
	e	Is the pad surface clean (not covered with sediment or debris)?	☑	☐	☐
4	Internal Casing				
	a	Does the cap prevent entry of foreign material into the well?	☑	☐	☐
	b	Is the casing free of kinks or bends, or any obstructions from foreign objects (such as bailers)?	☑	☐	☐
	c	Is the well properly vented for equilibration of air pressure?	☑	☐	☐
	d	Is the survey point clearly marked on the inner casing?	☑	☐	☐
	e	Is the depth of the well consistent with the original well log?	☐	☐	☑
	f	Is the casing stable? (or does the pvc move easily when touched or can it be taken apart by hand due to lack of grout or use of slip couplings in construction)	☑	☐	☐
5	Sampling: Groundwater Wells Only:				
	a	Does well recharge adequately when purged?	☐	☐	☐
	b	If dedicated sampling equipment installed, is it in good condition and specified in the approved groundwater plan for the facility?	☐	☐	☐
	c	Does the well require redevelopment (low flow, turbid)?	☐	☐	☐
6	Based on your professional judgement, is the well construction / location:				
		appropriate to 1) achieve the objectives of the Groundwater Monitoring Program	☑	☐	☐
		and 2) comply with the applicable regulatory requirements?	☑	☐	☐
7	Corrective actions as needed, by date:				
8	Date by when corrective actions are needed:				

Groundwater Gauging Well Inspection Report

ARCADIS Design & Consultancy for natural and built assets

Project Location:	AMA R6 CCR Landfill
Permit Number:	
Well ID:	YGWA-39
Person Gauging:	Jessica Ware
Date:	2/7/2022
Time:	14:05:00

			Yes	No	N/A
1	Location Identification:				
	a	Is the well visible and accessible?	☑	☐	☐
	b	Is the well properly identified with the correct well ID?	☑	☐	☐
	c	Is the well in a high traffic area and does the well require protection from traffic?	☐	☐	☑
	d	Is the drainage around the well acceptable? (no standing water, nor is well located in obvious drainage flow path)	☑	☐	☐
2	Protective Casing:				
	a	Is the protective casing free from apparent damage and able to be secured?	☑	☐	☐
	b	Is the casing free of degradation or deterioration?	☑	☐	☐
	c	Does the casing have a functioning weep hole?	☑	☐	☐
	d	Is the annular space between casings clear of debris and water, or filled with pea gravel/sand?	☑	☐	☐
3	Surface Pad				
	a	Is the well pad in good condition (not cracked or broken)?	☑	☐	☐
	b	Is the well pad sloped away from the protective casing?	☐	☐	☑
	c	Is the well pad in complete contact with the protective casing?	☑	☐	☐
	d	Is the well pad in complete contact with the ground surface and stable? (not undermined by erosion, animal burrows, and does not move when stepped on)	☑	☐	☐
	e	Is the pad surface clean (not covered with sediment or debris)?	☑	☐	☐
4	Internal Casing				
	a	Does the cap prevent entry of foreign material into the well?	☑	☐	☐
	b	Is the casing free of kinks or bends, or any obstructions from foreign objects (such as bailers)?	☑	☐	☐
	c	Is the well properly vented for equilibration of air pressure?	☑	☐	☐
	d	Is the survey point clearly marked on the inner casing?	☑	☐	☐
	e	Is the depth of the well consistent with the original well log?	☐	☐	☑
	f	Is the casing stable? (or does the pvc move easily when touched or can it be taken apart by hand due to lack of grout or use of slip couplings in construction)	☑	☐	☐
5	Sampling: Groundwater Wells Only:				
	a	Does well recharge adequately when purged?	☐	☐	☐
	b	If dedicated sampling equipment installed, is it in good condition and specified in the approved groundwater plan for the facility?	☐	☐	☐
	c	Does the well require redevelopment (low flow, turbid)?	☐	☐	☐
6	Based on your professional judgement, is the well construction / location:				
		appropriate to 1) achieve the objectives of the Groundwater Monitoring Program	☑	☐	☐
		and 2) comply with the applicable regulatory requirements?	☑	☐	☐
7	Corrective actions as needed, by date:				
8	Date by when corrective actions are needed:				

Groundwater Gauging Well Inspection Report

ARCADIS Design & Consultancy for natural and built assets

Project Location:	Gypsum Landfill
Permit Number:	
Well ID:	GWA-2
Person Gauging:	Mark Chest
Date:	2/7/2022
Time:	11:05:00

			Yes	No	N/A
1	Location Identification:				
	a	Is the well visible and accessible?	☑	☐	☐
	b	Is the well properly identified with the correct well ID?	☑	☐	☐
	c	Is the well in a high traffic area and does the well require protection from traffic?	☐	☑	☐
	d	Is the drainage around the well acceptable? (no standing water, nor is well located in obvious drainage flow path)	☑	☐	☐
2	Protective Casing:				
	a	Is the protective casing free from apparent damage and able to be secured?	☑	☐	☐
	b	Is the casing free of degradation or deterioration?	☑	☐	☐
	c	Does the casing have a functioning weep hole?	☑	☐	☐
	d	Is the annular space between casings clear of debris and water, or filled with pea gravel/sand?	☑	☐	☐
3	Surface Pad				
	a	Is the well pad in good condition (not cracked or broken)?	☑	☐	☐
	b	Is the well pad sloped away from the protective casing?	☑	☐	☐
	c	Is the well pad in complete contact with the protective casing?	☑	☐	☐
	d	Is the well pad in complete contact with the ground surface and stable? (not undermined by erosion, animal burrows, and does not move when stepped on)	☑	☐	☐
	e	Is the pad surface clean (not covered with sediment or debris)?	☑	☐	☐
4	Internal Casing				
	a	Does the cap prevent entry of foreign material into the well?	☑	☐	☐
	b	Is the casing free of kinks or bends, or any obstructions from foreign objects (such as bailers)?	☑	☐	☐
	c	Is the well properly vented for equilibration of air pressure?	☑	☐	☐
	d	Is the survey point clearly marked on the inner casing?	☑	☐	☐
	e	Is the depth of the well consistent with the original well log?	☑	☐	☐
	f	Is the casing stable? (or does the pvc move easily when touched or can it be taken apart by hand due to lack of grout or use of slip couplings in construction)	☑	☐	☐
5	Sampling: Groundwater Wells Only:				
	a	Does well recharge adequately when purged?	☐	☐	☐
	b	If dedicated sampling equipment installed, is it in good condition and specified in the approved groundwater plan for the facility?	☑	☐	☐
	c	Does the well require redevelopment (low flow, turbid)?	☐	☐	☐
6	Based on your professional judgement, is the well construction / location:				
		appropriate to 1) achieve the objectives of the Groundwater Monitoring Program	☑	☐	☐
		and 2) comply with the applicable regulatory requirements?	☑	☐	☐
7	Corrective actions as needed, by date:				
	None				
8	Date by when corrective actions are needed:				

Groundwater Gauging Well Inspection Report

ARCADIS Design & Consultancy for natural and built assets

Project Location:	AP-1
Permit Number:	
Well ID:	YGWA-47
Person Gauging:	Mark Chest
Date:	2/7/2022
Time:	12:32:00

			Yes	No	N/A
1	Location Identification:				
	a	Is the well visible and accessible?	☑	☐	☐
	b	Is the well properly identified with the correct well ID?	☑	☐	☐
	c	Is the well in a high traffic area and does the well require protection from traffic?	☐	☑	☐
	d	Is the drainage around the well acceptable? (no standing water, nor is well located in obvious drainage flow path)	☑	☐	☐
2	Protective Casing:				
	a	Is the protective casing free from apparent damage and able to be secured?	☑	☐	☐
	b	Is the casing free of degradation or deterioration?	☑	☐	☐
	c	Does the casing have a functioning weep hole?	☑	☐	☐
	d	Is the annular space between casings clear of debris and water, or filled with pea gravel/sand?	☑	☐	☐
3	Surface Pad				
	a	Is the well pad in good condition (not cracked or broken)?	☑	☐	☐
	b	Is the well pad sloped away from the protective casing?	☑	☐	☐
	c	Is the well pad in complete contact with the protective casing?	☑	☐	☐
	d	Is the well pad in complete contact with the ground surface and stable? (not undermined by erosion, animal burrows, and does not move when stepped on)	☑	☐	☐
	e	Is the pad surface clean (not covered with sediment or debris)?	☑	☐	☐
4	Internal Casing				
	a	Does the cap prevent entry of foreign material into the well?	☑	☐	☐
	b	Is the casing free of kinks or bends, or any obstructions from foreign objects (such as bailers)?	☑	☐	☐
	c	Is the well properly vented for equilibration of air pressure?	☑	☐	☐
	d	Is the survey point clearly marked on the inner casing?	☑	☐	☐
	e	Is the depth of the well consistent with the original well log?	☑	☐	☐
	f	Is the casing stable? (or does the pvc move easily when touched or can it be taken apart by hand due to lack of grout or use of slip couplings in construction)	☑	☐	☐
5	Sampling: Groundwater Wells Only:				
	a	Does well recharge adequately when purged?	☐	☐	☐
	b	If dedicated sampling equipment installed, is it in good condition and specified in the approved groundwater plan for the facility?	☑	☐	☐
	c	Does the well require redevelopment (low flow, turbid)?	☐	☐	☐
6	Based on your professional judgement, is the well construction / location:				
		appropriate to 1) achieve the objectives of the Groundwater Monitoring Program	☑	☐	☐
		and 2) comply with the applicable regulatory requirements?	☑	☐	☐
7	Corrective actions as needed, by date:				
8	Date by when corrective actions are needed:				

AMA-R6 August/September 2022

August 2022 Daily Calibration Log

Project Plant Yates

Field Staff: Mark Chest/ Jessica Ware/ Khalil Carson/ Jake Swanson/ David Prouty

Instrument Calibration

Date: 08/30/2022 Initial

Parameter	Units	Standard	SmarTROLL SN 925534 (Mark Chest)	SmarTROLL SN 509263 (Jessica Ware)	SmarTROLL SN 870001 (Khalil Carson)	SmarTROLL SN 925153 (Jake Swanson)	SmarTROLL SN 518546 (David Prouty)
DO	% saturation	100	100	100	100	100	100
Conductivity	us/cm	1413	1413	1409	1413	1409	1409
pH	S.U.	4.00	4.00	4.01	4.01	4.00	4.01
pH	S.U.	7.00	7.00	6.99	6.99	7.00	7.00
pH	S.U.	10.00	10.00	9.95	9.95	10.00	10.00
ORP	mV	220.0	220.0	220.0	220.0	228.3	226.8

Parameter	Units	Standard	Geotech (Mark Chest)	Geotech (Jessica Ware)	Geotech (Khalil Carson)	Geotech (Jake Swanson)	Geotech (David Prouty)
Turbidity	NTU	20.0	20.8	19.8	19.7	0.02	19.8
Turbidity	NTU	100	101	100	101	20.0	101
Turbidity	NTU	800	799	802	813	100	806
Turbidity	NTU	<0.10	0.08	0.02	0.02	801	0.1

Date: 08/30/2022 Time: Midday

Parameter	Units	Standard	SmarTROLL SN 925534 (Mark Chest)	SmarTROLL SN 509263 (Jessica Ware)	SmarTROLL SN 509271 (Khalil Carson)	SmarTROLL SN 925153 (Jake Swanson)	SmarTROLL SN 518546 (David Prouty)
DO	% saturation	100	100	100	100	100	100
Conductivity	us/cm	1409	1419	1409	1413	1409	1409
pH	S.U.	4.00	4.01	4.02	4.01	4.01	4.02
pH	S.U.	7.00	6.99	6.98	6.99	6.99	6.98
pH	S.U.	10.00	9.95	9.91	9.95	9.95	9.95
ORP	mV	220.0	220.0	220.0	220.0	220.0	220.2

Parameter	Units	Standard	Geotech (Mark Chest)	Geotech (Jessica Ware)	Geotech (Khalil Carson)	Geotech (Jake Swanson)	Geotech (David Prouty)
Turbidity	NTU	20.0	20.0	19.8	19.7	0.02	--
Turbidity	NTU	100	98.2	100	98.8	20.0	--
Turbidity	NTU	800	793	804	796	100	--
Turbidity	NTU	<0.10	0.02	0.02	0.02	801	--

Notes:

DO - Dissolved Oxygen; us/cm - microsiemens/centimeter; ORP - oxidation-reduction potential; mV - millivolts; NTU - Nephelometric Turbidity Units; NC - Not calibrated

Quick Cal solution standard is dependant on temperature and will fluctuate

NA = Not Applicable

-- Calibration not performed

* Half day

August 2022 Daily Calibration Log

Project Plant Yates

Field Staff: Mark Chest/ Jessica Ware/ Khalil Carson/ Jake Swanson/ David Prouty

Instrument Calibration

Date: 08/31/2022 Initial

Parameter	Units	Standard	SmarTROLL SN 925534 (Mark Chest)	SmarTROLL SN 509263 (Jessica Ware)	SmarTROLL SN 509271 (Khalil Carson)	SmarTROLL SN 925153 (Jake Swanson)	SmarTROLL SN 518546 (David Prouty)
DO	% saturation	100	100	100	100	100	100
Conductivity	us/cm	1413	1413	1409	1413	1409	1409
pH	S.U.	4.00	4.00	4.00	4.00	4.00	4.00
pH	S.U.	7.00	7.00	7.00	7.00	7.00	7.00
pH	S.U.	10.00	10.00	10.05	10.00	10.00	10.00
ORP	mV	220.0	220.0	220.0	220.0	220.0	232.0

Parameter	Units	Standard	Geotech (Mark Chest)	Geotech (Jessica Ware)	Geotech (Khalil Carson)	Geotech (Jake Swanson)	Geotech (David Prouty)
Turbidity	NTU	20.0	21.0	19.6	20.5	0.02	19.9
Turbidity	NTU	100	101	101	102	20.0	109
Turbidity	NTU	800	813	800	806	100	804
Turbidity	NTU	<0.10	0.02	0.02	0.04	801	0.02

Date: 08/31/2022 Time: Midday

Parameter	Units	Standard	SmarTROLL SN 925534 (Mark Chest)	SmarTROLL SN 509263 (Jessica Ware)	SmarTROLL SN 509271 (Khalil Carson)	SmarTROLL SN 925153 (Jake Swanson)	SmarTROLL SN 870001 (David Prouty)
DO	% saturation	100	NA*	100	100	100	100
Conductivity	us/cm	1409	NA*	1409	1413	1409	1409
pH	S.U.	4.00	NA*	4.01	4.01	4.02	4.01
pH	S.U.	7.00	NA*	6.98	6.99	6.98	6.99
pH	S.U.	10.00	NA*	9.95	9.95	9.91	9.97
ORP	mV	220.0	NA*	220.0	220.0	220.0	223.3

Parameter	Units	Standard	Geotech (Mark Chest)	Geotech (Jessica Ware)	Geotech (Khalil Carson)	Geotech (Jake Swanson)	Geotech (David Prouty)
Turbidity	NTU	20.0	NA*	19.5	18.9	0.02	--
Turbidity	NTU	100	NA*	99.9	99.1	20.0	--
Turbidity	NTU	800	NA*	796	792	100	--
Turbidity	NTU	<0.10	NA*	0.02	0.02	801	--

Notes:

DO - Dissolved Oxygen; us/cm - microsiemens/centimeter; ORP - oxidation-reduction potential; mV - millivolts; NTU - Nephelometric Turbidity Units; NC - Not calibrated

Quick Cal solution standard is dependant on temperature and will fluctuate

NA = Not Applicable

-- Calibration not performed

* Half day

August 2022 Daily Calibration Log

Project Plant Yates

Field Staff: Mark Chest/ Jessica Ware/ Khalil Carson/ Jake Swanson/ David Prouty

Instrument Calibration

Date: 09/01/2022 Initial

Parameter	Units	Standard	SmarTROLL SN 925534 (Mark Chest)	SmarTROLL SN 509263 (Jessica Ware)	SmarTROLL SN 509271 (Khalil Carson)	SmarTROLL SN 925153 (Jake Swanson)	SmarTROLL SN 518546 (David Prouty)
DO	% saturation	100	100	100	100	100	100
Conductivity	us/cm	1413	1413	1409	1413	1409	1409
pH	S.U.	4.00	4.00	4.00	4.01	4.00	4.00
pH	S.U.	7.00	7.00	7.00	6.99	7.02	7.02
pH	S.U.	10.00	10.00	10.00	9.95	10.05	10.05
ORP	mV	220.0	220.0	220.0	220.0	220.0	233.9

Parameter	Units	Standard	Geotech (Mark Chest)	Geotech (Jessica Ware)	Geotech (Khalil Carson)	Geotech (Jake Swanson)	Geotech (David Prouty)
Turbidity	NTU	20.0	20.4	20.3	20.7	0.02	19.8
Turbidity	NTU	100	101	100	101	20.0	103
Turbidity	NTU	800	803	801	803	100	802
Turbidity	NTU	<0.10	0.02	0.02	0.09	801	0.02

Date: 09/01/2022 Time: Midday

Parameter	Units	Standard	SmarTROLL SN 925534 (Mark Chest)	SmarTROLL SN 509263 (Jessica Ware)	SmarTROLL SN 509271 (Khalil Carson)	SmarTROLL SN 925153 (Jake Swanson)	SmarTROLL SN 518546 (David Prouty)
DO	% saturation	100	NA*	100	100	100	NA*
Conductivity	us/cm	1409	NA*	1409	1413	1409	NA*
pH	S.U.	4.00	NA*	4.01	4.01	4.01	NA*
pH	S.U.	7.00	NA*	6.99	6.99	6.99	NA*
pH	S.U.	10.00	NA*	10.00	9.95	9.95	NA*
ORP	mV	220.0	NA*	220.0	220.0	220.0	NA*

Parameter	Units	Standard	Geotech (Mark Chest)	Geotech (Jessica Ware)	Geotech (Khalil Carson)	Geotech (Jake Swanson)	Geotech (David Prouty)
Turbidity	NTU	20.0	NA*	20.3	19.8	0.02	NA*
Turbidity	NTU	100	NA*	101	97.3	20.0	NA*
Turbidity	NTU	800	NA*	806	797	100	NA*
Turbidity	NTU	<0.10	NA*	0.02	0.02	801	NA*

Notes:

DO - Dissolved Oxygen; us/cm - microsiemens/centimeter; ORP - oxidation-reduction potential; mV - millivolts; NTU - Nephelometric Turbidity Units; NC - Not calibrated

Quick Cal solution standard is dependant on temperature and will fluctuate

NA = Not Applicable

-- Calibration not performed

* Half day

Groundwater Gauging Log

Client:	Georgia Power
Project Location:	AMA R6 CCR Landfill
Date:	8/29/2022
Sampler:	Mark Chest
Equipment:	water probe

Well	Date	Time	Depth to Water (ft)	Well Depth (ft)	Comments
YGWC-36A	8/29/2022	11:13:00	11.56	51.20	--
YGWC-38	8/29/2022	13:07:00	30.00	50.59	--
PZ-37	8/29/2022	13:56:00	11.70	49.78	--
PZ-52D	8/29/2022	14:13:00	6.11	92.00	--

Groundwater Gauging Log

Client:	Georgia Power
Project Location:	AMA R6 CCR Landfill
Date:	8/29/2022
Sampler:	Jessica Ware
Equipment:	water probe

Well	Date	Time	Depth to Water (ft)	Well Depth (ft)	Comments
YAMW-3	8/29/2022	12:34:00	37.03	91.44	--
YGWC-42	8/29/2022	12:36:00	29.14	59.76	--
YAMW-4	8/29/2022	12:40:00	32.33	96.55	--
YGWC-41	8/29/2022	12:42:00	28.64	67.32	--
YAMW-2	8/29/2022	12:46:00	23.89	46.48	--
YGWA-40	8/29/2022	12:52:00	23.64	48.23	--
YAMW-5	8/29/2022	13:07:00	14.75	90.34	--
YGWA-39	8/29/2022	13:12:00	17.72	68.59	--
PZ-53D	8/29/2022	13:22:00	5.44	160.00	--

Groundwater Gauging Log

Client:	Georgia Power
Project Location:	AMA R6 CCR Landfill
Date:	8/29/2022
Sampler:	Jake Swanson
Equipment:	water probe

Well	Date	Time	Depth to Water (ft)	Well Depth (ft)	Comments
YGWC-43	8/29/2022	13:22:00	23.90	79.66	--
PZ-51	8/29/2022	13:58:00	9.42	36.00	--

Groundwater Gauging Log

Client:	Georgia Power
Project Location:	AMA AP-3, A, B and B'
Date:	8/29/2022
Sampler:	Jessica Ware
Equipment:	water probe

Well	Date	Time	Depth to Water (ft)	Well Depth (ft)	Comments
YGWA-21I	8/29/2022	09:48:00	31.73	79.90	--
YGWA-20S	8/29/2022	09:51:00	11.64	29.52	--
YGWA-4I	8/29/2022	09:55:00	24.06	48.81	--
PZ-04S	8/29/2022	10:08:00	25.54	33.33	--
YGWA-5D	8/29/2022	10:11:00	21.87	129.13	--
YGWA-5I	8/29/2022	10:22:00	20.63	58.94	--
PZ-05S	8/29/2022	10:23:00	20.64	41.94	--
YGWA-6I	8/29/2022	10:25:00	20.76	69.03	--
YGWA-6S	8/29/2022	10:40:00	20.52	39.87	--
PZ-06D	8/29/2022	10:41:00	23.14	134.02	--
YGWC-49	8/29/2022	11:52:00	32.65	78.53	--
PZ-48	8/29/2022	11:59:00	21.81	58.73	--
YGWA-17S	8/29/2022	12:06:00	13.45	39.85	--
YGWA-18I	8/29/2022	12:14:00	25.58	79.97	--
YGWA-18S	8/29/2022	12:17:00	21.58	39.97	--
PZ-37D	8/29/2022	13:24:00	3.82	202.44	--

Groundwater Gauging Log

Client:	Georgia Power
Project Location:	AMA AP-3, A, B and B'
Date:	8/29/2022
Sampler:	Mark Chest
Equipment:	water probe

Well	Date	Time	Depth to Water (ft)	Well Depth (ft)	Comments
YAMW-1	8/29/2022	11:51:00	12.06	69.93	--
PZ-35	8/29/2022	12:05:00	12.30	50.01	--
YGWC-23S	8/29/2022	12:46:00	16.79	38.91	--

Groundwater Sampling Form

Updated : 8/31/2022 7:12:52 PM -04:00

Project Number	30052922	**Well ID**	YGWC-49			**Date**	08/31/2022
Project Location	AMA AP-3, A, B and B'		**Weather(°F)**	86.9 degrees F and Clear. The wind is blowing N/NW at 6.9 mph.			
Measuring Pt. Description	Top of Inner Casing	**Screen Setting (ft-bmp)**	68.03	**Casing Diameter (in)**	2	**Well Casing Material**	PVC
Static Water Level (ft-bmp)	32.64	**Total Depth (ft-bmp)**	78.53	**Water Column(ft)**	45.89	**Gallons in Well**	7.46
MP Elevation	782.73	**Pump Intake (ft-bmp)**	73	**Purge Method**	Low-Flow	**Sample Method**	Low-Flow
Sample Time	17:00	**Well Volumes Purged**	0.16	**Sample ID**	YGWC-49	**Sampled by**	Jake Swanson
Purge Start	16:24	**Gallons Purged**	1.19	**Replicate/ Code No.**	Ama-EB-1 and ama-FB-1	**Color**	Clear
Purge End	16:54						

Time	Total Elapsed Minutes	Rate (mL/min)	Depth to Water (ft)	pH (standard units)	Specific Conductivity (µS/cm)	Turbidity (NTU)	Dissolved Oxygen (mg/L)	Temperature °C	Redox (mV)
16:24:00	00:00	150	32.64	6.56	579.13	1.07	4.31	41.4	41.95
16:29:00	05:00	150	32.78	6.02	371.10	1.32	5.95	38.8	109.02
16:34:00	10:00	150	32.83	5.53	302.04	0.88	6.29	37.4	148.16
16:39:00	15:00	150	32.94	5.18	177.22	0.96	1.95	26.7	108.46
16:44:00	20:00	150	33.13	5.24	175.76	0.75	2.43	23.7	157.55
16:49:00	25:00	150	33.15	5.26	173.22	0.41	2.41	23.2	181.51
16:54:00	30:00	150	33.17	5.34	173.28	0.12	2.39	22.9	189.20

Constituent Sampled	Container	Number	Preservative
RAD Chem	1L Plastic	2	HNO3
Metals	250 mL Plastic	1	HNO3
Chloride,F, SO4	250 mL Plastic	1	None
TDS	500 mL Plastic	1	None

Comments: None

Well Casing Volume Conversion

Well diameter (inches) = gallons per foot

1 = 0.04 1.5 = 0.09 2.5 = 0.26 3.5 = 0.50 6 = 1.47
1.25 = 0.06 2 = 0.16 3 = 0.37 4 = 0.65

Well Information

Well Location:

Condition of Well:

Well Completion: NA

Well Locked at Arrival:

Well Locked at Departure:

Key Number To Well: NA

Groundwater Sampling Form

Updated : 9/1/2022 10:46:53 AM -04:00

Project Number	30143608	**Well ID**	YAMW-1			**Date**	08/31/2022
Project Location	AMA AP-3, A, B and B'		**Weather(°F)**	86.0 degrees F and Clear. The wind is blowing N/NW at 8.1 mph.			
Measuring Pt. Description	Top of Inner Casing	**Screen Setting (ft-bmp)**	59.6	**Casing Diameter (in)**	2	**Well Casing Material**	PVC
Static Water Level (ft-bmp)	12	**Total Depth (ft-bmp)**	69.93	**Water Column(ft)**	57.93	**Gallons in Well**	9.41
MP Elevation	743.83	**Pump Intake (ft-bmp)**	65	**Purge Method**	Low-Flow	**Sample Method**	Grab
Sample Time	17:50	**Well Volumes Purged**	0.07	**Sample ID**	YAMW-1	**Sampled by**	David Prouty
Purge Start	17:22	**Gallons Purged**	0.66	**Replicate/ Code No.**	AMA-DUP-1	**Color**	Clear
Purge End	18:45						

Time	Total Elapsed Minutes	Rate (mL/min)	Depth to Water (ft)	pH (standard units)	Specific Conductivity (µS/cm)	Turbidity (NTU)	Dissolved Oxygen (mg/L)	Temperature °C	Redox (mV)
17:22:00	00:00	100	12.75	6.09	319.92	0.96	1.60	25.2	177.94
17:27:00	05:00	100	12.78	5.56	464.45	7.34	1.75	25.1	208.77
17:32:00	10:00	100	12.78	5.53	490.71	4.94	1.58	24.7	227.69
17:37:00	15:00	100	12.78	5.55	488.31	2.18	1.57	24.4	236.93
17:42:00	20:00	100	12.78	5.58	485.31	2.18	1.52	24.4	241.47
17:47:00	25:00	100	12.78	5.64	471.10		1.41	24.0	242.78

Constituent Sampled	Container	Number	Preservative
RAD Chem	1L Plastic	2	HNO3
Metals	250 mL Plastic	1	HNO3
TDS	500 mL Plastic	1	None
Anions	250 mL Plastic	1	None

Comments: Disturbed transducer by lifting half a foot around 1715 until sampling completed 1830

Well Casing Volume Conversion

Well diameter (inches) = gallons per foot 1 = 0.04 1.5 = 0.09 2.5 = 0.26 3.5 = 0.50 6 = 1.47
1.25 = 0.06 2 = 0.16 3 = 0.37 4 = 0.65

Well Information

Well Location:

Well Locked at Arrival:

Condition of Well:

Well Locked at Departure:

Well Completion: NA

Key Number To Well: NA

Groundwater Sampling Form

Updated : 9/1/2022 1:41:17 PM -04:00

Project Number	30143608	**Well ID**	PZ-51			**Date**	09/01/2022
Project Location	AMA R6 CCR Landfill		**Weather(°F)**	78.8 degrees F and Clear. The wind is blowing NE at 3.4 mph.			
Measuring Pt. Description	Top of Inner Casing	**Screen Setting (ft-bmp)**	26.3	**Casing Diameter (in)**	2	**Well Casing Material**	PVC
Static Water Level (ft-bmp)	9.85	**Total Depth (ft-bmp)**	36	**Water Column(ft)**	26.15	**Gallons in Well**	4.25
MP Elevation	744.3	**Pump Intake (ft-bmp)**	33	**Purge Method**	Low-Flow	**Sample Method**	Grab
Sample Time	10:45	**Well Volumes Purged**	0.12	**Sample ID**	PZ-51	**Sampled by**	David Prouty
Purge Start	10:19	**Gallons Purged**	0.53	**Replicate/ Code No.**		**Color**	Clear
Purge End	11:12						

Time	Total Elapsed Minutes	Rate (mL/min)	Depth to Water (ft)	pH (standard units)	Specific Conductivity (µS/cm)	Turbidity (NTU)	Dissolved Oxygen (mg/L)	Temperature °C	Redox (mV)
10:19:00	00:00	100	9.85	4.69	662.04	1.63	3.10	19.3	237.43
10:24:00	05:00	100	9.92	4.70	667.65	0.21	3.00	19.1	249.52
10:29:00	10:00	100	9.92	4.71	671.24	0.21	2.86	19.2	245.39
10:34:00	15:00	100	9.92	4.72	670.45	0.13	2.80	19.1	238.13
10:39:00	20:00	100	9.92	4.74	674.18	0.09	2.80	19.0	245.37

Constituent Sampled	Container	Number	Preservative
Metals	250 mL Plastic	1	HNO3
RAD Chem	1L Plastic	2	HNO3
TDS	500 mL Plastic	1	None
Anions	250 mL Plastic	1	None

Comments: Overgrown

Well Casing Volume Conversion

Well diameter (inches) = gallons per foot 1 = 0.04 1.5 = 0.09 2.5 = 0.26 3.5 = 0.50 6 = 1.47
1.25 = 0.06 2 = 0.16 3 = 0.37 4 = 0.65

Well Information

Well Location: _____ Well Locked at Arrival: _____

Condition of Well: _____ Well Locked at Departure: _____

Well Completion: NA Key Number To Well: NA

Groundwater Sampling Form

Updated : 9/1/2022 4:40:08 PM -04:00

Project Number	30053438	**Well ID**	PZ-37D			**Date**	09/01/2022
Project Location	AMA AP-3, A, B and B'		**Weather(°F)**	81 °F, Sunny, winds at mph.			
Measuring Pt. Description	Top of Inner Casing	**Screen Setting (ft-bmp)**	192.44	**Casing Diameter (in)**	2	**Well Casing Material**	PVC
Static Water Level (ft-bmp)	3.79	**Total Depth (ft-bmp)**	202.44	**Water Column(ft)**	198.65	**Gallons in Well**	32.28
MP Elevation	761.12	**Pump Intake (ft-bmp)**	197	**Purge Method**	Low-Flow	**Sample Method**	Low-Flow
Sample Time	11:22	**Well Volumes Purged**	0.05	**Sample ID**	PZ-37D	**Sampled by**	Jessica Ware
Purge Start	10:38	**Gallons Purged**	1.49	**Replicate/ Code No.**		**Color**	Clear
Purge End	12:16						

Time	Total Elapsed Minutes	Rate (mL/min)	Depth to Water (ft)	pH (standard units)	Specific Conductivity (µS/cm)	Turbidity (NTU)	Dissolved Oxygen (mg/L)	Temperature °C	Redox (mV)
10:38:00	00:00	200	3.79	7.43	565.05	0.02	1.54	22.8	-205.82
10:43:00	05:00	200	5	7.53	656.43	0.02	0.99	23.6	-226.41
10:48:00	10:00	150	5.35	7.70	853.83	0.02	0.75	24.9	-234.03
10:53:00	15:00	125	5.67	7.90	1175.04	0.02	0.49	26.0	-242.85
10:58:00	20:00	125	5.92	7.99	1341.19	0.21	0.35	26.6	-245.07
11:03:00	25:00	125	6.15	8.03	1429.62	0.06	0.29	27.2	-244.22
11:08:00	30:00	100	6.24	8.05	1489.91	0.91	0.29	27.7	-240.99
11:13:00	35:00	100	6.33	8.06	1527.76	1.63	0.29	28.3	-237.33
11:18:00	40:00	100	6.37	8.06	1550.08	2.16	0.33	29.0	-229.80

Constituent Sampled	Container	Number	Preservative
RAD Chem	1L Plastic	2	HNO3
Metals	250 mL Plastic	1	HNO3
Cl, F, SO4	250 mL Plastic	1	None
TDS	500 mL Plastic	1	None

Comments: Sampled

Well Casing Volume Conversion

Well diameter (inches) = gallons per foot 1 = 0.04 1.5 = 0.09 2.5 = 0.26 3.5 = 0.50 6 = 1.47
1.25 = 0.06 2 = 0.16 3 = 0.37 4 = 0.65

Well Information

Well Location: _____ Well Locked at Arrival: _____

Condition of Well: _____ Well Locked at Departure: _____

Well Completion: NA Key Number To Well: NA

Groundwater Sampling Form

Updated : 9/1/2022 4:40:09 PM -04:00

Project Number	30053438	**Well ID**	PZ-37			**Date**	09/01/2022
Project Location	AMA R6 CCR Landfill		**Weather(°F)**	81 °F, Sunny, winds at mph.			
Measuring Pt. Description	Top of Inner Casing	**Screen Setting (ft-bmp)**	39.28	**Casing Diameter (in)**	2	**Well Casing Material**	PVC
Static Water Level (ft-bmp)	11.72	**Total Depth (ft-bmp)**	49.78	**Water Column(ft)**	38.06	**Gallons in Well**	6.18
MP Elevation	760.78	**Pump Intake (ft-bmp)**	45	**Purge Method**	Low-Flow	**Sample Method**	Low-Flow
Sample Time	13:00	**Well Volumes Purged**	0.19	**Sample ID**	PZ-37	**Sampled by**	Jessica Ware
Purge Start	12:33	**Gallons Purged**	1.19	**Replicate/ Code No.**	AMA-DUP-3	**Color**	Clear
Purge End	14:02						

Time	Total Elapsed Minutes	Rate (mL/min)	Depth to Water (ft)	pH (standard units)	Specific Conductivity (µS/cm)	Turbidity (NTU)	Dissolved Oxygen (mg/L)	Temperature °C	Redox (mV)
12:33:00	00:00	150	11.72	6.60	1077.16	0.14	5.19	28.5	147.70
12:38:00	05:00	150	11.85	6.12	1008.76	0.04	3.90	24.6	174.94
12:43:00	10:00	200	11.89	5.47	1014.90	0.02	3.12	22.5	184.99
12:48:00	15:00	200	11.9	5.07	1023.23	0.02	2.74	22.1	196.57
12:53:00	20:00	200	11.87	5.00	1024.43	0.02	2.70	22.0	198.62
12:58:00	25:00	200	11.89	4.98	1023.99	0.02	2.68	22.2	200.53

Constituent Sampled	Container	Number	Preservative
RAD Chem	1L Plastic	2	HNO3
Metals	250 mL Plastic	1	HNO3
TDS	500 mL Plastic	1	None
Cl, F, SO4	250 mL Plastic	1	None

Comments: Sampled

Well Casing Volume Conversion

Well diameter (inches) = gallons per foot 1 = 0.04 1.5 = 0.09 2.5 = 0.26 3.5 = 0.50 6 = 1.47
1.25 = 0.06 2 = 0.16 3 = 0.37 4 = 0.65

Well Information

Well Location:

Well Locked at Arrival:

Condition of Well:

Well Locked at Departure:

Well Completion: NA

Key Number To Well: NA

Groundwater Sampling Form

Updated : 9/1/2022 4:40:10 PM -04:00

Project Number	30053438	**Well ID**	PZ-52D			**Date**	09/01/2022
Project Location	AMA R6 CCR Landfill		**Weather(°F)**	81 °F, Sunny, winds at mph.			
Measuring Pt. Description	Top of Inner Casing	**Screen Setting (ft-bmp)**	82	**Casing Diameter (in)**	2	**Well Casing Material**	PVC
Static Water Level (ft-bmp)	6.05	**Total Depth (ft-bmp)**	92	**Water Column(ft)**	85.95	**Gallons in Well**	13.97
MP Elevation	762.79	**Pump Intake (ft-bmp)**	86	**Purge Method**	Low-Flow	**Sample Method**	Low-Flow
Sample Time	14:47	**Well Volumes Purged**	0.09	**Sample ID**	PZ-52D	**Sampled by**	Jessica Ware
Purge Start	14:18	**Gallons Purged**	1.24	**Replicate/ Code No.**		**Color**	Clear
Purge End	15:24						

Time	Total Elapsed Minutes	Rate (mL/min)	Depth to Water (ft)	pH (standard units)	Specific Conductivity (µS/cm)	Turbidity (NTU)	Dissolved Oxygen (mg/L)	Temperature °C	Redox (mV)
14:18:00	00:00	200	6.05	6.76	586.76	1.26	2.65	27.5	-63.39
14:23:00	05:00	200	6.06	6.22	697.21	3.53	0.99	23.4	-116.66
14:28:00	10:00	200	6.68	6.24	693.26	3.40	0.80	23.4	-128.41
14:33:00	15:00	200	7.16	6.26	692.72	3.33	0.75	24.5	-131.45
14:38:00	20:00	150	7.24	6.23	698.84	3.31	0.79	27.0	-127.60
14:43:00	24:41	150	7.27	6.20	699.48	2.41	0.79	28.2	-123.81

Constituent Sampled	Container	Number	Preservative
RAD Chem	1L Plastic	2	HNO3
Metals	250 mL Plastic	1	HNO3
TDS	500 mL Plastic	1	None
Cl, F, SO4	250 mL Plastic	1	None

Comments: Sampled

Well Casing Volume Conversion

Well diameter (inches) = gallons per foot 1 = 0.04 1.5 = 0.09 2.5 = 0.26 3.5 = 0.50 6 = 1.47
1.25 = 0.06 2 = 0.16 3 = 0.37 4 = 0.65

Well Information

Well Location:

Condition of Well:

Well Completion: NA

Well Locked at Arrival:

Well Locked at Departure:

Key Number To Well: NA

Groundwater Sampling Form

Updated : 9/1/2022 5:05:27 PM -04:00

Project Number	30052922	**Well ID**	YGWC-42			**Date**	09/01/2022
Project Location	AMA R6 CCR Landfill		**Weather(°F)**	It is Clear. The wind is blowing NE at 4.7 mph. 80			
Measuring Pt. Description	Top of Inner Casing	**Screen Setting (ft-bmp)**	49.36	**Casing Diameter (in)**	2	**Well Casing Material**	PVC
Static Water Level (ft-bmp)	29.14	**Total Depth (ft-bmp)**	59.76	**Water Column(ft)**	30.62	**Gallons in Well**	4.98
MP Elevation	797.86	**Pump Intake (ft-bmp)**	55	**Purge Method**	Low-Flow	**Sample Method**	Low-Flow
Sample Time	15:25	**Well Volumes Purged**	0.20	**Sample ID**	YGWC-42	**Sampled by**	Jake Swanson
Purge Start	14:52	**Gallons Purged**	1.00	**Replicate/ Code No.**		**Color**	Clear
Purge End	15:17						

Time	Total Elapsed Minutes	Rate (mL/min)	Depth to Water (ft)	pH (standard units)	Specific Conductivity (µS/cm)	Turbidity (NTU)	Dissolved Oxygen (mg/L)	Temperature °C	Redox (mV)
14:52:00	00:00	150	29.14	5.43	891.95	3.18	0.89	23.4	131.10
14:57:00	05:00	150	30.64	5.47	876.11	3.06	0.59	23.2	161.17
15:02:00	10:00	150	30.78	5.48	879.77	2.73	0.63	23.0	173.07
15:07:00	15:00	150	30.97	5.49	878.30	3.04	0.62	23.1	177.10
15:12:00	20:00	150	31.12	5.49	872.26	2.99	0.54	23.0	173.62
15:16:00	24:20	150	31.12	5.49	869.48	2.45	0.49	22.9	210.17
15:17:00	25:11	150	31.16	5.49	865.31	1.50	0.50	22.9	203.37

Constituent Sampled	Container	Number	Preservative
RAD Chem	1L Plastic	2	HNO3
Metals	250 mL Plastic	1	HNO3
Chloride,F, SO4	250 mL Plastic	1	None
TDS	500 mL Plastic	1	None

Comments: None

Well Casing Volume Conversion

Well diameter (inches) = gallons per foot

1 = 0.04 1.5 = 0.09 2.5 = 0.26 3.5 = 0.50 6 = 1.47
1.25 = 0.06 2 = 0.16 3 = 0.37 4 = 0.65

Well Information

Well Location:

Condition of Well:

Well Completion: NA

Well Locked at Arrival:

Well Locked at Departure:

Key Number To Well: NA

Groundwater Sampling Form

Updated : 9/1/2022 5:54:27 PM -04:00

Project Number	30053438	**Well ID**	YGWC-23S			**Date**	09/01/2022
Project Location	AMA AP-3, A, B and B'		**Weather(°F)**	81 °F, Sunny, winds at mph.			
Measuring Pt. Description	Top of Inner Casing	**Screen Setting (ft-bmp)**	28.61	**Casing Diameter (in)**	2	**Well Casing Material**	PVC
Static Water Level (ft-bmp)	16.85	**Total Depth (ft-bmp)**	38.91	**Water Column(ft)**	22.06	**Gallons in Well**	3.58
MP Elevation	764.91	**Pump Intake (ft-bmp)**	34	**Purge Method**	Low-Flow	**Sample Method**	Low-Flow
Sample Time	17:12	**Well Volumes Purged**	0.36	**Sample ID**	YGWC-23S	**Sampled by**	Jessica Ware
Purge Start	16:27	**Gallons Purged**	1.28	**Replicate/ Code No.**		**Color**	Clear
Purge End	17:48						

Time	Total Elapsed Minutes	Rate (mL/min)	Depth to Water (ft)	pH (standard units)	Specific Conductivity (µS/cm)	Turbidity (NTU)	Dissolved Oxygen (mg/L)	Temperature °C	Redox (mV)
16:27:00	00:00	175	16.85	5.35	244.35	6.32	7.91	23.5	131.75
16:32:00	05:00	175	17.14	5.11	243.79	7.53	7.51	23.8	162.86
16:37:00	10:00	100	17	5.10	246.17	7.27	7.37	25.7	160.66
16:41:00	13:47	100	16.96	5.11	248.18	6.16	7.22	27.1	160.00
16:46:00	18:47	100	17	5.19	247.37	4.28	7.11	28.0	158.85
16:51:00	23:47	100	17.01	5.30	240.63	3.74	7.11	26.9	156.41
16:56:00	28:47	100	17.04	5.28	239.45	3.93	7.11	26.0	162.55
16:58:00	30:48	100	17.04	5.27	239.05	4.02	7.09	26.0	162.49
17:03:00	35:48	100	17.05	5.27	239.51	4.67	7.15	25.7	166.58
17:08:00	40:48	100	17.03	5.27	240.43	3.17	7.16	25.4	168.89

Constituent Sampled	Container	Number	Preservative
RAD Chem	1L Plastic	2	HNO3
Metals	250 mL Plastic	1	HNO3
TDS	500 mL Plastic	1	None
Cl, F, SO4	250 mL Amber	1	None

Comments: Sampled

Well Casing Volume Conversion

Well diameter (inches) = gallons per foot 1 = 0.04 1.5 = 0.09 2.5 = 0.26 3.5 = 0.50 6 = 1.47
1.25 = 0.06 2 = 0.16 3 = 0.37 4 = 0.65

Well Information

Well Location:

Well Locked at Arrival:

Condition of Well:

Well Locked at Departure:

Well Completion: NA

Key Number To Well: NA

Groundwater Sampling Form

Updated : 9/2/2022 4:41:37 AM -04:00

Project Number	30143608	**Well ID**	YGWC-43			**Date**	09/01/2022
Project Location	AMA R6 CCR Landfill		**Weather(°F)**	83.5 degrees F and Clear. The wind is blowing S at 3.4 mph.			
Measuring Pt. Description	Top of Inner Casing	**Screen Setting (ft-bmp)**	69.16	**Casing Diameter (in)**	2	**Well Casing Material**	PVC
Static Water Level (ft-bmp)	41.82	**Total Depth (ft-bmp)**	79.66	**Water Column(ft)**	37.84	**Gallons in Well**	6.15
MP Elevation	744.96	**Pump Intake (ft-bmp)**	75	**Purge Method**	Low-Flow	**Sample Method**	Grab
Sample Time	12:20	**Well Volumes Purged**	0.06	**Sample ID**	YGWC-43	**Sampled by**	David Prouty
Purge Start	12:02	**Gallons Purged**	0.36	**Replicate/ Code No.**		**Color**	Clear
Purge End	12:58						

Time	Total Elapsed Minutes	Rate (mL/min)	Depth to Water (ft)	pH (standard units)	Specific Conductivity (µS/cm)	Turbidity (NTU)	Dissolved Oxygen (mg/L)	Temperature °C	Redox (mV)
12:02:00	00:00	100	41.9	5.65	357.64	0.83	1.36	23.1	-23.84
12:07:00	05:00	100	41.93	5.59	384.02	1.37	0.60	22.3	-7.31
12:12:00	10:00	100	41.95	5.58	388.94	0.29	0.48	22.1	9.33
12:15:00	13:44	100	41.95	5.62	390.83	0.09	0.43	22.3	62.62

Constituent Sampled	Container	Number	Preservative
Metals	250 mL Plastic	1	HNO3
RAD Chem	1L Plastic	2	HNO3
TDS	500 mL Plastic	1	None
Anions	250 mL Plastic	1	None

Comments: Overgrown

Well Casing Volume Conversion

Well diameter (inches) = gallons per foot

1 = 0.04 1.5 = 0.09 2.5 = 0.26 3.5 = 0.50 6 = 1.47
1.25 = 0.06 2 = 0.16 3 = 0.37 4 = 0.65

Well Information

Well Location: _____

Condition of Well: _____

Well Completion: NA

Well Locked at Arrival: _____

Well Locked at Departure: _____

Key Number To Well: NA

Groundwater Sampling Form

Updated : 9/2/2022 9:33:02 AM -04:00

Project Number	30052922	**Well ID**	YGWC-36A			**Date**	09/01/2022
Project Location	AMA R6 CCR Landfill		**Weather(°F)**	It is Clear. The wind is blowing NE at 4.7 mph. 86			
Measuring Pt. Description	Top of Inner Casing	**Screen Setting (ft-bmp)**	689.7	**Casing Diameter (in)**	2	**Well Casing Material**	PVC
Static Water Level (ft-bmp)	11.26	**Total Depth (ft-bmp)**	51.2	**Water Column(ft)**	39.94	**Gallons in Well**	6.49
MP Elevation	739.61	**Pump Intake (ft-bmp)**	46	**Purge Method**	Low-Flow	**Sample Method**	Low-Flow
Sample Time	17:00	**Well Volumes Purged**	0.17	**Sample ID**	YGWC-36A	**Sampled by**	Jake Swanson
Purge Start	16:22	**Gallons Purged**	1.08	**Replicate/ Code No.**	AMA-FB-2 and AMA-EB-2	**Color**	Clear
Purge End	16:50						

Time	Total Elapsed Minutes	Rate (mL/min)	Depth to Water (ft)	pH (standard units)	Specific Conductivity (µS/cm)	Turbidity (NTU)	Dissolved Oxygen (mg/L)	Temperature °C	Redox (mV)
16:22:00	00:00	150	11.24	5.75	119.15	16.20	1.92	29.6	152.50
16:27:00	05:00	150	11.42	5.10	107.67	16.00	3.34	23.9	207.40
16:32:00	10:00	150	11.45	5.21	106.75	10.90	3.89	23.5	206.94
16:39:00	17:11	150	11.48	5.17	110.09	4.65	4.03	23.1	275.98
16:44:00	22:11	150	11.49	5.17	111.76	2.88	4.03	23.1	255.70
16:49:00	27:11	150	11.51	5.18	112.18	1.68	4.04	22.9	250.32

Constituent Sampled	Container	Number	Preservative
RAD Chem	1L Plastic	2	HNO3
Metals	250 mL Plastic	1	HNO3
Chloride,F, SO4	250 mL Plastic	1	None
TDS	500 mL Plastic	1	None

Comments: None

Well Casing Volume Conversion

Well diameter (inches) = gallons per foot 1 = 0.04 1.5 = 0.09 2.5 = 0.26 3.5 = 0.50 6 = 1.47
1.25 = 0.06 2 = 0.16 3 = 0.37 4 = 0.65

Well Information

Well Location:

Condition of Well:

Well Completion: NA

Well Locked at Arrival:

Well Locked at Departure:

Key Number To Well: NA

Groundwater Sampling Form

Updated : 9/2/2022 9:33:19 AM -04:00

Project Number	30052922	**Well ID**	YAMW-3			**Date**	09/01/2022
Project Location	AMA R6 CCR Landfill		**Weather(°F)**	It is Clear. The wind is blowing NE at 4.7 mph. 62 F			
Measuring Pt. Description	Top of Inner Casing	**Screen Setting (ft-bmp)**	81.45	**Casing Diameter (in)**	2	**Well Casing Material**	PVC
Static Water Level (ft-bmp)	36.43	**Total Depth (ft-bmp)**	91.44	**Water Column(ft)**	55.01	**Gallons in Well**	8.94
MP Elevation	796.05	**Pump Intake (ft-bmp)**	86	**Purge Method**	Low-Flow	**Sample Method**	Low-Flow
Sample Time	13:05	**Well Volumes Purged**	0.38	**Sample ID**	YAMW-3	**Sampled by**	Jake Swanson
Purge Start	09:47	**Gallons Purged**	3.41	**Replicate/ Code No.**	Ama-EB-2 and ama-FB-2	**Color**	Clear
Purge End	12:59						

Time	Total Elapsed Minutes	Rate (mL/min)	Depth to Water (ft)	pH (standard units)	Specific Conductivity (µS/cm)	Turbidity (NTU)	Dissolved Oxygen (mg/L)	Temperature °C	Redox (mV)
09:47:00	00:00	150	36.43	5.72	781.14	3.66	1.13	22.9	32.90
09:52:00	05:00	150	37.99	5.58	851.44	6.21	0.71	22.7	75.92
09:57:00	10:00	150	38.44	5.61	830.16	5.68	0.50	22.8	37.25
10:02:00	15:00	150	39.12	5.65	797.08	7.88	0.41	22.9	-1.50
10:07:00	20:00	150	39.88	5.73	790.17	12.90	0.33	23.2	-38.87
10:12:00	25:00	50	40.37	5.84	829.20	13.50	0.28	23.2	-75.17
10:17:00	30:00	50	40.61	5.89	822.23	13.20	0.27	24.6	-129.66
10:22:00	35:00	50	40.82	5.88	800.98	13.70	0.26	25.2	-157.45
10:27:00	40:00	50	41.03	5.87	764.21	11.40	0.24	25.4	-163.69
10:32:00	45:00	50	41.23	5.85	758.41	13.20	0.23	25.5	-171.82
10:37:00	50:00	50	41.41	5.83	694.27	13.70	0.21	25.8	-169.67
10:42:00	55:00	50	41.52	5.87	763.88	12.00	0.20	25.8	-176.60
10:47:00	00:00	50	41.67	5.87	713.25	13.10	0.19	26.2	-181.52
10:52:00	05:00	50	41.82	5.87	665.91	13.60	0.19	26.4	-186.63
10:57:00	10:00	50	41.93	5.88	642.85	14.50	0.18	26.4	-186.87
11:02:00	15:00	50	41.98	5.89	750.43	13.80	0.18	26.1	-187.01
11:07:00	20:00	50	42.05	5.90	664.29	13.90	0.18	26.5	-191.33
11:12:00	25:00	50	42.14	5.92	635.52	13.80	0.18	26.6	-196.87
11:14:00	26:53	50	42.15	5.91	766.20	13.80	0.18	26.7	-199.38
11:19:00	31:53	50	42.16	5.91	749.18	13.80	0.18	27.0	-202.89
11:24:00	36:53	50	42.16	5.91	714.86	13.70	0.18	27.6	-203.38
11:29:00	41:53	50	42.17	5.90	679.44	13.80	0.18	27.6	-203.98
11:34:00	46:53	50	42.19	5.92	656.78	14.10	0.18	27.9	-206.64
11:39:00	51:53	50	42.23	5.93	633.02	14.60	0.18	28.1	-199.70
11:44:00	56:53	50	42.21	5.93	612.44	15.10	0.18	28.4	-197.75

Groundwater Sampling Form

11:49:00	01:53	50	42.18	5.93	595.90	15.90	0.20	28.6	-196.78
11:54:00	06:53	50	42.19	5.94	745.10	14.80	0.21	28.7	-195.74
11:59:00	11:53	50	42.18	5.92	730.19	12.40	0.19	28.6	-196.00
12:04:00	16:53	50	42.17	5.93	728.89	10.20	0.18	28.6	-197.55
12:09:00	21:53	50	42.19	5.93	725.69	10.10	0.23	28.6	-195.09
12:14:00	26:53	50	42.21	5.93	709.19	9.60	0.21	28.5	-197.36
12:19:00	31:53	50	42.22	5.93	705.84	9.82	0.17	27.7	-201.85
12:24:00	36:53	50	42.25	5.92	693.34	9.93	0.15	27.4	-202.51
12:29:00	41:53	50	42.29	5.92	678.95	9.84	0.14	26.9	-204.38
12:34:00	46:53	50	42.33	5.92	673.89	9.67	0.14	26.6	-207.00
12:39:00	51:53	50	42.39	5.92	601.06	9.79	0.13	26.5	-205.19
12:44:00	56:53	50	42.48	5.93	588.89	9.73	0.13	26.6	-205.03
12:49:00	01:53	50	42.57	5.94	719.37	9.66	0.14	26.8	-203.84
12:54:00	06:53	50	42.6	5.92	707.89	9.29	0.14	26.8	-202.50
12:59:00	11:53	50	42.66	5.93	704.74	9.78	0.13	26.7	-204.10

Constituent Sampled	Container	Number	Preservative
RAD Chem	1L Plastic	2	HNO3
Metals	250 mL Plastic	1	HNO3
Chloride,F, SO4	250 mL Plastic	1	None
TDS	500 mL Plastic	1	None

Comments: None

Well Casing Volume Conversion

Well diameter (inches) = gallons per foot 1 = 0.04 1.5 = 0.09 2.5 = 0.26 3.5 = 0.50 6 = 1.47
1.25 = 0.06 2 = 0.16 3 = 0.37 4 = 0.65

Well Information

Well Location:

Well Locked at Arrival:

Condition of Well:

Well Locked at Departure:

Well Completion: NA

Key Number To Well: NA

Groundwater Sampling Form

Updated : 9/2/2022 10:29:14 AM -04:00

Project Number	30053438	**Well ID**	YAMW-4			**Date**	09/01/2022
Project Location	AMA R6 CCR Landfill		**Weather(°F)**				
Measuring Pt. Description	Top of Inner Casing	**Screen Setting (ft-bmp)**	86.59	**Casing Diameter (in)**	2	**Well Casing Material**	PVC
Static Water Level (ft-bmp)	32.32	**Total Depth (ft-bmp)**	91.5	**Water Column(ft)**	59.18	**Gallons in Well**	9.62
MP Elevation	805.59	**Pump Intake (ft-bmp)**	96.5	**Purge Method**	Low-Flow	**Sample Method**	Low-Flow
Sample Time	11:25	**Well Volumes Purged**	0.30	**Sample ID**	YAMW-4	**Sampled by**	Mark Chest
Purge Start	10:24	**Gallons Purged**	2.88	**Replicate/ Code No.**		**Color**	Clear
Purge End	11:22						

Time	Total Elapsed Minutes	Rate (mL/min)	Depth to Water (ft)	pH (standard units)	Specific Conductivity (µS/cm)	Turbidity (NTU)	Dissolved Oxygen (mg/L)	Temperature °C	Redox (mV)
10:24:00	00:00	100	32.32	6.72	592.45		7.83	26.2	196.69
10:31:00	07:30	200	37	5.89	491.51	0.02	0.80	18.8	202.30
10:36:00	12:30	200	37.65	5.92	482.06	0.02	1.03	19.6	201.04
10:41:00	17:30	200	37.77	5.92	481.83	0.02	1.04	20.8	202.33
10:46:00	22:30	200	37.9	5.91	483.91	0.02	0.96	20.8	197.86
10:51:00	27:30	200	38.01	5.90	484.09	0.02	0.83	21.2	195.69
10:57:00	33:16	200	38.1	5.88	485.72	0.02	0.73	21.3	191.83
11:02:00	38:16	200	38.12	5.89	487.87	0.02	0.64	21.4	190.91
11:07:00	43:16	200	38.17	5.88	488.23	0.02	0.60	21.4	187.60
11:12:00	48:16	200	38.21	5.88	489.13	0.02	0.57	21.4	186.43
11:17:00	53:16	200	38.27	5.87	490.00	0.02	0.54	21.6	183.60
11:22:00	58:16	200	38.3	5.87	489.19	0.02	0.52	21.8	181.41

Constituent Sampled	Container	Number	Preservative
RAD Chem	1L Plastic	2	HNO3
TDS	500 mL Plastic	1	None
Metals	250 mL Plastic	1	HNO3
F, Cl, SO4	250 mL Plastic	1	None

Comments: None

Well Casing Volume Conversion

Well diameter (inches) = gallons per foot 1 = 0.04 1.5 = 0.09 2.5 = 0.26 3.5 = 0.50 6 = 1.47
1.25 = 0.06 2 = 0.16 3 = 0.37 4 = 0.65

Well Information

Well Location: _____ Well Locked at Arrival: _____

Condition of Well: _____ Well Locked at Departure: _____

Groundwater Sampling Form

Updated : 9/2/2022 10:29:14 AM -04:00

Project Number	30053438	**Well ID**	YGWC-41			**Date**	09/01/2022
Project Location	AMA R6 CCR Landfill		**Weather(°F)**	82.8 degrees F and Clear. The wind is blowing SE at 3.4 mph.			
Measuring Pt. Description	Top of Inner Casing	**Screen Setting (ft-bmp)**	56.82	**Casing Diameter (in)**	2	**Well Casing Material**	PVC
Static Water Level (ft-bmp)	29.5	**Total Depth (ft-bmp)**	67.32	**Water Column(ft)**	37.82	**Gallons in Well**	6.15
MP Elevation	803.92	**Pump Intake (ft-bmp)**	62	**Purge Method**	Low-Flow	**Sample Method**	Low-Flow
Sample Time	12:40	**Well Volumes Purged**	0.26	**Sample ID**	YGWC-41	**Sampled by**	Mark Chest
Purge Start	12:08	**Gallons Purged**	1.59	**Replicate/ Code No.**		**Color**	Clear
Purge End	12:38						

Time	Total Elapsed Minutes	Rate (mL/min)	Depth to Water (ft)	pH (standard units)	Specific Conductivity (µS/cm)	Turbidity (NTU)	Dissolved Oxygen (mg/L)	Temperature °C	Redox (mV)
12:08:00	00:00	200	29.5	5.01	302.80		4.92	21.5	193.91
12:13:00	05:00	200	30.6	4.96	277.78	0.26	5.60	18.7	212.74
12:18:00	10:00	200	30.56	4.90	279.43	0.02	6.67	18.9	223.90
12:23:00	15:00	200	30.61	4.65	285.76	0.60	7.61	18.3	243.12
12:28:00	20:00	200	30.7	4.50	289.30	0.78	8.50	18.4	258.09
12:33:00	25:00	200	30.65	4.46	290.53	1.00	8.54	18.8	265.54
12:38:00	30:00	200	30.65	4.43	298.14		8.15	18.9	270.35

Constituent Sampled	Container	Number	Preservative
RAD Chem	1L Plastic	2	HNO3
TDS	500 mL Plastic	1	None
Metals	250 mL Plastic	1	HNO3
F, Cl, SO4	500 mL Plastic	1	None

Comments: None

Well Casing Volume Conversion

Well diameter (inches) = gallons per foot
1 = 0.04 1.5 = 0.09 2.5 = 0.26 3.5 = 0.50 6 = 1.47
1.25 = 0.06 2 = 0.16 3 = 0.37 4 = 0.65

Well Information

Well Location:
Condition of Well:
Well Completion: NA
Well Locked at Arrival:
Well Locked at Departure:
Key Number To Well: NA

Groundwater Sampling Form

Updated : 9/2/2022 10:29:16 AM -04:00

Project Number	30053438	**Well ID**	YAMW-5			**Date**	09/01/2022
Project Location	AMA R6 CCR Landfill		**Weather(°F)**	86.5 degrees F and Clear. The wind is blowing SE at 5.8 mph.			
Measuring Pt. Description	Top of Inner Casing	**Screen Setting (ft-bmp)**	80.3	**Casing Diameter (in)**	2	**Well Casing Material**	PVC
Static Water Level (ft-bmp)	14.71	**Total Depth (ft-bmp)**	90.34	**Water Column(ft)**	75.63	**Gallons in Well**	12.29
MP Elevation	788.9	**Pump Intake (ft-bmp)**	85	**Purge Method**	Low-Flow	**Sample Method**	Low-Flow
Sample Time	13:45	**Well Volumes Purged**	0.12	**Sample ID**	YAMW-5	**Sampled by**	Mark Chest
Purge Start	13:17	**Gallons Purged**	1.42	**Replicate/ Code No.**		**Color**	Clear
Purge End	13:44						

Time	Total Elapsed Minutes	Rate (mL/min)	Depth to Water (ft)	pH (standard units)	Specific Conductivity (µS/cm)	Turbidity (NTU)	Dissolved Oxygen (mg/L)	Temperature °C	Redox (mV)
13:17:00	00:00	200	14.71	5.41	706.56		4.02	22.9	207.62
13:22:00	05:00	200	15.61	5.37	816.95	0.02	1.83	20.8	216.61
13:27:00	10:00	200	15.65	5.36	813.21	0.02	1.70	20.5	222.41
13:32:00	15:00	200	15.79	5.36	797.58	0.02	1.75	20.2	226.08
13:34:00	16:55	200	15.79	5.33	793.09	0.02	1.76	20.3	226.82
13:39:00	21:55	200	15.79	5.33	786.17	0.02	1.77	20.3	229.67
13:44:00	26:55	200	15.79	5.32	788.69	0.02	1.76	20.4	232.05

Constituent Sampled	Container	Number	Preservative
RAD Chem	500 mL Plastic	2	HNO3
TDS	500 mL Plastic	1	None
Metals,TDS	250 mL Plastic	1	HNO3
F, Cl, SO4	250 mL Plastic	1	Na thiosulfate (Na2S2O3)

Comments: None

Well Casing Volume Conversion

Well diameter (inches) = gallons per foot 1 = 0.04 1.5 = 0.09 2.5 = 0.26 3.5 = 0.50 6 = 1.47
1.25 = 0.06 2 = 0.16 3 = 0.37 4 = 0.65

Well Information

Well Location:

Condition of Well:

Well Completion: NA

Well Locked at Arrival:

Well Locked at Departure:

Key Number To Well: NA

Groundwater Sampling Form

Updated : 9/2/2022 10:29:16 AM -04:00

Project Number	30053438	**Well ID**	YGWC-38			**Date**	09/01/2022
Project Location	AMA R6 CCR Landfill		**Weather(°F)**	87.4 degrees F and Partly Cloudy. The wind is blowing undefined at 0.0 mph.			
Measuring Pt. Description	Top of Inner Casing	**Screen Setting (ft-bmp)**	39.59	**Casing Diameter (in)**	2	**Well Casing Material**	PVC
Static Water Level (ft-bmp)	30	**Total Depth (ft-bmp)**	50.59	**Water Column(ft)**	20.59	**Gallons in Well**	3.35
MP Elevation	799.69	**Pump Intake (ft-bmp)**	45	**Purge Method**	Low-Flow	**Sample Method**	Low-Flow
Sample Time	15:00	**Well Volumes Purged**	0.32	**Sample ID**	YGWC-38	**Sampled by**	Mark Chest
Purge Start	14:38	**Gallons Purged**	1.06	**Replicate/ Code No.**	AMA-DUP-2	**Color**	Clear
Purge End	14:58						

Time	Total Elapsed Minutes	Rate (mL/min)	Depth to Water (ft)	pH (standard units)	Specific Conductivity (µS/cm)	Turbidity (NTU)	Dissolved Oxygen (mg/L)	Temperature °C	Redox (mV)
14:38:00	00:00	200	30	5.19	683.54		6.03	23.2	208.73
14:43:00	05:00	200	31.83	4.97	640.31	2.08	3.53	19.0	224.29
14:48:00	10:00	200	31.85	4.96	642.25	0.72	3.52	21.1	232.40
14:53:00	15:00	200	31.9	4.95	642.04	0.19	3.51	18.9	236.34
14:58:00	20:00	200	31.96	4.91	640.59	0.02	3.64	19.0	239.85

Constituent Sampled	Container	Number	Preservative
RAD Chem	1L Plastic	2	HNO3
TDS	500 mL Plastic	1	None
Metals	250 mL Plastic	1	HNO3
F, Cl, SO4	250 mL Plastic	1	None

Comments: None

Well Casing Volume Conversion

Well diameter (inches) = gallons per foot 1 = 0.04 1.5 = 0.09 2.5 = 0.26 3.5 = 0.50 6 = 1.47
1.25 = 0.06 2 = 0.16 3 = 0.37 4 = 0.65

Well Information

Well Location: _____ Well Locked at Arrival: _____

Condition of Well: _____ Well Locked at Departure: _____

Well Completion: NA Key Number To Well: NA

Groundwater Sampling Form

Updated : 9/2/2022 1:49:43 PM -04:00

Project Number	30053438	**Well ID**	YAMW-2			**Date**	09/01/2022
Project Location	AMA R6 CCR Landfill		**Weather(°F)**	85 °F, Sunny, winds at mph.			
Measuring Pt. Description	Top of Inner Casing	**Screen Setting (ft-bmp)**	36.44	**Casing Diameter (in)**	2	**Well Casing Material**	PVC
Static Water Level (ft-bmp)	23.97	**Total Depth (ft-bmp)**	46.48	**Water Column(ft)**	22.51	**Gallons in Well**	3.66
MP Elevation	781.04	**Pump Intake (ft-bmp)**	39	**Purge Method**	Low-Flow	**Sample Method**	Low-Flow
Sample Time	09:08	**Well Volumes Purged**	0.29	**Sample ID**	YAMW-2	**Sampled by**	Jessica Ware
Purge Start	08:45	**Gallons Purged**	1.06	**Replicate/ Code No.**		**Color**	Clear
Purge End	09:24						

Time	Total Elapsed Minutes	Rate (mL/min)	Depth to Water (ft)	pH (standard units)	Specific Conductivity (µS/cm)	Turbidity (NTU)	Dissolved Oxygen (mg/L)	Temperature °C	Redox (mV)
08:45:00	00:00	200	23.91	7.22	61.37	0.54	8.50	20.8	162.65
08:50:00	05:00	200	24.07	5.12	60.71	1.89	4.01	17.8	205.64
08:55:00	10:00	200	24.07	5.03	60.59	2.36	3.78	17.7	208.88
09:00:00	15:00	200	24.09	4.97	60.38	1.98	3.77	17.6	214.42
09:05:00	20:00	200	24.07	4.98	60.49	1.06	3.68	17.6	211.14

Constituent Sampled	Container	Number	Preservative
Metals	250 mL Plastic	1	HNO3
RAD Chem	1L Plastic	2	HNO3
TDS	500 mL Plastic	1	None
Cl, F, SO4	250 mL Plastic	1	None

Comments: Sampled

Well Casing Volume Conversion

Well diameter (inches) = gallons per foot 1 = 0.04 1.5 = 0.09 2.5 = 0.26 3.5 = 0.50 6 = 1.47
1.25 = 0.06 2 = 0.16 3 = 0.37 4 = 0.65

Well Information

Well Location: _____ Well Locked at Arrival: _____

Condition of Well: _____ Well Locked at Departure: _____

Well Completion: NA Key Number To Well: NA

Groundwater Sampling Form

Updated : 9/2/2022 1:49:53 PM -04:00

Project Number	30053438	**Well ID**	PZ-35			**Date**	08/31/2022
Project Location	AMA AP-3, A, B and B'		**Weather(°F)**	74 °F, Sunny, winds at mph.			
Measuring Pt. Description	Top of Inner Casing	**Screen Setting (ft-bmp)**	38.91	**Casing Diameter (in)**	2	**Well Casing Material**	PVC
Static Water Level (ft-bmp)	12.06	**Total Depth (ft-bmp)**	50.01	**Water Column(ft)**	37.95	**Gallons in Well**	6.17
MP Elevation	743.81	**Pump Intake (ft-bmp)**	45	**Purge Method**	Low-Flow	**Sample Method**	Low-Flow
Sample Time	17:32	**Well Volumes Purged**	0.20	**Sample ID**	PZ-35	**Sampled by**	Jessica Ware
Purge Start	16:55	**Gallons Purged**	1.25	**Replicate/ Code No.**		**Color**	Clear
Purge End	18:15						

Time	Total Elapsed Minutes	Rate (mL/min)	Depth to Water (ft)	pH (standard units)	Specific Conductivity (µS/cm)	Turbidity (NTU)	Dissolved Oxygen (mg/L)	Temperature °C	Redox (mV)
16:55:00	00:00	150	12.06	6.65	172.87	1.31	5.72	28.9	191.02
17:00:00	05:00	150	12.39	5.34	206.81	3.28	4.84	24.2	203.42
17:05:00	10:00	150	12.36	5.20	209.18	4.35	4.55	24.3	204.54
17:10:00	15:00	150	12.35	5.24	201.32	4.60	4.40	24.0	201.44
17:15:00	20:00	150	12.32	5.21	196.78	6.04	4.25	23.3	206.29
17:20:00	25:00	100	12.33	5.19	197.43	4.75	4.29	25.6	207.11
17:25:00	30:00	100	12.35	5.26	198.22	4.56	4.24	27.5	199.17
17:30:00	35:00	100	12.34	5.28	199.48	4.92	4.21	27.9	196.49

Constituent Sampled	Container	Number	Preservative
RAD Chem	1L Plastic	2	HNO3
Metals	250 mL Plastic	1	HNO3
TDS	500 mL Plastic	1	None
Cl, F, SO4	250 mL Plastic	1	None

Comments: Sampled

Well Casing Volume Conversion

Well diameter (inches) = gallons per foot

1 = 0.04 1.5 = 0.09 2.5 = 0.26 3.5 = 0.50 6 = 1.47
1.25 = 0.06 2 = 0.16 3 = 0.37 4 = 0.65

Well Information

Well Location:

Condition of Well:

Well Completion: NA

Well Locked at Arrival:

Well Locked at Departure:

Key Number To Well: NA

Groundwater Gauging Well Inspection Report

ARCADIS Design & Consultancy for natural and built assets

Project Location:	AMA AP-3, A, B and B'
Permit Number:	
Well ID:	YAMW-1
Person Gauging:	Mark Chest
Date:	8/29/2022
Time:	11:51:00

			Yes	No	N/A
1	Location Identification:				
	a	Is the well visible and accessible?	☑	☐	☐
	b	Is the well properly identified with the correct well ID?	☑	☐	☐
	c	Is the well in a high traffic area and does the well require protection from traffic?	☑	☐	☐
	d	Is the drainage around the well acceptable? (no standing water, nor is well located in obvious drainage flow path)	☑	☐	☐
2	Protective Casing:				
	a	Is the protective casing free from apparent damage and able to be secured?	☑	☐	☐
	b	Is the casing free of degradation or deterioration?	☑	☐	☐
	c	Does the casing have a functioning weep hole?	☑	☐	☐
	d	Is the annular space between casings clear of debris and water, or filled with pea gravel/sand?	☑	☐	☐
3	Surface Pad				
	a	Is the well pad in good condition (not cracked or broken)?	☑	☐	☐
	b	Is the well pad sloped away from the protective casing?	☑	☐	☐
	c	Is the well pad in complete contact with the protective casing?	☑	☐	☐
	d	Is the well pad in complete contact with the ground surface and stable? (not undermined by erosion, animal burrows, and does not move when stepped on)	☑	☐	☐
	e	Is the pad surface clean (not covered with sediment or debris)?	☑	☐	☐
4	Internal Casing				
	a	Does the cap prevent entry of foreign material into the well?	☑	☐	☐
	b	Is the casing free of kinks or bends, or any obstructions from foreign objects (such as bailers)?	☑	☐	☐
	c	Is the well properly vented for equilibration of air pressure?	☑	☐	☐
	d	Is the survey point clearly marked on the inner casing?	☑	☐	☐
	e	Is the depth of the well consistent with the original well log?	☑	☐	☐
	f	Is the casing stable? (or does the pvc move easily when touched or can it be taken apart by hand due to lack of grout or use of slip couplings in construction)	☑	☐	☐
5	Sampling: Groundwater Wells Only:				
	a	Does well recharge adequately when purged?	☑	☐	☐
	b	If dedicated sampling equipment installed, is it in good condition and specified in the approved groundwater plan for the facility?	☑	☐	☐
	c	Does the well require redevelopment (low flow, turbid)?	☐	☑	☐
6	Based on your professional judgement, is the well construction / location:				
		appropriate to 1) achieve the objectives of the Groundwater Monitoring Program	☑	☐	☐
		and 2) comply with the applicable regulatory requirements?	☑	☐	☐
7	Corrective actions as needed, by date:				
8	Date by when corrective actions are needed:				

Groundwater Gauging Well Inspection Report

ARCADIS

Project Location:	AMA AP-3, A, B and B'
Permit Number:	
Well ID:	PZ-35
Person Gauging:	Mark Chest
Date:	8/29/2022
Time:	12:05:00

			Yes	No	N/A
1	Location Identification:				
	a	Is the well visible and accessible?	☑	☐	☐
	b	Is the well properly identified with the correct well ID?	☑	☐	☐
	c	Is the well in a high traffic area and does the well require protection from traffic?	☐	☑	☐
	d	Is the drainage around the well acceptable? (no standing water, nor is well located in obvious drainage flow path)	☑	☐	☐
2	Protective Casing:				
	a	Is the protective casing free from apparent damage and able to be secured?	☑	☐	☐
	b	Is the casing free of degradation or deterioration?	☑	☐	☐
	c	Does the casing have a functioning weep hole?	☑	☐	☐
	d	Is the annular space between casings clear of debris and water, or filled with pea gravel/sand?	☑	☐	☐
3	Surface Pad				
	a	Is the well pad in good condition (not cracked or broken)?	☑	☐	☐
	b	Is the well pad sloped away from the protective casing?	☑	☐	☐
	c	Is the well pad in complete contact with the protective casing?	☑	☐	☐
	d	Is the well pad in complete contact with the ground surface and stable? (not undermined by erosion, animal burrows, and does not move when stepped on)	☑	☐	☐
	e	Is the pad surface clean (not covered with sediment or debris)?	☑	☐	☐
4	Internal Casing				
	a	Does the cap prevent entry of foreign material into the well?	☑	☐	☐
	b	Is the casing free of kinks or bends, or any obstructions from foreign objects (such as bailers)?	☑	☐	☐
	c	Is the well properly vented for equilibration of air pressure?	☑	☐	☐
	d	Is the survey point clearly marked on the inner casing?	☑	☐	☐
	e	Is the depth of the well consistent with the original well log?	☑	☐	☐
	f	Is the casing stable? (or does the pvc move easily when touched or can it be taken apart by hand due to lack of grout or use of slip couplings in construction)	☑	☐	☐
5	Sampling: Groundwater Wells Only:				
	a	Does well recharge adequately when purged?	☑	☐	☐
	b	If dedicated sampling equipment installed, is it in good condition and specified in the approved groundwater plan for the facility?	☑	☐	☐
	c	Does the well require redevelopment (low flow, turbid)?	☐	☑	☐
6	Based on your professional judgement, is the well construction / location:				
		appropriate to 1) achieve the objectives of the Groundwater Monitoring Program	☑	☐	☐
		and 2) comply with the applicable regulatory requirements?	☑	☐	☐
7	Corrective actions as needed, by date:				
8	Date by when corrective actions are needed:				

Groundwater Gauging Well Inspection Report

ARCADIS

Project Location:	AMA R6 CCR Landfill
Permit Number:	
Well ID:	YGWC-38
Person Gauging:	Mark Chest
Date:	8/29/2022
Time:	13:07:00

			Yes	No	N/A
1	Location Identification:				
	a	Is the well visible and accessible?	☑	☐	☐
	b	Is the well properly identified with the correct well ID?	☑	☐	☐
	c	Is the well in a high traffic area and does the well require protection from traffic?	☐	☑	☐
	d	Is the drainage around the well acceptable? (no standing water, nor is well located in obvious drainage flow path)	☑	☐	☐
2	Protective Casing:				
	a	Is the protective casing free from apparent damage and able to be secured?	☑	☐	☐
	b	Is the casing free of degradation or deterioration?	☑	☐	☐
	c	Does the casing have a functioning weep hole?	☑	☐	☐
	d	Is the annular space between casings clear of debris and water, or filled with pea gravel/sand?	☑	☐	☐
3	Surface Pad				
	a	Is the well pad in good condition (not cracked or broken)?	☑	☐	☐
	b	Is the well pad sloped away from the protective casing?	☑	☐	☐
	c	Is the well pad in complete contact with the protective casing?	☑	☐	☐
	d	Is the well pad in complete contact with the ground surface and stable? (not undermined by erosion, animal burrows, and does not move when stepped on)	☑	☐	☐
	e	Is the pad surface clean (not covered with sediment or debris)?	☑	☐	☐
4	Internal Casing				
	a	Does the cap prevent entry of foreign material into the well?	☑	☐	☐
	b	Is the casing free of kinks or bends, or any obstructions from foreign objects (such as bailers)?	☑	☐	☐
	c	Is the well properly vented for equilibration of air pressure?	☑	☐	☐
	d	Is the survey point clearly marked on the inner casing?	☑	☐	☐
	e	Is the depth of the well consistent with the original well log?	☑	☐	☐
	f	Is the casing stable? (or does the pvc move easily when touched or can it be taken apart by hand due to lack of grout or use of slip couplings in construction)	☑	☐	☐
5	Sampling: Groundwater Wells Only:				
	a	Does well recharge adequately when purged?	☑	☐	☐
	b	If dedicated sampling equipment installed, is it in good condition and specified in the approved groundwater plan for the facility?	☑	☐	☐
	c	Does the well require redevelopment (low flow, turbid)?	☐	☑	☐
6	Based on your professional judgement, is the well construction / location:				
		appropriate to 1) achieve the objectives of the Groundwater Monitoring Program	☑	☐	☐
		and 2) comply with the applicable regulatory requirements?	☑	☐	☐
7	Corrective actions as needed, by date:				
8	Date by when corrective actions are needed:				

Groundwater Gauging Well Inspection Report

ARCADIS

Project Location:	AMA AP-3, A, B and B'
Permit Number:	
Well ID:	YGWC-23S
Person Gauging:	Mark Chest
Date:	8/29/2022
Time:	12:46:00

			Yes	No	N/A
1	Location Identification:				
	a	Is the well visible and accessible?	☑	☐	☐
	b	Is the well properly identified with the correct well ID?	☑	☐	☐
	c	Is the well in a high traffic area and does the well require protection from traffic?	☐	☑	☐
	d	Is the drainage around the well acceptable? (no standing water, nor is well located in obvious drainage flow path)	☑	☐	☐
2	Protective Casing:				
	a	Is the protective casing free from apparent damage and able to be secured?	☑	☐	☐
	b	Is the casing free of degradation or deterioration?	☑	☐	☐
	c	Does the casing have a functioning weep hole?	☑	☐	☐
	d	Is the annular space between casings clear of debris and water, or filled with pea gravel/sand?	☑	☐	☐
3	Surface Pad				
	a	Is the well pad in good condition (not cracked or broken)?	☑	☐	☐
	b	Is the well pad sloped away from the protective casing?	☑	☐	☐
	c	Is the well pad in complete contact with the protective casing?	☑	☐	☐
	d	Is the well pad in complete contact with the ground surface and stable? (not undermined by erosion, animal burrows, and does not move when stepped on)	☑	☐	☐
	e	Is the pad surface clean (not covered with sediment or debris)?	☑	☐	☐
4	Internal Casing				
	a	Does the cap prevent entry of foreign material into the well?	☑	☐	☐
	b	Is the casing free of kinks or bends, or any obstructions from foreign objects (such as bailers)?	☑	☐	☐
	c	Is the well properly vented for equilibration of air pressure?	☑	☐	☐
	d	Is the survey point clearly marked on the inner casing?	☑	☐	☐
	e	Is the depth of the well consistent with the original well log?	☑	☐	☐
	f	Is the casing stable? (or does the pvc move easily when touched or can it be taken apart by hand due to lack of grout or use of slip couplings in construction)	☑	☐	☐
5	Sampling: Groundwater Wells Only:				
	a	Does well recharge adequately when purged?	☑	☐	☐
	b	If dedicated sampling equipment installed, is it in good condition and specified in the approved groundwater plan for the facility?	☑	☐	☐
	c	Does the well require redevelopment (low flow, turbid)?	☐	☑	☐
6	Based on your professional judgement, is the well construction / location:				
		appropriate to 1) achieve the objectives of the Groundwater Monitoring Program	☑	☐	☐
		and 2) comply with the applicable regulatory requirements?	☑	☐	☐
7	Corrective actions as needed, by date:				
8	Date by when corrective actions are needed:				

Groundwater Gauging Well Inspection Report

ARCADIS

Project Location:	AMA R6 CCR Landfill
Permit Number:	
Well ID:	YGWC-36A
Person Gauging:	Mark Chest
Date:	8/29/2022
Time:	11:13:00

			Yes	No	N/A
1	Location Identification:				
	a	Is the well visible and accessible?	☑	☐	☐
	b	Is the well properly identified with the correct well ID?	☑	☐	☐
	c	Is the well in a high traffic area and does the well require protection from traffic?	☐	☑	☐
	d	Is the drainage around the well acceptable? (no standing water, nor is well located in obvious drainage flow path)	☐	☑	☐
2	Protective Casing:				
	a	Is the protective casing free from apparent damage and able to be secured?	☑	☐	☐
	b	Is the casing free of degradation or deterioration?	☑	☐	☐
	c	Does the casing have a functioning weep hole?	☑	☐	☐
	d	Is the annular space between casings clear of debris and water, or filled with pea gravel/sand?	☑	☐	☐
3	Surface Pad				
	a	Is the well pad in good condition (not cracked or broken)?	☑	☐	☐
	b	Is the well pad sloped away from the protective casing?	☐	☑	☐
	c	Is the well pad in complete contact with the protective casing?	☑	☐	☐
	d	Is the well pad in complete contact with the ground surface and stable? (not undermined by erosion, animal burrows, and does not move when stepped on)	☑	☐	☐
	e	Is the pad surface clean (not covered with sediment or debris)?	☐	☑	☐
4	Internal Casing				
	a	Does the cap prevent entry of foreign material into the well?	☑	☐	☐
	b	Is the casing free of kinks or bends, or any obstructions from foreign objects (such as bailers)?	☑	☐	☐
	c	Is the well properly vented for equilibration of air pressure?	☑	☐	☐
	d	Is the survey point clearly marked on the inner casing?	☑	☐	☐
	e	Is the depth of the well consistent with the original well log?	☑	☐	☐
	f	Is the casing stable? (or does the pvc move easily when touched or can it be taken apart by hand due to lack of grout or use of slip couplings in construction)	☑	☐	☐
5	Sampling: Groundwater Wells Only:				
	a	Does well recharge adequately when purged?	☑	☐	☐
	b	If dedicated sampling equipment installed, is it in good condition and specified in the approved groundwater plan for the facility?	☑	☐	☐
	c	Does the well require redevelopment (low flow, turbid)?	☐	☑	☐
6	Based on your professional judgement, is the well construction / location:				
		appropriate to 1) achieve the objectives of the Groundwater Monitoring Program	☑	☐	☐
		and 2) comply with the applicable regulatory requirements?	☑	☐	☐
7	Corrective actions as needed, by date:				
	Dirt from construction is covering pad. Remove dirt from pad.				
8	Date by when corrective actions are needed:				

Groundwater Gauging Well Inspection Report

ARCADIS

Project Location:	AMA R6 CCR Landfill
Permit Number:	
Well ID:	PZ-37
Person Gauging:	Mark Chest
Date:	8/29/2022
Time:	13:56:00

			Yes	No	N/A
1	Location Identification:				
	a	Is the well visible and accessible?	☑	☐	☐
	b	Is the well properly identified with the correct well ID?	☑	☐	☐
	c	Is the well in a high traffic area and does the well require protection from traffic?	☐	☑	☐
	d	Is the drainage around the well acceptable? (no standing water, nor is well located in obvious drainage flow path)	☑	☐	☐
2	Protective Casing:				
	a	Is the protective casing free from apparent damage and able to be secured?	☑	☐	☐
	b	Is the casing free of degradation or deterioration?	☑	☐	☐
	c	Does the casing have a functioning weep hole?	☑	☐	☐
	d	Is the annular space between casings clear of debris and water, or filled with pea gravel/sand?	☑	☐	☐
3	Surface Pad				
	a	Is the well pad in good condition (not cracked or broken)?	☑	☐	☐
	b	Is the well pad sloped away from the protective casing?	☑	☐	☐
	c	Is the well pad in complete contact with the protective casing?	☑	☐	☐
	d	Is the well pad in complete contact with the ground surface and stable? (not undermined by erosion, animal burrows, and does not move when stepped on)	☑	☐	☐
	e	Is the pad surface clean (not covered with sediment or debris)?	☑	☐	☐
4	Internal Casing				
	a	Does the cap prevent entry of foreign material into the well?	☑	☐	☐
	b	Is the casing free of kinks or bends, or any obstructions from foreign objects (such as bailers)?	☑	☐	☐
	c	Is the well properly vented for equilibration of air pressure?	☑	☐	☐
	d	Is the survey point clearly marked on the inner casing?	☑	☐	☐
	e	Is the depth of the well consistent with the original well log?	☑	☐	☐
	f	Is the casing stable? (or does the pvc move easily when touched or can it be taken apart by hand due to lack of grout or use of slip couplings in construction)	☑	☐	☐
5	Sampling: Groundwater Wells Only:				
	a	Does well recharge adequately when purged?	☑	☐	☐
	b	If dedicated sampling equipment installed, is it in good condition and specified in the approved groundwater plan for the facility?	☑	☐	☐
	c	Does the well require redevelopment (low flow, turbid)?	☐	☑	☐
6	Based on your professional judgement, is the well construction / location:				
		appropriate to 1) achieve the objectives of the Groundwater Monitoring Program	☑	☐	☐
		and 2) comply with the applicable regulatory requirements?	☑	☐	☐
7	Corrective actions as needed, by date:				
8	Date by when corrective actions are needed:				

Groundwater Gauging Well Inspection Report

ARCADIS

Project Location:	AMA R6 CCR Landfill
Permit Number:	
Well ID:	PZ-52D
Person Gauging:	Mark Chest
Date:	8/29/2022
Time:	14:13:00

			Yes	No	N/A
1	Location Identification:				
	a	Is the well visible and accessible?	☑	☐	☐
	b	Is the well properly identified with the correct well ID?	☑	☐	☐
	c	Is the well in a high traffic area and does the well require protection from traffic?	☐	☑	☐
	d	Is the drainage around the well acceptable? (no standing water, nor is well located in obvious drainage flow path)	☑	☐	☐
2	Protective Casing:				
	a	Is the protective casing free from apparent damage and able to be secured?	☑	☐	☐
	b	Is the casing free of degradation or deterioration?	☑	☐	☐
	c	Does the casing have a functioning weep hole?	☑	☐	☐
	d	Is the annular space between casings clear of debris and water, or filled with pea gravel/sand?	☑	☐	☐
3	Surface Pad				
	a	Is the well pad in good condition (not cracked or broken)?	☑	☐	☐
	b	Is the well pad sloped away from the protective casing?	☑	☐	☐
	c	Is the well pad in complete contact with the protective casing?	☑	☐	☐
	d	Is the well pad in complete contact with the ground surface and stable? (not undermined by erosion, animal burrows, and does not move when stepped on)	☑	☐	☐
	e	Is the pad surface clean (not covered with sediment or debris)?	☑	☐	☐
4	Internal Casing				
	a	Does the cap prevent entry of foreign material into the well?	☑	☐	☐
	b	Is the casing free of kinks or bends, or any obstructions from foreign objects (such as bailers)?	☑	☐	☐
	c	Is the well properly vented for equilibration of air pressure?	☑	☐	☐
	d	Is the survey point clearly marked on the inner casing?	☑	☐	☐
	e	Is the depth of the well consistent with the original well log?	☑	☐	☐
	f	Is the casing stable? (or does the pvc move easily when touched or can it be taken apart by hand due to lack of grout or use of slip couplings in construction)	☑	☐	☐
5	Sampling: Groundwater Wells Only:				
	a	Does well recharge adequately when purged?	☑	☐	☐
	b	If dedicated sampling equipment installed, is it in good condition and specified in the approved groundwater plan for the facility?	☑	☐	☐
	c	Does the well require redevelopment (low flow, turbid)?	☐	☑	☐
6	Based on your professional judgement, is the well construction / location:				
		appropriate to 1) achieve the objectives of the Groundwater Monitoring Program	☑	☐	☐
		and 2) comply with the applicable regulatory requirements?	☑	☐	☐
7	Corrective actions as needed, by date:				
8	Date by when corrective actions are needed:				

Groundwater Gauging Well Inspection Report

ARCADIS

Project Location:	AMA R6 CCR Landfill
Permit Number:	
Well ID:	PZ-51
Person Gauging:	Jake Swanson
Date:	8/29/2022
Time:	13:58:00

			Yes	No	N/A
1	Location Identification:				
	a	Is the well visible and accessible?	☑	☐	☐
	b	Is the well properly identified with the correct well ID?	☑	☐	☐
	c	Is the well in a high traffic area and does the well require protection from traffic?	☐	☑	☐
	d	Is the drainage around the well acceptable? (no standing water, nor is well located in obvious drainage flow path)	☑	☐	☐
2	Protective Casing:				
	a	Is the protective casing free from apparent damage and able to be secured?	☑	☐	☐
	b	Is the casing free of degradation or deterioration?	☑	☐	☐
	c	Does the casing have a functioning weep hole?	☑	☐	☐
	d	Is the annular space between casings clear of debris and water, or filled with pea gravel/sand?	☑	☐	☐
3	Surface Pad				
	a	Is the well pad in good condition (not cracked or broken)?	☑	☐	☐
	b	Is the well pad sloped away from the protective casing?	☑	☐	☐
	c	Is the well pad in complete contact with the protective casing?	☑	☐	☐
	d	Is the well pad in complete contact with the ground surface and stable? (not undermined by erosion, animal burrows, and does not move when stepped on)	☑	☐	☐
	e	Is the pad surface clean (not covered with sediment or debris)?	☑	☐	☐
4	Internal Casing				
	a	Does the cap prevent entry of foreign material into the well?	☑	☐	☐
	b	Is the casing free of kinks or bends, or any obstructions from foreign objects (such as bailers)?	☑	☐	☐
	c	Is the well properly vented for equilibration of air pressure?	☑	☐	☐
	d	Is the survey point clearly marked on the inner casing?	☑	☐	☐
	e	Is the depth of the well consistent with the original well log?	☑	☐	☐
	f	Is the casing stable? (or does the pvc move easily when touched or can it be taken apart by hand due to lack of grout or use of slip couplings in construction)	☑	☐	☐
5	Sampling: Groundwater Wells Only:				
	a	Does well recharge adequately when purged?	☑	☐	☐
	b	If dedicated sampling equipment installed, is it in good condition and specified in the approved groundwater plan for the facility?	☐	☐	☑
	c	Does the well require redevelopment (low flow, turbid)?	☐	☑	☐
6	Based on your professional judgement, is the well construction / location:				
		appropriate to 1) achieve the objectives of the Groundwater Monitoring Program	☑	☐	☐
		and 2) comply with the applicable regulatory requirements?	☑	☐	☐
7	Corrective actions as needed, by date:				
	Cut vegetation				
8	Date by when corrective actions are needed:				

Groundwater Gauging Well Inspection Report

ARCADIS

Project Location:	AMA R6 CCR Landfill
Permit Number:	
Well ID:	YGWC-43
Person Gauging:	Jake Swanson
Date:	8/29/2022
Time:	13:22:00

			Yes	No	N/A
1	Location Identification:				
	a	Is the well visible and accessible?	☑	☐	☐
	b	Is the well properly identified with the correct well ID?	☑	☐	☐
	c	Is the well in a high traffic area and does the well require protection from traffic?	☐	☑	☐
	d	Is the drainage around the well acceptable? (no standing water, nor is well located in obvious drainage flow path)	☑	☐	☐
2	Protective Casing:				
	a	Is the protective casing free from apparent damage and able to be secured?	☑	☐	☐
	b	Is the casing free of degradation or deterioration?	☑	☐	☐
	c	Does the casing have a functioning weep hole?	☑	☐	☐
	d	Is the annular space between casings clear of debris and water, or filled with pea gravel/sand?	☑	☐	☐
3	Surface Pad				
	a	Is the well pad in good condition (not cracked or broken)?	☑	☐	☐
	b	Is the well pad sloped away from the protective casing?	☑	☐	☐
	c	Is the well pad in complete contact with the protective casing?	☑	☐	☐
	d	Is the well pad in complete contact with the ground surface and stable? (not undermined by erosion, animal burrows, and does not move when stepped on)	☑	☐	☐
	e	Is the pad surface clean (not covered with sediment or debris)?	☑	☐	☐
4	Internal Casing				
	a	Does the cap prevent entry of foreign material into the well?	☑	☐	☐
	b	Is the casing free of kinks or bends, or any obstructions from foreign objects (such as bailers)?	☑	☐	☐
	c	Is the well properly vented for equilibration of air pressure?	☑	☐	☐
	d	Is the survey point clearly marked on the inner casing?	☑	☐	☐
	e	Is the depth of the well consistent with the original well log?	☑	☐	☐
	f	Is the casing stable? (or does the pvc move easily when touched or can it be taken apart by hand due to lack of grout or use of slip couplings in construction)	☑	☐	☐
5	Sampling: Groundwater Wells Only:				
	a	Does well recharge adequately when purged?	☑	☐	☐
	b	If dedicated sampling equipment installed, is it in good condition and specified in the approved groundwater plan for the facility?	☑	☐	☐
	c	Does the well require redevelopment (low flow, turbid)?	☐	☑	☐
6	Based on your professional judgement, is the well construction / location:				
		appropriate to 1) achieve the objectives of the Groundwater Monitoring Program	☑	☐	☐
		and 2) comply with the applicable regulatory requirements?	☑	☐	☐
7	Corrective actions as needed, by date:				
	Cut vegetation				
8	Date by when corrective actions are needed:				

Groundwater Gauging Well Inspection Report

ARCADIS

Project Location:	AMA AP-3, A, B and B'
Permit Number:	
Well ID:	PZ-05S
Person Gauging:	Jessica Ware
Date:	8/29/2022
Time:	10:23:00

			Yes	No	N/A
1	Location Identification:				
	a	Is the well visible and accessible?	☑	☐	☐
	b	Is the well properly identified with the correct well ID?	☑	☐	☐
	c	Is the well in a high traffic area and does the well require protection from traffic?	☐	☑	☐
	d	Is the drainage around the well acceptable? (no standing water, nor is well located in obvious drainage flow path)	☑	☐	☐
2	Protective Casing:				
	a	Is the protective casing free from apparent damage and able to be secured?	☑	☐	☐
	b	Is the casing free of degradation or deterioration?	☑	☐	☐
	c	Does the casing have a functioning weep hole?	☑	☐	☐
	d	Is the annular space between casings clear of debris and water, or filled with pea gravel/sand?	☑	☐	☐
3	Surface Pad				
	a	Is the well pad in good condition (not cracked or broken)?	☑	☐	☐
	b	Is the well pad sloped away from the protective casing?	☑	☐	☐
	c	Is the well pad in complete contact with the protective casing?	☑	☐	☐
	d	Is the well pad in complete contact with the ground surface and stable? (not undermined by erosion, animal burrows, and does not move when stepped on)	☑	☐	☐
	e	Is the pad surface clean (not covered with sediment or debris)?	☑	☐	☐
4	Internal Casing				
	a	Does the cap prevent entry of foreign material into the well?	☑	☐	☐
	b	Is the casing free of kinks or bends, or any obstructions from foreign objects (such as bailers)?	☑	☐	☐
	c	Is the well properly vented for equilibration of air pressure?	☑	☐	☐
	d	Is the survey point clearly marked on the inner casing?	☑	☐	☐
	e	Is the depth of the well consistent with the original well log?	☑	☐	☐
	f	Is the casing stable? (or does the pvc move easily when touched or can it be taken apart by hand due to lack of grout or use of slip couplings in construction)	☑	☐	☐
5	Sampling: Groundwater Wells Only:				
	a	Does well recharge adequately when purged?	☑	☐	☐
	b	If dedicated sampling equipment installed, is it in good condition and specified in the approved groundwater plan for the facility?	☑	☐	☐
	c	Does the well require redevelopment (low flow, turbid)?	☐	☑	☐
6	Based on your professional judgement, is the well construction / location:				
		appropriate to 1) achieve the objectives of the Groundwater Monitoring Program	☑	☐	☐
		and 2) comply with the applicable regulatory requirements?	☑	☐	☐
7	Corrective actions as needed, by date:				
8	Date by when corrective actions are needed:				

Groundwater Gauging Well Inspection Report

ARCADIS

Project Location:	AMA AP-3, A, B and B'
Permit Number:	
Well ID:	YGWA-6I
Person Gauging:	Jessica Ware
Date:	8/29/2022
Time:	10:25:00

			Yes	No	N/A
1	Location Identification:				
	a	Is the well visible and accessible?	☑	☐	☐
	b	Is the well properly identified with the correct well ID?	☑	☐	☐
	c	Is the well in a high traffic area and does the well require protection from traffic?	☐	☑	☐
	d	Is the drainage around the well acceptable? (no standing water, nor is well located in obvious drainage flow path)	☑	☐	☐
2	Protective Casing:				
	a	Is the protective casing free from apparent damage and able to be secured?	☑	☐	☐
	b	Is the casing free of degradation or deterioration?	☑	☐	☐
	c	Does the casing have a functioning weep hole?	☑	☐	☐
	d	Is the annular space between casings clear of debris and water, or filled with pea gravel/sand?	☑	☐	☐
3	Surface Pad				
	a	Is the well pad in good condition (not cracked or broken)?	☑	☐	☐
	b	Is the well pad sloped away from the protective casing?	☑	☐	☐
	c	Is the well pad in complete contact with the protective casing?	☑	☐	☐
	d	Is the well pad in complete contact with the ground surface and stable? (not undermined by erosion, animal burrows, and does not move when stepped on)	☑	☐	☐
	e	Is the pad surface clean (not covered with sediment or debris)?	☑	☐	☐
4	Internal Casing				
	a	Does the cap prevent entry of foreign material into the well?	☑	☐	☐
	b	Is the casing free of kinks or bends, or any obstructions from foreign objects (such as bailers)?	☑	☐	☐
	c	Is the well properly vented for equilibration of air pressure?	☑	☐	☐
	d	Is the survey point clearly marked on the inner casing?	☑	☐	☐
	e	Is the depth of the well consistent with the original well log?	☑	☐	☐
	f	Is the casing stable? (or does the pvc move easily when touched or can it be taken apart by hand due to lack of grout or use of slip couplings in construction)	☑	☐	☐
5	Sampling: Groundwater Wells Only:				
	a	Does well recharge adequately when purged?	☑	☐	☐
	b	If dedicated sampling equipment installed, is it in good condition and specified in the approved groundwater plan for the facility?	☑	☐	☐
	c	Does the well require redevelopment (low flow, turbid)?	☐	☑	☐
6	Based on your professional judgement, is the well construction / location:				
		appropriate to 1) achieve the objectives of the Groundwater Monitoring Program	☑	☐	☐
		and 2) comply with the applicable regulatory requirements?	☑	☐	☐
7	Corrective actions as needed, by date:				
8	Date by when corrective actions are needed:				

Groundwater Gauging Well Inspection Report

ARCADIS

Project Location:	AMA AP-3, A, B and B'
Permit Number:	
Well ID:	YGWA-6S
Person Gauging:	Jessica Ware
Date:	8/29/2022
Time:	10:40:00

			Yes	No	N/A
1	Location Identification:				
	a	Is the well visible and accessible?	☑	☐	☐
	b	Is the well properly identified with the correct well ID?	☑	☐	☐
	c	Is the well in a high traffic area and does the well require protection from traffic?	☐	☑	☐
	d	Is the drainage around the well acceptable? (no standing water, nor is well located in obvious drainage flow path)	☑	☐	☐
2	Protective Casing:				
	a	Is the protective casing free from apparent damage and able to be secured?	☑	☐	☐
	b	Is the casing free of degradation or deterioration?	☑	☐	☐
	c	Does the casing have a functioning weep hole?	☑	☐	☐
	d	Is the annular space between casings clear of debris and water, or filled with pea gravel/sand?	☑	☐	☐
3	Surface Pad				
	a	Is the well pad in good condition (not cracked or broken)?	☑	☐	☐
	b	Is the well pad sloped away from the protective casing?	☑	☐	☐
	c	Is the well pad in complete contact with the protective casing?	☑	☐	☐
	d	Is the well pad in complete contact with the ground surface and stable? (not undermined by erosion, animal burrows, and does not move when stepped on)	☑	☐	☐
	e	Is the pad surface clean (not covered with sediment or debris)?	☑	☐	☐
4	Internal Casing				
	a	Does the cap prevent entry of foreign material into the well?	☑	☐	☐
	b	Is the casing free of kinks or bends, or any obstructions from foreign objects (such as bailers)?	☑	☐	☐
	c	Is the well properly vented for equilibration of air pressure?	☑	☐	☐
	d	Is the survey point clearly marked on the inner casing?	☑	☐	☐
	e	Is the depth of the well consistent with the original well log?	☑	☐	☐
	f	Is the casing stable? (or does the pvc move easily when touched or can it be taken apart by hand due to lack of grout or use of slip couplings in construction)	☑	☐	☐
5	Sampling: Groundwater Wells Only:				
	a	Does well recharge adequately when purged?	☑	☐	☐
	b	If dedicated sampling equipment installed, is it in good condition and specified in the approved groundwater plan for the facility?	☑	☐	☐
	c	Does the well require redevelopment (low flow, turbid)?	☐	☑	☐
6	Based on your professional judgement, is the well construction / location:				
		appropriate to 1) achieve the objectives of the Groundwater Monitoring Program	☑	☐	☐
		and 2) comply with the applicable regulatory requirements?	☑	☐	☐
7	Corrective actions as needed, by date:				
8	Date by when corrective actions are needed:				

Groundwater Gauging Well Inspection Report

ARCADIS

Project Location:	AMA AP-3, A, B and B'
Permit Number:	
Well ID:	PZ-06D
Person Gauging:	Jessica Ware
Date:	8/29/2022
Time:	10:41:00

			Yes	No	N/A
1	Location Identification:				
	a	Is the well visible and accessible?	☑	☐	☐
	b	Is the well properly identified with the correct well ID?	☑	☐	☐
	c	Is the well in a high traffic area and does the well require protection from traffic?	☐	☑	☐
	d	Is the drainage around the well acceptable? (no standing water, nor is well located in obvious drainage flow path)	☑	☐	☐
2	Protective Casing:				
	a	Is the protective casing free from apparent damage and able to be secured?	☑	☐	☐
	b	Is the casing free of degradation or deterioration?	☑	☐	☐
	c	Does the casing have a functioning weep hole?	☑	☐	☐
	d	Is the annular space between casings clear of debris and water, or filled with pea gravel/sand?	☑	☐	☐
3	Surface Pad				
	a	Is the well pad in good condition (not cracked or broken)?	☑	☐	☐
	b	Is the well pad sloped away from the protective casing?	☑	☐	☐
	c	Is the well pad in complete contact with the protective casing?	☑	☐	☐
	d	Is the well pad in complete contact with the ground surface and stable? (not undermined by erosion, animal burrows, and does not move when stepped on)	☑	☐	☐
	e	Is the pad surface clean (not covered with sediment or debris)?	☑	☐	☐
4	Internal Casing				
	a	Does the cap prevent entry of foreign material into the well?	☑	☐	☐
	b	Is the casing free of kinks or bends, or any obstructions from foreign objects (such as bailers)?	☑	☐	☐
	c	Is the well properly vented for equilibration of air pressure?	☑	☐	☐
	d	Is the survey point clearly marked on the inner casing?	☑	☐	☐
	e	Is the depth of the well consistent with the original well log?	☑	☐	☐
	f	Is the casing stable? (or does the pvc move easily when touched or can it be taken apart by hand due to lack of grout or use of slip couplings in construction)	☑	☐	☐
5	Sampling: Groundwater Wells Only:				
	a	Does well recharge adequately when purged?	☑	☐	☐
	b	If dedicated sampling equipment installed, is it in good condition and specified in the approved groundwater plan for the facility?	☑	☐	☐
	c	Does the well require redevelopment (low flow, turbid)?	☐	☑	☐
6	Based on your professional judgement, is the well construction / location:				
		appropriate to 1) achieve the objectives of the Groundwater Monitoring Program	☑	☐	☐
		and 2) comply with the applicable regulatory requirements?	☑	☐	☐
7	Corrective actions as needed, by date:				
8	Date by when corrective actions are needed:				

Groundwater Gauging Well Inspection Report

ARCADIS

Project Location:	AMA AP-3, A, B and B'
Permit Number:	
Well ID:	PZ-48
Person Gauging:	Jessica Ware
Date:	8/29/2022
Time:	11:59:00

			Yes	No	N/A
1	Location Identification:				
	a	Is the well visible and accessible?	☑	☐	☐
	b	Is the well properly identified with the correct well ID?	☑	☐	☐
	c	Is the well in a high traffic area and does the well require protection from traffic?	☐	☑	☐
	d	Is the drainage around the well acceptable? (no standing water, nor is well located in obvious drainage flow path)	☑	☐	☐
2	Protective Casing:				
	a	Is the protective casing free from apparent damage and able to be secured?	☑	☐	☐
	b	Is the casing free of degradation or deterioration?	☑	☐	☐
	c	Does the casing have a functioning weep hole?	☑	☐	☐
	d	Is the annular space between casings clear of debris and water, or filled with pea gravel/sand?	☑	☐	☐
3	Surface Pad				
	a	Is the well pad in good condition (not cracked or broken)?	☑	☐	☐
	b	Is the well pad sloped away from the protective casing?	☑	☐	☐
	c	Is the well pad in complete contact with the protective casing?	☑	☐	☐
	d	Is the well pad in complete contact with the ground surface and stable? (not undermined by erosion, animal burrows, and does not move when stepped on)	☑	☐	☐
	e	Is the pad surface clean (not covered with sediment or debris)?	☑	☐	☐
4	Internal Casing				
	a	Does the cap prevent entry of foreign material into the well?	☑	☐	☐
	b	Is the casing free of kinks or bends, or any obstructions from foreign objects (such as bailers)?	☑	☐	☐
	c	Is the well properly vented for equilibration of air pressure?	☑	☐	☐
	d	Is the survey point clearly marked on the inner casing?	☑	☐	☐
	e	Is the depth of the well consistent with the original well log?	☑	☐	☐
	f	Is the casing stable? (or does the pvc move easily when touched or can it be taken apart by hand due to lack of grout or use of slip couplings in construction)	☑	☐	☐
5	Sampling: Groundwater Wells Only:				
	a	Does well recharge adequately when purged?	☑	☐	☐
	b	If dedicated sampling equipment installed, is it in good condition and specified in the approved groundwater plan for the facility?	☑	☐	☐
	c	Does the well require redevelopment (low flow, turbid)?	☐	☑	☐
6	Based on your professional judgement, is the well construction / location:				
		appropriate to 1) achieve the objectives of the Groundwater Monitoring Program	☑	☐	☐
		and 2) comply with the applicable regulatory requirements?	☑	☐	☐
7	Corrective actions as needed, by date:				
8	Date by when corrective actions are needed:				

Groundwater Gauging Well Inspection Report

ARCADIS

Project Location:	AMA R6 CCR Landfill
Permit Number:	
Well ID:	YAMW-3
Person Gauging:	Jessica Ware
Date:	8/29/2022
Time:	12:34:00

			Yes	No	N/A
1	Location Identification:				
	a	Is the well visible and accessible?	☑	☐	☐
	b	Is the well properly identified with the correct well ID?	☑	☐	☐
	c	Is the well in a high traffic area and does the well require protection from traffic?	☐	☑	☐
	d	Is the drainage around the well acceptable? (no standing water, nor is well located in obvious drainage flow path)	☑	☐	☐
2	Protective Casing:				
	a	Is the protective casing free from apparent damage and able to be secured?	☑	☐	☐
	b	Is the casing free of degradation or deterioration?	☑	☐	☐
	c	Does the casing have a functioning weep hole?	☑	☐	☐
	d	Is the annular space between casings clear of debris and water, or filled with pea gravel/sand?	☑	☐	☐
3	Surface Pad				
	a	Is the well pad in good condition (not cracked or broken)?	☑	☐	☐
	b	Is the well pad sloped away from the protective casing?	☑	☐	☐
	c	Is the well pad in complete contact with the protective casing?	☑	☐	☐
	d	Is the well pad in complete contact with the ground surface and stable? (not undermined by erosion, animal burrows, and does not move when stepped on)	☑	☐	☐
	e	Is the pad surface clean (not covered with sediment or debris)?	☑	☐	☐
4	Internal Casing				
	a	Does the cap prevent entry of foreign material into the well?	☑	☐	☐
	b	Is the casing free of kinks or bends, or any obstructions from foreign objects (such as bailers)?	☑	☐	☐
	c	Is the well properly vented for equilibration of air pressure?	☑	☐	☐
	d	Is the survey point clearly marked on the inner casing?	☑	☐	☐
	e	Is the depth of the well consistent with the original well log?	☑	☐	☐
	f	Is the casing stable? (or does the pvc move easily when touched or can it be taken apart by hand due to lack of grout or use of slip couplings in construction)	☑	☐	☐
5	Sampling: Groundwater Wells Only:				
	a	Does well recharge adequately when purged?	☑	☐	☐
	b	If dedicated sampling equipment installed, is it in good condition and specified in the approved groundwater plan for the facility?	☑	☐	☐
	c	Does the well require redevelopment (low flow, turbid)?	☐	☑	☐
6	Based on your professional judgement, is the well construction / location:				
		appropriate to 1) achieve the objectives of the Groundwater Monitoring Program	☑	☐	☐
		and 2) comply with the applicable regulatory requirements?	☑	☐	☐
7	Corrective actions as needed, by date:				
8	Date by when corrective actions are needed:				

Groundwater Gauging Well Inspection Report

ARCADIS

Project Location:	AMA R6 CCR Landfill
Permit Number:	
Well ID:	YGWC-42
Person Gauging:	Jessica Ware
Date:	8/29/2022
Time:	12:36:00

			Yes	No	N/A
1	Location Identification:				
	a	Is the well visible and accessible?	☑	☐	☐
	b	Is the well properly identified with the correct well ID?	☑	☐	☐
	c	Is the well in a high traffic area and does the well require protection from traffic?	☐	☑	☐
	d	Is the drainage around the well acceptable? (no standing water, nor is well located in obvious drainage flow path)	☑	☐	☐
2	Protective Casing:				
	a	Is the protective casing free from apparent damage and able to be secured?	☑	☐	☐
	b	Is the casing free of degradation or deterioration?	☑	☐	☐
	c	Does the casing have a functioning weep hole?	☑	☐	☐
	d	Is the annular space between casings clear of debris and water, or filled with pea gravel/sand?	☑	☐	☐
3	Surface Pad				
	a	Is the well pad in good condition (not cracked or broken)?	☑	☐	☐
	b	Is the well pad sloped away from the protective casing?	☑	☐	☐
	c	Is the well pad in complete contact with the protective casing?	☑	☐	☐
	d	Is the well pad in complete contact with the ground surface and stable? (not undermined by erosion, animal burrows, and does not move when stepped on)	☑	☐	☐
	e	Is the pad surface clean (not covered with sediment or debris)?	☑	☐	☐
4	Internal Casing				
	a	Does the cap prevent entry of foreign material into the well?	☑	☐	☐
	b	Is the casing free of kinks or bends, or any obstructions from foreign objects (such as bailers)?	☑	☐	☐
	c	Is the well properly vented for equilibration of air pressure?	☑	☐	☐
	d	Is the survey point clearly marked on the inner casing?	☑	☐	☐
	e	Is the depth of the well consistent with the original well log?	☑	☐	☐
	f	Is the casing stable? (or does the pvc move easily when touched or can it be taken apart by hand due to lack of grout or use of slip couplings in construction)	☑	☐	☐
5	Sampling: Groundwater Wells Only:				
	a	Does well recharge adequately when purged?	☑	☐	☐
	b	If dedicated sampling equipment installed, is it in good condition and specified in the approved groundwater plan for the facility?	☑	☐	☐
	c	Does the well require redevelopment (low flow, turbid)?	☐	☑	☐
6	Based on your professional judgement, is the well construction / location:				
		appropriate to 1) achieve the objectives of the Groundwater Monitoring Program	☑	☐	☐
		and 2) comply with the applicable regulatory requirements?	☑	☐	☐
7	Corrective actions as needed, by date:				
8	Date by when corrective actions are needed:				

Groundwater Gauging Well Inspection Report

ARCADIS

Project Location:	AMA R6 CCR Landfill
Permit Number:	
Well ID:	YGWC-41
Person Gauging:	Jessica Ware
Date:	8/29/2022
Time:	12:42:00

			Yes	No	N/A
1	Location Identification:				
	a	Is the well visible and accessible?	☑	☐	☐
	b	Is the well properly identified with the correct well ID?	☑	☐	☐
	c	Is the well in a high traffic area and does the well require protection from traffic?	☐	☑	☐
	d	Is the drainage around the well acceptable? (no standing water, nor is well located in obvious drainage flow path)	☑	☐	☐
2	Protective Casing:				
	a	Is the protective casing free from apparent damage and able to be secured?	☑	☐	☐
	b	Is the casing free of degradation or deterioration?	☑	☐	☐
	c	Does the casing have a functioning weep hole?	☑	☐	☐
	d	Is the annular space between casings clear of debris and water, or filled with pea gravel/sand?	☑	☐	☐
3	Surface Pad				
	a	Is the well pad in good condition (not cracked or broken)?	☑	☐	☐
	b	Is the well pad sloped away from the protective casing?	☑	☐	☐
	c	Is the well pad in complete contact with the protective casing?	☑	☐	☐
	d	Is the well pad in complete contact with the ground surface and stable? (not undermined by erosion, animal burrows, and does not move when stepped on)	☑	☐	☐
	e	Is the pad surface clean (not covered with sediment or debris)?	☑	☐	☐
4	Internal Casing				
	a	Does the cap prevent entry of foreign material into the well?	☑	☐	☐
	b	Is the casing free of kinks or bends, or any obstructions from foreign objects (such as bailers)?	☑	☐	☐
	c	Is the well properly vented for equilibration of air pressure?	☑	☐	☐
	d	Is the survey point clearly marked on the inner casing?	☑	☐	☐
	e	Is the depth of the well consistent with the original well log?	☑	☐	☐
	f	Is the casing stable? (or does the pvc move easily when touched or can it be taken apart by hand due to lack of grout or use of slip couplings in construction)	☑	☐	☐
5	Sampling: Groundwater Wells Only:				
	a	Does well recharge adequately when purged?	☑	☐	☐
	b	If dedicated sampling equipment installed, is it in good condition and specified in the approved groundwater plan for the facility?	☑	☐	☐
	c	Does the well require redevelopment (low flow, turbid)?	☐	☑	☐
6	Based on your professional judgement, is the well construction / location:				
		appropriate to 1) achieve the objectives of the Groundwater Monitoring Program	☑	☐	☐
		and 2) comply with the applicable regulatory requirements?	☑	☐	☐
7	Corrective actions as needed, by date:				
8	Date by when corrective actions are needed:				

Groundwater Gauging Well Inspection Report

ARCADIS Design & Consultancy for natural and built assets

Project Location:	AMA R6 CCR Landfill
Permit Number:	
Well ID:	YAMW-5
Person Gauging:	Jessica Ware
Date:	8/29/2022
Time:	13:07:00

			Yes	No	N/A
1	Location Identification:				
	a	Is the well visible and accessible?	☑	☐	☐
	b	Is the well properly identified with the correct well ID?	☑	☐	☐
	c	Is the well in a high traffic area and does the well require protection from traffic?	☐	☑	☐
	d	Is the drainage around the well acceptable? (no standing water, nor is well located in obvious drainage flow path)	☑	☐	☐
2	Protective Casing:				
	a	Is the protective casing free from apparent damage and able to be secured?	☑	☐	☐
	b	Is the casing free of degradation or deterioration?	☑	☐	☐
	c	Does the casing have a functioning weep hole?	☑	☐	☐
	d	Is the annular space between casings clear of debris and water, or filled with pea gravel/sand?	☑	☐	☐
3	Surface Pad				
	a	Is the well pad in good condition (not cracked or broken)?	☑	☐	☐
	b	Is the well pad sloped away from the protective casing?	☑	☐	☐
	c	Is the well pad in complete contact with the protective casing?	☑	☐	☐
	d	Is the well pad in complete contact with the ground surface and stable? (not undermined by erosion, animal burrows, and does not move when stepped on)	☑	☐	☐
	e	Is the pad surface clean (not covered with sediment or debris)?	☑	☐	☐
4	Internal Casing				
	a	Does the cap prevent entry of foreign material into the well?	☑	☐	☐
	b	Is the casing free of kinks or bends, or any obstructions from foreign objects (such as bailers)?	☑	☐	☐
	c	Is the well properly vented for equilibration of air pressure?	☑	☐	☐
	d	Is the survey point clearly marked on the inner casing?	☑	☐	☐
	e	Is the depth of the well consistent with the original well log?	☑	☐	☐
	f	Is the casing stable? (or does the pvc move easily when touched or can it be taken apart by hand due to lack of grout or use of slip couplings in construction)	☑	☐	☐
5	Sampling: Groundwater Wells Only:				
	a	Does well recharge adequately when purged?	☑	☐	☐
	b	If dedicated sampling equipment installed, is it in good condition and specified in the approved groundwater plan for the facility?	☑	☐	☐
	c	Does the well require redevelopment (low flow, turbid)?	☐	☑	☐
6	Based on your professional judgement, is the well construction / location:				
		appropriate to 1) achieve the objectives of the Groundwater Monitoring Program	☑	☐	☐
		and 2) comply with the applicable regulatory requirements?	☑	☐	☐
7	Corrective actions as needed, by date:				
8	Date by when corrective actions are needed:				

Groundwater Gauging Well Inspection Report

ARCADIS Design & Consultancy for natural and built assets

Project Location:	AMA R6 CCR Landfill
Permit Number:	
Well ID:	YAMW-2
Person Gauging:	Jessica Ware
Date:	8/29/2022
Time:	12:46:00

			Yes	No	N/A
1	Location Identification:				
	a	Is the well visible and accessible?	☑	☐	☐
	b	Is the well properly identified with the correct well ID?	☑	☐	☐
	c	Is the well in a high traffic area and does the well require protection from traffic?	☐	☑	☐
	d	Is the drainage around the well acceptable? (no standing water, nor is well located in obvious drainage flow path)	☑	☐	☐
2	Protective Casing:				
	a	Is the protective casing free from apparent damage and able to be secured?	☑	☐	☐
	b	Is the casing free of degradation or deterioration?	☑	☐	☐
	c	Does the casing have a functioning weep hole?	☑	☐	☐
	d	Is the annular space between casings clear of debris and water, or filled with pea gravel/sand?	☑	☐	☐
3	Surface Pad				
	a	Is the well pad in good condition (not cracked or broken)?	☑	☐	☐
	b	Is the well pad sloped away from the protective casing?	☑	☐	☐
	c	Is the well pad in complete contact with the protective casing?	☑	☐	☐
	d	Is the well pad in complete contact with the ground surface and stable? (not undermined by erosion, animal burrows, and does not move when stepped on)	☑	☐	☐
	e	Is the pad surface clean (not covered with sediment or debris)?	☑	☐	☐
4	Internal Casing				
	a	Does the cap prevent entry of foreign material into the well?	☑	☐	☐
	b	Is the casing free of kinks or bends, or any obstructions from foreign objects (such as bailers)?	☑	☐	☐
	c	Is the well properly vented for equilibration of air pressure?	☑	☐	☐
	d	Is the survey point clearly marked on the inner casing?	☑	☐	☐
	e	Is the depth of the well consistent with the original well log?	☑	☐	☐
	f	Is the casing stable? (or does the pvc move easily when touched or can it be taken apart by hand due to lack of grout or use of slip couplings in construction)	☑	☐	☐
5	Sampling: Groundwater Wells Only:				
	a	Does well recharge adequately when purged?	☑	☐	☐
	b	If dedicated sampling equipment installed, is it in good condition and specified in the approved groundwater plan for the facility?	☑	☐	☐
	c	Does the well require redevelopment (low flow, turbid)?	☐	☑	☐
6	Based on your professional judgement, is the well construction / location:				
		appropriate to 1) achieve the objectives of the Groundwater Monitoring Program	☑	☐	☐
		and 2) comply with the applicable regulatory requirements?	☑	☐	☐
7	Corrective actions as needed, by date:				
8	Date by when corrective actions are needed:				

Groundwater Gauging Well Inspection Report

ARCADIS Design & Consultancy for natural and built assets

Project Location:	AMA AP-3, A, B and B'
Permit Number:	
Well ID:	PZ-37D
Person Gauging:	Jessica Ware
Date:	8/29/2022
Time:	13:24:00

			Yes	No	N/A
1	Location Identification:				
	a	Is the well visible and accessible?	☑	☐	☐
	b	Is the well properly identified with the correct well ID?	☑	☐	☐
	c	Is the well in a high traffic area and does the well require protection from traffic?	☐	☑	☐
	d	Is the drainage around the well acceptable? (no standing water, nor is well located in obvious drainage flow path)	☑	☐	☐
2	Protective Casing:				
	a	Is the protective casing free from apparent damage and able to be secured?	☑	☐	☐
	b	Is the casing free of degradation or deterioration?	☑	☐	☐
	c	Does the casing have a functioning weep hole?	☑	☐	☐
	d	Is the annular space between casings clear of debris and water, or filled with pea gravel/sand?	☑	☐	☐
3	Surface Pad				
	a	Is the well pad in good condition (not cracked or broken)?	☑	☐	☐
	b	Is the well pad sloped away from the protective casing?	☑	☐	☐
	c	Is the well pad in complete contact with the protective casing?	☑	☐	☐
	d	Is the well pad in complete contact with the ground surface and stable? (not undermined by erosion, animal burrows, and does not move when stepped on)	☑	☐	☐
	e	Is the pad surface clean (not covered with sediment or debris)?	☑	☐	☐
4	Internal Casing				
	a	Does the cap prevent entry of foreign material into the well?	☑	☐	☐
	b	Is the casing free of kinks or bends, or any obstructions from foreign objects (such as bailers)?	☑	☐	☐
	c	Is the well properly vented for equilibration of air pressure?	☑	☐	☐
	d	Is the survey point clearly marked on the inner casing?	☑	☐	☐
	e	Is the depth of the well consistent with the original well log?	☑	☐	☐
	f	Is the casing stable? (or does the pvc move easily when touched or can it be taken apart by hand due to lack of grout or use of slip couplings in construction)	☑	☐	☐
5	Sampling: Groundwater Wells Only:				
	a	Does well recharge adequately when purged?	☑	☐	☐
	b	If dedicated sampling equipment installed, is it in good condition and specified in the approved groundwater plan for the facility?	☑	☐	☐
	c	Does the well require redevelopment (low flow, turbid)?	☐	☑	☐
6	Based on your professional judgement, is the well construction / location:				
		appropriate to 1) achieve the objectives of the Groundwater Monitoring Program	☑	☐	☐
		and 2) comply with the applicable regulatory requirements?	☑	☐	☐
7	Corrective actions as needed, by date:				
8	Date by when corrective actions are needed:				

Groundwater Gauging Well Inspection Report

ARCADIS Design & Consultancy for natural and built assets

Project Location:	AMA R6 CCR Landfill
Permit Number:	
Well ID:	PZ-53D
Person Gauging:	Jessica Ware
Date:	8/29/2022
Time:	13:22:00

			Yes	No	N/A
1	Location Identification:				
	a	Is the well visible and accessible?	☑	☐	☐
	b	Is the well properly identified with the correct well ID?	☑	☐	☐
	c	Is the well in a high traffic area and does the well require protection from traffic?	☐	☑	☐
	d	Is the drainage around the well acceptable? (no standing water, nor is well located in obvious drainage flow path)	☑	☐	☐
2	Protective Casing:				
	a	Is the protective casing free from apparent damage and able to be secured?	☑	☐	☐
	b	Is the casing free of degradation or deterioration?	☑	☐	☐
	c	Does the casing have a functioning weep hole?	☑	☐	☐
	d	Is the annular space between casings clear of debris and water, or filled with pea gravel/sand?	☑	☐	☐
3	Surface Pad				
	a	Is the well pad in good condition (not cracked or broken)?	☑	☐	☐
	b	Is the well pad sloped away from the protective casing?	☑	☐	☐
	c	Is the well pad in complete contact with the protective casing?	☑	☐	☐
	d	Is the well pad in complete contact with the ground surface and stable? (not undermined by erosion, animal burrows, and does not move when stepped on)	☑	☐	☐
	e	Is the pad surface clean (not covered with sediment or debris)?	☑	☐	☐
4	Internal Casing				
	a	Does the cap prevent entry of foreign material into the well?	☑	☐	☐
	b	Is the casing free of kinks or bends, or any obstructions from foreign objects (such as bailers)?	☑	☐	☐
	c	Is the well properly vented for equilibration of air pressure?	☑	☐	☐
	d	Is the survey point clearly marked on the inner casing?	☑	☐	☐
	e	Is the depth of the well consistent with the original well log?	☑	☐	☐
	f	Is the casing stable? (or does the pvc move easily when touched or can it be taken apart by hand due to lack of grout or use of slip couplings in construction)	☑	☐	☐
5	Sampling: Groundwater Wells Only:				
	a	Does well recharge adequately when purged?	☑	☐	☐
	b	If dedicated sampling equipment installed, is it in good condition and specified in the approved groundwater plan for the facility?	☑	☐	☐
	c	Does the well require redevelopment (low flow, turbid)?	☐	☑	☐
6	Based on your professional judgement, is the well construction / location:				
		appropriate to 1) achieve the objectives of the Groundwater Monitoring Program	☑	☐	☐
		and 2) comply with the applicable regulatory requirements?	☑	☐	☐
7	Corrective actions as needed, by date:				
8	Date by when corrective actions are needed:				

Groundwater Gauging Well Inspection Report

ARCADIS Design & Consultancy for natural and built assets

Project Location:	AMA R6 CCR Landfill
Permit Number:	
Well ID:	YAMW-4
Person Gauging:	Jessica Ware
Date:	8/29/2022
Time:	12:40:00

			Yes	No	N/A
1	Location Identification:				
	a	Is the well visible and accessible?	☑	☐	☐
	b	Is the well properly identified with the correct well ID?	☑	☐	☐
	c	Is the well in a high traffic area and does the well require protection from traffic?	☐	☑	☐
	d	Is the drainage around the well acceptable? (no standing water, nor is well located in obvious drainage flow path)	☑	☐	☐
2	Protective Casing:				
	a	Is the protective casing free from apparent damage and able to be secured?	☑	☐	☐
	b	Is the casing free of degradation or deterioration?	☑	☐	☐
	c	Does the casing have a functioning weep hole?	☑	☐	☐
	d	Is the annular space between casings clear of debris and water, or filled with pea gravel/sand?	☑	☐	☐
3	Surface Pad				
	a	Is the well pad in good condition (not cracked or broken)?	☑	☐	☐
	b	Is the well pad sloped away from the protective casing?	☐	☐	☑
	c	Is the well pad in complete contact with the protective casing?	☑	☐	☐
	d	Is the well pad in complete contact with the ground surface and stable? (not undermined by erosion, animal burrows, and does not move when stepped on)	☑	☐	☐
	e	Is the pad surface clean (not covered with sediment or debris)?	☑	☐	☐
4	Internal Casing				
	a	Does the cap prevent entry of foreign material into the well?	☑	☐	☐
	b	Is the casing free of kinks or bends, or any obstructions from foreign objects (such as bailers)?	☑	☐	☐
	c	Is the well properly vented for equilibration of air pressure?	☑	☐	☐
	d	Is the survey point clearly marked on the inner casing?	☑	☐	☐
	e	Is the depth of the well consistent with the original well log?	☑	☐	☐
	f	Is the casing stable? (or does the pvc move easily when touched or can it be taken apart by hand due to lack of grout or use of slip couplings in construction)	☑	☐	☐
5	Sampling: Groundwater Wells Only:				
	a	Does well recharge adequately when purged?	☑	☐	☐
	b	If dedicated sampling equipment installed, is it in good condition and specified in the approved groundwater plan for the facility?	☑	☐	☐
	c	Does the well require redevelopment (low flow, turbid)?	☐	☑	☐
6	Based on your professional judgement, is the well construction / location:				
		appropriate to 1) achieve the objectives of the Groundwater Monitoring Program	☑	☐	☐
		and 2) comply with the applicable regulatory requirements?	☑	☐	☐
7	Corrective actions as needed, by date:				
8	Date by when corrective actions are needed:				

Groundwater Gauging Well Inspection Report

ARCADIS Design & Consultancy for natural and built assets

Project Location:	AMA AP-3, A, B and B'
Permit Number:	
Well ID:	PZ-04S
Person Gauging:	Jessica Ware
Date:	8/29/2022
Time:	10:08:00

			Yes	No	N/A
1	Location Identification:				
	a	Is the well visible and accessible?	☑	☐	☐
	b	Is the well properly identified with the correct well ID?	☑	☐	☐
	c	Is the well in a high traffic area and does the well require protection from traffic?	☐	☑	☐
	d	Is the drainage around the well acceptable? (no standing water, nor is well located in obvious drainage flow path)	☑	☐	☐
2	Protective Casing:				
	a	Is the protective casing free from apparent damage and able to be secured?	☑	☐	☐
	b	Is the casing free of degradation or deterioration?	☑	☐	☐
	c	Does the casing have a functioning weep hole?	☑	☐	☐
	d	Is the annular space between casings clear of debris and water, or filled with pea gravel/sand?	☑	☐	☐
3	Surface Pad				
	a	Is the well pad in good condition (not cracked or broken)?	☑	☐	☐
	b	Is the well pad sloped away from the protective casing?	☑	☐	☐
	c	Is the well pad in complete contact with the protective casing?	☑	☐	☐
	d	Is the well pad in complete contact with the ground surface and stable? (not undermined by erosion, animal burrows, and does not move when stepped on)	☑	☐	☐
	e	Is the pad surface clean (not covered with sediment or debris)?	☑	☐	☐
4	Internal Casing				
	a	Does the cap prevent entry of foreign material into the well?	☑	☐	☐
	b	Is the casing free of kinks or bends, or any obstructions from foreign objects (such as bailers)?	☑	☐	☐
	c	Is the well properly vented for equilibration of air pressure?	☑	☐	☐
	d	Is the survey point clearly marked on the inner casing?	☑	☐	☐
	e	Is the depth of the well consistent with the original well log?	☑	☐	☐
	f	Is the casing stable? (or does the pvc move easily when touched or can it be taken apart by hand due to lack of grout or use of slip couplings in construction)	☑	☐	☐
5	Sampling: Groundwater Wells Only:				
	a	Does well recharge adequately when purged?	☑	☐	☐
	b	If dedicated sampling equipment installed, is it in good condition and specified in the approved groundwater plan for the facility?	☑	☐	☐
	c	Does the well require redevelopment (low flow, turbid)?	☐	☑	☐
6	Based on your professional judgement, is the well construction / location:				
		appropriate to 1) achieve the objectives of the Groundwater Monitoring Program	☑	☐	☐
		and 2) comply with the applicable regulatory requirements?	☑	☐	☐
7	Corrective actions as needed, by date:				
	No vehicle access, trees down				
8	Date by when corrective actions are needed:				

Groundwater Gauging Well Inspection Report

ARCADIS Design & Consultancy for natural and built assets

Project Location:	AMA AP-3, A, B and B'
Permit Number:	
Well ID:	YGWC-49
Person Gauging:	Jessica Ware
Date:	8/29/2022
Time:	11:52:00

			Yes	No	N/A
1	Location Identification:				
	a	Is the well visible and accessible?	☑	☐	☐
	b	Is the well properly identified with the correct well ID?	☑	☐	☐
	c	Is the well in a high traffic area and does the well require protection from traffic?	☐	☑	☐
	d	Is the drainage around the well acceptable? (no standing water, nor is well located in obvious drainage flow path)	☑	☐	☐
2	Protective Casing:				
	a	Is the protective casing free from apparent damage and able to be secured?	☑	☐	☐
	b	Is the casing free of degradation or deterioration?	☑	☐	☐
	c	Does the casing have a functioning weep hole?	☑	☐	☐
	d	Is the annular space between casings clear of debris and water, or filled with pea gravel/sand?	☑	☐	☐
3	Surface Pad				
	a	Is the well pad in good condition (not cracked or broken)?	☑	☐	☐
	b	Is the well pad sloped away from the protective casing?	☑	☐	☐
	c	Is the well pad in complete contact with the protective casing?	☑	☐	☐
	d	Is the well pad in complete contact with the ground surface and stable? (not undermined by erosion, animal burrows, and does not move when stepped on)	☑	☐	☐
	e	Is the pad surface clean (not covered with sediment or debris)?	☑	☐	☐
4	Internal Casing				
	a	Does the cap prevent entry of foreign material into the well?	☑	☐	☐
	b	Is the casing free of kinks or bends, or any obstructions from foreign objects (such as bailers)?	☑	☐	☐
	c	Is the well properly vented for equilibration of air pressure?	☑	☐	☐
	d	Is the survey point clearly marked on the inner casing?	☑	☐	☐
	e	Is the depth of the well consistent with the original well log?	☑	☐	☐
	f	Is the casing stable? (or does the pvc move easily when touched or can it be taken apart by hand due to lack of grout or use of slip couplings in construction)	☑	☐	☐
5	Sampling: Groundwater Wells Only:				
	a	Does well recharge adequately when purged?	☑	☐	☐
	b	If dedicated sampling equipment installed, is it in good condition and specified in the approved groundwater plan for the facility?	☑	☐	☐
	c	Does the well require redevelopment (low flow, turbid)?	☐	☑	☐
6	Based on your professional judgement, is the well construction / location:				
		appropriate to 1) achieve the objectives of the Groundwater Monitoring Program	☑	☐	☐
		and 2) comply with the applicable regulatory requirements?	☑	☐	☐
7	Corrective actions as needed, by date:				
8	Date by when corrective actions are needed:				

Upgradient Wells

Groundwater Sampling Form

ARCADIS Design & Consultancy for natural and built assets

Project Number	30052923	**Well ID**	YGWA-3I			**Date**	02/09/2022
Project Location	AP-2		**Weather(°F)**	It is Clear. The wind is blowing W/SW at 3.4 mph.			
Measuring Pt. Description	Top of Inner Casing	**Screen Setting (ft-bmp)**	48.85	**Casing Diameter (in)**	2	**Well Casing Material**	PVC
Static Water Level (ft-bmp)	52.37	**Total Depth (ft-bmp)**	59.05	**Water Column(ft)**	6.68	**Gallons in Well**	1.09
MP Elevation	796.55	**Pump Intake (ft-bmp)**	54	**Purge Method**	Low-Flow	**Sample Method**	Low-Flow
Sample Time	11:35	**Well Volumes Purged**	1.71	**Sample ID**	YGWA-3I	**Sampled by**	Kim Lapszynski
Purge Start	10:44	**Gallons Purged**	1.86	**Replicate/ Code No.**		**Color**	Clear
Purge End	11:21						

Time	Total Elapsed Minutes	Rate (mL/min)	Depth to Water (ft)	pH (standard units)	Specific Conductivity (µS/cm)	Turbidity (NTU)	Dissolved Oxygen (mg/L)	Temperature °C	Redox (mV)
10:44:00	00:00	150		7.79	191.72	0.55	9.33	15.5	-6.75
10:49:00	05:00	150	52.73	7.56	242.9	0	4.82	16.5	9.8
10:54:00	10:00	150	52.76	7.63	253.88	0	3.07	16.4	-12.92
10:59:00	15:00	150	52.81	7.67	247.96	0	1.77	16.5	-73.7
11:01:00	17:14	150	52.88	7.68	241.83	0	1.49	16.5	-89.6
11:06:00	22:14	150	52.94	7.71	229.42	0	1.1	16.6	-111.61
11:11:00	27:14	150	52.95	7.66	217.68	0	0.81	16.6	-119.84
11:16:00	32:14	150	52.95	7.71	209.46	0	0.67	16.5	-130.84
11:21:00	37:14	150	52.95	7.73	202.67	0	0.54	16.5	-137.96
11:26:00	42:14	150	52.95	7.75	196.59	0	0.44	16.5	-143.71
11:31:00	47:14	150	52.95	7.66	196.86	0	0.48	16.5	-140.36

Constituent Sampled	Container	Number	Preservative
TDS	500 mL Plastic	1	None
RAD 9315/9320	1L Plastic	2	HNO3
Cl, F, SO4	250 mL Plastic	1	None
Appendix III/IV Metals	250 mL Plastic	1	HNO3

Comments:

Well Casing Volume Conversion

Well diameter (inches) = gallons per foot

1 = 0.04 1.5 = 0.09 2.5 = 0.26 3.5 = 0.50 6 = 1.47
1.25 = 0.06 2 = 0.16 3 = 0.37 4 = 0.65

Well Information

Well Location:

Condition of Well:

Well Completion: NA

Well Locked at Arrival:

Well Locked at Departure:

Key Number To Well: NA

Groundwater Sampling Form

ARCADIS Design & Consultancy for natural and built assets

Project Number	30052923	**Well ID**	YGWA-1I			**Date**	02/09/2022
Project Location	AP-2		**Weather(°F)**	57.9 degrees F and Clear. The wind is blowing W at 8.1 mph.			
Measuring Pt. Description	Top of Inner Casing	**Screen Setting (ft-bmp)**	43.3	**Casing Diameter (in)**	2	**Well Casing Material**	PVC
Static Water Level (ft-bmp)	37.85	**Total Depth (ft-bmp)**	53.6	**Water Column(ft)**	15.75	**Gallons in Well**	2.56
MP Elevation	836.6	**Pump Intake (ft-bmp)**	49	**Purge Method**	Low-Flow	**Sample Method**	Low-Flow
Sample Time	13:45	**Well Volumes Purged**	0.72	**Sample ID**	YGWA-1I	**Sampled by**	Kim Lapszynski
Purge Start	12:46	**Gallons Purged**	1.85	**Replicate/ Code No.**		**Color**	Clear
Purge End	13:43						

Time	Total Elapsed Minutes	Rate (mL/min)	Depth to Water (ft)	pH (standard units)	Specific Conductivity (µS/cm)	Turbidity (NTU)	Dissolved Oxygen (mg/L)	Temperature °C	Redox (mV)
12:46:00	00:00	250		7.54	42.71	0.98	9.62	16.4	81.1
12:51:00	05:00	250	39.57	6.68	55.57	1.12	2.25	16.3	-50.93
12:56:00	10:00	250	39.97	6.53	41.47	0.68	1.93	16.2	-47.9
13:01:00	15:00	100	40.05	6.51	39.94	0.75	1.62	16.1	-40.01
13:06:00	20:00	100	40.16	6.42	36.96	0.57	1.62	15.9	-27.95
13:11:00	25:00	100	40.28	6.32	36.37	0.37	2.49	15.8	-12.99
13:16:00	30:00	100	40.43	6.18	31.64	0.89	3.27	15.8	2.7
13:21:00	35:00	100	40.54	6.15	30.07	0.71	3.68	15.7	12.7
13:26:00	40:00	100	40.63	6.19	30.99	0.74	3.8	15.8	16.89
13:31:00	45:00	100	40.71	6.15	33.49	0.35	3.86	15.7	23.45
13:36:00	50:00	100	40.81	6.17	30.42	0.9	3.8	15.7	26.45
13:41:00	55:00	100	40.86	6.24	31.73	1.72	3.76	15.7	26

Constituent Sampled	Container	Number	Preservative
TDS	500 mL Plastic	1	None
RAD 9315/9320	1L Plastic	2	HNO3
Cl, F, SO4	250 mL Plastic	1	None
Appendix III, IV Metals	250 mL Plastic	1	HNO3

Comments:

Well Casing Volume Conversion

Well diameter (inches) = gallons per foot

1 = 0.04 1.5 = 0.09 2.5 = 0.26 3.5 = 0.50 6 = 1.47
1.25 = 0.06 2 = 0.16 3 = 0.37 4 = 0.65

Well Information

Well Location:

Condition of Well:

Well Completion: NA

Well Locked at Arrival:

Well Locked at Departure:

Key Number To Well: NA

Groundwater Sampling Form

ARCADIS Design & Consultancy for natural and built assets

Project Number	30052923	**Well ID**	YGWA-2I			**Date**	02/09/2022
Project Location	AP-2		**Weather(°F)**	60.1 degrees F and Clear. The wind is blowing W/SW at 8.1 mph.			
Measuring Pt. Description	Top of Inner Casing	**Screen Setting (ft-bmp)**	53.45	**Casing Diameter (in)**	2	**Well Casing Material**	PVC
Static Water Level (ft-bmp)	44.87	**Total Depth (ft-bmp)**	63.75	**Water Column(ft)**	18.88	**Gallons in Well**	3.07
MP Elevation	866.25	**Pump Intake (ft-bmp)**	60	**Purge Method**	Low-Flow	**Sample Method**	Low-Flow
Sample Time	17:35	**Well Volumes Purged**	0.59	**Sample ID**	YGWA-2I	**Sampled by**	Kim Lapszynski
Purge Start	15:14	**Gallons Purged**	1.81	**Replicate/ Code No.**		**Color**	Clear
Purge End	17:32						

Time	Total Elapsed Minutes	Rate (mL/min)	Depth to Water (ft)	pH (standard units)	Specific Conductivity (µS/cm)	Turbidity (NTU)	Dissolved Oxygen (mg/L)	Temperature °C	Redox (mV)
15:14:00	00:00	50	44.87	7.53	126.76		9.14	16.8	4.3
15:19:00	05:00	50	45.68	7.22	162.5		6.17	17.1	-9.41
15:24:00	10:00	50	46.07	7.14	185.48	2.76	3.69	16.7	-31.45
15:29:00	15:00	50	46.48	6.92	200.48	2.75	2.2	16.8	-37.18
15:34:00	20:00	50	46.87	6.7	199.52	1.55	1.58	16.6	-38.99
15:39:00	25:00	50	47.25	6.51	200.48	4.75	1.43	16.5	-36.85
15:44:00	30:00	50	47.62	6.41	197.86	2.14	1.44	16.6	-32.96
15:49:00	35:00	50	47.96	6.43	200.78	1.35	1.39	16.7	-29.86
15:54:00	40:00	50	48.26	6.39	197.61	0.65	1.53	16.9	-23.68
15:59:00	45:00	50	48.52	6.28	192.97	2.73	1.45	16.8	-17.24
16:04:00	50:00	50	48.82	6.24	189.88	1.52	1.41	16.9	-10.9
16:09:00	55:00	50	49.1	6.27	189.2	2.05	1.35	16.9	-6.22
16:14:00	00:00	50	49.4	6.23	187.16	1.97	1.38	16.9	-0.28
16:19:00	05:00	50	49.66	6.09	181.16	1.53	1.44	16.7	6
16:24:00	10:00	50	49.96	6.11	180.14	0.39	1.51	16.8	10.14
16:29:00	15:00	50	50.18	6.13	180.56	0.67	1.62	16.8	13.44
16:34:00	20:00	50	50.43	6.05	174.37	0.47	1.69	16.6	17.64
16:39:00	25:00	50	50.67	5.98	173.99	0.48	1.78	16.5	22.67
16:44:00	30:00	50	50.88	5.99	170.88	0.95	1.81	16.5	25.38
16:49:00	35:00	50	51.15	5.95	173.45	1.02	1.9	16.4	28.55
16:54:00	40:00	50	51.42	5.9	171.8	0.76	1.93	16.3	30.52
16:59:00	45:00	50	51.63	5.93	170.38	0.14	1.92	16.3	30.85
17:04:00	50:00	50	51.91	5.92	173.39	0.76	1.95	16.2	32.14
17:09:00	55:00	50	52.18	6.02	173.52	1.42	1.97	16.4	31.79
17:14:00	00:00	50	52.45	6	172.23	0.24	1.97	16.3	31.19
17:19:00	05:00	50	52.64	5.95	171.43	0.18	2.02	16.2	31.67
17:24:00	10:00	50	52.74	5.94	171.84	0.53	2	16.1	33.03
17:29:00	15:00	50	52.91	5.89	172.05	0.53	2.18	15.9	36.18
17:31:00	17:11	50		5.86	173.09	0.49	2.21	15.8	37.14

Constituent Sampled	Container	Number	Preservative
TDS	500 mL Plastic	1	None
RAD 9315/9320	1L Plastic	2	HNO3
Cl, F, SO4	250 mL Plastic	1	None
Appendix III/IV	250 mL Plastic	1	HNO3

Groundwater Sampling Form

ARCADIS Design & Consultancy for natural and built assets

Project Number	30053438	**Well ID**	YGWA-30I			**Date**	02/11/2022
Project Location	AP-2		**Weather(°F)**	47 °F, Clear, winds at mph.			
Measuring Pt. Description	Top of Inner Casing	**Screen Setting (ft-bmp)**	49.18	**Casing Diameter (in)**	2	**Well Casing Material**	PVC
Static Water Level (ft-bmp)	43.9	**Total Depth (ft-bmp)**	59.48	**Water Column(ft)**	15.58	**Gallons in Well**	2.53
MP Elevation	762.58	**Pump Intake (ft-bmp)**	54.5	**Purge Method**	Low-Flow	**Sample Method**	Low-Flow
Sample Time	09:20	**Well Volumes Purged**	0.75	**Sample ID**	YGWA-30I	**Sampled by**	Khalil Carson
Purge Start	08:36	**Gallons Purged**	1.89	**Replicate/ Code No.**		**Color**	Clear
Purge End	09:26						

Time	Total Elapsed Minutes	Rate (mL/min)	Depth to Water (ft)	pH (standard units)	Specific Conductivity (µS/cm)	Turbidity (NTU)	Dissolved Oxygen (mg/L)	Temperature °C	Redox (mV)
08:36:00	00:00	200	43.9	6.06	56.19		7.65	15.8	221.48
08:41:00	05:00	200	43.9	5.75	42.5		6.81	16.5	191.7
08:46:00	10:00	200	43.9	5.65	41.21	0.61	6.81	16.6	192.77
08:51:00	15:00	200	43.9	5.47	40.54	0.32	6.79	16.5	197.87
08:56:00	20:00	200	43.9	5.39	39.59	0.43	6.72	16.5	198.93
09:01:00	25:00	200	43.9	5.52	39.79	0.32	6.78	16.6	192.36
09:07:00	30:41	200	43.9	5.52	39.73	0.17	6.77	16.6	191.93
09:12:00	35:41	200	43.9	5.59	39.75	0.42	6.73	16.7	188.76

Constituent Sampled	Container	Number	Preservative
TDS	500 mL Plastic	1	None
RAD Chem	1L Plastic	2	HNO3
Chloride,Fluoride ,Sulfate	250 mL Plastic	1	None
Metals	250 mL Plastic	1	HNO3

Comments:

Well Casing Volume Conversion

Well diameter (inches) = gallons per foot

1 = 0.04 1.5 = 0.09 2.5 = 0.26 3.5 = 0.50 6 = 1.47
1.25 = 0.06 2 = 0.16 3 = 0.37 4 = 0.65

Well Information

Well Location:

Condition of Well:

Well Completion: NA

Well Locked at Arrival:

Well Locked at Departure:

Key Number To Well: NA

Groundwater Sampling Form

ARCADIS Design & Consultancy for natural and built assets

Project Number	30052923	**Well ID**	YGWA-1D			**Date**	02/09/2022
Project Location	AP-2		**Weather(°F)**	57.9 degrees F and Clear. The wind is blowing W at 8.1 mph.			
Measuring Pt. Description	Top of Inner Casing	**Screen Setting (ft-bmp)**	78.05	**Casing Diameter (in)**	2	**Well Casing Material**	PVC
Static Water Level (ft-bmp)	48.84	**Total Depth (ft-bmp)**	128.85	**Water Column(ft)**	80.01	**Gallons in Well**	13
MP Elevation	837.25	**Pump Intake (ft-bmp)**	108	**Purge Method**	Low-Flow	**Sample Method**	Low-Flow
Sample Time	14:45	**Well Volumes Purged**	0.12	**Sample ID**	YGWA-1D	**Sampled by**	Kim Lapszynski
Purge Start	14:10	**Gallons Purged**	1.59	**Replicate/ Code No.**		**Color**	Clear
Purge End	14:41						

Time	Total Elapsed Minutes	Rate (mL/min)	Depth to Water (ft)	pH (standard units)	Specific Conductivity (µS/cm)	Turbidity (NTU)	Dissolved Oxygen (mg/L)	Temperature °C	Redox (mV)
14:10:00	00:00	200		7.26	47.87	74.8	9.84	14.8	27.93
14:15:00	05:00	200	48.93	7.14	31.6	9.14	1.28	16.1	-52.75
14:20:00	10:00	200	48.99	7.13	66.76	5.96	0.6	16.1	-71.82
14:25:00	15:00	200	49.04	7.17	33.51	3.37	0.33	16	-86.68
14:30:00	20:00	200	49.04	7.2	30.75	3.16	0.27	16	-95.91
14:35:00	25:00	200	49.07	7.2	29.69	1.01	0.28	16	-96.24
14:40:00	30:00	200	49.09	7.12	30.84	1.27	0.3	16	-90.4

Constituent Sampled	Container	Number	Preservative
TDS	500 mL Plastic	1	None
RAD 9315/9320	1L Plastic	2	HNO3
Cl, F, SO4	250 mL Plastic	1	None
Appendix III/IV Metals	250 mL Plastic	1	HNO3

Comments:

Well Casing Volume Conversion

Well diameter (inches) = gallons per foot 1 = 0.04 1.5 = 0.09 2.5 = 0.26 3.5 = 0.50 6 = 1.47
1.25 = 0.06 2 = 0.16 3 = 0.37 4 = 0.65

Well Information

Well Location:

Condition of Well:

Well Completion: NA

Well Locked at Arrival:

Well Locked at Departure:

Key Number To Well: NA

Groundwater Sampling Form

ARCADIS Design & Consultancy for natural and built assets

Project Number	30052923	**Well ID**	YGWA-3D			**Date**	02/09/2022
Project Location	AP-2		**Weather(°F)**	It is Clear. The wind is blowing W/SW at 3.4 mph.			
Measuring Pt. Description	Top of Inner Casing	**Screen Setting (ft-bmp)**	83.88	**Casing Diameter (in)**	2	**Well Casing Material**	PVC
Static Water Level (ft-bmp)	30.23	**Total Depth (ft-bmp)**	134.18	**Water Column(ft)**	103.95	**Gallons in Well**	16.89
MP Elevation	796.78	**Pump Intake (ft-bmp)**	113	**Purge Method**	Low-Flow	**Sample Method**	Low-Flow
Sample Time	10:20	**Well Volumes Purged**	0.05	**Sample ID**	YGWA-3D	**Sampled by**	Kim Lapszynski
Purge Start	09:51	**Gallons Purged**	0.91	**Replicate/ Code No.**		**Color**	Clear
Purge End	10:14						

Time	Total Elapsed Minutes	Rate (mL/min)	Depth to Water (cm)	pH (standard units)	Specific Conductivity (µS/cm)	Turbidity (NTU)	Dissolved Oxygen (mg/L)	Temperature °C	Redox (mV)
09:51:00	00:00	150		8.52	223.85		11.02	11.6	146.52
09:57:00	05:49	150		7.72	215.15		0.57	15	-163.37
10:02:00	10:49	150	30.34	7.87	213.86		0.17	15.4	-160.88
10:07:00	15:49	150	30.35	7.94	213.95	0.36	0.11	15.7	-166.55
10:09:00	18:03	150		7.95	213.88	0.95	0.09	15.8	-169.2
10:14:00	23:03	150	30.35	7.97	213.55	0.11	0.09	15.8	-174.12

Constituent Sampled	Container	Number	Preservative
TDS	500 mL Plastic	1	None
RAD 9315/9320	1L Plastic	2	HNO3
Cl,F,SO4	250 mL Plastic	1	None
Appendix III/IV Metals	250 mL Plastic	1	HNO3

Comments: The Water-level range during purging activities was 30.23-30.35 ft-bmp

Well Casing Volume Conversion

Well diameter (inches) = gallons per foot 1 = 0.04 1.5 = 0.09 2.5 = 0.26 3.5 = 0.50 6 = 1.47
1.25 = 0.06 2 = 0.16 3 = 0.37 4 = 0.65

Well Information

Well Location:
Condition of Well:
Well Completion: NA
Well Locked at Arrival:
Well Locked at Departure:
Key Number To Well: NA

Groundwater Sampling Form

ARCADIS Design & Consultancy for natural and built assets

Project Number	30053438	**Well ID**	YGWA-14S			**Date**	02/10/2022
Project Location	AP-2		**Weather(°F)**	65.8 degrees F and Clear. The wind is blowing W/SW at 6.9 mph.			
Measuring Pt. Description	Top of Inner Casing	**Screen Setting (ft-bmp)**	24.66	**Casing Diameter (in)**	2	**Well Casing Material**	PVC
Static Water Level (ft-bmp)	18.52	**Total Depth (ft-bmp)**	34.96	**Water Column(ft)**	16.44	**Gallons in Well**	2.67
MP Elevation	748.76	**Pump Intake (ft-bmp)**	30	**Purge Method**	Low-Flow	**Sample Method**	Low-Flow
Sample Time	16:20	**Well Volumes Purged**	0.40	**Sample ID**	YGWA-14S	**Sampled by**	Khalil Carson
Purge Start	15:53	**Gallons Purged**	1.06	**Replicate/ Code No.**	Up-DUP-2	**Color**	Clear
Purge End	16:39						

Time	Total Elapsed Minutes	Rate (mL/min)	Depth to Water (ft)	pH (standard units)	Specific Conductivity (µS/cm)	Turbidity (NTU)	Dissolved Oxygen (mg/L)	Temperature °C	Redox (mV)
15:53:00	00:00	200	18.52	4.9	63.46		6.61	18.2	196.17
15:58:00	05:00	200	19.65	4.47	63.88	0.37	5.84	18.1	235.99
16:03:00	10:00	200	19.65	4.52	64.03	0.38	5.8	18.1	244.08
16:08:00	15:00	200	19.65	4.52	64.11	0.46	5.77	18.1	250.58
16:13:00	20:00	200	19.65	4.5	64.25	0.27	5.74	18.1	256.98

Constituent Sampled	Container	Number	Preservative
TDS	500 mL Plastic	2	None
RAD Chem	1L Plastic	4	HNO3
Metals	250 mL Plastic	2	HNO3
Chloride,Fluoride ,Sulfate	250 mL Plastic	2	None

Comments:

Well Casing Volume Conversion

Well diameter (inches) = gallons per foot 1 = 0.04 1.5 = 0.09 2.5 = 0.26 3.5 = 0.50 6 = 1.47
1.25 = 0.06 2 = 0.16 3 = 0.37 4 = 0.65

Well Information

Well Location:
Condition of Well:
Well Completion: NA
Well Locked at Arrival:
Well Locked at Departure:
Key Number To Well: NA

Groundwater Sampling Form

Project Number	30053438	**Well ID**	YGWA-5D			**Date**	02/10/2022
Project Location	AMA AP-3, A, B and B'		**Weather(°F)**	65.8 degrees F and Clear. The wind is blowing W/NW at 5.8 mph.			
Measuring Pt. Description	Top of Inner Casing	**Screen Setting (ft-bmp)**	78.83	**Casing Diameter (in)**	2	**Well Casing Material**	PVC
Static Water Level (ft-bmp)	19.52	**Total Depth (ft-bmp)**	129.13	**Water Column(ft)**	109.61	**Gallons in Well**	17.81
MP Elevation	784.53	**Pump Intake (ft-bmp)**	124	**Purge Method**	Low-Flow	**Sample Method**	Low-Flow
Sample Time	17:40	**Well Volumes Purged**	0.06	**Sample ID**	YGWA-5D	**Sampled by**	Khalil Carson
Purge Start	17:10	**Gallons Purged**	1.06	**Replicate/ Code No.**		**Color**	Clear
Purge End	18:21						

Time	Total Elapsed Minutes	Rate (mL/min)	Depth to Water (ft)	pH (standard units)	Specific Conductivity (µS/cm)	Turbidity (NTU)	Dissolved Oxygen (mg/L)	Temperature °C	Redox (mV)
17:10:00	00:00	200	19.52	6.70	201.38	7.53	2.33	16.4	-82.19
17:15:00	05:00	200	20.35	7.02	219.86	4.55	0.13	16.6	-128.55
17:20:00	10:00	200	20.35	7.00	208.73	2.03	0.09	16.5	-141.68
17:25:00	15:00	200	20.35	6.99	203.50	0.41	0.07	16.5	-143.96
17:30:00	20:00	200	20.35	6.99	201.44	0.04	0.06	16.4	-145.53

Constituent Sampled	Container	Number	Preservative
TDS	500 mL Plastic	1	None
RAD Chem	1L Plastic	2	HNO3
Chloride,FLUORIDE ,Sulfate	250 mL Plastic	1	None
Metals	250 mL Plastic	1	HNO3

Comments:

Well Casing Volume Conversion

Well diameter (inches) = gallons per foot

1 = 0.04 1.5 = 0.09 2.5 = 0.26 3.5 = 0.50 6 = 1.47
1.25 = 0.06 2 = 0.16 3 = 0.37 4 = 0.65

Well Information

Well Location:

Condition of Well:

Well Completion: NA

Well Locked at Arrival:

Well Locked at Departure:

Key Number To Well: NA

Groundwater Sampling Form

Project Number	30052918	**Well ID**	YGWA-18I			**Date**	02/09/2022
Project Name/Location	AMA AP-3, A, B, A		**Weather(°F)**	57.0 degrees F and Clear. The wind is blowing W/NW at 6.9 mph.			
Measuring Pt. Description	Top of Inner Casing	**Screen Setting (ft-bmp)**	69.97-79.97	**Casing Diameter (in)**	2	**Well Casing Material**	PVC
Static Water Level (ft-bmp)	23	**Total Depth (ft-bmp)**	79.97	**Water Column(ft)**	56.97	**Gallons in Well**	9.26
MP Elevation	790.57	**Pump Intake (ft-bmp)**	75	**Purge Method**	Low-Flow	**Sample Method**	Low-Flow
Sample Time	14:31	**Volumes Purged**	0.26	**Sample ID**	YGWA-18I	**Sampled by**	Jessica Ware
Purge Start	14:05	**Gallons Purged**	2.44	**Replicate/ Code No.**			
Purge End	14:42						

Time	Minutes Elapsed	Total Elapsed Minutes	Rate mL/min	Depth to Water (ft)	Gallons Purged	pH (standard units)	Conductivity (mS/cm)	Turbidity (NTU)	Dissolved Oxygen (mg/L)	Temperature °C	Redox (mV)	Appearance	
												Color	Odor
14:15	0	0	250	23.31	0.66	6.00	0.097	2.43	3.54	14.81	182.6	Clear	None
14:20	5	5	250	23.38	0.99	5.98	0.095	0.70	3.51	14.93	186.9	Clear	None
14:25	5	10	250	23.37	1.32	5.98	0.095	0.52	3.52	15.13	190.1	Clear	None

Constituent Sampled	Container	Number	Preservative
Total Dissolved Solids	500 mL Plastic	1	None
RAD 9315/9320	1L Plastic	2	HNO3
Cl, F, SO4	250 mL Plastic	1	None
App III/IV Metals	250 mL Plastic	1	HNO3

Comments:

Well Casing Volume Conversion

Well diameter (inches) = gallons per foot

1 = 0.04 1.5 = 0.09 2.5 = 0.26 3.5 = 0.50 6 = 1.47
1.25 = 0.06 2 = 0.16 3 = 0.37 4 = 0.65

Well Information

Well Location:

Condition of Well: Good condition

Well Completion: Stick-up

Well Locked at Arrival: yes

Well Locked at Departure: yes

Key Number To Well: NA

ft-bmp = feet below measuring point
in = inches
ft = feet
mL/min = milliliters per minute
mS/cm = milliSiemens per centimeter
NTU = Nephelometric Turbidity Unit
mg/L = milligrams per liter

mV = milliv

Groundwater Sampling Form

ARCADIS Design & Consultancy for natural and built assets

Project Number	30052923	**Well ID**	YGWA-5I			**Date**	02/10/2022
Project Location	AMA AP-3, A, B and B'		**Weather(°F)**	65.8 degrees F and Clear. The wind is blowing W/NW at 5.8 mph.			
Measuring Pt. Description	Top of Inner Casing	**Screen Setting (ft-bmp)**	48.64	**Casing Diameter (in)**	2	**Well Casing Material**	PVC
Static Water Level (ft-bmp)	17.94	**Total Depth (ft-bmp)**	58.94	**Water Column(ft)**	41	**Gallons in Well**	6.66
MP Elevation	784.54	**Pump Intake (ft-bmp)**	53	**Purge Method**	Low-Flow	**Sample Method**	Low-Flow
Sample Time	17:43	**Well Volumes Purged**	0.16	**Sample ID**	YGWA-5I	**Sampled by**	Mark Chest
Purge Start	17:05	**Gallons Purged**	1.06	**Replicate/ Code No.**	UP-DUP-3	**Color**	Clear
Purge End	17:25						

Time	Total Elapsed Minutes	Rate (mL/min)	Depth to Water (ft)	pH (standard units)	Specific Conductivity (µS/cm)	Turbidity (NTU)	Dissolved Oxygen (mg/L)	Temperature °C	Redox (mV)
17:05:00	00:00	200	17.94	6.85	98.05	6.03	7.71	16.4	197.08
17:10:00	05:00	200	18.38	5.14	77.62	0.12	6.1	16.6	246.13
17:15:00	10:00	200	18.38	5.12	77.78	0.13	6.11	16.5	247.72
17:20:00	15:00	200	18.38	5.13	77.2	0.08	6.13	16.5	249
17:25:00	20:00	200	18.38	5.14	78.65	0.87	6.13	16.4	250.28

Constituent Sampled	Container	Number	Preservative
RAD Chem	1L Plastic	4	HNO3
TDS	1L Plastic	2	None
Metals	250 mL Plastic	2	HNO3
Cl, F, SO4	250 mL Plastic	2	None

Comments:

Well Casing Volume Conversion

Well diameter (inches) = gallons per foot

1 = 0.04 1.5 = 0.09 2.5 = 0.26 3.5 = 0.50 6 = 1.47
1.25 = 0.06 2 = 0.16 3 = 0.37 4 = 0.65

Well Information

Well Location:

Condition of Well:

Well Completion: NA

Well Locked at Arrival:

Well Locked at Departure:

Key Number To Well: NA

Groundwater Sampling Form

ARCADIS Design & Consultancy for natural and built assets

Project Number	30053438	**Well ID**	YGWA-4I			**Date**	02/11/2022
Project Location	AMA AP-3, A, B and B'		**Weather(°F)**	46.6 degrees F and Clear. The wind is blowing W/SW at 3.4 mph.			
Measuring Pt. Description	Top of Inner Casing	**Screen Setting (ft-bmp)**	38.51	**Casing Diameter (in)**	2	**Well Casing Material**	PVC
Static Water Level (ft-bmp)	22.21	**Total Depth (ft-bmp)**	48.81	**Water Column(ft)**	26.6	**Gallons in Well**	4.32
MP Elevation	784.21	**Pump Intake (ft-bmp)**	45	**Purge Method**	Low-Flow	**Sample Method**	Low-Flow
Sample Time	10:40	**Well Volumes Purged**	0.21	**Sample ID**	YGWA-4I	**Sampled by**	Khalil Carson
Purge Start	10:13	**Gallons Purged**	0.92	**Replicate/ Code No.**		**Color**	Clear
Purge End	10:55						

Time	Total Elapsed Minutes	Rate (mL/min)	Depth to Water (ft)	pH (standard units)	Specific Conductivity (µS/cm)	Turbidity (NTU)	Dissolved Oxygen (mg/L)	Temperature °C	Redox (mV)
10:13:00	00:00	200	22.21	5.67	113.64	2.83	7.6	13.6	206.98
10:18:00	05:00	200	25.15	6.03	141.88	0.41	1.29	15.6	187.93
10:23:00	10:00	150	26.75	5.98	131.39	0.61	1.82	15.6	188.25
10:28:00	15:00	150	26.6	5.96	130.68	0.38	1.85	15.3	189.93
10:33:00	20:00	150	26.6	5.95	130.2	0.42	1.87	15.4	190.98

Constituent Sampled	Container	Number	Preservative
TDS	500 mL Plastic	1	None
RAD Chem	1L Plastic	2	HNO3
Chloride,Fluoride ,Sulfate	250 mL Plastic	1	None
Metals	250 mL Plastic	1	HNO3

Comments:

Well Casing Volume Conversion

Well diameter (inches) = gallons per foot

1 = 0.04 1.5 = 0.09 2.5 = 0.26 3.5 = 0.50 6 = 1.47
1.25 = 0.06 2 = 0.16 3 = 0.37 4 = 0.65

Well Information

Well Location:

Condition of Well:

Well Completion: NA

Well Locked at Arrival:

Well Locked at Departure:

Key Number To Well: NA

Groundwater Sampling Form

ARCADIS

Project Number	30052918	**Well ID**	YGWA-17S			**Date**	02/09/2022
Project Name/Location	AMA AP-3, A, B and B		**Weather(°F)**	Sunny, clear, 46 degrees Fahrenheit			
Measuring Pt. Description	Top of Inner Casing	**Screen Setting (ft-bmp)**	29.65-39.65	**Casing Diameter (in)**	2	**Well Casing Material**	PVC
Static Water Level (ft-bmp)	11.7	**Total Depth (ft-bmp)**	39.97	**Water Column(ft)**	28.27	**Gallons in Well**	4.59
MP Elevation	783.05	**Pump Intake (ft-bmp)**	35	**Purge Method**	Low-Flow	**Sample Method**	Low-Flow
Sample Time	10:20	**Volumes Purged**	0.58	**Sample ID**	YGWA-17S	**Sampled by**	Jessica Ware
Purge Start	09:46	**Gallons Purged**	2.64	**Replicate/ Code No.**			
Purge End	10:36						

Time	Minutes Elapsed	Total Elapsed Minutes	Rate mL/min	Depth to Water (ft)	Gallons Purged	pH (standard units)	Conductivity (mS/cm)	Turbidity (NTU)	Dissolved Oxygen (mg/L)	Temperature °C	Redox (mV)	Appearance	
												Color	Odor
09:56	0	0	200	12.05	0.53	5.56	0.122	6.67	2.00	14.04	181.0	Clear	None
10:01	5	5	200	12.07	0.79	5.54	0.122	3.67	1.83	14.08	187.0	Clear	None
10:06	5	10	200	12.06	1.06	5.53	0.121	4.20	1.67	14.14	192.3	Clear	None
10:11	5	15	200	12.04	1.32	5.53	0.12	2.97	1.58	14.25	197.1	Clear	None
10:16	5	20	200	12.07	1.59	5.53	0.12	2.52	1.57	14.38	200.3	Clear	None

Constituent Sampled	Container	Number	Preservative
Total Dissolved Solids	500 mL Plastic	1	None
RAD 9315/9320	1L Plastic	2	HNO3
Cl, F, SO4	250 mL Plastic	1	None
App III/IV Metals	250 mL Plastic	1	HNO3

Comments:

Well Casing Volume Conversion

Well diameter (inches) = gallons per foot

1 = 0.04 1.5 = 0.09 2.5 = 0.26 3.5 = 0.50 6 = 1.47
1.25 = 0.06 2 = 0.16 3 = 0.37 4 = 0.65

Well Information

Well Location: AMA

Condition of Well: Good condition

Well Completion: Stick-up

Well Locked at Arrival: yes

Well Locked at Departure: yes

Key Number To Well: NA

ft-bmp = feet below measuring point
in = inches
ft = feet
mL/min = milliliters per minute
mS/cm = milliSiemens per centimeter
NTU = Nephelometric Turbidity Unit
mg/L = milligrams per liter

mV = milliv

Groundwater Sampling Form

ARCADIS

Project Number	30052918	**Well ID**	YGWA-18S			**Date**	02/09/2022
Project Name/Location	AMA AP-3, A, B, A		**Weather(°F)**	50.2 degrees F and Clear. The wind is blowing SW at 4.7 mph.			
Measuring Pt. Description	Top of Inner Casing	**Screen Setting (ft-bmp)**	29.97-39.97	**Casing Diameter (in)**	2	**Well Casing Material**	PVC
Static Water Level (ft-bmp)	19.74	**Total Depth (ft-bmp)**	39.97	**Water Column(ft)**	20.23	**Gallons in Well**	3.29
MP Elevation	790.57	**Pump Intake (ft-bmp)**	35	**Purge Method**	Low-Flow	**Sample Method**	Low-Flow
Sample Time	12:24	**Volumes Purged**	0.89	**Sample ID**	YGWA-18S	**Sampled by**	Jessica Ware
Purge Start	11:20	**Gallons Purged**	2.92	**Replicate/ Code No.**			
Purge End	13:03						

Time	Minutes Elapsed	Total Elapsed Minutes	Rate mL/min	Depth to Water (ft)	Gallons Purged	pH (standard units)	Conductivity (mS/cm)	Turbidity (NTU)	Dissolved Oxygen (mg/L)	Temperature °C	Redox (mV)	Appearance	
												Color	Odor
11:30	0	0	150	20.21	0.40	5.51	0.067	13.5	3.71	12.46	227.8	Clear	None
11:35	5	5	150	20.23	0.59	5.41	0.067	13.4	3.04	12.98	220.8	Clear	None
11:40	5	10	100	20.14	0.73	5.35	0.068	13.7	2.32	13.23	219.9	Clear	None
11:45	5	15	100	20.06	0.86	5.31	0.068	12.5	2.26	13.17	220.8	Clear	None
11:50	5	20	100	20.09	0.99	5.29	0.067	10.3	1.88	13.15	219.7	Clear	None
11:55	5	25	100	20.13	1.12	5.30	0.068	7.97	1.87	13.30	218.0	Clear	None
12:00	5	30	100	20.12	1.25	5.30	0.068	7.46	1.80	13.48	217.3	Clear	None
12:05	5	35	100	20.11	1.39	5.30	0.068	5.99	1.82	13.59	215.2	Clear	None
12:10	5	40	100	20.14	1.52	5.29	0.068	4.62	1.80	13.67	214.3	Clear	None
12:15	5	45	100	20.12	1.65	5.29	0.068	4.33	1.85	13.69	213.2	Clear	None
12:20	5	50	100	20.10	1.78	5.28	0.068	3.23	1.77	13.68	213.6	Clear	None

Constituent Sampled	Container	Number	Preservative
Total Dissolved Solids	500 mL Plastic	1	None
RAD 9315/9320	1L Plastic	2	HNO3
Cl, F, SO4	250 mL Plastic	1	None
App III/IV Metals	250 mL Plastic	1	HNO3

Comments:

Well Casing Volume Conversion

Well diameter (inches) = gallons per foot

1 = 0.04 1.5 = 0.09 2.5 = 0.26 3.5 = 0.50 6 = 1.47
1.25 = 0.06 2 = 0.16 3 = 0.37 4 = 0.65

Well Information

Well Location:

Condition of Well: Good condition

Well Completion: Stick-up

Well Locked at Arrival: yes

Well Locked at Departure: yes

Key Number To Well: NA

ft-bmp = feet below measuring point
in = inches
ft = feet
mL/min = milliliters per minute
mS/cm = milliSiemens per centimeter
NTU = Nephelometric Turbidity Unit
mg/L = milligrams per liter

mV = milliv

Groundwater Sampling Form

ARCADIS

Project Number	30052916	**Well ID**	YGWA-39			**Date**	02/08/2022
Project Name/Location	GPC Yates Phase I AP-B Site		**Weather(°F)**	65 degrees F and Clear. The wind is blowing W/SW.			
Measuring Pt. Description	Top of Inner Casing	**Screen Setting (ft-bmp)**	58.09-68.09	**Casing Diameter (in)**	2	**Well Casing Material**	PVC
Static Water Level (ft-bmp)	17.62	**Total Depth (ft-bmp)**	68.59	**Water Column(ft)**	50.97	**Gallons in Well**	8.28
MP Elevation	818.19	**Pump Intake (ft-bmp)**	63	**Purge Method**	Low-Flow	**Sample Method**	Low-Flow
Sample Time	14:55	**Volumes Purged**	0.26	**Sample ID**	YGWA-39	**Sampled by**	Kim Lapszynski
Purge Start	14:13	**Gallons Purged**	2.11	**Replicate/ Code No.**			
Purge End	14:54						

Time	Minutes Elapsed	Total Elapsed Minutes	Rate mL/min	Depth to Water (ft)	Gallons Purged	pH (standard units)	Conductivity (mS/cm)	Turbidity (NTU)	Dissolved Oxygen (mg/L)	Temperature °C	Redox (mV)	Appearance	
												Color	Odor
14:23	0	0	200	17.62	0.53	5.78	0.381	0.15	0.40	16.43	68.9	Clear	None
14:28	5	5	200	18.07	0.79	5.78	0.382	0.02	0.28	16.52	72.9	Clear	None
14:33	5	10	200	18.08	1.06	5.78	0.381	0.07	0.25	16.41	76.8	Clear	None
14:38	5	15	200	18.09	1.32	5.75	0.373	0.02	0.22	16.28	86.2	Clear	None
14:43	5	20	200	18.09	1.59	5.77	0.368	0.39	0.20	16.28	89.9	Clear	None
14:48	5	25	200	18.11	1.85	5.78	0.367	0.56	0.20	16.21	89.6	Clear	None
14:53	5	30	200	18.11	2.11	5.78	0.366	0.06	0.19	16.24	92.0	Clear	None

Constituent Sampled	Container	Number	Preservative
RAD 9315/9320	1L Plastic	2	HNO3
Total Dissolved Solids	500 mL Plastic	1	None
Cl, F, SO4	250 mL Plastic	1	None
Appendix III/IV Metals	250 mL Plastic	1	HNO3

Comments:

Well Casing Volume Conversion

Well diameter (inches) = gallons per foot

1 = 0.04 1.5 = 0.09 2.5 = 0.26 3.5 = 0.50 6 = 1.47
1.25 = 0.06 2 = 0.16 3 = 0.37 4 = 0.65

Well Information

Well Location: R6

Condition of Well: Good condition

Well Completion: Stick-up

Well Locked at Arrival: yes

Well Locked at Departure: yes

Key Number To Well: NA

ft-bmp = feet below measuring point
in = inches
ft = feet
mL/min = milliliters per minute
mS/cm = milliSiemens per centimeter
NTU = Nephelometric Turbidity Unit
mg/L = milligrams per liter

mV = milliv

Groundwater Sampling Form

ARCADIS

Project Number	30052918	**Well ID**	YGWA-21I			**Date**	02/09/2022
Project Name/Location	AMA AP-3, A, B, A		**Weather(°F)**	Sunny, clear, 60 degrees Fahrenheit			
Measuring Pt. Description	Top of Inner Casing	**Screen Setting (ft-bmp)**	69.6-79.6	**Casing Diameter (in)**	2	**Well Casing Material**	PVC
Static Water Level (ft-bmp)	29.61	**Total Depth (ft-bmp)**	79.9	**Water Column(ft)**	50.29	**Gallons in Well**	8.17
MP Elevation	783.7	**Pump Intake (ft-bmp)**	75	**Purge Method**	Low-Flow	**Sample Method**	Low-Flow
Sample Time	17:40	**Volumes Purged**	0.46	**Sample ID**	YGWA-21I	**Sampled by**	Jessica Ware
Purge Start	17:06	**Gallons Purged**	3.80	**Replicate/ Code No.**			
Purge End	18:21						

Time	Minutes Elapsed	Total Elapsed Minutes	Rate mL/min	Depth to Water (ft)	Gallons Purged	pH (standard units)	Conductivity (mS/cm)	Turbidity (NTU)	Dissolved Oxygen (mg/L)	Temperature °C	Redox (mV)	Appearance	
												Color	Odor
17:16	0	0	250	32.85	0.66	6.81	0.143	3.84	0.82	15.17	-50.9	Clear	None
17:21	5	5	250	33.11	0.99	6.85	0.144	2.31	0.54	15.13	-81.5	Clear	None
17:26	5	10	200	33.27	1.25	6.85	0.144	1.57	0.38	15.04	-79.2	Clear	None
17:31	5	15	175	33.34	1.49	6.85	0.144	2.27	0.36	14.99	-80.0	Clear	None
17:36	5	20	175	33.25	1.72	6.84	0.143	1.19	0.33	14.82	-86.9	Clear	None

Constituent Sampled	Container	Number	Preservative
Total Dissolved Solids	500 mL Plastic	1	None
RAD 9315/9320	1L Plastic	2	HNO3
Cl, F, SO4	250 mL Plastic	1	None
App III/IV Metals	250 mL Plastic	1	HNO3

Comments:

Well Casing Volume Conversion

Well diameter (inches) = gallons per foot

1 = 0.04 1.5 = 0.09 2.5 = 0.26 3.5 = 0.50 6 = 1.47
1.25 = 0.06 2 = 0.16 3 = 0.37 4 = 0.65

Well Information

Well Location:

Condition of Well: Good condition

Well Completion: Stick-up

Well Locked at Arrival: yes

Well Locked at Departure: yes

Key Number To Well: NA

ft-bmp = feet below measuring point
in = inches
ft = feet
mL/min = milliliters per minute
mS/cm = milliSiemens per centimeter
NTU = Nephelometric Turbidity Unit
mg/L = milligrams per liter

mV = milliv

Groundwater Sampling Form

ARCADIS

Project Number	30052918	**Well ID**	YGWA-20S			**Date**	02/09/2022
Project Name/Location	AMA AP-3, A, B, A		**Weather(°F)**	Sunny, clear, 62 degrees Fahrenheit			
Measuring Pt. Description	Top of Inner Casing	**Screen Setting (ft-bmp)**	19.22-29.52	**Casing Diameter (in)**	2	**Well Casing Material**	PVC
Static Water Level (ft-bmp)	11.02	**Total Depth (ft-bmp)**	29.52	**Water Column(ft)**	18.5	**Gallons in Well**	3.01
MP Elevation	767.12	**Pump Intake (ft-bmp)**	24.5	**Purge Method**	Low-Flow	**Sample Method**	Low-Flow
Sample Time	16:19	**Volumes Purged**	1.19	**Sample ID**	YGWA-20S	**Sampled by**	Jessica Ware
Purge Start	15:35	**Gallons Purged**	3.59	**Replicate/ Code No.**			
Purge End	16:38						

Time	Minutes Elapsed	Total Elapsed Minutes	Rate mL/min	Depth to Water (ft)	Gallons Purged	pH (standard units)	Conductivity (mS/cm)	Turbidity (NTU)	Dissolved Oxygen (mg/L)	Temperature °C	Redox (mV)	Appearance	
												Color	Odor
15:45	0	0	250	11.78	0.66	5.96	0.047	19.3	7.42	14.69	252.1	Clear	None
15:50	5	5	250	11.75	0.99	5.94	0.047	11.6	7.18	14.67	236.3	Clear	None
15:55	5	10	250	11.77	1.32	5.93	0.047	9.03	7.16	14.65	228.2	Clear	None
16:00	5	15	200	11.64	1.59	5.93	0.046	6.99	6.90	14.65	223.0	Clear	None
16:05	5	20	200	11.49	1.85	5.91	0.045	4.05	6.98	14.38	222.3	Clear	None
16:10	5	25	200	11.42	2.11	5.91	0.045	3.40	6.93	14.33	220.7	Clear	None
16:15	5	30	200	11.41	2.38	5.91	0.045	3.55	6.89	14.22	220.0	Clear	None

Constituent Sampled	Container	Number	Preservative
Total Dissolved Solids	500 mL Plastic	1	None
RAD 9315/9320	1L Plastic	2	HNO3
Cl, F, SO4	250 mL Plastic	1	None
App III/IV Metals	250 mL Plastic	1	HNO3

Comments:

Well Casing Volume Conversion

Well diameter (inches) = gallons per foot

1 = 0.04 1.5 = 0.09 2.5 = 0.26 3.5 = 0.50 6 = 1.47
1.25 = 0.06 2 = 0.16 3 = 0.37 4 = 0.65

Well Information

Well Location:

Condition of Well: Good condition

Well Completion: Stick-up

Well Locked at Arrival: yes

Well Locked at Departure: yes

Key Number To Well: NA

ft-bmp = feet below measuring point
in = inches
ft = feet
mL/min = milliliters per minute
mS/cm = milliSiemens per centimeter
NTU = Nephelometric Turbidity Unit
mg/L = milligrams per liter

mV = milliv

Groundwater Sampling Form

ARCADIS Design & Consultancy for natural and built assets

Project Number	30052923	**Well ID**	YGWA-47			**Date**	02/08/2022
Project Location	AP-1		**Weather(°F)**	53.4 degrees F and Clear. The wind is blowing N/NE at 10.3 mph.			
Measuring Pt. Description	Top of Inner Casing	**Screen Setting (ft-bmp)**	49.4	**Casing Diameter (in)**	2	**Well Casing Material**	PVC
Static Water Level (ft-bmp)	34.8	**Total Depth (ft-bmp)**	59.19	**Water Column(ft)**	24.39	**Gallons in Well**	3.96
MP Elevation	758.22	**Pump Intake (ft-bmp)**	54	**Purge Method**	Low-Flow	**Sample Method**	Low-Flow
Sample Time	11:40	**Well Volumes Purged**	0.40	**Sample ID**	YGWA-47	**Sampled by**	Mark Chest
Purge Start	11:12	**Gallons Purged**	1.59	**Replicate/ Code No.**		**Color**	Clear
Purge End	11:37						

Time	Total Elapsed Minutes	Rate (mL/min)	Depth to Water (ft)	pH (standard units)	Specific Conductivity (µS/cm)	Turbidity (NTU)	Dissolved Oxygen (mg/L)	Temperature °C	Redox (mV)
11:12:00	00:00	200	34.8	5.15	193.83		2.88	17.3	238.85
11:17:00	05:00	200	35.55	5.24	195.95		2.87	17	241.34
11:22:00	10:00	200	35.55	5.3	197.08	0.8	2.93	17.1	240.91
11:27:00	15:00	200	35.55	5.38	196.93	0.22	2.95	17.1	238.23
11:32:00	20:00	200	35.55	5.42	197.63	0.22	2.86	17	237.76
11:37:00	25:00	200	35.55	5.4	197.93	0.19	2.82	17.2	239.78
11:42:00	30:00	200	35.55	5.53	201	0.37	2.95	18.2	229.25

Constituent Sampled	Container	Number	Preservative
Metals	250mL HDPE Plastic	1	HNO3
RAD Chem	1L Plastic	2	HNO3
TDS	500 mL Plastic	1	None
Wet Chem Non Metals	250 mL Plastic	1	None

Comments:

Well Casing Volume Conversion

Well diameter (inches) = gallons per foot

1 = 0.04 1.5 = 0.09 2.5 = 0.26 3.5 = 0.50 6 = 1.47
1.25 = 0.06 2 = 0.16 3 = 0.37 4 = 0.65

Well Information

Well Location:

Condition of Well:

Well Completion: NA

Well Locked at Arrival:

Well Locked at Departure:

Key Number To Well: NA

Groundwater Sampling Form

ARCADIS Design & Consultancy for natural and built assets

Project Number	30053438	**Well ID**	GWA-2			**Date**	02/08/2022
Project Location	Gypsum Landfill		**Weather(°F)**	38.8 degrees F and Clear. The wind is blowing N at 11.4 mph.			
Measuring Pt. Description	Top of Inner Casing	**Screen Setting (ft-bmp)**	42.1	**Casing Diameter (in)**	2	**Well Casing Material**	PVC
Static Water Level (ft-bmp)	36.42	**Total Depth (ft-bmp)**	52.13	**Water Column(ft)**	15.71	**Gallons in Well**	2.55
MP Elevation	805.62	**Pump Intake (ft-bmp)**	47	**Purge Method**	Low-Flow	**Sample Method**	Low-Flow
Sample Time	10:45	**Well Volumes Purged**	0.26	**Sample ID**	GWA-2	**Sampled by**	Khalil Carson
Purge Start	10:14	**Gallons Purged**	0.66	**Replicate/ Code No.**	UP-DUP-1	**Color**	Clear
Purge End	10:40						

Time	Total Elapsed Minutes	Rate (mL/min)	Depth to Water (ft)	pH (standard units)	Specific Conductivity (µS/cm)	Turbidity (NTU)	Dissolved Oxygen (mg/L)	Temperature °C	Redox (mV)
10:14:00	00:00	100	36.42	5.84	450.71		1.28	15	181.1
10:19:00	05:00	100	37.25	5.8	427.58	2.88	1.18	15.1	184.46
10:24:00	09:56	100	37.4	5.8	420.36	2.7	1.04	15.2	184.8
10:29:00	14:56	100	37.52	5.82	417.21	1.81	0.93	15.4	179.34
10:34:00	19:56	100	37.45	5.83	415.26	1.05	0.95	14.5	178.52
10:39:00	24:56	100	37.45	5.83	414.33	0.85	0.97	14.5	174.43

Constituent Sampled	Container	Number	Preservative
TDS	500 mL Plastic	2	None
RAD Chem	1L Plastic	4	HNO3
Metals	250 mL Plastic	2	HNO3
Chloride,Fluoride,Sulfate	250 mL Plastic	2	None

Comments:

Well Casing Volume Conversion

Well diameter (inches) = gallons per foot

1 = 0.04 1.5 = 0.09 2.5 = 0.26 3.5 = 0.50 6 = 1.47
1.25 = 0.06 2 = 0.16 3 = 0.37 4 = 0.65

Well Information

Well Location:

Condition of Well:

Well Completion: NA

Well Locked at Arrival:

Well Locked at Departure:

Key Number To Well: NA

Groundwater Sampling Form

ARCADIS

Project Number	30052916	**Well ID**	YGWA-40			**Date**	02/08/2022
Project Name/Location	GPC Yates Phase I AP-B Site		**Weather(°F)**	50.7 degrees F and Clear. The wind is blowing N/NE at 10.3 mph.			
Measuring Pt. Description	Top of Inner Casing	**Screen Setting (ft-bmp)**	37.73-47.73	**Casing Diameter (in)**	2	**Well Casing Material**	PVC
Static Water Level (ft-bmp)	22.72	**Total Depth (ft-bmp)**	48.23	**Water Column(ft)**	25.51	**Gallons in Well**	4.15
MP Elevation	815.73	**Pump Intake (ft-bmp)**	42	**Purge Method**	Low-Flow	**Sample Method**	Low-Flow
Sample Time	13:22	**Volumes Purged**	0.38	**Sample ID**	YGWA-40	**Sampled by**	Kim Lapszynski
Purge Start	12:49	**Gallons Purged**	1.59	**Replicate/ Code No.**			
Purge End	13:38						

Time	Minutes Elapsed	Total Elapsed Minutes	Rate mL/min	Depth to Water (ft)	Gallons Purged	pH (standard units)	Conductivity (mS/cm)	Turbidity (NTU)	Dissolved Oxygen (mg/L)	Temperature °C	Redox (mV)	Appearance	
												Color	Odor
12:59	0	0	200	23.91	0.53	5.35	0.124	1.31	1.06	15.73	206.9	Clear	None
13:04	5	5	200	23.94	7.93	5.34	0.123	0.35	0.85	15.77	211.4	Clear	None
13:09	5	10	200	23.97	10.57	5.30	0.119	0.02	0.73	15.72	211.6	Clear	None
13:14	5	15	200	23.97	1.32	5.29	0.118	0.44	0.60	15.81	211.1	Clear	None
13:19	5	20	200	23.98	1.59	5.26	0.118	0.02	0.53	15.75	211.7	Clear	None

Constituent Sampled	Container	Number	Preservative
Total Dissolved Solids	500 mL Plastic	1	None
RAD 9315/9320	1L Plastic	2	HNO3
Cl, F, SO4	250 mL Plastic	1	None
Appendix III/IV Metals	500 mL Plastic	1	HNO3

Comments:

Well Casing Volume Conversion

Well diameter (inches) = gallons per foot

1 = 0.04 1.5 = 0.09 2.5 = 0.26 3.5 = 0.50 6 = 1.47
1.25 = 0.06 2 = 0.16 3 = 0.37 4 = 0.65

Well Information

Well Location: R6 Ash Disposal Area

Condition of Well: Good condition

Well Completion: Stick-up

Well Locked at Arrival: yes

Well Locked at Departure: yes

Key Number To Well: NA

ft-bmp = feet below measuring point
in = inches
ft = feet
mL/min = milliliters per minute
mS/cm = milliSiemens per centimeter
NTU = Nephelometric Turbidity Unit
mg/L = milligrams per liter

mV = milliv

Groundwater Gauging Well Inspection Report

ARCADIS Design & Consultancy for natural and built assets

Project Location:	AP-2
Permit Number:	
Well ID:	YGWA-30I
Person Gauging:	Khalil Carson
Date:	2/8/2022
Time:	08:55:00

			Yes	No	N/A
1	Location Identification:				
	a	Is the well visible and accessible?	☑	☐	☐
	b	Is the well properly identified with the correct well ID?	☑	☐	☐
	c	Is the well in a high traffic area and does the well require protection from traffic?	☐	☑	☐
	d	Is the drainage around the well acceptable? (no standing water, nor is well located in obvious drainage flow path)	☑	☐	☐
2	Protective Casing:				
	a	Is the protective casing free from apparent damage and able to be secured?	☑	☐	☐
	b	Is the casing free of degradation or deterioration?	☑	☐	☐
	c	Does the casing have a functioning weep hole?	☑	☐	☐
	d	Is the annular space between casings clear of debris and water, or filled with pea gravel/sand?	☑	☐	☐
3	Surface Pad				
	a	Is the well pad in good condition (not cracked or broken)?	☑	☐	☐
	b	Is the well pad sloped away from the protective casing?	☑	☐	☐
	c	Is the well pad in complete contact with the protective casing?	☑	☐	☐
	d	Is the well pad in complete contact with the ground surface and stable? (not undermined by erosion, animal burrows, and does not move when stepped on)	☑	☐	☐
	e	Is the pad surface clean (not covered with sediment or debris)?	☑	☐	☐
4	Internal Casing				
	a	Does the cap prevent entry of foreign material into the well?	☑	☐	☐
	b	Is the casing free of kinks or bends, or any obstructions from foreign objects (such as bailers)?	☑	☐	☐
	c	Is the well properly vented for equilibration of air pressure?	☑	☐	☐
	d	Is the survey point clearly marked on the inner casing?	☑	☐	☐
	e	Is the depth of the well consistent with the original well log?	☑	☐	☐
	f	Is the casing stable? (or does the pvc move easily when touched or can it be taken apart by hand due to lack of grout or use of slip couplings in construction)	☑	☐	☐
5	Sampling: Groundwater Wells Only:				
	a	Does well recharge adequately when purged?	☐	☐	☐
	b	If dedicated sampling equipment installed, is it in good condition and specified in the approved groundwater plan for the facility?	☐	☐	☐
	c	Does the well require redevelopment (low flow, turbid)?	☐	☐	☐
6	Based on your professional judgement, is the well construction / location:				
		appropriate to 1) achieve the objectives of the Groundwater Monitoring Program	☑	☐	☐
		and 2) comply with the applicable regulatory requirements?	☑	☐	☐
7	Corrective actions as needed, by date:				
8	Date by when corrective actions are needed:				

Groundwater Gauging Well Inspection Report

ARCADIS Design & Consultancy for natural and built assets

Project Location:	AP-2
Permit Number:	
Well ID:	YGWA-14S
Person Gauging:	Khalil Carson
Date:	2/8/2022
Time:	08:39:00

			Yes	No	N/A
1	Location Identification:				
	a	Is the well visible and accessible?	☑	☐	☐
	b	Is the well properly identified with the correct well ID?	☑	☐	☐
	c	Is the well in a high traffic area and does the well require protection from traffic?	☐	☑	☐
	d	Is the drainage around the well acceptable? (no standing water, nor is well located in obvious drainage flow path)	☑	☐	☐
2	Protective Casing:				
	a	Is the protective casing free from apparent damage and able to be secured?	☑	☐	☐
	b	Is the casing free of degradation or deterioration?	☑	☐	☐
	c	Does the casing have a functioning weep hole?	☑	☐	☐
	d	Is the annular space between casings clear of debris and water, or filled with pea gravel/sand?	☑	☐	☐
3	Surface Pad				
	a	Is the well pad in good condition (not cracked or broken)?	☑	☐	☐
	b	Is the well pad sloped away from the protective casing?	☑	☐	☐
	c	Is the well pad in complete contact with the protective casing?	☑	☐	☐
	d	Is the well pad in complete contact with the ground surface and stable? (not undermined by erosion, animal burrows, and does not move when stepped on)	☑	☐	☐
	e	Is the pad surface clean (not covered with sediment or debris)?	☑	☐	☐
4	Internal Casing				
	a	Does the cap prevent entry of foreign material into the well?	☑	☐	☐
	b	Is the casing free of kinks or bends, or any obstructions from foreign objects (such as bailers)?	☑	☐	☐
	c	Is the well properly vented for equilibration of air pressure?	☑	☐	☐
	d	Is the survey point clearly marked on the inner casing?	☑	☐	☐
	e	Is the depth of the well consistent with the original well log?	☑	☐	☐
	f	Is the casing stable? (or does the pvc move easily when touched or can it be taken apart by hand due to lack of grout or use of slip couplings in construction)	☑	☐	☐
5	Sampling: Groundwater Wells Only:				
	a	Does well recharge adequately when purged?	☑	☐	☐
	b	If dedicated sampling equipment installed, is it in good condition and specified in the approved groundwater plan for the facility?	☑	☐	☐
	c	Does the well require redevelopment (low flow, turbid)?	☐	☑	☐
6	Based on your professional judgement, is the well construction / location:				
		appropriate to 1) achieve the objectives of the Groundwater Monitoring Program	☑	☐	☐
		and 2) comply with the applicable regulatory requirements?	☑	☐	☐
7	Corrective actions as needed, by date:				
8	Date by when corrective actions are needed:				

Groundwater Gauging Well Inspection Report

ARCADIS Design & Consultancy for natural and built assets

Project Location:	AP-2
Permit Number:	
Well ID:	YGWA-1I
Person Gauging:	Jessica Ware
Date:	2/7/2022
Time:	15:46:00

			Yes	No	N/A
1	Location Identification:				
	a	Is the well visible and accessible?	☑	☐	☐
	b	Is the well properly identified with the correct well ID?	☑	☐	☐
	c	Is the well in a high traffic area and does the well require protection from traffic?	☐	☑	☐
	d	Is the drainage around the well acceptable? (no standing water, nor is well located in obvious drainage flow path)	☑	☐	☐
2	Protective Casing:				
	a	Is the protective casing free from apparent damage and able to be secured?	☑	☐	☐
	b	Is the casing free of degradation or deterioration?	☑	☐	☐
	c	Does the casing have a functioning weep hole?	☑	☐	☐
	d	Is the annular space between casings clear of debris and water, or filled with pea gravel/sand?	☑	☐	☐
3	Surface Pad				
	a	Is the well pad in good condition (not cracked or broken)?	☑	☐	☐
	b	Is the well pad sloped away from the protective casing?	☑	☐	☐
	c	Is the well pad in complete contact with the protective casing?	☑	☐	☐
	d	Is the well pad in complete contact with the ground surface and stable? (not undermined by erosion, animal burrows, and does not move when stepped on)	☑	☐	☐
	e	Is the pad surface clean (not covered with sediment or debris)?	☑	☐	☐
4	Internal Casing				
	a	Does the cap prevent entry of foreign material into the well?	☑	☐	☐
	b	Is the casing free of kinks or bends, or any obstructions from foreign objects (such as bailers)?	☑	☐	☐
	c	Is the well properly vented for equilibration of air pressure?	☑	☐	☐
	d	Is the survey point clearly marked on the inner casing?	☑	☐	☐
	e	Is the depth of the well consistent with the original well log?	☐	☐	☑
	f	Is the casing stable? (or does the pvc move easily when touched or can it be taken apart by hand due to lack of grout or use of slip couplings in construction)	☑	☐	☐
5	Sampling: Groundwater Wells Only:				
	a	Does well recharge adequately when purged?	☐	☐	☐
	b	If dedicated sampling equipment installed, is it in good condition and specified in the approved groundwater plan for the facility?	☐	☐	☐
	c	Does the well require redevelopment (low flow, turbid)?	☐	☐	☐
6	Based on your professional judgement, is the well construction / location:				
		appropriate to 1) achieve the objectives of the Groundwater Monitoring Program	☑	☐	☐
		and 2) comply with the applicable regulatory requirements?	☑	☐	☐
7	Corrective actions as needed, by date:				
8	Date by when corrective actions are needed:				

Groundwater Gauging Well Inspection Report

ARCADIS Design & Consultancy for natural and built assets

Project Location:	AP-2
Permit Number:	
Well ID:	YGWA-3I
Person Gauging:	Jessica Ware
Date:	2/7/2022
Time:	15:26:00

			Yes	No	N/A
1	Location Identification:				
	a	Is the well visible and accessible?	☑	☐	☐
	b	Is the well properly identified with the correct well ID?	☑	☐	☐
	c	Is the well in a high traffic area and does the well require protection from traffic?	☐	☑	☐
	d	Is the drainage around the well acceptable? (no standing water, nor is well located in obvious drainage flow path)	☑	☐	☐
2	Protective Casing:				
	a	Is the protective casing free from apparent damage and able to be secured?	☑	☐	☐
	b	Is the casing free of degradation or deterioration?	☑	☐	☐
	c	Does the casing have a functioning weep hole?	☑	☐	☐
	d	Is the annular space between casings clear of debris and water, or filled with pea gravel/sand?	☑	☐	☐
3	Surface Pad				
	a	Is the well pad in good condition (not cracked or broken)?	☑	☐	☐
	b	Is the well pad sloped away from the protective casing?	☑	☐	☐
	c	Is the well pad in complete contact with the protective casing?	☑	☐	☐
	d	Is the well pad in complete contact with the ground surface and stable? (not undermined by erosion, animal burrows, and does not move when stepped on)	☑	☐	☐
	e	Is the pad surface clean (not covered with sediment or debris)?	☑	☐	☐
4	Internal Casing				
	a	Does the cap prevent entry of foreign material into the well?	☑	☐	☐
	b	Is the casing free of kinks or bends, or any obstructions from foreign objects (such as bailers)?	☑	☐	☐
	c	Is the well properly vented for equilibration of air pressure?	☑	☐	☐
	d	Is the survey point clearly marked on the inner casing?	☑	☐	☐
	e	Is the depth of the well consistent with the original well log?	☐	☐	☑
	f	Is the casing stable? (or does the pvc move easily when touched or can it be taken apart by hand due to lack of grout or use of slip couplings in construction)	☑	☐	☐
5	Sampling: Groundwater Wells Only:				
	a	Does well recharge adequately when purged?	☐	☐	☐
	b	If dedicated sampling equipment installed, is it in good condition and specified in the approved groundwater plan for the facility?	☐	☐	☐
	c	Does the well require redevelopment (low flow, turbid)?	☐	☐	☐
6	Based on your professional judgement, is the well construction / location:				
		appropriate to 1) achieve the objectives of the Groundwater Monitoring Program	☑	☐	☐
		and 2) comply with the applicable regulatory requirements?	☑	☐	☐
7	Corrective actions as needed, by date:				
8	Date by when corrective actions are needed:				

Groundwater Gauging Well Inspection Report

ARCADIS Design & Consultancy for natural and built assets

Project Location:	AP-2
Permit Number:	
Well ID:	YGWA-3D
Person Gauging:	Jessica Ware
Date:	2/7/2022
Time:	15:28:00

			Yes	No	N/A
1	Location Identification:				
	a	Is the well visible and accessible?	☑	☐	☐
	b	Is the well properly identified with the correct well ID?	☑	☐	☐
	c	Is the well in a high traffic area and does the well require protection from traffic?	☐	☑	☐
	d	Is the drainage around the well acceptable? (no standing water, nor is well located in obvious drainage flow path)	☑	☐	☐
2	Protective Casing:				
	a	Is the protective casing free from apparent damage and able to be secured?	☑	☐	☐
	b	Is the casing free of degradation or deterioration?	☑	☐	☐
	c	Does the casing have a functioning weep hole?	☑	☐	☐
	d	Is the annular space between casings clear of debris and water, or filled with pea gravel/sand?	☑	☐	☐
3	Surface Pad				
	a	Is the well pad in good condition (not cracked or broken)?	☑	☐	☐
	b	Is the well pad sloped away from the protective casing?	☑	☐	☐
	c	Is the well pad in complete contact with the protective casing?	☑	☐	☐
	d	Is the well pad in complete contact with the ground surface and stable? (not undermined by erosion, animal burrows, and does not move when stepped on)	☑	☐	☐
	e	Is the pad surface clean (not covered with sediment or debris)?	☑	☐	☐
4	Internal Casing				
	a	Does the cap prevent entry of foreign material into the well?	☑	☐	☐
	b	Is the casing free of kinks or bends, or any obstructions from foreign objects (such as bailers)?	☑	☐	☐
	c	Is the well properly vented for equilibration of air pressure?	☑	☐	☐
	d	Is the survey point clearly marked on the inner casing?	☑	☐	☐
	e	Is the depth of the well consistent with the original well log?	☐	☐	☑
	f	Is the casing stable? (or does the pvc move easily when touched or can it be taken apart by hand due to lack of grout or use of slip couplings in construction)	☑	☐	☐
5	Sampling: Groundwater Wells Only:				
	a	Does well recharge adequately when purged?	☐	☐	☐
	b	If dedicated sampling equipment installed, is it in good condition and specified in the approved groundwater plan for the facility?	☐	☐	☐
	c	Does the well require redevelopment (low flow, turbid)?	☐	☐	☐
6	Based on your professional judgement, is the well construction / location:				
		appropriate to 1) achieve the objectives of the Groundwater Monitoring Program	☑	☐	☐
		and 2) comply with the applicable regulatory requirements?	☑	☐	☐
7	Corrective actions as needed, by date:				
8	Date by when corrective actions are needed:				

Groundwater Gauging Well Inspection Report

ARCADIS Design & Consultancy for natural and built assets

Project Location:	AP-2
Permit Number:	
Well ID:	YGWA-2I
Person Gauging:	Jessica Ware
Date:	2/7/2022
Time:	15:37:00

			Yes	No	N/A
1	Location Identification:				
	a	Is the well visible and accessible?	☑	☐	☐
	b	Is the well properly identified with the correct well ID?	☑	☐	☐
	c	Is the well in a high traffic area and does the well require protection from traffic?	☐	☑	☐
	d	Is the drainage around the well acceptable? (no standing water, nor is well located in obvious drainage flow path)	☑	☐	☐
2	Protective Casing:				
	a	Is the protective casing free from apparent damage and able to be secured?	☑	☐	☐
	b	Is the casing free of degradation or deterioration?	☑	☐	☐
	c	Does the casing have a functioning weep hole?	☐	☑	☐
	d	Is the annular space between casings clear of debris and water, or filled with pea gravel/sand?	☑	☐	☐
3	Surface Pad				
	a	Is the well pad in good condition (not cracked or broken)?	☑	☐	☐
	b	Is the well pad sloped away from the protective casing?	☑	☐	☐
	c	Is the well pad in complete contact with the protective casing?	☑	☐	☐
	d	Is the well pad in complete contact with the ground surface and stable? (not undermined by erosion, animal burrows, and does not move when stepped on)	☑	☐	☐
	e	Is the pad surface clean (not covered with sediment or debris)?	☑	☐	☐
4	Internal Casing				
	a	Does the cap prevent entry of foreign material into the well?	☑	☐	☐
	b	Is the casing free of kinks or bends, or any obstructions from foreign objects (such as bailers)?	☑	☐	☐
	c	Is the well properly vented for equilibration of air pressure?	☑	☐	☐
	d	Is the survey point clearly marked on the inner casing?	☑	☐	☐
	e	Is the depth of the well consistent with the original well log?	☐	☐	☑
	f	Is the casing stable? (or does the pvc move easily when touched or can it be taken apart by hand due to lack of grout or use of slip couplings in construction)	☑	☐	☐
5	Sampling: Groundwater Wells Only:				
	a	Does well recharge adequately when purged?	☐	☐	☐
	b	If dedicated sampling equipment installed, is it in good condition and specified in the approved groundwater plan for the facility?	☐	☐	☐
	c	Does the well require redevelopment (low flow, turbid)?	☐	☐	☐
6	Based on your professional judgement, is the well construction / location:				
		appropriate to 1) achieve the objectives of the Groundwater Monitoring Program	☑	☐	☐
		and 2) comply with the applicable regulatory requirements?	☑	☐	☐
7	Corrective actions as needed, by date:				
8	Date by when corrective actions are needed:				

Groundwater Gauging Well Inspection Report

ARCADIS Design & Consultancy for natural and built assets

Project Location:	AP-2
Permit Number:	
Well ID:	YGWA-1D
Person Gauging:	Jessica Ware
Date:	2/7/2022
Time:	15:43:00

			Yes	No	N/A
1	Location Identification:				
	a	Is the well visible and accessible?	☑	☐	☐
	b	Is the well properly identified with the correct well ID?	☑	☐	☐
	c	Is the well in a high traffic area and does the well require protection from traffic?	☐	☑	☐
	d	Is the drainage around the well acceptable? (no standing water, nor is well located in obvious drainage flow path)	☑	☐	☐
2	Protective Casing:				
	a	Is the protective casing free from apparent damage and able to be secured?	☑	☐	☐
	b	Is the casing free of degradation or deterioration?	☑	☐	☐
	c	Does the casing have a functioning weep hole?	☑	☐	☐
	d	Is the annular space between casings clear of debris and water, or filled with pea gravel/sand?	☑	☐	☐
3	Surface Pad				
	a	Is the well pad in good condition (not cracked or broken)?	☑	☐	☐
	b	Is the well pad sloped away from the protective casing?	☑	☐	☐
	c	Is the well pad in complete contact with the protective casing?	☑	☐	☐
	d	Is the well pad in complete contact with the ground surface and stable? (not undermined by erosion, animal burrows, and does not move when stepped on)	☑	☐	☐
	e	Is the pad surface clean (not covered with sediment or debris)?	☑	☐	☐
4	Internal Casing				
	a	Does the cap prevent entry of foreign material into the well?	☑	☐	☐
	b	Is the casing free of kinks or bends, or any obstructions from foreign objects (such as bailers)?	☑	☐	☐
	c	Is the well properly vented for equilibration of air pressure?	☑	☐	☐
	d	Is the survey point clearly marked on the inner casing?	☑	☐	☐
	e	Is the depth of the well consistent with the original well log?	☐	☐	☑
	f	Is the casing stable? (or does the pvc move easily when touched or can it be taken apart by hand due to lack of grout or use of slip couplings in construction)	☑	☐	☐
5	Sampling: Groundwater Wells Only:				
	a	Does well recharge adequately when purged?	☐	☐	☐
	b	If dedicated sampling equipment installed, is it in good condition and specified in the approved groundwater plan for the facility?	☐	☐	☐
	c	Does the well require redevelopment (low flow, turbid)?	☐	☐	☐
6	Based on your professional judgement, is the well construction / location:				
		appropriate to 1) achieve the objectives of the Groundwater Monitoring Program	☑	☐	☐
		and 2) comply with the applicable regulatory requirements?	☑	☐	☐
7	Corrective actions as needed, by date:				
8	Date by when corrective actions are needed:				

Groundwater Gauging Well Inspection Report

ARCADIS Design & Consultancy for natural and built assets

Project Location:	AMA AP-3, A, B and B'
Permit Number:	
Well ID:	YGWA-4I
Person Gauging:	Jessica Ware
Date:	2/7/2022
Time:	11:16:00

			Yes	No	N/A
1	Location Identification:				
	a	Is the well visible and accessible?	☑	☐	☐
	b	Is the well properly identified with the correct well ID?	☑	☐	☐
	c	Is the well in a high traffic area and does the well require protection from traffic?	☐	☑	☐
	d	Is the drainage around the well acceptable? (no standing water, nor is well located in obvious drainage flow path)	☑	☐	☐
2	Protective Casing:				
	a	Is the protective casing free from apparent damage and able to be secured?	☑	☐	☐
	b	Is the casing free of degradation or deterioration?	☑	☐	☐
	c	Does the casing have a functioning weep hole?	☐	☑	☐
	d	Is the annular space between casings clear of debris and water, or filled with pea gravel/sand?	☑	☐	☐
3	Surface Pad				
	a	Is the well pad in good condition (not cracked or broken)?	☑	☐	☐
	b	Is the well pad sloped away from the protective casing?	☐	☑	☐
	c	Is the well pad in complete contact with the protective casing?	☑	☐	☐
	d	Is the well pad in complete contact with the ground surface and stable? (not undermined by erosion, animal burrows, and does not move when stepped on)	☑	☐	☐
	e	Is the pad surface clean (not covered with sediment or debris)?	☐	☑	☐
4	Internal Casing				
	a	Does the cap prevent entry of foreign material into the well?	☑	☐	☐
	b	Is the casing free of kinks or bends, or any obstructions from foreign objects (such as bailers)?	☑	☐	☐
	c	Is the well properly vented for equilibration of air pressure?	☑	☐	☐
	d	Is the survey point clearly marked on the inner casing?	☑	☐	☐
	e	Is the depth of the well consistent with the original well log?	☐	☐	☑
	f	Is the casing stable? (or does the pvc move easily when touched or can it be taken apart by hand due to lack of grout or use of slip couplings in construction)	☑	☐	☐
5	Sampling: Groundwater Wells Only:				
	a	Does well recharge adequately when purged?	☐	☐	☐
	b	If dedicated sampling equipment installed, is it in good condition and specified in the approved groundwater plan for the facility?	☐	☐	☐
	c	Does the well require redevelopment (low flow, turbid)?	☐	☐	☐
6	Based on your professional judgement, is the well construction / location:				
		appropriate to 1) achieve the objectives of the Groundwater Monitoring Program	☐	☐	☐
		and 2) comply with the applicable regulatory requirements?	☐	☐	☐
7	Corrective actions as needed, by date:				
8	Date by when corrective actions are needed:				

Groundwater Gauging Well Inspection Report

ARCADIS Design & Consultancy for natural and built assets

Project Location:	AMA AP-3, A, B and B'
Permit Number:	
Well ID:	YGWA-5D
Person Gauging:	Jessica Ware
Date:	2/7/2022
Time:	11:34:00

			Yes	No	N/A
1	Location Identification:				
	a	Is the well visible and accessible?	☑	☐	☐
	b	Is the well properly identified with the correct well ID?	☑	☐	☐
	c	Is the well in a high traffic area and does the well require protection from traffic?	☐	☑	☐
	d	Is the drainage around the well acceptable? (no standing water, nor is well located in obvious drainage flow path)	☑	☐	☐
2	Protective Casing:				
	a	Is the protective casing free from apparent damage and able to be secured?	☑	☐	☐
	b	Is the casing free of degradation or deterioration?	☑	☐	☐
	c	Does the casing have a functioning weep hole?	☐	☑	☐
	d	Is the annular space between casings clear of debris and water, or filled with pea gravel/sand?	☑	☐	☐
3	Surface Pad				
	a	Is the well pad in good condition (not cracked or broken)?	☑	☐	☐
	b	Is the well pad sloped away from the protective casing?	☐	☑	☐
	c	Is the well pad in complete contact with the protective casing?	☑	☐	☐
	d	Is the well pad in complete contact with the ground surface and stable? (not undermined by erosion, animal burrows, and does not move when stepped on)	☑	☐	☐
	e	Is the pad surface clean (not covered with sediment or debris)?	☑	☐	☐
4	Internal Casing				
	a	Does the cap prevent entry of foreign material into the well?	☑	☐	☐
	b	Is the casing free of kinks or bends, or any obstructions from foreign objects (such as bailers)?	☑	☐	☐
	c	Is the well properly vented for equilibration of air pressure?	☑	☐	☐
	d	Is the survey point clearly marked on the inner casing?	☑	☐	☐
	e	Is the depth of the well consistent with the original well log?	☐	☐	☑
	f	Is the casing stable? (or does the pvc move easily when touched or can it be taken apart by hand due to lack of grout or use of slip couplings in construction)	☑	☐	☐
5	Sampling: Groundwater Wells Only:				
	a	Does well recharge adequately when purged?	☐	☐	☐
	b	If dedicated sampling equipment installed, is it in good condition and specified in the approved groundwater plan for the facility?	☐	☐	☐
	c	Does the well require redevelopment (low flow, turbid)?	☐	☐	☐
6	Based on your professional judgement, is the well construction / location:				
		appropriate to 1) achieve the objectives of the Groundwater Monitoring Program	☑	☐	☐
		and 2) comply with the applicable regulatory requirements?	☑	☐	☐
7	Corrective actions as needed, by date:				
8	Date by when corrective actions are needed:				

Groundwater Gauging Well Inspection Report

ARCADIS Design & Consultancy for natural and built assets

Project Location:	AMA AP-3, A, B and B'
Permit Number:	
Well ID:	YGWA-20S
Person Gauging:	Jessica Ware
Date:	2/7/2022
Time:	11:44:00

			Yes	No	N/A
1	Location Identification:				
	a	Is the well visible and accessible?	☑	☐	☐
	b	Is the well properly identified with the correct well ID?	☑	☐	☐
	c	Is the well in a high traffic area and does the well require protection from traffic?	☐	☑	☐
	d	Is the drainage around the well acceptable? (no standing water, nor is well located in obvious drainage flow path)	☑	☐	☐
2	Protective Casing:				
	a	Is the protective casing free from apparent damage and able to be secured?	☑	☐	☐
	b	Is the casing free of degradation or deterioration?	☑	☐	☐
	c	Does the casing have a functioning weep hole?	☑	☐	☐
	d	Is the annular space between casings clear of debris and water, or filled with pea gravel/sand?	☑	☐	☐
3	Surface Pad				
	a	Is the well pad in good condition (not cracked or broken)?	☑	☐	☐
	b	Is the well pad sloped away from the protective casing?	☐	☐	☑
	c	Is the well pad in complete contact with the protective casing?	☑	☐	☐
	d	Is the well pad in complete contact with the ground surface and stable? (not undermined by erosion, animal burrows, and does not move when stepped on)	☑	☐	☐
	e	Is the pad surface clean (not covered with sediment or debris)?	☑	☐	☐
4	Internal Casing				
	a	Does the cap prevent entry of foreign material into the well?	☑	☐	☐
	b	Is the casing free of kinks or bends, or any obstructions from foreign objects (such as bailers)?	☑	☐	☐
	c	Is the well properly vented for equilibration of air pressure?	☑	☐	☐
	d	Is the survey point clearly marked on the inner casing?	☑	☐	☐
	e	Is the depth of the well consistent with the original well log?	☐	☐	☑
	f	Is the casing stable? (or does the pvc move easily when touched or can it be taken apart by hand due to lack of grout or use of slip couplings in construction)	☑	☐	☐
5	Sampling: Groundwater Wells Only:				
	a	Does well recharge adequately when purged?	☐	☐	☐
	b	If dedicated sampling equipment installed, is it in good condition and specified in the approved groundwater plan for the facility?	☐	☐	☐
	c	Does the well require redevelopment (low flow, turbid)?	☐	☐	☐
6	Based on your professional judgement, is the well construction / location:				
		appropriate to 1) achieve the objectives of the Groundwater Monitoring Program	☑	☐	☐
		and 2) comply with the applicable regulatory requirements?	☑	☐	☐
7	Corrective actions as needed, by date:				
8	Date by when corrective actions are needed:				

Groundwater Gauging Well Inspection Report

ARCADIS Design & Consultancy for natural and built assets

Project Location:	AMA AP-3, A, B and B'
Permit Number:	
Well ID:	YGWA-5I
Person Gauging:	Jessica Ware
Date:	2/7/2022
Time:	11:32:00

			Yes	No	N/A
1	Location Identification:				
	a	Is the well visible and accessible?	☑	☐	☐
	b	Is the well properly identified with the correct well ID?	☐	☑	☐
	c	Is the well in a high traffic area and does the well require protection from traffic?	☑	☐	☐
	d	Is the drainage around the well acceptable? (no standing water, nor is well located in obvious drainage flow path)	☑	☐	☐
2	Protective Casing:				
	a	Is the protective casing free from apparent damage and able to be secured?	☑	☐	☐
	b	Is the casing free of degradation or deterioration?	☑	☐	☐
	c	Does the casing have a functioning weep hole?	☐	☑	☐
	d	Is the annular space between casings clear of debris and water, or filled with pea gravel/sand?	☑	☐	☐
3	Surface Pad				
	a	Is the well pad in good condition (not cracked or broken)?	☑	☐	☐
	b	Is the well pad sloped away from the protective casing?	☐	☑	☐
	c	Is the well pad in complete contact with the protective casing?	☑	☐	☐
	d	Is the well pad in complete contact with the ground surface and stable? (not undermined by erosion, animal burrows, and does not move when stepped on)	☑	☐	☐
	e	Is the pad surface clean (not covered with sediment or debris)?	☑	☐	☐
4	Internal Casing				
	a	Does the cap prevent entry of foreign material into the well?	☑	☐	☐
	b	Is the casing free of kinks or bends, or any obstructions from foreign objects (such as bailers)?	☑	☐	☐
	c	Is the well properly vented for equilibration of air pressure?	☑	☐	☐
	d	Is the survey point clearly marked on the inner casing?	☑	☐	☐
	e	Is the depth of the well consistent with the original well log?	☐	☐	☑
	f	Is the casing stable? (or does the pvc move easily when touched or can it be taken apart by hand due to lack of grout or use of slip couplings in construction)	☑	☐	☐
5	Sampling: Groundwater Wells Only:				
	a	Does well recharge adequately when purged?	☐	☐	☐
	b	If dedicated sampling equipment installed, is it in good condition and specified in the approved groundwater plan for the facility?	☐	☐	☐
	c	Does the well require redevelopment (low flow, turbid)?	☐	☐	☐
6	Based on your professional judgement, is the well construction / location:				
		appropriate to 1) achieve the objectives of the Groundwater Monitoring Program	☑	☐	☐
		and 2) comply with the applicable regulatory requirements?	☑	☐	☐
7	Corrective actions as needed, by date:				
8	Date by when corrective actions are needed:				

Groundwater Gauging Well Inspection Report

ARCADIS Design & Consultancy for natural and built assets

Project Location:	AMA AP-3, A, B and B'
Permit Number:	
Well ID:	YGWA-21I
Person Gauging:	Jessica Ware
Date:	2/7/2022
Time:	11:53:00

			Yes	No	N/A
1	Location Identification:				
	a	Is the well visible and accessible?	☑	☐	☐
	b	Is the well properly identified with the correct well ID?	☑	☐	☐
	c	Is the well in a high traffic area and does the well require protection from traffic?	☐	☑	☐
	d	Is the drainage around the well acceptable? (no standing water, nor is well located in obvious drainage flow path)	☑	☐	☐
2	Protective Casing:				
	a	Is the protective casing free from apparent damage and able to be secured?	☑	☐	☐
	b	Is the casing free of degradation or deterioration?	☑	☐	☐
	c	Does the casing have a functioning weep hole?	☐	☑	☐
	d	Is the annular space between casings clear of debris and water, or filled with pea gravel/sand?	☑	☐	☐
3	Surface Pad				
	a	Is the well pad in good condition (not cracked or broken)?	☑	☐	☐
	b	Is the well pad sloped away from the protective casing?	☐	☑	☐
	c	Is the well pad in complete contact with the protective casing?	☑	☐	☐
	d	Is the well pad in complete contact with the ground surface and stable? (not undermined by erosion, animal burrows, and does not move when stepped on)	☑	☐	☐
	e	Is the pad surface clean (not covered with sediment or debris)?	☑	☐	☐
4	Internal Casing				
	a	Does the cap prevent entry of foreign material into the well?	☑	☐	☐
	b	Is the casing free of kinks or bends, or any obstructions from foreign objects (such as bailers)?	☑	☐	☐
	c	Is the well properly vented for equilibration of air pressure?	☐	☐	☑
	d	Is the survey point clearly marked on the inner casing?	☑	☐	☐
	e	Is the depth of the well consistent with the original well log?	☐	☐	☑
	f	Is the casing stable? (or does the pvc move easily when touched or can it be taken apart by hand due to lack of grout or use of slip couplings in construction)	☑	☐	☐
5	Sampling: Groundwater Wells Only:				
	a	Does well recharge adequately when purged?	☐	☐	☐
	b	If dedicated sampling equipment installed, is it in good condition and specified in the approved groundwater plan for the facility?	☐	☐	☐
	c	Does the well require redevelopment (low flow, turbid)?	☐	☐	☐
6	Based on your professional judgement, is the well construction / location:				
		appropriate to 1) achieve the objectives of the Groundwater Monitoring Program	☑	☐	☐
		and 2) comply with the applicable regulatory requirements?	☑	☐	☐
7	Corrective actions as needed, by date:				
8	Date by when corrective actions are needed:				

Groundwater Gauging Well Inspection Report

ARCADIS Design & Consultancy for natural and built assets

Project Location:	AMA AP-3, A, B and B'
Permit Number:	
Well ID:	YGWA-17S
Person Gauging:	Jessica Ware
Date:	2/7/2022
Time:	12:25:00

			Yes	No	N/A
1	Location Identification:				
	a	Is the well visible and accessible?	☑	☐	☐
	b	Is the well properly identified with the correct well ID?	☑	☐	☐
	c	Is the well in a high traffic area and does the well require protection from traffic?	☐	☑	☐
	d	Is the drainage around the well acceptable? (no standing water, nor is well located in obvious drainage flow path)	☑	☐	☐
2	Protective Casing:				
	a	Is the protective casing free from apparent damage and able to be secured?	☑	☐	☐
	b	Is the casing free of degradation or deterioration?	☑	☐	☐
	c	Does the casing have a functioning weep hole?	☑	☐	☐
	d	Is the annular space between casings clear of debris and water, or filled with pea gravel/sand?	☑	☐	☐
3	Surface Pad				
	a	Is the well pad in good condition (not cracked or broken)?	☑	☐	☐
	b	Is the well pad sloped away from the protective casing?	☐	☐	☑
	c	Is the well pad in complete contact with the protective casing?	☑	☐	☐
	d	Is the well pad in complete contact with the ground surface and stable? (not undermined by erosion, animal burrows, and does not move when stepped on)	☑	☐	☐
	e	Is the pad surface clean (not covered with sediment or debris)?	☑	☐	☐
4	Internal Casing				
	a	Does the cap prevent entry of foreign material into the well?	☑	☐	☐
	b	Is the casing free of kinks or bends, or any obstructions from foreign objects (such as bailers)?	☑	☐	☐
	c	Is the well properly vented for equilibration of air pressure?	☑	☐	☐
	d	Is the survey point clearly marked on the inner casing?	☑	☐	☐
	e	Is the depth of the well consistent with the original well log?	☐	☐	☑
	f	Is the casing stable? (or does the pvc move easily when touched or can it be taken apart by hand due to lack of grout or use of slip couplings in construction)	☑	☐	☐
5	Sampling: Groundwater Wells Only:				
	a	Does well recharge adequately when purged?	☐	☐	☐
	b	If dedicated sampling equipment installed, is it in good condition and specified in the approved groundwater plan for the facility?	☐	☐	☐
	c	Does the well require redevelopment (low flow, turbid)?	☐	☐	☐
6	Based on your professional judgement, is the well construction / location:				
		appropriate to 1) achieve the objectives of the Groundwater Monitoring Program	☑	☐	☐
		and 2) comply with the applicable regulatory requirements?	☑	☐	☐
7	Corrective actions as needed, by date:				
8	Date by when corrective actions are needed:				

Groundwater Gauging Well Inspection Report

ARCADIS Design & Consultancy for natural and built assets

Project Location:	AMA AP-3, A, B and B'
Permit Number:	
Well ID:	YGWA-18I
Person Gauging:	Jessica Ware
Date:	2/7/2022
Time:	12:35:00

			Yes	No	N/A
1	Location Identification:				
	a	Is the well visible and accessible?	☑	☐	☐
	b	Is the well properly identified with the correct well ID?	☑	☐	☐
	c	Is the well in a high traffic area and does the well require protection from traffic?	☐	☑	☐
	d	Is the drainage around the well acceptable? (no standing water, nor is well located in obvious drainage flow path)	☑	☐	☐
2	Protective Casing:				
	a	Is the protective casing free from apparent damage and able to be secured?	☑	☐	☐
	b	Is the casing free of degradation or deterioration?	☑	☐	☐
	c	Does the casing have a functioning weep hole?	☑	☐	☐
	d	Is the annular space between casings clear of debris and water, or filled with pea gravel/sand?	☑	☐	☐
3	Surface Pad				
	a	Is the well pad in good condition (not cracked or broken)?	☑	☐	☐
	b	Is the well pad sloped away from the protective casing?	☐	☐	☑
	c	Is the well pad in complete contact with the protective casing?	☑	☐	☐
	d	Is the well pad in complete contact with the ground surface and stable? (not undermined by erosion, animal burrows, and does not move when stepped on)	☑	☐	☐
	e	Is the pad surface clean (not covered with sediment or debris)?	☑	☐	☐
4	Internal Casing				
	a	Does the cap prevent entry of foreign material into the well?	☑	☐	☐
	b	Is the casing free of kinks or bends, or any obstructions from foreign objects (such as bailers)?	☑	☐	☐
	c	Is the well properly vented for equilibration of air pressure?	☑	☐	☐
	d	Is the survey point clearly marked on the inner casing?	☑	☐	☐
	e	Is the depth of the well consistent with the original well log?	☐	☐	☑
	f	Is the casing stable? (or does the pvc move easily when touched or can it be taken apart by hand due to lack of grout or use of slip couplings in construction)	☑	☐	☐
5	Sampling: Groundwater Wells Only:				
	a	Does well recharge adequately when purged?	☐	☐	☐
	b	If dedicated sampling equipment installed, is it in good condition and specified in the approved groundwater plan for the facility?	☐	☐	☐
	c	Does the well require redevelopment (low flow, turbid)?	☐	☐	☐
6	Based on your professional judgement, is the well construction / location:				
		appropriate to 1) achieve the objectives of the Groundwater Monitoring Program	☑	☐	☐
		and 2) comply with the applicable regulatory requirements?	☑	☐	☐
7	Corrective actions as needed, by date:				
8	Date by when corrective actions are needed:				

Groundwater Gauging Well Inspection Report

ARCADIS Design & Consultancy for natural and built assets

Project Location:	AMA AP-3, A, B and B'
Permit Number:	
Well ID:	YGWA-18S
Person Gauging:	Jessica Ware
Date:	2/7/2022
Time:	12:39:00

			Yes	No	N/A
1	Location Identification:				
	a	Is the well visible and accessible?	☑	☐	☐
	b	Is the well properly identified with the correct well ID?	☑	☐	☐
	c	Is the well in a high traffic area and does the well require protection from traffic?	☐	☑	☐
	d	Is the drainage around the well acceptable? (no standing water, nor is well located in obvious drainage flow path)	☑	☐	☐
2	Protective Casing:				
	a	Is the protective casing free from apparent damage and able to be secured?	☑	☐	☐
	b	Is the casing free of degradation or deterioration?	☑	☐	☐
	c	Does the casing have a functioning weep hole?	☑	☐	☐
	d	Is the annular space between casings clear of debris and water, or filled with pea gravel/sand?	☑	☐	☐
3	Surface Pad				
	a	Is the well pad in good condition (not cracked or broken)?	☑	☐	☐
	b	Is the well pad sloped away from the protective casing?	☐	☐	☑
	c	Is the well pad in complete contact with the protective casing?	☑	☐	☐
	d	Is the well pad in complete contact with the ground surface and stable? (not undermined by erosion, animal burrows, and does not move when stepped on)	☑	☐	☐
	e	Is the pad surface clean (not covered with sediment or debris)?	☑	☐	☐
4	Internal Casing				
	a	Does the cap prevent entry of foreign material into the well?	☑	☐	☐
	b	Is the casing free of kinks or bends, or any obstructions from foreign objects (such as bailers)?	☑	☐	☐
	c	Is the well properly vented for equilibration of air pressure?	☑	☐	☐
	d	Is the survey point clearly marked on the inner casing?	☑	☐	☐
	e	Is the depth of the well consistent with the original well log?	☐	☐	☑
	f	Is the casing stable? (or does the pvc move easily when touched or can it be taken apart by hand due to lack of grout or use of slip couplings in construction)	☑	☐	☐
5	Sampling: Groundwater Wells Only:				
	a	Does well recharge adequately when purged?	☐	☐	☐
	b	If dedicated sampling equipment installed, is it in good condition and specified in the approved groundwater plan for the facility?	☐	☐	☐
	c	Does the well require redevelopment (low flow, turbid)?	☐	☐	☐
6	Based on your professional judgement, is the well construction / location:				
		appropriate to 1) achieve the objectives of the Groundwater Monitoring Program	☑	☐	☐
		and 2) comply with the applicable regulatory requirements?	☑	☐	☐
7	Corrective actions as needed, by date:				
8	Date by when corrective actions are needed:				

Groundwater Gauging Well Inspection Report

ARCADIS Design & Consultancy for natural and built assets

Project Location:	AMA R6 CCR Landfill
Permit Number:	
Well ID:	YGWA-40
Person Gauging:	Jessica Ware
Date:	2/7/2022
Time:	14:00:00

			Yes	No	N/A
1	Location Identification:				
	a	Is the well visible and accessible?	☑	☐	☐
	b	Is the well properly identified with the correct well ID?	☑	☐	☐
	c	Is the well in a high traffic area and does the well require protection from traffic?	☐	☑	☐
	d	Is the drainage around the well acceptable? (no standing water, nor is well located in obvious drainage flow path)	☑	☐	☐
2	Protective Casing:				
	a	Is the protective casing free from apparent damage and able to be secured?	☑	☐	☐
	b	Is the casing free of degradation or deterioration?	☑	☐	☐
	c	Does the casing have a functioning weep hole?	☑	☐	☐
	d	Is the annular space between casings clear of debris and water, or filled with pea gravel/sand?	☑	☐	☐
3	Surface Pad				
	a	Is the well pad in good condition (not cracked or broken)?	☑	☐	☐
	b	Is the well pad sloped away from the protective casing?	☐	☐	☑
	c	Is the well pad in complete contact with the protective casing?	☑	☐	☐
	d	Is the well pad in complete contact with the ground surface and stable? (not undermined by erosion, animal burrows, and does not move when stepped on)	☑	☐	☐
	e	Is the pad surface clean (not covered with sediment or debris)?	☑	☐	☐
4	Internal Casing				
	a	Does the cap prevent entry of foreign material into the well?	☑	☐	☐
	b	Is the casing free of kinks or bends, or any obstructions from foreign objects (such as bailers)?	☑	☐	☐
	c	Is the well properly vented for equilibration of air pressure?	☑	☐	☐
	d	Is the survey point clearly marked on the inner casing?	☑	☐	☐
	e	Is the depth of the well consistent with the original well log?	☐	☐	☑
	f	Is the casing stable? (or does the pvc move easily when touched or can it be taken apart by hand due to lack of grout or use of slip couplings in construction)	☑	☐	☐
5	Sampling: Groundwater Wells Only:				
	a	Does well recharge adequately when purged?	☐	☐	☐
	b	If dedicated sampling equipment installed, is it in good condition and specified in the approved groundwater plan for the facility?	☐	☐	☐
	c	Does the well require redevelopment (low flow, turbid)?	☐	☐	☐
6	Based on your professional judgement, is the well construction / location:				
		appropriate to 1) achieve the objectives of the Groundwater Monitoring Program	☑	☐	☐
		and 2) comply with the applicable regulatory requirements?	☑	☐	☐
7	Corrective actions as needed, by date:				
8	Date by when corrective actions are needed:				

Groundwater Gauging Well Inspection Report

ARCADIS Design & Consultancy for natural and built assets

Project Location:	AMA R6 CCR Landfill
Permit Number:	
Well ID:	YGWA-39
Person Gauging:	Jessica Ware
Date:	2/7/2022
Time:	14:05:00

			Yes	No	N/A
1	Location Identification:				
	a	Is the well visible and accessible?	☑	☐	☐
	b	Is the well properly identified with the correct well ID?	☑	☐	☐
	c	Is the well in a high traffic area and does the well require protection from traffic?	☐	☐	☑
	d	Is the drainage around the well acceptable? (no standing water, nor is well located in obvious drainage flow path)	☑	☐	☐
2	Protective Casing:				
	a	Is the protective casing free from apparent damage and able to be secured?	☑	☐	☐
	b	Is the casing free of degradation or deterioration?	☑	☐	☐
	c	Does the casing have a functioning weep hole?	☑	☐	☐
	d	Is the annular space between casings clear of debris and water, or filled with pea gravel/sand?	☑	☐	☐
3	Surface Pad				
	a	Is the well pad in good condition (not cracked or broken)?	☑	☐	☐
	b	Is the well pad sloped away from the protective casing?	☐	☐	☑
	c	Is the well pad in complete contact with the protective casing?	☑	☐	☐
	d	Is the well pad in complete contact with the ground surface and stable? (not undermined by erosion, animal burrows, and does not move when stepped on)	☑	☐	☐
	e	Is the pad surface clean (not covered with sediment or debris)?	☑	☐	☐
4	Internal Casing				
	a	Does the cap prevent entry of foreign material into the well?	☑	☐	☐
	b	Is the casing free of kinks or bends, or any obstructions from foreign objects (such as bailers)?	☑	☐	☐
	c	Is the well properly vented for equilibration of air pressure?	☑	☐	☐
	d	Is the survey point clearly marked on the inner casing?	☑	☐	☐
	e	Is the depth of the well consistent with the original well log?	☐	☐	☑
	f	Is the casing stable? (or does the pvc move easily when touched or can it be taken apart by hand due to lack of grout or use of slip couplings in construction)	☑	☐	☐
5	Sampling: Groundwater Wells Only:				
	a	Does well recharge adequately when purged?	☐	☐	☐
	b	If dedicated sampling equipment installed, is it in good condition and specified in the approved groundwater plan for the facility?	☐	☐	☐
	c	Does the well require redevelopment (low flow, turbid)?	☐	☐	☐
6	Based on your professional judgement, is the well construction / location:				
		appropriate to 1) achieve the objectives of the Groundwater Monitoring Program	☑	☐	☐
		and 2) comply with the applicable regulatory requirements?	☑	☐	☐
7	Corrective actions as needed, by date:				
8	Date by when corrective actions are needed:				

Groundwater Gauging Well Inspection Report

ARCADIS Design & Consultancy for natural and built assets

Project Location:	Gypsum Landfill
Permit Number:	
Well ID:	GWA-2
Person Gauging:	Mark Chest
Date:	2/7/2022
Time:	11:05:00

			Yes	No	N/A
1	Location Identification:				
	a	Is the well visible and accessible?	☑	☐	☐
	b	Is the well properly identified with the correct well ID?	☑	☐	☐
	c	Is the well in a high traffic area and does the well require protection from traffic?	☐	☑	☐
	d	Is the drainage around the well acceptable? (no standing water, nor is well located in obvious drainage flow path)	☑	☐	☐
2	Protective Casing:				
	a	Is the protective casing free from apparent damage and able to be secured?	☑	☐	☐
	b	Is the casing free of degradation or deterioration?	☑	☐	☐
	c	Does the casing have a functioning weep hole?	☑	☐	☐
	d	Is the annular space between casings clear of debris and water, or filled with pea gravel/sand?	☑	☐	☐
3	Surface Pad				
	a	Is the well pad in good condition (not cracked or broken)?	☑	☐	☐
	b	Is the well pad sloped away from the protective casing?	☑	☐	☐
	c	Is the well pad in complete contact with the protective casing?	☑	☐	☐
	d	Is the well pad in complete contact with the ground surface and stable? (not undermined by erosion, animal burrows, and does not move when stepped on)	☑	☐	☐
	e	Is the pad surface clean (not covered with sediment or debris)?	☑	☐	☐
4	Internal Casing				
	a	Does the cap prevent entry of foreign material into the well?	☑	☐	☐
	b	Is the casing free of kinks or bends, or any obstructions from foreign objects (such as bailers)?	☑	☐	☐
	c	Is the well properly vented for equilibration of air pressure?	☑	☐	☐
	d	Is the survey point clearly marked on the inner casing?	☑	☐	☐
	e	Is the depth of the well consistent with the original well log?	☑	☐	☐
	f	Is the casing stable? (or does the pvc move easily when touched or can it be taken apart by hand due to lack of grout or use of slip couplings in construction)	☑	☐	☐
5	Sampling: Groundwater Wells Only:				
	a	Does well recharge adequately when purged?	☐	☐	☐
	b	If dedicated sampling equipment installed, is it in good condition and specified in the approved groundwater plan for the facility?	☑	☐	☐
	c	Does the well require redevelopment (low flow, turbid)?	☐	☐	☐
6	Based on your professional judgement, is the well construction / location:				
		appropriate to 1) achieve the objectives of the Groundwater Monitoring Program	☑	☐	☐
		and 2) comply with the applicable regulatory requirements?	☑	☐	☐
7	Corrective actions as needed, by date:				
	None				
8	Date by when corrective actions are needed:				

Groundwater Gauging Well Inspection Report

ARCADIS Design & Consultancy for natural and built assets

Project Location:	AP-1
Permit Number:	
Well ID:	YGWA-47
Person Gauging:	Mark Chest
Date:	2/7/2022
Time:	12:32:00

			Yes	No	N/A
1	Location Identification:				
	a	Is the well visible and accessible?	☑	☐	☐
	b	Is the well properly identified with the correct well ID?	☑	☐	☐
	c	Is the well in a high traffic area and does the well require protection from traffic?	☐	☑	☐
	d	Is the drainage around the well acceptable? (no standing water, nor is well located in obvious drainage flow path)	☑	☐	☐
2	Protective Casing:				
	a	Is the protective casing free from apparent damage and able to be secured?	☑	☐	☐
	b	Is the casing free of degradation or deterioration?	☑	☐	☐
	c	Does the casing have a functioning weep hole?	☑	☐	☐
	d	Is the annular space between casings clear of debris and water, or filled with pea gravel/sand?	☑	☐	☐
3	Surface Pad				
	a	Is the well pad in good condition (not cracked or broken)?	☑	☐	☐
	b	Is the well pad sloped away from the protective casing?	☑	☐	☐
	c	Is the well pad in complete contact with the protective casing?	☑	☐	☐
	d	Is the well pad in complete contact with the ground surface and stable? (not undermined by erosion, animal burrows, and does not move when stepped on)	☑	☐	☐
	e	Is the pad surface clean (not covered with sediment or debris)?	☑	☐	☐
4	Internal Casing				
	a	Does the cap prevent entry of foreign material into the well?	☑	☐	☐
	b	Is the casing free of kinks or bends, or any obstructions from foreign objects (such as bailers)?	☑	☐	☐
	c	Is the well properly vented for equilibration of air pressure?	☑	☐	☐
	d	Is the survey point clearly marked on the inner casing?	☑	☐	☐
	e	Is the depth of the well consistent with the original well log?	☑	☐	☐
	f	Is the casing stable? (or does the pvc move easily when touched or can it be taken apart by hand due to lack of grout or use of slip couplings in construction)	☑	☐	☐
5	Sampling: Groundwater Wells Only:				
	a	Does well recharge adequately when purged?	☐	☐	☐
	b	If dedicated sampling equipment installed, is it in good condition and specified in the approved groundwater plan for the facility?	☑	☐	☐
	c	Does the well require redevelopment (low flow, turbid)?	☐	☐	☐
6	Based on your professional judgement, is the well construction / location:				
		appropriate to 1) achieve the objectives of the Groundwater Monitoring Program	☑	☐	☐
		and 2) comply with the applicable regulatory requirements?	☑	☐	☐
7	Corrective actions as needed, by date:				
8	Date by when corrective actions are needed:				

August/September 2022

August 2022 Daily Calibration Log

Project Plant Yates

Field Staff: Mark Chest/ Jessica Ware/ Khalil Carson/ Jake Swanson/ David Prouty

Instrument Calibration

Date: 08/30/2022 Initial

Parameter	Units	Standard	SmarTROLL SN 925534 (Mark Chest)	SmarTROLL SN 509263 (Jessica Ware)	SmarTROLL SN 870001 (Khalil Carson)	SmarTROLL SN 925153 (Jake Swanson)	SmarTROLL SN 518546 (David Prouty)
DO	% saturation	100	100	100	100	100	100
Conductivity	us/cm	1413	1413	1409	1413	1409	1409
pH	S.U.	4.00	4.00	4.01	4.01	4.00	4.01
pH	S.U.	7.00	7.00	6.99	6.99	7.00	7.00
pH	S.U.	10.00	10.00	9.95	9.95	10.00	10.00
ORP	mV	220.0	220.0	220.0	220.0	228.3	226.8

Parameter	Units	Standard	Geotech (Mark Chest)	Geotech (Jessica Ware)	Geotech (Khalil Carson)	Geotech (Jake Swanson)	Geotech (David Prouty)
Turbidity	NTU	20.0	20.8	19.8	19.7	0.02	19.8
Turbidity	NTU	100	101	100	101	20.0	101
Turbidity	NTU	800	799	802	813	100	806
Turbidity	NTU	<0.10	0.08	0.02	0.02	801	0.1

Date: 08/30/2022 Time: Midday

Parameter	Units	Standard	SmarTROLL SN 925534 (Mark Chest)	SmarTROLL SN 509263 (Jessica Ware)	SmarTROLL SN 509271 (Khalil Carson)	SmarTROLL SN 925153 (Jake Swanson)	SmarTROLL SN 518546 (David Prouty)
DO	% saturation	100	100	100	100	100	100
Conductivity	us/cm	1409	1419	1409	1413	1409	1409
pH	S.U.	4.00	4.01	4.02	4.01	4.01	4.02
pH	S.U.	7.00	6.99	6.98	6.99	6.99	6.98
pH	S.U.	10.00	9.95	9.91	9.95	9.95	9.95
ORP	mV	220.0	220.0	220.0	220.0	220.0	220.2

Parameter	Units	Standard	Geotech (Mark Chest)	Geotech (Jessica Ware)	Geotech (Khalil Carson)	Geotech (Jake Swanson)	Geotech (David Prouty)
Turbidity	NTU	20.0	20.0	19.8	19.7	0.02	--
Turbidity	NTU	100	98.2	100	98.8	20.0	--
Turbidity	NTU	800	793	804	796	100	--
Turbidity	NTU	<0.10	0.02	0.02	0.02	801	--

Notes:

DO - Dissolved Oxygen; us/cm - microsiemens/centimeter; ORP - oxidation-reduction potential; mV - millivolts; NTU - Nephelometric Turbidity Units; NC - Not calibrated

Quick Cal solution standard is dependant on temperature and will fluctuate

NA = Not Applicable

-- Calibration not performed

* Half day

August 2022 Daily Calibration Log

Project Plant Yates

Field Staff: Mark Chest/ Jessica Ware/ Khalil Carson/ Jake Swanson/ David Prouty

Instrument Calibration

Date: 08/31/2022 Initial

Parameter	Units	Standard	SmarTROLL SN 925534 (Mark Chest)	SmarTROLL SN 509263 (Jessica Ware)	SmarTROLL SN 509271 (Khalil Carson)	SmarTROLL SN 925153 (Jake Swanson)	SmarTROLL SN 518546 (David Prouty)
DO	% saturation	100	100	100	100	100	100
Conductivity	us/cm	1413	1413	1409	1413	1409	1409
pH	S.U.	4.00	4.00	4.00	4.00	4.00	4.00
pH	S.U.	7.00	7.00	7.00	7.00	7.00	7.00
pH	S.U.	10.00	10.00	10.05	10.00	10.00	10.00
ORP	mV	220.0	220.0	220.0	220.0	220.0	232.0

Parameter	Units	Standard	Geotech (Mark Chest)	Geotech (Jessica Ware)	Geotech (Khalil Carson)	Geotech (Jake Swanson)	Geotech (David Prouty)
Turbidity	NTU	20.0	21.0	19.6	20.5	0.02	19.9
Turbidity	NTU	100	101	101	102	20.0	109
Turbidity	NTU	800	813	800	806	100	804
Turbidity	NTU	<0.10	0.02	0.02	0.04	801	0.02

Date: 08/31/2022 Time: Midday

Parameter	Units	Standard	SmarTROLL SN 925534 (Mark Chest)	SmarTROLL SN 509263 (Jessica Ware)	SmarTROLL SN 509271 (Khalil Carson)	SmarTROLL SN 925153 (Jake Swanson)	SmarTROLL SN 870001 (David Prouty)
DO	% saturation	100	NA*	100	100	100	100
Conductivity	us/cm	1409	NA*	1409	1413	1409	1409
pH	S.U.	4.00	NA*	4.01	4.01	4.02	4.01
pH	S.U.	7.00	NA*	6.98	6.99	6.98	6.99
pH	S.U.	10.00	NA*	9.95	9.95	9.91	9.97
ORP	mV	220.0	NA*	220.0	220.0	220.0	223.3

Parameter	Units	Standard	Geotech (Mark Chest)	Geotech (Jessica Ware)	Geotech (Khalil Carson)	Geotech (Jake Swanson)	Geotech (David Prouty)
Turbidity	NTU	20.0	NA*	19.5	18.9	0.02	--
Turbidity	NTU	100	NA*	99.9	99.1	20.0	--
Turbidity	NTU	800	NA*	796	792	100	--
Turbidity	NTU	<0.10	NA*	0.02	0.02	801	--

Notes:

DO - Dissolved Oxygen; us/cm - microsiemens/centimeter; ORP - oxidation-reduction potential; mV - millivolts; NTU - Nephelometric Turbidity Units; NC - Not calibrated

Quick Cal solution standard is dependant on temperature and will fluctuate

NA = Not Applicable

-- Calibration not performed

* Half day

August 2022 Daily Calibration Log

Project Plant Yates

Field Staff: Mark Chest/ Jessica Ware/ Khalil Carson/ Jake Swanson/ David Prouty

Instrument Calibration

Date: 09/01/2022 Initial

Parameter	Units	Standard	SmarTROLL SN 925534 (Mark Chest)	SmarTROLL SN 509263 (Jessica Ware)	SmarTROLL SN 509271 (Khalil Carson)	SmarTROLL SN 925153 (Jake Swanson)	SmarTROLL SN 518546 (David Prouty)
DO	% saturation	100	100	100	100	100	100
Conductivity	us/cm	1413	1413	1409	1413	1409	1409
pH	S.U.	4.00	4.00	4.00	4.01	4.00	4.00
pH	S.U.	7.00	7.00	7.00	6.99	7.02	7.02
pH	S.U.	10.00	10.00	10.00	9.95	10.05	10.05
ORP	mV	220.0	220.0	220.0	220.0	220.0	233.9

Parameter	Units	Standard	Geotech (Mark Chest)	Geotech (Jessica Ware)	Geotech (Khalil Carson)	Geotech (Jake Swanson)	Geotech (David Prouty)
Turbidity	NTU	20.0	20.4	20.3	20.7	0.02	19.8
Turbidity	NTU	100	101	100	101	20.0	103
Turbidity	NTU	800	803	801	803	100	802
Turbidity	NTU	<0.10	0.02	0.02	0.09	801	0.02

Date: 09/01/2022 Time: Midday

Parameter	Units	Standard	SmarTROLL SN 925534 (Mark Chest)	SmarTROLL SN 509263 (Jessica Ware)	SmarTROLL SN 509271 (Khalil Carson)	SmarTROLL SN 925153 (Jake Swanson)	SmarTROLL SN 518546 (David Prouty)
DO	% saturation	100	NA*	100	100	100	NA*
Conductivity	us/cm	1409	NA*	1409	1413	1409	NA*
pH	S.U.	4.00	NA*	4.01	4.01	4.01	NA*
pH	S.U.	7.00	NA*	6.99	6.99	6.99	NA*
pH	S.U.	10.00	NA*	10.00	9.95	9.95	NA*
ORP	mV	220.0	NA*	220.0	220.0	220.0	NA*

Parameter	Units	Standard	Geotech (Mark Chest)	Geotech (Jessica Ware)	Geotech (Khalil Carson)	Geotech (Jake Swanson)	Geotech (David Prouty)
Turbidity	NTU	20.0	NA*	20.3	19.8	0.02	NA*
Turbidity	NTU	100	NA*	101	97.3	20.0	NA*
Turbidity	NTU	800	NA*	806	797	100	NA*
Turbidity	NTU	<0.10	NA*	0.02	0.02	801	NA*

Notes:

DO - Dissolved Oxygen; us/cm - microsiemens/centimeter; ORP - oxidation-reduction potential; mV - millivolts; NTU - Nephelometric Turbidity Units; NC - Not calibrated

Quick Cal solution standard is dependant on temperature and will fluctuate

NA = Not Applicable

-- Calibration not performed

* Half day

Groundwater Gauging Log

Client:	Georgia Power
Project Location:	AMA R6 CCR Landfill
Date:	8/29/2022
Sampler:	Mark Chest
Equipment:	water probe

Well	Date	Time	Depth to Water (ft)	Well Depth (ft)	Comments
YGWC-36A	8/29/2022	11:13:00	11.56	51.20	--
YGWC-38	8/29/2022	13:07:00	30.00	50.59	--
PZ-37	8/29/2022	13:56:00	11.70	49.78	--
PZ-52D	8/29/2022	14:13:00	6.11	92.00	--

Groundwater Gauging Log

Client:	Georgia Power
Project Location:	AMA R6 CCR Landfill
Date:	8/29/2022
Sampler:	Jessica Ware
Equipment:	water probe

Well	Date	Time	Depth to Water (ft)	Well Depth (ft)	Comments
YAMW-3	8/29/2022	12:34:00	37.03	91.44	--
YGWC-42	8/29/2022	12:36:00	29.14	59.76	--
YAMW-4	8/29/2022	12:40:00	32.33	96.55	--
YGWC-41	8/29/2022	12:42:00	28.64	67.32	--
YAMW-2	8/29/2022	12:46:00	23.89	46.48	--
YGWA-40	8/29/2022	12:52:00	23.64	48.23	--
YAMW-5	8/29/2022	13:07:00	14.75	90.34	--
YGWA-39	8/29/2022	13:12:00	17.72	68.59	--
PZ-53D	8/29/2022	13:22:00	5.44	160.00	--

Groundwater Gauging Log

Client:	Georgia Power
Project Location:	AMA R6 CCR Landfill
Date:	8/29/2022
Sampler:	Jake Swanson
Equipment:	water probe

Well	Date	Time	Depth to Water (ft)	Well Depth (ft)	Comments
YGWC-43	8/29/2022	13:22:00	23.90	79.66	--
PZ-51	8/29/2022	13:58:00	9.42	36.00	--

Groundwater Gauging Log

Client:	Georgia Power
Project Location:	AMA AP-3, A, B and B'
Date:	8/29/2022
Sampler:	Jessica Ware
Equipment:	water probe

Well	Date	Time	Depth to Water (ft)	Well Depth (ft)	Comments
YGWA-21I	8/29/2022	09:48:00	31.73	79.90	--
YGWA-20S	8/29/2022	09:51:00	11.64	29.52	--
YGWA-4I	8/29/2022	09:55:00	24.06	48.81	--
PZ-04S	8/29/2022	10:08:00	25.54	33.33	--
YGWA-5D	8/29/2022	10:11:00	21.87	129.13	--
YGWA-5I	8/29/2022	10:22:00	20.63	58.94	--
PZ-05S	8/29/2022	10:23:00	20.64	41.94	--
YGWA-6I	8/29/2022	10:25:00	20.76	69.03	--
YGWA-6S	8/29/2022	10:40:00	20.52	39.87	--
PZ-06D	8/29/2022	10:41:00	23.14	134.02	--
YGWC-49	8/29/2022	11:52:00	32.65	78.53	--
PZ-48	8/29/2022	11:59:00	21.81	58.73	--
YGWA-17S	8/29/2022	12:06:00	13.45	39.85	--
YGWA-18I	8/29/2022	12:14:00	25.58	79.97	--
YGWA-18S	8/29/2022	12:17:00	21.58	39.97	--
PZ-37D	8/29/2022	13:24:00	3.82	202.44	--

Groundwater Gauging Log

Client:	Georgia Power
Project Location:	AMA AP-3, A, B and B'
Date:	8/29/2022
Sampler:	Mark Chest
Equipment:	water probe

Well	Date	Time	Depth to Water (ft)	Well Depth (ft)	Comments
YAMW-1	8/29/2022	11:51:00	12.06	69.93	--
PZ-35	8/29/2022	12:05:00	12.30	50.01	--
YGWC-23S	8/29/2022	12:46:00	16.79	38.91	--

Groundwater Sampling Form

Updated : 8/31/2022 7:12:52 PM -04:00

Project Number	30052922	**Well ID**	YGWC-49			**Date**	08/31/2022
Project Location	AMA AP-3, A, B and B'		**Weather(°F)**	86.9 degrees F and Clear. The wind is blowing N/NW at 6.9 mph.			
Measuring Pt. Description	Top of Inner Casing	**Screen Setting (ft-bmp)**	68.03	**Casing Diameter (in)**	2	**Well Casing Material**	PVC
Static Water Level (ft-bmp)	32.64	**Total Depth (ft-bmp)**	78.53	**Water Column(ft)**	45.89	**Gallons in Well**	7.46
MP Elevation	782.73	**Pump Intake (ft-bmp)**	73	**Purge Method**	Low-Flow	**Sample Method**	Low-Flow
Sample Time	17:00	**Well Volumes Purged**	0.16	**Sample ID**	YGWC-49	**Sampled by**	Jake Swanson
Purge Start	16:24	**Gallons Purged**	1.19	**Replicate/ Code No.**	Ama-EB-1 and ama-FB-1	**Color**	Clear
Purge End	16:54						

Time	Total Elapsed Minutes	Rate (mL/min)	Depth to Water (ft)	pH (standard units)	Specific Conductivity (µS/cm)	Turbidity (NTU)	Dissolved Oxygen (mg/L)	Temperature °C	Redox (mV)
16:24:00	00:00	150	32.64	6.56	579.13	1.07	4.31	41.4	41.95
16:29:00	05:00	150	32.78	6.02	371.10	1.32	5.95	38.8	109.02
16:34:00	10:00	150	32.83	5.53	302.04	0.88	6.29	37.4	148.16
16:39:00	15:00	150	32.94	5.18	177.22	0.96	1.95	26.7	108.46
16:44:00	20:00	150	33.13	5.24	175.76	0.75	2.43	23.7	157.55
16:49:00	25:00	150	33.15	5.26	173.22	0.41	2.41	23.2	181.51
16:54:00	30:00	150	33.17	5.34	173.28	0.12	2.39	22.9	189.20

Constituent Sampled	Container	Number	Preservative
RAD Chem	1L Plastic	2	HNO3
Metals	250 mL Plastic	1	HNO3
Chloride,F, SO4	250 mL Plastic	1	None
TDS	500 mL Plastic	1	None

Comments: None

Well Casing Volume Conversion

Well diameter (inches) = gallons per foot

1 = 0.04 1.5 = 0.09 2.5 = 0.26 3.5 = 0.50 6 = 1.47
1.25 = 0.06 2 = 0.16 3 = 0.37 4 = 0.65

Well Information

Well Location:

Condition of Well:

Well Completion: NA

Well Locked at Arrival:

Well Locked at Departure:

Key Number To Well: NA

Groundwater Sampling Form

Updated : 9/1/2022 10:46:53 AM -04:00

Project Number	30143608	**Well ID**	YAMW-1			**Date**	08/31/2022
Project Location	AMA AP-3, A, B and B'		**Weather(°F)**	86.0 degrees F and Clear. The wind is blowing N/NW at 8.1 mph.			
Measuring Pt. Description	Top of Inner Casing	**Screen Setting (ft-bmp)**	59.6	**Casing Diameter (in)**	2	**Well Casing Material**	PVC
Static Water Level (ft-bmp)	12	**Total Depth (ft-bmp)**	69.93	**Water Column(ft)**	57.93	**Gallons in Well**	9.41
MP Elevation	743.83	**Pump Intake (ft-bmp)**	65	**Purge Method**	Low-Flow	**Sample Method**	Grab
Sample Time	17:50	**Well Volumes Purged**	0.07	**Sample ID**	YAMW-1	**Sampled by**	David Prouty
Purge Start	17:22	**Gallons Purged**	0.66	**Replicate/ Code No.**	AMA-DUP-1	**Color**	Clear
Purge End	18:45						

Time	Total Elapsed Minutes	Rate (mL/min)	Depth to Water (ft)	pH (standard units)	Specific Conductivity (µS/cm)	Turbidity (NTU)	Dissolved Oxygen (mg/L)	Temperature °C	Redox (mV)
17:22:00	00:00	100	12.75	6.09	319.92	0.96	1.60	25.2	177.94
17:27:00	05:00	100	12.78	5.56	464.45	7.34	1.75	25.1	208.77
17:32:00	10:00	100	12.78	5.53	490.71	4.94	1.58	24.7	227.69
17:37:00	15:00	100	12.78	5.55	488.31	2.18	1.57	24.4	236.93
17:42:00	20:00	100	12.78	5.58	485.31	2.18	1.52	24.4	241.47
17:47:00	25:00	100	12.78	5.64	471.10		1.41	24.0	242.78

Constituent Sampled	Container	Number	Preservative
RAD Chem	1L Plastic	2	HNO3
Metals	250 mL Plastic	1	HNO3
TDS	500 mL Plastic	1	None
Anions	250 mL Plastic	1	None

Comments: Disturbed transducer by lifting half a foot around 1715 until sampling completed 1830

Well Casing Volume Conversion

Well diameter (inches) = gallons per foot 1 = 0.04 1.5 = 0.09 2.5 = 0.26 3.5 = 0.50 6 = 1.47
1.25 = 0.06 2 = 0.16 3 = 0.37 4 = 0.65

Well Information

Well Location:

Well Locked at Arrival:

Condition of Well:

Well Locked at Departure:

Well Completion: NA

Key Number To Well: NA

Groundwater Sampling Form

Updated : 9/1/2022 1:41:17 PM -04:00

Project Number	30143608	**Well ID**	PZ-51			**Date**	09/01/2022
Project Location	AMA R6 CCR Landfill		**Weather(°F)**	78.8 degrees F and Clear. The wind is blowing NE at 3.4 mph.			
Measuring Pt. Description	Top of Inner Casing	**Screen Setting (ft-bmp)**	26.3	**Casing Diameter (in)**	2	**Well Casing Material**	PVC
Static Water Level (ft-bmp)	9.85	**Total Depth (ft-bmp)**	36	**Water Column(ft)**	26.15	**Gallons in Well**	4.25
MP Elevation	744.3	**Pump Intake (ft-bmp)**	33	**Purge Method**	Low-Flow	**Sample Method**	Grab
Sample Time	10:45	**Well Volumes Purged**	0.12	**Sample ID**	PZ-51	**Sampled by**	David Prouty
Purge Start	10:19	**Gallons Purged**	0.53	**Replicate/ Code No.**		**Color**	Clear
Purge End	11:12						

Time	Total Elapsed Minutes	Rate (mL/min)	Depth to Water (ft)	pH (standard units)	Specific Conductivity (µS/cm)	Turbidity (NTU)	Dissolved Oxygen (mg/L)	Temperature °C	Redox (mV)
10:19:00	00:00	100	9.85	4.69	662.04	1.63	3.10	19.3	237.43
10:24:00	05:00	100	9.92	4.70	667.65	0.21	3.00	19.1	249.52
10:29:00	10:00	100	9.92	4.71	671.24	0.21	2.86	19.2	245.39
10:34:00	15:00	100	9.92	4.72	670.45	0.13	2.80	19.1	238.13
10:39:00	20:00	100	9.92	4.74	674.18	0.09	2.80	19.0	245.37

Constituent Sampled	Container	Number	Preservative
Metals	250 mL Plastic	1	HNO3
RAD Chem	1L Plastic	2	HNO3
TDS	500 mL Plastic	1	None
Anions	250 mL Plastic	1	None

Comments: Overgrown

Well Casing Volume Conversion

Well diameter (inches) = gallons per foot 1 = 0.04 1.5 = 0.09 2.5 = 0.26 3.5 = 0.50 6 = 1.47
1.25 = 0.06 2 = 0.16 3 = 0.37 4 = 0.65

Well Information

Well Location: _____ Well Locked at Arrival: _____

Condition of Well: _____ Well Locked at Departure: _____

Well Completion: NA Key Number To Well: NA

Groundwater Sampling Form

Updated : 9/1/2022 4:40:08 PM -04:00

Project Number	30053438	**Well ID**	PZ-37D			**Date**	09/01/2022
Project Location	AMA AP-3, A, B and B'		**Weather(°F)**	81 °F, Sunny, winds at mph.			
Measuring Pt. Description	Top of Inner Casing	**Screen Setting (ft-bmp)**	192.44	**Casing Diameter (in)**	2	**Well Casing Material**	PVC
Static Water Level (ft-bmp)	3.79	**Total Depth (ft-bmp)**	202.44	**Water Column(ft)**	198.65	**Gallons in Well**	32.28
MP Elevation	761.12	**Pump Intake (ft-bmp)**	197	**Purge Method**	Low-Flow	**Sample Method**	Low-Flow
Sample Time	11:22	**Well Volumes Purged**	0.05	**Sample ID**	PZ-37D	**Sampled by**	Jessica Ware
Purge Start	10:38	**Gallons Purged**	1.49	**Replicate/ Code No.**		**Color**	Clear
Purge End	12:16						

Time	Total Elapsed Minutes	Rate (mL/min)	Depth to Water (ft)	pH (standard units)	Specific Conductivity (µS/cm)	Turbidity (NTU)	Dissolved Oxygen (mg/L)	Temperature °C	Redox (mV)
10:38:00	00:00	200	3.79	7.43	565.05	0.02	1.54	22.8	-205.82
10:43:00	05:00	200	5	7.53	656.43	0.02	0.99	23.6	-226.41
10:48:00	10:00	150	5.35	7.70	853.83	0.02	0.75	24.9	-234.03
10:53:00	15:00	125	5.67	7.90	1175.04	0.02	0.49	26.0	-242.85
10:58:00	20:00	125	5.92	7.99	1341.19	0.21	0.35	26.6	-245.07
11:03:00	25:00	125	6.15	8.03	1429.62	0.06	0.29	27.2	-244.22
11:08:00	30:00	100	6.24	8.05	1489.91	0.91	0.29	27.7	-240.99
11:13:00	35:00	100	6.33	8.06	1527.76	1.63	0.29	28.3	-237.33
11:18:00	40:00	100	6.37	8.06	1550.08	2.16	0.33	29.0	-229.80

Constituent Sampled	Container	Number	Preservative
RAD Chem	1L Plastic	2	HNO3
Metals	250 mL Plastic	1	HNO3
Cl, F, SO4	250 mL Plastic	1	None
TDS	500 mL Plastic	1	None

Comments: Sampled

Well Casing Volume Conversion

Well diameter (inches) = gallons per foot 1 = 0.04 1.5 = 0.09 2.5 = 0.26 3.5 = 0.50 6 = 1.47
1.25 = 0.06 2 = 0.16 3 = 0.37 4 = 0.65

Well Information

Well Location: _____ Well Locked at Arrival: _____

Condition of Well: _____ Well Locked at Departure: _____

Well Completion: NA Key Number To Well: NA

Groundwater Sampling Form

Updated : 9/1/2022 4:40:09 PM -04:00

Project Number	30053438	**Well ID**	PZ-37			**Date**	09/01/2022
Project Location	AMA R6 CCR Landfill		**Weather(°F)**	81 °F, Sunny, winds at mph.			
Measuring Pt. Description	Top of Inner Casing	**Screen Setting (ft-bmp)**	39.28	**Casing Diameter (in)**	2	**Well Casing Material**	PVC
Static Water Level (ft-bmp)	11.72	**Total Depth (ft-bmp)**	49.78	**Water Column(ft)**	38.06	**Gallons in Well**	6.18
MP Elevation	760.78	**Pump Intake (ft-bmp)**	45	**Purge Method**	Low-Flow	**Sample Method**	Low-Flow
Sample Time	13:00	**Well Volumes Purged**	0.19	**Sample ID**	PZ-37	**Sampled by**	Jessica Ware
Purge Start	12:33	**Gallons Purged**	1.19	**Replicate/ Code No.**	AMA-DUP-3	**Color**	Clear
Purge End	14:02						

Time	Total Elapsed Minutes	Rate (mL/min)	Depth to Water (ft)	pH (standard units)	Specific Conductivity (µS/cm)	Turbidity (NTU)	Dissolved Oxygen (mg/L)	Temperature °C	Redox (mV)
12:33:00	00:00	150	11.72	6.60	1077.16	0.14	5.19	28.5	147.70
12:38:00	05:00	150	11.85	6.12	1008.76	0.04	3.90	24.6	174.94
12:43:00	10:00	200	11.89	5.47	1014.90	0.02	3.12	22.5	184.99
12:48:00	15:00	200	11.9	5.07	1023.23	0.02	2.74	22.1	196.57
12:53:00	20:00	200	11.87	5.00	1024.43	0.02	2.70	22.0	198.62
12:58:00	25:00	200	11.89	4.98	1023.99	0.02	2.68	22.2	200.53

Constituent Sampled	Container	Number	Preservative
RAD Chem	1L Plastic	2	HNO3
Metals	250 mL Plastic	1	HNO3
TDS	500 mL Plastic	1	None
Cl, F, SO4	250 mL Plastic	1	None

Comments: Sampled

Well Casing Volume Conversion

Well diameter (inches) = gallons per foot 1 = 0.04 1.5 = 0.09 2.5 = 0.26 3.5 = 0.50 6 = 1.47
1.25 = 0.06 2 = 0.16 3 = 0.37 4 = 0.65

Well Information

Well Location:

Well Locked at Arrival:

Condition of Well:

Well Locked at Departure:

Well Completion: NA

Key Number To Well: NA

Groundwater Sampling Form

Updated : 9/1/2022 4:40:10 PM -04:00

Project Number	30053438	**Well ID**	PZ-52D			**Date**	09/01/2022
Project Location	AMA R6 CCR Landfill		**Weather(°F)**	81 °F, Sunny, winds at mph.			
Measuring Pt. Description	Top of Inner Casing	**Screen Setting (ft-bmp)**	82	**Casing Diameter (in)**	2	**Well Casing Material**	PVC
Static Water Level (ft-bmp)	6.05	**Total Depth (ft-bmp)**	92	**Water Column(ft)**	85.95	**Gallons in Well**	13.97
MP Elevation	762.79	**Pump Intake (ft-bmp)**	86	**Purge Method**	Low-Flow	**Sample Method**	Low-Flow
Sample Time	14:47	**Well Volumes Purged**	0.09	**Sample ID**	PZ-52D	**Sampled by**	Jessica Ware
Purge Start	14:18	**Gallons Purged**	1.24	**Replicate/ Code No.**		**Color**	Clear
Purge End	15:24						

Time	Total Elapsed Minutes	Rate (mL/min)	Depth to Water (ft)	pH (standard units)	Specific Conductivity (µS/cm)	Turbidity (NTU)	Dissolved Oxygen (mg/L)	Temperature °C	Redox (mV)
14:18:00	00:00	200	6.05	6.76	586.76	1.26	2.65	27.5	-63.39
14:23:00	05:00	200	6.06	6.22	697.21	3.53	0.99	23.4	-116.66
14:28:00	10:00	200	6.68	6.24	693.26	3.40	0.80	23.4	-128.41
14:33:00	15:00	200	7.16	6.26	692.72	3.33	0.75	24.5	-131.45
14:38:00	20:00	150	7.24	6.23	698.84	3.31	0.79	27.0	-127.60
14:43:00	24:41	150	7.27	6.20	699.48	2.41	0.79	28.2	-123.81

Constituent Sampled	Container	Number	Preservative
RAD Chem	1L Plastic	2	HNO3
Metals	250 mL Plastic	1	HNO3
TDS	500 mL Plastic	1	None
Cl, F, SO4	250 mL Plastic	1	None

Comments: Sampled

Well Casing Volume Conversion

Well diameter (inches) = gallons per foot 1 = 0.04 1.5 = 0.09 2.5 = 0.26 3.5 = 0.50 6 = 1.47
1.25 = 0.06 2 = 0.16 3 = 0.37 4 = 0.65

Well Information

Well Location:

Condition of Well:

Well Completion: NA

Well Locked at Arrival:

Well Locked at Departure:

Key Number To Well: NA

Groundwater Sampling Form

Updated : 9/1/2022 5:05:27 PM -04:00

Project Number	30052922	**Well ID**	YGWC-42			**Date**	09/01/2022
Project Location	AMA R6 CCR Landfill		**Weather(°F)**	It is Clear. The wind is blowing NE at 4.7 mph. 80			
Measuring Pt. Description	Top of Inner Casing	**Screen Setting (ft-bmp)**	49.36	**Casing Diameter (in)**	2	**Well Casing Material**	PVC
Static Water Level (ft-bmp)	29.14	**Total Depth (ft-bmp)**	59.76	**Water Column(ft)**	30.62	**Gallons in Well**	4.98
MP Elevation	797.86	**Pump Intake (ft-bmp)**	55	**Purge Method**	Low-Flow	**Sample Method**	Low-Flow
Sample Time	15:25	**Well Volumes Purged**	0.20	**Sample ID**	YGWC-42	**Sampled by**	Jake Swanson
Purge Start	14:52	**Gallons Purged**	1.00	**Replicate/ Code No.**		**Color**	Clear
Purge End	15:17						

Time	Total Elapsed Minutes	Rate (mL/min)	Depth to Water (ft)	pH (standard units)	Specific Conductivity (µS/cm)	Turbidity (NTU)	Dissolved Oxygen (mg/L)	Temperature °C	Redox (mV)
14:52:00	00:00	150	29.14	5.43	891.95	3.18	0.89	23.4	131.10
14:57:00	05:00	150	30.64	5.47	876.11	3.06	0.59	23.2	161.17
15:02:00	10:00	150	30.78	5.48	879.77	2.73	0.63	23.0	173.07
15:07:00	15:00	150	30.97	5.49	878.30	3.04	0.62	23.1	177.10
15:12:00	20:00	150	31.12	5.49	872.26	2.99	0.54	23.0	173.62
15:16:00	24:20	150	31.12	5.49	869.48	2.45	0.49	22.9	210.17
15:17:00	25:11	150	31.16	5.49	865.31	1.50	0.50	22.9	203.37

Constituent Sampled	Container	Number	Preservative
RAD Chem	1L Plastic	2	HNO3
Metals	250 mL Plastic	1	HNO3
Chloride,F, SO4	250 mL Plastic	1	None
TDS	500 mL Plastic	1	None

Comments: None

Well Casing Volume Conversion

Well diameter (inches) = gallons per foot

1 = 0.04 1.5 = 0.09 2.5 = 0.26 3.5 = 0.50 6 = 1.47
1.25 = 0.06 2 = 0.16 3 = 0.37 4 = 0.65

Well Information

Well Location:

Condition of Well:

Well Completion: NA

Well Locked at Arrival:

Well Locked at Departure:

Key Number To Well: NA

Groundwater Sampling Form

Updated : 9/1/2022 5:54:27 PM -04:00

Project Number	30053438	**Well ID**	YGWC-23S			**Date**	09/01/2022
Project Location	AMA AP-3, A, B and B'		**Weather(°F)**	81 °F, Sunny, winds at mph.			
Measuring Pt. Description	Top of Inner Casing	**Screen Setting (ft-bmp)**	28.61	**Casing Diameter (in)**	2	**Well Casing Material**	PVC
Static Water Level (ft-bmp)	16.85	**Total Depth (ft-bmp)**	38.91	**Water Column(ft)**	22.06	**Gallons in Well**	3.58
MP Elevation	764.91	**Pump Intake (ft-bmp)**	34	**Purge Method**	Low-Flow	**Sample Method**	Low-Flow
Sample Time	17:12	**Well Volumes Purged**	0.36	**Sample ID**	YGWC-23S	**Sampled by**	Jessica Ware
Purge Start	16:27	**Gallons Purged**	1.28	**Replicate/ Code No.**		**Color**	Clear
Purge End	17:48						

Time	Total Elapsed Minutes	Rate (mL/min)	Depth to Water (ft)	pH (standard units)	Specific Conductivity (µS/cm)	Turbidity (NTU)	Dissolved Oxygen (mg/L)	Temperature °C	Redox (mV)
16:27:00	00:00	175	16.85	5.35	244.35	6.32	7.91	23.5	131.75
16:32:00	05:00	175	17.14	5.11	243.79	7.53	7.51	23.8	162.86
16:37:00	10:00	100	17	5.10	246.17	7.27	7.37	25.7	160.66
16:41:00	13:47	100	16.96	5.11	248.18	6.16	7.22	27.1	160.00
16:46:00	18:47	100	17	5.19	247.37	4.28	7.11	28.0	158.85
16:51:00	23:47	100	17.01	5.30	240.63	3.74	7.11	26.9	156.41
16:56:00	28:47	100	17.04	5.28	239.45	3.93	7.11	26.0	162.55
16:58:00	30:48	100	17.04	5.27	239.05	4.02	7.09	26.0	162.49
17:03:00	35:48	100	17.05	5.27	239.51	4.67	7.15	25.7	166.58
17:08:00	40:48	100	17.03	5.27	240.43	3.17	7.16	25.4	168.89

Constituent Sampled	Container	Number	Preservative
RAD Chem	1L Plastic	2	HNO3
Metals	250 mL Plastic	1	HNO3
TDS	500 mL Plastic	1	None
Cl, F, SO4	250 mL Amber	1	None

Comments: Sampled

Well Casing Volume Conversion

Well diameter (inches) = gallons per foot 1 = 0.04 1.5 = 0.09 2.5 = 0.26 3.5 = 0.50 6 = 1.47
1.25 = 0.06 2 = 0.16 3 = 0.37 4 = 0.65

Well Information

Well Location:

Well Locked at Arrival:

Condition of Well:

Well Locked at Departure:

Well Completion: NA

Key Number To Well: NA

Groundwater Sampling Form

Updated : 9/2/2022 4:41:37 AM -04:00

Project Number	30143608	**Well ID**	YGWC-43			**Date**	09/01/2022
Project Location	AMA R6 CCR Landfill		**Weather(°F)**	83.5 degrees F and Clear. The wind is blowing S at 3.4 mph.			
Measuring Pt. Description	Top of Inner Casing	**Screen Setting (ft-bmp)**	69.16	**Casing Diameter (in)**	2	**Well Casing Material**	PVC
Static Water Level (ft-bmp)	41.82	**Total Depth (ft-bmp)**	79.66	**Water Column(ft)**	37.84	**Gallons in Well**	6.15
MP Elevation	744.96	**Pump Intake (ft-bmp)**	75	**Purge Method**	Low-Flow	**Sample Method**	Grab
Sample Time	12:20	**Well Volumes Purged**	0.06	**Sample ID**	YGWC-43	**Sampled by**	David Prouty
Purge Start	12:02	**Gallons Purged**	0.36	**Replicate/ Code No.**		**Color**	Clear
Purge End	12:58						

Time	Total Elapsed Minutes	Rate (mL/min)	Depth to Water (ft)	pH (standard units)	Specific Conductivity (µS/cm)	Turbidity (NTU)	Dissolved Oxygen (mg/L)	Temperature °C	Redox (mV)
12:02:00	00:00	100	41.9	5.65	357.64	0.83	1.36	23.1	-23.84
12:07:00	05:00	100	41.93	5.59	384.02	1.37	0.60	22.3	-7.31
12:12:00	10:00	100	41.95	5.58	388.94	0.29	0.48	22.1	9.33
12:15:00	13:44	100	41.95	5.62	390.83	0.09	0.43	22.3	62.62

Constituent Sampled	Container	Number	Preservative
Metals	250 mL Plastic	1	HNO3
RAD Chem	1L Plastic	2	HNO3
TDS	500 mL Plastic	1	None
Anions	250 mL Plastic	1	None

Comments: Overgrown

Well Casing Volume Conversion

Well diameter (inches) = gallons per foot

1 = 0.04 1.5 = 0.09 2.5 = 0.26 3.5 = 0.50 6 = 1.47
1.25 = 0.06 2 = 0.16 3 = 0.37 4 = 0.65

Well Information

Well Location: _____

Condition of Well: _____

Well Completion: NA

Well Locked at Arrival: _____

Well Locked at Departure: _____

Key Number To Well: NA

Groundwater Sampling Form

Updated : 9/2/2022 9:33:02 AM -04:00

Project Number	30052922	**Well ID**	YGWC-36A			**Date**	09/01/2022
Project Location	AMA R6 CCR Landfill		**Weather(°F)**	It is Clear. The wind is blowing NE at 4.7 mph. 86			
Measuring Pt. Description	Top of Inner Casing	**Screen Setting (ft-bmp)**	689.7	**Casing Diameter (in)**	2	**Well Casing Material**	PVC
Static Water Level (ft-bmp)	11.26	**Total Depth (ft-bmp)**	51.2	**Water Column(ft)**	39.94	**Gallons in Well**	6.49
MP Elevation	739.61	**Pump Intake (ft-bmp)**	46	**Purge Method**	Low-Flow	**Sample Method**	Low-Flow
Sample Time	17:00	**Well Volumes Purged**	0.17	**Sample ID**	YGWC-36A	**Sampled by**	Jake Swanson
Purge Start	16:22	**Gallons Purged**	1.08	**Replicate/ Code No.**	AMA-FB-2 and AMA-EB-2	**Color**	Clear
Purge End	16:50						

Time	Total Elapsed Minutes	Rate (mL/min)	Depth to Water (ft)	pH (standard units)	Specific Conductivity (µS/cm)	Turbidity (NTU)	Dissolved Oxygen (mg/L)	Temperature °C	Redox (mV)
16:22:00	00:00	150	11.24	5.75	119.15	16.20	1.92	29.6	152.50
16:27:00	05:00	150	11.42	5.10	107.67	16.00	3.34	23.9	207.40
16:32:00	10:00	150	11.45	5.21	106.75	10.90	3.89	23.5	206.94
16:39:00	17:11	150	11.48	5.17	110.09	4.65	4.03	23.1	275.98
16:44:00	22:11	150	11.49	5.17	111.76	2.88	4.03	23.1	255.70
16:49:00	27:11	150	11.51	5.18	112.18	1.68	4.04	22.9	250.32

Constituent Sampled	Container	Number	Preservative
RAD Chem	1L Plastic	2	HNO3
Metals	250 mL Plastic	1	HNO3
Chloride,F, SO4	250 mL Plastic	1	None
TDS	500 mL Plastic	1	None

Comments: None

Well Casing Volume Conversion

Well diameter (inches) = gallons per foot 1 = 0.04 1.5 = 0.09 2.5 = 0.26 3.5 = 0.50 6 = 1.47
1.25 = 0.06 2 = 0.16 3 = 0.37 4 = 0.65

Well Information

Well Location:

Condition of Well:

Well Completion: NA

Well Locked at Arrival:

Well Locked at Departure:

Key Number To Well: NA

Groundwater Sampling Form

Updated : 9/2/2022 9:33:19 AM -04:00

Project Number	30052922	**Well ID**	YAMW-3			**Date**	09/01/2022
Project Location	AMA R6 CCR Landfill		**Weather(°F)**	It is Clear. The wind is blowing NE at 4.7 mph. 62 F			
Measuring Pt. Description	Top of Inner Casing	**Screen Setting (ft-bmp)**	81.45	**Casing Diameter (in)**	2	**Well Casing Material**	PVC
Static Water Level (ft-bmp)	36.43	**Total Depth (ft-bmp)**	91.44	**Water Column(ft)**	55.01	**Gallons in Well**	8.94
MP Elevation	796.05	**Pump Intake (ft-bmp)**	86	**Purge Method**	Low-Flow	**Sample Method**	Low-Flow
Sample Time	13:05	**Well Volumes Purged**	0.38	**Sample ID**	YAMW-3	**Sampled by**	Jake Swanson
Purge Start	09:47	**Gallons Purged**	3.41	**Replicate/ Code No.**	Ama-EB-2 and ama-FB-2	**Color**	Clear
Purge End	12:59						

Time	Total Elapsed Minutes	Rate (mL/min)	Depth to Water (ft)	pH (standard units)	Specific Conductivity (µS/cm)	Turbidity (NTU)	Dissolved Oxygen (mg/L)	Temperature °C	Redox (mV)
09:47:00	00:00	150	36.43	5.72	781.14	3.66	1.13	22.9	32.90
09:52:00	05:00	150	37.99	5.58	851.44	6.21	0.71	22.7	75.92
09:57:00	10:00	150	38.44	5.61	830.16	5.68	0.50	22.8	37.25
10:02:00	15:00	150	39.12	5.65	797.08	7.88	0.41	22.9	-1.50
10:07:00	20:00	150	39.88	5.73	790.17	12.90	0.33	23.2	-38.87
10:12:00	25:00	50	40.37	5.84	829.20	13.50	0.28	23.2	-75.17
10:17:00	30:00	50	40.61	5.89	822.23	13.20	0.27	24.6	-129.66
10:22:00	35:00	50	40.82	5.88	800.98	13.70	0.26	25.2	-157.45
10:27:00	40:00	50	41.03	5.87	764.21	11.40	0.24	25.4	-163.69
10:32:00	45:00	50	41.23	5.85	758.41	13.20	0.23	25.5	-171.82
10:37:00	50:00	50	41.41	5.83	694.27	13.70	0.21	25.8	-169.67
10:42:00	55:00	50	41.52	5.87	763.88	12.00	0.20	25.8	-176.60
10:47:00	00:00	50	41.67	5.87	713.25	13.10	0.19	26.2	-181.52
10:52:00	05:00	50	41.82	5.87	665.91	13.60	0.19	26.4	-186.63
10:57:00	10:00	50	41.93	5.88	642.85	14.50	0.18	26.4	-186.87
11:02:00	15:00	50	41.98	5.89	750.43	13.80	0.18	26.1	-187.01
11:07:00	20:00	50	42.05	5.90	664.29	13.90	0.18	26.5	-191.33
11:12:00	25:00	50	42.14	5.92	635.52	13.80	0.18	26.6	-196.87
11:14:00	26:53	50	42.15	5.91	766.20	13.80	0.18	26.7	-199.38
11:19:00	31:53	50	42.16	5.91	749.18	13.80	0.18	27.0	-202.89
11:24:00	36:53	50	42.16	5.91	714.86	13.70	0.18	27.6	-203.38
11:29:00	41:53	50	42.17	5.90	679.44	13.80	0.18	27.6	-203.98
11:34:00	46:53	50	42.19	5.92	656.78	14.10	0.18	27.9	-206.64
11:39:00	51:53	50	42.23	5.93	633.02	14.60	0.18	28.1	-199.70
11:44:00	56:53	50	42.21	5.93	612.44	15.10	0.18	28.4	-197.75

Groundwater Sampling Form

11:49:00	01:53	50	42.18	5.93	595.90	15.90	0.20	28.6	-196.78
11:54:00	06:53	50	42.19	5.94	745.10	14.80	0.21	28.7	-195.74
11:59:00	11:53	50	42.18	5.92	730.19	12.40	0.19	28.6	-196.00
12:04:00	16:53	50	42.17	5.93	728.89	10.20	0.18	28.6	-197.55
12:09:00	21:53	50	42.19	5.93	725.69	10.10	0.23	28.6	-195.09
12:14:00	26:53	50	42.21	5.93	709.19	9.60	0.21	28.5	-197.36
12:19:00	31:53	50	42.22	5.93	705.84	9.82	0.17	27.7	-201.85
12:24:00	36:53	50	42.25	5.92	693.34	9.93	0.15	27.4	-202.51
12:29:00	41:53	50	42.29	5.92	678.95	9.84	0.14	26.9	-204.38
12:34:00	46:53	50	42.33	5.92	673.89	9.67	0.14	26.6	-207.00
12:39:00	51:53	50	42.39	5.92	601.06	9.79	0.13	26.5	-205.19
12:44:00	56:53	50	42.48	5.93	588.89	9.73	0.13	26.6	-205.03
12:49:00	01:53	50	42.57	5.94	719.37	9.66	0.14	26.8	-203.84
12:54:00	06:53	50	42.6	5.92	707.89	9.29	0.14	26.8	-202.50
12:59:00	11:53	50	42.66	5.93	704.74	9.78	0.13	26.7	-204.10

Constituent Sampled	Container	Number	Preservative
RAD Chem	1L Plastic	2	HNO3
Metals	250 mL Plastic	1	HNO3
Chloride,F, SO4	250 mL Plastic	1	None
TDS	500 mL Plastic	1	None

Comments: None

Well Casing Volume Conversion

Well diameter (inches) = gallons per foot 1 = 0.04 1.5 = 0.09 2.5 = 0.26 3.5 = 0.50 6 = 1.47
1.25 = 0.06 2 = 0.16 3 = 0.37 4 = 0.65

Well Information

Well Location:

Well Locked at Arrival:

Condition of Well:

Well Locked at Departure:

Well Completion: NA

Key Number To Well: NA

Groundwater Sampling Form

Updated : 9/2/2022 10:29:14 AM -04:00

Project Number	30053438	**Well ID**	YAMW-4			**Date**	09/01/2022
Project Location	AMA R6 CCR Landfill		**Weather(°F)**				
Measuring Pt. Description	Top of Inner Casing	**Screen Setting (ft-bmp)**	86.59	**Casing Diameter (in)**	2	**Well Casing Material**	PVC
Static Water Level (ft-bmp)	32.32	**Total Depth (ft-bmp)**	91.5	**Water Column(ft)**	59.18	**Gallons in Well**	9.62
MP Elevation	805.59	**Pump Intake (ft-bmp)**	96.5	**Purge Method**	Low-Flow	**Sample Method**	Low-Flow
Sample Time	11:25	**Well Volumes Purged**	0.30	**Sample ID**	YAMW-4	**Sampled by**	Mark Chest
Purge Start	10:24	**Gallons Purged**	2.88	**Replicate/ Code No.**		**Color**	Clear
Purge End	11:22						

Time	Total Elapsed Minutes	Rate (mL/min)	Depth to Water (ft)	pH (standard units)	Specific Conductivity (µS/cm)	Turbidity (NTU)	Dissolved Oxygen (mg/L)	Temperature °C	Redox (mV)
10:24:00	00:00	100	32.32	6.72	592.45		7.83	26.2	196.69
10:31:00	07:30	200	37	5.89	491.51	0.02	0.80	18.8	202.30
10:36:00	12:30	200	37.65	5.92	482.06	0.02	1.03	19.6	201.04
10:41:00	17:30	200	37.77	5.92	481.83	0.02	1.04	20.8	202.33
10:46:00	22:30	200	37.9	5.91	483.91	0.02	0.96	20.8	197.86
10:51:00	27:30	200	38.01	5.90	484.09	0.02	0.83	21.2	195.69
10:57:00	33:16	200	38.1	5.88	485.72	0.02	0.73	21.3	191.83
11:02:00	38:16	200	38.12	5.89	487.87	0.02	0.64	21.4	190.91
11:07:00	43:16	200	38.17	5.88	488.23	0.02	0.60	21.4	187.60
11:12:00	48:16	200	38.21	5.88	489.13	0.02	0.57	21.4	186.43
11:17:00	53:16	200	38.27	5.87	490.00	0.02	0.54	21.6	183.60
11:22:00	58:16	200	38.3	5.87	489.19	0.02	0.52	21.8	181.41

Constituent Sampled	Container	Number	Preservative
RAD Chem	1L Plastic	2	HNO3
TDS	500 mL Plastic	1	None
Metals	250 mL Plastic	1	HNO3
F, Cl, SO4	250 mL Plastic	1	None

Comments: None

Well Casing Volume Conversion

Well diameter (inches) = gallons per foot 1 = 0.04 1.5 = 0.09 2.5 = 0.26 3.5 = 0.50 6 = 1.47
1.25 = 0.06 2 = 0.16 3 = 0.37 4 = 0.65

Well Information

Well Location: _____ Well Locked at Arrival: _____

Condition of Well: _____ Well Locked at Departure: _____

Groundwater Sampling Form

Updated : 9/2/2022 10:29:14 AM -04:00

Project Number	30053438	**Well ID**	YGWC-41			**Date**	09/01/2022
Project Location	AMA R6 CCR Landfill		**Weather(°F)**	82.8 degrees F and Clear. The wind is blowing SE at 3.4 mph.			
Measuring Pt. Description	Top of Inner Casing	**Screen Setting (ft-bmp)**	56.82	**Casing Diameter (in)**	2	**Well Casing Material**	PVC
Static Water Level (ft-bmp)	29.5	**Total Depth (ft-bmp)**	67.32	**Water Column(ft)**	37.82	**Gallons in Well**	6.15
MP Elevation	803.92	**Pump Intake (ft-bmp)**	62	**Purge Method**	Low-Flow	**Sample Method**	Low-Flow
Sample Time	12:40	**Well Volumes Purged**	0.26	**Sample ID**	YGWC-41	**Sampled by**	Mark Chest
Purge Start	12:08	**Gallons Purged**	1.59	**Replicate/ Code No.**		**Color**	Clear
Purge End	12:38						

Time	Total Elapsed Minutes	Rate (mL/min)	Depth to Water (ft)	pH (standard units)	Specific Conductivity (µS/cm)	Turbidity (NTU)	Dissolved Oxygen (mg/L)	Temperature °C	Redox (mV)
12:08:00	00:00	200	29.5	5.01	302.80		4.92	21.5	193.91
12:13:00	05:00	200	30.6	4.96	277.78	0.26	5.60	18.7	212.74
12:18:00	10:00	200	30.56	4.90	279.43	0.02	6.67	18.9	223.90
12:23:00	15:00	200	30.61	4.65	285.76	0.60	7.61	18.3	243.12
12:28:00	20:00	200	30.7	4.50	289.30	0.78	8.50	18.4	258.09
12:33:00	25:00	200	30.65	4.46	290.53	1.00	8.54	18.8	265.54
12:38:00	30:00	200	30.65	4.43	298.14		8.15	18.9	270.35

Constituent Sampled	Container	Number	Preservative
RAD Chem	1L Plastic	2	HNO3
TDS	500 mL Plastic	1	None
Metals	250 mL Plastic	1	HNO3
F, Cl, SO4	500 mL Plastic	1	None

Comments: None

Well Casing Volume Conversion

Well diameter (inches) = gallons per foot
1 = 0.04 1.5 = 0.09 2.5 = 0.26 3.5 = 0.50 6 = 1.47
1.25 = 0.06 2 = 0.16 3 = 0.37 4 = 0.65

Well Information

Well Location:
Condition of Well:
Well Completion: NA
Well Locked at Arrival:
Well Locked at Departure:
Key Number To Well: NA

Groundwater Sampling Form

Updated : 9/2/2022 10:29:16 AM -04:00

Project Number	30053438	**Well ID**	YAMW-5			**Date**	09/01/2022
Project Location	AMA R6 CCR Landfill		**Weather(°F)**	86.5 degrees F and Clear. The wind is blowing SE at 5.8 mph.			
Measuring Pt. Description	Top of Inner Casing	**Screen Setting (ft-bmp)**	80.3	**Casing Diameter (in)**	2	**Well Casing Material**	PVC
Static Water Level (ft-bmp)	14.71	**Total Depth (ft-bmp)**	90.34	**Water Column(ft)**	75.63	**Gallons in Well**	12.29
MP Elevation	788.9	**Pump Intake (ft-bmp)**	85	**Purge Method**	Low-Flow	**Sample Method**	Low-Flow
Sample Time	13:45	**Well Volumes Purged**	0.12	**Sample ID**	YAMW-5	**Sampled by**	Mark Chest
Purge Start	13:17	**Gallons Purged**	1.42	**Replicate/ Code No.**		**Color**	Clear
Purge End	13:44						

Time	Total Elapsed Minutes	Rate (mL/min)	Depth to Water (ft)	pH (standard units)	Specific Conductivity (µS/cm)	Turbidity (NTU)	Dissolved Oxygen (mg/L)	Temperature °C	Redox (mV)
13:17:00	00:00	200	14.71	5.41	706.56		4.02	22.9	207.62
13:22:00	05:00	200	15.61	5.37	816.95	0.02	1.83	20.8	216.61
13:27:00	10:00	200	15.65	5.36	813.21	0.02	1.70	20.5	222.41
13:32:00	15:00	200	15.79	5.36	797.58	0.02	1.75	20.2	226.08
13:34:00	16:55	200	15.79	5.33	793.09	0.02	1.76	20.3	226.82
13:39:00	21:55	200	15.79	5.33	786.17	0.02	1.77	20.3	229.67
13:44:00	26:55	200	15.79	5.32	788.69	0.02	1.76	20.4	232.05

Constituent Sampled	Container	Number	Preservative
RAD Chem	500 mL Plastic	2	HNO3
TDS	500 mL Plastic	1	None
Metals,TDS	250 mL Plastic	1	HNO3
F, Cl, SO4	250 mL Plastic	1	Na thiosulfate (Na2S2O3)

Comments: None

Well Casing Volume Conversion

Well diameter (inches) = gallons per foot 1 = 0.04 1.5 = 0.09 2.5 = 0.26 3.5 = 0.50 6 = 1.47
1.25 = 0.06 2 = 0.16 3 = 0.37 4 = 0.65

Well Information

Well Location:

Condition of Well:

Well Completion: NA

Well Locked at Arrival:

Well Locked at Departure:

Key Number To Well: NA

Groundwater Sampling Form

Updated : 9/2/2022 10:29:16 AM -04:00

Project Number	30053438	**Well ID**	YGWC-38			**Date**	09/01/2022
Project Location	AMA R6 CCR Landfill		**Weather(°F)**	87.4 degrees F and Partly Cloudy. The wind is blowing undefined at 0.0 mph.			
Measuring Pt. Description	Top of Inner Casing	**Screen Setting (ft-bmp)**	39.59	**Casing Diameter (in)**	2	**Well Casing Material**	PVC
Static Water Level (ft-bmp)	30	**Total Depth (ft-bmp)**	50.59	**Water Column(ft)**	20.59	**Gallons in Well**	3.35
MP Elevation	799.69	**Pump Intake (ft-bmp)**	45	**Purge Method**	Low-Flow	**Sample Method**	Low-Flow
Sample Time	15:00	**Well Volumes Purged**	0.32	**Sample ID**	YGWC-38	**Sampled by**	Mark Chest
Purge Start	14:38	**Gallons Purged**	1.06	**Replicate/ Code No.**	AMA-DUP-2	**Color**	Clear
Purge End	14:58						

Time	Total Elapsed Minutes	Rate (mL/min)	Depth to Water (ft)	pH (standard units)	Specific Conductivity (µS/cm)	Turbidity (NTU)	Dissolved Oxygen (mg/L)	Temperature °C	Redox (mV)
14:38:00	00:00	200	30	5.19	683.54		6.03	23.2	208.73
14:43:00	05:00	200	31.83	4.97	640.31	2.08	3.53	19.0	224.29
14:48:00	10:00	200	31.85	4.96	642.25	0.72	3.52	21.1	232.40
14:53:00	15:00	200	31.9	4.95	642.04	0.19	3.51	18.9	236.34
14:58:00	20:00	200	31.96	4.91	640.59	0.02	3.64	19.0	239.85

Constituent Sampled	Container	Number	Preservative
RAD Chem	1L Plastic	2	HNO3
TDS	500 mL Plastic	1	None
Metals	250 mL Plastic	1	HNO3
F, Cl, SO4	250 mL Plastic	1	None

Comments: None

Well Casing Volume Conversion

Well diameter (inches) = gallons per foot 1 = 0.04 1.5 = 0.09 2.5 = 0.26 3.5 = 0.50 6 = 1.47
1.25 = 0.06 2 = 0.16 3 = 0.37 4 = 0.65

Well Information

Well Location: _____ Well Locked at Arrival: _____

Condition of Well: _____ Well Locked at Departure: _____

Well Completion: NA Key Number To Well: NA

Groundwater Sampling Form

Updated : 9/2/2022 1:49:43 PM -04:00

Project Number	30053438	**Well ID**	YAMW-2			**Date**	09/01/2022
Project Location	AMA R6 CCR Landfill		**Weather(°F)**	85 °F, Sunny, winds at mph.			
Measuring Pt. Description	Top of Inner Casing	**Screen Setting (ft-bmp)**	36.44	**Casing Diameter (in)**	2	**Well Casing Material**	PVC
Static Water Level (ft-bmp)	23.97	**Total Depth (ft-bmp)**	46.48	**Water Column(ft)**	22.51	**Gallons in Well**	3.66
MP Elevation	781.04	**Pump Intake (ft-bmp)**	39	**Purge Method**	Low-Flow	**Sample Method**	Low-Flow
Sample Time	09:08	**Well Volumes Purged**	0.29	**Sample ID**	YAMW-2	**Sampled by**	Jessica Ware
Purge Start	08:45	**Gallons Purged**	1.06	**Replicate/ Code No.**		**Color**	Clear
Purge End	09:24						

Time	Total Elapsed Minutes	Rate (mL/min)	Depth to Water (ft)	pH (standard units)	Specific Conductivity (µS/cm)	Turbidity (NTU)	Dissolved Oxygen (mg/L)	Temperature °C	Redox (mV)
08:45:00	00:00	200	23.91	7.22	61.37	0.54	8.50	20.8	162.65
08:50:00	05:00	200	24.07	5.12	60.71	1.89	4.01	17.8	205.64
08:55:00	10:00	200	24.07	5.03	60.59	2.36	3.78	17.7	208.88
09:00:00	15:00	200	24.09	4.97	60.38	1.98	3.77	17.6	214.42
09:05:00	20:00	200	24.07	4.98	60.49	1.06	3.68	17.6	211.14

Constituent Sampled	Container	Number	Preservative
Metals	250 mL Plastic	1	HNO3
RAD Chem	1L Plastic	2	HNO3
TDS	500 mL Plastic	1	None
Cl, F, SO4	250 mL Plastic	1	None

Comments: Sampled

Well Casing Volume Conversion

Well diameter (inches) = gallons per foot 1 = 0.04 1.5 = 0.09 2.5 = 0.26 3.5 = 0.50 6 = 1.47
1.25 = 0.06 2 = 0.16 3 = 0.37 4 = 0.65

Well Information

Well Location: _____ Well Locked at Arrival: _____

Condition of Well: _____ Well Locked at Departure: _____

Well Completion: NA Key Number To Well: NA

Groundwater Sampling Form

Updated : 9/2/2022 1:49:53 PM -04:00

Project Number	30053438	**Well ID**	PZ-35			**Date**	08/31/2022
Project Location	AMA AP-3, A, B and B'		**Weather(°F)**	74 °F, Sunny, winds at mph.			
Measuring Pt. Description	Top of Inner Casing	**Screen Setting (ft-bmp)**	38.91	**Casing Diameter (in)**	2	**Well Casing Material**	PVC
Static Water Level (ft-bmp)	12.06	**Total Depth (ft-bmp)**	50.01	**Water Column(ft)**	37.95	**Gallons in Well**	6.17
MP Elevation	743.81	**Pump Intake (ft-bmp)**	45	**Purge Method**	Low-Flow	**Sample Method**	Low-Flow
Sample Time	17:32	**Well Volumes Purged**	0.20	**Sample ID**	PZ-35	**Sampled by**	Jessica Ware
Purge Start	16:55	**Gallons Purged**	1.25	**Replicate/ Code No.**		**Color**	Clear
Purge End	18:15						

Time	Total Elapsed Minutes	Rate (mL/min)	Depth to Water (ft)	pH (standard units)	Specific Conductivity (µS/cm)	Turbidity (NTU)	Dissolved Oxygen (mg/L)	Temperature °C	Redox (mV)
16:55:00	00:00	150	12.06	6.65	172.87	1.31	5.72	28.9	191.02
17:00:00	05:00	150	12.39	5.34	206.81	3.28	4.84	24.2	203.42
17:05:00	10:00	150	12.36	5.20	209.18	4.35	4.55	24.3	204.54
17:10:00	15:00	150	12.35	5.24	201.32	4.60	4.40	24.0	201.44
17:15:00	20:00	150	12.32	5.21	196.78	6.04	4.25	23.3	206.29
17:20:00	25:00	100	12.33	5.19	197.43	4.75	4.29	25.6	207.11
17:25:00	30:00	100	12.35	5.26	198.22	4.56	4.24	27.5	199.17
17:30:00	35:00	100	12.34	5.28	199.48	4.92	4.21	27.9	196.49

Constituent Sampled	Container	Number	Preservative
RAD Chem	1L Plastic	2	HNO3
Metals	250 mL Plastic	1	HNO3
TDS	500 mL Plastic	1	None
Cl, F, SO4	250 mL Plastic	1	None

Comments: Sampled

Well Casing Volume Conversion

Well diameter (inches) = gallons per foot

1 = 0.04 1.5 = 0.09 2.5 = 0.26 3.5 = 0.50 6 = 1.47
1.25 = 0.06 2 = 0.16 3 = 0.37 4 = 0.65

Well Information

Well Location:

Condition of Well:

Well Completion: NA

Well Locked at Arrival:

Well Locked at Departure:

Key Number To Well: NA

Groundwater Gauging Well Inspection Report

ARCADIS Design & Consultancy for natural and built assets

Project Location:	AP-2
Permit Number:	
Well ID:	YGWC-26S
Person Gauging:	Jake Swanson
Date:	8/29/2022
Time:	11:13:00

			Yes	No	N/A
1	Location Identification:				
	a	Is the well visible and accessible?	☑	☐	☐
	b	Is the well properly identified with the correct well ID?	☑	☐	☐
	c	Is the well in a high traffic area and does the well require protection from traffic?	☐	☑	☐
	d	Is the drainage around the well acceptable? (no standing water, nor is well located in obvious drainage flow path)	☑	☐	☐
2	Protective Casing:				
	a	Is the protective casing free from apparent damage and able to be secured?	☑	☐	☐
	b	Is the casing free of degradation or deterioration?	☑	☐	☐
	c	Does the casing have a functioning weep hole?	☑	☐	☐
	d	Is the annular space between casings clear of debris and water, or filled with pea gravel/sand?	☑	☐	☐
3	Surface Pad				
	a	Is the well pad in good condition (not cracked or broken)?	☑	☐	☐
	b	Is the well pad sloped away from the protective casing?	☑	☐	☐
	c	Is the well pad in complete contact with the protective casing?	☑	☐	☐
	d	Is the well pad in complete contact with the ground surface and stable? (not undermined by erosion, animal burrows, and does not move when stepped on)	☑	☐	☐
	e	Is the pad surface clean (not covered with sediment or debris)?	☑	☐	☐
4	Internal Casing				
	a	Does the cap prevent entry of foreign material into the well?	☑	☐	☐
	b	Is the casing free of kinks or bends, or any obstructions from foreign objects (such as bailers)?	☑	☐	☐
	c	Is the well properly vented for equilibration of air pressure?	☑	☐	☐
	d	Is the survey point clearly marked on the inner casing?	☑	☐	☐
	e	Is the depth of the well consistent with the original well log?	☑	☐	☐
	f	Is the casing stable? (or does the pvc move easily when touched or can it be taken apart by hand due to lack of grout or use of slip couplings in construction)	☑	☐	☐
5	Sampling: Groundwater Wells Only:				
	a	Does well recharge adequately when purged?	☑	☐	☐
	b	If dedicated sampling equipment installed, is it in good condition and specified in the approved groundwater plan for the facility?	☑	☐	☐
	c	Does the well require redevelopment (low flow, turbid)?	☐	☑	☐
6	Based on your professional judgement, is the well construction / location:				
		appropriate to 1) achieve the objectives of the Groundwater Monitoring Program	☑	☐	☐
		and 2) comply with the applicable regulatory requirements?	☑	☐	☐
7	Corrective actions as needed, by date:				
	Cut vegetation				
8	Date by when corrective actions are needed:				

Groundwater Gauging Well Inspection Report

ARCADIS Design & Consultancy for natural and built assets

Project Location:	AP-2
Permit Number:	
Well ID:	YGWC-26I
Person Gauging:	Jake Swanson
Date:	8/29/2022
Time:	11:23:00

			Yes	No	N/A
1	Location Identification:				
	a	Is the well visible and accessible?	☑	☐	☐
	b	Is the well properly identified with the correct well ID?	☑	☐	☐
	c	Is the well in a high traffic area and does the well require protection from traffic?	☐	☑	☐
	d	Is the drainage around the well acceptable? (no standing water, nor is well located in obvious drainage flow path)	☑	☐	☐
2	Protective Casing:				
	a	Is the protective casing free from apparent damage and able to be secured?	☑	☐	☐
	b	Is the casing free of degradation or deterioration?	☑	☐	☐
	c	Does the casing have a functioning weep hole?	☑	☐	☐
	d	Is the annular space between casings clear of debris and water, or filled with pea gravel/sand?	☑	☐	☐
3	Surface Pad				
	a	Is the well pad in good condition (not cracked or broken)?	☑	☐	☐
	b	Is the well pad sloped away from the protective casing?	☑	☐	☐
	c	Is the well pad in complete contact with the protective casing?	☑	☐	☐
	d	Is the well pad in complete contact with the ground surface and stable? (not undermined by erosion, animal burrows, and does not move when stepped on)	☑	☐	☐
	e	Is the pad surface clean (not covered with sediment or debris)?	☑	☐	☐
4	Internal Casing				
	a	Does the cap prevent entry of foreign material into the well?	☑	☐	☐
	b	Is the casing free of kinks or bends, or any obstructions from foreign objects (such as bailers)?	☑	☐	☐
	c	Is the well properly vented for equilibration of air pressure?	☑	☐	☐
	d	Is the survey point clearly marked on the inner casing?	☑	☐	☐
	e	Is the depth of the well consistent with the original well log?	☑	☐	☐
	f	Is the casing stable? (or does the pvc move easily when touched or can it be taken apart by hand due to lack of grout or use of slip couplings in construction)	☑	☐	☐
5	Sampling: Groundwater Wells Only:				
	a	Does well recharge adequately when purged?	☑	☐	☐
	b	If dedicated sampling equipment installed, is it in good condition and specified in the approved groundwater plan for the facility?	☑	☐	☐
	c	Does the well require redevelopment (low flow, turbid)?	☐	☑	☐
6	Based on your professional judgement, is the well construction / location:				
		appropriate to 1) achieve the objectives of the Groundwater Monitoring Program	☑	☐	☐
		and 2) comply with the applicable regulatory requirements?	☑	☐	☐
7	Corrective actions as needed, by date:				
	Cut vegetation				
8	Date by when corrective actions are needed:				

Groundwater Gauging Well Inspection Report

ARCADIS Design & Consultancy for natural and built assets

Project Location:	AP-2
Permit Number:	
Well ID:	YGWC-27I
Person Gauging:	Jake Swanson
Date:	8/29/2022
Time:	11:59:00

			Yes	No	N/A
1	Location Identification:				
	a	Is the well visible and accessible?	☑	☐	☐
	b	Is the well properly identified with the correct well ID?	☑	☐	☐
	c	Is the well in a high traffic area and does the well require protection from traffic?	☐	☑	☐
	d	Is the drainage around the well acceptable? (no standing water, nor is well located in obvious drainage flow path)	☑	☐	☐
2	Protective Casing:				
	a	Is the protective casing free from apparent damage and able to be secured?	☑	☐	☐
	b	Is the casing free of degradation or deterioration?	☑	☐	☐
	c	Does the casing have a functioning weep hole?	☑	☐	☐
	d	Is the annular space between casings clear of debris and water, or filled with pea gravel/sand?	☑	☐	☐
3	Surface Pad				
	a	Is the well pad in good condition (not cracked or broken)?	☑	☐	☐
	b	Is the well pad sloped away from the protective casing?	☑	☐	☐
	c	Is the well pad in complete contact with the protective casing?	☑	☐	☐
	d	Is the well pad in complete contact with the ground surface and stable? (not undermined by erosion, animal burrows, and does not move when stepped on)	☑	☐	☐
	e	Is the pad surface clean (not covered with sediment or debris)?	☑	☐	☐
4	Internal Casing				
	a	Does the cap prevent entry of foreign material into the well?	☑	☐	☐
	b	Is the casing free of kinks or bends, or any obstructions from foreign objects (such as bailers)?	☑	☐	☐
	c	Is the well properly vented for equilibration of air pressure?	☑	☐	☐
	d	Is the survey point clearly marked on the inner casing?	☑	☐	☐
	e	Is the depth of the well consistent with the original well log?	☑	☐	☐
	f	Is the casing stable? (or does the pvc move easily when touched or can it be taken apart by hand due to lack of grout or use of slip couplings in construction)	☑	☐	☐
5	Sampling: Groundwater Wells Only:				
	a	Does well recharge adequately when purged?	☑	☐	☐
	b	If dedicated sampling equipment installed, is it in good condition and specified in the approved groundwater plan for the facility?	☑	☐	☐
	c	Does the well require redevelopment (low flow, turbid)?	☐	☑	☐
6	Based on your professional judgement, is the well construction / location:				
		appropriate to 1) achieve the objectives of the Groundwater Monitoring Program	☑	☐	☐
		and 2) comply with the applicable regulatory requirements?	☑	☐	☐
7	Corrective actions as needed, by date:				
8	Date by when corrective actions are needed:				

Groundwater Gauging Well Inspection Report

ARCADIS Design & Consultancy for natural and built assets

Project Location:	AP-2
Permit Number:	
Well ID:	YGWC-27S
Person Gauging:	Jake Swanson
Date:	8/29/2022
Time:	11:59:00

			Yes	No	N/A
1	Location Identification:				
	a	Is the well visible and accessible?	☑	☐	☐
	b	Is the well properly identified with the correct well ID?	☑	☐	☐
	c	Is the well in a high traffic area and does the well require protection from traffic?	☐	☑	☐
	d	Is the drainage around the well acceptable? (no standing water, nor is well located in obvious drainage flow path)	☑	☐	☐
2	Protective Casing:				
	a	Is the protective casing free from apparent damage and able to be secured?	☑	☐	☐
	b	Is the casing free of degradation or deterioration?	☑	☐	☐
	c	Does the casing have a functioning weep hole?	☑	☐	☐
	d	Is the annular space between casings clear of debris and water, or filled with pea gravel/sand?	☑	☐	☐
3	Surface Pad				
	a	Is the well pad in good condition (not cracked or broken)?	☑	☐	☐
	b	Is the well pad sloped away from the protective casing?	☑	☐	☐
	c	Is the well pad in complete contact with the protective casing?	☑	☐	☐
	d	Is the well pad in complete contact with the ground surface and stable? (not undermined by erosion, animal burrows, and does not move when stepped on)	☑	☐	☐
	e	Is the pad surface clean (not covered with sediment or debris)?	☑	☐	☐
4	Internal Casing				
	a	Does the cap prevent entry of foreign material into the well?	☑	☐	☐
	b	Is the casing free of kinks or bends, or any obstructions from foreign objects (such as bailers)?	☑	☐	☐
	c	Is the well properly vented for equilibration of air pressure?	☑	☐	☐
	d	Is the survey point clearly marked on the inner casing?	☑	☐	☐
	e	Is the depth of the well consistent with the original well log?	☑	☐	☐
	f	Is the casing stable? (or does the pvc move easily when touched or can it be taken apart by hand due to lack of grout or use of slip couplings in construction)	☑	☐	☐
5	Sampling: Groundwater Wells Only:				
	a	Does well recharge adequately when purged?	☑	☐	☐
	b	If dedicated sampling equipment installed, is it in good condition and specified in the approved groundwater plan for the facility?	☑	☐	☐
	c	Does the well require redevelopment (low flow, turbid)?	☐	☑	☐
6	Based on your professional judgement, is the well construction / location:				
		appropriate to 1) achieve the objectives of the Groundwater Monitoring Program	☑	☐	☐
		and 2) comply with the applicable regulatory requirements?	☑	☐	☐
7	Corrective actions as needed, by date:				
8	Date by when corrective actions are needed:				

Groundwater Gauging Well Inspection Report

ARCADIS Design & Consultancy for natural and built assets

Project Location:	AP-2
Permit Number:	
Well ID:	YGWC-28I
Person Gauging:	Jake Swanson
Date:	8/29/2022
Time:	12:08:00

			Yes	No	N/A
1	Location Identification:				
	a	Is the well visible and accessible?	☑	☐	☐
	b	Is the well properly identified with the correct well ID?	☑	☐	☐
	c	Is the well in a high traffic area and does the well require protection from traffic?	☐	☑	☐
	d	Is the drainage around the well acceptable? (no standing water, nor is well located in obvious drainage flow path)	☑	☐	☐
2	Protective Casing:				
	a	Is the protective casing free from apparent damage and able to be secured?	☑	☐	☐
	b	Is the casing free of degradation or deterioration?	☑	☐	☐
	c	Does the casing have a functioning weep hole?	☑	☐	☐
	d	Is the annular space between casings clear of debris and water, or filled with pea gravel/sand?	☑	☐	☐
3	Surface Pad				
	a	Is the well pad in good condition (not cracked or broken)?	☑	☐	☐
	b	Is the well pad sloped away from the protective casing?	☑	☐	☐
	c	Is the well pad in complete contact with the protective casing?	☑	☐	☐
	d	Is the well pad in complete contact with the ground surface and stable? (not undermined by erosion, animal burrows, and does not move when stepped on)	☑	☐	☐
	e	Is the pad surface clean (not covered with sediment or debris)?	☑	☐	☐
4	Internal Casing				
	a	Does the cap prevent entry of foreign material into the well?	☑	☐	☐
	b	Is the casing free of kinks or bends, or any obstructions from foreign objects (such as bailers)?	☑	☐	☐
	c	Is the well properly vented for equilibration of air pressure?	☑	☐	☐
	d	Is the survey point clearly marked on the inner casing?	☑	☐	☐
	e	Is the depth of the well consistent with the original well log?	☑	☐	☐
	f	Is the casing stable? (or does the pvc move easily when touched or can it be taken apart by hand due to lack of grout or use of slip couplings in construction)	☑	☐	☐
5	Sampling: Groundwater Wells Only:				
	a	Does well recharge adequately when purged?	☑	☐	☐
	b	If dedicated sampling equipment installed, is it in good condition and specified in the approved groundwater plan for the facility?	☑	☐	☐
	c	Does the well require redevelopment (low flow, turbid)?	☐	☑	☐
6	Based on your professional judgement, is the well construction / location:				
		appropriate to 1) achieve the objectives of the Groundwater Monitoring Program	☑	☐	☐
		and 2) comply with the applicable regulatory requirements?	☑	☐	☐
7	Corrective actions as needed, by date:				
8	Date by when corrective actions are needed:				

Groundwater Gauging Well Inspection Report

ARCADIS Design & Consultancy for natural and built assets

Project Location:	AP-2
Permit Number:	
Well ID:	YGWC-28S
Person Gauging:	Jake Swanson
Date:	8/29/2022
Time:	12:09:00

			Yes	No	N/A
1	Location Identification:				
	a	Is the well visible and accessible?	☑	☐	☐
	b	Is the well properly identified with the correct well ID?	☑	☐	☐
	c	Is the well in a high traffic area and does the well require protection from traffic?	☐	☑	☐
	d	Is the drainage around the well acceptable? (no standing water, nor is well located in obvious drainage flow path)	☑	☐	☐
2	Protective Casing:				
	a	Is the protective casing free from apparent damage and able to be secured?	☑	☐	☐
	b	Is the casing free of degradation or deterioration?	☑	☐	☐
	c	Does the casing have a functioning weep hole?	☑	☐	☐
	d	Is the annular space between casings clear of debris and water, or filled with pea gravel/sand?	☑	☐	☐
3	Surface Pad				
	a	Is the well pad in good condition (not cracked or broken)?	☑	☐	☐
	b	Is the well pad sloped away from the protective casing?	☑	☐	☐
	c	Is the well pad in complete contact with the protective casing?	☑	☐	☐
	d	Is the well pad in complete contact with the ground surface and stable? (not undermined by erosion, animal burrows, and does not move when stepped on)	☑	☐	☐
	e	Is the pad surface clean (not covered with sediment or debris)?	☑	☐	☐
4	Internal Casing				
	a	Does the cap prevent entry of foreign material into the well?	☑	☐	☐
	b	Is the casing free of kinks or bends, or any obstructions from foreign objects (such as bailers)?	☑	☐	☐
	c	Is the well properly vented for equilibration of air pressure?	☑	☐	☐
	d	Is the survey point clearly marked on the inner casing?	☑	☐	☐
	e	Is the depth of the well consistent with the original well log?	☑	☐	☐
	f	Is the casing stable? (or does the pvc move easily when touched or can it be taken apart by hand due to lack of grout or use of slip couplings in construction)	☑	☐	☐
5	Sampling: Groundwater Wells Only:				
	a	Does well recharge adequately when purged?	☑	☐	☐
	b	If dedicated sampling equipment installed, is it in good condition and specified in the approved groundwater plan for the facility?	☑	☐	☐
	c	Does the well require redevelopment (low flow, turbid)?	☐	☑	☐
6	Based on your professional judgement, is the well construction / location:				
		appropriate to 1) achieve the objectives of the Groundwater Monitoring Program	☑	☐	☐
		and 2) comply with the applicable regulatory requirements?	☑	☐	☐
7	Corrective actions as needed, by date:				
8	Date by when corrective actions are needed:				

Groundwater Gauging Well Inspection Report

ARCADIS Design & Consultancy for natural and built assets

Project Location:	AP-2
Permit Number:	
Well ID:	YGWC-29I
Person Gauging:	Jake Swanson
Date:	8/29/2022
Time:	12:14:00

			Yes	No	N/A
1	Location Identification:				
	a	Is the well visible and accessible?	☑	☐	☐
	b	Is the well properly identified with the correct well ID?	☑	☐	☐
	c	Is the well in a high traffic area and does the well require protection from traffic?	☐	☑	☐
	d	Is the drainage around the well acceptable? (no standing water, nor is well located in obvious drainage flow path)	☑	☐	☐
2	Protective Casing:				
	a	Is the protective casing free from apparent damage and able to be secured?	☑	☐	☐
	b	Is the casing free of degradation or deterioration?	☑	☐	☐
	c	Does the casing have a functioning weep hole?	☑	☐	☐
	d	Is the annular space between casings clear of debris and water, or filled with pea gravel/sand?	☑	☐	☐
3	Surface Pad				
	a	Is the well pad in good condition (not cracked or broken)?	☑	☐	☐
	b	Is the well pad sloped away from the protective casing?	☑	☐	☐
	c	Is the well pad in complete contact with the protective casing?	☑	☐	☐
	d	Is the well pad in complete contact with the ground surface and stable? (not undermined by erosion, animal burrows, and does not move when stepped on)	☑	☐	☐
	e	Is the pad surface clean (not covered with sediment or debris)?	☑	☐	☐
4	Internal Casing				
	a	Does the cap prevent entry of foreign material into the well?	☑	☐	☐
	b	Is the casing free of kinks or bends, or any obstructions from foreign objects (such as bailers)?	☑	☐	☐
	c	Is the well properly vented for equilibration of air pressure?	☑	☐	☐
	d	Is the survey point clearly marked on the inner casing?	☑	☐	☐
	e	Is the depth of the well consistent with the original well log?	☑	☐	☐
	f	Is the casing stable? (or does the pvc move easily when touched or can it be taken apart by hand due to lack of grout or use of slip couplings in construction)	☑	☐	☐
5	Sampling: Groundwater Wells Only:				
	a	Does well recharge adequately when purged?	☑	☐	☐
	b	If dedicated sampling equipment installed, is it in good condition and specified in the approved groundwater plan for the facility?	☑	☐	☐
	c	Does the well require redevelopment (low flow, turbid)?	☐	☑	☐
6	Based on your professional judgement, is the well construction / location:				
		appropriate to 1) achieve the objectives of the Groundwater Monitoring Program	☑	☐	☐
		and 2) comply with the applicable regulatory requirements?	☑	☐	☐
7	Corrective actions as needed, by date:				
8	Date by when corrective actions are needed:				

Groundwater Gauging Well Inspection Report

ARCADIS Design & Consultancy for natural and built assets

Project Location:	AP-2
Permit Number:	
Well ID:	PZ-25I
Person Gauging:	Jake Swanson
Date:	8/29/2022
Time:	12:25:00

			Yes	No	N/A
1	Location Identification:				
	a	Is the well visible and accessible?	☑	☐	☐
	b	Is the well properly identified with the correct well ID?	☑	☐	☐
	c	Is the well in a high traffic area and does the well require protection from traffic?	☐	☑	☐
	d	Is the drainage around the well acceptable? (no standing water, nor is well located in obvious drainage flow path)	☑	☐	☐
2	Protective Casing:				
	a	Is the protective casing free from apparent damage and able to be secured?	☑	☐	☐
	b	Is the casing free of degradation or deterioration?	☑	☐	☐
	c	Does the casing have a functioning weep hole?	☑	☐	☐
	d	Is the annular space between casings clear of debris and water, or filled with pea gravel/sand?	☑	☐	☐
3	Surface Pad				
	a	Is the well pad in good condition (not cracked or broken)?	☑	☐	☐
	b	Is the well pad sloped away from the protective casing?	☑	☐	☐
	c	Is the well pad in complete contact with the protective casing?	☑	☐	☐
	d	Is the well pad in complete contact with the ground surface and stable? (not undermined by erosion, animal burrows, and does not move when stepped on)	☑	☐	☐
	e	Is the pad surface clean (not covered with sediment or debris)?	☑	☐	☐
4	Internal Casing				
	a	Does the cap prevent entry of foreign material into the well?	☑	☐	☐
	b	Is the casing free of kinks or bends, or any obstructions from foreign objects (such as bailers)?	☑	☐	☐
	c	Is the well properly vented for equilibration of air pressure?	☑	☐	☐
	d	Is the survey point clearly marked on the inner casing?	☑	☐	☐
	e	Is the depth of the well consistent with the original well log?	☑	☐	☐
	f	Is the casing stable? (or does the pvc move easily when touched or can it be taken apart by hand due to lack of grout or use of slip couplings in construction)	☑	☐	☐
5	Sampling: Groundwater Wells Only:				
	a	Does well recharge adequately when purged?	☑	☐	☐
	b	If dedicated sampling equipment installed, is it in good condition and specified in the approved groundwater plan for the facility?	☐	☐	☑
	c	Does the well require redevelopment (low flow, turbid)?	☐	☑	☐
6	Based on your professional judgement, is the well construction / location:				
		appropriate to 1) achieve the objectives of the Groundwater Monitoring Program	☑	☐	☐
		and 2) comply with the applicable regulatory requirements?	☑	☐	☐
7	Corrective actions as needed, by date:				
8	Date by when corrective actions are needed:				

Groundwater Gauging Well Inspection Report

ARCADIS Design & Consultancy for natural and built assets

Project Location:	AP-2
Permit Number:	
Well ID:	PZ-25S
Person Gauging:	Jake Swanson
Date:	8/29/2022
Time:	12:31:00

			Yes	No	N/A
1	Location Identification:				
	a	Is the well visible and accessible?	☑	☐	☐
	b	Is the well properly identified with the correct well ID?	☑	☐	☐
	c	Is the well in a high traffic area and does the well require protection from traffic?	☐	☑	☐
	d	Is the drainage around the well acceptable? (no standing water, nor is well located in obvious drainage flow path)	☑	☐	☐
2	Protective Casing:				
	a	Is the protective casing free from apparent damage and able to be secured?	☑	☐	☐
	b	Is the casing free of degradation or deterioration?	☑	☐	☐
	c	Does the casing have a functioning weep hole?	☑	☐	☐
	d	Is the annular space between casings clear of debris and water, or filled with pea gravel/sand?	☑	☐	☐
3	Surface Pad				
	a	Is the well pad in good condition (not cracked or broken)?	☑	☐	☐
	b	Is the well pad sloped away from the protective casing?	☑	☐	☐
	c	Is the well pad in complete contact with the protective casing?	☑	☐	☐
	d	Is the well pad in complete contact with the ground surface and stable? (not undermined by erosion, animal burrows, and does not move when stepped on)	☑	☐	☐
	e	Is the pad surface clean (not covered with sediment or debris)?	☑	☐	☐
4	Internal Casing				
	a	Does the cap prevent entry of foreign material into the well?	☑	☐	☐
	b	Is the casing free of kinks or bends, or any obstructions from foreign objects (such as bailers)?	☑	☐	☐
	c	Is the well properly vented for equilibration of air pressure?	☑	☐	☐
	d	Is the survey point clearly marked on the inner casing?	☑	☐	☐
	e	Is the depth of the well consistent with the original well log?	☑	☐	☐
	f	Is the casing stable? (or does the pvc move easily when touched or can it be taken apart by hand due to lack of grout or use of slip couplings in construction)	☑	☐	☐
5	Sampling: Groundwater Wells Only:				
	a	Does well recharge adequately when purged?	☑	☐	☐
	b	If dedicated sampling equipment installed, is it in good condition and specified in the approved groundwater plan for the facility?	☐	☐	☑
	c	Does the well require redevelopment (low flow, turbid)?	☐	☑	☐
6	Based on your professional judgement, is the well construction / location:				
		appropriate to 1) achieve the objectives of the Groundwater Monitoring Program	☑	☐	☐
		and 2) comply with the applicable regulatory requirements?	☑	☐	☐
7	Corrective actions as needed, by date:				
8	Date by when corrective actions are needed:				

Groundwater Gauging Well Inspection Report

ARCADIS Design & Consultancy for natural and built assets

Project Location:	AP-2
Permit Number:	
Well ID:	PZ-14I
Person Gauging:	Jake Swanson
Date:	8/29/2022
Time:	12:37:00

			Yes	No	N/A
1	Location Identification:				
	a	Is the well visible and accessible?	☑	☐	☐
	b	Is the well properly identified with the correct well ID?	☑	☐	☐
	c	Is the well in a high traffic area and does the well require protection from traffic?	☐	☑	☐
	d	Is the drainage around the well acceptable? (no standing water, nor is well located in obvious drainage flow path)	☑	☐	☐
2	Protective Casing:				
	a	Is the protective casing free from apparent damage and able to be secured?	☑	☐	☐
	b	Is the casing free of degradation or deterioration?	☑	☐	☐
	c	Does the casing have a functioning weep hole?	☑	☐	☐
	d	Is the annular space between casings clear of debris and water, or filled with pea gravel/sand?	☑	☐	☐
3	Surface Pad				
	a	Is the well pad in good condition (not cracked or broken)?	☑	☐	☐
	b	Is the well pad sloped away from the protective casing?	☑	☐	☐
	c	Is the well pad in complete contact with the protective casing?	☑	☐	☐
	d	Is the well pad in complete contact with the ground surface and stable? (not undermined by erosion, animal burrows, and does not move when stepped on)	☑	☐	☐
	e	Is the pad surface clean (not covered with sediment or debris)?	☑	☐	☐
4	Internal Casing				
	a	Does the cap prevent entry of foreign material into the well?	☑	☐	☐
	b	Is the casing free of kinks or bends, or any obstructions from foreign objects (such as bailers)?	☑	☐	☐
	c	Is the well properly vented for equilibration of air pressure?	☑	☐	☐
	d	Is the survey point clearly marked on the inner casing?	☑	☐	☐
	e	Is the depth of the well consistent with the original well log?	☑	☐	☐
	f	Is the casing stable? (or does the pvc move easily when touched or can it be taken apart by hand due to lack of grout or use of slip couplings in construction)	☑	☐	☐
5	Sampling: Groundwater Wells Only:				
	a	Does well recharge adequately when purged?	☑	☐	☐
	b	If dedicated sampling equipment installed, is it in good condition and specified in the approved groundwater plan for the facility?	☐	☐	☑
	c	Does the well require redevelopment (low flow, turbid)?	☐	☑	☐
6	Based on your professional judgement, is the well construction / location:				
		appropriate to 1) achieve the objectives of the Groundwater Monitoring Program	☑	☐	☐
		and 2) comply with the applicable regulatory requirements?	☑	☐	☐
7	Corrective actions as needed, by date:				
	Cut vegetation				
8	Date by when corrective actions are needed:				

Groundwater Gauging Well Inspection Report

ARCADIS Design & Consultancy for natural and built assets

Project Location:	AP-2
Permit Number:	
Well ID:	PZ-31S
Person Gauging:	Jake Swanson
Date:	8/29/2022
Time:	12:58:00

			Yes	No	N/A
1	Location Identification:				
	a	Is the well visible and accessible?	☑	☐	☐
	b	Is the well properly identified with the correct well ID?	☑	☐	☐
	c	Is the well in a high traffic area and does the well require protection from traffic?	☐	☑	☐
	d	Is the drainage around the well acceptable? (no standing water, nor is well located in obvious drainage flow path)	☑	☐	☐
2	Protective Casing:				
	a	Is the protective casing free from apparent damage and able to be secured?	☑	☐	☐
	b	Is the casing free of degradation or deterioration?	☑	☐	☐
	c	Does the casing have a functioning weep hole?	☑	☐	☐
	d	Is the annular space between casings clear of debris and water, or filled with pea gravel/sand?	☑	☐	☐
3	Surface Pad				
	a	Is the well pad in good condition (not cracked or broken)?	☑	☐	☐
	b	Is the well pad sloped away from the protective casing?	☑	☐	☐
	c	Is the well pad in complete contact with the protective casing?	☑	☐	☐
	d	Is the well pad in complete contact with the ground surface and stable? (not undermined by erosion, animal burrows, and does not move when stepped on)	☑	☐	☐
	e	Is the pad surface clean (not covered with sediment or debris)?	☑	☐	☐
4	Internal Casing				
	a	Does the cap prevent entry of foreign material into the well?	☑	☐	☐
	b	Is the casing free of kinks or bends, or any obstructions from foreign objects (such as bailers)?	☑	☐	☐
	c	Is the well properly vented for equilibration of air pressure?	☑	☐	☐
	d	Is the survey point clearly marked on the inner casing?	☑	☐	☐
	e	Is the depth of the well consistent with the original well log?	☑	☐	☐
	f	Is the casing stable? (or does the pvc move easily when touched or can it be taken apart by hand due to lack of grout or use of slip couplings in construction)	☑	☐	☐
5	Sampling: Groundwater Wells Only:				
	a	Does well recharge adequately when purged?	☑	☐	☐
	b	If dedicated sampling equipment installed, is it in good condition and specified in the approved groundwater plan for the facility?	☐	☐	☑
	c	Does the well require redevelopment (low flow, turbid)?	☐	☑	☐
6	Based on your professional judgement, is the well construction / location:				
		appropriate to 1) achieve the objectives of the Groundwater Monitoring Program	☑	☐	☐
		and 2) comply with the applicable regulatory requirements?	☑	☐	☐
7	Corrective actions as needed, by date:				
	Cut vegetation				
8	Date by when corrective actions are needed:				

Groundwater Gauging Well Inspection Report

ARCADIS Design & Consultancy for natural and built assets

Project Location:	AP-2
Permit Number:	
Well ID:	PZ-13S
Person Gauging:	Jessica Ware
Date:	8/29/2022
Time:	11:09:00

			Yes	No	N/A
1	Location Identification:				
	a	Is the well visible and accessible?	☑	☐	☐
	b	Is the well properly identified with the correct well ID?	☑	☐	☐
	c	Is the well in a high traffic area and does the well require protection from traffic?	☐	☑	☐
	d	Is the drainage around the well acceptable? (no standing water, nor is well located in obvious drainage flow path)	☑	☐	☐
2	Protective Casing:				
	a	Is the protective casing free from apparent damage and able to be secured?	☑	☐	☐
	b	Is the casing free of degradation or deterioration?	☑	☐	☐
	c	Does the casing have a functioning weep hole?	☑	☐	☐
	d	Is the annular space between casings clear of debris and water, or filled with pea gravel/sand?	☑	☐	☐
3	Surface Pad				
	a	Is the well pad in good condition (not cracked or broken)?	☑	☐	☐
	b	Is the well pad sloped away from the protective casing?	☑	☐	☐
	c	Is the well pad in complete contact with the protective casing?	☑	☐	☐
	d	Is the well pad in complete contact with the ground surface and stable? (not undermined by erosion, animal burrows, and does not move when stepped on)	☑	☐	☐
	e	Is the pad surface clean (not covered with sediment or debris)?	☑	☐	☐
4	Internal Casing				
	a	Does the cap prevent entry of foreign material into the well?	☑	☐	☐
	b	Is the casing free of kinks or bends, or any obstructions from foreign objects (such as bailers)?	☑	☐	☐
	c	Is the well properly vented for equilibration of air pressure?	☑	☐	☐
	d	Is the survey point clearly marked on the inner casing?	☑	☐	☐
	e	Is the depth of the well consistent with the original well log?	☑	☐	☐
	f	Is the casing stable? (or does the pvc move easily when touched or can it be taken apart by hand due to lack of grout or use of slip couplings in construction)	☑	☐	☐
5	Sampling: Groundwater Wells Only:				
	a	Does well recharge adequately when purged?	☑	☐	☐
	b	If dedicated sampling equipment installed, is it in good condition and specified in the approved groundwater plan for the facility?	☑	☐	☐
	c	Does the well require redevelopment (low flow, turbid)?	☐	☑	☐
6	Based on your professional judgement, is the well construction / location:				
		appropriate to 1) achieve the objectives of the Groundwater Monitoring Program	☑	☐	☐
		and 2) comply with the applicable regulatory requirements?	☑	☐	☐
7	Corrective actions as needed, by date:				
8	Date by when corrective actions are needed:				

Groundwater Gauging Well Inspection Report

ARCADIS Design & Consultancy for natural and built assets

Project Location:	AP-2
Permit Number:	
Well ID:	PZ-13I
Person Gauging:	Jessica Ware
Date:	8/29/2022
Time:	11:24:00

			Yes	No	N/A
1	Location Identification:				
	a	Is the well visible and accessible?	☑	☐	☐
	b	Is the well properly identified with the correct well ID?	☑	☐	☐
	c	Is the well in a high traffic area and does the well require protection from traffic?	☐	☑	☐
	d	Is the drainage around the well acceptable? (no standing water, nor is well located in obvious drainage flow path)	☑	☐	☐
2	Protective Casing:				
	a	Is the protective casing free from apparent damage and able to be secured?	☑	☐	☐
	b	Is the casing free of degradation or deterioration?	☑	☐	☐
	c	Does the casing have a functioning weep hole?	☑	☐	☐
	d	Is the annular space between casings clear of debris and water, or filled with pea gravel/sand?	☑	☐	☐
3	Surface Pad				
	a	Is the well pad in good condition (not cracked or broken)?	☑	☐	☐
	b	Is the well pad sloped away from the protective casing?	☑	☐	☐
	c	Is the well pad in complete contact with the protective casing?	☑	☐	☐
	d	Is the well pad in complete contact with the ground surface and stable? (not undermined by erosion, animal burrows, and does not move when stepped on)	☑	☐	☐
	e	Is the pad surface clean (not covered with sediment or debris)?	☑	☐	☐
4	Internal Casing				
	a	Does the cap prevent entry of foreign material into the well?	☑	☐	☐
	b	Is the casing free of kinks or bends, or any obstructions from foreign objects (such as bailers)?	☑	☐	☐
	c	Is the well properly vented for equilibration of air pressure?	☑	☐	☐
	d	Is the survey point clearly marked on the inner casing?	☑	☐	☐
	e	Is the depth of the well consistent with the original well log?	☑	☐	☐
	f	Is the casing stable? (or does the pvc move easily when touched or can it be taken apart by hand due to lack of grout or use of slip couplings in construction)	☑	☐	☐
5	Sampling: Groundwater Wells Only:				
	a	Does well recharge adequately when purged?	☑	☐	☐
	b	If dedicated sampling equipment installed, is it in good condition and specified in the approved groundwater plan for the facility?	☑	☐	☐
	c	Does the well require redevelopment (low flow, turbid)?	☐	☑	☐
6	Based on your professional judgement, is the well construction / location:				
		appropriate to 1) achieve the objectives of the Groundwater Monitoring Program	☑	☐	☐
		and 2) comply with the applicable regulatory requirements?	☑	☐	☐
7	Corrective actions as needed, by date:				
8	Date by when corrective actions are needed:				

Groundwater Gauging Well Inspection Report

ARCADIS Design & Consultancy for natural and built assets

Project Location:	AP-2
Permit Number:	
Well ID:	PZ-1S
Person Gauging:	Jessica Ware
Date:	8/29/2022
Time:	11:30:00

			Yes	No	N/A
1	Location Identification:				
	a	Is the well visible and accessible?	☑	☐	☐
	b	Is the well properly identified with the correct well ID?	☑	☐	☐
	c	Is the well in a high traffic area and does the well require protection from traffic?	☐	☑	☐
	d	Is the drainage around the well acceptable? (no standing water, nor is well located in obvious drainage flow path)	☑	☐	☐
2	Protective Casing:				
	a	Is the protective casing free from apparent damage and able to be secured?	☑	☐	☐
	b	Is the casing free of degradation or deterioration?	☑	☐	☐
	c	Does the casing have a functioning weep hole?	☑	☐	☐
	d	Is the annular space between casings clear of debris and water, or filled with pea gravel/sand?	☑	☐	☐
3	Surface Pad				
	a	Is the well pad in good condition (not cracked or broken)?	☑	☐	☐
	b	Is the well pad sloped away from the protective casing?	☑	☐	☐
	c	Is the well pad in complete contact with the protective casing?	☑	☐	☐
	d	Is the well pad in complete contact with the ground surface and stable? (not undermined by erosion, animal burrows, and does not move when stepped on)	☑	☐	☐
	e	Is the pad surface clean (not covered with sediment or debris)?	☑	☐	☐
4	Internal Casing				
	a	Does the cap prevent entry of foreign material into the well?	☑	☐	☐
	b	Is the casing free of kinks or bends, or any obstructions from foreign objects (such as bailers)?	☑	☐	☐
	c	Is the well properly vented for equilibration of air pressure?	☑	☐	☐
	d	Is the survey point clearly marked on the inner casing?	☑	☐	☐
	e	Is the depth of the well consistent with the original well log?	☑	☐	☐
	f	Is the casing stable? (or does the pvc move easily when touched or can it be taken apart by hand due to lack of grout or use of slip couplings in construction)	☑	☐	☐
5	Sampling: Groundwater Wells Only:				
	a	Does well recharge adequately when purged?	☑	☐	☐
	b	If dedicated sampling equipment installed, is it in good condition and specified in the approved groundwater plan for the facility?	☑	☐	☐
	c	Does the well require redevelopment (low flow, turbid)?	☐	☑	☐
6	Based on your professional judgement, is the well construction / location:				
		appropriate to 1) achieve the objectives of the Groundwater Monitoring Program	☑	☐	☐
		and 2) comply with the applicable regulatory requirements?	☑	☐	☐
7	Corrective actions as needed, by date:				
8	Date by when corrective actions are needed:				

Groundwater Gauging Well Inspection Report

ARCADIS Design & Consultancy for natural and built assets

Project Location:	AP-2
Permit Number:	
Well ID:	PZ-3S
Person Gauging:	Jessica Ware
Date:	8/29/2022
Time:	10:44:00

			Yes	No	N/A
1	Location Identification:				
	a	Is the well visible and accessible?	☑	☐	☐
	b	Is the well properly identified with the correct well ID?	☑	☐	☐
	c	Is the well in a high traffic area and does the well require protection from traffic?	☐	☑	☐
	d	Is the drainage around the well acceptable? (no standing water, nor is well located in obvious drainage flow path)	☑	☐	☐
2	Protective Casing:				
	a	Is the protective casing free from apparent damage and able to be secured?	☑	☐	☐
	b	Is the casing free of degradation or deterioration?	☑	☐	☐
	c	Does the casing have a functioning weep hole?	☑	☐	☐
	d	Is the annular space between casings clear of debris and water, or filled with pea gravel/sand?	☑	☐	☐
3	Surface Pad				
	a	Is the well pad in good condition (not cracked or broken)?	☑	☐	☐
	b	Is the well pad sloped away from the protective casing?	☑	☐	☐
	c	Is the well pad in complete contact with the protective casing?	☑	☐	☐
	d	Is the well pad in complete contact with the ground surface and stable? (not undermined by erosion, animal burrows, and does not move when stepped on)	☑	☐	☐
	e	Is the pad surface clean (not covered with sediment or debris)?	☑	☐	☐
4	Internal Casing				
	a	Does the cap prevent entry of foreign material into the well?	☑	☐	☐
	b	Is the casing free of kinks or bends, or any obstructions from foreign objects (such as bailers)?	☑	☐	☐
	c	Is the well properly vented for equilibration of air pressure?	☑	☐	☐
	d	Is the survey point clearly marked on the inner casing?	☑	☐	☐
	e	Is the depth of the well consistent with the original well log?	☑	☐	☐
	f	Is the casing stable? (or does the pvc move easily when touched or can it be taken apart by hand due to lack of grout or use of slip couplings in construction)	☑	☐	☐
5	Sampling: Groundwater Wells Only:				
	a	Does well recharge adequately when purged?	☑	☐	☐
	b	If dedicated sampling equipment installed, is it in good condition and specified in the approved groundwater plan for the facility?	☑	☐	☐
	c	Does the well require redevelopment (low flow, turbid)?	☐	☑	☐
6	Based on your professional judgement, is the well construction / location:				
		appropriate to 1) achieve the objectives of the Groundwater Monitoring Program	☑	☐	☐
		and 2) comply with the applicable regulatory requirements?	☑	☐	☐
7	Corrective actions as needed, by date:				
8	Date by when corrective actions are needed:				

Upgradient Wells

Groundwater Sampling Form

Updated : 8/31/2022 7:46:53 PM -04:00

Project Number	30053438	**Well ID**	YGWA-4I			**Date**	08/31/2022
Project Location	AMA AP-3, A, B and B'		**Weather(°F)**	80 °F, Sunny, winds at mph.			
Measuring Pt. Description	Top of Inner Casing	**Screen Setting (ft-bmp)**	38.51	**Casing Diameter (in)**	2	**Well Casing Material**	PVC
Static Water Level (ft-bmp)	23.95	**Total Depth (ft-bmp)**	48.81	**Water Column(ft)**	24.86	**Gallons in Well**	4.04
MP Elevation	784.21	**Pump Intake (ft-bmp)**	45	**Purge Method**	Low-Flow	**Sample Method**	Low-Flow
Sample Time	15:37	**Well Volumes Purged**	0.39	**Sample ID**	YGWA-4I	**Sampled by**	Jessica Ware
Purge Start	14:54	**Gallons Purged**	1.59	**Replicate/ Code No.**		**Color**	Clear
Purge End	16:09						

Time	Total Elapsed Minutes	Rate (mL/min)	Depth to Water (ft)	pH (standard units)	Specific Conductivity (µS/cm)	Turbidity (NTU)	Dissolved Oxygen (mg/L)	Temperature °C	Redox (mV)
14:54:00	00:00	150	23.95	7.44	130.83	1.30	7.32	22.7	171.68
14:59:00	05:00	150	24.59	5.76	135.49	0.75	6.11	21.8	192.79
15:04:00	10:00	150	24.56	5.61	146.32	0.40	4.64	21.7	192.23
15:09:00	15:00	150	24.58	5.60	148.00	0.18	3.90	21.0	194.40
15:14:00	20:00	150	24.61	5.58	145.41	0.18	4.00	20.7	205.39
15:19:00	25:00	150	24.61	5.59	146.24	0.10	5.83	20.4	210.12
15:24:00	30:00	150	24.59	5.54	146.21	0.39	2.02	19.6	202.49
15:29:00	35:00	150	24.63	5.50	146.96	0.27	1.95	19.7	205.75
15:34:00	40:00	150	24.64	5.50	146.94	0.22	1.95	19.6	207.02

Constituent Sampled	Container	Number	Preservative
RAD Chem	1L Plastic	2	HNO3
Metals	250mL HDPE Plastic	1	HNO3
TDS	500 mL Plastic	1	None
Cl, F, SO4	250 mL Plastic	1	None

Comments: Sampled

Well Casing Volume Conversion

Well diameter (inches) = gallons per foot 1 = 0.04 1.5 = 0.09 2.5 = 0.26 3.5 = 0.50 6 = 1.47
1.25 = 0.06 2 = 0.16 3 = 0.37 4 = 0.65

Well Information

Well Location:

Condition of Well:

Well Completion: NA

Well Locked at Arrival:

Well Locked at Departure:

Key Number To Well: NA

Groundwater Sampling Form

Updated : 8/30/2022 11:20:20 AM -04:00

Project Number	30053438	**Well ID**	YGWA-5I			**Date**	08/30/2022
Project Location	AMA AP-3, A, B and B'		**Weather(°F)**	72.9 degrees F and Fog/Mist. The wind is blowing undefined at 0.0 mph.			
Measuring Pt. Description	Top of Inner Casing	**Screen Setting (ft-bmp)**	48.64	**Casing Diameter (in)**	2	**Well Casing Material**	PVC
Static Water Level (ft-bmp)	20.65	**Total Depth (ft-bmp)**	58.94	**Water Column(ft)**	38.29	**Gallons in Well**	6.22
MP Elevation	784.54	**Pump Intake (ft-bmp)**	53	**Purge Method**	Low-Flow	**Sample Method**	Low-Flow
Sample Time	10:52	**Well Volumes Purged**	0.26	**Sample ID**	YGWA-5I	**Sampled by**	Mark Chest
Purge Start	10:19	**Gallons Purged**	1.60	**Replicate/ Code No.**		**Color**	Clear
Purge End	10:49						

Time	Total Elapsed Minutes	Rate (mL/min)	Depth to Water (ft)	pH (standard units)	Specific Conductivity (µS/cm)	Turbidity (NTU)	Dissolved Oxygen (mg/L)	Temperature °C	Redox (mV)
10:19:00	00:00	200	20.65	5.66	85.76		6.54	18.0	201.34
10:19:00	00:20	200	20.65	5.36	82.81		6.50	17.4	210.79
10:24:00	05:20	200	21.65	4.90	82.41	0.55	6.13	17.1	232.62
10:29:00	10:20	200	21.66	4.75	81.15	0.92	6.12	17.1	243.71
10:34:00	15:20	200	21.65	4.82	82.39	1.03	6.19	17.2	240.12
10:39:00	20:20	200	21.65	5.05	82.15	1.72	6.16	17.3	233.32
10:44:00	25:20	200	21.67	5.01	82.90	0.43	6.17	17.4	238.95
10:49:00	30:20	200	21.67	5.00	82.09	0.41	6.17	17.4	240.28

Constituent Sampled	Container	Number	Preservative
RAD Chem	1L Plastic	2	HNO3
TDS	1L Plastic	1	None
Metals	250 mL Plastic	1	HNO3
Cl, F, SO4	250 mL Plastic	1	None

Comments: None

Well Casing Volume Conversion

Well diameter (inches) = gallons per foot 1 = 0.04 1.5 = 0.09 2.5 = 0.26 3.5 = 0.50 6 = 1.47
1.25 = 0.06 2 = 0.16 3 = 0.37 4 = 0.65

Well Information

Well Location: _____ Well Locked at Arrival: _____

Condition of Well: _____ Well Locked at Departure: _____

Well Completion: NA Key Number To Well: NA

Groundwater Sampling Form

Updated : 8/30/2022 3:01:48 PM -04:00

Project Number	30053438	**Well ID**	YGWA-5D			**Date**	08/30/2022
Project Location	AMA AP-3, A, B and B'		**Weather(°F)**	74.5 degrees F and Cloudy. The wind is blowing undefined at 0.0 mph.			
Measuring Pt. Description	Top of Inner Casing	**Screen Setting (ft-bmp)**	78.83	**Casing Diameter (in)**	2	**Well Casing Material**	PVC
Static Water Level (ft-bmp)	21.96	**Total Depth (ft-bmp)**	129.13	**Water Column(ft)**	107.17	**Gallons in Well**	17.41
MP Elevation	784.53	**Pump Intake (ft-bmp)**	124	**Purge Method**	Low-Flow	**Sample Method**	Low-Flow
Sample Time	12:05	**Well Volumes Purged**	0.12	**Sample ID**	YGWA-5D	**Sampled by**	Mark Chest
Purge Start	11:25	**Gallons Purged**	2.14	**Replicate/ Code No.**		**Color**	Clear
Purge End	12:00						

Time	Total Elapsed Minutes	Rate (mL/min)	Depth to Water (ft)	pH (standard units)	Specific Conductivity (µS/cm)	Turbidity (NTU)	Dissolved Oxygen (mg/L)	Temperature °C	Redox (mV)
11:25:00	00:00	200	21.96	6.77	198.80		4.08	20.0	184.74
11:26:00	00:17	200	21.96	6.80	198.26		2.67	19.2	34.77
11:31:00	05:17	200	22.99	7.46	223.19	0.02	0.14	17.9	-206.55
11:36:00	10:17	200	22.95	7.40	211.77	0.03	0.18	18.0	-225.81
11:41:00	15:17	200	22.95	7.36	208.20	0.02	0.20	18.3	-227.48
11:41:00	15:28	200	22.95	7.41	208.28	0.02	0.20	18.3	-229.94
11:46:00	20:28	200	22.95	7.40	206.51	0.02	0.21	18.0	-223.33
11:51:00	25:28	200	22.95	7.40	206.23	0.02	0.17	18.2	-220.02
11:56:00	30:28	200	22.95	7.40	205.72	0.02	0.19	18.2	-214.34
12:01:00	35:28	200	22.95	7.40	205.32	0.02	0.18	18.3	-211.56
12:06:00	40:28	200	22.95	7.40	205.22	0.02	0.19	18.3	-210.48

Constituent Sampled	Container	Number	Preservative
RAD Chem	1L Plastic	2	HNO3
TDS	500 mL Plastic	1	None
Metals	250 mL Plastic	1	HNO3
Cl, F, SO4	250 mL Plastic	1	None

Comments: None

Well Casing Volume Conversion

Well diameter (inches) = gallons per foot 1 = 0.04 1.5 = 0.09 2.5 = 0.26 3.5 = 0.50 6 = 1.47
1.25 = 0.06 2 = 0.16 3 = 0.37 4 = 0.65

Well Information

Well Location:

Well Locked at Arrival:

Condition of Well:

Well Locked at Departure:

Well Completion: NA

Key Number To Well: NA

Groundwater Sampling Form

Updated : 9/1/2022 10:02:42 PM -04:00

Project Number	30053438	**Well ID**	YGWA-17S			**Date**	08/30/2022
Project Location	AMA AP-3, A, B and B'		**Weather(°F)**	32 °C, Overcast, winds at mph.			
Measuring Pt. Description	Top of Inner Casing	**Screen Setting (ft-bmp)**	29.65	**Casing Diameter (in)**	2	**Well Casing Material**	PVC
Static Water Level (ft-bmp)	13.33	**Total Depth (ft-bmp)**	39.85	**Water Column(ft)**	26.52	**Gallons in Well**	4.31
MP Elevation	783.05	**Pump Intake (ft-bmp)**	35	**Purge Method**	Low-Flow	**Sample Method**	Low-Flow
Sample Time	15:40	**Well Volumes Purged**	0.31	**Sample ID**	YGWA-17S	**Sampled by**	Jessica Ware
Purge Start	15:11	**Gallons Purged**	1.32	**Replicate/ Code No.**		**Color**	Clear
Purge End	16:01						

Time	Total Elapsed Minutes	Rate (mL/min)	Depth to Water (ft)	pH (standard units)	Specific Conductivity (µS/cm)	Turbidity (NTU)	Dissolved Oxygen (mg/L)	Temperature °C	Redox (mV)
15:11:00	00:00	200	13.33	5.18	92.71		2.71	22.6	198.73
15:16:00	05:00	200	13.58	4.89	91.82	1.08	1.61	21.5	209.01
15:21:00	10:00	200	13.59	4.81	91.68	0.91	1.50	21.0	214.69
15:26:00	15:00	200	13.62	4.73	91.72	0.99	1.53	20.9	222.92
15:31:00	20:00	200	13.61	4.70	91.70	1.51	1.49	20.6	225.77
15:36:00	25:00	200	13.62	4.68	91.28	1.47	1.48	20.5	228.01

Constituent Sampled	Container	Number	Preservative
Metals	250mL HDPE Plastic	1	HNO3
Cl, F, SO4	250 mL Plastic	1	None
TDS	500 mL Plastic	1	None
RAD Chem	1L Plastic	2	HNO3

Comments: Sampled

Well Casing Volume Conversion

Well diameter (inches) = gallons per foot 1 = 0.04 1.5 = 0.09 2.5 = 0.26 3.5 = 0.50 6 = 1.47
1.25 = 0.06 2 = 0.16 3 = 0.37 4 = 0.65

Well Information

Well Location:

Condition of Well:

Well Completion: NA

Well Locked at Arrival:

Well Locked at Departure:

Key Number To Well: NA

Groundwater Sampling Form

Updated : 9/1/2022 10:02:47 PM -04:00

Project Number	30053438	**Well ID**	YGWA-18S			**Date**	08/30/2022
Project Location	AMA AP-3, A, B and B'		**Weather(°F)**	74 °F, Overcast, winds at mph.			
Measuring Pt. Description	Top of Inner Casing	**Screen Setting (ft-bmp)**	29.97	**Casing Diameter (in)**	2	**Well Casing Material**	PVC
Static Water Level (ft-bmp)	21.48	**Total Depth (ft-bmp)**	39.97	**Water Column(ft)**	18.49	**Gallons in Well**	3
MP Elevation	790.57	**Pump Intake (ft-bmp)**	35	**Purge Method**	Low-Flow	**Sample Method**	Low-Flow
Sample Time	10:10	**Well Volumes Purged**	0.40	**Sample ID**	YGWA-18S	**Sampled by**	Jessica Ware
Purge Start	09:37	**Gallons Purged**	1.19	**Replicate/ Code No.**		**Color**	Clear
Purge End	10:39						

Time	Total Elapsed Minutes	Rate (mL/min)	Depth to Water (in)	pH (standard units)	Specific Conductivity (µS/cm)	Turbidity (NTU)	Dissolved Oxygen (mg/L)	Temperature °C	Redox (mV)
09:37:00	00:00	150	21.92	6.54	65.89	0.81	8.20	22.5	152.66
09:42:00	05:00	150		5.35	51.04		2.93	19.9	196.80
09:47:00	10:00	150	21.9	5.27	50.58	0.77	2.35	19.7	205.05
09:52:00	15:00	150	21.93	5.22	49.98	0.24	2.38	19.1	210.39
09:57:00	20:00	150	21.98	5.18	49.93	0.29	1.98	19.0	215.27
10:02:00	25:00	150	21.9	5.19	49.89	0.35	1.89	19.7	215.28
10:07:00	30:00	150	21.94	5.18	49.48	0.20	1.92	19.0	217.25

Constituent Sampled	Container	Number	Preservative
RAD Chem	1L Plastic	2	HNO3
TDS	500 mL Plastic	1	None
Cl, F, SO4	250 mL Plastic	1	None
Metals	250mL HDPE Plastic	1	HNO3

Comments: Sampled

Well Casing Volume Conversion

Well diameter (inches) = gallons per foot 1 = 0.04 1.5 = 0.09 2.5 = 0.26 3.5 = 0.50 6 = 1.47
1.25 = 0.06 2 = 0.16 3 = 0.37 4 = 0.65

Well Information

Well Location:

Condition of Well:

Well Completion: NA

Well Locked at Arrival:

Well Locked at Departure:

Key Number To Well: NA

Groundwater Sampling Form

Updated : 9/1/2022 10:02:38 PM -04:00

Project Number	30053438	**Well ID**	YGWA-18I			**Date**	08/30/2022
Project Location	AMA AP-3, A, B and B'		**Weather(°F)**	76 °F, Overcast, winds at mph.			
Measuring Pt. Description	Top of Inner Casing	**Screen Setting (ft-bmp)**	69.67	**Casing Diameter (in)**	2	**Well Casing Material**	PVC
Static Water Level (ft-bmp)	24.46	**Total Depth (ft-bmp)**	79.97	**Water Column(ft)**	55.51	**Gallons in Well**	9.02
MP Elevation	790.57	**Pump Intake (ft-bmp)**	75	**Purge Method**	Low-Flow	**Sample Method**	Low-Flow
Sample Time	13:35	**Well Volumes Purged**	0.18	**Sample ID**	YGWA-18I	**Sampled by**	Jessica Ware
Purge Start	10:50	**Gallons Purged**	1.59	**Replicate/ Code No.**		**Color**	Clear
Purge End	14:04						

Time	Total Elapsed Minutes	Rate (mL/min)	Depth to Water (in)	pH (standard units)	Specific Conductivity (µS/cm)	Turbidity (NTU)	Dissolved Oxygen (mg/L)	Temperature °C	Redox (mV)
10:50:00	00:00	150	24.46	6.14	106.03		8.41	22.5	152.49
10:55:00	05:00	150	24.53	6.25	102.96	1.12	4.10	21.7	170.86
11:00:00	10:00	150	24.52	5.99	103.96	0.67	3.27	21.1	174.65
11:05:00	15:00	150	24.55	5.84	105.27	0.02	3.35	21.0	173.55
11:10:00	20:00	150	24.54	5.82	105.80	0.02	3.61	20.7	176.59
11:15:00	25:00	150	24.56	5.81	105.70	0.02	3.74	20.6	179.03
11:20:00	30:00	150	24.56	5.82	105.91		3.83	20.4	181.31
11:25:00	35:00	150	24.56	5.87	106.36		3.94	21.0	178.86
11:30:00	40:00	150	24.56	5.89	109.49		3.93	21.5	176.97

Constituent Sampled	Container	Number	Preservative
Metals	250mL HDPE Plastic	1	HNO3
TDS	500 mL Plastic	1	None
RAD Chem	1L Plastic	2	None
Cl, F, SO4	250 mL Plastic	1	None

Comments: Compressor broke at 1124. Last reading at 11:20 was stable (dtw 24.56, turb 0.02). Got new compressor from Field and sampled at 13:35. Ok-ed by Mark Chest 8/30.

Well Casing Volume Conversion

Well diameter (inches) = gallons per foot

1 = 0.04 1.5 = 0.09 2.5 = 0.26 3.5 = 0.50 6 = 1.47
1.25 = 0.06 2 = 0.16 3 = 0.37 4 = 0.65

Well Information

Well Location: _____

Condition of Well: _____

Well Completion: NA

Well Locked at Arrival: _____

Well Locked at Departure: _____

Key Number To Well: NA

Groundwater Sampling Form

Updated : 8/31/2022 1:51:50 PM -04:00

Project Number	30053438	**Well ID**	YGWA-20S			**Date**	08/31/2022
Project Location	AMA AP-3, A, B and B'		**Weather(°F)**	80 °F, , winds at mph.			
Measuring Pt. Description	Top of Inner Casing	**Screen Setting (ft-bmp)**	19.22	**Casing Diameter (in)**	2	**Well Casing Material**	PVC
Static Water Level (ft-bmp)	11.57	**Total Depth (ft-bmp)**	29.52	**Water Column(ft)**	17.95	**Gallons in Well**	2.92
MP Elevation	767.12	**Pump Intake (ft-bmp)**	24.5	**Purge Method**	Low-Flow	**Sample Method**	Low-Flow
Sample Time	12:57	**Well Volumes Purged**	0.34	**Sample ID**	YGWA-20S	**Sampled by**	Jessica Ware
Purge Start	12:23	**Gallons Purged**	0.99	**Replicate/ Code No.**		**Color**	Clear
Purge End	13:35						

Time	Total Elapsed Minutes	Rate (mL/min)	Depth to Water (ft)	pH (standard units)	Specific Conductivity (µS/cm)	Turbidity (NTU)	Dissolved Oxygen (mg/L)	Temperature °C	Redox (mV)
12:23:00	00:00	200	11.57	6.60	54.41	1.83	8.33	23.1	121.75
12:28:00	05:00	150	12.04	5.59	54.42	9.46	8.08	19.9	199.47
12:33:00	10:00	100	11.91	5.51	54.40	8.03	7.92	21.0	210.37
12:38:00	15:00	100	11.82	5.45	54.47	7.33	7.85	21.2	216.56
12:43:00	20:00	100	11.8	5.37	54.27	4.86	7.77	21.2	224.01
12:48:00	25:00	100	11.78	5.38	54.31	2.98	7.66	21.6	223.86
12:53:00	30:00	100	11.73	5.38	54.63	2.35	7.56	22.7	225.51

Constituent Sampled	Container	Number	Preservative
RAD Chem	1L Plastic	2	HNO3
Metals	250mL HDPE Plastic	1	HNO3
TDS	500 mL Plastic	1	None
Cl, F, SO4	250 mL Plastic	1	None

Comments: Sampled

Well Casing Volume Conversion

Well diameter (inches) = gallons per foot 1 = 0.04 1.5 = 0.09 2.5 = 0.26 3.5 = 0.50 6 = 1.47
1.25 = 0.06 2 = 0.16 3 = 0.37 4 = 0.65

Well Information

Well Location:

Condition of Well:

Well Completion: NA

Well Locked at Arrival:

Well Locked at Departure:

Key Number To Well: NA

Groundwater Sampling Form

Updated : 8/31/2022 2:06:34 PM -04:00

Project Number	30053438	**Well ID**	YGWA-21I			**Date**	08/30/2022
Project Location	AMA AP-3, A, B and B'		**Weather(°F)**	84.2 degrees F and Mostly Cloudy. The wind is blowing undefined at 0.0 mph.			
Measuring Pt. Description	Top of Inner Casing	**Screen Setting (ft-bmp)**	69.6	**Casing Diameter (in)**	2	**Well Casing Material**	PVC
Static Water Level (ft-bmp)	32.12	**Total Depth (ft-bmp)**	79.9	**Water Column(ft)**	47.78	**Gallons in Well**	7.76
MP Elevation	783.7	**Pump Intake (ft-bmp)**	75	**Purge Method**	Low-Flow	**Sample Method**	Low-Flow
Sample Time	14:30	**Well Volumes Purged**	0.31	**Sample ID**	YGWA-21I	**Sampled by**	Mark Chest
Purge Start	13:52	**Gallons Purged**	2.38	**Replicate/ Code No.**		**Color**	Clear
Purge End	14:27						

Time	Total Elapsed Minutes	Rate (mL/min)	Depth to Water (ft)	pH (standard units)	Specific Conductivity (µS/cm)	Turbidity (NTU)	Dissolved Oxygen (mg/L)	Temperature °C	Redox (mV)
13:52:00	00:00	300	32.12	7.45	175.48		7.87	32.5	157.78
13:57:00	05:00	250	35.55	7.08	197.65	2.22	0.28	21.0	-101.65
14:02:00	10:00	250	36	6.90	177.38	0.36	0.15	24.2	-98.85
14:07:00	15:00	250	36.12	6.82	170.35	0.02	0.16	22.1	-92.98
14:12:00	20:00	250	36.19	6.72	166.61	0.03	0.13	22.2	-92.82
14:17:00	25:00	250	36.27	6.64	161.22	0.02	0.12	22.3	-92.13
14:22:00	30:00	250	36.34	6.59	157.87	0.02	0.13	22.8	-91.59
14:27:00	35:00	250	36.41	6.58	155.91	0.00	0.13	23.4	-91.50

Constituent Sampled	Container	Number	Preservative
RAD Chem	1L Plastic	2	HNO3
TDS	500 mL Plastic	1	None
Metals	250 mL Plastic	1	HNO3
F, Cl, SO4	250 mL Plastic	1	None

Comments: None

Well Casing Volume Conversion

Well diameter (inches) = gallons per foot 1 = 0.04 1.5 = 0.09 2.5 = 0.26 3.5 = 0.50 6 = 1.47
1.25 = 0.06 2 = 0.16 3 = 0.37 4 = 0.65

Well Information

Well Location: _____ Well Locked at Arrival: _____

Condition of Well: _____ Well Locked at Departure: _____

Well Completion: NA Key Number To Well: NA

Groundwater Sampling Form

Updated : 8/31/2022 2:06:35 PM -04:00

Project Number	30053438	**Well ID**	YGWA-39			**Date**	08/31/2022
Project Location	AMA R6 CCR Landfill		**Weather(°F)**	84.6 degrees F and Clear. The wind is blowing N/NW at 6.9 mph.			
Measuring Pt. Description	Top of Inner Casing	**Screen Setting (ft-bmp)**	58.09	**Casing Diameter (in)**	2	**Well Casing Material**	PVC
Static Water Level (ft-bmp)	17.6	**Total Depth (ft-bmp)**	68.59	**Water Column(ft)**	50.99	**Gallons in Well**	8.29
MP Elevation	818.19	**Pump Intake (ft-bmp)**	63	**Purge Method**	Low-Flow	**Sample Method**	Low-Flow
Sample Time	13:50	**Well Volumes Purged**	0.25	**Sample ID**	YGWA-39	**Sampled by**	Mark Chest
Purge Start	13:06	**Gallons Purged**	2.11	**Replicate/ Code No.**		**Color**	Clear
Purge End	13:46						

Time	Total Elapsed Minutes	Rate (mL/min)	Depth to Water (ft)	pH (standard units)	Specific Conductivity (µS/cm)	Turbidity (NTU)	Dissolved Oxygen (mg/L)	Temperature °C	Redox (mV)
13:06:00	00:00	200	17.6	7.01	352.92		2.46	22.9	24.34
13:11:00	05:00	200	18.25	5.84	383.57	1.89	0.09	19.6	85.04
13:16:00	10:00	200	18.34	5.77	376.89	0.65	0.05	19.5	94.91
13:21:00	15:00	200	18.37	5.67	371.48	0.43	0.04	19.4	106.56
13:26:00	20:00	200	18.39	5.54	366.27	0.02	0.04	19.4	119.01
13:31:00	25:00	200	18.44	5.44	361.38	0.02	0.04	19.4	127.52
13:36:00	30:00	200	18.39	5.37	363.20	0.36	0.04	19.2	133.20
13:41:00	35:00	200	18.4	5.33	359.98	0.02	0.05	19.3	137.26
13:46:00	40:00	200	18.41	5.30	364.75	1.09	0.04	19.3	139.19

Constituent Sampled	Container	Number	Preservative
RAD Chem	1L Plastic	2	HNO3
TDS	500 mL Plastic	1	None
Metals	250 mL Plastic	1	HNO3
F,Cl,SO4	250 mL Plastic	1	None

Comments: None

Well Casing Volume Conversion

Well diameter (inches) = gallons per foot 1 = 0.04 1.5 = 0.09 2.5 = 0.26 3.5 = 0.50 6 = 1.47
1.25 = 0.06 2 = 0.16 3 = 0.37 4 = 0.65

Well Information

Well Location: _____ Well Locked at Arrival: _____

Condition of Well: _____ Well Locked at Departure: _____

Well Completion: NA Key Number To Well: NA

Groundwater Sampling Form

Updated : 9/2/2022 10:29:15 AM -04:00

Project Number	30053438	**Well ID**	YGWA-40			**Date**	08/31/2022
Project Location	AMA R6 CCR Landfill		**Weather(°F)**	84.6 degrees F and Clear. The wind is blowing N/NW at 6.9 mph.			
Measuring Pt. Description	Top of Inner Casing	**Screen Setting (ft-bmp)**	37.73	**Casing Diameter (in)**	2	**Well Casing Material**	PVC
Static Water Level (ft-bmp)	23.55	**Total Depth (ft-bmp)**	48.23	**Water Column(ft)**	24.68	**Gallons in Well**	4.01
MP Elevation	815.73	**Pump Intake (ft-bmp)**	42	**Purge Method**	Low-Flow	**Sample Method**	Low-Flow
Sample Time	16:40	**Well Volumes Purged**	0.40	**Sample ID**	YGWA-40	**Sampled by**	Mark Chest
Purge Start	16:06	**Gallons Purged**	1.59	**Replicate/ Code No.**		**Color**	Clear
Purge End	16:36						

Time	Total Elapsed Minutes	Rate (mL/min)	Depth to Water (ft)	pH (standard units)	Specific Conductivity (µS/cm)	Turbidity (NTU)	Dissolved Oxygen (mg/L)	Temperature °C	Redox (mV)
16:06:00	00:00	200		5.03	105.09		0.11	17.9	197.89
16:11:00	05:00	200	25.8	4.91	100.87	0.02	0.10	18.0	234.91
16:16:00	10:00	200	25.85	4.79	98.98	0.05	0.47	18.0	259.26
16:21:00	15:00	200	25.85	4.66	100.66	0.02	0.39	17.9	280.04
16:26:00	20:00	200	25.85	4.59	98.38	0.02	0.29	17.9	293.98
16:31:00	25:00	200	25.85	4.57	94.16	0.03	0.26	17.9	302.46
16:36:00	30:00	200	25.85	4.53	94.04	0.05	0.22	17.8	311.98

Constituent Sampled	Container	Number	Preservative
RAD Chem	1L Plastic	2	HNO3
TDS	500 mL Plastic	1	None
Metals	250 mL Plastic	1	HNO3
F, CL, SO4	250 mL Plastic	1	None

Comments: None

Well Casing Volume Conversion

Well diameter (inches) = gallons per foot 1 = 0.04 1.5 = 0.09 2.5 = 0.26 3.5 = 0.50 6 = 1.47
1.25 = 0.06 2 = 0.16 3 = 0.37 4 = 0.65

Well Information

Well Location:

Condition of Well:

Well Completion: NA

Well Locked at Arrival:

Well Locked at Departure:

Key Number To Well: NA

Groundwater Sampling Form

ARCADIS Design & Consultancy for natural and built assets

Updated : 8/31/2022 10:19:04 AM -04:00

Project Number	30053438	**Well ID**	YGWA-1I			**Date**	08/31/2022
Project Location	AP-2		**Weather(°F)**	71.1 degrees F and Cloudy. The wind is blowing N at 5.8 mph.			
Measuring Pt. Description	Top of Inner Casing	**Screen Setting (ft-bmp)**	43.3	**Casing Diameter (in)**	2	**Well Casing Material**	PVC
Static Water Level (ft-bmp)	37.23	**Total Depth (ft-bmp)**	53.6	**Water Column(ft)**	16.37	**Gallons in Well**	2.66
MP Elevation	836.6	**Pump Intake (ft-bmp)**	49	**Purge Method**	Low-Flow	**Sample Method**	Low-Flow
Sample Time	09:10	**Well Volumes Purged**	0.48	**Sample ID**	YGWA-1I	**Sampled by**	Khalil Carson
Purge Start	08:22	**Gallons Purged**	1.27	**Replicate/ Code No.**		**Color**	Clear
Purge End	10:17						

Time	Total Elapsed Minutes	Rate (mL/min)	Depth to Water (ft)	pH (standard units)	Specific Conductivity (µS/cm)	Turbidity (NTU)	Dissolved Oxygen (mg/L)	Temperature °C	Redox (mV)
08:22:00	00:00	150	37.23	5.68	89.49		6.59	22.6	186.55
08:27:00	05:00	150	38.18	5.65	86.30	0.53	5.29	20.0	141.15
08:28:00	05:29	100	37.23	5.61	88.39	0.53	5.02	19.9	139.26
08:33:00	10:29	100	38.22	5.74	88.86	0.94	4.68	20.5	112.33
08:38:00	15:29	100	38.27	5.66	84.27	0.61	4.82	20.7	110.40
08:43:00	20:29	100	38.32	5.49	78.81	0.11	4.94	20.7	121.58
08:48:00	25:29	100	38.36	5.63	77.52	0.27	5.14	20.7	118.66
08:53:00	30:29	100	38.4	5.56	76.06	0.33	5.28	20.6	125.51
08:58:00	35:29	100	38.45	5.70	75.25	0.41	5.38	20.7	120.61
09:03:00	40:29	100	38.49	5.67	74.70	0.27	5.34	20.7	124.88
09:08:00	45:29	100	38.49	5.64	74.31	0.69	5.46	20.8	129.78

Constituent Sampled	Container	Number	Preservative
RAD Chem	1L Plastic	2	HNO3
TDS	500 mL Plastic	1	None
C,F,SO4	250 mL Plastic	1	None
Metals	250 mL Plastic	1	HNO3

Comments: -

Well Casing Volume Conversion

Well diameter (inches) = gallons per foot

1 = 0.04 1.5 = 0.09 2.5 = 0.26 3.5 = 0.50 6 = 1.47
1.25 = 0.06 2 = 0.16 3 = 0.37 4 = 0.65

Well Information

Well Location: _____

Condition of Well: _____

Well Completion: NA

Well Locked at Arrival: _____

Well Locked at Departure: _____

Key Number To Well: NA

Groundwater Sampling Form

Updated : 9/8/2022 4:54:30 PM -04:00

Project Number	30053438	**Well ID**	YGWA-1D			**Date**	08/30/2022
Project Location	AP-2		**Weather(°F)**	75.6 degrees F and Cloudy. The wind is blowing undefined at 0.0 mph.			
Measuring Pt. Description	Top of Inner Casing	**Screen Setting (ft-bmp)**	78.05	**Casing Diameter (in)**	2	**Well Casing Material**	PVC
Static Water Level (ft-bmp)	49.39	**Total Depth (ft-bmp)**	128.85	**Water Column(ft)**	79.46	**Gallons in Well**	12.91
MP Elevation	837.25	**Pump Intake (ft-bmp)**	108	**Purge Method**	Low-Flow	**Sample Method**	Low-Flow
Sample Time	13:50	**Well Volumes Purged**	0.12	**Sample ID**	YGWA-1D	**Sampled by**	Khalil Carson
Purge Start	13:15	**Gallons Purged**	1.59	**Replicate/ Code No.**		**Color**	Clear
Purge End	14:30						

Time	Total Elapsed Minutes	Rate (mL/min)	Depth to Water (ft)	pH (standard units)	Specific Conductivity (µS/cm)	Turbidity (NTU)	Dissolved Oxygen (mg/L)	Temperature °C	Redox (mV)
13:15:00	00:00	200	145.6365	7.19	165.81		3.53	37.3	101.43
13:15:00	00:29	200	49.43	7.19	164.03		3.51	37.5	101.95
13:20:00	05:29	200	49.47	7.25	157.05	1.75	2.20	31.1	35.74
13:24:00	09:31	200	49.45	7.10	157.61	1.66	1.52	27.9	31.13
13:29:00	14:31	200	49.45	6.88	159.90	0.02	1.11	26.8	3.74
13:32:00	16:49	200	49.45	7.04	162.63		1.09	25.6	-16.24
13:37:00	21:49	200	49.45	7.11	163.02	1.71	0.98	25.2	-43.61
13:42:00	26:49	200	49.45	7.18	163.35	1.04	0.84	24.6	-59.45
13:47:00	31:49	200	49.45	7.20	161.94	0.66	0.78	24.4	-67.58

Constituent Sampled	Container	Number	Preservative
RAD Chem	1L Plastic	2	HNO3
TDS	500 mL Plastic	1	None
Cl,F,SO4	250 mL Plastic	1	None
Metals	250 mL Plastic	1	HNO3

Comments: -

Well Casing Volume Conversion

Well diameter (inches) = gallons per foot 1 = 0.04 1.5 = 0.09 2.5 = 0.26 3.5 = 0.50 6 = 1.47
1.25 = 0.06 2 = 0.16 3 = 0.37 4 = 0.65

Well Information

Well Location: _____ Well Locked at Arrival: _____

Condition of Well: _____ Well Locked at Departure: _____

Well Completion: NA Key Number To Well: NA

Groundwater Sampling Form

ARCADIS Design & Consultancy for natural and built assets

Updated : 8/30/2022 7:27:49 PM -

Project Number	30053438	**Well ID**	YGWA-2I			**Date**	08/30/2022
Project Location	AP-2		**Weather(°F)**	Cloudy temp 77			
Measuring Pt. Description	Top of Outer Casing	**Screen Setting (ft-bmp)**	53.45	**Casing Diameter (in)**	2	**Well Casing Material**	PVC
Static Water Level (ft-bmp)	44.5	**Total Depth (ft-bmp)**	63.75	**Water Column(ft)**	19.25	**Gallons in Well**	3.13
MP Elevation	866.25	**Pump Intake (ft-bmp)**	60	**Purge Method**	Low-Flow	**Sample Method**	Low-Flow
Sample Time	10:00	**Well Volumes Purged**	0.30	**Sample ID**	YGWA-2I	**Sampled by**	Khalil Carson
Purge Start	09:24	**Gallons Purged**	0.92	**Replicate/ Code No.**		**Color**	Clear
Purge End	11:43						

Time	Total Elapsed Minutes	Rate (mL/min)	Depth to Water (ft)	pH (standard units)	Specific Conductivity (µS/cm)	Turbidity (NTU)	Dissolved Oxygen (mg/L)	Temperature °C	Redox (mV)
9:24	00:00	200	44.5	7.10	173.92		8.48	23.4	178.94
9:29	05:00	200	45.65	6.83	180.62	2.33	4.00	20.9	-40.08
9:34	10:00	150	46.00	6.94	189.14	1.05	1.60	20.5	-72.2
9:39	15:00	50	46.38	7.01	189.31	0.41	1.13	21.3	-82.9
9:44	20:00	50	46.63	7.04	188.53	0.77	1.11	21.9	-89.1
9:49	25:00:00	50	46.71	7.05	186.33	1.76	1.04	22.4	-90.7
9:54	30:00:00	50	46.81	7.04	184.05	0.53	1.04	22.7	-87.2

Constituent Sampled	Container	Number	Preservative
RAD Chem	1L Plastic	2	HNO3
Metals	250 mL Plastic	1	HNO3
TDS	500 mL Plastic	1	None
Anions	250 mL Plastic	1	HNO3

Comments: -

Well Casing Volume Conversion

Well diameter (inches) = gallons per foot

1 = 0.04 1.5 = 0.09 2.5 = 0.26 3.5 = 0.50 6 = 1.47
1.25 = 0.06 2 = 0.16 3 = 0.37 4 = 0.65

Well Information

Well Location:

Condition of Well:

Well Completion: NA

Well Locked at Arrival:

Well Locked at Departure:

Key Number To Well: NA

Groundwater Sampling Form

ARCADIS Design & Consultancy for natural and built assets

Updated : 8/31/2022 1:51:49 PM -04:00

Project Number	30053438	**Well ID**	YGWA-3I			**Date**	08/31/2022
Project Location	AP-2		**Weather(°F)**	78 °F, Sunny, winds at mph.			
Measuring Pt. Description	Top of Inner Casing	**Screen Setting (ft-bmp)**	48.85	**Casing Diameter (in)**	2	**Well Casing Material**	PVC
Static Water Level (ft-bmp)	53.22	**Total Depth (ft-bmp)**	59.05	**Water Column(ft)**	5.83	**Gallons in Well**	0.95
MP Elevation	796.55	**Pump Intake (ft-bmp)**	54	**Purge Method**	Low-Flow	**Sample Method**	Low-Flow
Sample Time	10:54	**Well Volumes Purged**	2.05	**Sample ID**	YGWA-3I	**Sampled by**	Jessica Ware
Purge Start	10:02	**Gallons Purged**	1.95	**Replicate/ Code No.**		**Color**	Clear
Purge End	11:25						

Time	Total Elapsed Minutes	Rate (mL/min)	Depth to Water (ft)	pH (standard units)	Specific Conductivity (µS/cm)	Turbidity (NTU)	Dissolved Oxygen (mg/L)	Temperature °C	Redox (mV)
10:02:00	00:00	200	53.22	7.57	210.69	0.30	8.69	19.1	125.05
10:07:00	05:00	200	53.62	7.40	274.64	0.48	4.45	19.6	130.45
10:12:00	10:00	200	53.7	7.36	291.19	1.91	1.99	18.8	71.97
10:17:00	15:00	125	53.52	7.41	291.02	1.24	2.03	21.7	29.04
10:22:00	20:00	125	53.48	7.43	285.82	0.53	1.94	22.0	6.67
10:27:00	25:00	125	53.46	7.45	272.37	1.02	1.67	21.8	-19.80
10:32:00	30:00	125	53.44	7.46	258.51	0.67	1.44	22.1	-34.15
10:37:00	35:00	125	53.45	7.47	245.50	0.48	1.20	21.8	-44.37
10:42:00	40:00	125	53.46	7.47	235.31	0.27	1.05	21.8	-51.67
10:47:00	45:00	125	53.46	7.48	230.69	0.53	1.03	21.8	-54.62
10:52:00	50:00	125	53.47	7.49	228.11	0.40	1.08	21.9	-55.58

Constituent Sampled	Container	Number	Preservative
RAD Chem	1L Plastic	2	HNO3
Metals	250mL HDPE Plastic	1	HNO3
TDS	500 mL Plastic	1	None
Cl, F, SO4	250 mL Plastic	1	None

Comments: Sampled

Well Casing Volume Conversion

Well diameter (inches) = gallons per foot

1 = 0.04 1.5 = 0.09 2.5 = 0.26 3.5 = 0.50 6 = 1.47
1.25 = 0.06 2 = 0.16 3 = 0.37 4 = 0.65

Well Information

Well Location: _____

Condition of Well: _____

Well Completion: NA

Well Locked at Arrival: _____

Well Locked at Departure: _____

Key Number To Well: NA

Groundwater Sampling Form

Updated : 9/1/2022 10:02:45 PM -04:00

Project Number	30053438	**Well ID**	YGWA-3D			**Date**	08/31/2022
Project Location	AP-2		**Weather(°F)**	32 °F, , winds at mph.			
Measuring Pt. Description	Top of Inner Casing	**Screen Setting (ft-bmp)**	83.88	**Casing Diameter (in)**	2	**Well Casing Material**	PVC
Static Water Level (ft-bmp)	30.3	**Total Depth (ft-bmp)**	134.18	**Water Column(ft)**	103.88	**Gallons in Well**	16.88
MP Elevation	796.78	**Pump Intake (ft-bmp)**	113	**Purge Method**	Low-Flow	**Sample Method**	Low-Flow
Sample Time	09:30	**Well Volumes Purged**	0.07	**Sample ID**	YGWA-3D	**Sampled by**	Jessica Ware
Purge Start	08:57	**Gallons Purged**	1.19	**Replicate/ Code No.**		**Color**	Clear
Purge End	10:01						

Time	Total Elapsed Minutes	Rate (mL/min)	Depth to Water (ft)	pH (standard units)	Specific Conductivity (µS/cm)	Turbidity (NTU)	Dissolved Oxygen (mg/L)	Temperature °C	Redox (mV)
08:57:00	00:00	150	30.3	7.68	227.11		8.62	22.6	193.29
09:02:00	05:00	150	30.33	6.91	222.28	0.69	2.37	20.4	10.36
09:07:00	10:00	150	30.34	7.16	223.33	0.83	1.07	20.0	-40.45
09:12:00	15:00	150	30.32	7.45	222.32	0.60	0.70	19.5	-59.28
09:17:00	20:00	150	30.35	7.57	222.71	0.28	0.63	19.2	-73.91
09:22:00	25:00	150	30.36	7.62	222.83	0.02	0.62	19.4	-89.84
09:27:00	30:00	150	30.33	7.65	222.81	0.13	0.54	19.5	-102.82

Constituent Sampled	Container	Number	Preservative
Metals	250mL HDPE Plastic	1	HNO3
RAD Chem	1L Plastic	2	HNO3
TDS	500 mL Plastic	1	None
Cl, F, SO4	250 mL Plastic	1	None

Comments: Sampled

Well Casing Volume Conversion

Well diameter (inches) = gallons per foot 1 = 0.04 1.5 = 0.09 2.5 = 0.26 3.5 = 0.50 6 = 1.47
1.25 = 0.06 2 = 0.16 3 = 0.37 4 = 0.65

Well Information

Well Location:

Condition of Well:

Well Completion: NA

Well Locked at Arrival:

Well Locked at Departure:

Key Number To Well: NA

Groundwater Sampling Form

ARCADIS Design & Consultancy for natural and built assets

Updated : 9/1/2022 3:43:23 PM -04:00

Project Number	30053438	**Well ID**	YGWA-14S			**Date**	08/31/2022
Project Location	AP-2		**Weather(°F)**	83.7 degrees F and Clear. The wind is blowing N at 8.1 mph.			
Measuring Pt. Description	Top of Inner Casing	**Screen Setting (ft-bmp)**	24.66	**Casing Diameter (in)**	2	**Well Casing Material**	PVC
Static Water Level (ft-bmp)	20.24	**Total Depth (ft-bmp)**	34.96	**Water Column(ft)**	14.72	**Gallons in Well**	2.39
MP Elevation	748.76	**Pump Intake (ft-bmp)**	30	**Purge Method**	Low-Flow	**Sample Method**	Low-Flow
Sample Time	14:15	**Well Volumes Purged**	1.03	**Sample ID**	YGWA-14S	**Sampled by**	Khalil Carson
Purge Start	13:10	**Gallons Purged**	2.47	**Replicate/ Code No.**		**Color**	Clear
Purge End	15:07						

Time	Total Elapsed Minutes	Rate (mL/min)	Depth to Water (ft)	pH (standard units)	Specific Conductivity (µS/cm)	Turbidity (NTU)	Dissolved Oxygen (mg/L)	Temperature °C	Redox (mV)
13:10:00	00:00	150	20.24	5.15	69.74		7.46	27.3	185.16
13:15:00	05:00	150	20.34	4.84	61.05	0.02	6.85	27.9	213.44
13:20:00	09:46	150	20.34	4.87	66.68	0.02	6.14	27.6	224.17
13:25:00	14:46	150	20.34	4.83	65.63	0.08	5.95	27.2	234.74
13:30:00	19:46	150	20.34	4.76	65.77	0.02	5.93	27.0	249.59
13:35:00	24:46	150	20.34	4.88	54.89	0.02	5.94	26.9	246.66
13:40:00	29:46	150	20.34	4.96	61.81	0.02	5.88	26.9	246.23
13:45:00	34:46	150	20.34	5.01	64.18	0.20	5.77	27.2	248.56
13:50:00	39:46	150	20.34	4.67	63.07	0.69	5.72	27.2	267.44
13:55:00	44:46	150	20.34	4.88	54.79	1.89	5.73	27.2	264.42
13:58:00	47:24	150	20.34	4.94	64.26	1.89	5.86	26.8	299.77
14:03:00	52:24	150	20.34	5.06	57.06	0.02	5.74	27.2	273.52
14:08:00	57:24	150	20.34	5.12	55.34	0.18	5.79	27.1	269.07
14:13:00	02:24	150	20.34	5.15	57.24	0.24	5.75	27.0	268.37

Constituent Sampled	Container	Number	Preservative
Metals	250 mL Plastic	1	HNO3
RAD Chem	1L Plastic	2	HNO3
TDS	500 mL Plastic	1	None
Cl,F,SO4	250 mL Plastic	1	None

Comments: -

Well Casing Volume Conversion

Well diameter (inches) = gallons per foot

1 = 0.04 1.5 = 0.09 2.5 = 0.26 3.5 = 0.50 6 = 1.47
1.25 = 0.06 2 = 0.16 3 = 0.37 4 = 0.65

Well Information

Groundwater Sampling Form

Updated : 9/1/2022 3:43:22 PM -04:00

Project Number	30053438	**Well ID**	YGWA-30I			**Date**	08/31/2022
Project Location	AP-2		**Weather(°F)**	Partly cloudy 81			
Measuring Pt. Description	Top of Inner Casing	**Screen Setting (ft-bmp)**	49.18	**Casing Diameter (in)**	2	**Well Casing Material**	PVC
Static Water Level (ft-bmp)	43.86	**Total Depth (ft-bmp)**	59.48	**Water Column(ft)**	15.62	**Gallons in Well**	2.54
MP Elevation	762.58	**Pump Intake (ft-bmp)**	54.5	**Purge Method**	Low-Flow	**Sample Method**	Low-Flow
Sample Time	11:30	**Well Volumes Purged**	0.67	**Sample ID**	YGWA-30I	**Sampled by**	Khalil Carson
Purge Start	10:44	**Gallons Purged**	1.70	**Replicate/ Code No.**		**Color**	Clear
Purge End	12:00						

Time	Total Elapsed Minutes	Rate (mL/min)	Depth to Water (ft)	pH (standard units)	Specific Conductivity (µS/cm)	Turbidity (NTU)	Dissolved Oxygen (mg/L)	Temperature °C	Redox (mV)
10:44:00	00:00	150	44.36	6.64	58.07		8.59	24.5	133.57
10:49:00	05:00	150	44.36	6.63	59.21	1.32	8.48	25.9	121.26
10:55:00	10:49	150	43.9	6.71	58.93	0.71	8.27	27.4	152.70
10:57:00	12:53	150	43.9	6.60	55.09	1.12	8.58	27.2	161.79
11:02:00	17:53	150	43.9	6.13	53.46	1.31	7.97	26.4	148.39
11:07:00	22:53	150	43.9	5.58	54.11	0.81	7.48	25.8	178.08
11:12:00	27:53	150	43.9	5.74	54.08	0.85	7.38	25.2	175.12
11:17:00	32:53	150	43.9	5.78	54.88	0.02	7.25	25.1	178.57
11:22:00	37:53	150	43.9	5.84	54.83	0.14	7.14	25.2	180.65
11:27:00	42:53	150	43.9	5.87	54.57	0.41	7.07	25.4	182.89

Constituent Sampled	Container	Number	Preservative
RAD Chem	1L Plastic	2	HNO3
Metals	125 mL Plastic	1	HNO3
TDS	250 mL Plastic	1	None
C,FL,SO4	125 mL Plastic	1	None

Comments: —

Well Casing Volume Conversion

Well diameter (inches) = gallons per foot

1 = 0.04 1.5 = 0.09 2.5 = 0.26 3.5 = 0.50 6 = 1.47
1.25 = 0.06 2 = 0.16 3 = 0.37 4 = 0.65

Well Information

Well Location:

Condition of Well:

Well Completion: NA

Well Locked at Arrival:

Well Locked at Departure:

Key Number To Well: NA

Groundwater Sampling Form

Updated : 8/30/2022 7:53:59 PM -04:00

Project Number	30052922	**Well ID**	GWA-2			**Date**	08/30/2022
Project Location	Gypsum Landfill		**Weather(°F)**	72.0 degrees F and Fog. The wind is blowing E/SE at 4.7 mph.			
Measuring Pt. Description	Top of Inner Casing	**Screen Setting (ft-bmp)**	42.1	**Casing Diameter (in)**	2	**Well Casing Material**	PVC
Static Water Level (ft-bmp)	36.28	**Total Depth (ft-bmp)**	52.13	**Water Column(ft)**	15.85	**Gallons in Well**	2.58
MP Elevation	805.62	**Pump Intake (ft-bmp)**	47	**Purge Method**	Low-Flow	**Sample Method**	Low-Flow
Sample Time	10:05	**Well Volumes Purged**	0.20	**Sample ID**	GWA-2	**Sampled by**	Jake Swanson
Purge Start	09:34	**Gallons Purged**	0.53	**Replicate/ Code No.**		**Color**	Clear
Purge End	09:54						

Time	Total Elapsed Minutes	Rate (mL/min)	Depth to Water (ft)	pH (standard units)	Specific Conductivity (µS/cm)	Turbidity (NTU)	Dissolved Oxygen (mg/L)	Temperature °C	Redox (mV)
09:34:00	00:00	100	36.28	5.79	189.14	0.77	1.60	20.5	-72.17
09:39:00	05:00	100	36.81	5.49	189.31	0.22	1.13	21.3	-82.91
09:44:00	10:00	100	36.9	5.35	188.53	0.31	1.11	21.0	-89.15
09:49:00	15:00	100	36.96	5.35	186.33	0.36	1.04	20.8	-90.65
09:54:00	20:00	100	37.03	5.39	184.04	0.43	1.04	20.8	-87.16

Constituent Sampled	Container	Number	Preservative
RAD Chem	1L Plastic	2	HNO3
Metals	250 mL Plastic	1	HNO3
Chloride,F, SO4	250 mL Plastic	1	None
TDS	500 mL Plastic	1	None

Comments: Upgradient well

Well Casing Volume Conversion

Well diameter (inches) = gallons per foot 1 = 0.04 1.5 = 0.09 2.5 = 0.26 3.5 = 0.50 6 = 1.47
1.25 = 0.06 2 = 0.16 3 = 0.37 4 = 0.65

Well Information

Well Location: _____ Well Locked at Arrival: _____

Condition of Well: _____ Well Locked at Departure: _____

Well Completion: NA Key Number To Well: NA

Groundwater Sampling Form

Updated : 8/31/2022 1:26:36 PM -04:00

Project Number	30052922	**Well ID**	YGWA-47			**Date**	08/31/2022
Project Location	AP-1		**Weather(°F)**	73 sunny			
Measuring Pt. Description	Top of Inner Casing	**Screen Setting (ft-bmp)**	49.4	**Casing Diameter (in)**	2	**Well Casing Material**	PVC
Static Water Level (ft-bmp)	34.18	**Total Depth (ft-bmp)**	59.19	**Water Column(ft)**	25.01	**Gallons in Well**	4.06
MP Elevation	758.22	**Pump Intake (ft-bmp)**	54	**Purge Method**	Low-Flow	**Sample Method**	Low-Flow
Sample Time	09:15	**Well Volumes Purged**	0.20	**Sample ID**	YGWA-47	**Sampled by**	Jake Swanson
Purge Start	08:47	**Gallons Purged**	0.79	**Replicate/ Code No.**		**Color**	Clear
Purge End	09:07						

Time	Total Elapsed Minutes	Rate (mL/min)	Depth to Water (ft)	pH (standard units)	Specific Conductivity (µS/cm)	Turbidity (NTU)	Dissolved Oxygen (mg/L)	Temperature °C	Redox (mV)
08:47:00	00:00	150	34.18	6.58	151.49	2.88	7.95	22.6	181.33
08:52:00	05:00	150	34.74	5.33	132.46	3.07	3.82	19.5	191.39
08:57:00	10:00	150	34.75	5.26	129.13	0.96	3.62	19.2	193.14
09:02:00	15:00	150	34.77	5.28	129.79	0.89	3.53	19.0	188.90
09:07:00	20:00	150	34.79	5.32	135.11	0.02	3.44	19.1	185.05

Constituent Sampled	Container	Number	Preservative
RAD Chem	1L Plastic	2	HNO3
Metals	250 mL Plastic	1	HNO3
Chloride,F, SO4	250 mL Plastic	1	None
TDS	500 mL Plastic	1	None

Comments: None

Well Casing Volume Conversion

Well diameter (inches) = gallons per foot 1 = 0.04 1.5 = 0.09 2.5 = 0.26 3.5 = 0.50 6 = 1.47
1.25 = 0.06 2 = 0.16 3 = 0.37 4 = 0.65

Well Information

Well Location: _____ Well Locked at Arrival: _____

Condition of Well: _____ Well Locked at Departure: _____

Well Completion: NA Key Number To Well: NA

Groundwater Gauging Well Inspection Report

ARCADIS Design & Consultancy for natural and built assets

Project Location:	Gypsum Landfill
Permit Number:	
Well ID:	GWA-2
Person Gauging:	Jake Swanson
Date:	8/29/2022
Time:	09:39:00

			Yes	No	N/A
1	Location Identification:				
	a	Is the well visible and accessible?	☑	☐	☐
	b	Is the well properly identified with the correct well ID?	☑	☐	☐
	c	Is the well in a high traffic area and does the well require protection from traffic?	☐	☑	☐
	d	Is the drainage around the well acceptable? (no standing water, nor is well located in obvious drainage flow path)	☑	☐	☐
2	Protective Casing:				
	a	Is the protective casing free from apparent damage and able to be secured?	☑	☐	☐
	b	Is the casing free of degradation or deterioration?	☑	☐	☐
	c	Does the casing have a functioning weep hole?	☑	☐	☐
	d	Is the annular space between casings clear of debris and water, or filled with pea gravel/sand?	☑	☐	☐
3	Surface Pad				
	a	Is the well pad in good condition (not cracked or broken)?	☑	☐	☐
	b	Is the well pad sloped away from the protective casing?	☑	☐	☐
	c	Is the well pad in complete contact with the protective casing?	☑	☐	☐
	d	Is the well pad in complete contact with the ground surface and stable? (not undermined by erosion, animal burrows, and does not move when stepped on)	☑	☐	☐
	e	Is the pad surface clean (not covered with sediment or debris)?	☑	☐	☐
4	Internal Casing				
	a	Does the cap prevent entry of foreign material into the well?	☑	☐	☐
	b	Is the casing free of kinks or bends, or any obstructions from foreign objects (such as bailers)?	☑	☐	☐
	c	Is the well properly vented for equilibration of air pressure?	☑	☐	☐
	d	Is the survey point clearly marked on the inner casing?	☑	☐	☐
	e	Is the depth of the well consistent with the original well log?	☑	☐	☐
	f	Is the casing stable? (or does the pvc move easily when touched or can it be taken apart by hand due to lack of grout or use of slip couplings in construction)	☑	☐	☐
5	Sampling: Groundwater Wells Only:				
	a	Does well recharge adequately when purged?	☑	☐	☐
	b	If dedicated sampling equipment installed, is it in good condition and specified in the approved groundwater plan for the facility?	☑	☐	☐
	c	Does the well require redevelopment (low flow, turbid)?	☐	☑	☐
6	Based on your professional judgement, is the well construction / location:				
		appropriate to 1) achieve the objectives of the Groundwater Monitoring Program	☑	☐	☐
		and 2) comply with the applicable regulatory requirements?	☑	☐	☐
7	Corrective actions as needed, by date:				
	Cut vegetation				
8	Date by when corrective actions are needed:				

Groundwater Gauging Well Inspection Report

ARCADIS Design & Consultancy for natural and built assets

Project Location:	AP-1
Permit Number:	
Well ID:	YGWA-47
Person Gauging:	David Prouty
Date:	8/29/2022
Time:	10:23:00

			Yes	No	N/A
1	Location Identification:				
	a	Is the well visible and accessible?	☑	☐	☐
	b	Is the well properly identified with the correct well ID?	☑	☐	☐
	c	Is the well in a high traffic area and does the well require protection from traffic?	☑	☐	☐
	d	Is the drainage around the well acceptable? (no standing water, nor is well located in obvious	☑	☐	☐
2	Protective Casing:				
	a	Is the protective casing free from apparent damage and able to be secured?	☑	☐	☐
	b	Is the casing free of degradation or deterioration?	☑	☐	☐
	c	Does the casing have a functioning weep hole?	☑	☐	☐
	d	Is the annular space between casings clear of debris and water, or filled with pea gravel/sand?	☑	☐	☐
3	Surface Pad				
	a	Is the well pad in good condition (not cracked or broken)?	☑	☐	☐
	b	Is the well pad sloped away from the protective casing?	☑	☐	☐
	c	Is the well pad in complete contact with the protective casing?	☑	☐	☐
	d	Is the well pad in complete contact with the ground surface and stable? (not undermined by erosion,	☑	☐	☐
	e	Is the pad surface clean (not covered with sediment or debris)?	☑	☐	☐
4	Internal Casing				
	a	Does the cap prevent entry of foreign material into the well?	☑	☐	☐
	b	Is the casing free of kinks or bends, or any obstructions from foreign objects (such as bailers)?	☑	☐	☐
	c	Is the well properly vented for equilibration of air pressure?	☑	☐	☐
	d	Is the survey point clearly marked on the inner casing?	☑	☐	☐
	e	Is the depth of the well consistent with the original well log?	☑	☐	☐
	f	Is the casing stable? (or does the pvc move easily when touched or can it be taken apart by hand	☑	☐	☐
5	Sampling: Groundwater Wells Only:				
	a	Does well recharge adequately when purged?	☑	☐	☐
	b	If dedicated sampling equipment installed, is it in good condition and specified in the approved	☑	☐	☐
	c	Does the well require redevelopment (low flow, turbid)?	☐	☑	☐
6	Based on your professional judgement, is the well construction / location:				
		appropriate to 1) achieve the objectives of the Groundwater Monitoring Program	☑	☐	☐
		and 2) comply with the applicable regulatory requirements?	☑	☐	☐
7	Corrective actions as needed, by date:				
	Cut vegetation				
8	Date by when corrective actions are needed:				

Groundwater Gauging Well Inspection Report

ARCADIS Design & Consultancy for natural and built assets

Project Location:	AP-2
Permit Number:	
Well ID:	YGWA-30I
Person Gauging:	Jake Swanson
Date:	8/29/2022
Time:	12:49:00

			Yes	No	N/A
1	Location Identification:				
	a	Is the well visible and accessible?	☑	☐	☐
	b	Is the well properly identified with the correct well ID?	☑	☐	☐
	c	Is the well in a high traffic area and does the well require protection from traffic?	☐	☑	☐
	d	Is the drainage around the well acceptable? (no standing water, nor is well located in obvious drainage flow path)	☑	☐	☐
2	Protective Casing:				
	a	Is the protective casing free from apparent damage and able to be secured?	☑	☐	☐
	b	Is the casing free of degradation or deterioration?	☑	☐	☐
	c	Does the casing have a functioning weep hole?	☑	☐	☐
	d	Is the annular space between casings clear of debris and water, or filled with pea gravel/sand?	☑	☐	☐
3	Surface Pad				
	a	Is the well pad in good condition (not cracked or broken)?	☑	☐	☐
	b	Is the well pad sloped away from the protective casing?	☑	☐	☐
	c	Is the well pad in complete contact with the protective casing?	☑	☐	☐
	d	Is the well pad in complete contact with the ground surface and stable? (not undermined by erosion, animal burrows, and does not move when stepped on)	☑	☐	☐
	e	Is the pad surface clean (not covered with sediment or debris)?	☑	☐	☐
4	Internal Casing				
	a	Does the cap prevent entry of foreign material into the well?	☑	☐	☐
	b	Is the casing free of kinks or bends, or any obstructions from foreign objects (such as bailers)?	☑	☐	☐
	c	Is the well properly vented for equilibration of air pressure?	☑	☐	☐
	d	Is the survey point clearly marked on the inner casing?	☑	☐	☐
	e	Is the depth of the well consistent with the original well log?	☑	☐	☐
	f	Is the casing stable? (or does the pvc move easily when touched or can it be taken apart by hand due to lack of grout or use of slip couplings in construction)	☑	☐	☐
5	Sampling: Groundwater Wells Only:				
	a	Does well recharge adequately when purged?	☑	☐	☐
	b	If dedicated sampling equipment installed, is it in good condition and specified in the approved groundwater plan for the facility?	☑	☐	☐
	c	Does the well require redevelopment (low flow, turbid)?	☐	☑	☐
6	Based on your professional judgement, is the well construction / location:				
		appropriate to 1) achieve the objectives of the Groundwater Monitoring Program	☑	☐	☐
		and 2) comply with the applicable regulatory requirements?	☑	☐	☐
7	Corrective actions as needed, by date:				
	Cut vegetation				
8	Date by when corrective actions are needed:				

Groundwater Gauging Well Inspection Report

ARCADIS Design & Consultancy for natural and built assets

Project Location:	AP-2
Permit Number:	
Well ID:	YGWA-14S
Person Gauging:	Jake Swanson
Date:	8/29/2022
Time:	12:39:00

			Yes	No	N/A
1	Location Identification:				
	a	Is the well visible and accessible?	☑	☐	☐
	b	Is the well properly identified with the correct well ID?	☑	☐	☐
	c	Is the well in a high traffic area and does the well require protection from traffic?	☐	☑	☐
	d	Is the drainage around the well acceptable? (no standing water, nor is well located in obvious drainage flow path)	☑	☐	☐
2	Protective Casing:				
	a	Is the protective casing free from apparent damage and able to be secured?	☑	☐	☐
	b	Is the casing free of degradation or deterioration?	☑	☐	☐
	c	Does the casing have a functioning weep hole?	☑	☐	☐
	d	Is the annular space between casings clear of debris and water, or filled with pea gravel/sand?	☑	☐	☐
3	Surface Pad				
	a	Is the well pad in good condition (not cracked or broken)?	☑	☐	☐
	b	Is the well pad sloped away from the protective casing?	☑	☐	☐
	c	Is the well pad in complete contact with the protective casing?	☑	☐	☐
	d	Is the well pad in complete contact with the ground surface and stable? (not undermined by erosion, animal burrows, and does not move when stepped on)	☑	☐	☐
	e	Is the pad surface clean (not covered with sediment or debris)?	☑	☐	☐
4	Internal Casing				
	a	Does the cap prevent entry of foreign material into the well?	☑	☐	☐
	b	Is the casing free of kinks or bends, or any obstructions from foreign objects (such as bailers)?	☑	☐	☐
	c	Is the well properly vented for equilibration of air pressure?	☑	☐	☐
	d	Is the survey point clearly marked on the inner casing?	☑	☐	☐
	e	Is the depth of the well consistent with the original well log?	☑	☐	☐
	f	Is the casing stable? (or does the pvc move easily when touched or can it be taken apart by hand due to lack of grout or use of slip couplings in construction)	☑	☐	☐
5	Sampling: Groundwater Wells Only:				
	a	Does well recharge adequately when purged?	☑	☐	☐
	b	If dedicated sampling equipment installed, is it in good condition and specified in the approved groundwater plan for the facility?	☑	☐	☐
	c	Does the well require redevelopment (low flow, turbid)?	☐	☑	☐
6	Based on your professional judgement, is the well construction / location:				
		appropriate to 1) achieve the objectives of the Groundwater Monitoring Program	☑	☐	☐
		and 2) comply with the applicable regulatory requirements?	☑	☐	☐
7	Corrective actions as needed, by date:				
	Cut vegetation				
8	Date by when corrective actions are needed:				

Groundwater Gauging Well Inspection Report

ARCADIS Design & Consultancy for natural and built assets

Project Location:	AMA AP-3, A, B and B'
Permit Number:	
Well ID:	YGWA-21I
Person Gauging:	Jessica Ware
Date:	8/29/2022
Time:	09:48:00

			Yes	No	N/A
1	Location Identification:				
	a	Is the well visible and accessible?	☑	☐	☐
	b	Is the well properly identified with the correct well ID?	☑	☐	☐
	c	Is the well in a high traffic area and does the well require protection from traffic?	☐	☑	☐
	d	Is the drainage around the well acceptable? (no standing water, nor is well located in obvious drainage flow path)	☑	☐	☐
2	Protective Casing:				
	a	Is the protective casing free from apparent damage and able to be secured?	☑	☐	☐
	b	Is the casing free of degradation or deterioration?	☑	☐	☐
	c	Does the casing have a functioning weep hole?	☑	☐	☐
	d	Is the annular space between casings clear of debris and water, or filled with pea gravel/sand?	☑	☐	☐
3	Surface Pad				
	a	Is the well pad in good condition (not cracked or broken)?	☑	☐	☐
	b	Is the well pad sloped away from the protective casing?	☑	☐	☐
	c	Is the well pad in complete contact with the protective casing?	☑	☐	☐
	d	Is the well pad in complete contact with the ground surface and stable? (not undermined by erosion, animal burrows, and does not move when stepped on)	☑	☐	☐
	e	Is the pad surface clean (not covered with sediment or debris)?	☑	☐	☐
4	Internal Casing				
	a	Does the cap prevent entry of foreign material into the well?	☑	☐	☐
	b	Is the casing free of kinks or bends, or any obstructions from foreign objects (such as bailers)?	☑	☐	☐
	c	Is the well properly vented for equilibration of air pressure?	☑	☐	☐
	d	Is the survey point clearly marked on the inner casing?	☑	☐	☐
	e	Is the depth of the well consistent with the original well log?	☑	☐	☐
	f	Is the casing stable? (or does the pvc move easily when touched or can it be taken apart by hand due to lack of grout or use of slip couplings in construction)	☑	☐	☐
5	Sampling: Groundwater Wells Only:				
	a	Does well recharge adequately when purged?	☐	☐	☐
	b	If dedicated sampling equipment installed, is it in good condition and specified in the approved groundwater plan for the facility?	☐	☐	☐
	c	Does the well require redevelopment (low flow, turbid)?	☐	☐	☐
6	Based on your professional judgement, is the well construction / location:				
		appropriate to 1) achieve the objectives of the Groundwater Monitoring Program	☑	☐	☐
		and 2) comply with the applicable regulatory requirements?	☑	☐	☐
7	Corrective actions as needed, by date:				
8	Date by when corrective actions are needed:				

Groundwater Gauging Well Inspection Report

ARCADIS Design & Consultancy for natural and built assets

Project Location:	AMA R6 CCR Landfill
Permit Number:	
Well ID:	YGWA-39
Person Gauging:	Jessica Ware
Date:	8/29/2022
Time:	13:12:00

			Yes	No	N/A
1	Location Identification:				
	a	Is the well visible and accessible?	☑	☐	☐
	b	Is the well properly identified with the correct well ID?	☑	☐	☐
	c	Is the well in a high traffic area and does the well require protection from traffic?	☐	☑	☐
	d	Is the drainage around the well acceptable? (no standing water, nor is well located in obvious drainage flow path)	☑	☐	☐
2	Protective Casing:				
	a	Is the protective casing free from apparent damage and able to be secured?	☑	☐	☐
	b	Is the casing free of degradation or deterioration?	☑	☐	☐
	c	Does the casing have a functioning weep hole?	☑	☐	☐
	d	Is the annular space between casings clear of debris and water, or filled with pea gravel/sand?	☑	☐	☐
3	Surface Pad				
	a	Is the well pad in good condition (not cracked or broken)?	☑	☐	☐
	b	Is the well pad sloped away from the protective casing?	☑	☐	☐
	c	Is the well pad in complete contact with the protective casing?	☑	☐	☐
	d	Is the well pad in complete contact with the ground surface and stable? (not undermined by erosion, animal burrows, and does not move when stepped on)	☑	☐	☐
	e	Is the pad surface clean (not covered with sediment or debris)?	☑	☐	☐
4	Internal Casing				
	a	Does the cap prevent entry of foreign material into the well?	☑	☐	☐
	b	Is the casing free of kinks or bends, or any obstructions from foreign objects (such as bailers)?	☑	☐	☐
	c	Is the well properly vented for equilibration of air pressure?	☑	☐	☐
	d	Is the survey point clearly marked on the inner casing?	☑	☐	☐
	e	Is the depth of the well consistent with the original well log?	☑	☐	☐
	f	Is the casing stable? (or does the pvc move easily when touched or can it be taken apart by hand due to lack of grout or use of slip couplings in construction)	☑	☐	☐
5	Sampling: Groundwater Wells Only:				
	a	Does well recharge adequately when purged?	☑	☐	☐
	b	If dedicated sampling equipment installed, is it in good condition and specified in the approved groundwater plan for the facility?	☑	☐	☐
	c	Does the well require redevelopment (low flow, turbid)?	☐	☑	☐
6	Based on your professional judgement, is the well construction / location:				
		appropriate to 1) achieve the objectives of the Groundwater Monitoring Program	☑	☐	☐
		and 2) comply with the applicable regulatory requirements?	☑	☐	☐
7	Corrective actions as needed, by date:				
8	Date by when corrective actions are needed:				

Groundwater Gauging Well Inspection Report

ARCADIS Design & Consultancy for natural and built assets

Project Location:	AMA R6 CCR Landfill
Permit Number:	
Well ID:	YGWA-40
Person Gauging:	Jessica Ware
Date:	8/29/2022
Time:	12:52:00

			Yes	No	N/A
1	Location Identification:				
	a	Is the well visible and accessible?	☐	☑	☐
	b	Is the well properly identified with the correct well ID?	☑	☐	☐
	c	Is the well in a high traffic area and does the well require protection from traffic?	☑	☐	☐
	d	Is the drainage around the well acceptable? (no standing water, nor is well located in obvious drainage flow path)	☑	☐	☐
2	Protective Casing:				
	a	Is the protective casing free from apparent damage and able to be secured?	☑	☐	☐
	b	Is the casing free of degradation or deterioration?	☑	☐	☐
	c	Does the casing have a functioning weep hole?	☑	☐	☐
	d	Is the annular space between casings clear of debris and water, or filled with pea gravel/sand?	☑	☐	☐
3	Surface Pad				
	a	Is the well pad in good condition (not cracked or broken)?	☑	☐	☐
	b	Is the well pad sloped away from the protective casing?	☑	☐	☐
	c	Is the well pad in complete contact with the protective casing?	☑	☐	☐
	d	Is the well pad in complete contact with the ground surface and stable? (not undermined by erosion, animal burrows, and does not move when stepped on)	☑	☐	☐
	e	Is the pad surface clean (not covered with sediment or debris)?	☑	☐	☐
4	Internal Casing				
	a	Does the cap prevent entry of foreign material into the well?	☑	☐	☐
	b	Is the casing free of kinks or bends, or any obstructions from foreign objects (such as bailers)?	☑	☐	☐
	c	Is the well properly vented for equilibration of air pressure?	☑	☐	☐
	d	Is the survey point clearly marked on the inner casing?	☑	☐	☐
	e	Is the depth of the well consistent with the original well log?	☑	☐	☐
	f	Is the casing stable? (or does the pvc move easily when touched or can it be taken apart by hand due to lack of grout or use of slip couplings in construction)	☑	☐	☐
5	Sampling: Groundwater Wells Only:				
	a	Does well recharge adequately when purged?	☑	☐	☐
	b	If dedicated sampling equipment installed, is it in good condition and specified in the approved groundwater plan for the facility?	☑	☐	☐
	c	Does the well require redevelopment (low flow, turbid)?	☐	☑	☐
6	Based on your professional judgement, is the well construction / location:				
		appropriate to 1) achieve the objectives of the Groundwater Monitoring Program	☑	☐	☐
		and 2) comply with the applicable regulatory requirements?	☑	☐	☐
7	Corrective actions as needed, by date:				
	Area overgrown, should be cleared				
8	Date by when corrective actions are needed:				

Groundwater Gauging Well Inspection Report

ARCADIS Design & Consultancy for natural and built assets

Project Location:	AMA AP-3, A, B and B'
Permit Number:	
Well ID:	YGWA-18S
Person Gauging:	Jessica Ware
Date:	8/29/2022
Time:	12:17:00

			Yes	No	N/A
1	Location Identification:				
	a	Is the well visible and accessible?	☑	☐	☐
	b	Is the well properly identified with the correct well ID?	☑	☐	☐
	c	Is the well in a high traffic area and does the well require protection from traffic?	☑	☐	☐
	d	Is the drainage around the well acceptable? (no standing water, nor is well located in obvious drainage flow path)	☑	☐	☐
2	Protective Casing:				
	a	Is the protective casing free from apparent damage and able to be secured?	☑	☐	☐
	b	Is the casing free of degradation or deterioration?	☑	☐	☐
	c	Does the casing have a functioning weep hole?	☑	☐	☐
	d	Is the annular space between casings clear of debris and water, or filled with pea gravel/sand?	☑	☐	☐
3	Surface Pad				
	a	Is the well pad in good condition (not cracked or broken)?	☑	☐	☐
	b	Is the well pad sloped away from the protective casing?	☑	☐	☐
	c	Is the well pad in complete contact with the protective casing?	☑	☐	☐
	d	Is the well pad in complete contact with the ground surface and stable? (not undermined by erosion, animal burrows, and does not move when stepped on)	☑	☐	☐
	e	Is the pad surface clean (not covered with sediment or debris)?	☑	☐	☐
4	Internal Casing				
	a	Does the cap prevent entry of foreign material into the well?	☑	☐	☐
	b	Is the casing free of kinks or bends, or any obstructions from foreign objects (such as bailers)?	☑	☐	☐
	c	Is the well properly vented for equilibration of air pressure?	☑	☐	☐
	d	Is the survey point clearly marked on the inner casing?	☑	☐	☐
	e	Is the depth of the well consistent with the original well log?	☑	☐	☐
	f	Is the casing stable? (or does the pvc move easily when touched or can it be taken apart by hand due to lack of grout or use of slip couplings in construction)	☑	☐	☐
5	Sampling: Groundwater Wells Only:				
	a	Does well recharge adequately when purged?	☑	☐	☐
	b	If dedicated sampling equipment installed, is it in good condition and specified in the approved groundwater plan for the facility?	☑	☐	☐
	c	Does the well require redevelopment (low flow, turbid)?	☐	☐	☑
6	Based on your professional judgement, is the well construction / location:				
		appropriate to 1) achieve the objectives of the Groundwater Monitoring Program	☑	☐	☐
		and 2) comply with the applicable regulatory requirements?	☑	☐	☐
7	Corrective actions as needed, by date:				
8	Date by when corrective actions are needed:				

Groundwater Gauging Well Inspection Report

ARCADIS Design & Consultancy for natural and built assets

Project Location:	AMA AP-3, A, B and B'
Permit Number:	
Well ID:	YGWA-18I
Person Gauging:	Jessica Ware
Date:	8/29/2022
Time:	12:14:00

			Yes	No	N/A
1	Location Identification:				
	a	Is the well visible and accessible?	☑	☐	☐
	b	Is the well properly identified with the correct well ID?	☑	☐	☐
	c	Is the well in a high traffic area and does the well require protection from traffic?	☐	☑	☐
	d	Is the drainage around the well acceptable? (no standing water, nor is well located in obvious drainage flow path)	☑	☐	☐
2	Protective Casing:				
	a	Is the protective casing free from apparent damage and able to be secured?	☑	☐	☐
	b	Is the casing free of degradation or deterioration?	☑	☐	☐
	c	Does the casing have a functioning weep hole?	☑	☐	☐
	d	Is the annular space between casings clear of debris and water, or filled with pea gravel/sand?	☑	☐	☐
3	Surface Pad				
	a	Is the well pad in good condition (not cracked or broken)?	☑	☐	☐
	b	Is the well pad sloped away from the protective casing?	☑	☐	☐
	c	Is the well pad in complete contact with the protective casing?	☑	☐	☐
	d	Is the well pad in complete contact with the ground surface and stable? (not undermined by erosion, animal burrows, and does not move when stepped on)	☑	☐	☐
	e	Is the pad surface clean (not covered with sediment or debris)?	☑	☐	☐
4	Internal Casing				
	a	Does the cap prevent entry of foreign material into the well?	☑	☐	☐
	b	Is the casing free of kinks or bends, or any obstructions from foreign objects (such as bailers)?	☑	☐	☐
	c	Is the well properly vented for equilibration of air pressure?	☑	☐	☐
	d	Is the survey point clearly marked on the inner casing?	☑	☐	☐
	e	Is the depth of the well consistent with the original well log?	☑	☐	☐
	f	Is the casing stable? (or does the pvc move easily when touched or can it be taken apart by hand due to lack of grout or use of slip couplings in construction)	☑	☐	☐
5	Sampling: Groundwater Wells Only:				
	a	Does well recharge adequately when purged?	☑	☐	☐
	b	If dedicated sampling equipment installed, is it in good condition and specified in the approved groundwater plan for the facility?	☑	☐	☐
	c	Does the well require redevelopment (low flow, turbid)?	☐	☐	☑
6	Based on your professional judgement, is the well construction / location:				
		appropriate to 1) achieve the objectives of the Groundwater Monitoring Program	☑	☐	☐
		and 2) comply with the applicable regulatory requirements?	☑	☐	☐
7	Corrective actions as needed, by date:				
8	Date by when corrective actions are needed:				

Groundwater Gauging Well Inspection Report

ARCADIS Design & Consultancy for natural and built assets

Project Location:	AMA AP-3, A, B and B'
Permit Number:	
Well ID:	YGWA-17S
Person Gauging:	Jessica Ware
Date:	8/29/2022
Time:	12:06:00

			Yes	No	N/A
1	Location Identification:				
	a	Is the well visible and accessible?	☑	☐	☐
	b	Is the well properly identified with the correct well ID?	☑	☐	☐
	c	Is the well in a high traffic area and does the well require protection from traffic?	☐	☑	☐
	d	Is the drainage around the well acceptable? (no standing water, nor is well located in obvious drainage flow path)	☑	☐	☐
2	Protective Casing:				
	a	Is the protective casing free from apparent damage and able to be secured?	☑	☐	☐
	b	Is the casing free of degradation or deterioration?	☑	☐	☐
	c	Does the casing have a functioning weep hole?	☑	☐	☐
	d	Is the annular space between casings clear of debris and water, or filled with pea gravel/sand?	☑	☐	☐
3	Surface Pad				
	a	Is the well pad in good condition (not cracked or broken)?	☑	☐	☐
	b	Is the well pad sloped away from the protective casing?	☑	☐	☐
	c	Is the well pad in complete contact with the protective casing?	☑	☐	☐
	d	Is the well pad in complete contact with the ground surface and stable? (not undermined by erosion, animal burrows, and does not move when stepped on)	☑	☐	☐
	e	Is the pad surface clean (not covered with sediment or debris)?	☑	☐	☐
4	Internal Casing				
	a	Does the cap prevent entry of foreign material into the well?	☑	☐	☐
	b	Is the casing free of kinks or bends, or any obstructions from foreign objects (such as bailers)?	☑	☐	☐
	c	Is the well properly vented for equilibration of air pressure?	☑	☐	☐
	d	Is the survey point clearly marked on the inner casing?	☑	☐	☐
	e	Is the depth of the well consistent with the original well log?	☑	☐	☐
	f	Is the casing stable? (or does the pvc move easily when touched or can it be taken apart by hand due to lack of grout or use of slip couplings in construction)	☑	☐	☐
5	Sampling: Groundwater Wells Only:				
	a	Does well recharge adequately when purged?	☑	☐	☐
	b	If dedicated sampling equipment installed, is it in good condition and specified in the approved groundwater plan for the facility?	☑	☐	☐
	c	Does the well require redevelopment (low flow, turbid)?	☐	☐	☑
6	Based on your professional judgement, is the well construction / location:				
		appropriate to 1) achieve the objectives of the Groundwater Monitoring Program	☑	☐	☐
		and 2) comply with the applicable regulatory requirements?	☑	☐	☐
7	Corrective actions as needed, by date:				
8	Date by when corrective actions are needed:				

Groundwater Gauging Well Inspection Report

ARCADIS Design & Consultancy for natural and built assets

Project Location:	AMA AP-3, A, B and B'
Permit Number:	
Well ID:	YGWA-5I
Person Gauging:	Jessica Ware
Date:	8/29/2022
Time:	10:22:00

			Yes	No	N/A
1	Location Identification:				
	a	Is the well visible and accessible?	☑	☐	☐
	b	Is the well properly identified with the correct well ID?	☑	☐	☐
	c	Is the well in a high traffic area and does the well require protection from traffic?	☐	☑	☐
	d	Is the drainage around the well acceptable? (no standing water, nor is well located in obvious drainage flow path)	☑	☐	☐
2	Protective Casing:				
	a	Is the protective casing free from apparent damage and able to be secured?	☑	☐	☐
	b	Is the casing free of degradation or deterioration?	☑	☐	☐
	c	Does the casing have a functioning weep hole?	☑	☐	☐
	d	Is the annular space between casings clear of debris and water, or filled with pea gravel/sand?	☑	☐	☐
3	Surface Pad				
	a	Is the well pad in good condition (not cracked or broken)?	☑	☐	☐
	b	Is the well pad sloped away from the protective casing?	☑	☐	☐
	c	Is the well pad in complete contact with the protective casing?	☑	☐	☐
	d	Is the well pad in complete contact with the ground surface and stable? (not undermined by erosion, animal burrows, and does not move when stepped on)	☑	☐	☐
	e	Is the pad surface clean (not covered with sediment or debris)?	☑	☐	☐
4	Internal Casing				
	a	Does the cap prevent entry of foreign material into the well?	☑	☐	☐
	b	Is the casing free of kinks or bends, or any obstructions from foreign objects (such as bailers)?	☑	☐	☐
	c	Is the well properly vented for equilibration of air pressure?	☑	☐	☐
	d	Is the survey point clearly marked on the inner casing?	☑	☐	☐
	e	Is the depth of the well consistent with the original well log?	☑	☐	☐
	f	Is the casing stable? (or does the pvc move easily when touched or can it be taken apart by hand due to lack of grout or use of slip couplings in construction)	☑	☐	☐
5	Sampling: Groundwater Wells Only:				
	a	Does well recharge adequately when purged?	☑	☐	☐
	b	If dedicated sampling equipment installed, is it in good condition and specified in the approved groundwater plan for the facility?	☑	☐	☐
	c	Does the well require redevelopment (low flow, turbid)?	☐	☐	☑
6	Based on your professional judgement, is the well construction / location:				
		appropriate to 1) achieve the objectives of the Groundwater Monitoring Program	☑	☐	☐
		and 2) comply with the applicable regulatory requirements?	☑	☐	☐
7	Corrective actions as needed, by date:				
8	Date by when corrective actions are needed:				

Groundwater Gauging Well Inspection Report

ARCADIS Design & Consultancy for natural and built assets

Project Location:	AMA AP-3, A, B and B'
Permit Number:	
Well ID:	YGWA-5D
Person Gauging:	Jessica Ware
Date:	8/29/2022
Time:	10:11:00

			Yes	No	N/A
1	Location Identification:				
	a	Is the well visible and accessible?	☑	☐	☐
	b	Is the well properly identified with the correct well ID?	☑	☐	☐
	c	Is the well in a high traffic area and does the well require protection from traffic?	☐	☑	☐
	d	Is the drainage around the well acceptable? (no standing water, nor is well located in obvious drainage flow path)	☑	☐	☐
2	Protective Casing:				
	a	Is the protective casing free from apparent damage and able to be secured?	☑	☐	☐
	b	Is the casing free of degradation or deterioration?	☑	☐	☐
	c	Does the casing have a functioning weep hole?	☑	☐	☐
	d	Is the annular space between casings clear of debris and water, or filled with pea gravel/sand?	☑	☐	☐
3	Surface Pad				
	a	Is the well pad in good condition (not cracked or broken)?	☑	☐	☐
	b	Is the well pad sloped away from the protective casing?	☑	☐	☐
	c	Is the well pad in complete contact with the protective casing?	☑	☐	☐
	d	Is the well pad in complete contact with the ground surface and stable? (not undermined by erosion, animal burrows, and does not move when stepped on)	☑	☐	☐
	e	Is the pad surface clean (not covered with sediment or debris)?	☑	☐	☐
4	Internal Casing				
	a	Does the cap prevent entry of foreign material into the well?	☑	☐	☐
	b	Is the casing free of kinks or bends, or any obstructions from foreign objects (such as bailers)?	☑	☐	☐
	c	Is the well properly vented for equilibration of air pressure?	☑	☐	☐
	d	Is the survey point clearly marked on the inner casing?	☑	☐	☐
	e	Is the depth of the well consistent with the original well log?	☑	☐	☐
	f	Is the casing stable? (or does the pvc move easily when touched or can it be taken apart by hand due to lack of grout or use of slip couplings in construction)	☑	☐	☐
5	Sampling: Groundwater Wells Only:				
	a	Does well recharge adequately when purged?	☑	☐	☐
	b	If dedicated sampling equipment installed, is it in good condition and specified in the approved groundwater plan for the facility?	☑	☐	☐
	c	Does the well require redevelopment (low flow, turbid)?	☐	☐	☑
6	Based on your professional judgement, is the well construction / location:				
		appropriate to 1) achieve the objectives of the Groundwater Monitoring Program	☑	☐	☐
		and 2) comply with the applicable regulatory requirements?	☑	☐	☐
7	Corrective actions as needed, by date:				
8	Date by when corrective actions are needed:				

Groundwater Gauging Well Inspection Report

ARCADIS Design & Consultancy for natural and built assets

Project Location:	AMA AP-3, A, B and B'
Permit Number:	
Well ID:	YGWA-20S
Person Gauging:	Jessica Ware
Date:	8/29/2022
Time:	09:51:00

			Yes	No	N/A
1	Location Identification:				
	a	Is the well visible and accessible?	☑	☐	☐
	b	Is the well properly identified with the correct well ID?	☑	☐	☐
	c	Is the well in a high traffic area and does the well require protection from traffic?	☑	☐	☐
	d	Is the drainage around the well acceptable? (no standing water, nor is well located in obvious drainage flow path)	☑	☐	☐
2	Protective Casing:				
	a	Is the protective casing free from apparent damage and able to be secured?	☑	☐	☐
	b	Is the casing free of degradation or deterioration?	☑	☐	☐
	c	Does the casing have a functioning weep hole?	☑	☐	☐
	d	Is the annular space between casings clear of debris and water, or filled with pea gravel/sand?	☑	☐	☐
3	Surface Pad				
	a	Is the well pad in good condition (not cracked or broken)?	☑	☐	☐
	b	Is the well pad sloped away from the protective casing?	☑	☐	☐
	c	Is the well pad in complete contact with the protective casing?	☑	☐	☐
	d	Is the well pad in complete contact with the ground surface and stable? (not undermined by erosion, animal burrows, and does not move when stepped on)	☑	☐	☐
	e	Is the pad surface clean (not covered with sediment or debris)?	☑	☐	☐
4	Internal Casing				
	a	Does the cap prevent entry of foreign material into the well?	☑	☐	☐
	b	Is the casing free of kinks or bends, or any obstructions from foreign objects (such as bailers)?	☑	☐	☐
	c	Is the well properly vented for equilibration of air pressure?	☑	☐	☐
	d	Is the survey point clearly marked on the inner casing?	☑	☐	☐
	e	Is the depth of the well consistent with the original well log?	☑	☐	☐
	f	Is the casing stable? (or does the pvc move easily when touched or can it be taken apart by hand due to lack of grout or use of slip couplings in construction)	☑	☐	☐
5	Sampling: Groundwater Wells Only:				
	a	Does well recharge adequately when purged?	☐	☐	☐
	b	If dedicated sampling equipment installed, is it in good condition and specified in the approved groundwater plan for the facility?	☐	☐	☐
	c	Does the well require redevelopment (low flow, turbid)?	☐	☐	☐
6	Based on your professional judgement, is the well construction / location:				
		appropriate to 1) achieve the objectives of the Groundwater Monitoring Program	☑	☐	☐
		and 2) comply with the applicable regulatory requirements?	☑	☐	☐
7	Corrective actions as needed, by date:				
8	Date by when corrective actions are needed:				

Groundwater Gauging Well Inspection Report

ARCADIS Design & Consultancy for natural and built assets

Project Location:	AMA AP-3, A, B and B'
Permit Number:	
Well ID:	YGWA-4I
Person Gauging:	Jessica Ware
Date:	8/29/2022
Time:	09:55:00

			Yes	No	N/A
1	Location Identification:				
	a	Is the well visible and accessible?	☑	☐	☐
	b	Is the well properly identified with the correct well ID?	☑	☐	☐
	c	Is the well in a high traffic area and does the well require protection from traffic?	☐	☑	☐
	d	Is the drainage around the well acceptable? (no standing water, nor is well located in obvious drainage flow path)	☑	☐	☐
2	Protective Casing:				
	a	Is the protective casing free from apparent damage and able to be secured?	☑	☐	☐
	b	Is the casing free of degradation or deterioration?	☑	☐	☐
	c	Does the casing have a functioning weep hole?	☑	☐	☐
	d	Is the annular space between casings clear of debris and water, or filled with pea gravel/sand?	☑	☐	☐
3	Surface Pad				
	a	Is the well pad in good condition (not cracked or broken)?	☑	☐	☐
	b	Is the well pad sloped away from the protective casing?	☑	☐	☐
	c	Is the well pad in complete contact with the protective casing?	☑	☐	☐
	d	Is the well pad in complete contact with the ground surface and stable? (not undermined by erosion, animal burrows, and does not move when stepped on)	☑	☐	☐
	e	Is the pad surface clean (not covered with sediment or debris)?	☑	☐	☐
4	Internal Casing				
	a	Does the cap prevent entry of foreign material into the well?	☑	☐	☐
	b	Is the casing free of kinks or bends, or any obstructions from foreign objects (such as bailers)?	☑	☐	☐
	c	Is the well properly vented for equilibration of air pressure?	☑	☐	☐
	d	Is the survey point clearly marked on the inner casing?	☑	☐	☐
	e	Is the depth of the well consistent with the original well log?	☑	☐	☐
	f	Is the casing stable? (or does the pvc move easily when touched or can it be taken apart by hand due to lack of grout or use of slip couplings in construction)	☑	☐	☐
5	Sampling: Groundwater Wells Only:				
	a	Does well recharge adequately when purged?	☑	☐	☐
	b	If dedicated sampling equipment installed, is it in good condition and specified in the approved groundwater plan for the facility?	☐	☐	☑
	c	Does the well require redevelopment (low flow, turbid)?	☐	☑	☐
6	Based on your professional judgement, is the well construction / location:				
		appropriate to 1) achieve the objectives of the Groundwater Monitoring Program	☑	☐	☐
		and 2) comply with the applicable regulatory requirements?	☑	☐	☐
7	Corrective actions as needed, by date:				
	No vehicle access, down trees				
8	Date by when corrective actions are needed:				

Groundwater Gauging Well Inspection Report

ARCADIS Design & Consultancy for natural and built assets

Project Location:	AP-2
Permit Number:	
Well ID:	YGWA-1I
Person Gauging:	Jessica Ware
Date:	8/29/2022
Time:	11:32:00

			Yes	No	N/A
1	Location Identification:				
	a	Is the well visible and accessible?	☑	☐	☐
	b	Is the well properly identified with the correct well ID?	☑	☐	☐
	c	Is the well in a high traffic area and does the well require protection from traffic?	☐	☑	☐
	d	Is the drainage around the well acceptable? (no standing water, nor is well located in obvious drainage flow path)	☑	☐	☐
2	Protective Casing:				
	a	Is the protective casing free from apparent damage and able to be secured?	☑	☐	☐
	b	Is the casing free of degradation or deterioration?	☑	☐	☐
	c	Does the casing have a functioning weep hole?	☑	☐	☐
	d	Is the annular space between casings clear of debris and water, or filled with pea gravel/sand?	☑	☐	☐
3	Surface Pad				
	a	Is the well pad in good condition (not cracked or broken)?	☑	☐	☐
	b	Is the well pad sloped away from the protective casing?	☑	☐	☐
	c	Is the well pad in complete contact with the protective casing?	☑	☐	☐
	d	Is the well pad in complete contact with the ground surface and stable? (not undermined by erosion, animal burrows, and does not move when stepped on)	☑	☐	☐
	e	Is the pad surface clean (not covered with sediment or debris)?	☑	☐	☐
4	Internal Casing				
	a	Does the cap prevent entry of foreign material into the well?	☑	☐	☐
	b	Is the casing free of kinks or bends, or any obstructions from foreign objects (such as bailers)?	☑	☐	☐
	c	Is the well properly vented for equilibration of air pressure?	☑	☐	☐
	d	Is the survey point clearly marked on the inner casing?	☑	☐	☐
	e	Is the depth of the well consistent with the original well log?	☑	☐	☐
	f	Is the casing stable? (or does the pvc move easily when touched or can it be taken apart by hand due to lack of grout or use of slip couplings in construction)	☑	☐	☐
5	Sampling: Groundwater Wells Only:				
	a	Does well recharge adequately when purged?	☑	☐	☐
	b	If dedicated sampling equipment installed, is it in good condition and specified in the approved groundwater plan for the facility?	☑	☐	☐
	c	Does the well require redevelopment (low flow, turbid)?	☐	☑	☐
6	Based on your professional judgement, is the well construction / location:				
		appropriate to 1) achieve the objectives of the Groundwater Monitoring Program	☑	☐	☐
		and 2) comply with the applicable regulatory requirements?	☑	☐	☐
7	Corrective actions as needed, by date:				
8	Date by when corrective actions are needed:				

Groundwater Gauging Well Inspection Report

ARCADIS Design & Consultancy for natural and built assets

Project Location:	AP-2
Permit Number:	
Well ID:	YGWA-1D
Person Gauging:	Jessica Ware
Date:	8/29/2022
Time:	11:25:00

			Yes	No	N/A
1	Location Identification:				
	a	Is the well visible and accessible?	☑	☐	☐
	b	Is the well properly identified with the correct well ID?	☑	☐	☐
	c	Is the well in a high traffic area and does the well require protection from traffic?	☐	☑	☐
	d	Is the drainage around the well acceptable? (no standing water, nor is well located in obvious drainage flow path)	☑	☐	☐
2	Protective Casing:				
	a	Is the protective casing free from apparent damage and able to be secured?	☑	☐	☐
	b	Is the casing free of degradation or deterioration?	☑	☐	☐
	c	Does the casing have a functioning weep hole?	☑	☐	☐
	d	Is the annular space between casings clear of debris and water, or filled with pea gravel/sand?	☑	☐	☐
3	Surface Pad				
	a	Is the well pad in good condition (not cracked or broken)?	☑	☐	☐
	b	Is the well pad sloped away from the protective casing?	☑	☐	☐
	c	Is the well pad in complete contact with the protective casing?	☑	☐	☐
	d	Is the well pad in complete contact with the ground surface and stable? (not undermined by erosion, animal burrows, and does not move when stepped on)	☑	☐	☐
	e	Is the pad surface clean (not covered with sediment or debris)?	☑	☐	☐
4	Internal Casing				
	a	Does the cap prevent entry of foreign material into the well?	☑	☐	☐
	b	Is the casing free of kinks or bends, or any obstructions from foreign objects (such as bailers)?	☑	☐	☐
	c	Is the well properly vented for equilibration of air pressure?	☑	☐	☐
	d	Is the survey point clearly marked on the inner casing?	☑	☐	☐
	e	Is the depth of the well consistent with the original well log?	☑	☐	☐
	f	Is the casing stable? (or does the pvc move easily when touched or can it be taken apart by hand due to lack of grout or use of slip couplings in construction)	☑	☐	☐
5	Sampling: Groundwater Wells Only:				
	a	Does well recharge adequately when purged?	☑	☐	☐
	b	If dedicated sampling equipment installed, is it in good condition and specified in the approved groundwater plan for the facility?	☑	☐	☐
	c	Does the well require redevelopment (low flow, turbid)?	☐	☑	☐
6	Based on your professional judgement, is the well construction / location:				
		appropriate to 1) achieve the objectives of the Groundwater Monitoring Program	☑	☐	☐
		and 2) comply with the applicable regulatory requirements?	☑	☐	☐
7	Corrective actions as needed, by date:				
8	Date by when corrective actions are needed:				

Groundwater Gauging Well Inspection Report

ARCADIS Design & Consultancy for natural and built assets

Project Location:	AP-2
Permit Number:	
Well ID:	YGWA-2I
Person Gauging:	Jessica Ware
Date:	8/29/2022
Time:	11:36:00

			Yes	No	N/A
1	Location Identification:				
	a	Is the well visible and accessible?	☑	☐	☐
	b	Is the well properly identified with the correct well ID?	☑	☐	☐
	c	Is the well in a high traffic area and does the well require protection from traffic?	☐	☑	☐
	d	Is the drainage around the well acceptable? (no standing water, nor is well located in obvious drainage flow path)	☑	☐	☐
2	Protective Casing:				
	a	Is the protective casing free from apparent damage and able to be secured?	☑	☐	☐
	b	Is the casing free of degradation or deterioration?	☑	☐	☐
	c	Does the casing have a functioning weep hole?	☑	☐	☐
	d	Is the annular space between casings clear of debris and water, or filled with pea gravel/sand?	☑	☐	☐
3	Surface Pad				
	a	Is the well pad in good condition (not cracked or broken)?	☑	☐	☐
	b	Is the well pad sloped away from the protective casing?	☑	☐	☐
	c	Is the well pad in complete contact with the protective casing?	☑	☐	☐
	d	Is the well pad in complete contact with the ground surface and stable? (not undermined by erosion, animal burrows, and does not move when stepped on)	☑	☐	☐
	e	Is the pad surface clean (not covered with sediment or debris)?	☑	☐	☐
4	Internal Casing				
	a	Does the cap prevent entry of foreign material into the well?	☑	☐	☐
	b	Is the casing free of kinks or bends, or any obstructions from foreign objects (such as bailers)?	☑	☐	☐
	c	Is the well properly vented for equilibration of air pressure?	☑	☐	☐
	d	Is the survey point clearly marked on the inner casing?	☑	☐	☐
	e	Is the depth of the well consistent with the original well log?	☑	☐	☐
	f	Is the casing stable? (or does the pvc move easily when touched or can it be taken apart by hand due to lack of grout or use of slip couplings in construction)	☑	☐	☐
5	Sampling: Groundwater Wells Only:				
	a	Does well recharge adequately when purged?	☑	☐	☐
	b	If dedicated sampling equipment installed, is it in good condition and specified in the approved groundwater plan for the facility?	☑	☐	☐
	c	Does the well require redevelopment (low flow, turbid)?	☐	☑	☐
6	Based on your professional judgement, is the well construction / location:				
		appropriate to 1) achieve the objectives of the Groundwater Monitoring Program	☑	☐	☐
		and 2) comply with the applicable regulatory requirements?	☑	☐	☐
7	Corrective actions as needed, by date:				
8	Date by when corrective actions are needed:				

Groundwater Gauging Well Inspection Report

ARCADIS Design & Consultancy for natural and built assets

Project Location:	AP-2
Permit Number:	
Well ID:	YGWA-3I
Person Gauging:	Jessica Ware
Date:	8/29/2022
Time:	11:06:00

			Yes	No	N/A
1	Location Identification:				
	a	Is the well visible and accessible?	☑	☐	☐
	b	Is the well properly identified with the correct well ID?	☑	☐	☐
	c	Is the well in a high traffic area and does the well require protection from traffic?	☐	☑	☐
	d	Is the drainage around the well acceptable? (no standing water, nor is well located in obvious drainage flow path)	☑	☐	☐
2	Protective Casing:				
	a	Is the protective casing free from apparent damage and able to be secured?	☑	☐	☐
	b	Is the casing free of degradation or deterioration?	☑	☐	☐
	c	Does the casing have a functioning weep hole?	☑	☐	☐
	d	Is the annular space between casings clear of debris and water, or filled with pea gravel/sand?	☑	☐	☐
3	Surface Pad				
	a	Is the well pad in good condition (not cracked or broken)?	☑	☐	☐
	b	Is the well pad sloped away from the protective casing?	☑	☐	☐
	c	Is the well pad in complete contact with the protective casing?	☑	☐	☐
	d	Is the well pad in complete contact with the ground surface and stable? (not undermined by erosion, animal burrows, and does not move when stepped on)	☑	☐	☐
	e	Is the pad surface clean (not covered with sediment or debris)?	☑	☐	☐
4	Internal Casing				
	a	Does the cap prevent entry of foreign material into the well?	☑	☐	☐
	b	Is the casing free of kinks or bends, or any obstructions from foreign objects (such as bailers)?	☑	☐	☐
	c	Is the well properly vented for equilibration of air pressure?	☑	☐	☐
	d	Is the survey point clearly marked on the inner casing?	☑	☐	☐
	e	Is the depth of the well consistent with the original well log?	☑	☐	☐
	f	Is the casing stable? (or does the pvc move easily when touched or can it be taken apart by hand due to lack of grout or use of slip couplings in construction)	☑	☐	☐
5	Sampling: Groundwater Wells Only:				
	a	Does well recharge adequately when purged?	☑	☐	☐
	b	If dedicated sampling equipment installed, is it in good condition and specified in the approved groundwater plan for the facility?	☑	☐	☐
	c	Does the well require redevelopment (low flow, turbid)?	☐	☑	☐
6	Based on your professional judgement, is the well construction / location:				
		appropriate to 1) achieve the objectives of the Groundwater Monitoring Program	☑	☐	☐
		and 2) comply with the applicable regulatory requirements?	☑	☐	☐
7	Corrective actions as needed, by date:				
8	Date by when corrective actions are needed:				

Groundwater Gauging Well Inspection Report

ARCADIS Design & Consultancy for natural and built assets

Project Location:	AP-2
Permit Number:	
Well ID:	YGWA-3D
Person Gauging:	Jessica Ware
Date:	8/29/2022
Time:	11:08:00

			Yes	No	N/A
1	Location Identification:				
	a	Is the well visible and accessible?	☑	☐	☐
	b	Is the well properly identified with the correct well ID?	☑	☐	☐
	c	Is the well in a high traffic area and does the well require protection from traffic?	☐	☑	☐
	d	Is the drainage around the well acceptable? (no standing water, nor is well located in obvious drainage flow path)	☑	☐	☐
2	Protective Casing:				
	a	Is the protective casing free from apparent damage and able to be secured?	☑	☐	☐
	b	Is the casing free of degradation or deterioration?	☑	☐	☐
	c	Does the casing have a functioning weep hole?	☑	☐	☐
	d	Is the annular space between casings clear of debris and water, or filled with pea gravel/sand?	☑	☐	☐
3	Surface Pad				
	a	Is the well pad in good condition (not cracked or broken)?	☑	☐	☐
	b	Is the well pad sloped away from the protective casing?	☑	☐	☐
	c	Is the well pad in complete contact with the protective casing?	☑	☐	☐
	d	Is the well pad in complete contact with the ground surface and stable? (not undermined by erosion, animal burrows, and does not move when stepped on)	☑	☐	☐
	e	Is the pad surface clean (not covered with sediment or debris)?	☑	☐	☐
4	Internal Casing				
	a	Does the cap prevent entry of foreign material into the well?	☑	☐	☐
	b	Is the casing free of kinks or bends, or any obstructions from foreign objects (such as bailers)?	☑	☐	☐
	c	Is the well properly vented for equilibration of air pressure?	☑	☐	☐
	d	Is the survey point clearly marked on the inner casing?	☑	☐	☐
	e	Is the depth of the well consistent with the original well log?	☑	☐	☐
	f	Is the casing stable? (or does the pvc move easily when touched or can it be taken apart by hand due to lack of grout or use of slip couplings in construction)	☑	☐	☐
5	Sampling: Groundwater Wells Only:				
	a	Does well recharge adequately when purged?	☑	☐	☐
	b	If dedicated sampling equipment installed, is it in good condition and specified in the approved groundwater plan for the facility?	☑	☐	☐
	c	Does the well require redevelopment (low flow, turbid)?	☐	☑	☐
6	Based on your professional judgement, is the well construction / location:				
		appropriate to 1) achieve the objectives of the Groundwater Monitoring Program	☑	☐	☐
		and 2) comply with the applicable regulatory requirements?	☑	☐	☐
7	Corrective actions as needed, by date:				
8	Date by when corrective actions are needed:				

Appendix B

Monitoring Well Installation and Abandonment Records

ARCADIS

Georgia Power

GEORGIA POWER COMPANY PLANT YATES - AP-3/A/B/B' AND R6 LANDFILL

Groundwater Monitoring Well Installation Report (PZ-24IB, YGWC-24SB and YGWC-50)

January 23, 2023

Georgia Power Company Plant Yates

AP-3/A/B/B’ and R6 Landfill

Groundwater Monitoring Well Installation Report
(PZ-24IB, YGWC-24SB, and YGWC-50)

January 23, 2023

Prepared By:
Arcadis U.S., Inc.
2839 Paces Ferry Road, Suite 900
Atlanta
Georgia 30339
Phone: 770 431 8666
Fax: 770 435 2666

Prepared For:
Georgia Power Company
Newnan, Georgia
Coweta County

David Prouty, P.G.
Project Geologist



Geoff Gay, P.E.
Technical Expert / Project Manager

Contents

Professional Engineer Certification iii
1 Introduction 1
2 Drilling and Well Installation 1
2.1 Drilling Method 1
2.2 Screened Intervals 2
2.3 Well Construction Materials 2
2.3.1 Filter Pack 2
2.3.2 Annular Seal 3
2.3.3 Cap and Protective Casing 3
3 Well Development 3
4 Survey 3
5 References 3

Tables

Table 1 Well Construction Data

Figures

Figure 1 Well Location Map

Appendices

A Well Driller Performance Bond
B Well Construction and Development Logs
C Well Survey Report

Professional Engineer Certification

I certify that I am a qualified groundwater scientist who has received a baccalaureate or post-graduate degree in the natural sciences or engineering and have sufficient training and experience in groundwater hydrology and related fields as demonstrated by state registration and completion of accredited university courses that enable me to make sound professional judgments regarding groundwater monitoring and contaminant fate and transport. I further certify that this report was prepared by me or by a subordinate working under my direction.



1.23.2023

J. Geoffrey Gay, P.E.
Technical Expert
Georgia Registration No. 27801

Date

1 Introduction

Plant Yates is located at 708 Dyer Road on the east bank of the Chattahoochee River in Coweta County, Georgia near the Coweta and Carroll County line. The Site is approximately eight miles northwest of the city of Newnan and 13 miles southeast of the city of Carrollton. Plant Yates, once a coal-fired power generation facility converted to natural gas combustion turbines, occupies approximately 2,400 acres.

The objective of this report is to document the installation of downgradient detection groundwater monitoring wells YGWC-24SB and YGWC-50, and piezometer PZ-24IB as proposed in the Groundwater Monitoring Well Installation Work Plan (Arcadis 2022a). YGWC-24SA and PZ-24IA were abandoned on May 25, 2022 due to the Dyer Road re-alignment construction activities. A well abandonment report was submitted to the Georgia Environmental Protection Division (GA EPD) in August 2022 under separate cover (Arcadis 2022b).

Figure 1 depicts the configuration of ash ponds AP-A, AP-B, AP-B', AP-3, and the R6 CCR Landfill and the location of the monitoring wells. PZ-24IB, YGWC-24SB, and YGWC-50 were installed on October 11 through 14, 2022. Well construction activities were performed in general accordance with the standards described in the RCRA Technical Enforcement Guidance Document (1986), the Georgia Water Wells Standards Act of 1985, and USEPA Region IV Science and Ecosystem Support Division Design and Installation of Monitoring Wells guidance SESDGUID-101-R2 (USEPA 2018).

2 Drilling and Well Installation

The groundwater monitoring system is designed and installed according to accepted industry standards and following guidelines within the Manual for Groundwater Monitoring (GA EPD 1991). The location and depths of the monitoring wells were selected based on the characterization of site-specific hydrogeologic conditions by a qualified professional engineer and geologist. Groundwater monitoring locations PZ-24IB was designed to monitor the upper fractured bedrock transition zone, YGWC-24SB was designed to monitor the lower saprolite zone, and YGWC-50 set at the top of bedrock. The well completion depths for YGWC-24SB and PZ-24IB are similar to the former wells YGWC-24SA and PZ-24IA. The installation date, location, elevation, screen interval, and designation for PZ-24IB, YGWC-24SB and YGWC-50 is provided in the following sections. A copy of the Cascade Drilling Bond is included in **Appendix A**. Boring and well construction logs are provided in **Appendix B**. **Table 1** provides a summary of the former and new well construction.

2.1 Drilling Method

The monitoring wells were installed by Cascade Environmental under contract with Southern Company Services (SCS) Field Services. Cascade had a current and valid bond with the Water Wells Standards Advisory Council for the state of Georgia at the time of drilling and well installation (Appendix A).

The monitoring wells and piezometer installations were performed under the oversight and direction of a Georgia Registered Professional Geologist with Arcadis. Borehole advancement drilling was completed using rotosonic drilling techniques. The drilling equipment consisted of a 150CC compact track mounted rotasonic drill rig equipped with 4-inch sonic core rods with a 6-inch outer-casing sleeve. During the drilling, continuous core samples were logged in the field for lithologic properties.

2.2 Screened Intervals

Monitoring well YGWC-24SB and YGWC-50 were screened in the lower saprolite zone; YGWC-50 was set at the top of bedrock. Piezometer PZ-24IB was screened in the upper fractured bedrock transition zone. The well completion depths for YGWC-24SB and PZ-24IB are similar to the former wells YGWC-24SA and PZ-24IA.

Piezometer PZ-24IB is constructed with 10 feet of U-Pack® well screen placed at the interval 60 to 70 feet below ground surface (bgs) with a flush-threaded polyvinyl chloride (PVC) end cap placed on the bottom 0.8-foot sump/sediment trap.

Monitoring well YGWC-24SB is constructed with 10 feet of U-Pack® well screen placed at the interval 44.3-54.3 feet bgs with a flush-threaded polyvinyl chloride (PVC) end cap placed on the bottom 0.8-foot sump/sediment trap.

Monitoring well YGWC-50 is constructed with 10 feet of U-Pack® well screen placed at the interval 24.7-34.7 feet bgs with a flush-threaded polyvinyl chloride (PVC) end cap placed on the bottom 0.8-foot sump/sediment trap.

2.3 Well Construction Materials

Each monitoring well was designed and constructed to: (1) allow sufficient groundwater flow to the well for sampling; (2) minimize the passage of formation materials (turbidity) into the wells; and (3) ensure sufficient structural integrity to prevent collapse of the well.

The wells are constructed of 2-inch diameter Schedule 40 PVC casing affixed to a dual-wall slotted 10-foot U-Pack® PVC screen. The U-Pack® well screens consist of a 3-inch diameter outer PVC well screen and a 2-inch centralized inner PVC well screen in one integrated unit.

Factory slotted 0.010-inch screens were used. The construction materials are ink-free, National Science Foundation (NSF) approved, and do not contain glues or solvents. Casing and screen sections are flush-threaded (ASTM-F-480).

2.3.1 Filter Pack

Following placement of the well screens and casings at each well, the annular space adjacent to the well screens were filled with Southern Products & Silica Co. filter pack sand size GP #1 by hand pouring while tagging depth. This size sand is an approximately 16-50 sieve range, medium fine well-rounded quartz (silica) sand. Filter pack material was placed within the void space of the U-Pack® well screen and the annular space outside of the well screen extended approximately three feet above the top of the well screen. The depth to the top of filter pack at each well was measured and recorded in the well construction logs provided in **Appendix B.**

After placing the filter pack and prior to installing the annular seal, the wells were pumped for at least 30 minutes to ensure proper settlement of the filter pack. Prior to installing the annular seal, the depth to the filter pack was remeasured to ensure a minimum of two feet was present above the screen.

2.3.2 Annular Seal

An annular seal composed of approximately 3.5 feet of hydrated bentonite was placed on top of the filter pack by slowly pouring the material down the borehole and tamping it into place with a tremie pipe. The bentonite was hydrated for a minimum of 2 hours using potable water and allowed to cure before grouting the well.

Following hydration of the bentonite, the remaining annular space was tremie-grouted with a 30% solids bentonite grout (AQUAGARD®). The piezometer and monitoring well surface completions consist of a locked, aluminum protective casing and a four-foot by four-foot by four-inch concrete pad.

2.3.3 Cap and Protective Casing

The well risers were fitted with a locking cap and a lockable cover. A one-quarter inch vent hole in the PVC riser pipes provides an avenue for the escape of gas. The protective cap guards the casing from damage, and the locking cap serves as a security device to prevent well tampering. Bollards were installed around the four corners of the concrete pad to protect the wells.

A weep hole was drilled in the outer protective casing near the bottom above the concrete pad. Pea gravel was placed inside the protective casing between the riser pipe and the outer casing. The well is marked with the proper well identification number on the stand-up casing.

3 Well Development

Piezometer PZ-24IB and monitoring wells YGWC-24SB and YGWC-50 were initially developed using an inertial Waterra pump and surge block. The wells were surged in 24-inch strokes across the well screen five times to remove fines resulting from the well installation activities. A submersible pump was then used to over-pump each well to minimize turbidity during groundwater sampling. Turbidity, pH, temperature, and conductivity measurements ensured that the well was fully developed. Final turbidity measurements following development were less than 5 nephelometric turbidity units (NTUs). Well development forms are included in **Appendix B**.

4 Survey

The monitoring well locations and top of casing (TOC) elevations were surveyed by Arcadis on November 22, 2022 using a Leica GS16 Global Positioning System (GPS). Horizontal survey locations are relative to the Georgia State Plane Coordinate System, West Zone, NAD83, US Survey Feet. All horizontal locations meet or exceed an accuracy of 0.50 foot. Vertical elevations are referenced to NAVD1988, US Survey Feet and meet an accuracy standard of 0.01 foot. A detailed survey report is included in **Appendix C.**

5 References

Arcadis 2022a. Plant Yates, Ash Ponds 3, A, B, and B'/R6 CCR Landfill – Groundwater Monitoring Well Installation Work Plan. Prepared for Georgia Environmental Protection Division. September.

Arcadis 2022b. Plant Yates, Ash Ponds 3, A, B, and B'/R6 CCR Landfill – Well Abandonment Report. Prepared for Georgia Environmental Protection Division. August.

Georgia Environmental Protection Division, Georgia Department of Natural Resources. Manual for Groundwater Monitoring, September 1991.

United States Environmental Protection Agency (USEPA), Science and Ecosystem Support Division (SESD). Design and Installation of Monitoring Wells SESDGUID-101-R2, January 16, 2018.

Tables

Table 1 - Well Construction Data
Georgia Power Company
Plant Yates
Newnan, Georgia

Monument	Installation Date	Northing	Easting	Ground Elevation	Top of Casing (TOC) Elevation	Top of Screen Elevation	Bottom of Screen Elevation	Total Depth (ft bTOC)
YGWC-24SA*	6/4/2020	1258907.98	2073924.81	762.00	765.00	718.00	708.00	57.00
YGWC-24SB	10/13/2022	1258938.45	2073965.94	761.60	764.89	717.30	707.30	57.79
PZ-24IA*	6/3/2020	1258910.76	2073930.07	761.80	764.33	684.80	674.80	89.53
PZ-24IB	10/11/2022	1258927.49	2073952.22	761.90	764.92	701.90	691.90	73.42
YGWC-50	10/14/2022	1258123.39	2073321.00	726.50	729.78	701.80	691.80	39.28

Notes:

* Abandoned Well
Elevation in U.S. Survey Feet (NAVD88)
Northing and Easting Georgia State Plane West, NAD83

Figures

84°54'20"W 84°54'10"W 84°54'0"W 84°53'50"W 84°53'40"W 84°53'30"W 84°53'20"W 84°53'10"W 84°53'0"W 84°52'50"W 84°52'40"W

33°27'50"N
33°27'40"N
33°27'30"N
33°27'20"N
33°27'10"N
33°27'0"N
33°26'50"N

PZ-06D
YGWA-6S
YGWA-6I
PZ-48
YGWC-49
FORMER ASH POND A
YGWC-24SB
PZ-24IB
YGWC-24SA
PZ-24IA
ASH POND 2
YAMW-1
PZ-35
YGWC-36A
ASH POND B
YGWC-50
ASH POND B'
YGWA-17S
PZ-51
YGWC-43
R6 ASH DISPOSAL AREA
YGWA-18S
YGWA-18I
YAMW-2
YAMW-3
YGWC-42
ASH POND 3
PZ-37
PZ-37D
PZ-52D
PZ-53D
YGWC-23S
YAMW-4
YGWC-41
YAMW-5
YGWC-38
ASH MANAGEMENT AREA
YGWA-40
YGWA-39
YGWA-21I
YGWA-20S
YGWA-4I
PZ-04S
PZ-05S
YGWA-5D
YGWA-5I

LEGEND

- PERMITTED UNIT BOUNDARY
- SAPROLITE DETECTION MONITORING WELL LOCATION
- TRANSITION DETECTION MONITORING WELL LOCATION
- BEDROCK DETECTION MONITORING WELL LOCATION
- SAPROLITE ASSESSMENT WELL/PIEZOMETER
- TRANSITION ASSESSMENT WELL/PIEZOMETER
- BEDROCK ASSESSMENT WELL/PIEZOMETER
- ABANDONED ASSESSMENT WELL/PIEZOMETER
- ABANDONED DETECTION MONITORING WELL LOCATION

NOTE:
AERIAL IMAGE SOURCES: AUGUST 30, 2022 IMAGERY FLOWN AND PROCESSED BY SAM LLC; NATIONAL AGRICULTURE IMAGERY PROGRAM (NAIP) 2021 IMAGERY.

0 350 700 1,400
GRAPHIC SCALE IN FEET

COORDINATE SYSTEM: NAD 1983 STATEPLANE GEORGIA WEST FIPS 1002 FEET

Georgia Power

PLANT YATES AP-3, A, B, B', AND R6 CCR LANDFILL
NEWNAN, GA

WELL INSTALLATION REPORT

WELL LOCATION MAP

ARCADIS

FIGURE
1

Appendix A

Well Driller Performance Bond

CONTINUATION
CERTIFICATE

SAFECO Insurance Company of America , Surety upon

a certain Bond No. **4993104**

dated effective June 30, 1987
(MONTH-DAY-YEAR)

on behalf of Southern Company Services, Inc.
(PRINCIPAL)

and in favor of Georgia Department of Natural Resources, Environmental Protection Division
(OBLIGEE)

does hereby continue said bond in force for the further period

beginning on June 30, 2021
(MONTH-DAY-YEAR)

and ending on June 30, 2022
(MONTH-DAY-YEAR)

Amount of bond Fifteen Thousand Dollars and 00/100 ($15,000.00)

Description of bond Water Well Contractors & Drillers

Premium: $100.00

PROVIDED: That this continuation certificate does not create a new obligation and is executed upon the express condition and provision that the Surety's liability under said bond and this and all Continuation Certificates issued in connection therewith shall not be cumulative and that the said Surety's aggregate liability under said bond and this and all such Continuation Certificates on account of all defaults committed during the period (regardless of the number of years) said bond had been and shall be in force, shall not in any event exceed the amount of said bond as hereinbefore set forth.

Signed and dated on 05/06/2021
(MONTH-DAY-YEAR)

SAFECO Insurance Company of America

175 Berkeley Street, Boston, MA 02116

By _____
Attorney-in-Fact Jeffrey M. Wilson, Attorney-in-Fact

McGriff Insurance Services, Inc.
Agent

2211 7th Avenue South, Birmingham, AL 35233
Address of Agent

(205) 252-9871
Telephone Number of Agent

S-0157/GE 8/08

XDP

This Power of Attorney limits the acts of those named herein, and they have no authority to bind the Company except in the manner and to the extent herein stated.

Liberty Mutual. SURETY

American States Insurance Company
First National Insurance Company of America
General Insurance Company of America
Safeco Insurance Company of America

Certificate No: **8205019-016032**

POWER OF ATTORNEY

KNOWN ALL PERSONS BY THESE PRESENTS: That American States Insurance Company is a corporation duly organized under the laws of the State of Indiana, that First National Insurance Company of America, General Insurance Company of America, and Safeco Insurance Company of America are corporations duly organized under the laws of the State of New Hampshire (herein collectively called the "Companies"), pursuant to and by authority herein set forth, does hereby name, constitute and appoint, Alisa B. Ferris; Anna Childress; Jeffrey M. Wilson; Mark W. Edwards II; Richard H. Mitchell; Robert R. Freel; Sam Audia; William M. Smith

all of the city of Birmingham state of AL each individually if there be more than one named, its true and lawful attorney-in-fact to make, execute, seal, acknowledge and deliver, for and on its behalf as surety and as its act and deed, any and all undertakings, bonds, recognizances and other surety obligations, in pursuance of these presents and shall be as binding upon the Companies as if they have been duly signed by the president and attested by the secretary of the Companies in their own proper persons.

IN WITNESS WHEREOF, this Power of Attorney has been subscribed by an authorized officer or official of the Companies and the corporate seals of the Companies have been affixed thereto this 11th day of March , 2021 .

American States Insurance Company
First National Insurance Company of America
General Insurance Company of America
Safeco Insurance Company of America

By: David M. Carey
David M. Carey, Assistant Secretary

State of PENNSYLVANIA
County of MONTGOMERY ss

On this 11th day of March , 2021 before me personally appeared David M. Carey, who acknowledged himself to be the Assistant Secretary of American States Insurance Company, First National Insurance Company of America, General Insurance Company of America, and Safeco Insurance Company of America, and that he, as such, being authorized so to do, execute the foregoing instrument for the purposes therein contained by signing on behalf of the corporations by himself as a duly authorized officer.

IN WITNESS WHEREOF, I have hereunto subscribed my name and affixed my notarial seal at King of Prussia, Pennsylvania, on the day and year first above written.

Commonwealth of Pennsylvania - Notary Seal
Teresa Pastella, Notary Public
Montgomery County
My commission expires March 28, 2025
Commission number 1126044
Member, Pennsylvania Association of Notaries

By: Teresa Pastella
Teresa Pastella, Notary Public

This Power of Attorney is made and executed pursuant to and by authority of the following By-law and Authorizations of American States Insurance Company, First National Insurance Company of America, General Insurance Company of America, and Safeco Insurance Company of America, which are now in full force and effect reading as follows:

ARTICLE IV – OFFICERS: Section 12. Power of Attorney.
Any officer or other official of the Corporation authorized for that purpose in writing by the Chairman or the President, and subject to such limitation as the Chairman or the President may prescribe, shall appoint such attorneys-in-fact, as may be necessary to act in behalf of the Corporation to make, execute, seal, acknowledge and deliver as surety any and all undertakings, bonds, recognizances and other surety obligations. Such attorney-in-fact, subject to the limitations set forth in their respective powers of attorney, shall have full power to bind the Corporation by their signature and executed, such instruments shall be as binding as if signed by the President and attested to by the Secretary. Any power or authority granted to any representative or attorney-in-fact under the provisions of this article may be revoked at any time by the Board, the Chairman, the President or by the officer or officers granting such power or authority.

Certificate of Designation – The President of the Company, acting pursuant to the Bylaws of the Company, authorizes David M. Carey, Assistant Secretary to appoint such attorneys-in-fact as may be necessary to act on behalf of the Company to make, execute, seal, acknowledge and deliver as surety any and all undertakings, bonds, recognizances and other surety obligations.

Authorization – By unanimous consent of the Company's Board of Directors, the Company consents that facsimile or mechanically reproduced signature of any assistant secretary of the Company, wherever appearing upon a certified copy of any power of attorney issued by the Company in connection with surety bonds, shall be valid and binding upon the Company with the same force and effect as though manually affixed.

I, Renee C. Llewellyn, the undersigned, Assistant Secretary, of American States Insurance Company, First National Insurance Company of America, General Insurance Company of America and Safeco Insurance Company of America do hereby certify that the original power of attorney of which the foregoing is a full, true and correct copy of the Power of Attorney executed by said Companies, is in full force and effect and has not been revoked.

IN TESTIMONY WHEREOF, I have hereunto set my hand and affixed the seals of said Companies this 6th day of May , 2021 .

By: Renee C. Llewellyn
Renee C. Llewellyn, Assistant Secretary

Not valid for mortgage, note, loan, letter of credit, currency rate, interest rate or residual value guarantees.

For bond and/or Power of Attorney (POA) verification inquiries, please call 610-832-8240 or email HOSUR@libertymutual.com.

CONTINUATION
CERTIFICATE

SAFECO Insurance Company of America , Surety upon

a certain Bond No. **4993104**

dated effective June 30, 1987
(MONTH-DAY-YEAR)

on behalf of Southern Company Services, Inc.
(PRINCIPAL)

and in favor of Georgia Department of Natural Resources, Environmental Protection Division
(OBLIGEE)

does hereby continue said bond in force for the further period

beginning on June 30, 2022
(MONTH-DAY-YEAR)

and ending on June 30, 2023
(MONTH-DAY-YEAR)

Amount of bond Fifteen Thousand Dollars and 00/100 ($15,000.00)

Description of bond Water Well Contractors & Drillers

Premium: $100.00

PROVIDED: That this continuation certificate does not create a new obligation and is executed upon the express condition and provision that the Surety's liability under said bond and this and all Continuation Certificates issued in connection therewith shall not be cumulative and that the said Surety's aggregate liability under said bond and this and all such Continuation Certificates on account of all defaults committed during the period (regardless of the number of years) said bond had been and shall be in force, shall not in any event exceed the amount of said bond as hereinbefore set forth.

Signed and dated on 05/06/2021
(MONTH-DAY-YEAR)

SAFECO Insurance Company of America

175 Berkeley Street, Boston, MA 02116

By _____
Attorney-in-Fact Jeffrey M. Wilson, Attorney-in-Fact

McGriff Insurance Services, Inc.
Agent

2211 7th Avenue South, Birmingham, AL 35233
Address of Agent

(205) 252-9871
Telephone Number of Agent

S-0157/GE 8/08

XDP

This Power of Attorney limits the acts of those named herein, and they have no authority to bind the Company except in the manner and to the extent herein stated.

Liberty Mutual. SURETY

American States Insurance Company
First National Insurance Company of America
General Insurance Company of America
Safeco Insurance Company of America

Certificate No: **8205019-016032**

POWER OF ATTORNEY

KNOWN ALL PERSONS BY THESE PRESENTS: That American States Insurance Company is a corporation duly organized under the laws of the State of Indiana, that First National Insurance Company of America, General Insurance Company of America, and Safeco Insurance Company of America are corporations duly organized under the laws of the State of New Hampshire (herein collectively called the "Companies"), pursuant to and by authority herein set forth, does hereby name, constitute and appoint, Alisa B. Ferris; Anna Childress; Jeffrey M. Wilson; Mark W. Edwards II; Richard H. Mitchell; Robert R. Freel; Sam Audia; William M. Smith

all of the city of Birmingham state of AL each individually if there be more than one named, its true and lawful attorney-in-fact to make, execute, seal, acknowledge and deliver, for and on its behalf as surety and as its act and deed, any and all undertakings, bonds, recognizances and other surety obligations, in pursuance of these presents and shall be as binding upon the Companies as if they have been duly signed by the president and attested by the secretary of the Companies in their own proper persons.

IN WITNESS WHEREOF, this Power of Attorney has been subscribed by an authorized officer or official of the Companies and the corporate seals of the Companies have been affixed thereto this 11th day of March , 2021 .

American States Insurance Company
First National Insurance Company of America
General Insurance Company of America
Safeco Insurance Company of America

By: David M. Carey
David M. Carey, Assistant Secretary

State of PENNSYLVANIA
County of MONTGOMERY ss

On this 11th day of March , 2021 before me personally appeared David M. Carey, who acknowledged himself to be the Assistant Secretary of American States Insurance Company, First National Insurance Company of America, General Insurance Company of America, and Safeco Insurance Company of America, and that he, as such, being authorized so to do, execute the foregoing instrument for the purposes therein contained by signing on behalf of the corporations by himself as a duly authorized officer.

IN WITNESS WHEREOF, I have hereunto subscribed my name and affixed my notarial seal at King of Prussia, Pennsylvania, on the day and year first above written.

Commonwealth of Pennsylvania - Notary Seal
Teresa Pastella, Notary Public
Montgomery County
My commission expires March 28, 2025
Commission number 1126044
Member, Pennsylvania Association of Notaries

By: Teresa Pastella
Teresa Pastella, Notary Public

This Power of Attorney is made and executed pursuant to and by authority of the following By-law and Authorizations of American States Insurance Company, First National Insurance Company of America, General Insurance Company of America, and Safeco Insurance Company of America, which are now in full force and effect reading as follows:

ARTICLE IV – OFFICERS: Section 12. Power of Attorney.
Any officer or other official of the Corporation authorized for that purpose in writing by the Chairman or the President, and subject to such limitation as the Chairman or the President may prescribe, shall appoint such attorneys-in-fact, as may be necessary to act in behalf of the Corporation to make, execute, seal, acknowledge and deliver as surety any and all undertakings, bonds, recognizances and other surety obligations. Such attorney-in-fact, subject to the limitations set forth in their respective powers of attorney, shall have full power to bind the Corporation by their signature and executed, such instruments shall be as binding as if signed by the President and attested to by the Secretary. Any power or authority granted to any representative or attorney-in-fact under the provisions of this article may be revoked at any time by the Board, the Chairman, the President or by the officer or officers granting such power or authority.

Certificate of Designation – The President of the Company, acting pursuant to the Bylaws of the Company, authorizes David M. Carey, Assistant Secretary to appoint such attorneys-in-fact as may be necessary to act on behalf of the Company to make, execute, seal, acknowledge and deliver as surety any and all undertakings, bonds, recognizances and other surety obligations.

Authorization – By unanimous consent of the Company's Board of Directors, the Company consents that facsimile or mechanically reproduced signature of any assistant secretary of the Company, wherever appearing upon a certified copy of any power of attorney issued by the Company in connection with surety bonds, shall be valid and binding upon the Company with the same force and effect as though manually affixed.

I, Renee C. Llewellyn, the undersigned, Assistant Secretary, of American States Insurance Company, First National Insurance Company of America, General Insurance Company of America and Safeco Insurance Company of America do hereby certify that the original power of attorney of which the foregoing is a full, true and correct copy of the Power of Attorney executed by said Companies, is in full force and effect and has not been revoked.

IN TESTIMONY WHEREOF, I have hereunto set my hand and affixed the seals of said Companies this 6th day of May , 2021 .

By: Renee C. Llewellyn
Renee C. Llewellyn, Assistant Secretary

Not valid for mortgage, note, loan, letter of credit, currency rate, interest rate or residual value guarantees.

For bond and/or Power of Attorney (POA) verification inquiries, please call 610-832-8240 or email HOSUR@libertymutual.com.

Appendix B

Well Construction and Development Logs

RECORD OF BOREHOLE PZ-24IB

SHEET 1 of 2

PROJECT: Georgia Power Plant Yates
PROJECT NUMBER: 30143622
DRILLED DEPTH: 70.4 ft
LOCATION: Newnan, GA

DRILL RIG: TerraSonic 150CC
DATE STARTED: 10/11/2022
DATE COMPLETED: 10/11/2022

NORTHING: 1258927.49
EASTING: 2073952.22
GS ELEVATION: 761.9
TOC ELEVATION: 764.92

DEPTH W.L.: 25.3
ELEVATION W.L.: 691.5
DATE W.L.: 10/14/2022
TIME W.L.: 2:55:00 PM

DEPTH (ft)	DESCRIPTION	USCS	GRAPHIC LOG	DEPTH (ft)	SAMPLE NO.	PHOTO	REC	PZ-24IB MONITORING WELL DIAGRAM and NOTES	WELL CONSTRUCTION DETAILS
0	0.0 - 20.0 (ML) Sandy SILT; red; stiff; non-plastic; slightly moist; FILL.	ML		0.0	1		7.5 10.0	Aquaguard Bentonite Grout	**WELL CASING** Interval: 0'-60.2' Material: Schedule 40 PVC Diameter: 2" Joint Type: Threaded
5	Grading to 2.5YR 5/6.								**WELL SCREEN** Interval: 60'-70' Material: Schedule 40 PVC Diameter: 2" Slot Size: 0.010" End Cap: 0.8'
10	Grading to 2.5YR 7/6. Grading to 7.5YR 5/3. Grading to 10YR 7/4.				2		7.0 10.0		**FILTER PACK** Interval: 57'-70.4' Type: U-Pack GP-1 Sand Quantity: 5 bags **FILTER PACK SEAL** Interval: 53.5'-57 Type: 3/8" Bariod Bentonite Pellets Quantity: 1 x 5 gal bucket **ANNULUS SEAL** Interval: 0'-53.5' Type: Aquaguard Bentonite Grout Quantity: 3 bags + 45 gal H2O
15									
20	20.0 - 52.3 (SP) SAND; loose; well sorted; fine grained; moist; with some silt; SAPROLITE.	SP		20.0	3		9.0 10.0	2-Inch Schedule 40 PVC Riser	**DRILLING METHODS** Soil Drill: 4-Inch Sonic Rock Drill: 4-Inch Sonic Sample Type: Sonic
25	Quartz; coarse grained; subangular; wet. Grading to 2.5YR 7/3; trace clay.								
30	Coarse micaceous layer with iron staining.				4		10.0 10.0		
35									
40									

DRILLING COMPANY: Cascade Drilling
DRILLER: Cory Franklin

CHECKED BY: David Prouty
DATE: 12/12/2022

ARCADIS

RECORD OF BOREHOLE PZ-24IB

PROJECT: Georgia Power Plant Yates
PROJECT NUMBER: 30143622
DRILLED DEPTH: 70.4 ft
LOCATION: Newnan, GA

DRILL RIG: TerraSonic 150CC
DATE STARTED: 10/11/2022
DATE COMPLETED: 10/11/2022

NORTHING: 1258927.49
EASTING: 2073952.22
GS ELEVATION: 761.9
TOC ELEVATION: 764.92

DEPTH W.L.: 25.3
ELEVATION W.L.: 691.5
DATE W.L.: 10/14/2022
TIME W.L.: 2:55:00 PM

DEPTH (ft)	DESCRIPTION	USCS	GRAPHIC LOG	DEPTH (ft)	SAMPLE NO.	PHOTO	REC
45	20.0 - 52.3 (SP) SAND; loose; well sorted; fine grained; moist; with some silt; SAPROLITE. Grading to 2.5Y 7/3.	SP		20.0	5		10.0/10.0
50	Grading to 2.5Y 6/3.						
	52.3 - 55.0 (SP) SAND; 2.5Y 6/3; poorly sorted; fine to coarse grained; subangular; dry; with some silt; some friable gravel sized weathered rock.	SP		52.3	6		5.0/5.0
55	55.0 - 59.7 (SP) SAND; 2.5Y 7/3; loose; poorly sorted; fine to medium grained; subangular; with trace coarse mica; fines washed away with coring.	SP		55.0	7		3.5/5.0
60	59.7 - 70.4 ROCK; granitic gneiss; 7.5YR 8/1; thin to moderately foliated; moderately weathered along foliation.	BED-ROCK		59.7	8		6.0/10.4
65	Grading to GLEY1 8/N; granitic gneiss; slight weathering; thinly foliated.						
70	Near vertical fracture with weathering and iron staining on surface.						
75							
80							

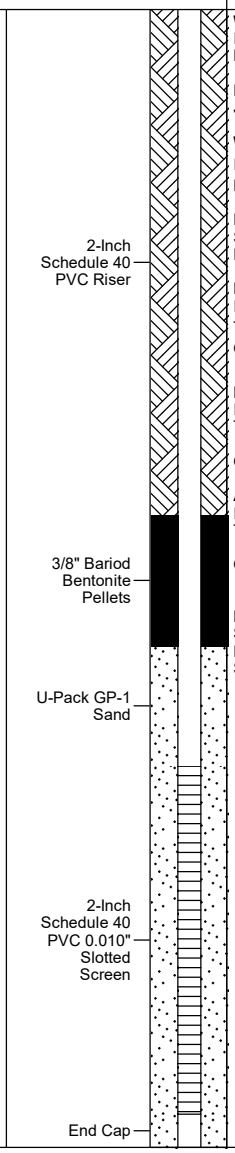

PZ-24IB MONITORING WELL DIAGRAM and NOTES

WELL CONSTRUCTION DETAILS

WELL CASING
Interval: 0'-60.2'
Material: Schedule 40 PVC
Diameter: 2"
Joint Type: Threaded

WELL SCREEN
Interval: 60'-70'
Material: Schedule 40 PVC
Diameter: 2"
Slot Size: 0.010"
End Cap: 0.8'

FILTER PACK
Interval: 57'-70.4'
Type: U-Pack GP-1 Sand
Quantity: 5 bags

FILTER PACK SEAL
Interval: 53.5'-57
Type: 3/8" Bariod Bentonite Pellets
Quantity: 1 x 5 gal bucket

ANNULUS SEAL
Interval: 0'-53.5'
Type: Aquaguard Bentonite Grout
Quantity: 3 bags + 45 gal H2O

DRILLING METHODS
Soil Drill: 4-Inch Sonic
Rock Drill: 4-Inch Sonic
Sample Type: Sonic

DRILLING COMPANY: Cascade Drilling
DRILLER: Cory Franklin

CHECKED BY: David Prouty
DATE: 12/12/2022

ARCADIS

RECORD OF BOREHOLE YGWC-24SB

PROJECT: Georgia Power Plant Yates
PROJECT NUMBER: 30143622
DRILLED DEPTH: 54.5 ft
LOCATION: Newnan, GA

DRILL RIG: TerraSonic 150CC
DATE STARTED: 10/13/2022
DATE COMPLETED: 10/13/2022

NORTHING: 1258938.45
EASTING: 2073965.94
GS ELEVATION: 761.6
TOC ELEVATION: 764.89

DEPTH W.L.: 23.4
ELEVATION W.L.: 707.1
DATE W.L.: 10/14/2022
TIME W.L.: 2:45:00 PM

DEPTH (ft)	DESCRIPTION	USCS	GRAPHIC LOG	DEPTH (ft)	SAMPLE NO.	PHOTO	REC
	0.0 - 18.5 (SM) Silty SAND; loose; poorly sorted; fine to medium grained; slightly moist; micaceous; FILL.			0.0			
	Grading to 5YR 5/6.						
5					1		2.5 10.0
	Grading to 7.5YR 6/6.						
10		SM					
	Grading to 10YR 6/6.						
15	Grading to 2.5YR 6/6.				2		10.0 10.0
	Grading to 10YR 5/4.						
	18.5 - 40.0 (SM) Silty SAND; 10YR 5/4; loose; poorly sorted; fine to medium with some coarse grained; saturated; micaceous; SAPROLITE.			18.5			
20							
	Grading to fine to medium grained.						
	Grading to 10YR 6/3.						
25	Grading to 2.5Y 6/4.				3		10.0 10.0
		SM					
30	Grading to 2.5Y 6/3.						
	Grading to 2.5Y 7/2.						
35					4		10.0 10.0
	Grading to 10YR 5/3.						
40							

YGWC-24SB MONITORING WELL DIAGRAM and NOTES

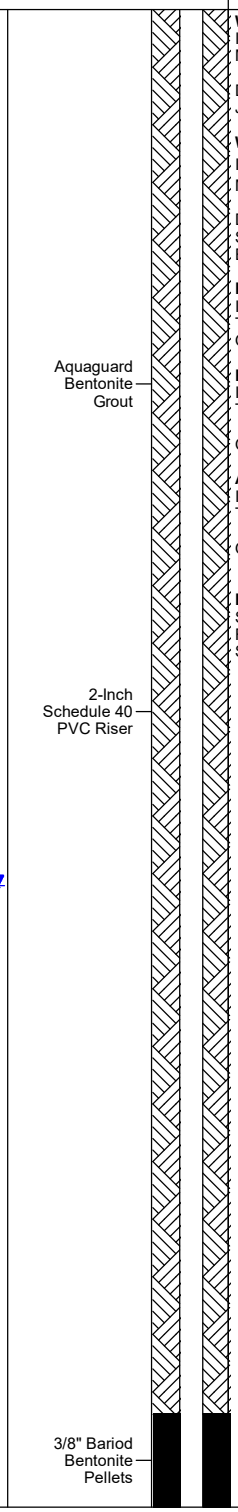

WELL CONSTRUCTION DETAILS

WELL CASING
Interval: 0'-44.5'
Material: Schedule 40 PVC
Diameter: 2"
Joint Type: Threaded

WELL SCREEN
Interval: 44.3'-54.3'
Material: Schedule 40 PVC
Diameter: 2"
Slot Size: 0.010"
End Cap: 0.8'

FILTER PACK
Interval: 41'-54.5'
Type: U-Pack GP-1 Sand
Quantity: 4 bags

FILTER PACK SEAL
Interval: 37.5'-41'
Type: 3/8" Bariod Bentonite Pellets
Quantity: 1 x 5 gal bucket

ANNULUS SEAL
Interval: 0'-41'
Type: Aquaguard Bentonite Grout
Quantity: 2 bags + 30 gal H2O

DRILLING METHODS
Soil Drill: 4-Inch Sonic
Rock Drill: 4-Inch Sonic
Sample Type: Sonic

DRILLING COMPANY: Cascade Drilling
DRILLER: Cory Franklin

CHECKED BY: David Prouty
DATE: 12/12/2022

ARCADIS

RECORD OF BOREHOLE YGWC-24SB

PROJECT: Georgia Power Plant Yates
PROJECT NUMBER: 30143622
DRILLED DEPTH: 54.5 ft
LOCATION: Newnan, GA

DRILL RIG: TerraSonic 150CC
DATE STARTED: 10/13/2022
DATE COMPLETED: 10/13/2022

NORTHING: 1258938.45
EASTING: 2073965.94
GS ELEVATION: 761.6
TOC ELEVATION: 764.89

DEPTH W.L.: 23.4
ELEVATION W.L.: 707.1
DATE W.L.: 10/14/2022
TIME W.L.: 2:45:00 PM

DEPTH (ft)	DESCRIPTION	USCS	GRAPHIC LOG	DEPTH (ft)	SAMPLE NO.	PHOTO	REC
45	40.0 - 48.0 (ML) Sandy SILT; 2.5Y 6/3, firm; non-plastic; moist; micaceous. Grading to 2.5Y 7/2; dry; heavily weathered rock pulvarized by sonic rig; friable silty sand and gravel; micaceous.	ML		40.0	5		8.0 10.0
50	48.0 - 51.0 (SP) SAND; 2.5Y 6/3; loose; poorly sorted; fine to medium grained; subangular; saturated.	SP		48.0			
	51.0 - 54.5 (SP) SAND; 10YR 8/3; loose; poorly sorted; fine to coarse grained; subangular; dry; with trace silt and some friable gravel sized weathered rock.	SP		51.0	6		5.0 4.5
55							
60							
65							
70							
75							
80							

YGWC-24SB MONITORING WELL DIAGRAM and NOTES

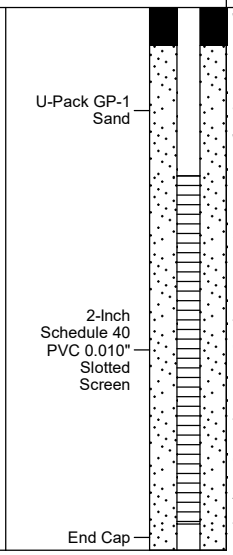

WELL CONSTRUCTION DETAILS

WELL CASING
Interval: 0'-44.5'
Material: Schedule 40 PVC
Diameter: 2"
Joint Type: Threaded

WELL SCREEN
Interval: 44.3'-54.3'
Material: Schedule 40 PVC
Diameter: 2"
Slot Size: 0.010"
End Cap: 0.8'

FILTER PACK
Interval: 41'-54.5'
Type: U-Pack GP-1 Sand
Quantity: 4 bags

FILTER PACK SEAL
Interval: 37.5'-41'
Type: 3/8" Bariod Bentonite Pellets
Quantity: 1 x 5 gal bucket

ANNULUS SEAL
Interval: 0'-41'
Type: Aquaguard Bentonite Grout
Quantity: 2 bags + 30 gal H2O

DRILLING METHODS
Soil Drill: 4-Inch Sonic
Rock Drill: 4-Inch Sonic
Sample Type: Sonic

DRILLING COMPANY: Cascade Drilling
DRILLER: Cory Franklin

CHECKED BY: David Prouty
DATE: 12/12/2022

ARCADIS

RECORD OF BOREHOLE YGWC-50

SHEET 1 of 1

PROJECT: Georgia Power Plant Yates
PROJECT NUMBER: 30143622
DRILLED DEPTH: 40.0 ft
LOCATION: Newnan, GA

DRILL RIG: TerraSonic 150CC
DATE STARTED: 10/14/2022
DATE COMPLETED: 10/14/2022

NORTHING: 1258123.39
EASTING: 2073321
GS ELEVATION: 726.5
TOC ELEVATION: 729.78

DEPTH W.L.:
ELEVATION W.L.: 686.5
DATE W.L.:
TIME W.L.:

DEPTH (ft)	DESCRIPTION	USCS	GRAPHIC LOG	DEPTH (ft)	SAMPLE NO.	PHOTO	REC
	0.0 - 13.5 (SM) Silty SAND; 2.5YR 4/6; poorly sorted; fine to medium grained; moist; FILL.	SM		0.0	1		5.0 10.0
	13.5 - 14.7 (SC) Clayey SILT; 2.5YR 5/3; cohesive; poorly sorted; fine to medium grained; low plasticity; saturated.	SC		13.5	2		10.0 10.0
	14.7 - 20.0 (SP) SAND; 2.5Y 5/3; poorly sorted; fine to medium grained; subrounded; saturated; organic rich. Peat. Peat. Wood. Peat.	SP		14.7			
	20.0 - 20.8 (CL) Sandy CLAY; 2.5Y 5/2; firm; low to medium plasticity; saturated.	CL		20.0	3		10.0 10.0
	20.8 - 30.0 (SP) SAND; Gley2 6/10G; well graded; fine to medium grained; moist; some silt; some quartzite gravel 20.8-21.3; SAPROLITE. Grading to 2.5Y 5/3. Grading to 2.5Y 4/4. Grading to dry with weathered friable rock fragment; 10YR 8/3 very pale brown.	SP		20.8			
	30.0 - 31.2 (SP) SAND; 10YR 4/6 dark yellowish brown; loose; well graded; medium grained; subrounded; moist.	SP		30.0	4		5.0 5.0
	31.2 - 35.0 (SP) SAND; 10YR 8/3; loose; well graded; fine to coarse grained; subrounded; with some silt and friable weathered rock fragments.	SP		31.2			
	35.0 - 40.0 ROCK; Gley1 7/N; granite gneiss; slight weathering; thinly foliated; interbedded weathered zones washed away by coring fluids.	BED-ROCK		35.0	5		2.2 5.0

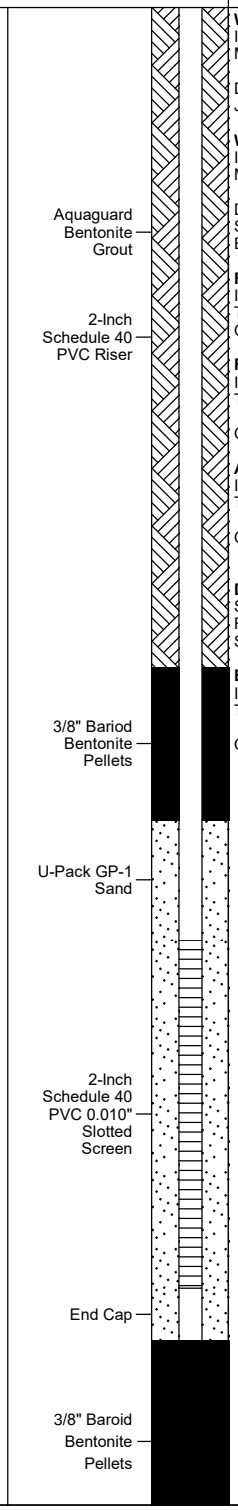

WELL CONSTRUCTION DETAILS

WELL CASING
Interval: 0'-24.9'
Material: Schedule 40 PVC
Diameter: 2"
Joint Type: Threaded

WELL SCREEN
Interval: 24.7'-34.7'
Material: Schedule 40 PVC
Diameter: 2"
Slot Size: 0.010"
End Cap: 0.8'

FILTER PACK
Interval: 21.7'-35.6'
Type: U-Pack GP-1 Sand
Quantity: 5 bags

FILTER PACK SEAL
Interval: 17.6'-21.7'
Type: 3/8" Bariod Bentonite Pellets
Quantity: 1 x 5 gal bucket

ANNULUS SEAL
Interval: 0'-17.6'
Type: Aquaguard Bentonite Grout
Quantity: 1 bag + 15 gal H2O

DRILLING METHODS
Soil Drill: 4-Inch Sonic
Rock Drill: 4-Inch Sonic
Sample Type: Sonic

BACKFILL
Interval: 35.6'-40'
Type: 3/4" Bentonite Chips
Quantity: 1/2 50 lb bag

DRILLING COMPANY: Cascade Drilling
DRILLER: Cory Franklin

CHECKED BY: David Prouty
DATE: 12/12/2022

ARCADIS

WATER QUALITY METER CALIBRATION LOG

PROJECT NAME	Yates 2022-2027 LF-R6 GW Consulting Services
PROJECT NUMBER	30143626
MODEL	YSI Pro Plus
SERIAL NUMBER	046664
SAMPLER	Augie Parrinello
DATE	10/19/2022

TURBIDITY CALIBRATION

CALIBRATION READING			
LOT NUMBER			
EXPIRATION DATE			
PRE-CALIBRATION	POST-CALIBRATION	TURBIDITY CALIBRATION WITHIN RANGE	TIME
10	10	yes	16:53
20	19	yes	--
99	100	yes	--
801	800	yes	--

SINGLE POINT CALIBRATION

LOT NUMBER				
EXPIRATION DATE				
PARAMETERS	PRE-CALIBRATION	POST-CALIBRATION	SINGLE POINT CALIBRATION WITHIN RANGE	TIME
pH	7.02	7.02	yes	16:42
pH	4	4	yes	16:43
pH	9.98	9.99	yes	16:44
Conductivity	1.324	1.413	yes	16:46
ORP	222	239	yes	16:49
DO	9.99	9.99	yes	17:39

[1] CALIBRATION RANGES ARE SPECIFIC TO THE MODEL OF THE QUALITY METER

NOTES:

WATER QUALITY METER CALIBRATION LOG

PROJECT NAME	Yates 2022-2027 LF-R6 GW Consulting Services
PROJECT NUMBER	30143626
MODEL	YSI Pro Plus
SERIAL NUMBER	046664
SAMPLER	Augie Parrinello
DATE	10/20/2022

TURBIDITY CALIBRATION

CALIBRATION READING			
LOT NUMBER			
EXPIRATION DATE			
PRE-CALIBRATION	POST-CALIBRATION	TURBIDITY CALIBRATION WITHIN RANGE	TIME
10	10	yes	09:30
20	20	yes	--
101	100	yes	--
799	800	yes	--

SINGLE POINT CALIBRATION

LOT NUMBER				
EXPIRATION DATE				
PARAMETERS	PRE-CALIBRATION	POST-CALIBRATION	SINGLE POINT CALIBRATION WITHIN RANGE	TIME
pH	7.01	7	yes	09:10
pH	4.1	4	yes	09:11
pH	10.22	10	yes	09:12
Conductivity	1.143	1.413	yes	09:15
ORP	233	239	yes	09:18
DO	9.99	9.99	yes	09:19

[1] CALIBRATION RANGES ARE SPECIFIC TO THE MODEL OF THE QUALITY METER

NOTES:

WATER QUALITY METER CALIBRATION LOG

PROJECT NAME	Yates 2022-2027 LF-R6 GW Consulting Services
PROJECT NUMBER	30143626
MODEL	YSI Pro Plus
SERIAL NUMBER	046664
SAMPLER	Augie Parrinello
DATE	10/25/2022

TURBIDITY CALIBRATION

CALIBRATION READING			
LOT NUMBER			
EXPIRATION DATE			
PRE-CALIBRATION	POST-CALIBRATION	TURBIDITY CALIBRATION WITHIN RANGE	TIME
10	10	yes	08:15
20	20	yes	--
101	100	yes	--
799	800	yes	--

SINGLE POINT CALIBRATION

LOT NUMBER				
EXPIRATION DATE				
PARAMETERS	PRE-CALIBRATION	POST-CALIBRATION	SINGLE POINT CALIBRATION WITHIN RANGE	TIME
pH	7.05	7	yes	08:10
pH	4.12	4	yes	08:11
pH	10.09	10	yes	08:12
Conductivity	1.217	1.413	yes	08:15
ORP	255	239	yes	08:18
DO	9.99	9.99	yes	08:19

[1] CALIBRATION RANGES ARE SPECIFIC TO THE MODEL OF THE QUALITY METER

NOTES:

MONITORING WELL DEVELOPMENT LOG

ARCADIS

Site/Project Information

Well ID	YGWC-50		Date	10/19/2022, 10/20/2022, 10/25/2022	
Project	Plant Yates		Project No.	30143626	
Site Location	Newnan GA	Top of Screen (ft bmp)	24.9	Bottom of Screen (ft bmp)	34.2
Weather	Warm, Sunny	Time Begin	16:27	Time End	13:21

Development Data

Measuring Point	Top of Casing	Pump Intake Setting (ft bmp)	Full screened interval (inertial pump); above screen (submersible pump)
MP Elevation (ft)	NA	Pumping Rate (gpm)	Variable
Land Surface Elevation (ft)	NA	Development Method	Inertial Pump and Submersible Pump
Pre-Dev Well Depth (ft bmp)	38.29	Post-Dev Well Depth (ft bmp)	NA
Pre-Dev DTW (ft bmp)	15.94	Post-Dev DTW (ft bmp)	NA
Pre-Dev Water Column (ft)	22.35	Post-Dev Water Column (ft)	NA
Casing Diameter (in) / Type	2/PVC		
Initial Well Volume (gallons)	3.63	Color	Reddish brown
Total Well Volumes Purged	42.01	Odor	No
		Appearance	Turbid

Date	Time	Measured DTW (ft bmp)	Pumping Rate (gpm)	Elapsed Time (min)	Volume Removed (gal)	Conductivity (µs/cm)	Turbidity (NTU)	Temp (°C)	pH (s.u.)	ORP (mV)	DO (mg/L)	Remarks
10/19/2022	17:00	NR	0.5	0	0.00	1890	>1000	19.8	5.27	-308.2	0.72	NR
10/19/2022	17:30	20.05	0.5	30	15.00	1854	>1000	19.3	5.25	-335.7	0.62	Intertial pump; surged screen, 2' stroke 5x
10/19/2022	18:02	21.24	0.5	62	31.00	5.19	NR	19.3	5.19	-349	0.42	Intertial pump; surged screen, 2' stroke 5x
10/19/2022	18:30	NR	0.5	90	45.00	NR	NR	NR	NR	NR	NR	Intertial pump; surged screen, 2' stroke 5x
10/20/2022	09:30	NR	0	990	45.00	NR	>1000	17	5.24	-250.7	0.61	Intertial pump; surged screen, 2' stroke 5x
10/20/2022	10:00	18.24	0.5	1020	60.00	1732	868	17.1	5.2	-266.2	0.75	Intertial pump; surged screen, 2' stroke 5x
10/20/2022	10:25	19.1	0.5	1045	72.50	1635	164	15.9	5.62	-271.8	0.68	Intertial pump; surged screen, 2' stroke 5x
10/25/2022	12:40	16	0	1180	72.50	1842	943	19.2	5.2	78.1	3.62	Submersible pump
10/25/2022	12:50	27.75	2	1190	92.50	1821	33.3	18.7	5.29	57.9	0.96	Submersible pump
10/25/2022	13:00	27.75	2	1200	112.50	1819	10.8	18.7	5.2	58.1	0.65	Submersible pump
10/25/2022	13:20	NR	2	1220	152.50	1817	4.43	18.7	5.11	77.4	0.72	Submersible pump

Development Personnel: Auguste Parrinello

Notes:

Well Diameter (in) = Unit Volume (gallon per ft of water column)

Well Volume Calcs	1 = 0.04	1.5 = 0.09	2.5 = 0.26	3.5 = 0.50	6 = 1.47
	1.25 = 0.06	2 = 0.16	3 = 0.37	4 = 0.65	

: -bmp - feet below measuring point
nV-millivolts

°F / °C- Degrees Fahrenheit/Celsius
gpm - gallons per minute

mS/cm-Milisiemens per centimeter

MONITORING WELL DEVELOPMENT LOG

ARCADIS

Site/Project Information

Well ID	PZ-24SB		Date	10/20/2022; 10/25/2022	
Project	Yates 2022-2027 LF-R6 GW Consulting Services		Project No.	30143626	
Site Location	Newnan GA	Top of Screen (ft bmp)	44.5	Bottom of Screen (ft bmp)	53.8
Weather	Sunny, warm	Time Begin	15:15	Time End	11:31

Development Data

Measuring Point	Top of Casing	Pump Intake Setting (ft bmp)	Full screened interval (inertial pump); above screen (submersible pump)
MP Elevation (ft)	NA	Pumping Rate (gpm)	Variable
Land Surface Elevation (ft)	NA	Development Method	Inertial Pump and Submersible Pump
Pre-Dev Well Depth (ft bmp)	NA	Post-Dev Well Depth (ft bmp)	NA
Pre-Dev DTW (ft bmp)	28.01	Post-Dev DTW (ft bmp)	NA
Pre-Dev Water Column (ft)	NA	Post-Dev Water Column (ft)	NA
Casing Diameter (in) / Type	/PVC		
Initial Well Volume (gallons)	NA	Color	Lt brown
Total Well Volumes Purged		Odor	No
		Appearance	NA

Field Parameters

Date	Time	Measured DTW (ft bmp)	Pumping Rate (gpm)	Elapsed Time (min)	Volume Removed (gal)	Conductivity (µs/cm)	Turbidity (NTU)	Temp (°C)	pH (s.u.)	ORP (mV)	DO (mg/L)	Remarks
10/20/2022	15:15	NR	0.5	0	0.00	NR	NR	NR	NR	NR	NR	NR
10/20/2022	15:45	31.15	0.5	30	15.00	148.5	1000	18.1	6.75	-201.5	2.65	Surged 2' stroke 5x
10/20/2022	16:45	NR	0.5	90	45.00	288.7	NR	17.5	6.52	-125.5	4.31	Surged well screen 2' stroke 5x
10/20/2022	16:15	32.24	0.5	60	30.00	208.8	808	17.3	6.83	-156.6	3.86	Surged well screen 2' stroke 5x
10/25/2022	11:10	30.44	0	1195	45.00	NR	25.1	19.2	6.29	155.4	2.96	Surged well screen 2' stroke 5x
10/25/2022	11:20	37.55	1	1205	55.00	124.7	11.1	19.3	6.3	111.9	4.47	Submersible pump
10/25/2022	11:25	37.57	1	1210	60.00	119.2	4.34	-19.2	6.19	89.7	4.92	Submersible pump

Development Personnel: Auguste Parrinello

Notes:

Well Diameter (in) = Unit Volume (gallon per ft of water column)

Well Volume Calcs	1 = 0.04	1.5 = 0.09	2.5 = 0.26	3.5 = 0.50	6 = 1.47
	1.25 = 0.06	2 = 0.16	3 = 0.37	4 = 0.65	

t -bmp - feet below measuring point
nV-millivolts

°F / °C- Degrees Fahrenheit/Celsius
gpm - gallons per minute

mS/cm-Milisiemens per centimeter

MONITORING WELL DEVELOPMENT LOG

ARCADIS

Site/Project Information

Well ID	PZ-24IB			Date	10/20/2022; 10/25/2022
Project	Yates 2022-2027 LF-R6 GW Consulting Services			Project No.	30143626
Site Location	Newnan GA	Top of Screen (ft bmp)	60.2	Bottom of Screen (ft bmp)	69.5
Weather	Sunny, warm	Time Begin	13:28	Time End	11:47

Development Data

Measuring Point	Top of Casing	Pump Intake Setting (ft bmp)	Full screened interval (inertial pump); above screen (submersible pump)
MP Elevation (ft)	NA	Pumping Rate (gpm)	Variable
Land Surface Elevation (ft)	NA	Development Method	Inertial Pump and Submersible Pump
Pre-Dev Well Depth (ft bmp)	NA	Post-Dev Well Depth (ft bmp)	NA
Pre-Dev DTW (ft bmp)	28.5	Post-Dev DTW (ft bmp)	NA
Pre-Dev Water Column (ft)	NA	Post-Dev Water Column (ft)	NA
Casing Diameter (in) / Type	2/PVC	**Field Parameters**	
Initial Well Volume (gallons)	NA	Color	Tan
Total Well Volumes Purged		Odor	No
		Appearance	NA

Field Parameters

Date	Time	Measured DTW (ft bmp)	Pumping Rate (gpm)	Elapsed Time (min)	Volume Removed (gal)	Conductivity (µs/cm)	Turbidity (NTU)	Temp (°C)	pH (s.u.)	ORP (mV)	DO (mg/L)	Remarks
10/20/2022	13:30	NR	0.5	0	0.00	NR	NR	NR	NR	NR	NR	NR
10/20/2022	14:00	38.1	0.5	30	15.00	126.1	NR	18.1	6.15	87.1	4.06	Surged well 2' stroke 5x
10/20/2022	14:30	NR	0.5	60	30.00	118.9	237	18.1	6.12	92.9	5.07	Surged well 2' stroke 5x
10/20/2022	15:00	NR	0.5	90	45.00	138.9	284	17.9	6.05	97.6	4.17	Surged well 2' stroke 5x
10/25/2022	11:35	29	0	1325	45.00	91.2	12.1	19	6.03	105.8	4.66	Submersible pump
10/25/2022	11:45	NR	1	1335	55.00	87.8	3.95	18.7	6.04	119.5	5.2	Submersible pump

Development Personnel: Auguste Parrinello

Notes:

Well Diameter (in) = Unit Volume (gallon per ft of water column)

Well Volume Calcs	1 = 0.04	1.5 = 0.09	2.5 = 0.26	3.5 = 0.50	6 = 1.47
	1.25 = 0.06	2 = 0.16	3 = 0.37	4 = 0.65	

t -bmp - feet below measuring point
nV-millivolts

°F / °C- Degrees Fahrenheit/Celsius
gpm - gallons per minute

mS/cm-Milisiemens per centimeter

Appendix C

Well Survey Report

Arcadis U.S., Inc.
2839 Paces Ferry
Road SE
Suite 900 Atlanta
Georgia 30339
Tel 770.431-8666
Fax 770.435.2666
www.arcadis.com

Ms. Lauren Hartley
Southern Company
Environmental Solutions
241 Ralph McGill Blvd, NE
Atlanta, GA 30308

Subject:
YGWC-24SB, YGWC-50 & PZ-24IB
Plant Yates, 708 Dyer Road, Newnan, Georgia

Date:
December 07, 2022

Contact:
Mike Peppers, PLS

Phone:
770.384.6638

Email:
mike.peppers@arcadis.com

Our ref:
30143626

Dear Ms. Hartley:

Attached is a copy of the survey report for YGWC-24SB, YGWC-50 & PZ-24IB at Plant Yates.

We appreciate the opportunity to work with Georgia Power and look forward to working with you in the future. If you need additional information, please feel free to contact me.

Sincerely,

Arcadis U.S., Inc.

Mike Peppers, PLS
Survey Department Manager

Attachments

Copies:
Geoffrey Gay, PE

DESCRIPTION AND SCOPE

Arcadis performed horizontal and vertical field survey locations at YGWC-24SB, YGWC-50 & PZ-24IB.The Arcadis field survey team obtained horizontal and vertical locations for the top of the well casing (TOC) and surveyed the nail located on the concrete pad around the well. Where no nail was present, the field crew surveyed the top of the concrete well pad. The team completed the field survey on these 3 locations on 11/22/2022.

The Arcadis field team utilized a of Leica GS16 Global Positioning System (GPS) to obtain horizontal locations of the TOC and/or nail or top of the concrete well pad. All horizontal field survey locations are relative to the Georgia State Plane Coordinate System, West Zone, NAD1983, US Survey Feet. All horizontal locations meet or exceed an accuracy level of 0.50 foot. All vertical field survey locations were obtained from a level loop, performed with the Leica DNA03 digital level.

See the attached exhibit detailing the surveyed location for YGWC-24SB, YGWC-50 & PZ-24IB.

CERTIFICATION

I, Mike Peppers, being a Georgia Licensed Professional Land Surveyor, in accordance with the Georgia Board of Professional Engineers and Land Surveyors do hereby certify that the information contained herein is true and correct and has been prepared in accordance with generally accepted good land survey practices under my supervision, and the data is reliable to a horizontal accuracy of 0.5 foot and an elevational accuracy of 0.01 foot for each surveyed point.

FINAL REVIEW:

Mike Peppers, PLS DATE: December 07, 2022

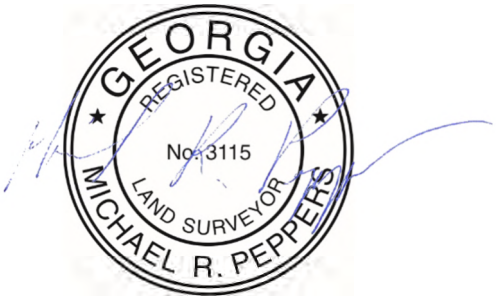

Mike Peppers, PLS
2839 Paces Ferry Road SE
Suite 900
Atlanta, GA 30339
770.431-8666

EXHIBIT 1

Plant Yates – AMA Monitoring Well and Piezometer Surveys

Monument	Concrete Base Point	NAVD88 Elevation	Georgia State Plane Grid (NAD83), West Zone Northing	Easting	WGS84 Latitude	Longitude
YGWC-24SB	Casing	764.89	1258938.45	2073965.94	33° 27' 31.867" N	84° 53' 47.785" W
	Disk	761.75	1258938.85	2073965.27		
	Ground	761.6				
YGWC-50	Casing	729.78	1258123.39	2073321.00	33° 27' 23.758" N	84° 53' 55.329" W
	Disk	726.73	1258134.10	2073320.06		
	Ground	726.5				
PZ-24IB	Casing	764.92	1258927.49	2073952.22	33° 27' 31.758" N	84° 53' 47.946" W
	Disk	762.08	1258928.06	2073951.37		
	Ground	761.9				

Notes:
NAD83(2011) coordinates system on site established by utilizing eGPS VRS & OPUS Solutions Elevations derived from Arcadis BM#1 (El. 758.24)
Elevations & coordinates are U.S. Survey feet

Arcadis U.S., Inc.
2839 Paces Ferry Road, Suite 900
Atlanta
Georgia 30339
Phone: 770 431 8666
Fax: 770 435 2666
www.arcadis.com

Well Abandonment Report

YGWC-24SA and PZ-24IA

ARCADIS

Georgia Power

WELL ABANDONMENT REPORT

Plant Yates AP-3/A/B/B' and R6 Landfill
Newnan, Georgia

August 16, 2022

Well Abandonment Report

Plant Yates – AP-3, A, B, B' and R6 Landfill
Newnan, Georgia

August 16, 2022

Prepared By:
Arcadis U.S., Inc.
2839 Paces Ferry Road, Suite 900
Atlanta
Georgia 30339
Phone: 770 431 8666
Fax: 770 435 2666

Prepared For:
Georgia Power Company

Becky Steever
Staff Geologist

Geoffrey Gay, PE
Technical Expert (Eng)

Contents

1 Introduction i

2 Abandonment Activities 1

Figures

Figure 1. Site Location

Figure 2. Well Location Map

Appendices

A Well Abandonment Records

PROFESSIONAL ENGINEER CERTIFICATION

I certify that I am a qualified groundwater scientist who has received a baccalaureate or post-graduate degree in the natural sciences or engineering and have sufficient training and experience in groundwater hydrology and related fields as demonstrated by state registration and completion of accredited university courses that enable me to make sound professional judgments regarding groundwater monitoring and contaminant fate and transport. I hereby certify that I am a qualified groundwater scientist, in accordance with the Georgia Rules of Solid Waste Management, and 40 CFR Part 258.50(g). I further certify that this report was prepared by me or by a subordinate working under my direction.

8.31.22

J. Geoffrey Gay, P.E.
Principal Environmental Engineer
Georgia Registration No. 27801

Date

1 Introduction

Plant Yates is located at 708 Dyer Road on the east bank of the Chattahoochee River in Coweta County, Georgia near the Coweta and Carroll County line. The site is approximately eight miles northwest of the city of Newnan and 13 miles southeast of the city of Carrollton. Plant Yates, once a coal-fired power generation facility converted to natural gas combustion turbines, occupies approximately 2,400 acres. The Dyer Road re-alignment construction activities at Georgia Power Company Plant Yates necessitated the abandonment of a groundwater monitoring wells and piezometer at Ash Ponds (AP) AP-3, A, B, B', and the R6 Landfill. This report documents the abandonment of monitoring well YGWC-24SA and piezometer PZ-24I on May 25, 2022. **Figure** 1 depicts the configuration of ash ponds AP-A, AP-B, AP-B', AP-3, and the R6 CCR Landfill, and **Figure 2** depicts the location of the monitoring wells.

2 Abandonment Activities

Monitoring well abandonment was performed by Cascade Environmental under contract with Southern Company Services (SCS) Field Services. The abandonment activities were performed under the oversight and direction of a Georgia Registered Professional Engineer with Arcadis. Monitoring well YGWC-24SA and piezometer PZ-24IA were abandoned by grouting in place. The concrete pads and bollards were removed, and the casing was over-drilled and cut off at a depth of 10-feet below ground surface. The screen and riser pipe were tremie-grouted with a 30 percent solids bentonite grout to ground surface. The surrounding area consists of vegetation and/or bare soil. No resurfacing efforts were required to match the surrounding surface condition. Well abandonment records are provided in **Appendix A**.

Figures

84°55'30"W 84°55'20"W 84°55'10"W 84°55'0"W 84°54'50"W 84°54'40"W 84°54'30"W 84°54'20"W 84°54'10"W 84°54'0"W 84°53'50"W 84°53'40"W 84°53'30"W 84°53'20"W 84°53'10"W 84°53'0"W 84°52'50"W 84°52'40"W 84°52'30"W

33°28'40"N
33°28'30"N
33°28'20"N
33°28'10"N
33°28'0"N
33°27'50"N
33°27'40"N
33°27'30"N
33°27'20"N
33°27'10"N
33°27'0"N
33°26'50"N
33°26'40"N

FORMER ASH POND A
ASH POND B
ASH POND B'
R6 ASH DISPOSAL AREA
ASH POND 3
ASH MANAGEMENT AREA

84°55'30"W 84°55'20"W 84°55'10"W 84°55'0"W 84°54'50"W 84°54'40"W 84°54'30"W 84°54'20"W 84°54'10"W 84°54'0"W 84°53'50"W 84°53'40"W 84°53'30"W 84°53'20"W 84°53'10"W 84°53'0"W 84°52'50"W 84°52'40"W 84°52'30"W 84°52'20"W

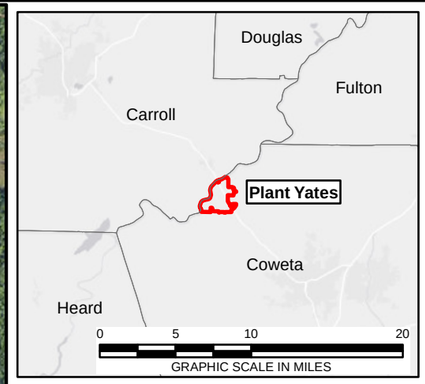

LEGEND

APPROXIMATE PROPERTY BOUNDARY
PERMITTED UNIT BOUNDARY

NOTE:
AERIAL IMAGE SOURCES: JULY 1, 2021 IMAGERY FLOWN AND PROCESSED BY SAM LLC; NATIONAL AGRICULTURE IMAGERY PROGRAM (NAIP) 2019 IMAGERY.

0 650 1,300 2,600
GRAPHIC SCALE IN FEET

COORDINATE SYSTEM: NAD 1983 STATEPLANE GEORGIA WEST FIPS 1002 FEET

Georgia Power

PLANT YATES AP-3, A, B, B', AND R6 CCR LANDFILL
NEWNAN, GA
WELL ABANDONMENT REPORT

SITE LOCATION MAP

ARCADIS

FIGURE
1

84°54'20"W 84°54'10"W 84°54'0"W 84°53'50"W 84°53'40"W 84°53'30"W 84°53'20"W 84°53'10"W 84°53'0"W 84°52'50"W 84°52'40"W

33°27'50"N
33°27'40"N
33°27'30"N
33°27'20"N
33°27'10"N
33°27'0"N
33°26'50"N

YGWA-6S
PZ-06D
YGWA-6I
PZ-48
YGWC-49
FORMER ASH POND A
PZ-24IA
YGWC-24SA
ASH POND 2
YAMW-1
PZ-35
YGWC-36A
ASH POND B
ASH POND B'
YGWA-17S
PZ-51
YGWC-43
R6 ASH DISPOSAL AREA
YGWA-18S
YGWA-18I
YAMW-2
YAMW-3
YGWC-42
YAMW-4
YGWC-41
PZ-37
PZ-37D
PZ-52D
PZ-53D
YGWC-23S
ASH POND 3
YAMW-5
YGWC-38
ASH MANAGEMENT AREA
YGWA-40
YGWA-39
YGWA-21I
YGWA-20S
YGWA-4I
PZ-04S
PZ-05S
YGWA-5D
YGWA-5I

LEGEND

- PERMITTED UNIT BOUNDARY
- SAPROLITE NETWORK MONITORING WELL LOCATION
- TRANSITION NETWORK MONITORING WELL LOCATION
- BEDROCK NETWORK MONITORING WELL LOCATION
- SAPROLITE NON-NETWORK WELL/PIEZOMETER
- TRANSITION NON-NETWORK WELL/PIEZOMETER
- BEDROCK NON-NETWORK WELL/PIEZOMETER

NOTE:
AERIAL IMAGE SOURCES: JULY 1, 2021 IMAGERY FLOWN AND PROCESSED BY SAM LLC; NATIONAL AGRICULTURE IMAGERY PROGRAM (NAIP) 2019 IMAGERY.

0 350 700 1,400
GRAPHIC SCALE IN FEET

COORDINATE SYSTEM: NAD 1983 STATEPLANE GEORGIA WEST FIPS 1002 FEET

Georgia Power

PLANT YATES AP-3, A, B, B', AND R6 CCR LANDFILL
NEWNAN, GA
WELL ABANDONMENT REPORT

WELL LOCATION MAP

ARCADIS

FIGURE
2

Appendix A

Well Abandonment Records

MONITOR WELL ABANDONMENT RECORD

Site Name : Power Plant Yates

Well ID: YGWC-24SA

Site Name: Power Plant Yates

County: Coweta County

Well ID: YGWC-24SA

Project Number: 30055278

Date Installed: 6/4/2020

Date Abandoned: 5/25/2022

Subcontractor: Cascade

Well Depth: 62 ft

Screen Depth from TOC (ft): NA ft

Water Table Depth from TOC: 27.84 ft

Casing Type: Galvanized [ ] PVC [✓] Stainless Steel [ ] ID: 2in [✓] 4in [ ]

Screen Type: PVC [✓] Stainless steel [ ] Abandoned Screen Length: 10 ft

2in Annulus Grouted: Yes [✓] No [ ] from 54 ft to 0 ft Grout Type: Bentonite

4in Annulus Grouted: Yes [ ] No [ ] from __ ft to __ ft Grout Type: _____

Casing: Pulled [ ] Cut [✓] Depth BGS: 10 Well Grouted? Yes [✓] No [ ]

Grout Type: Bentonite [✓] Cement [ ] Grout Mixture: Chips [ ] Slurry [✓]

Grouting Method: Through Casing [ ] Tremie [✓] Poured [ ]

Other [ ] Grouting Method Other:

Crew:

Comments: Materials: aquaguard
Tremie grout.
Approximately 2.5 bags/40 gallon

Well overdrilled to 10 feet bgs.

Notes:

ft - feet in - inches TOC - Top of Casing

ID - Inside Diameter BGS - Below ground surface

MONITOR WELL ABANDONMENT RECORD

Site Name : Power Plant Yates

Well ID: YGWC-24SA

Location Sketch: See attached site map

Well before Abandonment

Well after Abandonment

Additional Photos

MONITOR WELL ABANDONMENT RECORD

Site Name : Power Plant Yates

Well ID: PZ-24IA

Site Name: Power Plant Yates

County: Coweta County

Well ID: PZ-24IA

Project Number: 30055278

Date Installed:

Date Abandoned: 5/25/2022

Subcontractor: Cascade

Well Depth: 89.53 ft

Screen Depth from TOC (ft): 79.53 ft

Water Table Depth from TOC: 28.52 ft

Casing Type: Galvanized [ ] PVC [✓] Stainless Steel [ ] ID: 2in [✓] 4in [ ]

Screen Type: PVC [✓] Stainless steel [ ] Abandoned Screen Length: ft

2in Annulus Grouted: Yes [✓] No [ ] from 89 ft to 0 ft Grout Type: Bentonite

4in Annulus Grouted: Yes [ ] No [ ] from __ ft to __ ft Grout Type: _____

Casing: Pulled [ ] Cut [✓] Depth BGS: 10 Well Grouted? Yes [✓] No [ ]

Grout Type: Bentonite [✓] Cement [ ] Grout Mixture: Chips [ ] Slurry [✓]

Grouting Method: Through Casing [ ] Tremie [✓] Poured [ ]

Other [ ] Grouting Method Other:

Crew:

Comments: Materials: aquaguard
Tremie grout.
Approximately 2.75 bags/44 gallons

Well overdrilled to 10 feet bgs.

Notes:

ft - feet in - inches TOC - Top of Casing

ID - Inside Diameter BGS - Below ground surface

MONITOR WELL ABANDONMENT RECORD

Site Name : Power Plant Yates

Well ID: PZ-24IA

Location Sketch: See attached site map

Well before Abandonment

Well after Abandonment

Arcadis U.S., Inc.
2839 Paces Ferry Road, Suite 900
Atlanta
Georgia 30339
Phone: 770 431 8666
Fax: 770 435 2666
www.arcadis.com

Well Installation Work Plan

YGWC-24SB, PZ-24IB, and YGWC-50

GEORGIA POWER COMPANY PLANT YATES – AP-3/A/B/B' AND R6 LANDFILL

Groundwater Monitoring Well Installation Work Plan

September 9, 2022

Georgia Power Company Plant Yates – AP-3/A/B/B' and R6 Landfill

Groundwater Monitoring Well Installation Work Plan

September 9, 2022

Prepared By:
Arcadis U.S., Inc.
2839 Paces Ferry Road, Suite 900
Atlanta
Georgia 30339
Phone: 770 431 8666
Fax: 770 435 2666

Prepared For:
Georgia Power Company
Newnan, Georgia
Coweta County



Geoffrey Gay, P.E.
Technical Expert (Eng)
Certified Project Manager

Contents

Professional Certification iv

1 **Introduction** 1

2 **Drilling and Well Installation** 1

3 **Well Development** 2

4 **Survey** 2

5 **References** 2

Figure

Figure 1 Proposed Well Locations

Appendices

A **Well Abandonment Documentation (YGWC-24SA & PZ-24IA)**

Professional Certification

This Well Installation Work Plan for the Georgia Power Company Plant Yates AP-3, B, B', and R6 Landfill has been prepared in compliance with the United States Environmental Protection Agency Coal Combustion Residual Rule (40 Code of Federal Regulations 257 Subpart D) and the Georgia Environmental Protection Division Rules for Solid Waste Management 391-3-4-.10 by a qualified groundwater scientist with Arcadis, U.S., Inc. I hereby certify that I am a qualified groundwater scientist, in accordance with the Georgia Rules of Solid Waste Management, and 40 CFR Part 258.50(g).

Arcadis U.S., Inc.

9.9.22

J. Geoffrey Gay, P.E.
Technical Expert (Eng)
Georgia Registration No. PE 27801

Date

1 Introduction

Plant Yates is located at 708 Dyer Road on the east bank of the Chattahoochee River in Coweta County, Georgia near the Coweta and Carroll County line. The Site is approximately 8 miles northwest of the city of Newnan and 13 miles southeast of the city of Carrollton. Plant Yates, once a coal fired power generation facility converted to natural gas combustion turbines, occupies approximately 2,400 acres.

This Work Plan proposes locations and provides installation procedures for groundwater monitoring wells associated with the R6 CCR Landfill and the Ash Management Area (AMA), which consists of AP-A, AP-B, AP-B', and AP-3. Downgradient monitoring well YGWC-24SA and piezometer PZ-24IA were abandoned on May 25, 2022 due to the Dyer Road realignment construction work. The locations of these wells are provided on **Figure** 1. Compliance well YGWC-24SA was sampled on February 10, 2022 and the data was included in the recent Semiannual Groundwater Monitoring and Corrective Action Report submitted on August 31, 2022. Well abandonment documentation is provided in **Appendix A**. The locations of the proposed replacement wells, YGWC-24SB and PZ-24IB, are also shown on **Figure 1** and are within 50 feet of the former wells.

Downgradient monitoring well YGWC-50 was proposed in the 2018 CCR permit application and updated in the July 2021 revised permit package for the R6 CCR Landfill and the Ash Management Area (AMA-R6). The proposed well is located between monitoring wells YGWC-36A and YGWC-43 (**Figure 1**). The installation of these three wells will be scheduled once the Dyer Road well construction work is complete and sufficient vegetation is established along the banks and roadside to provide the operation of drilling equipment and support vehicles (e.g., late September or early October). Well construction activities will be performed in general accordance with the standards described in the RCRA Technical Enforcement Guidance Document (1986) and the Georgia Water Wells Standards Act of 1985.

2 Drilling and Well Installation

The groundwater monitoring system is designed and installed according to accepted industry standards and following guidelines within the Manual for Groundwater Monitoring (GA EPD 1991). The location and depths of the monitoring wells are selected based on the characterization of site-specific hydrogeologic conditions by a qualified professional engineer and geologist.

The wells will be installed via rotasonic drilling methods. Continuous soil cores will be collected during drilling and characterized and described based on color, lithology, grain size, texture, moisture, and/or other observable characteristics. Similar to YGWC-24SA, the groundwater monitoring location YGWC-24SB will designed to monitor the lower saprolite zone; similar to PZ-24IA, PZ-24IB will be screened to monitor the upper fractured bedrock transition zone. The bottom of the screen for YGWC-50 will be set at the top of bedrock.

Each monitoring well will be designed and constructed to: (1) allow sufficient groundwater flow to the well for sampling; (2) minimize the passage of formation materials (turbidity) into the wells; and (3) ensure sufficient structural integrity to prevent collapse of the well. Well construction materials will be flush-threaded (ASTM-F480), ink-free, National Science Foundation (NSF)-approved, and will not contain glues or solvents. The wells will be constructed with 2-inch inside diameter Schedule 40 polyvinyl chloride (PVC) casing affixed to dual-walled 10-foot U-Pack® PVC screen. The U-Pack® well screens consist of a 3-inch diameter outer PVC well screen and a 2-inch centralized inner PVC well screen in one integrated unit. The wells are factory slotted 0.010-inch.

The filter pack will consist of approximate 16-40 sieve size (e.g., Southern Products and Silica filter pack sand size #1 or similar). After placing the filter pack and prior to installing the annual seal, the wells will be pumped for 30 minutes to ensure proper settlement of the filter pack. Prior to installing the annular seal, the depth to the filter pack will be measured to ensure a minimum of two feet is present above the top of screen. An annular seal composed of hydrated bentonite pellets will be installed a minimum of 2-feet above the filter pack and allowed to hydrate for 24 hours. Following hydration, the remaining annular space will be tremie-grouted with a 30% solids bentonite grout (AQUAGARD®).

A concrete surface pad (4 feet x 4 feet x 6 inches) will be installed and slightly sloped so that drainage will flow away from the protective casing and off the pad. A steel outer protective casing with a hinged, locking cap will be installed with a weep hole drilled near the bottom above the concrete pad. The wells will be marked with the well identification on the outer casing.

3 Well Development

Development will not be initiated for at least 24 hours after the installation of the wells. The monitoring wells will be developed using a combination of surging and pumping with a submersible pump, weighted bailer and peristaltic pump to minimize turbidity during groundwater sampling. The wells will be surged in 24-inch strokes across the well screen ten times. The wells will be developed until the column of water in the well is free of visible sediment, the pH, temperature, and specific conductivity have stabilized, with a goal of turbidity less than 10 Nephelometric Turbidity units (NTUs).

4 Survey

The monitoring well locations and top of casing (TOC) elevations will be surveyed. Horizontal survey locations will be relative to the Georgia State Plane Coordinate System, West Zone, NAD83, US Survey Feet. All horizontal locations will meet or exceed an accuracy of 0.50 foot. Vertical elevations will be referenced to NAVD1988, US Survey Feet and meet an accuracy standard of 0.01 foot.

5 References

Georgia Environmental Protection Division, Georgia Department of Natural Resources. Manual for Groundwater Monitoring, September 1991.

United States Environmental Protection Agency (USEPA), Science and Ecosystem Support Division (SESD). Design and Installation of Monitoring Wells SESDGUID-101-R2, January 16, 2018.

Figure

84°54'20"W 84°54'10"W 84°54'0"W 84°53'50"W 84°53'40"W 84°53'30"W 84°53'20"W 84°53'10"W 84°53'0"W 84°52'50"W 84°52'40"W

33°27'50"N
33°27'40"N
33°27'30"N
33°27'20"N
33°27'10"N
33°27'0"N
33°26'50"N

YGWA-6S
PZ-06D
YGWA-6I
PZ-48
YGWC-49
FORMER ASH POND A
PZ-24IA
YGWC-24SA
YGWC-24SB
PZ-24IB
ASH POND 2
YAMW-1
PZ-35
YGWC-36A
ASH POND B
YGWC-50
ASH POND B'
YGWA-17S
PZ-51
YGWC-43
R6 ASH DISPOSAL AREA
YGWA-18S
YGWA-18I
YAMW-2
YAMW-3
YGWC-42
ASH POND 3
PZ-37
PZ-37D
PZ-52D
PZ-53D
YGWC-23S
YAMW-4
YGWC-41
YAMW-5
YGWC-38
ASH MANAGEMENT AREA
YGWC-50
YGWA-40
YGWA-39
YGWA-21I
YGWA-20S
YGWA-4I
PZ-04S
PZ-05S
YGWA-5D
YGWA-5I

LEGEND

- PERMITTED UNIT BOUNDARY
- SAPROLITE NETWORK MONITORING WELL LOCATION
- TRANSITION NETWORK MONITORING WELL LOCATION
- BEDROCK NETWORK MONITORING WELL LOCATION
- SAPROLITE NON-NETWORK WELL/PIEZOMETER
- TRANSITION NON-NETWORK WELL/PIEZOMETER
- BEDROCK NON-NETWORK WELL/PIEZOMETER
- ABANDONED MONITORING WELL

NOTE:
1. YGWC-24SA AND PZ-24IA WERE ABANDONED ON MAY 25, 2022 TO ACCOMMODATE ROAD RE-ALIGNMENT CONSTRUCTION WORK ON DYER ROAD.

2. AERIAL IMAGE SOURCES: JANUARY 10, 2022 IMAGERY FLOWN AND PROCESSED BY SAM LLC; NATIONAL AGRICULTURE IMAGERY PROGRAM (NAIP) 2019 IMAGERY.

0 350 700 1,400
GRAPHIC SCALE IN FEET

COORDINATE SYSTEM: NAD 1983 STATEPLANE GEORGIA WEST FIPS 1002 FEET

Georgia Power

PLANT YATES AP-3, A, B, B', AND R6 CCR LANDFILL
NEWNAN, GA
GROUNDWATER MONITORING WELL INSTALLATION WORK PLAN

PROPOSED WELL LOCATIONS

ARCADIS

FIGURE
1

Appendix A

Well Abandonment Records

MONITOR WELL ABANDONMENT RECORD

Site Name : Power Plant Yates

Well ID: YGWC-24SA

Site Name: Power Plant Yates

County: Coweta County

Well ID: YGWC-24SA

Project Number: 30055278

Date Installed: 6/4/2020

Date Abandoned: 5/25/2022

Subcontractor: Cascade

Well Depth: 62 ft

Screen Depth from TOC (ft): NA ft

Water Table Depth from TOC: 27.84 ft

Casing Type: Galvanized [ ] PVC [✓] Stainless Steel [ ] ID: 2in [✓] 4in [ ]

Screen Type: PVC [✓] Stainless steel [ ] Abandoned Screen Length: 10 ft

2in Annulus Grouted: Yes [✓] No [ ] from 54 ft to 0 ft Grout Type: Bentonite

4in Annulus Grouted: Yes [ ] No [ ] from __ ft to __ ft Grout Type: _____

Casing: Pulled [ ] Cut [✓] Depth BGS: 10 Well Grouted? Yes [✓] No [ ]

Grout Type: Bentonite [✓] Cement [ ] Grout Mixture: Chips [ ] Slurry [✓]

Grouting Method: Through Casing [ ] Tremie [✓] Poured [ ]

Other [ ] Grouting Method Other:

Crew:

Comments: Materials: aquaguard
Tremie grout.
Approximately 2.5 bags/40 gallon

Well overdrilled to 10 feet bgs.

Notes:

ft - feet in - inches TOC - Top of Casing

ID - Inside Diameter BGS - Below ground surface

MONITOR WELL ABANDONMENT RECORD

Site Name : Power Plant Yates

Well ID: YGWC-24SA

Location Sketch: See attached site map

Well before Abandonment

Well after Abandonment

Additional Photos

MONITOR WELL ABANDONMENT RECORD

Site Name : Power Plant Yates

Well ID: PZ-24IA

Site Name: Power Plant Yates

County: Coweta County

Well ID: PZ-24IA

Project Number: 30055278

Date Installed:

Date Abandoned: 5/25/2022

Subcontractor: Cascade

Well Depth: 89.53 ft

Screen Depth from TOC (ft): 79.53 ft

Water Table Depth from TOC: 28.52 ft

Casing Type: Galvanized [ ] PVC [✓] Stainless Steel [ ] ID: 2in [✓] 4in [ ]

Screen Type: PVC [✓] Stainless steel [ ] Abandoned Screen Length: ft

2in Annulus Grouted: Yes [✓] No [ ] from 89 ft to 0 ft Grout Type: Bentonite

4in Annulus Grouted: Yes [ ] No [ ] from __ ft to __ ft Grout Type: _____

Casing: Pulled [ ] Cut [✓] Depth BGS: 10 Well Grouted? Yes [✓] No [ ]

Grout Type: Bentonite [✓] Cement [ ] Grout Mixture: Chips [ ] Slurry [✓]

Grouting Method: Through Casing [ ] Tremie [✓] Poured [ ]

Other [ ] Grouting Method Other:

Crew:

Comments: Materials: aquaguard
Tremie grout.
Approximately 2.75 bags/44 gallons

Well overdrilled to 10 feet bgs.

Notes:

ft - feet in - inches TOC - Top of Casing

ID - Inside Diameter BGS - Below ground surface

MONITOR WELL ABANDONMENT RECORD

Site Name : Power Plant Yates

Well ID: PZ-24IA

Location Sketch: See attached site map

Well before Abandonment

Well after Abandonment

Arcadis U.S., Inc.
2839 Paces Ferry Road, Suite 900
Atlanta
Georgia 30339
Phone: 770 431 8666
Fax: 770 435 2666
www.arcadis.com

Appendix C

EDR Geocheck® Water Well Survey Report

GPC Yates
GPC Yates
Newnan, GA 30263

Inquiry Number: 7195398.1s
December 05, 2022

The EDR GeoCheck® Report

6 Armstrong Road, 4th floor
Shelton, CT 06484
Toll Free: 800.352.0050
www.edrnet.com

TABLE OF CONTENTS

SECTION **PAGE**

GEOCHECK ADDENDUM

Physical Setting Source Addendum ---- **A-1**

Physical Setting Source Summary ---- **A-2**

Physical Setting SSURGO Soil Map ---- **A-5**

Physical Setting Source Map ---- **A-13**

Physical Setting Source Map Findings ---- **A-14**

Physical Setting Source Records Searched ---- **PSGR-1**

Thank you for your business.
Please contact EDR at 1-800-352-0050
with any questions or comments.

Disclaimer - Copyright and Trademark Notice

This Report contains certain information obtained from a variety of public and other sources reasonably available to Environmental Data Resources, LLC. It cannot be concluded from this Report that coverage information for the target and surrounding properties does not exist from other sources. This Report is provided on an "AS IS", "AS AVAILABLE" basis. **NO WARRANTY EXPRESS OR IMPLIED IS MADE WHATSOEVER IN CONNECTION WITH THIS REPORT. ENVIRONMENTAL DATA RESOURCES, LLC AND ITS SUBSIDIARIES, AFFILIATES AND THIRD PARTY SUPPLIERS DISCLAIM ALL WARRANTIES, OF ANY KIND OR NATURE, EXPRESS OR IMPLIED, ARISING OUT OF OR RELATED TO THIS REPORT OR ANY OF THE DATA AND INFORMATION PROVIDED IN THIS REPORT, INCLUDING WITHOUT LIMITATION, ANY WARRANTIES REGARDING ACCURACY, QUALITY, CORRECTNESS, COMPLETENESS, COMPREHENSIVENESS, SUITABILITY, MERCHANTABILITY, FITNESS FOR A PARTICULAR PURPOSE, TITLE, NON-INFRINGEMENT, MISAPPROPRIATION, OR OTHERWISE. ALL RISK IS ASSUMED BY THE USER. IN NO EVENT SHALL ENVIRONMENTAL DATA RESOURCES, LLC OR ITS SUBSIDIARIES, AFFILIATES OR THIRD PARTY SUPPLIERS BE LIABLE TO ANYONE FOR ANY DIRECT, INCIDENTAL, INDIRECT, SPECIAL, CONSEQUENTIAL OR OTHER DAMAGES OF ANY TYPE OR KIND (INCLUDING BUT NOT LIMITED TO LOSS OF PROFITS, LOSS OF USE, OR LOSS OF DATA) INFORMATION PROVIDED IN THIS REPORT.** Any analyses, estimates, ratings, environmental risk levels, or risk codes provided in this Report are provided for illustrative purposes only, and are not intended to provide, nor should they be interpreted as providing any facts regarding, or prediction or forecast of, any environmental risk for any property. Only an assessment performed by a qualified environmental professional can provide findings, opinions or conclusions regarding the environmental risk or conditions in, on or at any property.

Copyright 2022 by Environmental Data Resources, LLC. All rights reserved. Reproduction in any media or format, in whole or in part, of any report or map of Environmental Data Resources, LLC, or its affiliates, is prohibited without prior written permission.

EDR and its logos (including Sanborn and Sanborn Map) are trademarks of Environmental Data Resources, LLC or its affiliates. All other trademarks used herein are the property of their respective owners.

GEOCHECK® - PHYSICAL SETTING SOURCE REPORT

TARGET PROPERTY ADDRESS

GPC YATES
GPC YATES
NEWNAN, GA 30263

TARGET PROPERTY COORDINATES

Latitude (North):	33.461389 - 33ˆ 27’ 41.00’’
Longitude (West):	84.897222 - 84ˆ 53’ 50.00’’
Universal Tranverse Mercator:	Zone 16
UTM X (Meters):	695425.7
UTM Y (Meters):	3704223.5
Elevation:	767 ft. above sea level

USGS TOPOGRAPHIC MAP

Target Property Map:	33084-D8 WHITESBURG, GA
Version Date:	1982

EDR’s GeoCheck Physical Setting Source Addendum is provided to assist the environmental professional in forming an opinion about the impact of potential contaminant migration.

Assessment of the impact of contaminant migration generally has two principle investigative components:

1. Groundwater flow direction, and
2. Groundwater flow velocity.

Groundwater flow direction may be impacted by surface topography, hydrology, hydrogeology, characteristics of the soil, and nearby wells. Groundwater flow velocity is generally impacted by the nature of the geologic strata.

GEOCHECK® - PHYSICAL SETTING SOURCE SUMMARY

GROUNDWATER FLOW DIRECTION INFORMATION

Groundwater flow direction for a particular site is best determined by a qualified environmental professional using site-specific well data. If such data is not reasonably ascertainable, it may be necessary to rely on other sources of information, such as surface topographic information, hydrologic information, hydrogeologic data collected on nearby properties, and regional groundwater flow information (from deep aquifers).

TOPOGRAPHIC INFORMATION

Surface topography may be indicative of the direction of surficial groundwater flow. This information can be used to assist the environmental professional in forming an opinion about the impact of nearby contaminated properties or, should contamination exist on the target property, what downgradient sites might be impacted.

TARGET PROPERTY TOPOGRAPHY

General Topographic Gradient: General SW

SURROUNDING TOPOGRAPHY: ELEVATION PROFILES

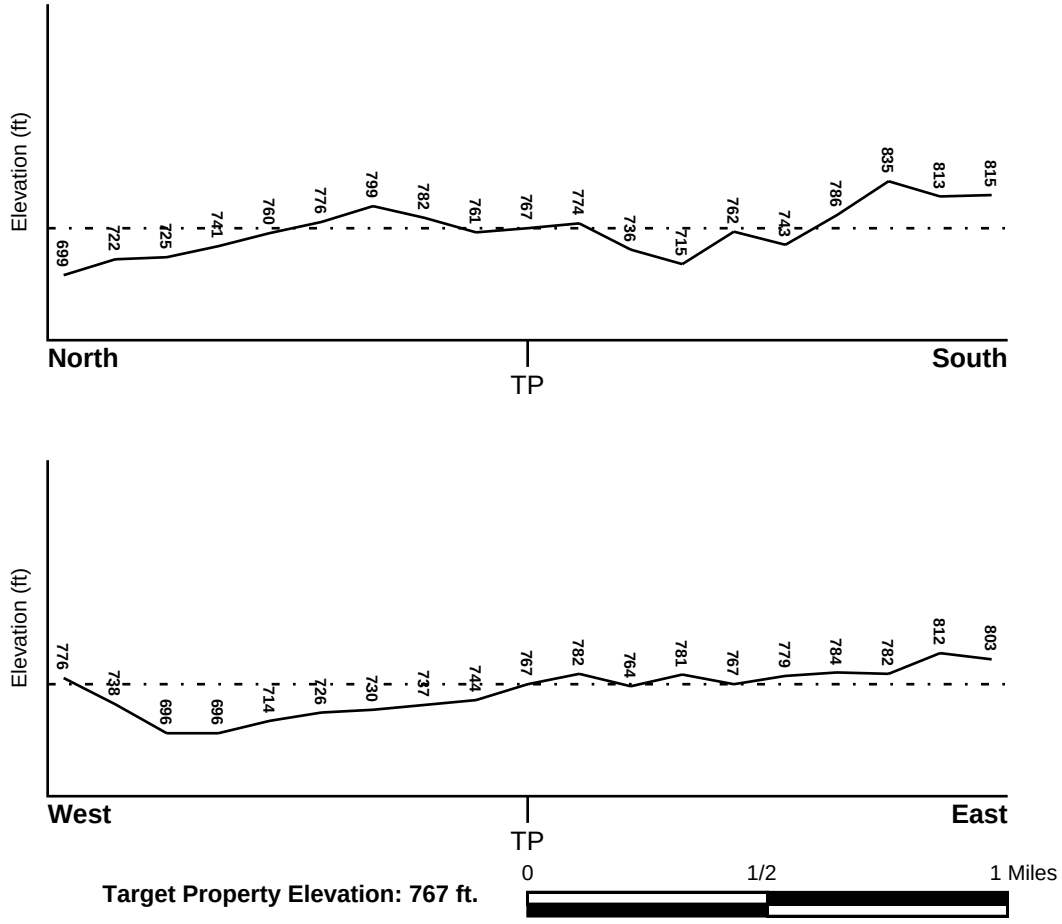

Source: Topography has been determined from the USGS 7.5' Digital Elevation Model and should be evaluated on a relative (not an absolute) basis. Relative elevation information between sites of close proximity should be field verified.

GEOCHECK® - PHYSICAL SETTING SOURCE SUMMARY

HYDROLOGIC INFORMATION

Surface water can act as a hydrologic barrier to groundwater flow. Such hydrologic information can be used to assist the environmental professional in forming an opinion about the impact of nearby contaminated properties or, should contamination exist on the target property, what downgradient sites might be impacted.

Refer to the Physical Setting Source Map following this summary for hydrologic information (major waterways and bodies of water).

FEMA FLOOD ZONE

Flood Plain Panel at Target Property	FEMA Source Type
13077C0110D	FEMA FIRM Flood data

Additional Panels in search area:	FEMA Source Type
Not Reported	

NATIONAL WETLAND INVENTORY

NWI Quad at Target Property	NWI Electronic Data Coverage
WHITESBURG	YES - refer to the Overview Map and Detail Map

HYDROGEOLOGIC INFORMATION

Hydrogeologic information obtained by installation of wells on a specific site can often be an indicator of groundwater flow direction in the immediate area. Such hydrogeologic information can be used to assist the environmental professional in forming an opinion about the impact of nearby contaminated properties or, should contamination exist on the target property, what downgradient sites might be impacted.

AQUIFLOW®

Search Radius: 1.000 Mile.

EDR has developed the AQUIFLOW Information System to provide data on the general direction of groundwater flow at specific points. EDR has reviewed reports submitted by environmental professionals to regulatory authorities at select sites and has extracted the date of the report, groundwater flow direction as determined hydrogeologically, and the depth to water table.

MAP ID	LOCATION FROM TP	GENERAL DIRECTION GROUNDWATER FLOW
Not Reported		

GEOCHECK® - PHYSICAL SETTING SOURCE SUMMARY

GROUNDWATER FLOW VELOCITY INFORMATION

Groundwater flow velocity information for a particular site is best determined by a qualified environmental professional using site specific geologic and soil strata data. If such data are not reasonably ascertainable, it may be necessary to rely on other sources of information, including geologic age identification, rock stratigraphic unit and soil characteristics data collected on nearby properties and regional soil information. In general, contaminant plumes move more quickly through sandy-gravelly types of soils than silty-clayey types of soils.

GEOLOGIC INFORMATION IN GENERAL AREA OF TARGET PROPERTY

Geologic information can be used by the environmental professional in forming an opinion about the relative speed at which contaminant migration may be occurring.

ROCK STRATIGRAPHIC UNIT

Era:	Paleozoic
System:	Ordovian
Series:	Lower Paleozoic granitic rocks
Code:	Pzg1 *(decoded above as Era, System & Series)*

GEOLOGIC AGE IDENTIFICATION

Category: Plutonic and Intrusive Rocks

Geologic Age and Rock Stratigraphic Unit Source: P.G. Schruben, R.E. Arndt and W.J. Bawiec, Geology of the Conterminous U.S. at 1:2,500,000 Scale - a digital representation of the 1974 P.B. King and H.M. Beikman Map, USGS Digital Data Series DDS - 11 (1994).

SSURGO SOIL MAP - 7195398.1s

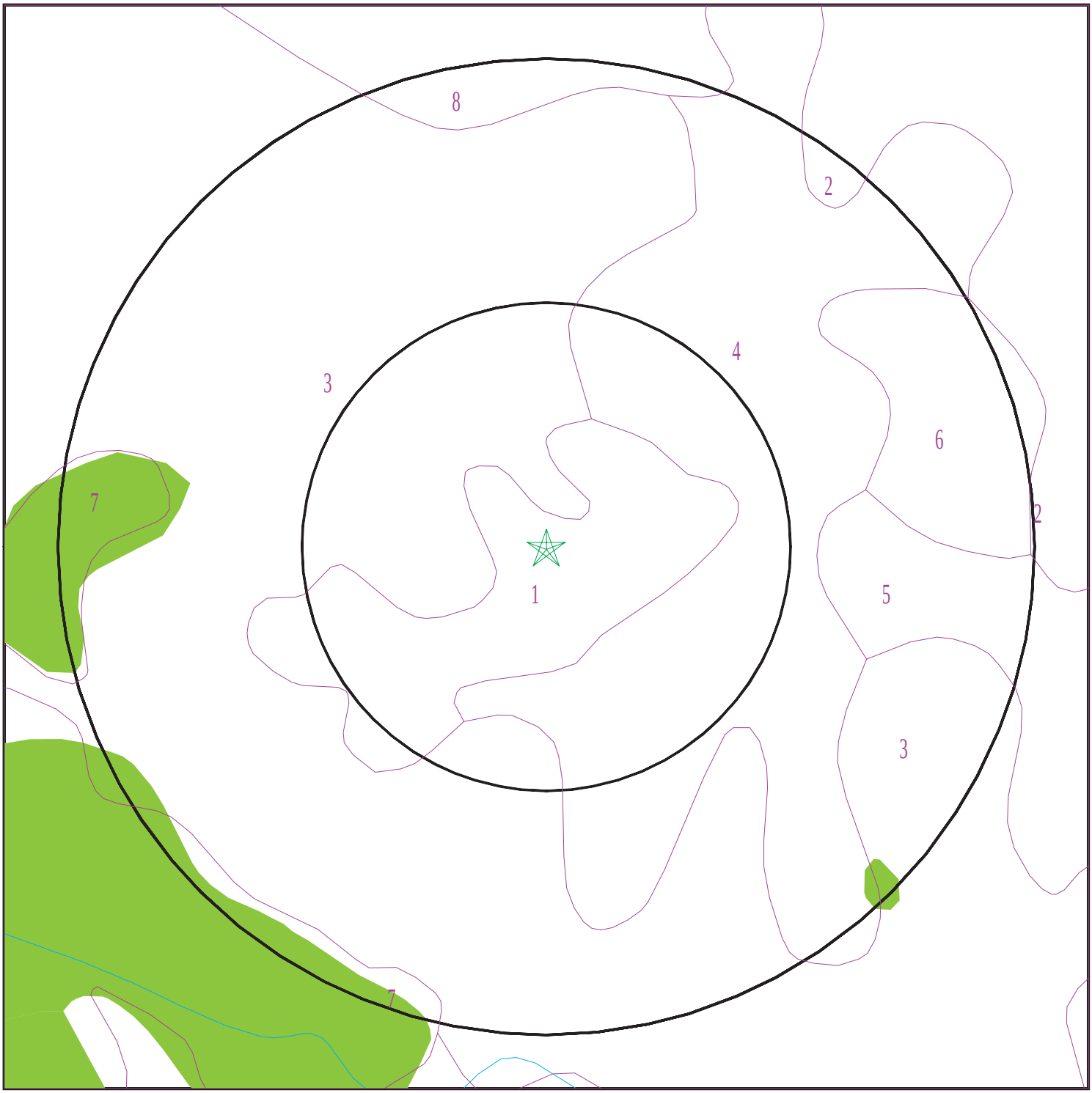

Target Property
SSURGO Soil
Water

0 1/16 1/8 1/4 Miles

N

SITE NAME:	GPC Yates	CLIENT:	ARCADIS U.S., Inc.
ADDRESS:	GPC Yates Newnan GA 30263	CONTACT:	Becky Steever
		INQUIRY #:	7195398.1s
LAT/LONG:	33.461389 / 84.897222	DATE:	December 05, 2022 1:32 pm

Copyright © 2022 EDR, Inc. © 2015 TomTom Rel. 2015.

GEOCHECK® - PHYSICAL SETTING SOURCE SUMMARY

DOMINANT SOIL COMPOSITION IN GENERAL AREA OF TARGET PROPERTY

The U.S. Department of Agriculture's (USDA) Soil Conservation Service (SCS) leads the National Cooperative Soil Survey (NCSS) and is responsible for collecting, storing, maintaining and distributing soil survey information for privately owned lands in the United States. A soil map in a soil survey is a representation of soil patterns in a landscape. The following information is based on Soil Conservation Service SSURGO data.

Soil Map ID: 1

Soil Component Name: Cecil

Soil Surface Texture: sandy clay loam

Hydrologic Group: Class B - Moderate infiltration rates. Deep and moderately deep, moderately well and well drained soils with moderately coarse textures.

Soil Drainage Class: Well drained

Hydric Status: Not hydric

Corrosion Potential - Uncoated Steel: High

Depth to Bedrock Min: > 0 inches

Depth to Watertable Min: > 0 inches

Soil Layer Information							
	Boundary			Classification		Saturated hydraulic conductivity micro m/sec	Soil Reaction (pH)
Layer	Upper	Lower	Soil Texture Class	AASHTO Group	Unified Soil		
1	53 inches	72 inches	sandy clay loam	Silt-Clay Materials (more than 35 pct. passing No. 200), Silty Soils.	FINE-GRAINED SOILS, Silts and Clays (liquid limit 50% or more), Elastic silt.	Max: 14 Min: 4	Max: 5.5 Min: 4.5
2	0 inches	5 inches	sandy loam	Silt-Clay Materials (more than 35 pct. passing No. 200), Silty Soils.	FINE-GRAINED SOILS, Silts and Clays (liquid limit 50% or more), Elastic silt.	Max: 14 Min: 4	Max: 5.5 Min: 4.5
3	5 inches	53 inches	clay	Silt-Clay Materials (more than 35 pct. passing No. 200), Silty Soils.	FINE-GRAINED SOILS, Silts and Clays (liquid limit 50% or more), Elastic silt.	Max: 14 Min: 4	Max: 5.5 Min: 4.5

Soil Map ID: 2

Soil Component Name: Appling

Soil Surface Texture: sandy clay loam

Hydrologic Group: Class B - Moderate infiltration rates. Deep and moderately deep, moderately well and well drained soils with moderately coarse textures.

Soil Drainage Class: Well drained

Hydric Status: Not hydric

Corrosion Potential - Uncoated Steel: Moderate

Depth to Bedrock Min: > 0 inches

Depth to Watertable Min: > 0 inches

Soil Layer Information

	Boundary			Classification		Saturated hydraulic conductivity micro m/sec	Soil Reaction (pH)
Layer	Upper	Lower	Soil Texture Class	AASHTO Group	Unified Soil		
1	51 inches	64 inches	sandy clay loam	Silt-Clay Materials (more than 35 pct. passing No. 200), Clayey Soils.	FINE-GRAINED SOILS, Silts and Clays (liquid limit less than 50%), Lean Clay	Max: 14 Min: 4	Max: 5.5 Min: 4.5
2	0 inches	5 inches	sandy loam	Silt-Clay Materials (more than 35 pct. passing No. 200), Clayey Soils.	FINE-GRAINED SOILS, Silts and Clays (liquid limit less than 50%), Lean Clay	Max: 14 Min: 4	Max: 5.5 Min: 4.5
3	5 inches	33 inches	clay	Silt-Clay Materials (more than 35 pct. passing No. 200), Clayey Soils.	FINE-GRAINED SOILS, Silts and Clays (liquid limit less than 50%), Lean Clay	Max: 14 Min: 4	Max: 5.5 Min: 4.5
4	33 inches	51 inches	clay loam	Silt-Clay Materials (more than 35 pct. passing No. 200), Clayey Soils.	FINE-GRAINED SOILS, Silts and Clays (liquid limit less than 50%), Lean Clay	Max: 14 Min: 4	Max: 5.5 Min: 4.5

Soil Map ID: 3

Soil Component Name: Urban land

Soil Surface Texture: sandy clay loam

Hydrologic Group: Class B - Moderate infiltration rates. Deep and moderately deep, moderately well and well drained soils with moderately coarse textures.

Soil Drainage Class:
Hydric Status: Unknown

Corrosion Potential - Uncoated Steel: Not Reported

Depth to Bedrock Min: > 0 inches

Depth to Watertable Min: > 0 inches

No Layer Information available.

Soil Map ID: 4

Soil Component Name: Cecil

Soil Surface Texture: sandy clay loam

Hydrologic Group: Class B - Moderate infiltration rates. Deep and moderately deep, moderately well and well drained soils with moderately coarse textures.

Soil Drainage Class: Well drained

Hydric Status: Not hydric

Corrosion Potential - Uncoated Steel: High

Depth to Bedrock Min: > 0 inches

Depth to Watertable Min: > 0 inches

Soil Layer Information							
	Boundary			Classification		Saturated hydraulic conductivity micro m/sec	Soil Reaction (pH)
Layer	Upper	Lower	Soil Texture Class	AASHTO Group	Unified Soil		
1	53 inches	72 inches	sandy clay loam	Silt-Clay Materials (more than 35 pct. passing No. 200), Silty Soils.	FINE-GRAINED SOILS, Silts and Clays (liquid limit 50% or more), Elastic silt.	Max: 14 Min: 4	Max: 5.5 Min: 4.5

Soil Layer Information							
	Boundary			Classification		Saturated hydraulic conductivity micro m/sec	Soil Reaction (pH)
Layer	Upper	Lower	Soil Texture Class	AASHTO Group	Unified Soil		
2	0 inches	5 inches	sandy loam	Silt-Clay Materials (more than 35 pct. passing No. 200), Silty Soils.	FINE-GRAINED SOILS, Silts and Clays (liquid limit 50% or more), Elastic silt.	Max: 14 Min: 4	Max: 5.5 Min: 4.5
3	5 inches	53 inches	clay	Silt-Clay Materials (more than 35 pct. passing No. 200), Silty Soils.	FINE-GRAINED SOILS, Silts and Clays (liquid limit 50% or more), Elastic silt.	Max: 14 Min: 4	Max: 5.5 Min: 4.5

Soil Map ID: 5

Soil Component Name: Appling

Soil Surface Texture: sandy clay loam

Hydrologic Group: Class B - Moderate infiltration rates. Deep and moderately deep, moderately well and well drained soils with moderately coarse textures.

Soil Drainage Class: Well drained

Hydric Status: Not hydric

Corrosion Potential - Uncoated Steel: Moderate

Depth to Bedrock Min: > 0 inches

Depth to Watertable Min: > 0 inches

Soil Layer Information							
	Boundary			Classification		Saturated hydraulic conductivity micro m/sec	Soil Reaction (pH)
Layer	Upper	Lower	Soil Texture Class	AASHTO Group	Unified Soil		
1	51 inches	64 inches	sandy clay loam	Silt-Clay Materials (more than 35 pct. passing No. 200), Clayey Soils.	FINE-GRAINED SOILS, Silts and Clays (liquid limit less than 50%), Lean Clay	Max: 14 Min: 4	Max: 5.5 Min: 4.5

GEOCHECK® - PHYSICAL SETTING SOURCE SUMMARY

Soil Layer Information							
	Boundary			Classification		Saturated hydraulic conductivity micro m/sec	Soil Reaction (pH)
Layer	Upper	Lower	Soil Texture Class	AASHTO Group	Unified Soil		
2	0 inches	5 inches	sandy loam	Silt-Clay Materials (more than 35 pct. passing No. 200), Clayey Soils.	FINE-GRAINED SOILS, Silts and Clays (liquid limit less than 50%), Lean Clay	Max: 14 Min: 4	Max: 5.5 Min: 4.5
3	5 inches	33 inches	clay	Silt-Clay Materials (more than 35 pct. passing No. 200), Clayey Soils.	FINE-GRAINED SOILS, Silts and Clays (liquid limit less than 50%), Lean Clay	Max: 14 Min: 4	Max: 5.5 Min: 4.5
4	33 inches	51 inches	clay loam	Silt-Clay Materials (more than 35 pct. passing No. 200), Clayey Soils.	FINE-GRAINED SOILS, Silts and Clays (liquid limit less than 50%), Lean Clay	Max: 14 Min: 4	Max: 5.5 Min: 4.5

Soil Map ID: 6

Soil Component Name: Appling

Soil Surface Texture: sandy clay loam

Hydrologic Group: Class B - Moderate infiltration rates. Deep and moderately deep, moderately well and well drained soils with moderately coarse textures.

Soil Drainage Class: Well drained

Hydric Status: Not hydric

Corrosion Potential - Uncoated Steel: Moderate

Depth to Bedrock Min: > 0 inches

Depth to Watertable Min: > 0 inches

Soil Layer Information							
	Boundary			Classification		Saturated hydraulic conductivity micro m/sec	Soil Reaction (pH)
Layer	Upper	Lower	Soil Texture Class	AASHTO Group	Unified Soil		
1	51 inches	64 inches	sandy clay loam	Silt-Clay Materials (more than 35 pct. passing No. 200), Clayey Soils.	FINE-GRAINED SOILS, Silts and Clays (liquid limit less than 50%), Lean Clay	Max: 14 Min: 4	Max: 5.5 Min: 4.5
2	0 inches	5 inches	sandy loam	Silt-Clay Materials (more than 35 pct. passing No. 200), Clayey Soils.	FINE-GRAINED SOILS, Silts and Clays (liquid limit less than 50%), Lean Clay	Max: 14 Min: 4	Max: 5.5 Min: 4.5
3	5 inches	33 inches	clay	Silt-Clay Materials (more than 35 pct. passing No. 200), Clayey Soils.	FINE-GRAINED SOILS, Silts and Clays (liquid limit less than 50%), Lean Clay	Max: 14 Min: 4	Max: 5.5 Min: 4.5
4	33 inches	51 inches	clay loam	Silt-Clay Materials (more than 35 pct. passing No. 200), Clayey Soils.	FINE-GRAINED SOILS, Silts and Clays (liquid limit less than 50%), Lean Clay	Max: 14 Min: 4	Max: 5.5 Min: 4.5

Soil Map ID: 7

Soil Component Name: Water

Soil Surface Texture: sandy clay loam

Hydrologic Group: Class B - Moderate infiltration rates. Deep and moderately deep, moderately well and well drained soils with moderately coarse textures.

Soil Drainage Class:
Hydric Status: Unknown

Corrosion Potential - Uncoated Steel: Not Reported

Depth to Bedrock Min: > 0 inches

Depth to Watertable Min: > 0 inches

No Layer Information available.

Soil Map ID: 8

Soil Component Name: Cecil

Soil Surface Texture: sandy clay loam

Hydrologic Group: Class B - Moderate infiltration rates. Deep and moderately deep, moderately well and well drained soils with moderately coarse textures.

Soil Drainage Class: Well drained

Hydric Status: Not hydric

Corrosion Potential - Uncoated Steel: High

Depth to Bedrock Min: > 0 inches

Depth to Watertable Min: > 0 inches

Soil Layer Information							
	Boundary			Classification		Saturated hydraulic conductivity micro m/sec	Soil Reaction (pH)
Layer	Upper	Lower	Soil Texture Class	AASHTO Group	Unified Soil		
1	53 inches	72 inches	sandy clay loam	Silt-Clay Materials (more than 35 pct. passing No. 200), Silty Soils.	FINE-GRAINED SOILS, Silts and Clays (liquid limit 50% or more), Elastic silt.	Max: 14 Min: 4	Max: 5.5 Min: 4.5
2	0 inches	5 inches	sandy loam	Silt-Clay Materials (more than 35 pct. passing No. 200), Silty Soils.	FINE-GRAINED SOILS, Silts and Clays (liquid limit 50% or more), Elastic silt.	Max: 14 Min: 4	Max: 5.5 Min: 4.5
3	5 inches	53 inches	clay	Silt-Clay Materials (more than 35 pct. passing No. 200), Silty Soils.	FINE-GRAINED SOILS, Silts and Clays (liquid limit 50% or more), Elastic silt.	Max: 14 Min: 4	Max: 5.5 Min: 4.5

LOCAL / REGIONAL WATER AGENCY RECORDS

EDR Local/Regional Water Agency records provide water well information to assist the environmental professional in assessing sources that may impact ground water flow direction, and in forming an opinion about the impact of contaminant migration on nearby drinking water wells.

GEOCHECK® - PHYSICAL SETTING SOURCE SUMMARY

WELL SEARCH DISTANCE INFORMATION

DATABASE	SEARCH DISTANCE (miles)
Federal USGS	1.000
Federal FRDS PWS	1.000
State Database	2.000

FEDERAL USGS WELL INFORMATION

MAP ID	WELL ID	LOCATION FROM TP
A2	USGS40000263319	1/8 - 1/4 Mile WNW
B3	USGS40000263313	1/8 - 1/4 Mile East
C6	USGS40000263338	1/4 - 1/2 Mile NW

FEDERAL FRDS PUBLIC WATER SUPPLY SYSTEM INFORMATION

MAP ID	WELL ID	LOCATION FROM TP
7	GA0770020	1/4 - 1/2 Mile SSE

Note: PWS System location is not always the same as well location.

STATE DATABASE WELL INFORMATION

MAP ID	WELL ID	LOCATION FROM TP
A1	0000002624	1/8 - 1/4 Mile WNW
B4	0000002623	1/8 - 1/4 Mile East
C5	0000002625	1/4 - 1/2 Mile NW
8	0000002621	1 - 2 Miles SE

PHYSICAL SETTING SOURCE MAP - 7195398.1s

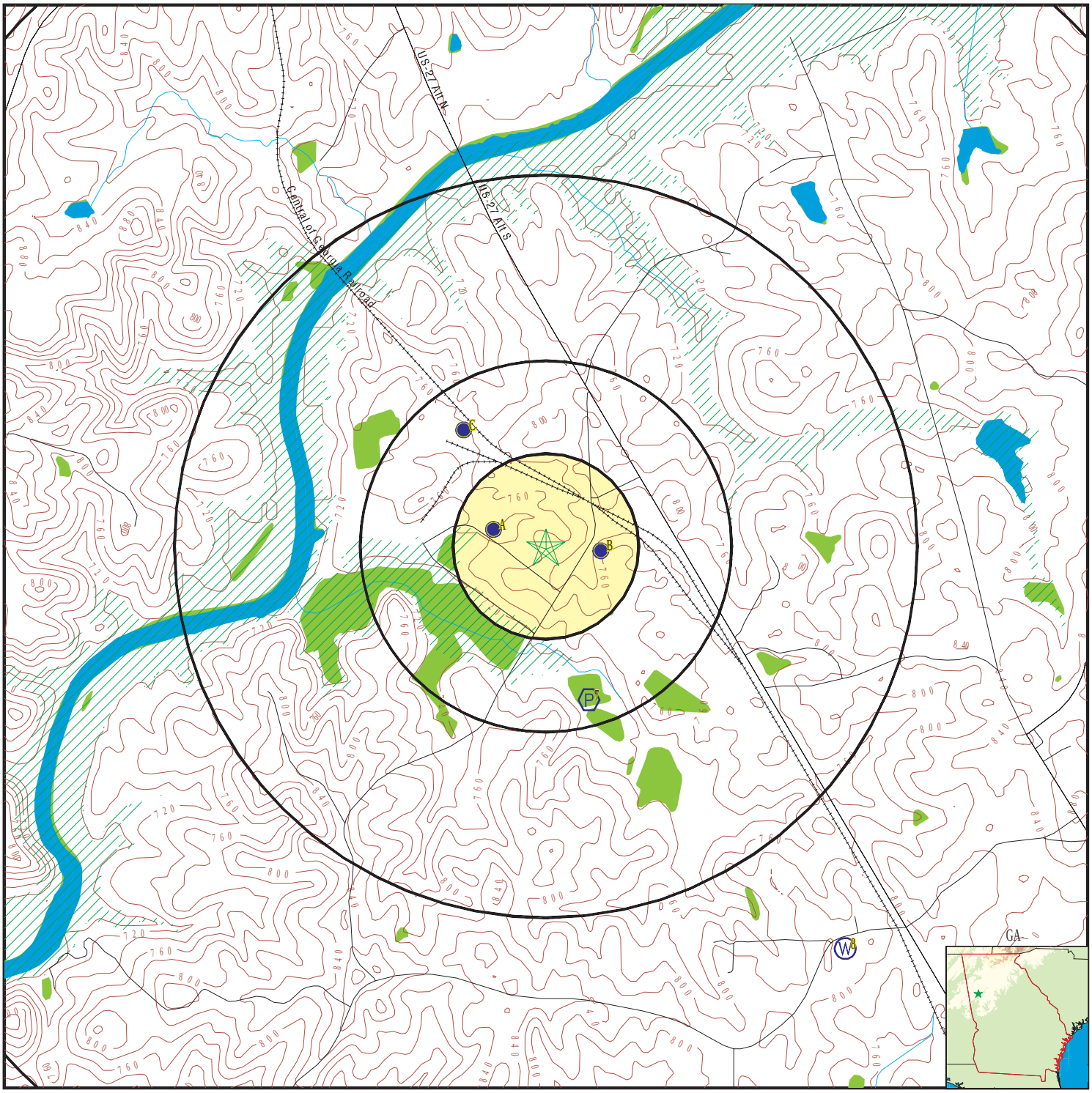

County Boundary
Major Roads
Contour Lines
Earthquake epicenter, Richter 5 or greater
Water Wells
Public Water Supply Wells
Cluster of Multiple Icons

0 1/4 1/2 1 Miles

Groundwater Flow Direction
Indeterminate Groundwater Flow at Location
Groundwater Flow Varies at Location
100-year flood zone
500-year flood zone
National Wetland Inventory
Wildlife Areas

SITE NAME:	GPC Yates	CLIENT:	ARCADIS U.S., Inc.
ADDRESS:	GPC Yates Newnan GA 30263	CONTACT:	Becky Steever
LAT/LONG:	33.461389 / 84.897222	INQUIRY #:	7195398.1s
		DATE:	December 05, 2022 1:32 pm

Copyright © 2022 EDR, Inc. © 2015 TomTom Rel. 2015.

GEOCHECK® - PHYSICAL SETTING SOURCE MAP FINDINGS

Map ID
Direction
Distance
Elevation | Database | EDR ID Number

A1
WNW
1/8 - 1/4 Mile
Lower

GA WELLS **0000002624**

County code:	077	Well num:	06BB09
Remarks:	PLANT YATES	Lat:	332743
Lon:	0845359	Latlon datum:	NAD27
Alt:	740.00	Alt datum:	NGVD29
Depth:	307	Depth to casing:	43.00
Casing dia:	6.00	Casing matl:	S
Depth to top:	43.00	Depth to bot:	307.00
Opening type:	X	Constr date:	196509
Discharge:	115.00	Prim use:	N
Aquifer code:	Not Reported	Edr id:	0000002624

A2
WNW
1/8 - 1/4 Mile
Lower

FED USGS **USGS40000263319**

Organization ID:	USGS-GA	Organization Name:	USGS Georgia Water Science Center
Monitor Location:	06BB09	Type:	Well
Description:	PLANT YATES	HUC:	03130002
Drainage Area:	Not Reported	Drainage Area Units:	Not Reported
Contrib Drainage Area:	Not Reported	Contrib Drainage Area Unts:	Not Reported
Aquifer:	Not Reported	Formation Type:	Not Reported
Aquifer Type:	Not Reported	Construction Date:	19650901
Well Depth:	307	Well Depth Units:	ft
Well Hole Depth:	307	Well Hole Depth Units:	ft

B3
East
1/8 - 1/4 Mile
Higher

FED USGS **USGS40000263313**

Organization ID:	USGS-GA	Organization Name:	USGS Georgia Water Science Center
Monitor Location:	06BB10	Type:	Well
Description:	PLANT YATES	HUC:	03130002
Drainage Area:	Not Reported	Drainage Area Units:	Not Reported
Contrib Drainage Area:	Not Reported	Contrib Drainage Area Unts:	Not Reported
Aquifer:	Not Reported	Formation Type:	Not Reported
Aquifer Type:	Not Reported	Construction Date:	19710501
Well Depth:	146	Well Depth Units:	ft
Well Hole Depth:	146	Well Hole Depth Units:	ft

B4
East
1/8 - 1/4 Mile
Higher

GA WELLS **0000002623**

County code:	077	Well num:	06BB10
Remarks:	PLANT YATES	Lat:	332740
Lon:	0845341	Latlon datum:	NAD27
Alt:	760.00	Alt datum:	NGVD29

Depth:	146	Depth to casing:	42.00
Casing dia:	6.00	Casing matl:	S
Depth to top:	42.00	Depth to bot:	146.00
Opening type:	X	Constr date:	197105
Discharge:	100.00	Prim use:	N
Aquifer code:	Not Reported	Edr id:	0000002623

C5
NW **GA WELLS** **0000002625**
1/4 - 1/2 Mile
Lower

County code:	077	Well num:	06BB08
Remarks:	PLANT YATES	Lat:	332757
Lon:	0845404	Latlon datum:	NAD27
Alt:	760.00	Alt datum:	NGVD29
Depth:	378	Depth to casing:	34.00
Casing dia:	6.00	Casing matl:	S
Depth to top:	34.00	Depth to bot:	378.00
Opening type:	X	Constr date:	197105
Discharge:	50.00	Prim use:	N
Aquifer code:	Not Reported	Edr id:	0000002625

C6
NW **FED USGS** **USGS40000263338**
1/4 - 1/2 Mile
Lower

Organization ID:	USGS-GA	Organization Name:	USGS Georgia Water Science Center
Monitor Location:	06BB08	Type:	Well
Description:	PLANT YATES	HUC:	03130002
Drainage Area:	Not Reported	Drainage Area Units:	Not Reported
Contrib Drainage Area:	Not Reported	Contrib Drainage Area Unts:	Not Reported
Aquifer:	Not Reported	Formation Type:	Not Reported
Aquifer Type:	Not Reported	Construction Date:	19710501
Well Depth:	378	Well Depth Units:	ft
Well Hole Depth:	378	Well Hole Depth Units:	ft

7
SSE **FRDS PWS** **GA0770020**
1/4 - 1/2 Mile
Lower

Epa region:	04	State:	GA
Pwsid:	GA0770020	Pwsname:	GEORGIA POWER-PLANT YATES
Cityserved:	Not Reported	Stateserved:	GA
Zipserved:	Not Reported	Fipscounty:	13077
Status:	Closed	Retpopsrvd:	448
Pwssvcconn:	6	Psource longname:	Groundwater
Pwstype:	NTNCWS	Owner:	Private
Contact:	GEORGIA POWER-PLANT YATES	Contactorgname:	Not Reported
Contactphone:	706-253-2111	Contactaddress1:	GEORGIA POWER-PLANT YATES
Contactaddress2:	708 DYER ROAD	Contactcity:	NEWNAN
Contactstate:	GA	Contactzip:	302633733
Pwsactivitycode:	I		

Pwsid:	GA0770020	Facid:	101T
Facname:	DRILLED WELL #1	Factype:	Treatment_plant

Facactivitycode:	I	Trtobjective:	disinfection
Trtprocess:	hypochlorination, post	Factypecode:	TP
Pwsid:	GA0770020	Facid:	102T
Facname:	DRILLED WELL #2	Factype:	Treatment_plant
Facactivitycode:	I	Trtobjective:	disinfection
Trtprocess:	hypochlorination, post	Factypecode:	TP
Pwsid:	GA0770020	Facid:	103T
Facname:	DRILLED WELL #3	Factype:	Treatment_plant
Facactivitycode:	I	Trtobjective:	disinfection
Trtprocess:	hypochlorination, post	Factypecode:	TP
PWS ID:	GA0770020	PWS type:	Not Reported
PWS name:	Not Reported	PWS address:	Not Reported
PWS city:	Not Reported	PWS state:	Not Reported
PWS zip:	Not Reported	PWS ID:	GA0770020
Activity status:	Active	Date system activated:	Not Reported
Date system deactivated:	Not Reported	Retail population:	00000448
System name:	GEORGIA POWER-PLANT YATES	System address:	GEORGIA POWER PLANT YATES
System address:	708 DYER RD	System city:	NEWNAN
System state:	GA	System zip:	30263
Population served:	101 - 500 Persons	Treatment:	Treated
Latitude:	334500	Longitude:	0842312
Latitude:	332719	Longitude:	0845343

8
SE
1 - 2 Miles
Higher

GA WELLS **0000002621**

County code:	077	Well num:	06BB16
Remarks:	ALLEN, A L	Lat:	332644
Lon:	0845300	Latlon datum:	NAD27
Alt:	812.00	Alt datum:	NGVD29
Depth:	132	Depth to casing:	Not Reported
Casing dia:	Not Reported	Casing matl:	Not Reported
Depth to top:	Not Reported	Depth to bot:	Not Reported
Opening type:	Not Reported	Constr date:	Not Reported
Discharge:	Not Reported	Prim use:	H
Aquifer code:	320CRSL	Edr id:	0000002621

GEOCHECK® - PHYSICAL SETTING SOURCE MAP FINDINGS
RADON

AREA RADON INFORMATION

Federal EPA Radon Zone for COWETA County: 2

Note: Zone 1 indoor average level > 4 pCi/L.
: Zone 2 indoor average level >= 2 pCi/L and <= 4 pCi/L.
: Zone 3 indoor average level < 2 pCi/L.

Federal Area Radon Information for Zip Code: 30263

Number of sites tested: 9

Area	Average Activity	% <4 pCi/L	% 4-20 pCi/L	% >20 pCi/L
Living Area - 1st Floor	0.989 pCi/L	100%	0%	0%
Living Area - 2nd Floor	Not Reported	Not Reported	Not Reported	Not Reported
Basement	Not Reported	Not Reported	Not Reported	Not Reported

PHYSICAL SETTING SOURCE RECORDS SEARCHED

TOPOGRAPHIC INFORMATION

USGS 7.5' Digital Elevation Model (DEM)
Source: United States Geologic Survey
EDR acquired the USGS 7.5' Digital Elevation Model in 2002 and updated it in 2006. The 7.5 minute DEM corresponds to the USGS 1:24,000- and 1:25,000-scale topographic quadrangle maps. The DEM provides elevation data with consistent elevation units and projection.

HYDROLOGIC INFORMATION

Flood Zone Data: This data was obtained from the Federal Emergency Management Agency (FEMA). It depicts 100-year and 500-year flood zones as defined by FEMA. It includes the National Flood Hazard Layer (NFHL) which incorporates Flood Insurance Rate Map (FIRM) data and Q3 data from FEMA in areas not covered by NFHL.
Source: FEMA
Telephone: 877-336-2627
Date of Government Version: 2003, 2015

NWI: National Wetlands Inventory. This data, available in select counties across the country, was obtained by EDR in 2002, 2005, 2010 and 2015 from the U.S. Fish and Wildlife Service.

State Wetlands Data: Wetlands Inventory
Source: Georgia GIS Clearinghouse
Telephone: 706-542-1581

HYDROGEOLOGIC INFORMATION

AQUIFLOW^{R} Information System
Source: EDR proprietary database of groundwater flow information
EDR has developed the AQUIFLOW Information System (AIS) to provide data on the general direction of groundwater flow at specific points. EDR has reviewed reports submitted to regulatory authorities at select sites and has extracted the date of the report, hydrogeologically determined groundwater flow direction and depth to water table information.

GEOLOGIC INFORMATION

Geologic Age and Rock Stratigraphic Unit
Source: P.G. Schruben, R.E. Arndt and W.J. Bawiec, Geology of the Conterminous U.S. at 1:2,500,000 Scale - A digital representation of the 1974 P.B. King and H.M. Beikman Map, USGS Digital Data Series DDS - 11 (1994).

STATSGO: State Soil Geographic Database
Source: Department of Agriculture, Natural Resources Conservation Service (NRCS)
The U.S. Department of Agriculture's (USDA) Natural Resources Conservation Service (NRCS) leads the national Conservation Soil Survey (NCSS) and is responsible for collecting, storing, maintaining and distributing soil survey information for privately owned lands in the United States. A soil map in a soil survey is a representation of soil patterns in a landscape. Soil maps for STATSGO are compiled by generalizing more detailed (SSURGO) soil survey maps.

SSURGO: Soil Survey Geographic Database
Source: Department of Agriculture, Natural Resources Conservation Service (NRCS)
Telephone: 800-672-5559
SSURGO is the most detailed level of mapping done by the Natural Resources Conservation Service, mapping scales generally range from 1:12,000 to 1:63,360. Field mapping methods using national standards are used to construct the soil maps in the Soil Survey Geographic (SSURGO) database. SSURGO digitizing duplicates the original soil survey maps. This level of mapping is designed for use by landowners, townships and county natural resource planning and management.

PHYSICAL SETTING SOURCE RECORDS SEARCHED

LOCAL / REGIONAL WATER AGENCY RECORDS

FEDERAL WATER WELLS

PWS: Public Water Systems
Source: EPA/Office of Drinking Water
Telephone: 202-564-3750
Public Water System data from the Federal Reporting Data System. A PWS is any water system which provides water to at least 25 people for at least 60 days annually. PWSs provide water from wells, rivers and other sources.

PWS ENF: Public Water Systems Violation and Enforcement Data
Source: EPA/Office of Drinking Water
Telephone: 202-564-3750
Violation and Enforcement data for Public Water Systems from the Safe Drinking Water Information System (SDWIS) after August 1995. Prior to August 1995, the data came from the Federal Reporting Data System (FRDS).

USGS Water Wells: USGS National Water Inventory System (NWIS)
This database contains descriptive information on sites where the USGS collects or has collected data on surface water and/or groundwater. The groundwater data includes information on wells, springs, and other sources of groundwater.

STATE RECORDS

Georgia Public Supply Wells
Source: Georgia Department of Community Affairs
Telephone: 404-894-0127

USGS Georgia Water Wells
Source: USGS, Georgia District Office
Telephone: 770-903-9100

OTHER STATE DATABASE INFORMATION

DNR Managed Lands
Source: Department of Natural Resources
Telephone: 706-557-3032
This dataset provides 1:24,000-scale data depicting boundaries of land parcels making up the public lands managed by the Georgia Department of Natural Resources (GDNR). It includes polygon representations of State Parks, State Historic Parks, State Conservation Parks, State Historic Sites, Wildlife Management Areas, Public Fishing Areas, Fish Hatcheries, Natural Areas and other specially-designated areas. The data were collected and located by the Georgia Department of Natural Resources. Boundaries were digitized from survey plats or other information.

RADON

Area Radon Information
Source: USGS
Telephone: 703-356-4020
The National Radon Database has been developed by the U.S. Environmental Protection Agency (USEPA) and is a compilation of the EPA/State Residential Radon Survey and the National Residential Radon Survey. The study covers the years 1986 - 1992. Where necessary data has been supplemented by information collected at private sources such as universities and research institutions.

EPA Radon Zones
Source: EPA
Telephone: 703-356-4020
Sections 307 & 309 of IRAA directed EPA to list and identify areas of U.S. with the potential for elevated indoor radon levels.

OTHER

Airport Landing Facilities: Private and public use landing facilities
Source: Federal Aviation Administration, 800-457-6656

Epicenters: World earthquake epicenters, Richter 5 or greater
Source: Department of Commerce, National Oceanic and Atmospheric Administration

Earthquake Fault Lines: The fault lines displayed on EDR's Topographic map are digitized quaternary faultlines, prepared in 1975 by the United State Geological Survey

PHYSICAL SETTING SOURCE RECORDS SEARCHED

STREET AND ADDRESS INFORMATION

Â© 2015 TomTom North America, Inc. All rights reserved. This material is proprietary and the subject of copyright protection and other intellectual property rights owned by or licensed to Tele Atlas North America, Inc. The use of this material is subject to the terms of a license agreement. You will be held liable for any unauthorized copying or disclosure of this material.

Appendix D

Analytical Laboratory Data and Validation Reports

February 2022

Georgia Power Co. – Plant Yates

Data Review Report

Metals and General Chemistry Analyses

SDG #92587090

Analyses Performed By:
Pace Analytical Services – Asheville, North Carolina
Pace Analytical Services – Peachtree Corners, Georgia

Report #44871R
Review Level: Tier II
Project: 30052922.00004

Summary

This Data Review Report summarizes the review of Sample Delivery Group (SDG) #92587090 for samples collected in association with the Georgia Power Company – Plant Yates. The review was conducted as a Tier II evaluation and included review of data package completeness. Only analytical data associated with constituents of concern were reviewed for this validation. Field documentation was not included in this review. Included with this assessment are the chain of custody form and a table summarizing the data validation qualifiers. Analyses were performed on the following samples:

Sample ID	Lab ID	Matrix	Sample Collection Date	Parent Sample	Analysis		
					RAD	MET	GEN CHEM
YGWC-49	92587090001	Water	2/8/2022			X	X
YGWC-41	92587090002	Water	2/8/2022			X	X
AMA-DUP-2	92587090003	Water	2/8/2022	YGWC-41		X	X
YGWC-43	92587090004	Water	2/8/2022			X	X
AMA-EB-1	92587090005	Water	2/8/2022			X	X
YAMW-5	92587090006	Water	2/10/2022			X	X
PZ-37	92587090007	Water	2/10/2022			X	X
AMA-DUP-4	92587090008	Water	2/10/2022	PZ-37		X	X
PZ-51	92587090009	Water	2/10/2022			X	X
YAMW-1	92587090010	Water	2/10/2022			X	X
PZ-35	92587090011	Water	2/10/2022			X	X
YAMW-4	92587090012	Water	2/10/2022			X	X
YGWC-23S	92587090013	Water	2/10/2022			X	X
YGWC-38	92587090014	Water	2/10/2022			X	X
YGWC-42	92587090015	Water	2/10/2022			X	X
YGWC-24SA	92587090016	Water	2/10/2022			X	X
AMA-DUP-1	92587090017	Water	2/10/2022	YGWC-24SA		X	X
YGWC-36A	92587090018	Water	2/11/2022			X	X
YAMW-2	92587090019	Water	2/10/2022			X	X

Sample ID	Lab ID	Matrix	Sample Collection Date	Parent Sample	Analysis		
					RAD	MET	GEN CHEM
YAMW-3	92587090020	Water	2/10/2022			X	X
AMA-EB-2	92587090021	Water	2/10/2022			X	X
AMA-FB-1	92587090022	Water	2/10/2022			X	X
AMA-FB-2	92587090023	Water	2/10/2022			X	X
PZ-37D	92587090024	Water	2/11/2022			X	X
PZ-52D	92587090025	Water	2/11/2022			X	X

Notes:

1. Metals and total dissolved solids (TDS) analysis performed by Pace Analytical Services – Peachtree Corners, Georgia.
2. Anions (chloride, fluoride, and sulfate) analysis performed by Pace Analytical Services – Asheville, North Carolina.
3. pH analysis performed as a field measurement.

Analytical Data Package Documentation

The table below evaluates the data package completeness.

Items Reviewed	Reported		Performance Acceptable		Not Required
	No	Yes	No	Yes	
1. Sample receipt condition		X		X	
2. Requested analyses and sample results		X		X	
3. Master tracking list		X		X	
4. Methods of analysis		X		X	
5. Reporting limits		X		X	
6. Sample collection date		X		X	
7. Laboratory sample received date		X		X	
8. Sample preservation verification (as applicable)		X		X	
9. Sample preparation/extraction/analysis dates		X		X	
10. Fully executed chain-of-custody form		X		X	
11. Narrative summary of QA or sample problems provided		X		X	
12. Data package completeness and compliance		X		X	

Note:
QA = quality assurance

Inorganic Analysis Introduction

Analyses were performed according to United States Environmental Protection Agency (USEPA) SW-846 Methods 6010D, 6020B, and 7470A; Standard Method (SM) SM4500-H+ B and SM2540C; and USEPA Method 300.0. Data were reviewed in accordance with USEPA Region IV Data Validation Standard Operating Procedures for Contract Laboratory Program Inorganic Data by Inductively Coupled Plasma–Atomic Emission Spectroscopy and Inductively Coupled Plasma–Mass Spectroscopy (September 2011, Rev. 2), and the USEPA National Functional Guidelines for Inorganic Superfund Methods Data Review, EPA 542-R-20-006, November 2020 (with reference to the historical USEPA Contract Laboratory Program National Functional Guidelines for Inorganic Data Review, OSWER 9240.1-45, October 2004, as appropriate).

The data review process is an evaluation of data on a technical basis rather than a determination of contract compliance. As such, the standards against which the data are being weighed may differ from those specified in the analytical method. It is assumed that the data package represents the best efforts of the laboratory and that it was already subjected to adequate and sufficient quality review prior to submission.

During the review process, laboratory qualified and unqualified data are verified against the supporting documentation. Based on this evaluation, qualifier codes may be added, deleted, or modified by the data reviewer. Results are qualified with the following codes in accordance with the USEPA National Functional Guidelines:

- Concentration (C) Qualifiers
    - U The analyte was analyzed for but not detected. The associated value is the analyte instrument detection limit.
    - J The reported value was obtained from a reading less than the reporting limit (RL), but greater than or equal to the method detection limit (MDL).
- Quantitation (Q) Qualifiers
    - E The reported value is estimated due to the presence of interference.
    - N Spiked sample recovery is not within control limits.
    - * Duplicate analysis is not within control limits.
- Validation Qualifiers
    - J The analyte was positively identified; however, the associated numerical value is an estimated concentration only.
    - UJ The analyte was not detected above the reporting limit. However, the reported limit is approximate and may or may not represent the actual limit of detection.
    - UB Analyte considered non-detect at the listed value due to associated blank contamination.
    - R The sample results are rejected.

Two facts should be noted by all data users. First, the “R” flag means that the associated value is unusable. In other words, due to significant quality control (QC) problems, the analysis is invalid and provides no information

as to whether the compound is present or not. “R” values should not appear on data tables because they cannot be relied upon, even as a last resort. The second fact to keep in mind is that no compound concentration, even if it has passed all QC tests, is guaranteed to be accurate. Strict QC serves to increase confidence in data but any value potentially contains error.

Metals Analyses

1. Holding Times

The specified holding times for the following methods are presented in the following table.

Method	Matrix	Holding Time	Preservation
SW-846 6010D/6020B	Water	180 days from collection to analysis	Cool to <6°C; preserved to a pH of less than 2 s.u.
SW-846 7470A	Water	28 days from collection to analysis	Cool to <6°C; preserved to a pH of less than 2 s.u.

Note:
s.u. = standard units

All samples were analyzed within the specified holding times.

2. Blank Contamination

Quality assurance (QA) blanks (i.e., method and rinse blanks) are prepared to identify any contamination which may have been introduced into the samples during sample preparation or field activity. Method blanks measure laboratory contamination. Rinse blanks measure contamination of samples during field operations.

A blank action level (BAL) of five times the concentration of a detected compound in an associated blank is calculated for QA blanks containing concentrations greater than the method detection limit (MDL). The BAL is compared to the associated sample results to determine the appropriate qualification of the sample results, if needed.

All compounds associated with the QA blanks exhibited a concentration less than the MDL, with the exception of the compounds listed in the following table. Sample results less than the BAL associated with the following sample locations were qualified as listed in the following table.

Sample Locations	Analytes	Sample Result	Qualification
YGWC-36A YAMW-2	Boron (EB)	Detected sample results <RL and <BAL	"UB" at the RL
PZ-52D	Arsenic (MB)		
PZ-35	Boron (EB)	Detected sample results >RL and <BAL	"UB" at the detected sample concentration

Notes:
EB = Equipment blank
MB = Method blank
RL = Reporting limit

3. Matrix Spike/Matrix Spike Duplicate (MS/MSD)/Laboratory Duplicate Analysis

MS/MSD and laboratory duplicate data are used to assess the precision and accuracy of the analytical method.

3.1 MS/MSD Analysis

All metal analytes must exhibit a percent recovery within the established acceptance limits of 75% to 125%. The MS recovery control limits do not apply for MS performed on sample locations where the analyte's concentration detected in the parent sample exceeds the MS concentration by a factor of four or greater.

The MS/MSD analysis was performed using sample AMA-DUP-2 in association with SW-846 6010D analysis. The concentration of calcium in the unspiked sample was greater than four-times the amount of spike added; hence the recoveries were not evaluated, and no qualification of the results was required.

The MS/MSD analysis performed using sample YGWC-41 in association with SW-846 6020B analysis exhibited recoveries within the control limits.

The MS/MSD analysis performed using sample YGWC-38 in association with SW-846 7470A analysis exhibited recoveries within the control limits.

3.2 Laboratory Duplicate Analysis

The laboratory duplicate relative percent difference (RPD) criterion is applied when parent and duplicate sample concentrations are greater than or equal to 5 times the RL. A control limit of 20% for water matrices is applied when the criteria above is true. In the instance when the parent and/or duplicate sample concentrations are less than or equal to 5 times the RL, a control limit of one times the RL is applied for water matrices.

MS/MSD analysis was performed in replacement of the laboratory duplicate analysis. The MS/MSD recoveries exhibited acceptable RPDs.

4. Field Duplicate Analysis

Field duplicate analysis is used to assess the overall precision of the field sampling procedures and analytical method. A control limit of 35% for water matrices is applied to the RPD between the parent sample and the field duplicate. In the instance when the parent and/or duplicate sample concentrations are less than or equal to 5 times the RL, a control limit of two times the RL is applied for water matrices.

Results for duplicate samples are summarized in the following table.

Sample ID/Duplicate ID	Analyte	Sample Result	Duplicate Result	RPD
YGWC-41 / AMA-DUP-2	Antimony	0.0030 U	0.0018 J	AC
	Arsenic	0.0021 J	0.0027 J	
	Barium	0.021	0.021	
	Beryllium	0.0016	0.0017	
	Cadmium	0.00012 J	0.00012 J	
	Lithium	0.0023 J	0.0024 J	
	Calcium	15.0	14.6	2.7%
	Boron	4.0	4.1	2.5%
	Selenium	0.031	0.032	3.2%
PZ-37 / AMA-DUP-4	Arsenic	0.0017 J	0.0018 J	AC
	Beryllium	0.0010	0.0011	
	Cadmium	0.00093	0.00089	
	Cobalt	0.0036 J	0.0041 J	
	Lithium	0.017 J	0.017 J	
	Calcium	106	107	0.9%
	Barium	0.029	0.029	0.0%
	Boron	9.5	9.6	1.0%
	Selenium	0.20	0.20	0.0%
YGWC-24SA / AMA-DUP-1	Calcium	2.2	2.2	AC
	Arsenic	0.0024 J	0.0019 J	
	Beryllium	0.00016 J	0.00017 J	
	Barium	0.026	0.027	3.8%

Note:
AC = Acceptable

The differences in the results between the parent sample YGWC-41 and field duplicate sample AMA-DUP-2 were acceptable.

The differences in the results between the parent sample PZ-37 and field duplicate sample AMA-DUP-4 were acceptable.

The differences in the results between the parent sample YGWC-24SA and field duplicate sample AMA-DUP-1 were acceptable.

5. Laboratory Control Sample (LCS) Analysis

The LCS analysis is used to assess the accuracy of the analytical method independent of matrix interferences. The analytes associated with the LCS analysis must exhibit a percent recovery between the control limits of 80% and 120%.

The LCS analysis exhibited recoveries within the control limits.

6. System Performance and Overall Assessment

Overall system performance was acceptable. Other than for those deviations specifically mentioned in this review, the overall data quality is within the guidelines specified in the method.

Data Validation Checklist for Metals

METALS: SW-846 6010D/6020B/7470A	Reported		Performance Acceptable		Not Required
	No	Yes	No	Yes	
Inductively Coupled Plasma-Atomic Emission Spectrometry (ICP-AES) Inductively Coupled Plasma-Mass Spectrometry (ICP-MS) Cold Vapor Atomic Absorption (CVAA)					
Tier II Validation					
Holding Times		X		X	
Reporting limits (units)		X		X	
Blanks					
A. Method Blanks		X	X		
B. Equipment/Field Blanks		X	X		
Laboratory Control Sample (LCS) %R		X		X	
Matrix Spike (MS) %R		X		X	
Matrix Spike Duplicate (MSD) %R		X		X	
MS/MSD Precision (RPD)		X		X	
Laboratory Duplicate (RPD)	X				X
Field Duplicate (RPD)		X		X	

Notes:

%R Percent recovery

RPD Relative percent difference

General Chemistry Analyses

1. Holding Times

The specified holding times for the following methods are presented in the following table.

Method	Matrix	Holding Time	Preservation
pH by SM4500-H+ B	Water	ASAP	Cool to <6°C
Total Dissolved Solids (TDS) by SM2540C	Water	7 days from collection to analysis	Cool to <6°C
Chloride, Fluoride, and Sulfate by USEPA 300.0	Water	28 days from collection to analysis	Cool to <6°C

All samples were analyzed within the specified holding times.

2. Blank Contamination

Quality assurance (QA) blanks (i.e., method and rinse blanks) are prepared to identify any contamination which may have been introduced into the samples during sample preparation or field activity. Method blanks measure laboratory contamination. Rinse blanks measure contamination of samples during field operations.

A blank action level (BAL) of five times the concentration of a detected compound in an associated blank is calculated for QA blanks containing concentrations greater than the method detection limit (MDL). The BAL is compared to the associated sample results to determine the appropriate qualification of the sample results, if needed.

All compounds associated with the QA blanks exhibited a concentration less than the MDL, with the exception of the compounds listed in the following table. Sample results less than the BAL associated with the following sample locations were qualified as listed in the following table.

Sample Locations	Analytes	Sample Result	Qualification
YGWC-24SA AMA-DUP-1 YGWC-36A YAMW-2	TDS (EB)	Detected sample results >RL and <BAL	"UB" at the detected sample concentration

Notes:
EB = Equipment blank
RL = Reporting limit

3. Matrix Spike/Matrix Spike Duplicate (MS/MSD)/Laboratory Duplicate Analysis

MS/MSD and laboratory duplicate data are used to assess the precision and accuracy of the analytical method.

3.1 MS/MSD Analysis

All analytes must exhibit a percent recovery within the established acceptance limits of 75% to 125%. The MS/MSD recovery control limits do not apply for MS/MSD performed on sample locations where the analyte's concentration detected in the parent sample exceeds the MS/MSD concentration by a factor of four or greater. In instance where this is true, the data will not be qualified even if the percent recovery does not meet the control limits and the laboratory flag will be removed.

The MS/MSD analysis performed using sample PZ-37 in association with USEPA 300.0 analysis exhibited chloride and fluoride recoveries within the control limits. The concentration of sulfate in the unspiked sample was greater than four-times the amount of spike added; hence the recoveries were not evaluated, and no qualification of the results was required.

The MS/MSD analysis performed using samples AMA-DUP-1 and PZ-37D in association with chloride, fluoride, and sulfate analysis exhibited recoveries within the control limits.

3.2 Laboratory Duplicate Analysis

The laboratory duplicate relative percent difference (RPD) criterion is applied when parent and duplicate sample concentrations are greater than or equal to 5 times the RL. A control limit of 20% for water matrices is applied when the criteria above is true. In the instance when the parent and/or duplicate sample concentrations are less than or equal to 5 times the RL, a control limit of one times the RL is applied for water matrices.

The laboratory duplicate analysis performed using samples AMA-DUP-4, YAMW-2, and PZ-37D in association with TDS analysis exhibited RPDs within the control limit.

MS/MSD analysis was performed in replacement of the laboratory duplicate analysis in association with chloride, fluoride, and sulfate analysis. The MS/MSD recoveries exhibited acceptable RPDs.

4. Field Duplicate Analysis

Field duplicate analysis is used to assess the overall precision of the field sampling procedures and analytical method. A control limit of 35% for water matrices is applied to the RPD between the parent sample and the field duplicate. In the instance when the parent and/or duplicate sample concentrations are less than or equal to 5 times the RL, a control limit of two times the RL is applied for water matrices.

Results for duplicate samples are summarized in the following table.

Sample ID/Duplicate ID	Analyte	Sample Result	Duplicate Result	RPD
YGWC-41 / AMA-DUP-2	Chloride	3.5	3.5	AC
	TDS	226	235	3.9%
	Sulfate	109	107	1.9%
PZ-37 / AMA-DUP-4	Chloride	4.2	4.2	AC
	TDS	798	772	3.3%
	Sulfate	452	475	5.0%
YGWC-24SA / AMA-DUP-1	Chloride	8.7	8.7	0.0%

Note:
AC = Acceptable

The differences in the results between the parent sample YGWC-41 and field duplicate sample AMA-DUP-2 were acceptable.

The differences in the results between the parent sample PZ-37 and field duplicate sample AMA-DUP-4 were acceptable.

The differences in the results between the parent sample YGWC-24SA and field duplicate sample AMA-DUP-1 were acceptable.

5. Laboratory Control Sample (LCS) Analysis

The LCS analysis is used to assess the accuracy of the analytical method independent of matrix interferences. The analytes associated with the LCS analysis must exhibit a percent recovery between the control limits of 80% and 120%.

The LCS analysis exhibited recoveries within the control limits.

6. System Performance and Overall Assessment

Overall system performance was acceptable. Other than for those deviations specifically mentioned in this review, the overall data quality is within the guidelines specified in the method.

Data Validation Checklist for General Chemistry

General Chemistry: SM4500-H+ B, SM2540C, SM2320B. USEPA 300.0	Reported		Performance Acceptable		Not Required
	No	Yes	No	Yes	
Miscellaneous Instrumentation					
Tier II Validation					
Holding Times		X		X	
Reporting limits (units)		X		X	
Blanks					
A. Method Blanks		X		X	
B. Equipment/Field Blanks		X	x		
Laboratory Control Sample (LCS) %R		X		X	
Matrix Spike (MS) %R		X		X	
Matrix Spike Duplicate (MSD) %R		X		X	
MS/MSD Precision (RPD)		X		X	
Laboratory Duplicate (RPD)		X		X	
Field Duplicate (RPD)		X		X	

Notes:

%R Percent recovery

RPD Relative percent difference

VALIDATION PERFORMED BY: Jennifer Singer

SIGNATURE: 

DATE: March 18, 2022

PEER REVIEW: Dennis Capria

DATE: March 22, 2022

Chain of Custody / Data Qualifier Summary Table

CHAIN-OF-CUSTODY / Analytical Request Document

The Chain-of-Custody is a LEGAL DOCUMENT. All relevant fields must be completed accurately.

Page : 1 Of 1

Section A Required Client Information:		Section B Required Project Information:		Section C Invoice Information:	
Company:	GA Power	Report To:	SCS Contacts	Attention:	Southern Co.
Address:	Atlanta, GA	Copy To:	Arcadis Contacts	Company Name:	
				Address:	
Email To:		Purchase Order #:		Pace Quote:	
Phone:	Fax	Project Name:	Plant Yates AMA-R6	Pace Project Manager:	Nicole D'Oleo
Requested Due Date:		Project Number:		Pace Profile #:	10840

Regulatory Agency

State / Location

Georgia

ITEM #	SAMPLE ID (One Character per box. (A-Z, 0-9 / , -) Sample Ids must be unique)	MATRIX CODE (see valid codes to left)	SAMPLE TYPE (G=GRAB C=COMP)	COLLECTED START DATE	COLLECTED START TIME	COLLECTED END DATE	COLLECTED END TIME	SAMPLE TEMP AT COLLECTION	# OF CONTAINERS	Preservatives: Unpreserved	H2SO4	HNO3	HCl	NaOH	Na2S2O3	Methanol	Other	Analyses Test (Y/N)	App III/IV Metals	Cl, F, SO4	TDS (2540C)	RAD 9315/9320	Residual Chlorine (Y/N)	
1	~~YGWC-23S~~	WT	G	~~2/8/22~~	~~1020~~	–	–		5	2		3							X	X	X	X		pH:
2	~~YGWC-24SA~~	WT	G			–	–		5	2		3							X	X	X	X		pH:
3	~~AMA-DUP-1~~	WT	G			–	–		5	2		3							X	X	X	X		pH:
4	~~YGWC-38A~~	WT	G						5	2		3							X	X	X	X		pH:
5	YGWC-49	WT	G	2/8/22	1800	–	–		5	2		3							X	X	X	X		pH: 5.79
6	~~YGWC-38~~	WT	G			–	–		5	2		3							X	X	X	X		pH:
7	YGWC-41	WT	G	2/8/22	1620	–	–		5	2		3							X	X	X	X		pH: 5.07
8	AMA-DUP-2	WT	G	2/8/22	—	–	–		5	2		3							X	X	X	X		pH: —
9	~~YGWC-42~~	WT	G			–	–		5	2		3							X	X	X	X		pH:
10	~~YGWC-43~~	WT	G	~~[illegible]~~		–	–		5	2		3							X	X	X	X		pH:
11	~~YAMW-2~~	WT	G			–	–		5	2		3							X	X	X	X		pH:
12	~~YAMW-3~~	WT	G			–	–		5	2		3							X	X	X	X		pH:

ADDITIONAL COMMENTS	RELINQUISHED BY / AFFILIATION	DATE	TIME	ACCEPTED BY / AFFILIATION	DATE	TIME	SAMPLE CONDITIONS
Anions Suite 300.0 (Cl, F, Sulfate)	[signature] /Arcadis	2/9/22	0825	[signature] / Arcadis	2/9/22	0825	
App III Metals: Boron 6020B, Ca 6010D	[signature] / Arcadis	2/9/22	1018	[signature] / [signature]	2/9	1018	
App IV: Metals 6020B: Antimony (Sb), Arsenic (As), Barium (Ba), Beryllium (Be), Cadmium (Cd), Chromium (Cr), Cobalt (Co), Lead (Pb), Lithium (Li), Molybdenum (Mo), Selenium (Se) 7040A: Mercury (Hg)							

SAMPLER NAME AND SIGNATURE

PRINT Name of SAMPLER: Kim Lapszynski

SIGNATURE of SAMPLER: [signature]

DATE Signed: 2/9/22

TEMP in C | Received on Ice (Y/N) | Custody Sealed Cooler (Y/N) | Samples Intact (Y/N)

CHAIN-OF-CUSTODY / Analytical Request Document

The Chain-of-Custody is a LEGAL DOCUMENT. All relevant fields must be completed accurately.

Page : | Of

Section A — Required Client Information:

Company:	GA Power
Address:	Atlanta, GA
Email To:	
Phone:	Fax:
Requested Due Date:	

Section B — Required Project Information:

Report To:	SCS Contacts
Copy To:	Arcadis Contacts
Purchase Order #:	
Project Name:	Plant Yates AMA-R6
Project Number:	

Section C — Invoice Information:

Attention:	Southern Co.
Company Name:	
Address:	
Pace Quote:	
Pace Project Manager:	Nicole D'Oleo
Pace Profile #:	10840

Regulatory Agency:

State / Location: Georgia

Requested Analysis Filtered (Y/N)

ITEM #	SAMPLE ID (One Character per box. (A-Z, 0-9 / , -) Sample Ids must be unique)	MATRIX CODE (see valid codes to left)	SAMPLE TYPE (G=GRAB C=COMP)	COLLECTED START DATE	COLLECTED START TIME	COLLECTED END DATE	COLLECTED END TIME	SAMPLE TEMP AT COLLECTION	# OF CONTAINERS	Preservatives: Unpreserved	H2SO4	HNO3	HCl	NaOH	Na2S2O3	Methanol	Other	Analyses Test Y/N	App III/IV Metals	Cl, F, SO4	TDS (2540C)	RAD 9315/9320	Residual Chlorine (Y/N)	
1	~~YGWC-23S~~	WT	G			–	–		5	2		3							X	X	X	X		pH:
2	~~YGWC-24BA~~	WT	G			–	–		5	2		3							X	X	X	X		pH:
3	~~AMA-DUP-1~~	WT	G			–	–		5	2		3							X	X	X	X		pH:
4	~~YGWC-36A~~	WT	G			–	–		5	2		3							X	X	X	X		pH:
5	~~YGWC-49~~	WT	G			–	–		5	2		3							X	X	X	X		pH:
6	~~YGWC-38~~	WT	G			–	–		5	2		3							X	X	X	X		pH:
7	~~YGWC-4T~~	WT	G			–	–		5	2		3							X	X	X	X		pH:
8	~~AMA-DUP-2~~	WT	G			–	–		5	2		3							X	X	X	X		pH:
9	~~YGWC-42~~	WT	G			–	–		5	2		3							X	X	X	X		pH:
10	YGWC-43	WT	G	2/8/22	10:20	–	–		5	2		3							X	X	X	X		pH: 5.82
11	~~YAMW-2~~	WT	G			–	–		5	2		3							X	X	X	X		pH:
12	~~YAMW-3~~	WT	G			–	–		5	2		3							X	X	X	X		pH:

MATRIX CODE: Drinking Water DW; Water WT; Waste Water WW; Product P; Soil/Solid SL; Oil OL; Wipe WP; Air AR; Other OT; Tissue TS

ADDITIONAL COMMENTS	RELINQUISHED BY / AFFILIATION	DATE	TIME	ACCEPTED BY / AFFILIATION	DATE	TIME	SAMPLE CONDITIONS
Anions Suite 300.0 (Cl, F, Sulfate)	Jessica Ware /Arcadis	2/9/22	0827		2/9/22	0827	
App III Metals: Boron 6020B, Ca 6010D		2/9/22	1018		2/9	1018	
App IV: Metals 6020B: Antimony (Sb), Arsenic (As), Barium (Ba), Beryllium (Be), Cadmium (Cd), Chromium (Cr), Cobalt (Co), Lead (Pb), Lithium (Li), Molybdenum (Mo), Selenium (Se) 7040A: Mercury (Hg)							

SAMPLER NAME AND SIGNATURE

PRINT Name of SAMPLER: Jessica Ware

SIGNATURE of SAMPLER: Jessica Ware — DATE Signed: 2/9/22

TEMP in C	Received on Ice (Y/N)	Custody Sealed Cooler (Y/N)	Samples Intact (Y/N)

Section A
Required Client Information:

Company:	GA Power
Address:	Atlanta, GA
Email To:	
Phone:	Fax:
Requested Due Date:	

Section B
Required Project Information:

Report To:	SCS Contacts
Copy To:	Arcadis Contacts
Purchase Order #:	
Project Name:	Plant Yates AMA-R6
Project Number:	

Section C
Invoice Information:

Attention:	Southern Co.
Company Name:	
Address:	
Pace Quote:	
Pace Project Manager:	
Pace Profile #:	10840

Page : 1 Of 1

Regulatory Agency:

State / Location: Georgia

Requested Analysis Filtered (Y/N)

SAMPLE ID
One Character per box.
(A-Z, 0-9 / , -)
Sample Ids must be unique

MATRIX: Drinking Water DW; Water WT; Waste Water WW; Product P; Soil/Solid SL; Oil OL; Wipe WP; Air AR; Other OT; Tissue TS

ITEM #	SAMPLE ID	MATRIX CODE (see valid codes to left)	SAMPLE TYPE (G=GRAB C=COMP)	COLLECTED START DATE	COLLECTED START TIME	COLLECTED END DATE	COLLECTED END TIME	SAMPLE TEMP AT COLLECTION	# OF CONTAINERS	Preservatives: Unpreserved	H2SO4	HNO3	HCl	NaOH	Na2S2O3	Methanol	Other	Analyses Test Y/N	App III/IV Metals	Cl, F, SO4	TDS (2540C)	RAD 9315/9320	Residual Chlorine (Y/N)
1	AMA-EB-1	WT	G	2/9/22	1530	–	–		5	2		3							X	X	X	X	
2	AMA-EB-2	WT	G			–	–		5	2		3							X	X	X	X	
3	AMA-FB-1	WT	G			–	–		5	2		3							X	X	X	X	
4	AMA-FB-2	WT	G			–	–		5	2		3							X	X	X	X	
5																								
6																								
7																								
8																								
9																								
10																								
11																								
12																								

ADDITIONAL COMMENTS	RELINQUISHED BY / AFFILIATION	DATE	TIME	ACCEPTED BY / AFFILIATION	DATE	TIME	SAMPLE CONDITIONS
Anions Suite 300.0 (Cl, F, Sulfate)	/Arcadis	2/9/22	0825	Arcadis	2/9/22	0825	
App III Metals: Boron 6020B, Ca 6010D	Arcadis	2/9/22	1018		2/9	1018	
App IV Metals 6020B: Antimony (Sb), Arsenic (As), Barium (Ba), Beryllium (Be), Cadmium (Cd), Chromium (Cr), Cobalt (Co), Lead (Pb), Lithium (Li), Molybdenum (Mo), Selenium (Se) 7040A: Mercury (Hg)							

SAMPLER NAME AND SIGNATURE

PRINT Name of SAMPLER: Kim Ludszynski

SIGNATURE of SAMPLER:

DATE Signed: 2/9/22

TEMP in C	Received on Ice (Y/N)	Custody Sealed Cooler (Y/N)	Samples Intact (Y/N)

SDG	Sample ID	Method	Analyte	Result	Units	Validation Qualifier	Reason for Validation Qualifier
92587090	PZ-35	SW846 6020B	Boron	0.054	mg/L	UB	Blank contamination
	YGWC-24SA	SM2540C	TDS	78.0	mg/L	UB	Blank contamination
	AMA-DUP-1	SM2540C	TDS	71.0	mg/L	UB	Blank contamination
	YGWC-36A	SW846 6020B	Boron	0.040	mg/L	UB	Blank contamination
		SM2540C	TDS	81.0	mg/L	UB	Blank contamination
	YAMW-2	SM2540C	TDS	48.0	mg/L	UB	Blank contamination
	YAMW-2	SW846 6020B	Boron	0.040	mg/L	UB	Blank contamination
	PZ-52D	SW846 6020B	Arsenic	0.0050	mg/L	UB	Blank contamination

Abbreviations:
mg/L = milligrams per liter

Qualifiers:
UB = not detected due to blank contamination

Pace Analytical Services, LLC
110 Technology Parkway
Peachtree Corners, GA 30092
(770)734-4200

April 11, 2022

Ms. Lauren Petty
Southern Company
42 Inverness Center Parkway
Birmingham, AL 35242

RE: Project: YATES AMA-R6
Pace Project No.: 92587090

Dear Ms. Petty:

Enclosed are the analytical results for sample(s) received by the laboratory between February 09, 2022 and February 14, 2022. The results relate only to the samples included in this report. Results reported herein conform to the applicable TNI/NELAC Standards and the laboratory's Quality Manual, where applicable, unless otherwise noted in the body of the report.

The test results provided in this final report were generated by each of the following laboratories within the Pace Network:

- Pace Analytical Services - Asheville
- Pace Analytical Services - Charlotte
- Pace Analytical Services - Peachtree Corners, GA

If you have any questions concerning this report, please feel free to contact me.

Sincerely,

Nicole D'Oleo

Nicole D'Oleo
nicole.d'oleo@pacelabs.com
(704)875-9092
Project Manager

Enclosures

cc: Joju Abraham, Georgia Power-CCR
Lauren Coker, Georgia Pwer
Geoffrey Gay, ARCADIS - Atlanta
Kristen Jurinko
Kelley Sharpe, ARCADIS - Atlanta
Alex Simpson, Arcadis
Becky Steever, Arcadis
Albert Zumbuhl, Arcadis

REPORT OF LABORATORY ANALYSIS

This report shall not be reproduced, except in full,
without the written consent of Pace Analytical Services, LLC.

Pace Analytical Services, LLC
110 Technology Parkway
Peachtree Corners, GA 30092
(770)734-4200

CERTIFICATIONS

Project: YATES AMA-R6
Pace Project No.: 92587090

Pace Analytical Services Charlotte
South Carolina Laboratory ID: 99006
9800 Kincey Ave. Ste 100, Huntersville, NC 28078
North Carolina Drinking Water Certification #: 37706
North Carolina Field Services Certification #: 5342
North Carolina Wastewater Certification #: 12
South Carolina Laboratory ID: 99006
South Carolina Certification #: 99006001
South Carolina Drinking Water Cert. #: 99006003
Florida/NELAP Certification #: E87627
Kentucky UST Certification #: 84
Louisiana DoH Drinking Water #: LA029
Virginia/VELAP Certification #: 460221

Pace Analytical Services Asheville
2225 Riverside Drive, Asheville, NC 28804
Florida/NELAP Certification #: E87648
North Carolina Drinking Water Certification #: 37712
North Carolina Wastewater Certification #: 40
South Carolina Laboratory ID: 99030
South Carolina Certification #: 99030001
Virginia/VELAP Certification #: 460222

Pace Analytical Services Peachtree Corners
110 Technology Pkwy, Peachtree Corners, GA 30092
Florida DOH Certification #: E87315
Georgia DW Inorganics Certification #: 812
North Carolina Certification #: 381
South Carolina Certification #: 98011001

This report shall not be reproduced, except in full,
without the written consent of Pace Analytical Services, LLC.

Pace Analytical Services, LLC
110 Technology Parkway
Peachtree Corners, GA 30092
(770)734-4200

SAMPLE SUMMARY

Project: YATES AMA-R6
Pace Project No.: 92587090

Lab ID	Sample ID	Matrix	Date Collected	Date Received
92587090001	**YGWC-49**	Water	02/08/22 18:00	02/09/22 10:18
92587090002	**YGWC-41**	Water	02/08/22 16:20	02/09/22 10:18
92587090003	**AMA-DUP-2**	Water	02/08/22 00:00	02/09/22 10:18
92587090004	**YGWC-43**	Water	02/08/22 10:20	02/09/22 10:18
92587090005	**AMA-EB-1**	Water	02/08/22 18:36	02/09/22 10:18
92587090006	**YAMW-5**	Water	02/10/22 11:30	02/11/22 16:45
92587090007	**PZ-37**	Water	02/10/22 13:05	02/11/22 16:45
92587090008	**AMA-DUP-4**	Water	02/10/22 00:00	02/11/22 16:45
92587090009	**PZ-51**	Water	02/10/22 18:10	02/11/22 16:45
92587090010	**YAMW-1**	Water	02/10/22 11:55	02/11/22 16:45
92587090011	**PZ-35**	Water	02/10/22 14:37	02/11/22 16:45
92587090012	**YAMW-4**	Water	02/10/22 12:00	02/11/22 16:45
92587090013	**YGWC-23S**	Water	02/10/22 15:10	02/11/22 16:45
92587090014	**YGWC-38**	Water	02/10/22 09:50	02/11/22 16:45
92587090015	**YGWC-42**	Water	02/10/22 16:35	02/11/22 16:45
92587090016	**YGWC-24SA**	Water	02/10/22 14:40	02/11/22 16:45
92587090017	**AMA-DUP-1**	Water	02/10/22 00:00	02/11/22 16:45
92587090018	**YGWC-36A**	Water	02/11/22 11:19	02/11/22 16:45
92587090019	**YAMW-2**	Water	02/10/22 09:45	02/11/22 16:45
92587090020	**YAMW-3**	Water	02/10/22 15:35	02/11/22 16:45
92587090021	**AMA-EB-2**	Water	02/10/22 12:46	02/11/22 16:45
92587090022	**AMA-FB-1**	Water	02/10/22 15:02	02/11/22 16:45
92587090023	**AMA-FB-2**	Water	02/10/22 16:00	02/11/22 16:45
92587090024	**PZ-37D**	Water	02/11/22 16:35	02/14/22 13:25
92587090025	**PZ-52D**	Water	02/11/22 14:00	02/14/22 13:25

This report shall not be reproduced, except in full,
without the written consent of Pace Analytical Services, LLC.

Pace Analytical Services, LLC
110 Technology Parkway
Peachtree Corners, GA 30092
(770)734-4200

SAMPLE ANALYTE COUNT

Project: YATES AMA-R6
Pace Project No.: 92587090

Lab ID	Sample ID	Method	Analysts	Analytes Reported
92587090001	**YGWC-49**	EPA 6010D	KH	1
		EPA 6020B	CW1	13
		EPA 7470A	VB	1
		SM 2540C-2015	ALW	1
		EPA 300.0 Rev 2.1 1993	JCM	3
92587090002	**YGWC-41**	EPA 6010D	KH	1
		EPA 6020B	CW1	13
		EPA 7470A	VB	1
		SM 2540C-2015	ALW	1
		EPA 300.0 Rev 2.1 1993	JCM	3
92587090003	**AMA-DUP-2**	EPA 6010D	KH	1
		EPA 6020B	CW1	13
		EPA 7470A	VB	1
		SM 2540C-2015	ALW	1
		EPA 300.0 Rev 2.1 1993	JCM	3
92587090004	**YGWC-43**	EPA 6010D	KH	1
		EPA 6020B	CW1	13
		EPA 7470A	VB	1
		SM 2540C-2015	ALW	1
		EPA 300.0 Rev 2.1 1993	JCM	3
92587090005	**AMA-EB-1**	EPA 6010D	KH	1
		EPA 6020B	CW1	13
		EPA 7470A	VB	1
		SM 2540C-2015	ALW	1
		EPA 300.0 Rev 2.1 1993	JCM	3
92587090006	**YAMW-5**	EPA 6010D	KH	1
		EPA 6020B	CW1	13
		EPA 7470A	VB	1
		SM 2540C-2015	ALW	1
		EPA 300.0 Rev 2.1 1993	JCM	3
92587090007	**PZ-37**	EPA 6010D	KH	1
		EPA 6020B	CW1	13
		EPA 7470A	VB	1
		SM 2540C-2015	ALW	1
		EPA 300.0 Rev 2.1 1993	JCM	3
92587090008	**AMA-DUP-4**	EPA 6010D	KH	1
		EPA 6020B	CW1	13

REPORT OF LABORATORY ANALYSIS

This report shall not be reproduced, except in full,
without the written consent of Pace Analytical Services, LLC.

Pace Analytical Services, LLC
110 Technology Parkway
Peachtree Corners, GA 30092
(770)734-4200

SAMPLE ANALYTE COUNT

Project: YATES AMA-R6
Pace Project No.: 92587090

Lab ID	Sample ID	Method	Analysts	Analytes Reported
		EPA 7470A	VB	1
		SM 2540C-2015	ALW	1
		EPA 300.0 Rev 2.1 1993	JCM	3
92587090009	**PZ-51**	EPA 6010D	KH	1
		EPA 6020B	CW1	13
		EPA 7470A	VB	1
		SM 2540C-2015	ALW	1
		EPA 300.0 Rev 2.1 1993	JCM	3
92587090010	**YAMW-1**	EPA 6010D	KH	1
		EPA 6020B	CW1	13
		EPA 7470A	VB	1
		SM 2540C-2015	ALW	1
		EPA 300.0 Rev 2.1 1993	JCM	3
92587090011	**PZ-35**	EPA 6010D	KH	1
		EPA 6020B	CW1	13
		EPA 7470A	VB	1
		SM 2540C-2015	ALW	1
		EPA 300.0 Rev 2.1 1993	JCM	3
92587090012	**YAMW-4**	EPA 6010D	KH	1
		EPA 6020B	CW1	13
		EPA 7470A	VB	1
		SM 2540C-2015	ALW	1
		EPA 300.0 Rev 2.1 1993	JCM	3
92587090013	**YGWC-23S**	EPA 6010D	KH	1
		EPA 6020B	CW1	13
		EPA 7470A	VB	1
		SM 2540C-2015	ALW	1
		EPA 300.0 Rev 2.1 1993	JCM	3
92587090014	**YGWC-38**	EPA 6010D	KH	1
		EPA 6020B	CW1	13
		EPA 7470A	VB	1
		SM 2540C-2015	ALW	1
		EPA 300.0 Rev 2.1 1993	JCM	3
92587090015	**YGWC-42**	EPA 6010D	KH	1
		EPA 6020B	CW1, KH	13
		EPA 7470A	VB	1
		SM 2540C-2015	ALW	1

REPORT OF LABORATORY ANALYSIS

This report shall not be reproduced, except in full,
without the written consent of Pace Analytical Services, LLC.

Pace Analytical Services, LLC
110 Technology Parkway
Peachtree Corners, GA 30092
(770)734-4200

SAMPLE ANALYTE COUNT

Project: YATES AMA-R6
Pace Project No.: 92587090

Lab ID	Sample ID	Method	Analysts	Analytes Reported
		EPA 300.0 Rev 2.1 1993	JCM	3
92587090016	**YGWC-24SA**	EPA 6010D	KH	1
		EPA 6020B	CW1	13
		EPA 7470A	VB	1
		SM 2540C-2015	ALW	1
		EPA 300.0 Rev 2.1 1993	JCM	3
92587090017	**AMA-DUP-1**	EPA 6010D	KH	1
		EPA 6020B	CW1	13
		EPA 7470A	VB	1
		SM 2540C-2015	ALW	1
		EPA 300.0 Rev 2.1 1993	JCM	3
92587090018	**YGWC-36A**	EPA 6010D	KH	1
		EPA 6020B	CW1	13
		EPA 7470A	VB	1
		SM 2540C-2015	ALW	1
		EPA 300.0 Rev 2.1 1993	JCM	3
92587090019	**YAMW-2**	EPA 6010D	KH	1
		EPA 6020B	CW1	13
		EPA 7470A	VB	1
		SM 2540C-2015	ALW	1
		EPA 300.0 Rev 2.1 1993	JCM	3
92587090020	**YAMW-3**	EPA 6010D	KH	1
		EPA 6020B	CW1	13
		EPA 7470A	VB	1
		SM 2540C-2015	ALW	1
		EPA 300.0 Rev 2.1 1993	JCM	3
92587090021	**AMA-EB-2**	EPA 6010D	KH	1
		EPA 6020B	CW1	13
		EPA 7470A	VB	1
		SM 2540C-2015	ALW	1
		EPA 300.0 Rev 2.1 1993	JCM	3
92587090022	**AMA-FB-1**	EPA 6010D	KH	1
		EPA 6020B	CW1	13
		EPA 7470A	VB	1
		SM 2540C-2015	ALW	1
		EPA 300.0 Rev 2.1 1993	JCM	3
92587090023	**AMA-FB-2**	EPA 6010D	KH	1

REPORT OF LABORATORY ANALYSIS

This report shall not be reproduced, except in full,
without the written consent of Pace Analytical Services, LLC.

Pace Analytical Services, LLC
110 Technology Parkway
Peachtree Corners, GA 30092
(770)734-4200

SAMPLE ANALYTE COUNT

Project: YATES AMA-R6
Pace Project No.: 92587090

Lab ID	Sample ID	Method	Analysts	Analytes Reported
		EPA 6020B	CW1	13
		EPA 7470A	VB	1
		SM 2540C-2015	ALW	1
		EPA 300.0 Rev 2.1 1993	JCM	3
92587090024	**PZ-37D**	EPA 6010D	KH	1
		EPA 6020B	CW1	13
		EPA 7470A	VB	1
		SM 2540C-2015	ALW	1
		EPA 300.0 Rev 2.1 1993	JCM	3
92587090025	**PZ-52D**	EPA 6010D	KH	1
		EPA 6020B	CW1	13
		EPA 7470A	VB	1
		SM 2540C-2015	ALW	1
		EPA 300.0 Rev 2.1 1993	JCM	3

PASI-A = Pace Analytical Services - Asheville
PASI-C = Pace Analytical Services - Charlotte
PASI-GA = Pace Analytical Services - Peachtree Corners, GA

This report shall not be reproduced, except in full,
without the written consent of Pace Analytical Services, LLC.

Pace Analytical Services, LLC
110 Technology Parkway
Peachtree Corners, GA 30092
(770)734-4200

SUMMARY OF DETECTION

Project: YATES AMA-R6
Pace Project No.: 92587090

Lab Sample ID / Method	Client Sample ID / Parameters	Result	Units	Report Limit	Analyzed	Qualifiers
92587090001	**YGWC-49**					
	Performed by	CUSTOMER			02/09/22 12:32	
	pH	5.79	Std. Units		02/09/22 12:32	
EPA 6010D	Calcium	12.7	mg/L	1.0	02/24/22 22:25	
EPA 6020B	Barium	0.070	mg/L	0.0050	02/25/22 15:29	
EPA 6020B	Beryllium	0.00015J	mg/L	0.00050	02/25/22 15:29	
EPA 6020B	Chromium	0.0021J	mg/L	0.0050	02/25/22 15:29	
EPA 6020B	Lithium	0.0036J	mg/L	0.030	02/25/22 15:29	
EPA 6020B	Selenium	0.0075	mg/L	0.0050	02/25/22 15:29	
SM 2540C-2015	Total Dissolved Solids	164	mg/L	10.0	02/14/22 15:19	
EPA 300.0 Rev 2.1 1993	Chloride	4.2	mg/L	1.0	02/15/22 07:19	
EPA 300.0 Rev 2.1 1993	Sulfate	73.9	mg/L	1.0	02/15/22 07:19	
92587090002	**YGWC-41**					
	Performed by	CUSTOMER			02/09/22 12:32	
	pH	5.07	Std. Units		02/09/22 12:32	
EPA 6010D	Calcium	15.0	mg/L	1.0	02/24/22 22:29	
EPA 6020B	Arsenic	0.0021J	mg/L	0.0050	02/25/22 15:35	
EPA 6020B	Barium	0.021	mg/L	0.0050	02/25/22 15:35	
EPA 6020B	Beryllium	0.0016	mg/L	0.00050	02/25/22 15:35	
EPA 6020B	Boron	4.0	mg/L	0.040	02/25/22 15:35	
EPA 6020B	Cadmium	0.00012J	mg/L	0.00050	02/25/22 15:35	
EPA 6020B	Lithium	0.0023J	mg/L	0.030	02/25/22 15:35	
EPA 6020B	Selenium	0.031	mg/L	0.0050	02/25/22 15:35	
SM 2540C-2015	Total Dissolved Solids	226	mg/L	10.0	02/14/22 15:19	
EPA 300.0 Rev 2.1 1993	Chloride	3.5	mg/L	1.0	02/15/22 07:33	
EPA 300.0 Rev 2.1 1993	Sulfate	109	mg/L	3.0	02/15/22 17:05	
92587090003	**AMA-DUP-2**					
EPA 6010D	Calcium	14.6	mg/L	1.0	02/24/22 22:34	M1
EPA 6020B	Antimony	0.0018J	mg/L	0.0030	02/25/22 15:59	
EPA 6020B	Arsenic	0.0027J	mg/L	0.0050	02/25/22 15:59	
EPA 6020B	Barium	0.021	mg/L	0.0050	02/25/22 15:59	
EPA 6020B	Beryllium	0.0017	mg/L	0.00050	02/25/22 15:59	
EPA 6020B	Boron	4.1	mg/L	0.040	02/25/22 15:59	
EPA 6020B	Cadmium	0.00012J	mg/L	0.00050	02/25/22 15:59	
EPA 6020B	Lithium	0.0024J	mg/L	0.030	02/25/22 15:59	
EPA 6020B	Selenium	0.032	mg/L	0.0050	02/25/22 15:59	
SM 2540C-2015	Total Dissolved Solids	235	mg/L	10.0	02/14/22 15:19	
EPA 300.0 Rev 2.1 1993	Chloride	3.5	mg/L	1.0	02/15/22 07:47	
EPA 300.0 Rev 2.1 1993	Sulfate	107	mg/L	3.0	02/15/22 17:20	
92587090004	**YGWC-43**					
	Performed by	CUSTOMER			02/09/22 12:32	
	pH	5.82	Std. Units		02/09/22 12:32	
EPA 6010D	Calcium	9.9	mg/L	1.0	02/24/22 23:03	
EPA 6020B	Arsenic	0.0022J	mg/L	0.0050	02/25/22 16:05	

REPORT OF LABORATORY ANALYSIS

This report shall not be reproduced, except in full,
without the written consent of Pace Analytical Services, LLC.

Pace Analytical Services, LLC
110 Technology Parkway
Peachtree Corners, GA 30092
(770)734-4200

SUMMARY OF DETECTION

Project: YATES AMA-R6
Pace Project No.: 92587090

Lab Sample ID / Method	Client Sample ID / Parameters	Result	Units	Report Limit	Analyzed	Qualifiers
92587090004	**YGWC-43**					
EPA 6020B	Barium	0.029	mg/L	0.0050	02/25/22 16:05	
EPA 6020B	Beryllium	0.00037J	mg/L	0.00050	02/25/22 16:05	
EPA 6020B	Boron	2.3	mg/L	0.040	02/25/22 16:05	
EPA 6020B	Cobalt	0.00045J	mg/L	0.0050	02/25/22 16:05	
EPA 6020B	Lithium	0.016J	mg/L	0.030	02/25/22 16:05	
EPA 6020B	Molybdenum	0.0020J	mg/L	0.010	02/25/22 16:05	
SM 2540C-2015	Total Dissolved Solids	294	mg/L	10.0	02/14/22 15:19	
EPA 300.0 Rev 2.1 1993	Chloride	2.1	mg/L	1.0	02/15/22 08:01	
EPA 300.0 Rev 2.1 1993	Fluoride	0.066J	mg/L	0.10	02/15/22 08:01	
EPA 300.0 Rev 2.1 1993	Sulfate	133	mg/L	3.0	02/15/22 17:34	
92587090005	**AMA-EB-1**					
EPA 6020B	Boron	0.023J	mg/L	0.040	02/25/22 16:11	
SM 2540C-2015	Total Dissolved Solids	12.0	mg/L	10.0	02/14/22 15:20	
92587090006	**YAMW-5**					
	Performed by	CUSTOMER			02/14/22 12:24	
	pH	5.22	Std. Units		02/14/22 12:24	
EPA 6010D	Calcium	40.8	mg/L	1.0	02/24/22 23:13	
EPA 6020B	Arsenic	0.0024J	mg/L	0.0050	02/25/22 16:29	
EPA 6020B	Barium	0.034	mg/L	0.0050	02/25/22 16:29	
EPA 6020B	Beryllium	0.00013J	mg/L	0.00050	02/25/22 16:29	
EPA 6020B	Boron	4.9	mg/L	0.040	02/25/22 16:29	
EPA 6020B	Cadmium	0.00022J	mg/L	0.00050	02/25/22 16:29	
EPA 6020B	Chromium	0.0016J	mg/L	0.0050	02/25/22 16:29	
EPA 6020B	Lithium	0.015J	mg/L	0.030	02/25/22 16:29	
EPA 6020B	Selenium	0.057	mg/L	0.0050	02/25/22 16:29	
SM 2540C-2015	Total Dissolved Solids	499	mg/L	10.0	02/17/22 16:07	
EPA 300.0 Rev 2.1 1993	Chloride	3.9	mg/L	1.0	02/19/22 16:35	
EPA 300.0 Rev 2.1 1993	Sulfate	276	mg/L	6.0	02/21/22 00:42	
92587090007	**PZ-37**					
	Performed by	CUSTOMER			02/14/22 12:25	
	pH	4.93	Std. Units		02/14/22 12:25	
EPA 6010D	Calcium	106	mg/L	1.0	02/24/22 23:18	
EPA 6020B	Arsenic	0.0017J	mg/L	0.0050	02/25/22 16:35	
EPA 6020B	Barium	0.029	mg/L	0.0050	02/25/22 16:35	
EPA 6020B	Beryllium	0.0010	mg/L	0.00050	02/25/22 16:35	
EPA 6020B	Boron	9.5	mg/L	0.040	02/25/22 16:35	
EPA 6020B	Cadmium	0.00093	mg/L	0.00050	02/25/22 16:35	
EPA 6020B	Cobalt	0.0036J	mg/L	0.0050	02/25/22 16:35	
EPA 6020B	Lithium	0.017J	mg/L	0.030	02/25/22 16:35	
EPA 6020B	Selenium	0.20	mg/L	0.0050	02/25/22 16:35	
SM 2540C-2015	Total Dissolved Solids	798	mg/L	20.0	02/17/22 16:08	
EPA 300.0 Rev 2.1 1993	Chloride	4.2	mg/L	1.0	02/19/22 16:48	
EPA 300.0 Rev 2.1 1993	Sulfate	452	mg/L	10.0	02/21/22 00:56	M1

REPORT OF LABORATORY ANALYSIS

This report shall not be reproduced, except in full,
without the written consent of Pace Analytical Services, LLC.

Pace Analytical Services, LLC
110 Technology Parkway
Peachtree Corners, GA 30092
(770)734-4200

SUMMARY OF DETECTION

Project: YATES AMA-R6
Pace Project No.: 92587090

Lab Sample ID / Method	Client Sample ID / Parameters	Result	Units	Report Limit	Analyzed	Qualifiers
92587090008	**AMA-DUP-4**					
EPA 6010D	Calcium	107	mg/L	1.0	02/24/22 23:22	
EPA 6020B	Arsenic	0.0018J	mg/L	0.0050	02/25/22 16:41	
EPA 6020B	Barium	0.029	mg/L	0.0050	02/25/22 16:41	
EPA 6020B	Beryllium	0.0011	mg/L	0.00050	02/25/22 16:41	
EPA 6020B	Boron	9.6	mg/L	0.040	02/25/22 16:41	
EPA 6020B	Cadmium	0.00089	mg/L	0.00050	02/25/22 16:41	
EPA 6020B	Cobalt	0.0041J	mg/L	0.0050	02/25/22 16:41	
EPA 6020B	Lithium	0.017J	mg/L	0.030	02/25/22 16:41	
EPA 6020B	Selenium	0.20	mg/L	0.0050	02/25/22 16:41	
SM 2540C-2015	Total Dissolved Solids	772	mg/L	20.0	02/17/22 17:00	
EPA 300.0 Rev 2.1 1993	Chloride	4.2	mg/L	1.0	02/19/22 17:29	
EPA 300.0 Rev 2.1 1993	Sulfate	475	mg/L	10.0	02/21/22 01:36	
92587090009	**PZ-51**					
	Performed by	CUSTOMER			02/14/22 12:25	
	pH	4.46	Std. Units		02/14/22 12:25	
EPA 6010D	Calcium	54.7	mg/L	1.0	02/24/22 23:27	
EPA 6020B	Arsenic	0.0013J	mg/L	0.0050	02/25/22 16:47	
EPA 6020B	Barium	0.017	mg/L	0.0050	02/25/22 16:47	
EPA 6020B	Beryllium	0.0033	mg/L	0.00050	02/25/22 16:47	
EPA 6020B	Boron	6.8	mg/L	0.040	02/25/22 16:47	
EPA 6020B	Cadmium	0.0019	mg/L	0.00050	02/25/22 16:47	
EPA 6020B	Cobalt	0.033	mg/L	0.0050	02/25/22 16:47	
EPA 6020B	Lithium	0.0060J	mg/L	0.030	02/25/22 16:47	
EPA 6020B	Selenium	0.029	mg/L	0.0050	02/25/22 16:47	
SM 2540C-2015	Total Dissolved Solids	574	mg/L	20.0	02/17/22 17:01	
EPA 300.0 Rev 2.1 1993	Chloride	4.2	mg/L	1.0	02/19/22 17:42	
EPA 300.0 Rev 2.1 1993	Fluoride	0.10	mg/L	0.10	02/19/22 17:42	
EPA 300.0 Rev 2.1 1993	Sulfate	306	mg/L	7.0	02/21/22 01:49	
92587090010	**YAMW-1**					
	Performed by	CUSTOMER			02/14/22 12:25	
	pH	5.80	Std. Units		02/14/22 12:25	
EPA 6010D	Calcium	21.5	mg/L	1.0	02/24/22 23:32	
EPA 6020B	Arsenic	0.0023J	mg/L	0.0050	02/25/22 16:53	
EPA 6020B	Barium	0.084	mg/L	0.0050	02/25/22 16:53	
EPA 6020B	Beryllium	0.00016J	mg/L	0.00050	02/25/22 16:53	
EPA 6020B	Boron	0.36	mg/L	0.040	02/25/22 16:53	
EPA 6020B	Cadmium	0.00018J	mg/L	0.00050	02/25/22 16:53	
EPA 6020B	Chromium	0.0013J	mg/L	0.0050	02/25/22 16:53	
EPA 6020B	Cobalt	0.011	mg/L	0.0050	02/25/22 16:53	
EPA 6020B	Lithium	0.014J	mg/L	0.030	02/25/22 16:53	
EPA 6020B	Molybdenum	0.00089J	mg/L	0.010	02/25/22 16:53	
EPA 6020B	Selenium	0.0034J	mg/L	0.0050	02/25/22 16:53	
SM 2540C-2015	Total Dissolved Solids	281	mg/L	10.0	02/17/22 17:01	
EPA 300.0 Rev 2.1 1993	Chloride	5.3	mg/L	1.0	02/19/22 17:55	
EPA 300.0 Rev 2.1 1993	Sulfate	120	mg/L	3.0	02/21/22 02:04	

REPORT OF LABORATORY ANALYSIS

This report shall not be reproduced, except in full,
without the written consent of Pace Analytical Services, LLC.

Pace Analytical Services, LLC
110 Technology Parkway
Peachtree Corners, GA 30092
(770)734-4200

SUMMARY OF DETECTION

Project: YATES AMA-R6
Pace Project No.: 92587090

Lab Sample ID / Method	Client Sample ID / Parameters	Result	Units	Report Limit	Analyzed	Qualifiers
92587090011	**PZ-35**					
	Performed by	CUSTOMER			02/14/22 12:25	
	pH	5.35	Std. Units		02/14/22 12:25	
EPA 6010D	Calcium	8.8	mg/L	1.0	02/24/22 23:46	
EPA 6020B	Arsenic	0.0018J	mg/L	0.0050	02/25/22 16:59	
EPA 6020B	Barium	0.074	mg/L	0.0050	02/25/22 16:59	
EPA 6020B	Beryllium	0.00055	mg/L	0.00050	02/25/22 16:59	
EPA 6020B	Boron	0.054	mg/L	0.040	02/25/22 16:59	
EPA 6020B	Lithium	0.0021J	mg/L	0.030	02/25/22 16:59	
EPA 6020B	Selenium	0.0030J	mg/L	0.0050	02/25/22 16:59	
SM 2540C-2015	Total Dissolved Solids	130	mg/L	10.0	02/17/22 17:01	
EPA 300.0 Rev 2.1 1993	Chloride	5.6	mg/L	1.0	02/19/22 18:36	
EPA 300.0 Rev 2.1 1993	Sulfate	42.6	mg/L	1.0	02/19/22 18:36	
92587090012	**YAMW-4**					
	Performed by	CUSTOMER			02/14/22 12:25	
	pH	6.10	Std. Units		02/14/22 12:25	
EPA 6010D	Calcium	11.6	mg/L	1.0	02/24/22 23:51	
EPA 6020B	Arsenic	0.0026J	mg/L	0.0050	02/25/22 17:05	
EPA 6020B	Barium	0.0033J	mg/L	0.0050	02/25/22 17:05	
EPA 6020B	Boron	3.0	mg/L	0.040	02/25/22 17:05	
EPA 6020B	Cobalt	0.00044J	mg/L	0.0050	02/25/22 17:05	
EPA 6020B	Lithium	0.036	mg/L	0.030	02/25/22 17:05	
EPA 6020B	Molybdenum	0.0076J	mg/L	0.010	02/25/22 17:05	
EPA 6020B	Selenium	0.019	mg/L	0.0050	02/25/22 17:05	
SM 2540C-2015	Total Dissolved Solids	346	mg/L	10.0	02/17/22 17:01	
EPA 300.0 Rev 2.1 1993	Chloride	1.4	mg/L	1.0	02/19/22 18:49	
EPA 300.0 Rev 2.1 1993	Sulfate	160	mg/L	4.0	02/21/22 02:18	
92587090013	**YGWC-23S**					
	Performed by	CUSTOMER			02/14/22 12:26	
	pH	5.51	Std. Units		02/14/22 12:26	
EPA 6010D	Calcium	11.8	mg/L	1.0	02/24/22 23:56	
EPA 6020B	Arsenic	0.0025J	mg/L	0.0050	02/25/22 17:11	
EPA 6020B	Barium	0.058	mg/L	0.0050	02/25/22 17:11	
EPA 6020B	Beryllium	0.00023J	mg/L	0.00050	02/25/22 17:11	
EPA 6020B	Boron	1.5	mg/L	0.040	02/25/22 17:11	
EPA 6020B	Lithium	0.0029J	mg/L	0.030	02/25/22 17:11	
EPA 6020B	Selenium	0.039	mg/L	0.0050	02/25/22 17:11	
SM 2540C-2015	Total Dissolved Solids	180	mg/L	10.0	02/17/22 17:01	
EPA 300.0 Rev 2.1 1993	Chloride	1.9	mg/L	1.0	02/19/22 19:03	
EPA 300.0 Rev 2.1 1993	Sulfate	78.7	mg/L	1.0	02/19/22 19:03	
92587090014	**YGWC-38**					
	Performed by	CUSTOMER			02/14/22 12:26	
	pH	4.85	Std. Units		02/14/22 12:26	
EPA 6010D	Calcium	68.9	mg/L	1.0	02/25/22 00:01	

REPORT OF LABORATORY ANALYSIS

This report shall not be reproduced, except in full,
without the written consent of Pace Analytical Services, LLC.

Pace Analytical Services, LLC
110 Technology Parkway
Peachtree Corners, GA 30092
(770)734-4200

SUMMARY OF DETECTION

Project: YATES AMA-R6
Pace Project No.: 92587090

Lab Sample ID / Method	Client Sample ID / Parameters	Result	Units	Report Limit	Analyzed	Qualifiers
92587090014	**YGWC-38**					
EPA 6020B	Arsenic	0.0017J	mg/L	0.0050	02/25/22 17:17	
EPA 6020B	Barium	0.016	mg/L	0.0050	02/25/22 17:17	
EPA 6020B	Beryllium	0.0027	mg/L	0.00050	02/25/22 17:17	
EPA 6020B	Boron	5.4	mg/L	0.040	02/25/22 17:17	
EPA 6020B	Cadmium	0.0011	mg/L	0.00050	02/25/22 17:17	
EPA 6020B	Lithium	0.0068J	mg/L	0.030	02/25/22 17:17	
EPA 6020B	Selenium	0.064	mg/L	0.0050	02/25/22 17:17	
SM 2540C-2015	Total Dissolved Solids	541	mg/L	10.0	02/17/22 17:01	
EPA 300.0 Rev 2.1 1993	Chloride	4.0	mg/L	1.0	02/19/22 19:16	
EPA 300.0 Rev 2.1 1993	Sulfate	290	mg/L	6.0	02/21/22 02:59	
92587090015	**YGWC-42**					
	Performed by	CUSTOMER			02/14/22 12:26	
	pH	5.57	Std. Units		02/14/22 12:26	
EPA 6010D	Calcium	74.4	mg/L	1.0	02/25/22 00:06	
EPA 6020B	Arsenic	0.0026J	mg/L	0.0050	02/25/22 17:23	
EPA 6020B	Barium	0.026	mg/L	0.0050	02/25/22 17:23	
EPA 6020B	Beryllium	0.000061J	mg/L	0.00050	02/25/22 17:23	
EPA 6020B	Boron	14.4	mg/L	2.0	02/28/22 16:43	
EPA 6020B	Cobalt	0.0017J	mg/L	0.0050	02/25/22 17:23	
EPA 6020B	Lithium	0.052	mg/L	0.030	02/25/22 17:23	
EPA 6020B	Molybdenum	0.00080J	mg/L	0.010	02/25/22 17:23	
EPA 6020B	Selenium	0.044	mg/L	0.0050	02/25/22 17:23	
SM 2540C-2015	Total Dissolved Solids	882	mg/L	20.0	02/17/22 17:01	
EPA 300.0 Rev 2.1 1993	Chloride	3.3	mg/L	1.0	02/19/22 19:30	
EPA 300.0 Rev 2.1 1993	Sulfate	485	mg/L	11.0	02/21/22 03:12	
92587090016	**YGWC-24SA**					
	Performed by	CUSTOMER			02/14/22 12:26	
	pH	4.66	Std. Units		02/14/22 12:26	
EPA 6010D	Calcium	2.2	mg/L	1.0	02/25/22 00:11	
EPA 6020B	Arsenic	0.0024J	mg/L	0.0050	02/25/22 18:27	
EPA 6020B	Barium	0.026	mg/L	0.0050	02/25/22 18:27	
EPA 6020B	Beryllium	0.00016J	mg/L	0.00050	02/25/22 18:27	
SM 2540C-2015	Total Dissolved Solids	78.0	mg/L	10.0	02/17/22 17:01	
EPA 300.0 Rev 2.1 1993	Chloride	8.7	mg/L	1.0	02/19/22 19:43	
92587090017	**AMA-DUP-1**					
EPA 6010D	Calcium	2.2	mg/L	1.0	02/25/22 00:16	
EPA 6020B	Arsenic	0.0019J	mg/L	0.0050	02/25/22 18:33	
EPA 6020B	Barium	0.027	mg/L	0.0050	02/25/22 18:33	
EPA 6020B	Beryllium	0.00017J	mg/L	0.00050	02/25/22 18:33	
SM 2540C-2015	Total Dissolved Solids	71.0	mg/L	10.0	02/17/22 17:01	
EPA 300.0 Rev 2.1 1993	Chloride	8.7	mg/L	1.0	02/21/22 20:19	M1
92587090018	**YGWC-36A**					
	Performed by	CUSTOMER			02/14/22 12:27	

This report shall not be reproduced, except in full,
without the written consent of Pace Analytical Services, LLC.

Pace Analytical Services, LLC
110 Technology Parkway
Peachtree Corners, GA 30092
(770)734-4200

SUMMARY OF DETECTION

Project: YATES AMA-R6
Pace Project No.: 92587090

Lab Sample ID / Method	Client Sample ID / Parameters	Result	Units	Report Limit	Analyzed	Qualifiers
92587090018	**YGWC-36A**					
	pH	5.58	Std. Units		02/14/22 12:27	
EPA 6010D	Calcium	4.6	mg/L	1.0	02/25/22 00:21	
EPA 6020B	Antimony	0.0023J	mg/L	0.0030	02/25/22 18:39	
EPA 6020B	Arsenic	0.0014J	mg/L	0.0050	02/25/22 18:39	
EPA 6020B	Barium	0.044	mg/L	0.0050	02/25/22 18:39	
EPA 6020B	Beryllium	0.00043J	mg/L	0.00050	02/25/22 18:39	
EPA 6020B	Boron	0.019J	mg/L	0.040	02/25/22 18:39	
EPA 6020B	Lithium	0.00093J	mg/L	0.030	02/25/22 18:39	
SM 2540C-2015	Total Dissolved Solids	81.0	mg/L	10.0	02/17/22 17:03	
EPA 300.0 Rev 2.1 1993	Chloride	6.6	mg/L	1.0	02/21/22 20:59	
EPA 300.0 Rev 2.1 1993	Sulfate	16.4	mg/L	1.0	02/21/22 20:59	
92587090019	**YAMW-2**					
	Performed by	CUSTOMER			02/14/22 12:27	
	pH	5.64	Std. Units		02/14/22 12:27	
EPA 6010D	Calcium	1.3	mg/L	1.0	02/25/22 00:26	
EPA 6020B	Barium	0.0074	mg/L	0.0050	02/25/22 18:45	
EPA 6020B	Beryllium	0.000074J	mg/L	0.00050	02/25/22 18:45	
EPA 6020B	Boron	0.022J	mg/L	0.040	02/25/22 18:45	
EPA 6020B	Cobalt	0.00052J	mg/L	0.0050	02/25/22 18:45	
SM 2540C-2015	Total Dissolved Solids	48.0	mg/L	10.0	02/17/22 17:02	
EPA 300.0 Rev 2.1 1993	Chloride	2.5	mg/L	1.0	02/21/22 21:13	
EPA 300.0 Rev 2.1 1993	Sulfate	7.1	mg/L	1.0	02/21/22 21:13	
92587090020	**YAMW-3**					
	Performed by	CUSTOMER			02/14/22 12:27	
	pH	5.93	Std. Units		02/14/22 12:27	
EPA 6010D	Calcium	29.4	mg/L	1.0	02/25/22 01:18	
EPA 6020B	Arsenic	0.0038J	mg/L	0.0050	02/25/22 18:51	
EPA 6020B	Barium	0.038	mg/L	0.0050	02/25/22 18:51	
EPA 6020B	Beryllium	0.000078J	mg/L	0.00050	02/25/22 18:51	
EPA 6020B	Boron	7.7	mg/L	0.040	02/25/22 18:51	
EPA 6020B	Chromium	0.0011J	mg/L	0.0050	02/25/22 18:51	
EPA 6020B	Cobalt	0.16	mg/L	0.0050	02/25/22 18:51	
EPA 6020B	Lithium	0.054	mg/L	0.030	02/25/22 18:51	
EPA 6020B	Molybdenum	0.0036J	mg/L	0.010	02/25/22 18:51	
SM 2540C-2015	Total Dissolved Solids	606	mg/L	20.0	02/17/22 17:02	
EPA 300.0 Rev 2.1 1993	Chloride	3.2	mg/L	1.0	02/21/22 21:26	
EPA 300.0 Rev 2.1 1993	Sulfate	305	mg/L	7.0	02/22/22 13:12	
92587090021	**AMA-EB-2**					
SM 2540C-2015	Total Dissolved Solids	19.0	mg/L	10.0	02/17/22 17:02	
92587090024	**PZ-37D**					
	Performed by	CUSTOMER			02/14/22 15:02	
	pH	7.84	Std. Units		02/14/22 15:02	
EPA 6010D	Calcium	49.0	mg/L	1.0	02/25/22 02:44	

REPORT OF LABORATORY ANALYSIS

This report shall not be reproduced, except in full,
without the written consent of Pace Analytical Services, LLC.

Pace Analytical Services, LLC
110 Technology Parkway
Peachtree Corners, GA 30092
(770)734-4200

SUMMARY OF DETECTION

Project: YATES AMA-R6
Pace Project No.: 92587090

Lab Sample ID / Method	Client Sample ID / Parameters	Result	Units	Report Limit	Analyzed	Qualifiers
92587090024	**PZ-37D**					
EPA 6020B	Barium	0.013	mg/L	0.0050	02/24/22 20:06	
EPA 6020B	Boron	0.44	mg/L	0.040	02/24/22 20:06	
EPA 6020B	Lithium	0.0087J	mg/L	0.030	02/24/22 20:06	
EPA 6020B	Molybdenum	0.0037J	mg/L	0.010	02/24/22 20:06	
SM 2540C-2015	Total Dissolved Solids	382	mg/L	10.0	02/18/22 17:46	
EPA 300.0 Rev 2.1 1993	Chloride	12.5	mg/L	1.0	02/22/22 02:10	M1
EPA 300.0 Rev 2.1 1993	Fluoride	0.17	mg/L	0.10	02/22/22 02:10	M1
EPA 300.0 Rev 2.1 1993	Sulfate	115	mg/L	3.0	02/22/22 13:55	
92587090025	**PZ-52D**					
	Performed by	CUSTOMER			02/14/22 15:02	
	pH	6.40	Std. Units		02/14/22 15:02	
EPA 6010D	Calcium	27.3	mg/L	1.0	02/25/22 02:49	
EPA 6020B	Arsenic	0.0014J	mg/L	0.0050	02/24/22 20:12	B
EPA 6020B	Barium	0.032	mg/L	0.0050	02/24/22 20:12	
EPA 6020B	Beryllium	0.000059J	mg/L	0.00050	02/24/22 20:12	
EPA 6020B	Boron	0.84	mg/L	0.040	02/24/22 20:12	
EPA 6020B	Chromium	0.0011J	mg/L	0.0050	02/24/22 20:12	
EPA 6020B	Cobalt	0.0011J	mg/L	0.0050	02/24/22 20:12	
EPA 6020B	Lead	0.0031	mg/L	0.0010	02/24/22 20:12	
EPA 6020B	Lithium	0.015J	mg/L	0.030	02/24/22 20:12	
EPA 6020B	Molybdenum	0.011	mg/L	0.010	02/24/22 20:12	
EPA 6020B	Selenium	0.0025J	mg/L	0.0050	02/24/22 20:12	
SM 2540C-2015	Total Dissolved Solids	456	mg/L	10.0	02/18/22 17:46	
EPA 300.0 Rev 2.1 1993	Chloride	6.7	mg/L	1.0	02/22/22 02:50	
EPA 300.0 Rev 2.1 1993	Fluoride	0.10	mg/L	0.10	02/22/22 02:50	
EPA 300.0 Rev 2.1 1993	Sulfate	209	mg/L	5.0	02/22/22 20:39	

This report shall not be reproduced, except in full,
without the written consent of Pace Analytical Services, LLC.

Pace Analytical Services, LLC
110 Technology Parkway
Peachtree Corners, GA 30092
(770)734-4200

ANALYTICAL RESULTS

Project: YATES AMA-R6
Pace Project No.: 92587090

Sample: YGWC-49 **Lab ID: 92587090001** Collected: 02/08/22 18:00 Received: 02/09/22 10:18 Matrix: Water

Parameters	Results	Units	Report Limit	MDL	DF	Prepared	Analyzed	CAS No.	Qual
Field Data	Analytical Method: Pace Analytical Services - Charlotte								
Performed by	**CUSTOMER**				1		02/09/22 12:32		
pH	**5.79**	Std. Units			1		02/09/22 12:32		
6010D ATL ICP	Analytical Method: EPA 6010D Preparation Method: EPA 3010A Pace Analytical Services - Peachtree Corners, GA								
Calcium	**12.7**	mg/L	1.0	0.12	1	02/24/22 09:40	02/24/22 22:25	7440-70-2	
6020 MET ICPMS	Analytical Method: EPA 6020B Preparation Method: EPA 3005A Pace Analytical Services - Peachtree Corners, GA								
Antimony	ND	mg/L	0.0030	0.00078	1	02/24/22 09:35	02/25/22 15:29	7440-36-0	
Arsenic	ND	mg/L	0.0050	0.0011	1	02/24/22 09:35	02/25/22 15:29	7440-38-2	
Barium	**0.070**	mg/L	0.0050	0.00067	1	02/24/22 09:35	02/25/22 15:29	7440-39-3	
Beryllium	**0.00015J**	mg/L	0.00050	0.000054	1	02/24/22 09:35	02/25/22 15:29	7440-41-7	
Boron	ND	mg/L	0.040	0.0086	1	02/24/22 09:35	02/25/22 15:29	7440-42-8	
Cadmium	ND	mg/L	0.00050	0.00011	1	02/24/22 09:35	02/25/22 15:29	7440-43-9	
Chromium	**0.0021J**	mg/L	0.0050	0.0011	1	02/24/22 09:35	02/25/22 15:29	7440-47-3	
Cobalt	ND	mg/L	0.0050	0.00039	1	02/24/22 09:35	02/25/22 15:29	7440-48-4	
Lead	ND	mg/L	0.0010	0.00089	1	02/24/22 09:35	02/25/22 15:29	7439-92-1	
Lithium	**0.0036J**	mg/L	0.030	0.00073	1	02/24/22 09:35	02/25/22 15:29	7439-93-2	
Molybdenum	ND	mg/L	0.010	0.00074	1	02/24/22 09:35	02/25/22 15:29	7439-98-7	
Selenium	**0.0075**	mg/L	0.0050	0.0014	1	02/24/22 09:35	02/25/22 15:29	7782-49-2	
Thallium	ND	mg/L	0.0010	0.00018	1	02/24/22 09:35	02/25/22 15:29	7440-28-0	
7470 Mercury	Analytical Method: EPA 7470A Preparation Method: EPA 7470A Pace Analytical Services - Peachtree Corners, GA								
Mercury	ND	mg/L	0.00020	0.00013	1	02/16/22 08:30	02/16/22 14:23	7439-97-6	
2540C Total Dissolved Solids	Analytical Method: SM 2540C-2015 Pace Analytical Services - Peachtree Corners, GA								
Total Dissolved Solids	**164**	mg/L	10.0	10.0	1		02/14/22 15:19		
300.0 IC Anions 28 Days	Analytical Method: EPA 300.0 Rev 2.1 1993 Pace Analytical Services - Asheville								
Chloride	**4.2**	mg/L	1.0	0.60	1		02/15/22 07:19	16887-00-6	
Fluoride	ND	mg/L	0.10	0.050	1		02/15/22 07:19	16984-48-8	
Sulfate	**73.9**	mg/L	1.0	0.50	1		02/15/22 07:19	14808-79-8	

REPORT OF LABORATORY ANALYSIS

This report shall not be reproduced, except in full,
without the written consent of Pace Analytical Services, LLC.

Pace Analytical Services, LLC
110 Technology Parkway
Peachtree Corners, GA 30092
(770)734-4200

ANALYTICAL RESULTS

Project: YATES AMA-R6
Pace Project No.: 92587090

Sample: YGWC-41 **Lab ID: 92587090002** Collected: 02/08/22 16:20 Received: 02/09/22 10:18 Matrix: Water

Parameters	Results	Units	Report Limit	MDL	DF	Prepared	Analyzed	CAS No.	Qual
Field Data	Analytical Method: Pace Analytical Services - Charlotte								
Performed by	**CUSTOMER**				1		02/09/22 12:32		
pH	**5.07**	Std. Units			1		02/09/22 12:32		
6010D ATL ICP	Analytical Method: EPA 6010D Preparation Method: EPA 3010A Pace Analytical Services - Peachtree Corners, GA								
Calcium	**15.0**	mg/L	1.0	0.12	1	02/24/22 09:40	02/24/22 22:29	7440-70-2	
6020 MET ICPMS	Analytical Method: EPA 6020B Preparation Method: EPA 3005A Pace Analytical Services - Peachtree Corners, GA								
Antimony	ND	mg/L	0.0030	0.00078	1	02/24/22 09:35	02/25/22 15:35	7440-36-0	
Arsenic	**0.0021J**	mg/L	0.0050	0.0011	1	02/24/22 09:35	02/25/22 15:35	7440-38-2	
Barium	**0.021**	mg/L	0.0050	0.00067	1	02/24/22 09:35	02/25/22 15:35	7440-39-3	
Beryllium	**0.0016**	mg/L	0.00050	0.000054	1	02/24/22 09:35	02/25/22 15:35	7440-41-7	
Boron	**4.0**	mg/L	0.040	0.0086	1	02/24/22 09:35	02/25/22 15:35	7440-42-8	
Cadmium	**0.00012J**	mg/L	0.00050	0.00011	1	02/24/22 09:35	02/25/22 15:35	7440-43-9	
Chromium	ND	mg/L	0.0050	0.0011	1	02/24/22 09:35	02/25/22 15:35	7440-47-3	
Cobalt	ND	mg/L	0.0050	0.00039	1	02/24/22 09:35	02/25/22 15:35	7440-48-4	
Lead	ND	mg/L	0.0010	0.00089	1	02/24/22 09:35	02/25/22 15:35	7439-92-1	
Lithium	**0.0023J**	mg/L	0.030	0.00073	1	02/24/22 09:35	02/25/22 15:35	7439-93-2	
Molybdenum	ND	mg/L	0.010	0.00074	1	02/24/22 09:35	02/25/22 15:35	7439-98-7	
Selenium	**0.031**	mg/L	0.0050	0.0014	1	02/24/22 09:35	02/25/22 15:35	7782-49-2	
Thallium	ND	mg/L	0.0010	0.00018	1	02/24/22 09:35	02/25/22 15:35	7440-28-0	
7470 Mercury	Analytical Method: EPA 7470A Preparation Method: EPA 7470A Pace Analytical Services - Peachtree Corners, GA								
Mercury	ND	mg/L	0.00020	0.00013	1	02/16/22 08:30	02/16/22 14:26	7439-97-6	
2540C Total Dissolved Solids	Analytical Method: SM 2540C-2015 Pace Analytical Services - Peachtree Corners, GA								
Total Dissolved Solids	**226**	mg/L	10.0	10.0	1		02/14/22 15:19		
300.0 IC Anions 28 Days	Analytical Method: EPA 300.0 Rev 2.1 1993 Pace Analytical Services - Asheville								
Chloride	**3.5**	mg/L	1.0	0.60	1		02/15/22 07:33	16887-00-6	
Fluoride	ND	mg/L	0.10	0.050	1		02/15/22 07:33	16984-48-8	
Sulfate	**109**	mg/L	3.0	1.5	3		02/15/22 17:05	14808-79-8	

REPORT OF LABORATORY ANALYSIS

This report shall not be reproduced, except in full,
without the written consent of Pace Analytical Services, LLC.

Pace Analytical Services, LLC
110 Technology Parkway
Peachtree Corners, GA 30092
(770)734-4200

ANALYTICAL RESULTS

Project: YATES AMA-R6
Pace Project No.: 92587090

Sample: AMA-DUP-2 **Lab ID: 92587090003** Collected: 02/08/22 00:00 Received: 02/09/22 10:18 Matrix: Water

Parameters	Results	Units	Report Limit	MDL	DF	Prepared	Analyzed	CAS No.	Qual
6010D ATL ICP	Analytical Method: EPA 6010D Preparation Method: EPA 3010A Pace Analytical Services - Peachtree Corners, GA								
Calcium	**14.6**	mg/L	1.0	0.12	1	02/24/22 09:40	02/24/22 22:34	7440-70-2	M1
6020 MET ICPMS	Analytical Method: EPA 6020B Preparation Method: EPA 3005A Pace Analytical Services - Peachtree Corners, GA								
Antimony	**0.0018J**	mg/L	0.0030	0.00078	1	02/24/22 09:35	02/25/22 15:59	7440-36-0	
Arsenic	**0.0027J**	mg/L	0.0050	0.0011	1	02/24/22 09:35	02/25/22 15:59	7440-38-2	
Barium	**0.021**	mg/L	0.0050	0.00067	1	02/24/22 09:35	02/25/22 15:59	7440-39-3	
Beryllium	**0.0017**	mg/L	0.00050	0.000054	1	02/24/22 09:35	02/25/22 15:59	7440-41-7	
Boron	**4.1**	mg/L	0.040	0.0086	1	02/24/22 09:35	02/25/22 15:59	7440-42-8	
Cadmium	**0.00012J**	mg/L	0.00050	0.00011	1	02/24/22 09:35	02/25/22 15:59	7440-43-9	
Chromium	ND	mg/L	0.0050	0.0011	1	02/24/22 09:35	02/25/22 15:59	7440-47-3	
Cobalt	ND	mg/L	0.0050	0.00039	1	02/24/22 09:35	02/25/22 15:59	7440-48-4	
Lead	ND	mg/L	0.0010	0.00089	1	02/24/22 09:35	02/25/22 15:59	7439-92-1	
Lithium	**0.0024J**	mg/L	0.030	0.00073	1	02/24/22 09:35	02/25/22 15:59	7439-93-2	
Molybdenum	ND	mg/L	0.010	0.00074	1	02/24/22 09:35	02/25/22 15:59	7439-98-7	
Selenium	**0.032**	mg/L	0.0050	0.0014	1	02/24/22 09:35	02/25/22 15:59	7782-49-2	
Thallium	ND	mg/L	0.0010	0.00018	1	02/24/22 09:35	02/25/22 15:59	7440-28-0	
7470 Mercury	Analytical Method: EPA 7470A Preparation Method: EPA 7470A Pace Analytical Services - Peachtree Corners, GA								
Mercury	ND	mg/L	0.00020	0.00013	1	02/16/22 08:30	02/16/22 14:28	7439-97-6	
2540C Total Dissolved Solids	Analytical Method: SM 2540C-2015 Pace Analytical Services - Peachtree Corners, GA								
Total Dissolved Solids	**235**	mg/L	10.0	10.0	1		02/14/22 15:19		
300.0 IC Anions 28 Days	Analytical Method: EPA 300.0 Rev 2.1 1993 Pace Analytical Services - Asheville								
Chloride	**3.5**	mg/L	1.0	0.60	1		02/15/22 07:47	16887-00-6	
Fluoride	ND	mg/L	0.10	0.050	1		02/15/22 07:47	16984-48-8	
Sulfate	**107**	mg/L	3.0	1.5	3		02/15/22 17:20	14808-79-8	

REPORT OF LABORATORY ANALYSIS

This report shall not be reproduced, except in full,
without the written consent of Pace Analytical Services, LLC.

Pace Analytical Services, LLC
110 Technology Parkway
Peachtree Corners, GA 30092
(770)734-4200

ANALYTICAL RESULTS

Project: YATES AMA-R6
Pace Project No.: 92587090

Sample: YGWC-43 **Lab ID: 92587090004** Collected: 02/08/22 10:20 Received: 02/09/22 10:18 Matrix: Water

Parameters	Results	Units	Report Limit	MDL	DF	Prepared	Analyzed	CAS No.	Qual
Field Data	Analytical Method: Pace Analytical Services - Charlotte								
Performed by	**CUSTOMER**				1		02/09/22 12:32		
pH	**5.82**	Std. Units			1		02/09/22 12:32		
6010D ATL ICP	Analytical Method: EPA 6010D Preparation Method: EPA 3010A Pace Analytical Services - Peachtree Corners, GA								
Calcium	**9.9**	mg/L	1.0	0.12	1	02/24/22 09:40	02/24/22 23:03	7440-70-2	
6020 MET ICPMS	Analytical Method: EPA 6020B Preparation Method: EPA 3005A Pace Analytical Services - Peachtree Corners, GA								
Antimony	ND	mg/L	0.0030	0.00078	1	02/24/22 09:35	02/25/22 16:05	7440-36-0	
Arsenic	**0.0022J**	mg/L	0.0050	0.0011	1	02/24/22 09:35	02/25/22 16:05	7440-38-2	
Barium	**0.029**	mg/L	0.0050	0.00067	1	02/24/22 09:35	02/25/22 16:05	7440-39-3	
Beryllium	**0.00037J**	mg/L	0.00050	0.000054	1	02/24/22 09:35	02/25/22 16:05	7440-41-7	
Boron	**2.3**	mg/L	0.040	0.0086	1	02/24/22 09:35	02/25/22 16:05	7440-42-8	
Cadmium	ND	mg/L	0.00050	0.00011	1	02/24/22 09:35	02/25/22 16:05	7440-43-9	
Chromium	ND	mg/L	0.0050	0.0011	1	02/24/22 09:35	02/25/22 16:05	7440-47-3	
Cobalt	**0.00045J**	mg/L	0.0050	0.00039	1	02/24/22 09:35	02/25/22 16:05	7440-48-4	
Lead	ND	mg/L	0.0010	0.00089	1	02/24/22 09:35	02/25/22 16:05	7439-92-1	
Lithium	**0.016J**	mg/L	0.030	0.00073	1	02/24/22 09:35	02/25/22 16:05	7439-93-2	
Molybdenum	**0.0020J**	mg/L	0.010	0.00074	1	02/24/22 09:35	02/25/22 16:05	7439-98-7	
Selenium	ND	mg/L	0.0050	0.0014	1	02/24/22 09:35	02/25/22 16:05	7782-49-2	
Thallium	ND	mg/L	0.0010	0.00018	1	02/24/22 09:35	02/25/22 16:05	7440-28-0	
7470 Mercury	Analytical Method: EPA 7470A Preparation Method: EPA 7470A Pace Analytical Services - Peachtree Corners, GA								
Mercury	ND	mg/L	0.00020	0.00013	1	02/16/22 08:30	02/16/22 14:31	7439-97-6	
2540C Total Dissolved Solids	Analytical Method: SM 2540C-2015 Pace Analytical Services - Peachtree Corners, GA								
Total Dissolved Solids	**294**	mg/L	10.0	10.0	1		02/14/22 15:19		
300.0 IC Anions 28 Days	Analytical Method: EPA 300.0 Rev 2.1 1993 Pace Analytical Services - Asheville								
Chloride	**2.1**	mg/L	1.0	0.60	1		02/15/22 08:01	16887-00-6	
Fluoride	**0.066J**	mg/L	0.10	0.050	1		02/15/22 08:01	16984-48-8	
Sulfate	**133**	mg/L	3.0	1.5	3		02/15/22 17:34	14808-79-8	

REPORT OF LABORATORY ANALYSIS

This report shall not be reproduced, except in full,
without the written consent of Pace Analytical Services, LLC.

Pace Analytical Services, LLC
110 Technology Parkway
Peachtree Corners, GA 30092
(770)734-4200

ANALYTICAL RESULTS

Project: YATES AMA-R6
Pace Project No.: 92587090

Sample: AMA-EB-1 **Lab ID: 92587090005** Collected: 02/08/22 18:36 Received: 02/09/22 10:18 Matrix: Water

Parameters	Results	Units	Report Limit	MDL	DF	Prepared	Analyzed	CAS No.	Qual
6010D ATL ICP	Analytical Method: EPA 6010D Preparation Method: EPA 3010A Pace Analytical Services - Peachtree Corners, GA								
Calcium	ND	mg/L	1.0	0.12	1	02/24/22 09:40	02/24/22 23:08	7440-70-2	
6020 MET ICPMS	Analytical Method: EPA 6020B Preparation Method: EPA 3005A Pace Analytical Services - Peachtree Corners, GA								
Antimony	ND	mg/L	0.0030	0.00078	1	02/24/22 09:35	02/25/22 16:11	7440-36-0	
Arsenic	ND	mg/L	0.0050	0.0011	1	02/24/22 09:35	02/25/22 16:11	7440-38-2	
Barium	ND	mg/L	0.0050	0.00067	1	02/24/22 09:35	02/25/22 16:11	7440-39-3	
Beryllium	ND	mg/L	0.00050	0.000054	1	02/24/22 09:35	02/25/22 16:11	7440-41-7	
Boron	**0.023J**	mg/L	0.040	0.0086	1	02/24/22 09:35	02/25/22 16:11	7440-42-8	
Cadmium	ND	mg/L	0.00050	0.00011	1	02/24/22 09:35	02/25/22 16:11	7440-43-9	
Chromium	ND	mg/L	0.0050	0.0011	1	02/24/22 09:35	02/25/22 16:11	7440-47-3	
Cobalt	ND	mg/L	0.0050	0.00039	1	02/24/22 09:35	02/25/22 16:11	7440-48-4	
Lead	ND	mg/L	0.0010	0.00089	1	02/24/22 09:35	02/25/22 16:11	7439-92-1	
Lithium	ND	mg/L	0.030	0.00073	1	02/24/22 09:35	02/25/22 16:11	7439-93-2	
Molybdenum	ND	mg/L	0.010	0.00074	1	02/24/22 09:35	02/25/22 16:11	7439-98-7	
Selenium	ND	mg/L	0.0050	0.0014	1	02/24/22 09:35	02/25/22 16:11	7782-49-2	
Thallium	ND	mg/L	0.0010	0.00018	1	02/24/22 09:35	02/25/22 16:11	7440-28-0	
7470 Mercury	Analytical Method: EPA 7470A Preparation Method: EPA 7470A Pace Analytical Services - Peachtree Corners, GA								
Mercury	ND	mg/L	0.00020	0.00013	1	02/16/22 08:30	02/16/22 14:34	7439-97-6	
2540C Total Dissolved Solids	Analytical Method: SM 2540C-2015 Pace Analytical Services - Peachtree Corners, GA								
Total Dissolved Solids	**12.0**	mg/L	10.0	10.0	1		02/14/22 15:20		
300.0 IC Anions 28 Days	Analytical Method: EPA 300.0 Rev 2.1 1993 Pace Analytical Services - Asheville								
Chloride	ND	mg/L	1.0	0.60	1		02/15/22 08:42	16887-00-6	
Fluoride	ND	mg/L	0.10	0.050	1		02/15/22 08:42	16984-48-8	
Sulfate	ND	mg/L	1.0	0.50	1		02/15/22 08:42	14808-79-8	

REPORT OF LABORATORY ANALYSIS

This report shall not be reproduced, except in full,
without the written consent of Pace Analytical Services, LLC.

Pace Analytical Services, LLC
110 Technology Parkway
Peachtree Corners, GA 30092
(770)734-4200

ANALYTICAL RESULTS

Project: YATES AMA-R6
Pace Project No.: 92587090

Sample: YAMW-5 **Lab ID: 92587090006** Collected: 02/10/22 11:30 Received: 02/11/22 16:45 Matrix: Water

Parameters	Results	Units	Report Limit	MDL	DF	Prepared	Analyzed	CAS No.	Qual
Field Data	Analytical Method: Pace Analytical Services - Charlotte								
Performed by	**CUSTOMER**				1		02/14/22 12:24		
pH	**5.22**	Std. Units			1		02/14/22 12:24		
6010D ATL ICP	Analytical Method: EPA 6010D Preparation Method: EPA 3010A Pace Analytical Services - Peachtree Corners, GA								
Calcium	**40.8**	mg/L	1.0	0.12	1	02/24/22 09:40	02/24/22 23:13	7440-70-2	
6020 MET ICPMS	Analytical Method: EPA 6020B Preparation Method: EPA 3005A Pace Analytical Services - Peachtree Corners, GA								
Antimony	ND	mg/L	0.0030	0.00078	1	02/24/22 09:35	02/25/22 16:29	7440-36-0	
Arsenic	**0.0024J**	mg/L	0.0050	0.0011	1	02/24/22 09:35	02/25/22 16:29	7440-38-2	
Barium	**0.034**	mg/L	0.0050	0.00067	1	02/24/22 09:35	02/25/22 16:29	7440-39-3	
Beryllium	**0.00013J**	mg/L	0.00050	0.000054	1	02/24/22 09:35	02/25/22 16:29	7440-41-7	
Boron	**4.9**	mg/L	0.040	0.0086	1	02/24/22 09:35	02/25/22 16:29	7440-42-8	
Cadmium	**0.00022J**	mg/L	0.00050	0.00011	1	02/24/22 09:35	02/25/22 16:29	7440-43-9	
Chromium	**0.0016J**	mg/L	0.0050	0.0011	1	02/24/22 09:35	02/25/22 16:29	7440-47-3	
Cobalt	ND	mg/L	0.0050	0.00039	1	02/24/22 09:35	02/25/22 16:29	7440-48-4	
Lead	ND	mg/L	0.0010	0.00089	1	02/24/22 09:35	02/25/22 16:29	7439-92-1	
Lithium	**0.015J**	mg/L	0.030	0.00073	1	02/24/22 09:35	02/25/22 16:29	7439-93-2	
Molybdenum	ND	mg/L	0.010	0.00074	1	02/24/22 09:35	02/25/22 16:29	7439-98-7	
Selenium	**0.057**	mg/L	0.0050	0.0014	1	02/24/22 09:35	02/25/22 16:29	7782-49-2	
Thallium	ND	mg/L	0.0010	0.00018	1	02/24/22 09:35	02/25/22 16:29	7440-28-0	
7470 Mercury	Analytical Method: EPA 7470A Preparation Method: EPA 7470A Pace Analytical Services - Peachtree Corners, GA								
Mercury	ND	mg/L	0.00020	0.00013	1	02/21/22 14:30	02/22/22 10:28	7439-97-6	
2540C Total Dissolved Solids	Analytical Method: SM 2540C-2015 Pace Analytical Services - Peachtree Corners, GA								
Total Dissolved Solids	**499**	mg/L	10.0	10.0	1		02/17/22 16:07		
300.0 IC Anions 28 Days	Analytical Method: EPA 300.0 Rev 2.1 1993 Pace Analytical Services - Asheville								
Chloride	**3.9**	mg/L	1.0	0.60	1		02/19/22 16:35	16887-00-6	
Fluoride	ND	mg/L	0.10	0.050	1		02/19/22 16:35	16984-48-8	
Sulfate	**276**	mg/L	6.0	3.0	6		02/21/22 00:42	14808-79-8	

REPORT OF LABORATORY ANALYSIS

This report shall not be reproduced, except in full,
without the written consent of Pace Analytical Services, LLC.

Pace Analytical Services, LLC
110 Technology Parkway
Peachtree Corners, GA 30092
(770)734-4200

ANALYTICAL RESULTS

Project: YATES AMA-R6
Pace Project No.: 92587090

Sample: PZ-37 **Lab ID: 92587090007** Collected: 02/10/22 13:05 Received: 02/11/22 16:45 Matrix: Water

Parameters	Results	Units	Report Limit	MDL	DF	Prepared	Analyzed	CAS No.	Qual
Field Data	Analytical Method: Pace Analytical Services - Charlotte								
Performed by	**CUSTOMER**				1		02/14/22 12:25		
pH	**4.93**	Std. Units			1		02/14/22 12:25		
6010D ATL ICP	Analytical Method: EPA 6010D Preparation Method: EPA 3010A Pace Analytical Services - Peachtree Corners, GA								
Calcium	**106**	mg/L	1.0	0.12	1	02/24/22 09:40	02/24/22 23:18	7440-70-2	
6020 MET ICPMS	Analytical Method: EPA 6020B Preparation Method: EPA 3005A Pace Analytical Services - Peachtree Corners, GA								
Antimony	ND	mg/L	0.0030	0.00078	1	02/24/22 09:35	02/25/22 16:35	7440-36-0	
Arsenic	**0.0017J**	mg/L	0.0050	0.0011	1	02/24/22 09:35	02/25/22 16:35	7440-38-2	
Barium	**0.029**	mg/L	0.0050	0.00067	1	02/24/22 09:35	02/25/22 16:35	7440-39-3	
Beryllium	**0.0010**	mg/L	0.00050	0.000054	1	02/24/22 09:35	02/25/22 16:35	7440-41-7	
Boron	**9.5**	mg/L	0.040	0.0086	1	02/24/22 09:35	02/25/22 16:35	7440-42-8	
Cadmium	**0.00093**	mg/L	0.00050	0.00011	1	02/24/22 09:35	02/25/22 16:35	7440-43-9	
Chromium	ND	mg/L	0.0050	0.0011	1	02/24/22 09:35	02/25/22 16:35	7440-47-3	
Cobalt	**0.0036J**	mg/L	0.0050	0.00039	1	02/24/22 09:35	02/25/22 16:35	7440-48-4	
Lead	ND	mg/L	0.0010	0.00089	1	02/24/22 09:35	02/25/22 16:35	7439-92-1	
Lithium	**0.017J**	mg/L	0.030	0.00073	1	02/24/22 09:35	02/25/22 16:35	7439-93-2	
Molybdenum	ND	mg/L	0.010	0.00074	1	02/24/22 09:35	02/25/22 16:35	7439-98-7	
Selenium	**0.20**	mg/L	0.0050	0.0014	1	02/24/22 09:35	02/25/22 16:35	7782-49-2	
Thallium	ND	mg/L	0.0010	0.00018	1	02/24/22 09:35	02/25/22 16:35	7440-28-0	
7470 Mercury	Analytical Method: EPA 7470A Preparation Method: EPA 7470A Pace Analytical Services - Peachtree Corners, GA								
Mercury	ND	mg/L	0.00020	0.00013	1	02/21/22 14:30	02/22/22 10:30	7439-97-6	
2540C Total Dissolved Solids	Analytical Method: SM 2540C-2015 Pace Analytical Services - Peachtree Corners, GA								
Total Dissolved Solids	**798**	mg/L	20.0	20.0	1		02/17/22 16:08		
300.0 IC Anions 28 Days	Analytical Method: EPA 300.0 Rev 2.1 1993 Pace Analytical Services - Asheville								
Chloride	**4.2**	mg/L	1.0	0.60	1		02/19/22 16:48	16887-00-6	
Fluoride	ND	mg/L	0.10	0.050	1		02/19/22 16:48	16984-48-8	M1
Sulfate	**452**	mg/L	10.0	5.0	10		02/21/22 00:56	14808-79-8	M1

REPORT OF LABORATORY ANALYSIS

This report shall not be reproduced, except in full,
without the written consent of Pace Analytical Services, LLC.

Pace Analytical Services, LLC
110 Technology Parkway
Peachtree Corners, GA 30092
(770)734-4200

ANALYTICAL RESULTS

Project: YATES AMA-R6
Pace Project No.: 92587090

Sample: AMA-DUP-4 **Lab ID: 92587090008** Collected: 02/10/22 00:00 Received: 02/11/22 16:45 Matrix: Water

Parameters	Results	Units	Report Limit	MDL	DF	Prepared	Analyzed	CAS No.	Qual
6010D ATL ICP	Analytical Method: EPA 6010D Preparation Method: EPA 3010A Pace Analytical Services - Peachtree Corners, GA								
Calcium	**107**	mg/L	1.0	0.12	1	02/24/22 09:40	02/24/22 23:22	7440-70-2	
6020 MET ICPMS	Analytical Method: EPA 6020B Preparation Method: EPA 3005A Pace Analytical Services - Peachtree Corners, GA								
Antimony	ND	mg/L	0.0030	0.00078	1	02/24/22 09:35	02/25/22 16:41	7440-36-0	
Arsenic	**0.0018J**	mg/L	0.0050	0.0011	1	02/24/22 09:35	02/25/22 16:41	7440-38-2	
Barium	**0.029**	mg/L	0.0050	0.00067	1	02/24/22 09:35	02/25/22 16:41	7440-39-3	
Beryllium	**0.0011**	mg/L	0.00050	0.000054	1	02/24/22 09:35	02/25/22 16:41	7440-41-7	
Boron	**9.6**	mg/L	0.040	0.0086	1	02/24/22 09:35	02/25/22 16:41	7440-42-8	
Cadmium	**0.00089**	mg/L	0.00050	0.00011	1	02/24/22 09:35	02/25/22 16:41	7440-43-9	
Chromium	ND	mg/L	0.0050	0.0011	1	02/24/22 09:35	02/25/22 16:41	7440-47-3	
Cobalt	**0.0041J**	mg/L	0.0050	0.00039	1	02/24/22 09:35	02/25/22 16:41	7440-48-4	
Lead	ND	mg/L	0.0010	0.00089	1	02/24/22 09:35	02/25/22 16:41	7439-92-1	
Lithium	**0.017J**	mg/L	0.030	0.00073	1	02/24/22 09:35	02/25/22 16:41	7439-93-2	
Molybdenum	ND	mg/L	0.010	0.00074	1	02/24/22 09:35	02/25/22 16:41	7439-98-7	
Selenium	**0.20**	mg/L	0.0050	0.0014	1	02/24/22 09:35	02/25/22 16:41	7782-49-2	
Thallium	ND	mg/L	0.0010	0.00018	1	02/24/22 09:35	02/25/22 16:41	7440-28-0	
7470 Mercury	Analytical Method: EPA 7470A Preparation Method: EPA 7470A Pace Analytical Services - Peachtree Corners, GA								
Mercury	ND	mg/L	0.00020	0.00013	1	02/21/22 14:45	02/22/22 11:11	7439-97-6	
2540C Total Dissolved Solids	Analytical Method: SM 2540C-2015 Pace Analytical Services - Peachtree Corners, GA								
Total Dissolved Solids	**772**	mg/L	20.0	20.0	1		02/17/22 17:00		
300.0 IC Anions 28 Days	Analytical Method: EPA 300.0 Rev 2.1 1993 Pace Analytical Services - Asheville								
Chloride	**4.2**	mg/L	1.0	0.60	1		02/19/22 17:29	16887-00-6	
Fluoride	ND	mg/L	0.10	0.050	1		02/19/22 17:29	16984-48-8	
Sulfate	**475**	mg/L	10.0	5.0	10		02/21/22 01:36	14808-79-8	

REPORT OF LABORATORY ANALYSIS

This report shall not be reproduced, except in full,
without the written consent of Pace Analytical Services, LLC.

Pace Analytical Services, LLC
110 Technology Parkway
Peachtree Corners, GA 30092
(770)734-4200

ANALYTICAL RESULTS

Project: YATES AMA-R6
Pace Project No.: 92587090

Sample: PZ-51 **Lab ID: 92587090009** Collected: 02/10/22 18:10 Received: 02/11/22 16:45 Matrix: Water

Parameters	Results	Units	Report Limit	MDL	DF	Prepared	Analyzed	CAS No.	Qual
Field Data	Analytical Method: Pace Analytical Services - Charlotte								
Performed by	**CUSTOMER**				1		02/14/22 12:25		
pH	**4.46**	Std. Units			1		02/14/22 12:25		
6010D ATL ICP	Analytical Method: EPA 6010D Preparation Method: EPA 3010A Pace Analytical Services - Peachtree Corners, GA								
Calcium	**54.7**	mg/L	1.0	0.12	1	02/24/22 09:40	02/24/22 23:27	7440-70-2	
6020 MET ICPMS	Analytical Method: EPA 6020B Preparation Method: EPA 3005A Pace Analytical Services - Peachtree Corners, GA								
Antimony	ND	mg/L	0.0030	0.00078	1	02/24/22 09:35	02/25/22 16:47	7440-36-0	
Arsenic	**0.0013J**	mg/L	0.0050	0.0011	1	02/24/22 09:35	02/25/22 16:47	7440-38-2	
Barium	**0.017**	mg/L	0.0050	0.00067	1	02/24/22 09:35	02/25/22 16:47	7440-39-3	
Beryllium	**0.0033**	mg/L	0.00050	0.000054	1	02/24/22 09:35	02/25/22 16:47	7440-41-7	
Boron	**6.8**	mg/L	0.040	0.0086	1	02/24/22 09:35	02/25/22 16:47	7440-42-8	
Cadmium	**0.0019**	mg/L	0.00050	0.00011	1	02/24/22 09:35	02/25/22 16:47	7440-43-9	
Chromium	ND	mg/L	0.0050	0.0011	1	02/24/22 09:35	02/25/22 16:47	7440-47-3	
Cobalt	**0.033**	mg/L	0.0050	0.00039	1	02/24/22 09:35	02/25/22 16:47	7440-48-4	
Lead	ND	mg/L	0.0010	0.00089	1	02/24/22 09:35	02/25/22 16:47	7439-92-1	
Lithium	**0.0060J**	mg/L	0.030	0.00073	1	02/24/22 09:35	02/25/22 16:47	7439-93-2	
Molybdenum	ND	mg/L	0.010	0.00074	1	02/24/22 09:35	02/25/22 16:47	7439-98-7	
Selenium	**0.029**	mg/L	0.0050	0.0014	1	02/24/22 09:35	02/25/22 16:47	7782-49-2	
Thallium	ND	mg/L	0.0010	0.00018	1	02/24/22 09:35	02/25/22 16:47	7440-28-0	
7470 Mercury	Analytical Method: EPA 7470A Preparation Method: EPA 7470A Pace Analytical Services - Peachtree Corners, GA								
Mercury	ND	mg/L	0.00020	0.00013	1	02/21/22 14:45	02/22/22 11:14	7439-97-6	
2540C Total Dissolved Solids	Analytical Method: SM 2540C-2015 Pace Analytical Services - Peachtree Corners, GA								
Total Dissolved Solids	**574**	mg/L	20.0	20.0	1		02/17/22 17:01		
300.0 IC Anions 28 Days	Analytical Method: EPA 300.0 Rev 2.1 1993 Pace Analytical Services - Asheville								
Chloride	**4.2**	mg/L	1.0	0.60	1		02/19/22 17:42	16887-00-6	
Fluoride	**0.10**	mg/L	0.10	0.050	1		02/19/22 17:42	16984-48-8	
Sulfate	**306**	mg/L	7.0	3.5	7		02/21/22 01:49	14808-79-8	

REPORT OF LABORATORY ANALYSIS

This report shall not be reproduced, except in full,
without the written consent of Pace Analytical Services, LLC.

Pace Analytical Services, LLC
110 Technology Parkway
Peachtree Corners, GA 30092
(770)734-4200

ANALYTICAL RESULTS

Project: YATES AMA-R6
Pace Project No.: 92587090

Sample: YAMW-1 **Lab ID: 92587090010** Collected: 02/10/22 11:55 Received: 02/11/22 16:45 Matrix: Water

Parameters	Results	Units	Report Limit	MDL	DF	Prepared	Analyzed	CAS No.	Qual
Field Data	Analytical Method: Pace Analytical Services - Charlotte								
Performed by	**CUSTOMER**				1		02/14/22 12:25		
pH	**5.80**	Std. Units			1		02/14/22 12:25		
6010D ATL ICP	Analytical Method: EPA 6010D Preparation Method: EPA 3010A Pace Analytical Services - Peachtree Corners, GA								
Calcium	**21.5**	mg/L	1.0	0.12	1	02/24/22 09:40	02/24/22 23:32	7440-70-2	
6020 MET ICPMS	Analytical Method: EPA 6020B Preparation Method: EPA 3005A Pace Analytical Services - Peachtree Corners, GA								
Antimony	ND	mg/L	0.0030	0.00078	1	02/24/22 09:35	02/25/22 16:53	7440-36-0	
Arsenic	**0.0023J**	mg/L	0.0050	0.0011	1	02/24/22 09:35	02/25/22 16:53	7440-38-2	
Barium	**0.084**	mg/L	0.0050	0.00067	1	02/24/22 09:35	02/25/22 16:53	7440-39-3	
Beryllium	**0.00016J**	mg/L	0.00050	0.000054	1	02/24/22 09:35	02/25/22 16:53	7440-41-7	
Boron	**0.36**	mg/L	0.040	0.0086	1	02/24/22 09:35	02/25/22 16:53	7440-42-8	
Cadmium	**0.00018J**	mg/L	0.00050	0.00011	1	02/24/22 09:35	02/25/22 16:53	7440-43-9	
Chromium	**0.0013J**	mg/L	0.0050	0.0011	1	02/24/22 09:35	02/25/22 16:53	7440-47-3	
Cobalt	**0.011**	mg/L	0.0050	0.00039	1	02/24/22 09:35	02/25/22 16:53	7440-48-4	
Lead	ND	mg/L	0.0010	0.00089	1	02/24/22 09:35	02/25/22 16:53	7439-92-1	
Lithium	**0.014J**	mg/L	0.030	0.00073	1	02/24/22 09:35	02/25/22 16:53	7439-93-2	
Molybdenum	**0.00089J**	mg/L	0.010	0.00074	1	02/24/22 09:35	02/25/22 16:53	7439-98-7	
Selenium	**0.0034J**	mg/L	0.0050	0.0014	1	02/24/22 09:35	02/25/22 16:53	7782-49-2	
Thallium	ND	mg/L	0.0010	0.00018	1	02/24/22 09:35	02/25/22 16:53	7440-28-0	
7470 Mercury	Analytical Method: EPA 7470A Preparation Method: EPA 7470A Pace Analytical Services - Peachtree Corners, GA								
Mercury	ND	mg/L	0.00020	0.00013	1	02/21/22 14:45	02/22/22 11:16	7439-97-6	
2540C Total Dissolved Solids	Analytical Method: SM 2540C-2015 Pace Analytical Services - Peachtree Corners, GA								
Total Dissolved Solids	**281**	mg/L	10.0	10.0	1		02/17/22 17:01		
300.0 IC Anions 28 Days	Analytical Method: EPA 300.0 Rev 2.1 1993 Pace Analytical Services - Asheville								
Chloride	**5.3**	mg/L	1.0	0.60	1		02/19/22 17:55	16887-00-6	
Fluoride	ND	mg/L	0.10	0.050	1		02/19/22 17:55	16984-48-8	
Sulfate	**120**	mg/L	3.0	1.5	3		02/21/22 02:04	14808-79-8	

REPORT OF LABORATORY ANALYSIS

This report shall not be reproduced, except in full,
without the written consent of Pace Analytical Services, LLC.

Pace Analytical Services, LLC
110 Technology Parkway
Peachtree Corners, GA 30092
(770)734-4200

ANALYTICAL RESULTS

Project: YATES AMA-R6
Pace Project No.: 92587090

Sample: PZ-35 **Lab ID: 92587090011** Collected: 02/10/22 14:37 Received: 02/11/22 16:45 Matrix: Water

Parameters	Results	Units	Report Limit	MDL	DF	Prepared	Analyzed	CAS No.	Qual
Field Data	Analytical Method: Pace Analytical Services - Charlotte								
Performed by	**CUSTOMER**				1		02/14/22 12:25		
pH	**5.35**	Std. Units			1		02/14/22 12:25		
6010D ATL ICP	Analytical Method: EPA 6010D Preparation Method: EPA 3010A Pace Analytical Services - Peachtree Corners, GA								
Calcium	**8.8**	mg/L	1.0	0.12	1	02/24/22 09:40	02/24/22 23:46	7440-70-2	
6020 MET ICPMS	Analytical Method: EPA 6020B Preparation Method: EPA 3005A Pace Analytical Services - Peachtree Corners, GA								
Antimony	ND	mg/L	0.0030	0.00078	1	02/24/22 09:35	02/25/22 16:59	7440-36-0	
Arsenic	**0.0018J**	mg/L	0.0050	0.0011	1	02/24/22 09:35	02/25/22 16:59	7440-38-2	
Barium	**0.074**	mg/L	0.0050	0.00067	1	02/24/22 09:35	02/25/22 16:59	7440-39-3	
Beryllium	**0.00055**	mg/L	0.00050	0.000054	1	02/24/22 09:35	02/25/22 16:59	7440-41-7	
Boron	**0.054**	mg/L	0.040	0.0086	1	02/24/22 09:35	02/25/22 16:59	7440-42-8	
Cadmium	ND	mg/L	0.00050	0.00011	1	02/24/22 09:35	02/25/22 16:59	7440-43-9	
Chromium	ND	mg/L	0.0050	0.0011	1	02/24/22 09:35	02/25/22 16:59	7440-47-3	
Cobalt	ND	mg/L	0.0050	0.00039	1	02/24/22 09:35	02/25/22 16:59	7440-48-4	
Lead	ND	mg/L	0.0010	0.00089	1	02/24/22 09:35	02/25/22 16:59	7439-92-1	
Lithium	**0.0021J**	mg/L	0.030	0.00073	1	02/24/22 09:35	02/25/22 16:59	7439-93-2	
Molybdenum	ND	mg/L	0.010	0.00074	1	02/24/22 09:35	02/25/22 16:59	7439-98-7	
Selenium	**0.0030J**	mg/L	0.0050	0.0014	1	02/24/22 09:35	02/25/22 16:59	7782-49-2	
Thallium	ND	mg/L	0.0010	0.00018	1	02/24/22 09:35	02/25/22 16:59	7440-28-0	
7470 Mercury	Analytical Method: EPA 7470A Preparation Method: EPA 7470A Pace Analytical Services - Peachtree Corners, GA								
Mercury	ND	mg/L	0.00020	0.00013	1	02/21/22 14:45	02/22/22 11:24	7439-97-6	
2540C Total Dissolved Solids	Analytical Method: SM 2540C-2015 Pace Analytical Services - Peachtree Corners, GA								
Total Dissolved Solids	**130**	mg/L	10.0	10.0	1		02/17/22 17:01		
300.0 IC Anions 28 Days	Analytical Method: EPA 300.0 Rev 2.1 1993 Pace Analytical Services - Asheville								
Chloride	**5.6**	mg/L	1.0	0.60	1		02/19/22 18:36	16887-00-6	
Fluoride	ND	mg/L	0.10	0.050	1		02/19/22 18:36	16984-48-8	
Sulfate	**42.6**	mg/L	1.0	0.50	1		02/19/22 18:36	14808-79-8	

REPORT OF LABORATORY ANALYSIS

This report shall not be reproduced, except in full,
without the written consent of Pace Analytical Services, LLC.

Pace Analytical Services, LLC
110 Technology Parkway
Peachtree Corners, GA 30092
(770)734-4200

ANALYTICAL RESULTS

Project: YATES AMA-R6
Pace Project No.: 92587090

Sample: YAMW-4 **Lab ID: 92587090012** Collected: 02/10/22 12:00 Received: 02/11/22 16:45 Matrix: Water

Parameters	Results	Units	Report Limit	MDL	DF	Prepared	Analyzed	CAS No.	Qual
Field Data	Analytical Method: Pace Analytical Services - Charlotte								
Performed by	**CUSTOMER**				1		02/14/22 12:25		
pH	**6.10**	Std. Units			1		02/14/22 12:25		
6010D ATL ICP	Analytical Method: EPA 6010D Preparation Method: EPA 3010A Pace Analytical Services - Peachtree Corners, GA								
Calcium	**11.6**	mg/L	1.0	0.12	1	02/24/22 09:40	02/24/22 23:51	7440-70-2	
6020 MET ICPMS	Analytical Method: EPA 6020B Preparation Method: EPA 3005A Pace Analytical Services - Peachtree Corners, GA								
Antimony	ND	mg/L	0.0030	0.00078	1	02/24/22 09:35	02/25/22 17:05	7440-36-0	
Arsenic	**0.0026J**	mg/L	0.0050	0.0011	1	02/24/22 09:35	02/25/22 17:05	7440-38-2	
Barium	**0.0033J**	mg/L	0.0050	0.00067	1	02/24/22 09:35	02/25/22 17:05	7440-39-3	
Beryllium	ND	mg/L	0.00050	0.000054	1	02/24/22 09:35	02/25/22 17:05	7440-41-7	
Boron	**3.0**	mg/L	0.040	0.0086	1	02/24/22 09:35	02/25/22 17:05	7440-42-8	
Cadmium	ND	mg/L	0.00050	0.00011	1	02/24/22 09:35	02/25/22 17:05	7440-43-9	
Chromium	ND	mg/L	0.0050	0.0011	1	02/24/22 09:35	02/25/22 17:05	7440-47-3	
Cobalt	**0.00044J**	mg/L	0.0050	0.00039	1	02/24/22 09:35	02/25/22 17:05	7440-48-4	
Lead	ND	mg/L	0.0010	0.00089	1	02/24/22 09:35	02/25/22 17:05	7439-92-1	
Lithium	**0.036**	mg/L	0.030	0.00073	1	02/24/22 09:35	02/25/22 17:05	7439-93-2	
Molybdenum	**0.0076J**	mg/L	0.010	0.00074	1	02/24/22 09:35	02/25/22 17:05	7439-98-7	
Selenium	**0.019**	mg/L	0.0050	0.0014	1	02/24/22 09:35	02/25/22 17:05	7782-49-2	
Thallium	ND	mg/L	0.0010	0.00018	1	02/24/22 09:35	02/25/22 17:05	7440-28-0	
7470 Mercury	Analytical Method: EPA 7470A Preparation Method: EPA 7470A Pace Analytical Services - Peachtree Corners, GA								
Mercury	ND	mg/L	0.00020	0.00013	1	02/21/22 14:45	02/22/22 11:27	7439-97-6	
2540C Total Dissolved Solids	Analytical Method: SM 2540C-2015 Pace Analytical Services - Peachtree Corners, GA								
Total Dissolved Solids	**346**	mg/L	10.0	10.0	1		02/17/22 17:01		
300.0 IC Anions 28 Days	Analytical Method: EPA 300.0 Rev 2.1 1993 Pace Analytical Services - Asheville								
Chloride	**1.4**	mg/L	1.0	0.60	1		02/19/22 18:49	16887-00-6	
Fluoride	ND	mg/L	0.10	0.050	1		02/19/22 18:49	16984-48-8	
Sulfate	**160**	mg/L	4.0	2.0	4		02/21/22 02:18	14808-79-8	

REPORT OF LABORATORY ANALYSIS

This report shall not be reproduced, except in full,
without the written consent of Pace Analytical Services, LLC.

Pace Analytical Services, LLC
110 Technology Parkway
Peachtree Corners, GA 30092
(770)734-4200

ANALYTICAL RESULTS

Project: YATES AMA-R6
Pace Project No.: 92587090

Sample: YGWC-23S **Lab ID: 92587090013** Collected: 02/10/22 15:10 Received: 02/11/22 16:45 Matrix: Water

Parameters	Results	Units	Report Limit	MDL	DF	Prepared	Analyzed	CAS No.	Qual
Field Data	Analytical Method: Pace Analytical Services - Charlotte								
Performed by	**CUSTOMER**				1		02/14/22 12:26		
pH	**5.51**	Std. Units			1		02/14/22 12:26		
6010D ATL ICP	Analytical Method: EPA 6010D Preparation Method: EPA 3010A Pace Analytical Services - Peachtree Corners, GA								
Calcium	**11.8**	mg/L	1.0	0.12	1	02/24/22 09:40	02/24/22 23:56	7440-70-2	
6020 MET ICPMS	Analytical Method: EPA 6020B Preparation Method: EPA 3005A Pace Analytical Services - Peachtree Corners, GA								
Antimony	ND	mg/L	0.0030	0.00078	1	02/24/22 09:35	02/25/22 17:11	7440-36-0	
Arsenic	**0.0025J**	mg/L	0.0050	0.0011	1	02/24/22 09:35	02/25/22 17:11	7440-38-2	
Barium	**0.058**	mg/L	0.0050	0.00067	1	02/24/22 09:35	02/25/22 17:11	7440-39-3	
Beryllium	**0.00023J**	mg/L	0.00050	0.000054	1	02/24/22 09:35	02/25/22 17:11	7440-41-7	
Boron	**1.5**	mg/L	0.040	0.0086	1	02/24/22 09:35	02/25/22 17:11	7440-42-8	
Cadmium	ND	mg/L	0.00050	0.00011	1	02/24/22 09:35	02/25/22 17:11	7440-43-9	
Chromium	ND	mg/L	0.0050	0.0011	1	02/24/22 09:35	02/25/22 17:11	7440-47-3	
Cobalt	ND	mg/L	0.0050	0.00039	1	02/24/22 09:35	02/25/22 17:11	7440-48-4	
Lead	ND	mg/L	0.0010	0.00089	1	02/24/22 09:35	02/25/22 17:11	7439-92-1	
Lithium	**0.0029J**	mg/L	0.030	0.00073	1	02/24/22 09:35	02/25/22 17:11	7439-93-2	
Molybdenum	ND	mg/L	0.010	0.00074	1	02/24/22 09:35	02/25/22 17:11	7439-98-7	
Selenium	**0.039**	mg/L	0.0050	0.0014	1	02/24/22 09:35	02/25/22 17:11	7782-49-2	
Thallium	ND	mg/L	0.0010	0.00018	1	02/24/22 09:35	02/25/22 17:11	7440-28-0	
7470 Mercury	Analytical Method: EPA 7470A Preparation Method: EPA 7470A Pace Analytical Services - Peachtree Corners, GA								
Mercury	ND	mg/L	0.00020	0.00013	1	02/21/22 14:45	02/22/22 11:29	7439-97-6	
2540C Total Dissolved Solids	Analytical Method: SM 2540C-2015 Pace Analytical Services - Peachtree Corners, GA								
Total Dissolved Solids	**180**	mg/L	10.0	10.0	1		02/17/22 17:01		
300.0 IC Anions 28 Days	Analytical Method: EPA 300.0 Rev 2.1 1993 Pace Analytical Services - Asheville								
Chloride	**1.9**	mg/L	1.0	0.60	1		02/19/22 19:03	16887-00-6	
Fluoride	ND	mg/L	0.10	0.050	1		02/19/22 19:03	16984-48-8	
Sulfate	**78.7**	mg/L	1.0	0.50	1		02/19/22 19:03	14808-79-8	

REPORT OF LABORATORY ANALYSIS

This report shall not be reproduced, except in full,
without the written consent of Pace Analytical Services, LLC.

Pace Analytical Services, LLC
110 Technology Parkway
Peachtree Corners, GA 30092
(770)734-4200

ANALYTICAL RESULTS

Project: YATES AMA-R6
Pace Project No.: 92587090

Sample: YGWC-38 **Lab ID: 92587090014** Collected: 02/10/22 09:50 Received: 02/11/22 16:45 Matrix: Water

Parameters	Results	Units	Report Limit	MDL	DF	Prepared	Analyzed	CAS No.	Qual
Field Data	Analytical Method: Pace Analytical Services - Charlotte								
Performed by	**CUSTOMER**				1		02/14/22 12:26		
pH	**4.85**	Std. Units			1		02/14/22 12:26		
6010D ATL ICP	Analytical Method: EPA 6010D Preparation Method: EPA 3010A Pace Analytical Services - Peachtree Corners, GA								
Calcium	**68.9**	mg/L	1.0	0.12	1	02/24/22 09:40	02/25/22 00:01	7440-70-2	
6020 MET ICPMS	Analytical Method: EPA 6020B Preparation Method: EPA 3005A Pace Analytical Services - Peachtree Corners, GA								
Antimony	ND	mg/L	0.0030	0.00078	1	02/24/22 09:35	02/25/22 17:17	7440-36-0	
Arsenic	**0.0017J**	mg/L	0.0050	0.0011	1	02/24/22 09:35	02/25/22 17:17	7440-38-2	
Barium	**0.016**	mg/L	0.0050	0.00067	1	02/24/22 09:35	02/25/22 17:17	7440-39-3	
Beryllium	**0.0027**	mg/L	0.00050	0.000054	1	02/24/22 09:35	02/25/22 17:17	7440-41-7	
Boron	**5.4**	mg/L	0.040	0.0086	1	02/24/22 09:35	02/25/22 17:17	7440-42-8	
Cadmium	**0.0011**	mg/L	0.00050	0.00011	1	02/24/22 09:35	02/25/22 17:17	7440-43-9	
Chromium	ND	mg/L	0.0050	0.0011	1	02/24/22 09:35	02/25/22 17:17	7440-47-3	
Cobalt	ND	mg/L	0.0050	0.00039	1	02/24/22 09:35	02/25/22 17:17	7440-48-4	
Lead	ND	mg/L	0.0010	0.00089	1	02/24/22 09:35	02/25/22 17:17	7439-92-1	
Lithium	**0.0068J**	mg/L	0.030	0.00073	1	02/24/22 09:35	02/25/22 17:17	7439-93-2	
Molybdenum	ND	mg/L	0.010	0.00074	1	02/24/22 09:35	02/25/22 17:17	7439-98-7	
Selenium	**0.064**	mg/L	0.0050	0.0014	1	02/24/22 09:35	02/25/22 17:17	7782-49-2	
Thallium	ND	mg/L	0.0010	0.00018	1	02/24/22 09:35	02/25/22 17:17	7440-28-0	
7470 Mercury	Analytical Method: EPA 7470A Preparation Method: EPA 7470A Pace Analytical Services - Peachtree Corners, GA								
Mercury	ND	mg/L	0.00020	0.00013	1	02/21/22 14:30	02/22/22 09:24	7439-97-6	
2540C Total Dissolved Solids	Analytical Method: SM 2540C-2015 Pace Analytical Services - Peachtree Corners, GA								
Total Dissolved Solids	**541**	mg/L	10.0	10.0	1		02/17/22 17:01		
300.0 IC Anions 28 Days	Analytical Method: EPA 300.0 Rev 2.1 1993 Pace Analytical Services - Asheville								
Chloride	**4.0**	mg/L	1.0	0.60	1		02/19/22 19:16	16887-00-6	
Fluoride	ND	mg/L	0.10	0.050	1		02/19/22 19:16	16984-48-8	
Sulfate	**290**	mg/L	6.0	3.0	6		02/21/22 02:59	14808-79-8	

REPORT OF LABORATORY ANALYSIS

This report shall not be reproduced, except in full,
without the written consent of Pace Analytical Services, LLC.

Pace Analytical Services, LLC
110 Technology Parkway
Peachtree Corners, GA 30092
(770)734-4200

ANALYTICAL RESULTS

Project: YATES AMA-R6
Pace Project No.: 92587090

Sample: YGWC-42 **Lab ID: 92587090015** Collected: 02/10/22 16:35 Received: 02/11/22 16:45 Matrix: Water

Parameters	Results	Units	Report Limit	MDL	DF	Prepared	Analyzed	CAS No.	Qual
Field Data	Analytical Method: Pace Analytical Services - Charlotte								
Performed by	**CUSTOMER**				1		02/14/22 12:26		
pH	**5.57**	Std. Units			1		02/14/22 12:26		
6010D ATL ICP	Analytical Method: EPA 6010D Preparation Method: EPA 3010A Pace Analytical Services - Peachtree Corners, GA								
Calcium	**74.4**	mg/L	1.0	0.12	1	02/24/22 09:40	02/25/22 00:06	7440-70-2	
6020 MET ICPMS	Analytical Method: EPA 6020B Preparation Method: EPA 3005A Pace Analytical Services - Peachtree Corners, GA								
Antimony	ND	mg/L	0.0030	0.00078	1	02/24/22 09:35	02/25/22 17:23	7440-36-0	
Arsenic	**0.0026J**	mg/L	0.0050	0.0011	1	02/24/22 09:35	02/25/22 17:23	7440-38-2	
Barium	**0.026**	mg/L	0.0050	0.00067	1	02/24/22 09:35	02/25/22 17:23	7440-39-3	
Beryllium	**0.000061J**	mg/L	0.00050	0.000054	1	02/24/22 09:35	02/25/22 17:23	7440-41-7	
Boron	**14.4**	mg/L	2.0	0.43	50	02/24/22 09:35	02/28/22 16:43	7440-42-8	
Cadmium	ND	mg/L	0.00050	0.00011	1	02/24/22 09:35	02/25/22 17:23	7440-43-9	
Chromium	ND	mg/L	0.0050	0.0011	1	02/24/22 09:35	02/25/22 17:23	7440-47-3	
Cobalt	**0.0017J**	mg/L	0.0050	0.00039	1	02/24/22 09:35	02/25/22 17:23	7440-48-4	
Lead	ND	mg/L	0.0010	0.00089	1	02/24/22 09:35	02/25/22 17:23	7439-92-1	
Lithium	**0.052**	mg/L	0.030	0.00073	1	02/24/22 09:35	02/25/22 17:23	7439-93-2	
Molybdenum	**0.00080J**	mg/L	0.010	0.00074	1	02/24/22 09:35	02/25/22 17:23	7439-98-7	
Selenium	**0.044**	mg/L	0.0050	0.0014	1	02/24/22 09:35	02/25/22 17:23	7782-49-2	
Thallium	ND	mg/L	0.0010	0.00018	1	02/24/22 09:35	02/25/22 17:23	7440-28-0	
7470 Mercury	Analytical Method: EPA 7470A Preparation Method: EPA 7470A Pace Analytical Services - Peachtree Corners, GA								
Mercury	ND	mg/L	0.00020	0.00013	1	02/21/22 14:30	02/22/22 09:35	7439-97-6	
2540C Total Dissolved Solids	Analytical Method: SM 2540C-2015 Pace Analytical Services - Peachtree Corners, GA								
Total Dissolved Solids	**882**	mg/L	20.0	20.0	1		02/17/22 17:01		
300.0 IC Anions 28 Days	Analytical Method: EPA 300.0 Rev 2.1 1993 Pace Analytical Services - Asheville								
Chloride	**3.3**	mg/L	1.0	0.60	1		02/19/22 19:30	16887-00-6	
Fluoride	ND	mg/L	0.10	0.050	1		02/19/22 19:30	16984-48-8	
Sulfate	**485**	mg/L	11.0	5.5	11		02/21/22 03:12	14808-79-8	

REPORT OF LABORATORY ANALYSIS

This report shall not be reproduced, except in full,
without the written consent of Pace Analytical Services, LLC.

Pace Analytical Services, LLC
110 Technology Parkway
Peachtree Corners, GA 30092
(770)734-4200

ANALYTICAL RESULTS

Project: YATES AMA-R6
Pace Project No.: 92587090

Sample: YGWC-24SA **Lab ID: 92587090016** Collected: 02/10/22 14:40 Received: 02/11/22 16:45 Matrix: Water

Parameters	Results	Units	Report Limit	MDL	DF	Prepared	Analyzed	CAS No.	Qual
Field Data	Analytical Method: Pace Analytical Services - Charlotte								
Performed by	**CUSTOMER**				1		02/14/22 12:26		
pH	**4.66**	Std. Units			1		02/14/22 12:26		
6010D ATL ICP	Analytical Method: EPA 6010D Preparation Method: EPA 3010A Pace Analytical Services - Peachtree Corners, GA								
Calcium	**2.2**	mg/L	1.0	0.12	1	02/24/22 09:40	02/25/22 00:11	7440-70-2	
6020 MET ICPMS	Analytical Method: EPA 6020B Preparation Method: EPA 3005A Pace Analytical Services - Peachtree Corners, GA								
Antimony	ND	mg/L	0.0030	0.00078	1	02/24/22 09:35	02/25/22 18:27	7440-36-0	
Arsenic	**0.0024J**	mg/L	0.0050	0.0011	1	02/24/22 09:35	02/25/22 18:27	7440-38-2	
Barium	**0.026**	mg/L	0.0050	0.00067	1	02/24/22 09:35	02/25/22 18:27	7440-39-3	
Beryllium	**0.00016J**	mg/L	0.00050	0.000054	1	02/24/22 09:35	02/25/22 18:27	7440-41-7	
Boron	ND	mg/L	0.040	0.0086	1	02/24/22 09:35	02/25/22 18:27	7440-42-8	
Cadmium	ND	mg/L	0.00050	0.00011	1	02/24/22 09:35	02/25/22 18:27	7440-43-9	
Chromium	ND	mg/L	0.0050	0.0011	1	02/24/22 09:35	02/25/22 18:27	7440-47-3	
Cobalt	ND	mg/L	0.0050	0.00039	1	02/24/22 09:35	02/25/22 18:27	7440-48-4	
Lead	ND	mg/L	0.0010	0.00089	1	02/24/22 09:35	02/25/22 18:27	7439-92-1	
Lithium	ND	mg/L	0.030	0.00073	1	02/24/22 09:35	02/25/22 18:27	7439-93-2	
Molybdenum	ND	mg/L	0.010	0.00074	1	02/24/22 09:35	02/25/22 18:27	7439-98-7	
Selenium	ND	mg/L	0.0050	0.0014	1	02/24/22 09:35	02/25/22 18:27	7782-49-2	
Thallium	ND	mg/L	0.0010	0.00018	1	02/24/22 09:35	02/25/22 18:27	7440-28-0	
7470 Mercury	Analytical Method: EPA 7470A Preparation Method: EPA 7470A Pace Analytical Services - Peachtree Corners, GA								
Mercury	ND	mg/L	0.00020	0.00013	1	02/21/22 14:30	02/22/22 09:38	7439-97-6	
2540C Total Dissolved Solids	Analytical Method: SM 2540C-2015 Pace Analytical Services - Peachtree Corners, GA								
Total Dissolved Solids	**78.0**	mg/L	10.0	10.0	1		02/17/22 17:01		
300.0 IC Anions 28 Days	Analytical Method: EPA 300.0 Rev 2.1 1993 Pace Analytical Services - Asheville								
Chloride	**8.7**	mg/L	1.0	0.60	1		02/19/22 19:43	16887-00-6	
Fluoride	ND	mg/L	0.10	0.050	1		02/19/22 19:43	16984-48-8	
Sulfate	ND	mg/L	1.0	0.50	1		02/19/22 19:43	14808-79-8	

REPORT OF LABORATORY ANALYSIS

This report shall not be reproduced, except in full,
without the written consent of Pace Analytical Services, LLC.

Pace Analytical Services, LLC
110 Technology Parkway
Peachtree Corners, GA 30092
(770)734-4200

ANALYTICAL RESULTS

Project: YATES AMA-R6
Pace Project No.: 92587090

Sample: AMA-DUP-1 **Lab ID: 92587090017** Collected: 02/10/22 00:00 Received: 02/11/22 16:45 Matrix: Water

Parameters	Results	Units	Report Limit	MDL	DF	Prepared	Analyzed	CAS No.	Qual
6010D ATL ICP	Analytical Method: EPA 6010D Preparation Method: EPA 3010A Pace Analytical Services - Peachtree Corners, GA								
Calcium	**2.2**	mg/L	1.0	0.12	1	02/24/22 09:40	02/25/22 00:16	7440-70-2	
6020 MET ICPMS	Analytical Method: EPA 6020B Preparation Method: EPA 3005A Pace Analytical Services - Peachtree Corners, GA								
Antimony	ND	mg/L	0.0030	0.00078	1	02/24/22 09:35	02/25/22 18:33	7440-36-0	
Arsenic	**0.0019J**	mg/L	0.0050	0.0011	1	02/24/22 09:35	02/25/22 18:33	7440-38-2	
Barium	**0.027**	mg/L	0.0050	0.00067	1	02/24/22 09:35	02/25/22 18:33	7440-39-3	
Beryllium	**0.00017J**	mg/L	0.00050	0.000054	1	02/24/22 09:35	02/25/22 18:33	7440-41-7	
Boron	ND	mg/L	0.040	0.0086	1	02/24/22 09:35	02/25/22 18:33	7440-42-8	
Cadmium	ND	mg/L	0.00050	0.00011	1	02/24/22 09:35	02/25/22 18:33	7440-43-9	
Chromium	ND	mg/L	0.0050	0.0011	1	02/24/22 09:35	02/25/22 18:33	7440-47-3	
Cobalt	ND	mg/L	0.0050	0.00039	1	02/24/22 09:35	02/25/22 18:33	7440-48-4	
Lead	ND	mg/L	0.0010	0.00089	1	02/24/22 09:35	02/25/22 18:33	7439-92-1	
Lithium	ND	mg/L	0.030	0.00073	1	02/24/22 09:35	02/25/22 18:33	7439-93-2	
Molybdenum	ND	mg/L	0.010	0.00074	1	02/24/22 09:35	02/25/22 18:33	7439-98-7	
Selenium	ND	mg/L	0.0050	0.0014	1	02/24/22 09:35	02/25/22 18:33	7782-49-2	
Thallium	ND	mg/L	0.0010	0.00018	1	02/24/22 09:35	02/25/22 18:33	7440-28-0	
7470 Mercury	Analytical Method: EPA 7470A Preparation Method: EPA 7470A Pace Analytical Services - Peachtree Corners, GA								
Mercury	ND	mg/L	0.00020	0.00013	1	02/21/22 14:30	02/22/22 09:40	7439-97-6	
2540C Total Dissolved Solids	Analytical Method: SM 2540C-2015 Pace Analytical Services - Peachtree Corners, GA								
Total Dissolved Solids	**71.0**	mg/L	10.0	10.0	1		02/17/22 17:01		
300.0 IC Anions 28 Days	Analytical Method: EPA 300.0 Rev 2.1 1993 Pace Analytical Services - Asheville								
Chloride	**8.7**	mg/L	1.0	0.60	1		02/21/22 20:19	16887-00-6	M1
Fluoride	ND	mg/L	0.10	0.050	1		02/21/22 20:19	16984-48-8	M1
Sulfate	ND	mg/L	1.0	0.50	1		02/21/22 20:19	14808-79-8	M1

REPORT OF LABORATORY ANALYSIS

This report shall not be reproduced, except in full,
without the written consent of Pace Analytical Services, LLC.

Pace Analytical Services, LLC
110 Technology Parkway
Peachtree Corners, GA 30092
(770)734-4200

ANALYTICAL RESULTS

Project: YATES AMA-R6
Pace Project No.: 92587090

Sample: YGWC-36A **Lab ID: 92587090018** Collected: 02/11/22 11:19 Received: 02/11/22 16:45 Matrix: Water

Parameters	Results	Units	Report Limit	MDL	DF	Prepared	Analyzed	CAS No.	Qual
Field Data	Analytical Method: Pace Analytical Services - Charlotte								
Performed by	**CUSTOMER**				1		02/14/22 12:27		
pH	**5.58**	Std. Units			1		02/14/22 12:27		
6010D ATL ICP	Analytical Method: EPA 6010D Preparation Method: EPA 3010A Pace Analytical Services - Peachtree Corners, GA								
Calcium	**4.6**	mg/L	1.0	0.12	1	02/24/22 09:40	02/25/22 00:21	7440-70-2	
6020 MET ICPMS	Analytical Method: EPA 6020B Preparation Method: EPA 3005A Pace Analytical Services - Peachtree Corners, GA								
Antimony	**0.0023J**	mg/L	0.0030	0.00078	1	02/24/22 09:35	02/25/22 18:39	7440-36-0	
Arsenic	**0.0014J**	mg/L	0.0050	0.0011	1	02/24/22 09:35	02/25/22 18:39	7440-38-2	
Barium	**0.044**	mg/L	0.0050	0.00067	1	02/24/22 09:35	02/25/22 18:39	7440-39-3	
Beryllium	**0.00043J**	mg/L	0.00050	0.000054	1	02/24/22 09:35	02/25/22 18:39	7440-41-7	
Boron	**0.019J**	mg/L	0.040	0.0086	1	02/24/22 09:35	02/25/22 18:39	7440-42-8	
Cadmium	ND	mg/L	0.00050	0.00011	1	02/24/22 09:35	02/25/22 18:39	7440-43-9	
Chromium	ND	mg/L	0.0050	0.0011	1	02/24/22 09:35	02/25/22 18:39	7440-47-3	
Cobalt	ND	mg/L	0.0050	0.00039	1	02/24/22 09:35	02/25/22 18:39	7440-48-4	
Lead	ND	mg/L	0.0010	0.00089	1	02/24/22 09:35	02/25/22 18:39	7439-92-1	
Lithium	**0.00093J**	mg/L	0.030	0.00073	1	02/24/22 09:35	02/25/22 18:39	7439-93-2	
Molybdenum	ND	mg/L	0.010	0.00074	1	02/24/22 09:35	02/25/22 18:39	7439-98-7	
Selenium	ND	mg/L	0.0050	0.0014	1	02/24/22 09:35	02/25/22 18:39	7782-49-2	
Thallium	ND	mg/L	0.0010	0.00018	1	02/24/22 09:35	02/25/22 18:39	7440-28-0	
7470 Mercury	Analytical Method: EPA 7470A Preparation Method: EPA 7470A Pace Analytical Services - Peachtree Corners, GA								
Mercury	ND	mg/L	0.00020	0.00013	1	02/21/22 14:30	02/22/22 09:43	7439-97-6	
2540C Total Dissolved Solids	Analytical Method: SM 2540C-2015 Pace Analytical Services - Peachtree Corners, GA								
Total Dissolved Solids	**81.0**	mg/L	10.0	10.0	1		02/17/22 17:03		
300.0 IC Anions 28 Days	Analytical Method: EPA 300.0 Rev 2.1 1993 Pace Analytical Services - Asheville								
Chloride	**6.6**	mg/L	1.0	0.60	1		02/21/22 20:59	16887-00-6	
Fluoride	ND	mg/L	0.10	0.050	1		02/21/22 20:59	16984-48-8	
Sulfate	**16.4**	mg/L	1.0	0.50	1		02/21/22 20:59	14808-79-8	

REPORT OF LABORATORY ANALYSIS

This report shall not be reproduced, except in full,
without the written consent of Pace Analytical Services, LLC.

Pace Analytical Services, LLC
110 Technology Parkway
Peachtree Corners, GA 30092
(770)734-4200

ANALYTICAL RESULTS

Project: YATES AMA-R6
Pace Project No.: 92587090

Sample: YAMW-2 **Lab ID: 92587090019** Collected: 02/10/22 09:45 Received: 02/11/22 16:45 Matrix: Water

Parameters	Results	Units	Report Limit	MDL	DF	Prepared	Analyzed	CAS No.	Qual
Field Data	Analytical Method: Pace Analytical Services - Charlotte								
Performed by	**CUSTOMER**				1		02/14/22 12:27		
pH	**5.64**	Std. Units			1		02/14/22 12:27		
6010D ATL ICP	Analytical Method: EPA 6010D Preparation Method: EPA 3010A Pace Analytical Services - Peachtree Corners, GA								
Calcium	**1.3**	mg/L	1.0	0.12	1	02/24/22 09:40	02/25/22 00:26	7440-70-2	
6020 MET ICPMS	Analytical Method: EPA 6020B Preparation Method: EPA 3005A Pace Analytical Services - Peachtree Corners, GA								
Antimony	ND	mg/L	0.0030	0.00078	1	02/24/22 09:35	02/25/22 18:45	7440-36-0	
Arsenic	ND	mg/L	0.0050	0.0011	1	02/24/22 09:35	02/25/22 18:45	7440-38-2	
Barium	**0.0074**	mg/L	0.0050	0.00067	1	02/24/22 09:35	02/25/22 18:45	7440-39-3	
Beryllium	**0.000074J**	mg/L	0.00050	0.000054	1	02/24/22 09:35	02/25/22 18:45	7440-41-7	
Boron	**0.022J**	mg/L	0.040	0.0086	1	02/24/22 09:35	02/25/22 18:45	7440-42-8	
Cadmium	ND	mg/L	0.00050	0.00011	1	02/24/22 09:35	02/25/22 18:45	7440-43-9	
Chromium	ND	mg/L	0.0050	0.0011	1	02/24/22 09:35	02/25/22 18:45	7440-47-3	
Cobalt	**0.00052J**	mg/L	0.0050	0.00039	1	02/24/22 09:35	02/25/22 18:45	7440-48-4	
Lead	ND	mg/L	0.0010	0.00089	1	02/24/22 09:35	02/25/22 18:45	7439-92-1	
Lithium	ND	mg/L	0.030	0.00073	1	02/24/22 09:35	02/25/22 18:45	7439-93-2	
Molybdenum	ND	mg/L	0.010	0.00074	1	02/24/22 09:35	02/25/22 18:45	7439-98-7	
Selenium	ND	mg/L	0.0050	0.0014	1	02/24/22 09:35	02/25/22 18:45	7782-49-2	
Thallium	ND	mg/L	0.0010	0.00018	1	02/24/22 09:35	02/25/22 18:45	7440-28-0	
7470 Mercury	Analytical Method: EPA 7470A Preparation Method: EPA 7470A Pace Analytical Services - Peachtree Corners, GA								
Mercury	ND	mg/L	0.00020	0.00013	1	02/21/22 14:30	02/22/22 09:51	7439-97-6	
2540C Total Dissolved Solids	Analytical Method: SM 2540C-2015 Pace Analytical Services - Peachtree Corners, GA								
Total Dissolved Solids	**48.0**	mg/L	10.0	10.0	1		02/17/22 17:02		
300.0 IC Anions 28 Days	Analytical Method: EPA 300.0 Rev 2.1 1993 Pace Analytical Services - Asheville								
Chloride	**2.5**	mg/L	1.0	0.60	1		02/21/22 21:13	16887-00-6	
Fluoride	ND	mg/L	0.10	0.050	1		02/21/22 21:13	16984-48-8	
Sulfate	**7.1**	mg/L	1.0	0.50	1		02/21/22 21:13	14808-79-8	

REPORT OF LABORATORY ANALYSIS

This report shall not be reproduced, except in full,
without the written consent of Pace Analytical Services, LLC.

Pace Analytical Services, LLC
110 Technology Parkway
Peachtree Corners, GA 30092
(770)734-4200

ANALYTICAL RESULTS

Project: YATES AMA-R6
Pace Project No.: 92587090

Sample: YAMW-3 **Lab ID: 92587090020** Collected: 02/10/22 15:35 Received: 02/11/22 16:45 Matrix: Water

Parameters	Results	Units	Report Limit	MDL	DF	Prepared	Analyzed	CAS No.	Qual
Field Data	Analytical Method: Pace Analytical Services - Charlotte								
Performed by	**CUSTOMER**				1		02/14/22 12:27		
pH	**5.93**	Std. Units			1		02/14/22 12:27		
6010D ATL ICP	Analytical Method: EPA 6010D Preparation Method: EPA 3010A Pace Analytical Services - Peachtree Corners, GA								
Calcium	**29.4**	mg/L	1.0	0.12	1	02/24/22 10:47	02/25/22 01:18	7440-70-2	
6020 MET ICPMS	Analytical Method: EPA 6020B Preparation Method: EPA 3005A Pace Analytical Services - Peachtree Corners, GA								
Antimony	ND	mg/L	0.0030	0.00078	1	02/24/22 09:35	02/25/22 18:51	7440-36-0	
Arsenic	**0.0038J**	mg/L	0.0050	0.0011	1	02/24/22 09:35	02/25/22 18:51	7440-38-2	
Barium	**0.038**	mg/L	0.0050	0.00067	1	02/24/22 09:35	02/25/22 18:51	7440-39-3	
Beryllium	**0.000078J**	mg/L	0.00050	0.000054	1	02/24/22 09:35	02/25/22 18:51	7440-41-7	
Boron	**7.7**	mg/L	0.040	0.0086	1	02/24/22 09:35	02/25/22 18:51	7440-42-8	
Cadmium	ND	mg/L	0.00050	0.00011	1	02/24/22 09:35	02/25/22 18:51	7440-43-9	
Chromium	**0.0011J**	mg/L	0.0050	0.0011	1	02/24/22 09:35	02/25/22 18:51	7440-47-3	
Cobalt	**0.16**	mg/L	0.0050	0.00039	1	02/24/22 09:35	02/25/22 18:51	7440-48-4	
Lead	ND	mg/L	0.0010	0.00089	1	02/24/22 09:35	02/25/22 18:51	7439-92-1	
Lithium	**0.054**	mg/L	0.030	0.00073	1	02/24/22 09:35	02/25/22 18:51	7439-93-2	
Molybdenum	**0.0036J**	mg/L	0.010	0.00074	1	02/24/22 09:35	02/25/22 18:51	7439-98-7	
Selenium	ND	mg/L	0.0050	0.0014	1	02/24/22 09:35	02/25/22 18:51	7782-49-2	
Thallium	ND	mg/L	0.0010	0.00018	1	02/24/22 09:35	02/25/22 18:51	7440-28-0	
7470 Mercury	Analytical Method: EPA 7470A Preparation Method: EPA 7470A Pace Analytical Services - Peachtree Corners, GA								
Mercury	ND	mg/L	0.00020	0.00013	1	02/21/22 14:30	02/22/22 09:54	7439-97-6	
2540C Total Dissolved Solids	Analytical Method: SM 2540C-2015 Pace Analytical Services - Peachtree Corners, GA								
Total Dissolved Solids	**606**	mg/L	20.0	20.0	1		02/17/22 17:02		
300.0 IC Anions 28 Days	Analytical Method: EPA 300.0 Rev 2.1 1993 Pace Analytical Services - Asheville								
Chloride	**3.2**	mg/L	1.0	0.60	1		02/21/22 21:26	16887-00-6	
Fluoride	ND	mg/L	0.10	0.050	1		02/21/22 21:26	16984-48-8	
Sulfate	**305**	mg/L	7.0	3.5	7		02/22/22 13:12	14808-79-8	

REPORT OF LABORATORY ANALYSIS

This report shall not be reproduced, except in full,
without the written consent of Pace Analytical Services, LLC.

Pace Analytical Services, LLC
110 Technology Parkway
Peachtree Corners, GA 30092
(770)734-4200

ANALYTICAL RESULTS

Project: YATES AMA-R6
Pace Project No.: 92587090

Sample: AMA-EB-2 **Lab ID: 92587090021** Collected: 02/10/22 12:46 Received: 02/11/22 16:45 Matrix: Water

Parameters	Results	Units	Report Limit	MDL	DF	Prepared	Analyzed	CAS No.	Qual
6010D ATL ICP	Analytical Method: EPA 6010D Preparation Method: EPA 3010A Pace Analytical Services - Peachtree Corners, GA								
Calcium	ND	mg/L	1.0	0.12	1	02/24/22 10:47	02/25/22 01:23	7440-70-2	
6020 MET ICPMS	Analytical Method: EPA 6020B Preparation Method: EPA 3005A Pace Analytical Services - Peachtree Corners, GA								
Antimony	ND	mg/L	0.0030	0.00078	1	02/24/22 12:07	02/24/22 18:48	7440-36-0	
Arsenic	ND	mg/L	0.0050	0.0011	1	02/24/22 12:07	02/24/22 18:48	7440-38-2	
Barium	ND	mg/L	0.0050	0.00067	1	02/24/22 12:07	02/24/22 18:48	7440-39-3	
Beryllium	ND	mg/L	0.00050	0.000054	1	02/24/22 12:07	02/24/22 18:48	7440-41-7	
Boron	ND	mg/L	0.040	0.0086	1	02/24/22 12:07	02/24/22 18:48	7440-42-8	
Cadmium	ND	mg/L	0.00050	0.00011	1	02/24/22 12:07	02/24/22 18:48	7440-43-9	
Chromium	ND	mg/L	0.0050	0.0011	1	02/24/22 12:07	02/24/22 18:48	7440-47-3	
Cobalt	ND	mg/L	0.0050	0.00039	1	02/24/22 12:07	02/24/22 18:48	7440-48-4	
Lead	ND	mg/L	0.0010	0.00089	1	02/24/22 12:07	02/24/22 18:48	7439-92-1	
Lithium	ND	mg/L	0.030	0.00073	1	02/24/22 12:07	02/24/22 18:48	7439-93-2	
Molybdenum	ND	mg/L	0.010	0.00074	1	02/24/22 12:07	02/24/22 18:48	7439-98-7	
Selenium	ND	mg/L	0.0050	0.0014	1	02/24/22 12:07	02/24/22 18:48	7782-49-2	
Thallium	ND	mg/L	0.0010	0.00018	1	02/24/22 12:07	02/24/22 18:48	7440-28-0	
7470 Mercury	Analytical Method: EPA 7470A Preparation Method: EPA 7470A Pace Analytical Services - Peachtree Corners, GA								
Mercury	ND	mg/L	0.00020	0.00013	1	02/21/22 14:30	02/22/22 09:56	7439-97-6	
2540C Total Dissolved Solids	Analytical Method: SM 2540C-2015 Pace Analytical Services - Peachtree Corners, GA								
Total Dissolved Solids	**19.0**	mg/L	10.0	10.0	1		02/17/22 17:02		
300.0 IC Anions 28 Days	Analytical Method: EPA 300.0 Rev 2.1 1993 Pace Analytical Services - Asheville								
Chloride	ND	mg/L	1.0	0.60	1		02/21/22 21:40	16887-00-6	
Fluoride	ND	mg/L	0.10	0.050	1		02/21/22 21:40	16984-48-8	
Sulfate	ND	mg/L	1.0	0.50	1		02/21/22 21:40	14808-79-8	

REPORT OF LABORATORY ANALYSIS

This report shall not be reproduced, except in full,
without the written consent of Pace Analytical Services, LLC.

Pace Analytical Services, LLC
110 Technology Parkway
Peachtree Corners, GA 30092
(770)734-4200

ANALYTICAL RESULTS

Project: YATES AMA-R6
Pace Project No.: 92587090

Sample: AMA-FB-1 **Lab ID: 92587090022** Collected: 02/10/22 15:02 Received: 02/11/22 16:45 Matrix: Water

Parameters	Results	Units	Report Limit	MDL	DF	Prepared	Analyzed	CAS No.	Qual
6010D ATL ICP	Analytical Method: EPA 6010D Preparation Method: EPA 3010A Pace Analytical Services - Peachtree Corners, GA								
Calcium	ND	mg/L	1.0	0.12	1	02/24/22 10:47	02/25/22 01:37	7440-70-2	
6020 MET ICPMS	Analytical Method: EPA 6020B Preparation Method: EPA 3005A Pace Analytical Services - Peachtree Corners, GA								
Antimony	ND	mg/L	0.0030	0.00078	1	02/24/22 12:07	02/24/22 18:54	7440-36-0	
Arsenic	ND	mg/L	0.0050	0.0011	1	02/24/22 12:07	02/24/22 18:54	7440-38-2	
Barium	ND	mg/L	0.0050	0.00067	1	02/24/22 12:07	02/24/22 18:54	7440-39-3	
Beryllium	ND	mg/L	0.00050	0.000054	1	02/24/22 12:07	02/24/22 18:54	7440-41-7	
Boron	ND	mg/L	0.040	0.0086	1	02/24/22 12:07	02/24/22 18:54	7440-42-8	
Cadmium	ND	mg/L	0.00050	0.00011	1	02/24/22 12:07	02/24/22 18:54	7440-43-9	
Chromium	ND	mg/L	0.0050	0.0011	1	02/24/22 12:07	02/24/22 18:54	7440-47-3	
Cobalt	ND	mg/L	0.0050	0.00039	1	02/24/22 12:07	02/24/22 18:54	7440-48-4	
Lead	ND	mg/L	0.0010	0.00089	1	02/24/22 12:07	02/24/22 18:54	7439-92-1	
Lithium	ND	mg/L	0.030	0.00073	1	02/24/22 12:07	02/24/22 18:54	7439-93-2	
Molybdenum	ND	mg/L	0.010	0.00074	1	02/24/22 12:07	02/24/22 18:54	7439-98-7	
Selenium	ND	mg/L	0.0050	0.0014	1	02/24/22 12:07	02/24/22 18:54	7782-49-2	
Thallium	ND	mg/L	0.0010	0.00018	1	02/24/22 12:07	02/24/22 18:54	7440-28-0	
7470 Mercury	Analytical Method: EPA 7470A Preparation Method: EPA 7470A Pace Analytical Services - Peachtree Corners, GA								
Mercury	ND	mg/L	0.00020	0.00013	1	02/21/22 14:30	02/22/22 09:59	7439-97-6	
2540C Total Dissolved Solids	Analytical Method: SM 2540C-2015 Pace Analytical Services - Peachtree Corners, GA								
Total Dissolved Solids	ND	mg/L	10.0	10.0	1		02/17/22 17:02		
300.0 IC Anions 28 Days	Analytical Method: EPA 300.0 Rev 2.1 1993 Pace Analytical Services - Asheville								
Chloride	ND	mg/L	1.0	0.60	1		02/22/22 00:36	16887-00-6	
Fluoride	ND	mg/L	0.10	0.050	1		02/22/22 00:36	16984-48-8	
Sulfate	ND	mg/L	1.0	0.50	1		02/22/22 00:36	14808-79-8	

REPORT OF LABORATORY ANALYSIS

This report shall not be reproduced, except in full,
without the written consent of Pace Analytical Services, LLC.

Pace Analytical Services, LLC
110 Technology Parkway
Peachtree Corners, GA 30092
(770)734-4200

ANALYTICAL RESULTS

Project: YATES AMA-R6
Pace Project No.: 92587090

Sample: AMA-FB-2 **Lab ID: 92587090023** Collected: 02/10/22 16:00 Received: 02/11/22 16:45 Matrix: Water

Parameters	Results	Units	Report Limit	MDL	DF	Prepared	Analyzed	CAS No.	Qual
6010D ATL ICP	Analytical Method: EPA 6010D Preparation Method: EPA 3010A Pace Analytical Services - Peachtree Corners, GA								
Calcium	ND	mg/L	1.0	0.12	1	02/24/22 10:47	02/25/22 01:42	7440-70-2	
6020 MET ICPMS	Analytical Method: EPA 6020B Preparation Method: EPA 3005A Pace Analytical Services - Peachtree Corners, GA								
Antimony	ND	mg/L	0.0030	0.00078	1	02/24/22 12:07	02/24/22 19:00	7440-36-0	
Arsenic	ND	mg/L	0.0050	0.0011	1	02/24/22 12:07	02/24/22 19:00	7440-38-2	
Barium	ND	mg/L	0.0050	0.00067	1	02/24/22 12:07	02/24/22 19:00	7440-39-3	
Beryllium	ND	mg/L	0.00050	0.000054	1	02/24/22 12:07	02/24/22 19:00	7440-41-7	
Boron	ND	mg/L	0.040	0.0086	1	02/24/22 12:07	02/24/22 19:00	7440-42-8	
Cadmium	ND	mg/L	0.00050	0.00011	1	02/24/22 12:07	02/24/22 19:00	7440-43-9	
Chromium	ND	mg/L	0.0050	0.0011	1	02/24/22 12:07	02/24/22 19:00	7440-47-3	
Cobalt	ND	mg/L	0.0050	0.00039	1	02/24/22 12:07	02/24/22 19:00	7440-48-4	
Lead	ND	mg/L	0.0010	0.00089	1	02/24/22 12:07	02/24/22 19:00	7439-92-1	
Lithium	ND	mg/L	0.030	0.00073	1	02/24/22 12:07	02/24/22 19:00	7439-93-2	
Molybdenum	ND	mg/L	0.010	0.00074	1	02/24/22 12:07	02/24/22 19:00	7439-98-7	
Selenium	ND	mg/L	0.0050	0.0014	1	02/24/22 12:07	02/24/22 19:00	7782-49-2	
Thallium	ND	mg/L	0.0010	0.00018	1	02/24/22 12:07	02/24/22 19:00	7440-28-0	
7470 Mercury	Analytical Method: EPA 7470A Preparation Method: EPA 7470A Pace Analytical Services - Peachtree Corners, GA								
Mercury	ND	mg/L	0.00020	0.00013	1	02/21/22 14:30	02/22/22 10:02	7439-97-6	
2540C Total Dissolved Solids	Analytical Method: SM 2540C-2015 Pace Analytical Services - Peachtree Corners, GA								
Total Dissolved Solids	ND	mg/L	10.0	10.0	1		02/17/22 17:02		
300.0 IC Anions 28 Days	Analytical Method: EPA 300.0 Rev 2.1 1993 Pace Analytical Services - Asheville								
Chloride	ND	mg/L	1.0	0.60	1		02/22/22 01:16	16887-00-6	
Fluoride	ND	mg/L	0.10	0.050	1		02/22/22 01:16	16984-48-8	
Sulfate	ND	mg/L	1.0	0.50	1		02/22/22 01:16	14808-79-8	

REPORT OF LABORATORY ANALYSIS

This report shall not be reproduced, except in full,
without the written consent of Pace Analytical Services, LLC.

Pace Analytical Services, LLC
110 Technology Parkway
Peachtree Corners, GA 30092
(770)734-4200

ANALYTICAL RESULTS

Project: YATES AMA-R6
Pace Project No.: 92587090

Sample: PZ-37D **Lab ID: 92587090024** Collected: 02/11/22 16:35 Received: 02/14/22 13:25 Matrix: Water

Parameters	Results	Units	Report Limit	MDL	DF	Prepared	Analyzed	CAS No.	Qual
Field Data	Analytical Method: Pace Analytical Services - Charlotte								
Performed by	**CUSTOMER**				1		02/14/22 15:02		
pH	**7.84**	Std. Units			1		02/14/22 15:02		
6010D ATL ICP	Analytical Method: EPA 6010D Preparation Method: EPA 3010A Pace Analytical Services - Peachtree Corners, GA								
Calcium	**49.0**	mg/L	1.0	0.12	1	02/24/22 10:47	02/25/22 02:44	7440-70-2	
6020 MET ICPMS	Analytical Method: EPA 6020B Preparation Method: EPA 3005A Pace Analytical Services - Peachtree Corners, GA								
Antimony	ND	mg/L	0.0030	0.00078	1	02/24/22 12:07	02/24/22 20:06	7440-36-0	
Arsenic	ND	mg/L	0.0050	0.0011	1	02/24/22 12:07	02/24/22 20:06	7440-38-2	
Barium	**0.013**	mg/L	0.0050	0.00067	1	02/24/22 12:07	02/24/22 20:06	7440-39-3	
Beryllium	ND	mg/L	0.00050	0.000054	1	02/24/22 12:07	02/24/22 20:06	7440-41-7	
Boron	**0.44**	mg/L	0.040	0.0086	1	02/24/22 12:07	02/24/22 20:06	7440-42-8	
Cadmium	ND	mg/L	0.00050	0.00011	1	02/24/22 12:07	02/24/22 20:06	7440-43-9	
Chromium	ND	mg/L	0.0050	0.0011	1	02/24/22 12:07	02/24/22 20:06	7440-47-3	
Cobalt	ND	mg/L	0.0050	0.00039	1	02/24/22 12:07	02/24/22 20:06	7440-48-4	
Lead	ND	mg/L	0.0010	0.00089	1	02/24/22 12:07	02/24/22 20:06	7439-92-1	
Lithium	**0.0087J**	mg/L	0.030	0.00073	1	02/24/22 12:07	02/24/22 20:06	7439-93-2	
Molybdenum	**0.0037J**	mg/L	0.010	0.00074	1	02/24/22 12:07	02/24/22 20:06	7439-98-7	
Selenium	ND	mg/L	0.0050	0.0014	1	02/24/22 12:07	02/24/22 20:06	7782-49-2	
Thallium	ND	mg/L	0.0010	0.00018	1	02/24/22 12:07	02/24/22 20:06	7440-28-0	
7470 Mercury	Analytical Method: EPA 7470A Preparation Method: EPA 7470A Pace Analytical Services - Peachtree Corners, GA								
Mercury	ND	mg/L	0.00020	0.00013	1	02/21/22 14:30	02/22/22 10:04	7439-97-6	
2540C Total Dissolved Solids	Analytical Method: SM 2540C-2015 Pace Analytical Services - Peachtree Corners, GA								
Total Dissolved Solids	**382**	mg/L	10.0	10.0	1		02/18/22 17:46		
300.0 IC Anions 28 Days	Analytical Method: EPA 300.0 Rev 2.1 1993 Pace Analytical Services - Asheville								
Chloride	**12.5**	mg/L	1.0	0.60	1		02/22/22 02:10	16887-00-6	M1
Fluoride	**0.17**	mg/L	0.10	0.050	1		02/22/22 02:10	16984-48-8	M1
Sulfate	**115**	mg/L	3.0	1.5	3		02/22/22 13:55	14808-79-8	

REPORT OF LABORATORY ANALYSIS

This report shall not be reproduced, except in full,
without the written consent of Pace Analytical Services, LLC.

Pace Analytical Services, LLC
110 Technology Parkway
Peachtree Corners, GA 30092
(770)734-4200

ANALYTICAL RESULTS

Project: YATES AMA-R6
Pace Project No.: 92587090

Sample: PZ-52D **Lab ID: 92587090025** Collected: 02/11/22 14:00 Received: 02/14/22 13:25 Matrix: Water

Parameters	Results	Units	Report Limit	MDL	DF	Prepared	Analyzed	CAS No.	Qual
Field Data	Analytical Method: Pace Analytical Services - Charlotte								
Performed by	**CUSTOMER**				1		02/14/22 15:02		
pH	**6.40**	Std. Units			1		02/14/22 15:02		
6010D ATL ICP	Analytical Method: EPA 6010D Preparation Method: EPA 3010A Pace Analytical Services - Peachtree Corners, GA								
Calcium	**27.3**	mg/L	1.0	0.12	1	02/24/22 10:47	02/25/22 02:49	7440-70-2	
6020 MET ICPMS	Analytical Method: EPA 6020B Preparation Method: EPA 3005A Pace Analytical Services - Peachtree Corners, GA								
Antimony	ND	mg/L	0.0030	0.00078	1	02/24/22 12:07	02/24/22 20:12	7440-36-0	
Arsenic	**0.0014J**	mg/L	0.0050	0.0011	1	02/24/22 12:07	02/24/22 20:12	7440-38-2	B
Barium	**0.032**	mg/L	0.0050	0.00067	1	02/24/22 12:07	02/24/22 20:12	7440-39-3	
Beryllium	**0.000059J**	mg/L	0.00050	0.000054	1	02/24/22 12:07	02/24/22 20:12	7440-41-7	
Boron	**0.84**	mg/L	0.040	0.0086	1	02/24/22 12:07	02/24/22 20:12	7440-42-8	
Cadmium	ND	mg/L	0.00050	0.00011	1	02/24/22 12:07	02/24/22 20:12	7440-43-9	
Chromium	**0.0011J**	mg/L	0.0050	0.0011	1	02/24/22 12:07	02/24/22 20:12	7440-47-3	
Cobalt	**0.0011J**	mg/L	0.0050	0.00039	1	02/24/22 12:07	02/24/22 20:12	7440-48-4	
Lead	**0.0031**	mg/L	0.0010	0.00089	1	02/24/22 12:07	02/24/22 20:12	7439-92-1	
Lithium	**0.015J**	mg/L	0.030	0.00073	1	02/24/22 12:07	02/24/22 20:12	7439-93-2	
Molybdenum	**0.011**	mg/L	0.010	0.00074	1	02/24/22 12:07	02/24/22 20:12	7439-98-7	
Selenium	**0.0025J**	mg/L	0.0050	0.0014	1	02/24/22 12:07	02/24/22 20:12	7782-49-2	
Thallium	ND	mg/L	0.0010	0.00018	1	02/24/22 12:07	02/24/22 20:12	7440-28-0	
7470 Mercury	Analytical Method: EPA 7470A Preparation Method: EPA 7470A Pace Analytical Services - Peachtree Corners, GA								
Mercury	ND	mg/L	0.00020	0.00013	1	02/21/22 14:30	02/22/22 10:07	7439-97-6	
2540C Total Dissolved Solids	Analytical Method: SM 2540C-2015 Pace Analytical Services - Peachtree Corners, GA								
Total Dissolved Solids	**456**	mg/L	10.0	10.0	1		02/18/22 17:46		
300.0 IC Anions 28 Days	Analytical Method: EPA 300.0 Rev 2.1 1993 Pace Analytical Services - Asheville								
Chloride	**6.7**	mg/L	1.0	0.60	1		02/22/22 02:50	16887-00-6	
Fluoride	**0.10**	mg/L	0.10	0.050	1		02/22/22 02:50	16984-48-8	
Sulfate	**209**	mg/L	5.0	2.5	5		02/22/22 20:39	14808-79-8	

REPORT OF LABORATORY ANALYSIS

This report shall not be reproduced, except in full,
without the written consent of Pace Analytical Services, LLC.

Pace Analytical Services, LLC
110 Technology Parkway
Peachtree Corners, GA 30092
(770)734-4200

QUALITY CONTROL DATA

Project: YATES AMA-R6
Pace Project No.: 92587090

QC Batch: 680455 Analysis Method: EPA 6010D
QC Batch Method: EPA 3010A Analysis Description: 6010D ATL
Laboratory: Pace Analytical Services - Peachtree Corners, GA
Associated Lab Samples: 92587090001, 92587090002, 92587090003, 92587090004, 92587090005, 92587090006, 92587090007, 92587090008, 92587090009, 92587090010, 92587090011, 92587090012, 92587090013, 92587090014, 92587090015, 92587090016, 92587090017, 92587090018, 92587090019

METHOD BLANK: 3560249 Matrix: Water
Associated Lab Samples: 92587090001, 92587090002, 92587090003, 92587090004, 92587090005, 92587090006, 92587090007, 92587090008, 92587090009, 92587090010, 92587090011, 92587090012, 92587090013, 92587090014, 92587090015, 92587090016, 92587090017, 92587090018, 92587090019

Parameter	Units	Blank Result	Reporting Limit	MDL	Analyzed	Qualifiers
Calcium	mg/L	ND	1.0	0.12	02/24/22 22:15	

LABORATORY CONTROL SAMPLE: 3560250

Parameter	Units	Spike Conc.	LCS Result	LCS % Rec	% Rec Limits	Qualifiers
Calcium	mg/L	1	1.0	103	80-120	

MATRIX SPIKE & MATRIX SPIKE DUPLICATE: 3560251 3560252

Parameter	Units	92587090003 Result	MS Spike Conc.	MSD Spike Conc.	MS Result	MSD Result	MS % Rec	MSD % Rec	% Rec Limits	RPD	Max RPD	Qual
Calcium	mg/L	14.6	1	1	15.5	15.3	81	70	75-125	1	20	M1

Results presented on this page are in the units indicated by the "Units" column except where an alternate unit is presented to the right of the result.

REPORT OF LABORATORY ANALYSIS

This report shall not be reproduced, except in full,
without the written consent of Pace Analytical Services, LLC.

Pace Analytical Services, LLC
110 Technology Parkway
Peachtree Corners, GA 30092
(770)734-4200

QUALITY CONTROL DATA

Project: YATES AMA-R6
Pace Project No.: 92587090

QC Batch: 680603 | Analysis Method: EPA 6010D
QC Batch Method: EPA 3010A | Analysis Description: 6010D ATL
Laboratory: Pace Analytical Services - Peachtree Corners, GA
Associated Lab Samples: 92587090020, 92587090021, 92587090022, 92587090023, 92587090024, 92587090025

METHOD BLANK: 3560577 Matrix: Water
Associated Lab Samples: 92587090020, 92587090021, 92587090022, 92587090023, 92587090024, 92587090025

Parameter	Units	Blank Result	Reporting Limit	MDL	Analyzed	Qualifiers
Calcium	mg/L	0.25J	1.0	0.12	02/25/22 00:50	

LABORATORY CONTROL SAMPLE: 3560578

Parameter	Units	Spike Conc.	LCS Result	LCS % Rec	% Rec Limits	Qualifiers
Calcium	mg/L	1	1.0	101	80-120	

MATRIX SPIKE & MATRIX SPIKE DUPLICATE: 3560579 3560580

Parameter	Units	92587319001 Result	MS Spike Conc.	MSD Spike Conc.	MS Result	MSD Result	MS % Rec	MSD % Rec	% Rec Limits	RPD	Max RPD	Qual
Calcium	mg/L	73.3	1	1	76.6	76.5	326	322	75-125	0	20	M1

Results presented on this page are in the units indicated by the "Units" column except where an alternate unit is presented to the right of the result.

REPORT OF LABORATORY ANALYSIS

This report shall not be reproduced, except in full,
without the written consent of Pace Analytical Services, LLC.

Pace Analytical Services, LLC
110 Technology Parkway
Peachtree Corners, GA 30092
(770)734-4200

QUALITY CONTROL DATA

Project: YATES AMA-R6
Pace Project No.: 92587090

QC Batch: 680454
QC Batch Method: EPA 3005A
Analysis Method: EPA 6020B
Analysis Description: 6020 MET
Laboratory: Pace Analytical Services - Peachtree Corners, GA
Associated Lab Samples: 92587090001, 92587090002, 92587090003, 92587090004, 92587090005, 92587090006, 92587090007, 92587090008, 92587090009, 92587090010, 92587090011, 92587090012, 92587090013, 92587090014, 92587090015, 92587090016, 92587090017, 92587090018, 92587090019, 92587090020

METHOD BLANK: 3560242
Matrix: Water
Associated Lab Samples: 92587090001, 92587090002, 92587090003, 92587090004, 92587090005, 92587090006, 92587090007, 92587090008, 92587090009, 92587090010, 92587090011, 92587090012, 92587090013, 92587090014, 92587090015, 92587090016, 92587090017, 92587090018, 92587090019, 92587090020

Parameter	Units	Blank Result	Reporting Limit	MDL	Analyzed	Qualifiers
Antimony	mg/L	ND	0.0030	0.00078	02/25/22 15:17	
Arsenic	mg/L	ND	0.0050	0.0011	02/25/22 15:17	
Barium	mg/L	ND	0.0050	0.00067	02/25/22 15:17	
Beryllium	mg/L	ND	0.00050	0.000054	02/25/22 15:17	
Boron	mg/L	ND	0.040	0.0086	02/25/22 15:17	
Cadmium	mg/L	ND	0.00050	0.00011	02/25/22 15:17	
Chromium	mg/L	ND	0.0050	0.0011	02/25/22 15:17	
Cobalt	mg/L	ND	0.0050	0.00039	02/25/22 15:17	
Lead	mg/L	ND	0.0010	0.00089	02/25/22 15:17	
Lithium	mg/L	ND	0.030	0.00073	02/25/22 15:17	
Molybdenum	mg/L	ND	0.010	0.00074	02/25/22 15:17	
Selenium	mg/L	ND	0.0050	0.0014	02/25/22 15:17	
Thallium	mg/L	ND	0.0010	0.00018	02/25/22 15:17	

LABORATORY CONTROL SAMPLE: 3560243

Parameter	Units	Spike Conc.	LCS Result	LCS % Rec	% Rec Limits	Qualifiers
Antimony	mg/L	0.1	0.11	107	80-120	
Arsenic	mg/L	0.1	0.098	98	80-120	
Barium	mg/L	0.1	0.10	101	80-120	
Beryllium	mg/L	0.1	0.11	108	80-120	
Boron	mg/L	1	1.0	104	80-120	
Cadmium	mg/L	0.1	0.10	103	80-120	
Chromium	mg/L	0.1	0.10	101	80-120	
Cobalt	mg/L	0.1	0.099	99	80-120	
Lead	mg/L	0.1	0.10	100	80-120	
Lithium	mg/L	0.1	0.11	108	80-120	
Molybdenum	mg/L	0.1	0.10	103	80-120	
Selenium	mg/L	0.1	0.10	102	80-120	
Thallium	mg/L	0.1	0.098	98	80-120	

Results presented on this page are in the units indicated by the "Units" column except where an alternate unit is presented to the right of the result.

REPORT OF LABORATORY ANALYSIS

This report shall not be reproduced, except in full,
without the written consent of Pace Analytical Services, LLC.

Pace Analytical Services, LLC
110 Technology Parkway
Peachtree Corners, GA 30092
(770)734-4200

QUALITY CONTROL DATA

Project: YATES AMA-R6
Pace Project No.: 92587090

MATRIX SPIKE & MATRIX SPIKE DUPLICATE: 3560244 3560245

Parameter	Units	92587090002 Result	MS Spike Conc.	MSD Spike Conc.	MS Result	MSD Result	MS % Rec	MSD % Rec	% Rec Limits	RPD	Max RPD	Qual
Antimony	mg/L	ND	0.1	0.1	0.10	0.11	102	109	75-125	6	20	
Arsenic	mg/L	0.0021J	0.1	0.1	0.10	0.10	99	102	75-125	2	20	
Barium	mg/L	0.021	0.1	0.1	0.12	0.12	96	103	75-125	6	20	
Beryllium	mg/L	0.0016	0.1	0.1	0.11	0.12	106	115	75-125	7	20	
Boron	mg/L	4.0	1	1	5.1	5.2	107	121	75-125	3	20	
Cadmium	mg/L	0.00012J	0.1	0.1	0.10	0.10	101	104	75-125	3	20	
Chromium	mg/L	ND	0.1	0.1	0.10	0.11	101	106	75-125	5	20	
Cobalt	mg/L	ND	0.1	0.1	0.10	0.10	102	104	75-125	2	20	
Lead	mg/L	ND	0.1	0.1	0.096	0.10	96	102	75-125	6	20	
Lithium	mg/L	0.0023J	0.1	0.1	0.11	0.12	103	113	75-125	9	20	
Molybdenum	mg/L	ND	0.1	0.1	0.10	0.11	101	105	75-125	4	20	
Selenium	mg/L	0.031	0.1	0.1	0.13	0.13	100	104	75-125	3	20	
Thallium	mg/L	ND	0.1	0.1	0.096	0.10	96	101	75-125	5	20	

Results presented on this page are in the units indicated by the "Units" column except where an alternate unit is presented to the right of the result.

REPORT OF LABORATORY ANALYSIS

This report shall not be reproduced, except in full,
without the written consent of Pace Analytical Services, LLC.

Pace Analytical Services, LLC
110 Technology Parkway
Peachtree Corners, GA 30092
(770)734-4200

QUALITY CONTROL DATA

Project: YATES AMA-R6
Pace Project No.: 92587090

QC Batch: 680607
QC Batch Method: EPA 3005A
Analysis Method: EPA 6020B
Analysis Description: 6020 MET
Laboratory: Pace Analytical Services - Peachtree Corners, GA
Associated Lab Samples: 92587090021, 92587090022, 92587090023, 92587090024, 92587090025

METHOD BLANK: 3560596 Matrix: Water
Associated Lab Samples: 92587090021, 92587090022, 92587090023, 92587090024, 92587090025

Parameter	Units	Blank Result	Reporting Limit	MDL	Analyzed	Qualifiers
Antimony	mg/L	ND	0.0030	0.00078	02/24/22 17:42	
Arsenic	mg/L	0.0021J	0.0050	0.0011	02/24/22 17:42	
Barium	mg/L	ND	0.0050	0.00067	02/24/22 17:42	
Beryllium	mg/L	ND	0.00050	0.000054	02/24/22 17:42	
Boron	mg/L	ND	0.040	0.0086	02/24/22 17:42	
Cadmium	mg/L	ND	0.00050	0.00011	02/24/22 17:42	
Chromium	mg/L	ND	0.0050	0.0011	02/24/22 17:42	
Cobalt	mg/L	ND	0.0050	0.00039	02/24/22 17:42	
Lead	mg/L	ND	0.0010	0.00089	02/24/22 17:42	
Lithium	mg/L	ND	0.030	0.00073	02/24/22 17:42	
Molybdenum	mg/L	ND	0.010	0.00074	02/24/22 17:42	
Selenium	mg/L	ND	0.0050	0.0014	02/24/22 17:42	
Thallium	mg/L	ND	0.0010	0.00018	02/24/22 17:42	

LABORATORY CONTROL SAMPLE: 3560597

Parameter	Units	Spike Conc.	LCS Result	LCS % Rec	% Rec Limits	Qualifiers
Antimony	mg/L	0.1	0.11	106	80-120	
Arsenic	mg/L	0.1	0.10	100	80-120	
Barium	mg/L	0.1	0.10	103	80-120	
Beryllium	mg/L	0.1	0.10	104	80-120	
Boron	mg/L	1	1.0	103	80-120	
Cadmium	mg/L	0.1	0.10	100	80-120	
Chromium	mg/L	0.1	0.11	106	80-120	
Cobalt	mg/L	0.1	0.10	103	80-120	
Lead	mg/L	0.1	0.10	102	80-120	
Lithium	mg/L	0.1	0.10	100	80-120	
Molybdenum	mg/L	0.1	0.10	103	80-120	
Selenium	mg/L	0.1	0.098	98	80-120	
Thallium	mg/L	0.1	0.10	102	80-120	

MATRIX SPIKE & MATRIX SPIKE DUPLICATE: 3560598 3560599

Parameter	Units	92587319001 Result	MS Spike Conc.	MSD Spike Conc.	MS Result	MSD Result	MS % Rec	MSD % Rec	% Rec Limits	RPD	Max RPD	Qual
Antimony	mg/L	ND	0.1	0.1	0.10	0.10	101	105	75-125	3	20	
Arsenic	mg/L	ND	0.1	0.1	0.098	0.10	98	102	75-125	4	20	

Results presented on this page are in the units indicated by the "Units" column except where an alternate unit is presented to the right of the result.

REPORT OF LABORATORY ANALYSIS

This report shall not be reproduced, except in full,
without the written consent of Pace Analytical Services, LLC.

Pace Analytical Services, LLC
110 Technology Parkway
Peachtree Corners, GA 30092
(770)734-4200

QUALITY CONTROL DATA

Project: YATES AMA-R6
Pace Project No.: 92587090

MATRIX SPIKE & MATRIX SPIKE DUPLICATE: 3560598 3560599

Parameter	Units	92587319001 Result	MS Spike Conc.	MSD Spike Conc.	MS Result	MSD Result	MS % Rec	MSD % Rec	% Rec Limits	RPD	Max RPD	Qual
Barium	mg/L	0.053	0.1	0.1	0.16	0.16	103	110	75-125	5	20	
Beryllium	mg/L	ND	0.1	0.1	0.097	0.10	97	102	75-125	5	20	
Boron	mg/L	0.19	1	1	1.2	1.2	100	105	75-125	4	20	
Cadmium	mg/L	ND	0.1	0.1	0.097	0.10	97	102	75-125	5	20	
Chromium	mg/L	0.0016J	0.1	0.1	0.10	0.11	100	104	75-125	4	20	
Cobalt	mg/L	ND	0.1	0.1	0.099	0.10	99	101	75-125	2	20	
Lead	mg/L	ND	0.1	0.1	0.097	0.098	97	98	75-125	1	20	
Lithium	mg/L	ND	0.1	0.1	0.094	0.098	94	98	75-125	4	20	
Molybdenum	mg/L	0.0012J	0.1	0.1	0.095	0.10	94	100	75-125	6	20	
Selenium	mg/L	0.0015J	0.1	0.1	0.098	0.099	97	98	75-125	1	20	
Thallium	mg/L	ND	0.1	0.1	0.098	0.098	98	98	75-125	0	20	

Results presented on this page are in the units indicated by the "Units" column except where an alternate unit is presented to the right of the result.

REPORT OF LABORATORY ANALYSIS

This report shall not be reproduced, except in full,
without the written consent of Pace Analytical Services, LLC.

Pace Analytical Services, LLC
110 Technology Parkway
Peachtree Corners, GA 30092
(770)734-4200

QUALITY CONTROL DATA

Project: YATES AMA-R6
Pace Project No.: 92587090

QC Batch: 678404 | Analysis Method: EPA 7470A
QC Batch Method: EPA 7470A | Analysis Description: 7470 Mercury
Laboratory: Pace Analytical Services - Peachtree Corners, GA
Associated Lab Samples: 92587090001, 92587090002, 92587090003, 92587090004, 92587090005

METHOD BLANK: 3550196 Matrix: Water
Associated Lab Samples: 92587090001, 92587090002, 92587090003, 92587090004, 92587090005

Parameter	Units	Blank Result	Reporting Limit	MDL	Analyzed	Qualifiers
Mercury	mg/L	ND	0.00020	0.00013	02/16/22 13:25	

LABORATORY CONTROL SAMPLE: 3550197

Parameter	Units	Spike Conc.	LCS Result	LCS % Rec	% Rec Limits	Qualifiers
Mercury	mg/L	0.0025	0.0021	86	80-120	

MATRIX SPIKE & MATRIX SPIKE DUPLICATE: 3550198 3550199

Parameter	Units	92586436031 Result	MS Spike Conc.	MSD Spike Conc.	MS Result	MSD Result	MS % Rec	MSD % Rec	% Rec Limits	RPD	Max RPD	Qual
Mercury	mg/L	ND	0.0025	0.0025	0.0020	0.0023	78	93	75-125	18	20	

Results presented on this page are in the units indicated by the "Units" column except where an alternate unit is presented to the right of the result.

REPORT OF LABORATORY ANALYSIS

This report shall not be reproduced, except in full,
without the written consent of Pace Analytical Services, LLC.

Pace Analytical Services, LLC
110 Technology Parkway
Peachtree Corners, GA 30092
(770)734-4200

QUALITY CONTROL DATA

Project: YATES AMA-R6
Pace Project No.: 92587090

QC Batch: 679675 | Analysis Method: EPA 7470A
QC Batch Method: EPA 7470A | Analysis Description: 7470 Mercury
Laboratory: Pace Analytical Services - Peachtree Corners, GA
Associated Lab Samples: 92587090008, 92587090009, 92587090010, 92587090011, 92587090012, 92587090013

METHOD BLANK: 3556124 Matrix: Water
Associated Lab Samples: 92587090008, 92587090009, 92587090010, 92587090011, 92587090012, 92587090013

Parameter	Units	Blank Result	Reporting Limit	MDL	Analyzed	Qualifiers
Mercury	mg/L	ND	0.00020	0.00013	02/22/22 10:33	

LABORATORY CONTROL SAMPLE: 3556125

Parameter	Units	Spike Conc.	LCS Result	LCS % Rec	% Rec Limits	Qualifiers
Mercury	mg/L	0.0025	0.0027	108	80-120	

MATRIX SPIKE & MATRIX SPIKE DUPLICATE: 3556126 3556127

Parameter	Units	92587091020 Result	MS Spike Conc.	MSD Spike Conc.	MS Result	MSD Result	MS % Rec	MSD % Rec	% Rec Limits	RPD	Max RPD	Qual
Mercury	mg/L	ND	0.0025	0.0025	0.0024	0.0026	96	101	75-125	5	20	

Results presented on this page are in the units indicated by the "Units" column except where an alternate unit is presented to the right of the result.

REPORT OF LABORATORY ANALYSIS

This report shall not be reproduced, except in full,
without the written consent of Pace Analytical Services, LLC.

Pace Analytical Services, LLC
110 Technology Parkway
Peachtree Corners, GA 30092
(770)734-4200

QUALITY CONTROL DATA

Project: YATES AMA-R6
Pace Project No.: 92587090

QC Batch: 679677
QC Batch Method: EPA 7470A
Analysis Method: EPA 7470A
Analysis Description: 7470 Mercury
Laboratory: Pace Analytical Services - Peachtree Corners, GA
Associated Lab Samples: 92587090006, 92587090007, 92587090014, 92587090015, 92587090016, 92587090017, 92587090018, 92587090019, 92587090020, 92587090021, 92587090022, 92587090023, 92587090024, 92587090025

METHOD BLANK: 3556138
Matrix: Water
Associated Lab Samples: 92587090006, 92587090007, 92587090014, 92587090015, 92587090016, 92587090017, 92587090018, 92587090019, 92587090020, 92587090021, 92587090022, 92587090023, 92587090024, 92587090025

Parameter	Units	Blank Result	Reporting Limit	MDL	Analyzed	Qualifiers
Mercury	mg/L	ND	0.00020	0.00013	02/22/22 09:19	

LABORATORY CONTROL SAMPLE: 3556139

Parameter	Units	Spike Conc.	LCS Result	LCS % Rec	% Rec Limits	Qualifiers
Mercury	mg/L	0.0025	0.0027	106	80-120	

MATRIX SPIKE & MATRIX SPIKE DUPLICATE: 3556140 3556141

Parameter	Units	92587090014 Result	MS Spike Conc.	MSD Spike Conc.	MS Result	MSD Result	MS % Rec	MSD % Rec	% Rec Limits	RPD	Max RPD	Qual
Mercury	mg/L	ND	0.0025	0.0025	0.0026	0.0026	102	102	75-125	0	20	

Results presented on this page are in the units indicated by the "Units" column except where an alternate unit is presented to the right of the result.

REPORT OF LABORATORY ANALYSIS

This report shall not be reproduced, except in full,
without the written consent of Pace Analytical Services, LLC.

Pace Analytical Services, LLC
110 Technology Parkway
Peachtree Corners, GA 30092
(770)734-4200

QUALITY CONTROL DATA

Project: YATES AMA-R6
Pace Project No.: 92587090

QC Batch: 678110 | Analysis Method: SM 2540C-2015
QC Batch Method: SM 2540C-2015 | Analysis Description: 2540C Total Dissolved Solids
Laboratory: Pace Analytical Services - Peachtree Corners, GA
Associated Lab Samples: 92587090001, 92587090002, 92587090003, 92587090004, 92587090005

METHOD BLANK: 3548928 Matrix: Water
Associated Lab Samples: 92587090001, 92587090002, 92587090003, 92587090004, 92587090005

Parameter	Units	Blank Result	Reporting Limit	MDL	Analyzed	Qualifiers
Total Dissolved Solids	mg/L	ND	10.0	10.0	02/14/22 15:13	

LABORATORY CONTROL SAMPLE: 3548929

Parameter	Units	Spike Conc.	LCS Result	LCS % Rec	% Rec Limits	Qualifiers
Total Dissolved Solids	mg/L	400	379	95	80-120	

SAMPLE DUPLICATE: 3548930

Parameter	Units	92587701001 Result	Dup Result	RPD	Max RPD	Qualifiers
Total Dissolved Solids	mg/L	299	297	1	25	

SAMPLE DUPLICATE: 3548931

Parameter	Units	92587089005 Result	Dup Result	RPD	Max RPD	Qualifiers
Total Dissolved Solids	mg/L	ND	ND		25	

Results presented on this page are in the units indicated by the "Units" column except where an alternate unit is presented to the right of the result.

REPORT OF LABORATORY ANALYSIS

This report shall not be reproduced, except in full,
without the written consent of Pace Analytical Services, LLC.

Pace Analytical Services, LLC
110 Technology Parkway
Peachtree Corners, GA 30092
(770)734-4200

QUALITY CONTROL DATA

Project: YATES AMA-R6
Pace Project No.: 92587090

QC Batch: 679091
QC Batch Method: SM 2540C-2015
Analysis Method: SM 2540C-2015
Analysis Description: 2540C Total Dissolved Solids
Laboratory: Pace Analytical Services - Peachtree Corners, GA
Associated Lab Samples: 92587090006, 92587090007

METHOD BLANK: 3553375 Matrix: Water
Associated Lab Samples: 92587090006, 92587090007

Parameter	Units	Blank Result	Reporting Limit	MDL	Analyzed	Qualifiers
Total Dissolved Solids	mg/L	ND	10.0	10.0	02/17/22 16:05	

LABORATORY CONTROL SAMPLE: 3553376

Parameter	Units	Spike Conc.	LCS Result	LCS % Rec	% Rec Limits	Qualifiers
Total Dissolved Solids	mg/L	400	374	94	80-120	

SAMPLE DUPLICATE: 3553377

Parameter	Units	92587319023 Result	Dup Result	RPD	Max RPD	Qualifiers
Total Dissolved Solids	mg/L	299	300	0	25	

SAMPLE DUPLICATE: 3553378

Parameter	Units	92587089012 Result	Dup Result	RPD	Max RPD	Qualifiers
Total Dissolved Solids	mg/L	190	186	2	25	

Results presented on this page are in the units indicated by the "Units" column except where an alternate unit is presented to the right of the result.

REPORT OF LABORATORY ANALYSIS

This report shall not be reproduced, except in full,
without the written consent of Pace Analytical Services, LLC.

Pace Analytical Services, LLC
110 Technology Parkway
Peachtree Corners, GA 30092
(770)734-4200

QUALITY CONTROL DATA

Project: YATES AMA-R6
Pace Project No.: 92587090

QC Batch: 679094
QC Batch Method: SM 2540C-2015
Analysis Method: SM 2540C-2015
Analysis Description: 2540C Total Dissolved Solids
Laboratory: Pace Analytical Services - Peachtree Corners, GA
Associated Lab Samples: 92587090008, 92587090009, 92587090010, 92587090011, 92587090012, 92587090013, 92587090014, 92587090015, 92587090016, 92587090017, 92587090018, 92587090019, 92587090020, 92587090021, 92587090022, 92587090023

METHOD BLANK: 3553381 Matrix: Water
Associated Lab Samples: 92587090008, 92587090009, 92587090010, 92587090011, 92587090012, 92587090013, 92587090014, 92587090015, 92587090016, 92587090017, 92587090018, 92587090019, 92587090020, 92587090021, 92587090022, 92587090023

Parameter	Units	Blank Result	Reporting Limit	MDL	Analyzed	Qualifiers
Total Dissolved Solids	mg/L	ND	10.0	10.0	02/17/22 17:00	

LABORATORY CONTROL SAMPLE: 3553382

Parameter	Units	Spike Conc.	LCS Result	LCS % Rec	% Rec Limits	Qualifiers
Total Dissolved Solids	mg/L	400	365	91	80-120	

SAMPLE DUPLICATE: 3553383

Parameter	Units	92587090008 Result	Dup Result	RPD	Max RPD	Qualifiers
Total Dissolved Solids	mg/L	772	800	4	25	

SAMPLE DUPLICATE: 3553384

Parameter	Units	92587090019 Result	Dup Result	RPD	Max RPD	Qualifiers
Total Dissolved Solids	mg/L	48.0	58.0	19	25	

Results presented on this page are in the units indicated by the "Units" column except where an alternate unit is presented to the right of the result.

REPORT OF LABORATORY ANALYSIS

This report shall not be reproduced, except in full,
without the written consent of Pace Analytical Services, LLC.

Pace Analytical Services, LLC
110 Technology Parkway
Peachtree Corners, GA 30092
(770)734-4200

QUALITY CONTROL DATA

Project: YATES AMA-R6
Pace Project No.: 92587090

QC Batch: 679320
QC Batch Method: SM 2540C-2015
Analysis Method: SM 2540C-2015
Analysis Description: 2540C Total Dissolved Solids
Laboratory: Pace Analytical Services - Peachtree Corners, GA
Associated Lab Samples: 92587090024, 92587090025

METHOD BLANK: 3554464 Matrix: Water
Associated Lab Samples: 92587090024, 92587090025

Parameter	Units	Blank Result	Reporting Limit	MDL	Analyzed	Qualifiers
Total Dissolved Solids	mg/L	ND	10.0	10.0	02/18/22 17:46	

LABORATORY CONTROL SAMPLE: 3554465

Parameter	Units	Spike Conc.	LCS Result	LCS % Rec	% Rec Limits	Qualifiers
Total Dissolved Solids	mg/L	400	368	92	80-120	

SAMPLE DUPLICATE: 3554466

Parameter	Units	92587090024 Result	Dup Result	RPD	Max RPD	Qualifiers
Total Dissolved Solids	mg/L	382	370	3	25	

SAMPLE DUPLICATE: 3554467

Parameter	Units	92587881022 Result	Dup Result	RPD	Max RPD	Qualifiers
Total Dissolved Solids	mg/L	618	588	5	25	

Results presented on this page are in the units indicated by the "Units" column except where an alternate unit is presented to the right of the result.

REPORT OF LABORATORY ANALYSIS

This report shall not be reproduced, except in full,
without the written consent of Pace Analytical Services, LLC.

Pace Analytical Services, LLC
110 Technology Parkway
Peachtree Corners, GA 30092
(770)734-4200

QUALITY CONTROL DATA

Project: YATES AMA-R6
Pace Project No.: 92587090

QC Batch: 678235
QC Batch Method: EPA 300.0 Rev 2.1 1993
Analysis Method: EPA 300.0 Rev 2.1 1993
Analysis Description: 300.0 IC Anions
Laboratory: Pace Analytical Services - Asheville
Associated Lab Samples: 92587090001, 92587090002, 92587090003, 92587090004, 92587090005

METHOD BLANK: 3549593 Matrix: Water
Associated Lab Samples: 92587090001, 92587090002, 92587090003, 92587090004, 92587090005

Parameter	Units	Blank Result	Reporting Limit	MDL	Analyzed	Qualifiers
Chloride	mg/L	ND	1.0	0.60	02/15/22 01:58	
Fluoride	mg/L	ND	0.10	0.050	02/15/22 01:58	
Sulfate	mg/L	ND	1.0	0.50	02/15/22 01:58	

LABORATORY CONTROL SAMPLE: 3549594

Parameter	Units	Spike Conc.	LCS Result	LCS % Rec	% Rec Limits	Qualifiers
Chloride	mg/L	50	51.8	104	90-110	
Fluoride	mg/L	2.5	2.5	101	90-110	
Sulfate	mg/L	50	51.0	102	90-110	

MATRIX SPIKE & MATRIX SPIKE DUPLICATE: 3549595 3549596

Parameter	Units	92585602018 Result	MS Spike Conc.	MSD Spike Conc.	MS Result	MSD Result	MS % Rec	MSD % Rec	% Rec Limits	RPD	Max RPD	Qual
Chloride	mg/L	10.2	50	50	64.0	63.6	108	107	90-110	1	10	
Fluoride	mg/L	ND	2.5	2.5	2.7	2.7	106	105	90-110	1	10	
Sulfate	mg/L	20.0	50	50	73.7	73.7	107	107	90-110	0	10	

MATRIX SPIKE & MATRIX SPIKE DUPLICATE: 3549597 3549598

Parameter	Units	92587089005 Result	MS Spike Conc.	MSD Spike Conc.	MS Result	MSD Result	MS % Rec	MSD % Rec	% Rec Limits	RPD	Max RPD	Qual
Chloride	mg/L	ND	50	50	52.3	53.6	105	107	90-110	2	10	
Fluoride	mg/L	ND	2.5	2.5	2.6	2.7	104	107	90-110	3	10	
Sulfate	mg/L	ND	50	50	52.2	53.5	104	107	90-110	2	10	

Results presented on this page are in the units indicated by the "Units" column except where an alternate unit is presented to the right of the result.

REPORT OF LABORATORY ANALYSIS

This report shall not be reproduced, except in full,
without the written consent of Pace Analytical Services, LLC.

Pace Analytical Services, LLC
110 Technology Parkway
Peachtree Corners, GA 30092
(770)734-4200

QUALITY CONTROL DATA

Project: YATES AMA-R6
Pace Project No.: 92587090

QC Batch: 679365
QC Batch Method: EPA 300.0 Rev 2.1 1993
Analysis Method: EPA 300.0 Rev 2.1 1993
Analysis Description: 300.0 IC Anions
Laboratory: Pace Analytical Services - Asheville
Associated Lab Samples: 92587090006, 92587090007, 92587090008, 92587090009, 92587090010, 92587090011, 92587090012, 92587090013, 92587090014, 92587090015, 92587090016

METHOD BLANK: 3554816 Matrix: Water
Associated Lab Samples: 92587090006, 92587090007, 92587090008, 92587090009, 92587090010, 92587090011, 92587090012, 92587090013, 92587090014, 92587090015, 92587090016

Parameter	Units	Blank Result	Reporting Limit	MDL	Analyzed	Qualifiers
Chloride	mg/L	ND	1.0	0.60	02/19/22 13:13	
Fluoride	mg/L	ND	0.10	0.050	02/19/22 13:13	
Sulfate	mg/L	ND	1.0	0.50	02/19/22 13:13	

LABORATORY CONTROL SAMPLE: 3554817

Parameter	Units	Spike Conc.	LCS Result	LCS % Rec	% Rec Limits	Qualifiers
Chloride	mg/L	50	51.6	103	90-110	
Fluoride	mg/L	2.5	2.6	103	90-110	
Sulfate	mg/L	50	51.5	103	90-110	

MATRIX SPIKE & MATRIX SPIKE DUPLICATE: 3554818 3554819

Parameter	Units	92587091018 Result	MS Spike Conc.	MSD Spike Conc.	MS Result	MSD Result	MS % Rec	MSD % Rec	% Rec Limits	RPD	Max RPD	Qual
Chloride	mg/L	4.4	50	50	54.8	55.6	101	102	90-110	1	10	
Fluoride	mg/L	ND	2.5	2.5	2.6	2.7	104	106	90-110	2	10	
Sulfate	mg/L	2.4	50	50	52.5	53.6	100	102	90-110	2	10	

MATRIX SPIKE & MATRIX SPIKE DUPLICATE: 3554820 3554821

Parameter	Units	92587090007 Result	MS Spike Conc.	MSD Spike Conc.	MS Result	MSD Result	MS % Rec	MSD % Rec	% Rec Limits	RPD	Max RPD	Qual
Chloride	mg/L	4.2	50	50	55.9	56.1	103	104	90-110	0	10	
Fluoride	mg/L	ND	2.5	2.5	3.0	3.1	121	123	90-110	1	10	M1
Sulfate	mg/L	452	50	50	488	491	73	78	90-110	1	10	M1

Results presented on this page are in the units indicated by the "Units" column except where an alternate unit is presented to the right of the result.

REPORT OF LABORATORY ANALYSIS

This report shall not be reproduced, except in full,
without the written consent of Pace Analytical Services, LLC.

Pace Analytical Services, LLC
110 Technology Parkway
Peachtree Corners, GA 30092
(770)734-4200

QUALITY CONTROL DATA

Project: YATES AMA-R6
Pace Project No.: 92587090

QC Batch: 679850
QC Batch Method: EPA 300.0 Rev 2.1 1993
Analysis Method: EPA 300.0 Rev 2.1 1993
Analysis Description: 300.0 IC Anions
Laboratory: Pace Analytical Services - Asheville
Associated Lab Samples: 92587090017, 92587090018, 92587090019, 92587090020, 92587090021, 92587090022, 92587090023, 92587090024, 92587090025

METHOD BLANK: 3557210 Matrix: Water
Associated Lab Samples: 92587090017, 92587090018, 92587090019, 92587090020, 92587090021, 92587090022, 92587090023, 92587090024, 92587090025

Parameter	Units	Blank Result	Reporting Limit	MDL	Analyzed	Qualifiers
Chloride	mg/L	ND	1.0	0.60	02/21/22 19:52	
Fluoride	mg/L	ND	0.10	0.050	02/21/22 19:52	
Sulfate	mg/L	ND	1.0	0.50	02/21/22 19:52	

LABORATORY CONTROL SAMPLE: 3557211

Parameter	Units	Spike Conc.	LCS Result	LCS % Rec	% Rec Limits	Qualifiers
Chloride	mg/L	50	49.9	100	90-110	
Fluoride	mg/L	2.5	2.5	101	90-110	
Sulfate	mg/L	50	50.5	101	90-110	

MATRIX SPIKE & MATRIX SPIKE DUPLICATE: 3557212 3557213

Parameter	Units	92587090017 Result	MS Spike Conc.	MSD Spike Conc.	MS Result	MSD Result	MS % Rec	MSD % Rec	% Rec Limits	RPD	Max RPD	Qual
Chloride	mg/L	8.7	50	50	62.9	64.5	108	112	90-110	3	10	M1
Fluoride	mg/L	ND	2.5	2.5	2.9	3.0	115	119	90-110	3	10	M1
Sulfate	mg/L	ND	50	50	56.2	57.3	112	114	90-110	2	10	M1

MATRIX SPIKE & MATRIX SPIKE DUPLICATE: 3557214 3557215

Parameter	Units	92587090024 Result	MS Spike Conc.	MSD Spike Conc.	MS Result	MSD Result	MS % Rec	MSD % Rec	% Rec Limits	RPD	Max RPD	Qual
Chloride	mg/L	12.5	50	50	66.6	68.4	108	112	90-110	3	10	M1
Fluoride	mg/L	0.17	2.5	2.5	2.9	3.0	108	112	90-110	4	10	M1
Sulfate	mg/L	115	50	50	163	165	95	99	90-110	1	10	

Results presented on this page are in the units indicated by the "Units" column except where an alternate unit is presented to the right of the result.

REPORT OF LABORATORY ANALYSIS

This report shall not be reproduced, except in full,
without the written consent of Pace Analytical Services, LLC.

Pace Analytical Services, LLC
110 Technology Parkway
Peachtree Corners, GA 30092
(770)734-4200

QUALIFIERS

Project: YATES AMA-R6
Pace Project No.: 92587090

DEFINITIONS

DF - Dilution Factor, if reported, represents the factor applied to the reported data due to dilution of the sample aliquot.

ND - Not Detected at or above adjusted reporting limit.

TNTC - Too Numerous To Count

J - Estimated concentration above the adjusted method detection limit and below the adjusted reporting limit.

MDL - Adjusted Method Detection Limit.

PQL - Practical Quantitation Limit.

RL - Reporting Limit - The lowest concentration value that meets project requirements for quantitative data with known precision and bias for a specific analyte in a specific matrix.

S - Surrogate

1,2-Diphenylhydrazine decomposes to and cannot be separated from Azobenzene using Method 8270. The result for each analyte is a combined concentration.

Consistent with EPA guidelines, unrounded data are displayed and have been used to calculate % recovery and RPD values.

LCS(D) - Laboratory Control Sample (Duplicate)

MS(D) - Matrix Spike (Duplicate)

DUP - Sample Duplicate

RPD - Relative Percent Difference

NC - Not Calculable.

SG - Silica Gel - Clean-Up

U - Indicates the compound was analyzed for, but not detected.

Acid preservation may not be appropriate for 2 Chloroethylvinyl ether.

A separate vial preserved to a pH of 4-5 is recommended in SW846 Chapter 4 for the analysis of Acrolein and Acrylonitrile by EPA Method 8260.

N-Nitrosodiphenylamine decomposes and cannot be separated from Diphenylamine using Method 8270. The result reported for each analyte is a combined concentration.

Reported results are not rounded until the final step prior to reporting. Therefore, calculated parameters that are typically reported as "Total" may vary slightly from the sum of the reported component parameters.

Pace Analytical is TNI accredited. Contact your Pace PM for the current list of accredited analytes.

TNI - The NELAC Institute.

ANALYTE QUALIFIERS

B	Analyte was detected in the associated method blank.
M1	Matrix spike recovery exceeded QC limits. Batch accepted based on laboratory control sample (LCS) recovery.

This report shall not be reproduced, except in full,
without the written consent of Pace Analytical Services, LLC.

Pace Analytical Services, LLC
110 Technology Parkway
Peachtree Corners, GA 30092
(770)734-4200

QUALITY CONTROL DATA CROSS REFERENCE TABLE

Project: YATES AMA-R6
Pace Project No.: 92587090

Lab ID	Sample ID	QC Batch Method	QC Batch	Analytical Method	Analytical Batch
92587090001	YGWC-49				
92587090002	YGWC-41				
92587090004	YGWC-43				
92587090006	YAMW-5				
92587090007	PZ-37				
92587090009	PZ-51				
92587090010	YAMW-1				
92587090011	PZ-35				
92587090012	YAMW-4				
92587090013	YGWC-23S				
92587090014	YGWC-38				
92587090015	YGWC-42				
92587090016	YGWC-24SA				
92587090018	YGWC-36A				
92587090019	YAMW-2				
92587090020	YAMW-3				
92587090024	PZ-37D				
92587090025	PZ-52D				
92587090001	YGWC-49	EPA 3010A	680455	EPA 6010D	680679
92587090002	YGWC-41	EPA 3010A	680455	EPA 6010D	680679
92587090003	AMA-DUP-2	EPA 3010A	680455	EPA 6010D	680679
92587090004	YGWC-43	EPA 3010A	680455	EPA 6010D	680679
92587090005	AMA-EB-1	EPA 3010A	680455	EPA 6010D	680679
92587090006	YAMW-5	EPA 3010A	680455	EPA 6010D	680679
92587090007	PZ-37	EPA 3010A	680455	EPA 6010D	680679
92587090008	AMA-DUP-4	EPA 3010A	680455	EPA 6010D	680679
92587090009	PZ-51	EPA 3010A	680455	EPA 6010D	680679
92587090010	YAMW-1	EPA 3010A	680455	EPA 6010D	680679
92587090011	PZ-35	EPA 3010A	680455	EPA 6010D	680679
92587090012	YAMW-4	EPA 3010A	680455	EPA 6010D	680679
92587090013	YGWC-23S	EPA 3010A	680455	EPA 6010D	680679
92587090014	YGWC-38	EPA 3010A	680455	EPA 6010D	680679
92587090015	YGWC-42	EPA 3010A	680455	EPA 6010D	680679
92587090016	YGWC-24SA	EPA 3010A	680455	EPA 6010D	680679
92587090017	AMA-DUP-1	EPA 3010A	680455	EPA 6010D	680679
92587090018	YGWC-36A	EPA 3010A	680455	EPA 6010D	680679
92587090019	YAMW-2	EPA 3010A	680455	EPA 6010D	680679
92587090020	YAMW-3	EPA 3010A	680603	EPA 6010D	680696
92587090021	AMA-EB-2	EPA 3010A	680603	EPA 6010D	680696
92587090022	AMA-FB-1	EPA 3010A	680603	EPA 6010D	680696
92587090023	AMA-FB-2	EPA 3010A	680603	EPA 6010D	680696
92587090024	PZ-37D	EPA 3010A	680603	EPA 6010D	680696
92587090025	PZ-52D	EPA 3010A	680603	EPA 6010D	680696
92587090001	YGWC-49	EPA 3005A	680454	EPA 6020B	680691
92587090002	YGWC-41	EPA 3005A	680454	EPA 6020B	680691
92587090003	AMA-DUP-2	EPA 3005A	680454	EPA 6020B	680691
92587090004	YGWC-43	EPA 3005A	680454	EPA 6020B	680691

This report shall not be reproduced, except in full,
without the written consent of Pace Analytical Services, LLC.

Pace Analytical Services, LLC
110 Technology Parkway
Peachtree Corners, GA 30092
(770)734-4200

QUALITY CONTROL DATA CROSS REFERENCE TABLE

Project: YATES AMA-R6
Pace Project No.: 92587090

Lab ID	Sample ID	QC Batch Method	QC Batch	Analytical Method	Analytical Batch
92587090005	AMA-EB-1	EPA 3005A	680454	EPA 6020B	680691
92587090006	YAMW-5	EPA 3005A	680454	EPA 6020B	680691
92587090007	PZ-37	EPA 3005A	680454	EPA 6020B	680691
92587090008	AMA-DUP-4	EPA 3005A	680454	EPA 6020B	680691
92587090009	PZ-51	EPA 3005A	680454	EPA 6020B	680691
92587090010	YAMW-1	EPA 3005A	680454	EPA 6020B	680691
92587090011	PZ-35	EPA 3005A	680454	EPA 6020B	680691
92587090012	YAMW-4	EPA 3005A	680454	EPA 6020B	680691
92587090013	YGWC-23S	EPA 3005A	680454	EPA 6020B	680691
92587090014	YGWC-38	EPA 3005A	680454	EPA 6020B	680691
92587090015	YGWC-42	EPA 3005A	680454	EPA 6020B	680691
92587090016	YGWC-24SA	EPA 3005A	680454	EPA 6020B	680691
92587090017	AMA-DUP-1	EPA 3005A	680454	EPA 6020B	680691
92587090018	YGWC-36A	EPA 3005A	680454	EPA 6020B	680691
92587090019	YAMW-2	EPA 3005A	680454	EPA 6020B	680691
92587090020	YAMW-3	EPA 3005A	680454	EPA 6020B	680691
92587090021	AMA-EB-2	EPA 3005A	680607	EPA 6020B	680745
92587090022	AMA-FB-1	EPA 3005A	680607	EPA 6020B	680745
92587090023	AMA-FB-2	EPA 3005A	680607	EPA 6020B	680745
92587090024	PZ-37D	EPA 3005A	680607	EPA 6020B	680745
92587090025	PZ-52D	EPA 3005A	680607	EPA 6020B	680745
92587090001	YGWC-49	EPA 7470A	678404	EPA 7470A	678664
92587090002	YGWC-41	EPA 7470A	678404	EPA 7470A	678664
92587090003	AMA-DUP-2	EPA 7470A	678404	EPA 7470A	678664
92587090004	YGWC-43	EPA 7470A	678404	EPA 7470A	678664
92587090005	AMA-EB-1	EPA 7470A	678404	EPA 7470A	678664
92587090006	YAMW-5	EPA 7470A	679677	EPA 7470A	679818
92587090007	PZ-37	EPA 7470A	679677	EPA 7470A	679818
92587090008	AMA-DUP-4	EPA 7470A	679675	EPA 7470A	679921
92587090009	PZ-51	EPA 7470A	679675	EPA 7470A	679921
92587090010	YAMW-1	EPA 7470A	679675	EPA 7470A	679921
92587090011	PZ-35	EPA 7470A	679675	EPA 7470A	679921
92587090012	YAMW-4	EPA 7470A	679675	EPA 7470A	679921
92587090013	YGWC-23S	EPA 7470A	679675	EPA 7470A	679921
92587090014	YGWC-38	EPA 7470A	679677	EPA 7470A	679818
92587090015	YGWC-42	EPA 7470A	679677	EPA 7470A	679818
92587090016	YGWC-24SA	EPA 7470A	679677	EPA 7470A	679818
92587090017	AMA-DUP-1	EPA 7470A	679677	EPA 7470A	679818
92587090018	YGWC-36A	EPA 7470A	679677	EPA 7470A	679818
92587090019	YAMW-2	EPA 7470A	679677	EPA 7470A	679818
92587090020	YAMW-3	EPA 7470A	679677	EPA 7470A	679818
92587090021	AMA-EB-2	EPA 7470A	679677	EPA 7470A	679818
92587090022	AMA-FB-1	EPA 7470A	679677	EPA 7470A	679818
92587090023	AMA-FB-2	EPA 7470A	679677	EPA 7470A	679818
92587090024	PZ-37D	EPA 7470A	679677	EPA 7470A	679818
92587090025	PZ-52D	EPA 7470A	679677	EPA 7470A	679818

This report shall not be reproduced, except in full,
without the written consent of Pace Analytical Services, LLC.

Pace Analytical Services, LLC
110 Technology Parkway
Peachtree Corners, GA 30092
(770)734-4200

QUALITY CONTROL DATA CROSS REFERENCE TABLE

Project: YATES AMA-R6
Pace Project No.: 92587090

Lab ID	Sample ID	QC Batch Method	QC Batch	Analytical Method	Analytical Batch
92587090001	**YGWC-49**	SM 2540C-2015	678110		
92587090002	**YGWC-41**	SM 2540C-2015	678110		
92587090003	**AMA-DUP-2**	SM 2540C-2015	678110		
92587090004	**YGWC-43**	SM 2540C-2015	678110		
92587090005	**AMA-EB-1**	SM 2540C-2015	678110		
92587090006	**YAMW-5**	SM 2540C-2015	679091		
92587090007	**PZ-37**	SM 2540C-2015	679091		
92587090008	**AMA-DUP-4**	SM 2540C-2015	679094		
92587090009	**PZ-51**	SM 2540C-2015	679094		
92587090010	**YAMW-1**	SM 2540C-2015	679094		
92587090011	**PZ-35**	SM 2540C-2015	679094		
92587090012	**YAMW-4**	SM 2540C-2015	679094		
92587090013	**YGWC-23S**	SM 2540C-2015	679094		
92587090014	**YGWC-38**	SM 2540C-2015	679094		
92587090015	**YGWC-42**	SM 2540C-2015	679094		
92587090016	**YGWC-24SA**	SM 2540C-2015	679094		
92587090017	**AMA-DUP-1**	SM 2540C-2015	679094		
92587090018	**YGWC-36A**	SM 2540C-2015	679094		
92587090019	**YAMW-2**	SM 2540C-2015	679094		
92587090020	**YAMW-3**	SM 2540C-2015	679094		
92587090021	**AMA-EB-2**	SM 2540C-2015	679094		
92587090022	**AMA-FB-1**	SM 2540C-2015	679094		
92587090023	**AMA-FB-2**	SM 2540C-2015	679094		
92587090024	**PZ-37D**	SM 2540C-2015	679320		
92587090025	**PZ-52D**	SM 2540C-2015	679320		
92587090001	**YGWC-49**	EPA 300.0 Rev 2.1 1993	678235		
92587090002	**YGWC-41**	EPA 300.0 Rev 2.1 1993	678235		
92587090003	**AMA-DUP-2**	EPA 300.0 Rev 2.1 1993	678235		
92587090004	**YGWC-43**	EPA 300.0 Rev 2.1 1993	678235		
92587090005	**AMA-EB-1**	EPA 300.0 Rev 2.1 1993	678235		
92587090006	**YAMW-5**	EPA 300.0 Rev 2.1 1993	679365		
92587090007	**PZ-37**	EPA 300.0 Rev 2.1 1993	679365		
92587090008	**AMA-DUP-4**	EPA 300.0 Rev 2.1 1993	679365		
92587090009	**PZ-51**	EPA 300.0 Rev 2.1 1993	679365		
92587090010	**YAMW-1**	EPA 300.0 Rev 2.1 1993	679365		
92587090011	**PZ-35**	EPA 300.0 Rev 2.1 1993	679365		
92587090012	**YAMW-4**	EPA 300.0 Rev 2.1 1993	679365		
92587090013	**YGWC-23S**	EPA 300.0 Rev 2.1 1993	679365		
92587090014	**YGWC-38**	EPA 300.0 Rev 2.1 1993	679365		
92587090015	**YGWC-42**	EPA 300.0 Rev 2.1 1993	679365		
92587090016	**YGWC-24SA**	EPA 300.0 Rev 2.1 1993	679365		
92587090017	**AMA-DUP-1**	EPA 300.0 Rev 2.1 1993	679850		
92587090018	**YGWC-36A**	EPA 300.0 Rev 2.1 1993	679850		
92587090019	**YAMW-2**	EPA 300.0 Rev 2.1 1993	679850		
92587090020	**YAMW-3**	EPA 300.0 Rev 2.1 1993	679850		
92587090021	**AMA-EB-2**	EPA 300.0 Rev 2.1 1993	679850		

REPORT OF LABORATORY ANALYSIS

This report shall not be reproduced, except in full,
without the written consent of Pace Analytical Services, LLC.

Pace Analytical Services, LLC
110 Technology Parkway
Peachtree Corners, GA 30092
(770)734-4200

QUALITY CONTROL DATA CROSS REFERENCE TABLE

Project: YATES AMA-R6
Pace Project No.: 92587090

Lab ID	Sample ID	QC Batch Method	QC Batch	Analytical Method	Analytical Batch
92587090022	**AMA-FB-1**	EPA 300.0 Rev 2.1 1993	679850		
92587090023	**AMA-FB-2**	EPA 300.0 Rev 2.1 1993	679850		
92587090024	**PZ-37D**	EPA 300.0 Rev 2.1 1993	679850		
92587090025	**PZ-52D**	EPA 300.0 Rev 2.1 1993	679850		

This report shall not be reproduced, except in full,
without the written consent of Pace Analytical Services, LLC.

Pace Analytical	Document Name: Sample Condition Upon Receipt (SCUR)	Document Revised: November 15, 2021 Page 1 of 2
	Document No.: F-CAR-CS-033-Rev.08	Issuing Authority: Pace Carolinas Quality Office

Laboratory receiving samples:
Asheville ☐ Eden ☐ Greenwood ☐ Huntersville ☐ Raleigh ☐ Mechanicsville ☐ Atlanta ☑ Kernersville ☐

Sample Condition Upon Receipt

Client Name: GA Power Project #:

WO# : 92587090

92587090

Courier: ☐ Commercial ☐ Fed Ex ☐ Pace ☐ UPS ☐ USPS ☐ Other: ☐ Client

Custody Seal Present? ☐ Yes ☑ No Seals Intact? ☐ Yes ☐ No

Date/Initials Person Examining Contents: 2/9/22

Packing Material: ☐ Bubble Wrap ☐ Bubble Bags ☑ None ☐ Other

Biological Tissue Frozen? ☐ Yes ☐ No ☐ N/A

Thermometer: ☐ IR Gun ID: 083 Type of Ice: ☑ Wet ☐ Blue ☐ None

Cooler Temp: 2.3 Correction Factor: Add/Subtract (°C) +0.2

Temp should be above freezing to 6°C
☐ Samples out of temp criteria. Samples on ice, cooling process has begun

Cooler Temp Corrected (°C): 2.5

USDA Regulated Soil (☐ N/A, water sample)
Did samples originate in a quarantine zone within the United States: CA, NY, or SC (check maps)? ☐ Yes ☐ No

Did samples originate from a foreign source (internationally, including Hawaii and Puerto Rico)? ☐ Yes ☐ No

				Comments/Discrepancy:
Chain of Custody Present?	☑ Yes	☐ No	☐ N/A	1.
Samples Arrived within Hold Time?	☑ Yes	☐ No	☐ N/A	2.
Short Hold Time Analysis (<72 hr.)?	☐ Yes	☑ No	☐ N/A	3.
Rush Turn Around Time Requested?	☐ Yes	☑ No	☐ N/A	4.
Sufficient Volume?	☑ Yes	☐ No	☐ N/A	5.
Correct Containers Used?	☑ Yes	☐ No	☐ N/A	6.
-Pace Containers Used?	☑ Yes	☐ No	☐ N/A	
Containers Intact?	☑ Yes	☐ No	☐ N/A	7.
Dissolved analysis: Samples Field Filtered?	☐ Yes	☐ No	☑ N/A	8.
Sample Labels Match COC?	☑ Yes	☐ No	☐ N/A	9.
-Includes Date/Time/ID/Analysis Matrix: W				
Headspace in VOA Vials (>5-6mm)?	☐ Yes	☐ No	☑ N/A	10.
Trip Blank Present?	☐ Yes	☐ No	☑ N/A	11.
Trip Blank Custody Seals Present?	☐ Yes	☐ No	☑ N/A	

COMMENTS/SAMPLE DISCREPANCY

Field Data Required? ☐ Yes ☐ No

Lot ID of split containers:

CLIENT NOTIFICATION/RESOLUTION

Person contacted: Date/Time:

Project Manager SCURF Review: Date:

Project Manager SRF Review: Date:

*Check mark top half of box if pH and/or dechlorination is verified and within the acceptance range for preservation samples.

Exceptions: VOA, Coliform, TOC, O&G, DRO/8015 (water) DOC, ITHg

**Bottom half of box is to list number of bottles

Project # **WO# : 92587090**

PM: NMG Due Date: 02/23/22

CLIENT: GA-GA Power

Item#	BP4U-125 mL Plastic Unpreserved (N/A) (Cl-)	BP3U-250 mL Plastic Unpreserved (N/A)	BP2U-500 mL Plastic Unpreserved (N/A)	BP1U-1 liter Plastic Unpreserved (N/A)	BP4S-125 mL Plastic H2SO4 (pH < 2) (Cl-)	BP3N-250 mL plastic HNO3 (pH < 2)	BP4Z-125 mL Plastic ZN Acetate & NaOH (>9)	BP4B-125 mL Plastic NaOH (pH > 12) (Cl-)	WGFU-Wide-mouthed Glass jar Unpreserved	AG1U-1 liter Amber Unpreserved (N/A) (Cl-)	AG1H-1 liter Amber HCl (pH < 2)	AG3U-250 mL Amber Unpreserved (N/A) (Cl-)	AG1S-1 liter Amber H2SO4 (pH < 2)	AG3S-250 mL Amber H2SO4 (pH < 2)	AG3A(DG3A)-250 mL Amber NH4Cl (N/A)(Cl-)	DG9H-40 mL VOA HCl (N/A)	VG9T-40 mL VOA Na2S2O3 (N/A)	VG9U-40 mL VOA Unpreserved (N/A)	DG9P-40 mL VOA H3PO4 (N/A)	VOAK (3 vials per kit)-5035 kit (N/A)	V/GK (3 vials per kit)-VPH/Gas kit (N/A)	SPST-125 mL Sterile Plastic (N/A – lab)	SP2T-250 mL Sterile Plastic (N/A – lab)		BP3A-250 mL Plastic (NH2)2SO4 (9.3-9.7)	AG0U-100 mL Amber Unpreserved vials (N/A)	VSGU-20 mL Scintillation vials (N/A)	DG9U-40 mL Amber Unpreserved vials (N/A)
1		1	1			1																		2				
2		1	1			1																		2				
3		1	1			1																		2				
4		1	1			1																		2				
5		1	1			1																		2				
6																												
7																												
8																												
9																												
10																												
11																												
12																												

pH Adjustment Log for Preserved Samples

Sample ID	Type of Preservative	pH upon receipt	Date preservation adjusted	Time preservation adjusted	Amount of Preservative added	Lot #

Note: Whenever there is a discrepancy affecting North Carolina compliance samples, a copy of this form will be sent to the North Carolina DEHNR Certification Office (i.e. Out of hold, incorrect preservative, out of temp, incorrect containers.

CHAIN-OF-CUSTODY / Analytical Request Document

The Chain-of-Custody is a LEGAL DOCUMENT. All relevant fields must be completed accurately.

Page : 1 Of 1

Section A Required Client Information:		Section B Required Project Information:		Section C Invoice Information:	
Company:	GA Power	Report To:	SCS Contacts	Attention:	Southern Co.
Address:	Atlanta, GA	Copy To:	Arcadis Contacts	Company Name:	
				Address:	
Email To:		Purchase Order #:		Pace Quote:	
Phone:	Fax	Project Name:	Plant Yates AMA-R6	Pace Project Manager:	Nicole D'Oleo
Requested Due Date:		Project Number:		Pace Profile #:	10840

Regulatory Agency

State / Location

Georgia

ITEM #	SAMPLE ID (One Character per box. (A-Z, 0-9 / , -) Sample Ids must be unique)	MATRIX CODE (see valid codes to left)	SAMPLE TYPE (G=GRAB C=COMP)	COLLECTED START DATE	COLLECTED START TIME	COLLECTED END DATE	COLLECTED END TIME	SAMPLE TEMP AT COLLECTION	# OF CONTAINERS	Preservatives: Unpreserved	H2SO4	HNO3	HCl	NaOH	Na2S2O3	Methanol	Other	Analyses Test (Y/N)	App III/IV Metals	Cl, F, SO4	TDS (2540C)	RAD 9315/9320	Residual Chlorine (Y/N)	
1	~~YGWC-23S~~	WT	G	~~2/8/22~~	~~1020~~	–	–		5	2		3							X	X	X	X		pH:
2	~~YGWC-24SA~~	WT	G			–	–		5	2		3							X	X	X	X		pH:
3	~~AMA-DUP-1~~	WT	G			–	–		5	2		3							X	X	X	X		pH:
4	~~YGWC-38A~~	WT	G						5	2		3							X	X	X	X		pH:
5	YGWC-49	WT	G	2/8/22	1800	–	–		5	2		3							X	X	X	X		pH: 5.79
6	~~YGWC-38~~	WT	G			–	–		5	2		3							X	X	X	X		pH:
7	YGWC-41	WT	G	2/8/22	1620	–	–		5	2		3							X	X	X	X		pH: 5.07
8	AMA-DUP-2	WT	G	2/8/22	—	–	–		5	2		3							X	X	X	X		pH: —
9	~~YGWC-42~~	WT	G			–	–		5	2		3							X	X	X	X		pH:
10	~~YGWC-43~~	WT	G	~~[illegible]~~		–	–		5	2		3							X	X	X	X		pH:
11	~~YAMW-2~~	WT	G			–	–		5	2		3							X	X	X	X		pH:
12	~~YAMW-3~~	WT	G			–	–		5	2		3							X	X	X	X		pH:

ADDITIONAL COMMENTS	RELINQUISHED BY / AFFILIATION	DATE	TIME	ACCEPTED BY / AFFILIATION	DATE	TIME	SAMPLE CONDITIONS
Anions Suite 300.0 (Cl, F, Sulfate)	[signature] /Arcadis	2/9/22	0825	[signature] / Arcadis	2/9/22	0825	
App III Metals: Boron 6020B, Ca 6010D	[signature] / Arcadis	2/9/22	1018	[signature] / [illegible]	2/9	1018	
App IV: Metals 6020B: Antimony (Sb), Arsenic (As), Barium (Ba), Beryllium (Be), Cadmium (Cd), Chromium (Cr), Cobalt (Co), Lead (Pb), Lithium (Li), Molybdenum (Mo), Selenium (Se) 7040A: Mercury (Hg)							

SAMPLER NAME AND SIGNATURE

PRINT Name of SAMPLER: Kim Lapszynski

SIGNATURE of SAMPLER: [signature]

DATE Signed: 2/9/22

TEMP in C | Received on Ice (Y/N) | Custody Sealed Cooler (Y/N) | Samples Intact (Y/N)

CHAIN-OF-CUSTODY / Analytical Request Document

The Chain-of-Custody is a LEGAL DOCUMENT. All relevant fields must be completed accurately.

Page : | Of

Section A — Required Client Information:

Company:	GA Power
Address:	Atlanta, GA
Email To:	
Phone:	Fax:
Requested Due Date:	

Section B — Required Project Information:

Report To:	SCS Contacts
Copy To:	Arcadis Contacts
Purchase Order #:	
Project Name:	Plant Yates AMA-R6
Project Number:	

Section C — Invoice Information:

Attention:	Southern Co.
Company Name:	
Address:	
Pace Quote:	
Pace Project Manager:	Nicole D'Oleo
Pace Profile #:	10840

Regulatory Agency:

State / Location: Georgia

MATRIX CODE: Drinking Water DW; Water WT; Waste Water WW; Product P; Soil/Solid SL; Oil OL; Wipe WP; Air AR; Other OT; Tissue TS

ITEM #	SAMPLE ID (One Character per box. (A-Z, 0-9 / , -) Sample Ids must be unique)	MATRIX CODE (see valid codes to left)	SAMPLE TYPE (G=GRAB C=COMP)	COLLECTED START DATE	COLLECTED START TIME	COLLECTED END DATE	COLLECTED END TIME	SAMPLE TEMP AT COLLECTION	# OF CONTAINERS	Preservatives: Unpreserved	H2SO4	HNO3	HCl	NaOH	Na2S2O3	Methanol	Other	Analyses Test Y/N	App III/IV Metals	Cl, F, SO4	TDS (2540C)	RAD 9315/9320	Residual Chlorine (Y/N)	
1	~~YGWC-23S~~	WT	G			–	–		5	2		3							X	X	X	X		pH:
2	~~YGWC-24SA~~	WT	G			–	–		5	2		3							X	X	X	X		pH:
3	~~AMA-DUP-1~~	WT	G			–	–		5	2		3							X	X	X	X		pH:
4	~~YGWC-36A~~	WT	G			–	–		5	2		3							X	X	X	X		pH:
5	~~YGWC-49~~	WT	G			–	–		5	2		3							X	X	X	X		pH:
6	~~YGWC-38~~	WT	G			–	–		5	2		3							X	X	X	X		pH:
7	~~YGWC-4T~~	WT	G			–	–		5	2		3							X	X	X	X		pH:
8	~~AMA-DUP-2~~	WT	G			–	–		5	2		3							X	X	X	X		pH:
9	~~YGWC-42~~	WT	G			–	–		5	2		3							X	X	X	X		pH:
10	YGWC-43	WT	G	2/8/22	10:20	–	–		5	2		3							X	X	X	X		pH: 5.82
11	~~YAMW-2~~	WT	G			–	–		5	2		3							X	X	X	X		pH:
12	~~YAMW-3~~	WT	G			–	–		5	2		3							X	X	X	X		pH:

ADDITIONAL COMMENTS	RELINQUISHED BY / AFFILIATION	DATE	TIME	ACCEPTED BY / AFFILIATION	DATE	TIME	SAMPLE CONDITIONS
Anions Suite 300.0 (Cl, F, Sulfate)	Jessica Ware /Arcadis	2/9/22	0827		2/9/22	0827	
App III Metals: Boron 6020B, Ca 6010D		2/9/22	1018		2/9	10:18	
App IV: Metals 6020B: Antimony (Sb), Arsenic (As), Barium (Ba), Beryllium (Be), Cadmium (Cd), Chromium (Cr), Cobalt (Co), Lead (Pb), Lithium (Li), Molybdenum (Mo), Selenium (Se) 7040A: Mercury (Hg)							

SAMPLER NAME AND SIGNATURE

PRINT Name of SAMPLER: Jessica Ware

SIGNATURE of SAMPLER: Jessica Ware — DATE Signed: 2/9/22

TEMP in C	Received on Ice (Y/N)	Custody Sealed Cooler (Y/N)	Samples Intact (Y/N)

Page : 1 Of 1

Section A Required Client Information:		Section B Required Project Information:		Section C Invoice Information:	
Company:	GA Power	Report To:	SCS Contacts	Attention:	Southern Co.
Address:	Atlanta, GA	Copy To:	Arcadis Contacts	Company Name:	
				Address:	
Email To:		Purchase Order #:		Pace Quote:	
Phone:	Fax:	Project Name:	Plant Yates AMA-R6	Pace Project Manager:	
Requested Due Date:		Project Number:		Pace Profile #:	10840

Regulatory Agency: —

State / Location: Georgia

Requested Analysis Filtered (Y/N)

SAMPLE ID
One Character per box.
(A-Z, 0-9 / , -)
Sample Ids must be unique

MATRIX: Drinking Water DW; Water WT; Waste Water WW; Product P; Soil/Solid SL; Oil OL; Wipe WP; Air AR; Other OT; Tissue TS

ITEM #	SAMPLE ID	MATRIX CODE (see valid codes to left)	SAMPLE TYPE (G=GRAB C=COMP)	COLLECTED START DATE	COLLECTED START TIME	COLLECTED END DATE	COLLECTED END TIME	SAMPLE TEMP AT COLLECTION	# OF CONTAINERS	Preservatives: Unpreserved	H2SO4	HNO3	HCl	NaOH	Na2S2O3	Methanol	Other	Analyses Test Y/N	App III/IV Metals	Cl, F, SO4	TDS (2540C)	RAD 9315/9320	Residual Chlorine (Y/N)
1	AMA-EB-1	WT	G	2/9/22	1530	–	–		5	2		3							X	X	X	X		
2	AMA-EB-2	WT	G			–	–		5	2		3							X	X	X	X		
3	AMA-FB-1	WT	G			–	–		5	2		3							X	X	X	X		
4	AMA-FB-2	WT	G			–	–		5	2		3							X	X	X	X		
5																								
6																								
7																								
8																								
9																								
10																								
11																								
12																								

ADDITIONAL COMMENTS	RELINQUISHED BY / AFFILIATION	DATE	TIME	ACCEPTED BY / AFFILIATION	DATE	TIME	SAMPLE CONDITIONS
Anions Suite 300.0 (Cl, F, Sulfate)	/Arcadis	2/9/22	0825	Arcadis	2/9/22	0825	
App III Metals: Boron 6020B, Ca 6010D	Arcadis	2/9/22	1018		2/9	1018	
App IV Metals 6020B: Antimony (Sb), Arsenic (As), Barium (Ba), Beryllium (Be), Cadmium (Cd), Chromium (Cr), Cobalt (Co), Lead (Pb), Lithium (Li), Molybdenum (Mo), Selenium (Se) 7040A: Mercury (Hg)							

SAMPLER NAME AND SIGNATURE

PRINT Name of SAMPLER: Kim Ludszynski

SIGNATURE of SAMPLER: Kim Ludszynski

DATE Signed: 2/9/22

TEMP in C	Received on Ice (Y/N)	Custody Sealed Cooler (Y/N)	Samples Intact (Y/N)

Pace Analytical	Document Name: **Sample Condition Upon Receipt (SCUR)**	Document Revised: November 15, 2021 Page 1 of 2
	Document No.: **F-CAR-CS-033-Rev.08**	Issuing Authority: Pace Carolinas Quality Office

Laboratory receiving samples:

Asheville ☐ **Eden** ☐ **Greenwood** ☐ **Huntersville** ☐ **Raleigh** ☐ **Mechanicsville** ☐ **Atlanta** ☑ **Kernersville** ☐

Sample Condition Upon Receipt

Client Name: GA Power

Project #:

Courier: ☐ Commercial ☐ Fed Ex ☐ UPS ☐ USPS ☑ Client ☐ ~~Pace~~ JPE ☐ Other:

Custody Seal Present? ☐ Yes ☑ No **Seals Intact?** ☐ Yes ☑ No

Date/Initials Person Examining Contents: JPE 2/12/2022

Packing Material: ☐ Bubble Wrap ☐ Bubble Bags ☐ None ☑ Other

Biological Tissue Frozen? ☐ Yes ☐ No ☑ N/A

Thermometer: ☐ IR Gun ID 214

Type of Ice: ☑ Wet ☐ Blue ☐ None

Cooler Temp: 4.1

Correction Factor: Add/Subtract (°C) +.1

Temp should be above freezing to 6°C

☐ Samples out of temp criteria. Samples on ice, cooling process has begun

Cooler Temp Corrected (°C): 4.2

USDA Regulated Soil (☐ N/A, water sample)

Did samples originate in a quarantine zone within the United States: CA, NY, or SC (check maps)? ☐ Yes ☐ No

Did samples originate from a foreign source (internationally, including Hawaii and Puerto Rico)? ☐ Yes ☐ No

				Comments/Discrepancy:
Chain of Custody Present?	☑ Yes	☐ No	☐ N/A	1.
Samples Arrived within Hold Time?	☑ Yes	☐ No	☐ N/A	2.
Short Hold Time Analysis (<72 hr.)?	☐ Yes	☑ No	☐ N/A	3.
Rush Turn Around Time Requested?	☐ Yes	☑ No	☐ N/A	4.
Sufficient Volume?	☐ Yes	☑ No	☐ N/A	5. missing YAMW-4 2/10/22
Correct Containers Used?	☑ Yes	☐ No	☐ N/A	6.
-Pace Containers Used?	☑ Yes	☐ No	☐ N/A	
Containers Intact?	☑ Yes	☐ No	☐ N/A	7.
Dissolved analysis: Samples Field Filtered?	☐ Yes	☐ No	☑ N/A	8.
Sample Labels Match COC?	☑ Yes	☐ No	☐ N/A	9.
-Includes Date/Time/ID/Analysis Matrix: W				
Headspace in VOA Vials (>5-6mm)?	☐ Yes	☐ No	☑ N/A	10.
Trip Blank Present?	☐ Yes	☐ No	☑ N/A	11.
Trip Blank Custody Seals Present?	☐ Yes	☐ No	☑ N/A	

COMMENTS/SAMPLE DISCREPANCY

Field Data Required? ☐ Yes ☐ No

Lot ID of split containers:

CLIENT NOTIFICATION/RESOLUTION

Person contacted: _____ Date/Time: _____

Project Manager SCURF Review: _____ **Date:** _____

Project Manager SRF Review: _____ **Date:** _____

CHAIN-OF-CUSTODY / Analytical Request Document

The Chain-of-Custody is a LEGAL DOCUMENT. All relevant fields must be completed accurately.

Page : 1 Of 2

Section A Required Client Information:		Section B Required Project Information:		Section C Invoice Information:	
Company:	GA Power	Report To:	SCS Contacts	Attention:	Southern Co.
Address:	Atlanta, GA	Copy To:	Arcadis Contacts	Company Name:	
				Address:	
Email To:		Purchase Order #:		Pace Quote:	
Phone:	Fax	Project Name:	Plant Yates AMA-R6	Pace Project Manager:	
Requested Due Date:		Project Number:		Pace Profile #:	10840

Regulatory Agency	
State / Location	Georgia

ITEM #	SAMPLE ID (One Character per box. (A-Z, 0-9 / , -) Sample Ids must be unique)	MATRIX CODE (see valid codes to left)	SAMPLE TYPE (G=GRAB C=COMP)	COLLECTED START DATE	COLLECTED START TIME	COLLECTED END DATE	COLLECTED END TIME	SAMPLE TEMP AT COLLECTION	# OF CONTAINERS	Preservatives: Unpreserved	H2SO4	HNO3	HCl	NaOH	Na2S2O3	Methanol	Other	Analyses Test Y/N	App III/IV Metals	Cl, F, SO4	TDS (2540C)	RAD 9315/9320	Residual Chlorine (Y/N)	
1	YAMW-4	WT	G	2/10/22	1130	--	--		5	2		3						X	X	X	X			pH: 5.22
2	~~YAMW-5~~	WT	G			--	--		5	2		3						X	X	X	X			pH:
3	PZ-37	WT	G	2/10/22	1305	--	--		5	2		3						X	X	X	X			pH: 4.93
4	AMA-DUP-4	WT	G	2/10/22	—	--	--		5	2		3						X	X	X	X			pH: —
5	~~PZ-37D~~	WT	G			--	--		5	2		3						X	X	X	X			pH:
6	PZ-51	WT	G	2/10/22	1810	--	--		5	2		3						X	X	X	X			pH: 11.06
7	~~PZ-52D~~	WT	G			--	--		5	2		3						X	X	X	X			pH:
8	~~YAMW-1~~	WT	G			--	--		5	2		3						X	X	X	X			pH:
9	~~PZ-35~~	WT	G			--	--		5	2		3						X	X	X	X			pH:
10						--	--																	
11						--	--																	
12						--	--																	

ADDITIONAL COMMENTS	RELINQUISHED BY / AFFILIATION	DATE	TIME	ACCEPTED BY / AFFILIATION	DATE	TIME	SAMPLE CONDITIONS
Anions Suite 300.0 (Cl, F, Sulfate)	/Arcadis	2/11/22	1445	Kharill Carson	2/11/22	1445	
App III Metals: Boron 6020B, Ca 6010D	Kharill Carson /Arcadis	2/11/22	1645		2/11/22	1645	
App IV: Metals 6020B: Antimony (Sb), Arsenic (As), Barium (Ba), Beryllium (Be), Cadmium (Cd), Chromium (Cr), Cobalt (Co), Lead (Pb), Lithium (Li), Molybdenum (Mo), Selenium (Se) 7040A: Mercury (Hg)							

SAMPLER NAME AND SIGNATURE			TEMP in C	Received on Ice (Y/N)	Custody Sealed Cooler (Y/N)	Samples Intact (Y/N)
PRINT Name of SAMPLER:	Kim Lapszynski					
SIGNATURE of SAMPLER:		DATE Signed: 2/11/22				

CHAIN-OF-CUSTODY / Analytical Request Document

The Chain-of-Custody is a LEGAL DOCUMENT. All relevant fields must be completed accurately.

Page : 2 Of 4

Section A Required Client Information:		Section B Required Project Information:		Section C Invoice Information:	
Company:	GA Power	Report To:	SCS Contacts	Attention:	Southern Co.
Address:	Atlanta, GA	Copy To:	Arcadis Contacts	Company Name:	
				Address:	
Email To:		Purchase Order #:		Pace Quote:	
Phone:	Fax	Project Name:	Plant Yates AMA-R6	Pace Project Manager:	
Requested Due Date:		Project Number:		Pace Profile #:	10840

Regulatory Agency

State / Location: Georgia

ITEM #	SAMPLE ID (One Character per box. (A-Z, 0-9 / , -) Sample Ids must be unique)	MATRIX CODE (see valid codes to left)	SAMPLE TYPE (G=GRAB C=COMP)	COLLECTED START DATE	COLLECTED START TIME	COLLECTED END DATE	COLLECTED END TIME	SAMPLE TEMP AT COLLECTION	# OF CONTAINERS	Preservatives: Unpreserved	H2SO4	HNO3	HCl	NaOH	Na2S2O3	Methanol	Other	Analyses Test Y/N	App III/IV Metals	Cl, F, SO4	TDS (2540C)	RAD 9315/9320	Residual Chlorine (Y/N)	
	MATRIX CODE: Drinking Water DW, Water WT, Waste Water WW, Product P, Soil/Solid SL, Oil OL, Wipe WP, Air AR, Other OT, Tissue TS																	Requested Analysis Filtered (Y/N)						
1	~~YAMW-4~~	~~WT~~	~~G~~			--	--		~~5~~	~~2~~		~~3~~							~~X~~	~~X~~	~~X~~	~~X~~		~~pH:~~
2	YAMW-5	~~WT~~	~~G~~			--	--		~~5~~	~~2~~		~~3~~							~~X~~	~~X~~	~~X~~	~~X~~		pH:
3	PZ-37	~~WT~~	~~G~~			--	--		5	2		3							X	X	X	X		pH:
4	~~AMA-DUP-4~~	~~WT~~	~~G~~			--	--		~~5~~	~~2~~		~~3~~							~~X~~	~~X~~	~~X~~	~~X~~		~~pH:~~
5	~~PZ-37D~~	~~WT~~	~~G~~			--	--		~~5~~	~~2~~		~~3~~							~~X~~	~~X~~	~~X~~	~~X~~		~~pH:~~
6	~~PZ-51~~	~~WT~~	~~G~~			--	--		~~5~~	~~2~~		~~3~~							~~X~~	~~X~~	~~X~~	~~X~~		~~pH:~~
7	~~PZ-52D~~	~~WT~~	~~G~~			--	--		~~5~~	~~2~~		~~3~~							~~X~~	~~X~~	~~X~~	~~X~~		~~pH:~~
8	YAMW-1	WT	G	2/10/22	1155	--	--		5	2		3							X	X	X	X		pH: 5.80
9	PZ-35	WT	G	2/10/22	1437	--	--		5	2		3							X	X	X	X		pH: 5.35
10						--	--																	
11						--	--																	
12						--	--																	

ADDITIONAL COMMENTS	RELINQUISHED BY / AFFILIATION	DATE	TIME	ACCEPTED BY / AFFILIATION	DATE	TIME	SAMPLE CONDITIONS
Anions Suite 300.0 (Cl, F, Sulfate)	/Arcadis	2/11/22	1745	Whalt Carson Arcadis	2/11/22	1445	
App III Metals: Boron 6020B, Ca 6010D	Whalt Carson	2/11/22	1645	Joann	2/11/22	1645	
App IV: Metals 6020B: Antimony (Sb), Arsenic (As), Barium (Ba), Beryllium (Be), Cadmium (Cd), Chromium (Cr), Cobalt (Co), Lead (Pb), Lithium (Li), Molybdenum (Mo), Selenium (Se) 7040A: Mercury (Hg)							

SAMPLER NAME AND SIGNATURE

PRINT Name of SAMPLER: Mark Cleveland

SIGNATURE of SAMPLER: [signature] DATE Signed: 2/11/22

TEMP in C	Received on Ice (Y/N)	Custody Sealed Cooler (Y/N)	Samples Intact (Y/N)

CHAIN-OF-CUSTODY / Analytical Request Document

The Chain-of-Custody is a LEGAL DOCUMENT. All relevant fields must be completed accurately.

Page : 1 Of 2

Section A Required Client Information:		Section B Required Project Information:		Section C Invoice Information:	
Company:	GA Power	Report To:	SCS Contacts	Attention:	Southern Co.
Address:	Atlanta, GA	Copy To:	Arcadis Contacts	Company Name:	
				Address:	
Email To:		Purchase Order #:		Pace Quote:	
Phone:	Fax:	Project Name:	Plant Yates AMA-R6	Pace Project Manager:	
Requested Due Date:		Project Number:		Pace Profile #:	10840

Regulatory Agency: —

State / Location: Georgia

Requested Analysis Filtered (Y/N)

ITEM #	SAMPLE ID (One Character per box. (A-Z, 0-9 / , -) Sample Ids must be unique)	MATRIX CODE (see valid codes to left)	SAMPLE TYPE (G=GRAB C=COMP)	COLLECTED START DATE	COLLECTED START TIME	COLLECTED END DATE	COLLECTED END TIME	SAMPLE TEMP AT COLLECTION	# OF CONTAINERS	Preservatives: Unpreserved	H2SO4	HNO3	HCl	NaOH	Na2S2O3	Methanol	Other	Analyses Test Y/N	App III/IV Metals	Cl, F, SO4	TDS (2540C)	RAD 9315/9320	Residual Chlorine (Y/N)	
1	YAMW-4	WT	G	2/10/22	1200	--	--		5	2		3						X	X	X	X			pH: 6.10
2	~~YAMW-5~~	WT	G			--	--		5	2		3						X	X	X	X			pH:
3	~~PZ-37~~	WT	G			--	--		5	2		3						X	X	X	X			pH:
4	~~AMA-DUP-4~~	WT	G			--	--		5	2		3						X	X	X	X			pH:
5	~~PZ-37D~~	WT	G			--	--		5	2		3						X	X	X	X			pH:
6	~~PZ-51~~	WT	G			--	--		5	2		3						X	X	X	X			pH:
7	~~PZ-52D~~	WT	G			--	--		5	2		3						X	X	X	X			pH:
8	YAMW-1	WT	G			--	--		5	2		3						X	X	X	X			pH:
9	~~PZ-55~~	WT	G			--	--		5	2		3						X	X	X	X			pH:
10						--	--																	
11						--	--																	
12						--	--																	

ADDITIONAL COMMENTS	RELINQUISHED BY / AFFILIATION	DATE	TIME	ACCEPTED BY / AFFILIATION	DATE	TIME	SAMPLE CONDITIONS
Anions Suite 300.0 (Cl, F, Sulfate)	Jessica Ware /Arcadis	2/11/22	1445	Kendall Carver	2/11/22	1445	
App III Metals: Boron 6020B, Ca 6010D	Kendall Carver	2/11/22	1645	Jessica Ware	2/11/22	1645	
App IV Metals 6020B: Antimony (Sb), Arsenic (As), Barium (Ba), Beryllium (Be), Cadmium (Cd), Chromium (Cr), Cobalt (Co), Lead (Pb), Lithium (Li), Molybdenum (Mo), Selenium (Se) 7040A: Mercury (Hg)							

SAMPLER NAME AND SIGNATURE			TEMP in C	Received on Ice (Y/N)	Custody Sealed Cooler (Y/N)	Samples Intact (Y/N)
PRINT Name of SAMPLER:	Jessica Ware					
SIGNATURE of SAMPLER:	Jessica Ware	DATE Signed: 2/10/22				

CHAIN-OF-CUSTODY / Analytical Request Document

The Chain-of-Custody is a LEGAL DOCUMENT. All relevant fields must be completed accurately.

Page : 2 Of 2

Section A Required Client Information:		Section B Required Project Information:		Section C Invoice Information:	
Company:	GA Power	Report To:	SCS Contacts	Attention:	Southern Co.
Address:	Atlanta, GA	Copy To:	Arcadis Contacts	Company Name:	
				Address:	
Email To:		Purchase Order #:		Pace Quote:	
Phone:	Fax	Project Name:	Plant Yates AMA-R6	Pace Project Manager:	Nicole D'Oleo
Requested Due Date:		Project Number:		Pace Profile #:	10840

Regulatory Agency
State / Location: Georgia

ITEM #	SAMPLE ID (One Character per box. (A-Z, 0-9 / , -) Sample Ids must be unique)	MATRIX CODE (see valid codes to left)	SAMPLE TYPE (G=GRAB C=COMP)	COLLECTED START DATE	COLLECTED START TIME	COLLECTED END DATE	COLLECTED END TIME	SAMPLE TEMP AT COLLECTION	# OF CONTAINERS	Preservatives: Unpreserved	H2SO4	HNO3	HCl	NaOH	Na2S2O3	Methanol	Other	Analyses Test Y/N	App III/IV Metals	Cl, F, SO4	TDS (2540C)	RAD 9315/9320	Residual Chlorine (Y/N)	
1	YGWC-23S	WT	G	2/10/22	1510	--	--		5	2		3						X	X	X	X			pH: 5.51
2	~~YGWC-24SA~~	WT	G			--	--		5	2		3						X	X	X	X			pH:
3	~~AMA-DUP-1~~	WT	G			--	--		5	2		3						X	X	X	X			pH:
4	~~YGWC-36A~~	WT	G			--	--		5	2		3						X	X	X	X			pH:
5	~~YGWC-49~~	WT	G			--	--		5	2		3						X	X	X	X			pH:
6	YGWC-38	WT	G	2/10/22	0950	--	--		5	2		3						X	X	X	X			pH: 4.85
7	~~YGWC-41~~	WT	G			--	--		5	2		3						X	X	X	X			pH:
8	~~AMA-DUP-2~~	WT	G			--	--		5	2		3						X	X	X	X			pH:
9	YGWC-42	WT	G	2/10/22	1635	--	--		5	2		3						X	X	X	X			pH: 5.57
10	~~YGWC-43~~	WT	G			--	--		5	2		3						X	X	X	X			pH:
11	~~YAMW-2~~	WT	G			--	--		5	2		3						X	X	X	X			pH:
12	~~YAMW-2~~	WT	G			--	--		5	2		3						X	X	X	X			pH:

ADDITIONAL COMMENTS	RELINQUISHED BY / AFFILIATION	DATE	TIME	ACCEPTED BY / AFFILIATION	DATE	TIME	SAMPLE CONDITIONS
Anions Suite 300.0 (Cl, F, Sulfate)	/Arcadis	2/11/22	1445	Khalil Carter	2/11/22	1445	
App III Metals: Boron 6020B, Ca 6010D	Khalil Carter/Arcadis	2/11/22	1645		2/11/22	1645	
App IV: Metals 6020B: Antimony (Sb), Arsenic (As), Barium (Ba), Beryllium (Be), Cadmium (Cd), Chromium (Cr), Cobalt (Co), Lead (Pb), Lithium (Li), Molybdenum (Mo), Selenium (Se) 7040A: Mercury (Hg)							

SAMPLER NAME AND SIGNATURE			TEMP in C	Received on Ice (Y/N)	Custody Sealed Cooler (Y/N)	Samples Intact (Y/N)
PRINT Name of SAMPLER:	Kim Lapszynski					
SIGNATURE of SAMPLER:		DATE Signed: 2/11/22				

CHAIN-OF-CUSTODY / Analytical Request Document

The Chain-of-Custody is a LEGAL DOCUMENT. All relevant fields must be completed accurately.

Page : 2 Of 3

Section A Required Client Information:		Section B Required Project Information:		Section C Invoice Information:	
Company:	GA Power	Report To:	SCS Contacts	Attention:	Southern Co.
Address:	Atlanta, GA	Copy To:	Arcadis Contacts	Company Name:	
				Address:	
Email To:		Purchase Order #:		Pace Quote:	
Phone:	Fax	Project Name:	Plant Yates AMA-R6	Pace Project Manager:	Nicole D'Oleo
Requested Due Date:		Project Number:		Pace Profile #:	10840

Regulatory Agency: —
State / Location: Georgia

MATRIX CODE: Drinking Water DW; Water WT; Waste Water WW; Product P; Soil/Solid SL; Oil OL; Wipe WP; Air AR; Other OT; Tissue TS

ITEM #	SAMPLE ID (One Character per box. (A-Z, 0-9 / , -) Sample Ids must be unique)	MATRIX CODE (see valid codes to left)	SAMPLE TYPE (G=GRAB C=COMP)	COLLECTED START DATE	COLLECTED START TIME	COLLECTED END DATE	COLLECTED END TIME	SAMPLE TEMP AT COLLECTION	# OF CONTAINERS	Preservatives: Unpreserved	H2SO4	HNO3	HCl	NaOH	Na2S2O3	Methanol	Other	Analyses Test Y/N	App III/IV Metals	Cl, F, SO4	TDS (2540C)	RAD 9315/9320	Residual Chlorine (Y/N)	
1	~~YGWC-23S~~	WT	G			--	--		5	2		3						X	X	X	X			pH:
2	YGWC-24SA	WT	G	02/10/24	1440	--	--		5	2		3						X	X	X	X			pH: 4.66
3	AMA-DUP-1	WT	G	02/11/24		--	--		5	2		3						X	X	X	X			pH:
4	~~YGWC-36A~~	WT	G			--	--		5	2		3						X	X	X	X			pH:
5	~~YGWC-49~~	WT	G			--	--		5	2		3						X	X	X	X			pH:
6	~~YGWC-38~~	WT	G			--	--		5	2		3						X	X	X	X			pH:
7	~~YGWC-41~~	WT	G			--	--		5	2		3						X	X	X	X			pH:
8	~~AMA-DUP-2~~	WT	G			--	--		5	2		3						X	X	X	X			pH:
9	~~YGWC-42~~	WT	G			--	--		5	2		3						X	X	X	X			pH:
10	~~YGWC-43~~	WT	G			--	--		5	2		3						X	X	X	X			pH:
11	~~YAMW-2~~	WT	G			--	--		5	2		3						X	X	X	X			pH:
12	~~YAMW-3~~	WT	G			--	--		5	2		3						X	X	X	X			pH:

ADDITIONAL COMMENTS	RELINQUISHED BY / AFFILIATION	DATE	TIME	ACCEPTED BY / AFFILIATION	DATE	TIME	SAMPLE CONDITIONS
Anions Suite 300.0 (Cl, F, Sulfate)	Khalil Carter Arcadis	2/11/24	1645		2/11/24	1645	
App III Metals: Boron 6020B, Ca 6010D							
App IV: Metals 6020B: Antimony (Sb), Arsenic (As), Barium (Ba), Beryllium (Be), Cadmium (Cd), Chromium (Cr), Cobalt (Co), Lead (Pb), Lithium (Li), Molybdenum (Mo), Selenium (Se) 7040A: Mercury (Hg)							

SAMPLER NAME AND SIGNATURE

PRINT Name of SAMPLER: Khalil Carter

SIGNATURE of SAMPLER: [signature] DATE Signed: 02/10/24

TEMP in C	Received on Ice (Y/N)	Custody Sealed Cooler (Y/N)	Samples Intact (Y/N)

CHAIN-OF-CUSTODY / Analytical Request Document

The Chain-of-Custody is a LEGAL DOCUMENT. All relevant fields must be completed accurately.

Page : 2 Of 2

Section A Required Client Information:		Section B Required Project Information:		Section C Invoice Information:	
Company:	GA Power	Report To:	SCS Contacts	Attention:	Southern Co.
Address:	Atlanta, GA	Copy To:	Arcadis Contacts	Company Name:	
				Address:	
Email To:		Purchase Order #:		Pace Quote:	
Phone:	Fax	Project Name:	Plant Yates AMA-R6	Pace Project Manager:	Nicole D'Oleo
Requested Due Date:		Project Number:		Pace Profile #:	10840

Regulatory Agency:

State / Location: Georgia

ITEM #	SAMPLE ID (One Character per box. (A-Z, 0-9 / , -) Sample Ids must be unique)	MATRIX CODE (see valid codes to left)	SAMPLE TYPE (G=GRAB C=COMP)	COLLECTED START DATE	COLLECTED START TIME	COLLECTED END DATE	COLLECTED END TIME	SAMPLE TEMP AT COLLECTION	# OF CONTAINERS	Preservatives: Unpreserved	H2SO4	HNO3	HCl	NaOH	Na2S2O3	Methanol	Other	Analyses Test (Y/N)	App III/IV Metals	Cl, F, SO4	TDS (2540C)	RAD 9315/9320	Residual Chlorine (Y/N)	
1	~~YGWC-23S~~	WT	G			--	--		5	2		3							X	X	X	X		pH:
2	~~YGWC-24SA~~	WT	G			--	--		5	2		3							X	X	X	X		pH:
3	~~AMA-DUP-1~~	WT	G			--	--		5	2		3							X	X	X	X		pH:
4	YGWC-36A	WT	G	2/11/22	1119	--	--		5	2		3							X	X	X	X		pH: 5.58
5	~~YGWC-49~~	WT	G			--	--		5	2		3							X	X	X	X		pH:
6	~~YGWC-38~~	WT	G			--	--		5	2		3							X	X	X	X		pH:
7	~~YGWC-41~~	WT	G			--	--		5	2		3							X	X	X	X		pH:
8	~~AMA-DUP-2~~	WT	G			--	--		5	2		3							X	X	X	X		pH:
9	~~YGWC-42~~	WT	G			--	--		5	2		3							X	X	X	X		pH:
10	~~YGWC-43~~	WT	G			--	--		5	2		3							X	X	X	X		pH:
11	YAMW-2	WT	G	2/10/22	0945	--	--		5	2		3							X	X	X	X		pH: 5.64
12	~~YAMW-3~~	WT	G	2/10/22	1535	--	--		5	2		3							X	X	X	X		pH: 5.93

ADDITIONAL COMMENTS	RELINQUISHED BY / AFFILIATION	DATE	TIME	ACCEPTED BY / AFFILIATION	DATE	TIME	SAMPLE CONDITIONS
Anions Suite 300.0 (Cl, F, Sulfate)	Jessica Ware /Arcadis	2/11/22	1445	Khalil Carter/Arcadis	2/11/22	1445	
App III Metals: Boron 6020B, Ca 6010D	Khalil Carter	2/11/22	1645	[illegible]	2/11/22	1645	
App IV: Metals 6020B: Antimony (Sb), Arsenic (As), Barium (Ba), Beryllium (Be), Cadmium (Cd), Chromium (Cr), Cobalt (Co), Lead (Pb), Lithium (Li), Molybdenum (Mo), Selenium (Se) 7040A: Mercury (Hg)							

SAMPLER NAME AND SIGNATURE

PRINT Name of SAMPLER: Jessica Ware

SIGNATURE of SAMPLER: Jessica Ware

DATE Signed: 2/10/22

TEMP in C | Received on Ice (Y/N) | Custody Sealed Cooler (Y/N) | Samples Intact (Y/N)

Page: 3 of 4

Section A Required Client Information:		Section B Required Project Information:		Section C Invoice Information:	
Company	GA Power	Report To	SCS Contacts	Attention	Southern Co.
Address	Atlanta, GA	Copy To	Arcadis Contacts	Company Name	
				Address	
Email To		Purchase Order #		Pace Quote	
Phone	Fax	Project Name	Plant Yates AMA-R6	Pace Project Manager	
Requested Due Date		Project Number		Pace Profile #	10840

Regulatory Agency	
State / Location	
Georgia	

Requested Analysis Filtered (Y/N)

ITEM #	SAMPLE ID One Character per box. (A-Z, 0-9 / , -) Sample Ids must be unique MATRIX: Drinking Water DW; Water WT; Waste Water WW; Product P; Soil/Solid SL; Oil OL; Wipe WP; Air AR; Other OT; Tissue TS	MATRIX CODE (see valid codes to left)	SAMPLE TYPE (G=GRAB C=COMP)	COLLECTED START DATE	COLLECTED START TIME	COLLECTED END DATE	COLLECTED END TIME	SAMPLE TEMP AT COLLECTION	# OF CONTAINERS	Preservatives: Unpreserved	H2SO4	HNO3	HCl	NaOH	Na2S2O3	Methanol	Other	Analyses Test Y/N	App III/IV Metals	Cl, F, SO4	TDS (2540C)	RAD 9315/9320	Residual Chlorine (Y/N)	
1	~~AMA-EB-1~~	~~WT~~	~~G~~			–	–		5	2		3						X	X	X	X		
2	AMA-EB-2	WT	G	2/10/22	1246	–	–		5	2		3						X	X	X	X		MC
3	AMA-FB-1	WT	G	2/10/22	1502	–	–		5	2		3						X	X	X	X		KL
4	AMA-FB-2	WT	G	2/10/22	1600	–	–		5	2		3						X	X	X	X		MC
5																									
6																									
7																									
8																									
9																									
10																									
11																									
12																									

ADDITIONAL COMMENTS	RELINQUISHED BY / AFFILIATION	DATE	TIME	ACCEPTED BY / AFFILIATION	DATE	TIME	SAMPLE CONDITIONS
Anions Suite 300.0 (Cl, F, Sulfate)	/Arcadis	2/11/22	1445	Rhett Carson	2/11/22	1448	
App III Metals: Boron 6020B, Ca 6010D	Rhett Carson	2/11/22	1644		2/11/22	1645	
App IV: Metals 6020B: Antimony (Sb), Arsenic (As), Barium (Ba), Beryllium (Be), Cadmium (Cd), Chromium (Cr), Cobalt (Co), Lead (Pb), Lithium (Li), Molybdenum (Mo), Selenium (Se) 7040A: Mercury (Hg)							

SAMPLER NAME AND SIGNATURE					
PRINT Name of SAMPLER:	Mark Chester				
SIGNATURE of SAMPLER:		DATE Signed:	2/11/22		

TEMP in C	Received on Ice (Y/N)	Custody Sealed Cooler (Y/N)	Samples Intact (Y/N)

Pace Analytical	Document Name: Sample Condition Upon Receipt (SCUR)	Document Revised: November 15, 2021 Page 1 of 2
	Document No.: F-CAR-CS-033-Rev.08	Issuing Authority: Pace Carolinas Quality Office

Laboratory receiving samples:

Asheville ☐ Eden ☐ Greenwood ☐ Huntersville ☐ Raleigh ☐ Mechanicsville ☐ Atlanta ☒ Kernersville ☐

Sample Condition Upon Receipt

Client Name: G.A. Powell

Project #:

Courier: ☐ Fed Ex ☐ UPS ☐ USPS ☒ Client ☐ Commercial ☐ Pace ☐ Other:____

Custody Seal Present? ☐ Yes ☒ No **Seals Intact?** ☐ Yes ☐ No

Date/Initials Person Examining Contents: 09/14/22

Packing Material: ☐ Bubble Wrap ☐ Bubble Bags ☐ None ☒ Other

Biological Tissue Frozen? ☐ Yes ☐ No ☒ N/A

Thermometer: ☐ IR Gun ID: 214 **Type of Ice:** ☒ Wet ☐ Blue ☐ None

Cooler Temp: 0.2 **Correction Factor:** Add/Subtract (°C) +0.1

Cooler Temp Corrected (°C): 0.8

Temp should be above freezing to 6°C

☐ Samples out of temp criteria. Samples on ice, cooling process has begun

USDA Regulated Soil (☐ N/A, water sample)

Did samples originate in a quarantine zone within the United States: CA, NY, or SC (check maps)? ☐ Yes ☒ No

Did samples originate from a foreign source (internationally, including Hawaii and Puerto Rico)? ☐ Yes ☒ No

				Comments/Discrepancy:
Chain of Custody Present?	☑ Yes	☐ No	☐ N/A	1.
Samples Arrived within Hold Time?	☑ Yes	☐ No	☐ N/A	2.
Short Hold Time Analysis (<72 hr.)?	☐ Yes	☒ No	☐ N/A	3.
Rush Turn Around Time Requested?	☐ Yes	☒ No	☐ N/A	4.
Sufficient Volume?	☑ Yes	☐ No	☐ N/A	5.
Correct Containers Used?	☑ Yes	☐ No	☐ N/A	6
-Pace Containers Used?	☑ Yes	☐ No	☐ N/A	
Containers Intact?	☑ Yes	☐ No	☐ N/A	7
Dissolved analysis: Samples Field Filtered?	☐ Yes	☐ No	☒ N/A	8
Sample Labels Match COC?	☑ Yes	☐ No	☐ N/A	9
-Includes Date/Time/ID/Analysis Matrix: WT				
Headspace in VOA Vials (>5 6mm)?	☐ Yes	☐ No	☒ N/A	10
Trip Blank Present?	☐ Yes	☐ No	☒ N/A	11
Trip Blank Custody Seals Present?	☐ Yes	☐ No	☒ N/A	

COMMENTS/SAMPLE DISCREPANCY

Field Data Required? ☐ Yes ☐ No

Lot ID of split containers:

CLIENT NOTIFICATION/RESOLUTION

Person contacted: _____ Date/Time: _____

Project Manager SCURF Review: _____ **Date:** _____

Project Manager SRF Review: _____ **Date:** _____

CHAIN-OF-CUSTODY / Analytical Request Document

The Chain-of-Custody is a LEGAL DOCUMENT. All relevant fields must be completed accurately

Page : Of

Section A Required Client Information:		Section B Required Project Information:		Section C Invoice Information:	
Company:	GA Power	Report To:	SCS Contacts	Attention:	Southern Co.
Address:	Atlanta GA	Copy To:	Arcadis Contacts	Company Name:	
				Address:	
Email To:		Purchase Order #:		Pace Quote:	
Phone:	Fax	Project Name:	Plant Yates AMA-R6	Pace Project Manager:	
Requested Due Date		Project Number:		Pace Profile #:	10840

Regulatory Agency:

State / Location: Georgia

ITEM #	SAMPLE ID (One Character per box. (A-Z, 0-9 / , -) Sample Ids must be unique)	MATRIX CODE (see valid codes to left)	SAMPLE TYPE (G=GRAB C=COMP)	COLLECTED START DATE	COLLECTED START TIME	COLLECTED END DATE	COLLECTED END TIME	SAMPLE TEMP AT COLLECTION	# OF CONTAINERS	Preservatives: Unpreserved	H2SO4	HNO3	HCl	NaOH	Na2S2O3	Methanol	Other	Analyses Test Y/N	App III/IV Metals	Cl, F, SO4	TDS (2540C)	RAD 9315/9320	Residual Chlorine (Y/N)	
1	YAMW-4	WT	G			--	--		5	2		3						X	X	X	X		pH:
2	YAMW-5	WT	G			--	--		5	2		3						X	X	X	X		pH:
3	PZ-37	WT	G			--	--		5	2		3						X	X	X	X		pH:
4	AMA-DUP-4	WT	G			--	--		5	2		3						X	X	X	X		pH:
5	PZ-37D	WT	G	2/11/22	1635	--	--		5	2		3						X	X	X	X		pH: 7.84
6	PZ-51	WT	G			--	--		5	2		3						X	X	X	X		pH:
7	PZ-52D	WT	G			--	--		5	2		3						X	X	X	X		pH:
8	YAMW-1	WT	G			--	--		5	2		3						X	X	X	X		pH:
9	PZ-35	WT	G			--	--		5	2		3						X	X	X	X		pH:
10						--	--																
11						--	--																
12						--	--																

MATRIX CODE: Drinking Water DW; Water WT; Waste Water WW; Product P; Soil/Solid SL; Oil OL; Wipe WP; Air AR; Other OT; Tissue TS

ADDITIONAL COMMENTS	RELINQUISHED BY / AFFILIATION	DATE	TIME	ACCEPTED BY / AFFILIATION	DATE	TIME	SAMPLE CONDITIONS
Anions Suite 300.0 (Cl, F, Sulfate)	Arcadis	2/14/22	1325		2/14/22	1325	
App III Metals. Boron 6020B, Ca 6010D							
App IV Metals 6020B. Antimony (Sb), Arsenic (As), Barium (Ba), Beryllium (Be), Cadmium (Cd), Chromium (Cr), Cobalt (Co), Lead (Pb), Lithium (Li), Molybdenum (Mo), Selenium (Se) 7040A. Mercury (Hg)							

SAMPLER NAME AND SIGNATURE			TEMP in C	Received on Ice (Y/N)	Custody Sealed Cooler (Y/N)	Samples Intact (Y/N)
PRINT Name of SAMPLER:	Jessica Ware					
SIGNATURE of SAMPLER:	Jessica Ware	DATE Signed: 2/11/22				

CHAIN-OF-CUSTODY / Analytical Request Document

The Chain-of-Custody is a LEGAL DOCUMENT. All relevant fields must be completed accurately.

Page : Of

Section A Required Client Information:		Section B Required Project Information:		Section C Invoice Information:		
Company:	GA Power	Report To:	SCS Contacts	Attention	Southern Co	
Address:	Atlanta, GA	Copy To:	Arcadis Contacts	Company Name:		
				Address:		Regulatory Agency
Email To:		Purchase Order #:		Pace Quote:		
Phone:	Fax:	Project Name:	Plant Yates AMA-R6	Pace Project Manager:		State / Location
Requested Due Date:		Project Number:		Pace Profile #:	10840	Georgia

ITEM #	SAMPLE ID (One Character per box. (A-Z, 0-9 / , -) Sample Ids must be unique)	MATRIX CODE (see valid codes to left)	SAMPLE TYPE (G=GRAB C=COMP)	COLLECTED START DATE	COLLECTED START TIME	COLLECTED END DATE	COLLECTED END TIME	SAMPLE TEMP AT COLLECTION	# OF CONTAINERS	Preservatives: Unpreserved	H2SO4	HNO3	HCl	NaOH	Na2S2O3	Methanol	Other	Analyses Test Y/N	App III/IV Metals	Cl, F, SO4	TDS (2540C)	RAD 9315/9320	Residual Chlorine (Y/N)
1	~~YAMW-4~~	WT	G			--	--		~~3~~	~~1~~		~~3~~							~~X~~	~~X~~	~~X~~	~~X~~	pH:
2	~~YAMW-5~~	WT	G			--	--		~~3~~	~~1~~		~~3~~							~~X~~	~~X~~	~~X~~	~~X~~	pH:
3	~~PZ-37~~	WT	G			--	--		~~3~~	~~1~~		~~3~~							~~X~~	~~X~~	~~X~~	~~X~~	pH:
4	~~AMA-DUP-4~~	WT	G			--	--		~~3~~	~~1~~		~~3~~							~~X~~	~~X~~	~~X~~	~~X~~	pH:
5	~~PZ-37D~~	WT	G			--	--		~~3~~	~~1~~		~~3~~							~~X~~	~~X~~	~~X~~	~~X~~	pH:
6	~~PZ-51~~	WT	G			--	--		~~3~~	~~1~~		~~3~~							~~X~~	~~X~~	~~X~~	~~X~~	pH:
7	PZ-52D	WT	G	2/11/22	1400	--	--		5	2		3							X	X	X	X	pH: 6.40
8	~~YAMW-1~~	WT	G			--	--		~~3~~	~~1~~		~~3~~							~~X~~	~~X~~	~~X~~	~~X~~	pH:
9	PZ-35	WT	G			--	--		~~3~~	~~1~~		~~3~~							~~X~~	~~X~~	~~X~~	~~X~~	pH:
10						--	--																
11						--	--																
12						--	--																

ADDITIONAL COMMENTS	RELINQUISHED BY / AFFILIATION	DATE	TIME	ACCEPTED BY / AFFILIATION	DATE	TIME	SAMPLE CONDITIONS
Anions Suite 300.0 (Cl, F, Sulfate)	Arcadis	2/11/22	1314	Arcadis	2/11/22	1314	
App III Metals: Boron 6020B, Ca 6010D		2/14/22	1325		2/11/22	1325	
App IV: Metals 6020B: Antimony (Sb), Arsenic (As) Barium (Ba), Beryllium (Be), Cadmium (Cd) Chromium (Cr), Cobalt (Co), Lead (Pb), Lithium (Li), Molybdenum (Mo) Selenium (Se) 7040A: Mercury (Hg)							

SAMPLER NAME AND SIGNATURE

PRINT Name of SAMPLER: Kim Kapsinski

SIGNATURE of SAMPLER:

DATE Signed: 2/11/22

TEMP in C	Received on Ice (Y/N)	Custody Sealed Cooler (Y/N)	Samples Intact (Y/N)

Georgia Power Co. – Plant Yates

Data Review Report

Metals and General Chemistry Analyses

SDG #92587091

Analyses Performed By:
Pace Analytical Services – Asheville, North Carolina
Pace Analytical Services – Peachtree Corners, Georgia

Report #44872R
Review Level: Tier II
Project: 30052922.00004

Summary

This Data Review Report summarizes the review of Sample Delivery Group (SDG) #92587091 for samples collected in association with the Georgia Power Company – Plant Yates. The review was conducted as a Tier II evaluation and included review of data package completeness. Only analytical data associated with constituents of concern were reviewed for this validation. Field documentation was not included in this review. Included with this assessment are the chain of custody form and a table summarizing the data validation qualifiers. Analyses were performed on the following samples:

Sample ID	Lab ID	Matrix	Sample Collection Date	Parent Sample	Analysis		
					RAD	MET	GEN CHEM
YGWA-39	92587091001	Water	2/8/2022			X	X
YGWA-40	92587091002	Water	2/8/2022			X	X
YGWA-47	92587091003	Water	2/8/2022			X	X
GWA-2	92587091004	Water	2/8/2022			X	X
UP-DUP-1	92587091005	Water	2/8/2022	GWA-2		X	X
YGWA-1I	92587091006	Water	2/9/2022			X	X
YGWA-1D	92587091007	Water	2/9/2022			X	X
YGWA-2I	92587091008	Water	2/9/2022			X	X
YGWA-3I	92587091009	Water	2/9/2022			X	X
YGWA-3D	92587091010	Water	2/9/2022			X	X
UP-EB-1	92587091011	Water	2/9/2022			X	X
UP-FB-1	92587091012	Water	2/9/2022			X	X
YGWA-17S	92587091013	Water	2/9/2022			X	X
YGWA-18S	92587091014	Water	2/9/2022			X	X
YGWA-18I	92587091015	Water	2/9/2022			X	X
YGWA-20S	92587091016	Water	2/9/2022			X	X
YGWA-21I	92587091017	Water	2/9/2022			X	X
YGWA-5I	92587091018	Water	2/10/2022			X	X
UP-DUP-3	92587091019	Water	2/10/2022	YGWA-5I		X	X

Sample ID	Lab ID	Matrix	Sample Collection Date	Parent Sample	Analysis		
					RAD	MET	GEN CHEM
YGWA-14S	92587091020	Water	2/10/2022			X	X
UP-DUP-2	92587091021	Water	2/10/2022	YGWA-14S		X	X
YGWA-30I	92587091022	Water	2/11/2022			X	X
YGWA-4I	92587091023	Water	2/11/2022			X	X
YGWA-5D	92587091024	Water	2/10/2022			X	X
UP-EB-2	92587091025	Water	2/10/2022			X	X
UP-FB-2	92587091026	Water	2/10/2022			X	X

Notes:

1. Metals and total dissolved solids (TDS) analysis performed by Pace Analytical Services – Peachtree Corners, Georgia.
2. Anions (chloride, fluoride, and sulfate) analysis performed by Pace Analytical Services – Asheville, North Carolina.
3. pH analysis performed as a field measurement.

Analytical Data Package Documentation

The table below evaluates the data package completeness.

Items Reviewed	Reported		Performance Acceptable		Not Required
	No	Yes	No	Yes	
1. Sample receipt condition		X		X	
2. Requested analyses and sample results		X		X	
3. Master tracking list		X		X	
4. Methods of analysis		X		X	
5. Reporting limits		X		X	
6. Sample collection date		X		X	
7. Laboratory sample received date		X		X	
8. Sample preservation verification (as applicable)		X		X	
9. Sample preparation/extraction/analysis dates		X		X	
10. Fully executed chain-of-custody form		X		X	
11. Narrative summary of QA or sample problems provided		X		X	
12. Data package completeness and compliance		X		X	

Note:
QA = quality assurance

Inorganic Analysis Introduction

Analyses were performed according to United States Environmental Protection Agency (USEPA) SW-846 Methods 6010D, 6020B, and 7470A; Standard Method (SM) SM4500-H+ B and SM2540C; and USEPA Method 300.0. Data were reviewed in accordance with USEPA Region IV Data Validation Standard Operating Procedures for Contract Laboratory Program Inorganic Data by Inductively Coupled Plasma–Atomic Emission Spectroscopy and Inductively Coupled Plasma–Mass Spectroscopy (September 2011, Rev. 2), USEPA Region IV Data Validation Standard Operating Procedures for Contract Laboratory Program Mercury Data by Cold Vapor Atomic Absorption (September 2011, Rev. 2), and the USEPA National Functional Guidelines for Inorganic Superfund Methods Data Review, EPA 542-R-20-006, November 2020 (with reference to the historical USEPA Contract Laboratory Program National Functional Guidelines for Inorganic Data Review, OSWER 9240.1-45, October 2004, as appropriate).

The data review process is an evaluation of data on a technical basis rather than a determination of contract compliance. As such, the standards against which the data are being weighed may differ from those specified in the analytical method. It is assumed that the data package represents the best efforts of the laboratory and that it was already subjected to adequate and sufficient quality review prior to submission.

During the review process, laboratory qualified and unqualified data are verified against the supporting documentation. Based on this evaluation, qualifier codes may be added, deleted, or modified by the data reviewer. Results are qualified with the following codes in accordance with the USEPA National Functional Guidelines:

- Concentration (C) Qualifiers
  - U The analyte was analyzed for but not detected. The associated value is the analyte instrument detection limit.
  - J The reported value was obtained from a reading less than the reporting limit (RL), but greater than or equal to the method detection limit (MDL).
- Quantitation (Q) Qualifiers
  - E The reported value is estimated due to the presence of interference.
  - N Spiked sample recovery is not within control limits.
  - * Duplicate analysis is not within control limits.
- Validation Qualifiers
  - J The analyte was positively identified; however, the associated numerical value is an estimated concentration only.
  - UJ The analyte was not detected above the reporting limit. However, the reported limit is approximate and may or may not represent the actual limit of detection.
  - UB Analyte considered non-detect at the listed value due to associated blank contamination.
  - R The sample results are rejected.

Two facts should be noted by all data users. First, the “R” flag means that the associated value is unusable. In other words, due to significant quality control (QC) problems, the analysis is invalid and provides no information as to whether the compound is present or not. “R” values should not appear on data tables because they cannot be relied upon, even as a last resort. The second fact to keep in mind is that no compound concentration, even if it has passed all QC tests, is guaranteed to be accurate. Strict QC serves to increase confidence in data but any value potentially contains error.

Metals Analyses

1. Holding Times

The specified holding times for the following methods are presented in the following table.

Method	Matrix	Holding Time	Preservation
SW-846 6010D/6020B	Water	180 days from collection to analysis	Cool to <6°C; preserved to a pH of less than 2 s.u.
SW-846 7470A	Water	28 days from collection to analysis	Cool to <6°C; preserved to a pH of less than 2 s.u.

Note:
s.u. = standard units

All samples were analyzed within the specified holding times.

2. Blank Contamination

Quality assurance (QA) blanks (i.e., method and rinse blanks) are prepared to identify any contamination which may have been introduced into the samples during sample preparation or field activity. Method blanks measure laboratory contamination. Rinse blanks measure contamination of samples during field operations.

A blank action level (BAL) of five times the concentration of a detected compound in an associated blank is calculated for QA blanks containing concentrations greater than the method detection limit (MDL). The BAL is compared to the associated sample results to determine the appropriate qualification of the sample results, if needed.

All compounds associated with the QA blanks exhibited a concentration less than the MDL, with the exception of the compounds listed in the following table. Sample results less than the BAL associated with the following sample locations were qualified as listed in the following table.

Sample Locations	Analytes	Sample Result	Qualification
YGWA-39 YGWA-40 YGWA-47 GWA-2 UP-DUP-1 YGWA-1I YGWA-1I YGWA-2I	Arsenic (EB, FB)	Detected sample results <RL and <BAL	“UB” at the RL

Sample Locations	Analytes	Sample Result	Qualification
YGWA-3I YGWA-3D YGWA-17S YGWA-18S YGWA-18I YGWA-20S YGWA-21I YGWA-5I UP-DUP-3 YGWA-14S UP-DUP-2 YGWA-30I YGWA-4I YGWA-5D	Arsenic (EB, FB, MB)	Detected sample results <RL and <BAL	"UB" at the RL
YGWA-18S	Chromium (MB)		

Notes:
EB = Equipment blank
FB = Field blank
MB = Method blank
RL = Reporting limit

3. Matrix Spike/Matrix Spike Duplicate (MS/MSD)/Laboratory Duplicate Analysis

MS/MSD and laboratory duplicate data are used to assess the precision and accuracy of the analytical method.

3.1 MS/MSD Analysis

All metal analytes must exhibit a percent recovery within the established acceptance limits of 75% to 125%. The MS recovery control limits do not apply for MS performed on sample locations where the analyte's concentration detected in the parent sample exceeds the MS concentration by a factor of four or greater.

The MS/MSD analysis performed using sample YGWA-3D in association with SW-846 6010D analysis. The concentration of calcium in the unspiked sample was greater than four-times the amount of spike added; hence the recoveries were not evaluated, and no qualification of the results was required.

The MS/MSD analysis performed using sample YGWA-3I in association with SW-846 6020B analysis exhibited recoveries within the control limits.

The MS/MSD analysis performed using sample YGWA-14S in association with SW-846 7470A analysis exhibited recoveries within the control limits.

3.2 Laboratory Duplicate Analysis

The laboratory duplicate relative percent difference (RPD) criterion is applied when parent and duplicate sample concentrations are greater than or equal to 5 times the RL. A control limit of 20% for water matrices is applied when the criteria above is true. In the instance when the parent and/or duplicate sample concentrations are less than or equal to 5 times the RL, a control limit of one times the RL is applied for water matrices.

MS/MSD analysis was performed in replacement of the laboratory duplicate analysis. The MS/MSD recoveries exhibited acceptable RPDs.

4. Field Duplicate Analysis

Field duplicate analysis is used to assess the overall precision of the field sampling procedures and analytical method. A control limit of 35% for water matrices is applied to the RPD between the parent sample and the field duplicate. In the instance when the parent and/or duplicate sample concentrations are less than or equal to 5 times the RL, a control limit of two times the RL is applied for water matrices.

Results for duplicate samples are summarized in the following table.

Sample ID/Duplicate ID	Analyte	Sample Result	Duplicate Result	RPD
GWA-2 / UP-DUP-1	Calcium	25.6	25.6	0.0%
	Barium	0.037	0.034	8.5%
	Cobalt	0.072	0.055	26.8%
	Copper	0.0012 J	0.0012 J	AC
	Lithium	0.0031 J	0.0027 J	
	Nickel	0.017	0.014	
	Zinc	0.014	0.012	
YGWA-5I / UP-DUP-3	Calcium	2.5	2.6	AC
	Barium	0.020	0.020	
	Lithium	0.0036 J	0.0037 J	
YGWA-14S / UP-DUP-2	Calcium	1.3	1.2	AC
	Barium	0.0088	0.0084	
	Beryllium	0.00025 J	0.00022 J	

Sample ID/Duplicate ID	Analyte	Sample Result	Duplicate Result	RPD
	Boron	0.020 J	0.018 J	
	Selenium	0.0014 J	0.0050 U	

Note:
AC = Acceptable

The differences in the results between the parent sample GWA-2 and field duplicate sample UP-DUP-1 were acceptable.

The differences in the results between the parent sample YGWI-5I and field duplicate sample UP-DUP-3 were acceptable.

The differences in the results between the parent sample YGWA-14S and field duplicate sample UP-DUP-2 were acceptable.

5. Laboratory Control Sample (LCS) Analysis

The LCS analysis is used to assess the accuracy of the analytical method independent of matrix interferences. The analytes associated with the LCS analysis must exhibit a percent recovery between the control limits of 80% and 120%.

The LCS analysis exhibited recoveries within the control limits.

6. System Performance and Overall Assessment

Overall system performance was acceptable. Other than for those deviations specifically mentioned in this review, the overall data quality is within the guidelines specified in the method.

Data Validation Checklist for Metals

METALS: SW-846 6010D/6020B/7470A	Reported		Performance Acceptable		Not Required
	No	Yes	No	Yes	
Inductively Coupled Plasma-Atomic Emission Spectrometry (ICP-AES) Inductively Coupled Plasma-Mass Spectrometry (ICP-MS) Atomic Absorption – Manual Cold Vapor (CV)					
Tier II Validation					
Holding Times		X		X	
Reporting limits (units)		X		X	
Blanks					
A. Method Blanks		X	X		
B. Equipment/Field Blanks		X	X		
Laboratory Control Sample (LCS) %R		X		X	
Matrix Spike (MS) %R		X		X	
Matrix Spike Duplicate (MSD) %R		X		X	
MS/MSD Precision (RPD)		X		X	
Laboratory Duplicate (RPD)	X				X
Field Duplicate (RPD)		X		X	

Notes:

%R Percent recovery

RPD Relative percent difference

General Chemistry Analyses

1. Holding Times

The specified holding times for the following methods are presented in the following table.

Method	Matrix	Holding Time	Preservation
pH by SM4500-H+ B	Water	ASAP	Cool to <6°C
Total Dissolved Solids (TDS) by SM2540C	Water	7 days from collection to analysis	Cool to <6°C
Chloride, Fluoride, and Sulfate by USEPA 300.0	Water	28 days from collection to analysis	Cool to <6°C

All samples were analyzed within the specified holding times.

2. Blank Contamination

Quality assurance (QA) blanks (i.e., method and rinse blanks) are prepared to identify any contamination which may have been introduced into the samples during sample preparation or field activity. Method blanks measure laboratory contamination. Rinse blanks measure contamination of samples during field operations.

A blank action level (BAL) of five times the concentration of a detected compound in an associated blank is calculated for QA blanks containing concentrations greater than the method detection limit (MDL). The BAL is compared to the associated sample results to determine the appropriate qualification of the sample results, if needed.

Analytes were not detected above the MDL in the associated blanks; therefore, detected sample results were not associated with blank contamination.

3. Matrix Spike/Matrix Spike Duplicate (MS/MSD)/Laboratory Duplicate Analysis

MS/MSD and laboratory duplicate data are used to assess the precision and accuracy of the analytical method.

3.1 MS/MSD Analysis

All analytes must exhibit a percent recovery within the established acceptance limits of 75% to 125%. The MS/MSD recovery control limits do not apply for MS/MSD performed on sample locations where the analyte's concentration detected in the parent sample exceeds the MS/MSD concentration by a factor of four or greater. In instance where this is true, the data will not be qualified even if the percent recovery does not meet the control limits and the laboratory flag will be removed.

The MS/MSD analysis performed using samples YGWA-21I and YGWA-5I in association with anions analysis exhibited recoveries within the control limits.

The MS/MSD analysis performed on sample locations YGWA-47 and YGWA-1D in association with anions analysis exhibited recoveries outside of the acceptance limits as presented in the table below.

Sample Location	Analyte	MS Recovery	MSD Recovery
YGWA-47	Sulfate	73%	AC (75%)
YGWA-1D	Chloride	> 125%	AC (121%)

Note:
AC = Acceptable

The criteria used to evaluate MS/MSD recoveries are presented in the following table. In the case of an MS/MSD deviation, the sample results are qualified.

Control limit	Sample Result	Qualification
MS/MSD percent recovery 30% to 74%	Non-detect	UJ
	Detect	J
MS/MSD percent recovery <30%	Non-detect	R
	Detect	J
MS/MSD percent recovery >125%	Non-detect	No Action
	Detect	J

3.2 Laboratory Duplicate Analysis

The laboratory duplicate relative percent difference (RPD) criterion is applied when parent and duplicate sample concentrations are greater than or equal to 5 times the RL. A control limit of 20% for water matrices is applied when the criteria above is true. In the instance when the parent and/or duplicate sample concentrations are less than or equal to 5 times the RL, a control limit of one times the RL is applied for water matrices.

The laboratory duplicate analysis performed using samples YGWA-47 and UP-EB-1 in association with TDS analysis exhibited an RPD within the control limit.

MS/MSD analysis was performed in replacement of the laboratory duplicate analysis in association with anions. The MS/MSD recoveries exhibited acceptable RPDs.

4. Field Duplicate Analysis

Field duplicate analysis is used to assess the overall precision of the field sampling procedures and analytical method. A control limit of 35% for water matrices is applied to the RPD between the parent sample and the field duplicate. In the instance when the parent and/or duplicate sample concentrations are less than or equal to 5 times the RL, a control limit of two times the RL is applied for water matrices.

Results for duplicate samples are summarized in the following table.

Sample ID/Duplicate ID	Analyte	Sample Result	Duplicate Result	RPD
GWA-2 / UP-DUP-1	TDS	283	271	4.4%
	Chloride	5.7	5.7	0.0%
	Sulfate	107	102	4.8%
	Fluoride	0.064 J	0.059 J	AC
YGWA-5I – UP-DUP-3	TDS	77.0	67.0	13.9%
	Chloride	4.4	4.4	AC
	Sulfate	2.4	2.4	
YGWA-14S / UP-DUP-2	TDS	56.0	53.0	5.5%
	Sulfate	6.2	6.1	1.6%
	Chloride	4.7	4.7	AC

Note:
AC = Acceptable

The differences in the results between the parent sample GWA-2 and field duplicate sample UP-DUP-1 were acceptable.

The differences in the results between the parent sample YGWI-5I and field duplicate sample UP-DUP-3 were acceptable.

The differences in the results between the parent sample YGWA-14S and field duplicate sample UP-DUP-2 were acceptable.

5. Laboratory Control Sample (LCS) Analysis

The LCS analysis is used to assess the accuracy of the analytical method independent of matrix interferences. The analytes associated with the LCS analysis must exhibit a percent recovery between the control limits of 80% and 120%.

The LCS analysis exhibited recoveries within the control limits.

6. System Performance and Overall Assessment

Overall system performance was acceptable. Other than for those deviations specifically mentioned in this review, the overall data quality is within the guidelines specified in the method.

Data Validation Checklist for General Chemistry

General Chemistry: SM4500-H+ B, SM2540C, USEPA 300.0	Reported		Performance Acceptable		Not Required
	No	Yes	No	Yes	
Miscellaneous Instrumentation					
Tier II Validation					
Holding Times		X		X	
Reporting limits (units)		X		X	
Blanks					
A. Method Blanks		X		X	
B. Equipment/Field Blanks		X		X	
Laboratory Control Sample (LCS) %R		X		X	
Matrix Spike (MS) %R		X	X		
Matrix Spike Duplicate (MSD) %R		X		X	
MS/MSD Precision (RPD)		X		X	
Laboratory Duplicate (RPD)		X		X	
Field Duplicate (RPD)		X		X	

Notes:

%R Percent recovery

RPD Relative percent difference

VALIDATION PERFORMED BY: Jennifer Singer

SIGNATURE:

DATE: March 21, 2022

PEER REVIEW: Dennis Capria

DATE: March 22, 2022

Chain of Custody / Data Qualifier Summary Table

CHAIN-OF-CUSTODY / Analytical Request Document

The Chain-of-Custody is a LEGAL DOCUMENT. All relevant fields must be completed accurately.

Page : 1 Of 1

Section A — Required Client Information:

Company:	GA Power
Address:	Atlanta, GA
Email To:	
Phone:	Fax:
Requested Due Date:	

Section B — Required Project Information:

Report To:	SCS Contacts
Copy To:	Arcadis Contacts
Purchase Order #:	
Project Name:	Plant Yates Pooled Upgradient
Project Number:	

Section C — Invoice Information:

Attention:	Southern Co.
Company Name:	
Address:	
Pace Quote:	
Pace Project Manager:	Nicole D'Oleo
Pace Profile #:	10840

Regulatory Agency: —

State / Location: Georgia

Requested Analysis Filtered (Y/N)

ITEM #	SAMPLE ID (One Character per box. (A-Z, 0-9 / , -) Sample Ids must be unique)	MATRIX CODE (see valid codes to left)	SAMPLE TYPE (G=GRAB C=COMP)	COLLECTED START DATE	COLLECTED START TIME	COLLECTED END DATE	COLLECTED END TIME	SAMPLE TEMP AT COLLECTION	# OF CONTAINERS	Preservatives: Unpreserved	H2SO4	HNO3	HCl	NaOH	Na2S2O3	Methanol	Other	Analyses Test Y/N	App III/IV Metals	Cl, F, SO4	TDS (2540C)	RAD 9315/9320	App I / II (gypsum only)	Residual Chlorine (Y/N)	
1	YGWA-39	WT	G	2/8/22	1455	–	–		5	2		3							X	X	X	X			pH: 5.75
2	YGWA-40	WT	G	2/8/22	1522	–	–		5	2		3							X	X	X	X			pH: 5.26
3	~~YGWA-1I~~	~~WT~~	~~G~~			–	–		5	2		3							X	X	X	X			pH:
4	~~YGWA-1D~~	~~WT~~	~~G~~			–	–		5	2		3							X	X	X	X			pH:
5	~~YGWA-2I~~	~~WT~~	~~G~~			–	–		5	2		3							X	X	X	X			pH:
6	~~YGWA-3I~~	~~WT~~	~~G~~			–	–		5	2		3							X	X	X	X			pH:
7	~~YGWA-3D~~	~~WT~~	~~G~~			–	–		5	2		3							X	X	X	X			pH:
8	~~YGWA-14S~~	~~WT~~	~~G~~			–	–		5	2		3							X	X	X	X			pH:
9	~~UR-DUP-2~~	~~WT~~	~~G~~			–	–		5	2		3							X	X	X	X			pH:
10	~~YGWA-30I~~	~~WT~~	~~G~~			–	–		5	2		3							X	X	X	X			pH:
11	~~UP-EB-1~~	~~WT~~	~~G~~			–	–		5	2		3							X	X	X	X			
12	~~UP-FB-1~~	~~WT~~	~~G~~			–	–		5	2		3							X	X	X	X			

ADDITIONAL COMMENTS	RELINQUISHED BY / AFFILIATION	DATE	TIME	ACCEPTED BY / AFFILIATION	DATE	TIME	SAMPLE CONDITIONS
Anions Suite 300.0 (Cl, F, Sulfate)	/Arcadis	2/9/22	0825	/Arcadis	2/9/22	0825	
App III Metals: Boron 6020B, Ca 6010C; App I/II 6020B: Zn, Ag, Ni, V	Arcadis	2/9/22	1018		2/9	1018	
App IV: Metals 6020B: Antimony (Sb), Arsenic (As), Barium (Ba), Beryllium (Be), Cadmium (Cd), Chromium (Cr), Cobalt (Co), Lead (Pb), Lithium (Li), Molybdenum (Mo), Selenium (Se) 7040A: Mercury (Hg)							

SAMPLER NAME AND SIGNATURE

PRINT Name of SAMPLER: Ken Lapszynski

SIGNATURE of SAMPLER: [signature] DATE Signed: 2/9/22

TEMP in C	Received on Ice (Y/N)	Custody Sealed Cooler (Y/N)	Samples Intact (Y/N)

CHAIN-OF-CUSTODY / Analytical Request Document

The Chain-of-Custody is a LEGAL DOCUMENT. All relevant fields must be completed accurately.

Page : 1 Of

Section A — Required Client Information:

Company:	GA Power
Address:	Atlanta, GA
Email To:	
Phone:	Fax:
Requested Due Date:	

Section B — Required Project Information:

Report To:	SCS Contacts
Copy To:	Arcadis Contacts
Purchase Order #:	
Project Name:	Plant Yates Pooled Upgradient
Project Number:	

Section C — Invoice Information:

Attention:	Southern Co.
Company Name:	
Address:	
Pace Quote:	
Pace Project Manager:	Nicole D'Oleo
Pace Profile #:	10840

Regulatory Agency: —

State / Location: Georgia

Requested Analysis Filtered (Y/N)

ITEM #	SAMPLE ID (One Character per box. (A-Z, 0-9 / , -) Sample ids must be unique)	MATRIX CODE (see valid codes to left)	SAMPLE TYPE (G=GRAB C=COMP)	COLLECTED START DATE	COLLECTED START TIME	COLLECTED END DATE	COLLECTED END TIME	SAMPLE TEMP AT COLLECTION	# OF CONTAINERS	Preservatives: Unpreserved	H2SO4	HNO3	HCl	NaOH	Na2S2O3	Methanol	Other	Analyses Test Y/N	App III/IV Metals	Cl, F, SO4	TDS (2540C)	RAD 9315/9320	Apr I/II (gypsum only)	Residual Chlorine (Y/N)
1	YGWA-47	WT	G	2/5/21	1140	–	–		5	2		3						X	X	X	X			pH 5.70
2	~~GWA-2~~	WT	G			–	–		~~5~~	~~2~~		~~3~~						X	X	X	X	X		pH:
3	~~UP-DUP-1~~	WT	G			–	–		~~5~~	~~2~~		~~3~~						X	X	X	X	X		pH:
4	~~YGWA-4I~~	WT	G			–	–		~~5~~	~~2~~		~~3~~						X	X	X	X			pH:
5	~~YGWA-5I~~	WT	G			–	–		~~5~~	~~2~~		~~3~~						X	X	X	X			pH:
6	~~UP-DUP-3~~	WT	G			–	–		~~5~~	~~2~~		~~3~~						X	X	X	X			pH:
7	~~YGWA-5D~~	WT	G			–	–		~~5~~	~~2~~		~~3~~						X	X	X	X			pH:
8	~~YGWA-11S~~	WT	G			–	–		~~5~~	~~2~~		~~3~~						X	X	X	X			pH:
9	~~UGWA-16S~~	WT	G			–	–		~~5~~	~~2~~		~~3~~						X	X	X	X			pH:
10	~~YGWA-18I~~	WT	G			–			~~5~~	~~2~~		~~3~~						X	X	X	X			pH:
11	~~YGWA-20S~~	WT	G			–	–		~~5~~	~~2~~		~~3~~						X	X	X	X			pH:
12	~~YGWA-21I~~	WT	G			–	–		~~5~~	~~2~~		~~3~~						X	X	X	X			pH:

ADDITIONAL COMMENTS	RELINQUISHED BY / AFFILIATION	DATE	TIME	ACCEPTED BY / AFFILIATION	DATE	TIME	SAMPLE CONDITIONS
Anions Suite 300.0 (Cl, F, Sulfate)	(Arcadis	2/9/22	0825	Arcadis	2/9/22	0825	
App III Metals: Boron 6020B, Ca 6010D; App VII 6020B: Zn, Ag, Ni, V	Arcadis	2/9/22	1018		2/9	1018	
App IV: Metals 6020B: Antimony (Sb), Arsenic (As), Barium (Ba), Beryllium (Be), Cadmium (Cd), Chromium (Cr), Cobalt (Co), Lead (Pb), Lithium (Li), Molybdenum (Mo), Selenium (Se); 7040A: Mercury (Hg)							

SAMPLER NAME AND SIGNATURE

PRINT Name of SAMPLER: Mark Chest

SIGNATURE of SAMPLER: — DATE Signed: 2/9/22

TEMP in C	Received on Ice (Y/N)	Custody Sealed Cooler (Y/N)	Samples Intact (Y/N)

CHAIN-OF-CUSTODY / Analytical Request Document

The Chain-of-Custody is a LEGAL DOCUMENT. All relevant fields must be completed accurately.

Page : Of

Section A Required Client Information:		Section B Required Project Information:		Section C Invoice Information:	
Company:	GA Power	Report To:	SCS Contacts	Attention:	Southern Co.
Address:	Atlanta, GA	Copy To:	Arcadis Contacts	Company Name:	
				Address:	
Email To:		Purchase Order #:		Pace Quote:	
Phone:	Fax	Project Name:	Plant Yates Pooled Upgradient	Pace Project Manager:	Nicole D'Oleo
Requested Due Date:		Project Number:		Pace Profile #:	10840

Regulatory Agency:

State / Location: Georgia

ITEM #	SAMPLE ID (One Character per box. (A-Z, 0-9 / , -) Sample Ids must be unique)	MATRIX CODE (see valid codes to left)	SAMPLE TYPE (G=GRAB C=COMP)	COLLECTED START DATE	COLLECTED START TIME	COLLECTED END DATE	COLLECTED END TIME	SAMPLE TEMP AT COLLECTION	# OF CONTAINERS	Preservatives: Unpreserved	H2SO4	HNO3	HCl	NaOH	Na2S2O3	Methanol	Other	Analyses Test (Y/N)	App III/IV Metals	Cl, F, SO4	TDS (2540C)	RAD 9315/9320	App I / II (gypsum only)	Residual Chlorine (Y/N)	
1	~~YGWA-1I~~	WT	G	[illegible]	[illegible]	[illegible]	[illegible]		5	2		3							X	X	X	X			pH:
2	GWA-2	WT	G	[illegible]	[illegible]	[illegible]	[illegible]		5	2		3							X	X	X	X	X		pH: 5.83
3	UP-DUP-1	WT	G	[illegible]	[illegible]	–	–		5	2		3							X	X	X	X	X		pH: [illegible]
4	~~YGWA-1I~~	WT	G			–	–		5	2		3							X	X	X	X			pH:
5	~~YGWA-5I~~	WT	G			–	–		5	2		3							X	X	X				pH:
6	~~UP-DUP-3~~	WT	G			–	–		5	2		3							X	X	X	X			pH:
7	~~YGWA-5S~~	WT	G			–	–		5	2		3							X	X	X	X			pH:
8	~~YGWA-17S~~	WT	G			–	–		5	2		3							X	X	X	X			pH:
9	~~UGWA-18S~~	WT	G			–	–		5	2		3							X	X	X	X			pH:
10	~~YGWA-18I~~	WT	G			–	–		5	2		3							X	X	X	X			pH:
11	~~YGWA-20S~~	WT	G			–	–		5	2		3							X	X	X	X			pH:
12	~~YGWA-21I~~	WT	G			–	–		5	2		3							X	X	X	X			pH:

ADDITIONAL COMMENTS	RELINQUISHED BY / AFFILIATION	DATE	TIME	ACCEPTED BY / AFFILIATION	DATE	TIME	SAMPLE CONDITIONS: TEMP in C	Received on Ice (Y/N)	Custody Sealed Cooler (Y/N)	Samples Intact (Y/N)
Anions Suite 300.0 (Cl, F, Sulfate)	Khalil Carson /Arcadis	2/9/22	0840	[signature]	2/9/22	0840				
App III Metals: Boron 6020B, Ca 6010D; App III 6020B: Zn, Ag, Ni, V	[signature] /Arcadis	2/9/22	1018	[signature]	2/9	1018				
App IV: Metals 6020B: Antimony (Sb), Arsenic (As), Barium (Ba), Beryllium (Be), Cadmium (Cd), Chromium (Cr), Cobalt (Co), Lead (Pb), Lithium (Li), Molybdenum (Mo), Selenium (Se) 7040A: Mercury (Hg)										

SAMPLER NAME AND SIGNATURE

PRINT Name of SAMPLER: Khalil Carson

SIGNATURE of SAMPLER: [signature]

DATE Signed: 02-09-22

SDG	Sample ID	Method	Analyte	Result	Units	Validation Qualifier	Reason for Validation Qualifier
92587091	YGWA-39	SW846 6020B	Arsenic	0.0050	mgL	UB	Blank contamination
	YGWA-40	SW846 6020B	Arsenic	0.0050	mgL	UB	Blank contamination
	YGWA-47	SW846 6020B	Arsenic	0.0050	mgL	UB	Blank contamination
		EPA 300.0	Sulfate	50.9	mgL	J	MS %R < LCL
	GWA-2	SW846 6020B	Arsenic	0.0050	mgL	UB	Blank contamination
	UP-DUP-1	SW846 6020B	Arsenic	0.0050	mgL	UB	Blank contamination
	YGWA-1I	SW846 6020B	Arsenic	0.0050	mgL	UB	Blank contamination
	YGWA-1D	SW846 6020B	Arsenic	0.0050	mgL	UB	Blank contamination
		EPA 300.0	Chloride	1.0	mgL	J	MS %R > UCL
	YGWA-2I	SW846 6020B	Arsenic	0.0050	mgL	UB	Blank contamination
	YGWA-3I	SW846 6020B	Arsenic	0.0050	mgL	UB	Blank contamination
	YGWA-3D	SW846 6020B	Arsenic	0.0050	mgL	UB	Blank contamination
	YGWA-17S	SW846 6020B	Arsenic	0.0050	mgL	UB	Blank contamination
	YGWA-18S	SW846 6020B	Arsenic	0.0050	mgL	UB	Blank contamination
			Chromium	0.0050	mgL	UB	Blank contamination
	YGWA-18I	SW846 6020B	Arsenic	0.0050	mgL	UB	Blank contamination
	YGWA-20S	SW846 6020B	Arsenic	0.0050	mgL	UB	Blank contamination
	YGWA-21I	SW846 6020B	Arsenic	0.0050	mgL	UB	Blank contamination
	YGWA-5I	SW846 6020B	Arsenic	0.0050	mgL	UB	Blank contamination
	UP-DUP-3	SW846 6020B	Arsenic	0.0050	mgL	UB	Blank contamination
	YGWA-14S	SW846 6020B	Arsenic	0.0050	mgL	UB	Blank contamination
	UP-DUP-2	SW846 6020B	Arsenic	0.0050	mgL	UB	Blank contamination
	YGWA-30I	SW846 6020B	Arsenic	0.0050	mgL	UB	Blank contamination
	YGWA-4I	SW846 6020B	Arsenic	0.0050	mgL	UB	Blank contamination
	YGWA-5D	SW846 6020B	Arsenic	0.0050	mgL	UB	Blank contamination

Abbreviations:
%R = percent recovery
LCL = lower control limit
mg/L = milligrams per liter
MS = matrix spike
UCL = upper control limit

Qualifiers:
J = estimated result
UB = not detected due to blank contamination

Pace Analytical Services, LLC
110 Technology Parkway
Peachtree Corners, GA 30092
(770)734-4200

February 25, 2022

Ms. Lauren Petty
Southern Company
42 Inverness Center Parkway
Birmingham, AL 35242

RE: Project: YATES POOLED UPGRADIENT
Pace Project No.: 92587091

Dear Ms. Petty:

Enclosed are the analytical results for sample(s) received by the laboratory between February 09, 2022 and February 11, 2022. The results relate only to the samples included in this report. Results reported herein conform to the applicable TNI/NELAC Standards and the laboratory's Quality Manual, where applicable, unless otherwise noted in the body of the report.

The test results provided in this final report were generated by each of the following laboratories within the Pace Network:

- Pace Analytical Services - Asheville
- Pace Analytical Services - Charlotte
- Pace Analytical Services - Peachtree Corners, GA

If you have any questions concerning this report, please feel free to contact me.

Sincerely,

Nicole D'Oleo

Nicole D'Oleo
nicole.d'oleo@pacelabs.com
(704)875-9092
Project Manager

Enclosures

cc: Joju Abraham, Georgia Power-CCR
Anna Bottum, ERM
Andrea Brazell, ERM
Lauren Coker, Georgia Pwer
Geoffrey Gay, ARCADIS - Atlanta
Kristen Jurinko
Kelley Sharpe, ARCADIS - Atlanta
Alex Simpson, Arcadis
Lacy Smith, ERM
Samantha Thomas
Caitlin Tillema, ERM
Christine Weaver, ERM
Albert Zumbuhl, Arcadis

REPORT OF LABORATORY ANALYSIS

This report shall not be reproduced, except in full,
without the written consent of Pace Analytical Services, LLC.

Pace Analytical Services, LLC
110 Technology Parkway
Peachtree Corners, GA 30092
(770)734-4200

CERTIFICATIONS

Project: YATES POOLED UPGRADIENT
Pace Project No.: 92587091

Pace Analytical Services Charlotte
South Carolina Laboratory ID: 99006
9800 Kincey Ave. Ste 100, Huntersville, NC 28078
North Carolina Drinking Water Certification #: 37706
North Carolina Field Services Certification #: 5342
North Carolina Wastewater Certification #: 12
South Carolina Laboratory ID: 99006
South Carolina Certification #: 99006001
South Carolina Drinking Water Cert. #: 99006003
Florida/NELAP Certification #: E87627
Kentucky UST Certification #: 84
Louisiana DoH Drinking Water #: LA029
Virginia/VELAP Certification #: 460221

Pace Analytical Services Asheville
2225 Riverside Drive, Asheville, NC 28804
Florida/NELAP Certification #: E87648
North Carolina Drinking Water Certification #: 37712
North Carolina Wastewater Certification #: 40
South Carolina Laboratory ID: 99030
South Carolina Certification #: 99030001
Virginia/VELAP Certification #: 460222

Pace Analytical Services Peachtree Corners
110 Technology Pkwy, Peachtree Corners, GA 30092
Florida DOH Certification #: E87315
Georgia DW Inorganics Certification #: 812
North Carolina Certification #: 381
South Carolina Certification #: 98011001

This report shall not be reproduced, except in full,
without the written consent of Pace Analytical Services, LLC.

Pace Analytical Services, LLC
110 Technology Parkway
Peachtree Corners, GA 30092
(770)734-4200

SAMPLE SUMMARY

Project: YATES POOLED UPGRADIENT
Pace Project No.: 92587091

Lab ID	Sample ID	Matrix	Date Collected	Date Received
92587091001	**YGWA-39**	Water	02/08/22 14:55	02/09/22 10:18
92587091002	**YGWA-40**	Water	02/08/22 13:22	02/09/22 10:18
92587091003	**YGWA-47**	Water	02/08/22 11:40	02/09/22 10:18
92587091004	**GWA-2**	Water	02/08/22 11:50	02/09/22 10:18
92587091005	**UP-DUP-1**	Water	02/08/22 00:00	02/09/22 10:18
92587091006	**YGWA-1I**	Water	02/09/22 13:45	02/10/22 17:00
92587091007	**YGWA-1D**	Water	02/09/22 14:45	02/10/22 17:00
92587091008	**YGWA-2I**	Water	02/09/22 17:35	02/10/22 17:00
92587091009	**YGWA-3I**	Water	02/09/22 11:35	02/10/22 17:00
92587091010	**YGWA-3D**	Water	02/09/22 10:20	02/10/22 17:00
92587091011	**UP-EB-1**	Water	02/09/22 13:06	02/10/22 17:00
92587091012	**UP-FB-1**	Water	02/09/22 10:47	02/10/22 17:00
92587091013	**YGWA-17S**	Water	02/09/22 10:20	02/10/22 17:00
92587091014	**YGWA-18S**	Water	02/09/22 12:24	02/10/22 17:00
92587091015	**YGWA-18I**	Water	02/09/22 14:31	02/10/22 17:00
92587091016	**YGWA-20S**	Water	02/09/22 16:19	02/10/22 17:00
92587091017	**YGWA-21I**	Water	02/09/22 17:40	02/10/22 17:00
92587091018	**YGWA-5I**	Water	02/10/22 17:27	02/11/22 16:45
92587091019	**UP-DUP-3**	Water	02/10/22 00:00	02/11/22 16:45
92587091020	**YGWA-14S**	Water	02/10/22 16:20	02/11/22 16:45
92587091021	**UP-DUP-2**	Water	02/10/22 00:00	02/11/22 16:45
92587091022	**YGWA-30I**	Water	02/11/22 09:20	02/11/22 16:45
92587091023	**YGWA-4I**	Water	02/11/22 10:40	02/11/22 16:45
92587091024	**YGWA-5D**	Water	02/10/22 17:46	02/11/22 16:45
92587091025	**UP-EB-2**	Water	02/10/22 11:40	02/11/22 16:45
92587091026	**UP-FB-2**	Water	02/10/22 17:13	02/11/22 16:45

REPORT OF LABORATORY ANALYSIS

This report shall not be reproduced, except in full,
without the written consent of Pace Analytical Services, LLC.

Pace Analytical Services, LLC
110 Technology Parkway
Peachtree Corners, GA 30092
(770)734-4200

SAMPLE ANALYTE COUNT

Project: YATES POOLED UPGRADIENT
Pace Project No.: 92587091

Lab ID	Sample ID	Method	Analysts	Analytes Reported
92587091001	**YGWA-39**	EPA 6010D	KH	1
		EPA 6020B	CW1	13
		EPA 7470A	VB	1
		SM 2540C-2015	ALW	1
		EPA 300.0 Rev 2.1 1993	JCM	3
92587091002	**YGWA-40**	EPA 6010D	KH	1
		EPA 6020B	CW1	13
		EPA 7470A	VB	1
		SM 2540C-2015	ALW	1
		EPA 300.0 Rev 2.1 1993	JCM	3
92587091003	**YGWA-47**	EPA 6010D	KH	1
		EPA 6020B	CW1	13
		EPA 7470A	VB	1
		SM 2540C-2015	ALW	1
		EPA 300.0 Rev 2.1 1993	JCM	3
92587091004	**GWA-2**	EPA 6010D	KH	1
		EPA 6020B	CW1	18
		EPA 7470A	VB	1
		SM 2540C-2015	ALW	1
		EPA 300.0 Rev 2.1 1993	JCM	3
92587091005	**UP-DUP-1**	EPA 6010D	KH	1
		EPA 6020B	CW1	18
		EPA 7470A	VB	1
		SM 2540C-2015	ALW	1
		EPA 300.0 Rev 2.1 1993	JCM	3
92587091006	**YGWA-1I**	EPA 6010D	KH	1
		EPA 6020B	CW1	13
		EPA 7470A	VB	1
		SM 2540C-2015	ALW	1
		EPA 300.0 Rev 2.1 1993	JCM	3
92587091007	**YGWA-1D**	EPA 6010D	KH	1
		EPA 6020B	CW1	13
		EPA 7470A	VB	1
		SM 2540C-2015	ALW	1
		EPA 300.0 Rev 2.1 1993	JCM	3
92587091008	**YGWA-2I**	EPA 6010D	KH	1
		EPA 6020B	CW1	13

This report shall not be reproduced, except in full,
without the written consent of Pace Analytical Services, LLC.

Pace Analytical Services, LLC
110 Technology Parkway
Peachtree Corners, GA 30092
(770)734-4200

SAMPLE ANALYTE COUNT

Project: YATES POOLED UPGRADIENT
Pace Project No.: 92587091

Lab ID	Sample ID	Method	Analysts	Analytes Reported
		EPA 7470A	VB	1
		SM 2540C-2015	ALW	1
		EPA 300.0 Rev 2.1 1993	JCM	3
92587091009	**YGWA-3I**	EPA 6010D	KH	1
		EPA 6020B	CW1	13
		EPA 7470A	VB	1
		SM 2540C-2015	ALW	1
		EPA 300.0 Rev 2.1 1993	JCM	3
92587091010	**YGWA-3D**	EPA 6010D	KH	1
		EPA 6020B	CW1	13
		EPA 7470A	VB	1
		SM 2540C-2015	ALW	1
		EPA 300.0 Rev 2.1 1993	JCM	3
92587091011	**UP-EB-1**	EPA 6010D	KH	1
		EPA 6020B	CW1	13
		EPA 7470A	VB	1
		SM 2540C-2015	ALW	1
		EPA 300.0 Rev 2.1 1993	JCM	3
92587091012	**UP-FB-1**	EPA 6010D	KH	1
		EPA 6020B	CW1	13
		EPA 7470A	VB	1
		SM 2540C-2015	ALW	1
		EPA 300.0 Rev 2.1 1993	JCM	3
92587091013	**YGWA-17S**	EPA 6010D	KH	1
		EPA 6020B	CW1	13
		EPA 7470A	VB	1
		SM 2540C-2015	ALW	1
		EPA 300.0 Rev 2.1 1993	JCM	3
92587091014	**YGWA-18S**	EPA 6010D	KH	1
		EPA 6020B	CW1	13
		EPA 7470A	VB	1
		SM 2540C-2015	ALW	1
		EPA 300.0 Rev 2.1 1993	JCM	3
92587091015	**YGWA-18I**	EPA 6010D	KH	1
		EPA 6020B	CW1	13
		EPA 7470A	VB	1
		SM 2540C-2015	ALW	1

REPORT OF LABORATORY ANALYSIS

This report shall not be reproduced, except in full,
without the written consent of Pace Analytical Services, LLC.

Pace Analytical Services, LLC
110 Technology Parkway
Peachtree Corners, GA 30092
(770)734-4200

SAMPLE ANALYTE COUNT

Project: YATES POOLED UPGRADIENT
Pace Project No.: 92587091

Lab ID	Sample ID	Method	Analysts	Analytes Reported
		EPA 300.0 Rev 2.1 1993	JCM	3
92587091016	**YGWA-20S**	EPA 6010D	KH	1
		EPA 6020B	CW1	13
		EPA 7470A	VB	1
		SM 2540C-2015	ALW	1
		EPA 300.0 Rev 2.1 1993	JCM	3
92587091017	**YGWA-21I**	EPA 6010D	KH	1
		EPA 6020B	CW1	13
		EPA 7470A	VB	1
		SM 2540C-2015	ALW	1
		EPA 300.0 Rev 2.1 1993	CDC	3
92587091018	**YGWA-5I**	EPA 6010D	KH	1
		EPA 6020B	CW1	13
		EPA 7470A	VB	1
		SM 2540C-2015	ALW	1
		EPA 300.0 Rev 2.1 1993	JCM	3
92587091019	**UP-DUP-3**	EPA 6010D	KH	1
		EPA 6020B	CW1	13
		EPA 7470A	VB	1
		SM 2540C-2015	ALW	1
		EPA 300.0 Rev 2.1 1993	JCM	3
92587091020	**YGWA-14S**	EPA 6010D	KH	1
		EPA 6020B	CW1	13
		EPA 7470A	VB	1
		SM 2540C-2015	ALW	1
		EPA 300.0 Rev 2.1 1993	JCM	3
92587091021	**UP-DUP-2**	EPA 6010D	KH	1
		EPA 6020B	CW1	13
		EPA 7470A	VB	1
		SM 2540C-2015	ALW	1
		EPA 300.0 Rev 2.1 1993	JCM	3
92587091022	**YGWA-30I**	EPA 6010D	KH	1
		EPA 6020B	CW1	13
		EPA 7470A	VB	1
		SM 2540C-2015	ALW	1
		EPA 300.0 Rev 2.1 1993	JCM	3
92587091023	**YGWA-4I**	EPA 6010D	KH	1

This report shall not be reproduced, except in full,
without the written consent of Pace Analytical Services, LLC.

Pace Analytical Services, LLC
110 Technology Parkway
Peachtree Corners, GA 30092
(770)734-4200

SAMPLE ANALYTE COUNT

Project: YATES POOLED UPGRADIENT
Pace Project No.: 92587091

Lab ID	Sample ID	Method	Analysts	Analytes Reported
		EPA 6020B	CW1	13
		EPA 7470A	VB	1
		SM 2540C-2015	ALW	1
		EPA 300.0 Rev 2.1 1993	JCM	3
92587091024	**YGWA-5D**	EPA 6010D	KH	1
		EPA 6020B	CW1	13
		EPA 7470A	VB	1
		SM 2540C-2015	ALW	1
		EPA 300.0 Rev 2.1 1993	JCM	3
92587091025	**UP-EB-2**	EPA 6010D	KH	1
		EPA 6020B	CW1	13
		EPA 7470A	VB	1
		SM 2540C-2015	ALW	1
		EPA 300.0 Rev 2.1 1993	JCM	3
92587091026	**UP-FB-2**	EPA 6010D	KH	1
		EPA 6020B	CW1	13
		EPA 7470A	VB	1
		SM 2540C-2015	ALW	1
		EPA 300.0 Rev 2.1 1993	JCM	3

PASI-A = Pace Analytical Services - Asheville
PASI-C = Pace Analytical Services - Charlotte
PASI-GA = Pace Analytical Services - Peachtree Corners, GA

This report shall not be reproduced, except in full,
without the written consent of Pace Analytical Services, LLC.

Pace Analytical Services, LLC
110 Technology Parkway
Peachtree Corners, GA 30092
(770)734-4200

SUMMARY OF DETECTION

Project: YATES POOLED UPGRADIENT
Pace Project No.: 92587091

Lab Sample ID / Method	Client Sample ID / Parameters	Result	Units	Report Limit	Analyzed	Qualifiers
92587091001	**YGWA-39**					
	Performed by	CUSTOMER			02/09/22 12:38	
	pH	5.78	Std. Units		02/09/22 12:38	
EPA 6010D	Calcium	15.2	mg/L	1.0	02/23/22 21:07	
EPA 6020B	Arsenic	0.0034J	mg/L	0.0050	02/23/22 19:41	B
EPA 6020B	Barium	0.041	mg/L	0.0050	02/23/22 19:41	
EPA 6020B	Boron	0.13	mg/L	0.040	02/24/22 12:58	
EPA 6020B	Cadmium	0.00063	mg/L	0.00050	02/23/22 19:41	
EPA 6020B	Cobalt	0.0012J	mg/L	0.0050	02/23/22 19:41	
EPA 6020B	Lithium	0.0080J	mg/L	0.030	02/23/22 19:41	
EPA 6020B	Molybdenum	0.0035J	mg/L	0.010	02/23/22 19:41	
SM 2540C-2015	Total Dissolved Solids	248	mg/L	10.0	02/14/22 15:20	
EPA 300.0 Rev 2.1 1993	Chloride	7.4	mg/L	1.0	02/15/22 08:56	
EPA 300.0 Rev 2.1 1993	Fluoride	0.052J	mg/L	0.10	02/15/22 08:56	
EPA 300.0 Rev 2.1 1993	Sulfate	14.6	mg/L	1.0	02/15/22 08:56	
92587091002	**YGWA-40**					
	Performed by	CUSTOMER			02/09/22 12:38	
	pH	5.26	Std. Units		02/09/22 12:38	
EPA 6010D	Calcium	6.0	mg/L	1.0	02/23/22 21:12	
EPA 6020B	Arsenic	0.0030J	mg/L	0.0050	02/23/22 19:47	B
EPA 6020B	Barium	0.039	mg/L	0.0050	02/23/22 19:47	
EPA 6020B	Beryllium	0.00028J	mg/L	0.00050	02/23/22 19:47	
EPA 6020B	Boron	0.074	mg/L	0.040	02/24/22 13:04	
EPA 6020B	Lithium	0.00076J	mg/L	0.030	02/23/22 19:47	
EPA 6020B	Selenium	0.0014J	mg/L	0.0050	02/23/22 19:47	
EPA 7470A	Mercury	0.00013J	mg/L	0.00020	02/16/22 15:55	
SM 2540C-2015	Total Dissolved Solids	93.0	mg/L	10.0	02/14/22 15:20	
EPA 300.0 Rev 2.1 1993	Chloride	6.2	mg/L	1.0	02/15/22 09:10	
EPA 300.0 Rev 2.1 1993	Sulfate	17.9	mg/L	1.0	02/15/22 09:10	
92587091003	**YGWA-47**					
	Performed by	CUSTOMER			02/09/22 12:39	
	pH	5.40	Std. Units		02/09/22 12:39	
EPA 6010D	Calcium	9.4	mg/L	1.0	02/23/22 21:26	
EPA 6020B	Arsenic	0.0027J	mg/L	0.0050	02/23/22 19:53	B
EPA 6020B	Barium	0.030	mg/L	0.0050	02/23/22 19:53	
EPA 6020B	Beryllium	0.000056J	mg/L	0.00050	02/23/22 19:53	
EPA 6020B	Boron	0.015J	mg/L	0.040	02/23/22 19:53	
EPA 6020B	Cobalt	0.0013J	mg/L	0.0050	02/23/22 19:53	
EPA 6020B	Lithium	0.0039J	mg/L	0.030	02/23/22 19:53	
SM 2540C-2015	Total Dissolved Solids	151	mg/L	10.0	02/15/22 16:02	
EPA 300.0 Rev 2.1 1993	Chloride	3.2	mg/L	1.0	02/15/22 09:52	
EPA 300.0 Rev 2.1 1993	Sulfate	50.9	mg/L	1.0	02/15/22 09:52	M1
92587091004	**GWA-2**					
	Performed by	CUSTOMER			02/09/22 12:39	

REPORT OF LABORATORY ANALYSIS

This report shall not be reproduced, except in full,
without the written consent of Pace Analytical Services, LLC.

Pace Analytical Services, LLC
110 Technology Parkway
Peachtree Corners, GA 30092
(770)734-4200

SUMMARY OF DETECTION

Project: YATES POOLED UPGRADIENT
Pace Project No.: 92587091

Lab Sample ID / Method	Client Sample ID / Parameters	Result	Units	Report Limit	Analyzed	Qualifiers
92587091004	**GWA-2**					
	pH	5.83	Std. Units		02/09/22 12:39	
EPA 6010D	Calcium	25.6	mg/L	1.0	02/23/22 21:31	
EPA 6020B	Arsenic	0.0033J	mg/L	0.0050	02/23/22 19:59	B
EPA 6020B	Barium	0.037	mg/L	0.0050	02/23/22 19:59	
EPA 6020B	Cobalt	0.072	mg/L	0.0050	02/23/22 19:59	
EPA 6020B	Copper	0.0012J	mg/L	0.0050	02/23/22 19:59	
EPA 6020B	Lithium	0.0031J	mg/L	0.030	02/23/22 19:59	
EPA 6020B	Nickel	0.017	mg/L	0.0050	02/23/22 19:59	
EPA 6020B	Zinc	0.014	mg/L	0.010	02/23/22 19:59	
SM 2540C-2015	Total Dissolved Solids	283	mg/L	10.0	02/15/22 16:03	
EPA 300.0 Rev 2.1 1993	Chloride	5.7	mg/L	1.0	02/15/22 10:34	
EPA 300.0 Rev 2.1 1993	Fluoride	0.064J	mg/L	0.10	02/15/22 10:34	
EPA 300.0 Rev 2.1 1993	Sulfate	107	mg/L	3.0	02/15/22 18:19	
92587091005	**UP-DUP-1**					
EPA 6010D	Calcium	25.6	mg/L	1.0	02/23/22 21:36	
EPA 6020B	Arsenic	0.0034J	mg/L	0.0050	02/23/22 20:05	B
EPA 6020B	Barium	0.034	mg/L	0.0050	02/23/22 20:05	
EPA 6020B	Cobalt	0.055	mg/L	0.0050	02/23/22 20:05	
EPA 6020B	Copper	0.0012J	mg/L	0.0050	02/23/22 20:05	
EPA 6020B	Lithium	0.0027J	mg/L	0.030	02/23/22 20:05	
EPA 6020B	Nickel	0.014	mg/L	0.0050	02/23/22 20:05	
EPA 6020B	Zinc	0.012	mg/L	0.010	02/23/22 20:05	
SM 2540C-2015	Total Dissolved Solids	271	mg/L	10.0	02/15/22 16:03	
EPA 300.0 Rev 2.1 1993	Chloride	5.7	mg/L	1.0	02/15/22 10:48	
EPA 300.0 Rev 2.1 1993	Fluoride	0.059J	mg/L	0.10	02/15/22 10:48	
EPA 300.0 Rev 2.1 1993	Sulfate	102	mg/L	2.0	02/15/22 18:34	
92587091006	**YGWA-1I**					
	Performed by	CUSTOMER			02/11/22 10:07	
	pH	6.24	Std. Units		02/11/22 10:07	
EPA 6010D	Calcium	2.1	mg/L	1.0	02/23/22 21:50	
EPA 6020B	Arsenic	0.0033J	mg/L	0.0050	02/23/22 20:23	B
EPA 6020B	Barium	0.0088	mg/L	0.0050	02/23/22 20:23	
EPA 6020B	Cobalt	0.0023J	mg/L	0.0050	02/23/22 20:23	
EPA 6020B	Lithium	0.0027J	mg/L	0.030	02/23/22 20:23	
EPA 6020B	Molybdenum	0.0055J	mg/L	0.010	02/23/22 20:23	
SM 2540C-2015	Total Dissolved Solids	57.0	mg/L	10.0	02/15/22 16:30	
EPA 300.0 Rev 2.1 1993	Chloride	1.3	mg/L	1.0	02/16/22 13:32	
EPA 300.0 Rev 2.1 1993	Sulfate	5.1	mg/L	1.0	02/16/22 13:32	
92587091007	**YGWA-1D**					
	Performed by	CUSTOMER			02/11/22 10:07	
	pH	7.12	Std. Units		02/11/22 10:07	
EPA 6010D	Calcium	14.9	mg/L	1.0	02/23/22 21:55	
EPA 6020B	Arsenic	0.0031J	mg/L	0.0050	02/23/22 20:41	B
EPA 6020B	Barium	0.0067	mg/L	0.0050	02/23/22 20:41	

REPORT OF LABORATORY ANALYSIS

This report shall not be reproduced, except in full,
without the written consent of Pace Analytical Services, LLC.

Pace Analytical Services, LLC
110 Technology Parkway
Peachtree Corners, GA 30092
(770)734-4200

SUMMARY OF DETECTION

Project: YATES POOLED UPGRADIENT
Pace Project No.: 92587091

Lab Sample ID / Method	Client Sample ID / Parameters	Result	Units	Report Limit	Analyzed	Qualifiers
92587091007	**YGWA-1D**					
EPA 6020B	Cobalt	0.00072J	mg/L	0.0050	02/23/22 20:41	
EPA 6020B	Lithium	0.013J	mg/L	0.030	02/23/22 20:41	
EPA 6020B	Molybdenum	0.0093J	mg/L	0.010	02/23/22 20:41	
SM 2540C-2015	Total Dissolved Solids	105	mg/L	10.0	02/15/22 16:30	
EPA 300.0 Rev 2.1 1993	Chloride	1.0	mg/L	1.0	02/16/22 13:46	M1
EPA 300.0 Rev 2.1 1993	Fluoride	0.057J	mg/L	0.10	02/16/22 13:46	M1
EPA 300.0 Rev 2.1 1993	Sulfate	9.3	mg/L	1.0	02/16/22 13:46	M1
92587091008	**YGWA-2I**					
	Performed by	CUSTOMER			02/11/22 10:07	
	pH	5.89	Std. Units		02/11/22 10:07	
EPA 6010D	Calcium	23.4	mg/L	1.0	02/23/22 21:59	
EPA 6020B	Arsenic	0.0037J	mg/L	0.0050	02/23/22 20:47	B
EPA 6020B	Barium	0.0029J	mg/L	0.0050	02/23/22 20:47	
EPA 6020B	Lithium	0.0060J	mg/L	0.030	02/23/22 20:47	
EPA 6020B	Molybdenum	0.0057J	mg/L	0.010	02/23/22 20:47	
SM 2540C-2015	Total Dissolved Solids	156	mg/L	10.0	02/15/22 16:31	
EPA 300.0 Rev 2.1 1993	Chloride	1.0J	mg/L	1.0	02/16/22 14:28	
EPA 300.0 Rev 2.1 1993	Fluoride	0.094J	mg/L	0.10	02/16/22 14:28	
EPA 300.0 Rev 2.1 1993	Sulfate	18.0	mg/L	1.0	02/16/22 14:28	
92587091009	**YGWA-3I**					
	Performed by	CUSTOMER			02/11/22 10:07	
	pH	7.66	Std. Units		02/11/22 10:07	
EPA 6010D	Calcium	23.7	mg/L	1.0	02/23/22 22:42	
EPA 6020B	Arsenic	0.0018J	mg/L	0.0050	02/24/22 17:09	B
EPA 6020B	Barium	0.0031J	mg/L	0.0050	02/24/22 17:09	
EPA 6020B	Lithium	0.021J	mg/L	0.030	02/24/22 17:09	
EPA 6020B	Molybdenum	0.0087J	mg/L	0.010	02/24/22 17:09	
SM 2540C-2015	Total Dissolved Solids	145	mg/L	10.0	02/15/22 16:31	
EPA 300.0 Rev 2.1 1993	Chloride	1.1	mg/L	1.0	02/16/22 14:42	
EPA 300.0 Rev 2.1 1993	Fluoride	0.097J	mg/L	0.10	02/16/22 14:42	
EPA 300.0 Rev 2.1 1993	Sulfate	16.0	mg/L	1.0	02/16/22 14:42	
92587091010	**YGWA-3D**					
	Performed by	CUSTOMER			02/11/22 10:07	
	pH	7.97	Std. Units		02/11/22 10:07	
EPA 6010D	Calcium	30.3	mg/L	1.0	02/23/22 22:47	M1
EPA 6020B	Antimony	0.0018J	mg/L	0.0030	02/24/22 17:33	
EPA 6020B	Arsenic	0.0020J	mg/L	0.0050	02/24/22 17:33	B
EPA 6020B	Barium	0.0051	mg/L	0.0050	02/24/22 17:33	
EPA 6020B	Boron	0.010J	mg/L	0.040	02/24/22 17:33	
EPA 6020B	Lithium	0.026J	mg/L	0.030	02/24/22 17:33	
EPA 6020B	Molybdenum	0.013	mg/L	0.010	02/24/22 17:33	
SM 2540C-2015	Total Dissolved Solids	154	mg/L	10.0	02/15/22 16:31	
EPA 300.0 Rev 2.1 1993	Chloride	1.1	mg/L	1.0	02/16/22 14:55	

This report shall not be reproduced, except in full,
without the written consent of Pace Analytical Services, LLC.

Pace Analytical Services, LLC
110 Technology Parkway
Peachtree Corners, GA 30092
(770)734-4200

SUMMARY OF DETECTION

Project: YATES POOLED UPGRADIENT
Pace Project No.: 92587091

Lab Sample ID / Method	Client Sample ID / Parameters	Result	Units	Report Limit	Analyzed	Qualifiers
92587091010	**YGWA-3D**					
EPA 300.0 Rev 2.1 1993	Fluoride	0.43	mg/L	0.10	02/16/22 14:55	
EPA 300.0 Rev 2.1 1993	Sulfate	7.2	mg/L	1.0	02/16/22 14:55	
92587091011	**UP-EB-1**					
EPA 6020B	Arsenic	0.0019J	mg/L	0.0050	02/24/22 17:39	B
92587091012	**UP-FB-1**					
EPA 6020B	Arsenic	0.0018J	mg/L	0.0050	02/24/22 17:45	B
92587091013	**YGWA-17S**					
	Performed by	CUSTOMER			02/11/22 10:08	
	pH	5.53	Std. Units		02/11/22 10:08	
EPA 6010D	Calcium	2.8	mg/L	1.0	02/23/22 23:25	
EPA 6020B	Arsenic	0.0024J	mg/L	0.0050	02/24/22 17:51	B
EPA 6020B	Barium	0.017	mg/L	0.0050	02/24/22 17:51	
EPA 6020B	Beryllium	0.00011J	mg/L	0.00050	02/24/22 17:51	
EPA 6020B	Boron	0.0098J	mg/L	0.040	02/24/22 17:51	
SM 2540C-2015	Total Dissolved Solids	81.0	mg/L	10.0	02/15/22 16:31	
EPA 300.0 Rev 2.1 1993	Chloride	10.9	mg/L	1.0	02/16/22 16:55	
EPA 300.0 Rev 2.1 1993	Sulfate	4.8	mg/L	1.0	02/16/22 16:55	
92587091014	**YGWA-18S**					
	Performed by	CUSTOMER			02/11/22 10:08	
	pH	5.28	Std. Units		02/11/22 10:08	
EPA 6010D	Calcium	0.87J	mg/L	1.0	02/23/22 23:30	
EPA 6020B	Arsenic	0.0024J	mg/L	0.0050	02/24/22 18:09	B
EPA 6020B	Barium	0.014	mg/L	0.0050	02/24/22 18:09	
EPA 6020B	Beryllium	0.000089J	mg/L	0.00050	02/24/22 18:09	
EPA 6020B	Chromium	0.0014J	mg/L	0.0050	02/24/22 18:09	B
EPA 6020B	Lithium	0.0015J	mg/L	0.030	02/24/22 18:09	
SM 2540C-2015	Total Dissolved Solids	60.0	mg/L	10.0	02/15/22 16:31	
EPA 300.0 Rev 2.1 1993	Chloride	7.0	mg/L	1.0	02/16/22 17:09	
EPA 300.0 Rev 2.1 1993	Sulfate	1.1	mg/L	1.0	02/16/22 17:09	
92587091015	**YGWA-18I**					
	Performed by	CUSTOMER			02/11/22 10:08	
	pH	5.98	Std. Units		02/11/22 10:08	
EPA 6010D	Calcium	5.1	mg/L	1.0	02/23/22 23:35	
EPA 6020B	Arsenic	0.0022J	mg/L	0.0050	02/24/22 18:15	B
EPA 6020B	Barium	0.021	mg/L	0.0050	02/24/22 18:15	
EPA 6020B	Lithium	0.0032J	mg/L	0.030	02/24/22 18:15	
SM 2540C-2015	Total Dissolved Solids	103	mg/L	10.0	02/15/22 16:31	
EPA 300.0 Rev 2.1 1993	Chloride	7.5	mg/L	1.0	02/16/22 17:22	
EPA 300.0 Rev 2.1 1993	Sulfate	0.51J	mg/L	1.0	02/16/22 17:22	
92587091016	**YGWA-20S**					
	Performed by	CUSTOMER			02/11/22 10:08	

This report shall not be reproduced, except in full,
without the written consent of Pace Analytical Services, LLC.

Pace Analytical Services, LLC
110 Technology Parkway
Peachtree Corners, GA 30092
(770)734-4200

SUMMARY OF DETECTION

Project: YATES POOLED UPGRADIENT
Pace Project No.: 92587091

Lab Sample ID / Method	Client Sample ID / Parameters	Result	Units	Report Limit	Analyzed	Qualifiers
92587091016	**YGWA-20S**					
	pH	5.91	Std. Units		02/11/22 10:08	
EPA 6010D	Calcium	2.3	mg/L	1.0	02/23/22 23:40	
EPA 6020B	Arsenic	0.0021J	mg/L	0.0050	02/24/22 18:21	B
EPA 6020B	Barium	0.014	mg/L	0.0050	02/24/22 18:21	
EPA 6020B	Beryllium	0.000077J	mg/L	0.00050	02/24/22 18:21	
EPA 6020B	Lithium	0.00082J	mg/L	0.030	02/24/22 18:21	
SM 2540C-2015	Total Dissolved Solids	72.0	mg/L	10.0	02/15/22 16:31	
EPA 300.0 Rev 2.1 1993	Chloride	2.8	mg/L	1.0	02/16/22 17:36	
92587091017	**YGWA-21I**					
	Performed by	CUSTOMER			02/11/22 10:08	
	pH	6.84	Std. Units		02/11/22 10:08	
EPA 6010D	Calcium	9.8	mg/L	1.0	02/23/22 23:44	
EPA 6020B	Arsenic	0.0036J	mg/L	0.0050	02/24/22 18:27	B
EPA 6020B	Barium	0.011	mg/L	0.0050	02/24/22 18:27	
EPA 6020B	Cobalt	0.0078	mg/L	0.0050	02/24/22 18:27	
EPA 6020B	Lithium	0.0061J	mg/L	0.030	02/24/22 18:27	
SM 2540C-2015	Total Dissolved Solids	131	mg/L	10.0	02/15/22 16:31	
EPA 300.0 Rev 2.1 1993	Chloride	1.7	mg/L	1.0	02/17/22 02:57	
EPA 300.0 Rev 2.1 1993	Fluoride	0.10	mg/L	0.10	02/17/22 02:57	
EPA 300.0 Rev 2.1 1993	Sulfate	3.9	mg/L	1.0	02/17/22 02:57	
92587091018	**YGWA-5I**					
	Performed by	CUSTOMER			02/14/22 11:36	
	pH	5.14	Std. Units		02/14/22 11:36	
EPA 6010D	Calcium	2.5	mg/L	1.0	02/23/22 23:49	
EPA 6020B	Arsenic	0.0016J	mg/L	0.0050	02/24/22 18:33	B
EPA 6020B	Barium	0.020	mg/L	0.0050	02/24/22 18:33	
EPA 6020B	Lithium	0.0036J	mg/L	0.030	02/24/22 18:33	
SM 2540C-2015	Total Dissolved Solids	77.0	mg/L	10.0	02/17/22 16:07	
EPA 300.0 Rev 2.1 1993	Chloride	4.4	mg/L	1.0	02/19/22 13:40	
EPA 300.0 Rev 2.1 1993	Sulfate	2.4	mg/L	1.0	02/19/22 13:40	
92587091019	**UP-DUP-3**					
EPA 6010D	Calcium	2.6	mg/L	1.0	02/23/22 23:54	
EPA 6020B	Arsenic	0.0017J	mg/L	0.0050	02/24/22 18:39	B
EPA 6020B	Barium	0.020	mg/L	0.0050	02/24/22 18:39	
EPA 6020B	Lithium	0.0037J	mg/L	0.030	02/24/22 18:39	
SM 2540C-2015	Total Dissolved Solids	67.0	mg/L	10.0	02/17/22 16:07	
EPA 300.0 Rev 2.1 1993	Chloride	4.4	mg/L	1.0	02/19/22 14:20	
EPA 300.0 Rev 2.1 1993	Sulfate	2.4	mg/L	1.0	02/19/22 14:20	
92587091020	**YGWA-14S**					
	Performed by	CUSTOMER			02/14/22 11:36	
	pH	4.50	Std. Units		02/14/22 11:36	
EPA 6010D	Calcium	1.3	mg/L	1.0	02/23/22 23:59	
EPA 6020B	Arsenic	0.0016J	mg/L	0.0050	02/24/22 18:45	B

This report shall not be reproduced, except in full,
without the written consent of Pace Analytical Services, LLC.

Pace Analytical Services, LLC
110 Technology Parkway
Peachtree Corners, GA 30092
(770)734-4200

SUMMARY OF DETECTION

Project: YATES POOLED UPGRADIENT
Pace Project No.: 92587091

Lab Sample ID / Method	Client Sample ID / Parameters	Result	Units	Report Limit	Analyzed	Qualifiers
92587091020	**YGWA-14S**					
EPA 6020B	Barium	0.0088	mg/L	0.0050	02/24/22 18:45	
EPA 6020B	Beryllium	0.00025J	mg/L	0.00050	02/24/22 18:45	
EPA 6020B	Boron	0.020J	mg/L	0.040	02/24/22 18:45	
EPA 6020B	Selenium	0.0014J	mg/L	0.0050	02/24/22 18:45	
SM 2540C-2015	Total Dissolved Solids	56.0	mg/L	10.0	02/17/22 16:07	
EPA 300.0 Rev 2.1 1993	Chloride	4.7	mg/L	1.0	02/19/22 14:34	
EPA 300.0 Rev 2.1 1993	Sulfate	6.2	mg/L	1.0	02/19/22 14:34	
92587091021	**UP-DUP-2**					
EPA 6010D	Calcium	1.2	mg/L	1.0	02/24/22 00:13	
EPA 6020B	Arsenic	0.0015J	mg/L	0.0050	02/24/22 18:51	B
EPA 6020B	Barium	0.0084	mg/L	0.0050	02/24/22 18:51	
EPA 6020B	Beryllium	0.00022J	mg/L	0.00050	02/24/22 18:51	
EPA 6020B	Boron	0.018J	mg/L	0.040	02/24/22 18:51	
SM 2540C-2015	Total Dissolved Solids	53.0	mg/L	10.0	02/17/22 16:07	
EPA 300.0 Rev 2.1 1993	Chloride	4.7	mg/L	1.0	02/19/22 14:47	
EPA 300.0 Rev 2.1 1993	Sulfate	6.1	mg/L	1.0	02/19/22 14:47	
92587091022	**YGWA-30I**					
	Performed by	CUSTOMER			02/14/22 11:37	
	pH	5.59	Std. Units		02/14/22 11:37	
EPA 6010D	Calcium	1.5	mg/L	1.0	02/24/22 00:18	
EPA 6020B	Arsenic	0.0014J	mg/L	0.0050	02/24/22 18:57	B
EPA 6020B	Barium	0.0077	mg/L	0.0050	02/24/22 18:57	
EPA 6020B	Cobalt	0.0038J	mg/L	0.0050	02/24/22 18:57	
EPA 6020B	Lithium	0.0014J	mg/L	0.030	02/24/22 18:57	
SM 2540C-2015	Total Dissolved Solids	66.0	mg/L	10.0	02/17/22 17:02	
EPA 300.0 Rev 2.1 1993	Chloride	2.1	mg/L	1.0	02/19/22 15:01	
EPA 300.0 Rev 2.1 1993	Sulfate	2.8	mg/L	1.0	02/19/22 15:01	
92587091023	**YGWA-4I**					
	Performed by	CUSTOMER			02/14/22 11:37	
	pH	5.95	Std. Units		02/14/22 11:37	
EPA 6010D	Calcium	7.5	mg/L	1.0	02/24/22 00:23	
EPA 6020B	Arsenic	0.0014J	mg/L	0.0050	02/24/22 19:03	B
EPA 6020B	Barium	0.013	mg/L	0.0050	02/24/22 19:03	
EPA 6020B	Lithium	0.012J	mg/L	0.030	02/24/22 19:03	
SM 2540C-2015	Total Dissolved Solids	102	mg/L	10.0	02/17/22 17:02	
EPA 300.0 Rev 2.1 1993	Chloride	4.1	mg/L	1.0	02/19/22 15:14	
EPA 300.0 Rev 2.1 1993	Sulfate	7.7	mg/L	1.0	02/19/22 15:14	
92587091024	**YGWA-5D**					
	Performed by	CUSTOMER			02/14/22 11:37	
	pH	6.99	Std. Units		02/14/22 11:37	
EPA 6010D	Calcium	24.8	mg/L	1.0	02/24/22 00:27	
EPA 6020B	Arsenic	0.0040J	mg/L	0.0050	02/24/22 19:20	B
EPA 6020B	Barium	0.0084	mg/L	0.0050	02/24/22 19:20	

REPORT OF LABORATORY ANALYSIS

This report shall not be reproduced, except in full,
without the written consent of Pace Analytical Services, LLC.

Pace Analytical Services, LLC
110 Technology Parkway
Peachtree Corners, GA 30092
(770)734-4200

SUMMARY OF DETECTION

Project: YATES POOLED UPGRADIENT
Pace Project No.: 92587091

Lab Sample ID / Method	Client Sample ID / Parameters	Result	Units	Report Limit	Analyzed	Qualifiers
92587091024	**YGWA-5D**					
EPA 6020B	Boron	0.011J	mg/L	0.040	02/24/22 19:20	
EPA 6020B	Lithium	0.0076J	mg/L	0.030	02/24/22 19:20	
EPA 6020B	Molybdenum	0.00096J	mg/L	0.010	02/24/22 19:20	
SM 2540C-2015	Total Dissolved Solids	127	mg/L	10.0	02/17/22 16:07	
EPA 300.0 Rev 2.1 1993	Chloride	3.2	mg/L	1.0	02/19/22 15:54	
EPA 300.0 Rev 2.1 1993	Fluoride	0.055J	mg/L	0.10	02/19/22 15:54	
EPA 300.0 Rev 2.1 1993	Sulfate	4.9	mg/L	1.0	02/19/22 15:54	
92587091025	**UP-EB-2**					
EPA 6020B	Arsenic	0.0028J	mg/L	0.0050	02/24/22 19:32	B
92587091026	**UP-FB-2**					
EPA 6020B	Arsenic	0.0026J	mg/L	0.0050	02/24/22 19:38	B

This report shall not be reproduced, except in full,
without the written consent of Pace Analytical Services, LLC.

Pace Analytical Services, LLC
110 Technology Parkway
Peachtree Corners, GA 30092
(770)734-4200

ANALYTICAL RESULTS

Project: YATES POOLED UPGRADIENT
Pace Project No.: 92587091

Sample: YGWA-39 **Lab ID: 92587091001** Collected: 02/08/22 14:55 Received: 02/09/22 10:18 Matrix: Water

Parameters	Results	Units	Report Limit	MDL	DF	Prepared	Analyzed	CAS No.	Qual
Field Data	Analytical Method: Pace Analytical Services - Charlotte								
Performed by	**CUSTOMER**				1		02/09/22 12:38		
pH	**5.78**	Std. Units			1		02/09/22 12:38		
6010D ATL ICP	Analytical Method: EPA 6010D Preparation Method: EPA 3010A Pace Analytical Services - Peachtree Corners, GA								
Calcium	**15.2**	mg/L	1.0	0.12	1	02/23/22 14:19	02/23/22 21:07	7440-70-2	
6020 MET ICPMS	Analytical Method: EPA 6020B Preparation Method: EPA 3005A Pace Analytical Services - Peachtree Corners, GA								
Antimony	ND	mg/L	0.0030	0.00078	1	02/23/22 14:19	02/23/22 19:41	7440-36-0	
Arsenic	**0.0034J**	mg/L	0.0050	0.0011	1	02/23/22 14:19	02/23/22 19:41	7440-38-2	B
Barium	**0.041**	mg/L	0.0050	0.00067	1	02/23/22 14:19	02/23/22 19:41	7440-39-3	
Beryllium	ND	mg/L	0.00050	0.000054	1	02/23/22 14:19	02/23/22 19:41	7440-41-7	
Boron	**0.13**	mg/L	0.040	0.0086	1	02/23/22 14:19	02/24/22 12:58	7440-42-8	
Cadmium	**0.00063**	mg/L	0.00050	0.00011	1	02/23/22 14:19	02/23/22 19:41	7440-43-9	
Chromium	ND	mg/L	0.0050	0.0011	1	02/23/22 14:19	02/23/22 19:41	7440-47-3	
Cobalt	**0.0012J**	mg/L	0.0050	0.00039	1	02/23/22 14:19	02/23/22 19:41	7440-48-4	
Lead	ND	mg/L	0.0010	0.00089	1	02/23/22 14:19	02/23/22 19:41	7439-92-1	
Lithium	**0.0080J**	mg/L	0.030	0.00073	1	02/23/22 14:19	02/23/22 19:41	7439-93-2	
Molybdenum	**0.0035J**	mg/L	0.010	0.00074	1	02/23/22 14:19	02/23/22 19:41	7439-98-7	
Selenium	ND	mg/L	0.0050	0.0014	1	02/23/22 14:19	02/23/22 19:41	7782-49-2	
Thallium	ND	mg/L	0.0010	0.00018	1	02/23/22 14:19	02/23/22 19:41	7440-28-0	
7470 Mercury	Analytical Method: EPA 7470A Preparation Method: EPA 7470A Pace Analytical Services - Peachtree Corners, GA								
Mercury	ND	mg/L	0.00020	0.00013	1	02/16/22 08:00	02/16/22 15:52	7439-97-6	
2540C Total Dissolved Solids	Analytical Method: SM 2540C-2015 Pace Analytical Services - Peachtree Corners, GA								
Total Dissolved Solids	**248**	mg/L	10.0	10.0	1		02/14/22 15:20		
300.0 IC Anions 28 Days	Analytical Method: EPA 300.0 Rev 2.1 1993 Pace Analytical Services - Asheville								
Chloride	**7.4**	mg/L	1.0	0.60	1		02/15/22 08:56	16887-00-6	
Fluoride	**0.052J**	mg/L	0.10	0.050	1		02/15/22 08:56	16984-48-8	
Sulfate	**14.6**	mg/L	1.0	0.50	1		02/15/22 08:56	14808-79-8	

REPORT OF LABORATORY ANALYSIS

This report shall not be reproduced, except in full,
without the written consent of Pace Analytical Services, LLC.

Pace Analytical Services, LLC
110 Technology Parkway
Peachtree Corners, GA 30092
(770)734-4200

ANALYTICAL RESULTS

Project: YATES POOLED UPGRADIENT
Pace Project No.: 92587091

Sample: YGWA-40 **Lab ID: 92587091002** Collected: 02/08/22 13:22 Received: 02/09/22 10:18 Matrix: Water

Parameters	Results	Units	Report Limit	MDL	DF	Prepared	Analyzed	CAS No.	Qual
Field Data	Analytical Method: Pace Analytical Services - Charlotte								
Performed by	**CUSTOMER**				1		02/09/22 12:38		
pH	**5.26**	Std. Units			1		02/09/22 12:38		
6010D ATL ICP	Analytical Method: EPA 6010D Preparation Method: EPA 3010A Pace Analytical Services - Peachtree Corners, GA								
Calcium	**6.0**	mg/L	1.0	0.12	1	02/23/22 14:19	02/23/22 21:12	7440-70-2	
6020 MET ICPMS	Analytical Method: EPA 6020B Preparation Method: EPA 3005A Pace Analytical Services - Peachtree Corners, GA								
Antimony	ND	mg/L	0.0030	0.00078	1	02/23/22 14:19	02/23/22 19:47	7440-36-0	
Arsenic	**0.0030J**	mg/L	0.0050	0.0011	1	02/23/22 14:19	02/23/22 19:47	7440-38-2	B
Barium	**0.039**	mg/L	0.0050	0.00067	1	02/23/22 14:19	02/23/22 19:47	7440-39-3	
Beryllium	**0.00028J**	mg/L	0.00050	0.000054	1	02/23/22 14:19	02/23/22 19:47	7440-41-7	
Boron	**0.074**	mg/L	0.040	0.0086	1	02/23/22 14:19	02/24/22 13:04	7440-42-8	
Cadmium	ND	mg/L	0.00050	0.00011	1	02/23/22 14:19	02/23/22 19:47	7440-43-9	
Chromium	ND	mg/L	0.0050	0.0011	1	02/23/22 14:19	02/23/22 19:47	7440-47-3	
Cobalt	ND	mg/L	0.0050	0.00039	1	02/23/22 14:19	02/23/22 19:47	7440-48-4	
Lead	ND	mg/L	0.0010	0.00089	1	02/23/22 14:19	02/23/22 19:47	7439-92-1	
Lithium	**0.00076J**	mg/L	0.030	0.00073	1	02/23/22 14:19	02/23/22 19:47	7439-93-2	
Molybdenum	ND	mg/L	0.010	0.00074	1	02/23/22 14:19	02/23/22 19:47	7439-98-7	
Selenium	**0.0014J**	mg/L	0.0050	0.0014	1	02/23/22 14:19	02/23/22 19:47	7782-49-2	
Thallium	ND	mg/L	0.0010	0.00018	1	02/23/22 14:19	02/23/22 19:47	7440-28-0	
7470 Mercury	Analytical Method: EPA 7470A Preparation Method: EPA 7470A Pace Analytical Services - Peachtree Corners, GA								
Mercury	**0.00013J**	mg/L	0.00020	0.00013	1	02/16/22 08:00	02/16/22 15:55	7439-97-6	
2540C Total Dissolved Solids	Analytical Method: SM 2540C-2015 Pace Analytical Services - Peachtree Corners, GA								
Total Dissolved Solids	**93.0**	mg/L	10.0	10.0	1		02/14/22 15:20		
300.0 IC Anions 28 Days	Analytical Method: EPA 300.0 Rev 2.1 1993 Pace Analytical Services - Asheville								
Chloride	**6.2**	mg/L	1.0	0.60	1		02/15/22 09:10	16887-00-6	
Fluoride	ND	mg/L	0.10	0.050	1		02/15/22 09:10	16984-48-8	
Sulfate	**17.9**	mg/L	1.0	0.50	1		02/15/22 09:10	14808-79-8	

REPORT OF LABORATORY ANALYSIS

This report shall not be reproduced, except in full,
without the written consent of Pace Analytical Services, LLC.

Pace Analytical Services, LLC
110 Technology Parkway
Peachtree Corners, GA 30092
(770)734-4200

ANALYTICAL RESULTS

Project: YATES POOLED UPGRADIENT
Pace Project No.: 92587091

Sample: YGWA-47 **Lab ID: 92587091003** Collected: 02/08/22 11:40 Received: 02/09/22 10:18 Matrix: Water

Parameters	Results	Units	Report Limit	MDL	DF	Prepared	Analyzed	CAS No.	Qual
Field Data	Analytical Method: Pace Analytical Services - Charlotte								
Performed by	**CUSTOMER**				1		02/09/22 12:39		
pH	**5.40**	Std. Units			1		02/09/22 12:39		
6010D ATL ICP	Analytical Method: EPA 6010D Preparation Method: EPA 3010A Pace Analytical Services - Peachtree Corners, GA								
Calcium	**9.4**	mg/L	1.0	0.12	1	02/23/22 14:19	02/23/22 21:26	7440-70-2	
6020 MET ICPMS	Analytical Method: EPA 6020B Preparation Method: EPA 3005A Pace Analytical Services - Peachtree Corners, GA								
Antimony	ND	mg/L	0.0030	0.00078	1	02/23/22 14:19	02/23/22 19:53	7440-36-0	
Arsenic	**0.0027J**	mg/L	0.0050	0.0011	1	02/23/22 14:19	02/23/22 19:53	7440-38-2	B
Barium	**0.030**	mg/L	0.0050	0.00067	1	02/23/22 14:19	02/23/22 19:53	7440-39-3	
Beryllium	**0.000056J**	mg/L	0.00050	0.000054	1	02/23/22 14:19	02/23/22 19:53	7440-41-7	
Boron	**0.015J**	mg/L	0.040	0.0086	1	02/23/22 14:19	02/23/22 19:53	7440-42-8	
Cadmium	ND	mg/L	0.00050	0.00011	1	02/23/22 14:19	02/23/22 19:53	7440-43-9	
Chromium	ND	mg/L	0.0050	0.0011	1	02/23/22 14:19	02/23/22 19:53	7440-47-3	
Cobalt	**0.0013J**	mg/L	0.0050	0.00039	1	02/23/22 14:19	02/23/22 19:53	7440-48-4	
Lead	ND	mg/L	0.0010	0.00089	1	02/23/22 14:19	02/23/22 19:53	7439-92-1	
Lithium	**0.0039J**	mg/L	0.030	0.00073	1	02/23/22 14:19	02/23/22 19:53	7439-93-2	
Molybdenum	ND	mg/L	0.010	0.00074	1	02/23/22 14:19	02/23/22 19:53	7439-98-7	
Selenium	ND	mg/L	0.0050	0.0014	1	02/23/22 14:19	02/23/22 19:53	7782-49-2	
Thallium	ND	mg/L	0.0010	0.00018	1	02/23/22 14:19	02/23/22 19:53	7440-28-0	
7470 Mercury	Analytical Method: EPA 7470A Preparation Method: EPA 7470A Pace Analytical Services - Peachtree Corners, GA								
Mercury	ND	mg/L	0.00020	0.00013	1	02/16/22 08:00	02/16/22 15:57	7439-97-6	
2540C Total Dissolved Solids	Analytical Method: SM 2540C-2015 Pace Analytical Services - Peachtree Corners, GA								
Total Dissolved Solids	**151**	mg/L	10.0	10.0	1		02/15/22 16:02		
300.0 IC Anions 28 Days	Analytical Method: EPA 300.0 Rev 2.1 1993 Pace Analytical Services - Asheville								
Chloride	**3.2**	mg/L	1.0	0.60	1		02/15/22 09:52	16887-00-6	
Fluoride	ND	mg/L	0.10	0.050	1		02/15/22 09:52	16984-48-8	M1
Sulfate	**50.9**	mg/L	1.0	0.50	1		02/15/22 09:52	14808-79-8	M1

REPORT OF LABORATORY ANALYSIS

This report shall not be reproduced, except in full,
without the written consent of Pace Analytical Services, LLC.

Pace Analytical Services, LLC
110 Technology Parkway
Peachtree Corners, GA 30092
(770)734-4200

ANALYTICAL RESULTS

Project: YATES POOLED UPGRADIENT
Pace Project No.: 92587091

Sample: GWA-2 **Lab ID: 92587091004** Collected: 02/08/22 11:50 Received: 02/09/22 10:18 Matrix: Water

Parameters	Results	Units	Report Limit	MDL	DF	Prepared	Analyzed	CAS No.	Qual
Field Data	Analytical Method: Pace Analytical Services - Charlotte								
Performed by	**CUSTOMER**				1		02/09/22 12:39		
pH	**5.83**	Std. Units			1		02/09/22 12:39		
6010D ATL ICP	Analytical Method: EPA 6010D Preparation Method: EPA 3010A Pace Analytical Services - Peachtree Corners, GA								
Calcium	**25.6**	mg/L	1.0	0.12	1	02/23/22 14:19	02/23/22 21:31	7440-70-2	
6020 MET ICPMS	Analytical Method: EPA 6020B Preparation Method: EPA 3005A Pace Analytical Services - Peachtree Corners, GA								
Antimony	ND	mg/L	0.0030	0.00078	1	02/23/22 14:19	02/23/22 19:59	7440-36-0	
Arsenic	**0.0033J**	mg/L	0.0050	0.0011	1	02/23/22 14:19	02/23/22 19:59	7440-38-2	B
Barium	**0.037**	mg/L	0.0050	0.00067	1	02/23/22 14:19	02/23/22 19:59	7440-39-3	
Beryllium	ND	mg/L	0.00050	0.000054	1	02/23/22 14:19	02/23/22 19:59	7440-41-7	
Boron	ND	mg/L	0.040	0.0086	1	02/23/22 14:19	02/23/22 19:59	7440-42-8	
Cadmium	ND	mg/L	0.00050	0.00011	1	02/23/22 14:19	02/23/22 19:59	7440-43-9	
Chromium	ND	mg/L	0.0050	0.0011	1	02/23/22 14:19	02/23/22 19:59	7440-47-3	
Cobalt	**0.072**	mg/L	0.0050	0.00039	1	02/23/22 14:19	02/23/22 19:59	7440-48-4	
Copper	**0.0012J**	mg/L	0.0050	0.00050	1	02/23/22 14:19	02/23/22 19:59	7440-50-8	
Lead	ND	mg/L	0.0010	0.00089	1	02/23/22 14:19	02/23/22 19:59	7439-92-1	
Lithium	**0.0031J**	mg/L	0.030	0.00073	1	02/23/22 14:19	02/23/22 19:59	7439-93-2	
Molybdenum	ND	mg/L	0.010	0.00074	1	02/23/22 14:19	02/23/22 19:59	7439-98-7	
Nickel	**0.017**	mg/L	0.0050	0.00071	1	02/23/22 14:19	02/23/22 19:59	7440-02-0	
Selenium	ND	mg/L	0.0050	0.0014	1	02/23/22 14:19	02/23/22 19:59	7782-49-2	
Silver	ND	mg/L	0.0050	0.00044	1	02/23/22 14:19	02/23/22 19:59	7440-22-4	
Thallium	ND	mg/L	0.0010	0.00018	1	02/23/22 14:19	02/23/22 19:59	7440-28-0	
Vanadium	ND	mg/L	0.010	0.0019	1	02/23/22 14:19	02/23/22 19:59	7440-62-2	
Zinc	**0.014**	mg/L	0.010	0.0070	1	02/23/22 14:19	02/23/22 19:59	7440-66-6	
7470 Mercury	Analytical Method: EPA 7470A Preparation Method: EPA 7470A Pace Analytical Services - Peachtree Corners, GA								
Mercury	ND	mg/L	0.00020	0.00013	1	02/16/22 08:00	02/16/22 16:00	7439-97-6	
2540C Total Dissolved Solids	Analytical Method: SM 2540C-2015 Pace Analytical Services - Peachtree Corners, GA								
Total Dissolved Solids	**283**	mg/L	10.0	10.0	1		02/15/22 16:03		
300.0 IC Anions 28 Days	Analytical Method: EPA 300.0 Rev 2.1 1993 Pace Analytical Services - Asheville								
Chloride	**5.7**	mg/L	1.0	0.60	1		02/15/22 10:34	16887-00-6	
Fluoride	**0.064J**	mg/L	0.10	0.050	1		02/15/22 10:34	16984-48-8	
Sulfate	**107**	mg/L	3.0	1.5	3		02/15/22 18:19	14808-79-8	

REPORT OF LABORATORY ANALYSIS

This report shall not be reproduced, except in full,
without the written consent of Pace Analytical Services, LLC.

Pace Analytical Services, LLC
110 Technology Parkway
Peachtree Corners, GA 30092
(770)734-4200

ANALYTICAL RESULTS

Project: YATES POOLED UPGRADIENT
Pace Project No.: 92587091

Sample: UP-DUP-1 **Lab ID: 92587091005** Collected: 02/08/22 00:00 Received: 02/09/22 10:18 Matrix: Water

Parameters	Results	Units	Report Limit	MDL	DF	Prepared	Analyzed	CAS No.	Qual
6010D ATL ICP	Analytical Method: EPA 6010D Preparation Method: EPA 3010A Pace Analytical Services - Peachtree Corners, GA								
Calcium	**25.6**	mg/L	1.0	0.12	1	02/23/22 14:19	02/23/22 21:36	7440-70-2	
6020 MET ICPMS	Analytical Method: EPA 6020B Preparation Method: EPA 3005A Pace Analytical Services - Peachtree Corners, GA								
Antimony	ND	mg/L	0.0030	0.00078	1	02/23/22 14:19	02/23/22 20:05	7440-36-0	
Arsenic	**0.0034J**	mg/L	0.0050	0.0011	1	02/23/22 14:19	02/23/22 20:05	7440-38-2	B
Barium	**0.034**	mg/L	0.0050	0.00067	1	02/23/22 14:19	02/23/22 20:05	7440-39-3	
Beryllium	ND	mg/L	0.00050	0.000054	1	02/23/22 14:19	02/23/22 20:05	7440-41-7	
Boron	ND	mg/L	0.040	0.0086	1	02/23/22 14:19	02/23/22 20:05	7440-42-8	
Cadmium	ND	mg/L	0.00050	0.00011	1	02/23/22 14:19	02/23/22 20:05	7440-43-9	
Chromium	ND	mg/L	0.0050	0.0011	1	02/23/22 14:19	02/23/22 20:05	7440-47-3	
Cobalt	**0.055**	mg/L	0.0050	0.00039	1	02/23/22 14:19	02/23/22 20:05	7440-48-4	
Copper	**0.0012J**	mg/L	0.0050	0.00050	1	02/23/22 14:19	02/23/22 20:05	7440-50-8	
Lead	ND	mg/L	0.0010	0.00089	1	02/23/22 14:19	02/23/22 20:05	7439-92-1	
Lithium	**0.0027J**	mg/L	0.030	0.00073	1	02/23/22 14:19	02/23/22 20:05	7439-93-2	
Molybdenum	ND	mg/L	0.010	0.00074	1	02/23/22 14:19	02/23/22 20:05	7439-98-7	
Nickel	**0.014**	mg/L	0.0050	0.00071	1	02/23/22 14:19	02/23/22 20:05	7440-02-0	
Selenium	ND	mg/L	0.0050	0.0014	1	02/23/22 14:19	02/23/22 20:05	7782-49-2	
Silver	ND	mg/L	0.0050	0.00044	1	02/23/22 14:19	02/23/22 20:05	7440-22-4	
Thallium	ND	mg/L	0.0010	0.00018	1	02/23/22 14:19	02/23/22 20:05	7440-28-0	
Vanadium	ND	mg/L	0.010	0.0019	1	02/23/22 14:19	02/23/22 20:05	7440-62-2	
Zinc	**0.012**	mg/L	0.010	0.0070	1	02/23/22 14:19	02/23/22 20:05	7440-66-6	
7470 Mercury	Analytical Method: EPA 7470A Preparation Method: EPA 7470A Pace Analytical Services - Peachtree Corners, GA								
Mercury	ND	mg/L	0.00020	0.00013	1	02/16/22 08:00	02/16/22 16:03	7439-97-6	
2540C Total Dissolved Solids	Analytical Method: SM 2540C-2015 Pace Analytical Services - Peachtree Corners, GA								
Total Dissolved Solids	**271**	mg/L	10.0	10.0	1		02/15/22 16:03		
300.0 IC Anions 28 Days	Analytical Method: EPA 300.0 Rev 2.1 1993 Pace Analytical Services - Asheville								
Chloride	**5.7**	mg/L	1.0	0.60	1		02/15/22 10:48	16887-00-6	
Fluoride	**0.059J**	mg/L	0.10	0.050	1		02/15/22 10:48	16984-48-8	
Sulfate	**102**	mg/L	2.0	1.0	2		02/15/22 18:34	14808-79-8	

REPORT OF LABORATORY ANALYSIS

This report shall not be reproduced, except in full,
without the written consent of Pace Analytical Services, LLC.

Pace Analytical Services, LLC
110 Technology Parkway
Peachtree Corners, GA 30092
(770)734-4200

ANALYTICAL RESULTS

Project: YATES POOLED UPGRADIENT
Pace Project No.: 92587091

Sample: YGWA-1I **Lab ID: 92587091006** Collected: 02/09/22 13:45 Received: 02/10/22 17:00 Matrix: Water

Parameters	Results	Units	Report Limit	MDL	DF	Prepared	Analyzed	CAS No.	Qual
Field Data	Analytical Method: Pace Analytical Services - Charlotte								
Performed by	**CUSTOMER**				1		02/11/22 10:07		
pH	**6.24**	Std. Units			1		02/11/22 10:07		
6010D ATL ICP	Analytical Method: EPA 6010D Preparation Method: EPA 3010A Pace Analytical Services - Peachtree Corners, GA								
Calcium	**2.1**	mg/L	1.0	0.12	1	02/23/22 14:19	02/23/22 21:50	7440-70-2	
6020 MET ICPMS	Analytical Method: EPA 6020B Preparation Method: EPA 3005A Pace Analytical Services - Peachtree Corners, GA								
Antimony	ND	mg/L	0.0030	0.00078	1	02/23/22 14:19	02/23/22 20:23	7440-36-0	
Arsenic	**0.0033J**	mg/L	0.0050	0.0011	1	02/23/22 14:19	02/23/22 20:23	7440-38-2	B
Barium	**0.0088**	mg/L	0.0050	0.00067	1	02/23/22 14:19	02/23/22 20:23	7440-39-3	
Beryllium	ND	mg/L	0.00050	0.000054	1	02/23/22 14:19	02/23/22 20:23	7440-41-7	
Boron	ND	mg/L	0.040	0.0086	1	02/23/22 14:19	02/23/22 20:23	7440-42-8	
Cadmium	ND	mg/L	0.00050	0.00011	1	02/23/22 14:19	02/23/22 20:23	7440-43-9	
Chromium	ND	mg/L	0.0050	0.0011	1	02/23/22 14:19	02/23/22 20:23	7440-47-3	
Cobalt	**0.0023J**	mg/L	0.0050	0.00039	1	02/23/22 14:19	02/23/22 20:23	7440-48-4	
Lead	ND	mg/L	0.0010	0.00089	1	02/23/22 14:19	02/23/22 20:23	7439-92-1	
Lithium	**0.0027J**	mg/L	0.030	0.00073	1	02/23/22 14:19	02/23/22 20:23	7439-93-2	
Molybdenum	**0.0055J**	mg/L	0.010	0.00074	1	02/23/22 14:19	02/23/22 20:23	7439-98-7	
Selenium	ND	mg/L	0.0050	0.0014	1	02/23/22 14:19	02/23/22 20:23	7782-49-2	
Thallium	ND	mg/L	0.0010	0.00018	1	02/23/22 14:19	02/23/22 20:23	7440-28-0	
7470 Mercury	Analytical Method: EPA 7470A Preparation Method: EPA 7470A Pace Analytical Services - Peachtree Corners, GA								
Mercury	ND	mg/L	0.00020	0.00013	1	02/16/22 08:00	02/16/22 16:11	7439-97-6	
2540C Total Dissolved Solids	Analytical Method: SM 2540C-2015 Pace Analytical Services - Peachtree Corners, GA								
Total Dissolved Solids	**57.0**	mg/L	10.0	10.0	1		02/15/22 16:30		
300.0 IC Anions 28 Days	Analytical Method: EPA 300.0 Rev 2.1 1993 Pace Analytical Services - Asheville								
Chloride	**1.3**	mg/L	1.0	0.60	1		02/16/22 13:32	16887-00-6	
Fluoride	ND	mg/L	0.10	0.050	1		02/16/22 13:32	16984-48-8	
Sulfate	**5.1**	mg/L	1.0	0.50	1		02/16/22 13:32	14808-79-8	

REPORT OF LABORATORY ANALYSIS

This report shall not be reproduced, except in full,
without the written consent of Pace Analytical Services, LLC.

Pace Analytical Services, LLC
110 Technology Parkway
Peachtree Corners, GA 30092
(770)734-4200

ANALYTICAL RESULTS

Project: YATES POOLED UPGRADIENT
Pace Project No.: 92587091

Sample: YGWA-1D **Lab ID: 92587091007** Collected: 02/09/22 14:45 Received: 02/10/22 17:00 Matrix: Water

Parameters	Results	Units	Report Limit	MDL	DF	Prepared	Analyzed	CAS No.	Qual
Field Data	Analytical Method: Pace Analytical Services - Charlotte								
Performed by	**CUSTOMER**				1		02/11/22 10:07		
pH	**7.12**	Std. Units			1		02/11/22 10:07		
6010D ATL ICP	Analytical Method: EPA 6010D Preparation Method: EPA 3010A Pace Analytical Services - Peachtree Corners, GA								
Calcium	**14.9**	mg/L	1.0	0.12	1	02/23/22 14:19	02/23/22 21:55	7440-70-2	
6020 MET ICPMS	Analytical Method: EPA 6020B Preparation Method: EPA 3005A Pace Analytical Services - Peachtree Corners, GA								
Antimony	ND	mg/L	0.0030	0.00078	1	02/23/22 14:19	02/23/22 20:41	7440-36-0	
Arsenic	**0.0031J**	mg/L	0.0050	0.0011	1	02/23/22 14:19	02/23/22 20:41	7440-38-2	B
Barium	**0.0067**	mg/L	0.0050	0.00067	1	02/23/22 14:19	02/23/22 20:41	7440-39-3	
Beryllium	ND	mg/L	0.00050	0.000054	1	02/23/22 14:19	02/23/22 20:41	7440-41-7	
Boron	ND	mg/L	0.040	0.0086	1	02/23/22 14:19	02/23/22 20:41	7440-42-8	
Cadmium	ND	mg/L	0.00050	0.00011	1	02/23/22 14:19	02/23/22 20:41	7440-43-9	
Chromium	ND	mg/L	0.0050	0.0011	1	02/23/22 14:19	02/23/22 20:41	7440-47-3	
Cobalt	**0.00072J**	mg/L	0.0050	0.00039	1	02/23/22 14:19	02/23/22 20:41	7440-48-4	
Lead	ND	mg/L	0.0010	0.00089	1	02/23/22 14:19	02/23/22 20:41	7439-92-1	
Lithium	**0.013J**	mg/L	0.030	0.00073	1	02/23/22 14:19	02/23/22 20:41	7439-93-2	
Molybdenum	**0.0093J**	mg/L	0.010	0.00074	1	02/23/22 14:19	02/23/22 20:41	7439-98-7	
Selenium	ND	mg/L	0.0050	0.0014	1	02/23/22 14:19	02/23/22 20:41	7782-49-2	
Thallium	ND	mg/L	0.0010	0.00018	1	02/23/22 14:19	02/23/22 20:41	7440-28-0	
7470 Mercury	Analytical Method: EPA 7470A Preparation Method: EPA 7470A Pace Analytical Services - Peachtree Corners, GA								
Mercury	ND	mg/L	0.00020	0.00013	1	02/16/22 08:00	02/16/22 16:13	7439-97-6	
2540C Total Dissolved Solids	Analytical Method: SM 2540C-2015 Pace Analytical Services - Peachtree Corners, GA								
Total Dissolved Solids	**105**	mg/L	10.0	10.0	1		02/15/22 16:30		
300.0 IC Anions 28 Days	Analytical Method: EPA 300.0 Rev 2.1 1993 Pace Analytical Services - Asheville								
Chloride	**1.0**	mg/L	1.0	0.60	1		02/16/22 13:46	16887-00-6	M1
Fluoride	**0.057J**	mg/L	0.10	0.050	1		02/16/22 13:46	16984-48-8	M1
Sulfate	**9.3**	mg/L	1.0	0.50	1		02/16/22 13:46	14808-79-8	M1

REPORT OF LABORATORY ANALYSIS

This report shall not be reproduced, except in full,
without the written consent of Pace Analytical Services, LLC.

Pace Analytical Services, LLC
110 Technology Parkway
Peachtree Corners, GA 30092
(770)734-4200

ANALYTICAL RESULTS

Project: YATES POOLED UPGRADIENT
Pace Project No.: 92587091

Sample: YGWA-2I **Lab ID: 92587091008** Collected: 02/09/22 17:35 Received: 02/10/22 17:00 Matrix: Water

Parameters	Results	Units	Report Limit	MDL	DF	Prepared	Analyzed	CAS No.	Qual
Field Data	Analytical Method: Pace Analytical Services - Charlotte								
Performed by	**CUSTOMER**				1		02/11/22 10:07		
pH	**5.89**	Std. Units			1		02/11/22 10:07		
6010D ATL ICP	Analytical Method: EPA 6010D Preparation Method: EPA 3010A Pace Analytical Services - Peachtree Corners, GA								
Calcium	**23.4**	mg/L	1.0	0.12	1	02/23/22 14:19	02/23/22 21:59	7440-70-2	
6020 MET ICPMS	Analytical Method: EPA 6020B Preparation Method: EPA 3005A Pace Analytical Services - Peachtree Corners, GA								
Antimony	ND	mg/L	0.0030	0.00078	1	02/23/22 14:19	02/23/22 20:47	7440-36-0	
Arsenic	**0.0037J**	mg/L	0.0050	0.0011	1	02/23/22 14:19	02/23/22 20:47	7440-38-2	B
Barium	**0.0029J**	mg/L	0.0050	0.00067	1	02/23/22 14:19	02/23/22 20:47	7440-39-3	
Beryllium	ND	mg/L	0.00050	0.000054	1	02/23/22 14:19	02/23/22 20:47	7440-41-7	
Boron	ND	mg/L	0.040	0.0086	1	02/23/22 14:19	02/23/22 20:47	7440-42-8	
Cadmium	ND	mg/L	0.00050	0.00011	1	02/23/22 14:19	02/23/22 20:47	7440-43-9	
Chromium	ND	mg/L	0.0050	0.0011	1	02/23/22 14:19	02/23/22 20:47	7440-47-3	
Cobalt	ND	mg/L	0.0050	0.00039	1	02/23/22 14:19	02/23/22 20:47	7440-48-4	
Lead	ND	mg/L	0.0010	0.00089	1	02/23/22 14:19	02/23/22 20:47	7439-92-1	
Lithium	**0.0060J**	mg/L	0.030	0.00073	1	02/23/22 14:19	02/23/22 20:47	7439-93-2	
Molybdenum	**0.0057J**	mg/L	0.010	0.00074	1	02/23/22 14:19	02/23/22 20:47	7439-98-7	
Selenium	ND	mg/L	0.0050	0.0014	1	02/23/22 14:19	02/23/22 20:47	7782-49-2	
Thallium	ND	mg/L	0.0010	0.00018	1	02/23/22 14:19	02/23/22 20:47	7440-28-0	
7470 Mercury	Analytical Method: EPA 7470A Preparation Method: EPA 7470A Pace Analytical Services - Peachtree Corners, GA								
Mercury	ND	mg/L	0.00020	0.00013	1	02/16/22 08:00	02/16/22 16:16	7439-97-6	
2540C Total Dissolved Solids	Analytical Method: SM 2540C-2015 Pace Analytical Services - Peachtree Corners, GA								
Total Dissolved Solids	**156**	mg/L	10.0	10.0	1		02/15/22 16:31		
300.0 IC Anions 28 Days	Analytical Method: EPA 300.0 Rev 2.1 1993 Pace Analytical Services - Asheville								
Chloride	**1.0J**	mg/L	1.0	0.60	1		02/16/22 14:28	16887-00-6	
Fluoride	**0.094J**	mg/L	0.10	0.050	1		02/16/22 14:28	16984-48-8	
Sulfate	**18.0**	mg/L	1.0	0.50	1		02/16/22 14:28	14808-79-8	

REPORT OF LABORATORY ANALYSIS

This report shall not be reproduced, except in full,
without the written consent of Pace Analytical Services, LLC.

Pace Analytical Services, LLC
110 Technology Parkway
Peachtree Corners, GA 30092
(770)734-4200

ANALYTICAL RESULTS

Project: YATES POOLED UPGRADIENT
Pace Project No.: 92587091

Sample: YGWA-3I **Lab ID: 92587091009** Collected: 02/09/22 11:35 Received: 02/10/22 17:00 Matrix: Water

Parameters	Results	Units	Report Limit	MDL	DF	Prepared	Analyzed	CAS No.	Qual
Field Data	Analytical Method: Pace Analytical Services - Charlotte								
Performed by	**CUSTOMER**				1		02/11/22 10:07		
pH	**7.66**	Std. Units			1		02/11/22 10:07		
6010D ATL ICP	Analytical Method: EPA 6010D Preparation Method: EPA 3010A Pace Analytical Services - Peachtree Corners, GA								
Calcium	**23.7**	mg/L	1.0	0.12	1	02/23/22 14:15	02/23/22 22:42	7440-70-2	
6020 MET ICPMS	Analytical Method: EPA 6020B Preparation Method: EPA 3005A Pace Analytical Services - Peachtree Corners, GA								
Antimony	ND	mg/L	0.0030	0.00078	1	02/23/22 14:12	02/24/22 17:09	7440-36-0	
Arsenic	**0.0018J**	mg/L	0.0050	0.0011	1	02/23/22 14:12	02/24/22 17:09	7440-38-2	B
Barium	**0.0031J**	mg/L	0.0050	0.00067	1	02/23/22 14:12	02/24/22 17:09	7440-39-3	
Beryllium	ND	mg/L	0.00050	0.000054	1	02/23/22 14:12	02/24/22 17:09	7440-41-7	
Boron	ND	mg/L	0.040	0.0086	1	02/23/22 14:12	02/24/22 17:09	7440-42-8	
Cadmium	ND	mg/L	0.00050	0.00011	1	02/23/22 14:12	02/24/22 17:09	7440-43-9	
Chromium	ND	mg/L	0.0050	0.0011	1	02/23/22 14:12	02/24/22 17:09	7440-47-3	
Cobalt	ND	mg/L	0.0050	0.00039	1	02/23/22 14:12	02/24/22 17:09	7440-48-4	
Lead	ND	mg/L	0.0010	0.00089	1	02/23/22 14:12	02/24/22 17:09	7439-92-1	
Lithium	**0.021J**	mg/L	0.030	0.00073	1	02/23/22 14:12	02/24/22 17:09	7439-93-2	
Molybdenum	**0.0087J**	mg/L	0.010	0.00074	1	02/23/22 14:12	02/24/22 17:09	7439-98-7	
Selenium	ND	mg/L	0.0050	0.0014	1	02/23/22 14:12	02/24/22 17:09	7782-49-2	
Thallium	ND	mg/L	0.0010	0.00018	1	02/23/22 14:12	02/24/22 17:09	7440-28-0	
7470 Mercury	Analytical Method: EPA 7470A Preparation Method: EPA 7470A Pace Analytical Services - Peachtree Corners, GA								
Mercury	ND	mg/L	0.00020	0.00013	1	02/18/22 10:00	02/18/22 13:46	7439-97-6	
2540C Total Dissolved Solids	Analytical Method: SM 2540C-2015 Pace Analytical Services - Peachtree Corners, GA								
Total Dissolved Solids	**145**	mg/L	10.0	10.0	1		02/15/22 16:31		
300.0 IC Anions 28 Days	Analytical Method: EPA 300.0 Rev 2.1 1993 Pace Analytical Services - Asheville								
Chloride	**1.1**	mg/L	1.0	0.60	1		02/16/22 14:42	16887-00-6	
Fluoride	**0.097J**	mg/L	0.10	0.050	1		02/16/22 14:42	16984-48-8	
Sulfate	**16.0**	mg/L	1.0	0.50	1		02/16/22 14:42	14808-79-8	

REPORT OF LABORATORY ANALYSIS

This report shall not be reproduced, except in full,
without the written consent of Pace Analytical Services, LLC.

Pace Analytical Services, LLC
110 Technology Parkway
Peachtree Corners, GA 30092
(770)734-4200

ANALYTICAL RESULTS

Project: YATES POOLED UPGRADIENT
Pace Project No.: 92587091

Sample: YGWA-3D **Lab ID: 92587091010** Collected: 02/09/22 10:20 Received: 02/10/22 17:00 Matrix: Water

Parameters	Results	Units	Report Limit	MDL	DF	Prepared	Analyzed	CAS No.	Qual
Field Data	Analytical Method: Pace Analytical Services - Charlotte								
Performed by	**CUSTOMER**				1		02/11/22 10:07		
pH	**7.97**	Std. Units			1		02/11/22 10:07		
6010D ATL ICP	Analytical Method: EPA 6010D Preparation Method: EPA 3010A Pace Analytical Services - Peachtree Corners, GA								
Calcium	**30.3**	mg/L	1.0	0.12	1	02/23/22 14:15	02/23/22 22:47	7440-70-2	M1
6020 MET ICPMS	Analytical Method: EPA 6020B Preparation Method: EPA 3005A Pace Analytical Services - Peachtree Corners, GA								
Antimony	**0.0018J**	mg/L	0.0030	0.00078	1	02/23/22 14:12	02/24/22 17:33	7440-36-0	
Arsenic	**0.0020J**	mg/L	0.0050	0.0011	1	02/23/22 14:12	02/24/22 17:33	7440-38-2	B
Barium	**0.0051**	mg/L	0.0050	0.00067	1	02/23/22 14:12	02/24/22 17:33	7440-39-3	
Beryllium	ND	mg/L	0.00050	0.000054	1	02/23/22 14:12	02/24/22 17:33	7440-41-7	
Boron	**0.010J**	mg/L	0.040	0.0086	1	02/23/22 14:12	02/24/22 17:33	7440-42-8	
Cadmium	ND	mg/L	0.00050	0.00011	1	02/23/22 14:12	02/24/22 17:33	7440-43-9	
Chromium	ND	mg/L	0.0050	0.0011	1	02/23/22 14:12	02/24/22 17:33	7440-47-3	
Cobalt	ND	mg/L	0.0050	0.00039	1	02/23/22 14:12	02/24/22 17:33	7440-48-4	
Lead	ND	mg/L	0.0010	0.00089	1	02/23/22 14:12	02/24/22 17:33	7439-92-1	
Lithium	**0.026J**	mg/L	0.030	0.00073	1	02/23/22 14:12	02/24/22 17:33	7439-93-2	
Molybdenum	**0.013**	mg/L	0.010	0.00074	1	02/23/22 14:12	02/24/22 17:33	7439-98-7	
Selenium	ND	mg/L	0.0050	0.0014	1	02/23/22 14:12	02/24/22 17:33	7782-49-2	
Thallium	ND	mg/L	0.0010	0.00018	1	02/23/22 14:12	02/24/22 17:33	7440-28-0	
7470 Mercury	Analytical Method: EPA 7470A Preparation Method: EPA 7470A Pace Analytical Services - Peachtree Corners, GA								
Mercury	ND	mg/L	0.00020	0.00013	1	02/18/22 10:00	02/18/22 13:48	7439-97-6	
2540C Total Dissolved Solids	Analytical Method: SM 2540C-2015 Pace Analytical Services - Peachtree Corners, GA								
Total Dissolved Solids	**154**	mg/L	10.0	10.0	1		02/15/22 16:31		
300.0 IC Anions 28 Days	Analytical Method: EPA 300.0 Rev 2.1 1993 Pace Analytical Services - Asheville								
Chloride	**1.1**	mg/L	1.0	0.60	1		02/16/22 14:55	16887-00-6	
Fluoride	**0.43**	mg/L	0.10	0.050	1		02/16/22 14:55	16984-48-8	
Sulfate	**7.2**	mg/L	1.0	0.50	1		02/16/22 14:55	14808-79-8	

REPORT OF LABORATORY ANALYSIS

This report shall not be reproduced, except in full,
without the written consent of Pace Analytical Services, LLC.

Pace Analytical Services, LLC
110 Technology Parkway
Peachtree Corners, GA 30092
(770)734-4200

ANALYTICAL RESULTS

Project: YATES POOLED UPGRADIENT
Pace Project No.: 92587091

Sample: UP-EB-1 **Lab ID: 92587091011** Collected: 02/09/22 13:06 Received: 02/10/22 17:00 Matrix: Water

Parameters	Results	Units	Report Limit	MDL	DF	Prepared	Analyzed	CAS No.	Qual
6010D ATL ICP	Analytical Method: EPA 6010D Preparation Method: EPA 3010A Pace Analytical Services - Peachtree Corners, GA								
Calcium	ND	mg/L	1.0	0.12	1	02/23/22 14:15	02/23/22 23:06	7440-70-2	
6020 MET ICPMS	Analytical Method: EPA 6020B Preparation Method: EPA 3005A Pace Analytical Services - Peachtree Corners, GA								
Antimony	ND	mg/L	0.0030	0.00078	1	02/23/22 14:12	02/24/22 17:39	7440-36-0	
Arsenic	**0.0019J**	mg/L	0.0050	0.0011	1	02/23/22 14:12	02/24/22 17:39	7440-38-2	B
Barium	ND	mg/L	0.0050	0.00067	1	02/23/22 14:12	02/24/22 17:39	7440-39-3	
Beryllium	ND	mg/L	0.00050	0.000054	1	02/23/22 14:12	02/24/22 17:39	7440-41-7	
Boron	ND	mg/L	0.040	0.0086	1	02/23/22 14:12	02/24/22 17:39	7440-42-8	
Cadmium	ND	mg/L	0.00050	0.00011	1	02/23/22 14:12	02/24/22 17:39	7440-43-9	
Chromium	ND	mg/L	0.0050	0.0011	1	02/23/22 14:12	02/24/22 17:39	7440-47-3	
Cobalt	ND	mg/L	0.0050	0.00039	1	02/23/22 14:12	02/24/22 17:39	7440-48-4	
Lead	ND	mg/L	0.0010	0.00089	1	02/23/22 14:12	02/24/22 17:39	7439-92-1	
Lithium	ND	mg/L	0.030	0.00073	1	02/23/22 14:12	02/24/22 17:39	7439-93-2	
Molybdenum	ND	mg/L	0.010	0.00074	1	02/23/22 14:12	02/24/22 17:39	7439-98-7	
Selenium	ND	mg/L	0.0050	0.0014	1	02/23/22 14:12	02/24/22 17:39	7782-49-2	
Thallium	ND	mg/L	0.0010	0.00018	1	02/23/22 14:12	02/24/22 17:39	7440-28-0	
7470 Mercury	Analytical Method: EPA 7470A Preparation Method: EPA 7470A Pace Analytical Services - Peachtree Corners, GA								
Mercury	ND	mg/L	0.00020	0.00013	1	02/18/22 10:00	02/18/22 13:51	7439-97-6	
2540C Total Dissolved Solids	Analytical Method: SM 2540C-2015 Pace Analytical Services - Peachtree Corners, GA								
Total Dissolved Solids	ND	mg/L	10.0	10.0	1		02/15/22 16:31		
300.0 IC Anions 28 Days	Analytical Method: EPA 300.0 Rev 2.1 1993 Pace Analytical Services - Asheville								
Chloride	ND	mg/L	1.0	0.60	1		02/16/22 15:09	16887-00-6	
Fluoride	ND	mg/L	0.10	0.050	1		02/16/22 15:09	16984-48-8	
Sulfate	ND	mg/L	1.0	0.50	1		02/16/22 15:09	14808-79-8	

REPORT OF LABORATORY ANALYSIS

This report shall not be reproduced, except in full,
without the written consent of Pace Analytical Services, LLC.

Pace Analytical Services, LLC
110 Technology Parkway
Peachtree Corners, GA 30092
(770)734-4200

ANALYTICAL RESULTS

Project: YATES POOLED UPGRADIENT
Pace Project No.: 92587091

Sample: UP-FB-1 **Lab ID: 92587091012** Collected: 02/09/22 10:47 Received: 02/10/22 17:00 Matrix: Water

Parameters	Results	Units	Report Limit	MDL	DF	Prepared	Analyzed	CAS No.	Qual
6010D ATL ICP	Analytical Method: EPA 6010D Preparation Method: EPA 3010A Pace Analytical Services - Peachtree Corners, GA								
Calcium	ND	mg/L	1.0	0.12	1	02/23/22 14:15	02/23/22 23:20	7440-70-2	
6020 MET ICPMS	Analytical Method: EPA 6020B Preparation Method: EPA 3005A Pace Analytical Services - Peachtree Corners, GA								
Antimony	ND	mg/L	0.0030	0.00078	1	02/23/22 14:12	02/24/22 17:45	7440-36-0	
Arsenic	**0.0018J**	mg/L	0.0050	0.0011	1	02/23/22 14:12	02/24/22 17:45	7440-38-2	B
Barium	ND	mg/L	0.0050	0.00067	1	02/23/22 14:12	02/24/22 17:45	7440-39-3	
Beryllium	ND	mg/L	0.00050	0.000054	1	02/23/22 14:12	02/24/22 17:45	7440-41-7	
Boron	ND	mg/L	0.040	0.0086	1	02/23/22 14:12	02/24/22 17:45	7440-42-8	
Cadmium	ND	mg/L	0.00050	0.00011	1	02/23/22 14:12	02/24/22 17:45	7440-43-9	
Chromium	ND	mg/L	0.0050	0.0011	1	02/23/22 14:12	02/24/22 17:45	7440-47-3	
Cobalt	ND	mg/L	0.0050	0.00039	1	02/23/22 14:12	02/24/22 17:45	7440-48-4	
Lead	ND	mg/L	0.0010	0.00089	1	02/23/22 14:12	02/24/22 17:45	7439-92-1	
Lithium	ND	mg/L	0.030	0.00073	1	02/23/22 14:12	02/24/22 17:45	7439-93-2	
Molybdenum	ND	mg/L	0.010	0.00074	1	02/23/22 14:12	02/24/22 17:45	7439-98-7	
Selenium	ND	mg/L	0.0050	0.0014	1	02/23/22 14:12	02/24/22 17:45	7782-49-2	
Thallium	ND	mg/L	0.0010	0.00018	1	02/23/22 14:12	02/24/22 17:45	7440-28-0	
7470 Mercury	Analytical Method: EPA 7470A Preparation Method: EPA 7470A Pace Analytical Services - Peachtree Corners, GA								
Mercury	ND	mg/L	0.00020	0.00013	1	02/18/22 10:00	02/18/22 13:53	7439-97-6	
2540C Total Dissolved Solids	Analytical Method: SM 2540C-2015 Pace Analytical Services - Peachtree Corners, GA								
Total Dissolved Solids	ND	mg/L	10.0	10.0	1		02/15/22 16:31		
300.0 IC Anions 28 Days	Analytical Method: EPA 300.0 Rev 2.1 1993 Pace Analytical Services - Asheville								
Chloride	ND	mg/L	1.0	0.60	1		02/16/22 15:23	16887-00-6	
Fluoride	ND	mg/L	0.10	0.050	1		02/16/22 15:23	16984-48-8	
Sulfate	ND	mg/L	1.0	0.50	1		02/16/22 15:23	14808-79-8	

REPORT OF LABORATORY ANALYSIS

This report shall not be reproduced, except in full,
without the written consent of Pace Analytical Services, LLC.

Pace Analytical Services, LLC
110 Technology Parkway
Peachtree Corners, GA 30092
(770)734-4200

ANALYTICAL RESULTS

Project: YATES POOLED UPGRADIENT
Pace Project No.: 92587091

Sample: YGWA-17S **Lab ID: 92587091013** Collected: 02/09/22 10:20 Received: 02/10/22 17:00 Matrix: Water

Parameters	Results	Units	Report Limit	MDL	DF	Prepared	Analyzed	CAS No.	Qual
Field Data	Analytical Method: Pace Analytical Services - Charlotte								
Performed by	**CUSTOMER**				1		02/11/22 10:08		
pH	**5.53**	Std. Units			1		02/11/22 10:08		
6010D ATL ICP	Analytical Method: EPA 6010D Preparation Method: EPA 3010A Pace Analytical Services - Peachtree Corners, GA								
Calcium	**2.8**	mg/L	1.0	0.12	1	02/23/22 14:15	02/23/22 23:25	7440-70-2	
6020 MET ICPMS	Analytical Method: EPA 6020B Preparation Method: EPA 3005A Pace Analytical Services - Peachtree Corners, GA								
Antimony	ND	mg/L	0.0030	0.00078	1	02/23/22 14:12	02/24/22 17:51	7440-36-0	
Arsenic	**0.0024J**	mg/L	0.0050	0.0011	1	02/23/22 14:12	02/24/22 17:51	7440-38-2	B
Barium	**0.017**	mg/L	0.0050	0.00067	1	02/23/22 14:12	02/24/22 17:51	7440-39-3	
Beryllium	**0.00011J**	mg/L	0.00050	0.000054	1	02/23/22 14:12	02/24/22 17:51	7440-41-7	
Boron	**0.0098J**	mg/L	0.040	0.0086	1	02/23/22 14:12	02/24/22 17:51	7440-42-8	
Cadmium	ND	mg/L	0.00050	0.00011	1	02/23/22 14:12	02/24/22 17:51	7440-43-9	
Chromium	ND	mg/L	0.0050	0.0011	1	02/23/22 14:12	02/24/22 17:51	7440-47-3	
Cobalt	ND	mg/L	0.0050	0.00039	1	02/23/22 14:12	02/24/22 17:51	7440-48-4	
Lead	ND	mg/L	0.0010	0.00089	1	02/23/22 14:12	02/24/22 17:51	7439-92-1	
Lithium	ND	mg/L	0.030	0.00073	1	02/23/22 14:12	02/24/22 17:51	7439-93-2	
Molybdenum	ND	mg/L	0.010	0.00074	1	02/23/22 14:12	02/24/22 17:51	7439-98-7	
Selenium	ND	mg/L	0.0050	0.0014	1	02/23/22 14:12	02/24/22 17:51	7782-49-2	
Thallium	ND	mg/L	0.0010	0.00018	1	02/23/22 14:12	02/24/22 17:51	7440-28-0	
7470 Mercury	Analytical Method: EPA 7470A Preparation Method: EPA 7470A Pace Analytical Services - Peachtree Corners, GA								
Mercury	ND	mg/L	0.00020	0.00013	1	02/18/22 10:00	02/18/22 13:56	7439-97-6	
2540C Total Dissolved Solids	Analytical Method: SM 2540C-2015 Pace Analytical Services - Peachtree Corners, GA								
Total Dissolved Solids	**81.0**	mg/L	10.0	10.0	1		02/15/22 16:31		
300.0 IC Anions 28 Days	Analytical Method: EPA 300.0 Rev 2.1 1993 Pace Analytical Services - Asheville								
Chloride	**10.9**	mg/L	1.0	0.60	1		02/16/22 16:55	16887-00-6	
Fluoride	ND	mg/L	0.10	0.050	1		02/16/22 16:55	16984-48-8	
Sulfate	**4.8**	mg/L	1.0	0.50	1		02/16/22 16:55	14808-79-8	

REPORT OF LABORATORY ANALYSIS

This report shall not be reproduced, except in full,
without the written consent of Pace Analytical Services, LLC.

Pace Analytical Services, LLC
110 Technology Parkway
Peachtree Corners, GA 30092
(770)734-4200

ANALYTICAL RESULTS

Project: YATES POOLED UPGRADIENT
Pace Project No.: 92587091

Sample: YGWA-18S **Lab ID: 92587091014** Collected: 02/09/22 12:24 Received: 02/10/22 17:00 Matrix: Water

Parameters	Results	Units	Report Limit	MDL	DF	Prepared	Analyzed	CAS No.	Qual
Field Data	Analytical Method: Pace Analytical Services - Charlotte								
Performed by	**CUSTOMER**				1		02/11/22 10:08		
pH	**5.28**	Std. Units			1		02/11/22 10:08		
6010D ATL ICP	Analytical Method: EPA 6010D Preparation Method: EPA 3010A Pace Analytical Services - Peachtree Corners, GA								
Calcium	**0.87J**	mg/L	1.0	0.12	1	02/23/22 14:15	02/23/22 23:30	7440-70-2	
6020 MET ICPMS	Analytical Method: EPA 6020B Preparation Method: EPA 3005A Pace Analytical Services - Peachtree Corners, GA								
Antimony	ND	mg/L	0.0030	0.00078	1	02/23/22 14:12	02/24/22 18:09	7440-36-0	
Arsenic	**0.0024J**	mg/L	0.0050	0.0011	1	02/23/22 14:12	02/24/22 18:09	7440-38-2	B
Barium	**0.014**	mg/L	0.0050	0.00067	1	02/23/22 14:12	02/24/22 18:09	7440-39-3	
Beryllium	**0.000089J**	mg/L	0.00050	0.000054	1	02/23/22 14:12	02/24/22 18:09	7440-41-7	
Boron	ND	mg/L	0.040	0.0086	1	02/23/22 14:12	02/24/22 18:09	7440-42-8	
Cadmium	ND	mg/L	0.00050	0.00011	1	02/23/22 14:12	02/24/22 18:09	7440-43-9	
Chromium	**0.0014J**	mg/L	0.0050	0.0011	1	02/23/22 14:12	02/24/22 18:09	7440-47-3	B
Cobalt	ND	mg/L	0.0050	0.00039	1	02/23/22 14:12	02/24/22 18:09	7440-48-4	
Lead	ND	mg/L	0.0010	0.00089	1	02/23/22 14:12	02/24/22 18:09	7439-92-1	
Lithium	**0.0015J**	mg/L	0.030	0.00073	1	02/23/22 14:12	02/24/22 18:09	7439-93-2	
Molybdenum	ND	mg/L	0.010	0.00074	1	02/23/22 14:12	02/24/22 18:09	7439-98-7	
Selenium	ND	mg/L	0.0050	0.0014	1	02/23/22 14:12	02/24/22 18:09	7782-49-2	
Thallium	ND	mg/L	0.0010	0.00018	1	02/23/22 14:12	02/24/22 18:09	7440-28-0	
7470 Mercury	Analytical Method: EPA 7470A Preparation Method: EPA 7470A Pace Analytical Services - Peachtree Corners, GA								
Mercury	ND	mg/L	0.00020	0.00013	1	02/18/22 10:00	02/18/22 13:59	7439-97-6	
2540C Total Dissolved Solids	Analytical Method: SM 2540C-2015 Pace Analytical Services - Peachtree Corners, GA								
Total Dissolved Solids	**60.0**	mg/L	10.0	10.0	1		02/15/22 16:31		
300.0 IC Anions 28 Days	Analytical Method: EPA 300.0 Rev 2.1 1993 Pace Analytical Services - Asheville								
Chloride	**7.0**	mg/L	1.0	0.60	1		02/16/22 17:09	16887-00-6	
Fluoride	ND	mg/L	0.10	0.050	1		02/16/22 17:09	16984-48-8	
Sulfate	**1.1**	mg/L	1.0	0.50	1		02/16/22 17:09	14808-79-8	

REPORT OF LABORATORY ANALYSIS

This report shall not be reproduced, except in full,
without the written consent of Pace Analytical Services, LLC.

Pace Analytical Services, LLC
110 Technology Parkway
Peachtree Corners, GA 30092
(770)734-4200

ANALYTICAL RESULTS

Project: YATES POOLED UPGRADIENT
Pace Project No.: 92587091

Sample: YGWA-18I **Lab ID: 92587091015** Collected: 02/09/22 14:31 Received: 02/10/22 17:00 Matrix: Water

Parameters	Results	Units	Report Limit	MDL	DF	Prepared	Analyzed	CAS No.	Qual
Field Data	Analytical Method: Pace Analytical Services - Charlotte								
Performed by	**CUSTOMER**				1		02/11/22 10:08		
pH	**5.98**	Std. Units			1		02/11/22 10:08		
6010D ATL ICP	Analytical Method: EPA 6010D Preparation Method: EPA 3010A Pace Analytical Services - Peachtree Corners, GA								
Calcium	**5.1**	mg/L	1.0	0.12	1	02/23/22 14:15	02/23/22 23:35	7440-70-2	
6020 MET ICPMS	Analytical Method: EPA 6020B Preparation Method: EPA 3005A Pace Analytical Services - Peachtree Corners, GA								
Antimony	ND	mg/L	0.0030	0.00078	1	02/23/22 14:12	02/24/22 18:15	7440-36-0	
Arsenic	**0.0022J**	mg/L	0.0050	0.0011	1	02/23/22 14:12	02/24/22 18:15	7440-38-2	B
Barium	**0.021**	mg/L	0.0050	0.00067	1	02/23/22 14:12	02/24/22 18:15	7440-39-3	
Beryllium	ND	mg/L	0.00050	0.000054	1	02/23/22 14:12	02/24/22 18:15	7440-41-7	
Boron	ND	mg/L	0.040	0.0086	1	02/23/22 14:12	02/24/22 18:15	7440-42-8	
Cadmium	ND	mg/L	0.00050	0.00011	1	02/23/22 14:12	02/24/22 18:15	7440-43-9	
Chromium	ND	mg/L	0.0050	0.0011	1	02/23/22 14:12	02/24/22 18:15	7440-47-3	
Cobalt	ND	mg/L	0.0050	0.00039	1	02/23/22 14:12	02/24/22 18:15	7440-48-4	
Lead	ND	mg/L	0.0010	0.00089	1	02/23/22 14:12	02/24/22 18:15	7439-92-1	
Lithium	**0.0032J**	mg/L	0.030	0.00073	1	02/23/22 14:12	02/24/22 18:15	7439-93-2	
Molybdenum	ND	mg/L	0.010	0.00074	1	02/23/22 14:12	02/24/22 18:15	7439-98-7	
Selenium	ND	mg/L	0.0050	0.0014	1	02/23/22 14:12	02/24/22 18:15	7782-49-2	
Thallium	ND	mg/L	0.0010	0.00018	1	02/23/22 14:12	02/24/22 18:15	7440-28-0	
7470 Mercury	Analytical Method: EPA 7470A Preparation Method: EPA 7470A Pace Analytical Services - Peachtree Corners, GA								
Mercury	ND	mg/L	0.00020	0.00013	1	02/18/22 10:00	02/18/22 14:07	7439-97-6	
2540C Total Dissolved Solids	Analytical Method: SM 2540C-2015 Pace Analytical Services - Peachtree Corners, GA								
Total Dissolved Solids	**103**	mg/L	10.0	10.0	1		02/15/22 16:31		
300.0 IC Anions 28 Days	Analytical Method: EPA 300.0 Rev 2.1 1993 Pace Analytical Services - Asheville								
Chloride	**7.5**	mg/L	1.0	0.60	1		02/16/22 17:22	16887-00-6	
Fluoride	ND	mg/L	0.10	0.050	1		02/16/22 17:22	16984-48-8	
Sulfate	**0.51J**	mg/L	1.0	0.50	1		02/16/22 17:22	14808-79-8	

REPORT OF LABORATORY ANALYSIS

This report shall not be reproduced, except in full,
without the written consent of Pace Analytical Services, LLC.

Pace Analytical Services, LLC
110 Technology Parkway
Peachtree Corners, GA 30092
(770)734-4200

ANALYTICAL RESULTS

Project: YATES POOLED UPGRADIENT
Pace Project No.: 92587091

Sample: YGWA-20S **Lab ID: 92587091016** Collected: 02/09/22 16:19 Received: 02/10/22 17:00 Matrix: Water

Parameters	Results	Units	Report Limit	MDL	DF	Prepared	Analyzed	CAS No.	Qual
Field Data	Analytical Method: Pace Analytical Services - Charlotte								
Performed by	**CUSTOMER**				1		02/11/22 10:08		
pH	**5.91**	Std. Units			1		02/11/22 10:08		
6010D ATL ICP	Analytical Method: EPA 6010D Preparation Method: EPA 3010A Pace Analytical Services - Peachtree Corners, GA								
Calcium	**2.3**	mg/L	1.0	0.12	1	02/23/22 14:15	02/23/22 23:40	7440-70-2	
6020 MET ICPMS	Analytical Method: EPA 6020B Preparation Method: EPA 3005A Pace Analytical Services - Peachtree Corners, GA								
Antimony	ND	mg/L	0.0030	0.00078	1	02/23/22 14:12	02/24/22 18:21	7440-36-0	
Arsenic	**0.0021J**	mg/L	0.0050	0.0011	1	02/23/22 14:12	02/24/22 18:21	7440-38-2	B
Barium	**0.014**	mg/L	0.0050	0.00067	1	02/23/22 14:12	02/24/22 18:21	7440-39-3	
Beryllium	**0.000077J**	mg/L	0.00050	0.000054	1	02/23/22 14:12	02/24/22 18:21	7440-41-7	
Boron	ND	mg/L	0.040	0.0086	1	02/23/22 14:12	02/24/22 18:21	7440-42-8	
Cadmium	ND	mg/L	0.00050	0.00011	1	02/23/22 14:12	02/24/22 18:21	7440-43-9	
Chromium	ND	mg/L	0.0050	0.0011	1	02/23/22 14:12	02/24/22 18:21	7440-47-3	
Cobalt	ND	mg/L	0.0050	0.00039	1	02/23/22 14:12	02/24/22 18:21	7440-48-4	
Lead	ND	mg/L	0.0010	0.00089	1	02/23/22 14:12	02/24/22 18:21	7439-92-1	
Lithium	**0.00082J**	mg/L	0.030	0.00073	1	02/23/22 14:12	02/24/22 18:21	7439-93-2	
Molybdenum	ND	mg/L	0.010	0.00074	1	02/23/22 14:12	02/24/22 18:21	7439-98-7	
Selenium	ND	mg/L	0.0050	0.0014	1	02/23/22 14:12	02/24/22 18:21	7782-49-2	
Thallium	ND	mg/L	0.0010	0.00018	1	02/23/22 14:12	02/24/22 18:21	7440-28-0	
7470 Mercury	Analytical Method: EPA 7470A Preparation Method: EPA 7470A Pace Analytical Services - Peachtree Corners, GA								
Mercury	ND	mg/L	0.00020	0.00013	1	02/18/22 10:00	02/18/22 14:09	7439-97-6	
2540C Total Dissolved Solids	Analytical Method: SM 2540C-2015 Pace Analytical Services - Peachtree Corners, GA								
Total Dissolved Solids	**72.0**	mg/L	10.0	10.0	1		02/15/22 16:31		
300.0 IC Anions 28 Days	Analytical Method: EPA 300.0 Rev 2.1 1993 Pace Analytical Services - Asheville								
Chloride	**2.8**	mg/L	1.0	0.60	1		02/16/22 17:36	16887-00-6	
Fluoride	ND	mg/L	0.10	0.050	1		02/16/22 17:36	16984-48-8	
Sulfate	ND	mg/L	1.0	0.50	1		02/16/22 17:36	14808-79-8	

REPORT OF LABORATORY ANALYSIS

This report shall not be reproduced, except in full,
without the written consent of Pace Analytical Services, LLC.

Pace Analytical Services, LLC
110 Technology Parkway
Peachtree Corners, GA 30092
(770)734-4200

ANALYTICAL RESULTS

Project: YATES POOLED UPGRADIENT
Pace Project No.: 92587091

Sample: YGWA-21I **Lab ID: 92587091017** Collected: 02/09/22 17:40 Received: 02/10/22 17:00 Matrix: Water

Parameters	Results	Units	Report Limit	MDL	DF	Prepared	Analyzed	CAS No.	Qual
Field Data	Analytical Method: Pace Analytical Services - Charlotte								
Performed by	**CUSTOMER**				1		02/11/22 10:08		
pH	**6.84**	Std. Units			1		02/11/22 10:08		
6010D ATL ICP	Analytical Method: EPA 6010D Preparation Method: EPA 3010A Pace Analytical Services - Peachtree Corners, GA								
Calcium	**9.8**	mg/L	1.0	0.12	1	02/23/22 14:15	02/23/22 23:44	7440-70-2	
6020 MET ICPMS	Analytical Method: EPA 6020B Preparation Method: EPA 3005A Pace Analytical Services - Peachtree Corners, GA								
Antimony	ND	mg/L	0.0030	0.00078	1	02/23/22 14:12	02/24/22 18:27	7440-36-0	
Arsenic	**0.0036J**	mg/L	0.0050	0.0011	1	02/23/22 14:12	02/24/22 18:27	7440-38-2	B
Barium	**0.011**	mg/L	0.0050	0.00067	1	02/23/22 14:12	02/24/22 18:27	7440-39-3	
Beryllium	ND	mg/L	0.00050	0.000054	1	02/23/22 14:12	02/24/22 18:27	7440-41-7	
Boron	ND	mg/L	0.040	0.0086	1	02/23/22 14:12	02/24/22 18:27	7440-42-8	
Cadmium	ND	mg/L	0.00050	0.00011	1	02/23/22 14:12	02/24/22 18:27	7440-43-9	
Chromium	ND	mg/L	0.0050	0.0011	1	02/23/22 14:12	02/24/22 18:27	7440-47-3	
Cobalt	**0.0078**	mg/L	0.0050	0.00039	1	02/23/22 14:12	02/24/22 18:27	7440-48-4	
Lead	ND	mg/L	0.0010	0.00089	1	02/23/22 14:12	02/24/22 18:27	7439-92-1	
Lithium	**0.0061J**	mg/L	0.030	0.00073	1	02/23/22 14:12	02/24/22 18:27	7439-93-2	
Molybdenum	ND	mg/L	0.010	0.00074	1	02/23/22 14:12	02/24/22 18:27	7439-98-7	
Selenium	ND	mg/L	0.0050	0.0014	1	02/23/22 14:12	02/24/22 18:27	7782-49-2	
Thallium	ND	mg/L	0.0010	0.00018	1	02/23/22 14:12	02/24/22 18:27	7440-28-0	
7470 Mercury	Analytical Method: EPA 7470A Preparation Method: EPA 7470A Pace Analytical Services - Peachtree Corners, GA								
Mercury	ND	mg/L	0.00020	0.00013	1	02/18/22 10:00	02/18/22 14:12	7439-97-6	
2540C Total Dissolved Solids	Analytical Method: SM 2540C-2015 Pace Analytical Services - Peachtree Corners, GA								
Total Dissolved Solids	**131**	mg/L	10.0	10.0	1		02/15/22 16:31		
300.0 IC Anions 28 Days	Analytical Method: EPA 300.0 Rev 2.1 1993 Pace Analytical Services - Asheville								
Chloride	**1.7**	mg/L	1.0	0.60	1		02/17/22 02:57	16887-00-6	
Fluoride	**0.10**	mg/L	0.10	0.050	1		02/17/22 02:57	16984-48-8	
Sulfate	**3.9**	mg/L	1.0	0.50	1		02/17/22 02:57	14808-79-8	

REPORT OF LABORATORY ANALYSIS

This report shall not be reproduced, except in full,
without the written consent of Pace Analytical Services, LLC.

Pace Analytical Services, LLC
110 Technology Parkway
Peachtree Corners, GA 30092
(770)734-4200

ANALYTICAL RESULTS

Project: YATES POOLED UPGRADIENT
Pace Project No.: 92587091

Sample: YGWA-5I **Lab ID: 92587091018** Collected: 02/10/22 17:27 Received: 02/11/22 16:45 Matrix: Water

Parameters	Results	Units	Report Limit	MDL	DF	Prepared	Analyzed	CAS No.	Qual
Field Data	Analytical Method: Pace Analytical Services - Charlotte								
Performed by	**CUSTOMER**				1		02/14/22 11:36		
pH	**5.14**	Std. Units			1		02/14/22 11:36		
6010D ATL ICP	Analytical Method: EPA 6010D Preparation Method: EPA 3010A Pace Analytical Services - Peachtree Corners, GA								
Calcium	**2.5**	mg/L	1.0	0.12	1	02/23/22 14:15	02/23/22 23:49	7440-70-2	
6020 MET ICPMS	Analytical Method: EPA 6020B Preparation Method: EPA 3005A Pace Analytical Services - Peachtree Corners, GA								
Antimony	ND	mg/L	0.0030	0.00078	1	02/23/22 14:12	02/24/22 18:33	7440-36-0	
Arsenic	**0.0016J**	mg/L	0.0050	0.0011	1	02/23/22 14:12	02/24/22 18:33	7440-38-2	B
Barium	**0.020**	mg/L	0.0050	0.00067	1	02/23/22 14:12	02/24/22 18:33	7440-39-3	
Beryllium	ND	mg/L	0.00050	0.000054	1	02/23/22 14:12	02/24/22 18:33	7440-41-7	
Boron	ND	mg/L	0.040	0.0086	1	02/23/22 14:12	02/24/22 18:33	7440-42-8	
Cadmium	ND	mg/L	0.00050	0.00011	1	02/23/22 14:12	02/24/22 18:33	7440-43-9	
Chromium	ND	mg/L	0.0050	0.0011	1	02/23/22 14:12	02/24/22 18:33	7440-47-3	
Cobalt	ND	mg/L	0.0050	0.00039	1	02/23/22 14:12	02/24/22 18:33	7440-48-4	
Lead	ND	mg/L	0.0010	0.00089	1	02/23/22 14:12	02/24/22 18:33	7439-92-1	
Lithium	**0.0036J**	mg/L	0.030	0.00073	1	02/23/22 14:12	02/24/22 18:33	7439-93-2	
Molybdenum	ND	mg/L	0.010	0.00074	1	02/23/22 14:12	02/24/22 18:33	7439-98-7	
Selenium	ND	mg/L	0.0050	0.0014	1	02/23/22 14:12	02/24/22 18:33	7782-49-2	
Thallium	ND	mg/L	0.0010	0.00018	1	02/23/22 14:12	02/24/22 18:33	7440-28-0	
7470 Mercury	Analytical Method: EPA 7470A Preparation Method: EPA 7470A Pace Analytical Services - Peachtree Corners, GA								
Mercury	ND	mg/L	0.00020	0.00013	1	02/18/22 10:00	02/18/22 14:14	7439-97-6	
2540C Total Dissolved Solids	Analytical Method: SM 2540C-2015 Pace Analytical Services - Peachtree Corners, GA								
Total Dissolved Solids	**77.0**	mg/L	10.0	10.0	1		02/17/22 16:07		
300.0 IC Anions 28 Days	Analytical Method: EPA 300.0 Rev 2.1 1993 Pace Analytical Services - Asheville								
Chloride	**4.4**	mg/L	1.0	0.60	1		02/19/22 13:40	16887-00-6	
Fluoride	ND	mg/L	0.10	0.050	1		02/19/22 13:40	16984-48-8	
Sulfate	**2.4**	mg/L	1.0	0.50	1		02/19/22 13:40	14808-79-8	

REPORT OF LABORATORY ANALYSIS

This report shall not be reproduced, except in full,
without the written consent of Pace Analytical Services, LLC.

Pace Analytical Services, LLC
110 Technology Parkway
Peachtree Corners, GA 30092
(770)734-4200

ANALYTICAL RESULTS

Project: YATES POOLED UPGRADIENT
Pace Project No.: 92587091

Sample: UP-DUP-3 **Lab ID: 92587091019** Collected: 02/10/22 00:00 Received: 02/11/22 16:45 Matrix: Water

Parameters	Results	Units	Report Limit	MDL	DF	Prepared	Analyzed	CAS No.	Qual
6010D ATL ICP	Analytical Method: EPA 6010D Preparation Method: EPA 3010A Pace Analytical Services - Peachtree Corners, GA								
Calcium	**2.6**	mg/L	1.0	0.12	1	02/23/22 14:15	02/23/22 23:54	7440-70-2	
6020 MET ICPMS	Analytical Method: EPA 6020B Preparation Method: EPA 3005A Pace Analytical Services - Peachtree Corners, GA								
Antimony	ND	mg/L	0.0030	0.00078	1	02/23/22 14:12	02/24/22 18:39	7440-36-0	
Arsenic	**0.0017J**	mg/L	0.0050	0.0011	1	02/23/22 14:12	02/24/22 18:39	7440-38-2	B
Barium	**0.020**	mg/L	0.0050	0.00067	1	02/23/22 14:12	02/24/22 18:39	7440-39-3	
Beryllium	ND	mg/L	0.00050	0.000054	1	02/23/22 14:12	02/24/22 18:39	7440-41-7	
Boron	ND	mg/L	0.040	0.0086	1	02/23/22 14:12	02/24/22 18:39	7440-42-8	
Cadmium	ND	mg/L	0.00050	0.00011	1	02/23/22 14:12	02/24/22 18:39	7440-43-9	
Chromium	ND	mg/L	0.0050	0.0011	1	02/23/22 14:12	02/24/22 18:39	7440-47-3	
Cobalt	ND	mg/L	0.0050	0.00039	1	02/23/22 14:12	02/24/22 18:39	7440-48-4	
Lead	ND	mg/L	0.0010	0.00089	1	02/23/22 14:12	02/24/22 18:39	7439-92-1	
Lithium	**0.0037J**	mg/L	0.030	0.00073	1	02/23/22 14:12	02/24/22 18:39	7439-93-2	
Molybdenum	ND	mg/L	0.010	0.00074	1	02/23/22 14:12	02/24/22 18:39	7439-98-7	
Selenium	ND	mg/L	0.0050	0.0014	1	02/23/22 14:12	02/24/22 18:39	7782-49-2	
Thallium	ND	mg/L	0.0010	0.00018	1	02/23/22 14:12	02/24/22 18:39	7440-28-0	
7470 Mercury	Analytical Method: EPA 7470A Preparation Method: EPA 7470A Pace Analytical Services - Peachtree Corners, GA								
Mercury	ND	mg/L	0.00020	0.00013	1	02/18/22 10:00	02/18/22 14:17	7439-97-6	
2540C Total Dissolved Solids	Analytical Method: SM 2540C-2015 Pace Analytical Services - Peachtree Corners, GA								
Total Dissolved Solids	**67.0**	mg/L	10.0	10.0	1		02/17/22 16:07		
300.0 IC Anions 28 Days	Analytical Method: EPA 300.0 Rev 2.1 1993 Pace Analytical Services - Asheville								
Chloride	**4.4**	mg/L	1.0	0.60	1		02/19/22 14:20	16887-00-6	
Fluoride	ND	mg/L	0.10	0.050	1		02/19/22 14:20	16984-48-8	
Sulfate	**2.4**	mg/L	1.0	0.50	1		02/19/22 14:20	14808-79-8	

REPORT OF LABORATORY ANALYSIS

This report shall not be reproduced, except in full,
without the written consent of Pace Analytical Services, LLC.

Pace Analytical Services, LLC
110 Technology Parkway
Peachtree Corners, GA 30092
(770)734-4200

ANALYTICAL RESULTS

Project: YATES POOLED UPGRADIENT
Pace Project No.: 92587091

Sample: YGWA-14S **Lab ID: 92587091020** Collected: 02/10/22 16:20 Received: 02/11/22 16:45 Matrix: Water

Parameters	Results	Units	Report Limit	MDL	DF	Prepared	Analyzed	CAS No.	Qual
Field Data	Analytical Method: Pace Analytical Services - Charlotte								
Performed by	**CUSTOMER**				1		02/14/22 11:36		
pH	**4.50**	Std. Units			1		02/14/22 11:36		
6010D ATL ICP	Analytical Method: EPA 6010D Preparation Method: EPA 3010A Pace Analytical Services - Peachtree Corners, GA								
Calcium	**1.3**	mg/L	1.0	0.12	1	02/23/22 14:15	02/23/22 23:59	7440-70-2	
6020 MET ICPMS	Analytical Method: EPA 6020B Preparation Method: EPA 3005A Pace Analytical Services - Peachtree Corners, GA								
Antimony	ND	mg/L	0.0030	0.00078	1	02/23/22 14:12	02/24/22 18:45	7440-36-0	
Arsenic	**0.0016J**	mg/L	0.0050	0.0011	1	02/23/22 14:12	02/24/22 18:45	7440-38-2	B
Barium	**0.0088**	mg/L	0.0050	0.00067	1	02/23/22 14:12	02/24/22 18:45	7440-39-3	
Beryllium	**0.00025J**	mg/L	0.00050	0.000054	1	02/23/22 14:12	02/24/22 18:45	7440-41-7	
Boron	**0.020J**	mg/L	0.040	0.0086	1	02/23/22 14:12	02/24/22 18:45	7440-42-8	
Cadmium	ND	mg/L	0.00050	0.00011	1	02/23/22 14:12	02/24/22 18:45	7440-43-9	
Chromium	ND	mg/L	0.0050	0.0011	1	02/23/22 14:12	02/24/22 18:45	7440-47-3	
Cobalt	ND	mg/L	0.0050	0.00039	1	02/23/22 14:12	02/24/22 18:45	7440-48-4	
Lead	ND	mg/L	0.0010	0.00089	1	02/23/22 14:12	02/24/22 18:45	7439-92-1	
Lithium	ND	mg/L	0.030	0.00073	1	02/23/22 14:12	02/24/22 18:45	7439-93-2	
Molybdenum	ND	mg/L	0.010	0.00074	1	02/23/22 14:12	02/24/22 18:45	7439-98-7	
Selenium	**0.0014J**	mg/L	0.0050	0.0014	1	02/23/22 14:12	02/24/22 18:45	7782-49-2	
Thallium	ND	mg/L	0.0010	0.00018	1	02/23/22 14:12	02/24/22 18:45	7440-28-0	
7470 Mercury	Analytical Method: EPA 7470A Preparation Method: EPA 7470A Pace Analytical Services - Peachtree Corners, GA								
Mercury	ND	mg/L	0.00020	0.00013	1	02/21/22 14:45	02/22/22 10:38	7439-97-6	
2540C Total Dissolved Solids	Analytical Method: SM 2540C-2015 Pace Analytical Services - Peachtree Corners, GA								
Total Dissolved Solids	**56.0**	mg/L	10.0	10.0	1		02/17/22 16:07		
300.0 IC Anions 28 Days	Analytical Method: EPA 300.0 Rev 2.1 1993 Pace Analytical Services - Asheville								
Chloride	**4.7**	mg/L	1.0	0.60	1		02/19/22 14:34	16887-00-6	
Fluoride	ND	mg/L	0.10	0.050	1		02/19/22 14:34	16984-48-8	
Sulfate	**6.2**	mg/L	1.0	0.50	1		02/19/22 14:34	14808-79-8	

REPORT OF LABORATORY ANALYSIS

This report shall not be reproduced, except in full,
without the written consent of Pace Analytical Services, LLC.

Pace Analytical Services, LLC
110 Technology Parkway
Peachtree Corners, GA 30092
(770)734-4200

ANALYTICAL RESULTS

Project: YATES POOLED UPGRADIENT
Pace Project No.: 92587091

Sample: UP-DUP-2 **Lab ID: 92587091021** Collected: 02/10/22 00:00 Received: 02/11/22 16:45 Matrix: Water

Parameters	Results	Units	Report Limit	MDL	DF	Prepared	Analyzed	CAS No.	Qual
6010D ATL ICP	Analytical Method: EPA 6010D Preparation Method: EPA 3010A Pace Analytical Services - Peachtree Corners, GA								
Calcium	**1.2**	mg/L	1.0	0.12	1	02/23/22 14:15	02/24/22 00:13	7440-70-2	
6020 MET ICPMS	Analytical Method: EPA 6020B Preparation Method: EPA 3005A Pace Analytical Services - Peachtree Corners, GA								
Antimony	ND	mg/L	0.0030	0.00078	1	02/23/22 14:12	02/24/22 18:51	7440-36-0	
Arsenic	**0.0015J**	mg/L	0.0050	0.0011	1	02/23/22 14:12	02/24/22 18:51	7440-38-2	B
Barium	**0.0084**	mg/L	0.0050	0.00067	1	02/23/22 14:12	02/24/22 18:51	7440-39-3	
Beryllium	**0.00022J**	mg/L	0.00050	0.000054	1	02/23/22 14:12	02/24/22 18:51	7440-41-7	
Boron	**0.018J**	mg/L	0.040	0.0086	1	02/23/22 14:12	02/24/22 18:51	7440-42-8	
Cadmium	ND	mg/L	0.00050	0.00011	1	02/23/22 14:12	02/24/22 18:51	7440-43-9	
Chromium	ND	mg/L	0.0050	0.0011	1	02/23/22 14:12	02/24/22 18:51	7440-47-3	
Cobalt	ND	mg/L	0.0050	0.00039	1	02/23/22 14:12	02/24/22 18:51	7440-48-4	
Lead	ND	mg/L	0.0010	0.00089	1	02/23/22 14:12	02/24/22 18:51	7439-92-1	
Lithium	ND	mg/L	0.030	0.00073	1	02/23/22 14:12	02/24/22 18:51	7439-93-2	
Molybdenum	ND	mg/L	0.010	0.00074	1	02/23/22 14:12	02/24/22 18:51	7439-98-7	
Selenium	ND	mg/L	0.0050	0.0014	1	02/23/22 14:12	02/24/22 18:51	7782-49-2	
Thallium	ND	mg/L	0.0010	0.00018	1	02/23/22 14:12	02/24/22 18:51	7440-28-0	
7470 Mercury	Analytical Method: EPA 7470A Preparation Method: EPA 7470A Pace Analytical Services - Peachtree Corners, GA								
Mercury	ND	mg/L	0.00020	0.00013	1	02/21/22 14:45	02/22/22 10:55	7439-97-6	
2540C Total Dissolved Solids	Analytical Method: SM 2540C-2015 Pace Analytical Services - Peachtree Corners, GA								
Total Dissolved Solids	**53.0**	mg/L	10.0	10.0	1		02/17/22 16:07		
300.0 IC Anions 28 Days	Analytical Method: EPA 300.0 Rev 2.1 1993 Pace Analytical Services - Asheville								
Chloride	**4.7**	mg/L	1.0	0.60	1		02/19/22 14:47	16887-00-6	
Fluoride	ND	mg/L	0.10	0.050	1		02/19/22 14:47	16984-48-8	
Sulfate	**6.1**	mg/L	1.0	0.50	1		02/19/22 14:47	14808-79-8	

REPORT OF LABORATORY ANALYSIS

This report shall not be reproduced, except in full,
without the written consent of Pace Analytical Services, LLC.

Pace Analytical Services, LLC
110 Technology Parkway
Peachtree Corners, GA 30092
(770)734-4200

ANALYTICAL RESULTS

Project: YATES POOLED UPGRADIENT
Pace Project No.: 92587091

Sample: YGWA-30I **Lab ID: 92587091022** Collected: 02/11/22 09:20 Received: 02/11/22 16:45 Matrix: Water

Parameters	Results	Units	Report Limit	MDL	DF	Prepared	Analyzed	CAS No.	Qual
Field Data	Analytical Method: Pace Analytical Services - Charlotte								
Performed by	**CUSTOMER**				1		02/14/22 11:37		
pH	**5.59**	Std. Units			1		02/14/22 11:37		
6010D ATL ICP	Analytical Method: EPA 6010D Preparation Method: EPA 3010A Pace Analytical Services - Peachtree Corners, GA								
Calcium	**1.5**	mg/L	1.0	0.12	1	02/23/22 14:15	02/24/22 00:18	7440-70-2	
6020 MET ICPMS	Analytical Method: EPA 6020B Preparation Method: EPA 3005A Pace Analytical Services - Peachtree Corners, GA								
Antimony	ND	mg/L	0.0030	0.00078	1	02/23/22 14:12	02/24/22 18:57	7440-36-0	
Arsenic	**0.0014J**	mg/L	0.0050	0.0011	1	02/23/22 14:12	02/24/22 18:57	7440-38-2	B
Barium	**0.0077**	mg/L	0.0050	0.00067	1	02/23/22 14:12	02/24/22 18:57	7440-39-3	
Beryllium	ND	mg/L	0.00050	0.000054	1	02/23/22 14:12	02/24/22 18:57	7440-41-7	
Boron	ND	mg/L	0.040	0.0086	1	02/23/22 14:12	02/24/22 18:57	7440-42-8	
Cadmium	ND	mg/L	0.00050	0.00011	1	02/23/22 14:12	02/24/22 18:57	7440-43-9	
Chromium	ND	mg/L	0.0050	0.0011	1	02/23/22 14:12	02/24/22 18:57	7440-47-3	
Cobalt	**0.0038J**	mg/L	0.0050	0.00039	1	02/23/22 14:12	02/24/22 18:57	7440-48-4	
Lead	ND	mg/L	0.0010	0.00089	1	02/23/22 14:12	02/24/22 18:57	7439-92-1	
Lithium	**0.0014J**	mg/L	0.030	0.00073	1	02/23/22 14:12	02/24/22 18:57	7439-93-2	
Molybdenum	ND	mg/L	0.010	0.00074	1	02/23/22 14:12	02/24/22 18:57	7439-98-7	
Selenium	ND	mg/L	0.0050	0.0014	1	02/23/22 14:12	02/24/22 18:57	7782-49-2	
Thallium	ND	mg/L	0.0010	0.00018	1	02/23/22 14:12	02/24/22 18:57	7440-28-0	
7470 Mercury	Analytical Method: EPA 7470A Preparation Method: EPA 7470A Pace Analytical Services - Peachtree Corners, GA								
Mercury	ND	mg/L	0.00020	0.00013	1	02/21/22 14:45	02/22/22 10:58	7439-97-6	
2540C Total Dissolved Solids	Analytical Method: SM 2540C-2015 Pace Analytical Services - Peachtree Corners, GA								
Total Dissolved Solids	**66.0**	mg/L	10.0	10.0	1		02/17/22 17:02		
300.0 IC Anions 28 Days	Analytical Method: EPA 300.0 Rev 2.1 1993 Pace Analytical Services - Asheville								
Chloride	**2.1**	mg/L	1.0	0.60	1		02/19/22 15:01	16887-00-6	
Fluoride	ND	mg/L	0.10	0.050	1		02/19/22 15:01	16984-48-8	
Sulfate	**2.8**	mg/L	1.0	0.50	1		02/19/22 15:01	14808-79-8	

REPORT OF LABORATORY ANALYSIS

This report shall not be reproduced, except in full,
without the written consent of Pace Analytical Services, LLC.

Pace Analytical Services, LLC
110 Technology Parkway
Peachtree Corners, GA 30092
(770)734-4200

ANALYTICAL RESULTS

Project: YATES POOLED UPGRADIENT
Pace Project No.: 92587091

Sample: YGWA-4I **Lab ID: 92587091023** Collected: 02/11/22 10:40 Received: 02/11/22 16:45 Matrix: Water

Parameters	Results	Units	Report Limit	MDL	DF	Prepared	Analyzed	CAS No.	Qual
Field Data	Analytical Method: Pace Analytical Services - Charlotte								
Performed by	**CUSTOMER**				1		02/14/22 11:37		
pH	**5.95**	Std. Units			1		02/14/22 11:37		
6010D ATL ICP	Analytical Method: EPA 6010D Preparation Method: EPA 3010A Pace Analytical Services - Peachtree Corners, GA								
Calcium	**7.5**	mg/L	1.0	0.12	1	02/23/22 14:15	02/24/22 00:23	7440-70-2	
6020 MET ICPMS	Analytical Method: EPA 6020B Preparation Method: EPA 3005A Pace Analytical Services - Peachtree Corners, GA								
Antimony	ND	mg/L	0.0030	0.00078	1	02/23/22 14:12	02/24/22 19:03	7440-36-0	
Arsenic	**0.0014J**	mg/L	0.0050	0.0011	1	02/23/22 14:12	02/24/22 19:03	7440-38-2	B
Barium	**0.013**	mg/L	0.0050	0.00067	1	02/23/22 14:12	02/24/22 19:03	7440-39-3	
Beryllium	ND	mg/L	0.00050	0.000054	1	02/23/22 14:12	02/24/22 19:03	7440-41-7	
Boron	ND	mg/L	0.040	0.0086	1	02/23/22 14:12	02/24/22 19:03	7440-42-8	
Cadmium	ND	mg/L	0.00050	0.00011	1	02/23/22 14:12	02/24/22 19:03	7440-43-9	
Chromium	ND	mg/L	0.0050	0.0011	1	02/23/22 14:12	02/24/22 19:03	7440-47-3	
Cobalt	ND	mg/L	0.0050	0.00039	1	02/23/22 14:12	02/24/22 19:03	7440-48-4	
Lead	ND	mg/L	0.0010	0.00089	1	02/23/22 14:12	02/24/22 19:03	7439-92-1	
Lithium	**0.012J**	mg/L	0.030	0.00073	1	02/23/22 14:12	02/24/22 19:03	7439-93-2	
Molybdenum	ND	mg/L	0.010	0.00074	1	02/23/22 14:12	02/24/22 19:03	7439-98-7	
Selenium	ND	mg/L	0.0050	0.0014	1	02/23/22 14:12	02/24/22 19:03	7782-49-2	
Thallium	ND	mg/L	0.0010	0.00018	1	02/23/22 14:12	02/24/22 19:03	7440-28-0	
7470 Mercury	Analytical Method: EPA 7470A Preparation Method: EPA 7470A Pace Analytical Services - Peachtree Corners, GA								
Mercury	ND	mg/L	0.00020	0.00013	1	02/21/22 14:45	02/22/22 11:01	7439-97-6	
2540C Total Dissolved Solids	Analytical Method: SM 2540C-2015 Pace Analytical Services - Peachtree Corners, GA								
Total Dissolved Solids	**102**	mg/L	10.0	10.0	1		02/17/22 17:02		
300.0 IC Anions 28 Days	Analytical Method: EPA 300.0 Rev 2.1 1993 Pace Analytical Services - Asheville								
Chloride	**4.1**	mg/L	1.0	0.60	1		02/19/22 15:14	16887-00-6	
Fluoride	ND	mg/L	0.10	0.050	1		02/19/22 15:14	16984-48-8	
Sulfate	**7.7**	mg/L	1.0	0.50	1		02/19/22 15:14	14808-79-8	

REPORT OF LABORATORY ANALYSIS

This report shall not be reproduced, except in full,
without the written consent of Pace Analytical Services, LLC.

Pace Analytical Services, LLC
110 Technology Parkway
Peachtree Corners, GA 30092
(770)734-4200

ANALYTICAL RESULTS

Project: YATES POOLED UPGRADIENT
Pace Project No.: 92587091

Sample: YGWA-5D **Lab ID: 92587091024** Collected: 02/10/22 17:46 Received: 02/11/22 16:45 Matrix: Water

Parameters	Results	Units	Report Limit	MDL	DF	Prepared	Analyzed	CAS No.	Qual
Field Data	Analytical Method: Pace Analytical Services - Charlotte								
Performed by	**CUSTOMER**				1		02/14/22 11:37		
pH	**6.99**	Std. Units			1		02/14/22 11:37		
6010D ATL ICP	Analytical Method: EPA 6010D Preparation Method: EPA 3010A Pace Analytical Services - Peachtree Corners, GA								
Calcium	**24.8**	mg/L	1.0	0.12	1	02/23/22 14:15	02/24/22 00:27	7440-70-2	
6020 MET ICPMS	Analytical Method: EPA 6020B Preparation Method: EPA 3005A Pace Analytical Services - Peachtree Corners, GA								
Antimony	ND	mg/L	0.0030	0.00078	1	02/23/22 14:12	02/24/22 19:20	7440-36-0	
Arsenic	**0.0040J**	mg/L	0.0050	0.0011	1	02/23/22 14:12	02/24/22 19:20	7440-38-2	B
Barium	**0.0084**	mg/L	0.0050	0.00067	1	02/23/22 14:12	02/24/22 19:20	7440-39-3	
Beryllium	ND	mg/L	0.00050	0.000054	1	02/23/22 14:12	02/24/22 19:20	7440-41-7	
Boron	**0.011J**	mg/L	0.040	0.0086	1	02/23/22 14:12	02/24/22 19:20	7440-42-8	
Cadmium	ND	mg/L	0.00050	0.00011	1	02/23/22 14:12	02/24/22 19:20	7440-43-9	
Chromium	ND	mg/L	0.0050	0.0011	1	02/23/22 14:12	02/24/22 19:20	7440-47-3	
Cobalt	ND	mg/L	0.0050	0.00039	1	02/23/22 14:12	02/24/22 19:20	7440-48-4	
Lead	ND	mg/L	0.0010	0.00089	1	02/23/22 14:12	02/24/22 19:20	7439-92-1	
Lithium	**0.0076J**	mg/L	0.030	0.00073	1	02/23/22 14:12	02/24/22 19:20	7439-93-2	
Molybdenum	**0.00096J**	mg/L	0.010	0.00074	1	02/23/22 14:12	02/24/22 19:20	7439-98-7	
Selenium	ND	mg/L	0.0050	0.0014	1	02/23/22 14:12	02/24/22 19:20	7782-49-2	
Thallium	ND	mg/L	0.0010	0.00018	1	02/23/22 14:12	02/24/22 19:20	7440-28-0	
7470 Mercury	Analytical Method: EPA 7470A Preparation Method: EPA 7470A Pace Analytical Services - Peachtree Corners, GA								
Mercury	ND	mg/L	0.00020	0.00013	1	02/21/22 14:45	02/22/22 11:03	7439-97-6	
2540C Total Dissolved Solids	Analytical Method: SM 2540C-2015 Pace Analytical Services - Peachtree Corners, GA								
Total Dissolved Solids	**127**	mg/L	10.0	10.0	1		02/17/22 16:07		
300.0 IC Anions 28 Days	Analytical Method: EPA 300.0 Rev 2.1 1993 Pace Analytical Services - Asheville								
Chloride	**3.2**	mg/L	1.0	0.60	1		02/19/22 15:54	16887-00-6	
Fluoride	**0.055J**	mg/L	0.10	0.050	1		02/19/22 15:54	16984-48-8	
Sulfate	**4.9**	mg/L	1.0	0.50	1		02/19/22 15:54	14808-79-8	

REPORT OF LABORATORY ANALYSIS

This report shall not be reproduced, except in full,
without the written consent of Pace Analytical Services, LLC.

Pace Analytical Services, LLC
110 Technology Parkway
Peachtree Corners, GA 30092
(770)734-4200

ANALYTICAL RESULTS

Project: YATES POOLED UPGRADIENT
Pace Project No.: 92587091

Sample: UP-EB-2 **Lab ID: 92587091025** Collected: 02/10/22 11:40 Received: 02/11/22 16:45 Matrix: Water

Parameters	Results	Units	Report Limit	MDL	DF	Prepared	Analyzed	CAS No.	Qual
6010D ATL ICP	Analytical Method: EPA 6010D Preparation Method: EPA 3010A Pace Analytical Services - Peachtree Corners, GA								
Calcium	ND	mg/L	1.0	0.12	1	02/23/22 14:15	02/24/22 00:37	7440-70-2	
6020 MET ICPMS	Analytical Method: EPA 6020B Preparation Method: EPA 3005A Pace Analytical Services - Peachtree Corners, GA								
Antimony	ND	mg/L	0.0030	0.00078	1	02/23/22 14:12	02/24/22 19:32	7440-36-0	
Arsenic	**0.0028J**	mg/L	0.0050	0.0011	1	02/23/22 14:12	02/24/22 19:32	7440-38-2	B
Barium	ND	mg/L	0.0050	0.00067	1	02/23/22 14:12	02/24/22 19:32	7440-39-3	
Beryllium	ND	mg/L	0.00050	0.000054	1	02/23/22 14:12	02/24/22 19:32	7440-41-7	
Boron	ND	mg/L	0.040	0.0086	1	02/23/22 14:12	02/24/22 19:32	7440-42-8	
Cadmium	ND	mg/L	0.00050	0.00011	1	02/23/22 14:12	02/24/22 19:32	7440-43-9	
Chromium	ND	mg/L	0.0050	0.0011	1	02/23/22 14:12	02/24/22 19:32	7440-47-3	
Cobalt	ND	mg/L	0.0050	0.00039	1	02/23/22 14:12	02/24/22 19:32	7440-48-4	
Lead	ND	mg/L	0.0010	0.00089	1	02/23/22 14:12	02/24/22 19:32	7439-92-1	
Lithium	ND	mg/L	0.030	0.00073	1	02/23/22 14:12	02/24/22 19:32	7439-93-2	
Molybdenum	ND	mg/L	0.010	0.00074	1	02/23/22 14:12	02/24/22 19:32	7439-98-7	
Selenium	ND	mg/L	0.0050	0.0014	1	02/23/22 14:12	02/24/22 19:32	7782-49-2	
Thallium	ND	mg/L	0.0010	0.00018	1	02/23/22 14:12	02/24/22 19:32	7440-28-0	
7470 Mercury	Analytical Method: EPA 7470A Preparation Method: EPA 7470A Pace Analytical Services - Peachtree Corners, GA								
Mercury	ND	mg/L	0.00020	0.00013	1	02/21/22 14:45	02/22/22 11:06	7439-97-6	
2540C Total Dissolved Solids	Analytical Method: SM 2540C-2015 Pace Analytical Services - Peachtree Corners, GA								
Total Dissolved Solids	ND	mg/L	10.0	10.0	1		02/17/22 16:07		
300.0 IC Anions 28 Days	Analytical Method: EPA 300.0 Rev 2.1 1993 Pace Analytical Services - Asheville								
Chloride	ND	mg/L	1.0	0.60	1		02/19/22 16:08	16887-00-6	
Fluoride	ND	mg/L	0.10	0.050	1		02/19/22 16:08	16984-48-8	
Sulfate	ND	mg/L	1.0	0.50	1		02/19/22 16:08	14808-79-8	

REPORT OF LABORATORY ANALYSIS

This report shall not be reproduced, except in full,
without the written consent of Pace Analytical Services, LLC.

Pace Analytical Services, LLC
110 Technology Parkway
Peachtree Corners, GA 30092
(770)734-4200

ANALYTICAL RESULTS

Project: YATES POOLED UPGRADIENT
Pace Project No.: 92587091

Sample: UP-FB-2 **Lab ID: 92587091026** Collected: 02/10/22 17:13 Received: 02/11/22 16:45 Matrix: Water

Parameters	Results	Units	Report Limit	MDL	DF	Prepared	Analyzed	CAS No.	Qual
6010D ATL ICP	Analytical Method: EPA 6010D Preparation Method: EPA 3010A Pace Analytical Services - Peachtree Corners, GA								
Calcium	ND	mg/L	1.0	0.12	1	02/23/22 14:15	02/24/22 00:42	7440-70-2	
6020 MET ICPMS	Analytical Method: EPA 6020B Preparation Method: EPA 3005A Pace Analytical Services - Peachtree Corners, GA								
Antimony	ND	mg/L	0.0030	0.00078	1	02/23/22 14:12	02/24/22 19:38	7440-36-0	
Arsenic	**0.0026J**	mg/L	0.0050	0.0011	1	02/23/22 14:12	02/24/22 19:38	7440-38-2	B
Barium	ND	mg/L	0.0050	0.00067	1	02/23/22 14:12	02/24/22 19:38	7440-39-3	
Beryllium	ND	mg/L	0.00050	0.000054	1	02/23/22 14:12	02/24/22 19:38	7440-41-7	
Boron	ND	mg/L	0.040	0.0086	1	02/23/22 14:12	02/24/22 19:38	7440-42-8	
Cadmium	ND	mg/L	0.00050	0.00011	1	02/23/22 14:12	02/24/22 19:38	7440-43-9	
Chromium	ND	mg/L	0.0050	0.0011	1	02/23/22 14:12	02/24/22 19:38	7440-47-3	
Cobalt	ND	mg/L	0.0050	0.00039	1	02/23/22 14:12	02/24/22 19:38	7440-48-4	
Lead	ND	mg/L	0.0010	0.00089	1	02/23/22 14:12	02/24/22 19:38	7439-92-1	
Lithium	ND	mg/L	0.030	0.00073	1	02/23/22 14:12	02/24/22 19:38	7439-93-2	
Molybdenum	ND	mg/L	0.010	0.00074	1	02/23/22 14:12	02/24/22 19:38	7439-98-7	
Selenium	ND	mg/L	0.0050	0.0014	1	02/23/22 14:12	02/24/22 19:38	7782-49-2	
Thallium	ND	mg/L	0.0010	0.00018	1	02/23/22 14:12	02/24/22 19:38	7440-28-0	
7470 Mercury	Analytical Method: EPA 7470A Preparation Method: EPA 7470A Pace Analytical Services - Peachtree Corners, GA								
Mercury	ND	mg/L	0.00020	0.00013	1	02/21/22 14:45	02/22/22 11:08	7439-97-6	
2540C Total Dissolved Solids	Analytical Method: SM 2540C-2015 Pace Analytical Services - Peachtree Corners, GA								
Total Dissolved Solids	ND	mg/L	10.0	10.0	1		02/17/22 16:07		
300.0 IC Anions 28 Days	Analytical Method: EPA 300.0 Rev 2.1 1993 Pace Analytical Services - Asheville								
Chloride	ND	mg/L	1.0	0.60	1		02/19/22 16:21	16887-00-6	
Fluoride	ND	mg/L	0.10	0.050	1		02/19/22 16:21	16984-48-8	
Sulfate	ND	mg/L	1.0	0.50	1		02/19/22 16:21	14808-79-8	

REPORT OF LABORATORY ANALYSIS

This report shall not be reproduced, except in full,
without the written consent of Pace Analytical Services, LLC.

Pace Analytical Services, LLC
110 Technology Parkway
Peachtree Corners, GA 30092
(770)734-4200

QUALITY CONTROL DATA

Project: YATES POOLED UPGRADIENT
Pace Project No.: 92587091

QC Batch: 680120 | Analysis Method: EPA 6010D
QC Batch Method: EPA 3010A | Analysis Description: 6010D ATL
Laboratory: Pace Analytical Services - Peachtree Corners, GA
Associated Lab Samples: 92587091001, 92587091002, 92587091003, 92587091004, 92587091005, 92587091006, 92587091007, 92587091008

METHOD BLANK: 3558408 Matrix: Water
Associated Lab Samples: 92587091001, 92587091002, 92587091003, 92587091004, 92587091005, 92587091006, 92587091007, 92587091008

Parameter	Units	Blank Result	Reporting Limit	MDL	Analyzed	Qualifiers
Calcium	mg/L	ND	1.0	0.12	02/23/22 19:59	

LABORATORY CONTROL SAMPLE: 3558409

Parameter	Units	Spike Conc.	LCS Result	LCS % Rec	% Rec Limits	Qualifiers
Calcium	mg/L	1	0.98J	98	80-120	

MATRIX SPIKE & MATRIX SPIKE DUPLICATE: 3558410 3558411

Parameter	Units	92587089004 Result	MS Spike Conc.	MSD Spike Conc.	MS Result	MSD Result	MS % Rec	MSD % Rec	% Rec Limits	RPD	Max RPD	Qual
Calcium	mg/L	9.3	1	1	10.5	10.5	117	119	75-125	0	20	

Results presented on this page are in the units indicated by the "Units" column except where an alternate unit is presented to the right of the result.

REPORT OF LABORATORY ANALYSIS

This report shall not be reproduced, except in full,
without the written consent of Pace Analytical Services, LLC.

Pace Analytical Services, LLC
110 Technology Parkway
Peachtree Corners, GA 30092
(770)734-4200

QUALITY CONTROL DATA

Project: YATES POOLED UPGRADIENT
Pace Project No.: 92587091

QC Batch: 680226 — Analysis Method: EPA 6010D
QC Batch Method: EPA 3010A — Analysis Description: 6010D ATL
Laboratory: Pace Analytical Services - Peachtree Corners, GA
Associated Lab Samples: 92587091009, 92587091010, 92587091011, 92587091012, 92587091013, 92587091014, 92587091015, 92587091016, 92587091017, 92587091018, 92587091019, 92587091020, 92587091021, 92587091022, 92587091023, 92587091024, 92587091025, 92587091026

METHOD BLANK: 3558817 — Matrix: Water
Associated Lab Samples: 92587091009, 92587091010, 92587091011, 92587091012, 92587091013, 92587091014, 92587091015, 92587091016, 92587091017, 92587091018, 92587091019, 92587091020, 92587091021, 92587091022, 92587091023, 92587091024, 92587091025, 92587091026

Parameter	Units	Blank Result	Reporting Limit	MDL	Analyzed	Qualifiers
Calcium	mg/L	ND	1.0	0.12	02/23/22 22:33	

LABORATORY CONTROL SAMPLE: 3558818

Parameter	Units	Spike Conc.	LCS Result	LCS % Rec	% Rec Limits	Qualifiers
Calcium	mg/L	1	1.0J	100	80-120	

MATRIX SPIKE & MATRIX SPIKE DUPLICATE: 3558819 3558820

Parameter	Units	92587091010 Result	MS Spike Conc.	MSD Spike Conc.	MS Result	MSD Result	MS % Rec	MSD % Rec	% Rec Limits	RPD	Max RPD	Qual
Calcium	mg/L	30.3	1	1	30.2	29.9	-12	-45	75-125	1	20	M1

Results presented on this page are in the units indicated by the "Units" column except where an alternate unit is presented to the right of the result.

REPORT OF LABORATORY ANALYSIS

This report shall not be reproduced, except in full,
without the written consent of Pace Analytical Services, LLC.

Pace Analytical Services, LLC
110 Technology Parkway
Peachtree Corners, GA 30092
(770)734-4200

QUALITY CONTROL DATA

Project: YATES POOLED UPGRADIENT
Pace Project No.: 92587091

QC Batch: 680115
QC Batch Method: EPA 3005A
Analysis Method: EPA 6020B
Analysis Description: 6020 MET
Laboratory: Pace Analytical Services - Peachtree Corners, GA
Associated Lab Samples: 92587091001, 92587091002, 92587091003, 92587091004, 92587091005, 92587091006, 92587091007, 92587091008

METHOD BLANK: 3558393 Matrix: Water
Associated Lab Samples: 92587091001, 92587091002, 92587091003, 92587091004, 92587091005, 92587091006, 92587091007, 92587091008

Parameter	Units	Blank Result	Reporting Limit	MDL	Analyzed	Qualifiers
Antimony	mg/L	ND	0.0030	0.00078	02/23/22 18:18	
Arsenic	mg/L	ND	0.0050	0.0011	02/23/22 18:18	
Barium	mg/L	ND	0.0050	0.00067	02/23/22 18:18	
Beryllium	mg/L	ND	0.00050	0.000054	02/23/22 18:18	
Boron	mg/L	ND	0.040	0.0086	02/23/22 18:18	
Cadmium	mg/L	ND	0.00050	0.00011	02/23/22 18:18	
Chromium	mg/L	ND	0.0050	0.0011	02/23/22 18:18	
Cobalt	mg/L	ND	0.0050	0.00039	02/23/22 18:18	
Copper	mg/L	ND	0.0050	0.00050	02/23/22 18:18	
Lead	mg/L	ND	0.0010	0.00089	02/23/22 18:18	
Lithium	mg/L	ND	0.030	0.00073	02/23/22 18:18	
Molybdenum	mg/L	ND	0.010	0.00074	02/23/22 18:18	
Nickel	mg/L	ND	0.0050	0.00071	02/23/22 18:18	
Selenium	mg/L	ND	0.0050	0.0014	02/23/22 18:18	
Silver	mg/L	ND	0.0050	0.00044	02/23/22 18:18	
Thallium	mg/L	ND	0.0010	0.00018	02/23/22 18:18	
Vanadium	mg/L	ND	0.010	0.0019	02/23/22 18:18	
Zinc	mg/L	ND	0.010	0.0070	02/23/22 18:18	

LABORATORY CONTROL SAMPLE: 3558394

Parameter	Units	Spike Conc.	LCS Result	LCS % Rec	% Rec Limits	Qualifiers
Antimony	mg/L	0.1	0.11	107	80-120	
Arsenic	mg/L	0.1	0.11	106	80-120	
Barium	mg/L	0.1	0.10	104	80-120	
Beryllium	mg/L	0.1	0.11	106	80-120	
Boron	mg/L	1	1.1	111	80-120	
Cadmium	mg/L	0.1	0.10	102	80-120	
Chromium	mg/L	0.1	0.10	104	80-120	
Cobalt	mg/L	0.1	0.10	102	80-120	
Copper	mg/L	0.1	0.10	102	80-120	
Lead	mg/L	0.1	0.099	99	80-120	
Lithium	mg/L	0.1	0.11	106	80-120	
Molybdenum	mg/L	0.1	0.11	107	80-120	
Nickel	mg/L	0.1	0.10	103	80-120	
Selenium	mg/L	0.1	0.11	105	80-120	
Silver	mg/L	0.1	0.10	104	80-120	

Results presented on this page are in the units indicated by the "Units" column except where an alternate unit is presented to the right of the result.

REPORT OF LABORATORY ANALYSIS

This report shall not be reproduced, except in full,
without the written consent of Pace Analytical Services, LLC.

Pace Analytical Services, LLC
110 Technology Parkway
Peachtree Corners, GA 30092
(770)734-4200

QUALITY CONTROL DATA

Project: YATES POOLED UPGRADIENT
Pace Project No.: 92587091

LABORATORY CONTROL SAMPLE: 3558394

Parameter	Units	Spike Conc.	LCS Result	LCS % Rec	% Rec Limits	Qualifiers
Thallium	mg/L	0.1	0.10	101	80-120	
Vanadium	mg/L	0.1	0.11	107	80-120	
Zinc	mg/L	0.1	0.10	102	80-120	

MATRIX SPIKE & MATRIX SPIKE DUPLICATE: 3558395 3558396

Parameter	Units	92587089002 Result	MS Spike Conc.	MSD Spike Conc.	MS Result	MSD Result	MS % Rec	MSD % Rec	% Rec Limits	RPD	Max RPD	Qual
Antimony	mg/L	ND	0.1	0.1	0.10	0.11	105	108	75-125	3	20	
Arsenic	mg/L	0.0021J	0.1	0.1	0.10	0.11	103	105	75-125	2	20	
Barium	mg/L	0.083	0.1	0.1	0.18	0.18	92	100	75-125	4	20	
Beryllium	mg/L	ND	0.1	0.1	0.11	0.10	105	102	75-125	3	20	
Boron	mg/L	2.4	1	1	3.4	3.6	100	115	75-125	4	20	
Cadmium	mg/L	0.00033J	0.1	0.1	0.10	0.10	101	102	75-125	2	20	
Chromium	mg/L	ND	0.1	0.1	0.10	0.11	104	105	75-125	1	20	
Cobalt	mg/L	ND	0.1	0.1	0.10	0.10	102	102	75-125	1	20	
Copper	mg/L	0.0016J	0.1	0.1	0.10	0.10	99	98	75-125	1	20	
Lead	mg/L	ND	0.1	0.1	0.096	0.097	96	97	75-125	1	20	
Lithium	mg/L	0.0076J	0.1	0.1	0.11	0.11	103	103	75-125	0	20	
Molybdenum	mg/L	0.0011J	0.1	0.1	0.11	0.11	107	109	75-125	2	20	
Nickel	mg/L	0.0024J	0.1	0.1	0.11	0.11	104	104	75-125	0	20	
Selenium	mg/L	ND	0.1	0.1	0.10	0.099	100	99	75-125	2	20	
Silver	mg/L	ND	0.1	0.1	0.10	0.10	102	103	75-125	1	20	
Thallium	mg/L	ND	0.1	0.1	0.098	0.097	97	97	75-125	1	20	
Vanadium	mg/L	ND	0.1	0.1	0.11	0.11	109	108	75-125	1	20	
Zinc	mg/L	ND	0.1	0.1	0.10	0.10	100	100	75-125	0	20	

Results presented on this page are in the units indicated by the "Units" column except where an alternate unit is presented to the right of the result.

REPORT OF LABORATORY ANALYSIS

This report shall not be reproduced, except in full,
without the written consent of Pace Analytical Services, LLC.

Pace Analytical Services, LLC
110 Technology Parkway
Peachtree Corners, GA 30092
(770)734-4200

QUALITY CONTROL DATA

Project: YATES POOLED UPGRADIENT
Pace Project No.: 92587091

QC Batch: 680225
QC Batch Method: EPA 3005A
Analysis Method: EPA 6020B
Analysis Description: 6020 MET
Laboratory: Pace Analytical Services - Peachtree Corners, GA
Associated Lab Samples: 92587091009, 92587091010, 92587091011, 92587091012, 92587091013, 92587091014, 92587091015, 92587091016, 92587091017, 92587091018, 92587091019, 92587091020, 92587091021, 92587091022, 92587091023, 92587091024, 92587091025, 92587091026

METHOD BLANK: 3558813
Matrix: Water
Associated Lab Samples: 92587091009, 92587091010, 92587091011, 92587091012, 92587091013, 92587091014, 92587091015, 92587091016, 92587091017, 92587091018, 92587091019, 92587091020, 92587091021, 92587091022, 92587091023, 92587091024, 92587091025, 92587091026

Parameter	Units	Blank Result	Reporting Limit	MDL	Analyzed	Qualifiers
Antimony	mg/L	ND	0.0030	0.00078	02/24/22 16:57	
Arsenic	mg/L	0.0015J	0.0050	0.0011	02/24/22 16:57	
Barium	mg/L	ND	0.0050	0.00067	02/24/22 16:57	
Beryllium	mg/L	ND	0.00050	0.000054	02/24/22 16:57	
Boron	mg/L	ND	0.040	0.0086	02/24/22 16:57	
Cadmium	mg/L	ND	0.00050	0.00011	02/24/22 16:57	
Chromium	mg/L	0.0019J	0.0050	0.0011	02/24/22 16:57	
Cobalt	mg/L	ND	0.0050	0.00039	02/24/22 16:57	
Lead	mg/L	ND	0.0010	0.00089	02/24/22 16:57	
Lithium	mg/L	ND	0.030	0.00073	02/24/22 16:57	
Molybdenum	mg/L	ND	0.010	0.00074	02/24/22 16:57	
Selenium	mg/L	ND	0.0050	0.0014	02/24/22 16:57	
Thallium	mg/L	ND	0.0010	0.00018	02/24/22 16:57	

LABORATORY CONTROL SAMPLE: 3558814

Parameter	Units	Spike Conc.	LCS Result	LCS % Rec	% Rec Limits	Qualifiers
Antimony	mg/L	0.1	0.11	105	80-120	
Arsenic	mg/L	0.1	0.10	102	80-120	
Barium	mg/L	0.1	0.10	100	80-120	
Beryllium	mg/L	0.1	0.10	102	80-120	
Boron	mg/L	1	1.0	102	80-120	
Cadmium	mg/L	0.1	0.099	99	80-120	
Chromium	mg/L	0.1	0.11	106	80-120	
Cobalt	mg/L	0.1	0.10	102	80-120	
Lead	mg/L	0.1	0.099	99	80-120	
Lithium	mg/L	0.1	0.11	110	80-120	
Molybdenum	mg/L	0.1	0.10	105	80-120	
Selenium	mg/L	0.1	0.10	100	80-120	
Thallium	mg/L	0.1	0.099	99	80-120	

Results presented on this page are in the units indicated by the "Units" column except where an alternate unit is presented to the right of the result.

REPORT OF LABORATORY ANALYSIS

This report shall not be reproduced, except in full,
without the written consent of Pace Analytical Services, LLC.

Pace Analytical Services, LLC
110 Technology Parkway
Peachtree Corners, GA 30092
(770)734-4200

QUALITY CONTROL DATA

Project: YATES POOLED UPGRADIENT
Pace Project No.: 92587091

MATRIX SPIKE & MATRIX SPIKE DUPLICATE: 3558815 3558816

Parameter	Units	92587091009 Result	MS Spike Conc.	MSD Spike Conc.	MS Result	MSD Result	MS % Rec	MSD % Rec	% Rec Limits	RPD	Max RPD	Qual
Antimony	mg/L	ND	0.1	0.1	0.11	0.11	106	110	75-125	3	20	
Arsenic	mg/L	0.0018J	0.1	0.1	0.10	0.11	102	104	75-125	2	20	
Barium	mg/L	0.0031J	0.1	0.1	0.11	0.11	102	106	75-125	4	20	
Beryllium	mg/L	ND	0.1	0.1	0.11	0.10	106	105	75-125	1	20	
Boron	mg/L	ND	1	1	1.1	1.1	109	106	75-125	3	20	
Cadmium	mg/L	ND	0.1	0.1	0.10	0.10	100	103	75-125	2	20	
Chromium	mg/L	ND	0.1	0.1	0.11	0.11	109	109	75-125	0	20	
Cobalt	mg/L	ND	0.1	0.1	0.10	0.10	103	103	75-125	0	20	
Lead	mg/L	ND	0.1	0.1	0.097	0.099	97	99	75-125	2	20	
Lithium	mg/L	0.021J	0.1	0.1	0.13	0.13	114	113	75-125	1	20	
Molybdenum	mg/L	0.0087J	0.1	0.1	0.12	0.12	107	110	75-125	2	20	
Selenium	mg/L	ND	0.1	0.1	0.099	0.10	98	103	75-125	5	20	
Thallium	mg/L	ND	0.1	0.1	0.098	0.10	98	101	75-125	3	20	

Results presented on this page are in the units indicated by the "Units" column except where an alternate unit is presented to the right of the result.

REPORT OF LABORATORY ANALYSIS

This report shall not be reproduced, except in full,
without the written consent of Pace Analytical Services, LLC.

Pace Analytical Services, LLC
110 Technology Parkway
Peachtree Corners, GA 30092
(770)734-4200

QUALITY CONTROL DATA

Project: YATES POOLED UPGRADIENT
Pace Project No.: 92587091

QC Batch: 678406
QC Batch Method: EPA 7470A
Analysis Method: EPA 7470A
Analysis Description: 7470 Mercury
Laboratory: Pace Analytical Services - Peachtree Corners, GA
Associated Lab Samples: 92587091001, 92587091002, 92587091003, 92587091004, 92587091005, 92587091006, 92587091007, 92587091008

METHOD BLANK: 3550211 Matrix: Water
Associated Lab Samples: 92587091001, 92587091002, 92587091003, 92587091004, 92587091005, 92587091006, 92587091007, 92587091008

Parameter	Units	Blank Result	Reporting Limit	MDL	Analyzed	Qualifiers
Mercury	mg/L	ND	0.00020	0.00013	02/16/22 14:36	

LABORATORY CONTROL SAMPLE: 3550212

Parameter	Units	Spike Conc.	LCS Result	LCS % Rec	% Rec Limits	Qualifiers
Mercury	mg/L	0.0025	0.0021	86	80-120	

MATRIX SPIKE & MATRIX SPIKE DUPLICATE: 3550213 3550214

Parameter	Units	92587089001 Result	MS Spike Conc.	MSD Spike Conc.	MS Result	MSD Result	MS % Rec	MSD % Rec	% Rec Limits	RPD	Max RPD	Qual
Mercury	mg/L	ND	0.0025	0.0025	0.0019	0.0018	77	74	75-125	4	20	M1

Results presented on this page are in the units indicated by the "Units" column except where an alternate unit is presented to the right of the result.

REPORT OF LABORATORY ANALYSIS

This report shall not be reproduced, except in full,
without the written consent of Pace Analytical Services, LLC.

Pace Analytical Services, LLC
110 Technology Parkway
Peachtree Corners, GA 30092
(770)734-4200

QUALITY CONTROL DATA

Project: YATES POOLED UPGRADIENT
Pace Project No.: 92587091

QC Batch: 678756
QC Batch Method: EPA 7470A
Analysis Method: EPA 7470A
Analysis Description: 7470 Mercury
Laboratory: Pace Analytical Services - Peachtree Corners, GA
Associated Lab Samples: 92587091009, 92587091010, 92587091011, 92587091012, 92587091013, 92587091014, 92587091015, 92587091016, 92587091017, 92587091018, 92587091019

METHOD BLANK: 3551942 Matrix: Water
Associated Lab Samples: 92587091009, 92587091010, 92587091011, 92587091012, 92587091013, 92587091014, 92587091015, 92587091016, 92587091017, 92587091018, 92587091019

Parameter	Units	Blank Result	Reporting Limit	MDL	Analyzed	Qualifiers
Mercury	mg/L	ND	0.00020	0.00013	02/18/22 13:04	

LABORATORY CONTROL SAMPLE: 3551943

Parameter	Units	Spike Conc.	LCS Result	LCS % Rec	% Rec Limits	Qualifiers
Mercury	mg/L	0.0025	0.0023	92	80-120	

MATRIX SPIKE & MATRIX SPIKE DUPLICATE: 3551944 3551945

Parameter	Units	92588161001 Result	MS Spike Conc.	MSD Spike Conc.	MS Result	MSD Result	MS % Rec	MSD % Rec	% Rec Limits	RPD	Max RPD	Qual
Mercury	mg/L	ND	0.0025	0.0025	0.0022	0.0022	88	87	75-125	1	20	

Results presented on this page are in the units indicated by the "Units" column except where an alternate unit is presented to the right of the result.

REPORT OF LABORATORY ANALYSIS

This report shall not be reproduced, except in full,
without the written consent of Pace Analytical Services, LLC.

Pace Analytical Services, LLC
110 Technology Parkway
Peachtree Corners, GA 30092
(770)734-4200

QUALITY CONTROL DATA

Project: YATES POOLED UPGRADIENT
Pace Project No.: 92587091

QC Batch: 679675 | Analysis Method: EPA 7470A
QC Batch Method: EPA 7470A | Analysis Description: 7470 Mercury
Laboratory: Pace Analytical Services - Peachtree Corners, GA
Associated Lab Samples: 92587091020, 92587091021, 92587091022, 92587091023, 92587091024, 92587091025, 92587091026

METHOD BLANK: 3556124 Matrix: Water
Associated Lab Samples: 92587091020, 92587091021, 92587091022, 92587091023, 92587091024, 92587091025, 92587091026

Parameter	Units	Blank Result	Reporting Limit	MDL	Analyzed	Qualifiers
Mercury	mg/L	ND	0.00020	0.00013	02/22/22 10:33	

LABORATORY CONTROL SAMPLE: 3556125

Parameter	Units	Spike Conc.	LCS Result	LCS % Rec	% Rec Limits	Qualifiers
Mercury	mg/L	0.0025	0.0027	108	80-120	

MATRIX SPIKE & MATRIX SPIKE DUPLICATE: 3556126 3556127

Parameter	Units	92587091020 Result	MS Spike Conc.	MSD Spike Conc.	MS Result	MSD Result	MS % Rec	MSD % Rec	% Rec Limits	RPD	Max RPD	Qual
Mercury	mg/L	ND	0.0025	0.0025	0.0024	0.0026	96	101	75-125	5	20	

Results presented on this page are in the units indicated by the "Units" column except where an alternate unit is presented to the right of the result.

REPORT OF LABORATORY ANALYSIS

This report shall not be reproduced, except in full,
without the written consent of Pace Analytical Services, LLC.

Pace Analytical Services, LLC
110 Technology Parkway
Peachtree Corners, GA 30092
(770)734-4200

QUALITY CONTROL DATA

Project: YATES POOLED UPGRADIENT
Pace Project No.: 92587091

QC Batch: 678110
QC Batch Method: SM 2540C-2015
Analysis Method: SM 2540C-2015
Analysis Description: 2540C Total Dissolved Solids
Laboratory: Pace Analytical Services - Peachtree Corners, GA
Associated Lab Samples: 92587091001, 92587091002

METHOD BLANK: 3548928 Matrix: Water
Associated Lab Samples: 92587091001, 92587091002

Parameter	Units	Blank Result	Reporting Limit	MDL	Analyzed	Qualifiers
Total Dissolved Solids	mg/L	ND	10.0	10.0	02/14/22 15:13	

LABORATORY CONTROL SAMPLE: 3548929

Parameter	Units	Spike Conc.	LCS Result	LCS % Rec	% Rec Limits	Qualifiers
Total Dissolved Solids	mg/L	400	379	95	80-120	

SAMPLE DUPLICATE: 3548930

Parameter	Units	92587701001 Result	Dup Result	RPD	Max RPD	Qualifiers
Total Dissolved Solids	mg/L	299	297	1	25	

SAMPLE DUPLICATE: 3548931

Parameter	Units	92587089005 Result	Dup Result	RPD	Max RPD	Qualifiers
Total Dissolved Solids	mg/L	ND	ND		25	

Results presented on this page are in the units indicated by the "Units" column except where an alternate unit is presented to the right of the result.

REPORT OF LABORATORY ANALYSIS

This report shall not be reproduced, except in full,
without the written consent of Pace Analytical Services, LLC.

Pace Analytical Services, LLC
110 Technology Parkway
Peachtree Corners, GA 30092
(770)734-4200

QUALITY CONTROL DATA

Project: YATES POOLED UPGRADIENT
Pace Project No.: 92587091

QC Batch: 678369
QC Batch Method: SM 2540C-2015
Analysis Method: SM 2540C-2015
Analysis Description: 2540C Total Dissolved Solids
Laboratory: Pace Analytical Services - Peachtree Corners, GA
Associated Lab Samples: 92587091003, 92587091004, 92587091005

METHOD BLANK: 3550014 Matrix: Water
Associated Lab Samples: 92587091003, 92587091004, 92587091005

Parameter	Units	Blank Result	Reporting Limit	MDL	Analyzed	Qualifiers
Total Dissolved Solids	mg/L	ND	10.0	10.0	02/15/22 16:02	

LABORATORY CONTROL SAMPLE: 3550015

Parameter	Units	Spike Conc.	LCS Result	LCS % Rec	% Rec Limits	Qualifiers
Total Dissolved Solids	mg/L	400	389	97	80-120	

SAMPLE DUPLICATE: 3550016

Parameter	Units	92587091003 Result	Dup Result	RPD	Max RPD	Qualifiers
Total Dissolved Solids	mg/L	151	152	1	25	

SAMPLE DUPLICATE: 3550017

Parameter	Units	92587322007 Result	Dup Result	RPD	Max RPD	Qualifiers
Total Dissolved Solids	mg/L	1160	1080	7	25	

Results presented on this page are in the units indicated by the "Units" column except where an alternate unit is presented to the right of the result.

REPORT OF LABORATORY ANALYSIS

This report shall not be reproduced, except in full,
without the written consent of Pace Analytical Services, LLC.

Pace Analytical Services, LLC
110 Technology Parkway
Peachtree Corners, GA 30092
(770)734-4200

QUALITY CONTROL DATA

Project: YATES POOLED UPGRADIENT
Pace Project No.: 92587091

QC Batch: 678370 — Analysis Method: SM 2540C-2015
QC Batch Method: SM 2540C-2015 — Analysis Description: 2540C Total Dissolved Solids
Laboratory: Pace Analytical Services - Peachtree Corners, GA
Associated Lab Samples: 92587091006, 92587091007, 92587091008, 92587091009, 92587091010, 92587091011, 92587091012, 92587091013, 92587091014, 92587091015, 92587091016, 92587091017

METHOD BLANK: 3550019 — Matrix: Water
Associated Lab Samples: 92587091006, 92587091007, 92587091008, 92587091009, 92587091010, 92587091011, 92587091012, 92587091013, 92587091014, 92587091015, 92587091016, 92587091017

Parameter	Units	Blank Result	Reporting Limit	MDL	Analyzed	Qualifiers
Total Dissolved Solids	mg/L	ND	10.0	10.0	02/15/22 16:29	

LABORATORY CONTROL SAMPLE: 3550020

Parameter	Units	Spike Conc.	LCS Result	LCS % Rec	% Rec Limits	Qualifiers
Total Dissolved Solids	mg/L	400	394	98	80-120	

SAMPLE DUPLICATE: 3550021

Parameter	Units	92587705001 Result	Dup Result	RPD	Max RPD	Qualifiers
Total Dissolved Solids	mg/L	36.0	37.0	3	25	

SAMPLE DUPLICATE: 3550022

Parameter	Units	92587091011 Result	Dup Result	RPD	Max RPD	Qualifiers
Total Dissolved Solids	mg/L	ND	ND		25	

Results presented on this page are in the units indicated by the "Units" column except where an alternate unit is presented to the right of the result.

REPORT OF LABORATORY ANALYSIS

This report shall not be reproduced, except in full,
without the written consent of Pace Analytical Services, LLC.

Pace Analytical Services, LLC
110 Technology Parkway
Peachtree Corners, GA 30092
(770)734-4200

QUALITY CONTROL DATA

Project: YATES POOLED UPGRADIENT
Pace Project No.: 92587091

QC Batch: 679091 | Analysis Method: SM 2540C-2015
QC Batch Method: SM 2540C-2015 | Analysis Description: 2540C Total Dissolved Solids
Laboratory: Pace Analytical Services - Peachtree Corners, GA
Associated Lab Samples: 92587091018, 92587091019, 92587091020, 92587091021, 92587091024, 92587091025, 92587091026

METHOD BLANK: 3553375 Matrix: Water
Associated Lab Samples: 92587091018, 92587091019, 92587091020, 92587091021, 92587091024, 92587091025, 92587091026

Parameter	Units	Blank Result	Reporting Limit	MDL	Analyzed	Qualifiers
Total Dissolved Solids	mg/L	ND	10.0	10.0	02/17/22 16:05	

LABORATORY CONTROL SAMPLE: 3553376

Parameter	Units	Spike Conc.	LCS Result	LCS % Rec	% Rec Limits	Qualifiers
Total Dissolved Solids	mg/L	400	374	94	80-120	

SAMPLE DUPLICATE: 3553377

Parameter	Units	92587319023 Result	Dup Result	RPD	Max RPD	Qualifiers
Total Dissolved Solids	mg/L	299	300	0	25	

SAMPLE DUPLICATE: 3553378

Parameter	Units	92587089012 Result	Dup Result	RPD	Max RPD	Qualifiers
Total Dissolved Solids	mg/L	190	186	2	25	

Results presented on this page are in the units indicated by the "Units" column except where an alternate unit is presented to the right of the result.

REPORT OF LABORATORY ANALYSIS

This report shall not be reproduced, except in full,
without the written consent of Pace Analytical Services, LLC.

Pace Analytical Services, LLC
110 Technology Parkway
Peachtree Corners, GA 30092
(770)734-4200

QUALITY CONTROL DATA

Project: YATES POOLED UPGRADIENT
Pace Project No.: 92587091

QC Batch: 679094
QC Batch Method: SM 2540C-2015
Analysis Method: SM 2540C-2015
Analysis Description: 2540C Total Dissolved Solids
Laboratory: Pace Analytical Services - Peachtree Corners, GA
Associated Lab Samples: 92587091022, 92587091023

METHOD BLANK: 3553381 Matrix: Water
Associated Lab Samples: 92587091022, 92587091023

Parameter	Units	Blank Result	Reporting Limit	MDL	Analyzed	Qualifiers
Total Dissolved Solids	mg/L	ND	10.0	10.0	02/17/22 17:00	

LABORATORY CONTROL SAMPLE: 3553382

Parameter	Units	Spike Conc.	LCS Result	LCS % Rec	% Rec Limits	Qualifiers
Total Dissolved Solids	mg/L	400	365	91	80-120	

SAMPLE DUPLICATE: 3553383

Parameter	Units	92587090008 Result	Dup Result	RPD	Max RPD	Qualifiers
Total Dissolved Solids	mg/L	772	800	4	25	

SAMPLE DUPLICATE: 3553384

Parameter	Units	92587090019 Result	Dup Result	RPD	Max RPD	Qualifiers
Total Dissolved Solids	mg/L	48.0	58.0	19	25	

Results presented on this page are in the units indicated by the "Units" column except where an alternate unit is presented to the right of the result.

REPORT OF LABORATORY ANALYSIS

This report shall not be reproduced, except in full,
without the written consent of Pace Analytical Services, LLC.

Pace Analytical Services, LLC
110 Technology Parkway
Peachtree Corners, GA 30092
(770)734-4200

QUALITY CONTROL DATA

Project: YATES POOLED UPGRADIENT
Pace Project No.: 92587091

QC Batch: 678235
QC Batch Method: EPA 300.0 Rev 2.1 1993
Analysis Method: EPA 300.0 Rev 2.1 1993
Analysis Description: 300.0 IC Anions
Laboratory: Pace Analytical Services - Asheville
Associated Lab Samples: 92587091001, 92587091002

METHOD BLANK: 3549593 Matrix: Water
Associated Lab Samples: 92587091001, 92587091002

Parameter	Units	Blank Result	Reporting Limit	MDL	Analyzed	Qualifiers
Chloride	mg/L	ND	1.0	0.60	02/15/22 01:58	
Fluoride	mg/L	ND	0.10	0.050	02/15/22 01:58	
Sulfate	mg/L	ND	1.0	0.50	02/15/22 01:58	

LABORATORY CONTROL SAMPLE: 3549594

Parameter	Units	Spike Conc.	LCS Result	LCS % Rec	% Rec Limits	Qualifiers
Chloride	mg/L	50	51.8	104	90-110	
Fluoride	mg/L	2.5	2.5	101	90-110	
Sulfate	mg/L	50	51.0	102	90-110	

MATRIX SPIKE & MATRIX SPIKE DUPLICATE: 3549595 3549596

Parameter	Units	92585602018 Result	MS Spike Conc.	MSD Spike Conc.	MS Result	MSD Result	MS % Rec	MSD % Rec	% Rec Limits	RPD	Max RPD	Qual
Chloride	mg/L	10.2	50	50	64.0	63.6	108	107	90-110	1	10	
Fluoride	mg/L	ND	2.5	2.5	2.7	2.7	106	105	90-110	1	10	
Sulfate	mg/L	20.0	50	50	73.7	73.7	107	107	90-110	0	10	

MATRIX SPIKE & MATRIX SPIKE DUPLICATE: 3549597 3549598

Parameter	Units	92587089005 Result	MS Spike Conc.	MSD Spike Conc.	MS Result	MSD Result	MS % Rec	MSD % Rec	% Rec Limits	RPD	Max RPD	Qual
Chloride	mg/L	ND	50	50	52.3	53.6	105	107	90-110	2	10	
Fluoride	mg/L	ND	2.5	2.5	2.6	2.7	104	107	90-110	3	10	
Sulfate	mg/L	ND	50	50	52.2	53.5	104	107	90-110	2	10	

Results presented on this page are in the units indicated by the "Units" column except where an alternate unit is presented to the right of the result.

REPORT OF LABORATORY ANALYSIS

This report shall not be reproduced, except in full,
without the written consent of Pace Analytical Services, LLC.

Pace Analytical Services, LLC
110 Technology Parkway
Peachtree Corners, GA 30092
(770)734-4200

QUALITY CONTROL DATA

Project: YATES POOLED UPGRADIENT
Pace Project No.: 92587091

QC Batch: 678236
QC Batch Method: EPA 300.0 Rev 2.1 1993
Analysis Method: EPA 300.0 Rev 2.1 1993
Analysis Description: 300.0 IC Anions
Laboratory: Pace Analytical Services - Asheville
Associated Lab Samples: 92587091003, 92587091004, 92587091005

METHOD BLANK: 3549599 Matrix: Water
Associated Lab Samples: 92587091003, 92587091004, 92587091005

Parameter	Units	Blank Result	Reporting Limit	MDL	Analyzed	Qualifiers
Chloride	mg/L	ND	1.0	0.60	02/15/22 09:24	
Fluoride	mg/L	ND	0.10	0.050	02/15/22 09:24	
Sulfate	mg/L	ND	1.0	0.50	02/15/22 09:24	

LABORATORY CONTROL SAMPLE: 3549600

Parameter	Units	Spike Conc.	LCS Result	LCS % Rec	% Rec Limits	Qualifiers
Chloride	mg/L	50	51.3	103	90-110	
Fluoride	mg/L	2.5	2.5	98	90-110	
Sulfate	mg/L	50	50.8	102	90-110	

MATRIX SPIKE & MATRIX SPIKE DUPLICATE: 3549601 3549602

Parameter	Units	92587091003 Result	MS Spike Conc.	MSD Spike Conc.	MS Result	MSD Result	MS % Rec	MSD % Rec	% Rec Limits	RPD	Max RPD	Qual
Chloride	mg/L	3.2	50	50	56.7	57.6	107	109	90-110	2	10	
Fluoride	mg/L	ND	2.5	2.5	2.8	2.8	110	112	90-110	2	10	M1
Sulfate	mg/L	50.9	50	50	87.2	88.3	73	75	90-110	1	10	M1

MATRIX SPIKE & MATRIX SPIKE DUPLICATE: 3549603 3549604

Parameter	Units	92587240001 Result	MS Spike Conc.	MSD Spike Conc.	MS Result	MSD Result	MS % Rec	MSD % Rec	% Rec Limits	RPD	Max RPD	Qual
Chloride	mg/L	9.5	50	50	2.9	2.9	-13	-13	90-110	1	10	M1
Fluoride	mg/L	0.29	2.5	2.5	0.11	0.11	-7	-7	90-110	2	10	M1
Sulfate	mg/L	1.5	50	50	2.4	2.3	2	2	90-110	2	10	M1

Results presented on this page are in the units indicated by the "Units" column except where an alternate unit is presented to the right of the result.

REPORT OF LABORATORY ANALYSIS

This report shall not be reproduced, except in full,
without the written consent of Pace Analytical Services, LLC.

Pace Analytical Services, LLC
110 Technology Parkway
Peachtree Corners, GA 30092
(770)734-4200

QUALITY CONTROL DATA

Project: YATES POOLED UPGRADIENT
Pace Project No.: 92587091

QC Batch: 678537
QC Batch Method: EPA 300.0 Rev 2.1 1993
Analysis Method: EPA 300.0 Rev 2.1 1993
Analysis Description: 300.0 IC Anions
Laboratory: Pace Analytical Services - Asheville
Associated Lab Samples: 92587091006, 92587091007, 92587091008, 92587091009, 92587091010, 92587091011, 92587091012, 92587091013, 92587091014, 92587091015, 92587091016

METHOD BLANK: 3551059 Matrix: Water
Associated Lab Samples: 92587091006, 92587091007, 92587091008, 92587091009, 92587091010, 92587091011, 92587091012, 92587091013, 92587091014, 92587091015, 92587091016

Parameter	Units	Blank Result	Reporting Limit	MDL	Analyzed	Qualifiers
Chloride	mg/L	ND	1.0	0.60	02/16/22 09:35	
Fluoride	mg/L	ND	0.10	0.050	02/16/22 09:35	
Sulfate	mg/L	ND	1.0	0.50	02/16/22 09:35	

LABORATORY CONTROL SAMPLE: 3551060

Parameter	Units	Spike Conc.	LCS Result	LCS % Rec	% Rec Limits	Qualifiers
Chloride	mg/L	50	50.8	102	90-110	
Fluoride	mg/L	2.5	2.4	95	90-110	
Sulfate	mg/L	50	50.3	101	90-110	

MATRIX SPIKE & MATRIX SPIKE DUPLICATE: 3551061 3551062

Parameter	Units	92585949014 Result	MS Spike Conc.	MSD Spike Conc.	MS Result	MSD Result	MS % Rec	MSD % Rec	% Rec Limits	RPD	Max RPD	Qual
Chloride	mg/L	ND	50	50	62.2	59.5	124	119	90-110	4	10	M1
Fluoride	mg/L	ND	2.5	2.5	3.0	2.9	120	114	90-110	5	10	M1
Sulfate	mg/L	ND	50	50	62.0	59.6	124	119	90-110	4	10	M1

MATRIX SPIKE & MATRIX SPIKE DUPLICATE: 3551063 3551064

Parameter	Units	92587091007 Result	MS Spike Conc.	MSD Spike Conc.	MS Result	MSD Result	MS % Rec	MSD % Rec	% Rec Limits	RPD	Max RPD	Qual
Chloride	mg/L	1.0	50	50	63.8	61.5	126	121	90-110	4	10	M1
Fluoride	mg/L	0.057J	2.5	2.5	3.1	3.0	123	119	90-110	3	10	M1
Sulfate	mg/L	9.3	50	50	71.8	69.6	125	121	90-110	3	10	M1

Results presented on this page are in the units indicated by the "Units" column except where an alternate unit is presented to the right of the result.

REPORT OF LABORATORY ANALYSIS

This report shall not be reproduced, except in full,
without the written consent of Pace Analytical Services, LLC.

Pace Analytical Services, LLC
110 Technology Parkway
Peachtree Corners, GA 30092
(770)734-4200

QUALITY CONTROL DATA

Project: YATES POOLED UPGRADIENT
Pace Project No.: 92587091

QC Batch: 678877
QC Batch Method: EPA 300.0 Rev 2.1 1993
Analysis Method: EPA 300.0 Rev 2.1 1993
Analysis Description: 300.0 IC Anions
Laboratory: Pace Analytical Services - Asheville
Associated Lab Samples: 92587091017

METHOD BLANK: 3552679 Matrix: Water
Associated Lab Samples: 92587091017

Parameter	Units	Blank Result	Reporting Limit	MDL	Analyzed	Qualifiers
Chloride	mg/L	ND	1.0	0.60	02/17/22 01:57	
Fluoride	mg/L	ND	0.10	0.050	02/17/22 01:57	
Sulfate	mg/L	ND	1.0	0.50	02/17/22 01:57	

LABORATORY CONTROL SAMPLE: 3552680

Parameter	Units	Spike Conc.	LCS Result	LCS % Rec	% Rec Limits	Qualifiers
Chloride	mg/L	50	48.3	97	90-110	
Fluoride	mg/L	2.5	2.3	91	90-110	
Sulfate	mg/L	50	47.1	94	90-110	

MATRIX SPIKE & MATRIX SPIKE DUPLICATE: 3552681 3552682

Parameter	Units	92587091017 Result	MS Spike Conc.	MSD Spike Conc.	MS Result	MSD Result	MS % Rec	MSD % Rec	% Rec Limits	RPD	Max RPD	Qual
Chloride	mg/L	1.7	50	50	50.7	51.6	98	100	90-110	2	10	
Fluoride	mg/L	0.10	2.5	2.5	2.5	2.6	97	99	90-110	2	10	
Sulfate	mg/L	3.9	50	50	52.8	53.7	98	100	90-110	2	10	

MATRIX SPIKE & MATRIX SPIKE DUPLICATE: 3552683 3552684

Parameter	Units	92587687006 Result	MS Spike Conc.	MSD Spike Conc.	MS Result	MSD Result	MS % Rec	MSD % Rec	% Rec Limits	RPD	Max RPD	Qual
Chloride	mg/L	ND	50	50	51.0	51.1	102	102	90-110	0	10	
Fluoride	mg/L	ND	2.5	2.5	2.5	2.5	101	99	90-110	1	10	
Sulfate	mg/L	ND	50	50	50.8	50.8	101	101	90-110	0	10	

Results presented on this page are in the units indicated by the "Units" column except where an alternate unit is presented to the right of the result.

REPORT OF LABORATORY ANALYSIS

This report shall not be reproduced, except in full,
without the written consent of Pace Analytical Services, LLC.

Pace Analytical Services, LLC
110 Technology Parkway
Peachtree Corners, GA 30092
(770)734-4200

QUALITY CONTROL DATA

Project: YATES POOLED UPGRADIENT
Pace Project No.: 92587091

QC Batch: 679365
QC Batch Method: EPA 300.0 Rev 2.1 1993
Analysis Method: EPA 300.0 Rev 2.1 1993
Analysis Description: 300.0 IC Anions
Laboratory: Pace Analytical Services - Asheville
Associated Lab Samples: 92587091018, 92587091019, 92587091020, 92587091021, 92587091022, 92587091023, 92587091024, 92587091025, 92587091026

METHOD BLANK: 3554816 Matrix: Water
Associated Lab Samples: 92587091018, 92587091019, 92587091020, 92587091021, 92587091022, 92587091023, 92587091024, 92587091025, 92587091026

Parameter	Units	Blank Result	Reporting Limit	MDL	Analyzed	Qualifiers
Chloride	mg/L	ND	1.0	0.60	02/19/22 13:13	
Fluoride	mg/L	ND	0.10	0.050	02/19/22 13:13	
Sulfate	mg/L	ND	1.0	0.50	02/19/22 13:13	

LABORATORY CONTROL SAMPLE: 3554817

Parameter	Units	Spike Conc.	LCS Result	LCS % Rec	% Rec Limits	Qualifiers
Chloride	mg/L	50	51.6	103	90-110	
Fluoride	mg/L	2.5	2.6	103	90-110	
Sulfate	mg/L	50	51.5	103	90-110	

MATRIX SPIKE & MATRIX SPIKE DUPLICATE: 3554818 3554819

Parameter	Units	92587091018 Result	MS Spike Conc.	MSD Spike Conc.	MS Result	MSD Result	MS % Rec	MSD % Rec	% Rec Limits	RPD	Max RPD	Qual
Chloride	mg/L	4.4	50	50	54.8	55.6	101	102	90-110	1	10	
Fluoride	mg/L	ND	2.5	2.5	2.6	2.7	104	106	90-110	2	10	
Sulfate	mg/L	2.4	50	50	52.5	53.6	100	102	90-110	2	10	

MATRIX SPIKE & MATRIX SPIKE DUPLICATE: 3554820 3554821

Parameter	Units	92587090007 Result	MS Spike Conc.	MSD Spike Conc.	MS Result	MSD Result	MS % Rec	MSD % Rec	% Rec Limits	RPD	Max RPD	Qual
Chloride	mg/L	4.2	50	50	55.9	56.1	103	104	90-110	0	10	
Fluoride	mg/L	ND	2.5	2.5	3.0	3.1	121	123	90-110	1	10	M1
Sulfate	mg/L	452	50	50	488	491	73	78	90-110	1	10	M1

Results presented on this page are in the units indicated by the "Units" column except where an alternate unit is presented to the right of the result.

REPORT OF LABORATORY ANALYSIS

This report shall not be reproduced, except in full,
without the written consent of Pace Analytical Services, LLC.

Pace Analytical Services, LLC
110 Technology Parkway
Peachtree Corners, GA 30092
(770)734-4200

QUALIFIERS

Project: YATES POOLED UPGRADIENT
Pace Project No.: 92587091

DEFINITIONS

DF - Dilution Factor, if reported, represents the factor applied to the reported data due to dilution of the sample aliquot.

ND - Not Detected at or above adjusted reporting limit.

TNTC - Too Numerous To Count

J - Estimated concentration above the adjusted method detection limit and below the adjusted reporting limit.

MDL - Adjusted Method Detection Limit.

PQL - Practical Quantitation Limit.

RL - Reporting Limit - The lowest concentration value that meets project requirements for quantitative data with known precision and bias for a specific analyte in a specific matrix.

S - Surrogate

1,2-Diphenylhydrazine decomposes to and cannot be separated from Azobenzene using Method 8270. The result for each analyte is a combined concentration.

Consistent with EPA guidelines, unrounded data are displayed and have been used to calculate % recovery and RPD values.

LCS(D) - Laboratory Control Sample (Duplicate)

MS(D) - Matrix Spike (Duplicate)

DUP - Sample Duplicate

RPD - Relative Percent Difference

NC - Not Calculable.

SG - Silica Gel - Clean-Up

U - Indicates the compound was analyzed for, but not detected.

Acid preservation may not be appropriate for 2 Chloroethylvinyl ether.

A separate vial preserved to a pH of 4-5 is recommended in SW846 Chapter 4 for the analysis of Acrolein and Acrylonitrile by EPA Method 8260.

N-Nitrosodiphenylamine decomposes and cannot be separated from Diphenylamine using Method 8270. The result reported for each analyte is a combined concentration.

Reported results are not rounded until the final step prior to reporting. Therefore, calculated parameters that are typically reported as "Total" may vary slightly from the sum of the reported component parameters.

Pace Analytical is TNI accredited. Contact your Pace PM for the current list of accredited analytes.

TNI - The NELAC Institute.

ANALYTE QUALIFIERS

B	Analyte was detected in the associated method blank.
M1	Matrix spike recovery exceeded QC limits. Batch accepted based on laboratory control sample (LCS) recovery.

This report shall not be reproduced, except in full,
without the written consent of Pace Analytical Services, LLC.

Pace Analytical Services, LLC
110 Technology Parkway
Peachtree Corners, GA 30092
(770)734-4200

QUALITY CONTROL DATA CROSS REFERENCE TABLE

Project: YATES POOLED UPGRADIENT
Pace Project No.: 92587091

Lab ID	Sample ID	QC Batch Method	QC Batch	Analytical Method	Analytical Batch
92587091001	**YGWA-39**				
92587091002	**YGWA-40**				
92587091003	**YGWA-47**				
92587091004	**GWA-2**				
92587091006	**YGWA-1I**				
92587091007	**YGWA-1D**				
92587091008	**YGWA-2I**				
92587091009	**YGWA-3I**				
92587091010	**YGWA-3D**				
92587091013	**YGWA-17S**				
92587091014	**YGWA-18S**				
92587091015	**YGWA-18I**				
92587091016	**YGWA-20S**				
92587091017	**YGWA-21I**				
92587091018	**YGWA-5I**				
92587091020	**YGWA-14S**				
92587091022	**YGWA-30I**				
92587091023	**YGWA-4I**				
92587091024	**YGWA-5D**				
92587091001	**YGWA-39**	EPA 3010A	680120	EPA 6010D	680402
92587091002	**YGWA-40**	EPA 3010A	680120	EPA 6010D	680402
92587091003	**YGWA-47**	EPA 3010A	680120	EPA 6010D	680402
92587091004	**GWA-2**	EPA 3010A	680120	EPA 6010D	680402
92587091005	**UP-DUP-1**	EPA 3010A	680120	EPA 6010D	680402
92587091006	**YGWA-1I**	EPA 3010A	680120	EPA 6010D	680402
92587091007	**YGWA-1D**	EPA 3010A	680120	EPA 6010D	680402
92587091008	**YGWA-2I**	EPA 3010A	680120	EPA 6010D	680402
92587091009	**YGWA-3I**	EPA 3010A	680226	EPA 6010D	680419
92587091010	**YGWA-3D**	EPA 3010A	680226	EPA 6010D	680419
92587091011	**UP-EB-1**	EPA 3010A	680226	EPA 6010D	680419
92587091012	**UP-FB-1**	EPA 3010A	680226	EPA 6010D	680419
92587091013	**YGWA-17S**	EPA 3010A	680226	EPA 6010D	680419
92587091014	**YGWA-18S**	EPA 3010A	680226	EPA 6010D	680419
92587091015	**YGWA-18I**	EPA 3010A	680226	EPA 6010D	680419
92587091016	**YGWA-20S**	EPA 3010A	680226	EPA 6010D	680419
92587091017	**YGWA-21I**	EPA 3010A	680226	EPA 6010D	680419
92587091018	**YGWA-5I**	EPA 3010A	680226	EPA 6010D	680419
92587091019	**UP-DUP-3**	EPA 3010A	680226	EPA 6010D	680419
92587091020	**YGWA-14S**	EPA 3010A	680226	EPA 6010D	680419
92587091021	**UP-DUP-2**	EPA 3010A	680226	EPA 6010D	680419
92587091022	**YGWA-30I**	EPA 3010A	680226	EPA 6010D	680419
92587091023	**YGWA-4I**	EPA 3010A	680226	EPA 6010D	680419
92587091024	**YGWA-5D**	EPA 3010A	680226	EPA 6010D	680419
92587091025	**UP-EB-2**	EPA 3010A	680226	EPA 6010D	680419
92587091026	**UP-FB-2**	EPA 3010A	680226	EPA 6010D	680419
92587091001	**YGWA-39**	EPA 3005A	680115	EPA 6020B	680441
92587091002	**YGWA-40**	EPA 3005A	680115	EPA 6020B	680441

REPORT OF LABORATORY ANALYSIS

This report shall not be reproduced, except in full,
without the written consent of Pace Analytical Services, LLC.

Pace Analytical Services, LLC
110 Technology Parkway
Peachtree Corners, GA 30092
(770)734-4200

QUALITY CONTROL DATA CROSS REFERENCE TABLE

Project: YATES POOLED UPGRADIENT
Pace Project No.: 92587091

Lab ID	Sample ID	QC Batch Method	QC Batch	Analytical Method	Analytical Batch
92587091003	YGWA-47	EPA 3005A	680115	EPA 6020B	680441
92587091004	GWA-2	EPA 3005A	680115	EPA 6020B	680441
92587091005	UP-DUP-1	EPA 3005A	680115	EPA 6020B	680441
92587091006	YGWA-1I	EPA 3005A	680115	EPA 6020B	680441
92587091007	YGWA-1D	EPA 3005A	680115	EPA 6020B	680441
92587091008	YGWA-2I	EPA 3005A	680115	EPA 6020B	680441
92587091009	YGWA-3I	EPA 3005A	680225	EPA 6020B	680450
92587091010	YGWA-3D	EPA 3005A	680225	EPA 6020B	680450
92587091011	UP-EB-1	EPA 3005A	680225	EPA 6020B	680450
92587091012	UP-FB-1	EPA 3005A	680225	EPA 6020B	680450
92587091013	YGWA-17S	EPA 3005A	680225	EPA 6020B	680450
92587091014	YGWA-18S	EPA 3005A	680225	EPA 6020B	680450
92587091015	YGWA-18I	EPA 3005A	680225	EPA 6020B	680450
92587091016	YGWA-20S	EPA 3005A	680225	EPA 6020B	680450
92587091017	YGWA-21I	EPA 3005A	680225	EPA 6020B	680450
92587091018	YGWA-5I	EPA 3005A	680225	EPA 6020B	680450
92587091019	UP-DUP-3	EPA 3005A	680225	EPA 6020B	680450
92587091020	YGWA-14S	EPA 3005A	680225	EPA 6020B	680450
92587091021	UP-DUP-2	EPA 3005A	680225	EPA 6020B	680450
92587091022	YGWA-30I	EPA 3005A	680225	EPA 6020B	680450
92587091023	YGWA-4I	EPA 3005A	680225	EPA 6020B	680450
92587091024	YGWA-5D	EPA 3005A	680225	EPA 6020B	680450
92587091025	UP-EB-2	EPA 3005A	680225	EPA 6020B	680450
92587091026	UP-FB-2	EPA 3005A	680225	EPA 6020B	680450
92587091001	YGWA-39	EPA 7470A	678406	EPA 7470A	678665
92587091002	YGWA-40	EPA 7470A	678406	EPA 7470A	678665
92587091003	YGWA-47	EPA 7470A	678406	EPA 7470A	678665
92587091004	GWA-2	EPA 7470A	678406	EPA 7470A	678665
92587091005	UP-DUP-1	EPA 7470A	678406	EPA 7470A	678665
92587091006	YGWA-1I	EPA 7470A	678406	EPA 7470A	678665
92587091007	YGWA-1D	EPA 7470A	678406	EPA 7470A	678665
92587091008	YGWA-2I	EPA 7470A	678406	EPA 7470A	678665
92587091009	YGWA-3I	EPA 7470A	678756	EPA 7470A	679374
92587091010	YGWA-3D	EPA 7470A	678756	EPA 7470A	679374
92587091011	UP-EB-1	EPA 7470A	678756	EPA 7470A	679374
92587091012	UP-FB-1	EPA 7470A	678756	EPA 7470A	679374
92587091013	YGWA-17S	EPA 7470A	678756	EPA 7470A	679374
92587091014	YGWA-18S	EPA 7470A	678756	EPA 7470A	679374
92587091015	YGWA-18I	EPA 7470A	678756	EPA 7470A	679374
92587091016	YGWA-20S	EPA 7470A	678756	EPA 7470A	679374
92587091017	YGWA-21I	EPA 7470A	678756	EPA 7470A	679374
92587091018	YGWA-5I	EPA 7470A	678756	EPA 7470A	679374
92587091019	UP-DUP-3	EPA 7470A	678756	EPA 7470A	679374
92587091020	YGWA-14S	EPA 7470A	679675	EPA 7470A	679921
92587091021	UP-DUP-2	EPA 7470A	679675	EPA 7470A	679921
92587091022	YGWA-30I	EPA 7470A	679675	EPA 7470A	679921
92587091023	YGWA-4I	EPA 7470A	679675	EPA 7470A	679921

REPORT OF LABORATORY ANALYSIS

This report shall not be reproduced, except in full,
without the written consent of Pace Analytical Services, LLC.

Pace Analytical Services, LLC
110 Technology Parkway
Peachtree Corners, GA 30092
(770)734-4200

QUALITY CONTROL DATA CROSS REFERENCE TABLE

Project: YATES POOLED UPGRADIENT
Pace Project No.: 92587091

Lab ID	Sample ID	QC Batch Method	QC Batch	Analytical Method	Analytical Batch
92587091024	**YGWA-5D**	EPA 7470A	679675	EPA 7470A	679921
92587091025	**UP-EB-2**	EPA 7470A	679675	EPA 7470A	679921
92587091026	**UP-FB-2**	EPA 7470A	679675	EPA 7470A	679921
92587091001	**YGWA-39**	SM 2540C-2015	678110		
92587091002	**YGWA-40**	SM 2540C-2015	678110		
92587091003	**YGWA-47**	SM 2540C-2015	678369		
92587091004	**GWA-2**	SM 2540C-2015	678369		
92587091005	**UP-DUP-1**	SM 2540C-2015	678369		
92587091006	**YGWA-1I**	SM 2540C-2015	678370		
92587091007	**YGWA-1D**	SM 2540C-2015	678370		
92587091008	**YGWA-2I**	SM 2540C-2015	678370		
92587091009	**YGWA-3I**	SM 2540C-2015	678370		
92587091010	**YGWA-3D**	SM 2540C-2015	678370		
92587091011	**UP-EB-1**	SM 2540C-2015	678370		
92587091012	**UP-FB-1**	SM 2540C-2015	678370		
92587091013	**YGWA-17S**	SM 2540C-2015	678370		
92587091014	**YGWA-18S**	SM 2540C-2015	678370		
92587091015	**YGWA-18I**	SM 2540C-2015	678370		
92587091016	**YGWA-20S**	SM 2540C-2015	678370		
92587091017	**YGWA-21I**	SM 2540C-2015	678370		
92587091018	**YGWA-5I**	SM 2540C-2015	679091		
92587091019	**UP-DUP-3**	SM 2540C-2015	679091		
92587091020	**YGWA-14S**	SM 2540C-2015	679091		
92587091021	**UP-DUP-2**	SM 2540C-2015	679091		
92587091022	**YGWA-30I**	SM 2540C-2015	679094		
92587091023	**YGWA-4I**	SM 2540C-2015	679094		
92587091024	**YGWA-5D**	SM 2540C-2015	679091		
92587091025	**UP-EB-2**	SM 2540C-2015	679091		
92587091026	**UP-FB-2**	SM 2540C-2015	679091		
92587091001	**YGWA-39**	EPA 300.0 Rev 2.1 1993	678235		
92587091002	**YGWA-40**	EPA 300.0 Rev 2.1 1993	678235		
92587091003	**YGWA-47**	EPA 300.0 Rev 2.1 1993	678236		
92587091004	**GWA-2**	EPA 300.0 Rev 2.1 1993	678236		
92587091005	**UP-DUP-1**	EPA 300.0 Rev 2.1 1993	678236		
92587091006	**YGWA-1I**	EPA 300.0 Rev 2.1 1993	678537		
92587091007	**YGWA-1D**	EPA 300.0 Rev 2.1 1993	678537		
92587091008	**YGWA-2I**	EPA 300.0 Rev 2.1 1993	678537		
92587091009	**YGWA-3I**	EPA 300.0 Rev 2.1 1993	678537		
92587091010	**YGWA-3D**	EPA 300.0 Rev 2.1 1993	678537		
92587091011	**UP-EB-1**	EPA 300.0 Rev 2.1 1993	678537		
92587091012	**UP-FB-1**	EPA 300.0 Rev 2.1 1993	678537		
92587091013	**YGWA-17S**	EPA 300.0 Rev 2.1 1993	678537		
92587091014	**YGWA-18S**	EPA 300.0 Rev 2.1 1993	678537		
92587091015	**YGWA-18I**	EPA 300.0 Rev 2.1 1993	678537		

This report shall not be reproduced, except in full,
without the written consent of Pace Analytical Services, LLC.

Pace Analytical Services, LLC
110 Technology Parkway
Peachtree Corners, GA 30092
(770)734-4200

QUALITY CONTROL DATA CROSS REFERENCE TABLE

Project: YATES POOLED UPGRADIENT
Pace Project No.: 92587091

Lab ID	Sample ID	QC Batch Method	QC Batch	Analytical Method	Analytical Batch
92587091016	**YGWA-20S**	EPA 300.0 Rev 2.1 1993	678537		
92587091017	**YGWA-21I**	EPA 300.0 Rev 2.1 1993	678877		
92587091018	**YGWA-5I**	EPA 300.0 Rev 2.1 1993	679365		
92587091019	**UP-DUP-3**	EPA 300.0 Rev 2.1 1993	679365		
92587091020	**YGWA-14S**	EPA 300.0 Rev 2.1 1993	679365		
92587091021	**UP-DUP-2**	EPA 300.0 Rev 2.1 1993	679365		
92587091022	**YGWA-30I**	EPA 300.0 Rev 2.1 1993	679365		
92587091023	**YGWA-4I**	EPA 300.0 Rev 2.1 1993	679365		
92587091024	**YGWA-5D**	EPA 300.0 Rev 2.1 1993	679365		
92587091025	**UP-EB-2**	EPA 300.0 Rev 2.1 1993	679365		
92587091026	**UP-FB-2**	EPA 300.0 Rev 2.1 1993	679365		

This report shall not be reproduced, except in full,
without the written consent of Pace Analytical Services, LLC.

Pace Analytical	Document Name: Sample Condition Upon Receipt (SCUR)	Document Revised: November 15, 2021 Page 1 of 2
	Document No : F-CAR-CS-033-Rev.08	Issuing Authority: Pace Carolinas Quality Office

Laboratory receiving samples:
Asheville ☐ Eden ☐ Greenwood ☐ Huntersville ☐ Raleigh ☐ Mechanicsville ☐ Atlanta ☑ Kernersville ☐

Sample Condition Upon Receipt

Client Name: GA Power

Project #: **WO# : 92587091**

92587091

Courier: ☐ Commercial ☐ Fed Ex ☐ Pace ☐ UPS ☐ USPS ☐ Other:____ ☐ Client

Custody Seal Present? ☐ Yes ☑ No Seals Intact? ☐ Yes ☐ No

Date/Initials Person Examining Contents: 2/9/22

Packing Material: ☐ Bubble Wrap ☐ Bubble Bags ☑ None ☐ Other

Biological Tissue Frozen? ☐ Yes ☐ No ☑ N/A

Thermometer: ☑ IR Gun ID: 083 Type of Ice: ☑ Wet ☐ Blue ☐ None

Cooler Temp: 2.3 Correction Factor: Add/Subtract (°C) +0.2

Cooler Temp Corrected (°C): 2.5

Temp should be above freezing to 6°C
☐ Samples out of temp criteria. Samples on ice, cooling process has begun

USDA Regulated Soil (☐ N/A, water sample)
Did samples originate in a quarantine zone within the United States: CA, NY, or SC (check maps)? ☐ Yes ☐ No

Did samples originate from a foreign source (internationally, including Hawaii and Puerto Rico)? ☐ Yes ☐ No

				Comments/Discrepancy:
Chain of Custody Present?	☑ Yes	☐ No	☐ N/A	1.
Samples Arrived within Hold Time?	☑ Yes	☐ No	☐ N/A	2.
Short Hold Time Analysis (<72 hr.)?	☐ Yes	☑ No	☐ N/A	3.
Rush Turn Around Time Requested?	☐ Yes	☑ No	☐ N/A	4.
Sufficient Volume?	☑ Yes	☐ No	☐ N/A	5.
Correct Containers Used?	☑ Yes	☐ No	☐ N/A	6.
-Pace Containers Used?	☑ Yes	☐ No	☐ N/A	
Containers Intact?	☑ Yes	☐ No	☐ N/A	7.
Dissolved analysis: Samples Field Filtered?	☐ Yes	☐ No	☑ N/A	8.
Sample Labels Match COC?	☑ Yes	☐ No	☐ N/A	9.
-Includes Date/Time/ID/Analysis Matrix: W				
Headspace in VOA Vials (>5-6mm)?	☐ Yes	☐ No	☑ N/A	10.
Trip Blank Present?	☐ Yes	☐ No	☑ N/A	11.
Trip Blank Custody Seals Present?	☐ Yes	☐ No	☑ N/A	

COMMENTS/SAMPLE DISCREPANCY

Field Data Required? ☐ Yes ☐ No

Lot ID of split containers:

CLIENT NOTIFICATION/RESOLUTION

Person contacted: _____ Date/Time: _____

Project Manager SCURF Review: _____ Date: _____

Project Manager SRF Review: _____ Date: _____

WO# : 92587091

PM: NMG Due Date: 02/23/22

CLIENT: GA-GA Power

***Check mark top half of box if pH and/or dechlorination is verified and within the acceptance range for preservation samples.**

Project #

Exceptions: VOA, Coliform, TOC, Oil and Grease, DRO/8015 (water) DOC, LLHg

****Bottom half of box is to list number of bottles**

Item#	BP4U-125 mL Plastic Unpreserved (N/A) (Cl-)	BP3U-250 mL Plastic Unpreserved (N/A)	BP2U-500 mL Plastic Unpreserved (N/A)	BP1U-1 liter Plastic Unpreserved (N/A)	BP4S-125 mL Plastic H2SO4 (pH < 2) (Cl-)	BP3N-250 mL plastic HNO3 (pH < 2)	BP4Z-125 mL Plastic ZN Acetate & NaOH (>9)	BP4B-125 mL Plastic NaOH (pH > 12) (Cl-)	WGFU-Wide-mouthed Glass jar Unpreserved	AG1U-1 liter Amber Unpreserved (N/A) (Cl-)	AG1H-1 liter Amber HCl (pH < 2)	AG3U-250 mL Amber Unpreserved (N/A) (Cl-)	AG1S-1 liter Amber H2SO4 (pH < 2)	AG3S-250 mL Amber H2SO4 (pH < 2)	AG3A(DG3A)-250 mL Amber NH4Cl (N/A)(Cl-)	DG9H-40 mL VOA HCl (N/A)	VG9T-40 mL VOA Na2S2O3 (N/A)	VG9U-40 mL VOA Unpreserved (N/A)	DG9P-40 mL VOA H3PO4 (N/A)	VOAK (3 vials per kit)-5035 kit (N/A)	V/GK (3 vials per kit)-VPH/Gas kit (N/A)	SP5T-125 mL Sterile Plastic (N/A – lab)	SP2T-250 mL Sterile Plastic (N/A – lab)	BP1N	BP3A-250 mL Plastic (NH2)2SO4 (9.3-9.7)	AG0U-100 mL Amber Unpreserved vials (N/A)	VSGU-20 mL Scintillation vials (N/A)	DG9U-40 mL Amber Unpreserved vials (N/A)
1		1	1			1																		2				
2		1	1			1																		2				
3		1	1			1																		2				
4		1	1			1																		2				
5		1	1			1																		2				
6																												
7																												
8																												
9																												
10																												
11																												
12																												

pH Adjustment Log for Preserved Samples

Sample ID	Type of Preservative	pH upon receipt	Date preservation adjusted	Time preservation adjusted	Amount of Preservative added	Lot #

Note: Whenever there is a discrepancy affecting North Carolina compliance samples, a copy of this form will be sent to the North Carolina DEHNR Certification Office (i.e. Out of hold, incorrect preservative, out of temp, incorrect containers.

CHAIN-OF-CUSTODY / Analytical Request Document

The Chain-of-Custody is a LEGAL DOCUMENT. All relevant fields must be completed accurately.

Page : 1 Of 1

Section A – Required Client Information:

Company:	GA Power
Address:	Atlanta, GA
Email To:	
Phone:	Fax:
Requested Due Date:	

Section B – Required Project Information:

Report To:	SCS Contacts
Copy To:	Arcadis Contacts
Purchase Order #:	
Project Name:	Plant Yates Pooled Upgradient
Project Number:	

Section C – Invoice Information:

Attention:	Southern Co.
Company Name:	
Address:	
Pace Quote:	
Pace Project Manager:	Nicole D'Oleo
Pace Profile #:	10840

Regulatory Agency: —

State / Location: Georgia

ITEM #	SAMPLE ID (One Character per box. (A-Z, 0-9 / , -) Sample Ids must be unique)	MATRIX CODE (see valid codes to left)	SAMPLE TYPE (G=GRAB C=COMP)	COLLECTED START DATE	COLLECTED START TIME	COLLECTED END DATE	COLLECTED END TIME	SAMPLE TEMP AT COLLECTION	# OF CONTAINERS	Preservatives: Unpreserved	H2SO4	HNO3	HCl	NaOH	Na2S2O3	Methanol	Other	Requested Analysis Filtered (Y/N)	Analyses Test	App III/IV Metals	Cl, F, SO4	TDS (2540C)	RAD 9315/9320	App I / II (gypsum only)	Residual Chlorine (Y/N)	
	Matrix: Drinking Water DW; Water WT; Waste Water WW; Product P; Soil/Solid SL; Oil OL; Wipe WP; Air AR; Other OT; Tissue TS																	Y/N							
1	YGWA-39	WT	G	2/8/22	1455	–	–		5	2		3								X	X	X	X				pH: 5.75
2	YGWA-40	WT	G	2/8/22	1522	–	–		5	2		3								X	X	X	X				pH: 5.26
3	~~YGWA-1I~~	WT	G			–	–		5	2		3								X	X	X	X				pH:
4	~~YGWA-1D~~	WT	G			–	–		5	2		3								X	X	X	X				pH:
5	~~YGWA-2I~~	WT	G			–	–		5	2		3								X	X	X	X				pH:
6	~~YGWA-3I~~	WT	G			–	–		5	2		3								X	X	X	X				pH:
7	~~YGWA-3D~~	WT	G			–	–		5	2		3								X	X	X	X				pH:
8	~~YGWA-14S~~	WT	G			–	–		5	2		3								X	X	X	X				pH:
9	~~UR-DUP-2~~	WT	G			–	–		5	2		3								X	X	X	X				pH:
10	~~YGWA-30I~~	WT	G			–	–		5	2		3								X	X	X	X				pH:
11	~~UP-EB-1~~	WT	G			–	–		5	2		3								X	X	X	X				pH:
12	~~UP-FB-1~~	WT	G			–	–		5	2		3								X	X	X	X				

ADDITIONAL COMMENTS	RELINQUISHED BY / AFFILIATION	DATE	TIME	ACCEPTED BY / AFFILIATION	DATE	TIME	SAMPLE CONDITIONS
Anions Suite 300.0 (Cl, F, Sulfate)	/Arcadis	2/9/22	0825	/Arcadis	2/9/22	0825	
App III Metals: Boron 6020B, Ca 6010C; App I/II 6020B: Zn, Ag, Ni, V	Arcadis	2/9/22	1018		2/9	1018	
App IV: Metals 6020B: Antimony (Sb), Arsenic (As), Barium (Ba), Beryllium (Be), Cadmium (Cd), Chromium (Cr), Cobalt (Co), Lead (Pb), Lithium (Li), Molybdenum (Mo), Selenium (Se) 7040A: Mercury (Hg)							

SAMPLER NAME AND SIGNATURE

PRINT Name of SAMPLER: Ken Lapszynski

SIGNATURE of SAMPLER: [signature] DATE Signed: 2/9/22

TEMP in C	Received on Ice (Y/N)	Custody Sealed Cooler (Y/N)	Samples Intact (Y/N)

CHAIN-OF-CUSTODY / Analytical Request Document

The Chain-of-Custody is a LEGAL DOCUMENT. All relevant fields must be completed accurately.

Page : 1 Of

Section A
Required Client Information:

Company:	GA Power
Address:	Atlanta, GA
Email To:	
Phone:	Fax:
Requested Due Date:	

Section B
Required Project Information:

Report To:	SCS Contacts
Copy To:	Arcadis Contacts
Purchase Order #:	
Project Name:	Plant Yates Pooled Upgradient
Project Number:	

Section C
Invoice Information:

Attention:	Southern Co.
Company Name:	
Address:	
Pace Quote:	
Pace Project Manager:	Nicole D'Oleo
Pace Profile #:	10840

Regulatory Agency

State / Location: Georgia

Requested Analysis Filtered (Y/N)

ITEM #	SAMPLE ID (One Character per box. (A-Z, 0-9 / , -) Sample ids must be unique)	MATRIX CODE (see valid codes to left)	SAMPLE TYPE (G=GRAB C=COMP)	COLLECTED START DATE	COLLECTED START TIME	COLLECTED END DATE	COLLECTED END TIME	SAMPLE TEMP AT COLLECTION	# OF CONTAINERS	Preservatives: Unpreserved	H2SO4	HNO3	HCl	NaOH	Na2S2O3	Methanol	Other	Y/N	Analyses Test: App III/IV Metals	Cl, F, SO4	TDS (2540C)	RAD 9315/9320	Apx I / II (gypsum only)	Residual Chlorine (Y/N)
1	YGWA-47	WT	G	2/5/21	1140	–	–		5	2		3							X	X	X	X		pH 5.70
2	~~GWA-2~~	WT	G			–	–		~~5~~	~~2~~		~~3~~							~~X~~	~~X~~	~~X~~	~~X~~	~~X~~	pH:
3	~~UP-DUP-1~~	WT	G			–	–		~~5~~	~~2~~		~~3~~							~~X~~	~~X~~	~~X~~	~~X~~	X	pH:
4	~~YGWA-4I~~	WT	G			–	–		~~5~~	~~2~~		~~3~~							~~X~~	~~X~~	~~X~~	~~X~~		pH:
5	~~YGWA-5I~~	WT	G			–	–		~~5~~	~~2~~		~~3~~							~~X~~	~~X~~	~~X~~	~~X~~		pH:
6	~~UP-DUP-3~~	WT	G			–	–		~~5~~	~~2~~		~~3~~							~~X~~	~~X~~	~~X~~	~~X~~		pH:
7	~~YGWA-5D~~	WT	G			–	–		~~5~~	~~2~~		~~3~~							~~X~~	~~X~~	~~X~~	~~X~~		pH:
8	~~YGWA-11S~~	WT	G			–	–		~~5~~	~~2~~		~~3~~							~~X~~	~~X~~	~~X~~	~~X~~		pH:
9	~~UGWA-16S~~	WT	G			–	–		~~5~~	~~2~~		~~3~~							~~X~~	~~X~~	~~X~~	~~X~~		pH:
10	~~YGWA-18I~~	WT	G			–			~~5~~	~~2~~		~~3~~							~~X~~	~~X~~	~~X~~	~~X~~		pH:
11	~~YGWA-20S~~	WT	G			–	–		~~5~~	~~2~~		~~3~~							~~X~~	~~X~~	~~X~~	~~X~~		pH:
12	~~YGWA-21I~~	WT	G			–	–		~~5~~	~~2~~		~~3~~							~~X~~	~~X~~	~~X~~	~~X~~		pH:

ADDITIONAL COMMENTS	RELINQUISHED BY / AFFILIATION	DATE	TIME	ACCEPTED BY / AFFILIATION	DATE	TIME	SAMPLE CONDITIONS
Anions Suite 300.0 (Cl, F, Sulfate)	(Arcadis	2/9/22	0825	Arcadis	2/9/22	0825	
App III Metals: Boron 6020B, Ca 6010D; App VII 6020B: Zn, Ag, Ni, V	Arcadis	2/9/22	1018		2/9	1018	
App IV: Metals 6020B: Antimony (Sb), Arsenic (As), Barium (Ba), Beryllium (Be), Cadmium (Cd), Chromium (Cr), Cobalt (Co), Lead (Pb), Lithium (Li), Molybdenum (Mo), Selenium (Se); 7040A: Mercury (Hg)							

SAMPLER NAME AND SIGNATURE

PRINT Name of SAMPLER: Mark Chest

SIGNATURE of SAMPLER: DATE Signed: 2/9/22

TEMP in C	Received on Ice (Y/N)	Custody Sealed Cooler (Y/N)	Samples Intact (Y/N)

CHAIN-OF-CUSTODY / Analytical Request Document

The Chain-of-Custody is a LEGAL DOCUMENT. All relevant fields must be completed accurately.

Page : Of

Section A Required Client Information:		Section B Required Project Information:		Section C Invoice Information:	
Company:	GA Power	Report To:	SCS Contacts	Attention:	Southern Co.
Address:	Atlanta, GA	Copy To:	Arcadis Contacts	Company Name:	
				Address:	
Email To:		Purchase Order #:		Pace Quote:	
Phone:	Fax	Project Name:	Plant Yates Pooled Upgradient	Pace Project Manager:	Nicole D'Oleo
Requested Due Date:		Project Number:		Pace Profile #:	10840

Regulatory Agency

State / Location

Georgia

ITEM #	SAMPLE ID (One Character per box. (A-Z, 0-9 / , -) Sample Ids must be unique)	MATRIX CODE (see valid codes to left)	SAMPLE TYPE (G=GRAB C=COMP)	COLLECTED START DATE	COLLECTED START TIME	COLLECTED END DATE	COLLECTED END TIME	SAMPLE TEMP AT COLLECTION	# OF CONTAINERS	Unpreserved	H2SO4	HNO3	HCl	NaOH	Na2S2O3	Methanol	Other	Analyses Test Y/N	App III/IV Metals	Cl, F, SO4	TDS (2540C)	RAD 9315/9320	App I / II (gypsum only)	Residual Chlorine (Y/N)	
1	~~YGWA-1I~~	WT	G	[illegible]	[illegible]	[illegible]	[illegible]		5	2		3							X	X	X	X			pH:
2	GWA-2	WT	G	[illegible]	[illegible]	[illegible]	[illegible]		5	2		3							X	X	X	X	X		pH: 5.83
3	UP-DUP-1	WT	G	[illegible]	[illegible]	–	–		5	2		3							X	X	X	X	X		pH: [illegible]
4	~~YGWA-1I~~	WT	G			–	–		5	2		3							X	X	X	X			pH:
5	~~YGWA-5I~~	WT	G			–	–		5	2		3							X	X	X				pH:
6	~~UP-DUP-3~~	WT	G			–	–		5	2		3							X	X	X	X			pH:
7	~~YGWA-5S~~	WT	G			–	–		5	2		3							X	X	X	X			pH:
8	~~YGWA-17S~~	WT	G			–	–		5	2		3							X	X	X	X			pH:
9	~~UGWA-18S~~	WT	G			–	–		5	2		3							X	X	X	X			pH:
10	~~YGWA-18I~~	WT	G			–	–		5	2		3							X	X	X	X			pH:
11	~~YGWA-20S~~	WT	G			–	–		5	2		3							X	X	X	X			pH:
12	~~YGWA-21I~~	WT	G			–	–		5	2		3							X	X	X	X			pH:

ADDITIONAL COMMENTS	RELINQUISHED BY / AFFILIATION	DATE	TIME	ACCEPTED BY / AFFILIATION	DATE	TIME	SAMPLE CONDITIONS
Anions Suite 300.0 (Cl, F, Sulfate)	Khalil Carson /Arcadis	2/9/22	0840	[illegible]	2/9/22	0840	
App III Metals: Boron 6020B, Ca 6010D; App III 6020B: Zn, Ag, Ni, V	[illegible] /Arcadis	2/9/22	1018	[illegible]	2/9	1018	
App IV: Metals 6020B: Antimony (Sb), Arsenic (As), Barium (Ba), Beryllium (Be), Cadmium (Cd), Chromium (Cr), Cobalt (Co), Lead (Pb), Lithium (Li), Molybdenum (Mo), Selenium (Se) 7040A: Mercury (Hg)							

SAMPLER NAME AND SIGNATURE

PRINT Name of SAMPLER: Khalil Carson

SIGNATURE of SAMPLER: [illegible]

DATE Signed: 02-09-22

TEMP in C | Received on Ice (Y/N) | Custody Sealed Cooler (Y/N) | Samples Intact (Y/N)

Georgia Power Co. – Plant Yates

Data Review Report

Radium Analyses

SDG #92587080

Analyses Performed By:
Pace Analytical Services – Greensburg, Pennsylvania

Report #45261R
Review Level: Tier II
Project: 30052922.00004

Summary

This Data Review Report summarizes the review of Sample Delivery Group (SDG) #92587080 for samples collected in association with the Georgia Power Company – Plant Yates. The review was conducted as a Tier II evaluation and included review of data package completeness. Only analytical data associated with constituents of concern were reviewed for this validation. Field documentation was not included in this review. Included with this assessment are the chain of custody form and a table summarizing the data validation qualifiers. Analyses were performed on the following samples:

Sample ID	Lab ID	Matrix	Sample Collection Date	Parent Sample	Analysis		
					RAD	MET	GEN CHEM
YGWC-49	92587080001	Water	2/8/2022		X		
YGWC-41	92587080002	Water	2/8/2022		X		
AMA-DUP-2	92587080003	Water	2/8/2022	YGWC-41	X		
YGWC-43	92587080004	Water	2/8/2022		X		
AMA-EB-1	92587080005	Water	2/8/2022		X		
YAMW-5	92587080006	Water	2/10/2022		X		
PZ-37	92587080007	Water	2/10/2022		X		
AMA-DUP-4	92587080008	Water	2/10/2022	PZ-37	X		
PZ-51	92587080009	Water	2/10/2022		X		
YAMW-1	92587080010	Water	2/10/2022		X		
PZ-35	92587080011	Water	2/10/2022		X		
YAMW-4	92587080012	Water	2/10/2022		X		
YGWC-23S	92587080013	Water	2/10/2022		X		
YGWC-38	92587080014	Water	2/10/2022		X		
YGWC-42	92587080015	Water	2/10/2022		X		
YGWC-24SA	92587080016	Water	2/10/2022		X		
AMA-DUP-1	92587080017	Water	2/10/2022	YGWC-24SA	X		
YGWC-36A	92587080018	Water	2/11/2022		X		
YAMW-2	92587080019	Water	2/10/2022		X		

Sample ID	Lab ID	Matrix	Sample Collection Date	Parent Sample	Analysis		
					RAD	MET	GEN CHEM
YAMW-3	92587080020	Water	2/10/2022		X		
AMA-EB-2	92587080021	Water	2/10/2022		X		
AMA-FB-1	92587080022	Water	2/10/2022		X		
AMA-FB-2	92587080023	Water	2/10/2022		X		
PZ-37D	92587080024	Water	2/11/2022		X		
PZ-52D	92587080025	Water	2/11/2022		X		

Analytical Data Package Documentation

The table below evaluates the data package completeness.

Items Reviewed	Reported		Performance Acceptable		Not Required
	No	Yes	No	Yes	
1. Sample receipt condition		X		X	
2. Requested analyses and sample results		X		X	
3. Master tracking list		X		X	
4. Methods of analysis		X		X	
5. Reporting limits		X		X	
6. Sample collection date		X		X	
7. Laboratory sample received date		X		X	
8. Sample preservation verification (as applicable)		X		X	
9. Sample preparation/extraction/analysis dates		X		X	
10. Fully executed chain-of-custody form		X		X	
11. Narrative summary of QA or sample problems provided		X		X	
12. Data package completeness and compliance		X		X	

Note:
QA = quality assurance

Inorganic Analysis Introduction

Analyses were performed according to United States Environmental Protection Agency (USEPA) SW-846 Methods 9315 and 9320. Data were reviewed in accordance with USEPA Region IV Data Validation Standard Operating Procedures for Contract Laboratory Program Inorganic Data by Inductively Coupled Plasma–Atomic Emission Spectroscopy and Inductively Coupled Plasma–Mass Spectroscopy (September 2011, Rev. 2), and the USEPA National Functional Guidelines for Inorganic Superfund Methods Data Review, EPA 542-R-20-006, November 2020 (with reference to the historical USEPA Contract Laboratory Program National Functional Guidelines for Inorganic Data Review, OSWER 9240.1-45, October 2004, as appropriate).

The data review process is an evaluation of data on a technical basis rather than a determination of contract compliance. As such, the standards against which the data are being weighed may differ from those specified in the analytical method. It is assumed that the data package represents the best efforts of the laboratory and that it was already subjected to adequate and sufficient quality review prior to submission.

During the review process, laboratory qualified and unqualified data are verified against the supporting documentation. Based on this evaluation, qualifier codes may be added, deleted, or modified by the data reviewer. Results are qualified with the following codes in accordance with the USEPA National Functional Guidelines:

- Concentration (C) Qualifiers
  - U The analyte was analyzed for but not detected. The associated value is the analyte instrument detection limit.
  - J The reported value was obtained from a reading less than the reporting limit (RL), but greater than or equal to the method detection limit (MDL).
- Quantitation (Q) Qualifiers
  - E The reported value is estimated due to the presence of interference.
  - N Spiked sample recovery is not within control limits.
  - * Duplicate analysis is not within control limits.
- Validation Qualifiers
  - J The analyte was positively identified; however, the associated numerical value is an estimated concentration only.
  - UJ The analyte was not detected above the reporting limit. However, the reported limit is approximate and may or may not represent the actual limit of detection.
  - UB Analyte considered non-detect at the listed value due to associated blank contamination.
  - R The sample results are rejected.

Two facts should be noted by all data users. First, the “R” flag means that the associated value is unusable. In other words, due to significant quality control (QC) problems, the analysis is invalid and provides no information as to whether the compound is present or not. “R” values should not appear on data tables because they cannot

be relied upon, even as a last resort. The second fact to keep in mind is that no compound concentration, even if it has passed all QC tests, is guaranteed to be accurate. Strict QC serves to increase confidence in data but any value potentially contains error.

Radiological Analyses

1. Holding Times

The specified holding times for the following methods are presented in the following table.

Method	Matrix	Holding Time	Preservation
Radium-226 by SW-846 9315	Water	180 days from collection to analysis	Preserved to a pH of less than 2 s.u.
Radium-228 by SW-846 9320	Water	180 days from collection to analysis	Preserved to a pH of less than 2 s.u.

Note:
s.u. = standard units

All samples were analyzed within the specified holding times.

2. Blank Contamination

Quality assurance (QA) blanks (i.e., method and field/rinse blanks) are prepared to identify any contamination which may have been introduced into the samples during sample preparation or field activity. Method blanks measure laboratory contamination. Field/rinse blanks measure contamination of samples during field operations.

Blank results should be verified to be accurately reported and that tolerance limits (±2 sigma or standard deviation) were not exceeded; and blank results verified to be less than the minimum detectable concentration (MCD).

For blanks to be considered not applicable, verify net blank results are less than the associated uncertainty by evaluating the blank results based on the following three criteria. If either of these criteria is true, the blank is considered not suspect of contamination (or non-detect).

1. Is the blank result less than the uncertainty and less than the MDC?
2. Does the blank have an uncertainty greater than the result (or indistinguishable from background) or does the blank result fall between its uncertainty and its MDC?

If the blank QC results fall outside the appropriate tolerance limits or if the net blank results are not less than the associated uncertainty, the following equation for normalized absolute difference (NAD) should be used in determining the effect of possible blank contamination on the sample results:

$$Normalized\ \ absolute\ difference_{\ MethodBlank} = \frac{|\ Sample\ -\ Blank\ |}{\sqrt{(U_{Sample}\ )^2 + (U_{Blank}\ )^2}}$$

Where:

U_{Sample} = uncertainty of the sample

U_{Blank} = uncertainty of the blank

Sample = concentration of isotope in sample

Blank = concentration of isotope in blank

Normalized Absolute Difference	Qualification
> 2.58	None
1.96 > x < 2.58	J
x < 1.96	J*

Note:
* = Minimally the result should be qualified as estimated, J; however, if other quality indicators are deficient the validator may determine the result should be qualified as rejected, R

Radium-228, Radium-226, and total Radium were detected in the method blanks, and equipment blank AMA-EB-2, and field blank AMA-FB-2, however, the activities were measured as less than the uncertainty and MDC or between the uncertainty and MDC as described above. Hence, the blank results are considered non-detect and no qualification of the results was required.

Radium-226 was detected in equipment blank AMA-EB-1 at an activity above the MDC. The associated field sample results were either less than the MDC or had a NAD greater than 2.58, hence, no qualification of the results was required.

Radium-228 was detected in field blank AMA-FB-1 at an activity above the MDC. The associated field sample results were less than the MDC, hence, no qualification of the results was required.

3. Matrix Spike (MS)/Laboratory Duplicate Analysis

MS and laboratory duplicate data are used to assess the precision and accuracy of the analytical method.

3.1 MS Analysis

MS samples are not typically analyzed for gamma spectral content due to the inability of the laboratory to homogenize spike material with the sample.

If performed, the spike analysis must exhibit a percent recovery within the control limits of 70% to 130%. The MS recovery control limits do not apply for MS performed on sample locations where the analyte's concentration detected in the parent sample exceeds the MS concentration by a factor of four or greater. In instance where this is true, the data will not be qualified even if the percent recovery does not meet the control limits.

In the event the recovery is outside of this limit, a numerical indicator to make assessments is calculated, with a limit of < ±3 sigma for either.

The numerical performance indicator for a matrix spike sample is calculated by:

$$Z_{MS} = \frac{x - x_0 - c}{\sqrt{u^2(x) + u^2(x_0) + u^2(c)}}$$

Where:

x = measured concentration of the spiked sample.

x_0 = measured concentration of the unspiked sample.

c = spike concentration added.

$u^2(x)$, $u^2(x0)$, $u^2(c)$ = the squares of the respective standard uncertainties of these values.

MS performance for all matrices is acceptable when the numerical performance indicator calculation yields a value between ±3 sigma. Warning limits have been established as ±2 sigma.

MS analysis was not performed using a sample from this SDG.

3.2 Laboratory Duplicate Analysis

Duplicate analyses are indicators of laboratory precision based on each sample matrix. For replicate analysis results to be considered in agreement the duplicate error ratio (DER) must be less than 2.13. In the event the DER is outside of the limit of 2.13, a numerical indicator to make assessments is calculated, with a limit of ±3 sigma or standard deviation.

The numerical performance indicator for laboratory duplicates is calculated by:

$$Z_{Dup} = \frac{x_1 - x_2}{\sqrt{u^2(x_1) + u^2(x_2)}}$$

Where:

x_1, x_2 = two measured activity concentrations.

$u^2(x_1)$, $u^2(x_2)$ = the combined standard uncertainty of each measurement squared.

Duplicate sample performance is acceptable when the numerical performance indicator calculation yields a value between ±3 sigma. Warning limits have been established as ±2 sigma.

The laboratory duplicate analysis performed on sample location PZ-52D in association with SW-846 9315 analysis exhibited acceptable difference between the results.

4. Field Duplicate Analysis

Field duplicate analysis is used to assess the overall precision of the field sampling procedures and analytical method. There are no specific review criteria for radiological field replicate analyses comparability. The degree of agreement between these replicates is to be used in conjunction with all of the remaining quality control results as an aid in the decision as to the overall quality of the data. Data are not to be qualified due to field replicates alone. To determine the level of agreement between the replicates, the following guidelines have been established:

Data should be considered in agreement if results are within a factor of four of each other. Data between a factor of four and five of each other should be considered as a minor discrepancy and data greater than a factor of five should be considered a major discrepancy.

The field duplicate sample results are summarized in the following table.

Sample ID/Duplicate ID	Analyte	Sample Result	Duplicate Result	RPD
YGWC-41 / AMA-DUP-2	Radium-226	0.0438 ± 0.104	0.187 ± 0.143	AC
	Radium-228	0.550 ± 0.383	-0.113 ± 0.387	
	Total Radium	0.594 ± 0.487	0.187 ± 0.530	
PZ-37 / AMA-DUP-4	Radium-226	0.430 ± 0.179	0.583 ± 0.199	AC
	Radium-228	0.380 ± 0.569	-0.213 ± 0.705	
	Total Radium	0.810 ± 0.748	0.583 ± 0.904	
YGWC-24SA / AMA-DUP-1	Radium-226	0.0181 ± 0.0599	0.0380 ± 0.0672	AC
	Radium-228	0.828 ± 0.513	-0.0252 ± 0.520	
	Total Radium	0.846 ± 0.573	0.0380 ± 0.587	

Note:
AC = Acceptable

The differences in the results between the parent sample YGWC-41 and field duplicate sample AMA-DUP-2 were acceptable. It was noted that the Radium-226, Radium-228, and total Radium results in these samples are considered not detected based on the criteria discussed in Section 7.

The differences in the results between the parent sample PZ-37 and field duplicate sample AMA-DUP-4 were acceptable. It was noted that the Radium-228 and total Radium results in these samples are considered not detected based on the criteria discussed in Section 7.

The differences in the results between the parent sample YGWC-24SA and field duplicate sample AMA-DUP-1 were acceptable. It was noted that the Radium-226, Radium-228, and total Radium results in these samples are considered not detected based on the criteria discussed in Section 7.

5. Tracer or Carrier

Tracers and carriers are used in radiological separation methods to provide evaluation of chemical separation. Chemical yield is evaluated through the recovery of chemical species spiked into samples. Yield is evaluated radiometrically with a tracer and gravimetrically with a carrier. A control limit of 30% to 110% is applied to each sample spiked with either a carrier and/or a tracer.

The tracer and carrier analyses exhibited recoveries within the control limits.

6. Laboratory Control Sample/Laboratory Control Sample Duplicate (LCS/LCSD) Analysis

The LCS/LCSD analysis is used to assess the precision and accuracy of the analytical method independent of matrix interferences. The analytes associated with the LCS/LCSD analysis must exhibit a percent recovery

between the control limits of 60% to 135%. In the event the recovery is outside of this limit, a numerical indicator to make assessments is calculated, with a limit of +/- 3 sigma.

The numerical performance indicator for a laboratory control sample is calculated by:

$$Z_{LCS} = \frac{x - c}{\sqrt{u^2(x) + u^2(c)}}$$

Where:

x = Analytical result of the LCS

c = Known concentration of the LCS

$u^2(x)$ = combined standard uncertainty of the result squared.

$u^2(c)$ = combined standard uncertainty of the LCS value squared.

LCS performance is acceptable when the numerical performance indicator calculation yields a value between ±3 sigma. Warning limits have been established as ±2 sigma.

The LCS/LCSD analysis exhibited recoveries within the control limits.

7. Isotope Identification

For sample results to be considered “non-detect”, evaluate data based on the following two criteria. If either one of these criteria is true, the sample result is considered “non-detect”.

1. Sample result is less than the uncertainty and less than the MDC/MDA; or
2. Sample has an uncertainty greater than the result (or indistinguishable from background) or result falls between its uncertainty and its MDC/MDA.

Based on the above criteria sample results should be considered non-detect as follows:

- YGWC-49, YGWC-41, AMA-DUP-2, YAMW-4, YGWC-23S, YGWC-38, YGWC-24SA, AMA-DUP-1, YGWC-36A, and YAMW-2 – Radium-226, Radium-228, and total Radium
- YAMW-5, PZ-37, AMA-DUP-4, PZ-51, YAMW-1, PZ-35, YGWC-42, YAMW-3, and PZ-37D – Radium-228 and total Radium

8. System Performance and Overall Assessment

Overall system performance was acceptable. Other than for those deviations specifically mentioned in this review, the overall data quality is within the guidelines specified in the method.

Data Validation Checklist for Radiologicals

Radiologicals: SW-846 9315/9320	Reported		Performance Acceptable		Not Required
	No	Yes	No	Yes	
Miscellaneous Instrumentation					
Tier II Validation					
Holding Times		X		X	
Activity, +/- uncertainty, MDC/MDA		X		X	
Blanks					
A. Method Blanks		X		X	
B. Equipment/Field Blanks		X	X		
Carrier (Surrogate) %R		X		X	
Tracer (Surrogate) %R		X		X	
Laboratory Control Sample (LCS) %R		X		X	
Laboratory Control Sample Duplicate (LCSD) %R		X		X	
LCS/LCSD Precision (RPD)		X		X	
Matrix Spike (MS) %R	X				X
Matrix Spike Duplicate (MSD) %R	X				X
MS/MSD Precision (RPD)	X				X
Laboratory Duplicate (RPD)		X		X	
Field Duplicate (RPD)		X		X	

Notes:

%R Percent recovery

RPD Relative percent difference

VALIDATION PERFORMED BY: Jennifer Singer

SIGNATURE:

DATE: April 26, 2022

PEER REVIEW: Dennis Capria

DATE: April 27, 2022

Chain of Custody / Data Qualifier Summary Table

CHAIN-OF-CUSTODY / Analytical Request Document

The Chain-of-Custody is a LEGAL DOCUMENT. All relevant fields must be completed accurately.

Page : 1 Of 1

Section A Required Client Information:		Section B Required Project Information:		Section C Invoice Information:	
Company:	GA Power	Report To:	SCS Contacts	Attention:	Southern Co.
Address:	Atlanta, GA	Copy To:	Arcadis Contacts	Company Name:	
				Address:	
Email To:		Purchase Order #:		Pace Quote:	
Phone:	Fax	Project Name:	Plant Yates AMA-R6	Pace Project Manager:	Nicole D'Oleo
Requested Due Date:		Project Number:		Pace Profile #:	10840

Regulatory Agency

State / Location

Georgia

Requested Analysis Filtered (Y/N)

ITEM #	SAMPLE ID (One Character per box. (A-Z, 0-9 / , -) Sample Ids must be unique)	MATRIX CODE (see valid codes to left)	SAMPLE TYPE (G=GRAB C=COMP)	COLLECTED START DATE	COLLECTED START TIME	COLLECTED END DATE	COLLECTED END TIME	SAMPLE TEMP AT COLLECTION	# OF CONTAINERS	Unpreserved	H2SO4	HNO3	HCl	NaOH	Na2S2O3	Methanol	Other	Analyses Test (Y/N)	App III/IV Metals	Cl, F, SO4	TDS (2540C)	RAD 9315/9320	Residual Chlorine (Y/N)	
1	~~YGWC-23S~~	WT	G	~~2/8/22~~	~~1020~~	–	–		5	2		3							X	X	X	X		pH:
2	~~YGWC-24SA~~	WT	G			–	–		5	2		3							X	X	X	X		pH:
3	~~AMA-DUP-1~~	WT	G			–	–		5	2		3							X	X	X	X		pH:
4	~~YGWC-38A~~	WT	G						5	2		3							X	X	X	X		pH:
5	YGWC-49	WT	G	2/8/22	1800	–	–		5	2		3							X	X	X	X		pH: 5.79
6	~~YGWC-38~~	WT	G			–	–		5	2		3							X	X	X	X		pH:
7	YGWC-41	WT	G	2/8/22	1620	–	–		5	2		3							X	X	X	X		pH: 5.07
8	AMA-DUP-2	WT	G	2/8/22	—	–	–		5	2		3							X	X	X	X		pH: —
9	~~YGWC-42~~	WT	G			–	–		5	2		3							X	X	X	X		pH:
10	~~YGWC-43~~	WT	G	~~[illegible]~~		–	–		5	2		3							X	X	X	X		pH:
11	~~YAMW-2~~	WT	G			–	–		5	2		3							X	X	X	X		pH:
12	~~YAMW-3~~	WT	G			–	–		5	2		3							X	X	X	X		pH:

ADDITIONAL COMMENTS	RELINQUISHED BY / AFFILIATION	DATE	TIME	ACCEPTED BY / AFFILIATION	DATE	TIME	SAMPLE CONDITIONS
Anions Suite 300.0 (Cl, F, Sulfate)	[signature] /Arcadis	2/9/22	0825	[signature] / Arcadis	2/9/22	0825	
App III Metals: Boron 6020B, Ca 6010D	[signature] / Arcadis	2/9/22	1018	[signature] / [illegible]	2/9	1018	
App IV: Metals 6020B: Antimony (Sb), Arsenic (As), Barium (Ba), Beryllium (Be), Cadmium (Cd), Chromium (Cr), Cobalt (Co), Lead (Pb), Lithium (Li), Molybdenum (Mo), Selenium (Se) 7040A: Mercury (Hg)							

SAMPLER NAME AND SIGNATURE

PRINT Name of SAMPLER: Kim Lapszynski

SIGNATURE of SAMPLER: [signature]

DATE Signed: 2/9/22

TEMP in C | Received on Ice (Y/N) | Custody Sealed Cooler (Y/N) | Samples Intact (Y/N)

CHAIN-OF-CUSTODY / Analytical Request Document

The Chain-of-Custody is a LEGAL DOCUMENT. All relevant fields must be completed accurately.

Page : | Of

Section A — Required Client Information:

Company:	GA Power
Address:	Atlanta, GA
Email To:	
Phone:	Fax:
Requested Due Date:	

Section B — Required Project Information:

Report To:	SCS Contacts
Copy To:	Arcadis Contacts
Purchase Order #:	
Project Name:	Plant Yates AMA-R6
Project Number:	

Section C — Invoice Information:

Attention:	Southern Co.
Company Name:	
Address:	
Pace Quote:	
Pace Project Manager:	Nicole D'Oleo
Pace Profile #:	10840

Regulatory Agency	
State / Location	Georgia

MATRIX CODE: Drinking Water DW; Water WT; Waste Water WW; Product P; Soil/Solid SL; Oil OL; Wipe WP; Air AR; Other OT; Tissue TS

ITEM #	SAMPLE ID (One Character per box. (A-Z, 0-9 / , -) Sample Ids must be unique)	MATRIX CODE (see valid codes to left)	SAMPLE TYPE (G=GRAB C=COMP)	COLLECTED START DATE	COLLECTED START TIME	COLLECTED END DATE	COLLECTED END TIME	SAMPLE TEMP AT COLLECTION	# OF CONTAINERS	Preservatives: Unpreserved	H2SO4	HNO3	HCl	NaOH	Na2S2O3	Methanol	Other	Analyses Test Y/N	App III/IV Metals	Cl, F, SO4	TDS (2540C)	RAD 9315/9320	Residual Chlorine (Y/N)	
1	~~YGWC-23S~~	WT	G			–	–		5	2		3							X	X	X	X		pH:
2	~~YGWC-24BA~~	WT	G			–	–		5	2		3							X	X	X	X		pH:
3	~~AMA-DUP-1~~	WT	G			–	–		5	2		3							X	X	X	X		pH:
4	~~YGWC-36A~~	WT	G			–	–		5	2		3							X	X	X	X		pH:
5	~~YGWC-49~~	WT	G			–	–		5	2		3							X	X	X	X		pH:
6	~~YGWC-38~~	WT	G			–	–		5	2		3							X	X	X	X		pH:
7	~~YGWC-4T~~	WT	G			–	–		5	2		3							X	X	X	X		pH:
8	~~AMA-DUP-2~~	WT	G			–	–		5	2		3							X	X	X	X		pH:
9	~~YGWC-42~~	WT	G			–	–		5	2		3							X	X	X	X		pH:
10	YGWC-43	WT	G	2/8/22	10:20	–	–		5	2		3							X	X	X	X		pH: 5.82
11	~~YAMW-2~~	WT	G			–	–		5	2		3							X	X	X	X		pH:
12	~~YAMW-3~~	WT	G			–	–		5	2		3							X	X	X	X		pH:

ADDITIONAL COMMENTS	RELINQUISHED BY / AFFILIATION	DATE	TIME	ACCEPTED BY / AFFILIATION	DATE	TIME	SAMPLE CONDITIONS
Anions Suite 300.0 (Cl, F, Sulfate)	Jessica Ware /Arcadis	2/9/22	0827		2/9/22	0827	
App III Metals: Boron 6020B, Ca 6010D		2/9/22	1018		2/9	10:18	
App IV: Metals 6020B: Antimony (Sb), Arsenic (As), Barium (Ba), Beryllium (Be), Cadmium (Cd), Chromium (Cr), Cobalt (Co), Lead (Pb), Lithium (Li), Molybdenum (Mo), Selenium (Se) 7040A: Mercury (Hg)							

SAMPLER NAME AND SIGNATURE			TEMP in C	Received on Ice (Y/N)	Custody Sealed Cooler (Y/N)	Samples Intact (Y/N)
PRINT Name of SAMPLER:	Jessica Ware					
SIGNATURE of SAMPLER:	Jessica Ware	DATE Signed: 2/9/22				

Section A Required Client Information:		Section B Required Project Information:		Section C Invoice Information:			
Company:	GA Power	Report To:	SCS Contacts	Attention:	Southern Co.	Page : 1	Of 1
Address:	Atlanta, GA	Copy To:	Arcadis Contacts	Company Name:			
				Address:		Regulatory Agency	
Email To:		Purchase Order #:		Pace Quote:			
Phone:	Fax:	Project Name:	Plant Yates AMA-R6	Pace Project Manager:		State / Location	
Requested Due Date:		Project Number:		Pace Profile #:	10840	Georgia	

Requested Analysis Filtered (Y/N)

ITEM #	SAMPLE ID One Character per box. (A-Z, 0-9 / , -) Sample Ids must be unique	MATRIX CODE (see valid codes to left)	SAMPLE TYPE (G=GRAB C=COMP)	COLLECTED START DATE	COLLECTED START TIME	COLLECTED END DATE	COLLECTED END TIME	SAMPLE TEMP AT COLLECTION	# OF CONTAINERS	Preservatives: Unpreserved	H2SO4	HNO3	HCl	NaOH	Na2S2O3	Methanol	Other	Analyses Test Y/N	App III/IV Metals	Cl, F, SO4	TDS (2540C)	RAD 9315/9320	Residual Chlorine (Y/N)
1	AMA-EB-1	WT	G	2/9/22	1530	–	–		5	2		3							X	X	X	X	
2	AMA-EB-2	WT	G			–	–		5	2		3							X	X	X	X	
3	AMA-FB-1	WT	G			–	–		5	2		3							X	X	X	X	
4	AMA-FB-2	WT	G			–	–		5	2		3							X	X	X	X	
5																							
6																							
7																							
8																							
9																							
10																							
11																							
12																							

ADDITIONAL COMMENTS	RELINQUISHED BY / AFFILIATION	DATE	TIME	ACCEPTED BY / AFFILIATION	DATE	TIME	SAMPLE CONDITIONS
Anions Suite 300.0 (Cl, F, Sulfate)	/Arcadis	2/9/22	0825	Arcadis	2/9/22	0825	
App III Metals: Boron 6020B, Ca 6010D	Arcadis	2/9/22	1018		2/9	1018	
App IV Metals 6020B: Antimony (Sb), Arsenic (As), Barium (Ba), Beryllium (Be), Cadmium (Cd), Chromium (Cr), Cobalt (Co), Lead (Pb), Lithium (Li), Molybdenum (Mo), Selenium (Se) 7040A: Mercury (Hg)							

SAMPLER NAME AND SIGNATURE

PRINT Name of SAMPLER: Kim Ludszynski

SIGNATURE of SAMPLER: Kim Ludszynski

DATE Signed: 2/9/22

TEMP in C	Received on Ice (Y/N)	Custody Sealed Cooler (Y/N)	Samples Intact (Y/N)

CHAIN-OF-CUSTODY / Analytical Request Document

The Chain-of-Custody is a LEGAL DOCUMENT. All relevant fields must be completed accurately.

Page : 1 Of 2

Section A Required Client Information:		Section B Required Project Information:		Section C Invoice Information:	
Company:	GA Power	Report To:	SCS Contacts	Attention:	Southern Co.
Address:	Atlanta, GA	Copy To:	Arcadis Contacts	Company Name:	
				Address:	
Email To:		Purchase Order #:		Pace Quote:	
Phone:	Fax	Project Name:	Plant Yates AMA-R6	Pace Project Manager:	
Requested Due Date:		Project Number:		Pace Profile #:	10840

Regulatory Agency
State / Location
Georgia

SAMPLE ID
One Character per box.
(A-Z, 0-9 / , -)
Sample Ids must be unique

MATRIX CODE: Drinking Water DW; Water WT; Waste Water WW; Product P; Soil/Solid SL; Oil OL; Wipe WP; Air AR; Other OT; Tissue TS

ITEM #	SAMPLE ID	MATRIX CODE (see valid codes to left)	SAMPLE TYPE (G=GRAB C=COMP)	COLLECTED START DATE	COLLECTED START TIME	COLLECTED END DATE	COLLECTED END TIME	SAMPLE TEMP AT COLLECTION	# OF CONTAINERS	Preservatives: Unpreserved	H2SO4	HNO3	HCl	NaOH	Na2S2O3	Methanol	Other	Analyses Test Y/N	App III/IV Metals	Cl, F, SO4	TDS (2540C)	RAD 9315/9320	Residual Chlorine (Y/N)	
1	YAMW-4	WT	G	2/10/22	1130	--	--		5	2		3							X	X	X	X		pH: 5.22
2	~~YAMW-5~~	WT	G			--	--		5	2		3							X	X	X	X		pH:
3	PZ-37	WT	G	2/10/22	1305	--	--		5	2		3							X	X	X	X		pH: 4.93
4	AMA-DUP-4	WT	G	2/10/22	—	--	--		5	2		3							X	X	X	X		pH: —
5	~~PZ-37D~~	WT	G			--	--		5	2		3							X	X	X	X		pH:
6	PZ-51	WT	G	2/10/22	1810	--	--		5	2		3							X	X	X	X		pH: 11.06
7	~~PZ-52D~~	WT	G						5	2		3							X	X	X	X		pH:
8	~~YAMW-1~~	WT	G			--	--		5	2		3							X	X	X	X		pH:
9	~~PZ-35~~	WT	G			--	--		5	2		3							X	X	X	X		pH:
10						--	--																	
11						--	--																	
12						--	--																	

ADDITIONAL COMMENTS	RELINQUISHED BY / AFFILIATION	DATE	TIME	ACCEPTED BY / AFFILIATION	DATE	TIME	SAMPLE CONDITIONS
Anions Suite 300.0 (Cl, F, Sulfate)	/Arcadis	2/11/22	1445	Kimberly Carson	2/11/22	1445	
App III Metals: Boron 6020B, Ca 6010D	Kimberly Carson /Arcadis	2/11/22	1645		2/11/22	1645	
App IV: Metals 6020B: Antimony (Sb), Arsenic (As), Barium (Ba), Beryllium (Be), Cadmium (Cd), Chromium (Cr), Cobalt (Co), Lead (Pb), Lithium (Li), Molybdenum (Mo), Selenium (Se) 7040A: Mercury (Hg)							

SAMPLER NAME AND SIGNATURE			
PRINT Name of SAMPLER:	Kim Lapszynski		
SIGNATURE of SAMPLER:		DATE Signed:	2/11/22

TEMP in C	Received on Ice (Y/N)	Custody Sealed Cooler (Y/N)	Samples Intact (Y/N)

CHAIN-OF-CUSTODY / Analytical Request Document

The Chain-of-Custody is a LEGAL DOCUMENT. All relevant fields must be completed accurately.

Page : 2 Of 4

Section A Required Client Information:		Section B Required Project Information:		Section C Invoice Information:	
Company:	GA Power	Report To:	SCS Contacts	Attention:	Southern Co.
Address:	Atlanta, GA	Copy To:	Arcadis Contacts	Company Name:	
				Address:	
Email To:		Purchase Order #:		Pace Quote:	
Phone:	Fax	Project Name:	Plant Yates AMA-R6	Pace Project Manager:	
Requested Due Date:		Project Number:		Pace Profile #:	10840

Regulatory Agency

State / Location: Georgia

ITEM #	SAMPLE ID (One Character per box. (A-Z, 0-9 / , -) Sample Ids must be unique)	MATRIX CODE (see valid codes to left)	SAMPLE TYPE (G=GRAB C=COMP)	COLLECTED START DATE	COLLECTED START TIME	COLLECTED END DATE	COLLECTED END TIME	SAMPLE TEMP AT COLLECTION	# OF CONTAINERS	Preservatives: Unpreserved	H2SO4	HNO3	HCl	NaOH	Na2S2O3	Methanol	Other	Analyses Test Y/N	App III/IV Metals	Cl, F, SO4	TDS (2540C)	RAD 9315/9320	Residual Chlorine (Y/N)
1	~~YAMW-4~~	~~WT~~	~~G~~			–	–		~~5~~	~~2~~		~~3~~							~~X~~	~~X~~	~~X~~	~~X~~	pH:
2	YAMW-5	WT	G			–	–		~~5~~	~~2~~		~~3~~							~~X~~	~~X~~	~~X~~	~~X~~	pH:
3	PZ-37	~~WT~~	~~G~~			–	–		5	2		3							X	X	X	X	pH:
4	~~AMA-DUP-4~~	WT	G			–	–		~~5~~	~~2~~		~~3~~							~~X~~	~~X~~	~~X~~	~~X~~	pH:
5	~~PZ-37D~~	WT	G			–	–		~~5~~	~~2~~		~~3~~							~~X~~	~~X~~	~~X~~	~~X~~	pH:
6	~~PZ-51~~	~~WT~~	~~G~~			–	–		~~5~~	~~2~~		~~3~~							~~X~~	~~X~~	~~X~~	~~X~~	pH:
7	~~PZ-52D~~	~~WT~~	~~G~~			–	–		~~5~~	~~2~~		~~3~~							~~X~~	~~X~~	~~X~~	~~X~~	pH:
8	YAMW-1	WT	G	2/10/22	1155	–	–		5	2		3							X	X	X	X	pH: 5.80
9	PZ-35	WT	G	2/10/22	1437	–	–		5	2		3							X	X	X	X	pH: 5.35
10						–	–																
11						–	–																
12						–	–																

ADDITIONAL COMMENTS	RELINQUISHED BY / AFFILIATION	DATE	TIME	ACCEPTED BY / AFFILIATION	DATE	TIME	SAMPLE CONDITIONS
Anions Suite 300.0 (Cl, F, Sulfate)	/Arcadis	2/11/22	1745	Whalt Carson Arcadis	2/11/22	1445	
App III Metals: Boron 6020B, Ca 6010D	Whalt Carson	2/11/22	1645		2/11/22	1645	
App IV: Metals 6020B: Antimony (Sb), Arsenic (As), Barium (Ba), Beryllium (Be), Cadmium (Cd), Chromium (Cr), Cobalt (Co), Lead (Pb), Lithium (Li), Molybdenum (Mo), Selenium (Se) 7040A: Mercury (Hg)							

SAMPLER NAME AND SIGNATURE

PRINT Name of SAMPLER: Mark Cleveland

SIGNATURE of SAMPLER: [signature] DATE Signed: 2/11/22

TEMP in C	Received on Ice (Y/N)	Custody Sealed Cooler (Y/N)	Samples Intact (Y/N)

CHAIN-OF-CUSTODY / Analytical Request Document

The Chain-of-Custody is a LEGAL DOCUMENT. All relevant fields must be completed accurately.

Page : 1 Of 2

Section A Required Client Information:	Section B Required Project Information:	Section C Invoice Information:
Company: GA Power	Report To: SCS Contacts	Attention: Southern Co.
Address: Atlanta, GA	Copy To: Arcadis Contacts	Company Name:
		Address:
Email To:	Purchase Order #:	Pace Quote:
Phone: Fax:	Project Name: Plant Yates AMA-R6	Pace Project Manager:
Requested Due Date:	Project Number:	Pace Profile #: 10840

Regulatory Agency: —

State / Location: Georgia

SAMPLE ID
One Character per box.
(A-Z, 0-9 / , -)
Sample Ids must be unique

MATRIX	CODE
Drinking Water	DW
Water	WT
Waste Water	WW
Product	P
Soil/Solid	SL
Oil	OL
Wipe	WP
Air	AR
Other	OT
Tissue	TS

Requested Analysis Filtered (Y/N)

ITEM #	SAMPLE ID	MATRIX CODE (see valid codes to left)	SAMPLE TYPE (G=GRAB C=COMP)	COLLECTED START DATE	COLLECTED START TIME	COLLECTED END DATE	COLLECTED END TIME	SAMPLE TEMP AT COLLECTION	# OF CONTAINERS	Preservatives: Unpreserved	H2SO4	HNO3	HCl	NaOH	Na2S2O3	Methanol	Other	Analyses Test Y/N	App III/IV Metals	Cl, F, SO4	TDS (2540C)	RAD 9315/9320	Residual Chlorine (Y/N)	
1	YAMW-4	WT	G	2/10/22	1200	--	--		5	2		3						X	X	X	X			pH: 6.10
2	~~YAMW-5~~	WT	G			--	--		5	2		3						X	X	X	X			pH:
3	~~PZ-37~~	WT	G			--	--		5	2		3						X	X	X	X			pH:
4	~~AMA-DUP-4~~	WT	G			--	--		5	2		3						X	X	X	X			pH:
5	~~PZ-37D~~	WT	G			--	--		5	2		3						X	X	X	X			pH:
6	~~PZ-51~~	WT	G			--	--		5	2		3						X	X	X	X			pH:
7	~~PZ-52D~~	WT	G			--	--		5	2		3						X	X	X	X			pH:
8	YAMW-1	WT	G			--	--		5	2		3						X	X	X	X			pH:
9	~~PZ-55~~	WT	G			--	--		5	2		3						X	X	X	X			pH:
10						--	--																	
11						--	--																	
12						--	--																	

ADDITIONAL COMMENTS	RELINQUISHED BY / AFFILIATION	DATE	TIME	ACCEPTED BY / AFFILIATION	DATE	TIME	SAMPLE CONDITIONS
Anions Suite 300.0 (Cl, F, Sulfate)	Jessica Ware /Arcadis	2/11/22	1445	Kendall Carver	2/11/22	1445	
App III Metals: Boron 6020B, Ca 6010D	Kendall Carver	2/11/22	1645	Jessica Ware	2/11/22	1645	
App IV Metals 6020B: Antimony (Sb), Arsenic (As), Barium (Ba), Beryllium (Be), Cadmium (Cd), Chromium (Cr), Cobalt (Co), Lead (Pb), Lithium (Li), Molybdenum (Mo), Selenium (Se) 7040A: Mercury (Hg)							

SAMPLER NAME AND SIGNATURE

PRINT Name of SAMPLER: Jessica Ware

SIGNATURE of SAMPLER: Jessica Ware DATE Signed: 2/10/22

TEMP in C	Received on Ice (Y/N)	Custody Sealed Cooler (Y/N)	Samples Intact (Y/N)

~~CHAIN-OF-CUSTODY / Analytical Request Document~~

The Chain-of-Custody is a LEGAL DOCUMENT. All relevant fields must be completed accurately.

Page : 2 Of 2

Section A Required Client Information:	Section B Required Project Information:	Section C Invoice Information:	
Company: GA Power	Report To: SCS Contacts	Attention: Southern Co.	
Address: Atlanta, GA	Copy To: Arcadis Contacts	Company Name:	
		Address:	Regulatory Agency
Email To:	Purchase Order #:	Pace Quote:	
Phone: Fax	Project Name: Plant Yates AMA-R6	Pace Project Manager: Nicole D'Oleo	State / Location
Requested Due Date:	Project Number:	Pace Profile #: 10840	Georgia

ITEM #	SAMPLE ID One Character per box. (A-Z, 0-9 / , -) Sample Ids must be unique MATRIX CODE: Drinking Water DW; Water WT; Waste Water WW; Product P; Soil/Solid SL; Oil OL; Wipe WP; Air AR; Other OT; Tissue TS	MATRIX CODE (see valid codes to left)	SAMPLE TYPE (G=GRAB C=COMP)	COLLECTED START DATE	COLLECTED START TIME	COLLECTED END DATE	COLLECTED END TIME	SAMPLE TEMP AT COLLECTION	# OF CONTAINERS	Preservatives: Unpreserved	H2SO4	HNO3	HCl	NaOH	Na2S2O3	Methanol	Other	Analyses Test Y/N	App III/IV Metals	Cl, F, SO4	TDS (2540C)	RAD 9315/9320	Residual Chlorine (Y/N)	
1	YGWC-23S	WT	G	2/10/22	1510	--	--		5	2		3						X	X	X	X		pH: 5.51
2	~~YGWC-24SA~~	WT	G			--	--		5	2		3						X	X	X	X		pH:
3	~~AMA-DUP-1~~	WT	G			--	--		5	2		3						X	X	X	X		pH:
4	~~YGWC-36A~~	WT	G			--	--		5	2		3						X	X	X	X		pH:
5	~~YGWC-49~~	WT	G			--	--		5	2		3						X	X	X	X		pH:
6	YGWC-38	WT	G	2/10/22	0950	--	--		5	2		3						X	X	X	X		pH: 4.85
7	~~YGWC-41~~	WT	G			--	--		5	2		3						X	X	X	X		pH:
8	~~AMA-DUP-2~~	WT	G			--	--		5	2		3						X	X	X	X		pH:
9	YGWC-42	WT	G	2/10/22	1635	--	--		5	2		3						X	X	X	X		pH: 5.57
10	~~YGWC-43~~	WT	G			--	--		5	2		3						X	X	X	X		pH:
11	~~YAMW-2~~	WT	G			--	--		5	2		3						X	X	X	X		pH:
12	~~YAMW-2~~	WT	G			--	--		5	2		3						X	X	X	X		pH:

ADDITIONAL COMMENTS	RELINQUISHED BY / AFFILIATION	DATE	TIME	ACCEPTED BY / AFFILIATION	DATE	TIME	SAMPLE CONDITIONS
Anions Suite 300.0 (Cl, F, Sulfate)	/Arcadis	2/11/22	1445	Khalil Carter	2/11/22	1445	
App III Metals: Boron 6020B, Ca 6010D	Khalil Carter/Arcadis	2/11/22	1645		2/11/22	1645	
App IV: Metals 6020B: Antimony (Sb), Arsenic (As), Barium (Ba), Beryllium (Be), Cadmium (Cd), Chromium (Cr), Cobalt (Co), Lead (Pb), Lithium (Li), Molybdenum (Mo), Selenium (Se) 7040A: Mercury (Hg)							

SAMPLER NAME AND SIGNATURE			TEMP in C	Received on Ice (Y/N)	Custody Sealed Cooler (Y/N)	Samples Intact (Y/N)
PRINT Name of SAMPLER: Kim Lapszynski						
SIGNATURE of SAMPLER:	DATE Signed: 2/11/22					

CHAIN-OF-CUSTODY / Analytical Request Document

The Chain-of-Custody is a LEGAL DOCUMENT. All relevant fields must be completed accurately.

Page : 2 Of 3 5

Section A – Required Client Information:		Section B – Required Project Information:		Section C – Invoice Information:	
Company:	GA Power	Report To:	SCS Contacts	Attention:	Southern Co.
Address:	Atlanta, GA	Copy To:	Arcadis Contacts	Company Name:	
				Address:	
Email To:		Purchase Order #:		Pace Quote:	
Phone:	Fax	Project Name:	Plant Yates AMA-R6	Pace Project Manager:	Nicole D'Oleo
Requested Due Date:		Project Number:		Pace Profile #:	10840

Regulatory Agency: —
State / Location: Georgia

MATRIX CODE: Drinking Water DW; Water WT; Waste Water WW; Product P; Soil/Solid SL; Oil OL; Wipe WP; Air AR; Other OT; Tissue TS

ITEM #	SAMPLE ID (One Character per box. (A-Z, 0-9 / , -) Sample Ids must be unique)	MATRIX CODE (see valid codes to left)	SAMPLE TYPE (G=GRAB C=COMP)	COLLECTED START DATE	COLLECTED START TIME	COLLECTED END DATE	COLLECTED END TIME	SAMPLE TEMP AT COLLECTION	# OF CONTAINERS	Preservatives: Unpreserved	H2SO4	HNO3	HCl	NaOH	Na2S2O3	Methanol	Other	Analyses Test Y/N	App III/IV Metals	Cl, F, SO4	TDS (2540C)	RAD 9315/9320	Residual Chlorine (Y/N)	
1	~~YGWC-23S~~	WT	G			--	--		~~5~~	~~2~~		~~3~~						X	X	X	X			pH:
2	YGWC-24SA	WT	G	02/10/21	1440	--	--		5	2		3						X	X	X	X			pH: 4.66
3	AMA-DUP-1	WT	G	02/11/21		--	--		5	2		3						X	X	X	X			pH:
4	~~YGWC-36A~~	WT	G			--	--		~~5~~	~~2~~		~~3~~						X	X	X	X			pH:
5	~~YGWC-49~~	WT	G			--	--		~~5~~	~~2~~		~~3~~						X	X	X	X			pH:
6	~~YGWC-38~~	WT	G			--	--		~~5~~	~~2~~		~~3~~						X	X	X	X			pH:
7	~~YGWC-41~~	WT	G			--	--		~~5~~	~~2~~		~~3~~						X	X	X	X			pH:
8	~~AMA-DUP-2~~	WT	G			--	--		~~5~~	~~2~~		~~3~~						X	X	X	X			pH:
9	~~YGWC-42~~	WT	G			--	--		5	2		3						X	X	X	X			pH:
10	~~YGWC-43~~	WT	G			--	--		~~5~~	2		3						X	X	X	X			pH:
11	~~YAMW-2~~	WT	G			--	--		~~5~~	~~2~~		~~3~~						X	X	X	X			pH:
12	~~YAMW-3~~	WT	G			--	--		5	2		3						X	X	X	X			pH:

ADDITIONAL COMMENTS	RELINQUISHED BY / AFFILIATION	DATE	TIME	ACCEPTED BY / AFFILIATION	DATE	TIME	SAMPLE CONDITIONS
Anions Suite 300.0 (Cl, F, Sulfate)	Khalil Carter Arcadis	2/11/21	1645		2/11/22	1645	
App III Metals: Boron 6020B, Ca 6010D							
App IV: Metals 6020B: Antimony (Sb), Arsenic (As), Barium (Ba), Beryllium (Be), Cadmium (Cd), Chromium (Cr), Cobalt (Co), Lead (Pb), Lithium (Li), Molybdenum (Mo), Selenium (Se) 7040A: Mercury (Hg)							

SAMPLER NAME AND SIGNATURE			TEMP in C	Received on Ice (Y/N)	Custody Sealed Cooler (Y/N)	Samples Intact (Y/N)
PRINT Name of SAMPLER:	Khalil Carter					
SIGNATURE of SAMPLER:		DATE Signed: 02/10/22				

CHAIN-OF-CUSTODY / Analytical Request Document

The Chain-of-Custody is a LEGAL DOCUMENT. All relevant fields must be completed accurately.

Page : 2 Of 2

Section A Required Client Information:		Section B Required Project Information:		Section C Invoice Information:	
Company:	GA Power	Report To:	SCS Contacts	Attention:	Southern Co.
Address:	Atlanta, GA	Copy To:	Arcadis Contacts	Company Name:	
				Address:	
Email To:		Purchase Order #:		Pace Quote:	
Phone:	Fax	Project Name:	Plant Yates AMA-R6	Pace Project Manager:	Nicole D'Oleo
Requested Due Date:		Project Number:		Pace Profile #:	10840

Regulatory Agency:

State / Location: Georgia

ITEM #	SAMPLE ID (One Character per box. (A-Z, 0-9 / , -) Sample Ids must be unique)	MATRIX CODE (see valid codes to left)	SAMPLE TYPE (G=GRAB C=COMP)	COLLECTED START DATE	COLLECTED START TIME	COLLECTED END DATE	COLLECTED END TIME	SAMPLE TEMP AT COLLECTION	# OF CONTAINERS	Preservatives: Unpreserved	H2SO4	HNO3	HCl	NaOH	Na2S2O3	Methanol	Other	Analyses Test (Y/N)	App III/IV Metals	Cl, F, SO4	TDS (2540C)	RAD 9315/9320	Residual Chlorine (Y/N)	
1	~~YGWC-23S~~	WT	G			--	--		5	2		3							X	X	X	X		pH:
2	~~YGWC-24SA~~	WT	G			--	--		5	2		3							X	X	X	X		pH:
3	~~AMA-DUP-1~~	WT	G			--	--		5	2		3							X	X	X	X		pH:
4	YGWC-36A	WT	G	2/11/22	1119	--	--		5	2		3							X	X	X	X		pH: 5.58
5	~~YGWC-49~~	WT	G			--	--		5	2		3							X	X	X	X		pH:
6	~~YGWC-38~~	WT	G			--	--		5	2		3							X	X	X	X		pH:
7	~~YGWC-41~~	WT	G			--	--		5	2		3							X	X	X	X		pH:
8	~~AMA-DUP-2~~	WT	G			--	--		5	2		3							X	X	X	X		pH:
9	~~YGWC-42~~	WT	G			--	--		5	2		3							X	X	X	X		pH:
10	~~YGWC-43~~	WT	G			--	--		5	2		3							X	X	X	X		pH:
11	YAMW-2	WT	G	2/10/22	0945	--	--		5	2		3							X	X	X	X		pH: 5.64
12	~~YAMW-3~~	WT	G	2/10/22	1535	--	--		5	2		3							X	X	X	X		pH: 5.93

ADDITIONAL COMMENTS	RELINQUISHED BY / AFFILIATION	DATE	TIME	ACCEPTED BY / AFFILIATION	DATE	TIME	SAMPLE CONDITIONS
Anions Suite 300.0 (Cl, F, Sulfate)	Jessica Ware /Arcadis	2/11/22	1445	Khalil Carter/Arcadis	2/11/22	1445	
App III Metals: Boron 6020B, Ca 6010D	Khalil Carter	2/11/22	1645	[illegible]	2/11/22	1645	
App IV: Metals 6020B: Antimony (Sb), Arsenic (As), Barium (Ba), Beryllium (Be), Cadmium (Cd), Chromium (Cr), Cobalt (Co), Lead (Pb), Lithium (Li), Molybdenum (Mo), Selenium (Se) 7040A: Mercury (Hg)							

SAMPLER NAME AND SIGNATURE

PRINT Name of SAMPLER: Jessica Ware

SIGNATURE of SAMPLER: Jessica Ware

DATE Signed: 2/10/22

TEMP in C | Received on Ice (Y/N) | Custody Sealed Cooler (Y/N) | Samples Intact (Y/N)

Page: 3 of 4

Section A	Section B	Section C
Required Client Information:	Required Project Information:	Invoice Information:
Company: GA Power	Report To: SCS Contacts	Attention: Southern Co.
Address: Atlanta, GA	Copy To: Arcadis Contacts	Company Name:
		Address:
Email To:	Purchase Order #:	Pace Quote:
Phone: Fax:	Project Name: Plant Yates AMA-R6	Pace Project Manager:
Requested Due Date:	Project Number:	Pace Profile #: 10840

Regulatory Agency
State / Location
Georgia

Requested Analysis Filtered (Y/N)

ITEM #	SAMPLE ID (One Character per box. (A-Z, 0-9 / , -) Sample Ids must be unique)	MATRIX CODE (see valid codes to left)	SAMPLE TYPE (G=GRAB C=COMP)	COLLECTED START DATE	COLLECTED START TIME	COLLECTED END DATE	COLLECTED END TIME	SAMPLE TEMP AT COLLECTION	# OF CONTAINERS	Preservatives: Unpreserved	H2SO4	HNO3	HCl	NaOH	Na2S2O3	Methanol	Other	Analyses Test Y/N	App III/IV Metals	Cl, F, SO4	TDS (2540C)	RAD 9315/9320	Residual Chlorine (Y/N)	
1	~~AMA-EB-1~~	~~WT~~	~~G~~			–	–		5	2		3							X	X	X	X		
2	AMA-EB-2	WT	G	2/10/22	1246	–	–		5	2		3							X	X	X	X		MC
3	AMA-FB-1	WT	G	2/10/22	1502	–	–		5	2		3							X	X	X	X		KL
4	AMA-FB-2	WT	G	2/10/22	1600	–	–		5	2		3							X	X	X	X		MC
5																									
6																									
7																									
8																									
9																									
10																									
11																									
12																									

ADDITIONAL COMMENTS	RELINQUISHED BY / AFFILIATION	DATE	TIME	ACCEPTED BY / AFFILIATION	DATE	TIME	SAMPLE CONDITIONS
Anions Suite 300.0 (Cl, F, Sulfate)	/Arcadis	2/11/22	1445	Rhett Carson	2/11/22	1448	
App III Metals: Boron 6020B, Ca 6010D	Rhett Carson	2/11/22	1644		2/11/22	1645	
App IV: Metals 6020B: Antimony (Sb), Arsenic (As), Barium (Ba), Beryllium (Be), Cadmium (Cd), Chromium (Cr), Cobalt (Co), Lead (Pb), Lithium (Li), Molybdenum (Mo), Selenium (Se) 7040A: Mercury (Hg)							

SAMPLER NAME AND SIGNATURE			TEMP in C	Received on Ice (Y/N)	Custody Sealed Cooler (Y/N)	Samples Intact (Y/N)
PRINT Name of SAMPLER:	Mark Chester					
SIGNATURE of SAMPLER:		DATE Signed: 2/11/22				

CHAIN-OF-CUSTODY / Analytical Request Document

The Chain-of-Custody is a LEGAL DOCUMENT. All relevant fields must be completed accurately

Page : Of

Section A Required Client Information:		Section B Required Project Information:		Section C Invoice Information:	
Company:	GA Power	Report To:	SCS Contacts	Attention:	Southern Co.
Address:	Atlanta GA	Copy To:	Arcadis Contacts	Company Name:	
				Address:	
Email To:		Purchase Order #:		Pace Quote:	
Phone:	Fax	Project Name:	Plant Yates AMA-R6	Pace Project Manager:	
Requested Due Date		Project Number:		Pace Profile #:	10840

Regulatory Agency:

State / Location: Georgia

ITEM #	SAMPLE ID (One Character per box. (A-Z, 0-9 / , -) Sample Ids must be unique)	MATRIX CODE (see valid codes to left)	SAMPLE TYPE (G=GRAB C=COMP)	COLLECTED START DATE	COLLECTED START TIME	COLLECTED END DATE	COLLECTED END TIME	SAMPLE TEMP AT COLLECTION	# OF CONTAINERS	Preservatives: Unpreserved	H2SO4	HNO3	HCl	NaOH	Na2S2O3	Methanol	Other	Analyses Test Y/N	App III/IV Metals	Cl, F, SO4	TDS (2540C)	RAD 9315/9320	Residual Chlorine (Y/N)	
	MATRIX: Drinking Water DW; Water WT; Waste Water WW; Product P; Soil/Solid SL; Oil OL; Wipe WP; Air AR; Other OT; Tissue TS																							
1	~~YAMW-4~~	WT	G			--	--		~~5~~	~~2~~		~~3~~							X	X	X	X		pH:
2	~~YAMW-5~~	WT	G			--	--		~~5~~	~~2~~		~~3~~							X	X	X	X		pH:
3	~~PZ-37~~	WT	G			--	--		~~5~~	~~2~~		~~3~~							X	X	X	X		pH:
4	~~AMA-DUP-4~~	WT	G			--	--		~~5~~	~~2~~		~~3~~							X	X	X	X		pH:
5	PZ-37D	WT	G	2/11/22	1635	--	--		5	2		3							X	X	X	X		pH: 7.84
6	~~PZ-51~~	WT	G			--	--		~~5~~	~~2~~		~~3~~							X	X	X	X		pH:
7	~~PZ-52D~~	WT	G			--	--		~~5~~	~~2~~		~~3~~							X	X	X	X		pH:
8	~~YAMW-1~~	WT	G			--	--		~~5~~	~~2~~		~~3~~							X	X	X	X		pH:
9	~~PZ-35~~	WT	G			--	--		~~5~~	~~2~~		~~3~~							X	X	X	X		pH:
10	~~—~~					--	--																	
11	~~—~~					--	--																	
12	~~—~~					--	--																	

ADDITIONAL COMMENTS	RELINQUISHED BY / AFFILIATION	DATE	TIME	ACCEPTED BY / AFFILIATION	DATE	TIME	SAMPLE CONDITIONS
Anions Suite 300.0 (Cl, F, Sulfate)	Jessica Ware / Arcadis	2/14/22	1325	Charles Parker	2/14/22	1325	
App III Metals: Boron 6020B, Ca 6010D							
App IV Metals 6020B: Antimony (Sb), Arsenic (As), Barium (Ba), Beryllium (Be), Cadmium (Cd), Chromium (Cr), Cobalt (Co), Lead (Pb), Lithium (Li), Molybdenum (Mo), Selenium (Se) 7040A: Mercury (Hg)							

SAMPLER NAME AND SIGNATURE			TEMP in C	Received on Ice (Y/N)	Custody Sealed Cooler (Y/N)	Samples Intact (Y/N)
PRINT Name of SAMPLER:	Jessica Ware					
SIGNATURE of SAMPLER:	Jessica Ware	DATE Signed: 2/11/22				

CHAIN-OF-CUSTODY / Analytical Request Document

The Chain-of-Custody is a LEGAL DOCUMENT. All relevant fields must be completed accurately.

Page : Of

Section A Required Client Information:		Section B Required Project Information:		Section C Invoice Information:	
Company:	GA Power	Report To:	SCS Contacts	Attention:	Southern Co
Address:	Atlanta, GA	Copy To:	Arcadis Contacts	Company Name:	
				Address:	
Email To:		Purchase Order #:		Pace Quote:	
Phone:	Fax:	Project Name:	Plant Yates AMA-R6	Pace Project Manager:	
Requested Due Date:		Project Number:		Pace Profile #:	10840

Regulatory Agency:

State / Location: Georgia

ITEM #	SAMPLE ID (One Character per box. (A-Z, 0-9 / , -) Sample Ids must be unique)	MATRIX CODE (see valid codes to left)	SAMPLE TYPE (G=GRAB C=COMP)	COLLECTED START DATE	COLLECTED START TIME	COLLECTED END DATE	COLLECTED END TIME	SAMPLE TEMP AT COLLECTION	# OF CONTAINERS	Unpreserved	H2SO4	HNO3	HCl	NaOH	Na2S2O3	Methanol	Other	Analyses Test Y/N	App III/IV Metals	Cl, F, SO4	TDS (2540C)	RAD 9315/9320	Residual Chlorine (Y/N)	
1	~~YAMW-4~~	WT	G			--	--		~~5~~	~~2~~		~~3~~							X	X	X	X		pH:
2	~~YAMW-5~~	WT	G			--	--		~~5~~	~~2~~		~~3~~							X	X	X	X		pH:
3	~~PZ-37~~	WT	G			--	--		~~5~~	~~2~~		~~3~~							X	X	X	X		pH:
4	~~AMA-DUP-4~~	WT	G			--	--		~~5~~	~~2~~		~~3~~							X	X	X	X		pH:
5	~~PZ-37D~~	WT	G			--	--		~~5~~	~~2~~		~~3~~							X	X	X	X		pH:
6	~~PZ-51~~	WT	G			--	--		~~5~~	~~2~~		~~3~~							X	X	X	X		pH:
7	PZ-52D	WT	G	2/11/22	1400	--	--		5	2		3							X	X	X	X		pH: 6.40
8	~~YAMW-1~~	WT	G			--	--		~~5~~	~~2~~		~~3~~							X	X	X	X		pH:
9	PZ-35	WT	G			--	--		~~5~~	~~2~~		~~3~~							X	X	X	X		pH:
10						--	--																	
11						--	--																	
12						--	--																	

ADDITIONAL COMMENTS	RELINQUISHED BY / AFFILIATION	DATE	TIME	ACCEPTED BY / AFFILIATION	DATE	TIME	SAMPLE CONDITIONS
Anions Suite 300.0 (Cl, F, Sulfate)	[signature] /Arcadis	2/11/22	1314	[signature] Arcadis	2/11/22	1314	
App III Metals: Boron 6020B, Ca 6010D	[signature]	2/14/22	1325	[signature]	2/11/22	1325	
App IV: Metals 6020B: Antimony (Sb), Arsenic (As), Barium (Ba), Beryllium (Be), Cadmium (Cd), Chromium (Cr), Cobalt (Co), Lead (Pb), Lithium (Li), Molybdenum (Mo), Selenium (Se) 7040A: Mercury (Hg)							

SAMPLER NAME AND SIGNATURE

PRINT Name of SAMPLER: Kim Lepszynski

SIGNATURE of SAMPLER: [signature]

DATE Signed: 2/11/22

TEMP in C | Received on Ice (Y/N) | Custody Sealed Cooler (Y/N) | Samples Intact (Y/N)

SDG	Sample ID	Method	Analyte	Result	Units	Validation Qualifier	Reason for Validation Qualifier
92587080	No qualifiers assigned						

Pace Analytical Services, LLC
110 Technology Parkway
Peachtree Corners, GA 30092
(770)734-4200

April 12, 2022

Ms. Lauren Petty
Southern Company
42 Inverness Center Parkway
Birmingham, AL 35242

RE: Project: YATES AMA-R6 RAD
Pace Project No.: 92587080

Dear Ms. Petty:

Enclosed are the analytical results for sample(s) received by the laboratory between February 09, 2022 and February 14, 2022. The results relate only to the samples included in this report. Results reported herein conform to the applicable TNI/NELAC Standards and the laboratory's Quality Manual, where applicable, unless otherwise noted in the body of the report.

The test results provided in this final report were generated by each of the following laboratories within the Pace Network:

- Pace Analytical Services - Greensburg

If you have any questions concerning this report, please feel free to contact me.

Sincerely,

Nicole D'Oleo

Nicole D'Oleo
nicole.d'oleo@pacelabs.com
(704)875-9092
Project Manager

Enclosures

cc: Joju Abraham, Georgia Power-CCR
Lauren Coker, Georgia Pwer
Geoffrey Gay, ARCADIS - Atlanta
Kristen Jurinko
Kelley Sharpe, ARCADIS - Atlanta
Alex Simpson, Arcadis
Becky Steever, Arcadis
Albert Zumbuhl, Arcadis

REPORT OF LABORATORY ANALYSIS

This report shall not be reproduced, except in full,
without the written consent of Pace Analytical Services, LLC.

Pace Analytical Services, LLC
110 Technology Parkway
Peachtree Corners, GA 30092
(770)734-4200

CERTIFICATIONS

Project: YATES AMA-R6 RAD
Pace Project No.: 92587080

Pace Analytical Services Pennsylvania
1638 Roseytown Rd Suites 2,3&4, Greensburg, PA 15601
ANAB DOD-ELAP Rad Accreditation #: L2417
Alabama Certification #: 41590
Arizona Certification #: AZ0734
Arkansas Certification
California Certification #: 04222CA
Colorado Certification #: PA01547
Connecticut Certification #: PH-0694
Delaware Certification
EPA Region 4 DW Rad
Florida/TNI Certification #: E87683
Georgia Certification #: C040
Florida: Cert E871149 SEKS WET
Guam Certification
Hawaii Certification
Idaho Certification
Illinois Certification
Indiana Certification
Iowa Certification #: 391
Kansas/TNI Certification #: E-10358
Kentucky Certification #: KY90133
KY WW Permit #: KY0098221
KY WW Permit #: KY0000221
Louisiana DHH/TNI Certification #: LA180012
Louisiana DEQ/TNI Certification #: 4086
Maine Certification #: 2017020
Maryland Certification #: 308
Massachusetts Certification #: M-PA1457
Michigan/PADEP Certification #: 9991
Missouri Certification #: 235
Montana Certification #: Cert0082
Nebraska Certification #: NE-OS-29-14
Nevada Certification #: PA014572018-1
New Hampshire/TNI Certification #: 297617
New Jersey/TNI Certification #: PA051
New Mexico Certification #: PA01457
New York/TNI Certification #: 10888
North Carolina Certification #: 42706
North Dakota Certification #: R-190
Ohio EPA Rad Approval: #41249
Oregon/TNI Certification #: PA200002-010
Pennsylvania/TNI Certification #: 65-00282
Puerto Rico Certification #: PA01457
Rhode Island Certification #: 65-00282
South Dakota Certification
Tennessee Certification #: 02867
Texas/TNI Certification #: T104704188-17-3
Utah/TNI Certification #: PA014572017-9
USDA Soil Permit #: P330-17-00091
Vermont Dept. of Health: ID# VT-0282
Virgin Island/PADEP Certification
Virginia/VELAP Certification #: 460198
Washington Certification #: C868
West Virginia DEP Certification #: 143
West Virginia DHHR Certification #: 9964C
Wisconsin Approve List for Rad
Wyoming Certification #: 8TMS-L

This report shall not be reproduced, except in full,
without the written consent of Pace Analytical Services, LLC.

Pace Analytical Services, LLC
110 Technology Parkway
Peachtree Corners, GA 30092
(770)734-4200

SAMPLE SUMMARY

Project: YATES AMA-R6 RAD
Pace Project No.: 92587080

Lab ID	Sample ID	Matrix	Date Collected	Date Received
92587080001	**YGWC-49**	Water	02/08/22 18:00	02/09/22 10:18
92587080002	**YGWC-41**	Water	02/08/22 16:20	02/09/22 10:18
92587080003	**AMA-DUP-2**	Water	02/08/22 00:00	02/09/22 10:18
92587080004	**YGWC-43**	Water	02/08/22 10:20	02/09/22 10:18
92587080005	**AMA-EB-1**	Water	02/08/22 18:36	02/09/22 10:18
92587080006	**YAMW-5**	Water	02/10/22 11:30	02/11/22 16:45
92587080007	**PZ-37**	Water	02/10/22 13:05	02/11/22 16:45
92587080008	**AMA-DUP-4**	Water	02/10/22 00:00	02/11/22 16:45
92587080009	**PZ-51**	Water	02/10/22 18:10	02/11/22 16:45
92587080010	**YAMW-1**	Water	02/10/22 11:55	02/11/22 16:45
92587080011	**PZ-35**	Water	02/10/22 14:37	02/11/22 16:45
92587080012	**YAMW-4**	Water	02/10/22 12:00	02/11/22 16:45
92587080013	**YGWC-23S**	Water	02/10/22 15:10	02/11/22 16:45
92587080014	**YGWC-38**	Water	02/10/22 09:50	02/11/22 16:45
92587080015	**YGWC-42**	Water	02/10/22 16:35	02/11/22 16:45
92587080016	**YGWC-24SA**	Water	02/10/22 14:40	02/11/22 16:45
92587080017	**AMA-DUP-1**	Water	02/10/22 00:00	02/11/22 16:45
92587080018	**YGWC-36A**	Water	02/11/22 11:19	02/11/22 16:45
92587080019	**YAMW-2**	Water	02/10/22 09:45	02/11/22 16:45
92587080020	**YAMW-3**	Water	02/10/22 15:35	02/11/22 16:45
92587080021	**AMA-EB-2**	Water	02/10/22 12:46	02/11/22 16:45
92587080022	**AMA-FB-1**	Water	02/10/22 15:02	02/11/22 16:45
92587080023	**AMA-FB-2**	Water	02/10/22 16:00	02/11/22 16:45
92587080024	**PZ-37D**	Water	02/11/22 16:35	02/14/22 13:25
92587080025	**PZ-52D**	Water	02/11/22 14:00	02/14/22 13:25

This report shall not be reproduced, except in full,
without the written consent of Pace Analytical Services, LLC.

Pace Analytical Services, LLC
110 Technology Parkway
Peachtree Corners, GA 30092
(770)734-4200

SAMPLE ANALYTE COUNT

Project: YATES AMA-R6 RAD
Pace Project No.: 92587080

Lab ID	Sample ID	Method	Analysts	Analytes Reported	Laboratory
92587080001	**YGWC-49**	EPA 9315	JC2	1	PASI-PA
		EPA 9320	VAL	1	PASI-PA
		Total Radium Calculation	JAL	1	PASI-PA
92587080002	**YGWC-41**	EPA 9315	JC2	1	PASI-PA
		EPA 9320	VAL	1	PASI-PA
		Total Radium Calculation	JAL	1	PASI-PA
92587080003	**AMA-DUP-2**	EPA 9315	JC2	1	PASI-PA
		EPA 9320	VAL	1	PASI-PA
		Total Radium Calculation	JAL	1	PASI-PA
92587080004	**YGWC-43**	EPA 9315	JC2	1	PASI-PA
		EPA 9320	VAL	1	PASI-PA
		Total Radium Calculation	JAL	1	PASI-PA
92587080005	**AMA-EB-1**	EPA 9315	JC2	1	PASI-PA
		EPA 9320	VAL	1	PASI-PA
		Total Radium Calculation	JAL	1	PASI-PA
92587080006	**YAMW-5**	EPA 9315	JC2	1	PASI-PA
		EPA 9320	VAL	1	PASI-PA
		Total Radium Calculation	JAL	1	PASI-PA
92587080007	**PZ-37**	EPA 9315	JC2	1	PASI-PA
		EPA 9320	VAL	1	PASI-PA
		Total Radium Calculation	JAL	1	PASI-PA
92587080008	**AMA-DUP-4**	EPA 9315	JC2	1	PASI-PA
		EPA 9320	VAL	1	PASI-PA
		Total Radium Calculation	JAL	1	PASI-PA
92587080009	**PZ-51**	EPA 9315	JC2	1	PASI-PA
		EPA 9320	VAL	1	PASI-PA
		Total Radium Calculation	JAL	1	PASI-PA
92587080010	**YAMW-1**	EPA 9315	JC2	1	PASI-PA
		EPA 9320	VAL	1	PASI-PA
		Total Radium Calculation	JAL	1	PASI-PA
92587080011	**PZ-35**	EPA 9315	JC2	1	PASI-PA
		EPA 9320	VAL	1	PASI-PA
		Total Radium Calculation	JAL	1	PASI-PA
92587080012	**YAMW-4**	EPA 9315	JC2	1	PASI-PA
		EPA 9320	VAL	1	PASI-PA
		Total Radium Calculation	JAL	1	PASI-PA
92587080013	**YGWC-23S**	EPA 9315	JC2	1	PASI-PA

This report shall not be reproduced, except in full,
without the written consent of Pace Analytical Services, LLC.

Pace Analytical Services, LLC
110 Technology Parkway
Peachtree Corners, GA 30092
(770)734-4200

SAMPLE ANALYTE COUNT

Project: YATES AMA-R6 RAD
Pace Project No.: 92587080

Lab ID	Sample ID	Method	Analysts	Analytes Reported	Laboratory
		EPA 9320	JSM	1	PASI-PA
		Total Radium Calculation	JAL	1	PASI-PA
92587080014	**YGWC-38**	EPA 9315	JC2	1	PASI-PA
		EPA 9320	JSM	1	PASI-PA
		Total Radium Calculation	JAL	1	PASI-PA
92587080015	**YGWC-42**	EPA 9315	JC2	1	PASI-PA
		EPA 9320	JSM	1	PASI-PA
		Total Radium Calculation	JAL	1	PASI-PA
92587080016	**YGWC-24SA**	EPA 9315	JC2	1	PASI-PA
		EPA 9320	JSM	1	PASI-PA
		Total Radium Calculation	JAL	1	PASI-PA
92587080017	**AMA-DUP-1**	EPA 9315	JC2	1	PASI-PA
		EPA 9320	JSM	1	PASI-PA
		Total Radium Calculation	JAL	1	PASI-PA
92587080018	**YGWC-36A**	EPA 9315	JC2	1	PASI-PA
		EPA 9320	JSM	1	PASI-PA
		Total Radium Calculation	JAL	1	PASI-PA
92587080019	**YAMW-2**	EPA 9315	JC2	1	PASI-PA
		EPA 9320	JSM	1	PASI-PA
		Total Radium Calculation	JAL	1	PASI-PA
92587080020	**YAMW-3**	EPA 9315	JC2	1	PASI-PA
		EPA 9320	JSM	1	PASI-PA
		Total Radium Calculation	JAL	1	PASI-PA
92587080021	**AMA-EB-2**	EPA 9315	JC2	1	PASI-PA
		EPA 9320	JSM	1	PASI-PA
		Total Radium Calculation	JAL	1	PASI-PA
92587080022	**AMA-FB-1**	EPA 9315	JC2	1	PASI-PA
		EPA 9320	JSM	1	PASI-PA
		Total Radium Calculation	JAL	1	PASI-PA
92587080023	**AMA-FB-2**	EPA 9315	JC2	1	PASI-PA
		EPA 9320	JSM	1	PASI-PA
		Total Radium Calculation	JAL	1	PASI-PA
92587080024	**PZ-37D**	EPA 9315	JC2	1	PASI-PA
		EPA 9320	JSM	1	PASI-PA
		Total Radium Calculation	JAL	1	PASI-PA
92587080025	**PZ-52D**	EPA 9315	JC2	1	PASI-PA
		EPA 9320	JSM	1	PASI-PA

This report shall not be reproduced, except in full,
without the written consent of Pace Analytical Services, LLC.

Pace Analytical Services, LLC
110 Technology Parkway
Peachtree Corners, GA 30092
(770)734-4200

SAMPLE ANALYTE COUNT

Project: YATES AMA-R6 RAD
Pace Project No.: 92587080

Lab ID	Sample ID	Method	Analysts	Analytes Reported	Laboratory
		Total Radium Calculation	JAL	1	PASI-PA

PASI-PA = Pace Analytical Services - Greensburg

REPORT OF LABORATORY ANALYSIS

This report shall not be reproduced, except in full,
without the written consent of Pace Analytical Services, LLC.

Pace Analytical Services, LLC
110 Technology Parkway
Peachtree Corners, GA 30092
(770)734-4200

SUMMARY OF DETECTION

Project: YATES AMA-R6 RAD
Pace Project No.: 92587080

Lab Sample ID / Method	Client Sample ID / Parameters	Result	Units	Report Limit	Analyzed	Qualifiers
92587080001	**YGWC-49**					
EPA 9315	Radium-226	0.201 ± 0.151 (0.252) C:93% T:NA	pCi/L		02/28/22 07:44	
EPA 9320	Radium-228	-0.0391 ± 0.363 (0.851) C:79% T:80%	pCi/L		02/25/22 15:02	
Total Radium Calculation	Total Radium	0.201 ± 0.514 (1.10)	pCi/L		02/28/22 18:24	
92587080002	**YGWC-41**					
EPA 9315	Radium-226	0.0438 ± 0.104 (0.247) C:99% T:NA	pCi/L		02/28/22 07:44	
EPA 9320	Radium-228	0.550 ± 0.383 (0.742) C:82% T:85%	pCi/L		02/25/22 15:02	
Total Radium Calculation	Total Radium	0.594 ± 0.487 (0.989)	pCi/L		02/28/22 18:24	
92587080003	**AMA-DUP-2**					
EPA 9315	Radium-226	0.187 ± 0.143 (0.250) C:102% T:NA	pCi/L		02/28/22 07:44	
EPA 9320	Radium-228	-0.113 ± 0.387 (0.928) C:67% T:78%	pCi/L		02/25/22 15:02	
Total Radium Calculation	Total Radium	0.187 ± 0.530 (1.18)	pCi/L		02/28/22 18:24	
92587080004	**YGWC-43**					
EPA 9315	Radium-226	2.34 ± 0.506 (0.185) C:101% T:NA	pCi/L		02/28/22 07:45	
EPA 9320	Radium-228	0.771 ± 0.380 (0.655) C:84% T:85%	pCi/L		02/25/22 15:02	
Total Radium Calculation	Total Radium	3.11 ± 0.886 (0.840)	pCi/L		02/28/22 18:24	

REPORT OF LABORATORY ANALYSIS

This report shall not be reproduced, except in full,
without the written consent of Pace Analytical Services, LLC.

Pace Analytical Services, LLC
110 Technology Parkway
Peachtree Corners, GA 30092
(770)734-4200

SUMMARY OF DETECTION

Project: YATES AMA-R6 RAD
Pace Project No.: 92587080

Lab Sample ID / Method	Client Sample ID / Parameters	Result	Units	Report Limit	Analyzed	Qualifiers
92587080005	**AMA-EB-1**					
EPA 9315	Radium-226	0.255 ± 0.151 (0.222) C:100% T:NA	pCi/L		02/28/22 07:45	
EPA 9320	Radium-228	0.400 ± 0.404 (0.841) C:85% T:88%	pCi/L		02/25/22 15:03	
Total Radium Calculation	Total Radium	0.655 ± 0.555 (1.06)	pCi/L		02/28/22 18:24	
92587080006	**YAMW-5**					
EPA 9315	Radium-226	0.552 ± 0.189 (0.174) C:92% T:NA	pCi/L		03/21/22 12:32	
EPA 9320	Radium-228	0.698 ± 0.586 (1.17) C:65% T:83%	pCi/L		03/14/22 19:44	
Total Radium Calculation	Total Radium	1.25 ± 0.775 (1.34)	pCi/L		03/22/22 15:20	
92587080007	**PZ-37**					
EPA 9315	Radium-226	0.430 ± 0.179 (0.231) C:94% T:NA	pCi/L		03/21/22 12:38	
EPA 9320	Radium-228	0.380 ± 0.569 (1.23) C:63% T:83%	pCi/L		03/14/22 19:44	
Total Radium Calculation	Total Radium	0.810 ± 0.748 (1.46)	pCi/L		03/22/22 15:20	
92587080008	**AMA-DUP-4**					
EPA 9315	Radium-226	0.583 ± 0.199 (0.179) C:93% T:NA	pCi/L		03/21/22 12:38	
EPA 9320	Radium-228	-0.213 ± 0.705 (1.70) C:60% T:68%	pCi/L		03/14/22 19:44	
Total Radium Calculation	Total Radium	0.583 ± 0.904 (1.88)	pCi/L		03/22/22 15:20	

REPORT OF LABORATORY ANALYSIS

This report shall not be reproduced, except in full,
without the written consent of Pace Analytical Services, LLC.

Pace Analytical Services, LLC
110 Technology Parkway
Peachtree Corners, GA 30092
(770)734-4200

SUMMARY OF DETECTION

Project: YATES AMA-R6 RAD
Pace Project No.: 92587080

Lab Sample ID / Method	Client Sample ID / Parameters	Result	Units	Report Limit	Analyzed	Qualifiers
92587080009	**PZ-51**					
EPA 9315	Radium-226	0.193 ± 0.116 (0.173) C:93% T:NA	pCi/L		03/21/22 12:38	
EPA 9320	Radium-228	0.771 ± 0.736 (1.50) C:60% T:73%	pCi/L		03/14/22 19:45	
Total Radium Calculation	Total Radium	0.964 ± 0.852 (1.67)	pCi/L		03/22/22 15:20	
92587080010	**YAMW-1**					
EPA 9315	Radium-226	0.233 ± 0.120 (0.138) C:89% T:NA	pCi/L		03/21/22 12:38	
EPA 9320	Radium-228	-0.364 ± 0.681 (1.68) C:65% T:70%	pCi/L		03/14/22 19:42	
Total Radium Calculation	Total Radium	0.233 ± 0.801 (1.82)	pCi/L		03/22/22 15:20	
92587080011	**PZ-35**					
EPA 9315	Radium-226	0.287 ± 0.180 (0.256) C:91% T:NA	pCi/L		03/21/22 12:38	
EPA 9320	Radium-228	0.966 ± 0.945 (1.93) C:58% T:71%	pCi/L		03/14/22 19:42	
Total Radium Calculation	Total Radium	1.25 ± 1.13 (2.19)	pCi/L		03/22/22 15:20	
92587080012	**YAMW-4**					
EPA 9315	Radium-226	0.0674 ± 0.0836 (0.170) C:84% T:NA	pCi/L		03/21/22 12:39	
EPA 9320	Radium-228	0.635 ± 0.627 (1.28) C:66% T:78%	pCi/L		03/14/22 19:42	
Total Radium Calculation	Total Radium	0.702 ± 0.711 (1.45)	pCi/L		03/22/22 15:20	

This report shall not be reproduced, except in full,
without the written consent of Pace Analytical Services, LLC.

Pace Analytical Services, LLC
110 Technology Parkway
Peachtree Corners, GA 30092
(770)734-4200

SUMMARY OF DETECTION

Project: YATES AMA-R6 RAD
Pace Project No.: 92587080

Lab Sample ID / Method	Client Sample ID / Parameters	Result	Units	Report Limit	Analyzed	Qualifiers
92587080013	**YGWC-23S**					
EPA 9315	Radium-226	0.0552 ± 0.0696 (0.137) C:79% T:NA	pCi/L		03/21/22 12:39	
EPA 9320	Radium-228	0.142 ± 0.492 (1.17) C:75% T:81%	pCi/L		03/15/22 12:07	
Total Radium Calculation	Total Radium	0.197 ± 0.562 (1.31)	pCi/L		03/22/22 15:20	
92587080014	**YGWC-38**					
EPA 9315	Radium-226	0.150 ± 0.102 (0.152) C:89% T:NA	pCi/L		03/21/22 12:39	
EPA 9320	Radium-228	0.641 ± 0.476 (0.924) C:73% T:93%	pCi/L		03/15/22 12:07	
Total Radium Calculation	Total Radium	0.791 ± 0.578 (1.08)	pCi/L		03/22/22 15:20	
92587080015	**YGWC-42**					
EPA 9315	Radium-226	0.241 ± 0.126 (0.155) C:87% T:NA	pCi/L		03/21/22 12:39	
EPA 9320	Radium-228	0.0659 ± 0.434 (0.983) C:75% T:88%	pCi/L		03/15/22 12:09	
Total Radium Calculation	Total Radium	0.307 ± 0.560 (1.14)	pCi/L		03/22/22 15:20	
92587080016	**YGWC-24SA**					
EPA 9315	Radium-226	0.0181 ± 0.0599 (0.152) C:89% T:NA	pCi/L		03/21/22 12:39	
EPA 9320	Radium-228	0.828 ± 0.513 (0.988) C:78% T:84%	pCi/L		03/15/22 12:09	
Total Radium Calculation	Total Radium	0.846 ± 0.573 (1.14)	pCi/L		03/22/22 15:20	

REPORT OF LABORATORY ANALYSIS

This report shall not be reproduced, except in full,
without the written consent of Pace Analytical Services, LLC.

Pace Analytical Services, LLC
110 Technology Parkway
Peachtree Corners, GA 30092
(770)734-4200

SUMMARY OF DETECTION

Project: YATES AMA-R6 RAD
Pace Project No.: 92587080

Lab Sample ID / Method	Client Sample ID / Parameters	Result	Units	Report Limit	Analyzed	Qualifiers
92587080017	**AMA-DUP-1**					
EPA 9315	Radium-226	0.0380 ± 0.0672 (0.151) C:94% T:NA	pCi/L		03/21/22 12:39	
EPA 9320	Radium-228	-0.0252 ± 0.520 (1.19) C:74% T:81%	pCi/L		03/15/22 12:09	
Total Radium Calculation	Total Radium	0.0380 ± 0.587 (1.34)	pCi/L		03/22/22 15:20	
92587080018	**YGWC-36A**					
EPA 9315	Radium-226	0.110 ± 0.113 (0.226) C:82% T:NA	pCi/L		03/21/22 12:39	
EPA 9320	Radium-228	0.285 ± 0.511 (1.12) C:77% T:89%	pCi/L		03/15/22 15:08	
Total Radium Calculation	Total Radium	0.395 ± 0.624 (1.35)	pCi/L		03/22/22 15:20	
92587080019	**YAMW-2**					
EPA 9315	Radium-226	-0.00134 ± 0.0863 (0.237) C:97% T:NA	pCi/L		03/17/22 09:25	
EPA 9320	Radium-228	-0.135 ± 0.470 (1.12) C:75% T:85%	pCi/L		03/15/22 15:08	
Total Radium Calculation	Total Radium	0.000 ± 0.556 (1.36)	pCi/L		03/22/22 15:27	
92587080020	**YAMW-3**					
EPA 9315	Radium-226	0.609 ± 0.220 (0.222) C:103% T:NA	pCi/L		03/17/22 09:25	
EPA 9320	Radium-228	0.379 ± 0.508 (1.09) C:77% T:87%	pCi/L		03/15/22 15:09	
Total Radium Calculation	Total Radium	0.988 ± 0.728 (1.31)	pCi/L		03/22/22 15:27	

REPORT OF LABORATORY ANALYSIS

This report shall not be reproduced, except in full,
without the written consent of Pace Analytical Services, LLC.

Pace Analytical Services, LLC
110 Technology Parkway
Peachtree Corners, GA 30092
(770)734-4200

SUMMARY OF DETECTION

Project: YATES AMA-R6 RAD
Pace Project No.: 92587080

Lab Sample ID / Method	Client Sample ID / Parameters	Result	Units	Report Limit	Analyzed	Qualifiers
92587080021	**AMA-EB-2**					
EPA 9315	Radium-226	-0.00805 ± 0.0688 (0.204) C:97% T:NA	pCi/L		03/17/22 09:25	
EPA 9320	Radium-228	0.505 ± 0.551 (1.15) C:79% T:86%	pCi/L		03/15/22 15:09	
Total Radium Calculation	Total Radium	0.505 ± 0.620 (1.35)	pCi/L		03/22/22 15:27	
92587080022	**AMA-FB-1**					
EPA 9315	Radium-226	0.0556 ± 0.100 (0.228) C:96% T:NA	pCi/L		03/17/22 09:25	
EPA 9320	Radium-228	0.847 ± 0.456 (0.828) C:78% T:86%	pCi/L		03/15/22 15:40	
Total Radium Calculation	Total Radium	0.903 ± 0.556 (1.06)	pCi/L		03/22/22 15:27	
92587080023	**AMA-FB-2**					
EPA 9315	Radium-226	0.00412 ± 0.0936 (0.251) C:95% T:NA	pCi/L		03/17/22 09:25	
EPA 9320	Radium-228	-0.303 ± 0.308 (0.782) C:78% T:86%	pCi/L		03/15/22 15:40	
Total Radium Calculation	Total Radium	0.00412 ± 0.402 (1.03)	pCi/L		03/22/22 15:27	
92587080024	**PZ-37D**					
EPA 9315	Radium-226	0.728 ± 0.228 (0.164) C:96% T:NA	pCi/L		03/08/22 08:28	
EPA 9320	Radium-228	0.0872 ± 0.415 (0.945) C:85% T:88%	pCi/L		03/07/22 18:23	
Total Radium Calculation	Total Radium	0.815 ± 0.643 (1.11)	pCi/L		03/21/22 17:19	

REPORT OF LABORATORY ANALYSIS

This report shall not be reproduced, except in full,
without the written consent of Pace Analytical Services, LLC.

Pace Analytical Services, LLC
110 Technology Parkway
Peachtree Corners, GA 30092
(770)734-4200

SUMMARY OF DETECTION

Project: YATES AMA-R6 RAD
Pace Project No.: 92587080

Lab Sample ID Method	Client Sample ID Parameters	Result	Units	Report Limit	Analyzed	Qualifiers
92587080025	**PZ-52D**					
EPA 9315	Radium-226	0.708 ± 0.235 (0.211) C:91% T:NA	pCi/L		03/08/22 08:28	
EPA 9320	Radium-228	0.807 ± 0.421 (0.710) C:88% T:89%	pCi/L		03/07/22 18:22	
Total Radium Calculation	Total Radium	1.52 ± 0.656 (0.921)	pCi/L		03/21/22 17:19	

This report shall not be reproduced, except in full,
without the written consent of Pace Analytical Services, LLC.

Pace Analytical Services, LLC
110 Technology Parkway
Peachtree Corners, GA 30092
(770)734-4200

ANALYTICAL RESULTS - RADIOCHEMISTRY

Project: YATES AMA-R6 RAD
Pace Project No.: 92587080

Sample: YGWC-49 **Lab ID: 92587080001** Collected: 02/08/22 18:00 Received: 02/09/22 10:18 Matrix: Water
PWS: Site ID: Sample Type:

Parameters	Method	Act ± Unc (MDC) Carr Trac	Units	Analyzed	CAS No.	Qual
	Pace Analytical Services - Greensburg					
Radium-226	EPA 9315	**0.201 ± 0.151 (0.252) C:93% T:NA**	pCi/L	02/28/22 07:44	13982-63-3	
	Pace Analytical Services - Greensburg					
Radium-228	EPA 9320	**-0.0391 ± 0.363 (0.851) C:79% T:80%**	pCi/L	02/25/22 15:02	15262-20-1	
	Pace Analytical Services - Greensburg					
Total Radium	Total Radium Calculation	**0.201 ± 0.514 (1.10)**	pCi/L	02/28/22 18:24	7440-14-4	

REPORT OF LABORATORY ANALYSIS

This report shall not be reproduced, except in full,
without the written consent of Pace Analytical Services, LLC.

Pace Analytical Services, LLC
110 Technology Parkway
Peachtree Corners, GA 30092
(770)734-4200

ANALYTICAL RESULTS - RADIOCHEMISTRY

Project: YATES AMA-R6 RAD
Pace Project No.: 92587080

Sample: YGWC-41 **Lab ID: 92587080002** Collected: 02/08/22 16:20 Received: 02/09/22 10:18 Matrix: Water
PWS: Site ID: Sample Type:

Parameters	Method	Act ± Unc (MDC) Carr Trac	Units	Analyzed	CAS No.	Qual
	Pace Analytical Services - Greensburg					
Radium-226	EPA 9315	**0.0438 ± 0.104 (0.247) C:99% T:NA**	pCi/L	02/28/22 07:44	13982-63-3	
	Pace Analytical Services - Greensburg					
Radium-228	EPA 9320	**0.550 ± 0.383 (0.742) C:82% T:85%**	pCi/L	02/25/22 15:02	15262-20-1	
	Pace Analytical Services - Greensburg					
Total Radium	Total Radium Calculation	**0.594 ± 0.487 (0.989)**	pCi/L	02/28/22 18:24	7440-14-4	

This report shall not be reproduced, except in full,
without the written consent of Pace Analytical Services, LLC.

Pace Analytical Services, LLC
110 Technology Parkway
Peachtree Corners, GA 30092
(770)734-4200

ANALYTICAL RESULTS - RADIOCHEMISTRY

Project: YATES AMA-R6 RAD
Pace Project No.: 92587080

Sample: AMA-DUP-2 **Lab ID: 92587080003** Collected: 02/08/22 00:00 Received: 02/09/22 10:18 Matrix: Water
PWS: Site ID: Sample Type:

Parameters	Method	Act ± Unc (MDC) Carr Trac	Units	Analyzed	CAS No.	Qual
	Pace Analytical Services - Greensburg					
Radium-226	EPA 9315	**0.187 ± 0.143 (0.250) C:102% T:NA**	pCi/L	02/28/22 07:44	13982-63-3	
	Pace Analytical Services - Greensburg					
Radium-228	EPA 9320	**-0.113 ± 0.387 (0.928) C:67% T:78%**	pCi/L	02/25/22 15:02	15262-20-1	
	Pace Analytical Services - Greensburg					
Total Radium	Total Radium Calculation	**0.187 ± 0.530 (1.18)**	pCi/L	02/28/22 18:24	7440-14-4	

REPORT OF LABORATORY ANALYSIS

This report shall not be reproduced, except in full,
without the written consent of Pace Analytical Services, LLC.

Pace Analytical Services, LLC
110 Technology Parkway
Peachtree Corners, GA 30092
(770)734-4200

ANALYTICAL RESULTS - RADIOCHEMISTRY

Project: YATES AMA-R6 RAD
Pace Project No.: 92587080

Sample: YGWC-43 **Lab ID: 92587080004** Collected: 02/08/22 10:20 Received: 02/09/22 10:18 Matrix: Water
PWS: Site ID: Sample Type:

Parameters	Method	Act ± Unc (MDC) Carr Trac	Units	Analyzed	CAS No.	Qual
	Pace Analytical Services - Greensburg					
Radium-226	EPA 9315	**2.34 ± 0.506 (0.185) C:101% T:NA**	pCi/L	02/28/22 07:45	13982-63-3	
	Pace Analytical Services - Greensburg					
Radium-228	EPA 9320	**0.771 ± 0.380 (0.655) C:84% T:85%**	pCi/L	02/25/22 15:02	15262-20-1	
	Pace Analytical Services - Greensburg					
Total Radium	Total Radium Calculation	**3.11 ± 0.886 (0.840)**	pCi/L	02/28/22 18:24	7440-14-4	

REPORT OF LABORATORY ANALYSIS

This report shall not be reproduced, except in full,
without the written consent of Pace Analytical Services, LLC.

Pace Analytical Services, LLC
110 Technology Parkway
Peachtree Corners, GA 30092
(770)734-4200

ANALYTICAL RESULTS - RADIOCHEMISTRY

Project: YATES AMA-R6 RAD
Pace Project No.: 92587080

Sample: AMA-EB-1 **Lab ID: 92587080005** Collected: 02/08/22 18:36 Received: 02/09/22 10:18 Matrix: Water
PWS: Site ID: Sample Type:

Parameters	Method	Act ± Unc (MDC) Carr Trac	Units	Analyzed	CAS No.	Qual
	Pace Analytical Services - Greensburg					
Radium-226	EPA 9315	**0.255 ± 0.151 (0.222) C:100% T:NA**	pCi/L	02/28/22 07:45	13982-63-3	
	Pace Analytical Services - Greensburg					
Radium-228	EPA 9320	**0.400 ± 0.404 (0.841) C:85% T:88%**	pCi/L	02/25/22 15:03	15262-20-1	
	Pace Analytical Services - Greensburg					
Total Radium	Total Radium Calculation	**0.655 ± 0.555 (1.06)**	pCi/L	02/28/22 18:24	7440-14-4	

REPORT OF LABORATORY ANALYSIS

This report shall not be reproduced, except in full,
without the written consent of Pace Analytical Services, LLC.

Pace Analytical Services, LLC
110 Technology Parkway
Peachtree Corners, GA 30092
(770)734-4200

ANALYTICAL RESULTS - RADIOCHEMISTRY

Project: YATES AMA-R6 RAD
Pace Project No.: 92587080

Sample: YAMW-5 **Lab ID: 92587080006** Collected: 02/10/22 11:30 Received: 02/11/22 16:45 Matrix: Water
PWS: Site ID: Sample Type:

Parameters	Method	Act ± Unc (MDC) Carr Trac	Units	Analyzed	CAS No.	Qual
	Pace Analytical Services - Greensburg					
Radium-226	EPA 9315	**0.552 ± 0.189 (0.174) C:92% T:NA**	pCi/L	03/21/22 12:32	13982-63-3	
	Pace Analytical Services - Greensburg					
Radium-228	EPA 9320	**0.698 ± 0.586 (1.17) C:65% T:83%**	pCi/L	03/14/22 19:44	15262-20-1	
	Pace Analytical Services - Greensburg					
Total Radium	Total Radium Calculation	**1.25 ± 0.775 (1.34)**	pCi/L	03/22/22 15:20	7440-14-4	

REPORT OF LABORATORY ANALYSIS

This report shall not be reproduced, except in full,
without the written consent of Pace Analytical Services, LLC.

Pace Analytical Services, LLC
110 Technology Parkway
Peachtree Corners, GA 30092
(770)734-4200

ANALYTICAL RESULTS - RADIOCHEMISTRY

Project: YATES AMA-R6 RAD
Pace Project No.: 92587080

Sample: PZ-37 **Lab ID: 92587080007** Collected: 02/10/22 13:05 Received: 02/11/22 16:45 Matrix: Water
PWS: Site ID: Sample Type:

Parameters	Method	Act ± Unc (MDC) Carr Trac	Units	Analyzed	CAS No.	Qual
	Pace Analytical Services - Greensburg					
Radium-226	EPA 9315	**0.430 ± 0.179 (0.231) C:94% T:NA**	pCi/L	03/21/22 12:38	13982-63-3	
	Pace Analytical Services - Greensburg					
Radium-228	EPA 9320	**0.380 ± 0.569 (1.23) C:63% T:83%**	pCi/L	03/14/22 19:44	15262-20-1	
	Pace Analytical Services - Greensburg					
Total Radium	Total Radium Calculation	**0.810 ± 0.748 (1.46)**	pCi/L	03/22/22 15:20	7440-14-4	

REPORT OF LABORATORY ANALYSIS

This report shall not be reproduced, except in full,
without the written consent of Pace Analytical Services, LLC.

Pace Analytical Services, LLC
110 Technology Parkway
Peachtree Corners, GA 30092
(770)734-4200

ANALYTICAL RESULTS - RADIOCHEMISTRY

Project: YATES AMA-R6 RAD
Pace Project No.: 92587080

Sample: AMA-DUP-4 **Lab ID: 92587080008** Collected: 02/10/22 00:00 Received: 02/11/22 16:45 Matrix: Water
PWS: Site ID: Sample Type:

Parameters	Method	Act ± Unc (MDC) Carr Trac	Units	Analyzed	CAS No.	Qual
	Pace Analytical Services - Greensburg					
Radium-226	EPA 9315	**0.583 ± 0.199 (0.179) C:93% T:NA**	pCi/L	03/21/22 12:38	13982-63-3	
	Pace Analytical Services - Greensburg					
Radium-228	EPA 9320	**-0.213 ± 0.705 (1.70) C:60% T:68%**	pCi/L	03/14/22 19:44	15262-20-1	
	Pace Analytical Services - Greensburg					
Total Radium	Total Radium Calculation	**0.583 ± 0.904 (1.88)**	pCi/L	03/22/22 15:20	7440-14-4	

This report shall not be reproduced, except in full,
without the written consent of Pace Analytical Services, LLC.

Pace Analytical Services, LLC
110 Technology Parkway
Peachtree Corners, GA 30092
(770)734-4200

ANALYTICAL RESULTS - RADIOCHEMISTRY

Project: YATES AMA-R6 RAD
Pace Project No.: 92587080

Sample: PZ-51 **Lab ID: 92587080009** Collected: 02/10/22 18:10 Received: 02/11/22 16:45 Matrix: Water
PWS: Site ID: Sample Type:

Parameters	Method	Act ± Unc (MDC) Carr Trac	Units	Analyzed	CAS No.	Qual
	Pace Analytical Services - Greensburg					
Radium-226	EPA 9315	**0.193 ± 0.116 (0.173) C:93% T:NA**	pCi/L	03/21/22 12:38	13982-63-3	
	Pace Analytical Services - Greensburg					
Radium-228	EPA 9320	**0.771 ± 0.736 (1.50) C:60% T:73%**	pCi/L	03/14/22 19:45	15262-20-1	
	Pace Analytical Services - Greensburg					
Total Radium	Total Radium Calculation	**0.964 ± 0.852 (1.67)**	pCi/L	03/22/22 15:20	7440-14-4	

REPORT OF LABORATORY ANALYSIS

This report shall not be reproduced, except in full,
without the written consent of Pace Analytical Services, LLC.

Pace Analytical Services, LLC
110 Technology Parkway
Peachtree Corners, GA 30092
(770)734-4200

ANALYTICAL RESULTS - RADIOCHEMISTRY

Project: YATES AMA-R6 RAD
Pace Project No.: 92587080

Sample: YAMW-1 **Lab ID: 92587080010** Collected: 02/10/22 11:55 Received: 02/11/22 16:45 Matrix: Water
PWS: Site ID: Sample Type:

Parameters	Method	Act ± Unc (MDC) Carr Trac	Units	Analyzed	CAS No.	Qual
	Pace Analytical Services - Greensburg					
Radium-226	EPA 9315	**0.233 ± 0.120 (0.138) C:89% T:NA**	pCi/L	03/21/22 12:38	13982-63-3	
	Pace Analytical Services - Greensburg					
Radium-228	EPA 9320	**-0.364 ± 0.681 (1.68) C:65% T:70%**	pCi/L	03/14/22 19:42	15262-20-1	
	Pace Analytical Services - Greensburg					
Total Radium	Total Radium Calculation	**0.233 ± 0.801 (1.82)**	pCi/L	03/22/22 15:20	7440-14-4	

REPORT OF LABORATORY ANALYSIS

This report shall not be reproduced, except in full,
without the written consent of Pace Analytical Services, LLC.

Pace Analytical Services, LLC
110 Technology Parkway
Peachtree Corners, GA 30092
(770)734-4200

ANALYTICAL RESULTS - RADIOCHEMISTRY

Project: YATES AMA-R6 RAD
Pace Project No.: 92587080

Sample: PZ-35 **Lab ID: 92587080011** Collected: 02/10/22 14:37 Received: 02/11/22 16:45 Matrix: Water
PWS: Site ID: Sample Type:

Parameters	Method	Act ± Unc (MDC) Carr Trac	Units	Analyzed	CAS No.	Qual
	Pace Analytical Services - Greensburg					
Radium-226	EPA 9315	**0.287 ± 0.180 (0.256) C:91% T:NA**	pCi/L	03/21/22 12:38	13982-63-3	
	Pace Analytical Services - Greensburg					
Radium-228	EPA 9320	**0.966 ± 0.945 (1.93) C:58% T:71%**	pCi/L	03/14/22 19:42	15262-20-1	
	Pace Analytical Services - Greensburg					
Total Radium	Total Radium Calculation	**1.25 ± 1.13 (2.19)**	pCi/L	03/22/22 15:20	7440-14-4	

REPORT OF LABORATORY ANALYSIS

This report shall not be reproduced, except in full,
without the written consent of Pace Analytical Services, LLC.

Pace Analytical Services, LLC
110 Technology Parkway
Peachtree Corners, GA 30092
(770)734-4200

ANALYTICAL RESULTS - RADIOCHEMISTRY

Project: YATES AMA-R6 RAD
Pace Project No.: 92587080

Sample: YAMW-4 **Lab ID: 92587080012** Collected: 02/10/22 12:00 Received: 02/11/22 16:45 Matrix: Water
PWS: Site ID: Sample Type:

Parameters	Method	Act ± Unc (MDC) Carr Trac	Units	Analyzed	CAS No.	Qual
	Pace Analytical Services - Greensburg					
Radium-226	EPA 9315	**0.0674 ± 0.0836 (0.170) C:84% T:NA**	pCi/L	03/21/22 12:39	13982-63-3	
	Pace Analytical Services - Greensburg					
Radium-228	EPA 9320	**0.635 ± 0.627 (1.28) C:66% T:78%**	pCi/L	03/14/22 19:42	15262-20-1	
	Pace Analytical Services - Greensburg					
Total Radium	Total Radium Calculation	**0.702 ± 0.711 (1.45)**	pCi/L	03/22/22 15:20	7440-14-4	

REPORT OF LABORATORY ANALYSIS

This report shall not be reproduced, except in full,
without the written consent of Pace Analytical Services, LLC.

Pace Analytical Services, LLC
110 Technology Parkway
Peachtree Corners, GA 30092
(770)734-4200

ANALYTICAL RESULTS - RADIOCHEMISTRY

Project: YATES AMA-R6 RAD
Pace Project No.: 92587080

Sample: YGWC-23S **Lab ID: 92587080013** Collected: 02/10/22 15:10 Received: 02/11/22 16:45 Matrix: Water
PWS: Site ID: Sample Type:

Parameters	Method	Act ± Unc (MDC) Carr Trac	Units	Analyzed	CAS No.	Qual
	Pace Analytical Services - Greensburg					
Radium-226	EPA 9315	**0.0552 ± 0.0696 (0.137) C:79% T:NA**	pCi/L	03/21/22 12:39	13982-63-3	
	Pace Analytical Services - Greensburg					
Radium-228	EPA 9320	**0.142 ± 0.492 (1.17) C:75% T:81%**	pCi/L	03/15/22 12:07	15262-20-1	
	Pace Analytical Services - Greensburg					
Total Radium	Total Radium Calculation	**0.197 ± 0.562 (1.31)**	pCi/L	03/22/22 15:20	7440-14-4	

REPORT OF LABORATORY ANALYSIS

This report shall not be reproduced, except in full,
without the written consent of Pace Analytical Services, LLC.

Pace Analytical Services, LLC
110 Technology Parkway
Peachtree Corners, GA 30092
(770)734-4200

ANALYTICAL RESULTS - RADIOCHEMISTRY

Project: YATES AMA-R6 RAD
Pace Project No.: 92587080

Sample: YGWC-38 **Lab ID: 92587080014** Collected: 02/10/22 09:50 Received: 02/11/22 16:45 Matrix: Water
PWS: Site ID: Sample Type:

Parameters	Method	Act ± Unc (MDC) Carr Trac	Units	Analyzed	CAS No.	Qual
	Pace Analytical Services - Greensburg					
Radium-226	EPA 9315	**0.150 ± 0.102 (0.152) C:89% T:NA**	pCi/L	03/21/22 12:39	13982-63-3	
	Pace Analytical Services - Greensburg					
Radium-228	EPA 9320	**0.641 ± 0.476 (0.924) C:73% T:93%**	pCi/L	03/15/22 12:07	15262-20-1	
	Pace Analytical Services - Greensburg					
Total Radium	Total Radium Calculation	**0.791 ± 0.578 (1.08)**	pCi/L	03/22/22 15:20	7440-14-4	

REPORT OF LABORATORY ANALYSIS

This report shall not be reproduced, except in full,
without the written consent of Pace Analytical Services, LLC.

Pace Analytical Services, LLC
110 Technology Parkway
Peachtree Corners, GA 30092
(770)734-4200

ANALYTICAL RESULTS - RADIOCHEMISTRY

Project: YATES AMA-R6 RAD
Pace Project No.: 92587080

Sample: YGWC-42 **Lab ID: 92587080015** Collected: 02/10/22 16:35 Received: 02/11/22 16:45 Matrix: Water
PWS: Site ID: Sample Type:

Parameters	Method	Act ± Unc (MDC) Carr Trac	Units	Analyzed	CAS No.	Qual
	Pace Analytical Services - Greensburg					
Radium-226	EPA 9315	**0.241 ± 0.126 (0.155) C:87% T:NA**	pCi/L	03/21/22 12:39	13982-63-3	
	Pace Analytical Services - Greensburg					
Radium-228	EPA 9320	**0.0659 ± 0.434 (0.983) C:75% T:88%**	pCi/L	03/15/22 12:09	15262-20-1	
	Pace Analytical Services - Greensburg					
Total Radium	Total Radium Calculation	**0.307 ± 0.560 (1.14)**	pCi/L	03/22/22 15:20	7440-14-4	

REPORT OF LABORATORY ANALYSIS

This report shall not be reproduced, except in full,
without the written consent of Pace Analytical Services, LLC.

Pace Analytical Services, LLC
110 Technology Parkway
Peachtree Corners, GA 30092
(770)734-4200

ANALYTICAL RESULTS - RADIOCHEMISTRY

Project: YATES AMA-R6 RAD
Pace Project No.: 92587080

Sample: YGWC-24SA **Lab ID: 92587080016** Collected: 02/10/22 14:40 Received: 02/11/22 16:45 Matrix: Water
PWS: Site ID: Sample Type:

Parameters	Method	Act ± Unc (MDC) Carr Trac	Units	Analyzed	CAS No.	Qual
	Pace Analytical Services - Greensburg					
Radium-226	EPA 9315	**0.0181 ± 0.0599 (0.152) C:89% T:NA**	pCi/L	03/21/22 12:39	13982-63-3	
	Pace Analytical Services - Greensburg					
Radium-228	EPA 9320	**0.828 ± 0.513 (0.988) C:78% T:84%**	pCi/L	03/15/22 12:09	15262-20-1	
	Pace Analytical Services - Greensburg					
Total Radium	Total Radium Calculation	**0.846 ± 0.573 (1.14)**	pCi/L	03/22/22 15:20	7440-14-4	

REPORT OF LABORATORY ANALYSIS

This report shall not be reproduced, except in full,
without the written consent of Pace Analytical Services, LLC.

Pace Analytical Services, LLC
110 Technology Parkway
Peachtree Corners, GA 30092
(770)734-4200

ANALYTICAL RESULTS - RADIOCHEMISTRY

Project: YATES AMA-R6 RAD
Pace Project No.: 92587080

Sample: AMA-DUP-1 **Lab ID: 92587080017** Collected: 02/10/22 00:00 Received: 02/11/22 16:45 Matrix: Water
PWS: Site ID: Sample Type:

Parameters	Method	Act ± Unc (MDC) Carr Trac	Units	Analyzed	CAS No.	Qual
	Pace Analytical Services - Greensburg					
Radium-226	EPA 9315	**0.0380 ± 0.0672 (0.151) C:94% T:NA**	pCi/L	03/21/22 12:39	13982-63-3	
	Pace Analytical Services - Greensburg					
Radium-228	EPA 9320	**-0.0252 ± 0.520 (1.19) C:74% T:81%**	pCi/L	03/15/22 12:09	15262-20-1	
	Pace Analytical Services - Greensburg					
Total Radium	Total Radium Calculation	**0.0380 ± 0.587 (1.34)**	pCi/L	03/22/22 15:20	7440-14-4	

REPORT OF LABORATORY ANALYSIS

This report shall not be reproduced, except in full,
without the written consent of Pace Analytical Services, LLC.

Pace Analytical Services, LLC
110 Technology Parkway
Peachtree Corners, GA 30092
(770)734-4200

ANALYTICAL RESULTS - RADIOCHEMISTRY

Project: YATES AMA-R6 RAD
Pace Project No.: 92587080

Sample: YGWC-36A **Lab ID: 92587080018** Collected: 02/11/22 11:19 Received: 02/11/22 16:45 Matrix: Water
PWS: Site ID: Sample Type:

Parameters	Method	Act ± Unc (MDC) Carr Trac	Units	Analyzed	CAS No.	Qual
	Pace Analytical Services - Greensburg					
Radium-226	EPA 9315	**0.110 ± 0.113 (0.226) C:82% T:NA**	pCi/L	03/21/22 12:39	13982-63-3	
	Pace Analytical Services - Greensburg					
Radium-228	EPA 9320	**0.285 ± 0.511 (1.12) C:77% T:89%**	pCi/L	03/15/22 15:08	15262-20-1	
	Pace Analytical Services - Greensburg					
Total Radium	Total Radium Calculation	**0.395 ± 0.624 (1.35)**	pCi/L	03/22/22 15:20	7440-14-4	

REPORT OF LABORATORY ANALYSIS

This report shall not be reproduced, except in full,
without the written consent of Pace Analytical Services, LLC.

Pace Analytical Services, LLC
110 Technology Parkway
Peachtree Corners, GA 30092
(770)734-4200

ANALYTICAL RESULTS - RADIOCHEMISTRY

Project: YATES AMA-R6 RAD
Pace Project No.: 92587080

Sample: YAMW-2 **Lab ID: 92587080019** Collected: 02/10/22 09:45 Received: 02/11/22 16:45 Matrix: Water
PWS: Site ID: Sample Type:

Parameters	Method	Act ± Unc (MDC) Carr Trac	Units	Analyzed	CAS No.	Qual
	Pace Analytical Services - Greensburg					
Radium-226	EPA 9315	**-0.00134 ± 0.0863 (0.237) C:97% T:NA**	pCi/L	03/17/22 09:25	13982-63-3	
	Pace Analytical Services - Greensburg					
Radium-228	EPA 9320	**-0.135 ± 0.470 (1.12) C:75% T:85%**	pCi/L	03/15/22 15:08	15262-20-1	
	Pace Analytical Services - Greensburg					
Total Radium	Total Radium Calculation	**0.000 ± 0.556 (1.36)**	pCi/L	03/22/22 15:27	7440-14-4	

REPORT OF LABORATORY ANALYSIS

This report shall not be reproduced, except in full,
without the written consent of Pace Analytical Services, LLC.

Pace Analytical Services, LLC
110 Technology Parkway
Peachtree Corners, GA 30092
(770)734-4200

ANALYTICAL RESULTS - RADIOCHEMISTRY

Project: YATES AMA-R6 RAD
Pace Project No.: 92587080

Sample: YAMW-3 **Lab ID: 92587080020** Collected: 02/10/22 15:35 Received: 02/11/22 16:45 Matrix: Water
PWS: Site ID: Sample Type:

Parameters	Method	Act ± Unc (MDC) Carr Trac	Units	Analyzed	CAS No.	Qual
	Pace Analytical Services - Greensburg					
Radium-226	EPA 9315	**0.609 ± 0.220 (0.222) C:103% T:NA**	pCi/L	03/17/22 09:25	13982-63-3	
	Pace Analytical Services - Greensburg					
Radium-228	EPA 9320	**0.379 ± 0.508 (1.09) C:77% T:87%**	pCi/L	03/15/22 15:09	15262-20-1	
	Pace Analytical Services - Greensburg					
Total Radium	Total Radium Calculation	**0.988 ± 0.728 (1.31)**	pCi/L	03/22/22 15:27	7440-14-4	

REPORT OF LABORATORY ANALYSIS

This report shall not be reproduced, except in full,
without the written consent of Pace Analytical Services, LLC.

Pace Analytical Services, LLC
110 Technology Parkway
Peachtree Corners, GA 30092
(770)734-4200

ANALYTICAL RESULTS - RADIOCHEMISTRY

Project: YATES AMA-R6 RAD
Pace Project No.: 92587080

Sample: AMA-EB-2 **Lab ID: 92587080021** Collected: 02/10/22 12:46 Received: 02/11/22 16:45 Matrix: Water
PWS: Site ID: Sample Type:

Parameters	Method	Act ± Unc (MDC) Carr Trac	Units	Analyzed	CAS No.	Qual
	Pace Analytical Services - Greensburg					
Radium-226	EPA 9315	**-0.00805 ± 0.0688 (0.204) C:97% T:NA**	pCi/L	03/17/22 09:25	13982-63-3	
	Pace Analytical Services - Greensburg					
Radium-228	EPA 9320	**0.505 ± 0.551 (1.15) C:79% T:86%**	pCi/L	03/15/22 15:09	15262-20-1	
	Pace Analytical Services - Greensburg					
Total Radium	Total Radium Calculation	**0.505 ± 0.620 (1.35)**	pCi/L	03/22/22 15:27	7440-14-4	

This report shall not be reproduced, except in full,
without the written consent of Pace Analytical Services, LLC.

Pace Analytical Services, LLC
110 Technology Parkway
Peachtree Corners, GA 30092
(770)734-4200

ANALYTICAL RESULTS - RADIOCHEMISTRY

Project: YATES AMA-R6 RAD
Pace Project No.: 92587080

Sample: AMA-FB-1 **Lab ID: 92587080022** Collected: 02/10/22 15:02 Received: 02/11/22 16:45 Matrix: Water
PWS: Site ID: Sample Type:

Parameters	Method	Act ± Unc (MDC) Carr Trac	Units	Analyzed	CAS No.	Qual
	Pace Analytical Services - Greensburg					
Radium-226	EPA 9315	**0.0556 ± 0.100 (0.228) C:96% T:NA**	pCi/L	03/17/22 09:25	13982-63-3	
	Pace Analytical Services - Greensburg					
Radium-228	EPA 9320	**0.847 ± 0.456 (0.828) C:78% T:86%**	pCi/L	03/15/22 15:40	15262-20-1	
	Pace Analytical Services - Greensburg					
Total Radium	Total Radium Calculation	**0.903 ± 0.556 (1.06)**	pCi/L	03/22/22 15:27	7440-14-4	

This report shall not be reproduced, except in full,
without the written consent of Pace Analytical Services, LLC.

Pace Analytical Services, LLC
110 Technology Parkway
Peachtree Corners, GA 30092
(770)734-4200

ANALYTICAL RESULTS - RADIOCHEMISTRY

Project: YATES AMA-R6 RAD
Pace Project No.: 92587080

Sample: AMA-FB-2 **Lab ID: 92587080023** Collected: 02/10/22 16:00 Received: 02/11/22 16:45 Matrix: Water
PWS: Site ID: Sample Type:

Parameters	Method	Act ± Unc (MDC) Carr Trac	Units	Analyzed	CAS No.	Qual
	Pace Analytical Services - Greensburg					
Radium-226	EPA 9315	**0.00412 ± 0.0936 (0.251) C:95% T:NA**	pCi/L	03/17/22 09:25	13982-63-3	
	Pace Analytical Services - Greensburg					
Radium-228	EPA 9320	**-0.303 ± 0.308 (0.782) C:78% T:86%**	pCi/L	03/15/22 15:40	15262-20-1	
	Pace Analytical Services - Greensburg					
Total Radium	Total Radium Calculation	**0.00412 ± 0.402 (1.03)**	pCi/L	03/22/22 15:27	7440-14-4	

This report shall not be reproduced, except in full,
without the written consent of Pace Analytical Services, LLC.

Pace Analytical Services, LLC
110 Technology Parkway
Peachtree Corners, GA 30092
(770)734-4200

ANALYTICAL RESULTS - RADIOCHEMISTRY

Project: YATES AMA-R6 RAD
Pace Project No.: 92587080

Sample: PZ-37D **Lab ID: 92587080024** Collected: 02/11/22 16:35 Received: 02/14/22 13:25 Matrix: Water
PWS: Site ID: Sample Type:

Parameters	Method	Act ± Unc (MDC) Carr Trac	Units	Analyzed	CAS No.	Qual
	Pace Analytical Services - Greensburg					
Radium-226	EPA 9315	**0.728 ± 0.228 (0.164) C:96% T:NA**	pCi/L	03/08/22 08:28	13982-63-3	
	Pace Analytical Services - Greensburg					
Radium-228	EPA 9320	**0.0872 ± 0.415 (0.945) C:85% T:88%**	pCi/L	03/07/22 18:23	15262-20-1	
	Pace Analytical Services - Greensburg					
Total Radium	Total Radium Calculation	**0.815 ± 0.643 (1.11)**	pCi/L	03/21/22 17:19	7440-14-4	

REPORT OF LABORATORY ANALYSIS

This report shall not be reproduced, except in full,
without the written consent of Pace Analytical Services, LLC.

Pace Analytical Services, LLC
110 Technology Parkway
Peachtree Corners, GA 30092
(770)734-4200

ANALYTICAL RESULTS - RADIOCHEMISTRY

Project: YATES AMA-R6 RAD
Pace Project No.: 92587080

Sample: PZ-52D **Lab ID: 92587080025** Collected: 02/11/22 14:00 Received: 02/14/22 13:25 Matrix: Water
PWS: Site ID: Sample Type:

Parameters	Method	Act ± Unc (MDC) Carr Trac	Units	Analyzed	CAS No.	Qual
	Pace Analytical Services - Greensburg					
Radium-226	EPA 9315	**0.708 ± 0.235 (0.211) C:91% T:NA**	pCi/L	03/08/22 08:28	13982-63-3	
	Pace Analytical Services - Greensburg					
Radium-228	EPA 9320	**0.807 ± 0.421 (0.710) C:88% T:89%**	pCi/L	03/07/22 18:22	15262-20-1	
	Pace Analytical Services - Greensburg					
Total Radium	Total Radium Calculation	**1.52 ± 0.656 (0.921)**	pCi/L	03/21/22 17:19	7440-14-4	

REPORT OF LABORATORY ANALYSIS

This report shall not be reproduced, except in full,
without the written consent of Pace Analytical Services, LLC.

Pace Analytical Services, LLC
110 Technology Parkway
Peachtree Corners, GA 30092
(770)734-4200

QUALITY CONTROL - RADIOCHEMISTRY

Project: YATES AMA-R6 RAD
Pace Project No.: 92587080

QC Batch: 488843
QC Batch Method: EPA 9315
Analysis Method: EPA 9315
Analysis Description: 9315 Total Radium
Laboratory: Pace Analytical Services - Greensburg
Associated Lab Samples: 92587080019, 92587080020, 92587080021, 92587080022, 92587080023

METHOD BLANK: 2364144 Matrix: Water
Associated Lab Samples: 92587080019, 92587080020, 92587080021, 92587080022, 92587080023

Parameter	Act ± Unc (MDC) Carr Trac	Units	Analyzed	Qualifiers
Radium-226	0.00836 ± 0.0708 (0.195) C:93% T:NA	pCi/L	03/17/22 09:25	

Results presented on this page are in the units indicated by the "Units" column except where an alternate unit is presented to the right of the result.

REPORT OF LABORATORY ANALYSIS

This report shall not be reproduced, except in full,
without the written consent of Pace Analytical Services, LLC.

Pace Analytical Services, LLC
110 Technology Parkway
Peachtree Corners, GA 30092
(770)734-4200

QUALITY CONTROL - RADIOCHEMISTRY

Project: YATES AMA-R6 RAD
Pace Project No.: 92587080

QC Batch: 487660
QC Batch Method: EPA 9315
Analysis Method: EPA 9315
Analysis Description: 9315 Total Radium
Laboratory: Pace Analytical Services - Greensburg
Associated Lab Samples: 92587080006, 92587080007, 92587080008, 92587080009, 92587080010, 92587080011, 92587080012, 92587080013, 92587080014, 92587080015, 92587080016, 92587080017, 92587080018

METHOD BLANK: 2358737
Matrix: Water
Associated Lab Samples: 92587080006, 92587080007, 92587080008, 92587080009, 92587080010, 92587080011, 92587080012, 92587080013, 92587080014, 92587080015, 92587080016, 92587080017, 92587080018

Parameter	Act ± Unc (MDC) Carr Trac	Units	Analyzed	Qualifiers
Radium-226	0.0164 ± 0.0604 (0.155) C:93% T:NA	pCi/L	03/21/22 12:32	

Results presented on this page are in the units indicated by the "Units" column except where an alternate unit is presented to the right of the result.

REPORT OF LABORATORY ANALYSIS

This report shall not be reproduced, except in full,
without the written consent of Pace Analytical Services, LLC.

Pace Analytical Services, LLC
110 Technology Parkway
Peachtree Corners, GA 30092
(770)734-4200

QUALITY CONTROL - RADIOCHEMISTRY

Project: YATES AMA-R6 RAD
Pace Project No.: 92587080

QC Batch: 484773 Analysis Method: EPA 9315
QC Batch Method: EPA 9315 Analysis Description: 9315 Total Radium
Laboratory: Pace Analytical Services - Greensburg
Associated Lab Samples: 92587080001, 92587080002, 92587080003, 92587080004, 92587080005

METHOD BLANK: 2344489 Matrix: Water
Associated Lab Samples: 92587080001, 92587080002, 92587080003, 92587080004, 92587080005

Parameter	Act ± Unc (MDC) Carr Trac	Units	Analyzed	Qualifiers
Radium-226	0.0146 ± 0.0739 (0.197) C:93% T:NA	pCi/L	02/28/22 08:20	

Results presented on this page are in the units indicated by the "Units" column except where an alternate unit is presented to the right of the result.

REPORT OF LABORATORY ANALYSIS

This report shall not be reproduced, except in full,
without the written consent of Pace Analytical Services, LLC.

Pace Analytical Services, LLC
110 Technology Parkway
Peachtree Corners, GA 30092
(770)734-4200

QUALITY CONTROL - RADIOCHEMISTRY

Project: YATES AMA-R6 RAD
Pace Project No.: 92587080

QC Batch: 488360
QC Batch Method: EPA 9320
Analysis Method: EPA 9320
Analysis Description: 9320 Radium 228
Laboratory: Pace Analytical Services - Greensburg
Associated Lab Samples: 92587080013, 92587080014, 92587080015, 92587080016, 92587080017, 92587080018, 92587080019, 92587080020, 92587080021, 92587080022, 92587080023

METHOD BLANK: 2362221
Matrix: Water
Associated Lab Samples: 92587080013, 92587080014, 92587080015, 92587080016, 92587080017, 92587080018, 92587080019, 92587080020, 92587080021, 92587080022, 92587080023

Parameter	Act ± Unc (MDC) Carr Trac	Units	Analyzed	Qualifiers
Radium-228	0.179 ± 0.381 (0.881) C:76% T:93%	pCi/L	03/15/22 12:07	

Results presented on this page are in the units indicated by the "Units" column except where an alternate unit is presented to the right of the result.

REPORT OF LABORATORY ANALYSIS

This report shall not be reproduced, except in full,
without the written consent of Pace Analytical Services, LLC.

Pace Analytical Services, LLC
110 Technology Parkway
Peachtree Corners, GA 30092
(770)734-4200

QUALITY CONTROL - RADIOCHEMISTRY

Project: YATES AMA-R6 RAD
Pace Project No.: 92587080

QC Batch: 488359
QC Batch Method: EPA 9320
Analysis Method: EPA 9320
Analysis Description: 9320 Radium 228
Laboratory: Pace Analytical Services - Greensburg
Associated Lab Samples: 92587080006, 92587080007, 92587080008, 92587080009, 92587080010, 92587080011, 92587080012

METHOD BLANK: 2362220
Matrix: Water
Associated Lab Samples: 92587080006, 92587080007, 92587080008, 92587080009, 92587080010, 92587080011, 92587080012

Parameter	Act ± Unc (MDC) Carr Trac	Units	Analyzed	Qualifiers
Radium-228	-0.0558 ± 0.266 (0.648) C:66% T:95%	pCi/L	03/14/22 16:43	

Results presented on this page are in the units indicated by the "Units" column except where an alternate unit is presented to the right of the result.

REPORT OF LABORATORY ANALYSIS

This report shall not be reproduced, except in full,
without the written consent of Pace Analytical Services, LLC.

Pace Analytical Services, LLC
110 Technology Parkway
Peachtree Corners, GA 30092
(770)734-4200

QUALITY CONTROL - RADIOCHEMISTRY

Project: YATES AMA-R6 RAD
Pace Project No.: 92587080

QC Batch: 486611
QC Batch Method: EPA 9315
Analysis Method: EPA 9315
Analysis Description: 9315 Total Radium
Laboratory: Pace Analytical Services - Greensburg
Associated Lab Samples: 92587080024, 92587080025

METHOD BLANK: 2353259 Matrix: Water
Associated Lab Samples: 92587080024, 92587080025

Parameter	Act ± Unc (MDC) Carr Trac	Units	Analyzed	Qualifiers
Radium-226	-0.0325 ± 0.0552 (0.191) C:101% T:NA	pCi/L	03/08/22 08:21	

Results presented on this page are in the units indicated by the "Units" column except where an alternate unit is presented to the right of the result.

REPORT OF LABORATORY ANALYSIS

This report shall not be reproduced, except in full,
without the written consent of Pace Analytical Services, LLC.

Pace Analytical Services, LLC
110 Technology Parkway
Peachtree Corners, GA 30092
(770)734-4200

QUALITY CONTROL - RADIOCHEMISTRY

Project: YATES AMA-R6 RAD
Pace Project No.: 92587080

QC Batch: 484772 Analysis Method: EPA 9320
QC Batch Method: EPA 9320 Analysis Description: 9320 Radium 228
Laboratory: Pace Analytical Services - Greensburg
Associated Lab Samples: 92587080001, 92587080002, 92587080003, 92587080004, 92587080005

METHOD BLANK: 2344487 Matrix: Water
Associated Lab Samples: 92587080001, 92587080002, 92587080003, 92587080004, 92587080005

Parameter	Act ± Unc (MDC) Carr Trac	Units	Analyzed	Qualifiers
Radium-228	-0.0606 ± 0.318 (0.753) C:83% T:82%	pCi/L	02/25/22 15:04	

Results presented on this page are in the units indicated by the "Units" column except where an alternate unit is presented to the right of the result.

REPORT OF LABORATORY ANALYSIS

This report shall not be reproduced, except in full,
without the written consent of Pace Analytical Services, LLC.

Pace Analytical Services, LLC
110 Technology Parkway
Peachtree Corners, GA 30092
(770)734-4200

QUALITY CONTROL - RADIOCHEMISTRY

Project: YATES AMA-R6 RAD
Pace Project No.: 92587080

QC Batch: 486658
QC Batch Method: EPA 9320
Analysis Method: EPA 9320
Analysis Description: 9320 Radium 228
Laboratory: Pace Analytical Services - Greensburg
Associated Lab Samples: 92587080024, 92587080025

METHOD BLANK: 2353494 Matrix: Water
Associated Lab Samples: 92587080024, 92587080025

Parameter	Act ± Unc (MDC) Carr Trac	Units	Analyzed	Qualifiers
Radium-228	0.240 ± 0.292 (0.616) C:84% T:82%	pCi/L	03/07/22 15:13	

Results presented on this page are in the units indicated by the "Units" column except where an alternate unit is presented to the right of the result.

REPORT OF LABORATORY ANALYSIS

This report shall not be reproduced, except in full,
without the written consent of Pace Analytical Services, LLC.

Pace Analytical Services, LLC
110 Technology Parkway
Peachtree Corners, GA 30092
(770)734-4200

QUALIFIERS

Project: YATES AMA-R6 RAD
Pace Project No.: 92587080

DEFINITIONS

DF - Dilution Factor, if reported, represents the factor applied to the reported data due to dilution of the sample aliquot.

ND - Not Detected at or above adjusted reporting limit.

TNTC - Too Numerous To Count

J - Estimated concentration above the adjusted method detection limit and below the adjusted reporting limit.

MDL - Adjusted Method Detection Limit.

PQL - Practical Quantitation Limit.

RL - Reporting Limit - The lowest concentration value that meets project requirements for quantitative data with known precision and bias for a specific analyte in a specific matrix.

S - Surrogate

1,2-Diphenylhydrazine decomposes to and cannot be separated from Azobenzene using Method 8270. The result for each analyte is a combined concentration.

Consistent with EPA guidelines, unrounded data are displayed and have been used to calculate % recovery and RPD values.

LCS(D) - Laboratory Control Sample (Duplicate)

MS(D) - Matrix Spike (Duplicate)

DUP - Sample Duplicate

RPD - Relative Percent Difference

NC - Not Calculable.

SG - Silica Gel - Clean-Up

U - Indicates the compound was analyzed for, but not detected.

Acid preservation may not be appropriate for 2 Chloroethylvinyl ether.

A separate vial preserved to a pH of 4-5 is recommended in SW846 Chapter 4 for the analysis of Acrolein and Acrylonitrile by EPA Method 8260.

N-Nitrosodiphenylamine decomposes and cannot be separated from Diphenylamine using Method 8270. The result reported for each analyte is a combined concentration.

Reported results are not rounded until the final step prior to reporting. Therefore, calculated parameters that are typically reported as "Total" may vary slightly from the sum of the reported component parameters.

Act - Activity

Unc - Uncertainty: SDWA = 1.96 sigma count uncertainty, all other matrices = Expanded Uncertainty (95% confidence interval). Gamma Spec = Expanded Uncertainty (95.4% Confidence Interval)

(MDC) - Minimum Detectable Concentration

Trac - Tracer Recovery (%)

Carr - Carrier Recovery (%)

Pace Analytical is TNI accredited. Contact your Pace PM for the current list of accredited analytes.

TNI - The NELAC Institute.

This report shall not be reproduced, except in full,
without the written consent of Pace Analytical Services, LLC.

Pace Analytical Services, LLC
110 Technology Parkway
Peachtree Corners, GA 30092
(770)734-4200

QUALITY CONTROL DATA CROSS REFERENCE TABLE

Project: YATES AMA-R6 RAD
Pace Project No.: 92587080

Lab ID	Sample ID	QC Batch Method	QC Batch	Analytical Method	Analytical Batch
92587080001	YGWC-49	EPA 9315	484773		
92587080002	YGWC-41	EPA 9315	484773		
92587080003	AMA-DUP-2	EPA 9315	484773		
92587080004	YGWC-43	EPA 9315	484773		
92587080005	AMA-EB-1	EPA 9315	484773		
92587080006	YAMW-5	EPA 9315	487660		
92587080007	PZ-37	EPA 9315	487660		
92587080008	AMA-DUP-4	EPA 9315	487660		
92587080009	PZ-51	EPA 9315	487660		
92587080010	YAMW-1	EPA 9315	487660		
92587080011	PZ-35	EPA 9315	487660		
92587080012	YAMW-4	EPA 9315	487660		
92587080013	YGWC-23S	EPA 9315	487660		
92587080014	YGWC-38	EPA 9315	487660		
92587080015	YGWC-42	EPA 9315	487660		
92587080016	YGWC-24SA	EPA 9315	487660		
92587080017	AMA-DUP-1	EPA 9315	487660		
92587080018	YGWC-36A	EPA 9315	487660		
92587080019	YAMW-2	EPA 9315	488843		
92587080020	YAMW-3	EPA 9315	488843		
92587080021	AMA-EB-2	EPA 9315	488843		
92587080022	AMA-FB-1	EPA 9315	488843		
92587080023	AMA-FB-2	EPA 9315	488843		
92587080024	PZ-37D	EPA 9315	486611		
92587080025	PZ-52D	EPA 9315	486611		
92587080001	YGWC-49	EPA 9320	484772		
92587080002	YGWC-41	EPA 9320	484772		
92587080003	AMA-DUP-2	EPA 9320	484772		
92587080004	YGWC-43	EPA 9320	484772		
92587080005	AMA-EB-1	EPA 9320	484772		
92587080006	YAMW-5	EPA 9320	488359		
92587080007	PZ-37	EPA 9320	488359		
92587080008	AMA-DUP-4	EPA 9320	488359		
92587080009	PZ-51	EPA 9320	488359		
92587080010	YAMW-1	EPA 9320	488359		
92587080011	PZ-35	EPA 9320	488359		
92587080012	YAMW-4	EPA 9320	488359		
92587080013	YGWC-23S	EPA 9320	488360		
92587080014	YGWC-38	EPA 9320	488360		
92587080015	YGWC-42	EPA 9320	488360		
92587080016	YGWC-24SA	EPA 9320	488360		
92587080017	AMA-DUP-1	EPA 9320	488360		
92587080018	YGWC-36A	EPA 9320	488360		
92587080019	YAMW-2	EPA 9320	488360		
92587080020	YAMW-3	EPA 9320	488360		
92587080021	AMA-EB-2	EPA 9320	488360		

REPORT OF LABORATORY ANALYSIS

This report shall not be reproduced, except in full,
without the written consent of Pace Analytical Services, LLC.

Pace Analytical Services, LLC
110 Technology Parkway
Peachtree Corners, GA 30092
(770)734-4200

QUALITY CONTROL DATA CROSS REFERENCE TABLE

Project: YATES AMA-R6 RAD
Pace Project No.: 92587080

Lab ID	Sample ID	QC Batch Method	QC Batch	Analytical Method	Analytical Batch
92587080022	**AMA-FB-1**	EPA 9320	488360		
92587080023	**AMA-FB-2**	EPA 9320	488360		
92587080024	**PZ-37D**	EPA 9320	486658		
92587080025	**PZ-52D**	EPA 9320	486658		
92587080001	**YGWC-49**	Total Radium Calculation	487027		
92587080002	**YGWC-41**	Total Radium Calculation	487027		
92587080003	**AMA-DUP-2**	Total Radium Calculation	487027		
92587080004	**YGWC-43**	Total Radium Calculation	487027		
92587080005	**AMA-EB-1**	Total Radium Calculation	487027		
92587080006	**YAMW-5**	Total Radium Calculation	492139		
92587080007	**PZ-37**	Total Radium Calculation	492139		
92587080008	**AMA-DUP-4**	Total Radium Calculation	492139		
92587080009	**PZ-51**	Total Radium Calculation	492139		
92587080010	**YAMW-1**	Total Radium Calculation	492139		
92587080011	**PZ-35**	Total Radium Calculation	492139		
92587080012	**YAMW-4**	Total Radium Calculation	492139		
92587080013	**YGWC-23S**	Total Radium Calculation	492139		
92587080014	**YGWC-38**	Total Radium Calculation	492139		
92587080015	**YGWC-42**	Total Radium Calculation	492139		
92587080016	**YGWC-24SA**	Total Radium Calculation	492139		
92587080017	**AMA-DUP-1**	Total Radium Calculation	492139		
92587080018	**YGWC-36A**	Total Radium Calculation	492139		
92587080019	**YAMW-2**	Total Radium Calculation	492151		
92587080020	**YAMW-3**	Total Radium Calculation	492151		
92587080021	**AMA-EB-2**	Total Radium Calculation	492151		
92587080022	**AMA-FB-1**	Total Radium Calculation	492151		
92587080023	**AMA-FB-2**	Total Radium Calculation	492151		
92587080024	**PZ-37D**	Total Radium Calculation	491869		
92587080025	**PZ-52D**	Total Radium Calculation	491869		

This report shall not be reproduced, except in full,
without the written consent of Pace Analytical Services, LLC.

Pace Analytical	Document Name: Sample Condition Upon Receipt (SCUR)	Document Revised: November 15, 2021 Page 1 of 2
	Document No.: F-CAR-CS-033-Rev.08	Issuing Authority: Pace Carolinas Quality Office

Laboratory receiving samples:
Asheville ☐ Eden ☐ Greenwood ☐ Huntersville ☐ Raleigh ☐ Mechanicsville ☐ Atlanta ☑ Kernersville ☐

Sample Condition Upon Receipt

Client Name: GA Power **Project #:**

WO# : 92587090

92587090

Courier: ☐ Commercial ☐ Fed Ex ☐ Pace ☐ UPS ☐ USPS ☐ Other: ☐ Client

Custody Seal Present? ☐ Yes ☑ No **Seals Intact?** ☐ Yes ☐ No

Date/Initials Person Examining Contents: 2/9/22

Packing Material: ☐ Bubble Wrap ☐ Bubble Bags ☑ None ☐ Other

Biological Tissue Frozen? ☐ Yes ☐ No ☑ N/A

Thermometer: ☐ IR Gun ID: 083 ☑ Wet ☐ Blue ☐ None **Type of Ice:**

Cooler Temp: 2.3 **Correction Factor:** Add/Subtract (°C) +0.2

Cooler Temp Corrected (°C): 2.5

Temp should be above freezing to 6°C
☐ Samples out of temp criteria. Samples on ice, cooling process has begun

USDA Regulated Soil (☐ N/A, water sample)
Did samples originate in a quarantine zone within the United States: CA, NY, or SC (check maps)? ☐ Yes ☐ No

Did samples originate from a foreign source (internationally, including Hawaii and Puerto Rico)? ☐ Yes ☐ No

				Comments/Discrepancy:
Chain of Custody Present?	☑ Yes	☐ No	☐ N/A	1.
Samples Arrived within Hold Time?	☑ Yes	☐ No	☐ N/A	2.
Short Hold Time Analysis (<72 hr.)?	☐ Yes	☑ No	☐ N/A	3.
Rush Turn Around Time Requested?	☐ Yes	☑ No	☐ N/A	4.
Sufficient Volume?	☑ Yes	☐ No	☐ N/A	5.
Correct Containers Used?	☑ Yes	☐ No	☐ N/A	6.
-Pace Containers Used?	☑ Yes	☐ No	☐ N/A	
Containers Intact?	☑ Yes	☐ No	☐ N/A	7.
Dissolved analysis: Samples Field Filtered?	☐ Yes	☐ No	☑ N/A	8.
Sample Labels Match COC?	☑ Yes	☐ No	☐ N/A	9.
-Includes Date/Time/ID/Analysis Matrix: W				
Headspace in VOA Vials (>5-6mm)?	☐ Yes	☐ No	☑ N/A	10.
Trip Blank Present?	☐ Yes	☐ No	☑ N/A	11.
Trip Blank Custody Seals Present?	☐ Yes	☐ No	☑ N/A	

COMMENTS/SAMPLE DISCREPANCY

Field Data Required? ☐ Yes ☐ No

Lot ID of split containers:

CLIENT NOTIFICATION/RESOLUTION

Person contacted: Date/Time:

Project Manager SCURF Review: Date:

Project Manager SRF Review: Date:

***Check mark top half of box if pH and/or dechlorination is verified and within the acceptance range for preservation samples.**

Exceptions: VOA, Coliform, TOC, O&G, DRO/8015 (water) DOC, ITHg

****Bottom half of box is to list number of bottles**

Project # **WO# : 92587090**

PM: NMG Due Date: 02/23/22

CLIENT: GA-GA Power

Item#	BP4U-125 mL Plastic Unpreserved (N/A) (Cl-)	BP3U-250 mL Plastic Unpreserved (N/A)	BP2U-500 mL Plastic Unpreserved (N/A)	BP1U-1 liter Plastic Unpreserved (N/A)	BP4S-125 mL Plastic H2SO4 (pH < 2) (Cl-)	BP3N-250 mL plastic HNO3 (pH < 2)	BP4Z-125 mL Plastic ZN Acetate & NaOH (>9)	BP4B-125 mL Plastic NaOH (pH > 12) (Cl-)	WGFU-Wide-mouthed Glass jar Unpreserved	AG1U-1 liter Amber Unpreserved (N/A) (Cl-)	AG1H-1 liter Amber HCl (pH < 2)	AG3U-250 mL Amber Unpreserved (N/A) (Cl-)	AG1S-1 liter Amber H2SO4 (pH < 2)	AG3S-250 mL Amber H2SO4 (pH < 2)	AG3A(DG3A)-250 mL Amber NH4Cl (N/A)(Cl-)	DG9H-40 mL VOA HCl (N/A)	VG9T-40 mL VOA Na2S2O3 (N/A)	VG9U-40 mL VOA Unpreserved (N/A)	DG9P-40 mL VOA H3PO4 (N/A)	VOAK (3 vials per kit)-5035 kit (N/A)	V/GK (3 vials per kit)-VPH/Gas kit (N/A)	SPST-125 mL Sterile Plastic (N/A – lab)	SP2T-250 mL Sterile Plastic (N/A – lab)		BP3A-250 mL Plastic (NH2)2SO4 (9.3-9.7)	AG0U-100 mL Amber Unpreserved vials (N/A)	VSGU-20 mL Scintillation vials (N/A)	DG9U-40 mL Amber Unpreserved vials (N/A)
1		1	1			1																		2				
2		1	1			1																		2				
3		1	1			1																		2				
4		1	1			1																		2				
5		1	1			1																		2				
6																												
7																												
8																												
9																												
10																												
11																												
12																												

pH Adjustment Log for Preserved Samples

Sample ID	Type of Preservative	pH upon receipt	Date preservation adjusted	Time preservation adjusted	Amount of Preservative added	Lot #

Note: Whenever there is a discrepancy affecting North Carolina compliance samples, a copy of this form will be sent to the North Carolina DEHNR Certification Office (i.e. Out of hold, incorrect preservative, out of temp, incorrect containers.

CHAIN-OF-CUSTODY / Analytical Request Document

The Chain-of-Custody is a LEGAL DOCUMENT. All relevant fields must be completed accurately.

Page : 1 Of 1

Section A Required Client Information:		Section B Required Project Information:		Section C Invoice Information:	
Company:	GA Power	Report To:	SCS Contacts	Attention:	Southern Co.
Address:	Atlanta, GA	Copy To:	Arcadis Contacts	Company Name:	
				Address:	
Email To:		Purchase Order #:		Pace Quote:	
Phone:	Fax	Project Name:	Plant Yates AMA-R6	Pace Project Manager:	Nicole D'Oleo
Requested Due Date:		Project Number:		Pace Profile #:	10840

Regulatory Agency

State / Location

Georgia

ITEM #	SAMPLE ID (One Character per box. (A-Z, 0-9 / , -) Sample Ids must be unique)	MATRIX CODE (see valid codes to left)	SAMPLE TYPE (G=GRAB C=COMP)	COLLECTED START DATE	COLLECTED START TIME	COLLECTED END DATE	COLLECTED END TIME	SAMPLE TEMP AT COLLECTION	# OF CONTAINERS	Preservatives: Unpreserved	H2SO4	HNO3	HCl	NaOH	Na2S2O3	Methanol	Other	Analyses Test (Y/N)	App III/IV Metals	Cl, F, SO4	TDS (2540C)	RAD 9315/9320	Residual Chlorine (Y/N)	
1	~~YGWC-23S~~	WT	G	~~2/8/22~~	~~1020~~	–	–		5	2		3							X	X	X	X		pH:
2	~~YGWC-24SA~~	WT	G			–	–		5	2		3							X	X	X	X		pH:
3	~~AMA-DUP-1~~	WT	G			–	–		5	2		3							X	X	X	X		pH:
4	~~YGWC-38A~~	WT	G						5	2		3							X	X	X	X		pH:
5	YGWC-49	WT	G	2/8/22	1800	–	–		5	2		3							X	X	X	X		pH: 5.79
6	~~YGWC-38~~	WT	G			–	–		5	2		3							X	X	X	X		pH:
7	YGWC-41	WT	G	2/8/22	1620	–	–		5	2		3							X	X	X	X		pH: 5.07
8	AMA-DUP-2	WT	G	2/8/22	—	–	–		5	2		3							X	X	X	X		pH: —
9	~~YGWC-42~~	WT	G			–	–		5	2		3							X	X	X	X		pH:
10	~~YGWC-43~~	WT	G	~~[illegible]~~		–	–		5	2		3							X	X	X	X		pH:
11	~~YAMW-2~~	WT	G			–	–		5	2		3							X	X	X	X		pH:
12	~~YAMW-3~~	WT	G			–	–		5	2		3							X	X	X	X		pH:

ADDITIONAL COMMENTS	RELINQUISHED BY / AFFILIATION	DATE	TIME	ACCEPTED BY / AFFILIATION	DATE	TIME	SAMPLE CONDITIONS
Anions Suite 300.0 (Cl, F, Sulfate)	[signature] /Arcadis	2/9/22	0825	[signature] / Arcadis	2/9/22	0825	
App III Metals: Boron 6020B, Ca 6010D	[signature] / Arcadis	2/9/22	1018	[signature] / [signature]	2/9	1018	
App IV: Metals 6020B: Antimony (Sb), Arsenic (As), Barium (Ba), Beryllium (Be), Cadmium (Cd), Chromium (Cr), Cobalt (Co), Lead (Pb), Lithium (Li), Molybdenum (Mo), Selenium (Se) 7040A: Mercury (Hg)							

SAMPLER NAME AND SIGNATURE

PRINT Name of SAMPLER: Kim Lapszynski

SIGNATURE of SAMPLER: [signature]

DATE Signed: 2/9/22

TEMP in C | Received on Ice (Y/N) | Custody Sealed Cooler (Y/N) | Samples Intact (Y/N)

CHAIN-OF-CUSTODY / Analytical Request Document

The Chain-of-Custody is a LEGAL DOCUMENT. All relevant fields must be completed accurately.

Page : | Of

Section A — Required Client Information:

Company:	GA Power
Address:	Atlanta, GA
Email To:	
Phone:	Fax:
Requested Due Date:	

Section B — Required Project Information:

Report To:	SCS Contacts
Copy To:	Arcadis Contacts
Purchase Order #:	
Project Name:	Plant Yates AMA-R6
Project Number:	

Section C — Invoice Information:

Attention:	Southern Co.
Company Name:	
Address:	
Pace Quote:	
Pace Project Manager:	Nicole D'Oleo
Pace Profile #:	10840

Regulatory Agency:

State / Location: Georgia

SAMPLE ID — One Character per box. (A-Z, 0-9 / , -) Sample Ids must be unique

MATRIX CODE: Drinking Water DW; Water WT; Waste Water WW; Product P; Soil/Solid SL; Oil OL; Wipe WP; Air AR; Other OT; Tissue TS

ITEM #	SAMPLE ID	MATRIX CODE (see valid codes to left)	SAMPLE TYPE (G=GRAB C=COMP)	COLLECTED START DATE	COLLECTED START TIME	COLLECTED END DATE	COLLECTED END TIME	SAMPLE TEMP AT COLLECTION	# OF CONTAINERS	Preservatives: Unpreserved	H2SO4	HNO3	HCl	NaOH	Na2S2O3	Methanol	Other	Analyses Test Y/N	App III/IV Metals	Cl, F, SO4	TDS (2540C)	RAD 9315/9320	Residual Chlorine (Y/N)	
1	~~YGWC-23S~~	WT	G			–	–		5	2		3							X	X	X	X		pH:
2	~~YGWC-24BA~~	WT	G			–	–		5	2		3							X	X	X	X		pH:
3	~~AMA-DUP-1~~	WT	G			–	–		5	2		3							X	X	X	X		pH:
4	~~YGWC-36A~~	WT	G			–	–		5	2		3							X	X	X	X		pH:
5	~~YGWC-49~~	WT	G			–	–		5	2		3							X	X	X	X		pH:
6	~~YGWC-38~~	WT	G			–	–		5	2		3							X	X	X	X		pH:
7	~~YGWC-4T~~	WT	G			–	–		5	2		3							X	X	X	X		pH:
8	~~AMA-DUP-2~~	WT	G			–	–		5	2		3							X	X	X	X		pH:
9	~~YGWC-42~~	WT	G			–	–		5	2		3							X	X	X	X		pH:
10	YGWC-43	WT	G	2/8/22	10:20	–	–		5	2		3							X	X	X	X		pH: 5.82
11	~~YAMW-2~~	WT	G			–	–		5	2		3							X	X	X	X		pH:
12	~~YAMW-3~~	WT	G			–	–		5	2		3							X	X	X	X		pH:

ADDITIONAL COMMENTS	RELINQUISHED BY / AFFILIATION	DATE	TIME	ACCEPTED BY / AFFILIATION	DATE	TIME	SAMPLE CONDITIONS
Anions Suite 300.0 (Cl, F, Sulfate)	Jessica Ware /Arcadis	2/9/22	0827		2/9/22	0827	
App III Metals: Boron 6020B, Ca 6010D		2/9/22	1018		2/9	10:18	
App IV: Metals 6020B: Antimony (Sb), Arsenic (As), Barium (Ba), Beryllium (Be), Cadmium (Cd), Chromium (Cr), Cobalt (Co), Lead (Pb), Lithium (Li), Molybdenum (Mo), Selenium (Se) 7040A: Mercury (Hg)							

SAMPLER NAME AND SIGNATURE

PRINT Name of SAMPLER: Jessica Ware

SIGNATURE of SAMPLER: Jessica Ware — DATE Signed: 2/9/22

TEMP in C	Received on Ice (Y/N)	Custody Sealed Cooler (Y/N)	Samples Intact (Y/N)

Section A Required Client Information:		Section B Required Project Information:		Section C Invoice Information:		Page: 1 Of 1
Company:	GA Power	Report To:	SCS Contacts	Attention:	Southern Co.	
Address:	Atlanta, GA	Copy To:	Arcadis Contacts	Company Name:		
				Address:		Regulatory Agency
Email To:		Purchase Order #:		Pace Quote:		
Phone:	Fax:	Project Name:	Plant Yates AMA-R6	Pace Project Manager:		State / Location
Requested Due Date:		Project Number:		Pace Profile #:	10840	Georgia

Requested Analysis Filtered (Y/N)

ITEM #	SAMPLE ID (One Character per box. [A-Z, 0-9 / , -] Sample Ids must be unique)	MATRIX CODE (see valid codes to left)	SAMPLE TYPE (G=GRAB C=COMP)	COLLECTED START DATE	COLLECTED START TIME	COLLECTED END DATE	COLLECTED END TIME	SAMPLE TEMP AT COLLECTION	# OF CONTAINERS	Preservatives: Unpreserved	H2SO4	HNO3	HCl	NaOH	Na2S2O3	Methanol	Other	Analyses Test Y/N	App III/IV Metals	Cl, F, SO4	TDS (2540C)	RAD 9315/9320	Residual Chlorine (Y/N)
1	AMA-EB-1	WT	G	2/9/22	1530	–	–		5	2		3							X	X	X	X	
2	AMA-EB-2	WT	G			–	–		5	2		3							X	X	X	X	
3	AMA-FB-1	WT	G			–	–		5	2		3							X	X	X	X	
4	AMA-FB-2	WT	G			–	–		5	2		3							X	X	X	X	
5																							
6																							
7																							
8																							
9																							
10																							
11																							
12																							

ADDITIONAL COMMENTS	RELINQUISHED BY / AFFILIATION	DATE	TIME	ACCEPTED BY / AFFILIATION	DATE	TIME	SAMPLE CONDITIONS
Anions Suite 300.0 (Cl, F, Sulfate)	/Arcadis	2/9/22	0825	Arcadis	2/9/22	0825	
App III Metals: Boron 6020B, Ca 6010D	Arcadis	2/9/22	1018		2/9	1018	
App IV Metals 6020B: Antimony (Sb), Arsenic (As), Barium (Ba), Beryllium (Be), Cadmium (Cd), Chromium (Cr), Cobalt (Co), Lead (Pb), Lithium (Li), Molybdenum (Mo), Selenium (Se) 7040A: Mercury (Hg)							

SAMPLER NAME AND SIGNATURE

PRINT Name of SAMPLER: Kim Ludszynski

SIGNATURE of SAMPLER: [signature]

DATE Signed: 2/9/22

TEMP in C	Received on Ice (Y/N)	Custody Sealed Cooler (Y/N)	Samples Intact (Y/N)

Pace Analytical	Document Name: **Sample Condition Upon Receipt (SCUR)**	Document Revised: November 15, 2021 Page 1 of 2
	Document No.: **F-CAR-CS-033-Rev.08**	Issuing Authority: Pace Carolinas Quality Office

Laboratory receiving samples:

Asheville ☐ **Eden** ☐ **Greenwood** ☐ **Huntersville** ☐ **Raleigh** ☐ **Mechanicsville** ☐ **Atlanta** ☑ **Kernersville** ☐

Sample Condition Upon Receipt

Client Name: GA Power

Project #:

Courier: ☐ Commercial ☐ Fed Ex ☐ UPS ☐ USPS ☑ Client ☐ ~~Pace~~ JPE ☐ Other:

Custody Seal Present? ☐ Yes ☑ No **Seals Intact?** ☐ Yes ☑ No

Date/Initials Person Examining Contents: JPE 2/12/2022

Packing Material: ☐ Bubble Wrap ☐ Bubble Bags ☐ None ☑ Other

Biological Tissue Frozen? ☐ Yes ☐ No ☑ N/A

Thermometer: ☐ IR Gun ID 214

Type of Ice: ☑ Wet ☐ Blue ☐ None

Cooler Temp: 4.1

Correction Factor: Add/Subtract (°C) +.1

Temp should be above freezing to 6°C

☐ Samples out of temp criteria. Samples on ice, cooling process has begun

Cooler Temp Corrected (°C): 4.2

USDA Regulated Soil (☐ N/A, water sample)

Did samples originate in a quarantine zone within the United States: CA, NY, or SC (check maps)? ☐ Yes ☐ No

Did samples originate from a foreign source (internationally, including Hawaii and Puerto Rico)? ☐ Yes ☐ No

				Comments/Discrepancy:
Chain of Custody Present?	☑ Yes	☐ No	☐ N/A	1.
Samples Arrived within Hold Time?	☑ Yes	☐ No	☐ N/A	2.
Short Hold Time Analysis (<72 hr.)?	☐ Yes	☑ No	☐ N/A	3.
Rush Turn Around Time Requested?	☐ Yes	☑ No	☐ N/A	4.
Sufficient Volume?	☐ Yes	☑ No	☐ N/A	5. missing YAMW-4 2/10/22
Correct Containers Used?	☑ Yes	☐ No	☐ N/A	6.
-Pace Containers Used?	☑ Yes	☐ No	☐ N/A	
Containers Intact?	☑ Yes	☐ No	☐ N/A	7.
Dissolved analysis: Samples Field Filtered?	☐ Yes	☐ No	☑ N/A	8.
Sample Labels Match COC?	☑ Yes	☐ No	☐ N/A	9.
-Includes Date/Time/ID/Analysis Matrix: W				
Headspace in VOA Vials (>5-6mm)?	☐ Yes	☐ No	☑ N/A	10.
Trip Blank Present?	☐ Yes	☐ No	☑ N/A	11.
Trip Blank Custody Seals Present?	☐ Yes	☐ No	☑ N/A	

COMMENTS/SAMPLE DISCREPANCY

Field Data Required? ☐ Yes ☐ No

Lot ID of split containers:

CLIENT NOTIFICATION/RESOLUTION

Person contacted: _____ Date/Time: _____

Project Manager SCURF Review: _____ **Date:** _____

Project Manager SRF Review: _____ **Date:** _____

CHAIN-OF-CUSTODY / Analytical Request Document

The Chain-of-Custody is a LEGAL DOCUMENT. All relevant fields must be completed accurately.

Page : 1 Of 2

Section A Required Client Information:		Section B Required Project Information:		Section C Invoice Information:	
Company:	GA Power	Report To:	SCS Contacts	Attention:	Southern Co.
Address:	Atlanta, GA	Copy To:	Arcadis Contacts	Company Name:	
				Address:	
Email To:		Purchase Order #:		Pace Quote:	
Phone:	Fax	Project Name:	Plant Yates AMA-R6	Pace Project Manager:	
Requested Due Date:		Project Number:		Pace Profile #:	10840

Regulatory Agency
State / Location
Georgia

SAMPLE ID
One Character per box.
(A-Z, 0-9 / , -)
Sample Ids must be unique

MATRIX CODE: Drinking Water DW; Water WT; Waste Water WW; Product P; Soil/Solid SL; Oil OL; Wipe WP; Air AR; Other OT; Tissue TS

ITEM #	SAMPLE ID	MATRIX CODE (see valid codes to left)	SAMPLE TYPE (G=GRAB C=COMP)	COLLECTED START DATE	COLLECTED START TIME	COLLECTED END DATE	COLLECTED END TIME	SAMPLE TEMP AT COLLECTION	# OF CONTAINERS	Preservatives: Unpreserved	H2SO4	HNO3	HCl	NaOH	Na2S2O3	Methanol	Other	Analyses Test Y/N	App III/IV Metals	Cl, F, SO4	TDS (2540C)	RAD 9315/9320	Residual Chlorine (Y/N)	
1	YAMW-4	WT	G	2/10/22	1130	--	--		5	2		3							X	X	X	X		pH: 5.22
2	~~YAMW-5~~	WT	G			--	--		5	2		3							X	X	X	X		pH:
3	PZ-37	WT	G	2/10/22	1305	--	--		5	2		3							X	X	X	X		pH: 4.93
4	AMA-DUP-4	WT	G	2/10/22	—	--	--		5	2		3							X	X	X	X		pH: —
5	~~PZ-37D~~	WT	G			--	--		5	2		3							X	X	X	X		pH:
6	PZ-51	WT	G	2/10/22	1810	--	--		5	2		3							X	X	X	X		pH: 11.06
7	~~PZ-52D~~	WT	G			--	--		5	2		3							X	X	X	X		pH:
8	~~YAMW-1~~	WT	G			--	--		5	2		3							X	X	X	X		pH:
9	~~PZ-35~~	WT	G			--	--		5	2		3							X	X	X	X		pH:
10						--	--																	
11						--	--																	
12						--	--																	

ADDITIONAL COMMENTS	RELINQUISHED BY / AFFILIATION	DATE	TIME	ACCEPTED BY / AFFILIATION	DATE	TIME	SAMPLE CONDITIONS
Anions Suite 300.0 (Cl, F, Sulfate)	/Arcadis	2/11/22	1445	Kharill Carson	2/11/22	1445	
App III Metals: Boron 6020B, Ca 6010D	Kharill Carson /Arcadis	2/11/22	1645		2/11/22	1645	
App IV: Metals 6020B: Antimony (Sb), Arsenic (As), Barium (Ba), Beryllium (Be), Cadmium (Cd), Chromium (Cr), Cobalt (Co), Lead (Pb), Lithium (Li), Molybdenum (Mo), Selenium (Se) 7040A: Mercury (Hg)							

SAMPLER NAME AND SIGNATURE			
PRINT Name of SAMPLER:	Kim Lapszynski		
SIGNATURE of SAMPLER:		DATE Signed:	2/11/22

TEMP in C	Received on Ice (Y/N)	Custody Sealed Cooler (Y/N)	Samples Intact (Y/N)

CHAIN-OF-CUSTODY / Analytical Request Document

The Chain-of-Custody is a LEGAL DOCUMENT. All relevant fields must be completed accurately.

Page : 2 Of 4

Section A Required Client Information:		Section B Required Project Information:		Section C Invoice Information:	
Company:	GA Power	Report To:	SCS Contacts	Attention:	Southern Co.
Address:	Atlanta, GA	Copy To:	Arcadis Contacts	Company Name:	
				Address:	
Email To:		Purchase Order #:		Pace Quote:	
Phone:	Fax	Project Name:	Plant Yates AMA-R6	Pace Project Manager:	
Requested Due Date:		Project Number:		Pace Profile #:	10840

Regulatory Agency

State / Location: Georgia

ITEM #	SAMPLE ID (One Character per box. (A-Z, 0-9 / , -) Sample Ids must be unique)	MATRIX CODE (see valid codes to left)	SAMPLE TYPE (G=GRAB C=COMP)	COLLECTED START DATE	COLLECTED START TIME	COLLECTED END DATE	COLLECTED END TIME	SAMPLE TEMP AT COLLECTION	# OF CONTAINERS	Preservatives: Unpreserved	H2SO4	HNO3	HCl	NaOH	Na2S2O3	Methanol	Other	Analyses Test Y/N	App III/IV Metals	Cl, F, SO4	TDS (2540C)	RAD 9315/9320	Residual Chlorine (Y/N)
1	~~YAMW-4~~	~~WT~~	~~G~~						~~5~~	~~2~~		~~3~~							~~X~~	~~X~~	~~X~~	~~X~~	pH:
2	YAMW-5	~~WT~~	~~G~~			–	–		~~5~~	~~2~~		~~3~~							~~X~~	~~X~~	~~X~~	~~X~~	pH:
3	PZ-37	~~WT~~	~~G~~			–	–		5	2		3							X	X	X	X	pH:
4	~~AMA-DUP-4~~	~~WT~~	~~G~~			–	–		~~5~~	~~2~~		~~3~~							~~X~~	~~X~~	~~X~~	~~X~~	pH:
5	~~PZ-37D~~	~~WT~~	~~G~~			–	–		~~5~~	~~2~~		~~3~~							~~X~~	~~X~~	~~X~~	~~X~~	pH:
6	~~PZ-51~~	~~WT~~	~~G~~			–	–		~~5~~	~~2~~		~~3~~							~~X~~	~~X~~	~~X~~	~~X~~	pH:
7	~~PZ-52D~~	~~WT~~	~~G~~			–	–		~~5~~	~~2~~		~~3~~							~~X~~	~~X~~	~~X~~	~~X~~	pH:
8	YAMW-1	WT	G	2/10/22	1155	–	–		5	2		3							X	X	X	X	pH: 5.80
9	PZ-35	WT	G	2/10/22	1437	–	–		5	2		3							X	X	X	X	pH: 5.35
10						–	–																
11						–	–																
12						–	–																

ADDITIONAL COMMENTS	RELINQUISHED BY / AFFILIATION	DATE	TIME	ACCEPTED BY / AFFILIATION	DATE	TIME	SAMPLE CONDITIONS
Anions Suite 300.0 (Cl, F, Sulfate)	/Arcadis	2/11/22	1745	Mhalli Carson Arcadis	2/11/22	1445	
App III Metals: Boron 6020B, Ca 6010D	Mhalli Carson	2/11/22	1645	Joann	2/11/22	1645	
App IV: Metals 6020B: Antimony (Sb), Arsenic (As), Barium (Ba), Beryllium (Be), Cadmium (Cd), Chromium (Cr), Cobalt (Co), Lead (Pb), Lithium (Li), Molybdenum (Mo), Selenium (Se) 7040A: Mercury (Hg)							

SAMPLER NAME AND SIGNATURE

PRINT Name of SAMPLER: Mark Clevenger

SIGNATURE of SAMPLER: [signature] DATE Signed: 2/11/22

TEMP in C	Received on Ice (Y/N)	Custody Sealed Cooler (Y/N)	Samples Intact (Y/N)

CHAIN-OF-CUSTODY / Analytical Request Document

The Chain-of-Custody is a LEGAL DOCUMENT. All relevant fields must be completed accurately.

Page : 1 Of 2

Section A Required Client Information:		Section B Required Project Information:		Section C Invoice Information:	
Company:	GA Power	Report To:	SCS Contacts	Attention:	Southern Co.
Address:	Atlanta, GA	Copy To:	Arcadis Contacts	Company Name:	
				Address:	
Email To:		Purchase Order #:		Pace Quote:	
Phone:	Fax:	Project Name:	Plant Yates AMA-R6	Pace Project Manager:	
Requested Due Date:		Project Number:		Pace Profile #:	10840

Regulatory Agency: —

State / Location: Georgia

Requested Analysis Filtered (Y/N)

ITEM #	SAMPLE ID (One Character per box. (A-Z, 0-9 / , -) Sample Ids must be unique)	MATRIX CODE (see valid codes to left)	SAMPLE TYPE (G=GRAB C=COMP)	COLLECTED START DATE	COLLECTED START TIME	COLLECTED END DATE	COLLECTED END TIME	SAMPLE TEMP AT COLLECTION	# OF CONTAINERS	Preservatives: Unpreserved	H2SO4	HNO3	HCl	NaOH	Na2S2O3	Methanol	Other	Analyses Test Y/N	App III/IV Metals	Cl, F, SO4	TDS (2540C)	RAD 9315/9320	Residual Chlorine (Y/N)	
1	YAMW-4	WT	G	2/10/22	1200	—	—		5	2		3						X	X	X	X			pH: 6.10
2	~~YAMW-5~~	WT	G			—	—		5	2		3						X	X	X	X			pH:
3	~~PZ-37~~	WT	G			—	—		5	2		3						X	X	X	X			pH:
4	~~AMA-DUP-4~~	WT	G			—	—		5	2		3						X	X	X	X			pH:
5	~~PZ-37D~~	WT	G			—	—		5	2		3						X	X	X	X			pH:
6	~~PZ-51~~	WT	G			—	—		5	2		3						X	X	X	X			pH:
7	~~PZ-52D~~	WT	G			—	—		5	2		3						X	X	X	X			pH:
8	YAMW-1	WT	G			—	—		5	2		3						X	X	X	X			pH:
9	~~PZ-55~~	WT	G			—	—		5	2		3						X	X	X	X			pH:
10						—	—																	
11						—	—																	
12						—	—																	

MATRIX CODE: Drinking Water DW; Water WT; Waste Water WW; Product P; Soil/Solid SL; Oil OL; Wipe WP; Air AR; Other OT; Tissue TS

ADDITIONAL COMMENTS	RELINQUISHED BY / AFFILIATION	DATE	TIME	ACCEPTED BY / AFFILIATION	DATE	TIME	SAMPLE CONDITIONS
Anions Suite 300.0 (Cl, F, Sulfate)	Jessica Ware /Arcadis	2/11/22	1445	Harold Carver	2/11/22	1445	
App III Metals: Boron 6020B, Ca 6010D	Harold Carver	2/11/22	1645	Jessica Ware	2/11/22	1645	
App IV Metals 6020B: Antimony (Sb), Arsenic (As), Barium (Ba), Beryllium (Be), Cadmium (Cd), Chromium (Cr), Cobalt (Co), Lead (Pb), Lithium (Li), Molybdenum (Mo), Selenium (Se) 7040A: Mercury (Hg)							

SAMPLER NAME AND SIGNATURE

PRINT Name of SAMPLER: Jessica Ware

SIGNATURE of SAMPLER: Jessica Ware DATE Signed: 2/10/22

TEMP in C | Received on Ice (Y/N) | Custody Sealed Cooler (Y/N) | Samples Intact (Y/N)

CHAIN-OF-CUSTODY / Analytical Request Document

The Chain-of-Custody is a LEGAL DOCUMENT. All relevant fields must be completed accurately.

Page : 2 Of 2

Section A Required Client Information:		Section B Required Project Information:		Section C Invoice Information:	
Company:	GA Power	Report To:	SCS Contacts	Attention:	Southern Co.
Address:	Atlanta, GA	Copy To:	Arcadis Contacts	Company Name:	
				Address:	
Email To:		Purchase Order #:		Pace Quote:	
Phone:	Fax	Project Name:	Plant Yates AMA-R6	Pace Project Manager:	Nicole D'Oleo
Requested Due Date:		Project Number:		Pace Profile #:	10840

Regulatory Agency: —

State / Location: Georgia

ITEM #	SAMPLE ID (One Character per box. (A-Z, 0-9 / , -) Sample Ids must be unique)	MATRIX CODE (see valid codes to left)	SAMPLE TYPE (G=GRAB C=COMP)	COLLECTED START DATE	COLLECTED START TIME	COLLECTED END DATE	COLLECTED END TIME	SAMPLE TEMP AT COLLECTION	# OF CONTAINERS	Preservatives: Unpreserved	H2SO4	HNO3	HCl	NaOH	Na2S2O3	Methanol	Other	Analyses Test Y/N	App III/IV Metals	Cl, F, SO4	TDS (2540C)	RAD 9315/9320	Residual Chlorine (Y/N)	
1	YGWC-23S	WT	G	2/10/22	1510	--	--		5	2		3						X	X	X	X			pH: 5.51
2	~~YGWC-24SA~~	WT	G			--	--		5	2		3						X	X	X	X			pH:
3	~~AMA-DUP-1~~	WT	G			--	--		5	2		3						X	X	X	X			pH:
4	~~YGWC-36A~~	WT	G			--	--		5	2		3						X	X	X	X			pH:
5	~~YGWC-49~~	WT	G			--	--		5	2		3						X	X	X	X			pH:
6	YGWC-38	WT	G	2/10/22	0950	--	--		5	2		3						X	X	X	X			pH: 4.85
7	~~YGWC-41~~	WT	G			--	--		5	2		3						X	X	X	X			pH:
8	~~AMA-DUP-2~~	WT	G			--	--		5	2		3						X	X	X	X			pH:
9	YGWC-42	WT	G	2/10/22	1635	--	--		5	2		3						X	X	X	X			pH: 5.57
10	~~YGWC-43~~	WT	G			--	--		5	2		3						X	X	X	X			pH:
11	~~YAMW-2~~	WT	G			--	--		5	2		3						X	X	X	X			pH:
12	~~YAMW-2~~	WT	G			--	--		5	2		3						X	X	X	X			pH:

ADDITIONAL COMMENTS	RELINQUISHED BY / AFFILIATION	DATE	TIME	ACCEPTED BY / AFFILIATION	DATE	TIME	SAMPLE CONDITIONS
Anions Suite 300.0 (Cl, F, Sulfate)	/Arcadis	2/11/22	1445	Khalil Carter	2/11/22	1445	
App III Metals: Boron 6020B, Ca 6010D	Khalil Carter/Arcadis	2/11/22	1645		2/11/22	1645	
App IV: Metals 6020B: Antimony (Sb), Arsenic (As), Barium (Ba), Beryllium (Be), Cadmium (Cd), Chromium (Cr), Cobalt (Co), Lead (Pb), Lithium (Li), Molybdenum (Mo), Selenium (Se) 7040A: Mercury (Hg)							

SAMPLER NAME AND SIGNATURE			TEMP in C	Received on Ice (Y/N)	Custody Sealed Cooler (Y/N)	Samples Intact (Y/N)
PRINT Name of SAMPLER:	Kim Lapszynski					
SIGNATURE of SAMPLER:		DATE Signed: 2/11/22				

CHAIN-OF-CUSTODY / Analytical Request Document

The Chain-of-Custody is a LEGAL DOCUMENT. All relevant fields must be completed accurately.

Page : 2 Of 3

Section A Required Client Information:		Section B Required Project Information:		Section C Invoice Information:	
Company:	GA Power	Report To:	SCS Contacts	Attention:	Southern Co.
Address:	Atlanta, GA	Copy To:	Arcadis Contacts	Company Name:	
				Address:	
Email To:		Purchase Order #:		Pace Quote:	
Phone:	Fax	Project Name:	Plant Yates AMA-R6	Pace Project Manager:	Nicole D'Oleo
Requested Due Date:		Project Number:		Pace Profile #:	10840

Regulatory Agency: —
State / Location: Georgia

ITEM #	SAMPLE ID (One Character per box. (A-Z, 0-9 / , -) Sample Ids must be unique)	MATRIX CODE (see valid codes to left)	SAMPLE TYPE (G=GRAB C=COMP)	COLLECTED START DATE	COLLECTED START TIME	COLLECTED END DATE	COLLECTED END TIME	SAMPLE TEMP AT COLLECTION	# OF CONTAINERS	Preservatives: Unpreserved	H2SO4	HNO3	HCl	NaOH	Na2S2O3	Methanol	Other	Analyses Test Y/N	App III/IV Metals	Cl, F, SO4	TDS (2540C)	RAD 9315/9320	Residual Chlorine (Y/N)	
1	~~YGWC-23S~~	WT	G			--	--		5	2		3						X	X	X	X		pH:
2	YGWC-24SA	WT	G	02/10/22	1440	--	--		5	2		3						X	X	X	X		pH: 4.66
3	AMA-DUP-1	WT	G	02/11/22		--	--		5	2		3						X	X	X	X		pH:
4	~~YGWC-36A~~	WT	G			--	--		5	2		3						X	X	X	X		pH:
5	~~YGWC-49~~	WT	G			--	--		5	2		3						X	X	X	X		pH:
6	~~YGWC-38~~	WT	G			--	--		5	2		3						X	X	X	X		pH:
7	~~YGWC-41~~	WT	G			--	--		5	2		3						X	X	X	X		pH:
8	~~AMA-DUP-2~~	WT	G			--	--		5	2		3						X	X	X	X		pH:
9	~~YGWC-42~~	WT	G			--	--		5	2		3						X	X	X	X		pH:
10	~~YGWC-43~~	WT	G			--	--		5	2		3						X	X	X	X		pH:
11	~~YAMW-2~~	WT	G			--	--		5	2		3						X	X	X	X		pH:
12	~~YAMW-3~~	WT	G			--	--		5	2		3						X	X	X	X		pH:

ADDITIONAL COMMENTS	RELINQUISHED BY / AFFILIATION	DATE	TIME	ACCEPTED BY / AFFILIATION	DATE	TIME	SAMPLE CONDITIONS
Anions Suite 300.0 (Cl, F, Sulfate)	Khalil Carter Arcadis	2/11/21	1645		2/11/22	1645	
App III Metals: Boron 6020B, Ca 6010D							
App IV: Metals 6020B: Antimony (Sb), Arsenic (As), Barium (Ba), Beryllium (Be), Cadmium (Cd), Chromium (Cr), Cobalt (Co), Lead (Pb), Lithium (Li), Molybdenum (Mo), Selenium (Se) 7040A: Mercury (Hg)							

SAMPLER NAME AND SIGNATURE

PRINT Name of SAMPLER: Khalil Carter

SIGNATURE of SAMPLER: [signature] DATE Signed: 02/10/22

TEMP in C | Received on Ice (Y/N) | Custody Sealed Cooler (Y/N) | Samples Intact (Y/N)

CHAIN-OF-CUSTODY / Analytical Request Document

The Chain-of-Custody is a LEGAL DOCUMENT. All relevant fields must be completed accurately.

Page : 2 Of 2

Section A – Required Client Information:	Section B – Required Project Information:	Section C – Invoice Information:
Company: GA Power	Report To: SCS Contacts	Attention: Southern Co.
Address: Atlanta, GA	Copy To: Arcadis Contacts	Company Name:
		Address:
Email To:	Purchase Order #:	Pace Quote:
Phone: Fax	Project Name: Plant Yates AMA-R6	Pace Project Manager: Nicole D'Oleo
Requested Due Date:	Project Number:	Pace Profile #: 10840

Regulatory Agency: —

State / Location: Georgia

SAMPLE ID — One Character per box. (A-Z, 0-9 / , -) Sample Ids must be unique

MATRIX	CODE
Drinking Water	DW
Water	WT
Waste Water	WW
Product	P
Soil/Solid	SL
Oil	OL
Wipe	WP
Air	AR
Other	OT
Tissue	TS

ITEM #	SAMPLE ID	MATRIX CODE (see valid codes to left)	SAMPLE TYPE (G=GRAB C=COMP)	COLLECTED START DATE	COLLECTED START TIME	COLLECTED END DATE	COLLECTED END TIME	SAMPLE TEMP AT COLLECTION	# OF CONTAINERS	Preservatives: Unpreserved	H2SO4	HNO3	HCl	NaOH	Na2S2O3	Methanol	Other	Analyses Test Y/N	App III/IV Metals	Cl, F, SO4	TDS (2540C)	RAD 9315/9320	Residual Chlorine (Y/N)	pH
1	~~YGWC-23S~~	WT	G			--	--		5	2		3							X	X	X	X		
2	~~YGWC-24SA~~	WT	G			--	--		5	2		3							X	X	X	X		
3	~~AMA-DUP-1~~	WT	G			--	--		5	2		3							X	X	X	X		
4	YGWC-36A	WT	G	2/11/22	1119	--	--		5	2		3							X	X	X	X		pH: 5.58
5	~~YGWC-49~~	WT	G			--	--		5	2		3							X	X	X	X		
6	~~YGWC-38~~	WT	G			--	--		5	2		3							X	X	X	X		
7	~~YGWC-41~~	WT	G			--	--		5	2		3							X	X	X	X		
8	~~AMA-DUP-2~~	WT	G			--	--		5	2		3							X	X	X	X		
9	~~YGWC-42~~	WT	G			--	--		5	2		3							X	X	X	X		
10	~~YGWC-43~~	WT	G			--	--		5	2		3							X	X	X	X		
11	YAMW-2	WT	G	2/10/22	0945	--	--		5	2		3							X	X	X	X		pH: 5.64
12	~~YAMW-3~~	WT	G	2/10/22	1535	--	--		5	2		3							X	X	X	X		pH: 5.93

ADDITIONAL COMMENTS	RELINQUISHED BY / AFFILIATION	DATE	TIME	ACCEPTED BY / AFFILIATION	DATE	TIME	SAMPLE CONDITIONS
Anions Suite 300.0 (Cl, F, Sulfate)	Jessica Ware /Arcadis	2/11/22	1445	Khalil Carter/Arcadis	2/11/22	1445	
App III Metals: Boron 6020B Ca 6010D	Khalil Carter	2/11/22	1604	Joann Reese	2/11/22	1645	
App IV Metals 6020B: Antimony (Sb), Arsenic (As), Barium (Ba), Beryllium (Be), Cadmium (Cd), Chromium (Cr), Cobalt (Co), Lead (Pb), Lithium (Li), Molybdenum (Mo), Selenium (Se) 7040A: Mercury (Hg)							

SAMPLER NAME AND SIGNATURE			TEMP in C	Received on Ice (Y/N)	Custody Sealed Cooler (Y/N)	Samples Intact (Y/N)
PRINT Name of SAMPLER: Jessica Ware						
SIGNATURE of SAMPLER: Jessica Ware	DATE Signed: 2/10/22					

Page: 3 of 4

Section A Required Client Information:		Section B Required Project Information:		Section C Invoice Information:	
Company	GA Power	Report To	SCS Contacts	Attention	Southern Co.
Address	Atlanta, GA	Copy To	Arcadis Contacts	Company Name	
				Address	
Email To		Purchase Order #		Pace Quote	
Phone	Fax	Project Name	Plant Yates AMA-R6	Pace Project Manager	
Requested Due Date		Project Number		Pace Profile #	10840

Regulatory Agency	
State / Location	
Georgia	

Requested Analysis Filtered (Y/N)

ITEM #	SAMPLE ID (One Character per box. (A-Z, 0-9 / , -) Sample Ids must be unique)	MATRIX CODE (see valid codes to left)	SAMPLE TYPE (G=GRAB C=COMP)	COLLECTED START DATE	COLLECTED START TIME	COLLECTED END DATE	COLLECTED END TIME	SAMPLE TEMP AT COLLECTION	# OF CONTAINERS	Preservatives: Unpreserved	H2SO4	HNO3	HCl	NaOH	Na2S2O3	Methanol	Other	Analyses Test Y/N	App III/IV Metals	Cl, F, SO4	TDS (2540C)	RAD 9315/9320	Residual Chlorine (Y/N)	
1	~~AMA-EB-1~~	~~WT~~	~~G~~			–	–		5	2		3							X	X	X	X		
2	AMA-EB-2	WT	G	2/10/22	1246	–	–		5	2		3							X	X	X	X		MC
3	AMA-FB-1	WT	G	2/10/22	1502	–	–		5	2		3							X	X	X	X		KL
4	AMA-FB-2	WT	G	2/10/22	1600	–	–		5	2		3							X	X	X	X		MC
5																									
6																									
7																									
8																									
9																									
10																									
11																									
12																									

MATRIX CODE: Drinking Water DW; Water WT; Waste Water WW; Product P; Soil/Solid SL; Oil OL; Wipe WP; Air AR; Other OT; Tissue TS

ADDITIONAL COMMENTS	RELINQUISHED BY / AFFILIATION	DATE	TIME	ACCEPTED BY / AFFILIATION	DATE	TIME	SAMPLE CONDITIONS
Anions Suite 300.0 (Cl, F, Sulfate)	/Arcadis	2/11/22	1445	Rhett Carson	2/11/22	1448	
App III Metals: Boron 6020B, Ca 6010D	Rhett Carson	2/11/22	1644		2/11/22	1645	
App IV: Metals 6020B: Antimony (Sb), Arsenic (As), Barium (Ba), Beryllium (Be), Cadmium (Cd), Chromium (Cr), Cobalt (Co), Lead (Pb), Lithium (Li), Molybdenum (Mo), Selenium (Se) 7040A: Mercury (Hg)							

SAMPLER NAME AND SIGNATURE				
PRINT Name of SAMPLER:	Mark Chester			
SIGNATURE of SAMPLER:		DATE Signed:	2/11/22	

TEMP in C	Received on Ice (Y/N)	Custody Sealed Cooler (Y/N)	Samples Intact (Y/N)

Pace Analytical	Document Name: Sample Condition Upon Receipt (SCUR)	Document Revised: November 15, 2021 Page 1 of 2
	Document No.: F-CAR-CS-033-Rev.08	Issuing Authority: Pace Carolinas Quality Office

Laboratory receiving samples:

Asheville ☐ **Eden** ☐ **Greenwood** ☐ **Huntersville** ☐ **Raleigh** ☐ **Mechanicsville** ☐ **Atlanta** ☒ **Kernersville** ☐

Sample Condition Upon Receipt

Client Name: G.A. Powell

Project #:

Courier: ☐ Fed Ex ☐ UPS ☐ USPS ☒ Client ☐ Commercial ☐ Pace ☐ Other:____

Custody Seal Present? ☐ Yes ☒ No **Seals Intact?** ☐ Yes ☐ No

Date/Initials Person Examining Contents: 10/21/19 dg

Packing Material: ☐ Bubble Wrap ☐ Bubble Bags ☐ None ☒ Other

Biological Tissue Frozen? ☐ Yes ☐ No ☒ N/A

Thermometer: ☐ IR Gun ID: 214 **Type of Ice:** ☒ Wet ☐ Blue ☐ None

Cooler Temp: 0.2 **Correction Factor:** Add/Subtract (°C) +0.1

Cooler Temp Corrected (°C): 0.8

Temp should be above freezing to 6°C

☐ Samples out of temp criteria. Samples on ice, cooling process has begun

USDA Regulated Soil (☐ N/A, water sample)

Did samples originate in a quarantine zone within the United States: CA, NY, or SC (check maps)? ☐ Yes ☒ No

Did samples originate from a foreign source (internationally, including Hawaii and Puerto Rico)? ☐ Yes ☒ No

				Comments/Discrepancy:
Chain of Custody Present?	☑ Yes	☐ No	☐ N/A	1.
Samples Arrived within Hold Time?	☑ Yes	☐ No	☐ N/A	2.
Short Hold Time Analysis (<72 hr.)?	☐ Yes	☒ No	☐ N/A	3.
Rush Turn Around Time Requested?	☐ Yes	☒ No	☐ N/A	4.
Sufficient Volume?	☑ Yes	☐ No	☐ N/A	5.
Correct Containers Used?	☑ Yes	☐ No	☐ N/A	6
-Pace Containers Used?	☑ Yes	☐ No	☐ N/A	
Containers Intact?	☑ Yes	☐ No	☐ N/A	7
Dissolved analysis: Samples Field Filtered?	☐ Yes	☐ No	☒ N/A	8
Sample Labels Match COC?	☑ Yes	☐ No	☐ N/A	9
-Includes Date/Time/ID/Analysis Matrix: WT				
Headspace in VOA Vials (>5 6mm)?	☐ Yes	☐ No	☒ N/A	10
Trip Blank Present?	☐ Yes	☐ No	☒ N/A	11
Trip Blank Custody Seals Present?	☐ Yes	☐ No	☒ N/A	

COMMENTS/SAMPLE DISCREPANCY

Field Data Required? ☐ Yes ☐ No

Lot ID of split containers:

CLIENT NOTIFICATION/RESOLUTION

Person contacted: _____ Date/Time: _____

Project Manager SCURF Review: _____ **Date:** _____

Project Manager SRF Review: _____ **Date:** _____

CHAIN-OF-CUSTODY / Analytical Request Document

The Chain-of-Custody is a LEGAL DOCUMENT. All relevant fields must be completed accurately

Page : Of

Section A Required Client Information:		Section B Required Project Information:		Section C Invoice Information:	
Company:	GA Power	Report To:	SCS Contacts	Attention:	Southern Co.
Address:	Atlanta GA	Copy To:	Arcadis Contacts	Company Name:	
				Address:	
Email To:		Purchase Order #:		Pace Quote:	
Phone:	Fax	Project Name:	Plant Yates AMA-R6	Pace Project Manager:	
Requested Due Date		Project Number:		Pace Profile #:	10840

Regulatory Agency:

State / Location: Georgia

ITEM #	SAMPLE ID (One Character per box. (A-Z, 0-9 / , -) Sample Ids must be unique)	MATRIX CODE (see valid codes to left)	SAMPLE TYPE (G=GRAB C=COMP)	COLLECTED START DATE	COLLECTED START TIME	COLLECTED END DATE	COLLECTED END TIME	SAMPLE TEMP AT COLLECTION	# OF CONTAINERS	Preservatives: Unpreserved	H2SO4	HNO3	HCl	NaOH	Na2S2O3	Methanol	Other	Analyses Test Y/N	App III/IV Metals	Cl, F, SO4	TDS (2540C)	RAD 9315/9320	Residual Chlorine (Y/N)	
1	YAMW-4	WT	G			--	--		5	2		3						X	X	X	X		pH:
2	YAMW-5	WT	G			--	--		5	2		3						X	X	X	X		pH:
3	PZ-37	WT	G			--	--		5	2		3						X	X	X	X		pH:
4	AMA-DUP-4	WT	G			--	--		5	2		3						X	X	X	X		pH:
5	PZ-37D	WT	G	2/11/22	1635	--	--		5	2		3						X	X	X	X		pH: 7.84
6	PZ-51	WT	G			--	--		5	2		3						X	X	X	X		pH:
7	PZ-52D	WT	G			--	--		5	2		3						X	X	X	X		pH:
8	YAMW-1	WT	G			--	--		5	2		3						X	X	X	X		pH:
9	PZ-35	WT	G			--	--		5	2		3						X	X	X	X		pH:
10						--	--																
11						--	--																
12						--	--																

MATRIX CODE: Drinking Water DW; Water WT; Waste Water WW; Product P; Soil/Solid SL; Oil OL; Wipe WP; Air AR; Other OT; Tissue TS

ADDITIONAL COMMENTS	RELINQUISHED BY / AFFILIATION	DATE	TIME	ACCEPTED BY / AFFILIATION	DATE	TIME	SAMPLE CONDITIONS
Anions Suite 300.0 (Cl, F, Sulfate)	Arcadis	2/14/22	1325		2/14/22	1325	
App III Metals. Boron 6020B, Ca 6010D							
App IV Metals 6020B. Antimony (Sb), Arsenic (As), Barium (Ba), Beryllium (Be), Cadmium (Cd), Chromium (Cr), Cobalt (Co), Lead (Pb), Lithium (Li), Molybdenum (Mo), Selenium (Se) 7040A. Mercury (Hg)							

SAMPLER NAME AND SIGNATURE			TEMP in C	Received on Ice (Y/N)	Custody Sealed Cooler (Y/N)	Samples Intact (Y/N)
PRINT Name of SAMPLER:	Jessica Ware					
SIGNATURE of SAMPLER:	Jessica Ware	DATE Signed: 2/11/22				

CHAIN-OF-CUSTODY / Analytical Request Document

The Chain-of-Custody is a LEGAL DOCUMENT. All relevant fields must be completed accurately.

Page : Of

Section A Required Client Information:		Section B Required Project Information:		Section C Invoice Information:	
Company:	GA Power	Report To:	SCS Contacts	Attention:	Southern Co
Address:	Atlanta, GA	Copy To:	Arcadis Contacts	Company Name:	
				Address:	
Email To:		Purchase Order #:		Pace Quote:	
Phone:	Fax:	Project Name:	Plant Yates AMA-R6	Pace Project Manager:	
Requested Due Date:		Project Number:		Pace Profile #:	10840

Regulatory Agency
State / Location
Georgia

MATRIX CODE: Drinking Water DW; Water WT; Waste Water WW; Product P; Soil/Solid SL; Oil OL; Wipe WP; Air AR; Other OT; Tissue TS

ITEM #	SAMPLE ID (One Character per box. (A-Z, 0-9 / , -) Sample Ids must be unique)	MATRIX CODE (see valid codes to left)	SAMPLE TYPE (G=GRAB C=COMP)	COLLECTED START DATE	COLLECTED START TIME	COLLECTED END DATE	COLLECTED END TIME	SAMPLE TEMP AT COLLECTION	# OF CONTAINERS	Unpreserved	H2SO4	HNO3	HCl	NaOH	Na2S2O3	Methanol	Other	Analyses Test Y/N	App III/IV Metals	Cl, F, SO4	TDS (2540C)	RAD 9315/9320	Residual Chlorine (Y/N)	
1	~~YAMW-4~~	WT	G			--	--		~~5~~	~~2~~		~~3~~							X	X	X	X		pH:
2	~~YAMW-5~~	WT	G			--	--		~~5~~	~~2~~		~~3~~							X	X	X	X		pH:
3	~~PZ-37~~	WT	G			--	--		~~5~~	~~2~~		~~3~~							X	X	X	X		pH:
4	~~AMA-DUP-4~~	WT	G			--	--		~~5~~	~~2~~		~~3~~							X	X	X	X		pH:
5	~~PZ-37D~~	WT	G			--	--		~~5~~	~~2~~		~~3~~							X	X	X	X		pH:
6	~~PZ-51~~	WT	G			--	--		~~5~~	~~2~~		~~3~~							X	X	X	X		pH:
7	PZ-52D	WT	G	2/11/22	1400	--	--		5	2		3							X	X	X	X		pH: 6.40
8	~~YAMW-1~~	WT	G			--	--		~~5~~	~~2~~		~~3~~							X	X	X	X		pH:
9	PZ-35	WT	G			--	--		~~5~~	~~2~~		~~3~~							X	X	X	X		pH:
10						--	--																	
11						--	--																	
12						--	--																	

ADDITIONAL COMMENTS	RELINQUISHED BY / AFFILIATION	DATE	TIME	ACCEPTED BY / AFFILIATION	DATE	TIME	SAMPLE CONDITIONS
Anions Suite 300.0 (Cl, F, Sulfate)	[signature] /Arcadis	2/11/22	1314	[signature] Arcadis	2/11/22	1314	
App III Metals: Boron 6020B, Ca 6010D	[signature]	2/14/22	1325	[signature]	2/11/22	1325	
App IV: Metals 6020B: Antimony (Sb), Arsenic (As), Barium (Ba), Beryllium (Be), Cadmium (Cd), Chromium (Cr), Cobalt (Co), Lead (Pb), Lithium (Li), Molybdenum (Mo), Selenium (Se) 7040A: Mercury (Hg)							

SAMPLER NAME AND SIGNATURE	
PRINT Name of SAMPLER:	Kim Lepszynski
SIGNATURE of SAMPLER:	[signature]
DATE Signed:	2/11/22

TEMP in C	Received on Ice (Y/N)	Custody Sealed Cooler (Y/N)	Samples Intact (Y/N)

Georgia Power Co. – Plant Yates

Data Review Report

Radium Analyses

SDG #92587081

Analyses Performed By:
Pace Analytical Services – Greensburg, Pennsylvania

Report #45262R
Review Level: Tier II
Project: 30052922.00004

Summary

This Data Review Report summarizes the review of Sample Delivery Group (SDG) #92587081 for samples collected in association with the Georgia Power Company – Plant Yates. The review was conducted as a Tier II evaluation and included review of data package completeness. Only analytical data associated with constituents of concern were reviewed for this validation. Field documentation was not included in this review. Included with this assessment are the chain of custody form and a table summarizing the data validation qualifiers. Analyses were performed on the following samples:

Sample ID	Lab ID	Matrix	Sample Collection Date	Parent Sample	Analysis		
					RAD	MET	GEN CHEM
YGWA-39	92587081001	Water	2/8/2022		X		
YGWA-40	92587081002	Water	2/8/2022		X		
YGWA-47	92587081003	Water	2/8/2022		X		
GWA-2	92587081004	Water	2/8/2022		X		
UP-DUP-1	92587081005	Water	2/8/2022	GWA-2	X		
YGWA-1I	92587081006	Water	2/9/2022		X		
YGWA-1D	92587081007	Water	2/9/2022		X		
YGWA-2I	92587081008	Water	2/9/2022		X		
YGWA-3I	92587081009	Water	2/9/2022		X		
YGWA-3D	92587081010	Water	2/9/2022		X		
UP-EB-1	92587081011	Water	2/9/2022		X		
UP-FB-1	92587081012	Water	2/9/2022		X		
YGWA-17S	92587081013	Water	2/9/2022		X		
YGWA-18S	92587081014	Water	2/9/2022		X		
YGWA-18I	92587081015	Water	2/9/2022		X		
YGWA-20S	92587081016	Water	2/9/2022		X		
YGWA-21I	92587081017	Water	2/9/2022		X		
YGWA-5I	92587081018	Water	2/10/2022		X		
UP-DUP-3	92587081019	Water	2/10/2022	YGWA-5I	X		

Sample ID	Lab ID	Matrix	Sample Collection Date	Parent Sample	Analysis		
					RAD	MET	GEN CHEM
YGWA-14S	92587081020	Water	2/10/2022		X		
UP-DUP-2	92587081021	Water	2/10/2022	YGWA-14S	X		
YGWA-30I	92587081022	Water	2/11/2022		X		
YGWA-4I	92587081023	Water	2/11/2022		X		
YGWA-5D	92587081024	Water	2/10/2022		X		
UP-EB-2	92587081025	Water	2/10/2022		X		
UP-FB-2	92587081026	Water	2/10/2022		X		

Analytical Data Package Documentation

The table below evaluates the data package completeness.

Items Reviewed	Reported		Performance Acceptable		Not Required
	No	Yes	No	Yes	
1. Sample receipt condition		X		X	
2. Requested analyses and sample results		X		X	
3. Master tracking list		X		X	
4. Methods of analysis		X		X	
5. Reporting limits		X		X	
6. Sample collection date		X		X	
7. Laboratory sample received date		X		X	
8. Sample preservation verification (as applicable)		X		X	
9. Sample preparation/extraction/analysis dates		X		X	
10. Fully executed chain-of-custody form		X		X	
11. Narrative summary of QA or sample problems provided		X		X	
12. Data package completeness and compliance		X		X	

Note:
QA = quality assurance

Inorganic Analysis Introduction

Analyses were performed according to United States Environmental Protection Agency (USEPA) SW-846 Methods 9315 and 9320. Data were reviewed in accordance with USEPA Region IV Data Validation Standard Operating Procedures for Contract Laboratory Program Inorganic Data by Inductively Coupled Plasma–Atomic Emission Spectroscopy and Inductively Coupled Plasma–Mass Spectroscopy (September 2011, Rev. 2), USEPA Region IV Data Validation Standard Operating Procedures for Contract Laboratory Program Mercury Data by Cold Vapor Atomic Absorption (September 2011, Rev. 2), and the USEPA National Functional Guidelines for Inorganic Superfund Methods Data Review, EPA 542-R-20-006, November 2020 (with reference to the historical USEPA Contract Laboratory Program National Functional Guidelines for Inorganic Data Review, OSWER 9240.1-45, October 2004, as appropriate).

The data review process is an evaluation of data on a technical basis rather than a determination of contract compliance. As such, the standards against which the data are being weighed may differ from those specified in the analytical method. It is assumed that the data package represents the best efforts of the laboratory and that it was already subjected to adequate and sufficient quality review prior to submission.

During the review process, laboratory qualified and unqualified data are verified against the supporting documentation. Based on this evaluation, qualifier codes may be added, deleted, or modified by the data reviewer. Results are qualified with the following codes in accordance with the USEPA National Functional Guidelines:

- Concentration (C) Qualifiers
  - U The analyte was analyzed for but not detected. The associated value is the analyte instrument detection limit.
  - J The reported value was obtained from a reading less than the reporting limit (RL), but greater than or equal to the method detection limit (MDL).
- Quantitation (Q) Qualifiers
  - E The reported value is estimated due to the presence of interference.
  - N Spiked sample recovery is not within control limits.
  - * Duplicate analysis is not within control limits.
- Validation Qualifiers
  - J The analyte was positively identified; however, the associated numerical value is an estimated concentration only.
  - UJ The analyte was not detected above the reporting limit. However, the reported limit is approximate and may or may not represent the actual limit of detection.
  - UB Analyte considered non-detect at the listed value due to associated blank contamination.
  - R The sample results are rejected.

Two facts should be noted by all data users. First, the “R” flag means that the associated value is unusable. In other words, due to significant quality control (QC) problems, the analysis is invalid and provides no information as to whether the compound is present or not. “R” values should not appear on data tables because they cannot be relied upon, even as a last resort. The second fact to keep in mind is that no compound concentration, even if it has passed all QC tests, is guaranteed to be accurate. Strict QC serves to increase confidence in data but any value potentially contains error.

Radiological Analyses

1. Holding Times

The specified holding times for the following methods are presented in the following table.

Method	Matrix	Holding Time	Preservation
Radium-226 by SW-846 9315	Water	180 days from collection to analysis	Preserved to a pH of less than 2 s.u.
Radium-228 by SW-846 9320	Water	180 days from collection to analysis	Preserved to a pH of less than 2 s.u.

Note:
s.u. = standard units

All samples were analyzed within the specified holding times.

2. Blank Contamination

Quality assurance (QA) blanks (i.e., method and field/rinse blanks) are prepared to identify any contamination which may have been introduced into the samples during sample preparation or field activity. Method blanks measure laboratory contamination. Field/rinse blanks measure contamination of samples during field operations.

Blank results should be verified to be accurately reported and that tolerance limits (±2 sigma or standard deviation) were not exceeded; and blank results verified to be less than the minimum detectable concentration (MCD).

For blanks to be considered not applicable, verify net blank results are less than the associated uncertainty by evaluating the blank results based on the following three criteria. If either of these criteria is true, the blank is considered not suspect of contamination (or non-detect).

1. Is the blank result less than the uncertainty and less than the MDC?
2. Does the blank have an uncertainty greater than the result (or indistinguishable from background) or does the blank result fall between its uncertainty and its MDC?

If the blank QC results fall outside the appropriate tolerance limits or if the net blank results are not less than the associated uncertainty, the following equation for normalized absolute difference (NAD) should be used in determining the effect of possible blank contamination on the sample results:

$$Normalized\ \ absolute\ difference_{\ MethodBlank} = \frac{|\ Sample\ -\ Blank\ |}{\sqrt{(U_{Sample}\ )^2 + (U_{Blank}\ )^2}}$$

Where:

U_{Sample} = uncertainty of the sample

U_{Blank} = uncertainty of the blank

Sample = concentration of isotope in sample

Blank = concentration of isotope in blank

Normalized Absolute Difference	Qualification
> 2.58	None
1.96 > x < 2.58	J
x < 1.96	J*

Note:
* = Minimally the result should be qualified as estimated, J; however, if other quality indicators are deficient the validator may determine the result should be qualified as rejected, R

Radium-228, Radium-226, and total Radium were detected in the QA blanks, however, the activities were measured as less than the uncertainty and MDC or between the uncertainty and MDC as described above. Hence, the blank results are considered non-detect and no qualification of the results was required.

3. Matrix Spike (MS)/Laboratory Duplicate Analysis

MS and laboratory duplicate data are used to assess the precision and accuracy of the analytical method.

3.1 MS Analysis

MS samples are not typically analyzed for gamma spectral content due to the inability of the laboratory to homogenize spike material with the sample.

If performed, the spike analysis must exhibit a percent recovery within the control limits of 70% to 130%. The MS recovery control limits do not apply for MS performed on sample locations where the analyte's concentration detected in the parent sample exceeds the MS concentration by a factor of four or greater. In instance where this is true, the data will not be qualified even if the percent recovery does not meet the control limits.

In the event the recovery is outside of this limit, a numerical indicator to make assessments is calculated, with a limit of < ±3 sigma for either.

The numerical performance indicator for a matrix spike sample is calculated by:

$$Z_{MS} = \frac{x - x_0 - c}{\sqrt{u^2(x) + u^2(x_0) + u^2(c)}}$$

Where:

x = measured concentration of the spiked sample.

x_0 = measured concentration of the unspiked sample.

c = spike concentration added.

$u^2(x)$, $u^2(x0)$, $u^2(c)$ = the squares of the respective standard uncertainties of these values.

MS performance for all matrices is acceptable when the numerical performance indicator calculation yields a value between ±3 sigma. Warning limits have been established as ±2 sigma.

MS analysis was not performed using a sample from this SDG.

3.2 Laboratory Duplicate Analysis

Duplicate analyses are indicators of laboratory precision based on each sample matrix. For replicate analysis results to be considered in agreement the duplicate error ratio (DER) must be less than 2.13. In the event the DER is outside of the limit of 2.13, a numerical indicator to make assessments is calculated, with a limit of ±3 sigma or standard deviation.

The numerical performance indicator for laboratory duplicates is calculated by:

$$Z_{Dup} = \frac{x_1 - x_2}{\sqrt{u^2(x_1) + u^2(x_2)}}$$

Where:

x_1, x_2 = two measured activity concentrations.

$u^2(x_1)$, $u^2(x_2)$ = the combined standard uncertainty of each measurement squared.

Duplicate sample performance is acceptable when the numerical performance indicator calculation yields a value between ±3 sigma. Warning limits have been established as ±2 sigma.

The laboratory duplicate analysis performed on sample location YGWA-39 in association with SW-846 9315 analysis exhibited acceptable difference between the results.

4. Field Duplicate Analysis

Field duplicate analysis is used to assess the overall precision of the field sampling procedures and analytical method. There are no specific review criteria for radiological field replicate analyses comparability. The degree of agreement between these replicates is to be used in conjunction with all of the remaining quality control results as an aid in the decision as to the overall quality of the data. Data are not to be qualified due to field replicates alone. To determine the level of agreement between the replicates, the following guidelines have been established:

Data should be considered in agreement if results are within a factor of four of each other. Data between a factor of four and five of each other should be considered as a minor discrepancy and data greater than a factor of five should be considered a major discrepancy.

The field duplicate sample results are summarized in the following table.

Sample ID/Duplicate ID	Analyte	Sample Result	Duplicate Result	RPD
GWA-2 / UP-DUP-1	Radium-226	0.151 ± 0.105	0.138 ± 0.115	AC
	Radium-228	0.311 ± 0.281	0.617 ± 0.346	
	Total Radium	0.462 ± 0.386	0.755 ± 0.461	
YGWA-5I / UP-DUP-3	Radium-226	0.0387 ± 0.0686	0.183 ± 0.111	AC
	Radium-228	0.336 ± 0.397	-0.150 ± 0.507	
	Total Radium	0.375 ± 0.466	0.183 ± 0.618	
YGWA-14S / UP-DUP-2	Radium-226	-0.0197 ± 0.0632	0.0406 ± 0.0923	AC
	Radium-228	-0.199 ± 0.449	-0.195 ± 0.313	
	Total Radium	0.000 ± 0.512	0.0406 ± 0.405	

Note:
AC = Acceptable

The differences in the results between the parent sample GWA-2 and field duplicate sample UP-DUP-1 were acceptable. It was noted that the Radium-226, Radium-228, and total Radium results in these samples are considered not detected based on the criteria discussed in Section 7.

The differences in the results between the parent sample YGWA-5I and field duplicate sample UP-DUP-3 were acceptable. It was noted that the Radium-226, Radium-228, and total Radium results in these samples are considered not detected based on the criteria discussed in Section 7.

The differences in the results between the parent sample YGWA-14S and field duplicate sample UP-DUP-2 were acceptable. It was noted that the Radium-226, Radium-228, and total Radium results in these samples are considered not detected based on the criteria discussed in Section 7.

5. Tracer or Carrier

Tracers and carriers are used in radiological separation methods to provide evaluation of chemical separation. Chemical yield is evaluated through the recovery of chemical species spiked into samples. Yield is evaluated radiometrically with a tracer and gravimetrically with a carrier. A control limit of 30% to 110% is applied to each sample spiked with either a carrier and/or a tracer.

The tracer and carrier analyses exhibited recoveries within the control limits.

6. Laboratory Control Sample/Laboratory Control Sample Duplicate (LCS/LCSD) Analysis

The LCS/LCSD analysis is used to assess the precision and accuracy of the analytical method independent of matrix interferences. The analytes associated with the LCS/LCSD analysis must exhibit a percent recovery

between the control limits of 60% to 135%. In the event the recovery is outside of this limit, a numerical indicator to make assessments is calculated, with a limit of +/- 3 sigma.

The numerical performance indicator for a laboratory control sample is calculated by:

$$Z_{LCS} = \frac{x - c}{\sqrt{u^2(x) + u^2(c)}}$$

Where:

x = Analytical result of the LCS

c = Known concentration of the LCS

$u^2(x)$ = combined standard uncertainty of the result squared.

$u^2(c)$ = combined standard uncertainty of the LCS value squared.

LCS performance is acceptable when the numerical performance indicator calculation yields a value between ±3 sigma. Warning limits have been established as ±2 sigma.

The LCS/LCSD analysis exhibited recoveries within the control limits.

7. Isotope Identification

For sample results to be considered “non-detect”, evaluate data based on the following two criteria. If either one of these criteria is true, the sample result is considered “non-detect”.

1. Sample result is less than the uncertainty and less than the MDC/MDA; or
2. Sample has an uncertainty greater than the result (or indistinguishable from background) or result falls between its uncertainty and its MDC/MDA.

Based on the above criteria sample results should be considered non-detect as follows:

- YGWA-39, YGWA-1D, and YGWA-4I – Radium-228
- GWA-2, UP-DUP-1, YGWA-18S, YGWA-18I, YGWA-20S, YGWA-5I, YGWA-14S, UP-DUP-2, and YGWA-30I – Radium-226, Radium-228, and total Radium
- YGWA-40, YGWA-47, YGWA-1I, YGWA-2I, YGWA-17S, and UP-DUP-3 – Radium-228 and total Radium

8. System Performance and Overall Assessment

Overall system performance was acceptable. Other than for those deviations specifically mentioned in this review, the overall data quality is within the guidelines specified in the method.

Data Validation Checklist for Radiologicals

Radiologicals: SW-846 9315/9320	Reported		Performance Acceptable		Not Required
	No	Yes	No	Yes	
Miscellaneous Instrumentation					
Tier II Validation					
Holding Times		X		X	
Activity, +/- uncertainty, MDC/MDA		X		X	
Blanks					
A. Method Blanks		X		X	
B. Equipment/Field Blanks		X		X	
Carrier (Surrogate) %R		X		X	
Tracer (Surrogate) %R		X		X	
Laboratory Control Sample (LCS) %R		X		X	
Laboratory Control Sample Duplicate (LCSD) %R		X		X	
LCS/LCSD Precision (RPD)		X		X	
Matrix Spike (MS) %R	X				X
Matrix Spike Duplicate (MSD) %R	X				X
MS/MSD Precision (RPD)	X				X
Laboratory Duplicate (RPD)		X		X	
Field Duplicate (RPD)		X		X	

Notes:
%R Percent recovery
RPD Relative percent difference

VALIDATION PERFORMED BY: Jennifer Singer

SIGNATURE:

DATE: April 26, 2022

PEER REVIEW: Dennis Capria

DATE: April 27, 2022

Chain of Custody / Data Qualifier Summary Table

CHAIN-OF-CUSTODY / Analytical Request Document

The Chain-of-Custody is a LEGAL DOCUMENT. All relevant fields must be completed accurately.

Page : 1 Of 1

Section A — Required Client Information:

Company: GA Power
Address: Atlanta, GA
Email To:
Phone: Fax
Requested Due Date:

Section B — Required Project Information:

Report To: SCS Contacts
Copy To: Arcadis Contacts
Purchase Order #:
Project Name: Plant Yates Pooled Upgradient
Project Number:

Section C — Invoice Information:

Attention: Southern Co.
Company Name:
Address:
Pace Quote:
Pace Project Manager: Nicole D'Oleo
Pace Profile #: 10840

Regulatory Agency:
State / Location: Georgia

ITEM #	SAMPLE ID (One Character per box. (A-Z, 0-9 / , -) Sample Ids must be unique)	MATRIX CODE (see valid codes to left)	SAMPLE TYPE (G=GRAB C=COMP)	COLLECTED START DATE	COLLECTED START TIME	COLLECTED END DATE	COLLECTED END TIME	SAMPLE TEMP AT COLLECTION	# OF CONTAINERS	Preservatives: Unpreserved	H2SO4	HNO3	HCl	NaOH	Na2S2O3	Methanol	Other	Requested Analysis Filtered (Y/N)	Analyses Test: App III/IV Metals	Cl, F, SO4	TDS (2540C)	RAD 9315/9320	App I / II (gypsum only)	Residual Chlorine (Y/N)	
1	YGWA-39	WT	G	2/8/22	1455	-	-		5	2		3							X	X	X	X				pH: 5.78
2	YGWA-40	WT	G	2/8/22	1522	-	-		5	2		3							X	X	X	X				pH: 5.26
3	~~YGWA-11~~	~~WT~~	~~G~~			-	-		5	2		3							X	X	X	X				pH:
4	~~YGWA-1D~~	WT	G			-	-		5	2		3							X	X	X	X				pH:
5	~~YGWA-2I~~	WT	G			-	-		5	2		3							X	X	X	X				pH:
6	~~YGWA-3I~~	WT	G			-	-		5	2		3							X	X	X	X				pH:
7	~~YGWA-3D~~	~~WT~~	~~G~~			-	-		5	2		3							X	X	X	X				pH:
8	~~YGWA-14S~~	~~WT~~	~~G~~			-	-		5	2		3							X	X	X	X				pH:
9	~~UP-DUP-2~~	WT	G			-	-		5	2		3							X	X	X	X				pH:
10	~~YGWA-30I~~	WT	G			-	-		5	2		3							X	X	X	X				pH:
11	~~UP-EB-1~~	WT	G			-	-		5	2		3							X	X	X	X				
12	~~UP-FB-1~~	WT	G			-	-		5	2		3							X	X	X	X				

MATRIX CODE: Drinking Water DW; Water WT; Waste Water WW; Product P; Soil/Solid SL; Oil OL; Wipe WP; Air AR; Other OT; Tissue TS

ADDITIONAL COMMENTS	RELINQUISHED BY / AFFILIATION	DATE	TIME	ACCEPTED BY / AFFILIATION	DATE	TIME	SAMPLE CONDITIONS
Anions Suite 300.0 (Cl, F, Sulfate)	/Arcadis	2/9/22	0825	/Arcadis	2/9/22	0825	
App III Metals: Boron 6020B, Ca 6010D; App I/II 6020B: Zn, Ag, Ni, V	/Arcadis	2/9/22	1018		2/9	1018	
App IV: Metals 6020B: Antimony (Sb), Arsenic (As), Barium (Ba), Beryllium (Be), Cadmium (Cd), Chromium (Cr), Cobalt (Co), Lead (Pb), Lithium (Li), Molybdenum (Mo), Selenium (Se) 7040A: Mercury (Hg)							

SAMPLER NAME AND SIGNATURE

PRINT Name of SAMPLER: Kim Lipszynski

SIGNATURE of SAMPLER: [signature] DATE Signed: 2/9/22

TEMP in C	Received on Ice (Y/N)	Custody Sealed Cooler (Y/N)	Samples Intact (Y/N)

CHAIN-OF-CUSTODY / Analytical Request Document

The Chain-of-Custody is a LEGAL DOCUMENT. All relevant fields must be completed accurately.

Page : 1 Of 1

Section A — Required Client Information:
Company: GA Power
Address: Atlanta, GA
Email To:
Phone: Fax
Requested Due Date:

Section B — Required Project Information:
Report To: SCS Contacts
Copy To: Arcadis Contacts
Purchase Order #:
Project Name: Plant Yates Pooled Upgradient
Project Number:

Section C — Invoice Information:
Attention: Southern Co.
Company Name:
Address:
Pace Quote:
Pace Project Manager: Nicole D'Oleo
Pace Profile #: 10840

Regulatory Agency:
State / Location: Georgia

ITEM #	SAMPLE ID (One Character per box. (A-Z, 0-9 / , -) Sample Ids must be unique)	MATRIX CODE (see valid codes to left)	SAMPLE TYPE (G=GRAB C=COMP)	COLLECTED START DATE	COLLECTED START TIME	COLLECTED END DATE	COLLECTED END TIME	SAMPLE TEMP AT COLLECTION	# OF CONTAINERS	Preservatives: Unpreserved	H2SO4	HNO3	HCl	NaOH	Na2S2O3	Methanol	Other	Analyses Test Y/N	App III/IV Metals	Cl, F, SO4	TDS (2540C)	RAD 9315/9320	App I / II (gypsum only)	Residual Chlorine (Y/N)	pH
1	YGWA-47	WT	G	2/8/22	1140	–	–		5	2		3						X	X	X	X				pH 5.to
2	~~GWA-2~~	WT	G			–	–		~~5~~	~~2~~		~~3~~						X	X	X	X	X			pH:
3	~~UP-DUP-1~~	WT	G			–	–		~~5~~	~~2~~		~~3~~						X	X	X	X	X			pH:
4	~~YGWA-41~~	WT	G			–	–		~~5~~	~~2~~		~~3~~						X	X	X	X				pH:
5	~~YGWA-51~~	WT	G			–	–		~~3~~	~~2~~		~~3~~						X	X	X	-				pH:
6	~~UP-DUP-3~~	WT	G			–	–		~~5~~	~~2~~		~~3~~						X	X	X	X				pH:
7	~~YGWA-50~~	WT	G			–	–		~~5~~	~~2~~		~~3~~						X	X	X	X				pH:
8	~~YGWA-17S~~	WT	G			–	–		~~5~~	~~2~~		~~3~~						X	X	X	X				pH:
9	~~UGWA-18S~~	WT	G			–	–		~~5~~	~~2~~		~~3~~						X	X	X	X				pH:
10	~~YGWA-18I~~	WT	G			–	–		~~5~~	~~2~~		~~3~~						X	X	X	X				pH:
11	~~YGWA-20S~~	WT	G			–	–		~~5~~	~~2~~		~~3~~						X	X	X	X				pH:
12	~~YGWA-21I~~	WT	G			–	–		~~5~~	~~2~~		~~3~~						X	X	X	X				pH:

MATRIX CODE: Drinking Water DW; Water WT; Waste Water WW; Product P; Soil/Solid SL; Oil OL; Wipe WP; Air AR; Other OT; Tissue TS

ADDITIONAL COMMENTS

Anions Suite 300.0 (Cl, F, Sulfate)

App III Metals: Boron 6020B, Ca 6010D; App I/II 6020B: Zn, Ag, Ni, V

App IV: Metals 6020B: Antimony (Sb), Arsenic (As), Barium (Ba), Beryllium (Be), Cadmium (Cd), Chromium (Cr), Cobalt (Co), Lead (Pb), Lithium (Li), Molybdenum (Mo), Selenium (Se); 7040A: Mercury (Hg)

RELINQUISHED BY / AFFILIATION	DATE	TIME	ACCEPTED BY / AFFILIATION	DATE	TIME
/Arcadis	2/9/22	0825	/Arcadis	2/9/22	0825
/Arcadis	2/9/22	1018	/	2/9	1018

SAMPLE CONDITIONS

TEMP in C	Received on Ice (Y/N)	Custody Sealed Cooler (Y/N)	Samples Intact (Y/N)

SAMPLER NAME AND SIGNATURE

PRINT Name of SAMPLER: Mark Chesh

SIGNATURE of SAMPLER:

DATE Signed: 2/9/22

CHAIN-OF-CUSTODY / Analytical Request Document

The Chain-of-Custody is a LEGAL DOCUMENT. All relevant fields must be completed accurately.

Page : Of

Section A — Required Client Information:

Company:	GA Power
Address:	Atlanta, GA
Email To:	
Phone:	Fax
Requested Due Date:	

Section B — Required Project Information:

Report To:	SCS Contacts
Copy To:	Arcadis Contacts
Purchase Order #:	
Project Name:	Plant Yates Pooled Upgradient
Project Number:	

Section C — Invoice Information:

Attention:	Southern Co.
Company Name:	
Address:	
Pace Quote:	
Pace Project Manager:	Nicole D'Oleo
Pace Profile #:	10840

Regulatory Agency: —

State / Location: Georgia

SAMPLE ID — One Character per box. (A-Z, 0-9 / , -) Sample Ids must be unique

MATRIX	CODE
Drinking Water	DW
Water	WT
Waste Water	WW
Product	P
Soil/Solid	SL
Oil	OL
Wipe	WP
Air	AR
Other	OT
Tissue	TS

ITEM #	SAMPLE ID	MATRIX CODE (see valid codes to left)	SAMPLE TYPE (G=GRAB C=COMP)	COLLECTED START DATE	COLLECTED START TIME	COLLECTED END DATE	COLLECTED END TIME	SAMPLE TEMP AT COLLECTION	# OF CONTAINERS	Preservatives: Unpreserved	H2SO4	HNO3	HCl	NaOH	Na2S2O3	Methanol	Other	Analyses Test Y/N	App III/IV Metals	Cl, F, SO4	TDS (2540C)	RAD 9315/9320	App I / II (gypsum only)	Residual Chlorine (Y/N)	
1	~~YGWA-4T~~	WT	G	[illegible]	[illegible]	[illegible]	[illegible]		5	2		3							X	X	X	X			pH:
2	GWA-2	WT	G	[illegible]	1045	12-08	11:50		5	2		3							X	X	X	X	X		pH: 5.83
3	UP-DUP-1	WT	G	12-08	[illegible]	"	"		5	2		3							X	X	X	X	X		pH: [illegible]
4	~~YGWA-11~~	WT	G			"	"		5	2		3							X	X	X	X			pH:
5	~~YGWA-5I~~	WT	G			"	"		5	2		3							X	X	X	'			pH:
6	~~UP-DUP-3~~	WT	G			"	"		5	2		3							X	X	X	X			pH:
7	~~YGWA-5D~~	WT	G			"	"		5	2		3							X	X	X	X			pH:
8	~~YGWA-17S~~	WT	G			"	"		5	2		3							X	X	X	X			pH:
9	UGWA-18S	WT	G			"	"		5	2		3							X	X	X	X			pH:
10	YGWA-18I	WT	G			"	"		5	2		3							X	X	X	X			pH:
11	~~YGWA-20S~~	WT	G			"	"		5	2		3							X	X	X	X			pH:
12	~~YGWA-21I~~	WT	G			"	"		5	2		3							X	X	X	X			pH:

ADDITIONAL COMMENTS	RELINQUISHED BY / AFFILIATION	DATE	TIME	ACCEPTED BY / AFFILIATION	DATE	TIME	SAMPLE CONDITIONS
Anions Suite 300.0 (Cl, F, Sulfate)	[signature] /Arcadis	2/9/22	0840	[signature]	2/9/22	0840	
App III Metals: Boron 6020B, Ca 6010D; App III 6020B: Zn, Ag, Ni, V	[signature] /Arcadis	2/9/22	1018	[signature]	2/9	1018	
App IV: Metals 6020B: Antimony (Sb), Arsenic (As), Barium (Ba), Beryllium (Be), Cadmium (Cd), Chromium (Cr), Cobalt (Co), Lead (Pb), Lithium (Li), Molybdenum (Mo), Selenium (Se) 7040A: Mercury (Hg)							

SAMPLER NAME AND SIGNATURE			TEMP in C	Received on Ice (Y/N)	Custody Sealed Cooler (Y/N)	Samples Intact (Y/N)
PRINT Name of SAMPLER:	Khalil Carter					
SIGNATURE of SAMPLER:	[signature]	DATE Signed: 02-09-22				

CHAIN-OF-CUSTODY / Analytical Request Document

The Chain-of-Custody is a LEGAL DOCUMENT. All relevant fields must be completed accurately.

Page : Of

Section A — Required Client Information:

Company:	GA Power
Address:	Atlanta, GA
Email To:	
Phone:	Fax
Requested Due Date:	

Section B — Required Project Information:

Report To:	SCS Contacts
Copy To:	Arcadis Contacts
Purchase Order #:	
Project Name:	Plant Yates Pooled Upgradient
Project Number:	

Section C — Invoice Information:

Attention:	Southern Co.
Company Name:	
Address:	
Pace Quote:	
Pace Project Manager:	Nicole D'Oleo
Pace Profile #:	10840

Regulatory Agency: State / Location: Georgia

SAMPLE ID — One Character per box. (A-Z, 0-9 / , -) Sample Ids must be unique

MATRIX CODE: Drinking Water DW; Water WT; Waste Water WW; Product P; Soil/Solid SL; Oil OL; Wipe WP; Air AR; Other OT; Tissue TS

ITEM #	SAMPLE ID	MATRIX CODE (see valid codes to left)	SAMPLE TYPE (G=GRAB C=COMP)	COLLECTED START DATE	START TIME	END DATE	END TIME	SAMPLE TEMP AT COLLECTION	# OF CONTAINERS	Preservatives: Unpreserved	H2SO4	HNO3	HCl	NaOH	Na2S2O3	Methanol	Other	Analyses Test Y/N	Requested Analysis Filtered (Y/N): App III/IV Metals	Cl, F, SO4	TDS (2540C)	RAD 9315/9320	App I / II (gypsum only)	Residual Chlorine (Y/N)	
1	~~YGWA-39~~	WT	G						5	2		3							X	X	X	X			
2	~~YGWA-40~~	WT	G						5	2		3							X	X	X	X			
3	YGWA-1I	WT	G	2/9/22	1345	--	--		5	2		3							X	X	X	X			pH:
4	YGWA-1D	WT	G	2/9/22	1445	--	--		5	2		3							X	X	X	X			pH: 6.24
5	YGWA-2I	WT	G	2/9/22	1735	--	--		5	2		3							X	X	X	X			pH: 7.12
6	YGWA-3I	WT	G	2/9/22	1135	--	--		5	2		3							X	X	X	X			pH: 5.89
7	YGWA-3D	WT	G	2/9/22	1020	--	--		5	2		3							X	X	X	X			pH: 7.66
8	~~YGWA-14S~~	WT	G			--	--		5	2		3							X	X	X	X			pH: 7.07
9	~~UP-DUP-2~~	WT	G			--	--		5	2		3							X	X	X	X			pH:
10	~~YGWA-30I~~	WT	G			--	--		6	2		3							X	X	X	X			pH:
11	~~UP-EB-1~~	WT	G			--	--		5	2		3							X	X	X	X			pH:
12	~~UP-FB-1~~	WT	G			--	--		3	2		3							X	X	X	X			

ADDITIONAL COMMENTS	RELINQUISHED BY / AFFILIATION	DATE	TIME	ACCEPTED BY / AFFILIATION	DATE	TIME	SAMPLE CONDITIONS
Anions Suite 300.0 (Cl, F, Sulfate)	/Arcadis	2/10/22	1435		2/10/22	1433	
App III Metals: Boron 6020B, Ca 6010D; App IV 6020B: Zn, Ag, Ni, V	/Arcadis	2/10/22	1700		2/10/22	1700	
App IV: Metals 6020B: Antimony (Sb), Arsenic (As), Barium (Ba), Beryllium (Be), Cadmium (Cd), Chromium (Cr), Cobalt (Co), Lead (Pb), Lithium (Li), Molybdenum (Mo), Selenium (Se) 7040A: Mercury (Hg)							

SAMPLER NAME AND SIGNATURE

PRINT Name of SAMPLER: Kim Lapszynski

SIGNATURE of SAMPLER: DATE Signed: 2/10/22

TEMP in C | Received on Ice (Y/N) | Custody Sealed Cooler (Y/N) | Samples Intact (Y/N)

CHAIN-OF-CUSTODY / Analytical Request Document

The Chain-of-Custody is a LEGAL DOCUMENT. All relevant fields must be completed accurately.

Page : Of

Section A — Required Client Information:

Company:	GA Power
Address:	Atlanta, GA
Email To:	
Phone:	Fax
Requested Due Date:	

Section B — Required Project Information:

Report To:	SCS Contacts
Copy To:	Arcadis Contacts
Purchase Order #:	
Project Name:	Plant Yates Pooled Upgradient
Project Number:	

Section C — Invoice Information:

Attention:	Southern Co.
Company Name:	
Address:	
Pace Quote:	
Pace Project Manager:	Nicole D'Oleo
Pace Profile #:	10840

Regulatory Agency

State / Location: Georgia

SAMPLE ID — One Character per box. (A-Z, 0-9 / , -) Sample Ids must be unique

MATRIX CODE: Drinking Water DW; Water WT; Waste Water WW; Product P; Soil/Solid SL; Oil OL; Wipe WP; Air AR; Other OT; Tissue TS

ITEM #	SAMPLE ID	MATRIX CODE (see valid codes to left)	SAMPLE TYPE (G=GRAB C=COMP)	COLLECTED START DATE	COLLECTED START TIME	COLLECTED END DATE	COLLECTED END TIME	SAMPLE TEMP AT COLLECTION	# OF CONTAINERS	Preservatives: Unpreserved	H2SO4	HNO3	HCl	NaOH	Na2S2O3	Methanol	Other	Analyses Test Y/N	App III/IV Metals	Cl, F, SO4	TDS (2540C)	RAD 9315/9320	App I / II (gypsum only)	Residual Chlorine (Y/N)
1	YGWA-6S	WT	G						5	2		3						X	X	X	X			pH:
2	YGWA-4D	WT	G						5	2		3						X	X	X	X			pH:
3	YGWA-1I	WT	G						5	2		3						X	X	X	X			pH:
4	YGWA-1D	WT	G			–	–		5	2		3						X	X	X	X			pH:
5	YGWA-2I	WT	G						5	2		3						X	X	X	X			pH:
6	YGWA-3I	WT	G						5	2		3						X	X	X	X			pH:
7	YGWA-3D	WT	G						5	2		3						X	X	X	X			pH:
8	YGWA-14S	WT	G						5	2		3						X	X	X	X			pH:
9	UP-DUP-2	WT	G						5	2		3						X	X	X	X			pH:
10	YGWA-30I	WT	G			–	–		5	2		3						X	X	X	X			pH:
11	UP-EB-1	WT	G	2/9/22	1304	–	–		5	2		3						X	X	X	X			
12	UP-FB-1	WT	G	2/9/22	1047	–	–		5	2		3						X	X	X	X			

ADDITIONAL COMMENTS	RELINQUISHED BY / AFFILIATION	DATE	TIME	ACCEPTED BY / AFFILIATION	DATE	TIME	SAMPLE CONDITIONS
Anions Suite 300.0 (Cl, F, Sulfate)	Jessica Ware / Arcadis	2/10/22	1435		2/10/22	1435	
App III Metals: Boron 6020B, Ca 6010D; App I/II 6020B: Zn, Ag, Ni, V	Arcadis	2/10/22	1700		2/10	1700	
App IV: Metals 6020B: Antimony (Sb), Arsenic (As), Barium (Ba), Beryllium (Be), Cadmium (Cd), Chromium (Cr), Cobalt (Co), Lead (Pb), Lithium (Li), Molybdenum (Mo), Selenium (Se) 7040A: Mercury (Hg)							

SAMPLER NAME AND SIGNATURE

PRINT Name of SAMPLER: Jessica Ware

SIGNATURE of SAMPLER: Jessica Ware

DATE Signed: 2/9/22

TEMP in C	Received on Ice (Y/N)	Custody Sealed Cooler (Y/N)	Samples Intact (Y/N)

CHAIN-OF-CUSTODY / Analytical Request Document

The Chain-of-Custody is a LEGAL DOCUMENT. All relevant fields must be completed accurately.

Page : Of

Section A — Required Client Information:

Company: GA Power
Address: Atlanta, GA
Email To:
Phone: Fax
Requested Due Date:

Section B — Required Project Information:

Report To: SCS Contacts
Copy To: Arcadis Contacts
Purchase Order #:
Project Name: Plant Yates Pooled Upgradient
Project Number:

Section C — Invoice Information:

Attention: Southern Co.
Company Name:
Address:
Pace Quote:
Pace Project Manager: Nicole D'Oleo
Pace Profile #: 10840

Regulatory Agency:
State / Location: Georgia

Requested Analysis Filtered (Y/N)

ITEM #	SAMPLE ID (One Character per box. (A-Z, 0-9 / , -) Sample Ids must be unique)	MATRIX CODE (see valid codes to left)	SAMPLE TYPE (G=GRAB C=COMP)	COLLECTED START DATE	COLLECTED START TIME	COLLECTED END DATE	COLLECTED END TIME	SAMPLE TEMP AT COLLECTION	# OF CONTAINERS	Preservatives: Unpreserved	H2SO4	HNO3	HCl	NaOH	Na2S2O3	Methanol	Other	Analyses Test Y/N	App III/IV Metals	Cl, F, SO4	TDS (2540C)	RAD 9315/9320	App I / II (gypsum only)	Residual Chlorine (Y/N)
1	~~YGWA-47~~	~~WT~~	~~G~~			–	–		5	2		3						Y	X	X	X	X		~~pH:~~ 25
2	~~GWA-2~~	~~WT~~	~~G~~			–	–		5	2		3						Y	X	X	X	X	X	~~pH:~~ 25
3	~~UP-DUP-1~~	~~WT~~	~~G~~			–	–		5	2		3						Y	X	X	X	X	X	~~pH:~~ 25
4	~~YGWA-4I~~	~~WT~~	~~G~~			–	–		5	2		3						Y	X	X	X	X	X	~~pH:~~ 25
5	~~MGWA-5I~~	~~WT~~	~~G~~			–	–		5	2		3						Y	X	X	X	X		~~pH:~~ 25
6	~~UP-DUP-3~~	~~WT~~	~~G~~			–	–		5	2		3						Y	X	X	X	X		~~pH:~~ 25
7	~~YGWA-5D~~	~~WT~~	~~G~~			–	–		5	2		3						Y	X	X	X	X		~~pH:~~ 25
8	YGWA-17S	WT	G	2/9/22	1020	–	–		5	2		3						Y	X	X	X	X		pH: 5.53
9	UGWA-18S	WT	G	2/9/22	1224	–	–		5	2		3						Y	X	X	X	X		pH: 5.28
10	YGWA-18I	WT	G	2/9/22	1431	–	–		5	2		3						Y	X	X	X	X		pH: 5.98
11	YGWA-20S	WT	G	2/9/22	1619	–	–		5	2		3						Y	X	X	X	X		pH: 5.91
12	YGWA-21I	WT	G	2/9/22	1740	–	–		5	2		3						Y	X	X	X	X		pH: 6.84

ADDITIONAL COMMENTS	RELINQUISHED BY / AFFILIATION	DATE	TIME	ACCEPTED BY / AFFILIATION	DATE	TIME	SAMPLE CONDITIONS
Anions Suite 300.0 (Cl, F, Sulfate)	Jessica Ware / Arcadis	2/10/22	1435	/ Arcadis	2/10/22	1435	
App III Metals: Boron 6020B, Ca 6010D; App VI 6020B: Zn, Ag, Ni, V	/ Arcadis	2/10/22	1700		2/10	1700	
App IV: Metals 6020B: Antimony (Sb), Arsenic (As), Barium (Ba), Beryllium (Be), Cadmium (Cd), Chromium (Cr), Cobalt (Co), Lead (Pb), Lithium (Li), Molybdenum (Mo), Selenium (Se) 7040A: Mercury (Hg)							

SAMPLER NAME AND SIGNATURE

PRINT Name of SAMPLER: Jessica Ware

SIGNATURE of SAMPLER: Jessica Ware

DATE Signed: 2/9/22

TEMP in C	Received on Ice (Y/N)	Custody Sealed Cooler (Y/N)	Samples Intact (Y/N)

CHAIN-OF-CUSTODY / Analytical Request Document

The Chain-of-Custody is a LEGAL DOCUMENT. All relevant fields must be completed accurately.

Page : 1 Of 4

Section A — Required Client Information:

Company: GA Power
Address: Atlanta, GA
Email To:
Phone: Fax
Requested Due Date:

Section B — Required Project Information:

Report To: SCS Contacts
Copy To: Arcadis Contacts
Purchase Order #:
Project Name: Plant Yates Pooled Upgradient
Project Number:

Section C — Invoice Information:

Attention: Southern Co.
Company Name:
Address:
Pace Quote:
Pace Project Manager: Nicole D'Oleo
Pace Profile #: 10840

Regulatory Agency:
State / Location: Georgia

Requested Analysis Filtered (Y/N)

ITEM #	SAMPLE ID (One Character per box. (A-Z, 0-9 / , -) Sample Ids must be unique)	MATRIX CODE (see valid codes to left)	SAMPLE TYPE (G=GRAB C=COMP)	COLLECTED START DATE	COLLECTED START TIME	COLLECTED END DATE	COLLECTED END TIME	SAMPLE TEMP AT COLLECTION	# OF CONTAINERS	Preservatives: Unpreserved	H2SO4	HNO3	HCl	NaOH	Na2S2O3	Methanol	Other	Analyses Test Y/N	App III/IV Metals	Cl, F, SO4	TDS (2540C)	RAD 9315/9320	App I /II (gypsum only)	Residual Chlorine (Y/N)
1	YGWA-4T	WT	G						5	2		3						Y	X	X	X	X		pH:
2	GWA-2	WT	G			-	-		5	2		3						Y	X	X	X	X	X	pH:
3	UP-DUP-1	WT	G			-			5	2		3						Y	X	X	X	X	X	pH:
4	YGWA-4I	WT	G			-	-		5	2		3						Y	X	X	X	X		pH:
5	YGWA-5I	WT	G	2/10/22	1727	-	-		5	2		3						Y	X	X	X	-		pH: 5.14
6	UP-DUP-3	WT	G	2/10/22	-	-	-		5	2		3						Y	X	X	X	X		pH:
7	YGWA-5D	WT	G						5	2		3						Y	X	X	X	X		pH:
8	YGWA-17S	WT	G						5	2		3						Y	X	X	X	X		pH:
9	UGWA-18S	WT	G						5	2		3						Y	X	X	X	X		pH:
10	YGWA-18I	WT	G			-	-		5	2		3						Y	X	X	X	X		pH:
11	YGWA-20S	WT	G			-	-		5	2		3						Y	X	X	X	X		pH:
12	YGWA-21I	WT	G			-	-		5	2		3						Y	X	X	X	X		pH:

ADDITIONAL COMMENTS

Anions Suite 300.0 (Cl, F, Sulfate)

App III Metals: Boron 6020B, Ca 6010D; App I/II 6020B: Zn, Ag, Ni, V

App IV: Metals 6020B: Antimony (Sb), Arsenic (As), Barium (Ba), Beryllium (Be), Cadmium (Cd), Chromium (Cr), Cobalt (Co), Lead (Pb), Lithium (Li), Molybdenum (Mo), Selenium (Se) 7040A: Mercury (Hg)

RELINQUISHED BY / AFFILIATION	DATE	TIME	ACCEPTED BY / AFFILIATION	DATE	TIME
/Arcadis	2/11/22	1445	Khalil Carson/Arcadis	2/11/22	1445
Khalil Carson	2/11/22	1645		2/11/22	1695

SAMPLER NAME AND SIGNATURE

PRINT Name of SAMPLER: Mark Chesk
SIGNATURE of SAMPLER:
DATE Signed: 2/11/22

SAMPLE CONDITIONS

TEMP in C	Received on Ice (Y/N)	Custody Sealed Cooler (Y/N)	Samples Intact (Y/N)

CHAIN-OF-CUSTODY / Analytical Request Document

The Chain-of-Custody is a LEGAL DOCUMENT. All relevant fields must be completed accurately.

Page : 3 Of 7

Section A
Required Client Information:

Company:	GA Power
Address:	Atlanta, GA
Email To:	
Phone:	Fax
Requested Due Date:	

Section B
Required Project Information:

Report To:	SCS Contacts
Copy To:	Arcadis Contacts
Purchase Order #:	
Project Name:	Plant Yates Pooled Upgradient
Project Number:	

Section C
Invoice Information:

Attention:	Southern Co.
Company Name:	
Address:	
Pace Quote:	
Pace Project Manager:	Nicole D'Oleo
Pace Profile #:	10840

Regulatory Agency

State / Location: Georgia

SAMPLE ID
One Character per box.
(A-Z, 0-9 / , -)
Sample Ids must be unique

MATRIX	CODE
Drinking Water	DW
Water	WT
Waste Water	WW
Product	P
Soil/Solid	SL
Oil	OL
Wipe	WP
Air	AR
Other	OT
Tissue	TS

ITEM #	SAMPLE ID	MATRIX CODE (see valid codes to left)	SAMPLE TYPE (G=GRAB C=COMP)	COLLECTED START DATE	COLLECTED START TIME	COLLECTED END DATE	COLLECTED END TIME	SAMPLE TEMP AT COLLECTION	# OF CONTAINERS	Preservatives: Unpreserved	H2SO4	HNO3	HCl	NaOH	Na2S2O3	Methanol	Other	Analyses Test Y/N	App III/IV Metals	Cl, F, SO4	TDS (2540C)	RAD 9315/9320	App I / II (gpysum only)	Residual Chlorine (Y/N)	
1	YGWA-39	WT	G			–	–		5	2		3							X	X	X	X			pH
2	YGWA-40	WT	G			–	–		5	2		3							X	X	X	X			pH
3	YGWA-1I	WT	G			–	–		5	2		3							X	X	X	X			pH
4	YGWA-1D	WT	G			–	–		5	2		3							X	X	X	X			pH
5	YGWA-2I	WT	G			–	–		5	2		3							X	X	X	X			pH
6	YGWA-3I	WT	G			–	–		5	2		3							X	X	X	X			pH
7	YGWA-3D	WT	G			–	–		5	2		3							X	X	X	X			pH
8	YGWA-14S	WT	G	02/10/22	1620	–	–		5	2		3							X	X	X	X			pH 4.50
9	UP-DUP-2	WT	G	02/10/22		–	–		5	2		3							X	X	X	X			pH
10	YGWA-30I	WT	G	02/11/22	0920	–	–		5	2		3							X	X	X	X			pH 5.59
11	UP-EB-1	WT	G			–	–		5	2		3							X	X	X	X			
12	UP-FB-1	WT	G			–	–		5	2		3							X	X	X	X			

ADDITIONAL COMMENTS	RELINQUISHED BY / AFFILIATION	DATE	TIME	ACCEPTED BY / AFFILIATION	DATE	TIME	SAMPLE CONDITIONS
Anions Suite 300.0 (Cl, F, Sulfate)	Khalil Carson /Arcadis	02/11/22	1645	[signature]	2/11/22	1645	
App III Metals: Boron 6020B, Ca 6010D; App I/II 6020B: Zn, Ag, Ni, V							
App IV: Metals 6020B: Antimony (Sb), Arsenic (As), Barium (Ba), Beryllium (Be), Cadmium (Cd), Chromium (Cr), Cobalt (Co), Lead (Pb), Lithium (Li), Molybdenum (Mo), Selenium (Se) 7040A: Mercury (Hg)							

SAMPLER NAME AND SIGNATURE

PRINT Name of SAMPLER: Khalil Carson

SIGNATURE of SAMPLER: [signature]

DATE Signed: 02/10/22

TEMP in C | Received on Ice (Y/N) | Custody Sealed Cooler (Y/N) | Samples Intact (Y/N)

CHAIN-OF-CUSTODY / Analytical Request Document

The Chain-of-Custody is a LEGAL DOCUMENT. All relevant fields must be completed accurately.

Page: 4 Of 4

Section A
Required Client Information:

Company:	GA Power
Address:	Atlanta, GA
Email To:	
Phone:	Fax
Requested Due Date:	

Section B
Required Project Information:

Report To:	SCS Contacts
Copy To:	Arcadis Contacts
Purchase Order #:	
Project Name:	Plant Yates Pooled Upgradient
Project Number:	

Section C
Invoice Information:

Attention:	Southern Co.
Company Name:	
Address:	
Pace Quote:	
Pace Project Manager:	Nicole D'Oleo
Pace Profile #:	10840

Regulatory Agency:
State / Location:
Georgia

ITEM #	SAMPLE ID (One Character per box. (A-Z, 0-9 / , -) Sample Ids must be unique)	MATRIX CODE (see valid codes to left)	SAMPLE TYPE (G=GRAB C=COMP)	COLLECTED START DATE	COLLECTED START TIME	COLLECTED END DATE	COLLECTED END TIME	SAMPLE TEMP AT COLLECTION	# OF CONTAINERS	Preservatives: Unpreserved	H2SO4	HNO3	HCl	NaOH	Na2S2O3	Methanol	Other	Analyses Test Y/N	App III/IV Metals	Cl, F, SO4	TDS (2540C)	RAD 9315/9320	App I / II (gpysum only)	Residual Chlorine (Y/N)	
1	YGWA-47	WT	G			–	–		5	2		3							X	X	X	X			pH:
2	GWA-2	WT	G			–	–		5	2		3							X	X	X	X	X		pH:
3	UP-DUP-1	WT	G			–	–		5	2		3							X	X	X	X	X		pH:
4	YGWA-4I	WT	G	2/11	1040	–	–		5	2		3							X	X	X	X			pH: 5.95
5	YGWA-5I	WT	G			–	–		5	2		3							X	X	X				pH:
6	UP-DUP-3	WT	G			–	–		5	2		3							X	X	X	X			pH:
7	YGWA-5D	WT	G	2/10	1740	–	–		5	2		3							X	X	X	X			pH: 6.99
8	YGWA-17S	WT	G			–	–		5	2		3							X	X	X	X			pH:
9	UGWA-18S	WT	G			–	–		5	2		3							X	X	X	X			pH:
10	YGWA-18I	WT	G			–	–		5	2		3							X	X	X	X			pH:
11	YGWA-20S	WT	G			–	–		5	2		3							X	X	X	X			pH:
12	YGWA-21I	WT	G			–	–		5	2		3							X	X	X	X			pH:

Requested Analysis Filtered (Y/N)

ADDITIONAL COMMENTS	RELINQUISHED BY / AFFILIATION	DATE	TIME	ACCEPTED BY / AFFILIATION	DATE	TIME	SAMPLE CONDITIONS
Anions Suite 300.0 (Cl, F, Sulfate)	Khalil Carson Arcadis	02-11-45	1645	Ocann Peach	4/11/22	1645	
App III Metals: Boron 6020B, Ca 6010D; App I/II 6020B: Zn, Ag, Ni, V							
App IV: Metals 6020B: Antimony (Sb), Arsenic (As), Barium (Ba), Beryllium (Be), Cadmium (Cd), Chromium (Cr), Cobalt (Co), Lead (Pb), Lithium (Li), Molybdenum (Mo), Selenium (Se) 7040A: Mercury (Hg)							

SAMPLER NAME AND SIGNATURE

PRINT Name of SAMPLER: Khalil Carson

SIGNATURE of SAMPLER: [signature]

DATE Signed: 02/10/22

TEMP in C | Received on Ice (Y/N) | Custody Sealed Cooler (Y/N) | Samples Intact (Y/N)

CHAIN-OF-CUSTODY / Analytical Request Document

The Chain-of-Custody is a LEGAL DOCUMENT. All relevant fields must be completed accurately.

Page : 5 Of 5

Section A Required Client Information:		Section B Required Project Information:		Section C Invoice Information:	
Company:	GA Power	Report To:	SCS Contacts	Attention:	Southern Co.
Address:	Atlanta, GA	Copy To:	Arcadis Contacts	Company Name:	
				Address:	
Email To:		Purchase Order #:		Pace Quote:	
Phone:	Fax	Project Name:	Plant Yates Pooled Upgradient	Pace Project Manager:	Nicole D'Oleo
Requested Due Date:		Project Number:		Pace Profile #:	10840

Regulatory Agency

State / Location

Georgia

ITEM #	SAMPLE ID (One Character per box. (A-Z, 0-9 / , -) Sample Ids must be unique)	MATRIX CODE (see valid codes to left)	SAMPLE TYPE (G=GRAB C=COMP)	COLLECTED START DATE	COLLECTED START TIME	COLLECTED END DATE	COLLECTED END TIME	SAMPLE TEMP AT COLLECTION	# OF CONTAINERS	Preservatives: Unpreserved	H2SO4	HNO3	HCl	NaOH	Na2S2O3	Methanol	Other	Analyses Test (Y/N)	App III/IV Metals	Cl, F, SO4	TDS (2540C)	RAD 9315/9320	App I / II (gpysum only)	Residual Chlorine (Y/N)	
1	UP-EB-2	WT	G	[illegible]	1140	–	–		5	2		3							X	X	X	X			pH
2	UP-FB-2	WT	G			–	–		5	2		3							X	X	X	X			pH
3						–	–																		
4						–	–																		
5						–	–																		
6						–	–																		
7						–	–																		
8						–	–																		
9						–	–																		
10						–	–																		
11						–	–																		
12						–	–																		

MATRIX CODE: Drinking Water DW; Water WT; Waste Water WW; Product P; Soil/Solid SL; Oil OL; Wipe WP; Air AR; Other OT; Tissue TS

ADDITIONAL COMMENTS	RELINQUISHED BY / AFFILIATION	DATE	TIME	ACCEPTED BY / AFFILIATION	DATE	TIME	SAMPLE CONDITIONS
Anions Suite 300.0 (Cl, F, Sulfate)	Khalil Carson /Arcadis	02/11/22	1645	Joann Fahl	2/11/22	1645	
App III Metals: Boron 6020B, Ca 6010D; App I/II 6020B: Zn, Ag, Ni, V							
App IV: Metals 6020B: Antimony (Sb), Arsenic (As), Barium (Ba), Beryllium (Be), Cadmium (Cd), Chromium (Cr), Cobalt (Co), Lead (Pb), Lithium (Li), Molybdenum (Mo), Selenium (Se) 7040A: Mercury (Hg)							

SAMPLER NAME AND SIGNATURE

PRINT Name of SAMPLER:

SIGNATURE of SAMPLER: DATE Signed:

TEMP in C | Received on Ice (Y/N) | Custody Sealed Cooler (Y/N) | Samples Intact (Y/N)

CHAIN-OF-CUSTODY / Analytical Request Document

The Chain-of-Custody is a LEGAL DOCUMENT. All relevant fields must be completed accurately.

Page : 4 Of 4

Section A — Required Client Information:

Company:	GA Power
Address:	Atlanta, GA
Email To:	
Phone:	Fax
Requested Due Date:	

Section B — Required Project Information:

Report To:	SCS Contacts
Copy To:	Arcadis Contacts
Purchase Order #:	
Project Name:	Plant Yates Pooled Upgradient
Project Number:	

Section C — Invoice Information:

Attention:	Southern Co.
Company Name:	
Address:	
Pace Quote:	
Pace Project Manager:	Nicole D'Oleo
Pace Profile #:	10840

Regulatory Agency: —

State / Location: Georgia

SAMPLE ID
One Character per box. (A-Z, 0-9 / , -)
Sample Ids must be unique

MATRIX CODE: Drinking Water DW; Water WT; Waste Water WW; Product P; Soil/Solid SL; Oil OL; Wipe WP; Air AR; Other OT; Tissue TS

ITEM #	SAMPLE ID	MATRIX CODE (see valid codes to left)	SAMPLE TYPE (G=GRAB C=COMP)	COLLECTED START DATE	COLLECTED START TIME	COLLECTED END DATE	COLLECTED END TIME	SAMPLE TEMP AT COLLECTION	# OF CONTAINERS	Preservatives: Unpreserved	H2SO4	HNO3	HCl	NaOH	Na2S2O3	Methanol	Other	Analyses Test Y/N	App III/IV Metals	Cl, F, SO4	TDS (2540C)	RAD 9315/9320	App I / II (gypsum only)	Residual Chlorine (Y/N)
1	~~UP-EB-2~~	~~WT~~	~~G~~						5	2		3							X	X	X	X		
2	UP-FB-2	WT	G	2/10/2013		–	–		5	2		3							X	X	X	X			pH:
3						–	–																		pH:
4						–	–																		
5						–	–																		
6						–	–																		
7						–	–																		
8						–	–																		
9						–	–																		
10						–	–																		
11						–	–																		
12						–	–																		

ADDITIONAL COMMENTS	RELINQUISHED BY / AFFILIATION	DATE	TIME	ACCEPTED BY / AFFILIATION	DATE	TIME
Anions Suite 300.0 (Cl, F, Sulfate)	/Arcadis	2/11/22	1445	Khalil Carson	2/11/22	1445
App III Metals: Boron 6020B, Ca 6010D; App I/II 6020B: Zn, Ag, Ni, V	Khalil Carson	2/11/22	1645		2/11/22	1645
App IV: Metals 6020B: Antimony (Sb), Arsenic (As), Barium (Ba), Beryllium (Be), Cadmium (Cd), Chromium (Cr), Cobalt (Co), Lead (Pb), Lithium (Li), Molybdenum (Mo), Selenium (Se) 7040A: Mercury (Hg)						

SAMPLER NAME AND SIGNATURE
PRINT Name of SAMPLER:
SIGNATURE of SAMPLER:
DATE Signed: 2/11/22

SAMPLE CONDITIONS: TEMP in C | Received on Ice (Y/N) | Custody Sealed Cooler (Y/N) | Samples Intact (Y/N)

SDG	Sample ID	Method	Analyte	Result	Units	Validation Qualifier	Reason for Validation Qualifier
92587081	No qualifiers assigned						

Pace Analytical Services, LLC
110 Technology Parkway
Peachtree Corners, GA 30092
(770)734-4200

April 11, 2022

Ms. Lauren Petty
Southern Company
42 Inverness Center Parkway
Birmingham, AL 35242

RE: Project: YATES POOLED UPGRADIENT RAD
Pace Project No.: 92587081

Dear Ms. Petty:

Enclosed are the analytical results for sample(s) received by the laboratory between February 09, 2022 and February 11, 2022. The results relate only to the samples included in this report. Results reported herein conform to the applicable TNI/NELAC Standards and the laboratory's Quality Manual, where applicable, unless otherwise noted in the body of the report.

The test results provided in this final report were generated by each of the following laboratories within the Pace Network:

- Pace Analytical Services - Greensburg

If you have any questions concerning this report, please feel free to contact me.

Sincerely,

Tyler Forney for
Nicole D'Oleo
nicole.d'oleo@pacelabs.com
(704)875-9092
Project Manager

Enclosures

cc: Joju Abraham, Georgia Power-CCR
Lauren Coker, Georgia Pwer
Geoffrey Gay, ARCADIS - Atlanta
Kristen Jurinko
Kelley Sharpe, ARCADIS - Atlanta
Alex Simpson, Arcadis
Becky Steever, Arcadis
Albert Zumbuhl, Arcadis

This report shall not be reproduced, except in full,
without the written consent of Pace Analytical Services, LLC.

Pace Analytical Services, LLC
110 Technology Parkway
Peachtree Corners, GA 30092
(770)734-4200

CERTIFICATIONS

Project: YATES POOLED UPGRADIENT RAD
Pace Project No.: 92587081

Pace Analytical Services Pennsylvania
1638 Roseytown Rd Suites 2,3&4, Greensburg, PA 15601
ANAB DOD-ELAP Rad Accreditation #: L2417
Alabama Certification #: 41590
Arizona Certification #: AZ0734
Arkansas Certification
California Certification #: 04222CA
Colorado Certification #: PA01547
Connecticut Certification #: PH-0694
Delaware Certification
EPA Region 4 DW Rad
Florida/TNI Certification #: E87683
Georgia Certification #: C040
Florida: Cert E871149 SEKS WET
Guam Certification
Hawaii Certification
Idaho Certification
Illinois Certification
Indiana Certification
Iowa Certification #: 391
Kansas/TNI Certification #: E-10358
Kentucky Certification #: KY90133
KY WW Permit #: KY0098221
KY WW Permit #: KY0000221
Louisiana DHH/TNI Certification #: LA180012
Louisiana DEQ/TNI Certification #: 4086
Maine Certification #: 2017020
Maryland Certification #: 308
Massachusetts Certification #: M-PA1457
Michigan/PADEP Certification #: 9991
Missouri Certification #: 235
Montana Certification #: Cert0082
Nebraska Certification #: NE-OS-29-14
Nevada Certification #: PA014572018-1
New Hampshire/TNI Certification #: 297617
New Jersey/TNI Certification #: PA051
New Mexico Certification #: PA01457
New York/TNI Certification #: 10888
North Carolina Certification #: 42706
North Dakota Certification #: R-190
Ohio EPA Rad Approval: #41249
Oregon/TNI Certification #: PA200002-010
Pennsylvania/TNI Certification #: 65-00282
Puerto Rico Certification #: PA01457
Rhode Island Certification #: 65-00282
South Dakota Certification
Tennessee Certification #: 02867
Texas/TNI Certification #: T104704188-17-3
Utah/TNI Certification #: PA014572017-9
USDA Soil Permit #: P330-17-00091
Vermont Dept. of Health: ID# VT-0282
Virgin Island/PADEP Certification
Virginia/VELAP Certification #: 460198
Washington Certification #: C868
West Virginia DEP Certification #: 143
West Virginia DHHR Certification #: 9964C
Wisconsin Approve List for Rad
Wyoming Certification #: 8TMS-L

This report shall not be reproduced, except in full,
without the written consent of Pace Analytical Services, LLC.

Pace Analytical Services, LLC
110 Technology Parkway
Peachtree Corners, GA 30092
(770)734-4200

SAMPLE SUMMARY

Project: YATES POOLED UPGRADIENT RAD
Pace Project No.: 92587081

Lab ID	Sample ID	Matrix	Date Collected	Date Received
92587081001	**YGWA-39**	Water	02/08/22 14:55	02/09/22 10:18
92587081002	**YGWA-40**	Water	02/08/22 13:22	02/09/22 10:18
92587081003	**YGWA-47**	Water	02/08/22 11:40	02/09/22 10:18
92587081004	**GWA-2**	Water	02/08/22 11:50	02/09/22 10:18
92587081005	**UP-DUP-1**	Water	02/08/22 00:00	02/09/22 10:18
92587081006	**YGWA-1I**	Water	02/09/22 13:45	02/10/22 17:00
92587081007	**YGWA-1D**	Water	02/09/22 14:45	02/10/22 17:00
92587081008	**YGWA-2I**	Water	02/09/22 17:35	02/10/22 17:00
92587081009	**YGWA-3I**	Water	02/09/22 11:35	02/10/22 17:00
92587081010	**YGWA-3D**	Water	02/09/22 10:20	02/10/22 17:00
92587081011	**UP-EB-1**	Water	02/09/22 13:06	02/10/22 17:00
92587081012	**UP-FB-1**	Water	02/09/22 10:47	02/10/22 17:00
92587081013	**YGWA-17S**	Water	02/09/22 10:20	02/10/22 17:00
92587081014	**YGWA-18S**	Water	02/09/22 12:24	02/10/22 17:00
92587081015	**YGWA-18I**	Water	02/09/22 14:31	02/10/22 17:00
92587081016	**YGWA-20S**	Water	02/09/22 16:19	02/10/22 17:00
92587081017	**YGWA-21I**	Water	02/09/22 17:40	02/10/22 17:00
92587081018	**YGWA-5I**	Water	02/10/22 17:27	02/11/22 16:45
92587081019	**UP-DUP-3**	Water	02/10/22 00:00	02/11/22 16:45
92587081020	**YGWA-14S**	Water	02/10/22 16:20	02/11/22 16:45
92587081021	**UP-DUP-2**	Water	02/10/22 00:00	02/11/22 16:45
92587081022	**YGWA-30I**	Water	02/10/22 09:20	02/11/22 16:45
92587081023	**YGWA-4I**	Water	02/11/22 10:40	02/11/22 16:45
92587081024	**YGWA-5D**	Water	02/10/22 17:46	02/11/22 16:45
92587081025	**UP-EB-2**	Water	02/10/22 11:40	02/11/22 16:45
92587081026	**UP-FB-2**	Water	02/10/22 17:13	02/11/22 16:45

REPORT OF LABORATORY ANALYSIS

This report shall not be reproduced, except in full,
without the written consent of Pace Analytical Services, LLC.

Pace Analytical Services, LLC
110 Technology Parkway
Peachtree Corners, GA 30092
(770)734-4200

SAMPLE ANALYTE COUNT

Project: YATES POOLED UPGRADIENT RAD
Pace Project No.: 92587081

Lab ID	Sample ID	Method	Analysts	Analytes Reported	Laboratory
92587081001	**YGWA-39**	EPA 9315	JC2	1	PASI-PA
		EPA 9320	VAL	1	PASI-PA
		Total Radium Calculation	JAL	1	PASI-PA
92587081002	**YGWA-40**	EPA 9315	JC2	1	PASI-PA
		EPA 9320	VAL	1	PASI-PA
		Total Radium Calculation	JAL	1	PASI-PA
92587081003	**YGWA-47**	EPA 9315	JC2	1	PASI-PA
		EPA 9320	VAL	1	PASI-PA
		Total Radium Calculation	JAL	1	PASI-PA
92587081004	**GWA-2**	EPA 9315	JC2	1	PASI-PA
		EPA 9320	VAL	1	PASI-PA
		Total Radium Calculation	JAL	1	PASI-PA
92587081005	**UP-DUP-1**	EPA 9315	JC2	1	PASI-PA
		EPA 9320	VAL	1	PASI-PA
		Total Radium Calculation	JAL	1	PASI-PA
92587081006	**YGWA-1I**	EPA 9315	JC2	1	PASI-PA
		EPA 9320	VAL	1	PASI-PA
		Total Radium Calculation	JAL	1	PASI-PA
92587081007	**YGWA-1D**	EPA 9315	JC2	1	PASI-PA
		EPA 9320	VAL	1	PASI-PA
		Total Radium Calculation	JAL	1	PASI-PA
92587081008	**YGWA-2I**	EPA 9315	JC2	1	PASI-PA
		EPA 9320	VAL	1	PASI-PA
		Total Radium Calculation	JAL	1	PASI-PA
92587081009	**YGWA-3I**	EPA 9315	JC2	1	PASI-PA
		EPA 9320	VAL	1	PASI-PA
		Total Radium Calculation	JAL	1	PASI-PA
92587081010	**YGWA-3D**	EPA 9315	JC2	1	PASI-PA
		EPA 9320	VAL	1	PASI-PA
		Total Radium Calculation	JAL	1	PASI-PA
92587081011	**UP-EB-1**	EPA 9315	JC2	1	PASI-PA
		EPA 9320	VAL	1	PASI-PA
		Total Radium Calculation	JAL	1	PASI-PA
92587081012	**UP-FB-1**	EPA 9315	JC2	1	PASI-PA
		EPA 9320	VAL	1	PASI-PA
		Total Radium Calculation	JAL	1	PASI-PA
92587081013	**YGWA-17S**	EPA 9315	JC2	1	PASI-PA

This report shall not be reproduced, except in full,
without the written consent of Pace Analytical Services, LLC.

Pace Analytical Services, LLC
110 Technology Parkway
Peachtree Corners, GA 30092
(770)734-4200

SAMPLE ANALYTE COUNT

Project: YATES POOLED UPGRADIENT RAD
Pace Project No.: 92587081

Lab ID	Sample ID	Method	Analysts	Analytes Reported	Laboratory
		EPA 9320	VAL	1	PASI-PA
		Total Radium Calculation	JAL	1	PASI-PA
92587081014	**YGWA-18S**	EPA 9315	JC2	1	PASI-PA
		EPA 9320	VAL	1	PASI-PA
		Total Radium Calculation	JAL	1	PASI-PA
92587081015	**YGWA-18I**	EPA 9315	JC2	1	PASI-PA
		EPA 9320	VAL	1	PASI-PA
		Total Radium Calculation	JAL	1	PASI-PA
92587081016	**YGWA-20S**	EPA 9315	JC2	1	PASI-PA
		EPA 9320	VAL	1	PASI-PA
		Total Radium Calculation	JAL	1	PASI-PA
92587081017	**YGWA-21I**	EPA 9315	JC2	1	PASI-PA
		EPA 9320	VAL	1	PASI-PA
		Total Radium Calculation	JAL	1	PASI-PA
92587081018	**YGWA-5I**	EPA 9315	JC2	1	PASI-PA
		EPA 9320	VAL	1	PASI-PA
		Total Radium Calculation	JAL	1	PASI-PA
92587081019	**UP-DUP-3**	EPA 9315	JC2	1	PASI-PA
		EPA 9320	VAL	1	PASI-PA
		Total Radium Calculation	JAL	1	PASI-PA
92587081020	**YGWA-14S**	EPA 9315	JC2	1	PASI-PA
		EPA 9320	VAL	1	PASI-PA
		Total Radium Calculation	JAL	1	PASI-PA
92587081021	**UP-DUP-2**	EPA 9315	JC2	1	PASI-PA
		EPA 9320	VAL	1	PASI-PA
		Total Radium Calculation	JAL	1	PASI-PA
92587081022	**YGWA-30I**	EPA 9315	JC2	1	PASI-PA
		EPA 9320	JSM	1	PASI-PA
		Total Radium Calculation	JAL	1	PASI-PA
92587081023	**YGWA-4I**	EPA 9315	JC2	1	PASI-PA
		EPA 9320	JSM	1	PASI-PA
		Total Radium Calculation	JAL	1	PASI-PA
92587081024	**YGWA-5D**	EPA 9315	JC2	1	PASI-PA
		EPA 9320	JSM	1	PASI-PA
		Total Radium Calculation	JAL	1	PASI-PA
92587081025	**UP-EB-2**	EPA 9315	JC2	1	PASI-PA
		EPA 9320	JSM	1	PASI-PA

This report shall not be reproduced, except in full,
without the written consent of Pace Analytical Services, LLC.

Pace Analytical Services, LLC
110 Technology Parkway
Peachtree Corners, GA 30092
(770)734-4200

SAMPLE ANALYTE COUNT

Project: YATES POOLED UPGRADIENT RAD
Pace Project No.: 92587081

Lab ID	Sample ID	Method	Analysts	Analytes Reported	Laboratory
		Total Radium Calculation	JAL	1	PASI-PA
92587081026	**UP-FB-2**	EPA 9315	JC2	1	PASI-PA
		EPA 9320	JSM	1	PASI-PA
		Total Radium Calculation	JAL	1	PASI-PA

PASI-PA = Pace Analytical Services - Greensburg

This report shall not be reproduced, except in full,
without the written consent of Pace Analytical Services, LLC.

Pace Analytical Services, LLC
110 Technology Parkway
Peachtree Corners, GA 30092
(770)734-4200

SUMMARY OF DETECTION

Project: YATES POOLED UPGRADIENT RAD
Pace Project No.: 92587081

Lab Sample ID / Method	Client Sample ID / Parameters	Result	Units	Report Limit	Analyzed	Qualifiers
92587081001	**YGWA-39**					
EPA 9315	Radium-226	0.621 ± 0.193 (0.145) C:97% T:NA	pCi/L		03/14/22 08:22	
EPA 9320	Radium-228	0.213 ± 0.292 (0.626) C:86% T:87%	pCi/L		03/04/22 12:08	
Total Radium Calculation	Total Radium	0.834 ± 0.485 (0.771)	pCi/L		03/14/22 21:59	
92587081002	**YGWA-40**					
EPA 9315	Radium-226	0.390 ± 0.164 (0.197) C:87% T:NA	pCi/L		03/14/22 08:22	
EPA 9320	Radium-228	0.144 ± 0.283 (0.623) C:84% T:90%	pCi/L		03/04/22 12:08	
Total Radium Calculation	Total Radium	0.534 ± 0.447 (0.820)	pCi/L		03/14/22 21:59	
92587081003	**YGWA-47**					
EPA 9315	Radium-226	0.241 ± 0.130 (0.183) C:91% T:NA	pCi/L		03/14/22 08:22	
EPA 9320	Radium-228	0.159 ± 0.245 (0.528) C:84% T:90%	pCi/L		03/04/22 12:08	
Total Radium Calculation	Total Radium	0.400 ± 0.375 (0.711)	pCi/L		03/14/22 21:59	
92587081004	**GWA-2**					
EPA 9315	Radium-226	0.151 ± 0.105 (0.166) C:89% T:NA	pCi/L		03/14/22 08:22	
EPA 9320	Radium-228	0.311 ± 0.281 (0.568) C:87% T:90%	pCi/L		03/04/22 12:08	
Total Radium Calculation	Total Radium	0.462 ± 0.386 (0.734)	pCi/L		03/14/22 21:59	

REPORT OF LABORATORY ANALYSIS

This report shall not be reproduced, except in full,
without the written consent of Pace Analytical Services, LLC.

Pace Analytical Services, LLC
110 Technology Parkway
Peachtree Corners, GA 30092
(770)734-4200

SUMMARY OF DETECTION

Project: YATES POOLED UPGRADIENT RAD
Pace Project No.: 92587081

Lab Sample ID / Method	Client Sample ID / Parameters	Result	Units	Report Limit	Analyzed	Qualifiers
92587081005	**UP-DUP-1**					
EPA 9315	Radium-226	0.138 ± 0.115 (0.208) C:75% T:NA	pCi/L		03/14/22 08:22	
EPA 9320	Radium-228	0.617 ± 0.346 (0.625) C:86% T:88%	pCi/L		03/04/22 12:09	
Total Radium Calculation	Total Radium	0.755 ± 0.461 (0.833)	pCi/L		03/14/22 21:59	
92587081006	**YGWA-1I**					
EPA 9315	Radium-226	0.211 ± 0.123 (0.190) C:95% T:NA	pCi/L		03/14/22 08:22	
EPA 9320	Radium-228	0.211 ± 0.575 (1.28) C:78% T:88%	pCi/L		03/04/22 12:09	
Total Radium Calculation	Total Radium	0.422 ± 0.698 (1.47)	pCi/L		03/14/22 21:59	
92587081007	**YGWA-1D**					
EPA 9315	Radium-226	0.294 ± 0.135 (0.159) C:93% T:NA	pCi/L		03/14/22 08:22	
EPA 9320	Radium-228	0.893 ± 0.529 (0.973) C:78% T:89%	pCi/L		03/04/22 12:09	
Total Radium Calculation	Total Radium	1.19 ± 0.664 (1.13)	pCi/L		03/14/22 21:59	
92587081008	**YGWA-2I**					
EPA 9315	Radium-226	0.205 ± 0.114 (0.150) C:91% T:NA	pCi/L		03/14/22 08:22	
EPA 9320	Radium-228	0.689 ± 0.535 (1.05) C:77% T:90%	pCi/L		03/04/22 12:09	
Total Radium Calculation	Total Radium	0.894 ± 0.649 (1.20)	pCi/L		03/14/22 21:59	

This report shall not be reproduced, except in full,
without the written consent of Pace Analytical Services, LLC.

Pace Analytical Services, LLC
110 Technology Parkway
Peachtree Corners, GA 30092
(770)734-4200

SUMMARY OF DETECTION

Project: YATES POOLED UPGRADIENT RAD
Pace Project No.: 92587081

Lab Sample ID / Method	Client Sample ID / Parameters	Result	Units	Report Limit	Analyzed	Qualifiers
92587081009	**YGWA-3I**					
EPA 9315	Radium-226	0.817 ± 0.240 (0.170) C:83% T:NA	pCi/L		03/14/22 08:22	
EPA 9320	Radium-228	1.09 ± 0.451 (0.731) C:81% T:89%	pCi/L		03/04/22 12:09	
Total Radium Calculation	Total Radium	1.91 ± 0.691 (0.901)	pCi/L		03/14/22 21:59	
92587081010	**YGWA-3D**					
EPA 9315	Radium-226	1.41 ± 0.334 (0.200) C:96% T:NA	pCi/L		03/14/22 08:18	
EPA 9320	Radium-228	1.87 ± 0.560 (0.704) C:82% T:90%	pCi/L		03/04/22 12:09	
Total Radium Calculation	Total Radium	3.28 ± 0.894 (0.904)	pCi/L		03/14/22 21:59	
92587081011	**UP-EB-1**					
EPA 9315	Radium-226	0.0487 ± 0.0838 (0.189) C:97% T:NA	pCi/L		03/14/22 08:18	
EPA 9320	Radium-228	0.387 ± 0.291 (0.568) C:83% T:97%	pCi/L		03/04/22 12:09	
Total Radium Calculation	Total Radium	0.436 ± 0.375 (0.757)	pCi/L		03/14/22 21:59	
92587081012	**UP-FB-1**					
EPA 9315	Radium-226	0.0259 ± 0.0622 (0.149) C:95% T:NA	pCi/L		03/14/22 08:18	
EPA 9320	Radium-228	0.546 ± 0.343 (0.645) C:81% T:93%	pCi/L		03/04/22 12:10	
Total Radium Calculation	Total Radium	0.572 ± 0.405 (0.794)	pCi/L		03/14/22 21:59	

REPORT OF LABORATORY ANALYSIS

This report shall not be reproduced, except in full,
without the written consent of Pace Analytical Services, LLC.

Pace Analytical Services, LLC
110 Technology Parkway
Peachtree Corners, GA 30092
(770)734-4200

SUMMARY OF DETECTION

Project: YATES POOLED UPGRADIENT RAD
Pace Project No.: 92587081

Lab Sample ID / Method	Client Sample ID / Parameters	Result	Units	Report Limit	Analyzed	Qualifiers
92587081013	**YGWA-17S**					
EPA 9315	Radium-226	0.131 ± 0.0871 (0.122) C:95% T:NA	pCi/L		03/14/22 08:19	
EPA 9320	Radium-228	0.00169 ± 0.325 (0.756) C:78% T:89%	pCi/L		03/04/22 12:10	
Total Radium Calculation	Total Radium	0.133 ± 0.412 (0.878)	pCi/L		03/14/22 21:59	
92587081014	**YGWA-18S**					
EPA 9315	Radium-226	0.0618 ± 0.0753 (0.152) C:93% T:NA	pCi/L		03/14/22 08:19	
EPA 9320	Radium-228	-0.0652 ± 0.340 (0.796) C:81% T:91%	pCi/L		03/04/22 12:10	
Total Radium Calculation	Total Radium	0.0618 ± 0.415 (0.948)	pCi/L		03/14/22 21:59	
92587081015	**YGWA-18I**					
EPA 9315	Radium-226	0.107 ± 0.0873 (0.149) C:94% T:NA	pCi/L		03/14/22 08:19	
EPA 9320	Radium-228	0.464 ± 0.334 (0.645) C:76% T:92%	pCi/L		03/04/22 12:10	
Total Radium Calculation	Total Radium	0.571 ± 0.421 (0.794)	pCi/L		03/14/22 21:59	
92587081016	**YGWA-20S**					
EPA 9315	Radium-226	0.0382 ± 0.0564 (0.120) C:92% T:NA	pCi/L		03/14/22 08:19	
EPA 9320	Radium-228	0.466 ± 0.326 (0.625) C:78% T:93%	pCi/L		03/04/22 12:10	
Total Radium Calculation	Total Radium	0.504 ± 0.382 (0.745)	pCi/L		03/14/22 21:59	

This report shall not be reproduced, except in full,
without the written consent of Pace Analytical Services, LLC.

Pace Analytical Services, LLC
110 Technology Parkway
Peachtree Corners, GA 30092
(770)734-4200

SUMMARY OF DETECTION

Project: YATES POOLED UPGRADIENT RAD
Pace Project No.: 92587081

Lab Sample ID / Method	Client Sample ID / Parameters	Result	Units	Report Limit	Analyzed	Qualifiers
92587081017	**YGWA-21I**					
EPA 9315	Radium-226	0.790 ± 0.237 (0.195) C:86% T:NA	pCi/L		03/14/22 08:19	
EPA 9320	Radium-228	1.15 ± 0.478 (0.782) C:81% T:88%	pCi/L		03/04/22 12:10	
Total Radium Calculation	Total Radium	1.94 ± 0.715 (0.977)	pCi/L		03/14/22 21:59	
92587081018	**YGWA-5I**					
EPA 9315	Radium-226	0.0387 ± 0.0686 (0.155) C:92% T:NA	pCi/L		03/18/22 09:27	
EPA 9320	Radium-228	0.336 ± 0.397 (0.841) C:85% T:89%	pCi/L		03/04/22 12:18	
Total Radium Calculation	Total Radium	0.375 ± 0.466 (0.996)	pCi/L		03/21/22 15:36	
92587081019	**UP-DUP-3**					
EPA 9315	Radium-226	0.183 ± 0.111 (0.169) C:95% T:NA	pCi/L		03/18/22 09:27	
EPA 9320	Radium-228	-0.150 ± 0.507 (1.19) C:69% T:82%	pCi/L		03/04/22 12:18	
Total Radium Calculation	Total Radium	0.183 ± 0.618 (1.36)	pCi/L		03/21/22 15:36	
92587081020	**YGWA-14S**					
EPA 9315	Radium-226	-0.0197 ± 0.0632 (0.190) C:92% T:NA	pCi/L		03/18/22 09:27	
EPA 9320	Radium-228	-0.199 ± 0.449 (1.06) C:75% T:89%	pCi/L		03/04/22 12:18	
Total Radium Calculation	Total Radium	0.000 ± 0.512 (1.25)	pCi/L		03/21/22 15:36	

REPORT OF LABORATORY ANALYSIS

This report shall not be reproduced, except in full,
without the written consent of Pace Analytical Services, LLC.

Pace Analytical Services, LLC
110 Technology Parkway
Peachtree Corners, GA 30092
(770)734-4200

SUMMARY OF DETECTION

Project: YATES POOLED UPGRADIENT RAD
Pace Project No.: 92587081

Lab Sample ID / Method	Client Sample ID / Parameters	Result	Units	Report Limit	Analyzed	Qualifiers
92587081021	**UP-DUP-2**					
EPA 9315	Radium-226	0.0406 ± 0.0923 (0.219) C:63% T:NA	pCi/L		03/18/22 09:27	
EPA 9320	Radium-228	-0.195 ± 0.313 (0.784) C:91% T:90%	pCi/L		03/04/22 18:26	
Total Radium Calculation	Total Radium	0.0406 ± 0.405 (1.00)	pCi/L		03/21/22 15:36	
92587081022	**YGWA-30I**					
EPA 9315	Radium-226	0.0634 ± 0.0744 (0.148) C:89% T:NA	pCi/L		03/18/22 09:27	
EPA 9320	Radium-228	0.205 ± 0.331 (0.718) C:68% T:87%	pCi/L		03/08/22 15:20	
Total Radium Calculation	Total Radium	0.268 ± 0.405 (0.866)	pCi/L		03/21/22 15:36	
92587081023	**YGWA-4I**					
EPA 9315	Radium-226	0.501 ± 0.174 (0.154) C:90% T:NA	pCi/L		03/18/22 09:27	
EPA 9320	Radium-228	0.495 ± 0.381 (0.744) C:69% T:88%	pCi/L		03/08/22 15:20	
Total Radium Calculation	Total Radium	0.996 ± 0.555 (0.898)	pCi/L		03/21/22 15:36	
92587081024	**YGWA-5D**					
EPA 9315	Radium-226	2.47 ± 0.487 (0.124) C:87% T:NA	pCi/L		03/18/22 10:23	
EPA 9320	Radium-228	0.856 ± 0.428 (0.737) C:69% T:93%	pCi/L		03/08/22 15:20	
Total Radium Calculation	Total Radium	3.33 ± 0.915 (0.861)	pCi/L		03/21/22 15:36	

REPORT OF LABORATORY ANALYSIS

This report shall not be reproduced, except in full,
without the written consent of Pace Analytical Services, LLC.

Pace Analytical Services, LLC
110 Technology Parkway
Peachtree Corners, GA 30092
(770)734-4200

SUMMARY OF DETECTION

Project: YATES POOLED UPGRADIENT RAD
Pace Project No.: 92587081

Lab Sample ID / Method	Client Sample ID / Parameters	Result	Units	Report Limit	Analyzed	Qualifiers
92587081025	**UP-EB-2**					
EPA 9315	Radium-226	0.0353 ± 0.0661 (0.151) C:97% T:NA	pCi/L		03/22/22 09:52	
EPA 9320	Radium-228	0.133 ± 0.314 (0.699) C:75% T:90%	pCi/L		03/08/22 15:20	
Total Radium Calculation	Total Radium	0.168 ± 0.380 (0.850)	pCi/L		03/22/22 15:27	
92587081026	**UP-FB-2**					
EPA 9315	Radium-226	0.0543 ± 0.0745 (0.158) C:98% T:NA	pCi/L		03/22/22 09:52	
EPA 9320	Radium-228	0.148 ± 0.542 (1.23) C:72% T:89%	pCi/L		03/08/22 18:43	
Total Radium Calculation	Total Radium	0.202 ± 0.617 (1.39)	pCi/L		03/22/22 15:27	

This report shall not be reproduced, except in full,
without the written consent of Pace Analytical Services, LLC.

Pace Analytical Services, LLC
110 Technology Parkway
Peachtree Corners, GA 30092
(770)734-4200

ANALYTICAL RESULTS - RADIOCHEMISTRY

Project: YATES POOLED UPGRADIENT RAD
Pace Project No.: 92587081

Sample: YGWA-39 **Lab ID: 92587081001** Collected: 02/08/22 14:55 Received: 02/09/22 10:18 Matrix: Water
PWS: Site ID: Sample Type:

Parameters	Method	Act ± Unc (MDC) Carr Trac	Units	Analyzed	CAS No.	Qual
	Pace Analytical Services - Greensburg					
Radium-226	EPA 9315	**0.621 ± 0.193 (0.145) C:97% T:NA**	pCi/L	03/14/22 08:22	13982-63-3	
	Pace Analytical Services - Greensburg					
Radium-228	EPA 9320	**0.213 ± 0.292 (0.626) C:86% T:87%**	pCi/L	03/04/22 12:08	15262-20-1	
	Pace Analytical Services - Greensburg					
Total Radium	Total Radium Calculation	**0.834 ± 0.485 (0.771)**	pCi/L	03/14/22 21:59	7440-14-4	

REPORT OF LABORATORY ANALYSIS

This report shall not be reproduced, except in full,
without the written consent of Pace Analytical Services, LLC.

Pace Analytical Services, LLC
110 Technology Parkway
Peachtree Corners, GA 30092
(770)734-4200

ANALYTICAL RESULTS - RADIOCHEMISTRY

Project: YATES POOLED UPGRADIENT RAD
Pace Project No.: 92587081

Sample: YGWA-40 **Lab ID: 92587081002** Collected: 02/08/22 13:22 Received: 02/09/22 10:18 Matrix: Water
PWS: Site ID: Sample Type:

Parameters	Method	Act ± Unc (MDC) Carr Trac	Units	Analyzed	CAS No.	Qual
	Pace Analytical Services - Greensburg					
Radium-226	EPA 9315	**0.390 ± 0.164 (0.197) C:87% T:NA**	pCi/L	03/14/22 08:22	13982-63-3	
	Pace Analytical Services - Greensburg					
Radium-228	EPA 9320	**0.144 ± 0.283 (0.623) C:84% T:90%**	pCi/L	03/04/22 12:08	15262-20-1	
	Pace Analytical Services - Greensburg					
Total Radium	Total Radium Calculation	**0.534 ± 0.447 (0.820)**	pCi/L	03/14/22 21:59	7440-14-4	

REPORT OF LABORATORY ANALYSIS

This report shall not be reproduced, except in full,
without the written consent of Pace Analytical Services, LLC.

Pace Analytical Services, LLC
110 Technology Parkway
Peachtree Corners, GA 30092
(770)734-4200

ANALYTICAL RESULTS - RADIOCHEMISTRY

Project: YATES POOLED UPGRADIENT RAD
Pace Project No.: 92587081

Sample: YGWA-47 **Lab ID: 92587081003** Collected: 02/08/22 11:40 Received: 02/09/22 10:18 Matrix: Water
PWS: Site ID: Sample Type:

Parameters	Method	Act ± Unc (MDC) Carr Trac	Units	Analyzed	CAS No.	Qual
	Pace Analytical Services - Greensburg					
Radium-226	EPA 9315	**0.241 ± 0.130 (0.183) C:91% T:NA**	pCi/L	03/14/22 08:22	13982-63-3	
	Pace Analytical Services - Greensburg					
Radium-228	EPA 9320	**0.159 ± 0.245 (0.528) C:84% T:90%**	pCi/L	03/04/22 12:08	15262-20-1	
	Pace Analytical Services - Greensburg					
Total Radium	Total Radium Calculation	**0.400 ± 0.375 (0.711)**	pCi/L	03/14/22 21:59	7440-14-4	

REPORT OF LABORATORY ANALYSIS

This report shall not be reproduced, except in full,
without the written consent of Pace Analytical Services, LLC.

Pace Analytical Services, LLC
110 Technology Parkway
Peachtree Corners, GA 30092
(770)734-4200

ANALYTICAL RESULTS - RADIOCHEMISTRY

Project: YATES POOLED UPGRADIENT RAD
Pace Project No.: 92587081

Sample: GWA-2 **Lab ID: 92587081004** Collected: 02/08/22 11:50 Received: 02/09/22 10:18 Matrix: Water
PWS: Site ID: Sample Type:

Parameters	Method	Act ± Unc (MDC) Carr Trac	Units	Analyzed	CAS No.	Qual
	Pace Analytical Services - Greensburg					
Radium-226	EPA 9315	**0.151 ± 0.105 (0.166) C:89% T:NA**	pCi/L	03/14/22 08:22	13982-63-3	
	Pace Analytical Services - Greensburg					
Radium-228	EPA 9320	**0.311 ± 0.281 (0.568) C:87% T:90%**	pCi/L	03/04/22 12:08	15262-20-1	
	Pace Analytical Services - Greensburg					
Total Radium	Total Radium Calculation	**0.462 ± 0.386 (0.734)**	pCi/L	03/14/22 21:59	7440-14-4	

REPORT OF LABORATORY ANALYSIS

This report shall not be reproduced, except in full,
without the written consent of Pace Analytical Services, LLC.

Pace Analytical Services, LLC
110 Technology Parkway
Peachtree Corners, GA 30092
(770)734-4200

ANALYTICAL RESULTS - RADIOCHEMISTRY

Project: YATES POOLED UPGRADIENT RAD
Pace Project No.: 92587081

Sample: UP-DUP-1 **Lab ID: 92587081005** Collected: 02/08/22 00:00 Received: 02/09/22 10:18 Matrix: Water
PWS: Site ID: Sample Type:

Parameters	Method	Act ± Unc (MDC) Carr Trac	Units	Analyzed	CAS No.	Qual
	Pace Analytical Services - Greensburg					
Radium-226	EPA 9315	**0.138 ± 0.115 (0.208) C:75% T:NA**	pCi/L	03/14/22 08:22	13982-63-3	
	Pace Analytical Services - Greensburg					
Radium-228	EPA 9320	**0.617 ± 0.346 (0.625) C:86% T:88%**	pCi/L	03/04/22 12:09	15262-20-1	
	Pace Analytical Services - Greensburg					
Total Radium	Total Radium Calculation	**0.755 ± 0.461 (0.833)**	pCi/L	03/14/22 21:59	7440-14-4	

REPORT OF LABORATORY ANALYSIS

This report shall not be reproduced, except in full,
without the written consent of Pace Analytical Services, LLC.

Pace Analytical Services, LLC
110 Technology Parkway
Peachtree Corners, GA 30092
(770)734-4200

ANALYTICAL RESULTS - RADIOCHEMISTRY

Project: YATES POOLED UPGRADIENT RAD
Pace Project No.: 92587081

Sample: YGWA-1I **Lab ID: 92587081006** Collected: 02/09/22 13:45 Received: 02/10/22 17:00 Matrix: Water
PWS: Site ID: Sample Type:

Parameters	Method	Act ± Unc (MDC) Carr Trac	Units	Analyzed	CAS No.	Qual
	Pace Analytical Services - Greensburg					
Radium-226	EPA 9315	**0.211 ± 0.123 (0.190) C:95% T:NA**	pCi/L	03/14/22 08:22	13982-63-3	
	Pace Analytical Services - Greensburg					
Radium-228	EPA 9320	**0.211 ± 0.575 (1.28) C:78% T:88%**	pCi/L	03/04/22 12:09	15262-20-1	
	Pace Analytical Services - Greensburg					
Total Radium	Total Radium Calculation	**0.422 ± 0.698 (1.47)**	pCi/L	03/14/22 21:59	7440-14-4	

REPORT OF LABORATORY ANALYSIS

This report shall not be reproduced, except in full,
without the written consent of Pace Analytical Services, LLC.

Pace Analytical Services, LLC
110 Technology Parkway
Peachtree Corners, GA 30092
(770)734-4200

ANALYTICAL RESULTS - RADIOCHEMISTRY

Project: YATES POOLED UPGRADIENT RAD
Pace Project No.: 92587081

Sample: YGWA-1D **Lab ID: 92587081007** Collected: 02/09/22 14:45 Received: 02/10/22 17:00 Matrix: Water
PWS: Site ID: Sample Type:

Parameters	Method	Act ± Unc (MDC) Carr Trac	Units	Analyzed	CAS No.	Qual
	Pace Analytical Services - Greensburg					
Radium-226	EPA 9315	**0.294 ± 0.135 (0.159) C:93% T:NA**	pCi/L	03/14/22 08:22	13982-63-3	
	Pace Analytical Services - Greensburg					
Radium-228	EPA 9320	**0.893 ± 0.529 (0.973) C:78% T:89%**	pCi/L	03/04/22 12:09	15262-20-1	
	Pace Analytical Services - Greensburg					
Total Radium	Total Radium Calculation	**1.19 ± 0.664 (1.13)**	pCi/L	03/14/22 21:59	7440-14-4	

REPORT OF LABORATORY ANALYSIS

This report shall not be reproduced, except in full,
without the written consent of Pace Analytical Services, LLC.

Pace Analytical Services, LLC
110 Technology Parkway
Peachtree Corners, GA 30092
(770)734-4200

ANALYTICAL RESULTS - RADIOCHEMISTRY

Project: YATES POOLED UPGRADIENT RAD
Pace Project No.: 92587081

Sample: YGWA-2I **Lab ID: 92587081008** Collected: 02/09/22 17:35 Received: 02/10/22 17:00 Matrix: Water
PWS: Site ID: Sample Type:

Parameters	Method	Act ± Unc (MDC) Carr Trac	Units	Analyzed	CAS No.	Qual
	Pace Analytical Services - Greensburg					
Radium-226	EPA 9315	**0.205 ± 0.114 (0.150) C:91% T:NA**	pCi/L	03/14/22 08:22	13982-63-3	
	Pace Analytical Services - Greensburg					
Radium-228	EPA 9320	**0.689 ± 0.535 (1.05) C:77% T:90%**	pCi/L	03/04/22 12:09	15262-20-1	
	Pace Analytical Services - Greensburg					
Total Radium	Total Radium Calculation	**0.894 ± 0.649 (1.20)**	pCi/L	03/14/22 21:59	7440-14-4	

REPORT OF LABORATORY ANALYSIS

This report shall not be reproduced, except in full,
without the written consent of Pace Analytical Services, LLC.

Pace Analytical Services, LLC
110 Technology Parkway
Peachtree Corners, GA 30092
(770)734-4200

ANALYTICAL RESULTS - RADIOCHEMISTRY

Project: YATES POOLED UPGRADIENT RAD
Pace Project No.: 92587081

Sample: YGWA-3I **Lab ID: 92587081009** Collected: 02/09/22 11:35 Received: 02/10/22 17:00 Matrix: Water
PWS: Site ID: Sample Type:

Parameters	Method	Act ± Unc (MDC) Carr Trac	Units	Analyzed	CAS No.	Qual
	Pace Analytical Services - Greensburg					
Radium-226	EPA 9315	**0.817 ± 0.240 (0.170) C:83% T:NA**	pCi/L	03/14/22 08:22	13982-63-3	
	Pace Analytical Services - Greensburg					
Radium-228	EPA 9320	**1.09 ± 0.451 (0.731) C:81% T:89%**	pCi/L	03/04/22 12:09	15262-20-1	
	Pace Analytical Services - Greensburg					
Total Radium	Total Radium Calculation	**1.91 ± 0.691 (0.901)**	pCi/L	03/14/22 21:59	7440-14-4	

REPORT OF LABORATORY ANALYSIS

This report shall not be reproduced, except in full,
without the written consent of Pace Analytical Services, LLC.

Pace Analytical Services, LLC
110 Technology Parkway
Peachtree Corners, GA 30092
(770)734-4200

ANALYTICAL RESULTS - RADIOCHEMISTRY

Project: YATES POOLED UPGRADIENT RAD
Pace Project No.: 92587081

Sample: YGWA-3D **Lab ID: 92587081010** Collected: 02/09/22 10:20 Received: 02/10/22 17:00 Matrix: Water
PWS: Site ID: Sample Type:

Parameters	Method	Act ± Unc (MDC) Carr Trac	Units	Analyzed	CAS No.	Qual
	Pace Analytical Services - Greensburg					
Radium-226	EPA 9315	**1.41 ± 0.334 (0.200) C:96% T:NA**	pCi/L	03/14/22 08:18	13982-63-3	
	Pace Analytical Services - Greensburg					
Radium-228	EPA 9320	**1.87 ± 0.560 (0.704) C:82% T:90%**	pCi/L	03/04/22 12:09	15262-20-1	
	Pace Analytical Services - Greensburg					
Total Radium	Total Radium Calculation	**3.28 ± 0.894 (0.904)**	pCi/L	03/14/22 21:59	7440-14-4	

REPORT OF LABORATORY ANALYSIS

This report shall not be reproduced, except in full,
without the written consent of Pace Analytical Services, LLC.

Pace Analytical Services, LLC
110 Technology Parkway
Peachtree Corners, GA 30092
(770)734-4200

ANALYTICAL RESULTS - RADIOCHEMISTRY

Project: YATES POOLED UPGRADIENT RAD
Pace Project No.: 92587081

Sample: UP-EB-1 **Lab ID: 92587081011** Collected: 02/09/22 13:06 Received: 02/10/22 17:00 Matrix: Water
PWS: Site ID: Sample Type:

Parameters	Method	Act ± Unc (MDC) Carr Trac	Units	Analyzed	CAS No.	Qual
	Pace Analytical Services - Greensburg					
Radium-226	EPA 9315	**0.0487 ± 0.0838 (0.189) C:97% T:NA**	pCi/L	03/14/22 08:18	13982-63-3	
	Pace Analytical Services - Greensburg					
Radium-228	EPA 9320	**0.387 ± 0.291 (0.568) C:83% T:97%**	pCi/L	03/04/22 12:09	15262-20-1	
	Pace Analytical Services - Greensburg					
Total Radium	Total Radium Calculation	**0.436 ± 0.375 (0.757)**	pCi/L	03/14/22 21:59	7440-14-4	

REPORT OF LABORATORY ANALYSIS

This report shall not be reproduced, except in full,
without the written consent of Pace Analytical Services, LLC.

Pace Analytical Services, LLC
110 Technology Parkway
Peachtree Corners, GA 30092
(770)734-4200

ANALYTICAL RESULTS - RADIOCHEMISTRY

Project: YATES POOLED UPGRADIENT RAD
Pace Project No.: 92587081

Sample: UP-FB-1 **Lab ID: 92587081012** Collected: 02/09/22 10:47 Received: 02/10/22 17:00 Matrix: Water
PWS: Site ID: Sample Type:

Parameters	Method	Act ± Unc (MDC) Carr Trac	Units	Analyzed	CAS No.	Qual
	Pace Analytical Services - Greensburg					
Radium-226	EPA 9315	**0.0259 ± 0.0622 (0.149) C:95% T:NA**	pCi/L	03/14/22 08:18	13982-63-3	
	Pace Analytical Services - Greensburg					
Radium-228	EPA 9320	**0.546 ± 0.343 (0.645) C:81% T:93%**	pCi/L	03/04/22 12:10	15262-20-1	
	Pace Analytical Services - Greensburg					
Total Radium	Total Radium Calculation	**0.572 ± 0.405 (0.794)**	pCi/L	03/14/22 21:59	7440-14-4	

REPORT OF LABORATORY ANALYSIS

This report shall not be reproduced, except in full,
without the written consent of Pace Analytical Services, LLC.

Pace Analytical Services, LLC
110 Technology Parkway
Peachtree Corners, GA 30092
(770)734-4200

ANALYTICAL RESULTS - RADIOCHEMISTRY

Project: YATES POOLED UPGRADIENT RAD
Pace Project No.: 92587081

Sample: YGWA-17S **Lab ID: 92587081013** Collected: 02/09/22 10:20 Received: 02/10/22 17:00 Matrix: Water
PWS: Site ID: Sample Type:

Parameters	Method	Act ± Unc (MDC) Carr Trac	Units	Analyzed	CAS No.	Qual
	Pace Analytical Services - Greensburg					
Radium-226	EPA 9315	**0.131 ± 0.0871 (0.122) C:95% T:NA**	pCi/L	03/14/22 08:19	13982-63-3	
	Pace Analytical Services - Greensburg					
Radium-228	EPA 9320	**0.00169 ± 0.325 (0.756) C:78% T:89%**	pCi/L	03/04/22 12:10	15262-20-1	
	Pace Analytical Services - Greensburg					
Total Radium	Total Radium Calculation	**0.133 ± 0.412 (0.878)**	pCi/L	03/14/22 21:59	7440-14-4	

This report shall not be reproduced, except in full,
without the written consent of Pace Analytical Services, LLC.

Pace Analytical Services, LLC
110 Technology Parkway
Peachtree Corners, GA 30092
(770)734-4200

ANALYTICAL RESULTS - RADIOCHEMISTRY

Project: YATES POOLED UPGRADIENT RAD
Pace Project No.: 92587081

Sample: YGWA-18S **Lab ID: 92587081014** Collected: 02/09/22 12:24 Received: 02/10/22 17:00 Matrix: Water
PWS: Site ID: Sample Type:

Parameters	Method	Act ± Unc (MDC) Carr Trac	Units	Analyzed	CAS No.	Qual
	Pace Analytical Services - Greensburg					
Radium-226	EPA 9315	**0.0618 ± 0.0753 (0.152) C:93% T:NA**	pCi/L	03/14/22 08:19	13982-63-3	
	Pace Analytical Services - Greensburg					
Radium-228	EPA 9320	**-0.0652 ± 0.340 (0.796) C:81% T:91%**	pCi/L	03/04/22 12:10	15262-20-1	
	Pace Analytical Services - Greensburg					
Total Radium	Total Radium Calculation	**0.0618 ± 0.415 (0.948)**	pCi/L	03/14/22 21:59	7440-14-4	

REPORT OF LABORATORY ANALYSIS

This report shall not be reproduced, except in full,
without the written consent of Pace Analytical Services, LLC.

Pace Analytical Services, LLC
110 Technology Parkway
Peachtree Corners, GA 30092
(770)734-4200

ANALYTICAL RESULTS - RADIOCHEMISTRY

Project: YATES POOLED UPGRADIENT RAD
Pace Project No.: 92587081

Sample: YGWA-18I **Lab ID: 92587081015** Collected: 02/09/22 14:31 Received: 02/10/22 17:00 Matrix: Water
PWS: Site ID: Sample Type:

Parameters	Method	Act ± Unc (MDC) Carr Trac	Units	Analyzed	CAS No.	Qual
	Pace Analytical Services - Greensburg					
Radium-226	EPA 9315	**0.107 ± 0.0873 (0.149) C:94% T:NA**	pCi/L	03/14/22 08:19	13982-63-3	
	Pace Analytical Services - Greensburg					
Radium-228	EPA 9320	**0.464 ± 0.334 (0.645) C:76% T:92%**	pCi/L	03/04/22 12:10	15262-20-1	
	Pace Analytical Services - Greensburg					
Total Radium	Total Radium Calculation	**0.571 ± 0.421 (0.794)**	pCi/L	03/14/22 21:59	7440-14-4	

REPORT OF LABORATORY ANALYSIS

This report shall not be reproduced, except in full,
without the written consent of Pace Analytical Services, LLC.

Pace Analytical Services, LLC
110 Technology Parkway
Peachtree Corners, GA 30092
(770)734-4200

ANALYTICAL RESULTS - RADIOCHEMISTRY

Project: YATES POOLED UPGRADIENT RAD
Pace Project No.: 92587081

Sample: YGWA-20S **Lab ID: 92587081016** Collected: 02/09/22 16:19 Received: 02/10/22 17:00 Matrix: Water
PWS: Site ID: Sample Type:

Parameters	Method	Act ± Unc (MDC) Carr Trac	Units	Analyzed	CAS No.	Qual
	Pace Analytical Services - Greensburg					
Radium-226	EPA 9315	**0.0382 ± 0.0564 (0.120) C:92% T:NA**	pCi/L	03/14/22 08:19	13982-63-3	
	Pace Analytical Services - Greensburg					
Radium-228	EPA 9320	**0.466 ± 0.326 (0.625) C:78% T:93%**	pCi/L	03/04/22 12:10	15262-20-1	
	Pace Analytical Services - Greensburg					
Total Radium	Total Radium Calculation	**0.504 ± 0.382 (0.745)**	pCi/L	03/14/22 21:59	7440-14-4	

REPORT OF LABORATORY ANALYSIS

This report shall not be reproduced, except in full,
without the written consent of Pace Analytical Services, LLC.

Pace Analytical Services, LLC
110 Technology Parkway
Peachtree Corners, GA 30092
(770)734-4200

ANALYTICAL RESULTS - RADIOCHEMISTRY

Project: YATES POOLED UPGRADIENT RAD
Pace Project No.: 92587081

Sample: YGWA-21I **Lab ID: 92587081017** Collected: 02/09/22 17:40 Received: 02/10/22 17:00 Matrix: Water
PWS: Site ID: Sample Type:

Parameters	Method	Act ± Unc (MDC) Carr Trac	Units	Analyzed	CAS No.	Qual
	Pace Analytical Services - Greensburg					
Radium-226	EPA 9315	**0.790 ± 0.237 (0.195) C:86% T:NA**	pCi/L	03/14/22 08:19	13982-63-3	
	Pace Analytical Services - Greensburg					
Radium-228	EPA 9320	**1.15 ± 0.478 (0.782) C:81% T:88%**	pCi/L	03/04/22 12:10	15262-20-1	
	Pace Analytical Services - Greensburg					
Total Radium	Total Radium Calculation	**1.94 ± 0.715 (0.977)**	pCi/L	03/14/22 21:59	7440-14-4	

REPORT OF LABORATORY ANALYSIS

This report shall not be reproduced, except in full,
without the written consent of Pace Analytical Services, LLC.

Pace Analytical Services, LLC
110 Technology Parkway
Peachtree Corners, GA 30092
(770)734-4200

ANALYTICAL RESULTS - RADIOCHEMISTRY

Project: YATES POOLED UPGRADIENT RAD
Pace Project No.: 92587081

Sample: YGWA-5I **Lab ID: 92587081018** Collected: 02/10/22 17:27 Received: 02/11/22 16:45 Matrix: Water
PWS: Site ID: Sample Type:

Parameters	Method	Act ± Unc (MDC) Carr Trac	Units	Analyzed	CAS No.	Qual
	Pace Analytical Services - Greensburg					
Radium-226	EPA 9315	**0.0387 ± 0.0686 (0.155) C:92% T:NA**	pCi/L	03/18/22 09:27	13982-63-3	
	Pace Analytical Services - Greensburg					
Radium-228	EPA 9320	**0.336 ± 0.397 (0.841) C:85% T:89%**	pCi/L	03/04/22 12:18	15262-20-1	
	Pace Analytical Services - Greensburg					
Total Radium	Total Radium Calculation	**0.375 ± 0.466 (0.996)**	pCi/L	03/21/22 15:36	7440-14-4	

REPORT OF LABORATORY ANALYSIS

This report shall not be reproduced, except in full,
without the written consent of Pace Analytical Services, LLC.

Pace Analytical Services, LLC
110 Technology Parkway
Peachtree Corners, GA 30092
(770)734-4200

ANALYTICAL RESULTS - RADIOCHEMISTRY

Project: YATES POOLED UPGRADIENT RAD
Pace Project No.: 92587081

Sample: UP-DUP-3 **Lab ID: 92587081019** Collected: 02/10/22 00:00 Received: 02/11/22 16:45 Matrix: Water
PWS: Site ID: Sample Type:

Parameters	Method	Act ± Unc (MDC) Carr Trac	Units	Analyzed	CAS No.	Qual
	Pace Analytical Services - Greensburg					
Radium-226	EPA 9315	**0.183 ± 0.111 (0.169) C:95% T:NA**	pCi/L	03/18/22 09:27	13982-63-3	
	Pace Analytical Services - Greensburg					
Radium-228	EPA 9320	**-0.150 ± 0.507 (1.19) C:69% T:82%**	pCi/L	03/04/22 12:18	15262-20-1	
	Pace Analytical Services - Greensburg					
Total Radium	Total Radium Calculation	**0.183 ± 0.618 (1.36)**	pCi/L	03/21/22 15:36	7440-14-4	

REPORT OF LABORATORY ANALYSIS

This report shall not be reproduced, except in full,
without the written consent of Pace Analytical Services, LLC.

Pace Analytical Services, LLC
110 Technology Parkway
Peachtree Corners, GA 30092
(770)734-4200

ANALYTICAL RESULTS - RADIOCHEMISTRY

Project: YATES POOLED UPGRADIENT RAD
Pace Project No.: 92587081

Sample: YGWA-14S **Lab ID: 92587081020** Collected: 02/10/22 16:20 Received: 02/11/22 16:45 Matrix: Water
PWS: Site ID: Sample Type:

Parameters	Method	Act ± Unc (MDC) Carr Trac	Units	Analyzed	CAS No.	Qual
	Pace Analytical Services - Greensburg					
Radium-226	EPA 9315	**-0.0197 ± 0.0632 (0.190) C:92% T:NA**	pCi/L	03/18/22 09:27	13982-63-3	
	Pace Analytical Services - Greensburg					
Radium-228	EPA 9320	**-0.199 ± 0.449 (1.06) C:75% T:89%**	pCi/L	03/04/22 12:18	15262-20-1	
	Pace Analytical Services - Greensburg					
Total Radium	Total Radium Calculation	**0.000 ± 0.512 (1.25)**	pCi/L	03/21/22 15:36	7440-14-4	

REPORT OF LABORATORY ANALYSIS

This report shall not be reproduced, except in full,
without the written consent of Pace Analytical Services, LLC.

Pace Analytical Services, LLC
110 Technology Parkway
Peachtree Corners, GA 30092
(770)734-4200

ANALYTICAL RESULTS - RADIOCHEMISTRY

Project: YATES POOLED UPGRADIENT RAD
Pace Project No.: 92587081

Sample: UP-DUP-2 **Lab ID: 92587081021** Collected: 02/10/22 00:00 Received: 02/11/22 16:45 Matrix: Water
PWS: Site ID: Sample Type:

Parameters	Method	Act ± Unc (MDC) Carr Trac	Units	Analyzed	CAS No.	Qual
	Pace Analytical Services - Greensburg					
Radium-226	EPA 9315	**0.0406 ± 0.0923 (0.219) C:63% T:NA**	pCi/L	03/18/22 09:27	13982-63-3	
	Pace Analytical Services - Greensburg					
Radium-228	EPA 9320	**-0.195 ± 0.313 (0.784) C:91% T:90%**	pCi/L	03/04/22 18:26	15262-20-1	
	Pace Analytical Services - Greensburg					
Total Radium	Total Radium Calculation	**0.0406 ± 0.405 (1.00)**	pCi/L	03/21/22 15:36	7440-14-4	

This report shall not be reproduced, except in full,
without the written consent of Pace Analytical Services, LLC.

Pace Analytical Services, LLC
110 Technology Parkway
Peachtree Corners, GA 30092
(770)734-4200

ANALYTICAL RESULTS - RADIOCHEMISTRY

Project: YATES POOLED UPGRADIENT RAD
Pace Project No.: 92587081

Sample: YGWA-30I **Lab ID: 92587081022** Collected: 02/10/22 09:20 Received: 02/11/22 16:45 Matrix: Water
PWS: Site ID: Sample Type:

Parameters	Method	Act ± Unc (MDC) Carr Trac	Units	Analyzed	CAS No.	Qual
	Pace Analytical Services - Greensburg					
Radium-226	EPA 9315	**0.0634 ± 0.0744 (0.148) C:89% T:NA**	pCi/L	03/18/22 09:27	13982-63-3	
	Pace Analytical Services - Greensburg					
Radium-228	EPA 9320	**0.205 ± 0.331 (0.718) C:68% T:87%**	pCi/L	03/08/22 15:20	15262-20-1	
	Pace Analytical Services - Greensburg					
Total Radium	Total Radium Calculation	**0.268 ± 0.405 (0.866)**	pCi/L	03/21/22 15:36	7440-14-4	

REPORT OF LABORATORY ANALYSIS

This report shall not be reproduced, except in full,
without the written consent of Pace Analytical Services, LLC.

Pace Analytical Services, LLC
110 Technology Parkway
Peachtree Corners, GA 30092
(770)734-4200

ANALYTICAL RESULTS - RADIOCHEMISTRY

Project: YATES POOLED UPGRADIENT RAD
Pace Project No.: 92587081

Sample: YGWA-4I **Lab ID: 92587081023** Collected: 02/11/22 10:40 Received: 02/11/22 16:45 Matrix: Water
PWS: Site ID: Sample Type:

Parameters	Method	Act ± Unc (MDC) Carr Trac	Units	Analyzed	CAS No.	Qual
	Pace Analytical Services - Greensburg					
Radium-226	EPA 9315	**0.501 ± 0.174 (0.154) C:90% T:NA**	pCi/L	03/18/22 09:27	13982-63-3	
	Pace Analytical Services - Greensburg					
Radium-228	EPA 9320	**0.495 ± 0.381 (0.744) C:69% T:88%**	pCi/L	03/08/22 15:20	15262-20-1	
	Pace Analytical Services - Greensburg					
Total Radium	Total Radium Calculation	**0.996 ± 0.555 (0.898)**	pCi/L	03/21/22 15:36	7440-14-4	

REPORT OF LABORATORY ANALYSIS

This report shall not be reproduced, except in full,
without the written consent of Pace Analytical Services, LLC.

Pace Analytical Services, LLC
110 Technology Parkway
Peachtree Corners, GA 30092
(770)734-4200

ANALYTICAL RESULTS - RADIOCHEMISTRY

Project: YATES POOLED UPGRADIENT RAD
Pace Project No.: 92587081

Sample: YGWA-5D **Lab ID: 92587081024** Collected: 02/10/22 17:46 Received: 02/11/22 16:45 Matrix: Water
PWS: Site ID: Sample Type:

Parameters	Method	Act ± Unc (MDC) Carr Trac	Units	Analyzed	CAS No.	Qual
	Pace Analytical Services - Greensburg					
Radium-226	EPA 9315	**2.47 ± 0.487 (0.124) C:87% T:NA**	pCi/L	03/18/22 10:23	13982-63-3	
	Pace Analytical Services - Greensburg					
Radium-228	EPA 9320	**0.856 ± 0.428 (0.737) C:69% T:93%**	pCi/L	03/08/22 15:20	15262-20-1	
	Pace Analytical Services - Greensburg					
Total Radium	Total Radium Calculation	**3.33 ± 0.915 (0.861)**	pCi/L	03/21/22 15:36	7440-14-4	

REPORT OF LABORATORY ANALYSIS

This report shall not be reproduced, except in full,
without the written consent of Pace Analytical Services, LLC.

Pace Analytical Services, LLC
110 Technology Parkway
Peachtree Corners, GA 30092
(770)734-4200

ANALYTICAL RESULTS - RADIOCHEMISTRY

Project: YATES POOLED UPGRADIENT RAD
Pace Project No.: 92587081

Sample: UP-EB-2 **Lab ID: 92587081025** Collected: 02/10/22 11:40 Received: 02/11/22 16:45 Matrix: Water
PWS: Site ID: Sample Type:

Parameters	Method	Act ± Unc (MDC) Carr Trac	Units	Analyzed	CAS No.	Qual
	Pace Analytical Services - Greensburg					
Radium-226	EPA 9315	**0.0353 ± 0.0661 (0.151) C:97% T:NA**	pCi/L	03/22/22 09:52	13982-63-3	
	Pace Analytical Services - Greensburg					
Radium-228	EPA 9320	**0.133 ± 0.314 (0.699) C:75% T:90%**	pCi/L	03/08/22 15:20	15262-20-1	
	Pace Analytical Services - Greensburg					
Total Radium	Total Radium Calculation	**0.168 ± 0.380 (0.850)**	pCi/L	03/22/22 15:27	7440-14-4	

REPORT OF LABORATORY ANALYSIS

This report shall not be reproduced, except in full,
without the written consent of Pace Analytical Services, LLC.

Pace Analytical Services, LLC
110 Technology Parkway
Peachtree Corners, GA 30092
(770)734-4200

ANALYTICAL RESULTS - RADIOCHEMISTRY

Project: YATES POOLED UPGRADIENT RAD
Pace Project No.: 92587081

Sample: UP-FB-2 **Lab ID: 92587081026** Collected: 02/10/22 17:13 Received: 02/11/22 16:45 Matrix: Water
PWS: Site ID: Sample Type:

Parameters	Method	Act ± Unc (MDC) Carr Trac	Units	Analyzed	CAS No.	Qual
	Pace Analytical Services - Greensburg					
Radium-226	EPA 9315	**0.0543 ± 0.0745 (0.158) C:98% T:NA**	pCi/L	03/22/22 09:52	13982-63-3	
	Pace Analytical Services - Greensburg					
Radium-228	EPA 9320	**0.148 ± 0.542 (1.23) C:72% T:89%**	pCi/L	03/08/22 18:43	15262-20-1	
	Pace Analytical Services - Greensburg					
Total Radium	Total Radium Calculation	**0.202 ± 0.617 (1.39)**	pCi/L	03/22/22 15:27	7440-14-4	

REPORT OF LABORATORY ANALYSIS

This report shall not be reproduced, except in full,
without the written consent of Pace Analytical Services, LLC.

Pace Analytical Services, LLC
110 Technology Parkway
Peachtree Corners, GA 30092
(770)734-4200

QUALITY CONTROL - RADIOCHEMISTRY

Project: YATES POOLED UPGRADIENT RAD
Pace Project No.: 92587081

QC Batch: 486614
QC Batch Method: EPA 9315
Analysis Method: EPA 9315
Analysis Description: 9315 Total Radium
Laboratory: Pace Analytical Services - Greensburg
Associated Lab Samples: 92587081018, 92587081019, 92587081020, 92587081021, 92587081022, 92587081023, 92587081024

METHOD BLANK: 2353261
Matrix: Water
Associated Lab Samples: 92587081018, 92587081019, 92587081020, 92587081021, 92587081022, 92587081023, 92587081024

Parameter	Act ± Unc (MDC) Carr Trac	Units	Analyzed	Qualifiers
Radium-226	0.0547 ± 0.0680 (0.137) C:95% T:NA	pCi/L	03/18/22 09:04	

Results presented on this page are in the units indicated by the "Units" column except where an alternate unit is presented to the right of the result.

REPORT OF LABORATORY ANALYSIS

This report shall not be reproduced, except in full,
without the written consent of Pace Analytical Services, LLC.

Pace Analytical Services, LLC
110 Technology Parkway
Peachtree Corners, GA 30092
(770)734-4200

QUALITY CONTROL - RADIOCHEMISTRY

Project: YATES POOLED UPGRADIENT RAD
Pace Project No.: 92587081

QC Batch: 486659
QC Batch Method: EPA 9320
Analysis Method: EPA 9320
Analysis Description: 9320 Radium 228
Laboratory: Pace Analytical Services - Greensburg
Associated Lab Samples: 92587081021

METHOD BLANK: 2353495 Matrix: Water
Associated Lab Samples: 92587081021

Parameter	Act ± Unc (MDC) Carr Trac	Units	Analyzed	Qualifiers
Radium-228	0.115 ± 0.191 (0.414) C:101% T:93%	pCi/L	03/04/22 12:08	

Results presented on this page are in the units indicated by the "Units" column except where an alternate unit is presented to the right of the result.

REPORT OF LABORATORY ANALYSIS

This report shall not be reproduced, except in full,
without the written consent of Pace Analytical Services, LLC.

Pace Analytical Services, LLC
110 Technology Parkway
Peachtree Corners, GA 30092
(770)734-4200

QUALITY CONTROL - RADIOCHEMISTRY

Project: YATES POOLED UPGRADIENT RAD
Pace Project No.: 92587081

QC Batch: 486616
QC Batch Method: EPA 9315
Analysis Method: EPA 9315
Analysis Description: 9315 Total Radium
Laboratory: Pace Analytical Services - Greensburg
Associated Lab Samples: 92587081025, 92587081026

METHOD BLANK: 2353263 Matrix: Water
Associated Lab Samples: 92587081025, 92587081026

Parameter	Act ± Unc (MDC) Carr Trac	Units	Analyzed	Qualifiers
Radium-226	0.00708 ± 0.0659 (0.175) C:97% T:NA	pCi/L	03/22/22 09:52	

Results presented on this page are in the units indicated by the "Units" column except where an alternate unit is presented to the right of the result.

REPORT OF LABORATORY ANALYSIS

This report shall not be reproduced, except in full,
without the written consent of Pace Analytical Services, LLC.

Pace Analytical Services, LLC
110 Technology Parkway
Peachtree Corners, GA 30092
(770)734-4200

QUALITY CONTROL - RADIOCHEMISTRY

Project: YATES POOLED UPGRADIENT RAD
Pace Project No.: 92587081

QC Batch: 485944
QC Batch Method: EPA 9315
Analysis Method: EPA 9315
Analysis Description: 9315 Total Radium
Laboratory: Pace Analytical Services - Greensburg
Associated Lab Samples: 92587081001, 92587081002, 92587081003, 92587081004, 92587081005, 92587081006, 92587081007, 92587081008, 92587081009, 92587081010, 92587081011, 92587081012, 92587081013, 92587081014, 92587081015, 92587081016, 92587081017

METHOD BLANK: 2349863
Matrix: Water
Associated Lab Samples: 92587081001, 92587081002, 92587081003, 92587081004, 92587081005, 92587081006, 92587081007, 92587081008, 92587081009, 92587081010, 92587081011, 92587081012, 92587081013, 92587081014, 92587081015, 92587081016, 92587081017

Parameter	Act ± Unc (MDC) Carr Trac	Units	Analyzed	Qualifiers
Radium-226	0.0634 ± 0.0745 (0.148) C:93% T:NA	pCi/L	03/14/22 08:22	

Results presented on this page are in the units indicated by the "Units" column except where an alternate unit is presented to the right of the result.

REPORT OF LABORATORY ANALYSIS

This report shall not be reproduced, except in full,
without the written consent of Pace Analytical Services, LLC.

Pace Analytical Services, LLC
110 Technology Parkway
Peachtree Corners, GA 30092
(770)734-4200

QUALITY CONTROL - RADIOCHEMISTRY

Project: YATES POOLED UPGRADIENT RAD
Pace Project No.: 92587081

QC Batch: 486657
QC Batch Method: EPA 9320
Analysis Method: EPA 9320
Analysis Description: 9320 Radium 228
Laboratory: Pace Analytical Services - Greensburg
Associated Lab Samples: 92587081001, 92587081002, 92587081003, 92587081004, 92587081005, 92587081006, 92587081007, 92587081008, 92587081009, 92587081010, 92587081011, 92587081012, 92587081013, 92587081014, 92587081015, 92587081016, 92587081017, 92587081018, 92587081019, 92587081020

METHOD BLANK: 2353492
Matrix: Water
Associated Lab Samples: 92587081001, 92587081002, 92587081003, 92587081004, 92587081005, 92587081006, 92587081007, 92587081008, 92587081009, 92587081010, 92587081011, 92587081012, 92587081013, 92587081014, 92587081015, 92587081016, 92587081017, 92587081018, 92587081019, 92587081020

Parameter	Act ± Unc (MDC) Carr Trac	Units	Analyzed	Qualifiers
Radium-228	0.110 ± 0.223 (0.492) C:84% T:94%	pCi/L	03/04/22 12:08	

Results presented on this page are in the units indicated by the "Units" column except where an alternate unit is presented to the right of the result.

REPORT OF LABORATORY ANALYSIS

This report shall not be reproduced, except in full,
without the written consent of Pace Analytical Services, LLC.

Pace Analytical Services, LLC
110 Technology Parkway
Peachtree Corners, GA 30092
(770)734-4200

QUALITY CONTROL - RADIOCHEMISTRY

Project: YATES POOLED UPGRADIENT RAD
Pace Project No.: 92587081

QC Batch: 486660
QC Batch Method: EPA 9320
Analysis Method: EPA 9320
Analysis Description: 9320 Radium 228
Laboratory: Pace Analytical Services - Greensburg
Associated Lab Samples: 92587081022, 92587081023, 92587081024, 92587081025, 92587081026

METHOD BLANK: 2353496 Matrix: Water
Associated Lab Samples: 92587081022, 92587081023, 92587081024, 92587081025, 92587081026

Parameter	Act ± Unc (MDC) Carr Trac	Units	Analyzed	Qualifiers
Radium-228	0.0198 ± 0.286 (0.668) C:70% T:93%	pCi/L	03/08/22 15:19	

Results presented on this page are in the units indicated by the "Units" column except where an alternate unit is presented to the right of the result.

REPORT OF LABORATORY ANALYSIS

This report shall not be reproduced, except in full,
without the written consent of Pace Analytical Services, LLC.

Pace Analytical Services, LLC
110 Technology Parkway
Peachtree Corners, GA 30092
(770)734-4200

QUALIFIERS

Project: YATES POOLED UPGRADIENT RAD
Pace Project No.: 92587081

DEFINITIONS

DF - Dilution Factor, if reported, represents the factor applied to the reported data due to dilution of the sample aliquot.

ND - Not Detected at or above adjusted reporting limit.

TNTC - Too Numerous To Count

J - Estimated concentration above the adjusted method detection limit and below the adjusted reporting limit.

MDL - Adjusted Method Detection Limit.

PQL - Practical Quantitation Limit.

RL - Reporting Limit - The lowest concentration value that meets project requirements for quantitative data with known precision and bias for a specific analyte in a specific matrix.

S - Surrogate

1,2-Diphenylhydrazine decomposes to and cannot be separated from Azobenzene using Method 8270. The result for each analyte is a combined concentration.

Consistent with EPA guidelines, unrounded data are displayed and have been used to calculate % recovery and RPD values.

LCS(D) - Laboratory Control Sample (Duplicate)

MS(D) - Matrix Spike (Duplicate)

DUP - Sample Duplicate

RPD - Relative Percent Difference

NC - Not Calculable.

SG - Silica Gel - Clean-Up

U - Indicates the compound was analyzed for, but not detected.

Acid preservation may not be appropriate for 2 Chloroethylvinyl ether.

A separate vial preserved to a pH of 4-5 is recommended in SW846 Chapter 4 for the analysis of Acrolein and Acrylonitrile by EPA Method 8260.

N-Nitrosodiphenylamine decomposes and cannot be separated from Diphenylamine using Method 8270. The result reported for each analyte is a combined concentration.

Reported results are not rounded until the final step prior to reporting. Therefore, calculated parameters that are typically reported as "Total" may vary slightly from the sum of the reported component parameters.

Act - Activity

Unc - Uncertainty: SDWA = 1.96 sigma count uncertainty, all other matrices = Expanded Uncertainty (95% confidence interval). Gamma Spec = Expanded Uncertainty (95.4% Confidence Interval)

(MDC) - Minimum Detectable Concentration

Trac - Tracer Recovery (%)

Carr - Carrier Recovery (%)

Pace Analytical is TNI accredited. Contact your Pace PM for the current list of accredited analytes.

TNI - The NELAC Institute.

This report shall not be reproduced, except in full,
without the written consent of Pace Analytical Services, LLC.

Pace Analytical Services, LLC
110 Technology Parkway
Peachtree Corners, GA 30092
(770)734-4200

QUALITY CONTROL DATA CROSS REFERENCE TABLE

Project: YATES POOLED UPGRADIENT RAD
Pace Project No.: 92587081

Lab ID	Sample ID	QC Batch Method	QC Batch	Analytical Method	Analytical Batch
92587081001	YGWA-39	EPA 9315	485944		
92587081002	YGWA-40	EPA 9315	485944		
92587081003	YGWA-47	EPA 9315	485944		
92587081004	GWA-2	EPA 9315	485944		
92587081005	UP-DUP-1	EPA 9315	485944		
92587081006	YGWA-1I	EPA 9315	485944		
92587081007	YGWA-1D	EPA 9315	485944		
92587081008	YGWA-2I	EPA 9315	485944		
92587081009	YGWA-3I	EPA 9315	485944		
92587081010	YGWA-3D	EPA 9315	485944		
92587081011	UP-EB-1	EPA 9315	485944		
92587081012	UP-FB-1	EPA 9315	485944		
92587081013	YGWA-17S	EPA 9315	485944		
92587081014	YGWA-18S	EPA 9315	485944		
92587081015	YGWA-18I	EPA 9315	485944		
92587081016	YGWA-20S	EPA 9315	485944		
92587081017	YGWA-21I	EPA 9315	485944		
92587081018	YGWA-5I	EPA 9315	486614		
92587081019	UP-DUP-3	EPA 9315	486614		
92587081020	YGWA-14S	EPA 9315	486614		
92587081021	UP-DUP-2	EPA 9315	486614		
92587081022	YGWA-30I	EPA 9315	486614		
92587081023	YGWA-4I	EPA 9315	486614		
92587081024	YGWA-5D	EPA 9315	486614		
92587081025	UP-EB-2	EPA 9315	486616		
92587081026	UP-FB-2	EPA 9315	486616		
92587081001	YGWA-39	EPA 9320	486657		
92587081002	YGWA-40	EPA 9320	486657		
92587081003	YGWA-47	EPA 9320	486657		
92587081004	GWA-2	EPA 9320	486657		
92587081005	UP-DUP-1	EPA 9320	486657		
92587081006	YGWA-1I	EPA 9320	486657		
92587081007	YGWA-1D	EPA 9320	486657		
92587081008	YGWA-2I	EPA 9320	486657		
92587081009	YGWA-3I	EPA 9320	486657		
92587081010	YGWA-3D	EPA 9320	486657		
92587081011	UP-EB-1	EPA 9320	486657		
92587081012	UP-FB-1	EPA 9320	486657		
92587081013	YGWA-17S	EPA 9320	486657		
92587081014	YGWA-18S	EPA 9320	486657		
92587081015	YGWA-18I	EPA 9320	486657		
92587081016	YGWA-20S	EPA 9320	486657		
92587081017	YGWA-21I	EPA 9320	486657		
92587081018	YGWA-5I	EPA 9320	486657		
92587081019	UP-DUP-3	EPA 9320	486657		
92587081020	YGWA-14S	EPA 9320	486657		
92587081021	UP-DUP-2	EPA 9320	486659		

This report shall not be reproduced, except in full,
without the written consent of Pace Analytical Services, LLC.

Pace Analytical Services, LLC
110 Technology Parkway
Peachtree Corners, GA 30092
(770)734-4200

QUALITY CONTROL DATA CROSS REFERENCE TABLE

Project: YATES POOLED UPGRADIENT RAD
Pace Project No.: 92587081

Lab ID	Sample ID	QC Batch Method	QC Batch	Analytical Method	Analytical Batch
92587081022	**YGWA-30I**	EPA 9320	486660		
92587081023	**YGWA-4I**	EPA 9320	486660		
92587081024	**YGWA-5D**	EPA 9320	486660		
92587081025	**UP-EB-2**	EPA 9320	486660		
92587081026	**UP-FB-2**	EPA 9320	486660		
92587081001	**YGWA-39**	Total Radium Calculation	490241		
92587081002	**YGWA-40**	Total Radium Calculation	490241		
92587081003	**YGWA-47**	Total Radium Calculation	490241		
92587081004	**GWA-2**	Total Radium Calculation	490241		
92587081005	**UP-DUP-1**	Total Radium Calculation	490241		
92587081006	**YGWA-1I**	Total Radium Calculation	490241		
92587081007	**YGWA-1D**	Total Radium Calculation	490241		
92587081008	**YGWA-2I**	Total Radium Calculation	490241		
92587081009	**YGWA-3I**	Total Radium Calculation	490241		
92587081010	**YGWA-3D**	Total Radium Calculation	490241		
92587081011	**UP-EB-1**	Total Radium Calculation	490241		
92587081012	**UP-FB-1**	Total Radium Calculation	490241		
92587081013	**YGWA-17S**	Total Radium Calculation	490241		
92587081014	**YGWA-18S**	Total Radium Calculation	490241		
92587081015	**YGWA-18I**	Total Radium Calculation	490241		
92587081016	**YGWA-20S**	Total Radium Calculation	490241		
92587081017	**YGWA-21I**	Total Radium Calculation	490241		
92587081018	**YGWA-5I**	Total Radium Calculation	491834		
92587081019	**UP-DUP-3**	Total Radium Calculation	491834		
92587081020	**YGWA-14S**	Total Radium Calculation	491834		
92587081021	**UP-DUP-2**	Total Radium Calculation	491834		
92587081022	**YGWA-30I**	Total Radium Calculation	491834		
92587081023	**YGWA-4I**	Total Radium Calculation	491834		
92587081024	**YGWA-5D**	Total Radium Calculation	491834		
92587081025	**UP-EB-2**	Total Radium Calculation	492151		
92587081026	**UP-FB-2**	Total Radium Calculation	492151		

This report shall not be reproduced, except in full,
without the written consent of Pace Analytical Services, LLC.

Pace Analytical	Document Name: Sample Condition Upon Receipt (SCUR)	Document Revised: November 15, 2021 Page 1 of 2
	Document No.: F-CAR-CS-033-Rev.08	Issuing Authority: Pace Carolinas Quality Office

Laboratory receiving samples:
Asheville ☐ Eden ☐ Greenwood ☐ Huntersville ☐ Raleigh ☐ Mechanicsville ☐ Atlanta ☑ Kernersville ☐

Sample Condition Upon Receipt

Client Name: GA Power

Project #: WO# : 92587091

92587091

Courier: ☐ Commercial ☐ Fed Ex ☐ UPS ☐ USPS ☐ Client ☐ Pace ☐ Other:____

Custody Seal Present? ☐ Yes ☑ No **Seals Intact?** ☐ Yes ☐ No

Date/Initials Person Examining Contents: 2/9/22

Packing Material: ☐ Bubble Wrap ☐ Bubble Bags ☑ None ☐ Other

Biological Tissue Frozen? ☐ Yes ☐ No ☑ N/A

Thermometer: ☑ IR Gun ID: 083 ☑ Wet ☐ Blue ☐ None

Type of Ice:

Cooler Temp: 2.3 **Correction Factor:** Add/Subtract (°C) +0.2

Cooler Temp Corrected (°C): 2.5

Temp should be above freezing to 6°C
☐ Samples out of temp criteria. Samples on ice, cooling process has begun

USDA Regulated Soil (☐ N/A, water sample)
Did samples originate in a quarantine zone within the United States: CA, NY, or SC (check maps)? ☐ Yes ☐ No

Did samples originate from a foreign source (internationally, including Hawaii and Puerto Rico)? ☐ Yes ☐ No

				Comments/Discrepancy:
Chain of Custody Present?	☑ Yes	☐ No	☐ N/A	1.
Samples Arrived within Hold Time?	☑ Yes	☐ No	☐ N/A	2.
Short Hold Time Analysis (<72 hr.)?	☐ Yes	☑ No	☐ N/A	3.
Rush Turn Around Time Requested?	☐ Yes	☑ No	☐ N/A	4.
Sufficient Volume?	☑ Yes	☐ No	☐ N/A	5.
Correct Containers Used?	☑ Yes	☐ No	☐ N/A	6.
-Pace Containers Used?	☑ Yes	☐ No	☐ N/A	
Containers Intact?	☑ Yes	☐ No	☐ N/A	7.
Dissolved analysis: Samples Field Filtered?	☐ Yes	☐ No	☑ N/A	8.
Sample Labels Match COC?	☑ Yes	☐ No	☐ N/A	9.
-Includes Date/Time/ID/Analysis Matrix: W				
Headspace in VOA Vials (>5-6mm)?	☐ Yes	☐ No	☑ N/A	10.
Trip Blank Present?	☐ Yes	☐ No	☑ N/A	11.
Trip Blank Custody Seals Present?	☐ Yes	☐ No	☑ N/A	

COMMENTS/SAMPLE DISCREPANCY

Field Data Required? ☐ Yes ☐ No

Lot ID of split containers:

CLIENT NOTIFICATION/RESOLUTION

Person contacted: _____ Date/Time: _____

Project Manager SCURF Review: _____ **Date:** _____

Project Manager SRF Review: _____ **Date:** _____

CHAIN-OF-CUSTODY / Analytical Request Document

The Chain-of-Custody is a LEGAL DOCUMENT. All relevant fields must be completed accurately.

Page : 1 Of 1

Section A — Required Client Information:

Company: GA Power
Address: Atlanta, GA
Email To:
Phone: Fax
Requested Due Date:

Section B — Required Project Information:

Report To: SCS Contacts
Copy To: Arcadis Contacts
Purchase Order #:
Project Name: Plant Yates Pooled Upgradient
Project Number:

Section C — Invoice Information:

Attention: Southern Co.
Company Name:
Address:
Pace Quote:
Pace Project Manager: Nicole D'Oleo
Pace Profile #: 10840

Regulatory Agency:
State / Location: Georgia

SAMPLE ID
One Character per box.
(A-Z, 0-9 / , -)
Sample Ids must be unique

MATRIX CODE: Drinking Water DW; Water WT; Waste Water WW; Product P; Soil/Solid SL; Oil OL; Wipe WP; Air AR; Other OT; Tissue TS

ITEM #	SAMPLE ID	MATRIX CODE (see valid codes to left)	SAMPLE TYPE (G=GRAB C=COMP)	COLLECTED START DATE	COLLECTED START TIME	COLLECTED END DATE	COLLECTED END TIME	SAMPLE TEMP AT COLLECTION	# OF CONTAINERS	Preservatives: Unpreserved	H2SO4	HNO3	HCl	NaOH	Na2S2O3	Methanol	Other	Y/N	Analyses Test: App III/IV Metals	Cl, F, SO4	TDS (2540C)	RAD 9315/9320	App I / II (gypsum only)	Residual Chlorine (Y/N)
1	YGWA-39	WT	G	2/8/22	1455	-	-		5	2		3							X	X	X	X			pH: 5.78
2	YGWA-40	WT	G	2/8/22	1522	-	-		5	2		3							X	X	X	X			pH: 5.26
3	~~YGWA-11~~	~~WT~~	~~G~~			-	-		5	2		3							X	X	X	X			pH:
4	~~YGWA-1D~~	WT	G			-	-		5	2		3							X	X	X	X			pH:
5	~~YGWA-2I~~	WT	G			-	-		5	2		3							X	X	X	X			pH:
6	~~YGWA-3I~~	WT	G			-	-		5	2		3							X	X	X	X			pH:
7	~~YGWA-3D~~	~~WT~~	~~G~~			-	-		5	2		3							X	X	X	X			pH:
8	~~YGWA-14S~~	~~WT~~	~~G~~			-	-		5	2		3							X	X	X	X			pH:
9	UP-DUP-2	WT	G			-	-		5	2		3							X	X	X	X			pH:
10	YGWA-30I	WT	G			-	-		5	2		3							X	X	X	X			pH:
11	UP-EB-1	WT	G			-	-		5	2		3							X	X	X	X			
12	UP-FB-1	WT	G			-	-		5	2		3							X	X	X	X			

ADDITIONAL COMMENTS	RELINQUISHED BY / AFFILIATION	DATE	TIME	ACCEPTED BY / AFFILIATION	DATE	TIME
Anions Suite 300.0 (Cl, F, Sulfate)	/Arcadis	2/9/22	0825	/Arcadis	2/9/22	0825
App III Metals: Boron 6020B, Ca 6010D; App I/II 6020B: Zn, Ag, Ni, V	/Arcadis	2/9/22	1018	/Arcadis	2/9	1018
App IV: Metals 6020B: Antimony (Sb), Arsenic (As), Barium (Ba), Beryllium (Be), Cadmium (Cd), Chromium (Cr), Cobalt (Co), Lead (Pb), Lithium (Li), Molybdenum (Mo), Selenium (Se) 7040A: Mercury (Hg)						

SAMPLE CONDITIONS: TEMP in C; Received on Ice (Y/N); Custody Sealed Cooler (Y/N); Samples Intact (Y/N)

SAMPLER NAME AND SIGNATURE

PRINT Name of SAMPLER: Kim Lipszynski
SIGNATURE of SAMPLER:
DATE Signed: 2/9/22

CHAIN-OF-CUSTODY / Analytical Request Document

The Chain-of-Custody is a LEGAL DOCUMENT. All relevant fields must be completed accurately.

Page : 1 Of 1

Section A — Required Client Information:
Company: GA Power
Address: Atlanta, GA
Email To:
Phone: Fax
Requested Due Date:

Section B — Required Project Information:
Report To: SCS Contacts
Copy To: Arcadis Contacts
Purchase Order #:
Project Name: Plant Yates Pooled Upgradient
Project Number:

Section C — Invoice Information:
Attention: Southern Co.
Company Name:
Address:
Pace Quote:
Pace Project Manager: Nicole D'Oleo
Pace Profile #: 10840

Regulatory Agency:
State / Location: Georgia

ITEM #	SAMPLE ID (One Character per box. (A-Z, 0-9 / , -) Sample Ids must be unique)	MATRIX CODE (see valid codes to left)	SAMPLE TYPE (G=GRAB C=COMP)	COLLECTED START DATE	COLLECTED START TIME	COLLECTED END DATE	COLLECTED END TIME	SAMPLE TEMP AT COLLECTION	# OF CONTAINERS	Preservatives: Unpreserved	H2SO4	HNO3	HCl	NaOH	Na2S2O3	Methanol	Other	Analyses Test Y/N	Requested Analysis Filtered (Y/N): App III/IV Metals	Cl, F, SO4	TDS (2540C)	RAD 9315/9320	App I / II (gypsum only)	Residual Chlorine (Y/N)	
1	YGWA-47	WT	G	2/8/22	1140	–	–		5	2		3						Y	Y	Y	Y	Y			pH: 5.to
2	~~GWA-2~~	WT	G			–	–		~~5~~	~~2~~		~~3~~						Y	Y	Y	Y	Y			pH:
3	~~UP-DUP-1~~	WT	G			–	–		~~5~~	~~2~~		~~3~~						Y	Y	Y	Y	Y			pH:
4	~~YGWA-41~~	WT	G			–	–		~~5~~	~~2~~		~~3~~						Y	Y	Y	Y	Y			pH:
5	~~YGWA-51~~	WT	G			–	–		~~5~~	~~2~~		~~3~~						Y	Y	Y	Y				pH:
6	~~UP-DUP-3~~	WT	G			–	–		~~5~~	~~2~~		~~3~~						Y	Y	Y	Y				pH:
7	~~YGWA-50~~	WT	G			–	–		~~5~~	~~2~~		~~3~~						Y	Y	Y	Y				pH:
8	~~YGWA-175~~	WT	G			–	–		~~5~~	~~2~~		~~3~~						Y	Y	Y	Y				pH:
9	~~UGWA-185~~	WT	G			–	–		~~5~~	~~2~~		~~3~~						Y	Y	Y	Y				pH:
10	~~YGWA-181~~	WT	G			–	–		~~5~~	~~2~~		~~3~~						Y	Y	Y	Y				pH:
11	~~YGWA-205~~	WT	G			–	–		~~5~~	~~2~~		~~3~~						Y	Y	Y	Y				pH:
12	~~YGWA-211~~	WT	G			–	–		~~5~~	~~2~~		~~3~~						Y	Y	Y	Y				pH:

MATRIX CODE: Drinking Water DW; Water WT; Waste Water WW; Product P; Soil/Solid SL; Oil OL; Wipe WP; Air AR; Other OT; Tissue TS

ADDITIONAL COMMENTS

Anions Suite 300.0 (Cl, F, Sulfate)

App III Metals: Boron 6020B, Ca 6010D; App I/II 6020B: Zn, Ag, Ni, V

App IV: Metals 6020B: Antimony (Sb), Arsenic (As), Barium (Ba), Beryllium (Be), Cadmium (Cd), Chromium (Cr), Cobalt (Co), Lead (Pb), Lithium (Li), Molybdenum (Mo), Selenium (Se); 7040A: Mercury (Hg)

RELINQUISHED BY / AFFILIATION	DATE	TIME	ACCEPTED BY / AFFILIATION	DATE	TIME
/Arcadis	2/9/22	0825	/Arcadis	2/9/22	0825
/Arcadis	2/9/22	1018	/	2/9	1018

SAMPLE CONDITIONS

TEMP in C	Received on Ice (Y/N)	Custody Sealed Cooler (Y/N)	Samples Intact (Y/N)

SAMPLER NAME AND SIGNATURE

PRINT Name of SAMPLER: Mark Chesh

SIGNATURE of SAMPLER:

DATE Signed: 2/9/22

CHAIN-OF-CUSTODY / Analytical Request Document

The Chain-of-Custody is a LEGAL DOCUMENT. All relevant fields must be completed accurately.

Page : Of

Section A Required Client Information:		Section B Required Project Information:		Section C Invoice Information:	
Company:	GA Power	Report To:	SCS Contacts	Attention:	Southern Co.
Address:	Atlanta, GA	Copy To:	Arcadis Contacts	Company Name:	
				Address:	
Email To:		Purchase Order #:		Pace Quote:	
Phone:	Fax	Project Name:	Plant Yates Pooled Upgradient	Pace Project Manager:	Nicole D'Oleo
Requested Due Date:		Project Number:		Pace Profile #:	10840

Regulatory Agency

State / Location: Georgia

ITEM #	SAMPLE ID (One Character per box. (A-Z, 0-9 / , -) Sample Ids must be unique)	MATRIX CODE (see valid codes to left)	SAMPLE TYPE (G=GRAB C=COMP)	COLLECTED START DATE	COLLECTED START TIME	COLLECTED END DATE	COLLECTED END TIME	SAMPLE TEMP AT COLLECTION	# OF CONTAINERS	Preservatives: Unpreserved	H2SO4	HNO3	HCl	NaOH	Na2S2O3	Methanol	Other	Analyses Test Y/N	App III/IV Metals	Cl, F, SO4	TDS (2540C)	RAD 9315/9320	App I / II (gpysum only)	Residual Chlorine (Y/N)	
1	~~YGWA-4I~~	WT	G	[illegible]	[illegible]	[illegible]	[illegible]		5	2		3							X	X	X	X			pH:
2	GWA-2	WT	G	02-08	1045	02-08	11:50		5	2		3							X	X	X	X	X		pH: 5.83
3	UP-DUP-1	WT	G	02-08	[illegible]	–	–		5	2		3							X	X	X	X	X		pH: [illegible]
4	~~YGWA-4I~~	WT	G			–	–		5	2		3							X	X	X	X			pH:
5	~~YGWA-5I~~	WT	G			–	–		5	2		3							X	X	X				pH:
6	~~UP-DUP-3~~	WT	G			–	–		5	2		3							X	X	X	X			pH:
7	~~YGWA-5D~~	WT	G			–	–		5	2		3							X	X	X	X			pH:
8	~~YGWA-17S~~	WT	G			–	–		5	2		3							X	X	X	X			pH:
9	~~UGWA-18S~~	WT	G			–	–		5	2		3							X	X	X	X			pH:
10	~~YGWA-18I~~	WT	G			–	–		5	2		3							X	X	X	X			pH:
11	~~YGWA-20S~~	WT	G			–	–		5	2		3							X	X	X	X			pH:
12	~~YGWA-21I~~	WT	G			–	–		5	2		3							X	X	X	X			pH:

ADDITIONAL COMMENTS	RELINQUISHED BY / AFFILIATION	DATE	TIME	ACCEPTED BY / AFFILIATION	DATE	TIME	SAMPLE CONDITIONS
Anions Suite 300.0 (Cl, F, Sulfate)	Khalil Carson /Arcadis	2/9/22	0840	[signature]	2/9/22	0840	
App III Metals: Boron 6020B, Ca 6010D; App III 6020B: Zn, Ag, Ni, V	[signature] /Arcadis	2/9/22	1018	[signature]	2/9	1018	
App IV: Metals 6020B: Antimony (Sb), Arsenic (As), Barium (Ba), Beryllium (Be), Cadmium (Cd), Chromium (Cr), Cobalt (Co), Lead (Pb), Lithium (Li), Molybdenum (Mo), Selenium (Se) 7040A: Mercury (Hg)							

SAMPLER NAME AND SIGNATURE

PRINT Name of SAMPLER: Khalil Carson

SIGNATURE of SAMPLER: [signature]

DATE Signed: 02-09-22

TEMP in C | Received on Ice (Y/N) | Custody Sealed Cooler (Y/N) | Samples Intact (Y/N)

Pace Analytical	Document Name: Sample Condition Upon Receipt (SCUR)	Document Revised: November 15, 2021 Page 1 of 2
	Document No.: F-CAR-CS-033-Rev.08	Issuing Authority: Pace Carolinas Quality Office

Laboratory receiving samples:

Asheville ☐ Eden ☐ Greenwood ☐ Huntersville ☐ Raleigh ☐ Mechanicsville ☐ Atlanta ☑ Kernersville ☐

Sample Condition Upon Receipt

Client Name: GA Power

Project #: WO# : 92587091

PM: NMG Due Date: 02/23/22

CLIENT: GA-GA Power

Courier: ☐ Commercial ☐ Fed Ex ☐ Pace ☐ UPS ☐ USPS ☐ Other: ☑ Client

Custody Seal Present? ☐ Yes ☑ No **Seals Intact?** ☐ Yes ☐ No

Date/Initials Person Examining Contents: 2/10/22 CM

Packing Material: ☐ Bubble Wrap ☐ Bubble Bags ☑ None ☐ Other

Biological Tissue Frozen? ☐ Yes ☐ No ☑ N/A

Thermometer: ☑ IR Gun ID: 214 ☐ Wet ☐ Blue ☐ None

Type of Ice:

Cooler Temp: 3.4 **Correction Factor:** Add/Subtract (°C) +0.1

Cooler Temp Corrected (°C): 3.5

Temp should be above freezing to 6°C

☐ Samples out of temp criteria. Samples on ice, cooling process has begun

USDA Regulated Soil (☐ N/A, water sample)

Did samples originate in a quarantine zone within the United States: CA, NY, or SC (check maps)? ☐ Yes ☐ No

Did samples originate from a foreign source (internationally, including Hawaii and Puerto Rico)? ☐ Yes ☐ No

				Comments/Discrepancy:
Chain of Custody Present?	☑ Yes	☐ No	☐ N/A	1.
Samples Arrived within Hold Time?	☑ Yes	☐ No	☐ N/A	2.
Short Hold Time Analysis (<72 hr.)?	☐ Yes	☑ No	☐ N/A	3.
Rush Turn Around Time Requested?	☐ Yes	☑ No	☐ N/A	4.
Sufficient Volume?	☑ Yes	☐ No	☐ N/A	5.
Correct Containers Used?	☑ Yes	☐ No	☐ N/A	6.
-Pace Containers Used?	☑ Yes	☐ No	☐ N/A	
Containers Intact?	☑ Yes	☐ No	☐ N/A	7.
Dissolved analysis: Samples Field Filtered?	☐ Yes	☐ No	☑ N/A	8.
Sample Labels Match COC?	☑ Yes	☐ No	☐ N/A	9.
-Includes Date/Time/ID/Analysis Matrix: W				
Headspace in VOA Vials (>5-6mm)?	☐ Yes	☐ No	☑ N/A	10.
Trip Blank Present?	☐ Yes	☐ No	☑ N/A	11.
Trip Blank Custody Seals Present?	☐ Yes	☐ No	☑ N/A	

COMMENTS/SAMPLE DISCREPANCY

Field Data Required? ☐ Yes ☐ No

Lot ID of split containers:

CLIENT NOTIFICATION/RESOLUTION

Person contacted: _____ Date/Time: _____

Project Manager SCURF Review: _____ **Date:** _____

Project Manager SRF Review: _____ **Date:** _____

CHAIN-OF-CUSTODY / Analytical Request Document

The Chain-of-Custody is a LEGAL DOCUMENT. All relevant fields must be completed accurately.

Page : Of

Section A — Required Client Information:

Company:	GA Power
Address:	Atlanta, GA
Email To:	
Phone:	Fax
Requested Due Date:	

Section B — Required Project Information:

Report To:	SCS Contacts
Copy To:	Arcadis Contacts
Purchase Order #:	
Project Name:	Plant Yates Pooled Upgradient
Project Number:	

Section C — Invoice Information:

Attention:	Southern Co.
Company Name:	
Address:	
Pace Quote:	
Pace Project Manager:	Nicole D'Oleo
Pace Profile #:	10840

Regulatory Agency: Georgia

SAMPLE ID — One Character per box. (A-Z, 0-9 / , -) Sample Ids must be unique

MATRIX CODE: Drinking Water DW; Water WT; Waste Water WW; Product P; Soil/Solid SL; Oil OL; Wipe WP; Air AR; Other OT; Tissue TS

ITEM #	SAMPLE ID	MATRIX CODE	SAMPLE TYPE (G=GRAB C=COMP)	COLLECTED START DATE	START TIME	END DATE	END TIME	SAMPLE TEMP AT COLLECTION	# OF CONTAINERS	Preservatives: Unpreserved	H2SO4	HNO3	HCl	NaOH	Na2S2O3	Methanol	Other	Analyses Test Y/N	App III/IV Metals	Cl, F, SO4	TDS (2540C)	RAD 9315/9320	App I / II (gypsum only)	Residual Chlorine (Y/N)
1	~~YGWA-39~~	WT	G						5	2		3						Requested Analysis Filtered (Y/N)	X	X	X	X		
2	~~YGWA-40~~	WT	G						5	2		3							X	X	X	X		
3	YGWA-1I	WT	G	2/9/22	1345	--	--		5	2		3							X	X	X	X		
4	YGWA-1D	WT	G	2/9/22	1445	--	--		5	2		3							X	X	X	X		
5	YGWA-2I	WT	G	2/9/22	1355	--	--		5	2		3							X	X	X	X		
6	YGWA-3I	WT	G	2/9/22	1135	--	--		5	2		3							X	X	X	X		
7	YGWA-3D	WT	G	2/9/22	1020	--	--		5	2		3							X	X	X	X		
8	~~YGWA-14S~~	WT	G			--	--		5	2		3							X	X	X	X		
9	~~UP-DUP-2~~	WT	G			--	--		5	2		3							X	X	X	X		
10	~~YGWA-30I~~	WT	G			--	--		5	2		3							X	X	X	X		
11	~~UP-EB-1~~	WT	G			--	--		5	2		3							X	X	X	X		
12	~~UP-FB-1~~	WT	G			--	--		3	2		3							X	X	X	X		

Residual Chlorine (Y/N): pH: ; pH: ; pH: 6.24; pH: 7.12; pH: 5.89; pH: 7.66; pH: 7.07; pH: ; pH: ; pH: ; pH: ;

ADDITIONAL COMMENTS	RELINQUISHED BY / AFFILIATION	DATE	TIME	ACCEPTED BY / AFFILIATION	DATE	TIME
Anions Suits 300.0 (Cl, F, Sulfate)	/Arcadis	2/10/22	1435		2/10/22	1435
App III Metals: Boron 6020B, Ca 6010D; App I/II 6020B: Zn, Ag, Ni, V	/Arcadis	2/10/22	1700		2/10/22	1700
App IV: Metals 6020B: Antimony (Sb), Arsenic (As), Barium (Ba), Beryllium (Be), Cadmium (Cd), Chromium (Cr), Cobalt (Co), Lead (Pb), Lithium (Li), Molybdenum (Mo), Selenium (Se) 7040A: Mercury (Hg)						

SAMPLE CONDITIONS: TEMP in C; Received on Ice (Y/N); Custody Sealed Cooler (Y/N); Samples Intact (Y/N)

SAMPLER NAME AND SIGNATURE

PRINT Name of SAMPLER: Kim Lapszynski

SIGNATURE of SAMPLER: [signature]

DATE Signed: 2/10/22

CHAIN-OF-CUSTODY / Analytical Request Document

The Chain-of-Custody is a LEGAL DOCUMENT. All relevant fields must be completed accurately.

Page : Of

Section A — Required Client Information:

Company:	GA Power
Address:	Atlanta, GA
Email To:	
Phone:	Fax
Requested Due Date:	

Section B — Required Project Information:

Report To:	SCS Contacts
Copy To:	Arcadis Contacts
Purchase Order #:	
Project Name:	Plant Yates Pooled Upgradient
Project Number:	

Section C — Invoice Information:

Attention:	Southern Co.
Company Name:	
Address:	
Pace Quote:	
Pace Project Manager:	Nicole D'Oleo
Pace Profile #:	10840

Regulatory Agency

State / Location: Georgia

SAMPLE ID — One Character per box. (A-Z, 0-9 / , -) Sample Ids must be unique

MATRIX CODE: Drinking Water DW; Water WT; Waste Water WW; Product P; Soil/Solid SL; Oil OL; Wipe WP; Air AR; Other OT; Tissue TS

ITEM #	SAMPLE ID	MATRIX CODE (see valid codes to left)	SAMPLE TYPE (G=GRAB C=COMP)	COLLECTED START DATE	COLLECTED START TIME	COLLECTED END DATE	COLLECTED END TIME	SAMPLE TEMP AT COLLECTION	# OF CONTAINERS	Preservatives: Unpreserved	H2SO4	HNO3	HCl	NaOH	Na2S2O3	Methanol	Other	Analyses Test Y/N	App III/IV Metals	Cl, F, SO4	TDS (2540C)	RAD 9315/9320	App I / II (gypsum only)	Residual Chlorine (Y/N)
1	YGWA-6S	WT	G						5	2		3						X	X	X	X			pH:
2	YGWA-4D	WT	G						5	2		3						X	X	X	X			pH:
3	YGWA-1I	WT	G						5	2		3						X	X	X	X			pH:
4	YGWA-1D	WT	G			–	–		5	2		3						X	X	X	X			pH:
5	YGWA-2I	WT	G						5	2		3						X	X	X	X			pH:
6	YGWA-3I	WT	G						5	2		3						X	X	X	X			pH:
7	YGWA-3D	WT	G						5	2		3						X	X	X	X			pH:
8	YGWA-14S	WT	G						5	2		3						X	X	X	X			pH:
9	UP-DUP-2	WT	G						5	2		3						X	X	X	X			pH:
10	YGWA-30I	WT	G			–	–		5	2		3						X	X	X	X			pH:
11	UP-EB-1	WT	G	2/9/22	1304	–	–		5	2		3						X	X	X	X			
12	UP-FB-1	WT	G	2/9/22	1047	–	–		5	2		3						X	X	X	X			

ADDITIONAL COMMENTS	RELINQUISHED BY / AFFILIATION	DATE	TIME	ACCEPTED BY / AFFILIATION	DATE	TIME	SAMPLE CONDITIONS
Anions Suite 300.0 (Cl, F, Sulfate)	Jessica Ware / Arcadis	2/10/22	1435		2/10/22	1435	
App III Metals: Boron 6020B, Ca 6010D; App I/II 6020B: Zn, Ag, Ni, V	Arcadis	2/10/22	1700		2/10	1700	
App IV: Metals 6020B: Antimony (Sb), Arsenic (As), Barium (Ba), Beryllium (Be), Cadmium (Cd), Chromium (Cr), Cobalt (Co), Lead (Pb), Lithium (Li), Molybdenum (Mo), Selenium (Se) 7040A: Mercury (Hg)							

SAMPLER NAME AND SIGNATURE

PRINT Name of SAMPLER: Jessica Ware

SIGNATURE of SAMPLER: Jessica Ware

DATE Signed: 2/9/22

TEMP in C	Received on Ice (Y/N)	Custody Sealed Cooler (Y/N)	Samples Intact (Y/N)

CHAIN-OF-CUSTODY / Analytical Request Document

The Chain-of-Custody is a LEGAL DOCUMENT. All relevant fields must be completed accurately.

Page : Of

Section A — Required Client Information:

Company: GA Power
Address: Atlanta, GA
Email To:
Phone: Fax
Requested Due Date:

Section B — Required Project Information:

Report To: SCS Contacts
Copy To: Arcadis Contacts
Purchase Order #:
Project Name: Plant Yates Pooled Upgradient
Project Number:

Section C — Invoice Information:

Attention: Southern Co.
Company Name:
Address:
Pace Quote:
Pace Project Manager: Nicole D'Oleo
Pace Profile #: 10840

Regulatory Agency:
State / Location: Georgia

Requested Analysis Filtered (Y/N)

ITEM #	SAMPLE ID (One Character per box. (A-Z, 0-9 / , -) Sample Ids must be unique)	MATRIX CODE (see valid codes to left)	SAMPLE TYPE (G=GRAB C=COMP)	COLLECTED START DATE	COLLECTED START TIME	COLLECTED END DATE	COLLECTED END TIME	SAMPLE TEMP AT COLLECTION	# OF CONTAINERS	Preservatives: Unpreserved	H2SO4	HNO3	HCl	NaOH	Na2S2O3	Methanol	Other	Analyses Test Y/N	App III/IV Metals	Cl, F, SO4	TDS (2540C)	RAD 9315/9320	App I / II (gypsum only)	Residual Chlorine (Y/N)
1	~~YGWA-47~~	~~WT~~	~~G~~			–	–		5	2		3						Y	X	X	X	X		~~pH:~~
2	~~GWA-2~~	~~WT~~	~~G~~			–	–		5	2		3						Y	X	X	X	X	X	~~pH:~~
3	~~UP-DUP-1~~	~~WT~~	~~G~~			–	–		5	2		3						Y	X	X	X	X	X	~~pH:~~
4	~~YGWA-4I~~	~~WT~~	~~G~~			–	–		5	2		3						Y	X	X	X	X	X	~~pH:~~
5	~~MOWA-5I~~	~~WT~~	~~G~~			–	–		5	2		3						Y	X	X	X	X		~~pH:~~
6	~~UP-DUP-3~~	~~WT~~	~~G~~			–	–		5	2		3						Y	X	X	X	X		~~pH:~~
7	~~YGWA-5D~~	~~WT~~	~~G~~			–	–		5	2		3						Y	X	X	X	X		~~pH:~~
8	YGWA-17S	WT	G	2/9/22	1020	–	–		5	2		3						Y	X	X	X	X		pH: 5.53
9	UGWA-18S	WT	G	2/9/22	1224	–	–		5	2		3						Y	X	X	X	X		pH: 5.28
10	YGWA-18I	WT	G	2/9/22	1431	–	–		5	2		3						Y	X	X	X	X		pH: 5.98
11	YGWA-20S	WT	G	2/9/22	1619	–	–		5	2		3						Y	X	X	X	X		pH: 5.91
12	YGWA-21I	WT	G	2/9/22	1740	–	–		5	2		3						Y	X	X	X	X		pH: 6.84

ADDITIONAL COMMENTS	RELINQUISHED BY / AFFILIATION	DATE	TIME	ACCEPTED BY / AFFILIATION	DATE	TIME	SAMPLE CONDITIONS
Anions Suite 300.0 (Cl, F, Sulfate)	Jessica Ware / Arcadis	2/10/22	1435	/ Arcadis	2/10/22	1435	
App III Metals: Boron 6020B, Ca 6010D; App VI 6020B: Zn, Ag, Ni, V	/ Arcadis	2/10/22	1700		2/10	1700	
App IV: Metals 6020B: Antimony (Sb), Arsenic (As), Barium (Ba), Beryllium (Be), Cadmium (Cd), Chromium (Cr), Cobalt (Co), Lead (Pb), Lithium (Li), Molybdenum (Mo), Selenium (Se) 7040A: Mercury (Hg)							

SAMPLER NAME AND SIGNATURE

PRINT Name of SAMPLER: Jessica Ware

SIGNATURE of SAMPLER: Jessica Ware

DATE Signed: 2/9/22

TEMP in C	Received on Ice (Y/N)	Custody Sealed Cooler (Y/N)	Samples Intact (Y/N)

Pace Analytical	Document Name: Sample Condition Upon Receipt (SCUR)	Document Revised: November 15, 2021 Page 1 of 2
	Document No.: F-CAR-CS-033-Rev.08	Issuing Authority: Pace Carolinas Quality Office

Laboratory receiving samples:
Asheville ☐ Eden ☐ Greenwood ☐ Huntersville ☐ Raleigh ☐ Mechanicsville ☐ Atlanta ☑ Kernersville ☐

Sample Condition Upon Receipt

Client Name: GA Power

Project #: WO#: 92587091

PM: NTC **Due Date:** 02/23/22

CLIENT: GA-GA Power

Courier: ☐ Commercial ☐ Fed Ex ☐ UPS ☐ USPS ☐ Client ☐ Pace ☐ Other:____

Custody Seal Present? ☐ Yes ☑ No **Seals Intact?** ☐ Yes ☑ No

Date/Initials Person Examining Contents: JAE 2/11/22

Packing Material: ☐ Bubble Wrap ☐ Bubble Bags ☐ None ☑ Other

Biological Tissue Frozen? ☐ Yes ☐ No ☑ N/A

Thermometer: ☐ IR Gun ID: 214 ☑ Wet ☐ Blue ☐ None

Type of Ice:

Cooler Temp: 4.1 **Correction Factor:** Add/Subtract (°C) +.1

Cooler Temp Corrected (°C): 4.2

Temp should be above freezing to 6°C
☐ Samples out of temp criteria. Samples on ice, cooling process has begun

USDA Regulated Soil (☐ N/A, water sample)
Did samples originate in a quarantine zone within the United States: CA, NY, or SC (check maps)? ☐ Yes ☐ No

Did samples originate from a foreign source (internationally, including Hawaii and Puerto Rico)? ☐ Yes ☐ No

				Comments/Discrepancy:
Chain of Custody Present?	☑ Yes	☐ No	☐ N/A	1.
Samples Arrived within Hold Time?	☑ Yes	☐ No	☐ N/A	2.
Short Hold Time Analysis (<72 hr.)?	☐ Yes	☑ No	☐ N/A	3.
Rush Turn Around Time Requested?	☐ Yes	☑ No	☐ N/A	4.
Sufficient Volume?	☑ Yes	☐ No	☐ N/A	5.
Correct Containers Used?	☑ Yes	☐ No	☐ N/A	6.
-Pace Containers Used?	☑ Yes	☐ No	☐ N/A	
Containers Intact?	☑ Yes	☐ No	☐ N/A	7.
Dissolved analysis: Samples Field Filtered?	☐ Yes	☐ No	☑ N/A	8.
Sample Labels Match COC?	☑ Yes	☐ No	☐ N/A	9.
-Includes Date/Time/ID/Analysis Matrix: W				
Headspace in VOA Vials (>5-6mm)?	☐ Yes	☐ No	☑ N/A	10.
Trip Blank Present?	☐ Yes	☐ No	☑ N/A	11.
Trip Blank Custody Seals Present?	☐ Yes	☐ No	☑ N/A	

COMMENTS/SAMPLE DISCREPANCY

Field Data Required? ☐ Yes ☐ No

Lot ID of split containers:

CLIENT NOTIFICATION/RESOLUTION

Person contacted: _____ Date/Time: _____

Project Manager SCURF Review: _____ **Date:** _____

Project Manager SRF Review: _____ **Date:** _____

CHAIN-OF-CUSTODY / Analytical Request Document

The Chain-of-Custody is a LEGAL DOCUMENT. All relevant fields must be completed accurately.

Page : 1 Of 4

Section A — Required Client Information:

Company: GA Power
Address: Atlanta, GA
Email To:
Phone: Fax
Requested Due Date:

Section B — Required Project Information:

Report To: SCS Contacts
Copy To: Arcadis Contacts
Purchase Order #:
Project Name: Plant Yates Pooled Upgradient
Project Number:

Section C — Invoice Information:

Attention: Southern Co.
Company Name:
Address:
Pace Quote:
Pace Project Manager: Nicole D'Oleo
Pace Profile #: 10840

Regulatory Agency:
State / Location: Georgia

SAMPLE ID — One Character per box. (A-Z, 0-9 / , -) Sample Ids must be unique

MATRIX CODE: Drinking Water DW; Water WT; Waste Water WW; Product P; Soil/Solid SL; Oil OL; Wipe WP; Air AR; Other OT; Tissue TS

ITEM #	SAMPLE ID	MATRIX CODE	SAMPLE TYPE	COLLECTED START DATE	START TIME	END DATE	END TIME	SAMPLE TEMP AT COLLECTION	# OF CONTAINERS	Preservatives: Unpreserved	H2SO4	HNO3	HCl	NaOH	Na2S2O3	Methanol	Other	Analyses Test Y/N	App III/IV Metals	Cl, F, SO4	TDS (2540C)	RAD 9315/9320	App I /II (gypsum only)	Residual Chlorine (Y/N)	pH
1	YGWA-4?	WT	G						5	2		3							X	X	X	X			
2	GWA-2	WT	G			-	-		5	2		3							X	X	X	X	X		
3	UP-DUP-1	WT	G			-			5	2		3							X	X	X	X	X		
4	YGWA-4I	WT	G			-	-		5	2		3							X	X	X	X			
5	YGWA-5I	WT	G	2/10/22	1727	-	-		5	2		3							X	X	X	-			5.14
6	UP-DUP-3	WT	G	2/10/22	-	-	-		5	2		3							X	X	X	X			
7	YGWA-5D	WT	G						5	2		3							X	X	X	X			
8	YGWA-17S	WT	G						5	2		3							X	X	X	X			
9	UGWA-10S	WT	G						5	2		3							X	X	X	X			
10	YGWA-10I	WT	G			-	-		5	2		3							X	X	X	X			
11	YGWA-20S	WT	G			-	-		5	2		3							X	X	X	X			
12	YGWA-21I	WT	G			-	-		5	2		3							X	X	X	X			

ADDITIONAL COMMENTS

Anions Suite 300.0 (Cl, F, Sulfate)

App III Metals: Boron 6020B, Ca 6010D; App I/II 6020B: Zn, Ag, Ni, V

App IV: Metals 6020B: Antimony (Sb), Arsenic (As), Barium (Ba), Beryllium (Be), Cadmium (Cd), Chromium (Cr), Cobalt (Co), Lead (Pb), Lithium (Li), Molybdenum (Mo), Selenium (Se) 7040A: Mercury (Hg)

RELINQUISHED BY / AFFILIATION	DATE	TIME	ACCEPTED BY / AFFILIATION	DATE	TIME
/Arcadis	2/11/22	1445	Khalil Carson/Arcadis	2/11/22	1445
Khalil Carson	2/11/22	1645		2/11/22	1695

SAMPLER NAME AND SIGNATURE

PRINT Name of SAMPLER: Mark Chesk
SIGNATURE of SAMPLER:
DATE Signed: 2/11/22

SAMPLE CONDITIONS

TEMP in C | Received on Ice (Y/N) | Custody Sealed Cooler (Y/N) | Samples Intact (Y/N)

CHAIN-OF-CUSTODY / Analytical Request Document

The Chain-of-Custody is a LEGAL DOCUMENT. All relevant fields must be completed accurately.

Page : 1 Of 1

Section A — Required Client Information:

Company:	GA Power
Address:	Atlanta, GA
Email To:	
Phone:	Fax
Requested Due Date:	

Section B — Required Project Information:

Report To:	SCS Contacts
Copy To:	Arcadis Contacts
Purchase Order #:	
Project Name:	Plant Yates Pooled Upgradient
Project Number:	

Section C — Invoice Information:

Attention:	Southern Co.
Company Name:	
Address:	
Pace Quote:	
Pace Project Manager:	Nicole D'Oleo
Pace Profile #:	10840

Regulatory Agency: —

State / Location: Georgia

ITEM #	SAMPLE ID (One Character per box. (A-Z, 0-9 / , -) Sample ids must be unique)	MATRIX CODE (see valid codes to left)	SAMPLE TYPE (G=GRAB C=COMP)	COLLECTED START DATE	COLLECTED START TIME	COLLECTED END DATE	COLLECTED END TIME	SAMPLE TEMP AT COLLECTION	# OF CONTAINERS	Preservatives: Unpreserved	H2SO4	HNO3	HCl	NaOH	Na2S2O3	Methanol	Other	Requested Analysis Filtered (Y/N) Y/N	Analyses Test: App III/IV Metals	Cl, F, SO4	TDS (2540C)	RAD 9315/9320	App I / II (gypsum only)	Residual Chlorine (Y/N)	
1	YGWA-39	WT	G			--	--		5	2		3							X	X	X	X			pH
2	YGWA-40	WT	G			--	--		5	2		3							X	X	X	X			pH
3	YGWA-1I	WT	G			--	--		5	2		3							X	X	X	X			pH
4	YGWA-1D	WT	G			--	--		5	2		3							X	X	X	X			pH
5	YGWA-2I	WT	G			--	--		5	2		3							X	X	X	X			pH
6	YGWA-3I	WT	G			--	--		5	2		3							X	X	X	X			pH
7	YGWA-3D	WT	G			--	--		5	2		3							X	X	X	X			pH
8	YGWA-14S	WT	G	02/16/22	Hold	--	--		5	2		3							X	X	X	X			pH
9	UP-DUP-2	WT	G	02/16/22		--	--		5	2		3							X	X	X	X			pH 4.50
10	YGWA-30I	WT	G	02/17/22	0920	--	--		5	2		3							X	X	X	X			pH 5.59
11	UP-EB-1	WT	G			--	--		5	2		3							X	X	X	X			pH
12	UP-FB-1	WT	G			--	--		5	2		3							X	X	X	X			pH

MATRIX CODE: Drinking Water DW; Water WT; Waste Water WW; Product P; Soil/Solid SL; Oil OL; Wipe WP; Air AR; Other OT; Tissue TS

ADDITIONAL COMMENTS	RELINQUISHED BY / AFFILIATION	DATE	TIME	ACCEPTED BY / AFFILIATION	DATE	TIME	SAMPLE CONDITIONS
Anions Suite 300.0 (Cl, F, Sulfate)	Khalil Carter /Arcadis	02/11/22	1645	Joan T	2/11/22	1645	
App III Metals: Boron 6020B, Ca 6010D; App I/II 6020B: Zn, Ag, Ni, V							
App IV: Metals 6020B: Antimony (Sb), Arsenic (As), Barium (Ba), Beryllium (Be), Cadmium (Cd), Chromium (Cr), Cobalt (Co), Lead (Pb), Lithium (Li), Molybdenum (Mo), Selenium (Se) 7040A: Mercury (Hg)							

SAMPLE CONDITIONS: TEMP in C; Received on Ice (Y/N); Custody Sealed Cooler (Y/N); Samples Intact (Y/N)

SAMPLER NAME AND SIGNATURE

PRINT Name of SAMPLER: Khalil Carter

SIGNATURE of SAMPLER: [signature] DATE Signed: 02/11/22

CHAIN-OF-CUSTODY / Analytical Request Document

The Chain-of-Custody is a LEGAL DOCUMENT. All relevant fields must be completed accurately.

Page: 4 Of 4

Section A
Required Client Information:

Company:	GA Power
Address:	Atlanta, GA
Email To:	
Phone:	Fax
Requested Due Date:	

Section B
Required Project Information:

Report To:	SCS Contacts
Copy To:	Arcadis Contacts
Purchase Order #:	
Project Name:	Plant Yates Pooled Upgradient
Project Number:	

Section C
Invoice Information:

Attention:	Southern Co.
Company Name:	
Address:	
Pace Quote:	
Pace Project Manager:	Nicole D'Oleo
Pace Profile #:	10840

Regulatory Agency:
State / Location:
Georgia

ITEM #	SAMPLE ID (One Character per box. (A-Z, 0-9 / , -) Sample Ids must be unique)	MATRIX CODE (see valid codes to left)	SAMPLE TYPE (G=GRAB C=COMP)	COLLECTED START DATE	COLLECTED START TIME	COLLECTED END DATE	COLLECTED END TIME	SAMPLE TEMP AT COLLECTION	# OF CONTAINERS	Preservatives: Unpreserved	H2SO4	HNO3	HCl	NaOH	Na2S2O3	Methanol	Other	Analyses Test Y/N	App III/IV Metals	Cl, F, SO4	TDS (2540C)	RAD 9315/9320	App I / II (gpysum only)	Residual Chlorine (Y/N)	
1	YGWA-47	WT	G			–	–		5	2		3							X	X	X	X			pH:
2	GWA-2	WT	G			–	–		5	2		3							X	X	X	X	X		pH:
3	UP-DUP-1	WT	G			–	–		5	2		3							X	X	X	X	X		pH:
4	YGWA-4I	WT	G	2/11	1040	–	–		5	2		3							X	X	X	X			pH: 5.95
5	YGWA-5I	WT	G			–	–		5	2		3							X	X	X				pH:
6	UP-DUP-3	WT	G			–	–		5	2		3							X	X	X	X			pH:
7	YGWA-5D	WT	G	2/10	1740	–	–		5	2		3							X	X	X	X			pH: 6.99
8	YGWA-17S	WT	G			–	–		5	2		3							X	X	X	X			pH:
9	UGWA-18S	WT	G			–	–		5	2		3							X	X	X	X			pH:
10	YGWA-18I	WT	G			–	–		5	2		3							X	X	X	X			pH:
11	YGWA-20S	WT	G			–	–		5	2		3							X	X	X	X			pH:
12	YGWA-21I	WT	G			–	–		5	2		3							X	X	X	X			pH:

ADDITIONAL COMMENTS	RELINQUISHED BY / AFFILIATION	DATE	TIME	ACCEPTED BY / AFFILIATION	DATE	TIME	SAMPLE CONDITIONS
Anions Suite 300.0 (Cl, F, Sulfate)	Khalil Carson Arcadis	02-11-45	1645	Ocann Peach	4/11/22	1645	
App III Metals: Boron 6020B, Ca 6010D; App I/II 6020B: Zn, Ag, Ni, V							
App IV: Metals 6020B: Antimony (Sb), Arsenic (As), Barium (Ba), Beryllium (Be), Cadmium (Cd), Chromium (Cr), Cobalt (Co), Lead (Pb), Lithium (Li), Molybdenum (Mo), Selenium (Se) 7040A: Mercury (Hg)							

SAMPLER NAME AND SIGNATURE

PRINT Name of SAMPLER: Khalil Carson

SIGNATURE of SAMPLER: [signature]

DATE Signed: 02/10/22

TEMP in C | Received on Ice (Y/N) | Custody Sealed Cooler (Y/N) | Samples Intact (Y/N)

CHAIN-OF-CUSTODY / Analytical Request Document

The Chain-of-Custody is a LEGAL DOCUMENT. All relevant fields must be completed accurately.

Page : 5 Of 5

Section A Required Client Information:		Section B Required Project Information:		Section C Invoice Information:	
Company:	GA Power	Report To:	SCS Contacts	Attention:	Southern Co.
Address:	Atlanta, GA	Copy To:	Arcadis Contacts	Company Name:	
				Address:	
Email To:		Purchase Order #:		Pace Quote:	
Phone:	Fax	Project Name:	Plant Yates Pooled Upgradient	Pace Project Manager:	Nicole D'Oleo
Requested Due Date:		Project Number:		Pace Profile #:	10840

Regulatory Agency

State / Location

Georgia

ITEM #	SAMPLE ID (One Character per box. (A-Z, 0-9 / , -) Sample Ids must be unique)	MATRIX CODE (see valid codes to left)	SAMPLE TYPE (G=GRAB C=COMP)	COLLECTED START DATE	COLLECTED START TIME	COLLECTED END DATE	COLLECTED END TIME	SAMPLE TEMP AT COLLECTION	# OF CONTAINERS	Preservatives: Unpreserved	H2SO4	HNO3	HCl	NaOH	Na2S2O3	Methanol	Other	Analyses Test (Y/N)	App III/IV Metals	Cl, F, SO4	TDS (2540C)	RAD 9315/9320	App I / II (gpysum only)	Residual Chlorine (Y/N)	
1	UP-EB-2	WT	G	[illegible]	1140	–	–		5	2		3							X	X	X	X			pH
2	UP-FB-2	WT	G			–	–		5	2		3							X	X	X	X			pH
3						–	–																		
4						–	–																		
5						–	–																		
6						–	–																		
7						–	–																		
8						–	–																		
9						–	–																		
10						–	–																		
11						–	–																		
12						–	–																		

MATRIX CODE: Drinking Water DW; Water WT; Waste Water WW; Product P; Soil/Solid SL; Oil OL; Wipe WP; Air AR; Other OT; Tissue TS

ADDITIONAL COMMENTS	RELINQUISHED BY / AFFILIATION	DATE	TIME	ACCEPTED BY / AFFILIATION	DATE	TIME	SAMPLE CONDITIONS
Anions Suite 300.0 (Cl, F, Sulfate)	Khalil Carson /Arcadis	02/11/22	1645	Joann Fauth	2/11/22	1645	
App III Metals: Boron 6020B, Ca 6010D; App I/II 6020B: Zn, Ag, Ni, V							
App IV: Metals 6020B: Antimony (Sb), Arsenic (As), Barium (Ba), Beryllium (Be), Cadmium (Cd), Chromium (Cr), Cobalt (Co), Lead (Pb), Lithium (Li), Molybdenum (Mo), Selenium (Se) 7040A: Mercury (Hg)							

SAMPLER NAME AND SIGNATURE

PRINT Name of SAMPLER:

SIGNATURE of SAMPLER: DATE Signed:

TEMP in C | Received on Ice (Y/N) | Custody Sealed Cooler (Y/N) | Samples Intact (Y/N)

CHAIN-OF-CUSTODY / Analytical Request Document

The Chain-of-Custody is a LEGAL DOCUMENT. All relevant fields must be completed accurately.

Page : 4 Of 4

Section A
Required Client Information:

Company:	GA Power
Address:	Atlanta, GA
Email To:	
Phone:	Fax
Requested Due Date:	

Section B
Required Project Information:

Report To:	SCS Contacts
Copy To:	Arcadis Contacts
Purchase Order #:	
Project Name:	Plant Yates Pooled Upgradient
Project Number:	

Section C
Invoice Information:

Attention:	Southern Co.
Company Name:	
Address:	
Pace Quote:	
Pace Project Manager:	Nicole D'Oleo
Pace Profile #:	10840

Regulatory Agency:
State / Location:
Georgia

SAMPLE ID
One Character per box.
(A-Z, 0-9 / , -)
Sample Ids must be unique

MATRIX	CODE
Drinking Water	DW
Water	WT
Waste Water	WW
Product	P
Soil/Solid	SL
Oil	OL
Wipe	WP
Air	AR
Other	OT
Tissue	TS

Requested Analysis Filtered (Y/N)

ITEM #	SAMPLE ID	MATRIX CODE (see valid codes to left)	SAMPLE TYPE (G=GRAB C=COMP)	COLLECTED START DATE	COLLECTED START TIME	COLLECTED END DATE	COLLECTED END TIME	SAMPLE TEMP AT COLLECTION	# OF CONTAINERS	Preservatives: Unpreserved	H2SO4	HNO3	HCl	NaOH	Na2S2O3	Methanol	Other	Analyses Test Y/N	App III/IV Metals	Cl, F, SO4	TDS (2540C)	RAD 9315/9320	App I / II (gpysum only)	Residual Chlorine (Y/N)	
1	UP-EB-2	WT	G			–	–		5	2		3							X	X	X	X			pH:
2	UP-FB-2	WT	G	2/10/21	1713	–	–		5	2		3							X	X	X	X			pH:
3						–	–																		
4						–	–																		
5						–	–																		
6						–	–																		
7						–	–																		
8						–	–																		
9						–	–																		
10						–	–																		
11						–	–																		
12						–	–																		

ADDITIONAL COMMENTS	RELINQUISHED BY / AFFILIATION	DATE	TIME	ACCEPTED BY / AFFILIATION	DATE	TIME	SAMPLE CONDITIONS
Anions Suite 300.0 (Cl, F, Sulfate)	[signature] /Arcadis	2/11/22	1445	Khalil Carson	2/11/22	1445	
App III Metals: Boron 6020B, Ca 6010D; App III 6020B: Zn, Ag, Ni, V	Khalil Carson	2/11/22	1645	[signature]	2/11/22	1645	
App IV: Metals 6020B: Antimony (Sb), Arsenic (As), Barium (Ba), Beryllium (Be), Cadmium (Cd), Chromium (Cr), Cobalt (Co), Lead (Pb), Lithium (Li), Molybdenum (Mo), Selenium (Se) 7040A: Mercury (Hg)							

SAMPLER NAME AND SIGNATURE
PRINT Name of SAMPLER: Mark Cheyt
SIGNATURE of SAMPLER: [signature]
DATE Signed: 2/11/22

TEMP in C | Received on Ice (Y/N) | Custody Sealed Cooler (Y/N) | Samples Intact (Y/N)

Quality Control Sample Performance Assessment

Pace Analytical™
www.pacelabs.com

Test:	Ra-226
Analyst:	JC2
Date:	2/27/2022
Worklist:	65255
Matrix:	DW

Analyst Must Manually Enter All Fields Highlighted in Yellow.

Method Blank Assessment	
MB Sample ID	2349863
MB concentration:	0.063
M/B Counting Uncertainty:	0.074
MB MDC:	0.148
MB Numerical Performance Indicator:	1.68
MB Status vs Numerical Indicator:	N/A
MB Status vs. MDC:	Pass

Laboratory Control Sample Assessment	LCSD (Y or N)?	Y
	LCS65255	LCSD65255
Count Date:	3/14/2022	3/14/2022
Spike I.D.:	19-033	19-033
Decay Corrected Spike Concentration (pCi/mL):	24.029	24.029
Volume Used (mL):	0.10	0.10
Aliquot Volume (L, g, F):	0.508	0.500
Target Conc. (pCi/L, g, F):	4.727	4.804
Uncertainty (Calculated):	0.057	0.058
Result (pCi/L, g, F):	4.451	5.230
LCS/LCSD Counting Uncertainty (pCi/L, g, F):	0.439	0.486
Numerical Performance Indicator:	-1.22	1.71
Percent Recovery:	94.16%	108.86%
Status vs Numerical Indicator:	N/A	N/A
Status vs Recovery:	Pass	Pass
Upper % Recovery Limits:	125%	125%
Lower % Recovery Limits:	75%	75%

Sample Matrix Spike Control Assessment	MS/MSD 1	MS/MSD 2
Sample Collection Date:		
Sample I.D.		
Sample MS I.D.		
Sample MSD I.D.		
Spike I.D.:		
MS/MSD Decay Corrected Spike Concentration (pCi/mL):		
Spike Volume Used in MS (mL):		
Spike Volume Used in MSD (mL):		
MS Aliquot (L, g, F):		
MS Target Conc.(pCi/L, g, F):		
MSD Aliquot (L, g, F):		
MSD Target Conc. (pCi/L, g, F):		
MS Spike Uncertainty (calculated):		
MSD Spike Uncertainty (calculated):		
Sample Result:		
Sample Result Counting Uncertainty (pCi/L, g, F):		
Sample Matrix Spike Result:		
Matrix Spike Result Counting Uncertainty (pCi/L, g, F):		
Sample Matrix Spike Duplicate Result:		
Matrix Spike Duplicate Result Counting Uncertainty (pCi/L, g, F):		
MS Numerical Performance Indicator:		
MSD Numerical Performance Indicator:		
MS Percent Recovery:		
MSD Percent Recovery:		
MS Status vs Numerical Indicator:		
MSD Status vs Numerical Indicator:		
MS Status vs Recovery:		
MSD Status vs Recovery:		
MS/MSD Upper % Recovery Limits:		
MS/MSD Lower % Recovery Limits:		

Duplicate Sample Assessment		
Sample I.D.:	LCS65255	92587081001
Duplicate Sample I.D.	LCSD65255	92587081001DUP
Sample Result (pCi/L, g, F):	4.451	0.621
Sample Result Counting Uncertainty (pCi/L, g, F):	0.439	0.171
Sample Duplicate Result (pCi/L, g, F):	5.230	0.589
Sample Duplicate Result Counting Uncertainty (pCi/L, g, F):	0.486	0.174
Are sample and/or duplicate results below RL?	NO	See Below ##
Duplicate Numerical Performance Indicator:	-2.332	0.257
(Based on the LCS/LCSD Percent Recoveries) Duplicate RPD:	14.47%	5.30%
Duplicate Status vs Numerical Indicator:	N/A	N/A
Duplicate Status vs RPD:	Pass	Pass
% RPD Limit:	25%	25%

Matrix Spike/Matrix Spike Duplicate Sample Assessment		
Sample I.D.		
Sample MS I.D.		
Sample MSD I.D.		
Sample Matrix Spike Result:		
Matrix Spike Result Counting Uncertainty (pCi/L, g, F):		
Sample Matrix Spike Duplicate Result:		
Matrix Spike Duplicate Result Counting Uncertainty (pCi/L, g, F):		
Duplicate Numerical Performance Indicator:		
(Based on the Percent Recoveries) MS/ MSD Duplicate RPD:		
MS/ MSD Duplicate Status vs Numerical Indicator:		
MS/ MSD Duplicate Status vs RPD:		
% RPD Limit:		

Evaluation of duplicate precision is not applicable if either the sample or duplicate results are below the MDC.

Comments:

3/14/22

LAM 3/14/22

Quality Control Sample Performance Assessment

Pace Analytical™ www.pacelabs.com

Test:	Ra-226
Analyst:	JC2
Date:	2/27/2022
Worklist:	65254
Matrix:	DW

Analyst Must Manually Enter All Fields Highlighted in Yellow.

Method Blank Assessment	
MB Sample ID	2349823
MB concentration:	0.023
M/B Counting Uncertainty:	0.071
MB MDC:	0.175
MB Numerical Performance Indicator:	0.65
MB Status vs Numerical Indicator:	N/A
MB Status vs. MDC:	Pass

Laboratory Control Sample Assessment	LCSD (Y or N)?	Y
	LCS65254	LCSD65254
Count Date:	3/11/2022	3/11/2022
Spike I.D.:	19-033	19-033
Decay Corrected Spike Concentration (pCi/mL):	24.029	24.029
Volume Used (mL):	0.10	0.10
Aliquot Volume (L, g, F):	0.506	0.503
Target Conc. (pCi/L, g, F):	4.753	4.772
Uncertainty (Calculated):	0.057	0.057
Result (pCi/L, g, F):	5.401	4.767
LCS/LCSD Counting Uncertainty (pCi/L, g, F):	0.497	0.465
Numerical Performance Indicator:	2.54	-0.02
Percent Recovery:	113.63%	99.89%
Status vs Numerical Indicator:	N/A	N/A
Status vs Recovery:	Pass	Pass
Upper % Recovery Limits:	125%	125%
Lower % Recovery Limits:	75%	75%

Sample Matrix Spike Control Assessment	MS/MSD 1	MS/MSD 2
Sample Collection Date:		
Sample I.D.		
Sample MS I.D.		
Sample MSD I.D.		
Spike I.D.:		
MS/MSD Decay Corrected Spike Concentration (pCi/mL):		
Spike Volume Used in MS (mL):		
Spike Volume Used in MSD (mL):		
MS Aliquot (L, g, F):		
MS Target Conc.(pCi/L, g, F):		
MSD Aliquot (L, g, F):		
MSD Target Conc. (pCi/L, g, F):		
MS Spike Uncertainty (calculated):		
MSD Spike Uncertainty (calculated):		
Sample Result:		
Sample Result Counting Uncertainty (pCi/L, g, F):		
Sample Matrix Spike Result:		
Matrix Spike Result Counting Uncertainty (pCi/L, g, F):		
Sample Matrix Spike Duplicate Result:		
Matrix Spike Duplicate Result Counting Uncertainty (pCi/L, g, F):		
MS Numerical Performance Indicator:		
MSD Numerical Performance Indicator:		
MS Percent Recovery:		
MSD Percent Recovery:		
MS Status vs Numerical Indicator:		
MSD Status vs Numerical Indicator:		
MS Status vs Recovery:		
MSD Status vs Recovery:		
MS/MSD Upper % Recovery Limits:		
MS/MSD Lower % Recovery Limits:		

Duplicate Sample Assessment		
Sample I.D.:	LCS65254	92587078001
Duplicate Sample I.D.	LCSD65254	92587078001DUP
Sample Result (pCi/L, g, F):	5.401	0.273
Sample Result Counting Uncertainty (pCi/L, g, F):	0.497	0.136
Sample Duplicate Result (pCi/L, g, F):	4.767	0.177
Sample Duplicate Result Counting Uncertainty (pCi/L, g, F):	0.465	0.106
Are sample and/or duplicate results below RL?	NO	See Below ##
Duplicate Numerical Performance Indicator:	1.824	1.094
(Based on the LCS/LCSD Percent Recoveries) Duplicate RPD:	12.87%	42.81%
Duplicate Status vs Numerical Indicator:	N/A	N/A
Duplicate Status vs RPD:	Pass	Fail***
% RPD Limit:	25%	25%

Matrix Spike/Matrix Spike Duplicate Sample Assessment		
Sample I.D.		
Sample MS I.D.		
Sample MSD I.D.		
Sample Matrix Spike Result:		
Matrix Spike Result Counting Uncertainty (pCi/L, g, F):		
Sample Matrix Spike Duplicate Result:		
Matrix Spike Duplicate Result Counting Uncertainty (pCi/L, g, F):		
Duplicate Numerical Performance Indicator:		
(Based on the Percent Recoveries) MS/ MSD Duplicate RPD:		
MS/ MSD Duplicate Status vs Numerical Indicator:		
MS/ MSD Duplicate Status vs RPD:		
% RPD Limit:		

Evaluation of duplicate precision is not applicable if either the sample or duplicate results are below the MDC.

Comments:

~~***Batch must be re-prepped due to unacceptable precision.***~~ N/A

UAM 3/14/22

3/14/22

UAM 3/14/22

August and September 2022

Georgia Power Co. – Plant Yates

Data Review Report

Metals, General Chemistry, and Radium Analyses

SDGs #92623529 and 92623532

Analyses Performed By:
Pace Analytical Services – Asheville, North Carolina
Pace Analytical Services – Peachtree Corners, Georgia
Pace Analytical Services – Greensburg, Pennsylvania

Report #47080R
Review Level: Tier II
Project: 30143622.3

Summary

This Data Review Report summarizes the review of Sample Delivery Groups (SDGs) #92623529 and 92623532 for samples collected in association with the Georgia Power Company – Plant Yates. The review was conducted as a Tier II evaluation and included review of data package completeness. Only analytical data associated with constituents of concern were reviewed for this validation. Field documentation was not included in this review. Included with this assessment are the chain of custody form and a table summarizing the data validation qualifiers. Analyses were performed on the following samples:

Sample ID	Lab ID	Matrix	Sample Collection Date	Parent Sample	Analysis		
					RAD	MET	GEN CHEM
YGWC-49	92623529001 92623532001	Water	8/31/2022		X	X	X
AMA-EB-1	92623529002 92623532002	Water	8/31/2022		X	X	X
AMA-FB-1	92623529003 92623532003	Water	8/31/2022		X	X	X
YAMW-1	92623529004 92623532004	Water	8/31/2022		X	X	X
AMA-DUP-1	92623529005 92623532005	Water	8/31/2022	YAMW-1	X	X	X
PZ-35	92623529006 92623532006	Water	8/31/2022		X	X	X
YGWC-38	92623529007 92623532007	Water	9/1/2022		X	X	X
AMA-DUP-2	92623529008 92623532008	Water	9/1/2022	YGWC-38	X	X	X
YGWC-41	92623529009 92623532009	Water	9/1/2022		X	X	X
YGWC-36A	92623529010 92623532010	Water	9/1/2022		X	X	X
YGWC-42	92623529011 92623532011	Water	9/1/2022		X	X	X
YAMW-3	92623529012 92623532012	Water	9/1/2022		X	X	X

Sample ID	Lab ID	Matrix	Sample Collection Date	Parent Sample	Analysis		
					RAD	MET	GEN CHEM
PZ-37	92623529013 92623532013	Water	9/1/2022		X	X	X
AMA-DUP-3	92623529014 92623532014	Water	9/1/2022	PZ-37	X	X	X
PZ-37D	92623529015 92623532015	Water	9/1/2022		X	X	X
PZ-52D	92623529016 92623532016	Water	9/1/2022		X	X	X
YGWC-23S	92623529017 92623532017	Water	9/1/2022		X	X	X
YAMW-2	92623529018 92623532018	Water	9/1/2022		X	X	X
YGWC-43	92623529019 92623532019	Water	9/1/2022		X	X	X
PZ-51	92623529020 92623532020	Water	9/1/2022		X	X	X
YAMW-4	92623529021 92623532021	Water	9/1/2022		X	X	X
YAMW-5	92623529022 92623532022	Water	9/1/2022		X	X	X
AMA-EB-2	92623529023 92623532023	Water	9/1/2022		X	X	X
AMA-FB-2	92623529024 92623532024	Water	9/1/2022		X	X	X

Notes:

1. Metals and total dissolved solids (TDS) analysis performed by Pace Analytical Services – Peachtree Corners, Georgia.
2. Anions (chloride, fluoride, and sulfate) analysis performed by Pace Analytical Services – Asheville, North Carolina.
3. Radium analysis performed by Pace Analytical Services – Greensburg, Pennsylvania.
4. pH analysis performed as a field measurement.

Analytical Data Package Documentation

The table below evaluates the data package completeness.

Items Reviewed	Reported		Performance Acceptable		Not Required
	No	Yes	No	Yes	
1. Sample receipt condition		X		X	
2. Requested analyses and sample results		X		X	
3. Master tracking list		X		X	
4. Methods of analysis		X		X	
5. Reporting limits		X		X	
6. Sample collection date		X		X	
7. Laboratory sample received date		X		X	
8. Sample preservation verification (as applicable)		X		X	
9. Sample preparation/extraction/analysis dates		X		X	
10. Fully executed chain-of-custody form		X		X	
11. Narrative summary of QA or sample problems provided		X		X	
12. Data package completeness and compliance		X		X	

Note:
QA = quality assurance

Inorganic Analysis Introduction

Analyses were performed according to United States Environmental Protection Agency (USEPA) SW-846 Methods 6010D, 6020B, 7470A, 9315, and 9320; Standard Method (SM) SM4500-H+ B and SM2540C; and USEPA Method 300.0. Data were reviewed in accordance with USEPA Region IV Data Validation Standard Operating Procedures for Contract Laboratory Program Inorganic Data by Inductively Coupled Plasma–Atomic Emission Spectroscopy and Inductively Coupled Plasma–Mass Spectroscopy (September 2011, Rev. 2), USEPA Region IV Data Validation Standard Operating Procedures for Contract Laboratory Program Mercury Data by Cold Vapor Atomic Absorption (September 2011, Rev. 2), and the USEPA National Functional Guidelines for Inorganic Superfund Methods Data Review, EPA 542-R-20-006, November 2020 (with reference to the historical USEPA Contract Laboratory Program National Functional Guidelines for Inorganic Data Review, OSWER 9240.1-45, October 2004, as appropriate).

The data review process is an evaluation of data on a technical basis rather than a determination of contract compliance. As such, the standards against which the data are being weighed may differ from those specified in the analytical method. It is assumed that the data package represents the best efforts of the laboratory and that it was already subjected to adequate and sufficient quality review prior to submission.

During the review process, laboratory qualified and unqualified data are verified against the supporting documentation. Based on this evaluation, qualifier codes may be added, deleted, or modified by the data reviewer. Results are qualified with the following codes in accordance with the USEPA National Functional Guidelines:

- Concentration (C) Qualifiers
  - U The analyte was analyzed for but not detected. The associated value is the analyte instrument detection limit.
  - J The reported value was obtained from a reading less than the reporting limit (RL), but greater than or equal to the method detection limit (MDL).
- Quantitation (Q) Qualifiers
  - E The reported value is estimated due to the presence of interference.
  - N Spiked sample recovery is not within control limits.
  - * Duplicate analysis is not within control limits.
- Validation Qualifiers
  - J The analyte was positively identified; however, the associated numerical value is an estimated concentration only.
  - UJ The analyte was not detected above the reporting limit. However, the reported limit is approximate and may or may not represent the actual limit of detection.
  - UB Analyte considered non-detect at the listed value due to associated blank contamination.
  - R The sample results are rejected.

Two facts should be noted by all data users. First, the “R” flag means that the associated value is unusable. In other words, due to significant quality control (QC) problems, the analysis is invalid and provides no information as to whether the compound is present or not. “R” values should not appear on data tables because they cannot be relied upon, even as a last resort. The second fact to keep in mind is that no compound concentration, even if it has passed all QC tests, is guaranteed to be accurate. Strict QC serves to increase confidence in data but any value potentially contains error.

Metals Analyses

1. Holding Times

The specified holding times for the following methods are presented in the following table.

Method	Matrix	Holding Time	Preservation
SW-846 6010D/6020B	Water	180 days from collection to analysis	Cool to <6°C; preserved to a pH of less than 2 s.u.
SW-846 7470A	Water	28 days from collection to analysis	Cool to <6°C; preserved to a pH of less than 2 s.u.

Note:
s.u. = standard units

All samples were analyzed within the specified holding times.

2. Blank Contamination

Quality assurance (QA) blanks (i.e., method and rinse blanks) are prepared to identify any contamination which may have been introduced into the samples during sample preparation or field activity. Method blanks measure laboratory contamination. Rinse blanks measure contamination of samples during field operations.

A blank action level (BAL) of five times the concentration of a detected compound in an associated blank is calculated for QA blanks containing concentrations greater than the method detection limit (MDL). The BAL is compared to the associated sample results to determine the appropriate qualification of the sample results, if needed.

All compounds associated with the QA blanks exhibited a concentration less than the MDL, with the exception of the compounds listed in the following table. Sample results less than the BAL associated with the following sample locations were qualified as listed in the following table.

Sample Locations	Analytes	Sample Result	Qualification
YAMW-1 AMA-DUP-1	Antimony (EB)	Detected sample results <RL and <BAL	"UB" at the RL
YGWC-49	Boron (EB)		
YGWC-36A YAMW-2	Boron (EB, FB)	Detected sample results >RL and <BAL	"UB" at detected sample result

Notes:
EB = Equipment blank
FB = Field blank
RL = Reporting limit

3. Matrix Spike/Matrix Spike Duplicate (MS/MSD)/Laboratory Duplicate Analysis

MS/MSD and laboratory duplicate data are used to assess the precision and accuracy of the analytical method.

3.1 MS/MSD Analysis

All metal analytes must exhibit a percent recovery within the established acceptance limits of 75% to 125%. The MS recovery control limits do not apply for MS performed on sample locations where the analyte's concentration detected in the parent sample exceeds the MS concentration by a factor of four or greater.

The MS/MSD analysis was performed using sample YAMW-4 in association with SW-846 6010D analysis, however the concentration of calcium in the unspiked sample was greater than four-times the spike concentration. The MS/MSD sample results were not evaluated.

The MS/MSD analysis performed using sample YGWC-49 in association with SW-846 6020B analysis exhibited recoveries within the control limits.

The MS/MSD analysis performed using sample YAMW-3 in association with SW-846 7470A analysis exhibited recoveries within the control limits.

3.2 Laboratory Duplicate Analysis

The laboratory duplicate relative percent difference (RPD) criterion is applied when parent and duplicate sample concentrations are greater than or equal to 5 times the RL. A control limit of 20% for water matrices is applied when the criteria above is true. In the instance when the parent and/or duplicate sample concentrations are less than or equal to 5 times the RL, a control limit of one times the RL is applied for water matrices.

The MS/MSD was performed in replacement of the laboratory duplicate analysis. Sample locations associated with MS/MSD recoveries exhibiting an RPD greater than of the control limit are presented in the following table.

Sample Location	Analytes	MS/MSD RPD
YAMW-3	Mercury	24%

The criteria used to evaluate MS/MSD RPD are presented in the following table. In the case of a MS/MSD RPD deviation, the sample results are qualified. The qualifications are applied to all sample results associated with the sample preparation batch.

Control Limit	Sample Result	Qualification
> 20%	Non-detect	UJ
	Detect	J

4. Field Duplicate Analysis

Field duplicate analysis is used to assess the overall precision of the field sampling procedures and analytical method. A control limit of 35% for water matrices is applied to the RPD between the parent sample and the field duplicate. In the instance when the parent and/or duplicate sample concentrations are less than or equal to 5 times the RL, a control limit of two times the RL is applied for water matrices.

Results for duplicate samples are summarized in the following table.

Sample ID/Duplicate ID	Analyte	Sample Result	Duplicate Result	RPD
YAMW-1 / AMA-DUP-1	Calcium	27.0	27.4	1.5%
	Barium	0.085	0.088	3.5%
	Boron	0.58	0.63	8.3%
	Beryllium	0.00011 J	0.00012 J	AC
	Cadmium	0.00015 J	0.00016 J	
	Cobalt	0.0041 J	0.0044 J	
	Lithium	0.021 J	0.021 J	
	Selenium	0.0041 J	0.0044 J	
YGWC-38 / AMA-DUP-2	Calcium	59.4	59.7	0.5%
	Boron	4.8	5.2	8.0%
	Selenium	0.055	0.054	1.8%
	Barium	0.014	0.015	AC
	Beryllium	0.0022	0.0023	
	Cadmium	0.00094	0.00094	
	Lithium	0.0060 J	0.0062 J	
PZ-37 / AMA-DUP-3	Calcium	99.9	97.8	2.1%
	Boron	9.9	8.8	11.8%
	Selenium	0.17	0.17	0.0%
	Antimony	0.00091 J	0.0030 U	AC
	Barium	0.023	0.023	
	Beryllium	0.0011	0.00092	

Sample ID/Duplicate ID	Analyte	Sample Result	Duplicate Result	RPD
	Cadmium	0.00090	0.00082	
	Cobalt	0.0025 J	0.0018 J	
	Lithium	0.016 J	0.014 J	
	Mercury	0.00019 J	0.00020 U	

Note:
AC = Acceptable

The differences in the results between the parent sample YAMW-1 and field duplicate sample AMA-DUP-1 were acceptable.

The differences in the results between the parent sample YGWC-38 and field duplicate sample AMA-DUP-2 were acceptable.

The differences in the results between the parent sample PZ-37 and field duplicate sample AMA-DUP-3 were acceptable.

5. Laboratory Control Sample (LCS) Analysis

The LCS analysis is used to assess the accuracy of the analytical method independent of matrix interferences. The analytes associated with the LCS analysis must exhibit a percent recovery between the control limits of 80% and 120%.

The LCS analysis exhibited recoveries within the control limits.

6. System Performance and Overall Assessment

Overall system performance was acceptable. Other than for those deviations specifically mentioned in this review, the overall data quality is within the guidelines specified in the method.

Data Validation Checklist for Metals

METALS: SW-846 6010D/6020B/7470A	Reported		Performance Acceptable		Not Required
	No	Yes	No	Yes	
Inductively Coupled Plasma-Atomic Emission Spectrometry (ICP-AES) Inductively Coupled Plasma-Mass Spectrometry (ICP-MS) Atomic Absorption – Manual Cold Vapor (CV)					
Tier II Validation					
Holding Times		X		X	
Reporting limits (units)		X		X	
Blanks					
A. Method Blanks		X		X	
B. Equipment/Field Blanks		X	X		
Laboratory Control Sample (LCS) %R		X		X	
Matrix Spike (MS) %R		X		X	
Matrix Spike Duplicate (MSD) %R		X		X	
MS/MSD Precision (RPD)		X	X		
Laboratory Duplicate (RPD)	X				X
Field Duplicate (RPD)		X		X	

Notes:

%R Percent recovery

RPD Relative percent difference

General Chemistry Analyses

1. Holding Times

The specified holding times for the following methods are presented in the following table.

Method	Matrix	Holding Time	Preservation
pH by SM4500-H+ B	Water	ASAP	Cool to <6°C
Total Dissolved Solids (TDS) by SM2540C	Water	7 days from collection to analysis	Cool to <6°C
Chloride, Fluoride, and Sulfate by USEPA 300.0	Water	28 days from collection to analysis	Cool to <6°C

All samples were analyzed within the specified holding times.

2. Blank Contamination

Quality assurance (QA) blanks (i.e., method and rinse blanks) are prepared to identify any contamination which may have been introduced into the samples during sample preparation or field activity. Method blanks measure laboratory contamination. Rinse blanks measure contamination of samples during field operations.

A blank action level (BAL) of five times the concentration of a detected compound in an associated blank is calculated for QA blanks containing concentrations greater than the method detection limit (MDL). The BAL is compared to the associated sample results to determine the appropriate qualification of the sample results, if needed.

Analytes were not detected above the MDL in the associated blanks; therefore, detected sample results were not associated with blank contamination.

3. Matrix Spike/Matrix Spike Duplicate (MS/MSD)/Laboratory Duplicate Analysis

MS/MSD and laboratory duplicate data are used to assess the precision and accuracy of the analytical method.

3.1 MS/MSD Analysis

All analytes must exhibit a percent recovery within the established acceptance limits of 75% to 125%. The MS/MSD recovery control limits do not apply for MS/MSD performed on sample locations where the analyte's concentration detected in the parent sample exceeds the MS/MSD concentration by a factor of four or greater. In instance where this is true, the data will not be qualified even if the percent recovery does not meet the control limits and the laboratory flag will be removed.

The MS/MSD analysis performed using samples PZ-35, AMA-DUP-3, and AMA-FB-2 in association with anions analysis exhibited recoveries within the control limits.

3.2 Laboratory Duplicate Analysis

The laboratory duplicate relative percent difference (RPD) criterion is applied when parent and duplicate sample concentrations are greater than or equal to 5 times the RL. A control limit of 20% for water matrices is applied when the criteria above is true. In the instance when the parent and/or duplicate sample concentrations are less than or equal to 5 times the RL, a control limit of one times the RL is applied for water matrices.

The laboratory duplicate analysis performed using samples YAMW-1 and PZ-37 in association with TDS analysis exhibited an RPD or difference in the results within the control limit.

MS/MSD analysis was performed in replacement of the laboratory duplicate analysis in association with anions. The MS/MSD recoveries exhibited acceptable RPDs.

4. Field Duplicate Analysis

Field duplicate analysis is used to assess the overall precision of the field sampling procedures and analytical method. A control limit of 35% for water matrices is applied to the RPD between the parent sample and the field duplicate. In the instance when the parent and/or duplicate sample concentrations are less than or equal to 5 times the RL, a control limit of two times the RL is applied for water matrices.

Results for duplicate samples are summarized in the following table.

Sample ID/Duplicate ID	Analyte	Sample Result	Duplicate Result	RPD
YAMW-1 / AMA-DUP-1	TDS	336	328	2.4%
	Chloride	5.3	5.3	0.0%
	Sulfate	173	173	0.0%
	Fluoride	0.10 U	0.10 U	AC
YGWC-38 / AMA-DUP-2	TDS	499	531	6.2%
	Sulfate	282	283	0.4%
	Chloride	4.2	4.2	AC
	Fluoride	0.10 U	0.10 U	
PZ-37 / AMA-DUP-3	TDS	908	838	8.0%
	Sulfate	490	495	1.0%
	Chloride	4.2	3.8	AC
	Fluoride	0.10 U	0.057 J	

Note:
AC = Acceptable

The differences in the results between the parent sample YAMW-1 and field duplicate sample AMA-DUP-1 were acceptable.

The differences in the results between the parent sample YGWC-38 and field duplicate sample AMA-DUP-2 were acceptable.

The differences in the results between the parent sample PZ-37 and field duplicate sample AMA-DUP-3 were acceptable.

5. Laboratory Control Sample (LCS) Analysis

The LCS analysis is used to assess the accuracy of the analytical method independent of matrix interferences. The analytes associated with the LCS analysis must exhibit a percent recovery between the control limits of 80% and 120%.

The LCS analysis exhibited recoveries within the control limits.

6. System Performance and Overall Assessment

Overall system performance was acceptable. Other than for those deviations specifically mentioned in this review, the overall data quality is within the guidelines specified in the method.

Data Validation Checklist for General Chemistry

General Chemistry: SM4500-H+ B, SM2540C, USEPA 300.0	Reported		Performance Acceptable		Not Required
	No	Yes	No	Yes	
Miscellaneous Instrumentation					
Tier II Validation					
Holding Times		X		X	
Reporting limits (units)		X		X	
Blanks					
A. Method Blanks		X		X	
B. Equipment/Field Blanks		X		X	
Laboratory Control Sample (LCS) %R		X		X	
Matrix Spike (MS) %R		X		X	
Matrix Spike Duplicate (MSD) %R		X		X	
MS/MSD Precision (RPD)		X		X	
Laboratory Duplicate (RPD)		X		X	
Field Duplicate (RPD)		X		X	

Notes:

%R Percent recovery

RPD Relative percent difference

Radiological Analyses

1. Holding Times

The specified holding times for the following methods are presented in the following table.

Method	Matrix	Holding Time	Preservation
Radium-226 by SW-846 9315	Water	180 days from collection to analysis	Preserved to a pH of less than 2 s.u.
Radium-228 by SW-846 9320	Water	180 days from collection to analysis	Preserved to a pH of less than 2 s.u.

Note:
s.u. = standard units

All samples were analyzed within the specified holding times.

2. Blank Contamination

Quality assurance (QA) blanks (i.e., method and field/rinse blanks) are prepared to identify any contamination which may have been introduced into the samples during sample preparation or field activity. Method blanks measure laboratory contamination. Field/rinse blanks measure contamination of samples during field operations.

Blank results should be verified to be accurately reported and that tolerance limits (±2 sigma or standard deviation) were not exceeded; and blank results verified to be less than the minimum detectable concentration (MDC).

For blanks to be considered not applicable, verify net blank results are less than the associated uncertainty by evaluating the blank results based on the following three criteria. If either of these criteria is true, the blank is considered not suspect of contamination (or non-detect).

1. Is the blank result less than the uncertainty and less than the MDC?
2. Does the blank have an uncertainty greater than the result (or indistinguishable from background) or does the blank result fall between its uncertainty and its MDC?

If the blank QC results fall outside the appropriate tolerance limits or if the net blank results are not less than the associated uncertainty, the following equation for normalized absolute difference (NAD) should be used in determining the effect of possible blank contamination on the sample results:

$$Normalized\ \ absolute\ difference_{\ MethodBlank} = \frac{|\ Sample\ -\ Blank\ |}{\sqrt{(U_{Sample}\ )^2 + (U_{Blank}\ )^2}}$$

Where:

U_{Sample} = uncertainty of the sample

U_{Blank} = uncertainty of the blank

Sample = concentration of isotope in sample

Blank = concentration of isotope in blank

Normalized Absolute Difference	Qualification
> 2.58	None
1.96 > x < 2.58	J
x < 1.96	J*

Note:
* = Minimally the result should be qualified as estimated, J; however, if other quality indicators are deficient the validator may determine the result should be qualified as rejected, R

Radium-226 was detected in the method blank, however, the activity was measured as less than the uncertainty and MDC. Hence, the blank results are considered non-detect and no qualification of the results was required.

Radium-228 was detected in the method blank (batch 53087) at an activity greater than the uncertainty and MDC. No qualifiers were assigned to the Radium-228 results in samples YGWC-49, AMA-EB-1, AMA-FB-1, YAMW-1, AMA-DUP-1, PZ-35, YGWC-38, AMA-DUP-2, YGWC-41, YGWC-36A, YGWC-42, YAMW-3, PZ-37, AMA-DUP-3, PZ-37D, PZ-52D, YGWC-23S, YAMW-2, and YGWC-43 since the activities were less than the MDC.

3. Matrix Spike (MS)/Laboratory Duplicate Analysis

MS and laboratory duplicate data are used to assess the precision and accuracy of the analytical method.

3.1 MS Analysis

MS samples are not typically analyzed for gamma spectral content due to the inability of the laboratory to homogenize spike material with the sample.

If performed, the spike analysis must exhibit a percent recovery within the control limits of 70% to 130%. The MS recovery control limits do not apply for MS performed on sample locations where the analyte's concentration detected in the parent sample exceeds the MS concentration by a factor of four or greater. In instance where this is true, the data will not be qualified even if the percent recovery does not meet the control limits.

In the event the recovery is outside of this limit, a numerical indicator to make assessments is calculated, with a limit of < ±3 sigma for either.

The numerical performance indicator for a matrix spike sample is calculated by:

$$Z_{MS} = \frac{x - x_0 - c}{\sqrt{u^2(x) + u^2(x_0) + u^2(c)}}$$

Where:

x = measured concentration of the spiked sample.

x_0 = measured concentration of the unspiked sample.

c = spike concentration added.

$u^2(x)$, $u^2(x0)$, $u^2(c)$ = the squares of the respective standard uncertainties of these values.

MS performance for all matrices is acceptable when the numerical performance indicator calculation yields a value between ±3 sigma. Warning limits have been established as ±2 sigma.

MS analysis was not performed using a sample from this SDG.

3.2 Laboratory Duplicate Analysis

Duplicate analyses are indicators of laboratory precision based on each sample matrix. For replicate analysis results to be considered in agreement the duplicate error ratio (DER) must be less than 2.13. In the event the DER is outside of the limit of 2.13, a numerical indicator to make assessments is calculated, with a limit of ±3 sigma or standard deviation.

The numerical performance indicator for laboratory duplicates is calculated by:

$$Z_{Dup} = \frac{x_1 - x_2}{\sqrt{u^2(x_1) + u^2(x_2)}}$$

Where:

x_1, x_2 = two measured activity concentrations.

$u^2(x_1)$, $u^2(x_2)$ = the combined standard uncertainty of each measurement squared.

Duplicate sample performance is acceptable when the numerical performance indicator calculation yields a value between ±3 sigma. Warning limits have been established as ±2 sigma.

The laboratory duplicate analysis performed on sample location YGWA-49 in association with SW-846 9320 analysis exhibited acceptable difference between the results.

4. Field Duplicate Analysis

Field duplicate analysis is used to assess the overall precision of the field sampling procedures and analytical method. There are no specific review criteria for radiological field replicate analyses comparability. The degree of agreement between these replicates is to be used in conjunction with all of the remaining quality control results as an aid in the decision as to the overall quality of the data. Data are not to be qualified due to field replicates alone. To determine the level of agreement between the replicates, the following guidelines have been established:

Data should be considered in agreement if results are within a factor of four of each other. Data between a factor of four and five of each other should be considered as a minor discrepancy and data greater than a factor of five should be considered a major discrepancy.

The field duplicate sample results are summarized in the following table.

Sample ID/Duplicate ID	Analyte	Sample Result	Duplicate Result	RPD
YAMW-1 / AMA-DUP-1	Radium-226	0.132 ± 0.107	0.136 ± 0.124	AC
	Radium-228	0.181 ± 0.366	-0.132 ± 0.296	
	Total Radium	0.313 ± 0.473	0.136 ± 0.420	
YGWC-38 / AMA-DUP-2	Radium-226	0.175 ± 0.120	0.199 ± 0.124	AC
	Radium-228	0.345 ± 0.357	0.722 ± 0.412	
	Total Radium	0.520 ± 0.477	0.921 ± 0.536	
PZ-37 / AMA-DUP-3	Radium-226	0.463 ± 0.180	0.168 ± 0.123	AC
	Radium-228	-0.379 ± 0.439	0.698 ± 0.480	
	Total Radium	0.463 ± 0.619	0.866 ± 0.603	

Note:
AC = Acceptable

The differences in the results between the parent sample YAMW-1 and field duplicate sample AMA-DUP-1 were acceptable.

The differences in the results between the parent sample YGWC-38 and field duplicate sample AMA-DUP-2 were acceptable.

The differences in the results between the parent sample PZ-37 and field duplicate sample AMA-DUP-3 were acceptable.

5. Tracer or Carrier

Tracers and carriers are used in radiological separation methods to provide evaluation of chemical separation. Chemical yield is evaluated through the recovery of chemical species spiked into samples. Yield is evaluated radiometrically with a tracer and gravimetrically with a carrier. A control limit of 30% to 110% is applied to each sample spiked with either a carrier and/or a tracer.

The tracer and carrier analyses exhibited recoveries within the control limits.

6. Laboratory Control Sample/Laboratory Control Sample Duplicate (LCS/LCSD) Analysis

The LCS/LCSD analysis is used to assess the precision and accuracy of the analytical method independent of matrix interferences. The analytes associated with the LCS/LCSD analysis must exhibit a percent recovery between the control limits of 60% to 135%. In the event the recovery is outside of this limit, a numerical indicator to make assessments is calculated, with a limit of +/- 3 sigma.

The numerical performance indicator for a laboratory control sample is calculated by:

$$Z_{LCS} = \frac{x - c}{\sqrt{u^2(x) + u^2(c)}}$$

Where:

x = Analytical result of the LCS

c = Known concentration of the LCS

$u^2(x)$ = combined standard uncertainty of the result squared.

$u^2(c)$ = combined standard uncertainty of the LCS value squared.

LCS performance is acceptable when the numerical performance indicator calculation yields a value between ±3 sigma. Warning limits have been established as ±2 sigma.

The LCS/LCSD analysis exhibited recoveries within the control limits.

7. Isotope Identification

For sample results to be considered “non-detect”, evaluate data based on the following two criteria. If either one of these criteria is true, the sample result is considered “non-detect”.

1. Sample result is less than the uncertainty and less than the MDC/MDA; or
2. Sample has an uncertainty greater than the result (or indistinguishable from background) or result falls between its uncertainty and its MDC/MDA.

Based on the above criteria sample results should be considered non-detect as follows:

- PZ-37D, YGWC-43 – Radium-228
- AMA-DUP-2, YAMW-3, PZ-37, PZ-52D, YAMW-2, PZ-51, YAMW-5 – Radium-228 and total Radium
- YGWC-49, AMA-EB-1, AMA-FB-1, YAMW-1, AMA-DUP-1, PZ-35, YGWC-38, YGWC-41, YGWC-36A, YGWC-42, AMA-DUP-3, YGWC-23S, YAMW-4, AMA-EB-2, AMA-FB-2 – Radium-226, Radium-228, and total Radium

8. System Performance and Overall Assessment

Overall system performance was acceptable. Other than for those deviations specifically mentioned in this review, the overall data quality is within the guidelines specified in the method.

Data Validation Checklist for Radiologicals

Radiologicals: SW-846 9315/9320	Reported		Performance Acceptable		Not Required
	No	Yes	No	Yes	
Miscellaneous Instrumentation					
Tier II Validation					
Holding Times		X		X	
Activity, +/- uncertainty, MDC/MDA		X		X	
Blanks					
A. Method Blanks		X		X	
B. Equipment/Field Blanks		X		X	
Carrier (Surrogate) %R		X		X	
Tracer (Surrogate) %R		X		X	
Laboratory Control Sample (LCS) %R		X		X	
Laboratory Control Sample Duplicate (LCSD) %R		X		X	
LCS/LCSD Precision (RPD)		X		X	
Matrix Spike (MS) %R	X				X
Matrix Spike Duplicate (MSD) %R	X				X
MS/MSD Precision (RPD)	X				X
Laboratory Duplicate (RPD)		X		X	
Field Duplicate (RPD)		X		X	

Notes:
%R Percent recovery
RPD Relative percent difference

VALIDATION PERFORMED BY: Jennifer Singer

SIGNATURE:

DATE: November 9, 2022

PEER REVIEW: Dennis Capria

DATE: November 9, 2022

Chain of Custody / Data Qualifier Summary Table

CHAIN-OF-CUSTODY / Analytical Request Document

The Chain-of-Custody is a LEGAL DOCUMENT. All relevant fields must be completed accurately.

Page: 1 of 2

Section A
Required Client Information:

Company:	GA Power
Address:	Atlanta, GA
Email To:	[illegible]@southernco.com
Phone:	470.620.6176 Fax:
Requested Due Date:	

Section B
Required Project Information:

Report To:	SCS Contacts
Copy To:	Arcadis Contacts
Purchase Order #:	
Project Name:	Plant Yates AMA-RS
Project Number:	

Section C
Invoice Information:

Attention:	Southern Co.
Company Name:	
Address:	
Pace Quote:	
Pace Project Manager:	Nicole D'Oleo
Pace Profile #:	10840

Regulatory Agency: | State / Location: | Georgia

ITEM #	SAMPLE ID (One Character per Box. (A-Z, 0-9 / , -) Sample Ids must be unique)	MATRIX CODE (see valid codes to left)	SAMPLE TYPE (G=GRAB)	COLLECTED START DATE	COLLECTED START TIME	COLLECTED END DATE	COLLECTED END TIME	SAMPLE TEMP AT COLLECTION	# OF CONTAINERS	Unpreserved	H2SO4	HNO3	HCl	NaOH	Na2S2O3	Methanol	Other	App IV/IV Metals	Cl, F, SO4	TDS (2540C)	RAD 9315/9320	Residual Chlorine (Y/N)	3532
1	YGWC-23S	WG	G			–	–		5	2		3						X	X	X	X		pH:
2	YAMW-1	WG	G			–	–		5	2		3						X	X	X	X		pH:
3	AMA-DUP-1	WG	G			–	–		5	2		3						X	X	X	X		pH:
4	YGWC-36A	WG	G			–	–		5	2		3						X	X	X	X		pH:
5	YGWC-49	WG	G	8/3	1700	–	–		5	2		3						X	X	X	X		pH: 5.34
6	YGWC-38	WG	G			–	–		5	2		3						X	X	X	X		pH:
7	AMA-DUP-2	WG	G			–	–		5	2		3						X	X	X	X		pH:
8	YGWC-41	WG	G			–	–		5	2		3						X	X	X	X		pH:
9	YGWC-42	WG	G			–	–		5	2		3						X	X	X	X		pH:
10	YGWC-43	WG	G			–	–		5	2		3						X	X	X	X		pH:
11	YAMW-2	WG	G			–	–		5	2		3						X	X	X	X		pH:
12	YAMW-3	WG	G			–	–		5	2		3						X	X	X	X		pH:

ADDITIONAL COMMENTS	RELINQUISHED BY / AFFILIATION	DATE	TIME	ACCEPTED BY / AFFILIATION	DATE	TIME	SAMPLE CONDITIONS
Anions Suite 300.0 (Cl, F, Sulfate)	[signature] Arcadis	9/1/22	0800	[signature] / Ars	9/1/22	0800	
App III Metals: Boron 6020B, Ca 6010D	[signature] / Ars	9/1/22		Ryan Williams / Pace	9/1/22	0905	
App IV: Metals 6020B: Antimony (Sb), Arsenic (As), Barium (Ba), Beryllium (Be), Cadmium (Cd), Chromium (Cr), Cobalt (Co), Lead (Pb), Lithium (Li), Molybdenum (Mo), Selenium (Se) 7040A: Mercury (Hg)	Ryan Williams / Pace	9/1/22	1053	[signature]	9/1/22	1052	

SAMPLER NAME AND SIGNATURE

PRINT Name of SAMPLER: Jake Swanson

SIGNATURE of SAMPLER: [signature] DATE Signed: 9/1/22

TEMP in C | Received on Ice (Y/N) | Custody Sealed Cooler (Y/N) | Samples Intact (Y/N)

CHAIN-OF-CUSTODY / Analytical Request Document

The Chain-of-Custody is a LEGAL DOCUMENT. All relevant fields must be completed accurately.

Page: 2 of 2

Section A Required Client Information:		Section B Required Project Information:		Section C Invoice Information:	
Company:	GA Power	Report To:	SCS Contacts	Attention:	Southern Co.
Address:	Atlanta, GA	Copy To:	Arcadis Contacts	Company Name:	
				Address:	
Email To:	laucoher@southernco.com	Purchase Order #:		Pace Quote:	
Phone:	470.620.6176 Fax	Project Name:	Plant Yates AMA-R6	Pace Project Manager:	
Requested Due Date:		Project Number:		Pace Profile #:	10840

Requisitioning Agency: | Sampling Location: Georgia

ITEM #	SAMPLE ID (One Character per box. (A-Z, 0-9 / , -) Sample Ids must be unique)	MATRIX CODE (see valid codes to left)	SAMPLE TYPE (G=GRAB C=COMP)	COLLECTED START DATE	COLLECTED START TIME	COLLECTED END DATE	COLLECTED END TIME	SAMPLE TEMP AT COLLECTION	# OF CONTAINERS	Unpreserved	H2SO4	HNO3	HCl	NaOH	Na2S2O3	Methanol	Other	Requested Analysis Filtered (Y/N)	App III/IV Metals	Cl, F, SO4	TDS (2540C)	RAD 9315/9320	Residual Chlorine (Y/N)	
1	YAMW-4	WG	G			-	-		5	2		3							X	X	X	X		pH:
2	YAMW-5	WG	G			-	-		5	2		3							X	X	X	X		pH:
3	PZ-37	WG	G			-	-		5	2		3							X	X	X	X		pH:
4	AMA-DUP-3	WG	G			-	-		5	2		3							X	X	X	X		pH:
5	PZ-37D	WG	G			-	-		5	2		3							X	X	X	X		pH:
6	PZ-51	WG	G			-	-		5	2		3							X	X	X	X		pH:
7	PZ-52D	WG	G			-	-		5	2		3							X	X	X	X		pH:
8	PZ-35	WG	G			-	-		5	2		3							X	X	X	X		pH:
9	AMA-EB-1	WG	G	8/31	1800	-	-		5	2		3							X	X	X	X		pH:
10	AMA-EB-2	WG	G			-	-		5	2		3							X	X	X	X		pH:
11	AMA-FB-1	WG	G	8/31	1750	-	-		5	2		3							X	X	X	X		pH:
12	AMA-FB-2	WG	G			-	-		5	2		3							X	X	X	X		pH:

ADDITIONAL COMMENTS	RELINQUISHED BY / AFFILIATION	DATE	TIME	ACCEPTED BY / AFFILIATION	DATE	TIME	SAMPLE CONDITIONS
Anions Suite 300.0 (Cl, F, Sulfate)	[signature] /Arcadis	9/1/22	0800	[signature]	9/1/22	0800	
App III Metals: Boron 6020B, Ca 6010D	[signature] /Pace	9/1/22	0800	Ryan Williams /Pace	9/1/22	0905	
App IV: Metals 6020B: Antimony (Sb), Arsenic (As), Barium (Ba), Beryllium (Be), Cadmium (Cd), Chromium (Cr), Cobalt (Co), Lead (Pb), Lithium (Li), Molybdenum (Mo), Selenium (Se) 7040A: Mercury (Hg)	Ryan Williams /Pace	9/1/22	1056	[signature]	9/1/22	1056	

SAMPLER NAME AND SIGNATURE

PRINT Name of SAMPLER: Jake Swanson

SIGNATURE of SAMPLER: [signature] DATE Signed: 9/1/22

TEMP in C | Received on Ice (Y/N) | Custody Sealed Cooler (Y/N) | Samples Intact (Y/N)

CHAIN-OF-CUSTODY / Analytical Request Document

The Chain-of-Custody is a LEGAL DOCUMENT. All relevant fields must be completed accurately.

Page : 1 Of 1

Section A — Required Client Information:

Company:	GA Power
Address:	Atlanta, GA
Email To:	lsucoker@southernco.com
Phone:	470.620.8176 Fax:
Requested Due Date:	

Section B — Required Project Information:

Report To:	SCS Contacts
Copy To:	Arcadia Contacts
Purchase Order #:	
Project Name:	Plant Yates AMA-R6
Project Number:	

Section C — Invoice Information:

Attention:	Southern Co.
Company Name:	
Address:	
Pace Quote:	
Pace Project Manager:	Nicole D'Oleo
Pace Profile #:	10840

Signature of Applicant:

State / Location: Georgia

ITEM #	SAMPLE ID (One Character per box. (A-Z, 0-9 / , -) Sample Ids must be unique)	MATRIX CODE (Drinking Water DW, Water WT, Waste Water WW, Product P, Soil/Solid SL, Oil OL, Wipe WP, Air AR, Other OT, Tissue TS)	SAMPLE TYPE (G=GRAB C=COMP)	COLLECTED START DATE	COLLECTED START TIME	COLLECTED END DATE	COLLECTED END TIME	SAMPLE TEMP AT COLLECTION	# OF CONTAINERS	Preservatives: Unpreserved	H2SO4	HNO3	HCl	NaOH	Na2S2O3	Methanol	Other	App III/IV Metals	Cl, F, SO4	TDS (2540C)	RAD 9315/9320	Residual Chlorine (Y/N)	
1	YGWC-23S	WG	G			–	–		5	2		3						X	X	X	X		pH:
2	YAMW-1	WG	G	8/3/22	~~1750~~	←	1750		5	2		3						X	X	X	X		pH: 5.64
3	AMA-DUP-1	WG	G	8/3/22	1750	–	–		5	2		3						X	X	X	X		pH: 5.64
4	YGWC-36A	WG	G			–	–		5	2		3						X	X	X	X		pH:
5	YGWC-49	WG	G			–	–		5	2		3						X	X	X	X		pH:
6	YGWC-38	WG	G			–	–		5	2		3						X	X	X	X		pH:
7	AMA-DUP-2	WG	G			–	–		5	2		3						X	X	X	X		pH:
8	YGWC-41	WG	G			–	–		5	2		3						X	X	X	X		pH:
9	YGWC-42	WG	G			–	–		5	2		3						X	X	X	X		pH:
10	YGWC-43	WG	G			–	–		5	2		3						X	X	X	X		pH:
11	YAMW-2	WG	G			–	–		5	2		3						X	X	X	X		pH:
12	YAMW-3	WG	G			–	–		5	2		3						X	X	X	X		pH:

ADDITIONAL COMMENTS	RELINQUISHED BY / AFFILIATION	DATE	TIME	ACCEPTED BY / AFFILIATION	DATE	TIME	SAMPLE CONDITIONS
Anions Suite 300.0 (Cl, F, Sulfate)	[signature] /Arcadia	9/1/22	0830	[signature]	9/1/22	0830	
App III Metals: Boron 6020B, Ca 6010D	[signature] Ars	9/1/22		Ryan Williams / Pace	9/1/22	0905	
App IV: Metals 6020B: Antimony (Sb), Arsenic (As), Barium (Ba), Beryllium (Be), Cadmium (Cd), Chromium (Cr), Cobalt (Co), Lead (Pb), Lithium (Li), Molybdenum (Mo), Selenium (Se) 7040A: Mercury (Hg)	Ryan Williams / Pace	9/1/22	1055	[signature]	9/1/22	1055	

SAMPLER NAME AND SIGNATURE

PRINT Name of SAMPLER: David Prouts

SIGNATURE of SAMPLER: [signature] DATE Signed: 8/3/22

TEMP in C | Received on Ice (Y/N) | Custody Sealed Cooler (Y/N) | Samples Intact (Y/N)

CHAIN-OF-CUSTODY / Analytical Request Document

The Chain-of-Custody is a LEGAL DOCUMENT. All relevant fields must be completed accurately.

Page: 1 Of 1

Section A — Required Client Information:

Company:	GA Power
Address:	Atlanta, GA
Email To:	laucolser@southernco.com
Phone:	470.620.6176
Fax:	
Requested Due Date:	

Section B — Required Project Information:

Report To:	SCS Contacts
Copy To:	Arcadis Contacts
Purchase Order #:	
Project Name:	Plant Yates AMA-RS
Project Number:	

Section C — Invoice Information:

Attention:	Southern Co.
Company Name:	
Address:	
Pace Quote:	
Pace Project Manager:	
Pace Profile #:	10840

Regulatory Agency: Site / Location: Georgia

ITEM #	SAMPLE ID (One Character per box. (A-Z, 0-9 / , -) Sample Ids must be unique)	MATRIX CODE (see valid codes to left)	SAMPLE TYPE (G=GRAB C=COMP)	COLLECTED START DATE	COLLECTED START TIME	COLLECTED END DATE	COLLECTED END TIME	SAMPLE TEMP AT COLLECTION	# OF CONTAINERS	Unpreserved	H2SO4	HNO3	HCl	NaOH	Na2S2O3	Methanol	Other	Analysis Test	App IIIrtV Metals	Cl, F, SO4	TDS (2540C)	RAD 9315/9320	Residual Chlorine (Y/N)	
1	YAMW-4	WG	G			–	–		5	2		3							X	X	X	X		pH:
2	YAMW-5	WG	G			–	–		5	2		3							X	X	X	X		pH:
3	PZ-37	WG	G			–	–		5	2		3							X	X	X	X		pH:
4	AMA-DUP-3	WG	G			–	–		5	2		3							X	X	X	X		pH:
5	PZ-37D	WG	G			–	–		5	2		3							X	X	X	X		pH:
6	PZ-51	WG	G			–	–		5	2		3							X	X	X	X		pH:
7	PZ-52D	WG	G			–	–		5	2		3							X	X	X	X		pH:
8	PZ-35	WG	G	8/31	1732	–	–		5	2		3							X	X	X	X		pH: 5.28
9	AMA-EB-1	WG	G			–	–		5	2		3							X	X	X	X		pH:
10	AMA-EB-2	WG	G			–	–		5	2		3							X	X	X	X		pH:
11	AMA-FB-1	WG	G			–	–		5	2		3							X	X	X	X		pH:
12	AMA-FB-2	WG	G			–	–		5	2		3							X	X	X	X		pH:

ADDITIONAL COMMENTS	RELINQUISHED BY / AFFILIATION	DATE	TIME	ACCEPTED BY / AFFILIATION	DATE	TIME	SAMPLE CONDITIONS
Anions Suite 300.0 (Cl, F, Sulfate)	Jessica Ware	9/1/22	0800	[signature]	9/1/22	0800	
App III Metals: Boron 6020B, Ca 6010D	[signature]			Ryan Williams / Pace	9/1/22	0805	
App IV: Metals 6020B: Antimony (Sb), Arsenic (As), Barium (Ba), Beryllium (Be), Cadmium (Cd), Chromium (Cr), Cobalt (Co), Lead (Pb), Lithium (Li), Molybdenum (Mo), Selenium (Se) 7040A: Mercury (Hg)	Ryan Williams / Pace	9/1/22	1053	[signature]	9/1/22	1053	

SAMPLER NAME AND SIGNATURE

PRINT Name of SAMPLER: Jessica Ware

SIGNATURE of SAMPLER: Jessica Ware

DATE Signed: 9/1/22

TEMP in C | Received on Ice (Y/N) | Custody Sealed Cooler (Y/N) | Samples Intact (Y/N)

CHAIN-OF-CUSTODY / Analytical Request Document

The Chain-of-Custody is a LEGAL DOCUMENT. All relevant fields must be completed accurately.

Page : 1 Of 2

Section A Required Client Information:		Section B Required Project Information:		Section C Invoice Information:	
Company:	GA Power	Report To:	SCS Contacts	Attention:	Southern Co.
Address:	Atlanta, GA	Copy To:	Arcadis Contacts	Company Name:	
				Address:	
Email To:	laucoker@southernco.com	Purchase Order #:		Pace Quote:	
Phone:	470.620.6176 Fax:	Project Name:	Plant Yates AMA-R6	Pace Project Manager:	Nicole D'Oleo
Requested Due Date:		Project Number:		Pace Profile #:	10840

Regulatory Agency

State / Location

Georgia

MATRIX CODE (see valid codes to left): Drinking Water DW; Water WT; Waste Water WW; Product P; Soil/Solid SL; Oil OL; Wipe WP; Air AR; Other OT; Tissue TS

SAMPLE ID: One Character per box. (A-Z, 0-9 / , -) Sample Ids must be unique

Requested Analysis Filtered (Y/N)

ITEM #	SAMPLE ID	MATRIX CODE	SAMPLE TYPE (G=GRAB C=COMP)	COLLECTED START DATE	COLLECTED START TIME	COLLECTED END DATE	COLLECTED END TIME	SAMPLE TEMP AT COLLECTION	# OF CONTAINERS	Preservatives: Unpreserved	H2SO4	HNO3	HCl	NaOH	Na2S2O3	Methanol	Other	Analyses Test Y/N	App III/IV Metals	Cl, F, SO4	TDS (2540C)	RAD 9315/9320	Residual Chlorine (Y/N)	
1	YGWC-23S	WG	G	9/1/22		–	–		5	2		3							X	X	X	X		pH:
2	YAMW-1	WG	G			–	–		5	2		3							X	X	X	X		pH:
3	AMA-DUP-1	WG	G			–	–		5	2		3							X	X	X	X		pH:
4	YGWC-36A	WG	G			–	–		5	2		3							X	X	X	X		pH:
5	YGWC-49	WG	G			–	–		5	2		3							X	X	X	X		pH:
6	YGWC-38	WG	G	9/1/22	1500	–	–		5	2		3							X	X	X	X		pH: 4.91
7	AMA-DUP-2	WG	G	9/1/22	–	–	–		5	2		3							X	X	X	X		pH:
8	YGWC-41	WG	G	9/1/22	1240	–	–		5	2		3							X	X	X	X		pH: 4.73
9	YGWC-42	WG	G			–	–		5	2		3							X	X	X	X		pH:
10	YGWC-43	WG	G			–	–		5	2		3							X	X	X	X		pH:
11	YAMW-2	WG	G			–	–		5	2		3							X	X	X	X		pH:
12	YAMW-3	WG	G			–	–		5	2		3							X	X	X	X		pH:

ADDITIONAL COMMENTS	RELINQUISHED BY / AFFILIATION	DATE	TIME	ACCEPTED BY / AFFILIATION	DATE	TIME	SAMPLE CONDITIONS
Anions Suite 300.0 (Cl, F, Sulfate)	[signature] /Arcadis	9/1/22	1900	[signature]	9/1/22	1900	
App III Metals: Boron 6020B, Ca 6010D	[signature]	9/2/22	0915	[signature]	9/2/22	09:15	
App IV: Metals 6020B: Antimony (Sb), Arsenic (As), Barium (Ba), Beryllium (Be), Cadmium (Cd), Chromium (Cr), Cobalt (Co), Lead (Pb), Lithium (Li), Molybdenum (Mo), Selenium (Se) 7040A: Mercury (Hg)							

SAMPLER NAME AND SIGNATURE

PRINT Name of SAMPLER: Mark Chest

SIGNATURE of SAMPLER: [signature] DATE Signed: 9/1/22

TEMP in C | Received on Ice (Y/N) | Custody Sealed Cooler (Y/N) | Samples Intact (Y/N)

CHAIN-OF-CUSTODY / Analytical Request Document

The Chain-of-Custody is a LEGAL DOCUMENT. All relevant fields must be completed accurately.

Page : Of

Section A Required Client Information:		Section B Required Project Information:		Section C Invoice Information:		
Company:	GA Power	Report To:	SCS Contacts	Attention:	Southern Co.	
Address:	Atlanta, GA	Copy To:	Arcadis Contacts	Company Name:		Regulatory Agency
				Address:		
Email To:	faucoker@southernco.com	Purchase Order #:		Pace Quote:		
Phone:	470.620.6176 Fax	Project Name:	Plant Yates AMA-R5	Pace Project Manager:	Nicole D'Oleo	State / Location
Requested Due Date:		Project Number:		Pace Profile #:	10840	Georgia

SAMPLE ID
One Character per box.
(A-Z, 0-9 / , -)
Sample Ids must be unique

MATRIX CODE: Drinking Water DW; Water WT; Waste Water WW; Product P; Soil/Solid SL; Oil OL; Wipe WP; Air AR; Other OT; Tissue TS

ITEM #	SAMPLE ID	MATRIX CODE (Table valid codes to left)	SAMPLE TYPE (G=GRAB C=COMP)	COLLECTED START DATE	COLLECTED START TIME	COLLECTED END DATE	COLLECTED END TIME	SAMPLE TEMP AT COLLECTION	# OF CONTAINERS	Preservatives: Unpreserved	H2SO4	HNO3	HCl	NaOH	Na2S2O3	Methanol	Other	Analyses Test Y/N	App III/IV Metals	Cl, F, SO4	TDS (2540C)	RAD 9315/9320	Residual Chlorine (Y/N)	
1	YGWC-23S	WG	G			--	--		5	2		3							X	X	X	X		pH:
2	YAMW-1	WG	G			--	--		5	2		3							X	X	X	X		pH:
3	AMA-DUP-1	WG	G			--	--		5	2		3							X	X	X	X		pH:
4	YGWC-36A	WG	G	9/1		--	--		5	2		3							X	X	X	X		pH: 5.18
5	YGWC-49	WG	G			--	--		5	2		3							X	X	X	X		pH:
6	YGWC-38	WG	G			--	--		5	2		3							X	X	X	X		pH:
7	AMA-DUP-2	WG	G			--	--		5	2		3							X	X	X	X		pH:
8	YGWC-41	WG	G			--	--		5	2		3							X	X	X	X		pH:
9	YGWC-42	WG	G	9/1		--	--		5	2		3							X	X	X	X		pH: 5.49
10	YGWC-43	WG	G			--	--		5	2		3							X	X	X	X		pH:
11	YAMW-2	WG	G			--	--		5	2		3							X	X	X	X		pH:
12	YAMW-3	WG	G	9/1		--	--		5	2		3							X	X	X	X		pH: 5.93

ADDITIONAL COMMENTS	RELINQUISHED BY / AFFILIATION	DATE	TIME	ACCEPTED BY / AFFILIATION	DATE	TIME	SAMPLE CONDITIONS
Anions Suite 300.0 (Cl, F, Sulfate)	/Arcadis	9/2/22	0915		09/2	04:15	
App III Metals: Boron 6020B, Ca 6010D							
App IV: Metals 6020B: Antimony (Sb), Arsenic (As), Barium (Ba), Beryllium (Be), Cadmium (Cd), Chromium (Cr), Cobalt (Co), Lead (Pb), Lithium (Li), Molybdenum (Mo), Selenium (Se) 7040A: Mercury (Hg)							

SAMPLER NAME AND SIGNATURE			TEMP in C	Received on Ice (Y/N)	Custody Sealed Cooler (Y/N)	Samples Intact (Y/N)
PRINT Name of SAMPLER:	Jake Swanson					
SIGNATURE of SAMPLER:		DATE Signed: 9/1/22				

CHAIN-OF-CUSTODY / Analytical Request Document

The Chain-of-Custody is a LEGAL DOCUMENT. All relevant fields must be completed accurately.

Page : Of

Section A Required Client Information:		Section B Required Project Information:		Section C Invoice Information:	
Company:	GA Power	Report To:	SCS Contacts	Attention:	Southern Co.
Address:	Atlanta, GA	Copy To:	Arcadis Contacts	Company Name:	
				Address:	
Email To:	jaucoker@southernco.com	Purchase Order #:		Pace Quote:	
Phone:	470.620.6176 Fax	Project Name:	Plant Yates AMA-R6	Pace Project Manager:	
Requested Due Date:		Project Number:		Pace Profile #:	10840

Regulatory Agency

State / Location: Georgia

ITEM #	SAMPLE ID (One Character per box. (A-Z, 0-9 / , -) Sample Ids must be unique)	MATRIX CODE (see valid codes to left)	SAMPLE TYPE (G=GRAB C=COMP)	COLLECTED START DATE	COLLECTED START TIME	COLLECTED END DATE	COLLECTED END TIME	SAMPLE TEMP AT COLLECTION	# OF CONTAINERS	Preservatives: Unpreserved	H2SO4	HNO3	HCl	NaOH	Na2S2O3	Methanol	Other	Analyses Test Y/N	App III/IV Metals	Cl, F, SO4	TDS (2540C)	RAD 9315/9320	Residual Chlorine (Y/N)	
1	YAMW-4	WG	G			--	--		5	2		3						X	X	X	X			pH:
2	YAMW-5	WG	G			--	--		5	2		3						X	X	X	X			pH:
3	PZ-37	WG	G	9/1	1300	--	--		5	2		3						X	X	X	X			pH: 4.98
4	AMA-DUP-3	WG	G	9/1	—	--	--		5	2		3						X	X	X	X			pH: —
5	PZ-37D	WG	G	9/1	1122	--	--		5	2		3						X	X	X	X			pH: 8.06
6	PZ-51	WG	G			--	--		5	2		3						X	X	X	X			pH:
7	PZ-52D	WG	G	9/1	1447	--	--		5	2		3						X	X	X	X			pH: 6.20
8	PZ-35	WG	G			--	--		5	2		3						X	X	X	X			pH:
9	AMA-EB-1	WG	G			--	--		5	2		3						X	X	X	X			pH:
10	AMA-EB-2	WG	G			--	--		5	2		3						X	X	X	X			pH:
11	AMA-FB-1	WG	G			--	--		5	2		3						X	X	X	X			pH:
12	AMA-FB-2	WG	G			--	--		5	2		3						X	X	X	X			pH:

Requested Analysis Filtered (Y/N)

MATRIX CODE: Drinking Water DW; Water WT; Waste Water WW; Product P; Soil/Solid SL; Oil OL; Wipe WP; Air AR; Other OT; Tissue TS

ADDITIONAL COMMENTS	RELINQUISHED BY / AFFILIATION	DATE	TIME	ACCEPTED BY / AFFILIATION	DATE	TIME	SAMPLE CONDITIONS
Anions Suite 300.0 (Cl, F, Sulfate)	Jessica Ware/Arcadis	9/1/22	1400		9/1/22	1400	
App III Metals: Boron 6020B, Ca 6010D		9/2/22	0915		09/2/22	09:15	
App IV: Metals 6020B: Antimony (Sb), Arsenic (As), Barium (Ba), Beryllium (Be), Cadmium (Cd), Chromium (Cr), Cobalt (Co), Lead (Pb), Lithium (Li), Molybdenum (Mo), Selenium (Se) 7040A: Mercury (Hg)							

SAMPLER NAME AND SIGNATURE

PRINT Name of SAMPLER: Jessica Ware

SIGNATURE of SAMPLER: Jessica Ware

DATE Signed: 9/1/22

TEMP in C	Received on Ice (Y/N)	Custody Sealed Cooler (Y/N)	Samples Intact (Y/N)

CHAIN-OF-CUSTODY / Analytical Request Document

The Chain-of-Custody is a LEGAL DOCUMENT. All relevant fields must be completed accurately.

Page : Of

Section A Required Client Information:		Section B Required Project Information:		Section C Invoice Information:	
Company:	GA Power	Report To:	SCS Contacts	Attention:	Southern Co.
Address:	Atlanta, GA	Copy To:	Arcadis Contacts	Company Name:	
				Address:	
Email To:	lsucoker@southernco.com	Purchase Order #:		Pace Quote:	
Phone:	470.620.6176 Fax	Project Name:	Plant Yates AMA-R6	Pace Project Manager:	Nicole D'Oleo
Requested Due Date:		Project Number:		Pace Profile #:	10840

Regulatory Agency

State / Location: Georgia

ITEM #	SAMPLE ID (One Character per box. (A-Z, 0-9 / , -) Sample Ids must be unique)	MATRIX CODE (see valid codes to left)	SAMPLE TYPE (G=GRAB C=COMP)	COLLECTED START DATE	COLLECTED START TIME	COLLECTED END DATE	COLLECTED END TIME	SAMPLE TEMP AT COLLECTION	# OF CONTAINERS	Preservatives: Unpreserved	H2SO4	HNO3	HCl	NaOH	Na2S2O3	Methanol	Other	Y/N	Analyses Test: App III/IV Metals	Cl, F, SO4	TDS (2540C)	RAD 9315/9320	Residual Chlorine (Y/N)	
1	YGWC-23S	WG	G	9/1	1717	--	--		5	2		3							X	X	X	X		pH: 5.27
2	YAMW-1	WG	G			--	--		5	2		3							X	X	X	X		pH:
3	AMA-DUP-1	WG	G			--	--		5	2		3							X	X	X	X		pH:
4	YGWC-36A	WG	G			--	--		5	2		3							X	X	X	X		pH:
5	YGWC-49	WG	G			--	--		5	2		3							X	X	X	X		pH:
6	YGWC-38	WG	G			--	--		5	2		3							X	X	X	X		pH:
7	AMA-DUP-2	WG	G			--	--		5	2		3							X	X	X	X		pH:
8	YGWC-41	WG	G			--	--		5	2		3							X	X	X	X		pH:
9	YGWC-42	WG	G			--	--		5	2		3							X	X	X	X		pH:
10	YGWC-43	WG	G			--	--		5	2		3							X	X	X	X		pH:
11	YAMW-2	WG	G	9/1	0908	--	--		5	2		3							X	X	X	X		pH: 4.98
12	YAMW-3	WG	G			--	--		5	2		3							X	X	X	X		pH:

ADDITIONAL COMMENTS	RELINQUISHED BY / AFFILIATION	DATE	TIME	ACCEPTED BY / AFFILIATION	DATE	TIME	SAMPLE CONDITIONS
Anions Suite 300.0 (Cl, F, Sulfate)	Jessica Ware /Arcadis	9/1/22	1900		9/1	1900	
App III Metals: Boron 6020B, Ca 6010D	Arcadis	9/2/22	0915		09/2	0915	
App IV Metals 6020B: Antimony (Sb), Arsenic (As), Barium (Ba), Beryllium (Be), Cadmium (Cd), Chromium (Cr), Cobalt (Co), Lead (Pb), Lithium (Li), Molybdenum (Mo), Selenium (Se) 7040A: Mercury (Hg)							

SAMPLER NAME AND SIGNATURE

PRINT Name of SAMPLER: Jessica Ware

SIGNATURE of SAMPLER: Jessica Ware DATE Signed: 9/1/22

TEMP in C	Received on Ice (Y/N)	Custody Sealed Cooler (Y/N)	Samples Intact (Y/N)

CHAIN-OF-CUSTODY / Analytical Request Document

The Chain-of-Custody is a LEGAL DOCUMENT. All relevant fields must be completed accurately.

Page : Of

Section A Required Client Information:		Section B Required Project Information:		Section C Invoice Information:	
Company:	GA Power	Report To:	SCS Contacts	Attention:	Southern Co.
Address:	Atlanta, GA	Copy To:	Arcadis Contacts	Company Name:	
				Address:	
Email To:	taucoker@southernco.com	Purchase Order #:		Pace Quote:	
Phone:	470.620.6176 Fax	Project Name:	Plant Yates AMA-R6	Pace Project Manager:	Nicole D'Olea
Requested Due Date:		Project Number:		Pace Profile #:	10840

Regulatory Agency	
State / Location	
Georgia	

ITEM #	SAMPLE ID One Character per box. (A-Z, 0-9 / , -) Sample Ids must be unique MATRIX CODE: Drinking Water DW; Water WT; Waste Water WW; Product P; Soil/Solid SL; Oil OL; Wipe WP; Air AR; Other OT; Tissue TS	MATRIX CODE (see valid codes to left)	SAMPLE TYPE (G=GRAB C=COMP)	COLLECTED START DATE	COLLECTED START TIME	COLLECTED END DATE	COLLECTED END TIME	SAMPLE TEMP AT COLLECTION	# OF CONTAINERS	Preservatives: Unpreserved	H2SO4	HNO3	HCl	NaOH	Na2S2O3	Methanol	Other	Analyses Test Y/N	App III/IV Metals	Cl, F, SO4	TDS (2540C)	RAD 9315/9320	Residual Chlorine (Y/N)	
1	YGWC-23S	WG	G			--	--		5	2		3						X	X	X	X		pH:
2	YAMW-1	WG	G			--	--		5	2		3						X	X	X	X		pH:
3	AMA-DUP-1	WG	G			--	--		5	2		3						X	X	X	X		pH:
4	YGWC-36A	WG	G			--	--		5	2		3						X	X	X	X		pH:
5	YGWC-49	WG	G			--	--		5	2		3						X	X	X	X		pH:
6	YGWC-38	WG	G			--	--		5	2		3						X	X	X	X		pH:
7	AMA-DUP-2	WG	G			--	--		5	2		3						X	X	X	X		pH:
8	YGWC-41	WG	G			--	--		5	2		3						X	X	X	X		pH:
9	YGWC-42	WG	G			--	--		5	2		3						X	X	X	X		pH:
10	YGWC-43	WG	G	9/1/22	1220	--	--		5	2		3						X	X	X	X		pH: 5.692
11	YAMW-2	WG	G			--	--		5	2		3						X	X	X	X		pH:
12	YAMW-3	WG	G			--	--		5	2		3						X	X	X	X		pH:

ADDITIONAL COMMENTS	RELINQUISHED BY / AFFILIATION	DATE	TIME	ACCEPTED BY / AFFILIATION	DATE	TIME	SAMPLE CONDITIONS
Anions Suite 300.0 (Cl, F, Sulfate)	[signature] /Arcadis	9/1/22	1400	[signature]	9/1/22	1400	
App III Metals: Boron 6020B, Ca 6010D	[signature] /Arcadis	9/2/22	0915	[signature]	9/2/22	09:15	
App IV: Metals 6020B: Antimony (Sb), Arsenic (As), Barium (Ba), Beryllium (Be), Cadmium (Cd), Chromium (Cr), Cobalt (Co), Lead (Pb), Lithium (Li), Molybdenum (Mo), Selenium (Se) 7040A: Mercury (Hg)							

SAMPLER NAME AND SIGNATURE			TEMP in C	Received on Ice (Y/N)	Custody Sealed Cooler (Y/N)	Samples Intact (Y/N)
PRINT Name of SAMPLER:	David Pruett					
SIGNATURE of SAMPLER:	[signature]	DATE Signed: 9/1/22				

CHAIN-OF-CUSTODY / Analytical Request Document

The Chain-of-Custody is a LEGAL DOCUMENT. All relevant fields must be completed accurately.

Page : Of

Section A Required Client Information:		Section B Required Project Information:		Section C Invoice Information:	
Company:	GA Power	Report To:	SCS Contacts	Attention:	Southern Co.
Address:	Atlanta, GA	Copy To:	Arcadis Contacts	Company Name:	
				Address:	
Email To:	laucoker@southernco.com	Purchase Order #:		Pace Quote:	
Phone:	470.620.6176 Fax:	Project Name:	Plant Yates AMA-R6	Pace Project Manager:	
Requested Due Date:		Project Number:		Pace Profile #:	10840

Regulatory Agency
State / Location
Georgia

ITEM #	SAMPLE ID (One Character per box. (A-Z, 0-9 / , -) Sample ids must be unique)	MATRIX CODE (Data valid codes to left)	SAMPLE TYPE (G=GRAB C=COMP)	COLLECTED START DATE	COLLECTED START TIME	COLLECTED END DATE	COLLECTED END TIME	SAMPLE TEMP AT COLLECTION	# OF CONTAINERS	Preservatives: Unpreserved	H2SO4	HNO3	HCl	NaOH	Na2S2O3	Methanol	Other	Requested Analysis Filtered (Y/N): Analysis Test Y/N	App III/IV Metals	Cl, F, SO4	TDS (2540C)	RAD 9315/9320	Residual Chlorine (Y/N)	
1	YAMW-4	WG	G			--	--		5	2		3							X	X	X	X			pH:
2	YAMW-5	WG	G			--	--		5	2		3							X	X	X	X			pH:
3	PZ-37	WG	G			--	--		5	2		3							X	X	X	X			pH:
4	AMA-DUP-3	WG	G			--	--		5	2		3							X	X	X	X			pH:
5	PZ-37D	WG	G			--	--		5	2		3							X	X	X	X			pH:
6	PZ-51	WG	G	9/1/22	1045	--	--		5	2		3							X	X	X	X			pH: 4.74 LO
7	PZ-52D	WG	G			--	--		5	2		3							X	X	X	X			pH:
8	PZ-35	WG	G			--	--		5	2		3							X	X	X	X			pH:
9	AMA-EB-1	WG	G			--	--		5	2		3							X	X	X	X			pH:
10	AMA-EB-2	WG	G			--	--		5	2		3							X	X	X	X			pH:
11	AMA-FB-1	WG	G			--	--		5	2		3							X	X	X	X			pH:
12	AMA-FB-2	WG	G			--	--		5	2		3							X	X	X	X			pH:

ADDITIONAL COMMENTS	RELINQUISHED BY / AFFILIATION	DATE	TIME	ACCEPTED BY / AFFILIATION	DATE	TIME	SAMPLE CONDITIONS
Anions Suite 300.0 (Cl, F, Sulfate)	/Arcadis	9/1/22	1400		9/1/22	1400	
App III Metals: Boron 6020B, Ca 6010D	/Arcadis	9/2/22	0915		9/2/22	09:15	
App IV: Metals 6020B: Antimony (Sb), Arsenic (As), Barium (Ba), Beryllium (Be), Cadmium (Cd), Chromium (Cr), Cobalt (Co), Lead (Pb), Lithium (Li), Molybdenum (Mo), Selenium (Se) 7040A: Mercury (Hg)							

SAMPLER NAME AND SIGNATURE

PRINT Name of SAMPLER: David Beauty

SIGNATURE of SAMPLER: [signature] DATE Signed: 9/1/22

TEMP in C	Received on Ice (Y/N)	Custody Sealed Cooler (Y/N)	Samples Intact (Y/N)

CHAIN-OF-CUSTODY / Analytical Request Document

The Chain-of-Custody is a LEGAL DOCUMENT. All relevant fields must be completed accurately.

Page : 2 Of 2

Section A Required Client Information:		Section B Required Project Information:		Section C Invoice Information:	
Company:	GA Power	Report To:	SCS Contacts	Attention:	Southern Co.
Address:	Atlanta, GA	Copy To:	Arcadis Contacts	Company Name:	
				Address:	
Email To:	laucoker@southernco.com	Purchase Order #:		Pace Quote:	
Phone:	470.620.6176 Fax:	Project Name:	Plant Yates AMA-R6	Pace Project Manager:	
Requested Due Date:		Project Number:		Pace Profile #:	10840

Regulatory Agency
State / Location
Georgia

ITEM #	SAMPLE ID One Character per box. (A-Z, 0-9 / , -) Sample Ids must be unique MATRIX CODE: Drinking Water DW, Water WT, Waste Water WW, Product P, Soil/Solid SL, Oil OL, Wipe WP, Air AR, Other OT, Tissue TS	MATRIX CODE (see valid codes to left)	SAMPLE TYPE (G=GRAB C=COMP)	COLLECTED START DATE	COLLECTED START TIME	COLLECTED END DATE	COLLECTED END TIME	SAMPLE TEMP AT COLLECTION	# OF CONTAINERS	Preservatives: Unpreserved	H2SO4	HNO3	HCl	NaOH	Na2S2O3	Methanol	Other	Analyses Test Y/N	Requested Analysis Filtered (Y/N): App III/IV Metals	Cl, F, SO4	TDS (2540C)	RAD 9315/9320	Residual Chlorine (Y/N)	
1	YAMW-4	WG	G	9/1/22	1125	-	-		5	2		3						X	X	X	X		pH: 5.87
2	YAMW-5	WG	G	9/1/22	1345	-	-		5	2		3						X	X	X	X		pH: 5.32
3	PZ-37	WG	G			-	-		5	2		3						X	X	X	X		pH:
4	AMA-DUP-3	WG	G			-	-		5	2		3						X	X	X	X		pH:
5	PZ-37D	WG	G			-	-		5	2		3						X	X	X	X		pH:
6	PZ-51	WG	G			-	-		5	2		3						X	X	X	X		pH:
7	PZ-52D	WG	G			-	-		5	2		3						X	X	X	X		pH:
8	PZ-35	WG	G			-	-		5	2		3						X	X	X	X		pH:
9	AMA-EB-1	WG	G			-	-		5	2		3						X	X	X	X		pH:
10	AMA-EB-2	WG	G			-	-		5	2		3						X	X	X	X		pH:
11	AMA-FB-1	WG	G			-	-		5	2		3						X	X	X	X		pH:
12	AMA-FB-2	WG	G			-	-		5	2		3						X	X	X	X		pH:

ADDITIONAL COMMENTS	RELINQUISHED BY / AFFILIATION	DATE	TIME	ACCEPTED BY / AFFILIATION	DATE	TIME	SAMPLE CONDITIONS
Anions Suite 300.0 (Cl, F, Sulfate)	/Arcadis	9/2/22	0915		9/2/22	0915	
App III Metals: Boron 6020B, Ca 6010D							
App IV: Metals 6020B: Antimony (Sb), Arsenic (As), Barium (Ba), Beryllium (Be), Cadmium (Cd), Chromium (Cr), Cobalt (Co), Lead (Pb), Lithium (Li), Molybdenum (Mo), Selenium (Se) 7040A: Mercury (Hg)							

SAMPLER NAME AND SIGNATURE					
PRINT Name of SAMPLER:	Jaize Swanson		TEMP in C	Received on Ice (Y/N)	Custody Sealed Cooler (Y/N)	Samples Intact (Y/N)
SIGNATURE of SAMPLER:		DATE Signed: 9/1/22				

CHAIN-OF-CUSTODY / Analytical Request Document

The Chain-of-Custody is a LEGAL DOCUMENT. All relevant fields must be completed accurately.

Section A Required Client Information:		Section B Required Project Information:		Section C Invoice Information:		
Company:	GA Power	Report To:	SCS Contacts	Attention:	Southern Co.	Regulatory Agency
Address:	Atlanta, GA	Copy To:	Arcadis Contacts	Company Name:		
				Address:		State / Location
Email To:	laucoker@southernco.com	Purchase Order #:		Pace Quote:		Georgia
Phone:	470.620.6176 Fax:	Project Name:	Plant Yates AMA-R6	Pace Project Manager:		
Requested Due Date:		Project Number:		Pace Profile #:	10840	

ITEM #	SAMPLE ID (One Character per box. (A-Z, 0-9 / , -) Sample Ids must be unique)	MATRIX CODE (see valid codes to left)	SAMPLE TYPE (G=GRAB C=COMP)	COLLECTED START DATE	COLLECTED START TIME	COLLECTED END DATE	COLLECTED END TIME	SAMPLE TEMP AT COLLECTION	# OF CONTAINERS	Preservatives: Unpreserved	H2SO4	HNO3	HCl	NaOH	Na2S2O3	Methanol	Other	Y/N	Analyses Test: App III/IV Metals	Cl, F, SO4	TDS (2540C)	RAD 9315/9320	Residual Chlorine (Y/N)	
1	YAMW-4	WG	G			--	--		5	2		3							X	X	X	X		pH:
2	YAMW-5	WG	G			--	--		5	2		3							X	X	X	X		pH:
3	PZ-37	WG	G			--	--		5	2		3							X	X	X	X		pH:
4	AMA-DUP-3	WG	G			--	--		5	2		3							X	X	X	X		pH:
5	PZ-37D	WG	G			--	--		5	2		3							X	X	X	X		pH:
6	PZ-51	WG	G			--	--		5	2		3							X	X	X	X		pH:
7	PZ-52D	WG	G			--	--		5	2		3							X	X	X	X		pH:
8	PZ-35	WG	G			--	--		5	2		3							X	X	X	X		pH:
9	AMA-EB-1	WG	G			--	--		5	2		3							X	X	X	X		pH: 12.3
10	AMA-EB-2	WG	G	9/1	1730	--	--		5	2		3							X	X	X	X		pH:
11	AMA-FB-1	WG	G			--	--		5	2		3							X	X	X	X		pH:
12	AMA-FB-2	WG	G	9/1	1740	--	--		5	2		3							X	X	X	X		pH: 12.4

ADDITIONAL COMMENTS	RELINQUISHED BY / AFFILIATION	DATE	TIME	ACCEPTED BY / AFFILIATION	DATE	TIME	SAMPLE CONDITIONS
Anions: Suite 300.0 (Cl, F, Sulfate)	/Arcadis	9/2/22	0945		09/2/22	09:15	
App III Metals: Boron 6020B, Ca 6010D							
App IV: Metals 6020B: Antimony (Sb), Arsenic (As), Barium (Ba), Beryllium (Be), Cadmium (Cd), Chromium (Cr), Cobalt (Co), Lead (Pb), Lithium (Li), Molybdenum (Mo), Selenium (Se) 7040A: Mercury (Hg)							

SAMPLER NAME AND SIGNATURE			TEMP in C	Received on Ice (Y/N)	Custody Sealed Cooler (Y/N)	Samples Intact (Y/N)
PRINT Name of SAMPLER:	Jake Swanson					
SIGNATURE of SAMPLER:		DATE Signed: 9/1/22				

SDG	Sample ID	Method	Analyte	Result	Units	Validation Qualifier	Reason for Validation Qualifier
92623529	No qualifiers assigned						
92623532	YGWC-49	SW846 6020B	Boron	0.040	mgL	UB	Blank contamination
	YAMW-1	SW846 6020B	Antimony	0.0030	mgL	UB	Blank contamination
	AMA-DUP-1	SW846 6020B	Antimony	0.0030	mgL	UB	Blank contamination
	YGWC-36A	SW846 6020B	Boron	0.067	mgL	UB	Blank contamination
	YAMW-3	SW846 7470A	Mercury	0.00016	mgL	J	MS/MSD RPD
	PZ-37	SW846 7470A	Mercury	0.00019	mgL	J	MS/MSD RPD
	AMA-DUP-3	SW846 7470A	Mercury	0.00020	mgL	UJ	MS/MSD RPD
	PZ-37D	SW846 7470A	Mercury	0.00020	mgL	UJ	MS/MSD RPD
	PZ-52D	SW846 7470A	Mercury	0.00020	mgL	UJ	MS/MSD RPD
	YGWC-23S	SW846 7470A	Mercury	0.00020	mgL	UJ	MS/MSD RPD
	YAMW-2	SW846 6020B	Boron	0.046	mgL	UB	Blank contamination
		SW846 7470A	Mercury	0.00020	mgL	UJ	MS/MSD RPD
	YGWC-43	SW846 7470A	Mercury	0.00020	mgL	UJ	MS/MSD RPD
	PZ-51	SW846 7470A	Mercury	0.00020	mgL	UJ	MS/MSD RPD
	YAMW-4	SW846 7470A	Mercury	0.00020	mgL	UJ	MS/MSD RPD
	YAMW-5	SW846 7470A	Mercury	0.00020	mgL	UJ	MS/MSD RPD
	AMA-EB-2	SW846 7470A	Mercury	0.00020	mgL	UJ	MS/MSD RPD
	AMA-FB-2	SW846 7470A	Mercury	0.00020	mgL	UJ	MS/MSD RPD

Abbreviations:
mg/L = milligrams per liter
MS = matrix spike
MSD = matrix spike duplicate
RPD = relative percent difference

Qualifiers:
J = estimated result
UB = not detected due to blank contamination
UJ = analyte was not detected, however, reporting limit is estimated

Pace Analytical Services, LLC
110 Technology Parkway
Peachtree Corners, GA 30092
(770)734-4200

October 04, 2022

Ms. Lauren Petty
Southern Company
42 Inverness Center Parkway
Birmingham, AL 35242

RE: Project: Plant Yates AMA-R6
Pace Project No.: 92623532

Dear Ms. Petty:

Enclosed are the analytical results for sample(s) received by the laboratory between September 01, 2022 and September 02, 2022. The results relate only to the samples included in this report. Results reported herein conform to the applicable TNI/NELAC Standards and the laboratory's Quality Manual, where applicable, unless otherwise noted in the body of the report.

The test results provided in this final report were generated by each of the following laboratories within the Pace Network:

- Pace Analytical Services - Asheville
- Pace Analytical Services - Charlotte
- Pace Analytical Services - Peachtree Corners, GA

Revision 1: Issued on 10/4/22 to update the project name.

If you have any questions concerning this report, please feel free to contact me.

Sincerely,

Nicole D'Oleo

Nicole D'Oleo
nicole.d'oleo@pacelabs.com
(704)875-9092
Project Manager

Enclosures

cc: Joju Abraham, Georgia Power-CCR
Lauren Coker, Georgia Pwer
Noelia Gangi, Georgia Power
Geoffrey Gay, ARCADIS - Atlanta
Ben Hodges, Georgia Power
Kristen Jurinko
Laura Midkiff, Georgia Power
Kelley Sharpe, ARCADIS - Atlanta
Alex Simpson, Arcadis
Michael Smilley, Georgia Power
Becky Steever, Arcadis
Tina Sullivan, ERM
Albert Zumbuhl, Arcadis

REPORT OF LABORATORY ANALYSIS

This report shall not be reproduced, except in full,
without the written consent of Pace Analytical Services, LLC.

Pace Analytical Services, LLC
110 Technology Parkway
Peachtree Corners, GA 30092
(770)734-4200

CERTIFICATIONS

Project: Plant Yates AMA-R6
Pace Project No.: 92623532

Pace Analytical Services Charlotte
South Carolina Laboratory ID: 99006
9800 Kincey Ave. Ste 100, Huntersville, NC 28078
North Carolina Drinking Water Certification #: 37706
North Carolina Field Services Certification #: 5342
North Carolina Wastewater Certification #: 12
South Carolina Laboratory ID: 99006
South Carolina Certification #: 99006001
South Carolina Drinking Water Cert. #: 99006003
Florida/NELAP Certification #: E87627
Kentucky UST Certification #: 84
Louisiana DoH Drinking Water #: LA029
Virginia/VELAP Certification #: 460221

Pace Analytical Services Asheville
2225 Riverside Drive, Asheville, NC 28804
Florida/NELAP Certification #: E87648
North Carolina Drinking Water Certification #: 37712
North Carolina Wastewater Certification #: 40
South Carolina Laboratory ID: 99030
South Carolina Certification #: 99030001
Virginia/VELAP Certification #: 460222

Pace Analytical Services Peachtree Corners
110 Technology Pkwy, Peachtree Corners, GA 30092
Florida DOH Certification #: E87315
Georgia DW Inorganics Certification #: 812
North Carolina Certification #: 381
South Carolina Certification #: 98011001

This report shall not be reproduced, except in full,
without the written consent of Pace Analytical Services, LLC.

Pace Analytical Services, LLC
110 Technology Parkway
Peachtree Corners, GA 30092
(770)734-4200

SAMPLE SUMMARY

Project: Plant Yates AMA-R6
Pace Project No.: 92623532

Lab ID	Sample ID	Matrix	Date Collected	Date Received
92623532001	**YGWC-49**	Water	08/31/22 17:00	09/01/22 09:05
92623532002	**AMA-EB-1**	Water	08/31/22 18:00	09/01/22 09:05
92623532003	**AMA-FB-1**	Water	08/31/22 17:50	09/01/22 09:05
92623532004	**YAMW-1**	Water	08/31/22 17:50	09/01/22 09:05
92623532005	**AMA-DUP-1**	Water	08/31/22 17:50	09/01/22 09:05
92623532006	**PZ-35**	Water	08/31/22 17:32	09/01/22 09:05
92623532007	**YGWC-38**	Water	09/01/22 15:00	09/02/22 09:15
92623532008	**AMA-DUP-2**	Water	09/01/22 00:00	09/02/22 09:15
92623532009	**YGWC-41**	Water	09/01/22 12:40	09/02/22 09:15
92623532010	**YGWC-36A**	Water	09/01/22 00:00	09/02/22 09:15
92623532011	**YGWC-42**	Water	09/01/22 00:00	09/02/22 09:15
92623532012	**YAMW-3**	Water	09/01/22 00:00	09/02/22 09:15
92623532013	**PZ-37**	Water	09/01/22 13:00	09/02/22 09:15
92623532014	**AMA-DUP-3**	Water	09/01/22 00:00	09/02/22 09:15
92623532015	**PZ-37D**	Water	09/01/22 11:22	09/02/22 09:15
92623532016	**PZ-52D**	Water	09/01/22 14:47	09/02/22 09:15
92623532017	**YGWC-23S**	Water	09/01/22 17:12	09/02/22 09:15
92623532018	**YAMW-2**	Water	09/01/22 09:08	09/02/22 09:15
92623532019	**YGWC-43**	Water	09/01/22 12:20	09/02/22 09:15
92623532020	**PZ-51**	Water	09/01/22 10:45	09/02/22 09:15
92623532021	**YAMW-4**	Water	09/01/22 11:25	09/02/22 09:15
92623532022	**YAMW-5**	Water	09/01/22 13:45	09/02/22 09:15
92623532023	**AMA-EB-2**	Water	09/01/22 17:30	09/02/22 09:15
92623532024	**AMA-FB-2**	Water	09/01/22 17:40	09/02/22 09:15

This report shall not be reproduced, except in full,
without the written consent of Pace Analytical Services, LLC.

Pace Analytical Services, LLC
110 Technology Parkway
Peachtree Corners, GA 30092
(770)734-4200

SAMPLE ANALYTE COUNT

Project: Plant Yates AMA-R6
Pace Project No.: 92623532

Lab ID	Sample ID	Method	Analysts	Analytes Reported
92623532001	**YGWC-49**	EPA 6010D	KH	1
		EPA 6020B	CW1	13
		EPA 7470A	VB	1
		SM 2540C-2015	BTS	1
		EPA 300.0 Rev 2.1 1993	CDC	3
92623532002	**AMA-EB-1**	EPA 6010D	KH	1
		EPA 6020B	CW1	13
		EPA 7470A	VB	1
		SM 2540C-2015	BTS	1
		EPA 300.0 Rev 2.1 1993	CDC	3
92623532003	**AMA-FB-1**	EPA 6010D	KH	1
		EPA 6020B	CW1	13
		EPA 7470A	VB	1
		SM 2540C-2015	BTS	1
		EPA 300.0 Rev 2.1 1993	CDC	3
92623532004	**YAMW-1**	EPA 6010D	KH	1
		EPA 6020B	CW1	13
		EPA 7470A	VB	1
		SM 2540C-2015	BTS	1
		EPA 300.0 Rev 2.1 1993	CDC	3
92623532005	**AMA-DUP-1**	EPA 6010D	KH	1
		EPA 6020B	CW1	13
		EPA 7470A	VB	1
		SM 2540C-2015	BTS	1
		EPA 300.0 Rev 2.1 1993	CDC	3
92623532006	**PZ-35**	EPA 6010D	KH	1
		EPA 6020B	CW1	13
		EPA 7470A	VB	1
		SM 2540C-2015	BTS	1
		EPA 300.0 Rev 2.1 1993	CDC	3
92623532007	**YGWC-38**	EPA 6010D	KH	1
		EPA 6020B	CW1	13
		EPA 7470A	VB	1
		SM 2540C-2015	BTS	1
		EPA 300.0 Rev 2.1 1993	CDC	3
92623532008	**AMA-DUP-2**	EPA 6010D	KH	1
		EPA 6020B	CW1	13

REPORT OF LABORATORY ANALYSIS

This report shall not be reproduced, except in full,
without the written consent of Pace Analytical Services, LLC.

Pace Analytical Services, LLC
110 Technology Parkway
Peachtree Corners, GA 30092
(770)734-4200

SAMPLE ANALYTE COUNT

Project: Plant Yates AMA-R6
Pace Project No.: 92623532

Lab ID	Sample ID	Method	Analysts	Analytes Reported
		EPA 7470A	VB	1
		SM 2540C-2015	BTS	1
		EPA 300.0 Rev 2.1 1993	CDC	3
92623532009	**YGWC-41**	EPA 6010D	KH	1
		EPA 6020B	CW1	13
		EPA 7470A	VB	1
		SM 2540C-2015	BTS	1
		EPA 300.0 Rev 2.1 1993	CDC	3
92623532010	**YGWC-36A**	EPA 6010D	KH	1
		EPA 6020B	CW1	13
		EPA 7470A	VB	1
		SM 2540C-2015	BTS	1
		EPA 300.0 Rev 2.1 1993	CDC	3
92623532011	**YGWC-42**	EPA 6010D	KH	1
		EPA 6020B	CW1	13
		EPA 7470A	VB	1
		SM 2540C-2015	BTS	1
		EPA 300.0 Rev 2.1 1993	CDC	3
92623532012	**YAMW-3**	EPA 6010D	KH	1
		EPA 6020B	CW1	13
		EPA 7470A	VB	1
		SM 2540C-2015	BTS	1
		EPA 300.0 Rev 2.1 1993	CDC	3
92623532013	**PZ-37**	EPA 6010D	KH	1
		EPA 6020B	CW1	13
		EPA 7470A	VB	1
		SM 2540C-2015	BTS	1
		EPA 300.0 Rev 2.1 1993	CDC	3
92623532014	**AMA-DUP-3**	EPA 6010D	KH	1
		EPA 6020B	CW1	13
		EPA 7470A	VB	1
		SM 2540C-2015	BTS	1
		EPA 300.0 Rev 2.1 1993	CDC	3
92623532015	**PZ-37D**	EPA 6010D	KH	1
		EPA 6020B	CW1	13
		EPA 7470A	VB	1
		SM 2540C-2015	BTS	1

REPORT OF LABORATORY ANALYSIS

This report shall not be reproduced, except in full,
without the written consent of Pace Analytical Services, LLC.

Pace Analytical Services, LLC
110 Technology Parkway
Peachtree Corners, GA 30092
(770)734-4200

SAMPLE ANALYTE COUNT

Project: Plant Yates AMA-R6
Pace Project No.: 92623532

Lab ID	Sample ID	Method	Analysts	Analytes Reported
		EPA 300.0 Rev 2.1 1993	CDC	3
92623532016	**PZ-52D**	EPA 6010D	KH	1
		EPA 6020B	CW1	13
		EPA 7470A	VB	1
		SM 2540C-2015	BTS	1
		EPA 300.0 Rev 2.1 1993	CDC	3
92623532017	**YGWC-23S**	EPA 6010D	KH	1
		EPA 6020B	CW1	13
		EPA 7470A	VB	1
		SM 2540C-2015	BTS	1
		EPA 300.0 Rev 2.1 1993	CDC	3
92623532018	**YAMW-2**	EPA 6010D	KH	1
		EPA 6020B	CW1	13
		EPA 7470A	VB	1
		SM 2540C-2015	BTS	1
		EPA 300.0 Rev 2.1 1993	CDC	3
92623532019	**YGWC-43**	EPA 6010D	KH	1
		EPA 6020B	CW1	13
		EPA 7470A	VB	1
		SM 2540C-2015	BTS	1
		EPA 300.0 Rev 2.1 1993	CDC	3
92623532020	**PZ-51**	EPA 6010D	KH	1
		EPA 6020B	CW1	13
		EPA 7470A	VB	1
		SM 2540C-2015	BTS	1
		EPA 300.0 Rev 2.1 1993	CDC	3
92623532021	**YAMW-4**	EPA 6010D	DRB	1
		EPA 6020B	CW1	13
		EPA 7470A	VB	1
		SM 2540C-2015	BTS	1
		EPA 300.0 Rev 2.1 1993	CDC	3
92623532022	**YAMW-5**	EPA 6010D	DRB	1
		EPA 6020B	CW1	13
		EPA 7470A	VB	1
		SM 2540C-2015	BTS	1
		EPA 300.0 Rev 2.1 1993	CDC	3
92623532023	**AMA-EB-2**	EPA 6010D	DRB	1

REPORT OF LABORATORY ANALYSIS

This report shall not be reproduced, except in full,
without the written consent of Pace Analytical Services, LLC.

Pace Analytical Services, LLC
110 Technology Parkway
Peachtree Corners, GA 30092
(770)734-4200

SAMPLE ANALYTE COUNT

Project: Plant Yates AMA-R6
Pace Project No.: 92623532

Lab ID	Sample ID	Method	Analysts	Analytes Reported
		EPA 6020B	CW1	13
		EPA 7470A	VB	1
		SM 2540C-2015	BTS	1
		EPA 300.0 Rev 2.1 1993	CDC	3
92623532024	**AMA-FB-2**	EPA 6010D	DRB	1
		EPA 6020B	CW1	13
		EPA 7470A	VB	1
		SM 2540C-2015	BTS	1
		EPA 300.0 Rev 2.1 1993	CDC	3

PASI-A = Pace Analytical Services - Asheville
PASI-C = Pace Analytical Services - Charlotte
PASI-GA = Pace Analytical Services - Peachtree Corners, GA

This report shall not be reproduced, except in full,
without the written consent of Pace Analytical Services, LLC.

Pace Analytical Services, LLC
110 Technology Parkway
Peachtree Corners, GA 30092
(770)734-4200

SUMMARY OF DETECTION

Project: Plant Yates AMA-R6
Pace Project No.: 92623532

Lab Sample ID / Method	Client Sample ID / Parameters	Result	Units	Report Limit	Analyzed	Qualifiers
92623532001	**YGWC-49**					
	Performed by	Customer			09/02/22 10:29	
	Collected Date	8/31/22			09/02/22 10:29	
	Collected Time	17:00			09/02/22 10:29	
	pH	5.34	Std. Units		09/02/22 10:29	
EPA 6010D	Calcium	11.6	mg/L	1.0	09/15/22 21:34	
EPA 6020B	Barium	0.058	mg/L	0.0050	09/19/22 16:39	
EPA 6020B	Beryllium	0.00017J	mg/L	0.00050	09/19/22 16:39	
EPA 6020B	Boron	0.011J	mg/L	0.040	09/19/22 16:39	
EPA 6020B	Chromium	0.0020J	mg/L	0.0050	09/19/22 16:39	
EPA 6020B	Lithium	0.0031J	mg/L	0.030	09/19/22 16:39	
EPA 6020B	Selenium	0.0062	mg/L	0.0050	09/19/22 16:39	
SM 2540C-2015	Total Dissolved Solids	207	mg/L	25.0	09/02/22 11:17	
EPA 300.0 Rev 2.1 1993	Chloride	4.3	mg/L	1.0	09/08/22 20:48	
EPA 300.0 Rev 2.1 1993	Sulfate	71.0	mg/L	1.0	09/08/22 20:48	
92623532002	**AMA-EB-1**					
EPA 6020B	Antimony	0.0012J	mg/L	0.0030	09/19/22 17:03	
EPA 6020B	Boron	0.0097J	mg/L	0.040	09/19/22 17:03	
92623532004	**YAMW-1**					
	Performed by	Customer			09/02/22 10:30	
	Collected Date	8/31/22			09/02/22 10:30	
	Collected Time	17:50			09/02/22 10:30	
	pH	5.64	Std. Units		09/02/22 10:30	
EPA 6010D	Calcium	27.0	mg/L	1.0	09/15/22 21:48	
EPA 6020B	Antimony	0.0016J	mg/L	0.0030	09/19/22 17:14	
EPA 6020B	Barium	0.085	mg/L	0.0050	09/19/22 17:14	
EPA 6020B	Beryllium	0.00011J	mg/L	0.00050	09/19/22 17:14	
EPA 6020B	Boron	0.58	mg/L	0.040	09/19/22 17:14	
EPA 6020B	Cadmium	0.00015J	mg/L	0.00050	09/19/22 17:14	
EPA 6020B	Cobalt	0.0041J	mg/L	0.0050	09/19/22 17:14	
EPA 6020B	Lithium	0.021J	mg/L	0.030	09/19/22 17:14	
EPA 6020B	Selenium	0.0041J	mg/L	0.0050	09/19/22 17:14	
SM 2540C-2015	Total Dissolved Solids	336	mg/L	25.0	09/05/22 13:09	
EPA 300.0 Rev 2.1 1993	Chloride	5.3	mg/L	1.0	09/08/22 21:30	
EPA 300.0 Rev 2.1 1993	Sulfate	173	mg/L	4.0	09/09/22 06:07	
92623532005	**AMA-DUP-1**					
	Performed by	Customer			09/02/22 10:30	
	Collected Date	8/31/22			09/02/22 10:30	
	Collected Time	17:50			09/02/22 10:30	
	pH	5.64	Std. Units		09/02/22 10:30	
EPA 6010D	Calcium	27.4	mg/L	1.0	09/15/22 21:53	
EPA 6020B	Antimony	0.0015J	mg/L	0.0030	09/19/22 17:20	
EPA 6020B	Barium	0.088	mg/L	0.0050	09/19/22 17:20	
EPA 6020B	Beryllium	0.00012J	mg/L	0.00050	09/19/22 17:20	
EPA 6020B	Boron	0.63	mg/L	0.040	09/19/22 17:20	
EPA 6020B	Cadmium	0.00016J	mg/L	0.00050	09/19/22 17:20	
EPA 6020B	Cobalt	0.0044J	mg/L	0.0050	09/19/22 17:20	

REPORT OF LABORATORY ANALYSIS

This report shall not be reproduced, except in full,
without the written consent of Pace Analytical Services, LLC.

Pace Analytical Services, LLC
110 Technology Parkway
Peachtree Corners, GA 30092
(770)734-4200

SUMMARY OF DETECTION

Project: Plant Yates AMA-R6
Pace Project No.: 92623532

Lab Sample ID / Method	Client Sample ID / Parameters	Result	Units	Report Limit	Analyzed	Qualifiers
92623532005	**AMA-DUP-1**					
EPA 6020B	Lithium	0.021J	mg/L	0.030	09/19/22 17:20	
EPA 6020B	Selenium	0.0044J	mg/L	0.0050	09/19/22 17:20	
SM 2540C-2015	Total Dissolved Solids	328	mg/L	25.0	09/05/22 13:09	
EPA 300.0 Rev 2.1 1993	Chloride	5.3	mg/L	1.0	09/08/22 21:44	
EPA 300.0 Rev 2.1 1993	Sulfate	173	mg/L	4.0	09/09/22 06:21	
92623532006	**PZ-35**					
	Performed by	Customer			09/02/22 10:35	
	Collected Date	8/31/22			09/02/22 10:35	
	Collected Time	17:32			09/02/22 10:35	
	pH	5.28	Std. Units		09/02/22 10:35	
EPA 6010D	Calcium	11.8	mg/L	1.0	09/15/22 21:58	
EPA 6020B	Barium	0.10	mg/L	0.0050	09/19/22 17:51	
EPA 6020B	Beryllium	0.00061	mg/L	0.00050	09/19/22 17:51	
EPA 6020B	Boron	0.052	mg/L	0.040	09/19/22 17:51	
EPA 6020B	Cadmium	0.00011J	mg/L	0.00050	09/19/22 17:51	
EPA 6020B	Lithium	0.0025J	mg/L	0.030	09/19/22 17:51	
EPA 6020B	Selenium	0.0033J	mg/L	0.0050	09/19/22 17:51	
SM 2540C-2015	Total Dissolved Solids	173	mg/L	25.0	09/05/22 13:09	
EPA 300.0 Rev 2.1 1993	Chloride	5.5	mg/L	1.0	09/08/22 22:26	
EPA 300.0 Rev 2.1 1993	Sulfate	67.9	mg/L	1.0	09/08/22 22:26	
92623532007	**YGWC-38**					
	Performed by	Customer			09/22/22 16:55	
	Collected Date	9/1/22			09/22/22 16:55	
	Collected Time	15:00			09/22/22 16:55	
	pH	4.91	Std. Units		09/22/22 16:55	
EPA 6010D	Calcium	59.4	mg/L	1.0	09/15/22 18:52	
EPA 6020B	Barium	0.014	mg/L	0.0050	09/19/22 17:57	
EPA 6020B	Beryllium	0.0022	mg/L	0.00050	09/19/22 17:57	
EPA 6020B	Boron	4.8	mg/L	0.040	09/19/22 17:57	
EPA 6020B	Cadmium	0.00094	mg/L	0.00050	09/19/22 17:57	
EPA 6020B	Lithium	0.0060J	mg/L	0.030	09/19/22 17:57	
EPA 6020B	Selenium	0.055	mg/L	0.0050	09/19/22 17:57	
SM 2540C-2015	Total Dissolved Solids	499	mg/L	25.0	09/05/22 13:10	
EPA 300.0 Rev 2.1 1993	Chloride	4.2	mg/L	1.0	09/09/22 03:19	
EPA 300.0 Rev 2.1 1993	Sulfate	282	mg/L	6.0	09/09/22 09:25	
92623532008	**AMA-DUP-2**					
EPA 6010D	Calcium	59.7	mg/L	1.0	09/15/22 18:57	
EPA 6020B	Barium	0.015	mg/L	0.0050	09/19/22 18:03	
EPA 6020B	Beryllium	0.0023	mg/L	0.00050	09/19/22 18:03	
EPA 6020B	Boron	5.2	mg/L	0.040	09/19/22 18:03	
EPA 6020B	Cadmium	0.00094	mg/L	0.00050	09/19/22 18:03	
EPA 6020B	Lithium	0.0062J	mg/L	0.030	09/19/22 18:03	
EPA 6020B	Selenium	0.054	mg/L	0.0050	09/19/22 18:03	
SM 2540C-2015	Total Dissolved Solids	531	mg/L	25.0	09/06/22 14:53	
EPA 300.0 Rev 2.1 1993	Chloride	4.2	mg/L	1.0	09/09/22 03:33	
EPA 300.0 Rev 2.1 1993	Sulfate	283	mg/L	6.0	09/09/22 09:39	

REPORT OF LABORATORY ANALYSIS

This report shall not be reproduced, except in full,
without the written consent of Pace Analytical Services, LLC.

Pace Analytical Services, LLC
110 Technology Parkway
Peachtree Corners, GA 30092
(770)734-4200

SUMMARY OF DETECTION

Project: Plant Yates AMA-R6
Pace Project No.: 92623532

Lab Sample ID / Method	Client Sample ID / Parameters	Result	Units	Report Limit	Analyzed	Qualifiers
92623532009	**YGWC-41**					
	Performed by	Customer			09/22/22 16:56	
	Collected Date	9/1/22			09/22/22 16:56	
	Collected Time	12:40			09/22/22 16:56	
	pH	4.43	Std. Units		09/22/22 16:56	
EPA 6010D	Calcium	12.9	mg/L	1.0	09/15/22 19:01	
EPA 6020B	Barium	0.019	mg/L	0.0050	09/19/22 18:09	
EPA 6020B	Beryllium	0.0013	mg/L	0.00050	09/19/22 18:09	
EPA 6020B	Boron	3.6	mg/L	0.040	09/19/22 18:09	
EPA 6020B	Lithium	0.0019J	mg/L	0.030	09/19/22 18:09	
EPA 6020B	Selenium	0.027	mg/L	0.0050	09/19/22 18:09	
SM 2540C-2015	Total Dissolved Solids	205	mg/L	25.0	09/05/22 13:10	
EPA 300.0 Rev 2.1 1993	Chloride	3.8	mg/L	1.0	09/09/22 03:47	
EPA 300.0 Rev 2.1 1993	Sulfate	117	mg/L	2.0	09/09/22 09:54	
92623532010	**YGWC-36A**					
	Performed by	Customer			09/22/22 16:56	
	Collected Date	9/1/22			09/22/22 16:56	
	pH	5.18	Std. Units		09/22/22 16:56	
EPA 6010D	Calcium	6.3	mg/L	1.0	09/15/22 19:06	
EPA 6020B	Barium	0.059	mg/L	0.0050	09/19/22 18:15	
EPA 6020B	Beryllium	0.00053	mg/L	0.00050	09/19/22 18:15	
EPA 6020B	Boron	0.067	mg/L	0.040	09/19/22 18:15	
EPA 6020B	Lithium	0.00089J	mg/L	0.030	09/19/22 18:15	
SM 2540C-2015	Total Dissolved Solids	108	mg/L	25.0	09/05/22 13:10	
EPA 300.0 Rev 2.1 1993	Chloride	6.2	mg/L	1.0	09/09/22 04:01	
EPA 300.0 Rev 2.1 1993	Sulfate	28.2	mg/L	1.0	09/09/22 04:01	
92623532011	**YGWC-42**					
	Performed by	Customer			09/22/22 16:57	
	Collected Date	9/1/22			09/22/22 16:57	
	pH	5.49	Std. Units		09/22/22 16:57	
EPA 6010D	Calcium	68.5	mg/L	1.0	09/15/22 19:11	
EPA 6020B	Barium	0.023	mg/L	0.0050	09/19/22 18:21	
EPA 6020B	Boron	13.4	mg/L	2.0	09/20/22 09:50	
EPA 6020B	Cobalt	0.0015J	mg/L	0.0050	09/19/22 18:21	
EPA 6020B	Lithium	0.054	mg/L	0.030	09/19/22 18:21	
EPA 6020B	Molybdenum	0.00079J	mg/L	0.010	09/19/22 18:21	
EPA 6020B	Selenium	0.035	mg/L	0.0050	09/19/22 18:21	
SM 2540C-2015	Total Dissolved Solids	934	mg/L	50.0	09/05/22 13:10	
EPA 300.0 Rev 2.1 1993	Chloride	3.3	mg/L	1.0	09/09/22 04:15	
EPA 300.0 Rev 2.1 1993	Fluoride	0.053J	mg/L	0.10	09/09/22 04:15	
EPA 300.0 Rev 2.1 1993	Sulfate	502	mg/L	10.0	09/09/22 10:35	
92623532012	**YAMW-3**					
	Performed by	Customer			09/22/22 16:57	
	Collected Date	9/1/22			09/22/22 16:57	
	pH	5.93	Std. Units		09/22/22 16:57	
EPA 6010D	Calcium	34.4	mg/L	1.0	09/15/22 19:16	
EPA 6020B	Barium	0.024	mg/L	0.0050	09/19/22 18:27	

REPORT OF LABORATORY ANALYSIS

This report shall not be reproduced, except in full,
without the written consent of Pace Analytical Services, LLC.

Pace Analytical Services, LLC
110 Technology Parkway
Peachtree Corners, GA 30092
(770)734-4200

SUMMARY OF DETECTION

Project: Plant Yates AMA-R6
Pace Project No.: 92623532

Lab Sample ID / Method	Client Sample ID / Parameters	Result	Units	Report Limit	Analyzed	Qualifiers
92623532012	**YAMW-3**					
EPA 6020B	Beryllium	0.00011J	mg/L	0.00050	09/19/22 18:27	
EPA 6020B	Boron	7.1	mg/L	0.040	09/19/22 18:27	
EPA 6020B	Cobalt	0.058	mg/L	0.0050	09/19/22 18:27	
EPA 6020B	Lithium	0.041	mg/L	0.030	09/19/22 18:27	
EPA 6020B	Molybdenum	0.0057J	mg/L	0.010	09/19/22 18:27	
EPA 7470A	Mercury	0.00016J	mg/L	0.00020	09/21/22 11:41	R1
SM 2540C-2015	Total Dissolved Solids	632	mg/L	50.0	09/05/22 13:10	
EPA 300.0 Rev 2.1 1993	Chloride	10.2	mg/L	1.0	09/09/22 04:57	
EPA 300.0 Rev 2.1 1993	Fluoride	0.091J	mg/L	0.10	09/09/22 04:57	
EPA 300.0 Rev 2.1 1993	Sulfate	324	mg/L	7.0	09/09/22 10:49	
92623532013	**PZ-37**					
	Performed by	Customer			09/22/22 16:58	
	Collected Date	9/1/22			09/22/22 16:58	
	Collected Time	13:00			09/22/22 16:58	
	pH	4.98	Std. Units		09/22/22 16:58	
EPA 6010D	Calcium	99.9	mg/L	1.0	09/15/22 19:20	
EPA 6020B	Antimony	0.00091J	mg/L	0.0030	09/19/22 18:33	
EPA 6020B	Barium	0.023	mg/L	0.0050	09/19/22 18:33	
EPA 6020B	Beryllium	0.0011	mg/L	0.00050	09/19/22 18:33	
EPA 6020B	Boron	9.9	mg/L	0.040	09/19/22 18:33	
EPA 6020B	Cadmium	0.00090	mg/L	0.00050	09/19/22 18:33	
EPA 6020B	Cobalt	0.0025J	mg/L	0.0050	09/19/22 18:33	
EPA 6020B	Lithium	0.016J	mg/L	0.030	09/19/22 18:33	
EPA 6020B	Selenium	0.17	mg/L	0.0050	09/19/22 18:33	
EPA 7470A	Mercury	0.00019J	mg/L	0.00020	09/21/22 11:51	
SM 2540C-2015	Total Dissolved Solids	908	mg/L	50.0	09/05/22 13:10	
EPA 300.0 Rev 2.1 1993	Chloride	4.2	mg/L	1.0	09/09/22 05:11	
EPA 300.0 Rev 2.1 1993	Sulfate	490	mg/L	10.0	09/09/22 11:03	
92623532014	**AMA-DUP-3**					
EPA 6010D	Calcium	97.8	mg/L	1.0	09/15/22 19:25	
EPA 6020B	Barium	0.023	mg/L	0.0050	09/20/22 18:58	
EPA 6020B	Beryllium	0.00092	mg/L	0.00050	09/20/22 18:58	
EPA 6020B	Boron	8.8	mg/L	0.040	09/20/22 18:58	
EPA 6020B	Cadmium	0.00082	mg/L	0.00050	09/20/22 18:58	
EPA 6020B	Cobalt	0.0018J	mg/L	0.0050	09/20/22 18:58	
EPA 6020B	Lithium	0.014J	mg/L	0.030	09/20/22 18:58	
EPA 6020B	Selenium	0.17	mg/L	0.0050	09/20/22 18:58	
SM 2540C-2015	Total Dissolved Solids	838	mg/L	50.0	09/05/22 13:10	
EPA 300.0 Rev 2.1 1993	Chloride	3.8	mg/L	1.0	09/08/22 16:38	
EPA 300.0 Rev 2.1 1993	Fluoride	0.057J	mg/L	0.10	09/08/22 16:38	
EPA 300.0 Rev 2.1 1993	Sulfate	495	mg/L	10.0	09/09/22 10:17	M1
92623532015	**PZ-37D**					
	Performed by	Customer			09/22/22 16:58	
	Collected Date	9/1/22			09/22/22 16:58	
	Collected Time	11:22			09/22/22 16:58	
	pH	8.06	Std. Units		09/22/22 16:58	

REPORT OF LABORATORY ANALYSIS

This report shall not be reproduced, except in full,
without the written consent of Pace Analytical Services, LLC.

Pace Analytical Services, LLC
110 Technology Parkway
Peachtree Corners, GA 30092
(770)734-4200

SUMMARY OF DETECTION

Project: Plant Yates AMA-R6
Pace Project No.: 92623532

Lab Sample ID / Method	Client Sample ID / Parameters	Result	Units	Report Limit	Analyzed	Qualifiers
92623532015	**PZ-37D**					
EPA 6010D	Calcium	67.9	mg/L	1.0	09/15/22 19:39	
EPA 6020B	Barium	0.033	mg/L	0.0050	09/20/22 19:16	
EPA 6020B	Boron	0.83	mg/L	0.040	09/20/22 19:16	
EPA 6020B	Lithium	0.0044J	mg/L	0.030	09/20/22 19:16	
EPA 6020B	Molybdenum	0.0059J	mg/L	0.010	09/20/22 19:16	
SM 2540C-2015	Total Dissolved Solids	916	mg/L	50.0	09/05/22 13:10	
EPA 300.0 Rev 2.1 1993	Chloride	45.6	mg/L	1.0	09/08/22 17:23	
EPA 300.0 Rev 2.1 1993	Fluoride	0.35	mg/L	0.10	09/08/22 17:23	
EPA 300.0 Rev 2.1 1993	Sulfate	381	mg/L	8.0	09/09/22 12:13	
92623532016	**PZ-52D**					
	Performed by	Customer			09/22/22 16:59	
	Collected Date	9/1/22			09/22/22 16:59	
	Collected Time	14:47			09/22/22 16:59	
	pH	6.20	Std. Units		09/22/22 16:59	
EPA 6010D	Calcium	22.8	mg/L	1.0	09/15/22 19:44	
EPA 6020B	Barium	0.015	mg/L	0.0050	09/20/22 19:22	
EPA 6020B	Boron	1.2	mg/L	0.040	09/20/22 19:22	
EPA 6020B	Cobalt	0.0016J	mg/L	0.0050	09/20/22 19:22	
EPA 6020B	Lithium	0.023J	mg/L	0.030	09/20/22 19:22	
EPA 6020B	Molybdenum	0.0084J	mg/L	0.010	09/20/22 19:22	
EPA 6020B	Selenium	0.0041J	mg/L	0.0050	09/20/22 19:22	
SM 2540C-2015	Total Dissolved Solids	544	mg/L	25.0	09/05/22 13:10	
EPA 300.0 Rev 2.1 1993	Chloride	3.7	mg/L	1.0	09/08/22 17:38	
EPA 300.0 Rev 2.1 1993	Fluoride	0.11	mg/L	0.10	09/08/22 17:38	
EPA 300.0 Rev 2.1 1993	Sulfate	280	mg/L	6.0	09/09/22 12:27	
92623532017	**YGWC-23S**					
	Performed by	Customer			09/22/22 16:59	
	Collected Date	9/1/22			09/22/22 16:59	
	Collected Time	17:12			09/22/22 16:59	
	pH	5.27	Std. Units		09/22/22 16:59	
EPA 6010D	Calcium	11.2	mg/L	1.0	09/15/22 19:49	
EPA 6020B	Barium	0.053	mg/L	0.0050	09/20/22 19:28	
EPA 6020B	Beryllium	0.00019J	mg/L	0.00050	09/20/22 19:28	
EPA 6020B	Boron	1.5	mg/L	0.040	09/20/22 19:28	
EPA 6020B	Lithium	0.0025J	mg/L	0.030	09/20/22 19:28	
EPA 6020B	Selenium	0.036	mg/L	0.0050	09/20/22 19:28	
SM 2540C-2015	Total Dissolved Solids	191	mg/L	25.0	09/05/22 13:10	
EPA 300.0 Rev 2.1 1993	Chloride	2.0	mg/L	1.0	09/08/22 17:53	
EPA 300.0 Rev 2.1 1993	Fluoride	0.057J	mg/L	0.10	09/08/22 17:53	
EPA 300.0 Rev 2.1 1993	Sulfate	79.0	mg/L	1.0	09/08/22 17:53	
92623532018	**YAMW-2**					
	Performed by	Customer			09/22/22 17:00	
	Collected Date	9/1/22			09/22/22 17:00	
	Collected Time	09:08			09/22/22 17:00	
	pH	4.98	Std. Units		09/22/22 17:00	
EPA 6010D	Calcium	1.4	mg/L	1.0	09/15/22 19:54	

REPORT OF LABORATORY ANALYSIS

This report shall not be reproduced, except in full,
without the written consent of Pace Analytical Services, LLC.

Pace Analytical Services, LLC
110 Technology Parkway
Peachtree Corners, GA 30092
(770)734-4200

SUMMARY OF DETECTION

Project: Plant Yates AMA-R6
Pace Project No.: 92623532

Lab Sample ID / Method	Client Sample ID / Parameters	Result	Units	Report Limit	Analyzed	Qualifiers
92623532018	**YAMW-2**					
EPA 6020B	Barium	0.0092	mg/L	0.0050	09/20/22 19:34	
EPA 6020B	Beryllium	0.000057J	mg/L	0.00050	09/20/22 19:34	
EPA 6020B	Boron	0.046	mg/L	0.040	09/20/22 19:34	
EPA 6020B	Cadmium	0.00015J	mg/L	0.00050	09/20/22 19:34	
EPA 6020B	Cobalt	0.0068	mg/L	0.0050	09/20/22 19:34	
SM 2540C-2015	Total Dissolved Solids	52.0	mg/L	25.0	09/06/22 14:53	
EPA 300.0 Rev 2.1 1993	Chloride	2.4	mg/L	1.0	09/08/22 18:08	
EPA 300.0 Rev 2.1 1993	Fluoride	0.063J	mg/L	0.10	09/08/22 18:08	
EPA 300.0 Rev 2.1 1993	Sulfate	6.6	mg/L	1.0	09/08/22 18:08	
92623532019	**YGWC-43**					
	Performed by	Customer			09/22/22 17:01	
	Collected Date	9/1/22			09/22/22 17:01	
	Collected Time	12:20			09/22/22 17:01	
	pH	5.62	Std. Units		09/22/22 17:01	
EPA 6010D	Calcium	10.7	mg/L	1.0	09/15/22 19:58	
EPA 6020B	Barium	0.029	mg/L	0.0050	09/20/22 19:40	
EPA 6020B	Beryllium	0.00033J	mg/L	0.00050	09/20/22 19:40	
EPA 6020B	Boron	2.6	mg/L	0.040	09/20/22 19:40	
EPA 6020B	Cobalt	0.00050J	mg/L	0.0050	09/20/22 19:40	
EPA 6020B	Lithium	0.014J	mg/L	0.030	09/20/22 19:40	
EPA 6020B	Molybdenum	0.0014J	mg/L	0.010	09/20/22 19:40	
SM 2540C-2015	Total Dissolved Solids	366	mg/L	25.0	09/06/22 14:53	
EPA 300.0 Rev 2.1 1993	Chloride	2.1	mg/L	1.0	09/08/22 18:22	
EPA 300.0 Rev 2.1 1993	Fluoride	0.091J	mg/L	0.10	09/08/22 18:22	
EPA 300.0 Rev 2.1 1993	Sulfate	169	mg/L	3.0	09/09/22 12:42	
92623532020	**PZ-51**					
	Performed by	Customer			09/22/22 17:02	
	Collected Date	9/1/22			09/22/22 17:02	
	Collected Time	10:45			09/22/22 17:02	
	pH	4.74	Std. Units		09/22/22 17:02	
EPA 6010D	Calcium	52.5	mg/L	1.0	09/15/22 20:03	
EPA 6020B	Barium	0.013	mg/L	0.0050	09/20/22 19:46	
EPA 6020B	Beryllium	0.0031	mg/L	0.00050	09/20/22 19:46	
EPA 6020B	Boron	7.2	mg/L	0.040	09/20/22 19:46	
EPA 6020B	Cadmium	0.0017	mg/L	0.00050	09/20/22 19:46	
EPA 6020B	Cobalt	0.018	mg/L	0.0050	09/20/22 19:46	
EPA 6020B	Lithium	0.0051J	mg/L	0.030	09/20/22 19:46	
EPA 6020B	Selenium	0.026	mg/L	0.0050	09/20/22 19:46	
SM 2540C-2015	Total Dissolved Solids	622	mg/L	25.0	09/05/22 13:10	
EPA 300.0 Rev 2.1 1993	Chloride	4.0	mg/L	1.0	09/08/22 19:07	
EPA 300.0 Rev 2.1 1993	Fluoride	0.13	mg/L	0.10	09/08/22 19:07	
EPA 300.0 Rev 2.1 1993	Sulfate	346	mg/L	7.0	09/09/22 12:57	
92623532021	**YAMW-4**					
	Performed by	Customer			09/22/22 17:03	
	Collected Date	9/1/22			09/22/22 17:03	
	Collected Time	11:25			09/22/22 17:03	

This report shall not be reproduced, except in full,
without the written consent of Pace Analytical Services, LLC.

Pace Analytical Services, LLC
110 Technology Parkway
Peachtree Corners, GA 30092
(770)734-4200

SUMMARY OF DETECTION

Project: Plant Yates AMA-R6
Pace Project No.: 92623532

Lab Sample ID / Method	Client Sample ID / Parameters	Result	Units	Report Limit	Analyzed	Qualifiers
92623532021	**YAMW-4**					
	pH	5.87	Std. Units		09/22/22 17:03	
EPA 6010D	Calcium	11.1	mg/L	1.0	09/16/22 14:54	M1
EPA 6020B	Barium	0.0030J	mg/L	0.0050	09/20/22 19:52	
EPA 6020B	Boron	3.2	mg/L	0.040	09/20/22 19:52	
EPA 6020B	Cobalt	0.00048J	mg/L	0.0050	09/20/22 19:52	
EPA 6020B	Lithium	0.032	mg/L	0.030	09/20/22 19:52	
EPA 6020B	Molybdenum	0.0074J	mg/L	0.010	09/20/22 19:52	
EPA 6020B	Selenium	0.023	mg/L	0.0050	09/20/22 19:52	
SM 2540C-2015	Total Dissolved Solids	358	mg/L	25.0	09/06/22 14:53	
EPA 300.0 Rev 2.1 1993	Chloride	1.4	mg/L	1.0	09/08/22 19:22	
EPA 300.0 Rev 2.1 1993	Fluoride	0.078J	mg/L	0.10	09/08/22 19:22	
EPA 300.0 Rev 2.1 1993	Sulfate	179	mg/L	4.0	09/09/22 13:11	
92623532022	**YAMW-5**					
	Performed by	Customer			09/22/22 17:03	
	Collected Date	9/1/22			09/22/22 17:03	
	Collected Time	13:45			09/22/22 17:03	
	pH	5.32	Std. Units		09/22/22 17:03	
EPA 6010D	Calcium	43.7	mg/L	1.0	09/16/22 15:30	
EPA 6020B	Barium	0.034	mg/L	0.0050	09/20/22 19:58	
EPA 6020B	Beryllium	0.00011J	mg/L	0.00050	09/20/22 19:58	
EPA 6020B	Boron	6.1	mg/L	0.040	09/20/22 19:58	
EPA 6020B	Cadmium	0.00023J	mg/L	0.00050	09/20/22 19:58	
EPA 6020B	Lithium	0.013J	mg/L	0.030	09/20/22 19:58	
EPA 6020B	Selenium	0.048	mg/L	0.0050	09/20/22 19:58	
SM 2540C-2015	Total Dissolved Solids	662	mg/L	50.0	09/06/22 14:53	
EPA 300.0 Rev 2.1 1993	Chloride	3.6	mg/L	1.0	09/08/22 19:37	
EPA 300.0 Rev 2.1 1993	Fluoride	0.055J	mg/L	0.10	09/08/22 19:37	
EPA 300.0 Rev 2.1 1993	Sulfate	354	mg/L	7.0	09/09/22 13:26	
92623532023	**AMA-EB-2**					
EPA 6020B	Boron	0.014J	mg/L	0.040	09/21/22 13:25	
92623532024	**AMA-FB-2**					
EPA 6020B	Boron	0.029J	mg/L	0.040	09/20/22 20:10	

This report shall not be reproduced, except in full,
without the written consent of Pace Analytical Services, LLC.

Pace Analytical Services, LLC
110 Technology Parkway
Peachtree Corners, GA 30092
(770)734-4200

ANALYTICAL RESULTS

Project: Plant Yates AMA-R6
Pace Project No.: 92623532

Sample: YGWC-49 **Lab ID: 92623532001** Collected: 08/31/22 17:00 Received: 09/01/22 09:05 Matrix: Water

Parameters	Results	Units	Report Limit	MDL	DF	Prepared	Analyzed	CAS No.	Qual
Field Data	Analytical Method: Pace Analytical Services - Charlotte								
Performed by	**Customer**				1		09/02/22 10:29		
Collected Date	**8/31/22**				1		09/02/22 10:29		
Collected Time	**17:00**				1		09/02/22 10:29		
pH	**5.34**	Std. Units			1		09/02/22 10:29		
6010D ATL ICP	Analytical Method: EPA 6010D Preparation Method: EPA 3010A Pace Analytical Services - Peachtree Corners, GA								
Calcium	**11.6**	mg/L	1.0	0.12	1	09/15/22 15:08	09/15/22 21:34	7440-70-2	
6020 MET ICPMS	Analytical Method: EPA 6020B Preparation Method: EPA 3005A Pace Analytical Services - Peachtree Corners, GA								
Antimony	ND	mg/L	0.0030	0.00078	1	09/19/22 11:54	09/19/22 16:39	7440-36-0	
Arsenic	ND	mg/L	0.0050	0.0022	1	09/19/22 11:54	09/19/22 16:39	7440-38-2	
Barium	**0.058**	mg/L	0.0050	0.00067	1	09/19/22 11:54	09/19/22 16:39	7440-39-3	
Beryllium	**0.00017J**	mg/L	0.00050	0.000054	1	09/19/22 11:54	09/19/22 16:39	7440-41-7	
Boron	**0.011J**	mg/L	0.040	0.0086	1	09/19/22 11:54	09/19/22 16:39	7440-42-8	
Cadmium	ND	mg/L	0.00050	0.00011	1	09/19/22 11:54	09/19/22 16:39	7440-43-9	
Chromium	**0.0020J**	mg/L	0.0050	0.0011	1	09/19/22 11:54	09/19/22 16:39	7440-47-3	
Cobalt	ND	mg/L	0.0050	0.00039	1	09/19/22 11:54	09/19/22 16:39	7440-48-4	
Lead	ND	mg/L	0.0010	0.00089	1	09/19/22 11:54	09/19/22 16:39	7439-92-1	
Lithium	**0.0031J**	mg/L	0.030	0.00073	1	09/19/22 11:54	09/19/22 16:39	7439-93-2	
Molybdenum	ND	mg/L	0.010	0.00074	1	09/19/22 11:54	09/19/22 16:39	7439-98-7	
Selenium	**0.0062**	mg/L	0.0050	0.0014	1	09/19/22 11:54	09/19/22 16:39	7782-49-2	
Thallium	ND	mg/L	0.0010	0.00018	1	09/19/22 11:54	09/19/22 16:39	7440-28-0	
7470 Mercury	Analytical Method: EPA 7470A Preparation Method: EPA 7470A Pace Analytical Services - Peachtree Corners, GA								
Mercury	ND	mg/L	0.00020	0.00013	1	09/19/22 08:35	09/19/22 14:37	7439-97-6	
2540C Total Dissolved Solids	Analytical Method: SM 2540C-2015 Pace Analytical Services - Peachtree Corners, GA								
Total Dissolved Solids	**207**	mg/L	25.0	10.0	1		09/02/22 11:17		
300.0 IC Anions 28 Days	Analytical Method: EPA 300.0 Rev 2.1 1993 Pace Analytical Services - Asheville								
Chloride	**4.3**	mg/L	1.0	0.60	1		09/08/22 20:48	16887-00-6	
Fluoride	ND	mg/L	0.10	0.050	1		09/08/22 20:48	16984-48-8	
Sulfate	**71.0**	mg/L	1.0	0.50	1		09/08/22 20:48	14808-79-8	

REPORT OF LABORATORY ANALYSIS

This report shall not be reproduced, except in full,
without the written consent of Pace Analytical Services, LLC.

Pace Analytical Services, LLC
110 Technology Parkway
Peachtree Corners, GA 30092
(770)734-4200

ANALYTICAL RESULTS

Project: Plant Yates AMA-R6
Pace Project No.: 92623532

Sample: AMA-EB-1 **Lab ID: 92623532002** Collected: 08/31/22 18:00 Received: 09/01/22 09:05 Matrix: Water

Parameters	Results	Units	Report Limit	MDL	DF	Prepared	Analyzed	CAS No.	Qual
6010D ATL ICP	Analytical Method: EPA 6010D Preparation Method: EPA 3010A Pace Analytical Services - Peachtree Corners, GA								
Calcium	ND	mg/L	1.0	0.12	1	09/15/22 15:08	09/15/22 21:38	7440-70-2	
6020 MET ICPMS	Analytical Method: EPA 6020B Preparation Method: EPA 3005A Pace Analytical Services - Peachtree Corners, GA								
Antimony	**0.0012J**	mg/L	0.0030	0.00078	1	09/19/22 11:54	09/19/22 17:03	7440-36-0	
Arsenic	ND	mg/L	0.0050	0.0022	1	09/19/22 11:54	09/19/22 17:03	7440-38-2	
Barium	ND	mg/L	0.0050	0.00067	1	09/19/22 11:54	09/19/22 17:03	7440-39-3	
Beryllium	ND	mg/L	0.00050	0.000054	1	09/19/22 11:54	09/19/22 17:03	7440-41-7	
Boron	**0.0097J**	mg/L	0.040	0.0086	1	09/19/22 11:54	09/19/22 17:03	7440-42-8	
Cadmium	ND	mg/L	0.00050	0.00011	1	09/19/22 11:54	09/19/22 17:03	7440-43-9	
Chromium	ND	mg/L	0.0050	0.0011	1	09/19/22 11:54	09/19/22 17:03	7440-47-3	
Cobalt	ND	mg/L	0.0050	0.00039	1	09/19/22 11:54	09/19/22 17:03	7440-48-4	
Lead	ND	mg/L	0.0010	0.00089	1	09/19/22 11:54	09/19/22 17:03	7439-92-1	
Lithium	ND	mg/L	0.030	0.00073	1	09/19/22 11:54	09/19/22 17:03	7439-93-2	
Molybdenum	ND	mg/L	0.010	0.00074	1	09/19/22 11:54	09/19/22 17:03	7439-98-7	
Selenium	ND	mg/L	0.0050	0.0014	1	09/19/22 11:54	09/19/22 17:03	7782-49-2	
Thallium	ND	mg/L	0.0010	0.00018	1	09/19/22 11:54	09/19/22 17:03	7440-28-0	
7470 Mercury	Analytical Method: EPA 7470A Preparation Method: EPA 7470A Pace Analytical Services - Peachtree Corners, GA								
Mercury	ND	mg/L	0.00020	0.00013	1	09/19/22 08:35	09/19/22 14:40	7439-97-6	
2540C Total Dissolved Solids	Analytical Method: SM 2540C-2015 Pace Analytical Services - Peachtree Corners, GA								
Total Dissolved Solids	ND	mg/L	25.0	10.0	1		09/02/22 11:17		
300.0 IC Anions 28 Days	Analytical Method: EPA 300.0 Rev 2.1 1993 Pace Analytical Services - Asheville								
Chloride	ND	mg/L	1.0	0.60	1		09/08/22 21:02	16887-00-6	
Fluoride	ND	mg/L	0.10	0.050	1		09/08/22 21:02	16984-48-8	
Sulfate	ND	mg/L	1.0	0.50	1		09/08/22 21:02	14808-79-8	

REPORT OF LABORATORY ANALYSIS

This report shall not be reproduced, except in full,
without the written consent of Pace Analytical Services, LLC.

Pace Analytical Services, LLC
110 Technology Parkway
Peachtree Corners, GA 30092
(770)734-4200

ANALYTICAL RESULTS

Project: Plant Yates AMA-R6
Pace Project No.: 92623532

Sample: AMA-FB-1 **Lab ID: 92623532003** Collected: 08/31/22 17:50 Received: 09/01/22 09:05 Matrix: Water

Parameters	Results	Units	Report Limit	MDL	DF	Prepared	Analyzed	CAS No.	Qual
6010D ATL ICP	Analytical Method: EPA 6010D Preparation Method: EPA 3010A Pace Analytical Services - Peachtree Corners, GA								
Calcium	ND	mg/L	1.0	0.12	1	09/15/22 15:08	09/15/22 21:43	7440-70-2	
6020 MET ICPMS	Analytical Method: EPA 6020B Preparation Method: EPA 3005A Pace Analytical Services - Peachtree Corners, GA								
Antimony	ND	mg/L	0.0030	0.00078	1	09/19/22 11:54	09/19/22 17:09	7440-36-0	
Arsenic	ND	mg/L	0.0050	0.0022	1	09/19/22 11:54	09/19/22 17:09	7440-38-2	
Barium	ND	mg/L	0.0050	0.00067	1	09/19/22 11:54	09/19/22 17:09	7440-39-3	
Beryllium	ND	mg/L	0.00050	0.000054	1	09/19/22 11:54	09/19/22 17:09	7440-41-7	
Boron	ND	mg/L	0.040	0.0086	1	09/19/22 11:54	09/19/22 17:09	7440-42-8	
Cadmium	ND	mg/L	0.00050	0.00011	1	09/19/22 11:54	09/19/22 17:09	7440-43-9	
Chromium	ND	mg/L	0.0050	0.0011	1	09/19/22 11:54	09/19/22 17:09	7440-47-3	
Cobalt	ND	mg/L	0.0050	0.00039	1	09/19/22 11:54	09/19/22 17:09	7440-48-4	
Lead	ND	mg/L	0.0010	0.00089	1	09/19/22 11:54	09/19/22 17:09	7439-92-1	
Lithium	ND	mg/L	0.030	0.00073	1	09/19/22 11:54	09/19/22 17:09	7439-93-2	
Molybdenum	ND	mg/L	0.010	0.00074	1	09/19/22 11:54	09/19/22 17:09	7439-98-7	
Selenium	ND	mg/L	0.0050	0.0014	1	09/19/22 11:54	09/19/22 17:09	7782-49-2	
Thallium	ND	mg/L	0.0010	0.00018	1	09/19/22 11:54	09/19/22 17:09	7440-28-0	
7470 Mercury	Analytical Method: EPA 7470A Preparation Method: EPA 7470A Pace Analytical Services - Peachtree Corners, GA								
Mercury	ND	mg/L	0.00020	0.00013	1	09/19/22 08:35	09/19/22 14:42	7439-97-6	
2540C Total Dissolved Solids	Analytical Method: SM 2540C-2015 Pace Analytical Services - Peachtree Corners, GA								
Total Dissolved Solids	ND	mg/L	25.0	10.0	1		09/02/22 11:17		
300.0 IC Anions 28 Days	Analytical Method: EPA 300.0 Rev 2.1 1993 Pace Analytical Services - Asheville								
Chloride	ND	mg/L	1.0	0.60	1		09/08/22 21:16	16887-00-6	
Fluoride	ND	mg/L	0.10	0.050	1		09/08/22 21:16	16984-48-8	
Sulfate	ND	mg/L	1.0	0.50	1		09/08/22 21:16	14808-79-8	

REPORT OF LABORATORY ANALYSIS

This report shall not be reproduced, except in full,
without the written consent of Pace Analytical Services, LLC.

Pace Analytical Services, LLC
110 Technology Parkway
Peachtree Corners, GA 30092
(770)734-4200

ANALYTICAL RESULTS

Project: Plant Yates AMA-R6
Pace Project No.: 92623532

Sample: YAMW-1 **Lab ID: 92623532004** Collected: 08/31/22 17:50 Received: 09/01/22 09:05 Matrix: Water

Parameters	Results	Units	Report Limit	MDL	DF	Prepared	Analyzed	CAS No.	Qual
Field Data	Analytical Method: Pace Analytical Services - Charlotte								
Performed by	**Customer**				1		09/02/22 10:30		
Collected Date	**8/31/22**				1		09/02/22 10:30		
Collected Time	**17:50**				1		09/02/22 10:30		
pH	**5.64**	Std. Units			1		09/02/22 10:30		
6010D ATL ICP	Analytical Method: EPA 6010D Preparation Method: EPA 3010A Pace Analytical Services - Peachtree Corners, GA								
Calcium	**27.0**	mg/L	1.0	0.12	1	09/15/22 15:08	09/15/22 21:48	7440-70-2	
6020 MET ICPMS	Analytical Method: EPA 6020B Preparation Method: EPA 3005A Pace Analytical Services - Peachtree Corners, GA								
Antimony	**0.0016J**	mg/L	0.0030	0.00078	1	09/19/22 11:54	09/19/22 17:14	7440-36-0	
Arsenic	ND	mg/L	0.0050	0.0022	1	09/19/22 11:54	09/19/22 17:14	7440-38-2	
Barium	**0.085**	mg/L	0.0050	0.00067	1	09/19/22 11:54	09/19/22 17:14	7440-39-3	
Beryllium	**0.00011J**	mg/L	0.00050	0.000054	1	09/19/22 11:54	09/19/22 17:14	7440-41-7	
Boron	**0.58**	mg/L	0.040	0.0086	1	09/19/22 11:54	09/19/22 17:14	7440-42-8	
Cadmium	**0.00015J**	mg/L	0.00050	0.00011	1	09/19/22 11:54	09/19/22 17:14	7440-43-9	
Chromium	ND	mg/L	0.0050	0.0011	1	09/19/22 11:54	09/19/22 17:14	7440-47-3	
Cobalt	**0.0041J**	mg/L	0.0050	0.00039	1	09/19/22 11:54	09/19/22 17:14	7440-48-4	
Lead	ND	mg/L	0.0010	0.00089	1	09/19/22 11:54	09/19/22 17:14	7439-92-1	
Lithium	**0.021J**	mg/L	0.030	0.00073	1	09/19/22 11:54	09/19/22 17:14	7439-93-2	
Molybdenum	ND	mg/L	0.010	0.00074	1	09/19/22 11:54	09/19/22 17:14	7439-98-7	
Selenium	**0.0041J**	mg/L	0.0050	0.0014	1	09/19/22 11:54	09/19/22 17:14	7782-49-2	
Thallium	ND	mg/L	0.0010	0.00018	1	09/19/22 11:54	09/19/22 17:14	7440-28-0	
7470 Mercury	Analytical Method: EPA 7470A Preparation Method: EPA 7470A Pace Analytical Services - Peachtree Corners, GA								
Mercury	ND	mg/L	0.00020	0.00013	1	09/19/22 08:35	09/19/22 14:45	7439-97-6	
2540C Total Dissolved Solids	Analytical Method: SM 2540C-2015 Pace Analytical Services - Peachtree Corners, GA								
Total Dissolved Solids	**336**	mg/L	25.0	10.0	1		09/05/22 13:09		
300.0 IC Anions 28 Days	Analytical Method: EPA 300.0 Rev 2.1 1993 Pace Analytical Services - Asheville								
Chloride	**5.3**	mg/L	1.0	0.60	1		09/08/22 21:30	16887-00-6	
Fluoride	ND	mg/L	0.10	0.050	1		09/08/22 21:30	16984-48-8	
Sulfate	**173**	mg/L	4.0	2.0	4		09/09/22 06:07	14808-79-8	

REPORT OF LABORATORY ANALYSIS

This report shall not be reproduced, except in full,
without the written consent of Pace Analytical Services, LLC.

Pace Analytical Services, LLC
110 Technology Parkway
Peachtree Corners, GA 30092
(770)734-4200

ANALYTICAL RESULTS

Project: Plant Yates AMA-R6
Pace Project No.: 92623532

Sample: AMA-DUP-1 **Lab ID: 92623532005** Collected: 08/31/22 17:50 Received: 09/01/22 09:05 Matrix: Water

Parameters	Results	Units	Report Limit	MDL	DF	Prepared	Analyzed	CAS No.	Qual
Field Data	Analytical Method: Pace Analytical Services - Charlotte								
Performed by	**Customer**				1		09/02/22 10:30		
Collected Date	**8/31/22**				1		09/02/22 10:30		
Collected Time	**17:50**				1		09/02/22 10:30		
pH	**5.64**	Std. Units			1		09/02/22 10:30		
6010D ATL ICP	Analytical Method: EPA 6010D Preparation Method: EPA 3010A Pace Analytical Services - Peachtree Corners, GA								
Calcium	**27.4**	mg/L	1.0	0.12	1	09/15/22 15:08	09/15/22 21:53	7440-70-2	
6020 MET ICPMS	Analytical Method: EPA 6020B Preparation Method: EPA 3005A Pace Analytical Services - Peachtree Corners, GA								
Antimony	**0.0015J**	mg/L	0.0030	0.00078	1	09/19/22 11:54	09/19/22 17:20	7440-36-0	
Arsenic	ND	mg/L	0.0050	0.0022	1	09/19/22 11:54	09/19/22 17:20	7440-38-2	
Barium	**0.088**	mg/L	0.0050	0.00067	1	09/19/22 11:54	09/19/22 17:20	7440-39-3	
Beryllium	**0.00012J**	mg/L	0.00050	0.000054	1	09/19/22 11:54	09/19/22 17:20	7440-41-7	
Boron	**0.63**	mg/L	0.040	0.0086	1	09/19/22 11:54	09/19/22 17:20	7440-42-8	
Cadmium	**0.00016J**	mg/L	0.00050	0.00011	1	09/19/22 11:54	09/19/22 17:20	7440-43-9	
Chromium	ND	mg/L	0.0050	0.0011	1	09/19/22 11:54	09/19/22 17:20	7440-47-3	
Cobalt	**0.0044J**	mg/L	0.0050	0.00039	1	09/19/22 11:54	09/19/22 17:20	7440-48-4	
Lead	ND	mg/L	0.0010	0.00089	1	09/19/22 11:54	09/19/22 17:20	7439-92-1	
Lithium	**0.021J**	mg/L	0.030	0.00073	1	09/19/22 11:54	09/19/22 17:20	7439-93-2	
Molybdenum	ND	mg/L	0.010	0.00074	1	09/19/22 11:54	09/19/22 17:20	7439-98-7	
Selenium	**0.0044J**	mg/L	0.0050	0.0014	1	09/19/22 11:54	09/19/22 17:20	7782-49-2	
Thallium	ND	mg/L	0.0010	0.00018	1	09/19/22 11:54	09/19/22 17:20	7440-28-0	
7470 Mercury	Analytical Method: EPA 7470A Preparation Method: EPA 7470A Pace Analytical Services - Peachtree Corners, GA								
Mercury	ND	mg/L	0.00020	0.00013	1	09/19/22 08:35	09/19/22 14:53	7439-97-6	
2540C Total Dissolved Solids	Analytical Method: SM 2540C-2015 Pace Analytical Services - Peachtree Corners, GA								
Total Dissolved Solids	**328**	mg/L	25.0	10.0	1		09/05/22 13:09		
300.0 IC Anions 28 Days	Analytical Method: EPA 300.0 Rev 2.1 1993 Pace Analytical Services - Asheville								
Chloride	**5.3**	mg/L	1.0	0.60	1		09/08/22 21:44	16887-00-6	
Fluoride	ND	mg/L	0.10	0.050	1		09/08/22 21:44	16984-48-8	
Sulfate	**173**	mg/L	4.0	2.0	4		09/09/22 06:21	14808-79-8	

REPORT OF LABORATORY ANALYSIS

This report shall not be reproduced, except in full,
without the written consent of Pace Analytical Services, LLC.

Pace Analytical Services, LLC
110 Technology Parkway
Peachtree Corners, GA 30092
(770)734-4200

ANALYTICAL RESULTS

Project: Plant Yates AMA-R6
Pace Project No.: 92623532

Sample: PZ-35 **Lab ID: 92623532006** Collected: 08/31/22 17:32 Received: 09/01/22 09:05 Matrix: Water

Parameters	Results	Units	Report Limit	MDL	DF	Prepared	Analyzed	CAS No.	Qual
Field Data	Analytical Method: Pace Analytical Services - Charlotte								
Performed by	**Customer**				1		09/02/22 10:35		
Collected Date	**8/31/22**				1		09/02/22 10:35		
Collected Time	**17:32**				1		09/02/22 10:35		
pH	**5.28**	Std. Units			1		09/02/22 10:35		
6010D ATL ICP	Analytical Method: EPA 6010D Preparation Method: EPA 3010A Pace Analytical Services - Peachtree Corners, GA								
Calcium	**11.8**	mg/L	1.0	0.12	1	09/15/22 15:08	09/15/22 21:58	7440-70-2	
6020 MET ICPMS	Analytical Method: EPA 6020B Preparation Method: EPA 3005A Pace Analytical Services - Peachtree Corners, GA								
Antimony	ND	mg/L	0.0030	0.00078	1	09/19/22 11:54	09/19/22 17:51	7440-36-0	
Arsenic	ND	mg/L	0.0050	0.0022	1	09/19/22 11:54	09/19/22 17:51	7440-38-2	
Barium	**0.10**	mg/L	0.0050	0.00067	1	09/19/22 11:54	09/19/22 17:51	7440-39-3	
Beryllium	**0.00061**	mg/L	0.00050	0.000054	1	09/19/22 11:54	09/19/22 17:51	7440-41-7	
Boron	**0.052**	mg/L	0.040	0.0086	1	09/19/22 11:54	09/19/22 17:51	7440-42-8	
Cadmium	**0.00011J**	mg/L	0.00050	0.00011	1	09/19/22 11:54	09/19/22 17:51	7440-43-9	
Chromium	ND	mg/L	0.0050	0.0011	1	09/19/22 11:54	09/19/22 17:51	7440-47-3	
Cobalt	ND	mg/L	0.0050	0.00039	1	09/19/22 11:54	09/19/22 17:51	7440-48-4	
Lead	ND	mg/L	0.0010	0.00089	1	09/19/22 11:54	09/19/22 17:51	7439-92-1	
Lithium	**0.0025J**	mg/L	0.030	0.00073	1	09/19/22 11:54	09/19/22 17:51	7439-93-2	
Molybdenum	ND	mg/L	0.010	0.00074	1	09/19/22 11:54	09/19/22 17:51	7439-98-7	
Selenium	**0.0033J**	mg/L	0.0050	0.0014	1	09/19/22 11:54	09/19/22 17:51	7782-49-2	
Thallium	ND	mg/L	0.0010	0.00018	1	09/19/22 11:54	09/19/22 17:51	7440-28-0	
7470 Mercury	Analytical Method: EPA 7470A Preparation Method: EPA 7470A Pace Analytical Services - Peachtree Corners, GA								
Mercury	ND	mg/L	0.00020	0.00013	1	09/19/22 08:35	09/19/22 14:55	7439-97-6	
2540C Total Dissolved Solids	Analytical Method: SM 2540C-2015 Pace Analytical Services - Peachtree Corners, GA								
Total Dissolved Solids	**173**	mg/L	25.0	10.0	1		09/05/22 13:09		
300.0 IC Anions 28 Days	Analytical Method: EPA 300.0 Rev 2.1 1993 Pace Analytical Services - Asheville								
Chloride	**5.5**	mg/L	1.0	0.60	1		09/08/22 22:26	16887-00-6	
Fluoride	ND	mg/L	0.10	0.050	1		09/08/22 22:26	16984-48-8	
Sulfate	**67.9**	mg/L	1.0	0.50	1		09/08/22 22:26	14808-79-8	

REPORT OF LABORATORY ANALYSIS

This report shall not be reproduced, except in full,
without the written consent of Pace Analytical Services, LLC.

Pace Analytical Services, LLC
110 Technology Parkway
Peachtree Corners, GA 30092
(770)734-4200

ANALYTICAL RESULTS

Project: Plant Yates AMA-R6
Pace Project No.: 92623532

Sample: YGWC-38 **Lab ID: 92623532007** Collected: 09/01/22 15:00 Received: 09/02/22 09:15 Matrix: Water

Parameters	Results	Units	Report Limit	MDL	DF	Prepared	Analyzed	CAS No.	Qual
Field Data	Analytical Method: Pace Analytical Services - Charlotte								
Performed by	**Customer**				1		09/22/22 16:55		
Collected Date	**9/1/22**				1		09/22/22 16:55		
Collected Time	**15:00**				1		09/22/22 16:55		
pH	**4.91**	Std. Units			1		09/22/22 16:55		
6010D ATL ICP	Analytical Method: EPA 6010D Preparation Method: EPA 3010A Pace Analytical Services - Peachtree Corners, GA								
Calcium	**59.4**	mg/L	1.0	0.12	1	09/15/22 14:54	09/15/22 18:52	7440-70-2	
6020 MET ICPMS	Analytical Method: EPA 6020B Preparation Method: EPA 3005A Pace Analytical Services - Peachtree Corners, GA								
Antimony	ND	mg/L	0.0030	0.00078	1	09/19/22 11:54	09/19/22 17:57	7440-36-0	
Arsenic	ND	mg/L	0.0050	0.0022	1	09/19/22 11:54	09/19/22 17:57	7440-38-2	
Barium	**0.014**	mg/L	0.0050	0.00067	1	09/19/22 11:54	09/19/22 17:57	7440-39-3	
Beryllium	**0.0022**	mg/L	0.00050	0.000054	1	09/19/22 11:54	09/19/22 17:57	7440-41-7	
Boron	**4.8**	mg/L	0.040	0.0086	1	09/19/22 11:54	09/19/22 17:57	7440-42-8	
Cadmium	**0.00094**	mg/L	0.00050	0.00011	1	09/19/22 11:54	09/19/22 17:57	7440-43-9	
Chromium	ND	mg/L	0.0050	0.0011	1	09/19/22 11:54	09/19/22 17:57	7440-47-3	
Cobalt	ND	mg/L	0.0050	0.00039	1	09/19/22 11:54	09/19/22 17:57	7440-48-4	
Lead	ND	mg/L	0.0010	0.00089	1	09/19/22 11:54	09/19/22 17:57	7439-92-1	
Lithium	**0.0060J**	mg/L	0.030	0.00073	1	09/19/22 11:54	09/19/22 17:57	7439-93-2	
Molybdenum	ND	mg/L	0.010	0.00074	1	09/19/22 11:54	09/19/22 17:57	7439-98-7	
Selenium	**0.055**	mg/L	0.0050	0.0014	1	09/19/22 11:54	09/19/22 17:57	7782-49-2	
Thallium	ND	mg/L	0.0010	0.00018	1	09/19/22 11:54	09/19/22 17:57	7440-28-0	
7470 Mercury	Analytical Method: EPA 7470A Preparation Method: EPA 7470A Pace Analytical Services - Peachtree Corners, GA								
Mercury	ND	mg/L	0.00020	0.00013	1	09/19/22 08:35	09/19/22 14:58	7439-97-6	
2540C Total Dissolved Solids	Analytical Method: SM 2540C-2015 Pace Analytical Services - Peachtree Corners, GA								
Total Dissolved Solids	**499**	mg/L	25.0	10.0	1		09/05/22 13:10		
300.0 IC Anions 28 Days	Analytical Method: EPA 300.0 Rev 2.1 1993 Pace Analytical Services - Asheville								
Chloride	**4.2**	mg/L	1.0	0.60	1		09/09/22 03:19	16887-00-6	
Fluoride	ND	mg/L	0.10	0.050	1		09/09/22 03:19	16984-48-8	
Sulfate	**282**	mg/L	6.0	3.0	6		09/09/22 09:25	14808-79-8	

REPORT OF LABORATORY ANALYSIS

This report shall not be reproduced, except in full,
without the written consent of Pace Analytical Services, LLC.

Pace Analytical Services, LLC
110 Technology Parkway
Peachtree Corners, GA 30092
(770)734-4200

ANALYTICAL RESULTS

Project: Plant Yates AMA-R6
Pace Project No.: 92623532

Sample: AMA-DUP-2 **Lab ID: 92623532008** Collected: 09/01/22 00:00 Received: 09/02/22 09:15 Matrix: Water

Parameters	Results	Units	Report Limit	MDL	DF	Prepared	Analyzed	CAS No.	Qual
6010D ATL ICP	Analytical Method: EPA 6010D Preparation Method: EPA 3010A Pace Analytical Services - Peachtree Corners, GA								
Calcium	**59.7**	mg/L	1.0	0.12	1	09/15/22 14:54	09/15/22 18:57	7440-70-2	
6020 MET ICPMS	Analytical Method: EPA 6020B Preparation Method: EPA 3005A Pace Analytical Services - Peachtree Corners, GA								
Antimony	ND	mg/L	0.0030	0.00078	1	09/19/22 11:54	09/19/22 18:03	7440-36-0	
Arsenic	ND	mg/L	0.0050	0.0022	1	09/19/22 11:54	09/19/22 18:03	7440-38-2	
Barium	**0.015**	mg/L	0.0050	0.00067	1	09/19/22 11:54	09/19/22 18:03	7440-39-3	
Beryllium	**0.0023**	mg/L	0.00050	0.000054	1	09/19/22 11:54	09/19/22 18:03	7440-41-7	
Boron	**5.2**	mg/L	0.040	0.0086	1	09/19/22 11:54	09/19/22 18:03	7440-42-8	
Cadmium	**0.00094**	mg/L	0.00050	0.00011	1	09/19/22 11:54	09/19/22 18:03	7440-43-9	
Chromium	ND	mg/L	0.0050	0.0011	1	09/19/22 11:54	09/19/22 18:03	7440-47-3	
Cobalt	ND	mg/L	0.0050	0.00039	1	09/19/22 11:54	09/19/22 18:03	7440-48-4	
Lead	ND	mg/L	0.0010	0.00089	1	09/19/22 11:54	09/19/22 18:03	7439-92-1	
Lithium	**0.0062J**	mg/L	0.030	0.00073	1	09/19/22 11:54	09/19/22 18:03	7439-93-2	
Molybdenum	ND	mg/L	0.010	0.00074	1	09/19/22 11:54	09/19/22 18:03	7439-98-7	
Selenium	**0.054**	mg/L	0.0050	0.0014	1	09/19/22 11:54	09/19/22 18:03	7782-49-2	
Thallium	ND	mg/L	0.0010	0.00018	1	09/19/22 11:54	09/19/22 18:03	7440-28-0	
7470 Mercury	Analytical Method: EPA 7470A Preparation Method: EPA 7470A Pace Analytical Services - Peachtree Corners, GA								
Mercury	ND	mg/L	0.00020	0.00013	1	09/19/22 08:35	09/19/22 15:01	7439-97-6	
2540C Total Dissolved Solids	Analytical Method: SM 2540C-2015 Pace Analytical Services - Peachtree Corners, GA								
Total Dissolved Solids	**531**	mg/L	25.0	10.0	1		09/06/22 14:53		
300.0 IC Anions 28 Days	Analytical Method: EPA 300.0 Rev 2.1 1993 Pace Analytical Services - Asheville								
Chloride	**4.2**	mg/L	1.0	0.60	1		09/09/22 03:33	16887-00-6	
Fluoride	ND	mg/L	0.10	0.050	1		09/09/22 03:33	16984-48-8	
Sulfate	**283**	mg/L	6.0	3.0	6		09/09/22 09:39	14808-79-8	

REPORT OF LABORATORY ANALYSIS

This report shall not be reproduced, except in full,
without the written consent of Pace Analytical Services, LLC.

Pace Analytical Services, LLC
110 Technology Parkway
Peachtree Corners, GA 30092
(770)734-4200

ANALYTICAL RESULTS

Project: Plant Yates AMA-R6
Pace Project No.: 92623532

Sample: YGWC-41 **Lab ID: 92623532009** Collected: 09/01/22 12:40 Received: 09/02/22 09:15 Matrix: Water

Parameters	Results	Units	Report Limit	MDL	DF	Prepared	Analyzed	CAS No.	Qual
Field Data	Analytical Method: Pace Analytical Services - Charlotte								
Performed by	**Customer**				1		09/22/22 16:56		
Collected Date	**9/1/22**				1		09/22/22 16:56		
Collected Time	**12:40**				1		09/22/22 16:56		
pH	**4.43**	Std. Units			1		09/22/22 16:56		
6010D ATL ICP	Analytical Method: EPA 6010D Preparation Method: EPA 3010A Pace Analytical Services - Peachtree Corners, GA								
Calcium	**12.9**	mg/L	1.0	0.12	1	09/15/22 14:54	09/15/22 19:01	7440-70-2	
6020 MET ICPMS	Analytical Method: EPA 6020B Preparation Method: EPA 3005A Pace Analytical Services - Peachtree Corners, GA								
Antimony	ND	mg/L	0.0030	0.00078	1	09/19/22 11:54	09/19/22 18:09	7440-36-0	
Arsenic	ND	mg/L	0.0050	0.0022	1	09/19/22 11:54	09/19/22 18:09	7440-38-2	
Barium	**0.019**	mg/L	0.0050	0.00067	1	09/19/22 11:54	09/19/22 18:09	7440-39-3	
Beryllium	**0.0013**	mg/L	0.00050	0.000054	1	09/19/22 11:54	09/19/22 18:09	7440-41-7	
Boron	**3.6**	mg/L	0.040	0.0086	1	09/19/22 11:54	09/19/22 18:09	7440-42-8	
Cadmium	ND	mg/L	0.00050	0.00011	1	09/19/22 11:54	09/19/22 18:09	7440-43-9	
Chromium	ND	mg/L	0.0050	0.0011	1	09/19/22 11:54	09/19/22 18:09	7440-47-3	
Cobalt	ND	mg/L	0.0050	0.00039	1	09/19/22 11:54	09/19/22 18:09	7440-48-4	
Lead	ND	mg/L	0.0010	0.00089	1	09/19/22 11:54	09/19/22 18:09	7439-92-1	
Lithium	**0.0019J**	mg/L	0.030	0.00073	1	09/19/22 11:54	09/19/22 18:09	7439-93-2	
Molybdenum	ND	mg/L	0.010	0.00074	1	09/19/22 11:54	09/19/22 18:09	7439-98-7	
Selenium	**0.027**	mg/L	0.0050	0.0014	1	09/19/22 11:54	09/19/22 18:09	7782-49-2	
Thallium	ND	mg/L	0.0010	0.00018	1	09/19/22 11:54	09/19/22 18:09	7440-28-0	
7470 Mercury	Analytical Method: EPA 7470A Preparation Method: EPA 7470A Pace Analytical Services - Peachtree Corners, GA								
Mercury	ND	mg/L	0.00020	0.00013	1	09/19/22 08:35	09/19/22 15:03	7439-97-6	
2540C Total Dissolved Solids	Analytical Method: SM 2540C-2015 Pace Analytical Services - Peachtree Corners, GA								
Total Dissolved Solids	**205**	mg/L	25.0	10.0	1		09/05/22 13:10		
300.0 IC Anions 28 Days	Analytical Method: EPA 300.0 Rev 2.1 1993 Pace Analytical Services - Asheville								
Chloride	**3.8**	mg/L	1.0	0.60	1		09/09/22 03:47	16887-00-6	
Fluoride	ND	mg/L	0.10	0.050	1		09/09/22 03:47	16984-48-8	
Sulfate	**117**	mg/L	2.0	1.0	2		09/09/22 09:54	14808-79-8	

REPORT OF LABORATORY ANALYSIS

This report shall not be reproduced, except in full,
without the written consent of Pace Analytical Services, LLC.

Pace Analytical Services, LLC
110 Technology Parkway
Peachtree Corners, GA 30092
(770)734-4200

ANALYTICAL RESULTS

Project: Plant Yates AMA-R6
Pace Project No.: 92623532

Sample: YGWC-36A **Lab ID: 92623532010** Collected: 09/01/22 00:00 Received: 09/02/22 09:15 Matrix: Water

Parameters	Results	Units	Report Limit	MDL	DF	Prepared	Analyzed	CAS No.	Qual
Field Data	Analytical Method: Pace Analytical Services - Charlotte								
Performed by	**Customer**				1		09/22/22 16:56		
Collected Date	**9/1/22**				1		09/22/22 16:56		
pH	**5.18**	Std. Units			1		09/22/22 16:56		
6010D ATL ICP	Analytical Method: EPA 6010D Preparation Method: EPA 3010A Pace Analytical Services - Peachtree Corners, GA								
Calcium	**6.3**	mg/L	1.0	0.12	1	09/15/22 14:54	09/15/22 19:06	7440-70-2	
6020 MET ICPMS	Analytical Method: EPA 6020B Preparation Method: EPA 3005A Pace Analytical Services - Peachtree Corners, GA								
Antimony	ND	mg/L	0.0030	0.00078	1	09/19/22 11:54	09/19/22 18:15	7440-36-0	
Arsenic	ND	mg/L	0.0050	0.0022	1	09/19/22 11:54	09/19/22 18:15	7440-38-2	
Barium	**0.059**	mg/L	0.0050	0.00067	1	09/19/22 11:54	09/19/22 18:15	7440-39-3	
Beryllium	**0.00053**	mg/L	0.00050	0.000054	1	09/19/22 11:54	09/19/22 18:15	7440-41-7	
Boron	**0.067**	mg/L	0.040	0.0086	1	09/19/22 11:54	09/19/22 18:15	7440-42-8	
Cadmium	ND	mg/L	0.00050	0.00011	1	09/19/22 11:54	09/19/22 18:15	7440-43-9	
Chromium	ND	mg/L	0.0050	0.0011	1	09/19/22 11:54	09/19/22 18:15	7440-47-3	
Cobalt	ND	mg/L	0.0050	0.00039	1	09/19/22 11:54	09/19/22 18:15	7440-48-4	
Lead	ND	mg/L	0.0010	0.00089	1	09/19/22 11:54	09/19/22 18:15	7439-92-1	
Lithium	**0.00089J**	mg/L	0.030	0.00073	1	09/19/22 11:54	09/19/22 18:15	7439-93-2	
Molybdenum	ND	mg/L	0.010	0.00074	1	09/19/22 11:54	09/19/22 18:15	7439-98-7	
Selenium	ND	mg/L	0.0050	0.0014	1	09/19/22 11:54	09/19/22 18:15	7782-49-2	
Thallium	ND	mg/L	0.0010	0.00018	1	09/19/22 11:54	09/19/22 18:15	7440-28-0	
7470 Mercury	Analytical Method: EPA 7470A Preparation Method: EPA 7470A Pace Analytical Services - Peachtree Corners, GA								
Mercury	ND	mg/L	0.00020	0.00013	1	09/19/22 08:35	09/19/22 15:06	7439-97-6	
2540C Total Dissolved Solids	Analytical Method: SM 2540C-2015 Pace Analytical Services - Peachtree Corners, GA								
Total Dissolved Solids	**108**	mg/L	25.0	10.0	1		09/05/22 13:10		
300.0 IC Anions 28 Days	Analytical Method: EPA 300.0 Rev 2.1 1993 Pace Analytical Services - Asheville								
Chloride	**6.2**	mg/L	1.0	0.60	1		09/09/22 04:01	16887-00-6	
Fluoride	ND	mg/L	0.10	0.050	1		09/09/22 04:01	16984-48-8	
Sulfate	**28.2**	mg/L	1.0	0.50	1		09/09/22 04:01	14808-79-8	

REPORT OF LABORATORY ANALYSIS

This report shall not be reproduced, except in full,
without the written consent of Pace Analytical Services, LLC.

Pace Analytical Services, LLC
110 Technology Parkway
Peachtree Corners, GA 30092
(770)734-4200

ANALYTICAL RESULTS

Project: Plant Yates AMA-R6
Pace Project No.: 92623532

Sample: YGWC-42 **Lab ID: 92623532011** Collected: 09/01/22 00:00 Received: 09/02/22 09:15 Matrix: Water

Parameters	Results	Units	Report Limit	MDL	DF	Prepared	Analyzed	CAS No.	Qual
Field Data	Analytical Method: Pace Analytical Services - Charlotte								
Performed by	**Customer**				1		09/22/22 16:57		
Collected Date	**9/1/22**				1		09/22/22 16:57		
pH	**5.49**	Std. Units			1		09/22/22 16:57		
6010D ATL ICP	Analytical Method: EPA 6010D Preparation Method: EPA 3010A Pace Analytical Services - Peachtree Corners, GA								
Calcium	**68.5**	mg/L	1.0	0.12	1	09/15/22 14:54	09/15/22 19:11	7440-70-2	
6020 MET ICPMS	Analytical Method: EPA 6020B Preparation Method: EPA 3005A Pace Analytical Services - Peachtree Corners, GA								
Antimony	ND	mg/L	0.0030	0.00078	1	09/19/22 11:54	09/19/22 18:21	7440-36-0	
Arsenic	ND	mg/L	0.0050	0.0022	1	09/19/22 11:54	09/19/22 18:21	7440-38-2	
Barium	**0.023**	mg/L	0.0050	0.00067	1	09/19/22 11:54	09/19/22 18:21	7440-39-3	
Beryllium	ND	mg/L	0.00050	0.000054	1	09/19/22 11:54	09/19/22 18:21	7440-41-7	
Boron	**13.4**	mg/L	2.0	0.43	50	09/19/22 11:54	09/20/22 09:50	7440-42-8	
Cadmium	ND	mg/L	0.00050	0.00011	1	09/19/22 11:54	09/19/22 18:21	7440-43-9	
Chromium	ND	mg/L	0.0050	0.0011	1	09/19/22 11:54	09/19/22 18:21	7440-47-3	
Cobalt	**0.0015J**	mg/L	0.0050	0.00039	1	09/19/22 11:54	09/19/22 18:21	7440-48-4	
Lead	ND	mg/L	0.0010	0.00089	1	09/19/22 11:54	09/19/22 18:21	7439-92-1	
Lithium	**0.054**	mg/L	0.030	0.00073	1	09/19/22 11:54	09/19/22 18:21	7439-93-2	
Molybdenum	**0.00079J**	mg/L	0.010	0.00074	1	09/19/22 11:54	09/19/22 18:21	7439-98-7	
Selenium	**0.035**	mg/L	0.0050	0.0014	1	09/19/22 11:54	09/19/22 18:21	7782-49-2	
Thallium	ND	mg/L	0.0010	0.00018	1	09/19/22 11:54	09/19/22 18:21	7440-28-0	
7470 Mercury	Analytical Method: EPA 7470A Preparation Method: EPA 7470A Pace Analytical Services - Peachtree Corners, GA								
Mercury	ND	mg/L	0.00020	0.00013	1	09/19/22 08:35	09/19/22 15:09	7439-97-6	
2540C Total Dissolved Solids	Analytical Method: SM 2540C-2015 Pace Analytical Services - Peachtree Corners, GA								
Total Dissolved Solids	**934**	mg/L	50.0	20.0	1		09/05/22 13:10		
300.0 IC Anions 28 Days	Analytical Method: EPA 300.0 Rev 2.1 1993 Pace Analytical Services - Asheville								
Chloride	**3.3**	mg/L	1.0	0.60	1		09/09/22 04:15	16887-00-6	
Fluoride	**0.053J**	mg/L	0.10	0.050	1		09/09/22 04:15	16984-48-8	
Sulfate	**502**	mg/L	10.0	5.0	10		09/09/22 10:35	14808-79-8	

REPORT OF LABORATORY ANALYSIS

This report shall not be reproduced, except in full,
without the written consent of Pace Analytical Services, LLC.

Pace Analytical Services, LLC
110 Technology Parkway
Peachtree Corners, GA 30092
(770)734-4200

ANALYTICAL RESULTS

Project: Plant Yates AMA-R6
Pace Project No.: 92623532

Sample: YAMW-3 **Lab ID: 92623532012** Collected: 09/01/22 00:00 Received: 09/02/22 09:15 Matrix: Water

Parameters	Results	Units	Report Limit	MDL	DF	Prepared	Analyzed	CAS No.	Qual
Field Data	Analytical Method: Pace Analytical Services - Charlotte								
Performed by	**Customer**				1		09/22/22 16:57		
Collected Date	**9/1/22**				1		09/22/22 16:57		
pH	**5.93**	Std. Units			1		09/22/22 16:57		
6010D ATL ICP	Analytical Method: EPA 6010D Preparation Method: EPA 3010A Pace Analytical Services - Peachtree Corners, GA								
Calcium	**34.4**	mg/L	1.0	0.12	1	09/15/22 14:54	09/15/22 19:16	7440-70-2	
6020 MET ICPMS	Analytical Method: EPA 6020B Preparation Method: EPA 3005A Pace Analytical Services - Peachtree Corners, GA								
Antimony	ND	mg/L	0.0030	0.00078	1	09/19/22 11:54	09/19/22 18:27	7440-36-0	
Arsenic	ND	mg/L	0.0050	0.0022	1	09/19/22 11:54	09/19/22 18:27	7440-38-2	
Barium	**0.024**	mg/L	0.0050	0.00067	1	09/19/22 11:54	09/19/22 18:27	7440-39-3	
Beryllium	**0.00011J**	mg/L	0.00050	0.000054	1	09/19/22 11:54	09/19/22 18:27	7440-41-7	
Boron	**7.1**	mg/L	0.040	0.0086	1	09/19/22 11:54	09/19/22 18:27	7440-42-8	
Cadmium	ND	mg/L	0.00050	0.00011	1	09/19/22 11:54	09/19/22 18:27	7440-43-9	
Chromium	ND	mg/L	0.0050	0.0011	1	09/19/22 11:54	09/19/22 18:27	7440-47-3	
Cobalt	**0.058**	mg/L	0.0050	0.00039	1	09/19/22 11:54	09/19/22 18:27	7440-48-4	
Lead	ND	mg/L	0.0010	0.00089	1	09/19/22 11:54	09/19/22 18:27	7439-92-1	
Lithium	**0.041**	mg/L	0.030	0.00073	1	09/19/22 11:54	09/19/22 18:27	7439-93-2	
Molybdenum	**0.0057J**	mg/L	0.010	0.00074	1	09/19/22 11:54	09/19/22 18:27	7439-98-7	
Selenium	ND	mg/L	0.0050	0.0014	1	09/19/22 11:54	09/19/22 18:27	7782-49-2	
Thallium	ND	mg/L	0.0010	0.00018	1	09/19/22 11:54	09/19/22 18:27	7440-28-0	
7470 Mercury	Analytical Method: EPA 7470A Preparation Method: EPA 7470A Pace Analytical Services - Peachtree Corners, GA								
Mercury	**0.00016J**	mg/L	0.00020	0.00013	1	09/20/22 16:00	09/21/22 11:41	7439-97-6	R1
2540C Total Dissolved Solids	Analytical Method: SM 2540C-2015 Pace Analytical Services - Peachtree Corners, GA								
Total Dissolved Solids	**632**	mg/L	50.0	20.0	1		09/05/22 13:10		
300.0 IC Anions 28 Days	Analytical Method: EPA 300.0 Rev 2.1 1993 Pace Analytical Services - Asheville								
Chloride	**10.2**	mg/L	1.0	0.60	1		09/09/22 04:57	16887-00-6	
Fluoride	**0.091J**	mg/L	0.10	0.050	1		09/09/22 04:57	16984-48-8	
Sulfate	**324**	mg/L	7.0	3.5	7		09/09/22 10:49	14808-79-8	

REPORT OF LABORATORY ANALYSIS

This report shall not be reproduced, except in full,
without the written consent of Pace Analytical Services, LLC.

Pace Analytical Services, LLC
110 Technology Parkway
Peachtree Corners, GA 30092
(770)734-4200

ANALYTICAL RESULTS

Project: Plant Yates AMA-R6
Pace Project No.: 92623532

Sample: PZ-37 **Lab ID: 92623532013** Collected: 09/01/22 13:00 Received: 09/02/22 09:15 Matrix: Water

Parameters	Results	Units	Report Limit	MDL	DF	Prepared	Analyzed	CAS No.	Qual
Field Data	Analytical Method: Pace Analytical Services - Charlotte								
Performed by	**Customer**				1		09/22/22 16:58		
Collected Date	**9/1/22**				1		09/22/22 16:58		
Collected Time	**13:00**				1		09/22/22 16:58		
pH	**4.98**	Std. Units			1		09/22/22 16:58		
6010D ATL ICP	Analytical Method: EPA 6010D Preparation Method: EPA 3010A Pace Analytical Services - Peachtree Corners, GA								
Calcium	**99.9**	mg/L	1.0	0.12	1	09/15/22 14:54	09/15/22 19:20	7440-70-2	
6020 MET ICPMS	Analytical Method: EPA 6020B Preparation Method: EPA 3005A Pace Analytical Services - Peachtree Corners, GA								
Antimony	**0.00091J**	mg/L	0.0030	0.00078	1	09/19/22 11:54	09/19/22 18:33	7440-36-0	
Arsenic	ND	mg/L	0.0050	0.0022	1	09/19/22 11:54	09/19/22 18:33	7440-38-2	
Barium	**0.023**	mg/L	0.0050	0.00067	1	09/19/22 11:54	09/19/22 18:33	7440-39-3	
Beryllium	**0.0011**	mg/L	0.00050	0.000054	1	09/19/22 11:54	09/19/22 18:33	7440-41-7	
Boron	**9.9**	mg/L	0.040	0.0086	1	09/19/22 11:54	09/19/22 18:33	7440-42-8	
Cadmium	**0.00090**	mg/L	0.00050	0.00011	1	09/19/22 11:54	09/19/22 18:33	7440-43-9	
Chromium	ND	mg/L	0.0050	0.0011	1	09/19/22 11:54	09/19/22 18:33	7440-47-3	
Cobalt	**0.0025J**	mg/L	0.0050	0.00039	1	09/19/22 11:54	09/19/22 18:33	7440-48-4	
Lead	ND	mg/L	0.0010	0.00089	1	09/19/22 11:54	09/19/22 18:33	7439-92-1	
Lithium	**0.016J**	mg/L	0.030	0.00073	1	09/19/22 11:54	09/19/22 18:33	7439-93-2	
Molybdenum	ND	mg/L	0.010	0.00074	1	09/19/22 11:54	09/19/22 18:33	7439-98-7	
Selenium	**0.17**	mg/L	0.0050	0.0014	1	09/19/22 11:54	09/19/22 18:33	7782-49-2	
Thallium	ND	mg/L	0.0010	0.00018	1	09/19/22 11:54	09/19/22 18:33	7440-28-0	
7470 Mercury	Analytical Method: EPA 7470A Preparation Method: EPA 7470A Pace Analytical Services - Peachtree Corners, GA								
Mercury	**0.00019J**	mg/L	0.00020	0.00013	1	09/20/22 16:00	09/21/22 11:51	7439-97-6	
2540C Total Dissolved Solids	Analytical Method: SM 2540C-2015 Pace Analytical Services - Peachtree Corners, GA								
Total Dissolved Solids	**908**	mg/L	50.0	20.0	1		09/05/22 13:10		
300.0 IC Anions 28 Days	Analytical Method: EPA 300.0 Rev 2.1 1993 Pace Analytical Services - Asheville								
Chloride	**4.2**	mg/L	1.0	0.60	1		09/09/22 05:11	16887-00-6	
Fluoride	ND	mg/L	0.10	0.050	1		09/09/22 05:11	16984-48-8	
Sulfate	**490**	mg/L	10.0	5.0	10		09/09/22 11:03	14808-79-8	

REPORT OF LABORATORY ANALYSIS

This report shall not be reproduced, except in full,
without the written consent of Pace Analytical Services, LLC.

Pace Analytical Services, LLC
110 Technology Parkway
Peachtree Corners, GA 30092
(770)734-4200

ANALYTICAL RESULTS

Project: Plant Yates AMA-R6
Pace Project No.: 92623532

Sample: AMA-DUP-3 **Lab ID: 92623532014** Collected: 09/01/22 00:00 Received: 09/02/22 09:15 Matrix: Water

Parameters	Results	Units	Report Limit	MDL	DF	Prepared	Analyzed	CAS No.	Qual
6010D ATL ICP	Analytical Method: EPA 6010D Preparation Method: EPA 3010A Pace Analytical Services - Peachtree Corners, GA								
Calcium	**97.8**	mg/L	1.0	0.12	1	09/15/22 14:54	09/15/22 19:25	7440-70-2	
6020 MET ICPMS	Analytical Method: EPA 6020B Preparation Method: EPA 3005A Pace Analytical Services - Peachtree Corners, GA								
Antimony	ND	mg/L	0.0030	0.00078	1	09/19/22 18:08	09/20/22 18:58	7440-36-0	
Arsenic	ND	mg/L	0.0050	0.0022	1	09/19/22 18:08	09/20/22 18:58	7440-38-2	
Barium	**0.023**	mg/L	0.0050	0.00067	1	09/19/22 18:08	09/20/22 18:58	7440-39-3	
Beryllium	**0.00092**	mg/L	0.00050	0.000054	1	09/19/22 18:08	09/20/22 18:58	7440-41-7	
Boron	**8.8**	mg/L	0.040	0.0086	1	09/19/22 18:08	09/20/22 18:58	7440-42-8	
Cadmium	**0.00082**	mg/L	0.00050	0.00011	1	09/19/22 18:08	09/20/22 18:58	7440-43-9	
Chromium	ND	mg/L	0.0050	0.0011	1	09/19/22 18:08	09/20/22 18:58	7440-47-3	
Cobalt	**0.0018J**	mg/L	0.0050	0.00039	1	09/19/22 18:08	09/20/22 18:58	7440-48-4	
Lead	ND	mg/L	0.0010	0.00089	1	09/19/22 18:08	09/20/22 18:58	7439-92-1	
Lithium	**0.014J**	mg/L	0.030	0.00073	1	09/19/22 18:08	09/20/22 18:58	7439-93-2	
Molybdenum	ND	mg/L	0.010	0.00074	1	09/19/22 18:08	09/20/22 18:58	7439-98-7	
Selenium	**0.17**	mg/L	0.0050	0.0014	1	09/19/22 18:08	09/20/22 18:58	7782-49-2	
Thallium	ND	mg/L	0.0010	0.00018	1	09/19/22 18:08	09/20/22 18:58	7440-28-0	
7470 Mercury	Analytical Method: EPA 7470A Preparation Method: EPA 7470A Pace Analytical Services - Peachtree Corners, GA								
Mercury	ND	mg/L	0.00020	0.00013	1	09/20/22 16:00	09/21/22 11:54	7439-97-6	
2540C Total Dissolved Solids	Analytical Method: SM 2540C-2015 Pace Analytical Services - Peachtree Corners, GA								
Total Dissolved Solids	**838**	mg/L	50.0	20.0	1		09/05/22 13:10		
300.0 IC Anions 28 Days	Analytical Method: EPA 300.0 Rev 2.1 1993 Pace Analytical Services - Asheville								
Chloride	**3.8**	mg/L	1.0	0.60	1		09/08/22 16:38	16887-00-6	
Fluoride	**0.057J**	mg/L	0.10	0.050	1		09/08/22 16:38	16984-48-8	
Sulfate	**495**	mg/L	10.0	5.0	10		09/09/22 10:17	14808-79-8	M1

REPORT OF LABORATORY ANALYSIS

This report shall not be reproduced, except in full,
without the written consent of Pace Analytical Services, LLC.

Pace Analytical Services, LLC
110 Technology Parkway
Peachtree Corners, GA 30092
(770)734-4200

ANALYTICAL RESULTS

Project: Plant Yates AMA-R6
Pace Project No.: 92623532

Sample: PZ-37D **Lab ID: 92623532015** Collected: 09/01/22 11:22 Received: 09/02/22 09:15 Matrix: Water

Parameters	Results	Units	Report Limit	MDL	DF	Prepared	Analyzed	CAS No.	Qual
Field Data	Analytical Method: Pace Analytical Services - Charlotte								
Performed by	**Customer**				1		09/22/22 16:58		
Collected Date	**9/1/22**				1		09/22/22 16:58		
Collected Time	**11:22**				1		09/22/22 16:58		
pH	**8.06**	Std. Units			1		09/22/22 16:58		
6010D ATL ICP	Analytical Method: EPA 6010D Preparation Method: EPA 3010A Pace Analytical Services - Peachtree Corners, GA								
Calcium	**67.9**	mg/L	1.0	0.12	1	09/15/22 14:54	09/15/22 19:39	7440-70-2	
6020 MET ICPMS	Analytical Method: EPA 6020B Preparation Method: EPA 3005A Pace Analytical Services - Peachtree Corners, GA								
Antimony	ND	mg/L	0.0030	0.00078	1	09/19/22 18:08	09/20/22 19:16	7440-36-0	
Arsenic	ND	mg/L	0.0050	0.0022	1	09/19/22 18:08	09/20/22 19:16	7440-38-2	
Barium	**0.033**	mg/L	0.0050	0.00067	1	09/19/22 18:08	09/20/22 19:16	7440-39-3	
Beryllium	ND	mg/L	0.00050	0.000054	1	09/19/22 18:08	09/20/22 19:16	7440-41-7	
Boron	**0.83**	mg/L	0.040	0.0086	1	09/19/22 18:08	09/20/22 19:16	7440-42-8	
Cadmium	ND	mg/L	0.00050	0.00011	1	09/19/22 18:08	09/20/22 19:16	7440-43-9	
Chromium	ND	mg/L	0.0050	0.0011	1	09/19/22 18:08	09/20/22 19:16	7440-47-3	
Cobalt	ND	mg/L	0.0050	0.00039	1	09/19/22 18:08	09/20/22 19:16	7440-48-4	
Lead	ND	mg/L	0.0010	0.00089	1	09/19/22 18:08	09/20/22 19:16	7439-92-1	
Lithium	**0.0044J**	mg/L	0.030	0.00073	1	09/19/22 18:08	09/20/22 19:16	7439-93-2	
Molybdenum	**0.0059J**	mg/L	0.010	0.00074	1	09/19/22 18:08	09/20/22 19:16	7439-98-7	
Selenium	ND	mg/L	0.0050	0.0014	1	09/19/22 18:08	09/20/22 19:16	7782-49-2	
Thallium	ND	mg/L	0.0010	0.00018	1	09/19/22 18:08	09/20/22 19:16	7440-28-0	
7470 Mercury	Analytical Method: EPA 7470A Preparation Method: EPA 7470A Pace Analytical Services - Peachtree Corners, GA								
Mercury	ND	mg/L	0.00020	0.00013	1	09/20/22 16:00	09/21/22 11:57	7439-97-6	
2540C Total Dissolved Solids	Analytical Method: SM 2540C-2015 Pace Analytical Services - Peachtree Corners, GA								
Total Dissolved Solids	**916**	mg/L	50.0	20.0	1		09/05/22 13:10		
300.0 IC Anions 28 Days	Analytical Method: EPA 300.0 Rev 2.1 1993 Pace Analytical Services - Asheville								
Chloride	**45.6**	mg/L	1.0	0.60	1		09/08/22 17:23	16887-00-6	
Fluoride	**0.35**	mg/L	0.10	0.050	1		09/08/22 17:23	16984-48-8	
Sulfate	**381**	mg/L	8.0	4.0	8		09/09/22 12:13	14808-79-8	

REPORT OF LABORATORY ANALYSIS

This report shall not be reproduced, except in full,
without the written consent of Pace Analytical Services, LLC.

Pace Analytical Services, LLC
110 Technology Parkway
Peachtree Corners, GA 30092
(770)734-4200

ANALYTICAL RESULTS

Project: Plant Yates AMA-R6
Pace Project No.: 92623532

Sample: PZ-52D **Lab ID: 92623532016** Collected: 09/01/22 14:47 Received: 09/02/22 09:15 Matrix: Water

Parameters	Results	Units	Report Limit	MDL	DF	Prepared	Analyzed	CAS No.	Qual
Field Data	Analytical Method: Pace Analytical Services - Charlotte								
Performed by	**Customer**				1		09/22/22 16:59		
Collected Date	**9/1/22**				1		09/22/22 16:59		
Collected Time	**14:47**				1		09/22/22 16:59		
pH	**6.20**	Std. Units			1		09/22/22 16:59		
6010D ATL ICP	Analytical Method: EPA 6010D Preparation Method: EPA 3010A Pace Analytical Services - Peachtree Corners, GA								
Calcium	**22.8**	mg/L	1.0	0.12	1	09/15/22 14:54	09/15/22 19:44	7440-70-2	
6020 MET ICPMS	Analytical Method: EPA 6020B Preparation Method: EPA 3005A Pace Analytical Services - Peachtree Corners, GA								
Antimony	ND	mg/L	0.0030	0.00078	1	09/19/22 18:08	09/20/22 19:22	7440-36-0	
Arsenic	ND	mg/L	0.0050	0.0022	1	09/19/22 18:08	09/20/22 19:22	7440-38-2	
Barium	**0.015**	mg/L	0.0050	0.00067	1	09/19/22 18:08	09/20/22 19:22	7440-39-3	
Beryllium	ND	mg/L	0.00050	0.000054	1	09/19/22 18:08	09/20/22 19:22	7440-41-7	
Boron	**1.2**	mg/L	0.040	0.0086	1	09/19/22 18:08	09/20/22 19:22	7440-42-8	
Cadmium	ND	mg/L	0.00050	0.00011	1	09/19/22 18:08	09/20/22 19:22	7440-43-9	
Chromium	ND	mg/L	0.0050	0.0011	1	09/19/22 18:08	09/20/22 19:22	7440-47-3	
Cobalt	**0.0016J**	mg/L	0.0050	0.00039	1	09/19/22 18:08	09/20/22 19:22	7440-48-4	
Lead	ND	mg/L	0.0010	0.00089	1	09/19/22 18:08	09/20/22 19:22	7439-92-1	
Lithium	**0.023J**	mg/L	0.030	0.00073	1	09/19/22 18:08	09/20/22 19:22	7439-93-2	
Molybdenum	**0.0084J**	mg/L	0.010	0.00074	1	09/19/22 18:08	09/20/22 19:22	7439-98-7	
Selenium	**0.0041J**	mg/L	0.0050	0.0014	1	09/19/22 18:08	09/20/22 19:22	7782-49-2	
Thallium	ND	mg/L	0.0010	0.00018	1	09/19/22 18:08	09/20/22 19:22	7440-28-0	
7470 Mercury	Analytical Method: EPA 7470A Preparation Method: EPA 7470A Pace Analytical Services - Peachtree Corners, GA								
Mercury	ND	mg/L	0.00020	0.00013	1	09/20/22 16:00	09/21/22 11:59	7439-97-6	
2540C Total Dissolved Solids	Analytical Method: SM 2540C-2015 Pace Analytical Services - Peachtree Corners, GA								
Total Dissolved Solids	**544**	mg/L	25.0	10.0	1		09/05/22 13:10		
300.0 IC Anions 28 Days	Analytical Method: EPA 300.0 Rev 2.1 1993 Pace Analytical Services - Asheville								
Chloride	**3.7**	mg/L	1.0	0.60	1		09/08/22 17:38	16887-00-6	
Fluoride	**0.11**	mg/L	0.10	0.050	1		09/08/22 17:38	16984-48-8	
Sulfate	**280**	mg/L	6.0	3.0	6		09/09/22 12:27	14808-79-8	

REPORT OF LABORATORY ANALYSIS

This report shall not be reproduced, except in full,
without the written consent of Pace Analytical Services, LLC.

Pace Analytical Services, LLC
110 Technology Parkway
Peachtree Corners, GA 30092
(770)734-4200

ANALYTICAL RESULTS

Project: Plant Yates AMA-R6
Pace Project No.: 92623532

Sample: YGWC-23S **Lab ID: 92623532017** Collected: 09/01/22 17:12 Received: 09/02/22 09:15 Matrix: Water

Parameters	Results	Units	Report Limit	MDL	DF	Prepared	Analyzed	CAS No.	Qual
Field Data	Analytical Method: Pace Analytical Services - Charlotte								
Performed by	**Customer**				1		09/22/22 16:59		
Collected Date	**9/1/22**				1		09/22/22 16:59		
Collected Time	**17:12**				1		09/22/22 16:59		
pH	**5.27**	Std. Units			1		09/22/22 16:59		
6010D ATL ICP	Analytical Method: EPA 6010D Preparation Method: EPA 3010A Pace Analytical Services - Peachtree Corners, GA								
Calcium	**11.2**	mg/L	1.0	0.12	1	09/15/22 14:54	09/15/22 19:49	7440-70-2	
6020 MET ICPMS	Analytical Method: EPA 6020B Preparation Method: EPA 3005A Pace Analytical Services - Peachtree Corners, GA								
Antimony	ND	mg/L	0.0030	0.00078	1	09/19/22 18:08	09/20/22 19:28	7440-36-0	
Arsenic	ND	mg/L	0.0050	0.0022	1	09/19/22 18:08	09/20/22 19:28	7440-38-2	
Barium	**0.053**	mg/L	0.0050	0.00067	1	09/19/22 18:08	09/20/22 19:28	7440-39-3	
Beryllium	**0.00019J**	mg/L	0.00050	0.000054	1	09/19/22 18:08	09/20/22 19:28	7440-41-7	
Boron	**1.5**	mg/L	0.040	0.0086	1	09/19/22 18:08	09/20/22 19:28	7440-42-8	
Cadmium	ND	mg/L	0.00050	0.00011	1	09/19/22 18:08	09/20/22 19:28	7440-43-9	
Chromium	ND	mg/L	0.0050	0.0011	1	09/19/22 18:08	09/20/22 19:28	7440-47-3	
Cobalt	ND	mg/L	0.0050	0.00039	1	09/19/22 18:08	09/20/22 19:28	7440-48-4	
Lead	ND	mg/L	0.0010	0.00089	1	09/19/22 18:08	09/20/22 19:28	7439-92-1	
Lithium	**0.0025J**	mg/L	0.030	0.00073	1	09/19/22 18:08	09/20/22 19:28	7439-93-2	
Molybdenum	ND	mg/L	0.010	0.00074	1	09/19/22 18:08	09/20/22 19:28	7439-98-7	
Selenium	**0.036**	mg/L	0.0050	0.0014	1	09/19/22 18:08	09/20/22 19:28	7782-49-2	
Thallium	ND	mg/L	0.0010	0.00018	1	09/19/22 18:08	09/20/22 19:28	7440-28-0	
7470 Mercury	Analytical Method: EPA 7470A Preparation Method: EPA 7470A Pace Analytical Services - Peachtree Corners, GA								
Mercury	ND	mg/L	0.00020	0.00013	1	09/20/22 16:00	09/21/22 12:07	7439-97-6	
2540C Total Dissolved Solids	Analytical Method: SM 2540C-2015 Pace Analytical Services - Peachtree Corners, GA								
Total Dissolved Solids	**191**	mg/L	25.0	10.0	1		09/05/22 13:10		
300.0 IC Anions 28 Days	Analytical Method: EPA 300.0 Rev 2.1 1993 Pace Analytical Services - Asheville								
Chloride	**2.0**	mg/L	1.0	0.60	1		09/08/22 17:53	16887-00-6	
Fluoride	**0.057J**	mg/L	0.10	0.050	1		09/08/22 17:53	16984-48-8	
Sulfate	**79.0**	mg/L	1.0	0.50	1		09/08/22 17:53	14808-79-8	

REPORT OF LABORATORY ANALYSIS

This report shall not be reproduced, except in full,
without the written consent of Pace Analytical Services, LLC.

Pace Analytical Services, LLC
110 Technology Parkway
Peachtree Corners, GA 30092
(770)734-4200

ANALYTICAL RESULTS

Project: Plant Yates AMA-R6
Pace Project No.: 92623532

Sample: YAMW-2 **Lab ID: 92623532018** Collected: 09/01/22 09:08 Received: 09/02/22 09:15 Matrix: Water

Parameters	Results	Units	Report Limit	MDL	DF	Prepared	Analyzed	CAS No.	Qual
Field Data	Analytical Method: Pace Analytical Services - Charlotte								
Performed by	**Customer**				1		09/22/22 17:00		
Collected Date	**9/1/22**				1		09/22/22 17:00		
Collected Time	**09:08**				1		09/22/22 17:00		
pH	**4.98**	Std. Units			1		09/22/22 17:00		
6010D ATL ICP	Analytical Method: EPA 6010D Preparation Method: EPA 3010A Pace Analytical Services - Peachtree Corners, GA								
Calcium	**1.4**	mg/L	1.0	0.12	1	09/15/22 14:54	09/15/22 19:54	7440-70-2	
6020 MET ICPMS	Analytical Method: EPA 6020B Preparation Method: EPA 3005A Pace Analytical Services - Peachtree Corners, GA								
Antimony	ND	mg/L	0.0030	0.00078	1	09/19/22 18:08	09/20/22 19:34	7440-36-0	
Arsenic	ND	mg/L	0.0050	0.0022	1	09/19/22 18:08	09/20/22 19:34	7440-38-2	
Barium	**0.0092**	mg/L	0.0050	0.00067	1	09/19/22 18:08	09/20/22 19:34	7440-39-3	
Beryllium	**0.000057J**	mg/L	0.00050	0.000054	1	09/19/22 18:08	09/20/22 19:34	7440-41-7	
Boron	**0.046**	mg/L	0.040	0.0086	1	09/19/22 18:08	09/20/22 19:34	7440-42-8	
Cadmium	**0.00015J**	mg/L	0.00050	0.00011	1	09/19/22 18:08	09/20/22 19:34	7440-43-9	
Chromium	ND	mg/L	0.0050	0.0011	1	09/19/22 18:08	09/20/22 19:34	7440-47-3	
Cobalt	**0.0068**	mg/L	0.0050	0.00039	1	09/19/22 18:08	09/20/22 19:34	7440-48-4	
Lead	ND	mg/L	0.0010	0.00089	1	09/19/22 18:08	09/20/22 19:34	7439-92-1	
Lithium	ND	mg/L	0.030	0.00073	1	09/19/22 18:08	09/20/22 19:34	7439-93-2	
Molybdenum	ND	mg/L	0.010	0.00074	1	09/19/22 18:08	09/20/22 19:34	7439-98-7	
Selenium	ND	mg/L	0.0050	0.0014	1	09/19/22 18:08	09/20/22 19:34	7782-49-2	
Thallium	ND	mg/L	0.0010	0.00018	1	09/19/22 18:08	09/20/22 19:34	7440-28-0	
7470 Mercury	Analytical Method: EPA 7470A Preparation Method: EPA 7470A Pace Analytical Services - Peachtree Corners, GA								
Mercury	ND	mg/L	0.00020	0.00013	1	09/20/22 16:00	09/21/22 12:10	7439-97-6	
2540C Total Dissolved Solids	Analytical Method: SM 2540C-2015 Pace Analytical Services - Peachtree Corners, GA								
Total Dissolved Solids	**52.0**	mg/L	25.0	10.0	1		09/06/22 14:53		
300.0 IC Anions 28 Days	Analytical Method: EPA 300.0 Rev 2.1 1993 Pace Analytical Services - Asheville								
Chloride	**2.4**	mg/L	1.0	0.60	1		09/08/22 18:08	16887-00-6	
Fluoride	**0.063J**	mg/L	0.10	0.050	1		09/08/22 18:08	16984-48-8	
Sulfate	**6.6**	mg/L	1.0	0.50	1		09/08/22 18:08	14808-79-8	

REPORT OF LABORATORY ANALYSIS

This report shall not be reproduced, except in full,
without the written consent of Pace Analytical Services, LLC.

Pace Analytical Services, LLC
110 Technology Parkway
Peachtree Corners, GA 30092
(770)734-4200

ANALYTICAL RESULTS

Project: Plant Yates AMA-R6
Pace Project No.: 92623532

Sample: YGWC-43 **Lab ID: 92623532019** Collected: 09/01/22 12:20 Received: 09/02/22 09:15 Matrix: Water

Parameters	Results	Units	Report Limit	MDL	DF	Prepared	Analyzed	CAS No.	Qual
Field Data	Analytical Method: Pace Analytical Services - Charlotte								
Performed by	**Customer**				1		09/22/22 17:01		
Collected Date	**9/1/22**				1		09/22/22 17:01		
Collected Time	**12:20**				1		09/22/22 17:01		
pH	**5.62**	Std. Units			1		09/22/22 17:01		
6010D ATL ICP	Analytical Method: EPA 6010D Preparation Method: EPA 3010A Pace Analytical Services - Peachtree Corners, GA								
Calcium	**10.7**	mg/L	1.0	0.12	1	09/15/22 14:54	09/15/22 19:58	7440-70-2	
6020 MET ICPMS	Analytical Method: EPA 6020B Preparation Method: EPA 3005A Pace Analytical Services - Peachtree Corners, GA								
Antimony	ND	mg/L	0.0030	0.00078	1	09/19/22 18:08	09/20/22 19:40	7440-36-0	
Arsenic	ND	mg/L	0.0050	0.0022	1	09/19/22 18:08	09/20/22 19:40	7440-38-2	
Barium	**0.029**	mg/L	0.0050	0.00067	1	09/19/22 18:08	09/20/22 19:40	7440-39-3	
Beryllium	**0.00033J**	mg/L	0.00050	0.000054	1	09/19/22 18:08	09/20/22 19:40	7440-41-7	
Boron	**2.6**	mg/L	0.040	0.0086	1	09/19/22 18:08	09/20/22 19:40	7440-42-8	
Cadmium	ND	mg/L	0.00050	0.00011	1	09/19/22 18:08	09/20/22 19:40	7440-43-9	
Chromium	ND	mg/L	0.0050	0.0011	1	09/19/22 18:08	09/20/22 19:40	7440-47-3	
Cobalt	**0.00050J**	mg/L	0.0050	0.00039	1	09/19/22 18:08	09/20/22 19:40	7440-48-4	
Lead	ND	mg/L	0.0010	0.00089	1	09/19/22 18:08	09/20/22 19:40	7439-92-1	
Lithium	**0.014J**	mg/L	0.030	0.00073	1	09/19/22 18:08	09/20/22 19:40	7439-93-2	
Molybdenum	**0.0014J**	mg/L	0.010	0.00074	1	09/19/22 18:08	09/20/22 19:40	7439-98-7	
Selenium	ND	mg/L	0.0050	0.0014	1	09/19/22 18:08	09/20/22 19:40	7782-49-2	
Thallium	ND	mg/L	0.0010	0.00018	1	09/19/22 18:08	09/20/22 19:40	7440-28-0	
7470 Mercury	Analytical Method: EPA 7470A Preparation Method: EPA 7470A Pace Analytical Services - Peachtree Corners, GA								
Mercury	ND	mg/L	0.00020	0.00013	1	09/20/22 16:00	09/21/22 12:12	7439-97-6	
2540C Total Dissolved Solids	Analytical Method: SM 2540C-2015 Pace Analytical Services - Peachtree Corners, GA								
Total Dissolved Solids	**366**	mg/L	25.0	10.0	1		09/06/22 14:53		
300.0 IC Anions 28 Days	Analytical Method: EPA 300.0 Rev 2.1 1993 Pace Analytical Services - Asheville								
Chloride	**2.1**	mg/L	1.0	0.60	1		09/08/22 18:22	16887-00-6	
Fluoride	**0.091J**	mg/L	0.10	0.050	1		09/08/22 18:22	16984-48-8	
Sulfate	**169**	mg/L	3.0	1.5	3		09/09/22 12:42	14808-79-8	

REPORT OF LABORATORY ANALYSIS

This report shall not be reproduced, except in full,
without the written consent of Pace Analytical Services, LLC.

Pace Analytical Services, LLC
110 Technology Parkway
Peachtree Corners, GA 30092
(770)734-4200

ANALYTICAL RESULTS

Project: Plant Yates AMA-R6
Pace Project No.: 92623532

Sample: PZ-51 **Lab ID: 92623532020** Collected: 09/01/22 10:45 Received: 09/02/22 09:15 Matrix: Water

Parameters	Results	Units	Report Limit	MDL	DF	Prepared	Analyzed	CAS No.	Qual
Field Data	Analytical Method: Pace Analytical Services - Charlotte								
Performed by	**Customer**				1		09/22/22 17:02		
Collected Date	**9/1/22**				1		09/22/22 17:02		
Collected Time	**10:45**				1		09/22/22 17:02		
pH	**4.74**	Std. Units			1		09/22/22 17:02		
6010D ATL ICP	Analytical Method: EPA 6010D Preparation Method: EPA 3010A Pace Analytical Services - Peachtree Corners, GA								
Calcium	**52.5**	mg/L	1.0	0.12	1	09/15/22 14:54	09/15/22 20:03	7440-70-2	
6020 MET ICPMS	Analytical Method: EPA 6020B Preparation Method: EPA 3005A Pace Analytical Services - Peachtree Corners, GA								
Antimony	ND	mg/L	0.0030	0.00078	1	09/19/22 18:08	09/20/22 19:46	7440-36-0	
Arsenic	ND	mg/L	0.0050	0.0022	1	09/19/22 18:08	09/20/22 19:46	7440-38-2	
Barium	**0.013**	mg/L	0.0050	0.00067	1	09/19/22 18:08	09/20/22 19:46	7440-39-3	
Beryllium	**0.0031**	mg/L	0.00050	0.000054	1	09/19/22 18:08	09/20/22 19:46	7440-41-7	
Boron	**7.2**	mg/L	0.040	0.0086	1	09/19/22 18:08	09/20/22 19:46	7440-42-8	
Cadmium	**0.0017**	mg/L	0.00050	0.00011	1	09/19/22 18:08	09/20/22 19:46	7440-43-9	
Chromium	ND	mg/L	0.0050	0.0011	1	09/19/22 18:08	09/20/22 19:46	7440-47-3	
Cobalt	**0.018**	mg/L	0.0050	0.00039	1	09/19/22 18:08	09/20/22 19:46	7440-48-4	
Lead	ND	mg/L	0.0010	0.00089	1	09/19/22 18:08	09/20/22 19:46	7439-92-1	
Lithium	**0.0051J**	mg/L	0.030	0.00073	1	09/19/22 18:08	09/20/22 19:46	7439-93-2	
Molybdenum	ND	mg/L	0.010	0.00074	1	09/19/22 18:08	09/20/22 19:46	7439-98-7	
Selenium	**0.026**	mg/L	0.0050	0.0014	1	09/19/22 18:08	09/20/22 19:46	7782-49-2	
Thallium	ND	mg/L	0.0010	0.00018	1	09/19/22 18:08	09/20/22 19:46	7440-28-0	
7470 Mercury	Analytical Method: EPA 7470A Preparation Method: EPA 7470A Pace Analytical Services - Peachtree Corners, GA								
Mercury	ND	mg/L	0.00020	0.00013	1	09/20/22 16:00	09/21/22 12:15	7439-97-6	
2540C Total Dissolved Solids	Analytical Method: SM 2540C-2015 Pace Analytical Services - Peachtree Corners, GA								
Total Dissolved Solids	**622**	mg/L	25.0	10.0	1		09/05/22 13:10		
300.0 IC Anions 28 Days	Analytical Method: EPA 300.0 Rev 2.1 1993 Pace Analytical Services - Asheville								
Chloride	**4.0**	mg/L	1.0	0.60	1		09/08/22 19:07	16887-00-6	
Fluoride	**0.13**	mg/L	0.10	0.050	1		09/08/22 19:07	16984-48-8	
Sulfate	**346**	mg/L	7.0	3.5	7		09/09/22 12:57	14808-79-8	

REPORT OF LABORATORY ANALYSIS

This report shall not be reproduced, except in full,
without the written consent of Pace Analytical Services, LLC.

Pace Analytical Services, LLC
110 Technology Parkway
Peachtree Corners, GA 30092
(770)734-4200

ANALYTICAL RESULTS

Project: Plant Yates AMA-R6
Pace Project No.: 92623532

Sample: YAMW-4 **Lab ID: 92623532021** Collected: 09/01/22 11:25 Received: 09/02/22 09:15 Matrix: Water

Parameters	Results	Units	Report Limit	MDL	DF	Prepared	Analyzed	CAS No.	Qual
Field Data	Analytical Method: Pace Analytical Services - Charlotte								
Performed by	**Customer**				1		09/22/22 17:03		
Collected Date	**9/1/22**				1		09/22/22 17:03		
Collected Time	**11:25**				1		09/22/22 17:03		
pH	**5.87**	Std. Units			1		09/22/22 17:03		
6010D ATL ICP	Analytical Method: EPA 6010D Preparation Method: EPA 3010A Pace Analytical Services - Peachtree Corners, GA								
Calcium	**11.1**	mg/L	1.0	0.12	1	09/16/22 11:02	09/16/22 14:54	7440-70-2	M1
6020 MET ICPMS	Analytical Method: EPA 6020B Preparation Method: EPA 3005A Pace Analytical Services - Peachtree Corners, GA								
Antimony	ND	mg/L	0.0030	0.00078	1	09/19/22 18:08	09/20/22 19:52	7440-36-0	
Arsenic	ND	mg/L	0.0050	0.0022	1	09/19/22 18:08	09/20/22 19:52	7440-38-2	
Barium	**0.0030J**	mg/L	0.0050	0.00067	1	09/19/22 18:08	09/20/22 19:52	7440-39-3	
Beryllium	ND	mg/L	0.00050	0.000054	1	09/19/22 18:08	09/20/22 19:52	7440-41-7	
Boron	**3.2**	mg/L	0.040	0.0086	1	09/19/22 18:08	09/20/22 19:52	7440-42-8	
Cadmium	ND	mg/L	0.00050	0.00011	1	09/19/22 18:08	09/20/22 19:52	7440-43-9	
Chromium	ND	mg/L	0.0050	0.0011	1	09/19/22 18:08	09/20/22 19:52	7440-47-3	
Cobalt	**0.00048J**	mg/L	0.0050	0.00039	1	09/19/22 18:08	09/20/22 19:52	7440-48-4	
Lead	ND	mg/L	0.0010	0.00089	1	09/19/22 18:08	09/20/22 19:52	7439-92-1	
Lithium	**0.032**	mg/L	0.030	0.00073	1	09/19/22 18:08	09/20/22 19:52	7439-93-2	
Molybdenum	**0.0074J**	mg/L	0.010	0.00074	1	09/19/22 18:08	09/20/22 19:52	7439-98-7	
Selenium	**0.023**	mg/L	0.0050	0.0014	1	09/19/22 18:08	09/20/22 19:52	7782-49-2	
Thallium	ND	mg/L	0.0010	0.00018	1	09/19/22 18:08	09/20/22 19:52	7440-28-0	
7470 Mercury	Analytical Method: EPA 7470A Preparation Method: EPA 7470A Pace Analytical Services - Peachtree Corners, GA								
Mercury	ND	mg/L	0.00020	0.00013	1	09/20/22 16:00	09/21/22 12:18	7439-97-6	
2540C Total Dissolved Solids	Analytical Method: SM 2540C-2015 Pace Analytical Services - Peachtree Corners, GA								
Total Dissolved Solids	**358**	mg/L	25.0	10.0	1		09/06/22 14:53		
300.0 IC Anions 28 Days	Analytical Method: EPA 300.0 Rev 2.1 1993 Pace Analytical Services - Asheville								
Chloride	**1.4**	mg/L	1.0	0.60	1		09/08/22 19:22	16887-00-6	
Fluoride	**0.078J**	mg/L	0.10	0.050	1		09/08/22 19:22	16984-48-8	
Sulfate	**179**	mg/L	4.0	2.0	4		09/09/22 13:11	14808-79-8	

REPORT OF LABORATORY ANALYSIS

This report shall not be reproduced, except in full,
without the written consent of Pace Analytical Services, LLC.

Pace Analytical Services, LLC
110 Technology Parkway
Peachtree Corners, GA 30092
(770)734-4200

ANALYTICAL RESULTS

Project: Plant Yates AMA-R6
Pace Project No.: 92623532

Sample: YAMW-5 **Lab ID: 92623532022** Collected: 09/01/22 13:45 Received: 09/02/22 09:15 Matrix: Water

Parameters	Results	Units	Report Limit	MDL	DF	Prepared	Analyzed	CAS No.	Qual
Field Data	Analytical Method: Pace Analytical Services - Charlotte								
Performed by	**Customer**				1		09/22/22 17:03		
Collected Date	**9/1/22**				1		09/22/22 17:03		
Collected Time	**13:45**				1		09/22/22 17:03		
pH	**5.32**	Std. Units			1		09/22/22 17:03		
6010D ATL ICP	Analytical Method: EPA 6010D Preparation Method: EPA 3010A Pace Analytical Services - Peachtree Corners, GA								
Calcium	**43.7**	mg/L	1.0	0.12	1	09/16/22 11:02	09/16/22 15:30	7440-70-2	
6020 MET ICPMS	Analytical Method: EPA 6020B Preparation Method: EPA 3005A Pace Analytical Services - Peachtree Corners, GA								
Antimony	ND	mg/L	0.0030	0.00078	1	09/19/22 18:08	09/20/22 19:58	7440-36-0	
Arsenic	ND	mg/L	0.0050	0.0022	1	09/19/22 18:08	09/20/22 19:58	7440-38-2	
Barium	**0.034**	mg/L	0.0050	0.00067	1	09/19/22 18:08	09/20/22 19:58	7440-39-3	
Beryllium	**0.00011J**	mg/L	0.00050	0.000054	1	09/19/22 18:08	09/20/22 19:58	7440-41-7	
Boron	**6.1**	mg/L	0.040	0.0086	1	09/19/22 18:08	09/20/22 19:58	7440-42-8	
Cadmium	**0.00023J**	mg/L	0.00050	0.00011	1	09/19/22 18:08	09/20/22 19:58	7440-43-9	
Chromium	ND	mg/L	0.0050	0.0011	1	09/19/22 18:08	09/20/22 19:58	7440-47-3	
Cobalt	ND	mg/L	0.0050	0.00039	1	09/19/22 18:08	09/20/22 19:58	7440-48-4	
Lead	ND	mg/L	0.0010	0.00089	1	09/19/22 18:08	09/20/22 19:58	7439-92-1	
Lithium	**0.013J**	mg/L	0.030	0.00073	1	09/19/22 18:08	09/20/22 19:58	7439-93-2	
Molybdenum	ND	mg/L	0.010	0.00074	1	09/19/22 18:08	09/20/22 19:58	7439-98-7	
Selenium	**0.048**	mg/L	0.0050	0.0014	1	09/19/22 18:08	09/20/22 19:58	7782-49-2	
Thallium	ND	mg/L	0.0010	0.00018	1	09/19/22 18:08	09/20/22 19:58	7440-28-0	
7470 Mercury	Analytical Method: EPA 7470A Preparation Method: EPA 7470A Pace Analytical Services - Peachtree Corners, GA								
Mercury	ND	mg/L	0.00020	0.00013	1	09/20/22 16:00	09/21/22 12:20	7439-97-6	
2540C Total Dissolved Solids	Analytical Method: SM 2540C-2015 Pace Analytical Services - Peachtree Corners, GA								
Total Dissolved Solids	**662**	mg/L	50.0	20.0	1		09/06/22 14:53		
300.0 IC Anions 28 Days	Analytical Method: EPA 300.0 Rev 2.1 1993 Pace Analytical Services - Asheville								
Chloride	**3.6**	mg/L	1.0	0.60	1		09/08/22 19:37	16887-00-6	
Fluoride	**0.055J**	mg/L	0.10	0.050	1		09/08/22 19:37	16984-48-8	
Sulfate	**354**	mg/L	7.0	3.5	7		09/09/22 13:26	14808-79-8	

REPORT OF LABORATORY ANALYSIS

This report shall not be reproduced, except in full,
without the written consent of Pace Analytical Services, LLC.

Pace Analytical Services, LLC
110 Technology Parkway
Peachtree Corners, GA 30092
(770)734-4200

ANALYTICAL RESULTS

Project: Plant Yates AMA-R6
Pace Project No.: 92623532

Sample: AMA-EB-2 **Lab ID: 92623532023** Collected: 09/01/22 17:30 Received: 09/02/22 09:15 Matrix: Water

Parameters	Results	Units	Report Limit	MDL	DF	Prepared	Analyzed	CAS No.	Qual
6010D ATL ICP	Analytical Method: EPA 6010D Preparation Method: EPA 3010A Pace Analytical Services - Peachtree Corners, GA								
Calcium	ND	mg/L	1.0	0.12	1	09/16/22 11:02	09/16/22 15:35	7440-70-2	
6020 MET ICPMS	Analytical Method: EPA 6020B Preparation Method: EPA 3005A Pace Analytical Services - Peachtree Corners, GA								
Antimony	ND	mg/L	0.0030	0.00078	1	09/19/22 18:08	09/20/22 20:04	7440-36-0	
Arsenic	ND	mg/L	0.0050	0.0022	1	09/19/22 18:08	09/20/22 20:04	7440-38-2	
Barium	ND	mg/L	0.0050	0.00067	1	09/19/22 18:08	09/20/22 20:04	7440-39-3	
Beryllium	ND	mg/L	0.00050	0.000054	1	09/19/22 18:08	09/20/22 20:04	7440-41-7	
Boron	**0.014J**	mg/L	0.040	0.0086	1	09/19/22 18:08	09/21/22 13:25	7440-42-8	
Cadmium	ND	mg/L	0.00050	0.00011	1	09/19/22 18:08	09/20/22 20:04	7440-43-9	
Chromium	ND	mg/L	0.0050	0.0011	1	09/19/22 18:08	09/20/22 20:04	7440-47-3	
Cobalt	ND	mg/L	0.0050	0.00039	1	09/19/22 18:08	09/20/22 20:04	7440-48-4	
Lead	ND	mg/L	0.0010	0.00089	1	09/19/22 18:08	09/20/22 20:04	7439-92-1	
Lithium	ND	mg/L	0.030	0.00073	1	09/19/22 18:08	09/20/22 20:04	7439-93-2	
Molybdenum	ND	mg/L	0.010	0.00074	1	09/19/22 18:08	09/20/22 20:04	7439-98-7	
Selenium	ND	mg/L	0.0050	0.0014	1	09/19/22 18:08	09/20/22 20:04	7782-49-2	
Thallium	ND	mg/L	0.0010	0.00018	1	09/19/22 18:08	09/20/22 20:04	7440-28-0	
7470 Mercury	Analytical Method: EPA 7470A Preparation Method: EPA 7470A Pace Analytical Services - Peachtree Corners, GA								
Mercury	ND	mg/L	0.00020	0.00013	1	09/20/22 16:00	09/21/22 12:23	7439-97-6	
2540C Total Dissolved Solids	Analytical Method: SM 2540C-2015 Pace Analytical Services - Peachtree Corners, GA								
Total Dissolved Solids	ND	mg/L	25.0	10.0	1		09/05/22 13:10		
300.0 IC Anions 28 Days	Analytical Method: EPA 300.0 Rev 2.1 1993 Pace Analytical Services - Asheville								
Chloride	ND	mg/L	1.0	0.60	1		09/08/22 19:52	16887-00-6	
Fluoride	ND	mg/L	0.10	0.050	1		09/08/22 19:52	16984-48-8	
Sulfate	ND	mg/L	1.0	0.50	1		09/08/22 19:52	14808-79-8	

REPORT OF LABORATORY ANALYSIS

This report shall not be reproduced, except in full,
without the written consent of Pace Analytical Services, LLC.

Pace Analytical Services, LLC
110 Technology Parkway
Peachtree Corners, GA 30092
(770)734-4200

ANALYTICAL RESULTS

Project: Plant Yates AMA-R6
Pace Project No.: 92623532

Sample: AMA-FB-2 **Lab ID: 92623532024** Collected: 09/01/22 17:40 Received: 09/02/22 09:15 Matrix: Water

Parameters	Results	Units	Report Limit	MDL	DF	Prepared	Analyzed	CAS No.	Qual
6010D ATL ICP	Analytical Method: EPA 6010D Preparation Method: EPA 3010A Pace Analytical Services - Peachtree Corners, GA								
Calcium	ND	mg/L	1.0	0.12	1	09/16/22 11:02	09/16/22 15:40	7440-70-2	
6020 MET ICPMS	Analytical Method: EPA 6020B Preparation Method: EPA 3005A Pace Analytical Services - Peachtree Corners, GA								
Antimony	ND	mg/L	0.0030	0.00078	1	09/19/22 18:08	09/20/22 20:10	7440-36-0	
Arsenic	ND	mg/L	0.0050	0.0022	1	09/19/22 18:08	09/20/22 20:10	7440-38-2	
Barium	ND	mg/L	0.0050	0.00067	1	09/19/22 18:08	09/20/22 20:10	7440-39-3	
Beryllium	ND	mg/L	0.00050	0.000054	1	09/19/22 18:08	09/20/22 20:10	7440-41-7	
Boron	**0.029J**	mg/L	0.040	0.0086	1	09/19/22 18:08	09/20/22 20:10	7440-42-8	
Cadmium	ND	mg/L	0.00050	0.00011	1	09/19/22 18:08	09/20/22 20:10	7440-43-9	
Chromium	ND	mg/L	0.0050	0.0011	1	09/19/22 18:08	09/20/22 20:10	7440-47-3	
Cobalt	ND	mg/L	0.0050	0.00039	1	09/19/22 18:08	09/20/22 20:10	7440-48-4	
Lead	ND	mg/L	0.0010	0.00089	1	09/19/22 18:08	09/20/22 20:10	7439-92-1	
Lithium	ND	mg/L	0.030	0.00073	1	09/19/22 18:08	09/20/22 20:10	7439-93-2	
Molybdenum	ND	mg/L	0.010	0.00074	1	09/19/22 18:08	09/20/22 20:10	7439-98-7	
Selenium	ND	mg/L	0.0050	0.0014	1	09/19/22 18:08	09/20/22 20:10	7782-49-2	
Thallium	ND	mg/L	0.0010	0.00018	1	09/19/22 18:08	09/20/22 20:10	7440-28-0	
7470 Mercury	Analytical Method: EPA 7470A Preparation Method: EPA 7470A Pace Analytical Services - Peachtree Corners, GA								
Mercury	ND	mg/L	0.00020	0.00013	1	09/20/22 16:00	09/21/22 12:25	7439-97-6	
2540C Total Dissolved Solids	Analytical Method: SM 2540C-2015 Pace Analytical Services - Peachtree Corners, GA								
Total Dissolved Solids	ND	mg/L	25.0	10.0	1		09/05/22 13:10		
300.0 IC Anions 28 Days	Analytical Method: EPA 300.0 Rev 2.1 1993 Pace Analytical Services - Asheville								
Chloride	ND	mg/L	1.0	0.60	1		09/08/22 20:07	16887-00-6	
Fluoride	ND	mg/L	0.10	0.050	1		09/08/22 20:07	16984-48-8	
Sulfate	ND	mg/L	1.0	0.50	1		09/08/22 20:07	14808-79-8	

REPORT OF LABORATORY ANALYSIS

This report shall not be reproduced, except in full,
without the written consent of Pace Analytical Services, LLC.

Pace Analytical Services, LLC
110 Technology Parkway
Peachtree Corners, GA 30092
(770)734-4200

QUALITY CONTROL DATA

Project: Plant Yates AMA-R6
Pace Project No.: 92623532

QC Batch: 723576
QC Batch Method: EPA 3010A
Analysis Method: EPA 6010D
Analysis Description: 6010D ATL
Laboratory: Pace Analytical Services - Peachtree Corners, GA
Associated Lab Samples: 92623532001, 92623532002, 92623532003, 92623532004, 92623532005, 92623532006

METHOD BLANK: 3770129 Matrix: Water
Associated Lab Samples: 92623532001, 92623532002, 92623532003, 92623532004, 92623532005, 92623532006

Parameter	Units	Blank Result	Reporting Limit	MDL	Analyzed	Qualifiers
Calcium	mg/L	ND	1.0	0.12	09/15/22 20:13	

LABORATORY CONTROL SAMPLE: 3770130

Parameter	Units	Spike Conc.	LCS Result	LCS % Rec	% Rec Limits	Qualifiers
Calcium	mg/L	1	1.0	103	80-120	

MATRIX SPIKE & MATRIX SPIKE DUPLICATE: 3770131 3770132

Parameter	Units	92623294001 Result	MS Spike Conc.	MSD Spike Conc.	MS Result	MSD Result	MS % Rec	MSD % Rec	% Rec Limits	RPD	Max RPD	Qual
Calcium	mg/L	40.6	1	1	40.6	40.8	1	25	75-125	1	20	M1

Results presented on this page are in the units indicated by the "Units" column except where an alternate unit is presented to the right of the result.

REPORT OF LABORATORY ANALYSIS

This report shall not be reproduced, except in full,
without the written consent of Pace Analytical Services, LLC.

Pace Analytical Services, LLC
110 Technology Parkway
Peachtree Corners, GA 30092
(770)734-4200

QUALITY CONTROL DATA

Project: Plant Yates AMA-R6
Pace Project No.: 92623532

QC Batch: 723581
QC Batch Method: EPA 3010A
Analysis Method: EPA 6010D
Analysis Description: 6010D ATL
Laboratory: Pace Analytical Services - Peachtree Corners, GA
Associated Lab Samples: 92623532007, 92623532008, 92623532009, 92623532010, 92623532011, 92623532012, 92623532013, 92623532014, 92623532015, 92623532016, 92623532017, 92623532018, 92623532019, 92623532020

METHOD BLANK: 3770156 Matrix: Water
Associated Lab Samples: 92623532007, 92623532008, 92623532009, 92623532010, 92623532011, 92623532012, 92623532013, 92623532014, 92623532015, 92623532016, 92623532017, 92623532018, 92623532019, 92623532020

Parameter	Units	Blank Result	Reporting Limit	MDL	Analyzed	Qualifiers
Calcium	mg/L	ND	1.0	0.12	09/15/22 17:50	

LABORATORY CONTROL SAMPLE: 3770157

Parameter	Units	Spike Conc.	LCS Result	LCS % Rec	% Rec Limits	Qualifiers
Calcium	mg/L	1	0.98J	98	80-120	

MATRIX SPIKE & MATRIX SPIKE DUPLICATE: 3770158 3770159

Parameter	Units	92623538003 Result	MS Spike Conc.	MSD Spike Conc.	MS Result	MSD Result	MS % Rec	MSD % Rec	% Rec Limits	RPD	Max RPD	Qual
Calcium	mg/L	105	1	1	104	104	-111	-62	75-125	0	20	M1

Results presented on this page are in the units indicated by the "Units" column except where an alternate unit is presented to the right of the result.

REPORT OF LABORATORY ANALYSIS

This report shall not be reproduced, except in full,
without the written consent of Pace Analytical Services, LLC.

Pace Analytical Services, LLC
110 Technology Parkway
Peachtree Corners, GA 30092
(770)734-4200

QUALITY CONTROL DATA

Project: Plant Yates AMA-R6
Pace Project No.: 92623532

QC Batch: 723769
QC Batch Method: EPA 3010A
Analysis Method: EPA 6010D
Analysis Description: 6010D ATL
Laboratory: Pace Analytical Services - Peachtree Corners, GA
Associated Lab Samples: 92623532021, 92623532022, 92623532023, 92623532024

METHOD BLANK: 3771218 Matrix: Water
Associated Lab Samples: 92623532021, 92623532022, 92623532023, 92623532024

Parameter	Units	Blank Result	Reporting Limit	MDL	Analyzed	Qualifiers
Calcium	mg/L	ND	1.0	0.12	09/16/22 14:45	

LABORATORY CONTROL SAMPLE: 3771219

Parameter	Units	Spike Conc.	LCS Result	LCS % Rec	% Rec Limits	Qualifiers
Calcium	mg/L	1	1.0	101	80-120	

MATRIX SPIKE & MATRIX SPIKE DUPLICATE: 3771220 3771221

Parameter	Units	92623532021 Result	MS Spike Conc.	MSD Spike Conc.	MS Result	MSD Result	MS % Rec	MSD % Rec	% Rec Limits	RPD	Max RPD	Qual
Calcium	mg/L	11.1	1	1	12.1	11.8	99	66	75-125	3	20	M1

Results presented on this page are in the units indicated by the "Units" column except where an alternate unit is presented to the right of the result.

REPORT OF LABORATORY ANALYSIS

This report shall not be reproduced, except in full,
without the written consent of Pace Analytical Services, LLC.

Pace Analytical Services, LLC
110 Technology Parkway
Peachtree Corners, GA 30092
(770)734-4200

QUALITY CONTROL DATA

Project: Plant Yates AMA-R6
Pace Project No.: 92623532

QC Batch: 723885
QC Batch Method: EPA 3005A
Analysis Method: EPA 6020B
Analysis Description: 6020 MET
Laboratory: Pace Analytical Services - Peachtree Corners, GA
Associated Lab Samples: 92623532001, 92623532002, 92623532003, 92623532004, 92623532005, 92623532006, 92623532007, 92623532008, 92623532009, 92623532010, 92623532011, 92623532012, 92623532013

METHOD BLANK: 3772096 Matrix: Water
Associated Lab Samples: 92623532001, 92623532002, 92623532003, 92623532004, 92623532005, 92623532006, 92623532007, 92623532008, 92623532009, 92623532010, 92623532011, 92623532012, 92623532013

Parameter	Units	Blank Result	Reporting Limit	MDL	Analyzed	Qualifiers
Antimony	mg/L	ND	0.0030	0.00078	09/19/22 16:27	
Arsenic	mg/L	ND	0.0050	0.0022	09/19/22 16:27	
Barium	mg/L	ND	0.0050	0.00067	09/19/22 16:27	
Beryllium	mg/L	ND	0.00050	0.000054	09/19/22 16:27	
Boron	mg/L	ND	0.040	0.0086	09/19/22 16:27	
Cadmium	mg/L	ND	0.00050	0.00011	09/19/22 16:27	
Chromium	mg/L	ND	0.0050	0.0011	09/19/22 16:27	
Cobalt	mg/L	ND	0.0050	0.00039	09/19/22 16:27	
Lead	mg/L	ND	0.0010	0.00089	09/19/22 16:27	
Lithium	mg/L	ND	0.030	0.00073	09/19/22 16:27	
Molybdenum	mg/L	ND	0.010	0.00074	09/19/22 16:27	
Selenium	mg/L	ND	0.0050	0.0014	09/19/22 16:27	
Thallium	mg/L	ND	0.0010	0.00018	09/19/22 16:27	

LABORATORY CONTROL SAMPLE: 3772097

Parameter	Units	Spike Conc.	LCS Result	LCS % Rec	% Rec Limits	Qualifiers
Antimony	mg/L	0.1	0.11	109	80-120	
Arsenic	mg/L	0.1	0.097	97	80-120	
Barium	mg/L	0.1	0.10	100	80-120	
Beryllium	mg/L	0.1	0.098	98	80-120	
Boron	mg/L	1	0.99	99	80-120	
Cadmium	mg/L	0.1	0.10	100	80-120	
Chromium	mg/L	0.1	0.098	98	80-120	
Cobalt	mg/L	0.1	0.096	96	80-120	
Lead	mg/L	0.1	0.098	98	80-120	
Lithium	mg/L	0.1	0.097	97	80-120	
Molybdenum	mg/L	0.1	0.10	100	80-120	
Selenium	mg/L	0.1	0.098	98	80-120	
Thallium	mg/L	0.1	0.10	102	80-120	

MATRIX SPIKE & MATRIX SPIKE DUPLICATE: 3772098 3772099

Parameter	Units	92623532001 Result	MS Spike Conc.	MSD Spike Conc.	MS Result	MSD Result	MS % Rec	MSD % Rec	% Rec Limits	RPD	Max RPD	Qual
Antimony	mg/L	ND	0.1	0.1	0.11	0.11	111	108	75-125	3	20	

Results presented on this page are in the units indicated by the "Units" column except where an alternate unit is presented to the right of the result.

REPORT OF LABORATORY ANALYSIS

This report shall not be reproduced, except in full,
without the written consent of Pace Analytical Services, LLC.

Pace Analytical Services, LLC
110 Technology Parkway
Peachtree Corners, GA 30092
(770)734-4200

QUALITY CONTROL DATA

Project: Plant Yates AMA-R6
Pace Project No.: 92623532

MATRIX SPIKE & MATRIX SPIKE DUPLICATE: 3772098 3772099

Parameter	Units	92623532001 Result	MS Spike Conc.	MSD Spike Conc.	MS Result	MSD Result	MS % Rec	MSD % Rec	% Rec Limits	RPD	Max RPD	Qual
Arsenic	mg/L	ND	0.1	0.1	0.10	0.10	103	101	75-125	2	20	
Barium	mg/L	0.058	0.1	0.1	0.17	0.17	107	109	75-125	1	20	
Beryllium	mg/L	0.00017J	0.1	0.1	0.10	0.098	100	97	75-125	2	20	
Boron	mg/L	0.011J	1	1	0.97	0.98	95	97	75-125	2	20	
Cadmium	mg/L	ND	0.1	0.1	0.10	0.10	100	101	75-125	0	20	
Chromium	mg/L	0.0020J	0.1	0.1	0.10	0.10	102	100	75-125	2	20	
Cobalt	mg/L	ND	0.1	0.1	0.10	0.10	102	100	75-125	2	20	
Lead	mg/L	ND	0.1	0.1	0.099	0.098	99	98	75-125	1	20	
Lithium	mg/L	0.0031J	0.1	0.1	0.10	0.10	98	96	75-125	1	20	
Molybdenum	mg/L	ND	0.1	0.1	0.10	0.10	103	102	75-125	1	20	
Selenium	mg/L	0.0062	0.1	0.1	0.11	0.11	101	101	75-125	0	20	
Thallium	mg/L	ND	0.1	0.1	0.10	0.10	102	102	75-125	0	20	

Results presented on this page are in the units indicated by the "Units" column except where an alternate unit is presented to the right of the result.

REPORT OF LABORATORY ANALYSIS

This report shall not be reproduced, except in full,
without the written consent of Pace Analytical Services, LLC.

Pace Analytical Services, LLC
110 Technology Parkway
Peachtree Corners, GA 30092
(770)734-4200

QUALITY CONTROL DATA

Project: Plant Yates AMA-R6
Pace Project No.: 92623532

QC Batch: 724231
QC Batch Method: EPA 3005A
Analysis Method: EPA 6020B
Analysis Description: 6020 MET
Laboratory: Pace Analytical Services - Peachtree Corners, GA
Associated Lab Samples: 92623532014, 92623532015, 92623532016, 92623532017, 92623532018, 92623532019, 92623532020, 92623532021, 92623532022, 92623532023, 92623532024

METHOD BLANK: 3773717 Matrix: Water
Associated Lab Samples: 92623532014, 92623532015, 92623532016, 92623532017, 92623532018, 92623532019, 92623532020, 92623532021, 92623532022, 92623532023, 92623532024

Parameter	Units	Blank Result	Reporting Limit	MDL	Analyzed	Qualifiers
Antimony	mg/L	ND	0.0030	0.00078	09/20/22 18:05	
Arsenic	mg/L	ND	0.0050	0.0022	09/20/22 18:05	
Barium	mg/L	ND	0.0050	0.00067	09/20/22 18:05	
Beryllium	mg/L	ND	0.00050	0.000054	09/20/22 18:05	
Boron	mg/L	ND	0.040	0.0086	09/20/22 18:05	
Cadmium	mg/L	ND	0.00050	0.00011	09/20/22 18:05	
Chromium	mg/L	ND	0.0050	0.0011	09/20/22 18:05	
Cobalt	mg/L	ND	0.0050	0.00039	09/20/22 18:05	
Lead	mg/L	ND	0.0010	0.00089	09/20/22 18:05	
Lithium	mg/L	ND	0.030	0.00073	09/20/22 18:05	
Molybdenum	mg/L	ND	0.010	0.00074	09/20/22 18:05	
Selenium	mg/L	ND	0.0050	0.0014	09/20/22 18:05	
Thallium	mg/L	ND	0.0010	0.00018	09/20/22 18:05	

LABORATORY CONTROL SAMPLE: 3773718

Parameter	Units	Spike Conc.	LCS Result	LCS % Rec	% Rec Limits	Qualifiers
Antimony	mg/L	0.1	0.10	103	80-120	
Arsenic	mg/L	0.1	0.098	98	80-120	
Barium	mg/L	0.1	0.099	99	80-120	
Beryllium	mg/L	0.1	0.096	96	80-120	
Boron	mg/L	1	1.0	103	80-120	
Cadmium	mg/L	0.1	0.10	101	80-120	
Chromium	mg/L	0.1	0.10	100	80-120	
Cobalt	mg/L	0.1	0.099	99	80-120	
Lead	mg/L	0.1	0.096	96	80-120	
Lithium	mg/L	0.1	0.096	96	80-120	
Molybdenum	mg/L	0.1	0.10	101	80-120	
Selenium	mg/L	0.1	0.097	97	80-120	
Thallium	mg/L	0.1	0.099	99	80-120	

MATRIX SPIKE & MATRIX SPIKE DUPLICATE: 3773719 3773720

Parameter	Units	92623533001 Result	MS Spike Conc.	MSD Spike Conc.	MS Result	MSD Result	MS % Rec	MSD % Rec	% Rec Limits	RPD	Max RPD	Qual
Antimony	mg/L	ND	0.1	0.1	0.10	0.11	102	105	75-125	3	20	

Results presented on this page are in the units indicated by the "Units" column except where an alternate unit is presented to the right of the result.

REPORT OF LABORATORY ANALYSIS

This report shall not be reproduced, except in full,
without the written consent of Pace Analytical Services, LLC.

Pace Analytical Services, LLC
110 Technology Parkway
Peachtree Corners, GA 30092
(770)734-4200

QUALITY CONTROL DATA

Project: Plant Yates AMA-R6
Pace Project No.: 92623532

MATRIX SPIKE & MATRIX SPIKE DUPLICATE: 3773719 3773720

Parameter	Units	92623533001 Result	MS Spike Conc.	MSD Spike Conc.	MS Result	MSD Result	MS % Rec	MSD % Rec	% Rec Limits	RPD	Max RPD	Qual
Arsenic	mg/L	ND	0.1	0.1	0.098	0.10	98	100	75-125	2	20	
Barium	mg/L	0.024	0.1	0.1	0.12	0.13	100	105	75-125	4	20	
Beryllium	mg/L	0.000074J	0.1	0.1	0.086	0.089	86	89	75-125	3	20	
Boron	mg/L	0.70	1	1	1.7	1.7	98	103	75-125	3	20	
Cadmium	mg/L	ND	0.1	0.1	0.098	0.10	98	101	75-125	2	20	
Chromium	mg/L	ND	0.1	0.1	0.10	0.11	101	105	75-125	3	20	
Cobalt	mg/L	0.0026J	0.1	0.1	0.10	0.11	101	103	75-125	3	20	
Lead	mg/L	ND	0.1	0.1	0.093	0.096	93	96	75-125	3	20	
Lithium	mg/L	ND	0.1	0.1	0.085	0.089	85	89	75-125	5	20	
Molybdenum	mg/L	ND	0.1	0.1	0.10	0.10	100	102	75-125	1	20	
Selenium	mg/L	ND	0.1	0.1	0.096	0.096	96	96	75-125	1	20	
Thallium	mg/L	ND	0.1	0.1	0.098	0.10	98	100	75-125	2	20	

Results presented on this page are in the units indicated by the "Units" column except where an alternate unit is presented to the right of the result.

REPORT OF LABORATORY ANALYSIS

This report shall not be reproduced, except in full,
without the written consent of Pace Analytical Services, LLC.

Pace Analytical Services, LLC
110 Technology Parkway
Peachtree Corners, GA 30092
(770)734-4200

QUALITY CONTROL DATA

Project: Plant Yates AMA-R6
Pace Project No.: 92623532

QC Batch: 724075
QC Batch Method: EPA 7470A
Analysis Method: EPA 7470A
Analysis Description: 7470 Mercury
Laboratory: Pace Analytical Services - Peachtree Corners, GA
Associated Lab Samples: 92623532001, 92623532002, 92623532003, 92623532004, 92623532005, 92623532006, 92623532007, 92623532008, 92623532009, 92623532010, 92623532011

METHOD BLANK: 3772797 Matrix: Water
Associated Lab Samples: 92623532001, 92623532002, 92623532003, 92623532004, 92623532005, 92623532006, 92623532007, 92623532008, 92623532009, 92623532010, 92623532011

Parameter	Units	Blank Result	Reporting Limit	MDL	Analyzed	Qualifiers
Mercury	mg/L	ND	0.00020	0.00013	09/19/22 13:54	

LABORATORY CONTROL SAMPLE: 3772798

Parameter	Units	Spike Conc.	LCS Result	LCS % Rec	% Rec Limits	Qualifiers
Mercury	mg/L	0.0025	0.0024	95	80-120	

MATRIX SPIKE & MATRIX SPIKE DUPLICATE: 3772799 3772800

Parameter	Units	92618822013 Result	MS Spike Conc.	MSD Spike Conc.	MS Result	MSD Result	MS % Rec	MSD % Rec	% Rec Limits	RPD	Max RPD	Qual
Mercury	mg/L	ND	0.0025	0.0025	0.0021	0.0022	82	85	75-125	4	20	H1

Results presented on this page are in the units indicated by the "Units" column except where an alternate unit is presented to the right of the result.

REPORT OF LABORATORY ANALYSIS

This report shall not be reproduced, except in full,
without the written consent of Pace Analytical Services, LLC.

Pace Analytical Services, LLC
110 Technology Parkway
Peachtree Corners, GA 30092
(770)734-4200

QUALITY CONTROL DATA

Project: Plant Yates AMA-R6
Pace Project No.: 92623532

QC Batch: 724414
QC Batch Method: EPA 7470A
Analysis Method: EPA 7470A
Analysis Description: 7470 Mercury
Laboratory: Pace Analytical Services - Peachtree Corners, GA
Associated Lab Samples: 92623532012, 92623532013, 92623532014, 92623532015, 92623532016, 92623532017, 92623532018, 92623532019, 92623532020, 92623532021, 92623532022, 92623532023, 92623532024

METHOD BLANK: 3774307 Matrix: Water
Associated Lab Samples: 92623532012, 92623532013, 92623532014, 92623532015, 92623532016, 92623532017, 92623532018, 92623532019, 92623532020, 92623532021, 92623532022, 92623532023, 92623532024

Parameter	Units	Blank Result	Reporting Limit	MDL	Analyzed	Qualifiers
Mercury	mg/L	ND	0.00020	0.00013	09/21/22 11:36	

LABORATORY CONTROL SAMPLE: 3774308

Parameter	Units	Spike Conc.	LCS Result	LCS % Rec	% Rec Limits	Qualifiers
Mercury	mg/L	0.0025	0.0029	115	80-120	

MATRIX SPIKE & MATRIX SPIKE DUPLICATE: 3774309 3774310

Parameter	Units	92623532012 Result	MS Spike Conc.	MSD Spike Conc.	MS Result	MSD Result	MS % Rec	MSD % Rec	% Rec Limits	RPD	Max RPD	Qual
Mercury	mg/L	0.00016J	0.0025	0.0025	0.0033	0.0026	124	96	75-125	24	20	R1

Results presented on this page are in the units indicated by the "Units" column except where an alternate unit is presented to the right of the result.

REPORT OF LABORATORY ANALYSIS

This report shall not be reproduced, except in full,
without the written consent of Pace Analytical Services, LLC.

Pace Analytical Services, LLC
110 Technology Parkway
Peachtree Corners, GA 30092
(770)734-4200

QUALITY CONTROL DATA

Project: Plant Yates AMA-R6
Pace Project No.: 92623532

QC Batch: 721194
QC Batch Method: SM 2540C-2015
Analysis Method: SM 2540C-2015
Analysis Description: 2540C Total Dissolved Solids
Laboratory: Pace Analytical Services - Peachtree Corners, GA
Associated Lab Samples: 92623532001, 92623532002, 92623532003

METHOD BLANK: 3757806 Matrix: Water
Associated Lab Samples: 92623532001, 92623532002, 92623532003

Parameter	Units	Blank Result	Reporting Limit	MDL	Analyzed	Qualifiers
Total Dissolved Solids	mg/L	ND	25.0	10.0	09/02/22 11:11	

LABORATORY CONTROL SAMPLE: 3757807

Parameter	Units	Spike Conc.	LCS Result	LCS % Rec	% Rec Limits	Qualifiers
Total Dissolved Solids	mg/L	400	381	95	80-120	

SAMPLE DUPLICATE: 3757808

Parameter	Units	92623226001 Result	Dup Result	RPD	Max RPD	Qualifiers
Total Dissolved Solids	mg/L	81.0	78.0	4	25	

SAMPLE DUPLICATE: 3757809

Parameter	Units	92623294003 Result	Dup Result	RPD	Max RPD	Qualifiers
Total Dissolved Solids	mg/L	628	638	2	25	

Results presented on this page are in the units indicated by the "Units" column except where an alternate unit is presented to the right of the result.

REPORT OF LABORATORY ANALYSIS

This report shall not be reproduced, except in full,
without the written consent of Pace Analytical Services, LLC.

Pace Analytical Services, LLC
110 Technology Parkway
Peachtree Corners, GA 30092
(770)734-4200

QUALITY CONTROL DATA

Project: Plant Yates AMA-R6
Pace Project No.: 92623532

QC Batch: 721456
QC Batch Method: SM 2540C-2015
Analysis Method: SM 2540C-2015
Analysis Description: 2540C Total Dissolved Solids
Laboratory: Pace Analytical Services - Peachtree Corners, GA
Associated Lab Samples: 92623532004, 92623532005, 92623532006, 92623532007, 92623532009, 92623532010, 92623532011, 92623532012, 92623532013, 92623532014, 92623532015, 92623532016, 92623532017, 92623532020, 92623532023, 92623532024

METHOD BLANK: 3759034 Matrix: Water
Associated Lab Samples: 92623532004, 92623532005, 92623532006, 92623532007, 92623532009, 92623532010, 92623532011, 92623532012, 92623532013, 92623532014, 92623532015, 92623532016, 92623532017, 92623532020, 92623532023, 92623532024

Parameter	Units	Blank Result	Reporting Limit	MDL	Analyzed	Qualifiers
Total Dissolved Solids	mg/L	ND	25.0	10.0	09/05/22 13:08	

LABORATORY CONTROL SAMPLE: 3759035

Parameter	Units	Spike Conc.	LCS Result	LCS % Rec	% Rec Limits	Qualifiers
Total Dissolved Solids	mg/L	400	382	96	80-120	

SAMPLE DUPLICATE: 3759036

Parameter	Units	92623532004 Result	Dup Result	RPD	Max RPD	Qualifiers
Total Dissolved Solids	mg/L	336	338	1	25	

SAMPLE DUPLICATE: 3759037

Parameter	Units	92623532013 Result	Dup Result	RPD	Max RPD	Qualifiers
Total Dissolved Solids	mg/L	908	930	2	25	

Results presented on this page are in the units indicated by the "Units" column except where an alternate unit is presented to the right of the result.

REPORT OF LABORATORY ANALYSIS

This report shall not be reproduced, except in full,
without the written consent of Pace Analytical Services, LLC.

Pace Analytical Services, LLC
110 Technology Parkway
Peachtree Corners, GA 30092
(770)734-4200

QUALITY CONTROL DATA

Project: Plant Yates AMA-R6
Pace Project No.: 92623532

QC Batch: 721563 | Analysis Method: SM 2540C-2015
QC Batch Method: SM 2540C-2015 | Analysis Description: 2540C Total Dissolved Solids
Laboratory: Pace Analytical Services - Peachtree Corners, GA
Associated Lab Samples: 92623532008, 92623532018, 92623532019, 92623532021, 92623532022

METHOD BLANK: 3759489 Matrix: Water
Associated Lab Samples: 92623532008, 92623532018, 92623532019, 92623532021, 92623532022

Parameter	Units	Blank Result	Reporting Limit	MDL	Analyzed	Qualifiers
Total Dissolved Solids	mg/L	ND	25.0	10.0	09/06/22 14:51	

LABORATORY CONTROL SAMPLE: 3759490

Parameter	Units	Spike Conc.	LCS Result	LCS % Rec	% Rec Limits	Qualifiers
Total Dissolved Solids	mg/L	400	387	97	80-120	

SAMPLE DUPLICATE: 3759491

Parameter	Units	92623226006 Result	Dup Result	RPD	Max RPD	Qualifiers
Total Dissolved Solids	mg/L	148	139	6	25	

SAMPLE DUPLICATE: 3759492

Parameter	Units	92623533010 Result	Dup Result	RPD	Max RPD	Qualifiers
Total Dissolved Solids	mg/L	128	119	7	25	

Results presented on this page are in the units indicated by the "Units" column except where an alternate unit is presented to the right of the result.

REPORT OF LABORATORY ANALYSIS

This report shall not be reproduced, except in full,
without the written consent of Pace Analytical Services, LLC.

Pace Analytical Services, LLC
110 Technology Parkway
Peachtree Corners, GA 30092
(770)734-4200

QUALITY CONTROL DATA

Project: Plant Yates AMA-R6
Pace Project No.: 92623532

QC Batch: 722003
QC Batch Method: EPA 300.0 Rev 2.1 1993
Analysis Method: EPA 300.0 Rev 2.1 1993
Analysis Description: 300.0 IC Anions
Laboratory: Pace Analytical Services - Asheville
Associated Lab Samples: 92623532001, 92623532002, 92623532003, 92623532004, 92623532005

METHOD BLANK: 3761858 Matrix: Water
Associated Lab Samples: 92623532001, 92623532002, 92623532003, 92623532004, 92623532005

Parameter	Units	Blank Result	Reporting Limit	MDL	Analyzed	Qualifiers
Chloride	mg/L	ND	1.0	0.60	09/08/22 14:59	
Fluoride	mg/L	ND	0.10	0.050	09/08/22 14:59	
Sulfate	mg/L	ND	1.0	0.50	09/08/22 14:59	

LABORATORY CONTROL SAMPLE: 3761859

Parameter	Units	Spike Conc.	LCS Result	LCS % Rec	% Rec Limits	Qualifiers
Chloride	mg/L	50	49.4	99	90-110	
Fluoride	mg/L	2.5	2.7	109	90-110	
Sulfate	mg/L	50	49.9	100	90-110	

MATRIX SPIKE & MATRIX SPIKE DUPLICATE: 3761860 3761861

Parameter	Units	92623832001 Result	MS Spike Conc.	MSD Spike Conc.	MS Result	MSD Result	MS % Rec	MSD % Rec	% Rec Limits	RPD	Max RPD	Qual
Chloride	mg/L	47.2	50	50	98.7	98.6	103	103	90-110	0	10	
Fluoride	mg/L	6.9	2.5	2.5	8.5	8.4	62	60	90-110	1	10	M1
Sulfate	mg/L	833	50	50	878	879	91	93	90-110	0	10	

MATRIX SPIKE & MATRIX SPIKE DUPLICATE: 3761862 3761863

Parameter	Units	92623226015 Result	MS Spike Conc.	MSD Spike Conc.	MS Result	MSD Result	MS % Rec	MSD % Rec	% Rec Limits	RPD	Max RPD	Qual
Chloride	mg/L	2.9	50	50	55.6	56.1	105	106	90-110	1	10	
Fluoride	mg/L	ND	2.5	2.5	2.4	2.5	96	97	90-110	1	10	
Sulfate	mg/L	ND	50	50	52.5	53.0	104	105	90-110	1	10	

Results presented on this page are in the units indicated by the "Units" column except where an alternate unit is presented to the right of the result.

REPORT OF LABORATORY ANALYSIS

This report shall not be reproduced, except in full,
without the written consent of Pace Analytical Services, LLC.

Pace Analytical Services, LLC
110 Technology Parkway
Peachtree Corners, GA 30092
(770)734-4200

QUALITY CONTROL DATA

Project: Plant Yates AMA-R6
Pace Project No.: 92623532

QC Batch: 722008
QC Batch Method: EPA 300.0 Rev 2.1 1993
Analysis Method: EPA 300.0 Rev 2.1 1993
Analysis Description: 300.0 IC Anions
Laboratory: Pace Analytical Services - Asheville
Associated Lab Samples: 92623532006, 92623532007, 92623532008, 92623532009, 92623532010, 92623532011, 92623532012, 92623532013

METHOD BLANK: 3761879 Matrix: Water
Associated Lab Samples: 92623532006, 92623532007, 92623532008, 92623532009, 92623532010, 92623532011, 92623532012, 92623532013

Parameter	Units	Blank Result	Reporting Limit	MDL	Analyzed	Qualifiers
Chloride	mg/L	ND	1.0	0.60	09/08/22 21:58	
Fluoride	mg/L	ND	0.10	0.050	09/08/22 21:58	
Sulfate	mg/L	ND	1.0	0.50	09/08/22 21:58	

LABORATORY CONTROL SAMPLE: 3761880

Parameter	Units	Spike Conc.	LCS Result	LCS % Rec	% Rec Limits	Qualifiers
Chloride	mg/L	50	50.2	100	90-110	
Fluoride	mg/L	2.5	2.4	94	90-110	
Sulfate	mg/L	50	50.1	100	90-110	

MATRIX SPIKE & MATRIX SPIKE DUPLICATE: 3761881 3761882

Parameter	Units	92623532006 Result	MS Spike Conc.	MSD Spike Conc.	MS Result	MSD Result	MS % Rec	MSD % Rec	% Rec Limits	RPD	Max RPD	Qual
Chloride	mg/L	5.5	50	50	57.4	57.9	104	105	90-110	1	10	
Fluoride	mg/L	ND	2.5	2.5	2.4	2.5	96	98	90-110	2	10	
Sulfate	mg/L	67.9	50	50	117	117	99	99	90-110	0	10	

MATRIX SPIKE & MATRIX SPIKE DUPLICATE: 3761883 3761884

Parameter	Units	92623294009 Result	MS Spike Conc.	MSD Spike Conc.	MS Result	MSD Result	MS % Rec	MSD % Rec	% Rec Limits	RPD	Max RPD	Qual
Chloride	mg/L	14.5	50	50	66.1	66.6	103	104	90-110	1	10	
Fluoride	mg/L	ND	2.5	2.5	2.4	2.4	94	95	90-110	0	10	
Sulfate	mg/L	280	50	50	326	329	93	100	90-110	1	10	

Results presented on this page are in the units indicated by the "Units" column except where an alternate unit is presented to the right of the result.

REPORT OF LABORATORY ANALYSIS

This report shall not be reproduced, except in full,
without the written consent of Pace Analytical Services, LLC.

Pace Analytical Services, LLC
110 Technology Parkway
Peachtree Corners, GA 30092
(770)734-4200

QUALITY CONTROL DATA

Project: Plant Yates AMA-R6
Pace Project No.: 92623532

QC Batch: 722013
QC Batch Method: EPA 300.0 Rev 2.1 1993
Analysis Method: EPA 300.0 Rev 2.1 1993
Analysis Description: 300.0 IC Anions
Laboratory: Pace Analytical Services - Asheville
Associated Lab Samples: 92623532014, 92623532015, 92623532016, 92623532017, 92623532018, 92623532019, 92623532020, 92623532021, 92623532022, 92623532023, 92623532024

METHOD BLANK: 3761892 Matrix: Water
Associated Lab Samples: 92623532014, 92623532015, 92623532016, 92623532017, 92623532018, 92623532019, 92623532020, 92623532021, 92623532022, 92623532023, 92623532024

Parameter	Units	Blank Result	Reporting Limit	MDL	Analyzed	Qualifiers
Chloride	mg/L	ND	1.0	0.60	09/08/22 16:08	
Fluoride	mg/L	ND	0.10	0.050	09/08/22 16:08	
Sulfate	mg/L	ND	1.0	0.50	09/08/22 16:08	

LABORATORY CONTROL SAMPLE: 3761893

Parameter	Units	Spike Conc.	LCS Result	LCS % Rec	% Rec Limits	Qualifiers
Chloride	mg/L	50	50.4	101	90-110	
Fluoride	mg/L	2.5	2.4	96	90-110	
Sulfate	mg/L	50	50.3	101	90-110	

MATRIX SPIKE & MATRIX SPIKE DUPLICATE: 3761894 3761895

Parameter	Units	92623532014 Result	MS Spike Conc.	MSD Spike Conc.	MS Result	MSD Result	MS % Rec	MSD % Rec	% Rec Limits	RPD	Max RPD	Qual
Chloride	mg/L	3.8	50	50	55.4	55.8	103	104	90-110	1	10	
Fluoride	mg/L	0.057J	2.5	2.5	2.4	2.5	94	97	90-110	3	10	
Sulfate	mg/L	495	50	50	542	537	94	84	90-110	1	10	M1

MATRIX SPIKE & MATRIX SPIKE DUPLICATE: 3761896 3761897

Parameter	Units	92623532024 Result	MS Spike Conc.	MSD Spike Conc.	MS Result	MSD Result	MS % Rec	MSD % Rec	% Rec Limits	RPD	Max RPD	Qual
Chloride	mg/L	ND	50	50	50.7	51.8	101	104	90-110	2	10	
Fluoride	mg/L	ND	2.5	2.5	2.5	2.6	99	103	90-110	4	10	
Sulfate	mg/L	ND	50	50	50.1	51.6	100	103	90-110	3	10	

Results presented on this page are in the units indicated by the "Units" column except where an alternate unit is presented to the right of the result.

REPORT OF LABORATORY ANALYSIS

This report shall not be reproduced, except in full,
without the written consent of Pace Analytical Services, LLC.

Pace Analytical Services, LLC
110 Technology Parkway
Peachtree Corners, GA 30092
(770)734-4200

QUALIFIERS

Project: Plant Yates AMA-R6
Pace Project No.: 92623532

DEFINITIONS

DF - Dilution Factor, if reported, represents the factor applied to the reported data due to dilution of the sample aliquot.

ND - Not Detected at or above adjusted reporting limit.

TNTC - Too Numerous To Count

J - Estimated concentration above the adjusted method detection limit and below the adjusted reporting limit.

MDL - Adjusted Method Detection Limit.

PQL - Practical Quantitation Limit.

RL - Reporting Limit - The lowest concentration value that meets project requirements for quantitative data with known precision and bias for a specific analyte in a specific matrix.

S - Surrogate

1,2-Diphenylhydrazine decomposes to and cannot be separated from Azobenzene using Method 8270. The result for each analyte is a combined concentration.

Consistent with EPA guidelines, unrounded data are displayed and have been used to calculate % recovery and RPD values.

LCS(D) - Laboratory Control Sample (Duplicate)

MS(D) - Matrix Spike (Duplicate)

DUP - Sample Duplicate

RPD - Relative Percent Difference

NC - Not Calculable.

SG - Silica Gel - Clean-Up

U - Indicates the compound was analyzed for, but not detected.

Acid preservation may not be appropriate for 2 Chloroethylvinyl ether.

A separate vial preserved to a pH of 4-5 is recommended in SW846 Chapter 4 for the analysis of Acrolein and Acrylonitrile by EPA Method 8260.

N-Nitrosodiphenylamine decomposes and cannot be separated from Diphenylamine using Method 8270. The result reported for each analyte is a combined concentration.

Reported results are not rounded until the final step prior to reporting. Therefore, calculated parameters that are typically reported as "Total" may vary slightly from the sum of the reported component parameters.

Pace Analytical is TNI accredited. Contact your Pace PM for the current list of accredited analytes.

TNI - The NELAC Institute.

ANALYTE QUALIFIERS

H1	Analysis conducted outside the EPA method holding time.
M1	Matrix spike recovery exceeded QC limits. Batch accepted based on laboratory control sample (LCS) recovery.
R1	RPD value was outside control limits.

This report shall not be reproduced, except in full,
without the written consent of Pace Analytical Services, LLC.

Pace Analytical Services, LLC
110 Technology Parkway
Peachtree Corners, GA 30092
(770)734-4200

QUALITY CONTROL DATA CROSS REFERENCE TABLE

Project: Plant Yates AMA-R6
Pace Project No.: 92623532

Lab ID	Sample ID	QC Batch Method	QC Batch	Analytical Method	Analytical Batch
92623532001	YGWC-49				
92623532004	YAMW-1				
92623532005	AMA-DUP-1				
92623532006	PZ-35				
92623532007	YGWC-38				
92623532009	YGWC-41				
92623532010	YGWC-36A				
92623532011	YGWC-42				
92623532012	YAMW-3				
92623532013	PZ-37				
92623532015	PZ-37D				
92623532016	PZ-52D				
92623532017	YGWC-23S				
92623532018	YAMW-2				
92623532019	YGWC-43				
92623532020	PZ-51				
92623532021	YAMW-4				
92623532022	YAMW-5				
92623532001	YGWC-49	EPA 3010A	723576	EPA 6010D	723671
92623532002	AMA-EB-1	EPA 3010A	723576	EPA 6010D	723671
92623532003	AMA-FB-1	EPA 3010A	723576	EPA 6010D	723671
92623532004	YAMW-1	EPA 3010A	723576	EPA 6010D	723671
92623532005	AMA-DUP-1	EPA 3010A	723576	EPA 6010D	723671
92623532006	PZ-35	EPA 3010A	723576	EPA 6010D	723671
92623532007	YGWC-38	EPA 3010A	723581	EPA 6010D	723670
92623532008	AMA-DUP-2	EPA 3010A	723581	EPA 6010D	723670
92623532009	YGWC-41	EPA 3010A	723581	EPA 6010D	723670
92623532010	YGWC-36A	EPA 3010A	723581	EPA 6010D	723670
92623532011	YGWC-42	EPA 3010A	723581	EPA 6010D	723670
92623532012	YAMW-3	EPA 3010A	723581	EPA 6010D	723670
92623532013	PZ-37	EPA 3010A	723581	EPA 6010D	723670
92623532014	AMA-DUP-3	EPA 3010A	723581	EPA 6010D	723670
92623532015	PZ-37D	EPA 3010A	723581	EPA 6010D	723670
92623532016	PZ-52D	EPA 3010A	723581	EPA 6010D	723670
92623532017	YGWC-23S	EPA 3010A	723581	EPA 6010D	723670
92623532018	YAMW-2	EPA 3010A	723581	EPA 6010D	723670
92623532019	YGWC-43	EPA 3010A	723581	EPA 6010D	723670
92623532020	PZ-51	EPA 3010A	723581	EPA 6010D	723670
92623532021	YAMW-4	EPA 3010A	723769	EPA 6010D	723848
92623532022	YAMW-5	EPA 3010A	723769	EPA 6010D	723848
92623532023	AMA-EB-2	EPA 3010A	723769	EPA 6010D	723848
92623532024	AMA-FB-2	EPA 3010A	723769	EPA 6010D	723848
92623532001	YGWC-49	EPA 3005A	723885	EPA 6020B	724216
92623532002	AMA-EB-1	EPA 3005A	723885	EPA 6020B	724216
92623532003	AMA-FB-1	EPA 3005A	723885	EPA 6020B	724216
92623532004	YAMW-1	EPA 3005A	723885	EPA 6020B	724216
92623532005	AMA-DUP-1	EPA 3005A	723885	EPA 6020B	724216

REPORT OF LABORATORY ANALYSIS

This report shall not be reproduced, except in full,
without the written consent of Pace Analytical Services, LLC.

Pace Analytical Services, LLC
110 Technology Parkway
Peachtree Corners, GA 30092
(770)734-4200

QUALITY CONTROL DATA CROSS REFERENCE TABLE

Project: Plant Yates AMA-R6
Pace Project No.: 92623532

Lab ID	Sample ID	QC Batch Method	QC Batch	Analytical Method	Analytical Batch
92623532006	**PZ-35**	EPA 3005A	723885	EPA 6020B	724216
92623532007	**YGWC-38**	EPA 3005A	723885	EPA 6020B	724216
92623532008	**AMA-DUP-2**	EPA 3005A	723885	EPA 6020B	724216
92623532009	**YGWC-41**	EPA 3005A	723885	EPA 6020B	724216
92623532010	**YGWC-36A**	EPA 3005A	723885	EPA 6020B	724216
92623532011	**YGWC-42**	EPA 3005A	723885	EPA 6020B	724216
92623532012	**YAMW-3**	EPA 3005A	723885	EPA 6020B	724216
92623532013	**PZ-37**	EPA 3005A	723885	EPA 6020B	724216
92623532014	**AMA-DUP-3**	EPA 3005A	724231	EPA 6020B	724354
92623532015	**PZ-37D**	EPA 3005A	724231	EPA 6020B	724354
92623532016	**PZ-52D**	EPA 3005A	724231	EPA 6020B	724354
92623532017	**YGWC-23S**	EPA 3005A	724231	EPA 6020B	724354
92623532018	**YAMW-2**	EPA 3005A	724231	EPA 6020B	724354
92623532019	**YGWC-43**	EPA 3005A	724231	EPA 6020B	724354
92623532020	**PZ-51**	EPA 3005A	724231	EPA 6020B	724354
92623532021	**YAMW-4**	EPA 3005A	724231	EPA 6020B	724354
92623532022	**YAMW-5**	EPA 3005A	724231	EPA 6020B	724354
92623532023	**AMA-EB-2**	EPA 3005A	724231	EPA 6020B	724354
92623532024	**AMA-FB-2**	EPA 3005A	724231	EPA 6020B	724354
92623532001	**YGWC-49**	EPA 7470A	724075	EPA 7470A	724149
92623532002	**AMA-EB-1**	EPA 7470A	724075	EPA 7470A	724149
92623532003	**AMA-FB-1**	EPA 7470A	724075	EPA 7470A	724149
92623532004	**YAMW-1**	EPA 7470A	724075	EPA 7470A	724149
92623532005	**AMA-DUP-1**	EPA 7470A	724075	EPA 7470A	724149
92623532006	**PZ-35**	EPA 7470A	724075	EPA 7470A	724149
92623532007	**YGWC-38**	EPA 7470A	724075	EPA 7470A	724149
92623532008	**AMA-DUP-2**	EPA 7470A	724075	EPA 7470A	724149
92623532009	**YGWC-41**	EPA 7470A	724075	EPA 7470A	724149
92623532010	**YGWC-36A**	EPA 7470A	724075	EPA 7470A	724149
92623532011	**YGWC-42**	EPA 7470A	724075	EPA 7470A	724149
92623532012	**YAMW-3**	EPA 7470A	724414	EPA 7470A	724673
92623532013	**PZ-37**	EPA 7470A	724414	EPA 7470A	724673
92623532014	**AMA-DUP-3**	EPA 7470A	724414	EPA 7470A	724673
92623532015	**PZ-37D**	EPA 7470A	724414	EPA 7470A	724673
92623532016	**PZ-52D**	EPA 7470A	724414	EPA 7470A	724673
92623532017	**YGWC-23S**	EPA 7470A	724414	EPA 7470A	724673
92623532018	**YAMW-2**	EPA 7470A	724414	EPA 7470A	724673
92623532019	**YGWC-43**	EPA 7470A	724414	EPA 7470A	724673
92623532020	**PZ-51**	EPA 7470A	724414	EPA 7470A	724673
92623532021	**YAMW-4**	EPA 7470A	724414	EPA 7470A	724673
92623532022	**YAMW-5**	EPA 7470A	724414	EPA 7470A	724673
92623532023	**AMA-EB-2**	EPA 7470A	724414	EPA 7470A	724673
92623532024	**AMA-FB-2**	EPA 7470A	724414	EPA 7470A	724673
92623532001	**YGWC-49**	SM 2540C-2015	721194		
92623532002	**AMA-EB-1**	SM 2540C-2015	721194		
92623532003	**AMA-FB-1**	SM 2540C-2015	721194		

REPORT OF LABORATORY ANALYSIS

This report shall not be reproduced, except in full,
without the written consent of Pace Analytical Services, LLC.

Pace Analytical Services, LLC
110 Technology Parkway
Peachtree Corners, GA 30092
(770)734-4200

QUALITY CONTROL DATA CROSS REFERENCE TABLE

Project: Plant Yates AMA-R6
Pace Project No.: 92623532

Lab ID	Sample ID	QC Batch Method	QC Batch	Analytical Method	Analytical Batch
92623532004	YAMW-1	SM 2540C-2015	721456		
92623532005	AMA-DUP-1	SM 2540C-2015	721456		
92623532006	PZ-35	SM 2540C-2015	721456		
92623532007	YGWC-38	SM 2540C-2015	721456		
92623532008	AMA-DUP-2	SM 2540C-2015	721563		
92623532009	YGWC-41	SM 2540C-2015	721456		
92623532010	YGWC-36A	SM 2540C-2015	721456		
92623532011	YGWC-42	SM 2540C-2015	721456		
92623532012	YAMW-3	SM 2540C-2015	721456		
92623532013	PZ-37	SM 2540C-2015	721456		
92623532014	AMA-DUP-3	SM 2540C-2015	721456		
92623532015	PZ-37D	SM 2540C-2015	721456		
92623532016	PZ-52D	SM 2540C-2015	721456		
92623532017	YGWC-23S	SM 2540C-2015	721456		
92623532018	YAMW-2	SM 2540C-2015	721563		
92623532019	YGWC-43	SM 2540C-2015	721563		
92623532020	PZ-51	SM 2540C-2015	721456		
92623532021	YAMW-4	SM 2540C-2015	721563		
92623532022	YAMW-5	SM 2540C-2015	721563		
92623532023	AMA-EB-2	SM 2540C-2015	721456		
92623532024	AMA-FB-2	SM 2540C-2015	721456		
92623532001	YGWC-49	EPA 300.0 Rev 2.1 1993	722003		
92623532002	AMA-EB-1	EPA 300.0 Rev 2.1 1993	722003		
92623532003	AMA-FB-1	EPA 300.0 Rev 2.1 1993	722003		
92623532004	YAMW-1	EPA 300.0 Rev 2.1 1993	722003		
92623532005	AMA-DUP-1	EPA 300.0 Rev 2.1 1993	722003		
92623532006	PZ-35	EPA 300.0 Rev 2.1 1993	722008		
92623532007	YGWC-38	EPA 300.0 Rev 2.1 1993	722008		
92623532008	AMA-DUP-2	EPA 300.0 Rev 2.1 1993	722008		
92623532009	YGWC-41	EPA 300.0 Rev 2.1 1993	722008		
92623532010	YGWC-36A	EPA 300.0 Rev 2.1 1993	722008		
92623532011	YGWC-42	EPA 300.0 Rev 2.1 1993	722008		
92623532012	YAMW-3	EPA 300.0 Rev 2.1 1993	722008		
92623532013	PZ-37	EPA 300.0 Rev 2.1 1993	722008		
92623532014	AMA-DUP-3	EPA 300.0 Rev 2.1 1993	722013		
92623532015	PZ-37D	EPA 300.0 Rev 2.1 1993	722013		
92623532016	PZ-52D	EPA 300.0 Rev 2.1 1993	722013		
92623532017	YGWC-23S	EPA 300.0 Rev 2.1 1993	722013		
92623532018	YAMW-2	EPA 300.0 Rev 2.1 1993	722013		
92623532019	YGWC-43	EPA 300.0 Rev 2.1 1993	722013		
92623532020	PZ-51	EPA 300.0 Rev 2.1 1993	722013		
92623532021	YAMW-4	EPA 300.0 Rev 2.1 1993	722013		
92623532022	YAMW-5	EPA 300.0 Rev 2.1 1993	722013		
92623532023	AMA-EB-2	EPA 300.0 Rev 2.1 1993	722013		

REPORT OF LABORATORY ANALYSIS

This report shall not be reproduced, except in full,
without the written consent of Pace Analytical Services, LLC.

Pace Analytical Services, LLC
110 Technology Parkway
Peachtree Corners, GA 30092
(770)734-4200

QUALITY CONTROL DATA CROSS REFERENCE TABLE

Project: Plant Yates AMA-R6
Pace Project No.: 92623532

Lab ID	Sample ID	QC Batch Method	QC Batch	Analytical Method	Analytical Batch
92623532024	**AMA-FB-2**	EPA 300.0 Rev 2.1 1993	722013		

This report shall not be reproduced, except in full,
without the written consent of Pace Analytical Services, LLC.

Pace	DC#_Title: ENV-FRM-HUN1-0083 v01_Sample Condition Upon Receipt
	Effective Date: 05/12/2022

Laboratory receiving samples:

Asheville ☐ Eden ☐ Greenwood ☐ Huntersville ☐ Raleigh ☐ Mechanicsville ☐ Atlanta ☑

Sample Condition Upon Receipt

Client Name: GA Power

Project

WO# : 92623532

92623532

Courier: ☐ Commercial ☑ Fed Ex ☐ UPS ☐ USPS ☐ Client ☑ Pace ☐ Other

Custody Seal Present? ☐ Yes ☑ No Seals Intact? ☐ Yes ☐ No

Date/Initials Person Examining Contents: 9/1/22 CDH

Packing Material: ☐ Bubble Wrap ☐ Bubble Bags ☑ None ☐ Other

Biological Tissue Frozen? ☐ Yes ☐ No ☑ N/A

Thermometer: ☑ IR Gun ID: 230 Type of Ice: ☑ Wet ☐ Blue ☐ None

Cooler Temp: 2.5 Correction Factor: Add/Subtract (°C) 0.0

Temp should be above freezing to 6°C

☐ Samples out of temp criteria. Samples on ice, cooling process has begun

Cooler Temp Corrected (°C): 2.5

USDA Regulated Soil (☐ N/A, water sample)

Did samples originate in a quarantine zone within the United States: CA, NY, or SC (check maps)? ☐ Yes ☐ No

Did samples originate from a foreign source (internationally, including Hawaii and Puerto Rico)? ☐ Yes ☐ No

				Comments/Discrepancy:
Chain of Custody Present?	☑ Yes	☐ No	☐ N/A	1.
Samples Arrived within Hold Time?	☑ Yes	☐ No	☐ N/A	2.
Short Hold Time Analysis (<72 hr.)?	☐ Yes	☑ No	☐ N/A	3.
Rush Turn Around Time Requested?	☐ Yes	☑ No	☐ N/A	4.
Sufficient Volume?	☑ Yes	☐ No	☐ N/A	5.
Correct Containers Used?	☑ Yes	☐ No	☐ N/A	6.
-Pace Containers Used?	☑ Yes	☐ No	☐ N/A	
Containers Intact?	☑ Yes	☐ No	☐ N/A	7.
Dissolved analysis: Samples Field Filtered?	☐ Yes	☐ No	☑ N/A	8
Sample Labels Match COC? -Includes Date/Time/ID/Analysis Matrix: W	☑ Yes	☐ No	☐ N/A	9
Headspace in VOA Vials (>5-6mm)?	☐ Yes	☐ No	☑ N/A	10
Trip Blank Present?	☐ Yes	☐ No	☑ N/A	11
Trip Blank Custody Seals Present?	☐ Yes	☐ No	☑ N/A	

COMMENTS/SAMPLE DISCREPANCY

Field Data Required? ☐ Yes ☐ No

Lot ID of split containers:

CLIENT NOTIFICATION/RESOLUTION

pH Strip Lot# 10D4611

Person contacted: Date/Time

Project Manager SCURF Review: Date:

Project Manager SRF Review: Date:

WO#: 92623532
PM: NMG Due Date: 09/16/22
CLIENT: GA-GA Power

*Check mark top half of box if pH and/or dechlorination is verified and within the acceptance range for preservation samples.
Exceptions: VOA, Coliform, TOC, O-I and Grease, DRO/8015 (water) DOC, LLHg

**Bottom half of box is to list number of bottles

***Check all unpreserved Nitrates for chlorine

Item#	BP4U-125 mL Plastic Unpreserved (N/A) (Cl-)	BP3U-250 mL Plastic Unpreserved (N/A	BP2U-500 mL Plastic Unpreserved (N/A	BP1U-1 liter Plastic Unpreserved (N/A)	BP4S-125 mL Plastic H2SO4 (pH < 2) (Cl-)	BP3N-250 mL plastic HNO3 (pH < 2)	BP4Z-125 mL Plastic ZN Acetate & NaOH (>9)	BP4B-125 mL Plastic NaOH (pH > 12) (Cl-)	WGFU-Wide-mouthed Glass jar Unpreserved	AG1U-1 liter Amber Unpreserved (N/A) (Cl-)	AG1H-1 liter Amber HCl (pH < 2)	AG3U-250 mL Amber Unpreserved (N/A) (Cl-)	AG1S-1 liter Amber H2SO4 (pH < 2)	AG3S-250 mL Amber H2SO4 (pH < 2)	DG9A-250 mL Amber NaHSO4 (N/A)(Cl-)	DG9H-40 mL VOA HCl (N/A)	VG9T-40 mL VOA Na2S2O3 (N/A)	VG9U-40 mL VOA Unpreserved (N/A)	DG9V-40 mL VOA H3PO4 (N/A)	DG9S-40 mL VOA H2SO4 (N/A)	V/GK (3 vials per kit)-VSH/Gas kit (N/A)	SP5T-125 mL Sterile Plastic (N/A - lab)	SP2T-250 mL Sterile Plastic (N/A - lab)	BP1N	BP3R-250 mL Plastic (NH2)2SO4 (9.3-9.7)	AG0U-100 mL Amber Unpreserved (N/A) (Cl-)	VSGU-20 mL Scintillation vials (N/A)	DG9U-40 mL Amber Unpreserved vials (N/A)
1		1	1			1																		1				
2		1	1			1																		2				
3		1	1			1																		2				
4		1	1			1																		2				
5		1	1			1																		2				
6		1	1			1																		2				
7																												
8																												
9																												
10																												
11																												
12																												

pH Adjustment Log for Preserved Samples

Sample ID	Type of Preservative	pH upon receipt	Date preservation adjusted	Time preservation adjusted	Amount of Preservative added	Lot #

Note: Whenever there is a discrepancy affecting North Carolina compliance samples, a copy of this form will be sent to the North Carolina DENR Certification Office (i.e. Out of hold, incorrect preservative, out of temp, incorrect containers.

Pace

DC#_Title: ENV-FRM-HUN1-0083 v01_Sample Condition Upon Receipt

Effective Date: 05/12/2022

Laboratory receiving samples:

Asheville ☐ Eden ☐ Greenwood ☐ Huntersville ☐ Raleigh ☐ Mechanicsville ☐ Atlanta ☑ Kernersville ☐

Sample Condition Upon Receipt

Client Name: Ga Power

Project #: **WO# : 92623532**

PM: NMG Due Date: 09/16/22

CLIENT: GA-GA Power

Courier: ☑ Commercial ☐ Fed Ex ☐ UPS ☐ USPS ☐ Client ☐ Pace ☐ Other:

Custody Seal Present? ☐ Yes ☑ No Seals Intact? ☐ Yes ☐ No

Date/Initials Person Examining Contents: 9/2/22 JM

Packing Material: ☐ Bubble Wrap ☐ Bubble Bags ☐ None ☑ Other

Biological Tissue Frozen? ☐ Yes ☐ No, ☑ N/A

Thermometer: ☐ IR Gun ID: 214

Type of Ice: ☑ Wet ☐ Blue ☐ None

Cooler Temp: 4.3 Correction Factor: Add/Subtract (°C) 0.6

Cooler Temp Corrected (°C): 4.3

Temp should be above freezing to 6°C

☐ Samples out of temp criteria. Samples on ice, cooling process has begun

USDA Regulated Soil (☐ N/A, water sample)

Did samples originate in a quarantine zone within the United States: CA, NY, or SC (check maps)? ☐ Yes ☐ No

Did samples originate from a foreign source (internationally including Hawaii and Puerto Rico)? ☐ Yes ☐ No

				Comments/Discrepancy:
Chain of Custody Present?	☑ Yes	☐ No	☐ N/A	1.
Samples Arrived within Hold Time?	☑ Yes	☐ No	☐ N/A	2.
Short Hold Time Analysis (<72 hr.)?	☐ Yes	☑ No	☐ N/A	3.
Rush Turn Around Time Requested?	☐ Yes	☑ No	☐ N/A	4.
Sufficient Volume?	☑ Yes	☐ No	☐ N/A	5.
Correct Containers Used?	☑ Yes	☐ No	☐ N/A	6.
-Pace Containers Used?	☑ Yes	☐ No	☐ N/A	
Containers Intact?	☑ Yes	☐ No	☐ N/A	7.
Dissolved analysis: Samples Field Filtered?	☐ Yes	☐ No	☑ N/A	8.
Sample Labels Match COC?	☑ Yes	☐ No	☐ N/A	9.
-Includes Date/Time/ID/Analysis Matrix: WW				
Headspace in VOA Vials (>5-6mm)?	☐ Yes	☐ No	☑ N/A	10.
Trip Blank Present?	☐ Yes	☐ No	☑ N/A	11.
Trip Blank Custody Seals Present?	☐ Yes	☐ No	☑ N/A	

COMMENTS/SAMPLE DISCREPANCY

Field Data Required? ☐ Yes ☐ No

Lot ID of split containers:

CLIENT NOTIFICATION/RESOLUTION

pH Strip Lot# 10D4611

Person contacted: _____ Date/Time: _____

Project Manager SCURF Review: _____ Date: _____

Project Manager SRF Review: _____ Date: _____

Check mark top half of box if pH and/or dechlorination is verified and within the acceptance range for preservation samples.
Exceptions: VOA, Coliform, TOC, Oil and Grease, DRO/8015 (water) DOC, LLHg

*Bottom half of box is to list number of bottles
**Check all unpreserved Nitrates for chlorine

Project #

WO#: 92623532

PM: NMG Due Date: 09/16/22
CLIENT: GA-GA Power

Item#	BP4U-125 mL Plastic Unpreserved (N/A) (Cl-)	BP3U-250 mL Plastic Unpreserved (N/A)	BP2U-500 mL Plastic Unpreserved (N/A)	BP1U-1 liter Plastic Unpreserved (N/A)	BP4S-125 mL Plastic H2SO4 (pH < 2) (Cl-)	BP3N-250 mL plastic HNO3 (pH < 2)	BP4Z-125 mL Plastic ZN Acetate & NaOH (>9)	BP4B-125 mL Plastic NaOH (pH > 12) (Cl-)	WGFU-Wide-mouthed Glass jar Unpreserved	AG1U-1 liter Amber Unpreserved (N/A) (Cl-)	AG1H-1 liter Amber HCl (pH < 2)	AG3U-250 mL Amber Unpreserved (N/A) (Cl-)	AG1S-1 liter Amber H2SO4 (pH < 2)	AG2S-250 mL Amber H2SO4 (pH < 2)	DG9A-250 mL Amber NH4Cl (N/A)(Cl-)	DG9H-40 mL VOA HCl (N/A)	VG9F-40 mL VOA Na2S2O3 (N/A)	VG9U-40 mL VOA Unpreserved (N/A)	DG9V-40 mL VOA H3PO4 (N/A)	DG9S-40 mL VOA H2SO4 (N/A)	V/GK (3 vials per kit)-VPH/Gas kit (N/A)	SP5T-125 mL Sterile Plastic (N/A - Cl-)	SP2T-250 mL Sterile Plastic (N/A - Cl-)	BPIN	BP3B-250 mL Plastic (NH2)2SO4 (9.3-9.7)	AGBU-100 mL Amber Unpreserved (N/A) (Cl-)	VSGU-20 mL Scintillation Vials (N/A)	DG9U-40 mL Amber Unpreserved vials (N/A)
1																								1				
2																								1				
3																								1				
4																								1				
5																								1				
6																								1				
7																								1				
8																								1				
9																								1				
10																								1				
11																								1				
12																								1				

pH Adjustment Log for Preserved Samples

Sample ID	Type of Preservative	pH upon receipt	Date preservation adjusted	Time preservation adjusted	Amount of Preservative added	Lot #

Note: Whenever there is a discrepancy affecting North Carolina compliance samples, a copy of this form will be sent to the North Carolina DENR Certification Office (i.e. Out of hold, incorrect preservative, out of temp, incorrect containers.

WO# : 92623532

Project #

PM: NMG Due Date: 09/16/22

CLIENT: GA-GA Power

Check mark top half of box if pH and/or dechlorination is verified and within the acceptance range for preservation samples.

Exceptions: VOA, Coliform, TOC, Oil and Grease, DRO/8015 (water) DOC, LLHg

*Bottom half of box is to list number of bottles

**Check all unpreserved Nitrates for chlorine

Item#	BP4U-125 mL Plastic Unpreserved (N/A) (Cl-)	BP3U-250 mL Plastic Unpreserved (N/A)	BP2U-500 mL Plastic Unpreserved (N/A)	BP1U-1 liter Plastic Unpreserved (N/A)	BP4S-125 mL Plastic H2SO4 (pH < 2) (Cl-)	BP3N-250 mL plastic HNO3 (pH < 2)	BP4Z-125 mL Plastic ZN Acetate & NaOH (>9)	BP4B-125 mL Plastic NaOH (pH > 12) (Cl-)	WGFU-Wide-mouthed Glass Jar Unpreserved	AG1U-1 liter Amber Unpreserved (N/A) (Cl-)	AG1H-1 liter Amber HCl (pH < 2)	AG3U-250 mL Amber Unpreserved (N/A) (Cl-)	AG1S-1 liter Amber H2SO4 (pH < 2)	AG3S-250 mL Amber H2SO4 (pH < 2)	DG9A-250 mL Amber NH4Cl (N/A)(Cl-)	DG9H-40 mL VOA HCl (N/A)	VG9T-40 mL VOA Na2S2O3 (N/A)	VG9U-40 mL VOA Unpreserved (N/A)	DG9V-40 mL VOA H3PO4 (N/A)	DG9S-40 mL VOA H2SO4 (N/A)	V/GK (3 vials per kit)-VPH/Gas kit (N/A)	SP5T-125 mL Sterile Plastic (N/A - lab)	SP2T-250 mL Sterile Plastic (N/A - lab)	BPIN	BP3B-250 mL Plastic (NH4)2SO4 (9.3-9.7)	AG0U-100 mL Amber Unpreserved (N/A) (Cl-)	VSGU-20 mL Scintillation vials (N/A)	DG9U-40 mL Amber Unpreserved vials (N/A)
1		1	1			1																		1				
2		1	1			1																		1				
3		1	1			1																		1				
4		1	1			1																		1				
5		1	1			1																						
6		1	1			1																		1				
7																												
8																												
9																												
10																												
11																												
12																												

pH Adjustment Log for Preserved Samples

Sample ID	Type of Preservative	pH upon receipt	Date preservation adjusted	Time preservation adjusted	Amount of Preservative added	Lot #

Note: Whenever there is a discrepancy affecting North Carolina compliance samples, a copy of this form will be sent to the North Carolina DENR Certification Office (i.e. Out of hold, incorrect preservative, out of temp, incorrect containers

CHAIN-OF-CUSTODY / Analytical Request Document

The Chain-of-Custody is a LEGAL DOCUMENT. All relevant fields must be completed accurately.

Page: 1 of 2

Section A Required Client Information:		Section B Required Project Information:		Section C Invoice Information:	
Company:	GA Power	Report To:	SCS Contacts	Attention:	Southern Co.
Address:	Atlanta, GA	Copy To:	Arcadis Contacts	Company Name:	
				Address:	
Email To:	laucoker@southernco.com	Purchase Order #:		Pace Quote:	
Phone:	470.620.6176 Fax	Project Name:	Plant Yates AMA-R6	Pace Project Manager:	Nicole D'Oleo
Requested Due Date:		Project Number:		Pace Profile #:	10840

ITEM #	SAMPLE ID (One Character per box. (A-Z, 0-9 / , -) Sample Ids must be unique)	MATRIX CODE (Drinking Water DW, Water WT, Waste Water WW, Product P, Soil/Solid SL, Oil OL, Wipe WP, Air AR, Other OT, Tissue TS)	SAMPLE TYPE (G=GRAB C=COMP)	COLLECTED START DATE	COLLECTED START TIME	COLLECTED END DATE	COLLECTED END TIME	SAMPLE TEMP AT COLLECTION	# OF CONTAINERS	Preservatives: Unpreserved	H2SO4	HNO3	HCl	NaOH	Na2S2O3	Methanol	Other	App SW Metals	Cl, F, SO4	TDS (2540C)	RAD 9315/9320	Residual Chlorine (Y/N)	
																								3532
1	YGWC-23S	WG	G			–	–		5	3		3						X	X	X	X		pH:
2	YAMW-1	WG	G			–	–		5	3		3						X	X	X	X		pH:
3	AMA-DUP-1	WG	G			–	–		5	3		3						X	X	X	X		pH:
4	YGWC-36A	WG	G			–	–		5	3		3						X	X	X	X		pH:
5	YGWC-49	WG	G	8/3	1700	–	–		5	3		3						X	X	X	X		pH: 5.34
6	YGWC-38	WG	G			–	–		5	3		3						X	X	X	X		pH:
7	AMA-DUP-2	WG	G			–	–		5	3		3						X	X	X	X		pH:
8	YGWC-41	WG	G			–	–		5	3		3						X	X	X	X		pH:
9	YGWC-42	WG	G			–	–		5	3		3						X	X	X	X		pH:
10	YGWC-43	WG	G			–	–		5	3		3						X	X	X	X		pH:
11	YAMW-2	WG	G			–	–		5	3		3						X	X	X	X		pH:
12	YAMW-3	WG	G			–	–		5	3		3						X	X	X	X		pH:

ADDITIONAL COMMENTS	RELINQUISHED BY / AFFILIATION	DATE	TIME	ACCEPTED BY / AFFILIATION	DATE	TIME
Anions Suite 300.0 (Cl, F, Sulfate)	[signature] /Arcadis	9/1/22	0000	[signature] /AWS	9/1/22	0800
App III Metals: Boron 6020B, Ca 6010D	[signature] /AWS	9/1/22		Ryan Williams /Pace	9/1/22	0905
App IV: Metals 6020B: Antimony (Sb), Arsenic (As), Barium (Ba), Beryllium (Be), Cadmium (Cd), Chromium (Cr), Cobalt (Co), Lead (Pb), Lithium (Li), Molybdenum (Mo), Selenium (Se) 7040A: Mercury (Hg)	Ryan Williams /Pace	9/1/22	1058	[signature]	9/1/22	1052

SAMPLER NAME AND SIGNATURE

PRINT Name of SAMPLER: Jake Swanson

SIGNATURE of SAMPLER: [signature] DATE Signed: 9/1/22

TEMP in C | Received on Ice (Y/N) | Custody Sealed Cooler (Y/N) | Samples Intact (Y/N)

CHAIN-OF-CUSTODY / Analytical Request Document

The Chain-of-Custody is a LEGAL DOCUMENT. All relevant fields must be completed accurately.

Section A	Section B	Section C
Company: GA Power	Report To: SCS Contacts:	Attention: Southern Co.
Address: Atlanta, GA	Copy To: Arcadis Contacts	Company Name:
		Address:
Email To: lsuccher@southernco.com	Purchase Order #:	Pace Quote:
Phone: 470.620.6176 Fax	Project Name: Plant Yates AMA-FB	Pace Project Manager:
Requested Due Date:	Project Number:	Pace Profile #: 10840

ITEM #	SAMPLE ID (One Character per box. (A-Z, 0-9 / , -) Sample IDs must be unique)	MATRIX CODE (see valid codes to left)	SAMPLE TYPE (G=GRAB C=COMP)	COLLECTED START DATE	COLLECTED START TIME	COLLECTED END DATE	COLLECTED END TIME	SAMPLE TEMP AT COLLECTION	# OF CONTAINERS	Preservatives: Unpreserved	H2SO4	HNO3	HCl	NaOH	Na2S2O3	Methanol	Other	App III/IV Metals	Cl, F, SO4	TDS (SM2540C)	RAD 9315/9320	Residual Chlorine (Y/N)	
1	YAMW-4	WG	G			-	-		5	2		3						X	X	X	X			
2	YAMW-5	WG	G			-	-		5	2		3						X	X	X	X			
3	PZ-37	WG	G			-	-		5	2		3						X	X	X	X			
4	AMA-DUP-3	WG	G			-	-		5	2		3						X	X	X	X			
5	PZ-37D	WG	G			-	-		5	2		3						X	X	X	X			
6	PZ-51	WG	G			-	-		5	2		3						X	X	X	X			
7	PZ-52D	WG	G			-	-		5	2		3						X	X	X	X			
8	PZ-35	WG	G			-	-		5	2		3						X	X	X	X			
9	AMA-EB-1	WG	G	8/31	1300	-	-		5	2		3						X	X	X	X			
10	AMA-EB-2	WG	G			-	-		5	2		3						X	X	X	X			
11	AMA-FB-1	WG	G	8/31	1750	-	-		5	2		3						X	X	X	X			
12	AMA-FB-2	WG	G			-	-		5	2		3						X	X	X	X			

ADDITIONAL COMMENTS	RELINQUISHED BY / AFFILIATION	DATE	TIME	ACCEPTED BY / AFFILIATION	DATE	TIME	SAMPLE CONDITIONS
Arsenic Suite 300.0 (Cl, F, Sulfate)	[signature] /Arcadis	9/1/22	0800	[signature]	9/1/22	0830	
App III Metals: Boron 6020B, Ca 6010D	[signature] /Arcadis	9/1/22	0830	Ryan Williams /Pace	9/1/22	0830	
App IV: Metals 6020B: Antimony (Sb), Arsenic (As), Barium (Ba), Beryllium (Be), Cadmium (Cd), Chromium (Cr), Cobalt (Co), Lead (Pb), Lithium (Li), Molybdenum (Mo), Selenium (Se) 7040A: Mercury (Hg)	Ryan Williams /Pace	9/1/22	1065	[signature]	9/1/22	1065	

SAMPLER NAME AND SIGNATURE	
PRINT Name of SAMPLER:	Jake Swanson
SIGNATURE of SAMPLER:	DATE Signed: 9/1/22

TEMP in C	Received on Ice (Y/N)	Custody Sealed Cooler (Y/N)	Samples Intact (Y/N)

CHAIN-OF-CUSTODY / Analytical Request Document

The Chain-of-Custody is a LEGAL DOCUMENT. All relevant fields must be completed accurately.

Page: 1 of 1

Section A Required Client Information:

Company:	GA Power
Address:	Atlanta, GA
Email To:	lmupchurch@southernco.com
Phone:	470.620.6176 Fax
Requested Due Date:	

Section B Required Project Information:

Report To:	SCS Contacts
Copy To:	Arcadis Contacts
Purchase Order #:	
Project Name:	Plant Yates AMA-R6
Project Number:	

Section C Invoice Information:

Attention:	Southern Co.
Company Name:	
Address:	
Pace Quote:	
Pace Project Manager:	Nicole D'Oleo
Pace Profile #:	10840

SAMPLE ID: One Character per box. (A-Z, 0-9 / , -) Sample Ids must be unique

MATRIX	CODE
Drinking Water	DW
Water	WT
Waste Water	WW
Product	P
Soil/Solid	SL
Oil	OL
Wipe	WP
Air	AR
Other	OT
Tissue	TS

ITEM #	SAMPLE ID	MATRIX CODE	SAMPLE TYPE (G=GRAB C=COMP)	START DATE	START TIME	END DATE	END TIME	SAMPLE TEMP AT COLLECTION	# OF CONTAINERS	Unpreserved	H2SO4	HNO3	HCl	NaOH	Na2S2O3	Methanol	Other	App III/IV Metals	Cl, F, SO4	TDS (2540C)	RAD 9315/9320	Residual Chlorine (Y/N)	
1	YGWC-23S	WG	G			-	-		5	2		3						X	X	X	X		pH:
2	YAMW-1	WG	G	[illegible]	[illegible]		1750		5	2		3						X	X	X	X		pH: 5.64
3	AMA-DUP-1	WG	G	[illegible]	1750	-	-		5	2		3						X	X	X	X		pH: 5.64
4	YGWC-38A	WG	G			-	-		5	2		3						X	X	X	X		pH:
5	YGWC-49	WG	G			-	-		5	2		3						X	X	X	X		pH:
6	YGWC-36	WG	G			-	-		5	2		3						X	X	X	X		pH:
7	AMA-DUP-2	WG	G			-	-		5	2		3						X	X	X	X		pH:
8	YGWC-41	WG	G			-	-		5	2		3						X	X	X	X		pH:
9	YGWC-42	WG	G			-	-		5	2		3						X	X	X	X		pH:
10	YGWC-43	WG	G			-	-		5	2		3						X	X	X	X		pH:
11	YAMW-2	WG	G			-	-		5	2		3						X	X	X	X		pH:
12	YAMW-3	WG	G			-	-		5	2		3						X	X	X	X		pH:

ADDITIONAL COMMENTS

Anions Suite 300.0 (Cl, F, Sulfate)

App III Metals: Boron 6020B, Ca 6010D

App IV: Metals 6020B: Antimony (Sb), Arsenic (As), Barium (Ba), Beryllium (Be), Cadmium (Cd), Chromium (Cr), Cobalt (Co), Lead (Pb), Lithium (Li), Molybdenum (Mo), Selenium (Se)

7470A: Mercury (Hg)

RELINQUISHED BY / AFFILIATION	DATE	TIME	ACCEPTED BY / AFFILIATION	DATE	TIME
[signature] Arcadis	9/1/22	0830	[signature]	9/1/22	0830
[signature] Arcadis	9/1/22		Ryan Williams / Pace	9/1/22	0905
Ryan Williams / Pace	9/1/22	1055	[signature]	9/1/22	1055

SAMPLER NAME AND SIGNATURE

PRINT Name of SAMPLER: David Proctor

SIGNATURE of SAMPLER: [signature] DATE Signed: 8/31/22

TEMP in C | Received on Ice (Y/N) | Custody Sealed Cooler (Y/N) | Samples Intact (Y/N)

CHAIN-OF-CUSTODY / Analytical Request Document

The Chain-of-Custody is a LEGAL DOCUMENT. All relevant fields must be completed accurately.

Page: / Of

Section A — Required Client Information:

Company:	GA Power
Address:	Atlanta, GA
Email To:	lavcoker@southernco.com
Phone:	470.620.6178 Fax:
Requested Due Date:	

Section B — Required Project Information:

Report To:	SCS Contacts
Copy To:	Arcadis Contacts
Purchase Order #:	
Project Name:	Plant Yates AMA-R5
Project Number:	

Section C — Invoice Information:

Attention:	Southern Co.
Company Name:	
Address:	
Pace Quote:	
Pace Project Manager:	
Pace Profile #:	10840

ITEM #	SAMPLE ID (One Character per box. (A-Z, 0-9 / , -) Sample IDs must be unique)	MATRIX CODE (see valid codes to left)	SAMPLE TYPE (G=GRAB C=COMP)	COLLECTED START DATE	COLLECTED START TIME	COLLECTED END DATE	COLLECTED END TIME	SAMPLE TEMP AT COLLECTION	# OF CONTAINERS	Preservatives: Unpreserved	H2SO4	HNO3	HCl	NaOH	Na2S2O3	Methanol	Other	App SW7 Mpas	Cl, F, SO4	TDS (2540C)	6PO 8315/8330	Residual Chlorine (Y/N)	
1	YAMW-4	WG	G			-	-		5	2		3						X	X	X	X		
2	YAMW-5	WG	G			-	-		5	2		3						X	X	X	X		
3	PZ-37	WG	G			-	-		5	2		3						X	X	X	X		
4	AMA-DUP-3	WG	G			-	-		5	2		3						X	X	X	X		
5	PZ-37D	WG	G			-	-		5	2		3						X	X	X	X		
6	PZ-51	WG	G			-	-		5	2		3						X	X	X	X		
7	PZ-52D	WG	G			-	-		5	2		3						X	X	X	X		
8	PZ-35	WG	G	8/31	1134	-	-		5	2		3						X	X	X	X		pH: 6.25
9	AMA-BB-1	WG	G			-	-		5	2		3						X	X	X	X		
10	AMA-BB-2	WG	G			-	-		5	2		3						X	X	X	X		
11	AMA-FB-1	WG	G			-	-		5	2		3						X	X	X	X		
12	AMA-FB-2	WG	G			-	-		5	2		3						X	X	X	X		

Anions Suite 300.0 (Cl, F, Sulfate)	Jessica Ware / Arcadis	9/1/22	0900	Ryan Williams / Pace	9/1/22	0900
App III Metals: Boron 6020B, Ca 6010D	Ryan Williams / Pace	9/1/22	1053		9/1/22	1053
App IV: Metals 6020B: Antimony (Sb), Arsenic (As), Barium (Ba), Beryllium (Be), Cadmium (Cd), Chromium (Cr), Cobalt (Co), Lead (Pb), Lithium (Li), Molybdenum (Mo), Selenium (Se) 7040A: Mercury (Hg)						

PRINT Name of SAMPLER: Jessica Ware

SIGNATURE of SAMPLER: Jessica Ware

DATE Signed: 9/1/22

TEMP in C | Received on Ice (Y/N) | Custody Sealed Cooler (Y/N) | Samples Intact (Y/N)

CHAIN-OF-CUSTODY / Analytical Request Document

The Chain-of-Custody is a LEGAL DOCUMENT. All relevant fields must be completed accurately.

Page : 1 of 2

Section A Required Client Information:	Section B Required Project Information:	Section C Invoice Information:
Company: GA Power	Report To: SCS Contacts	Attention: Southern Co.
Address: Atlanta, GA	Copy To: Arcadis Contacts	Company Name:
		Address:
Email To: laucoker@southernco.com	Purchase Order #:	Pace Quote:
Phone: 470.620.6176 Fax	Project Name: Plant Yates AMA-R6	Pace Project Manager: Nicole D'Oleo
Requested Due Date:	Project Number:	Pace Profile #: 10840

Regulatory Agency: —

State / Location: Georgia

ITEM #	SAMPLE ID One Character per box. (A-Z, 0-9 / , -) Sample IDs must be unique MATRIX: CODE Drinking Water DW Water WT Waste Water WW Product P Soil/Solid SL Oil OL Wipe WP Air AR Other OT Tissue TS	MATRIX CODE (see valid codes to left)	SAMPLE TYPE (G=GRAB C=COMP)	COLLECTED START DATE	COLLECTED START TIME	COLLECTED END DATE	COLLECTED END TIME	SAMPLE TEMP AT COLLECTION	# OF CONTAINERS	Preservatives: Unpreserved	H2SO4	HNO3	HCl	NaOH	Na2S2O3	Methanol	Other	Y/N	Analyses Test: App III/IV Metals	Cl, F, SO4	TDS (2540C)	RAD 9315/9320	Residual Chlorine (Y/N)	
1	YGWC-23S	WG	G			–	–		5	2		3						X	X	X	X				3532
2	YAMW-1	WG	G			–	–		5	2		3						X	X	X	X				pH:
3	AMA-DUP-1	WG	G			–	–		5	2		3						X	X	X	X				pH:
4	YGWC-36A	WG	G			–	–		5	2		3						X	X	X	X				pH:
5	YGWC-49	WG	G	8/31	1700	–	–		5	2		3						X	X	X	X				pH: 5.34
6	YGWC-38	WG	G			–	–		5	2		3						X	X	X	X				pH:
7	AMA-DUP-2	WG	G			–	–		5	2		3						X	X	X	X				pH:
8	YGWC-41	WG	G			–	–		5	2		3						X	X	X	X				pH:
9	YGWC-42	WG	G			–	–		5	2		3						X	X	X	X				pH:
10	YGWC-43	WG	G			–	–		5	2		3						X	X	X	X				pH:
11	YAMW-2	WG	G			–	–		5	2		3						X	X	X	X				pH:
12	YAMW-3	WG	G			–	–		5	2		3						X	X	X	X				pH:

ADDITIONAL COMMENTS	RELINQUISHED BY / AFFILIATION	DATE	TIME	ACCEPTED BY / AFFILIATION	DATE	TIME	SAMPLE CONDITIONS
Anions Suite 300.0 (Cl, F, Sulfate)	/Arcadis	9/1/22	0000	/AWS	9/1/22	0800	
App III Metals: Boron 6020B, Ca 6010D	/Pace	9/1/22		Ryan Williams /Pace	9/1/22	0905	
App IV: Metals 6020B: Antimony (Sb), Arsenic (As), Barium (Ba), Beryllium (Be), Cadmium (Cd), Chromium (Cr), Cobalt (Co), Lead (Pb), Lithium (Li), Molybdenum (Mo), Selenium (Se) 7040A: Mercury (Hg)	Ryan Williams /Pace	9/1/22	1058				

SAMPLER NAME AND SIGNATURE			TEMP in C	Received on Ice (Y/N)	Custody Sealed Cooler (Y/N)	Samples Intact (Y/N)
PRINT Name of SAMPLER:	Jake Swanson					
SIGNATURE of SAMPLER:		DATE Signed: 9/1/22				

CHAIN-OF-CUSTODY / Analytical Request Document

The Chain-of-Custody is a LEGAL DOCUMENT. All relevant fields must be completed accurately.

Section A Required Client Information:		Section B Required Project Information:		Section C Invoice Information:	
Company:	GA Power	Report To:	SCS Contacts	Attention:	Southern Co.
Address:	Atlanta, GA	Copy To:	Arcadis Contacts	Company Name:	
				Address:	
Email To:	laucoker@southernco.com	Purchase Order #:		Pace Quote:	
Phone:	470.620.6176 Fax	Project Name:	Plant Yates AMA-R6	Pace Project Manager:	
Requested Due Date:		Project Number:		Pace Profile #:	10840

Regulatory Agency

State / Location: Georgia

Requested Analysis Filtered (Y/N)

ITEM #	SAMPLE ID (One Character per box. (A-Z, 0-9 / , -) Sample ids must be unique)	MATRIX CODE (see valid codes to left)	SAMPLE TYPE (G=GRAB C=COMP)	COLLECTED START DATE	COLLECTED START TIME	COLLECTED END DATE	COLLECTED END TIME	SAMPLE TEMP AT COLLECTION	# OF CONTAINERS	Preservatives: Unpreserved	H2SO4	HNO3	HCl	NaOH	Na2S2O3	Methanol	Other	Y/N	Analyses Test: App III/IV Metals	Cl, F, SO4	TDS (2540C)	RAD 9315/9320	Residual Chlorine (Y/N)	
1	YAMW-4	WG	G			-	-		5	2		3							x	x	x	x		pH:
2	YAMW-5	WG	G			-	-		5	2		3							x	x	x	x		pH:
3	PZ-37	WG	G			-	-		5	2		3							x	x	x	x		pH:
4	AMA-DUP-3	WG	G			-	-		5	2		3							x	x	x	x		pH:
5	PZ-37D	WG	G			-	-		5	2		3							x	x	x	x		pH:
6	PZ-51	WG	G			-	-		5	2		3							x	x	x	x		pH:
7	PZ-52D	WG	G			-	-		5	2		3							x	x	x	x		pH:
8	PZ-35	WG	G			-	-		5	2		3							x	x	x	x		pH:
9	AMA-EB-1	WG	G	8/31	1800	-	-		5	2		3							x	x	x	x		pH:
10	AMA-EB-2	WG	G			-	-		5	2		3							x	x	x	x		pH:
11	AMA-FB-1	WG	G	8/31	1750	-	-		5	2		3							x	x	x	x		pH:
12	AMA-FB-2	WG	G			-	-		5	2		3							x	x	x	x		pH:

ADDITIONAL COMMENTS	RELINQUISHED BY / AFFILIATION	DATE	TIME	ACCEPTED BY / AFFILIATION	DATE	TIME	SAMPLE CONDITIONS
Anions Suite 300.0 (Cl, F, Sulfate)	(Arcadis	9/1/22	0800				
App III Metals: Boron 6020B, Ca 6010D	Ryan Williams / Pace	9/1/22	0820	Ryan Williams / Pace	9/1/22	0820	
App IV Metals 6020B: Antimony (Sb), Arsenic (As), Barium (Ba), Beryllium (Be), Cadmium (Cd), Chromium (Cr), Cobalt (Co), Lead (Pb), Lithium (Li), Molybdenum (Mo), Selenium (Se) 7040A: Mercury (Hg)	Ryan Williams / Pace	9/1/22	1056				

SAMPLER NAME AND SIGNATURE					
PRINT Name of SAMPLER:	Jake Swanson		TEMP in C	Received on ice (Y/N)	Custody Sealed Cooler (Y/N)	Samples Intact (Y/N)
SIGNATURE of SAMPLER:		DATE Signed: 9/1/22				

CHAIN-OF-CUSTODY / Analytical Request Document

The Chain-of-Custody is a LEGAL DOCUMENT. All relevant fields must be completed accurately.

Page : | Of

Section A Required Client Information:		Section B Required Project Information:		Section C Invoice Information:		
Company:	GA Power	Report To:	SCS Contacts	Attention:	Southern Co.	Regulatory Agency
Address:	Atlanta, GA	Copy To:	Arcadis Contacts	Company Name:		
				Address:		
Email To:	laucoker@southernco.com	Purchase Order #:		Pace Quote:		
Phone:	470.620.6176 Fax:	Project Name:	Plant Yates AMA-R6	Pace Project Manager:	Nicole D'Oleo	State / Location: Georgia
Requested Due Date:		Project Number:		Pace Profile #:	10840	

ITEM #	SAMPLE ID (One Character per box. (A-Z, 0-9 / , -) Sample ids must be unique)	MATRIX CODE (see valid codes to left)	SAMPLE TYPE (G=GRAB C=COMP)	COLLECTED START DATE	COLLECTED START TIME	COLLECTED END DATE	COLLECTED END TIME	SAMPLE TEMP AT COLLECTION	# OF CONTAINERS	Preservatives: Unpreserved	H2SO4	HNO3	HCl	NaOH	Na2S2O3	Methanol	Other	Analyses Test Y/N	App III/IV Metals	Cl, F, SO4	TDS (2540C)	RAD 9315/9320	Residual Chlorine (Y/N)	
	MATRIX CODE: Drinking Water DW; Water WT; Waste Water WW; Product P; Soil/Solid SL; Oil OL; Wipe WP; Air AR; Other OT; Tissue TS																							
1	YGWC-23S	WG	G			–	–		5	2		3						X	X	X	X			pH:
2	YAMW-1	WG	G	8/31/22	755	←	1750		5	2		3						X	X	X	X			pH: 5.64
3	AMA-DUP-1	WG	G	8/29/22	1750	–	–		5	2		3						X	X	X	X			pH: 5.64
4	YGWC-36A	WG	G			–	–		5	2		3						X	X	X	X			pH:
5	YGWC-49	WG	G			–	–		5	2		3						X	X	X	X			pH:
6	YGWC-38	WG	G			–	–		5	2		3						X	X	X	X			pH:
7	AMA-DUP-2	WG	G			–	–		5	2		3						X	X	X	X			pH:
8	YGWC-41	WG	G			–	–		5	2		3						X	X	X	X			pH:
9	YGWC-42	WG	G			–	–		5	2		3						X	X	X	X			pH:
10	YGWC-43	WG	G			–	–		5	2		3						X	X	X	X			pH:
11	YAMW-2	WG	G			–	–		5	2		3						X	X	X	X			pH:
12	YAMW-3	WG	G			–	–		5	2		3						X	X	X	X			pH:

ADDITIONAL COMMENTS	RELINQUISHED BY / AFFILIATION	DATE	TIME	ACCEPTED BY / AFFILIATION	DATE	TIME	SAMPLE CONDITIONS
Anions Suite 300.0 (Cl, F, Sulfate)	(Arcadis	9/1/22	0830		9/1/22	0830	
App III Metals: Boron 6020B, Cs 6010D	Arcadis	9/1/22		Ryan Williams / Pace	9/1/22	0905	
App IV: Metals 6020B: Antimony (Sb), Arsenic (As), Barium (Ba), Beryllium (Be), Cadmium (Cd), Chromium (Cr), Cobalt (Co), Lead (Pb), Lithium (Li), Molybdenum (Mo), Selenium (Se) 7040A: Mercury (Hg)	Ryan Williams / Pace	9/1/22	1055				

SAMPLER NAME AND SIGNATURE			TEMP in C	Received on Ice (Y/N)	Custody Sealed Cooler (Y/N)	Samples Intact (Y/N)
PRINT Name of SAMPLER:	David Routt					
SIGNATURE of SAMPLER:		DATE Signed: 8/31/22				

CHAIN-OF-CUSTODY / Analytical Request Document

The Chain-of-Custody is a LEGAL DOCUMENT. All relevant fields must be completed accurately.

Page : 1 Of 1

Section A Required Client Information:		Section B Required Project Information:		Section C Invoice Information:	
Company:	GA Power	Report To:	SCS Contacts	Attention:	Southern Co.
Address:	Atlanta, GA	Copy To:	Arcadis Contacts	Company Name:	
				Address:	
Email To:	laucoker@southernco.com	Purchase Order #:		Pace Quote:	
Phone:	470.620.6176 Fax	Project Name:	Plant Yates AMA-RS	Pace Project Manager:	
Requested Due Date:		Project Number:		Pace Profile #:	10840

Regulatory Agency: —

State / Location: Georgia

ITEM #	SAMPLE ID (One Character per box. (A-Z, 0-9 / , -) Sample Ids must be unique)	MATRIX CODE (see valid codes to left)	SAMPLE TYPE (G=GRAB C=COMP)	COLLECTED START DATE	COLLECTED START TIME	COLLECTED END DATE	COLLECTED END TIME	SAMPLE TEMP AT COLLECTION	# OF CONTAINERS	Preservatives: Unpreserved	H2SO4	HNO3	HCl	NaOH	Na2S2O3	Methanol	Other	Analyses Test Y/N	App III/IV Metals	Cl, F, SO4	TDS (2540C)	RAD 9315/9320	Residual Chlorine (Y/N)	
1	YAMW-4	WG	G			–	–		5	2		3							X	X	X	X		pH:
2	YAMW-5	WG	G			–	–		5	2		3							X	X	X	X		pH:
3	PZ-37	WG	G			–	–		5	2		3							X	X	X	X		pH:
4	AMA-DUP-3	WG	G			–	–		5	2		3							X	X	X	X		pH:
5	PZ-37D	WG	G			–	–		5	2		3							X	X	X	X		pH:
6	PZ-51	WG	G			–	–		5	2		3							X	X	X	X		pH:
7	PZ-52D	WG	G			–	–		5	2		3							X	X	X	X		pH:
8	PZ-35	WG	G	8/31	1732	–	–		5	2		3							X	X	X	X		pH: 5.28
9	AMA-EB-1	WG	G			–	–		5	2		3							X	X	X	X		pH:
10	AMA-EB-2	WG	G			–	–		5	2		3							X	X	X	X		pH:
11	AMA-FB-1	WG	G			–	–		5	2		3							X	X	X	X		pH:
12	AMA-FB-2	WG	G			–	–		5	2		3							X	X	X	X		pH:

ADDITIONAL COMMENTS	RELINQUISHED BY / AFFILIATION	DATE	TIME	ACCEPTED BY / AFFILIATION	DATE	TIME	SAMPLE CONDITIONS
Anions Suite 300.0 (Cl, F, Sulfate)	Jessica Ware /Arcadis	9/1/22	0900	Ryan Williams /Pace	9/1/22	0900	
App III Metals: Boron 6020B, Ca 6010D	Ryan Williams /Pace	9/1/22	1053				
App IV: Metals 6020B: Antimony (Sb), Arsenic (As), Barium (Ba), Beryllium (Be), Cadmium (Cd), Chromium (Cr), Cobalt (Co), Lead (Pb), Lithium (Li), Molybdenum (Mo), Selenium (Se) 7040A: Mercury (Hg)							

SAMPLER NAME AND SIGNATURE

PRINT Name of SAMPLER: Jessica Ware

SIGNATURE of SAMPLER: Jessica Ware

DATE Signed: 9/1/22

TEMP in C	Received on Ice (Y/N)	Custody Sealed Cooler (Y/N)	Samples Intact (Y/N)

CHAIN-OF-CUSTODY / Analytical Request Document

The Chain-of-Custody is a LEGAL DOCUMENT. All relevant fields must be completed accurately.

Page : 1 Of 2

Section A Required Client Information:		Section B Required Project Information:		Section C Invoice Information:	
Company:	GA Power	Report To:	SCS Contacts	Attention:	Southern Co.
Address:	Atlanta, GA	Copy To:	Arcadis Contacts	Company Name:	
				Address:	
Email To:	laycoker@southernco.com	Purchase Order #:		Pace Quote:	
Phone:	470.620.6176 Fax	Project Name:	Plant Yates AMA-R6	Pace Project Manager:	Nicole D'Oleo
Requested Due Date:		Project Number:		Pace Profile #:	10840

Regulatory Agency
State / Location
Georgia

ITEM #	SAMPLE ID (One Character per box. (A-Z, 0-9 / , -) Sample Ids must be unique)	MATRIX CODE (see valid codes to left)	SAMPLE TYPE (G=GRAB C=COMP)	COLLECTED START DATE	COLLECTED START TIME	COLLECTED END DATE	COLLECTED END TIME	SAMPLE TEMP AT COLLECTION	# OF CONTAINERS	Preservatives: Unpreserved	H2SO4	HNO3	HCl	NaOH	Na2S2O3	Methanol	Other	Analyses Test Y/N	App III/IV Metals	Cl, F, SO4	TDS (2540C)	RAD 9315/9320	Residual Chlorine (Y/N)
MATRIX CODE: Drinking Water DW; Water WT; Waste Water WW; Product P; Soil/Solid SL; Oil OL; Wipe WP; Air AR; Other OT; Tissue TS																							
1	YGWC-23S	WG	G	9/1/22	1500	--	--		5	2		3						X	X	X	X		pH:
2	YAMW-1	WG	G			--	--		5	2		3						X	X	X	X		pH:
3	AMA-DUP-1	WG	G			--	--		5	2		3						X	X	X	X		pH:
4	YGWC-38A	WG	G			--	--		5	2		3						X	X	X	X		pH:
5	YGWC-49	WG	G			--	--		5	2		3						X	X	X	X		pH:
6	YGWC-38	WG	G	9/1/22	1500	--	--		5	2		3						X	X	X	X		pH: 4.91
7	AMA-DUP-2	WG	G	9/1/22	--	--	--		5	2		3						X	X	X	X		pH:
8	YGWC-41	WG	G	9/1/22	1240	--	--		5	2		3						X	X	X	X		pH: 4.73
9	YGWC-42	WG	G			--	--		5	2		3						X	X	X	X		pH:
10	YGWC-43	WG	G			--	--		5	2		3						X	X	X	X		pH:
11	YAMW-2	WG	G			--	--		5	2		3						X	X	X	X		pH:
12	YAMW-3	WG	G			--	--		5	2		3						X	X	X	X		pH:

ADDITIONAL COMMENTS	RELINQUISHED BY / AFFILIATION	DATE	TIME	ACCEPTED BY / AFFILIATION	DATE	TIME	SAMPLE CONDITIONS
Anions Suite 300.0 (Cl, F, Sulfate)	/Arcadis	9/1/22	1900		9/1/22	1900	
App III Metals: Boron 6020B, Ca 6010D		9/2/22	0915		9/2/22	09:15	
App IV: Metals 6020B: Antimony (Sb), Arsenic (As), Barium (Ba), Beryllium (Be), Cadmium (Cd), Chromium (Cr), Cobalt (Co), Lead (Pb), Lithium (Li), Molybdenum (Mo), Selenium (Se) 7040A: Mercury (Hg)							

SAMPLER NAME AND SIGNATURE			TEMP in C	Received on Ice (Y/N)	Custody Sealed Cooler (Y/N)	Samples Intact (Y/N)
PRINT Name of SAMPLER:	Mark Crest					
SIGNATURE of SAMPLER:		DATE Signed: 9/1/22				

CHAIN-OF-CUSTODY / Analytical Request Document

The Chain-of-Custody is a LEGAL DOCUMENT. All relevant fields must be completed accurately.

Page : Of

Section A Required Client Information:		Section B Required Project Information:		Section C Invoice Information:	
Company:	GA Power	Report To:	SCS Contacts	Attention:	Southern Co.
Address:	Atlanta, GA	Copy To:	Arcadis Contacts	Company Name:	
				Address:	
Email To:	laucoker@southernco.com	Purchase Order #:		Pace Quote:	
Phone:	470.620.6176 Fax	Project Name:	Plant Yates AMA-R6	Pace Project Manager:	Nicole D'Oleo
Requested Due Date:		Project Number:		Pace Profile #:	10840

Regulatory Agency
State / Location
Georgia

ITEM #	SAMPLE ID (One Character per box. (A-Z, 0-9 / , -) Sample Ids must be unique)	MATRIX CODE (Take valid codes to left)	SAMPLE TYPE (G=GRAB C=COMP)	COLLECTED START DATE	COLLECTED START TIME	COLLECTED END DATE	COLLECTED END TIME	SAMPLE TEMP AT COLLECTION	# OF CONTAINERS	Preservatives: Unpreserved	H2SO4	HNO3	HCl	NaOH	Na2S2O3	Methanol	Other	Analysis Test Y/N	App III/IV Metals	Cl, F, SO4	TDS (2540C)	RAD 9315/9320	Residual Chlorine (Y/N)	
1	YGWC-23S	WG	G			–	–		5	2		3						X	X	X	X			pH:
2	YAMW-1	WG	G			–	–		5	2		3						X	X	X	X			pH:
3	AMA-DUP-1	WG	G			–	–		5	2		3						X	X	X	X			pH:
4	YGWC-36A	WG	G	9/1		–	–		5	2		3						X	X	X	X			pH: 5.18
5	YGWC-49	WG	G			–	–		5	2		3						X	X	X	X			pH:
6	YGWC-38	WG	G			–	–		5	2		3						X	X	X	X			pH:
7	AMA-DUP-2	WG	G			–	–		5	2		3						X	X	X	X			pH:
8	YGWC-41	WG	G			–	–		5	2		3						X	X	X	X			pH:
9	YGWC-42	WG	G	9/1		–	–		5	2		3						X	X	X	X			pH: 5.49
10	YGWC-43	WG	G			–	–		5	2		3						X	X	X	X			pH:
11	YAMW-2	WG	G			–	–		5	2		3						X	X	X	X			pH:
12	YAMW-3	WG	G	9/1		–	–		5	2		3						X	X	X	X			pH: 5.43

ADDITIONAL COMMENTS	RELINQUISHED BY / AFFILIATION	DATE	TIME	ACCEPTED BY / AFFILIATION	DATE	TIME	SAMPLE CONDITIONS
Anions Suite 300.0 (Cl, F, Sulfate)	/Arcadis	9/2/22	0945		09/2	09:15	
App III Metals: Boron 6020B, Ca 6010D							
App IV: Metals 6020B: Antimony (Sb), Arsenic (As), Barium (Ba), Beryllium (Be), Cadmium (Cd), Chromium (Cr), Cobalt (Co), Lead (Pb), Lithium (Li), Molybdenum (Mo), Selenium (Se) 7040A: Mercury (Hg)							

SAMPLER NAME AND SIGNATURE			
PRINT Name of SAMPLER:	Jake Swanson		
SIGNATURE of SAMPLER:		DATE Signed:	9/1/22

TEMP in C	Received on Ice (Y/N)	Custody Sealed Cooler (Y/N)	Samples Intact (Y/N)

CHAIN-OF-CUSTODY / Analytical Request Document

The Chain-of-Custody is a LEGAL DOCUMENT. All relevant fields must be completed accurately.

Page : Of

Section A Required Client Information:		Section B Required Project Information:		Section C Invoice Information:	
Company:	GA Power	Report To:	SCS Contacts	Attention:	Southern Co.
Address:	Atlanta, GA	Copy To:	Arcadis Contacts	Company Name:	
				Address:	
Email To:	jaucoken@southernco.com	Purchase Order #:		Pace Quote:	
Phone:	470.620.6176 Fax	Project Name:	Plant Yates AMA-R6	Pace Project Manager:	
Requested Due Date:		Project Number		Pace Profile #:	10840

Regulatory Agency	
State / Location	Georgia

ITEM #	SAMPLE ID (One Character per box. (A-Z, 0-9 / , -) Sample Ids must be unique)	MATRIX CODE (see valid codes to left)	SAMPLE TYPE (G=GRAB C=COMP)	COLLECTED START DATE	COLLECTED START TIME	COLLECTED END DATE	COLLECTED END TIME	SAMPLE TEMP AT COLLECTION	# OF CONTAINERS	Preservatives: Unpreserved	H2SO4	HNO3	HCl	NaOH	Na2S2O3	Methanol	Other	Analyses Test Y/N	App III/IV Metals	Cl, F, SO4	TDS (2540C)	RAD 9315/9320	Residual Chlorine (Y/N)	
	MATRIX CODE: Drinking Water DW; Water WT; Waste Water WW; Product P; Soil/Solid SL; Oil OL; Wipe WP; Air AR; Other OT; Tissue TS																								
1	YAMW-4	WG	G			–	–		5	2		3							X	X	X	X			pH:
2	YAMW-5	WG	G			–	–		5	2		3							X	X	X	X			pH:
3	PZ-37	WG	G	9/1	1300	–	–		5	2		3							X	X	X	X			pH: 4.98
4	AMA-DUP-3	WG	G	9/1	—	–	–		5	2		3							X	X	X	X			pH: —
5	PZ-37D	WG	G	9/1	1122	–	–		5	2		3							X	X	X	X			pH: 8.00
6	PZ-51	WG	G			–	–		5	2		3							X	X	X	X			pH:
7	PZ-52D	WG	G	9/1	1447	–	–		5	2		3							X	X	X	X			pH: 6.20
8	PZ-35	WG	G			–	–		5	2		3							X	X	X	X			pH:
9	AMA-EB-1	WG	G			–	–		5	2		3							X	X	X	X			pH:
10	AMA-EB-2	WG	G			–	–		5	2		3							X	X	X	X			pH:
11	AMA-FB-1	WG	G			–	–		5	2		3							X	X	X	X			pH:
12	AMA-FB-2	WG	G			–	–		5	2		3							X	X	X	X			pH:

ADDITIONAL COMMENTS	RELINQUISHED BY / AFFILIATION	DATE	TIME	ACCEPTED BY / AFFILIATION	DATE	TIME	SAMPLE CONDITIONS
Anions Suite 300.0 (Cl, F, Sulfate)	Veronica Dow/Arcadis	9/1/22	1400		9/1/22	1400	
App III Metals: Boron 6020B, Ca 6010D		9/2/22	0915		09/2/2	04.15	
App IV: Metals 6020B: Antimony (Sb), Arsenic (As), Barium (Ba), Beryllium (Be), Cadmium (Cd), Chromium (Cr), Cobalt (Co), Lead (Pb), Lithium (Li), Molybdenum (Mo), Selenium (Se) 7040A: Mercury (Hg)							

SAMPLER NAME AND SIGNATURE					
PRINT Name of SAMPLER:	Jessica Ware				
SIGNATURE of SAMPLER:		DATE Signed:	9/1/22		

TEMP in C	Received on Ice (Y/N)	Custody Sealed Cooler (Y/N)	Samples Intact (Y/N)

CHAIN-OF-CUSTODY / Analytical Request Document

The Chain-of-Custody is a LEGAL DOCUMENT. All relevant fields must be completed accurately.

Page : Of

Section A – Required Client Information:		Section B – Required Project Information:		Section C – Invoice Information:	
Company:	GA Power	Report To:	SCS Contacts	Attention:	Southern Co.
Address:	Atlanta, GA	Copy To:	Arcadis Contacts	Company Name:	
				Address:	
Email To:	laycoker@southernco.com	Purchase Order #:		Pace Quote:	
Phone:	470.620.6176 Fax	Project Name:	Plant Yates AMA-R5	Pace Project Manager:	Nicole D'Olao
Requested Due Date:		Project Number:		Pace Profile #:	10840

Regulatory Agency: —

State / Location: Georgia

ITEM #	SAMPLE ID (One Character per box. (A-Z, 0-9 / , -) Sample Ids must be unique)	MATRIX CODE (see valid codes to left)	SAMPLE TYPE (G=GRAB C=COMP)	COLLECTED START DATE	COLLECTED START TIME	COLLECTED END DATE	COLLECTED END TIME	SAMPLE TEMP AT COLLECTION	# OF CONTAINERS	Preservatives: Unpreserved	H2SO4	HNO3	HCl	NaOH	Na2S2O3	Methanol	Other	Analyses Test Y/N	App III/IV Metals	Cl, F, SO4	TDS (2540C)	RAD 9315/9320	Residual Chlorine (Y/N)
1	YGWC-23S	WG	G	9/1	1717	--	--		5	2		3						X	X	X	X		pH: 5.27
2	YAMW-1	WG	G			--	--		5	2		3						X	X	X	X		pH:
3	AMA-DUP-1	WG	G			--	--		5	2		3						X	X	X	X		pH:
4	YGWC-36A	WG	G			--	--		5	2		3						X	X	X	X		pH:
5	YGWC-49	WG	G			--	--		5	2		3						X	X	X	X		pH:
6	YGWC-38	WG	G			--	--		5	2		3						X	X	X	X		pH:
7	AMA-DUP-2	WG	G			--	--		5	2		3						X	X	X	X		pH:
8	YGWC-41	WG	G			--	--		5	2		3						X	X	X	X		pH:
9	YGWC-42	WG	G			--	--		5	2		3						X	X	X	X		pH:
10	YGWC-43	WG	G			--	--		5	2		3						X	X	X	X		pH:
11	YAMW-2	WG	G	9/1	0908	--	--		5	2		3						X	X	X	X		pH: 4.98
12	YAMW-3	WG	G			--	--		5	2		3						X	X	X	X		pH:

ADDITIONAL COMMENTS	RELINQUISHED BY / AFFILIATION	DATE	TIME	ACCEPTED BY / AFFILIATION	DATE	TIME	SAMPLE CONDITIONS
Anions Suite 300.0 (Cl, F, Sulfate)	Jessica Ware /Arcadis	9/1/22	1900		9/1	1400	
App III Metals: Boron 6020B, Ca 6010D	[illegible] Arcadis	9/2/22	0915		09/2	0915	
App IV: Metals 6020B, Antimony (Sb), Arsenic (As), Barium (Ba), Beryllium (Be), Cadmium (Cd), Chromium (Cr), Cobalt (Co), Lead (Pb), Lithium (Li), Molybdenum (Mo), Selenium (Se) 7040A: Mercury (Hg)							

SAMPLER NAME AND SIGNATURE

PRINT Name of SAMPLER: Jessica Ware

SIGNATURE of SAMPLER: [signature] DATE Signed: 9/1/22

TEMP in C	Received on Ice (Y/N)	Custody Sealed Cooler (Y/N)	Samples Intact (Y/N)

CHAIN-OF-CUSTODY / Analytical Request Document

The Chain-of-Custody is a LEGAL DOCUMENT. All relevant fields must be completed accurately.

Page : Of

Section A – Required Client Information:		Section B – Required Project Information:		Section C – Invoice Information:	
Company:	GA Power	Report To:	SCS Contacts	Attention:	Southern Co.
Address:	Atlanta, GA	Copy To:	Arcadis Contacts	Company Name:	
				Address:	
Email To:	laucoker@southernco.com	Purchase Order #:		Pace Quote:	
Phone:	470.620.6176 Fax	Project Name:	Plant Yates AMA-R6	Pace Project Manager:	Nicole D'Oleo
Requested Due Date:		Project Number:		Pace Profile #:	10840

Regulatory Agency: —

State / Location: Georgia

ITEM #	SAMPLE ID (One Character per box. (A-Z, 0-9 / , -) Sample Ids must be unique)	MATRIX CODE (see valid codes to left)	SAMPLE TYPE (G=GRAB C=COMP)	COLLECTED START DATE	COLLECTED START TIME	COLLECTED END DATE	COLLECTED END TIME	SAMPLE TEMP AT COLLECTION	# OF CONTAINERS	Preservatives: Unpreserved	H2SO4	HNO3	HCl	NaOH	Na2S2O3	Methanol	Other	Analyses Test Y/N	App III/IV Metals	Cl, F, SO4	TDS (2540C)	RAD 9315/9320	Residual Chlorine (Y/N)
1	YGWC-23S	WG	G			--	--		5	2		3						X	X	X	X	X	pH:
2	YAMW-1	WG	G			--	--		5	2		3						X	X	X	X	X	pH:
3	AMA-DUP-1	WG	G			--	--		5	2		3						X	X	X	X	X	pH:
4	YGWC-36A	WG	G			--	--		5	2		3						X	X	X	X	X	pH:
5	YGWC-49	WG	G			--	--		5	2		3						X	X	X	X	X	pH:
6	YGWC-38	WG	G			--	--		5	2		3						X	X	X	X	X	pH:
7	AMA-DUP-2	WG	G			--	--		5	2		3						X	X	X	X	X	pH:
8	YGWC-41	WG	G			--	--		5	2		3						X	X	X	X	X	pH:
9	YGWC-42	WG	G			--	--		5	2		3						X	X	X	X	X	pH:
10	YGWC-43	WG	G	9/1/22	1220	--	--		5	2		3						X	X	X	X	X	pH: 5.692
11	YAMW-2	WG	G			--	--		5	2		3						X	X	X	X	X	pH:
12	YAMW-3	WG	G			--	--		5	2		3						X	X	X	X	X	pH:

ADDITIONAL COMMENTS	RELINQUISHED BY / AFFILIATION	DATE	TIME	ACCEPTED BY / AFFILIATION	DATE	TIME	SAMPLE CONDITIONS
Anions Suite 300.0 (Cl, F, Sulfate)	/Arcadis	9/1/22	1400		9/1/22	1400	
App III Metals: Boron 6020B, Ca 6010D	/Arcadis	9/2/22	0815		09/2/22	09:15	
App IV: Metals 6020B: Antimony (Sb), Arsenic (As), Barium (Ba), Beryllium (Be), Cadmium (Cd), Chromium (Cr), Cobalt (Co), Lead (Pb), Lithium (Li), Molybdenum (Mo), Selenium (Se) 7040A: Mercury (Hg)							

SAMPLER NAME AND SIGNATURE

PRINT Name of SAMPLER: David Prouty

SIGNATURE of SAMPLER: David Prouty DATE Signed: 9/1/22

TEMP in C | Received on Ice (Y/N) | Custody Sealed Cooler (Y/N) | Samples Intact (Y/N)

CHAIN-OF-CUSTODY / Analytical Request Document

The Chain-of-Custody is a LEGAL DOCUMENT. All relevant fields must be completed accurately.

Page : Of

Section A Required Client Information:		Section B Required Project Information:		Section C Invoice Information:	
Company:	GA Power	Report To:	SCS Contacts	Attention:	Southern Co.
Address:	Atlanta, GA	Copy To:	Arcadis Contacts	Company Name:	
				Address:	
Email To:	laucoker@southernco.com	Purchase Order #:		Pace Quote:	
Phone:	470.620.6176 Fax	Project Name:	Plant Yates AMA-R6	Pace Project Manager:	
Requested Due Date:		Project Number:		Pace Profile #:	10840

Regulatory Agency	
State / Location	Georgia

ITEM #	SAMPLE ID One Character per box. (A-Z, 0-9 / , -) Sample Ids must be unique	MATRIX CODE (see valid codes to left)	SAMPLE TYPE (G=GRAB C=COMP)	COLLECTED START DATE	COLLECTED START TIME	COLLECTED END DATE	COLLECTED END TIME	SAMPLE TEMP AT COLLECTION	# OF CONTAINERS	Preservatives: Unpreserved	H2SO4	HNO3	HCl	NaOH	Na2S2O3	Methanol	Other	Requested Analysis Filtered (Y/N)	Analysis Test	App III/IV Metals	Cl, F, SO4	TDS (2540C)	RAD 9315/9320	Residual Chlorine (Y/N)	
	MATRIX CODE: Drinking Water DW; Water WT; Waste Water WW; Product P; Soil/Solid SL; Oil OL; Wipe WP; Air AR; Other OT; Tissue TS																	Y/N							
1	YAMW-4	WG	G			–	–		5	2		3								X	X	X	X		pH:
2	YAMW-5	WG	G			–	–		5	2		3								X	X	X	X		pH:
3	PZ-37	WG	G			–	–		5	2		3								X	X	X	X		pH:
4	AMA-DUP-3	WG	G			–	–		5	2		3								X	X	X	X		pH:
5	PZ-37D	WG	G			–	–		5	2		3								X	X	X	X		pH:
6	PZ-51	WG	G	9/1/22	1045	–	–		5	2		3								X	X	X	X		pH: 4.74 ID
7	PZ-52D	WG	G			–	–		5	2		3								X	X	X	X		pH:
8	PZ-35	WG	G			–	–		5	2		3								X	X	X	X		pH:
9	AMA-EB-1	WG	G			–	–		5	2		3								X	X	X	X		pH:
10	AMA-EB-2	WG	G			–	–		5	2		3								X	X	X	X		pH:
11	AMA-FB-1	WG	G			–	–		5	2		3								X	X	X	X		pH:
12	AMA-FB-2	WG	G			–	–		5	2		3								X	X	X	X		pH:

ADDITIONAL COMMENTS	RELINQUISHED BY / AFFILIATION	DATE	TIME	ACCEPTED BY / AFFILIATION	DATE	TIME	SAMPLE CONDITIONS
Anions Suite 300.0 (Cl, F, Sulfate)	/Arcadis	9/1/22	1400		9/1/22	1400	
App III Metals: Boron 6020B, Ca 6010D	/Arcadis	9/2/22	0915		09/2/22	09:15	
App IV: Metals 6020B: Antimony (Sb), Arsenic (As), Barium (Ba), Beryllium (Be), Cadmium (Cd), Chromium (Cr), Cobalt (Co), Lead (Pb), Lithium (Li), Molybdenum (Mo), Selenium (Se) 7040A: Mercury (Hg)							

SAMPLER NAME AND SIGNATURE					
PRINT Name of SAMPLER:	David Beauty		TEMP in C	Received on Ice (Y/N)	Custody Sealed Cooler (Y/N)	Samples Intact (Y/N)
SIGNATURE of SAMPLER:		DATE Signed: 9/1/22				

CHAIN-OF-CUSTODY / Analytical Request Document

The Chain-of-Custody is a LEGAL DOCUMENT. All relevant fields must be completed accurately.

Page : 2 Of 2

Section A Required Client Information:		Section B Required Project Information:		Section C Invoice Information:	
Company	GA Power	Report To:	SCS Contacts	Attention:	Southern Co.
Address	Atlanta, GA	Copy To:	Arcadis Contacts	Company Name:	
				Address:	
Email To:	laucoker@southernco.com	Purchase Order #:		Pace Quote:	
Phone:	470.620.6176 Fax	Project Name:	Plant Yates AMA-R6	Pace Project Manager:	
Requested Due Date:		Project Number:		Pace Profile #:	10840

Regulatory Agency: —

State / Location: Georgia

ITEM #	SAMPLE ID (One Character per box. (A-Z, 0-9 / , -) Sample IDs must be unique)	MATRIX CODE (see valid codes to left)	SAMPLE TYPE (G=GRAB C=COMP)	COLLECTED START DATE	COLLECTED START TIME	COLLECTED END DATE	COLLECTED END TIME	SAMPLE TEMP AT COLLECTION	# OF CONTAINERS	Preservatives: Unpreserved	H2SO4	HNO3	HCl	NaOH	Na2S2O3	Methanol	Other	Analyses Test Y/N	App III/IV Metals	Cl, F, SO4	TDS (2540C)	RAD 9315/9320	Residual Chlorine (Y/N)	
1	YAMW-4	WG	G	9/1/22	1125	–	–		5	2		3						X	X	X	X			pH: 5.87
2	YAMW-5	WG	G	9/1/22	1345	–	–		5	2		3						X	X	X	X			pH: 5.32
3	PZ-37	WG	G			–	–		5	2		3						X	X	X	X			pH:
4	AMA-DUP-3	WG	G			–	–		5	2		3						X	X	X	X			pH:
5	PZ-37D	WG	G			–	–		5	2		3						X	X	X	X			pH:
6	PZ-51	WG	G			–	–		5	2		3						X	X	X	X			pH:
7	PZ-52D	WG	G			–	–		5	2		3						X	X	X	X			pH:
8	PZ-35	WG	G			–	–		5	2		3						X	X	X	X			pH:
9	AMA-EB-1	WG	G			–	–		5	2		3						X	X	X	X			pH:
10	AMA-EB-2	WG	G			–	–		5	2		3						X	X	X	X			pH:
11	AMA-FB-1	WG	G			–	–		5	2		3						X	X	X	X			pH:
12	AMA-FB-2	WG	G			–	–		5	2		3						X	X	X	X			pH:

MATRIX CODE: Drinking Water DW; Water WT; Waste Water WW; Product P; Soil/Solid SL; Oil OL; Wipe WP; Air AR; Other OT; Tissue TS

ADDITIONAL COMMENTS	RELINQUISHED BY / AFFILIATION	DATE	TIME	ACCEPTED BY / AFFILIATION	DATE	TIME	SAMPLE CONDITIONS
Anions Suite 300.0 (Cl, F, Sulfate)	/Arcadis	9/2/22	0915		9/2/22	0915	
App III Metals: Boron 6020B, Ca 6010D							
App IV: Metals 6020B: Antimony (Sb), Arsenic (As), Barium (Ba), Beryllium (Be), Cadmium (Cd), Chromium (Cr), Cobalt (Co), Lead (Pb), Lithium (Li), Molybdenum (Mo), Selenium (Se) 7040A: Mercury (Hg)							

SAMPLER NAME AND SIGNATURE			TEMP in C	Received on Ice (Y/N)	Custody Sealed Cooler (Y/N)	Samples Intact (Y/N)
PRINT Name of SAMPLER:	Jaize Swanson					
SIGNATURE of SAMPLER:		DATE Signed: 9/1/22				

CHAIN-OF-CUSTODY / Analytical Request Document

The Chain-of-Custody is a LEGAL DOCUMENT. All relevant fields must be completed accurately.

Section A Required Client Information:		Section B Required Project Information:		Section C Invoice Information:	
Company:	GA Power	Report To:	SCS Contacts	Attention:	Southern Co.
Address:	Atlanta, GA	Copy To:	Arcadis Contacts	Company Name:	
				Address:	
Email To:	laucoker@southernco.com	Purchase Order #:		Pace Quote:	
Phone:	470.620.6176 Fax	Project Name:	Plant Yates AMA-R5	Pace Project Manager:	
Requested Due Date:		Project Number:		Pace Profile #:	10840

Regulatory Agency
State / Location
Georgia

ITEM #	SAMPLE ID One Character per box. (A-Z, 0-9 / , -) Sample IDs must be unique MATRIX CODE: Drinking Water DW, Water WT, Waste Water WW, Product P, Soil/Solid SL, Oil OL, Wipe WP, Air AR, Other OT, Tissue TS	MATRIX CODE (see valid codes to left)	SAMPLE TYPE (G=GRAB C=COMP)	COLLECTED START DATE	COLLECTED START TIME	COLLECTED END DATE	COLLECTED END TIME	SAMPLE TEMP AT COLLECTION	# OF CONTAINERS	Preservatives: Unpreserved	H2SO4	HNO3	HCl	NaOH	Na2S2O3	Methanol	Other	Requested Analysis Filtered (Y/N): Y/N	Analyses Test	App III/IV Metals	Cl, F, SO4	TDS (2540C)	RAD 9315/9320	Residual Chlorine (Y/N)	
1	YAMW-4	WG	G			--	--		5	2		3							X	X	X	X				pH:
2	YAMW-5	WG	G			--	--		5	2		3							X	X	X	X				pH:
3	PZ-37	WG	G			--	--		5	2		3							X	X	X	X				pH:
4	AMA-DUP-3	WG	G			--	--		5	2		3							X	X	X	X				pH:
5	PZ-37D	WG	G			--	--		5	2		3							X	X	X	X				pH:
6	PZ-51	WG	G			--	--		5	2		3							X	X	X	X				pH:
7	PZ-52D	WG	G			--	--		5	2		3							X	X	X	X				pH:
8	PZ-35	WG	G			--	--		5	2		3							X	X	X	X				pH:
9	AMA-EB-1	WG	G			--	--		5	2		3							X	X	X	X				pH: 7.3
10	AMA-EB-2	WG	G	9/1	1730	--	--		5	2		3							X	X	X	X				pH:
11	AMA-FB-1	WG	G			--	--		5	2		3							X	X	X	X				pH:
12	AMA-FB-2	WG	G	9/1	1740	--	--		5	2		3							X	X	X	X				pH:

ADDITIONAL COMMENTS	RELINQUISHED BY / AFFILIATION	DATE	TIME	ACCEPTED BY / AFFILIATION	DATE	TIME	SAMPLE CONDITIONS
Anions Suite 300.0 (Cl, F, Sulfate)	/Arcadis	9/2/12	0915		09/12/12	09:15	
App III Metals: Boron 6020B, Ca 6010D							
App IV: Metals 6020B: Antimony (Sb), Arsenic (As), Barium (Ba), Beryllium (Be), Cadmium (Cd), Chromium (Cr), Cobalt (Co), Lead (Pb), Lithium (Li), Molybdenum (Mo), Selenium (Se) 7040A: Mercury (Hg)							

SAMPLER NAME AND SIGNATURE			
PRINT Name of SAMPLER:	Mike Swanson	TEMP in C	
SIGNATURE of SAMPLER:	DATE Signed: 9/11/12	Received on Ice (Y/N)	
		Custody Sealed Cooler (Y/N)	
		Samples Intact (Y/N)	

Pace Analytical Services, LLC
110 Technology Parkway
Peachtree Corners, GA 30092
(770)734-4200

September 27, 2022

Ms. Lauren Petty
Southern Company
42 Inverness Center Parkway
Birmingham, AL 35242

RE: Project: Plant Yates AMR-R6 Rads
Pace Project No.: 92623529

Dear Ms. Petty:

Enclosed are the analytical results for sample(s) received by the laboratory between September 01, 2022 and September 02, 2022. The results relate only to the samples included in this report. Results reported herein conform to the applicable TNI/NELAC Standards and the laboratory's Quality Manual, where applicable, unless otherwise noted in the body of the report.

The test results provided in this final report were generated by each of the following laboratories within the Pace Network:

- Pace Analytical Services - Greensburg

If you have any questions concerning this report, please feel free to contact me.

Sincerely,

Nicole D'Oleo

Nicole D'Oleo
nicole.d'oleo@pacelabs.com
(704)875-9092
Project Manager

Enclosures

cc: Joju Abraham, Georgia Power-CCR
Lauren Coker, Georgia Pwer
Noelia Gangi, Georgia Power
Geoffrey Gay, ARCADIS - Atlanta
Ben Hodges, Georgia Power
Kristen Jurinko
Laura Midkiff, Georgia Power
Kelley Sharpe, ARCADIS - Atlanta
Alex Simpson, Arcadis
Michael Smilley, Georgia Power
Becky Steever, Arcadis
Tina Sullivan, ERM
Albert Zumbuhl, Arcadis

REPORT OF LABORATORY ANALYSIS

This report shall not be reproduced, except in full,
without the written consent of Pace Analytical Services, LLC.

Pace Analytical Services, LLC
110 Technology Parkway
Peachtree Corners, GA 30092
(770)734-4200

CERTIFICATIONS

Project: Plant Yates AMR-R6 Rads
Pace Project No.: 92623529

Pace Analytical Services Pennsylvania
1638 Roseytown Rd Suites 2,3&4, Greensburg, PA 15601
ANAB DOD-ELAP Rad Accreditation #: L2417
Alabama Certification #: 41590
Arizona Certification #: AZ0734
Arkansas Certification
California Certification #: 04222CA
Colorado Certification #: PA01547
Connecticut Certification #: PH-0694
Delaware Certification
EPA Region 4 DW Rad
Florida/TNI Certification #: E87683
Georgia Certification #: C040
Florida: Cert E871149 SEKS WET
Guam Certification
Hawaii Certification
Idaho Certification
Illinois Certification
Indiana Certification
Iowa Certification #: 391
Kansas/TNI Certification #: E-10358
Kentucky Certification #: KY90133
KY WW Permit #: KY0098221
KY WW Permit #: KY0000221
Louisiana DHH/TNI Certification #: LA180012
Louisiana DEQ/TNI Certification #: 4086
Maine Certification #: 2017020
Maryland Certification #: 308
Massachusetts Certification #: M-PA1457
Michigan/PADEP Certification #: 9991
Missouri Certification #: 235
Montana Certification #: Cert0082
Nebraska Certification #: NE-OS-29-14
Nevada Certification #: PA014572018-1
New Hampshire/TNI Certification #: 297617
New Jersey/TNI Certification #: PA051
New Mexico Certification #: PA01457
New York/TNI Certification #: 10888
North Carolina Certification #: 42706
North Dakota Certification #: R-190
Ohio EPA Rad Approval: #41249
Oregon/TNI Certification #: PA200002-010
Pennsylvania/TNI Certification #: 65-00282
Puerto Rico Certification #: PA01457
Rhode Island Certification #: 65-00282
South Dakota Certification
Tennessee Certification #: 02867
Texas/TNI Certification #: T104704188-17-3
Utah/TNI Certification #: PA014572017-9
USDA Soil Permit #: P330-17-00091
Vermont Dept. of Health: ID# VT-0282
Virgin Island/PADEP Certification
Virginia/VELAP Certification #: 460198
Washington Certification #: C868
West Virginia DEP Certification #: 143
West Virginia DHHR Certification #: 9964C
Wisconsin Approve List for Rad
Wyoming Certification #: 8TMS-L

This report shall not be reproduced, except in full,
without the written consent of Pace Analytical Services, LLC.

Pace Analytical Services, LLC
110 Technology Parkway
Peachtree Corners, GA 30092
(770)734-4200

SAMPLE SUMMARY

Project: Plant Yates AMR-R6 Rads
Pace Project No.: 92623529

Lab ID	Sample ID	Matrix	Date Collected	Date Received
92623529001	**YGWC-49**	Water	08/31/22 17:00	09/01/22 09:05
92623529002	**AMA-EB-1**	Water	08/31/22 18:00	09/01/22 09:05
92623529003	**AMA-FB-1**	Water	08/31/22 17:50	09/01/22 09:05
92623529004	**YAMW-1**	Water	08/31/22 17:50	09/01/22 09:05
92623529005	**AMA-DUP-1**	Water	08/31/22 17:50	09/01/22 09:05
92623529006	**PZ-35**	Water	08/31/22 17:32	09/01/22 09:05
92623529007	**YGWC-38**	Water	09/01/22 15:00	09/02/22 09:15
92623529008	**AMA-DUP-2**	Water	09/01/22 00:00	09/02/22 09:15
92623529009	**YGWC-41**	Water	09/01/22 12:40	09/02/22 09:15
92623529010	**YGWC-36A**	Water	09/01/22 00:00	09/02/22 09:15
92623529011	**YGWC-42**	Water	09/01/22 00:00	09/02/22 09:15
92623529012	**YAMW-3**	Water	09/01/22 00:00	09/02/22 09:15
92623529013	**PZ-37**	Water	09/01/22 13:00	09/02/22 09:15
92623529014	**AMA-DUP-3**	Water	09/01/22 00:00	09/02/22 09:15
92623529015	**PZ-37D**	Water	09/01/22 11:22	09/02/22 09:15
92623529016	**PZ-52D**	Water	09/01/22 14:47	09/02/22 09:15
92623529017	**YGWC-23S**	Water	09/01/22 17:12	09/02/22 09:15
92623529018	**YAMW-2**	Water	09/01/22 09:08	09/02/22 09:15
92623529019	**YGWC-43**	Water	09/01/22 12:20	09/02/22 09:15
92623529020	**PZ-51**	Water	09/01/22 10:45	09/02/22 09:15
92623529021	**YAMW-4**	Water	09/01/22 11:25	09/02/22 09:15
92623529022	**YAMW-5**	Water	09/01/22 13:45	09/02/22 09:15
92623529023	**AMA-EB-2**	Water	09/01/22 17:30	09/02/22 09:15
92623529024	**AMA-FB-2**	Water	09/01/22 17:40	09/02/22 09:15

This report shall not be reproduced, except in full,
without the written consent of Pace Analytical Services, LLC.

Pace Analytical Services, LLC
110 Technology Parkway
Peachtree Corners, GA 30092
(770)734-4200

SAMPLE ANALYTE COUNT

Project: Plant Yates AMR-R6 Rads
Pace Project No.: 92623529

Lab ID	Sample ID	Method	Analysts	Analytes Reported	Laboratory
92623529001	**YGWC-49**	EPA 9315	RMS	1	PASI-PA
		EPA 9320	VAL	1	PASI-PA
		Total Radium Calculation	JAL	1	PASI-PA
92623529002	**AMA-EB-1**	EPA 9315	RMS	1	PASI-PA
		EPA 9320	VAL	1	PASI-PA
		Total Radium Calculation	JAL	1	PASI-PA
92623529003	**AMA-FB-1**	EPA 9315	RMS	1	PASI-PA
		EPA 9320	VAL	1	PASI-PA
		Total Radium Calculation	JAL	1	PASI-PA
92623529004	**YAMW-1**	EPA 9315	RMS	1	PASI-PA
		EPA 9320	VAL	1	PASI-PA
		Total Radium Calculation	JAL	1	PASI-PA
92623529005	**AMA-DUP-1**	EPA 9315	RMS	1	PASI-PA
		EPA 9320	VAL	1	PASI-PA
		Total Radium Calculation	JAL	1	PASI-PA
92623529006	**PZ-35**	EPA 9315	RMS	1	PASI-PA
		EPA 9320	VAL	1	PASI-PA
		Total Radium Calculation	JAL	1	PASI-PA
92623529007	**YGWC-38**	EPA 9315	RMS	1	PASI-PA
		EPA 9320	VAL	1	PASI-PA
		Total Radium Calculation	JAL	1	PASI-PA
92623529008	**AMA-DUP-2**	EPA 9315	RMS	1	PASI-PA
		EPA 9320	VAL	1	PASI-PA
		Total Radium Calculation	JAL	1	PASI-PA
92623529009	**YGWC-41**	EPA 9315	RMS	1	PASI-PA
		EPA 9320	VAL	1	PASI-PA
		Total Radium Calculation	JAL	1	PASI-PA
92623529010	**YGWC-36A**	EPA 9315	RMS	1	PASI-PA
		EPA 9320	VAL	1	PASI-PA
		Total Radium Calculation	JAL	1	PASI-PA
92623529011	**YGWC-42**	EPA 9315	RMS	1	PASI-PA
		EPA 9320	VAL	1	PASI-PA
		Total Radium Calculation	JAL	1	PASI-PA
92623529012	**YAMW-3**	EPA 9315	RMS	1	PASI-PA
		EPA 9320	VAL	1	PASI-PA
		Total Radium Calculation	JAL	1	PASI-PA
92623529013	**PZ-37**	EPA 9315	RMS	1	PASI-PA

This report shall not be reproduced, except in full,
without the written consent of Pace Analytical Services, LLC.

Pace Analytical Services, LLC
110 Technology Parkway
Peachtree Corners, GA 30092
(770)734-4200

SAMPLE ANALYTE COUNT

Project: Plant Yates AMR-R6 Rads
Pace Project No.: 92623529

Lab ID	Sample ID	Method	Analysts	Analytes Reported	Laboratory
		EPA 9320	VAL	1	PASI-PA
		Total Radium Calculation	JAL	1	PASI-PA
92623529014	**AMA-DUP-3**	EPA 9315	RMS	1	PASI-PA
		EPA 9320	VAL	1	PASI-PA
		Total Radium Calculation	JAL	1	PASI-PA
92623529015	**PZ-37D**	EPA 9315	RMS	1	PASI-PA
		EPA 9320	VAL	1	PASI-PA
		Total Radium Calculation	JAL	1	PASI-PA
92623529016	**PZ-52D**	EPA 9315	RMS	1	PASI-PA
		EPA 9320	VAL	1	PASI-PA
		Total Radium Calculation	JAL	1	PASI-PA
92623529017	**YGWC-23S**	EPA 9315	RMS	1	PASI-PA
		EPA 9320	VAL	1	PASI-PA
		Total Radium Calculation	JAL	1	PASI-PA
92623529018	**YAMW-2**	EPA 9315	RMS	1	PASI-PA
		EPA 9320	VAL	1	PASI-PA
		Total Radium Calculation	JAL	1	PASI-PA
92623529019	**YGWC-43**	EPA 9315	RMS	1	PASI-PA
		EPA 9320	VAL	1	PASI-PA
		Total Radium Calculation	JAL	1	PASI-PA
92623529020	**PZ-51**	EPA 9315	RMS	1	PASI-PA
		EPA 9320	VAL	1	PASI-PA
		Total Radium Calculation	JAL	1	PASI-PA
92623529021	**YAMW-4**	EPA 9315	RMS	1	PASI-PA
		EPA 9320	VAL	1	PASI-PA
		Total Radium Calculation	JAL	1	PASI-PA
92623529022	**YAMW-5**	EPA 9315	RMS	1	PASI-PA
		EPA 9320	VAL	1	PASI-PA
		Total Radium Calculation	JAL	1	PASI-PA
92623529023	**AMA-EB-2**	EPA 9315	RMS	1	PASI-PA
		EPA 9320	VAL	1	PASI-PA
		Total Radium Calculation	JAL	1	PASI-PA
92623529024	**AMA-FB-2**	EPA 9315	RMS	1	PASI-PA
		EPA 9320	VAL	1	PASI-PA
		Total Radium Calculation	JAL	1	PASI-PA

PASI-PA = Pace Analytical Services - Greensburg

This report shall not be reproduced, except in full,
without the written consent of Pace Analytical Services, LLC.

Pace Analytical Services, LLC
110 Technology Parkway
Peachtree Corners, GA 30092
(770)734-4200

SUMMARY OF DETECTION

Project: Plant Yates AMR-R6 Rads
Pace Project No.: 92623529

Lab Sample ID / Method	Client Sample ID / Parameters	Result	Units	Report Limit	Analyzed	Qualifiers
92623529001	**YGWC-49**					
EPA 9315	Radium-226	0.119 ± 0.102 (0.179) C:88% T:NA	pCi/L		09/22/22 19:40	
EPA 9320	Radium-228	0.704 ± 0.441 (0.835) C:73% T:85%	pCi/L		09/21/22 12:22	
Total Radium Calculation	Total Radium	0.823 ± 0.543 (1.01)	pCi/L		09/26/22 14:20	
92623529002	**AMA-EB-1**					
EPA 9315	Radium-226	-0.00119 ± 0.0809 (0.220) C:91% T:NA	pCi/L		09/22/22 19:40	
EPA 9320	Radium-228	0.405 ± 0.339 (0.671) C:76% T:84%	pCi/L		09/21/22 16:12	
Total Radium Calculation	Total Radium	0.405 ± 0.420 (0.891)	pCi/L		09/26/22 14:20	
92623529003	**AMA-FB-1**					
EPA 9315	Radium-226	-0.0497 ± 0.0397 (0.176) C:95% T:NA	pCi/L		09/22/22 19:40	
EPA 9320	Radium-228	0.499 ± 0.314 (0.565) C:74% T:89%	pCi/L		09/21/22 16:12	
Total Radium Calculation	Total Radium	0.499 ± 0.354 (0.741)	pCi/L		09/26/22 14:20	
92623529004	**YAMW-1**					
EPA 9315	Radium-226	0.132 ± 0.107 (0.188) C:87% T:NA	pCi/L		09/22/22 19:40	
EPA 9320	Radium-228	0.181 ± 0.366 (0.808) C:78% T:80%	pCi/L		09/21/22 16:12	
Total Radium Calculation	Total Radium	0.313 ± 0.473 (0.996)	pCi/L		09/26/22 14:20	

REPORT OF LABORATORY ANALYSIS

This report shall not be reproduced, except in full,
without the written consent of Pace Analytical Services, LLC.

Pace Analytical Services, LLC
110 Technology Parkway
Peachtree Corners, GA 30092
(770)734-4200

SUMMARY OF DETECTION

Project: Plant Yates AMR-R6 Rads
Pace Project No.: 92623529

Lab Sample ID / Method	Client Sample ID / Parameters	Result	Units	Report Limit	Analyzed	Qualifiers
92623529005	**AMA-DUP-1**					
EPA 9315	Radium-226	0.136 ± 0.124 (0.239) C:83% T:NA	pCi/L		09/22/22 19:40	
EPA 9320	Radium-228	-0.132 ± 0.296 (0.726) C:74% T:89%	pCi/L		09/21/22 16:12	
Total Radium Calculation	Total Radium	0.136 ± 0.420 (0.965)	pCi/L		09/26/22 14:20	
92623529006	**PZ-35**					
EPA 9315	Radium-226	0.214 ± 0.141 (0.231) C:82% T:NA	pCi/L		09/22/22 19:40	
EPA 9320	Radium-228	0.112 ± 0.325 (0.733) C:75% T:87%	pCi/L		09/21/22 16:12	
Total Radium Calculation	Total Radium	0.326 ± 0.466 (0.964)	pCi/L		09/26/22 14:20	
92623529007	**YGWC-38**					
EPA 9315	Radium-226	0.175 ± 0.120 (0.196) C:91% T:NA	pCi/L		09/22/22 19:40	
EPA 9320	Radium-228	0.345 ± 0.357 (0.736) C:71% T:89%	pCi/L		09/21/22 16:12	
Total Radium Calculation	Total Radium	0.520 ± 0.477 (0.932)	pCi/L		09/26/22 14:20	
92623529008	**AMA-DUP-2**					
EPA 9315	Radium-226	0.199 ± 0.124 (0.185) C:87% T:NA	pCi/L		09/23/22 09:23	
EPA 9320	Radium-228	0.722 ± 0.412 (0.749) C:79% T:86%	pCi/L		09/21/22 16:12	
Total Radium Calculation	Total Radium	0.921 ± 0.536 (0.934)	pCi/L		09/26/22 14:20	

REPORT OF LABORATORY ANALYSIS

This report shall not be reproduced, except in full,
without the written consent of Pace Analytical Services, LLC.

Pace Analytical Services, LLC
110 Technology Parkway
Peachtree Corners, GA 30092
(770)734-4200

SUMMARY OF DETECTION

Project: Plant Yates AMR-R6 Rads
Pace Project No.: 92623529

Lab Sample ID / Method	Client Sample ID / Parameters	Result	Units	Report Limit	Analyzed	Qualifiers
92623529009	**YGWC-41**					
EPA 9315	Radium-226	0.00354 ± 0.0658 (0.182) C:87% T:NA	pCi/L		09/23/22 09:23	
EPA 9320	Radium-228	0.0871 ± 0.437 (0.986) C:74% T:90%	pCi/L		09/21/22 16:01	
Total Radium Calculation	Total Radium	0.0906 ± 0.503 (1.17)	pCi/L		09/26/22 14:20	
92623529010	**YGWC-36A**					
EPA 9315	Radium-226	0.0771 ± 0.0845 (0.165) C:95% T:NA	pCi/L		09/23/22 09:23	
EPA 9320	Radium-228	0.112 ± 0.515 (1.16) C:72% T:88%	pCi/L		09/21/22 16:01	
Total Radium Calculation	Total Radium	0.189 ± 0.600 (1.33)	pCi/L		09/26/22 14:20	
92623529011	**YGWC-42**					
EPA 9315	Radium-226	0.193 ± 0.133 (0.225) C:88% T:NA	pCi/L		09/23/22 09:23	
EPA 9320	Radium-228	0.403 ± 0.521 (1.11) C:71% T:83%	pCi/L		09/21/22 18:10	
Total Radium Calculation	Total Radium	0.596 ± 0.654 (1.34)	pCi/L		09/26/22 14:20	
92623529012	**YAMW-3**					
EPA 9315	Radium-226	0.427 ± 0.176 (0.194) C:83% T:NA	pCi/L		09/23/22 09:23	
EPA 9320	Radium-228	0.548 ± 0.595 (1.24) C:70% T:86%	pCi/L		09/21/22 18:28	
Total Radium Calculation	Total Radium	0.975 ± 0.771 (1.43)	pCi/L		09/26/22 14:20	

This report shall not be reproduced, except in full,
without the written consent of Pace Analytical Services, LLC.

Pace Analytical Services, LLC
110 Technology Parkway
Peachtree Corners, GA 30092
(770)734-4200

SUMMARY OF DETECTION

Project: Plant Yates AMR-R6 Rads
Pace Project No.: 92623529

Lab Sample ID / Method	Client Sample ID / Parameters	Result	Units	Report Limit	Analyzed	Qualifiers
92623529013	**PZ-37**					
EPA 9315	Radium-226	0.463 ± 0.180 (0.188) C:87% T:NA	pCi/L		09/23/22 09:23	
EPA 9320	Radium-228	-0.379 ± 0.439 (1.10) C:70% T:90%	pCi/L		09/21/22 18:28	
Total Radium Calculation	Total Radium	0.463 ± 0.619 (1.29)	pCi/L		09/26/22 14:20	
92623529014	**AMA-DUP-3**					
EPA 9315	Radium-226	0.168 ± 0.123 (0.216) C:94% T:NA	pCi/L		09/23/22 09:23	
EPA 9320	Radium-228	0.698 ± 0.480 (0.922) C:80% T:90%	pCi/L		09/21/22 18:28	
Total Radium Calculation	Total Radium	0.866 ± 0.603 (1.14)	pCi/L		09/26/22 14:20	
92623529015	**PZ-37D**					
EPA 9315	Radium-226	1.35 ± 0.337 (0.217) C:88% T:NA	pCi/L		09/23/22 09:23	
EPA 9320	Radium-228	1.19 ± 0.700 (1.31) C:71% T:83%	pCi/L		09/21/22 18:28	
Total Radium Calculation	Total Radium	2.54 ± 1.04 (1.53)	pCi/L		09/26/22 14:20	
92623529016	**PZ-52D**					
EPA 9315	Radium-226	0.225 ± 0.129 (0.190) C:94% T:NA	pCi/L		09/23/22 09:23	
EPA 9320	Radium-228	-0.491 ± 0.491 (1.23) C:71% T:85%	pCi/L		09/21/22 18:28	
Total Radium Calculation	Total Radium	0.225 ± 0.620 (1.42)	pCi/L		09/26/22 14:20	

REPORT OF LABORATORY ANALYSIS

This report shall not be reproduced, except in full,
without the written consent of Pace Analytical Services, LLC.

Pace Analytical Services, LLC
110 Technology Parkway
Peachtree Corners, GA 30092
(770)734-4200

SUMMARY OF DETECTION

Project: Plant Yates AMR-R6 Rads
Pace Project No.: 92623529

Lab Sample ID / Method	Client Sample ID / Parameters	Result	Units	Report Limit	Analyzed	Qualifiers
92623529017	**YGWC-23S**					
EPA 9315	Radium-226	0.215 ± 0.146 (0.252) C:88% T:NA	pCi/L		09/23/22 08:38	
EPA 9320	Radium-228	1.01 ± 0.626 (1.17) C:66% T:88%	pCi/L		09/21/22 18:28	
Total Radium Calculation	Total Radium	1.23 ± 0.772 (1.42)	pCi/L		09/26/22 14:20	
92623529018	**YAMW-2**					
EPA 9315	Radium-226	0.288 ± 0.153 (0.227) C:92% T:NA	pCi/L		09/23/22 08:39	
EPA 9320	Radium-228	0.671 ± 0.623 (1.27) C:68% T:80%	pCi/L		09/21/22 18:28	
Total Radium Calculation	Total Radium	0.959 ± 0.776 (1.50)	pCi/L		09/26/22 14:20	
92623529019	**YGWC-43**					
EPA 9315	Radium-226	3.31 ± 0.632 (0.195) C:91% T:NA	pCi/L		09/23/22 08:40	
EPA 9320	Radium-228	0.849 ± 0.647 (1.28) C:67% T:88%	pCi/L		09/21/22 18:29	
Total Radium Calculation	Total Radium	4.16 ± 1.28 (1.48)	pCi/L		09/26/22 14:20	
92623529020	**PZ-51**					
EPA 9315	Radium-226	0.219 ± 0.137 (0.213) C:95% T:NA	pCi/L		09/23/22 09:03	
EPA 9320	Radium-228	0.170 ± 0.588 (1.32) C:71% T:81%	pCi/L		09/21/22 15:25	
Total Radium Calculation	Total Radium	0.389 ± 0.725 (1.53)	pCi/L		09/26/22 14:22	

REPORT OF LABORATORY ANALYSIS

This report shall not be reproduced, except in full,
without the written consent of Pace Analytical Services, LLC.

Pace Analytical Services, LLC
110 Technology Parkway
Peachtree Corners, GA 30092
(770)734-4200

SUMMARY OF DETECTION

Project: Plant Yates AMR-R6 Rads
Pace Project No.: 92623529

Lab Sample ID / Method	Client Sample ID / Parameters	Result	Units	Report Limit	Analyzed	Qualifiers
92623529021	**YAMW-4**					
EPA 9315	Radium-226	0.0263 ± 0.0848 (0.210) C:94% T:NA	pCi/L		09/23/22 09:03	
EPA 9320	Radium-228	0.355 ± 0.545 (1.18) C:71% T:87%	pCi/L		09/21/22 15:25	
Total Radium Calculation	Total Radium	0.381 ± 0.630 (1.39)	pCi/L		09/26/22 14:22	
92623529022	**YAMW-5**					
EPA 9315	Radium-226	0.275 ± 0.151 (0.222) C:92% T:NA	pCi/L		09/23/22 09:03	
EPA 9320	Radium-228	0.536 ± 0.563 (1.17) C:75% T:82%	pCi/L		09/21/22 15:26	
Total Radium Calculation	Total Radium	0.811 ± 0.714 (1.39)	pCi/L		09/26/22 14:22	
92623529023	**AMA-EB-2**					
EPA 9315	Radium-226	0.0170 ± 0.0927 (0.238) C:92% T:NA	pCi/L		09/23/22 09:03	
EPA 9320	Radium-228	0.771 ± 0.537 (1.04) C:73% T:90%	pCi/L		09/21/22 15:26	
Total Radium Calculation	Total Radium	0.788 ± 0.630 (1.28)	pCi/L		09/26/22 14:22	
92623529024	**AMA-FB-2**					
EPA 9315	Radium-226	0.0163 ± 0.0590 (0.155) C:84% T:NA	pCi/L		09/23/22 08:46	
EPA 9320	Radium-228	-0.0371 ± 0.582 (1.37) C:66% T:76%	pCi/L		09/21/22 15:26	
Total Radium Calculation	Total Radium	0.0163 ± 0.641 (1.53)	pCi/L		09/26/22 14:22	

REPORT OF LABORATORY ANALYSIS

This report shall not be reproduced, except in full,
without the written consent of Pace Analytical Services, LLC.

Pace Analytical Services, LLC
110 Technology Parkway
Peachtree Corners, GA 30092
(770)734-4200

ANALYTICAL RESULTS - RADIOCHEMISTRY

Project: Plant Yates AMR-R6 Rads
Pace Project No.: 92623529

Sample: YGWC-49 **Lab ID: 92623529001** Collected: 08/31/22 17:00 Received: 09/01/22 09:05 Matrix: Water
PWS: Site ID: Sample Type:

Parameters	Method	Act ± Unc (MDC) Carr Trac	Units	Analyzed	CAS No.	Qual
	Pace Analytical Services - Greensburg					
Radium-226	EPA 9315	**0.119 ± 0.102 (0.179) C:88% T:NA**	pCi/L	09/22/22 19:40	13982-63-3	
	Pace Analytical Services - Greensburg					
Radium-228	EPA 9320	**0.704 ± 0.441 (0.835) C:73% T:85%**	pCi/L	09/21/22 12:22	15262-20-1	
	Pace Analytical Services - Greensburg					
Total Radium	Total Radium Calculation	**0.823 ± 0.543 (1.01)**	pCi/L	09/26/22 14:20	7440-14-4	

REPORT OF LABORATORY ANALYSIS

This report shall not be reproduced, except in full,
without the written consent of Pace Analytical Services, LLC.

Pace Analytical Services, LLC
110 Technology Parkway
Peachtree Corners, GA 30092
(770)734-4200

ANALYTICAL RESULTS - RADIOCHEMISTRY

Project: Plant Yates AMR-R6 Rads
Pace Project No.: 92623529

Sample: AMA-EB-1 **Lab ID: 92623529002** Collected: 08/31/22 18:00 Received: 09/01/22 09:05 Matrix: Water
PWS: Site ID: Sample Type:

Parameters	Method	Act ± Unc (MDC) Carr Trac	Units	Analyzed	CAS No.	Qual
	Pace Analytical Services - Greensburg					
Radium-226	EPA 9315	**-0.00119 ± 0.0809 (0.220) C:91% T:NA**	pCi/L	09/22/22 19:40	13982-63-3	
	Pace Analytical Services - Greensburg					
Radium-228	EPA 9320	**0.405 ± 0.339 (0.671) C:76% T:84%**	pCi/L	09/21/22 16:12	15262-20-1	
	Pace Analytical Services - Greensburg					
Total Radium	Total Radium Calculation	**0.405 ± 0.420 (0.891)**	pCi/L	09/26/22 14:20	7440-14-4	

REPORT OF LABORATORY ANALYSIS

This report shall not be reproduced, except in full,
without the written consent of Pace Analytical Services, LLC.

Pace Analytical Services, LLC
110 Technology Parkway
Peachtree Corners, GA 30092
(770)734-4200

ANALYTICAL RESULTS - RADIOCHEMISTRY

Project: Plant Yates AMR-R6 Rads
Pace Project No.: 92623529

Sample: AMA-FB-1 **Lab ID: 92623529003** Collected: 08/31/22 17:50 Received: 09/01/22 09:05 Matrix: Water
PWS: Site ID: Sample Type:

Parameters	Method	Act ± Unc (MDC) Carr Trac	Units	Analyzed	CAS No.	Qual
	Pace Analytical Services - Greensburg					
Radium-226	EPA 9315	**-0.0497 ± 0.0397 (0.176) C:95% T:NA**	pCi/L	09/22/22 19:40	13982-63-3	
	Pace Analytical Services - Greensburg					
Radium-228	EPA 9320	**0.499 ± 0.314 (0.565) C:74% T:89%**	pCi/L	09/21/22 16:12	15262-20-1	
	Pace Analytical Services - Greensburg					
Total Radium	Total Radium Calculation	**0.499 ± 0.354 (0.741)**	pCi/L	09/26/22 14:20	7440-14-4	

REPORT OF LABORATORY ANALYSIS

This report shall not be reproduced, except in full,
without the written consent of Pace Analytical Services, LLC.

Pace Analytical Services, LLC
110 Technology Parkway
Peachtree Corners, GA 30092
(770)734-4200

ANALYTICAL RESULTS - RADIOCHEMISTRY

Project: Plant Yates AMR-R6 Rads
Pace Project No.: 92623529

Sample: YAMW-1 **Lab ID: 92623529004** Collected: 08/31/22 17:50 Received: 09/01/22 09:05 Matrix: Water
PWS: Site ID: Sample Type:

Parameters	Method	Act ± Unc (MDC) Carr Trac	Units	Analyzed	CAS No.	Qual
	Pace Analytical Services - Greensburg					
Radium-226	EPA 9315	**0.132 ± 0.107 (0.188) C:87% T:NA**	pCi/L	09/22/22 19:40	13982-63-3	
	Pace Analytical Services - Greensburg					
Radium-228	EPA 9320	**0.181 ± 0.366 (0.808) C:78% T:80%**	pCi/L	09/21/22 16:12	15262-20-1	
	Pace Analytical Services - Greensburg					
Total Radium	Total Radium Calculation	**0.313 ± 0.473 (0.996)**	pCi/L	09/26/22 14:20	7440-14-4	

REPORT OF LABORATORY ANALYSIS

This report shall not be reproduced, except in full,
without the written consent of Pace Analytical Services, LLC.

Pace Analytical Services, LLC
110 Technology Parkway
Peachtree Corners, GA 30092
(770)734-4200

ANALYTICAL RESULTS - RADIOCHEMISTRY

Project: Plant Yates AMR-R6 Rads
Pace Project No.: 92623529

Sample: AMA-DUP-1 **Lab ID: 92623529005** Collected: 08/31/22 17:50 Received: 09/01/22 09:05 Matrix: Water
PWS: Site ID: Sample Type:

Parameters	Method	Act ± Unc (MDC) Carr Trac	Units	Analyzed	CAS No.	Qual
	Pace Analytical Services - Greensburg					
Radium-226	EPA 9315	**0.136 ± 0.124 (0.239) C:83% T:NA**	pCi/L	09/22/22 19:40	13982-63-3	
	Pace Analytical Services - Greensburg					
Radium-228	EPA 9320	**-0.132 ± 0.296 (0.726) C:74% T:89%**	pCi/L	09/21/22 16:12	15262-20-1	
	Pace Analytical Services - Greensburg					
Total Radium	Total Radium Calculation	**0.136 ± 0.420 (0.965)**	pCi/L	09/26/22 14:20	7440-14-4	

REPORT OF LABORATORY ANALYSIS

This report shall not be reproduced, except in full,
without the written consent of Pace Analytical Services, LLC.

Pace Analytical Services, LLC
110 Technology Parkway
Peachtree Corners, GA 30092
(770)734-4200

ANALYTICAL RESULTS - RADIOCHEMISTRY

Project: Plant Yates AMR-R6 Rads
Pace Project No.: 92623529

Sample: PZ-35 **Lab ID: 92623529006** Collected: 08/31/22 17:32 Received: 09/01/22 09:05 Matrix: Water
PWS: Site ID: Sample Type:

Parameters	Method	Act ± Unc (MDC) Carr Trac	Units	Analyzed	CAS No.	Qual
	Pace Analytical Services - Greensburg					
Radium-226	EPA 9315	**0.214 ± 0.141 (0.231) C:82% T:NA**	pCi/L	09/22/22 19:40	13982-63-3	
	Pace Analytical Services - Greensburg					
Radium-228	EPA 9320	**0.112 ± 0.325 (0.733) C:75% T:87%**	pCi/L	09/21/22 16:12	15262-20-1	
	Pace Analytical Services - Greensburg					
Total Radium	Total Radium Calculation	**0.326 ± 0.466 (0.964)**	pCi/L	09/26/22 14:20	7440-14-4	

REPORT OF LABORATORY ANALYSIS

This report shall not be reproduced, except in full,
without the written consent of Pace Analytical Services, LLC.

Pace Analytical Services, LLC
110 Technology Parkway
Peachtree Corners, GA 30092
(770)734-4200

ANALYTICAL RESULTS - RADIOCHEMISTRY

Project: Plant Yates AMR-R6 Rads
Pace Project No.: 92623529

Sample: YGWC-38 **Lab ID: 92623529007** Collected: 09/01/22 15:00 Received: 09/02/22 09:15 Matrix: Water
PWS: Site ID: Sample Type:

Parameters	Method	Act ± Unc (MDC) Carr Trac	Units	Analyzed	CAS No.	Qual
	Pace Analytical Services - Greensburg					
Radium-226	EPA 9315	**0.175 ± 0.120 (0.196) C:91% T:NA**	pCi/L	09/22/22 19:40	13982-63-3	
	Pace Analytical Services - Greensburg					
Radium-228	EPA 9320	**0.345 ± 0.357 (0.736) C:71% T:89%**	pCi/L	09/21/22 16:12	15262-20-1	
	Pace Analytical Services - Greensburg					
Total Radium	Total Radium Calculation	**0.520 ± 0.477 (0.932)**	pCi/L	09/26/22 14:20	7440-14-4	

REPORT OF LABORATORY ANALYSIS

This report shall not be reproduced, except in full,
without the written consent of Pace Analytical Services, LLC.

Pace Analytical Services, LLC
110 Technology Parkway
Peachtree Corners, GA 30092
(770)734-4200

ANALYTICAL RESULTS - RADIOCHEMISTRY

Project: Plant Yates AMR-R6 Rads
Pace Project No.: 92623529

Sample: AMA-DUP-2 **Lab ID: 92623529008** Collected: 09/01/22 00:00 Received: 09/02/22 09:15 Matrix: Water
PWS: Site ID: Sample Type:

Parameters	Method	Act ± Unc (MDC) Carr Trac	Units	Analyzed	CAS No.	Qual
	Pace Analytical Services - Greensburg					
Radium-226	EPA 9315	**0.199 ± 0.124 (0.185) C:87% T:NA**	pCi/L	09/23/22 09:23	13982-63-3	
	Pace Analytical Services - Greensburg					
Radium-228	EPA 9320	**0.722 ± 0.412 (0.749) C:79% T:86%**	pCi/L	09/21/22 16:12	15262-20-1	
	Pace Analytical Services - Greensburg					
Total Radium	Total Radium Calculation	**0.921 ± 0.536 (0.934)**	pCi/L	09/26/22 14:20	7440-14-4	

REPORT OF LABORATORY ANALYSIS

This report shall not be reproduced, except in full,
without the written consent of Pace Analytical Services, LLC.

Pace Analytical Services, LLC
110 Technology Parkway
Peachtree Corners, GA 30092
(770)734-4200

ANALYTICAL RESULTS - RADIOCHEMISTRY

Project: Plant Yates AMR-R6 Rads
Pace Project No.: 92623529

Sample: YGWC-41 **Lab ID: 92623529009** Collected: 09/01/22 12:40 Received: 09/02/22 09:15 Matrix: Water
PWS: Site ID: Sample Type:

Parameters	Method	Act ± Unc (MDC) Carr Trac	Units	Analyzed	CAS No.	Qual
	Pace Analytical Services - Greensburg					
Radium-226	EPA 9315	**0.00354 ± 0.0658 (0.182) C:87% T:NA**	pCi/L	09/23/22 09:23	13982-63-3	
	Pace Analytical Services - Greensburg					
Radium-228	EPA 9320	**0.0871 ± 0.437 (0.986) C:74% T:90%**	pCi/L	09/21/22 16:01	15262-20-1	
	Pace Analytical Services - Greensburg					
Total Radium	Total Radium Calculation	**0.0906 ± 0.503 (1.17)**	pCi/L	09/26/22 14:20	7440-14-4	

This report shall not be reproduced, except in full,
without the written consent of Pace Analytical Services, LLC.

Pace Analytical Services, LLC
110 Technology Parkway
Peachtree Corners, GA 30092
(770)734-4200

ANALYTICAL RESULTS - RADIOCHEMISTRY

Project: Plant Yates AMR-R6 Rads
Pace Project No.: 92623529

Sample: YGWC-36A **Lab ID: 92623529010** Collected: 09/01/22 00:00 Received: 09/02/22 09:15 Matrix: Water
PWS: Site ID: Sample Type:

Parameters	Method	Act ± Unc (MDC) Carr Trac	Units	Analyzed	CAS No.	Qual
	Pace Analytical Services - Greensburg					
Radium-226	EPA 9315	**0.0771 ± 0.0845 (0.165) C:95% T:NA**	pCi/L	09/23/22 09:23	13982-63-3	
	Pace Analytical Services - Greensburg					
Radium-228	EPA 9320	**0.112 ± 0.515 (1.16) C:72% T:88%**	pCi/L	09/21/22 16:01	15262-20-1	
	Pace Analytical Services - Greensburg					
Total Radium	Total Radium Calculation	**0.189 ± 0.600 (1.33)**	pCi/L	09/26/22 14:20	7440-14-4	

REPORT OF LABORATORY ANALYSIS

This report shall not be reproduced, except in full,
without the written consent of Pace Analytical Services, LLC.

Pace Analytical Services, LLC
110 Technology Parkway
Peachtree Corners, GA 30092
(770)734-4200

ANALYTICAL RESULTS - RADIOCHEMISTRY

Project: Plant Yates AMR-R6 Rads
Pace Project No.: 92623529

Sample: YGWC-42 **Lab ID: 92623529011** Collected: 09/01/22 00:00 Received: 09/02/22 09:15 Matrix: Water
PWS: Site ID: Sample Type:

Parameters	Method	Act ± Unc (MDC) Carr Trac	Units	Analyzed	CAS No.	Qual
	Pace Analytical Services - Greensburg					
Radium-226	EPA 9315	**0.193 ± 0.133 (0.225) C:88% T:NA**	pCi/L	09/23/22 09:23	13982-63-3	
	Pace Analytical Services - Greensburg					
Radium-228	EPA 9320	**0.403 ± 0.521 (1.11) C:71% T:83%**	pCi/L	09/21/22 18:10	15262-20-1	
	Pace Analytical Services - Greensburg					
Total Radium	Total Radium Calculation	**0.596 ± 0.654 (1.34)**	pCi/L	09/26/22 14:20	7440-14-4	

REPORT OF LABORATORY ANALYSIS

This report shall not be reproduced, except in full,
without the written consent of Pace Analytical Services, LLC.

Pace Analytical Services, LLC
110 Technology Parkway
Peachtree Corners, GA 30092
(770)734-4200

ANALYTICAL RESULTS - RADIOCHEMISTRY

Project: Plant Yates AMR-R6 Rads
Pace Project No.: 92623529

Sample: YAMW-3 **Lab ID: 92623529012** Collected: 09/01/22 00:00 Received: 09/02/22 09:15 Matrix: Water
PWS: Site ID: Sample Type:

Parameters	Method	Act ± Unc (MDC) Carr Trac	Units	Analyzed	CAS No.	Qual
	Pace Analytical Services - Greensburg					
Radium-226	EPA 9315	**0.427 ± 0.176 (0.194) C:83% T:NA**	pCi/L	09/23/22 09:23	13982-63-3	
	Pace Analytical Services - Greensburg					
Radium-228	EPA 9320	**0.548 ± 0.595 (1.24) C:70% T:86%**	pCi/L	09/21/22 18:28	15262-20-1	
	Pace Analytical Services - Greensburg					
Total Radium	Total Radium Calculation	**0.975 ± 0.771 (1.43)**	pCi/L	09/26/22 14:20	7440-14-4	

REPORT OF LABORATORY ANALYSIS

This report shall not be reproduced, except in full,
without the written consent of Pace Analytical Services, LLC.

Pace Analytical Services, LLC
110 Technology Parkway
Peachtree Corners, GA 30092
(770)734-4200

ANALYTICAL RESULTS - RADIOCHEMISTRY

Project: Plant Yates AMR-R6 Rads
Pace Project No.: 92623529

Sample: PZ-37 **Lab ID: 92623529013** Collected: 09/01/22 13:00 Received: 09/02/22 09:15 Matrix: Water
PWS: Site ID: Sample Type:

Parameters	Method	Act ± Unc (MDC) Carr Trac	Units	Analyzed	CAS No.	Qual
	Pace Analytical Services - Greensburg					
Radium-226	EPA 9315	**0.463 ± 0.180 (0.188) C:87% T:NA**	pCi/L	09/23/22 09:23	13982-63-3	
	Pace Analytical Services - Greensburg					
Radium-228	EPA 9320	**-0.379 ± 0.439 (1.10) C:70% T:90%**	pCi/L	09/21/22 18:28	15262-20-1	
	Pace Analytical Services - Greensburg					
Total Radium	Total Radium Calculation	**0.463 ± 0.619 (1.29)**	pCi/L	09/26/22 14:20	7440-14-4	

REPORT OF LABORATORY ANALYSIS

This report shall not be reproduced, except in full,
without the written consent of Pace Analytical Services, LLC.

Pace Analytical Services, LLC
110 Technology Parkway
Peachtree Corners, GA 30092
(770)734-4200

ANALYTICAL RESULTS - RADIOCHEMISTRY

Project: Plant Yates AMR-R6 Rads
Pace Project No.: 92623529

Sample: AMA-DUP-3 **Lab ID: 92623529014** Collected: 09/01/22 00:00 Received: 09/02/22 09:15 Matrix: Water
PWS: Site ID: Sample Type:

Parameters	Method	Act ± Unc (MDC) Carr Trac	Units	Analyzed	CAS No.	Qual
	Pace Analytical Services - Greensburg					
Radium-226	EPA 9315	**0.168 ± 0.123 (0.216) C:94% T:NA**	pCi/L	09/23/22 09:23	13982-63-3	
	Pace Analytical Services - Greensburg					
Radium-228	EPA 9320	**0.698 ± 0.480 (0.922) C:80% T:90%**	pCi/L	09/21/22 18:28	15262-20-1	
	Pace Analytical Services - Greensburg					
Total Radium	Total Radium Calculation	**0.866 ± 0.603 (1.14)**	pCi/L	09/26/22 14:20	7440-14-4	

REPORT OF LABORATORY ANALYSIS

This report shall not be reproduced, except in full,
without the written consent of Pace Analytical Services, LLC.

Pace Analytical Services, LLC
110 Technology Parkway
Peachtree Corners, GA 30092
(770)734-4200

ANALYTICAL RESULTS - RADIOCHEMISTRY

Project: Plant Yates AMR-R6 Rads
Pace Project No.: 92623529

Sample: PZ-37D **Lab ID: 92623529015** Collected: 09/01/22 11:22 Received: 09/02/22 09:15 Matrix: Water
PWS: Site ID: Sample Type:

Parameters	Method	Act ± Unc (MDC) Carr Trac	Units	Analyzed	CAS No.	Qual
	Pace Analytical Services - Greensburg					
Radium-226	EPA 9315	**1.35 ± 0.337 (0.217) C:88% T:NA**	pCi/L	09/23/22 09:23	13982-63-3	
	Pace Analytical Services - Greensburg					
Radium-228	EPA 9320	**1.19 ± 0.700 (1.31) C:71% T:83%**	pCi/L	09/21/22 18:28	15262-20-1	
	Pace Analytical Services - Greensburg					
Total Radium	Total Radium Calculation	**2.54 ± 1.04 (1.53)**	pCi/L	09/26/22 14:20	7440-14-4	

REPORT OF LABORATORY ANALYSIS

This report shall not be reproduced, except in full,
without the written consent of Pace Analytical Services, LLC.

Pace Analytical Services, LLC
110 Technology Parkway
Peachtree Corners, GA 30092
(770)734-4200

ANALYTICAL RESULTS - RADIOCHEMISTRY

Project: Plant Yates AMR-R6 Rads
Pace Project No.: 92623529

Sample: PZ-52D **Lab ID: 92623529016** Collected: 09/01/22 14:47 Received: 09/02/22 09:15 Matrix: Water
PWS: Site ID: Sample Type:

Parameters	Method	Act ± Unc (MDC) Carr Trac	Units	Analyzed	CAS No.	Qual
	Pace Analytical Services - Greensburg					
Radium-226	EPA 9315	**0.225 ± 0.129 (0.190) C:94% T:NA**	pCi/L	09/23/22 09:23	13982-63-3	
	Pace Analytical Services - Greensburg					
Radium-228	EPA 9320	**-0.491 ± 0.491 (1.23) C:71% T:85%**	pCi/L	09/21/22 18:28	15262-20-1	
	Pace Analytical Services - Greensburg					
Total Radium	Total Radium Calculation	**0.225 ± 0.620 (1.42)**	pCi/L	09/26/22 14:20	7440-14-4	

REPORT OF LABORATORY ANALYSIS

This report shall not be reproduced, except in full,
without the written consent of Pace Analytical Services, LLC.

Pace Analytical Services, LLC
110 Technology Parkway
Peachtree Corners, GA 30092
(770)734-4200

ANALYTICAL RESULTS - RADIOCHEMISTRY

Project: Plant Yates AMR-R6 Rads
Pace Project No.: 92623529

Sample: YGWC-23S **Lab ID: 92623529017** Collected: 09/01/22 17:12 Received: 09/02/22 09:15 Matrix: Water
PWS: Site ID: Sample Type:

Parameters	Method	Act ± Unc (MDC) Carr Trac	Units	Analyzed	CAS No.	Qual
	Pace Analytical Services - Greensburg					
Radium-226	EPA 9315	**0.215 ± 0.146 (0.252) C:88% T:NA**	pCi/L	09/23/22 08:38	13982-63-3	
	Pace Analytical Services - Greensburg					
Radium-228	EPA 9320	**1.01 ± 0.626 (1.17) C:66% T:88%**	pCi/L	09/21/22 18:28	15262-20-1	
	Pace Analytical Services - Greensburg					
Total Radium	Total Radium Calculation	**1.23 ± 0.772 (1.42)**	pCi/L	09/26/22 14:20	7440-14-4	

This report shall not be reproduced, except in full,
without the written consent of Pace Analytical Services, LLC.

Pace Analytical Services, LLC
110 Technology Parkway
Peachtree Corners, GA 30092
(770)734-4200

ANALYTICAL RESULTS - RADIOCHEMISTRY

Project: Plant Yates AMR-R6 Rads
Pace Project No.: 92623529

Sample: YAMW-2 **Lab ID: 92623529018** Collected: 09/01/22 09:08 Received: 09/02/22 09:15 Matrix: Water
PWS: Site ID: Sample Type:

Parameters	Method	Act ± Unc (MDC) Carr Trac	Units	Analyzed	CAS No.	Qual
	Pace Analytical Services - Greensburg					
Radium-226	EPA 9315	**0.288 ± 0.153 (0.227) C:92% T:NA**	pCi/L	09/23/22 08:39	13982-63-3	
	Pace Analytical Services - Greensburg					
Radium-228	EPA 9320	**0.671 ± 0.623 (1.27) C:68% T:80%**	pCi/L	09/21/22 18:28	15262-20-1	
	Pace Analytical Services - Greensburg					
Total Radium	Total Radium Calculation	**0.959 ± 0.776 (1.50)**	pCi/L	09/26/22 14:20	7440-14-4	

REPORT OF LABORATORY ANALYSIS

This report shall not be reproduced, except in full,
without the written consent of Pace Analytical Services, LLC.

Pace Analytical Services, LLC
110 Technology Parkway
Peachtree Corners, GA 30092
(770)734-4200

ANALYTICAL RESULTS - RADIOCHEMISTRY

Project: Plant Yates AMR-R6 Rads
Pace Project No.: 92623529

Sample: YGWC-43 **Lab ID: 92623529019** Collected: 09/01/22 12:20 Received: 09/02/22 09:15 Matrix: Water
PWS: Site ID: Sample Type:

Parameters	Method	Act ± Unc (MDC) Carr Trac	Units	Analyzed	CAS No.	Qual
	Pace Analytical Services - Greensburg					
Radium-226	EPA 9315	**3.31 ± 0.632 (0.195) C:91% T:NA**	pCi/L	09/23/22 08:40	13982-63-3	
	Pace Analytical Services - Greensburg					
Radium-228	EPA 9320	**0.849 ± 0.647 (1.28) C:67% T:88%**	pCi/L	09/21/22 18:29	15262-20-1	
	Pace Analytical Services - Greensburg					
Total Radium	Total Radium Calculation	**4.16 ± 1.28 (1.48)**	pCi/L	09/26/22 14:20	7440-14-4	

REPORT OF LABORATORY ANALYSIS

This report shall not be reproduced, except in full,
without the written consent of Pace Analytical Services, LLC.

Pace Analytical Services, LLC
110 Technology Parkway
Peachtree Corners, GA 30092
(770)734-4200

ANALYTICAL RESULTS - RADIOCHEMISTRY

Project: Plant Yates AMR-R6 Rads
Pace Project No.: 92623529

Sample: PZ-51 **Lab ID: 92623529020** Collected: 09/01/22 10:45 Received: 09/02/22 09:15 Matrix: Water
PWS: Site ID: Sample Type:

Parameters	Method	Act ± Unc (MDC) Carr Trac	Units	Analyzed	CAS No.	Qual
	Pace Analytical Services - Greensburg					
Radium-226	EPA 9315	**0.219 ± 0.137 (0.213) C:95% T:NA**	pCi/L	09/23/22 09:03	13982-63-3	
	Pace Analytical Services - Greensburg					
Radium-228	EPA 9320	**0.170 ± 0.588 (1.32) C:71% T:81%**	pCi/L	09/21/22 15:25	15262-20-1	
	Pace Analytical Services - Greensburg					
Total Radium	Total Radium Calculation	**0.389 ± 0.725 (1.53)**	pCi/L	09/26/22 14:22	7440-14-4	

REPORT OF LABORATORY ANALYSIS

This report shall not be reproduced, except in full,
without the written consent of Pace Analytical Services, LLC.

Pace Analytical Services, LLC
110 Technology Parkway
Peachtree Corners, GA 30092
(770)734-4200

ANALYTICAL RESULTS - RADIOCHEMISTRY

Project: Plant Yates AMR-R6 Rads
Pace Project No.: 92623529

Sample: YAMW-4 **Lab ID: 92623529021** Collected: 09/01/22 11:25 Received: 09/02/22 09:15 Matrix: Water
PWS: Site ID: Sample Type:

Parameters	Method	Act ± Unc (MDC) Carr Trac	Units	Analyzed	CAS No.	Qual
	Pace Analytical Services - Greensburg					
Radium-226	EPA 9315	**0.0263 ± 0.0848 (0.210) C:94% T:NA**	pCi/L	09/23/22 09:03	13982-63-3	
	Pace Analytical Services - Greensburg					
Radium-228	EPA 9320	**0.355 ± 0.545 (1.18) C:71% T:87%**	pCi/L	09/21/22 15:25	15262-20-1	
	Pace Analytical Services - Greensburg					
Total Radium	Total Radium Calculation	**0.381 ± 0.630 (1.39)**	pCi/L	09/26/22 14:22	7440-14-4	

REPORT OF LABORATORY ANALYSIS

This report shall not be reproduced, except in full,
without the written consent of Pace Analytical Services, LLC.

Pace Analytical Services, LLC
110 Technology Parkway
Peachtree Corners, GA 30092
(770)734-4200

ANALYTICAL RESULTS - RADIOCHEMISTRY

Project: Plant Yates AMR-R6 Rads
Pace Project No.: 92623529

Sample: YAMW-5 **Lab ID: 92623529022** Collected: 09/01/22 13:45 Received: 09/02/22 09:15 Matrix: Water
PWS: Site ID: Sample Type:

Parameters	Method	Act ± Unc (MDC) Carr Trac	Units	Analyzed	CAS No.	Qual
	Pace Analytical Services - Greensburg					
Radium-226	EPA 9315	**0.275 ± 0.151 (0.222) C:92% T:NA**	pCi/L	09/23/22 09:03	13982-63-3	
	Pace Analytical Services - Greensburg					
Radium-228	EPA 9320	**0.536 ± 0.563 (1.17) C:75% T:82%**	pCi/L	09/21/22 15:26	15262-20-1	
	Pace Analytical Services - Greensburg					
Total Radium	Total Radium Calculation	**0.811 ± 0.714 (1.39)**	pCi/L	09/26/22 14:22	7440-14-4	

REPORT OF LABORATORY ANALYSIS

This report shall not be reproduced, except in full,
without the written consent of Pace Analytical Services, LLC.

Pace Analytical Services, LLC
110 Technology Parkway
Peachtree Corners, GA 30092
(770)734-4200

ANALYTICAL RESULTS - RADIOCHEMISTRY

Project: Plant Yates AMR-R6 Rads
Pace Project No.: 92623529

Sample: AMA-EB-2 **Lab ID: 92623529023** Collected: 09/01/22 17:30 Received: 09/02/22 09:15 Matrix: Water
PWS: Site ID: Sample Type:

Parameters	Method	Act ± Unc (MDC) Carr Trac	Units	Analyzed	CAS No.	Qual
	Pace Analytical Services - Greensburg					
Radium-226	EPA 9315	**0.0170 ± 0.0927 (0.238) C:92% T:NA**	pCi/L	09/23/22 09:03	13982-63-3	
	Pace Analytical Services - Greensburg					
Radium-228	EPA 9320	**0.771 ± 0.537 (1.04) C:73% T:90%**	pCi/L	09/21/22 15:26	15262-20-1	
	Pace Analytical Services - Greensburg					
Total Radium	Total Radium Calculation	**0.788 ± 0.630 (1.28)**	pCi/L	09/26/22 14:22	7440-14-4	

This report shall not be reproduced, except in full,
without the written consent of Pace Analytical Services, LLC.

Pace Analytical Services, LLC
110 Technology Parkway
Peachtree Corners, GA 30092
(770)734-4200

ANALYTICAL RESULTS - RADIOCHEMISTRY

Project: Plant Yates AMR-R6 Rads
Pace Project No.: 92623529

Sample: AMA-FB-2 **Lab ID: 92623529024** Collected: 09/01/22 17:40 Received: 09/02/22 09:15 Matrix: Water
PWS: Site ID: Sample Type:

Parameters	Method	Act ± Unc (MDC) Carr Trac	Units	Analyzed	CAS No.	Qual
	Pace Analytical Services - Greensburg					
Radium-226	EPA 9315	**0.0163 ± 0.0590 (0.155) C:84% T:NA**	pCi/L	09/23/22 08:46	13982-63-3	
	Pace Analytical Services - Greensburg					
Radium-228	EPA 9320	**-0.0371 ± 0.582 (1.37) C:66% T:76%**	pCi/L	09/21/22 15:26	15262-20-1	
	Pace Analytical Services - Greensburg					
Total Radium	Total Radium Calculation	**0.0163 ± 0.641 (1.53)**	pCi/L	09/26/22 14:22	7440-14-4	

This report shall not be reproduced, except in full,
without the written consent of Pace Analytical Services, LLC.

Pace Analytical Services, LLC
110 Technology Parkway
Peachtree Corners, GA 30092
(770)734-4200

QUALITY CONTROL - RADIOCHEMISTRY

Project: Plant Yates AMR-R6 Rads
Pace Project No.: 92623529

QC Batch: 530873
QC Batch Method: EPA 9320
Analysis Method: EPA 9320
Analysis Description: 9320 Radium 228
Laboratory: Pace Analytical Services - Greensburg
Associated Lab Samples: 92623529001, 92623529002, 92623529003, 92623529004, 92623529005, 92623529006, 92623529007, 92623529008, 92623529009, 92623529010, 92623529011, 92623529012, 92623529013, 92623529014, 92623529015, 92623529016, 92623529017, 92623529018, 92623529019

METHOD BLANK: 2574650
Matrix: Water
Associated Lab Samples: 92623529001, 92623529002, 92623529003, 92623529004, 92623529005, 92623529006, 92623529007, 92623529008, 92623529009, 92623529010, 92623529011, 92623529012, 92623529013, 92623529014, 92623529015, 92623529016, 92623529017, 92623529018, 92623529019

Parameter	Act ± Unc (MDC) Carr Trac	Units	Analyzed	Qualifiers
Radium-228	0.783 ± 0.415 (0.744) C:78% T:85%	pCi/L	09/21/22 12:20	

Results presented on this page are in the units indicated by the "Units" column except where an alternate unit is presented to the right of the result.

REPORT OF LABORATORY ANALYSIS

This report shall not be reproduced, except in full,
without the written consent of Pace Analytical Services, LLC.

Pace Analytical Services, LLC
110 Technology Parkway
Peachtree Corners, GA 30092
(770)734-4200

QUALITY CONTROL - RADIOCHEMISTRY

Project: Plant Yates AMR-R6 Rads
Pace Project No.: 92623529

QC Batch: 531033
QC Batch Method: EPA 9315
Analysis Method: EPA 9315
Analysis Description: 9315 Total Radium
Laboratory: Pace Analytical Services - Greensburg
Associated Lab Samples: 92623529020, 92623529021, 92623529022, 92623529023, 92623529024

METHOD BLANK: 2575664 Matrix: Water
Associated Lab Samples: 92623529020, 92623529021, 92623529022, 92623529023, 92623529024

Parameter	Act ± Unc (MDC) Carr Trac	Units	Analyzed	Qualifiers
Radium-226	0.0196 ± 0.0818 (0.206) C:100% T:NA	pCi/L	09/23/22 08:42	

Results presented on this page are in the units indicated by the "Units" column except where an alternate unit is presented to the right of the result.

REPORT OF LABORATORY ANALYSIS

This report shall not be reproduced, except in full,
without the written consent of Pace Analytical Services, LLC.

Pace Analytical Services, LLC
110 Technology Parkway
Peachtree Corners, GA 30092
(770)734-4200

QUALITY CONTROL - RADIOCHEMISTRY

Project: Plant Yates AMR-R6 Rads
Pace Project No.: 92623529

QC Batch: 530874
QC Batch Method: EPA 9315
Analysis Method: EPA 9315
Analysis Description: 9315 Total Radium
Laboratory: Pace Analytical Services - Greensburg
Associated Lab Samples: 92623529001, 92623529002, 92623529003, 92623529004, 92623529005, 92623529006, 92623529007, 92623529008, 92623529009, 92623529010, 92623529011, 92623529012, 92623529013, 92623529014, 92623529015, 92623529016, 92623529017, 92623529018, 92623529019

METHOD BLANK: 2574652
Matrix: Water
Associated Lab Samples: 92623529001, 92623529002, 92623529003, 92623529004, 92623529005, 92623529006, 92623529007, 92623529008, 92623529009, 92623529010, 92623529011, 92623529012, 92623529013, 92623529014, 92623529015, 92623529016, 92623529017, 92623529018, 92623529019

Parameter	Act ± Unc (MDC) Carr Trac	Units	Analyzed	Qualifiers
Radium-226	0.0646 ± 0.0850 (0.178) C:94% T:NA	pCi/L	09/22/22 19:40	

Results presented on this page are in the units indicated by the "Units" column except where an alternate unit is presented to the right of the result.

REPORT OF LABORATORY ANALYSIS

This report shall not be reproduced, except in full,
without the written consent of Pace Analytical Services, LLC.

Pace Analytical Services, LLC
110 Technology Parkway
Peachtree Corners, GA 30092
(770)734-4200

QUALITY CONTROL - RADIOCHEMISTRY

Project: Plant Yates AMR-R6 Rads
Pace Project No.: 92623529

QC Batch: 531032
QC Batch Method: EPA 9320
Analysis Method: EPA 9320
Analysis Description: 9320 Radium 228
Laboratory: Pace Analytical Services - Greensburg
Associated Lab Samples: 92623529020, 92623529021, 92623529022, 92623529023, 92623529024

METHOD BLANK: 2575663 Matrix: Water
Associated Lab Samples: 92623529020, 92623529021, 92623529022, 92623529023, 92623529024

Parameter	Act ± Unc (MDC) Carr Trac	Units	Analyzed	Qualifiers
Radium-228	0.452 ± 0.381 (0.770) C:73% T:94%	pCi/L	09/21/22 12:20	

Results presented on this page are in the units indicated by the "Units" column except where an alternate unit is presented to the right of the result.

REPORT OF LABORATORY ANALYSIS

This report shall not be reproduced, except in full,
without the written consent of Pace Analytical Services, LLC.

Pace Analytical Services, LLC
110 Technology Parkway
Peachtree Corners, GA 30092
(770)734-4200

QUALIFIERS

Project: Plant Yates AMR-R6 Rads
Pace Project No.: 92623529

DEFINITIONS

DF - Dilution Factor, if reported, represents the factor applied to the reported data due to dilution of the sample aliquot.

ND - Not Detected at or above adjusted reporting limit.

TNTC - Too Numerous To Count

J - Estimated concentration above the adjusted method detection limit and below the adjusted reporting limit.

MDL - Adjusted Method Detection Limit.

PQL - Practical Quantitation Limit.

RL - Reporting Limit - The lowest concentration value that meets project requirements for quantitative data with known precision and bias for a specific analyte in a specific matrix.

S - Surrogate

1,2-Diphenylhydrazine decomposes to and cannot be separated from Azobenzene using Method 8270. The result for each analyte is a combined concentration.

Consistent with EPA guidelines, unrounded data are displayed and have been used to calculate % recovery and RPD values.

LCS(D) - Laboratory Control Sample (Duplicate)

MS(D) - Matrix Spike (Duplicate)

DUP - Sample Duplicate

RPD - Relative Percent Difference

NC - Not Calculable.

SG - Silica Gel - Clean-Up

U - Indicates the compound was analyzed for, but not detected.

Acid preservation may not be appropriate for 2 Chloroethylvinyl ether.

A separate vial preserved to a pH of 4-5 is recommended in SW846 Chapter 4 for the analysis of Acrolein and Acrylonitrile by EPA Method 8260.

N-Nitrosodiphenylamine decomposes and cannot be separated from Diphenylamine using Method 8270. The result reported for each analyte is a combined concentration.

Reported results are not rounded until the final step prior to reporting. Therefore, calculated parameters that are typically reported as "Total" may vary slightly from the sum of the reported component parameters.

Act - Activity

Unc - Uncertainty: SDWA = 1.96 sigma count uncertainty, all other matrices = Expanded Uncertainty (95% confidence interval). Gamma Spec = Expanded Uncertainty (95.4% Confidence Interval)

(MDC) - Minimum Detectable Concentration

Trac - Tracer Recovery (%)

Carr - Carrier Recovery (%)

Pace Analytical is TNI accredited. Contact your Pace PM for the current list of accredited analytes.

TNI - The NELAC Institute.

This report shall not be reproduced, except in full,
without the written consent of Pace Analytical Services, LLC.

Pace Analytical Services, LLC
110 Technology Parkway
Peachtree Corners, GA 30092
(770)734-4200

QUALITY CONTROL DATA CROSS REFERENCE TABLE

Project: Plant Yates AMR-R6 Rads
Pace Project No.: 92623529

Lab ID	Sample ID	QC Batch Method	QC Batch	Analytical Method	Analytical Batch
92623529001	YGWC-49	EPA 9315	530874		
92623529002	AMA-EB-1	EPA 9315	530874		
92623529003	AMA-FB-1	EPA 9315	530874		
92623529004	YAMW-1	EPA 9315	530874		
92623529005	AMA-DUP-1	EPA 9315	530874		
92623529006	PZ-35	EPA 9315	530874		
92623529007	YGWC-38	EPA 9315	530874		
92623529008	AMA-DUP-2	EPA 9315	530874		
92623529009	YGWC-41	EPA 9315	530874		
92623529010	YGWC-36A	EPA 9315	530874		
92623529011	YGWC-42	EPA 9315	530874		
92623529012	YAMW-3	EPA 9315	530874		
92623529013	PZ-37	EPA 9315	530874		
92623529014	AMA-DUP-3	EPA 9315	530874		
92623529015	PZ-37D	EPA 9315	530874		
92623529016	PZ-52D	EPA 9315	530874		
92623529017	YGWC-23S	EPA 9315	530874		
92623529018	YAMW-2	EPA 9315	530874		
92623529019	YGWC-43	EPA 9315	530874		
92623529020	PZ-51	EPA 9315	531033		
92623529021	YAMW-4	EPA 9315	531033		
92623529022	YAMW-5	EPA 9315	531033		
92623529023	AMA-EB-2	EPA 9315	531033		
92623529024	AMA-FB-2	EPA 9315	531033		
92623529001	YGWC-49	EPA 9320	530873		
92623529002	AMA-EB-1	EPA 9320	530873		
92623529003	AMA-FB-1	EPA 9320	530873		
92623529004	YAMW-1	EPA 9320	530873		
92623529005	AMA-DUP-1	EPA 9320	530873		
92623529006	PZ-35	EPA 9320	530873		
92623529007	YGWC-38	EPA 9320	530873		
92623529008	AMA-DUP-2	EPA 9320	530873		
92623529009	YGWC-41	EPA 9320	530873		
92623529010	YGWC-36A	EPA 9320	530873		
92623529011	YGWC-42	EPA 9320	530873		
92623529012	YAMW-3	EPA 9320	530873		
92623529013	PZ-37	EPA 9320	530873		
92623529014	AMA-DUP-3	EPA 9320	530873		
92623529015	PZ-37D	EPA 9320	530873		
92623529016	PZ-52D	EPA 9320	530873		
92623529017	YGWC-23S	EPA 9320	530873		
92623529018	YAMW-2	EPA 9320	530873		
92623529019	YGWC-43	EPA 9320	530873		
92623529020	PZ-51	EPA 9320	531032		
92623529021	YAMW-4	EPA 9320	531032		
92623529022	YAMW-5	EPA 9320	531032		
92623529023	AMA-EB-2	EPA 9320	531032		

REPORT OF LABORATORY ANALYSIS

This report shall not be reproduced, except in full,
without the written consent of Pace Analytical Services, LLC.

Pace Analytical Services, LLC
110 Technology Parkway
Peachtree Corners, GA 30092
(770)734-4200

QUALITY CONTROL DATA CROSS REFERENCE TABLE

Project: Plant Yates AMR-R6 Rads
Pace Project No.: 92623529

Lab ID	Sample ID	QC Batch Method	QC Batch	Analytical Method	Analytical Batch
92623529024	**AMA-FB-2**	EPA 9320	531032		
92623529001	**YGWC-49**	Total Radium Calculation	535442		
92623529002	**AMA-EB-1**	Total Radium Calculation	535442		
92623529003	**AMA-FB-1**	Total Radium Calculation	535442		
92623529004	**YAMW-1**	Total Radium Calculation	535442		
92623529005	**AMA-DUP-1**	Total Radium Calculation	535442		
92623529006	**PZ-35**	Total Radium Calculation	535442		
92623529007	**YGWC-38**	Total Radium Calculation	535442		
92623529008	**AMA-DUP-2**	Total Radium Calculation	535442		
92623529009	**YGWC-41**	Total Radium Calculation	535442		
92623529010	**YGWC-36A**	Total Radium Calculation	535442		
92623529011	**YGWC-42**	Total Radium Calculation	535442		
92623529012	**YAMW-3**	Total Radium Calculation	535442		
92623529013	**PZ-37**	Total Radium Calculation	535442		
92623529014	**AMA-DUP-3**	Total Radium Calculation	535442		
92623529015	**PZ-37D**	Total Radium Calculation	535442		
92623529016	**PZ-52D**	Total Radium Calculation	535442		
92623529017	**YGWC-23S**	Total Radium Calculation	535442		
92623529018	**YAMW-2**	Total Radium Calculation	535442		
92623529019	**YGWC-43**	Total Radium Calculation	535442		
92623529020	**PZ-51**	Total Radium Calculation	535443		
92623529021	**YAMW-4**	Total Radium Calculation	535443		
92623529022	**YAMW-5**	Total Radium Calculation	535443		
92623529023	**AMA-EB-2**	Total Radium Calculation	535443		
92623529024	**AMA-FB-2**	Total Radium Calculation	535443		

This report shall not be reproduced, except in full,
without the written consent of Pace Analytical Services, LLC.

Pace	DC#_Title: ENV-FRM-HUN1-0083 v01_Sample Condition Upon Receipt
	Effective Date: 05/12/2022

Laboratory receiving samples:

Asheville ☐ Eden ☐ Greenwood ☐ Huntersville ☐ Raleigh ☐ Mechanicsville ☐ Atlanta ☑ Kernersville ☐

Sample Condition Upon Receipt

Client Name: GA Power

Project #: **WO# : 92623529**

92623529

Courier: ☐ Commercial ☑ Fed Ex ☐ UPS ☐ USPS ☑ Pace ☐ Client ☐ Other:

Custody Seal Present? ☐ Yes ☑ No Seals Intact? ☐ Yes ☐ No

Date/Initials Person Examining Contents: 9/1/22 DLP

Packing Material: ☐ Bubble Wrap ☐ Bubble Bags ☑ None ☐ Other

Biological Tissue Frozen? ☐ Yes ☐ No ☑ N/A

Thermometer: ☑ IR Gun ID: 230

Type of Ice: ☑ Wet ☐ Blue ☐ None

Cooler Temp: 2.5 Correction Factor: Add/Subtract (°C) 0.0

Cooler Temp Corrected (°C): 2.5

Temp should be above freezing to 6°C

☐ Samples out of temp criteria. Samples on ice, cooling process has begun

USDA Regulated Soil (☐ N/A, water sample)

Did samples originate in a quarantine zone within the United States: CA, NY, or SC (check maps)? ☐ Yes ☐ No

Did samples originate from a foreign source internationally, including Hawaii and Puerto Rico)? ☐ Yes ☐ No

				Comments/Discrepancy:
Chain of Custody Present?	☑ Yes	☐ No	☐ N/A	1.
Samples Arrived within Hold Time?	☑ Yes	☐ No	☐ N/A	2
Short Hold Time Analysis (<72 hr.)?	☐ Yes	☑ No	☐ N/A	3
Rush Turn Around Time Requested?	☐ Yes	☑ No	☐ N/A	4.
Sufficient Volume?	☑ Yes	☐ No	☐ N/A	5
Correct Containers Used?	☑ Yes	☐ No	☐ N/A	6
-Pace Containers Used?	☑ Yes	☐ No	☐ N/A	
Containers Intact?	☑ Yes	☐ No	☐ N/A	7.
Dissolved analysis: Samples Field Filtered?	☐ Yes	☐ No	☑ N/A	8
Sample Labels Match COC?	☑ Yes	☐ No	☐ N/A	9
-Includes Date/Time/ID/Analysis Matrix: W				
Headspace in VOA Vials (>5-6mm)?	☐ Yes	☐ No	☑ N/A	10
Trip Blank Present?	☐ Yes	☐ No	☑ N/A	11
Trip Blank Custody Seals Present?	☐ Yes	☐ No	☑ N/A	

COMMENTS/SAMPLE DISCREPANCY

Field Data Required? ☐ Yes ☐ No

Lot ID of split containers

CLIENT NOTIFICATION/RESOLUTION

pH Strip Lot# 10D4611

Person contacted: Date/Time

Project Manager SCURF Review: Date:

Project Manager SRF Review: Date:

WO# : 92623529

PM: NMG Due Date: 09/23/22

CLIENT: GA-GA Power

*Check mark top half of box if pH and/or dechlorination is verified and within the acceptance range for preservation samples.

Project #

Exceptions: VOA, Coliform, TOC, Oil and Grease, DRO/8015 (water) DOC, LLHg

**Bottom half of box is to list number of bottles

***Check all unpreserved Nitrates for chlorine

Item#	BP4U-125 mL Plastic Unpreserved (N/A) (Cl-)	BP3U-250 mL Plastic Unpreserved (N/A)	BP2U-500 mL Plastic Unpreserved (N/A)	BP1U-1 liter Plastic Unpreserved (N/A)	BP4S-125 mL Plastic H2SO4 (pH < 2) (Cl-)	BP3N-250 mL plastic HNO3 (pH < 2)	BP4Z-125 mL Plastic ZN Acetate & NaOH (>9)	BP4B-125 mL Plastic NaOH (pH > 12) (Cl-)	WGFU-Wide-mouthed Glass jar Unpreserved	AG1U-1 liter Amber Unpreserved (N/A) (Cl-)	AG1H-1 liter Amber HCl (pH < 2)	AG3U-250 mL Amber Unpreserved (N/A) (Cl-)	AG1S-1 liter Amber H2SO4 (pH < 2)	AG3S-250 mL Amber H2SO4 (pH < 2)	DG94-250 mL Amber NH4Cl (N/A)(Cl-)	DG9H-40 mL VOA HCl (N/A)	VG9T-40 mL VOA Na2S2O3 (N/A)	VG9U-40 mL VOA Unpreserved (N/A)	DG9V-40 mL VOA H3PO4 (N/A)	DG9S-40 mL VOA H2SO4 (N/A)	V/GK (3 vials per kit)-VPH/Gas kit (N/A)	SP5T-125 mL Sterile Plastic (N/A – lab)	SP2T-250 mL Sterile Plastic (N/A – lab)	BP1N	BP3R-250 mL Plastic (NH2)2SO4 (9.3-9.7)	AG0U-100 mL Amber Unpreserved (N/A) (Cl-)	VSGU-20 mL Scintillation vials (N/A)	DG9U-40 mL Amber Unpreserved vials (N/A)
1		1	1			1																		2					
2		1	1			1																		2					
3		1	1			1																		2					
4		1	1			1																		2					
5		1	1			1																		2					
6		1	1			1																		2					
7																													
8																													
9																													
10																													
11																													
12																													

pH Adjustment Log for Preserved Samples

Sample ID	Type of Preservative	pH upon receipt	Date preservation adjusted	Time preservation adjusted	Amount of Preservative added	Lot #

Note: Whenever there is a discrepancy affecting North Carolina compliance samples, a copy of this form will be sent to the North Carolina DENR Certification Office (i.e. Out of hold, incorrect preservative, out of temp, incorrect containers.

Pace

DC#_Title: ENV-FRM-HUN1-0083 v01_Sample Condition Upon Receipt

Effective Date: 05/12/2022

Laboratory receiving samples:

Asheville ☐ Eden ☐ Greenwood ☐ Huntersville ☐ Raleigh ☐ M ☐ ☐

WO# : 92623529

PM: NMG Due Date: 09/23/22

CLIENT: GA-GA Power

Sample Condition Upon Receipt

Client Name: Ga Power

Project #

Courier: ☑ Commercial ☐ Fed Ex ☐ UPS ☐ USPS ☐ Client ☐ Pace ☐ Other:

Custody Seal Present? ☐ Yes ☑ No Seals Intact? ☐ Yes ☐ No

Date/Initials Person Examining Contents: 9/2/22 JM

Packing Material: ☐ Bubble Wrap ☐ Bubble Bags ☐ None ☑ Other

Biological Tissue Frozen? ☐ Yes ☐ No, ☑ N/A

Thermometer: ☐ IR Gun ID: 214

Type of Ice: ☑ Wet ☐ Blue ☐ None

Cooler Temp: 4.3 Correction Factor: Add/Subtract (°C) 0.6

Cooler Temp Corrected (°C): 4.3

Temp should be above freezing to 6°C

☐ Samples out of temp criteria. Samples on ice, cooling process has begun

USDA Regulated Soil (☐ N/A, water sample)

Did samples originate in a quarantine zone within the United States: CA, NY, or SC (check maps)? ☐ Yes ☐ No

Did samples originate from a foreign source (internationally including Hawaii and Puerto Rico)? ☐ Yes ☐ No

				Comments/Discrepancy:
Chain of Custody Present?	☑ Yes	☐ No	☐ N/A	1.
Samples Arrived within Hold Time?	☑ Yes	☐ No	☐ N/A	2.
Short Hold Time Analysis (<72 hr.)?	☐ Yes	☑ No	☐ N/A	3.
Rush Turn Around Time Requested?	☐ Yes	☑ No	☐ N/A	4.
Sufficient Volume?	☑ Yes	☐ No	☐ N/A	5.
Correct Containers Used?	☑ Yes	☐ No	☐ N/A	6.
-Pace Containers Used?	☑ Yes	☐ No	☐ N/A	
Containers Intact?	☑ Yes	☐ No	☐ N/A	7.
Dissolved analysis: Samples Field Filtered?	☐ Yes	☐ No	☑ N/A	8.
Sample Labels Match COC?	☑ Yes	☐ No	☐ N/A	9.
-Includes Date/Time/ID/Analysis Matrix: WG				
Headspace in VOA Vials (>5-6mm)?	☐ Yes	☐ No	☑ N/A	10.
Trip Blank Present?	☐ Yes	☐ No	☑ N/A	11.
Trip Blank Custody Seals Present?	☐ Yes	☐ No	☑ N/A	

COMMENTS/SAMPLE DISCREPANCY

Field Data Required? ☐ Yes ☐ No

Lot ID of split containers:

CLIENT NOTIFICATION/RESOLUTION

pH Strip Lot# 10D4611

Person contacted: Date/Time:

Project Manager SCURF Review: Date:

Project Manager SRF Review: Date:

WO# : 92623529

PM: NMG Due Date: 09/23/22

CLIENT: GA-GA Power

Check mark top half of box if pH and/or dechlorination is verified and within the acceptance range for preservation samples.

Project #

Exceptions: VOA, Coliform, TOC, O&G, and Grease, DRO/8015 (water) DOC, LLHg

*Bottom half of box is to list number of bottles

**Check all unpreserved Nitrates for chlorine

Item#	BP4U-125 mL Plastic Unpreserved (N/A) (Cl-)	BP3U-250 mL Plastic Unpreserved (N/A)	BP2U-500 mL Plastic Unpreserved (N/A)	BP1U-1 liter Plastic Unpreserved (N/A)	BP4S-125 mL Plastic H2SO4 (pH < 2) (Cl-)	BP3N-250 mL plastic HNO3 (pH < 2)	BP4Z-125 mL Plastic Zn Acetate & NaOH (>9)	BP4B-125 mL Plastic NaOH (pH > 12) (Cl-)	WGFU-Wide-mouthed Glass Jar Unpreserved	AG1U-1 liter Amber Unpreserved (N/A) (Cl-)	AG1H-1 liter Amber HCl (pH < 2)	AG3U-250 mL Amber Unpreserved (N/A) (Cl-)	AG1S-1 liter Amber H2SO4 (pH < 2)	AG3S-250 mL Amber H2SO4 (pH < 2)	DG9H-250 mL Amber NaHSO (N/A)(Cl-)	DG9H-40 mL VOA HCl (N/A)	VG9T-40 mL VOA Na2S2O3 (N/A)	VG9U-40 mL VOA Unpreserved (N/A)	DG9V-40 mL VOA H3PO4 (N/A)	DG9S-40 mL VOA H2SO4 (N/A)	V/GK (3 vials per kit)-VPH/Gas kit (N/A)	SP5T-125 mL Sterile Plastic (N/A - lab)	SP2T-250 mL Sterile Plastic (N/A - lab)	BRIN	BP3R-250 mL Plastic (NH4)2SO4 (9.3<pH<9.7)	AG0U-100 mL Amber Unpreserved (N/A) (Cl-)	VSGU-20 mL Scintillation vials (N/A)	DG9U-40 mL Amber Unpreserved vials (N/A)
1		1	1			1																			1			
2		1	1			1																			1			
3		1	1			1																			1			
4		1	1			1																			1			
5		1	1			1																			1			
6		1	1			1																			1			
7		1	1			1																			1			
8		1	1			1																			1			
9		1	1			1																			1			
10		1	1			1																			1			
11		1	1			1																			1			
12		1	1			1																			1			

pH Adjustment Log for Preserved Samples

Sample ID	Type of Preservative	pH upon receipt	Date preservation adjusted	Time preservation adjusted	Amount of Preservative added	Lot #

Note: Whenever there is a discrepancy affecting North Carolina compliance samples, a copy of this form will be sent to the North Carolina DENR Certification Office (i.e. Out of hold, incorrect preservative, out of temp, incorrect containers.

WO#: 92623529

PM: NMG Due Date: 09/23/22

CLIENT: GA-GA Power

Check mark top half of box if pH and/or dechlorination is verified and within the acceptance range for preservation samples.

Exceptions: VOA, Coliform, TOC, Oil and Grease, DRO/8015 (water) DOC, LLHg

Project

*Bottom half of box is to list number of bottles

**Check all unpreserved Nitrates for chlorine

Item#	BP4U-125 mL Plastic Unpreserved (N/A) (Cl-)	BP3U-250 mL Plastic Unpreserved (N/A)	BP2U-500 mL Plastic Unpreserved (N/A)	BP1U-1 liter Plastic Unpreserved (N/A)	BP4S-125 mL Plastic H2SO4 (pH < 2) (Cl-)	BP3N-250 mL plastic HNO3 (pH < 2)	BP4Z-125 mL Plastic ZN Acetate & NaOH (>9)	BP4B-125 mL Plastic NaOH (pH > 12) (Cl-)	WGFU-Wide-mouthed Glass Jar Unpreserved	AG1U-1 liter Amber Unpreserved (N/A) (Cl-)	AG1H-1 liter Amber HCl (pH < 2)	AG3U-250 mL Amber Unpreserved (N/A) (Cl-)	AG1S-1 liter Amber H2SO4 (pH < 2)	AG3S-250 mL Amber H2SO4 (pH < 2)	DG9B-250 mL Amber NaHSO4 (N/A)(Cl-)	DG9H-40 mL VOA HCl (N/A)	VG9T-40 mL VOA Na2S2O3 (N/A)	VG9U-40 mL VOA Unpreserved (N/A)	DG9V-40 mL VOA H3PO4 (N/A)	DG9S-40 mL VOA H2SO4 (N/A)	V/GK (3 vials per kit)-VPH/Gas kit (N/A)	SP5T-125 mL Sterile Plastic (N/A - lab)	SP2T-250 mL Sterile Plastic (N/A - lab)	SPIN	BP3N-250 mL Plastic (NH2)2SO4 (9.3 to 7)	AG0U-100 mL Amber Unpreserved (N/A) (Cl-)	V5GU-20 mL Scintillation vials (N/A)	DG9U-40 mL Amber Unpreserved vials (N/A)
1		1	1			1																		1				
2		1	1			1																		1				
3		1	1			1																		1				
4		1	1			1																		1				
5		1	1			1																		1				
6		1	1			1																		1				
7																												
8																												
9																												
10																												
11																												
12																												

pH Adjustment Log for Preserved Samples

Sample ID	Type of Preservative	pH upon receipt	Date preservation adjusted	Time preservation adjusted	Amount of Preservative added	Lot #

Note: Whenever there is a discrepancy affecting North Carolina compliance samples, a copy of this form will be sent to the North Carolina DENR Certification Office (i.e. Out of hold, incorrect preservative, out of temp, incorrect containers.

CHAIN-OF-CUSTODY / Analytical Request Document

The Chain-of-Custody is a LEGAL DOCUMENT. All relevant fields must be completed accurately.

Page: 1 Of 1

Section A — Required Client Information:

Company:	GA Power
Address:	Atlanta, GA
Email To:	laucolser@southernco.com
Phone:	470.620.6176
Fax:	
Requested Due Date:	

Section B — Required Project Information:

Report To:	SCS Contacts
Copy To:	Arcadis Contacts
Purchase Order #:	
Project Name:	Plant Yates AMA-RS
Project Number:	

Section C — Invoice Information:

Attention:	Southern Co.
Company Name:	
Address:	
Pace Quote:	
Pace Project Manager:	
Pace Profile #:	10840

Regulatory Agency: | State / Location: Georgia

ITEM #	SAMPLE ID (One Character per box. (A-Z, 0-9 / , -) Sample Ids must be unique)	MATRIX CODE (see valid codes to left)	SAMPLE TYPE (G=GRAB C=COMP)	COLLECTED START DATE	COLLECTED START TIME	COLLECTED END DATE	COLLECTED END TIME	SAMPLE TEMP AT COLLECTION	# OF CONTAINERS	Preservatives: Unpreserved	H2SO4	HNO3	HCl	NaOH	Na2S2O3	Methanol	Other	Analysis Test: App III/IV Metals	Cl, F, SO4	TDS (2540C)	RAD 9315/9320	Residual Chlorine (Y/N)	
1	YAMW-4	WG	G			–	–		5	2		3						X	X	X	X		pH:
2	YAMW-5	WG	G			–	–		5	2		3						X	X	X	X		pH:
3	PZ-37	WG	G			–	–		5	2		3						X	X	X	X		pH:
4	AMA-DUP-3	WG	G			–	–		5	2		3						X	X	X	X		pH:
5	PZ-37D	WG	G			–	–		5	2		3						X	X	X	X		pH:
6	PZ-51	WG	G			–	–		5	2		3						X	X	X	X		pH:
7	PZ-52D	WG	G			–	–		5	2		3						X	X	X	X		pH:
8	PZ-35	WG	G	8/31	1732	–	–		5	2		3						X	X	X	X		pH:
9	AMA-EB-1	WG	G			–	–		5	2		3						X	X	X	X		pH: 5.28
10	AMA-EB-2	WG	G			–	–		5	2		3						X	X	X	X		pH:
11	AMA-FB-1	WG	G			–	–		5	2		3						X	X	X	X		pH:
12	AMA-FB-2	WG	G			–	–		5	2		3						X	X	X	X		pH:

ADDITIONAL COMMENTS	RELINQUISHED BY / AFFILIATION	DATE	TIME	ACCEPTED BY / AFFILIATION	DATE	TIME	SAMPLE CONDITIONS: TEMP in C	Received on Ice (Y/N)	Custody Sealed Cooler (Y/N)	Samples Intact (Y/N)
Anions Suite 300.0 (Cl, F, Sulfate)	Jessica Ware	9/1/22	0800	[signature]	9/1/22	0800				
App III Metals: Boron 6020B, Ca 6010D	[signature]			Ryan Williams / Pace	9/1/22	0925				
App IV: Metals 6020B: Antimony (Sb), Arsenic (As), Barium (Ba), Beryllium (Be), Cadmium (Cd), Chromium (Cr), Cobalt (Co), Lead (Pb), Lithium (Li), Molybdenum (Mo), Selenium (Se) 7040A: Mercury (Hg)	Ryan Williams / Pace	9/1/22	1053	[signature]	9/1/22	1053				

SAMPLER NAME AND SIGNATURE

PRINT Name of SAMPLER: Jessica Ware

SIGNATURE of SAMPLER: Jessica Ware

DATE Signed: 9/1/22

CHAIN-OF-CUSTODY / Analytical Request Document

The Chain-of-Custody is a LEGAL DOCUMENT. All relevant fields must be completed accurately.

Page : 1 Of 1

Section A — Required Client Information:

Company:	GA Power
Address:	Atlanta, GA
Email To:	lsucoker@southernco.com
Phone:	470.620.8176 Fax:
Requested Due Date:	

Section B — Required Project Information:

Report To:	SCS Contacts
Copy To:	Arcadia Contacts
Purchase Order #:	
Project Name:	Plant Yates AMA-R6
Project Number:	

Section C — Invoice Information:

Attention:	Southern Co.
Company Name:	
Address:	
Pace Quote:	
Pace Project Manager:	Nicole D'Oleo
Pace Profile #:	10840

Signature of Applicant:

State / Location: Georgia

ITEM #	SAMPLE ID (One Character per box. (A-Z, 0-9 / , -) Sample Ids must be unique)	MATRIX CODE (Drinking Water DW, Water WT, Waste Water WW, Product P, Soil/Solid SL, Oil OL, Wipe WP, Air AR, Other OT, Tissue TS)	SAMPLE TYPE (G=GRAB C=COMP)	COLLECTED START DATE	COLLECTED START TIME	COLLECTED END DATE	COLLECTED END TIME	SAMPLE TEMP AT COLLECTION	# OF CONTAINERS	Preservatives: Unpreserved	H2SO4	HNO3	HCl	NaOH	Na2S2O3	Methanol	Other	App III/IV Metals	Cl, F, SO4	TDS (2540C)	RAD 9315/9320	Residual Chlorine (Y/N)	
1	YGWC-23S	WG	G			–	–		5	2		3						X	X	X	X		pH:
2	YAMW-1	WG	G	8/3/22	~~1750~~	←	1750		5	2		3						X	X	X	X		pH: 5.64
3	AMA-DUP-1	WG	G	8/3/22	1750	–	–		5	2		3						X	X	X	X		pH: 5.64
4	YGWC-36A	WG	G			–	–		5	2		3						X	X	X	X		pH:
5	YGWC-49	WG	G			–	–		5	2		3						X	X	X	X		pH:
6	YGWC-38	WG	G			–	–		5	2		3						X	X	X	X		pH:
7	AMA-DUP-2	WG	G			–	–		5	2		3						X	X	X	X		pH:
8	YGWC-41	WG	G			–	–		5	2		3						X	X	X	X		pH:
9	YGWC-42	WG	G			–	–		5	2		3						X	X	X	X		pH:
10	YGWC-43	WG	G			–	–		5	2		3						X	X	X	X		pH:
11	YAMW-2	WG	G			–	–		5	2		3						X	X	X	X		pH:
12	YAMW-3	WG	G			–	–		5	2		3						X	X	X	X		pH:

ADDITIONAL COMMENTS	RELINQUISHED BY / AFFILIATION	DATE	TIME	ACCEPTED BY / AFFILIATION	DATE	TIME	SAMPLE CONDITIONS
Anions Suite 300.0 (Cl, F, Sulfate)	[signature] /Arcadia	9/1/22	0830	[signature]	9/1/22	0830	
App III Metals: Boron 6020B, Ca 6010D	[signature] Ars	9/1/22		Ryan Williams / Pace	9/1/22	0905	
App IV: Metals 6020B: Antimony (Sb), Arsenic (As), Barium (Ba), Beryllium (Be), Cadmium (Cd), Chromium (Cr), Cobalt (Co), Lead (Pb), Lithium (Li), Molybdenum (Mo), Selenium (Se) 7040A: Mercury (Hg)	Ryan Williams / Pace	9/1/22	1055	[signature]	9/1/22	1055	

SAMPLER NAME AND SIGNATURE

PRINT Name of SAMPLER: David Prouts

SIGNATURE of SAMPLER: [signature] DATE Signed: 8/3/22

TEMP in C | Received on Ice (Y/N) | Custody Sealed Cooler (Y/N) | Samples Intact (Y/N)

CHAIN-OF-CUSTODY / Analytical Request Document

The Chain-of-Custody is a LEGAL DOCUMENT. All relevant fields must be completed accurately.

Page: 2 of 2

Section A Required Client Information:		Section B Required Project Information:		Section C Invoice Information:	
Company:	GA Power	Report To:	SCS Contacts	Attention:	Southern Co.
Address:	Atlanta, GA	Copy To:	Arcadis Contacts	Company Name:	
				Address:	
Email To:	laucoher@southernco.com	Purchase Order #:		Pace Quote:	
Phone:	470.620.6176 Fax	Project Name:	Plant Yates AMA-R6	Pace Project Manager:	
Requested Due Date:		Project Number:		Pace Profile #:	10840

Requisitioning Agency: | Sales Location: Georgia

ITEM #	SAMPLE ID (One Character per box. (A-Z, 0-9 / , -) Sample Ids must be unique)	MATRIX CODE (see valid codes to left)	SAMPLE TYPE (G=GRAB C=COMP)	COLLECTED START DATE	COLLECTED START TIME	COLLECTED END DATE	COLLECTED END TIME	SAMPLE TEMP AT COLLECTION	# OF CONTAINERS	Unpreserved	H2SO4	HNO3	HCl	NaOH	Na2S2O3	Methanol	Other	App III/IV Metals	Cl, F, SO4	TDS (2540C)	RAD 9315/9320	Residual Chlorine (Y/N)	
1	YAMW-4	WG	G			-	-		5	2		3						X	X	X	X		pH:
2	YAMW-5	WG	G			-	-		5	2		3						X	X	X	X		pH:
3	PZ-37	WG	G			-	-		5	2		3						X	X	X	X		pH:
4	AMA-DUP-3	WG	G			-	-		5	2		3						X	X	X	X		pH:
5	PZ-37D	WG	G			-	-		5	2		3						X	X	X	X		pH:
6	PZ-51	WG	G			-	-		5	2		3						X	X	X	X		pH:
7	PZ-52D	WG	G			-	-		5	2		3						X	X	X	X		pH:
8	PZ-35	WG	G			-	-		5	2		3						X	X	X	X		pH:
9	AMA-EB-1	WG	G	8/31	1800	-	-		5	2		3						X	X	X	X		pH:
10	AMA-EB-2	WG	G			-	-		5	2		3						X	X	X	X		pH:
11	AMA-FB-1	WG	G	8/31	1750	-	-		5	2		3						X	X	X	X		pH:
12	AMA-FB-2	WG	G			-	-		5	2		3						X	X	X	X		pH:

ADDITIONAL COMMENTS	RELINQUISHED BY / AFFILIATION	DATE	TIME	ACCEPTED BY / AFFILIATION	DATE	TIME	SAMPLE CONDITIONS
Anions Suite 300.0 (Cl, F, Sulfate)	[signature] /Arcadis	9/1/22	0800	[signature]	9/1/22	0800	
App III Metals: Boron 6020B, Ca 6010D	[signature] /Pace	9/1/22	0800	Ryan Williams /Pace	9/1/22	0905	
App IV: Metals 6020B: Antimony (Sb), Arsenic (As), Barium (Ba), Beryllium (Be), Cadmium (Cd), Chromium (Cr), Cobalt (Co), Lead (Pb), Lithium (Li), Molybdenum (Mo), Selenium (Se) 7040A: Mercury (Hg)	Ryan Williams /Pace	9/1/22	1056	[signature]	9/1/22	1056	

SAMPLER NAME AND SIGNATURE

PRINT Name of SAMPLER: Jake Swanson

SIGNATURE of SAMPLER: [signature] DATE Signed: 9/1/22

TEMP in C | Received on Ice (Y/N) | Custody Sealed Cooler (Y/N) | Samples Intact (Y/N)

CHAIN-OF-CUSTODY / Analytical Request Document

The Chain-of-Custody is a LEGAL DOCUMENT. All relevant fields must be completed accurately.

Page: 1 of 2

Section A
Required Client Information:

Company:	GA Power
Address:	Atlanta, GA
Email To:	[illegible]@southernco.com
Phone:	470.620.6176 Fax:
Requested Due Date:	

Section B
Required Project Information:

Report To:	SCS Contacts
Copy To:	Arcadis Contacts
Purchase Order #:	
Project Name:	Plant Yates AMA-RS
Project Number:	

Section C
Invoice Information:

Attention:	Southern Co.
Company Name:	
Address:	
Pace Quote:	
Pace Project Manager:	Nicole D'Oleo
Pace Profile #:	10840

Regulatory Agency: | State / Location: | Decrypts

ITEM #	SAMPLE ID (One Character per Box. (A-Z, 0-9 / , -) Sample Ids must be unique)	MATRIX CODE (see valid codes to left)	SAMPLE TYPE (G=GRAB)	COLLECTED START DATE	COLLECTED START TIME	COLLECTED END DATE	COLLECTED END TIME	SAMPLE TEMP AT COLLECTION	# OF CONTAINERS	Unpreserved	H2SO4	HNO3	HCl	NaOH	Na2S2O3	Methanol	Other	App IV/IV Metals	Cl, F, SO4	TDS (2540C)	RAD 9315/9320	Residual Chlorine (Y/N)	3532
1	YGWC-23S	WG	G			–	–		5	2		3							X	X	X	X		pH:
2	YAMW-1	WG	G			–	–		5	2		3							X	X	X	X		pH:
3	AMA-DUP-1	WG	G			–	–		5	2		3							X	X	X	X		pH:
4	YGWC-36A	WG	G			–	–		5	2		3							X	X	X	X		pH:
5	YGWC-49	WG	G	8/3	1700	–	–		5	2		3							X	X	X	X		pH: 5.34
6	YGWC-38	WG	G			–	–		5	2		3							X	X	X	X		pH:
7	AMA-DUP-2	WG	G			–	–		5	2		3							X	X	X	X		pH:
8	YGWC-41	WG	G			–	–		5	2		3							X	X	X	X		pH:
9	YGWC-42	WG	G			–	–		5	2		3							X	X	X	X		pH:
10	YGWC-43	WG	G			–	–		5	2		3							X	X	X	X		pH:
11	YAMW-2	WG	G			–	–		5	2		3							X	X	X	X		pH:
12	YAMW-3	WG	G			–	–		5	2		3							X	X	X	X		pH:

ADDITIONAL COMMENTS	RELINQUISHED BY / AFFILIATION	DATE	TIME	ACCEPTED BY / AFFILIATION	DATE	TIME	SAMPLE CONDITIONS
Anions Sulfate 300.0 (Cl, F, Sulfate)	[signature] Arcadis	9/1/22	0800	[signature] / Ars	9/1/22	0800	
App III Metals: Boron 6020B, Ca 6010D	[signature] / Ars	9/1/22		Ryan Williams / Pace	9/1/22	0905	
App IV: Metals 6020B: Antimony (Sb), Arsenic (As), Barium (Ba), Beryllium (Be), Cadmium (Cd), Chromium (Cr), Cobalt (Co), Lead (Pb), Lithium (Li), Molybdenum (Mo), Selenium (Se) 7040A: Mercury (Hg)	Ryan Williams / Pace	9/1/22	1053	[signature]	9/1/22	1052	

SAMPLER NAME AND SIGNATURE

PRINT Name of SAMPLER: Jake Swanson

SIGNATURE of SAMPLER: [signature] DATE Signed: 9/1/22

TEMP in C | Received on Ice (Y/N) | Custody Sealed Cooler (Y/N) | Samples Intact (Y/N)

CHAIN-OF-CUSTODY / Analytical Request Document

The Chain-of-Custody is a LEGAL DOCUMENT. All relevant fields must be completed accurately.

Page: 1 Of 2

Section A Required Client Information:		Section B Required Project Information:		Section C Invoice Information:	
Company:	GA Power	Report To:	SCS Contacts	Attention:	Southern Co.
Address:	Atlanta, GA	Copy To:	Arcadis Contacts	Company Name:	
				Address:	
Email To:	laucoken@southernco.com	Purchase Order #:		Pace Quote:	
Phone: 470.620.6176	Fax	Project Name:	Plant Yates AMA-R6	Pace Project Manager:	Nicole D'Oleo
Requested Due Date:		Project Number:		Pace Profile #:	10840

Requested Analysis Filtered (Y/N)

ITEM #	SAMPLE ID (One Character per box. (A-Z, 0-9 / , -) Sample Ids must be unique)	MATRIX CODE (see valid codes to left)	SAMPLE TYPE (G=GRAB C=COMP)	COLLECTED START DATE	COLLECTED START TIME	COLLECTED END DATE	COLLECTED END TIME	SAMPLE TEMP AT COLLECTION	# OF CONTAINERS	Unpreserved	H2SO4	HNO3	HCl	NaOH	Na2S2O3	Methanol	Other	App IV/V Metals	Cl, F, SO4	TDS (2540C)	RAD 9315/9320	Residual Chlorine (Y/N)	3532
1	YGWC-23S	WG	G			–	–		5	2		3						X	X	X	X		pH:
2	YAMW-1	WG	G			–	–		5	2		3						X	X	X	X		pH:
3	AMA-DUP-1	WG	G			–	–		5	2		3						X	X	X	X		pH:
4	YGWC-36A	WG	G			–	–		5	2		3						X	X	X	X		pH:
5	YGWC-49	WG	G	8/31	1700	–	–		5	2		3						X	X	X	X		pH: 5.34
6	YGWC-38	WG	G			–	–		5	2		3						X	X	X	X		pH:
7	AMA-DUP-2	WG	G			–	–		5	2		3						X	X	X	X		pH:
8	YGWC-41	WG	G			–	–		5	2		3						X	X	X	X		pH:
9	YGWC-42	WG	G			–	–		5	2		3						X	X	X	X		pH:
10	YGWC-43	WG	G			–	–		5	2		3						X	X	X	X		pH:
11	YAMW-2	WG	G			–	–		5	2		3						X	X	X	X		pH:
12	YAMW-3	WG	G			–	–		5	2		3						X	X	X	X		pH:

ADDITIONAL COMMENTS	RELINQUISHED BY / AFFILIATION	DATE	TIME	ACCEPTED BY / AFFILIATION	DATE	TIME	SAMPLE CONDITIONS
Anions Suite 300.0 (Cl, F, Sulfate)	[signature] / Arcadis	9/1/22	0800	[signature] / AWS	9/1/22	0800	
App III Metals: Boron 6020B, Ca 6010D	[signature] / AWS	9/1/22		Ryan Williams / Pace	9/1/22	0905	
App IV: Metals 6020B: Antimony (Sb), Arsenic (As), Barium (Ba), Beryllium (Be), Cadmium (Cd), Chromium (Cr), Cobalt (Co), Lead (Pb), Lithium (Li), Molybdenum (Mo), Selenium (Se) 7040A: Mercury (Hg)	Ryan Williams / Pace	9/1/22	1056	[signature]	9/1/22	1052	

SAMPLER NAME AND SIGNATURE

PRINT Name of SAMPLER: Jake Swanson

SIGNATURE of SAMPLER: [signature] DATE Signed: 9/1/22

TEMP in C | Received on Ice (Y/N) | Custody Sealed Cooler (Y/N) | Samples Intact (Y/N)

CHAIN-OF-CUSTODY / Analytical Request Document

The Chain-of-Custody is a LEGAL DOCUMENT. All relevant fields must be completed accurately.

Page: 2 of 2

Section A Required Client Information:		Section B Required Project Information:		Section C Invoice Information:	
Company:	GA Power	Report To:	SCS Contacts	Attention:	Southern Co.
Address:	Atlanta, GA	Copy To:	Arcadis Contacts	Company Name:	
				Address:	
Email To:	lsuccolar@southernco.com	Purchase Order #:		Pace Quote:	
Phone:	470.620.6176 Fax	Project Name:	Plant Yates AMA-R6	Pace Project Manager:	
Requested Due Date:		Project Number:		Pace Profile #:	10840

ITEM #	SAMPLE ID (One Character per box. (A-Z, 0-9 / , -) Sample IDs must be unique)	MATRIX CODE (use valid codes to left)	SAMPLE TYPE (G=GRAB C=COMP)	COLLECTED START DATE	COLLECTED START TIME	COLLECTED END DATE	COLLECTED END TIME	SAMPLE TEMP AT COLLECTION	# OF CONTAINERS	Preservatives: Unpreserved	H2SO4	HNO3	HCl	NaOH	Na2S2O3	Methanol	Other	Analysis Test: App III/IV Metals	Cl, F, SO4	TDS (2540C)	RAD 903.1/9320	Residual Chlorine (Y/N)	pH
1	YAMW-4	WG	G			-	-		5	2		3						X	X	X	X		pH:
2	YAMW-5	WG	G			-	-		5	2		3						X	X	X	X		pH:
3	PZ-37	WG	G			-	-		5	2		3						X	X	X	X		pH:
4	AMA-DUP-3	WG	G			-	-		5	2		3						X	X	X	X		pH:
5	PZ-37D	WG	G			-	-		5	2		3						X	X	X	X		pH:
6	PZ-51	WG	G			-	-		5	2		3						X	X	X	X		pH:
7	PZ-52D	WG	G			-	-		5	2		3						X	X	X	X		pH:
8	PZ-35	WG	G			-	-		5	2		3						X	X	X	X		pH:
9	AMA-EB-1	WG	G	8/31	1300	-	-		5	2		3						X	X	X	X		pH:
10	AMA-EB-2	WG	G			-	-		5	2		3						X	X	X	X		pH:
11	AMA-FB-1	WG	G	8/31	1750	-	-		5	2		3						X	X	X	X		pH:
12	AMA-FB-2	WG	G			-	-		5	2		3						X	X	X	X		pH:

ADDITIONAL COMMENTS	RELINQUISHED BY / AFFILIATION	DATE	TIME	ACCEPTED BY / AFFILIATION	DATE	TIME	SAMPLE CONDITIONS
Anions Suite 300.0 (Cl, F, Sulfate)	[signature] Arcadis	9/1/22	0800	[signature]	9/1/22	0820	
App III Metals: Boron 6020B, Ca 6010D	[signature] Ryan Williams / Pace	9/1/22	0820	Ryan Williams / Pace	9/1/22	0820	
App IV: Metals 6020B: Antimony (Sb), Arsenic (As), Barium (Ba), Beryllium (Be), Cadmium (Cd), Chromium (Cr), Cobalt (Co), Lead (Pb), Lithium (Li), Molybdenum (Mo), Selenium (Se) 7040A: Mercury (Hg)	Ryan Williams / Pace	9/1/22	1056	[signature]	9/1/22	1056	

SAMPLER NAME AND SIGNATURE

PRINT Name of SAMPLER: Jake Swanson

SIGNATURE of SAMPLER: [signature] DATE Signed: 9/1/22

TEMP in C	Received on Ice (Y/N)	Custody Sealed Cooler (Y/N)	Samples Intact (Y/N)

CHAIN-OF-CUSTODY / Analytical Request Document

The Chain-of-Custody is a LEGAL DOCUMENT. All relevant fields must be completed accurately.

Page: 1 Of 1

Section A Required Client Information:		Section B Required Project Information:		Section C Invoice Information:	
Company:	GA Power	Report To:	SCS Contacts	Attention:	Southern Co.
Address:	Atlanta, GA	Copy To:	Arcadis Contacts	Company Name:	
				Address:	
Email To:	lsucolvert@southernco.com	Purchase Order #:		Pace Quote:	
Phone:	470.620.8176 Fax:	Project Name:	Plant Yates AMA-R6	Pace Project Manager:	Nicole D'Oleo
Requested Due Date:		Project Number:		Pace Profile #:	10840

Requested Analysis Filtered (Y/N)

Site Location: Georgia

ITEM #	SAMPLE ID (One Character per box. (A-Z, 0-9 / , -) Sample Ids must be unique)	MATRIX CODE (Drinking Water DW, Water WT, Waste Water WW, Product P, Soil/Solid SL, Oil OL, Wipe WP, Air AR, Other OT, Tissue TS)	MATRIX CODE (see valid codes to left)	SAMPLE TYPE (G=GRAB C=COMP)	COLLECTED START DATE	COLLECTED START TIME	COLLECTED END DATE	COLLECTED END TIME	SAMPLE TEMP AT COLLECTION	# OF CONTAINERS	Preservatives: Unpreserved	H2SO4	HNO3	HCl	NaOH	Na2S2O3	Methanol	Other	App IIIV Metals	Cl, F, SO4	TDS (2540C)	RAD 9315/9320	Residual Chlorine (Y/N)	
1	YGWC-23S		WG	G			–	–		5	2		3						X	X	X	X		pH:
2	YAMW-1		WG	G	8/9/22	1750	←	1750		5	2		3						X	X	X	X		pH: 5.64
3	AMA-DUP-1		WG	G	8/9/22	1750	–	–		5	2		3						X	X	X	X		pH: 5.64
4	YGWC-38A		WG	G			–	–		5	2		3						X	X	X	X		pH:
5	YGWC-49		WG	G			–	–		5	2		3						X	X	X	X		pH:
6	YGWC-38		WG	G			–	–		5	2		3						X	X	X	X		pH:
7	AMA-DUP-2		WG	G			–	–		5	2		3						X	X	X	X		pH:
8	YGWC-41		WG	G			–	–		5	2		3						X	X	X	X		pH:
9	YGWC-42		WG	G			–	–		5	2		3						X	X	X	X		pH:
10	YGWC-43		WG	G			–	–		5	2		3						X	X	X	X		pH:
11	YAMW-2		WG	G			–	–		5	2		3						X	X	X	X		pH:
12	YAMW-3		WG	G			–	–		5	2		3						X	X	X	X		pH:

ADDITIONAL COMMENTS	RELINQUISHED BY / AFFILIATION	DATE	TIME	ACCEPTED BY / AFFILIATION	DATE	TIME	SAMPLE CONDITIONS
Anions Suite 300.0 (Cl, F, Sulfate)	[signature] Arcadis	9/1/22	0830	[signature]	9/1/22	0830	
App III Metals: Boron 6020B, Ca 6010D	[signature] Ars	9/1/22		Ryan Williams / Pace	9/1/22	0905	
App IV: Metals 6020B: Antimony (Sb), Arsenic (As), Barium (Ba), Beryllium (Be), Cadmium (Cd), Chromium (Cr), Cobalt (Co), Lead (Pb), Lithium (Li), Molybdenum (Mo), Selenium (Se) 7040A: Mercury (Hg)	Ryan Williams / Pace	9/1/22	1055	[signature]	9/1/22	1055	

SAMPLER NAME AND SIGNATURE

PRINT Name of SAMPLER: David Prouty

SIGNATURE of SAMPLER: [signature] DATE Signed: 8/3/22

TEMP in C | Received on Ice (Y/N) | Custody Sealed Cooler (Y/N) | Samples Intact (Y/N)

CHAIN-OF-CUSTODY / Analytical Request Document

The Chain-of-Custody is a LEGAL DOCUMENT. All relevant fields must be completed accurately.

Page : / Of

Section A — Required Client Information:

Company:	GA Power
Address:	Atlanta, GA
Email To:	laurapier@southernco.com
Phone:	470.620.6178
Fax:	
Requested Due Date:	

Section B — Required Project Information:

Report To:	SCS Contacts
Copy To:	Arcadis Contacts
Purchase Order #:	
Project Name:	Plant Yates AMA-R6
Project Number:	

Section C — Invoice Information:

Attention:	Southern Co.
Company Name:	
Address:	
Pace Quote:	
Pace Project Manager:	
Pace Profile #:	10840

ITEM #	SAMPLE ID (One Character per box. (A-Z, 0-9 / , -) Sample IDs must be unique)	MATRIX CODE (see valid codes to left)	SAMPLE TYPE (G=GRAB C=COMP)	COLLECTED START DATE	COLLECTED START TIME	COLLECTED END DATE	COLLECTED END TIME	SAMPLE TEMP AT COLLECTION	# of CONTAINERS	Preservatives: Unpreserved	H2SO4	HNO3	HCl	NaOH	Na2S2O3	Methanol	Other	Analysis Test: App III/IV Metals	CL, F, SO4	TDS (2540C)	RAD 9315/9320	Residual Chlorine (Y/N)	
1	YAMW-4	WG	G			-	-		5	2		3						X	X	X	X		
2	YAMW-5	WG	G			-	-		5	2		3						X	X	X	X		
3	PZ-37	WG	G			-	-		5	2		3						X	X	X	X		
4	AMA-DUP-3	WG	G			-	-		5	2		3						X	X	X	X		
5	PZ-37D	WG	G			-	-		5	2		3						X	X	X	X		
6	PZ-51	WG	G			-	-		5	2		3						X	X	X	X		
7	PZ-52D	WG	G			-	-		5	2		3						X	X	X	X		
8	PZ-35	WG	G	8/31	1514	-	-		5	2		3						X	X	X	X		
9	AMA-EB-1	WG	G			-	-		5	2		3						X	X	X	X		
10	AMA-EB-2	WG	G			-	-		5	2		3						X	X	X	X		
11	AMA-FB-1	WG	G			-	-		5	2		3						X	X	X	X		
12	AMA-FB-2	WG	G			-	-		5	2		3						X	X	X	X		

ADDITIONAL COMMENTS	RELINQUISHED BY / AFFILIATION	DATE	TIME	ACCEPTED BY / AFFILIATION	DATE	TIME	SAMPLE CONDITIONS
Anions Suite 300.0 (Cl, F, Sulfate)	Jessica Ware Arcadis	9/1/22	0900	Ryan Williams / Pace	9/1/22	0900	
App III Metals: Boron 6020B, Ca 6010D							
App IV: Metals 6020B: Antimony (Sb), Arsenic (As), Barium (Ba), Beryllium (Be), Cadmium (Cd), Chromium (Cr), Cobalt (Co), Lead (Pb), Lithium (Li), Molybdenum (Mo), Selenium (Se) 7040A: Mercury (Hg)	Ryan Williams / Pace	9/1/22	1053		9/1/22	1053	

SAMPLER NAME AND SIGNATURE

PRINT Name of SAMPLER: Jessica Ware

SIGNATURE of SAMPLER: Jessica Ware

DATE Signed: 9/1/22

TEMP in C	Received on Ice (Y/N)	Custody Sealed Cooler (Y/N)	Samples Intact (Y/N)

CHAIN-OF-CUSTODY / Analytical Request Document

The Chain-of-Custody is a LEGAL DOCUMENT. All relevant fields must be completed accurately.

Page : 1 Of 2

Section A Required Client Information:		Section B Required Project Information:		Section C Invoice Information:	
Company:	GA Power	Report To:	SCS Contacts	Attention:	Southern Co.
Address:	Atlanta, GA	Copy To:	Arcadis Contacts	Company Name:	
				Address:	
Email To:	laucoker@southernco.com	Purchase Order #:		Pace Quote:	
Phone:	470.620.6176 Fax	Project Name:	Plant Yates AMA-R6	Pace Project Manager:	Nicole D'Oleo
Requested Due Date:		Project Number:		Pace Profile #:	10840

Regulatory Agency: —

State / Location: Georgia

ITEM #	SAMPLE ID (One Character per box. (A-Z, 0-9 / , -) Sample Ids must be unique)	MATRIX CODE (see valid codes to left)	SAMPLE TYPE (G=GRAB C=COMP)	COLLECTED START DATE	COLLECTED START TIME	COLLECTED END DATE	COLLECTED END TIME	SAMPLE TEMP AT COLLECTION	# OF CONTAINERS	Preservatives: Unpreserved	H2SO4	HNO3	HCl	NaOH	Na2S2O3	Methanol	Other	Y/N	Analyses Test: App III/IV Metals	Cl, F, SO4	TDS (2540C)	RAD 9315/9320	Residual Chlorine (Y/N)	3529
1	YGWC-23S	WG	G			–	–		5	2		3							X	X	X	X		
2	YAMW-1	WG	G			–	–		5	2		3							X	X	X	X		pH:
3	AMA-DUP-1	WG	G			–	–		5	2		3							X	X	X	X		pH:
4	YGWC-36A	WG	G			–	–		5	2		3							X	X	X	X		pH:
5	YGWC-49	WG	G	8/31	1700	–	–		5	2		3							X	X	X	X		pH: 5.34
6	YGWC-38	WG	G			–	–		5	2		3							X	X	X	X		pH:
7	AMA-DUP-2	WG	G			–	–		5	2		3							X	X	X	X		pH:
8	YGWC-41	WG	G			–	–		5	2		3							X	X	X	X		pH:
9	YGWC-42	WG	G			–	–		5	2		3							X	X	X	X		pH:
10	YGWC-43	WG	G			–	–		5	2		3							X	X	X	X		pH:
11	YAMW-2	WG	G			–	–		5	2		3							X	X	X	X		pH:
12	YAMW-3	WG	G			–	–		5	2		3							X	X	X	X		pH:

ADDITIONAL COMMENTS	RELINQUISHED BY / AFFILIATION	DATE	TIME	ACCEPTED BY / AFFILIATION	DATE	TIME	SAMPLE CONDITIONS
Anions Suite 300.0 (Cl, F, Sulfate)	/Arcadis	9/1/22	0000	/AWS	9/1/22	0800	
App III Metals: Boron 6020B, Ca 6010D	Ryan Williams /Pace	9/1/22		Ryan Williams /Pace	9/1/22	0905	
App IV: Metals 6020B: Antimony (Sb), Arsenic (As), Barium (Ba), Beryllium (Be), Cadmium (Cd), Chromium (Cr), Cobalt (Co), Lead (Pb), Lithium (Li), Molybdenum (Mo), Selenium (Se) 7040A: Mercury (Hg)	Ryan Williams /Pace	9/1/22	1053				

SAMPLER NAME AND SIGNATURE

PRINT Name of SAMPLER: Jake Swanson

SIGNATURE of SAMPLER: DATE Signed: 9/1/22

TEMP in C	Received on Ice (Y/N)	Custody Sealed Cooler (Y/N)	Samples Intact (Y/N)

CHAIN-OF-CUSTODY / Analytical Request Document

The Chain-of-Custody is a LEGAL DOCUMENT. All relevant fields must be completed accurately.

Section A Required Client Information:		Section B Required Project Information:		Section C Invoice Information:	
Company:	GA Power	Report To:	SCS Contacts	Attention:	Southern Co.
Address:	Atlanta, GA	Copy To:	Arcadis Contacts	Company Name:	
				Address:	
Email To:	laucoker@southernco.com	Purchase Order #:		Pace Quote:	
Phone:	470.620.6176 Fax	Project Name:	Plant Yates AMA-R6	Pace Project Manager:	
Requested Due Date:		Project Number:		Pace Profile #:	10840

Regulatory Agency	
State / Location	Georgia

ITEM #	SAMPLE ID (One Character per box. (A-Z, 0-9 / ,-) Sample ids must be unique)	MATRIX CODE (see valid codes to left)	SAMPLE TYPE (G=GRAB C=COMP)	COLLECTED START DATE	COLLECTED START TIME	COLLECTED END DATE	COLLECTED END TIME	SAMPLE TEMP AT COLLECTION	# OF CONTAINERS	Preservatives: Unpreserved	H2SO4	HNO3	HCl	NaOH	Na2S2O3	Methanol	Other	Analyses Test Y/N	App III/IV Metals	Cl, F, SO4	TDS (2540C)	RAD 9315/9320	Residual Chlorine (Y/N)
1	YAMW-4	WG	G			-	-		5	2		3						X	X	X	X	X	pH:
2	YAMW-5	WG	G			-	-		5	2		3						X	X	X	X	X	pH:
3	PZ-37	WG	G			-	-		5	2		3						X	X	X	X	X	pH:
4	AMA-DUP-3	WG	G			-	-		5	2		3						X	X	X	X	X	pH:
5	PZ-37D	WG	G			-	-		5	2		3						X	X	X	X	X	pH:
6	PZ-51	WG	G			-	-		5	2		3						X	X	X	X	X	pH:
7	PZ-52D	WG	G			-	-		5	2		3						X	X	X	X	X	pH:
8	PZ-35	WG	G			-	-		5	2		3						X	X	X	X	X	pH:
9	AMA-EB-1	WG	G	8/31	1300	-	-		5	2		3						X	X	X	X	X	pH:
10	AMA-EB-2	WG	G			-	-		5	2		3						X	X	X	X	X	pH:
11	AMA-FB-1	WG	G	8/31	1750	-	-		5	2		3						X	X	X	X	X	pH:
12	AMA-FB-2	WG	G			-	-		5	2		3						X	X	X	X	X	pH:

ADDITIONAL COMMENTS	RELINQUISHED BY / AFFILIATION	DATE	TIME	ACCEPTED BY / AFFILIATION	DATE	TIME	SAMPLE CONDITIONS
Anions Suite 300.0 (Cl, F, Sulfate)	/Arcadis	9/1/22	0800				
App III Metals: Boron 6020B, Ca 6010D	Ryan Williams / Pace	9/1/22	0820	Ryan Williams / Pace	9/1/22	0820	
App IV: Metals 6020B: Antimony (Sb), Arsenic (As), Barium (Ba), Beryllium (Be), Cadmium (Cd), Chromium (Cr), Cobalt (Co), Lead (Pb), Lithium (Li), Molybdenum (Mo), Selenium (Se) 7040A: Mercury (Hg)			1056				

SAMPLER NAME AND SIGNATURE			
PRINT Name of SAMPLER:	Jake Swanson	TEMP in C	
SIGNATURE of SAMPLER:	DATE Signed: 9/1/22	Received on Ice (Y/N)	
		Custody Sealed Cooler (Y/N)	
		Samples Intact (Y/N)	

CHAIN-OF-CUSTODY / Analytical Request Document

The Chain-of-Custody is a LEGAL DOCUMENT. All relevant fields must be completed accurately.

Page : 1 Of 1

Section A Required Client Information:		Section B Required Project Information:		Section C Invoice Information:	
Company:	GA Power	Report To:	SCS Contacts	Attention:	Southern Co.
Address:	Atlanta, GA	Copy To:	Arcadis Contacts	Company Name:	
				Address:	
Email To:	laucoker@southernco.com	Purchase Order #:		Pace Quote:	
Phone:	470.620.6176 Fax:	Project Name:	Plant Yates AMA-R6	Pace Project Manager:	Nicole D'Oleo
Requested Due Date:		Project Number:		Pace Profile #:	10840

Regulatory Agency: —

State / Location: Georgia

ITEM #	SAMPLE ID (One Character per box. (A-Z, 0-9 / , -) Sample ids must be unique)	MATRIX CODE (see valid codes to left)	SAMPLE TYPE (G=GRAB C=COMP)	COLLECTED START DATE	COLLECTED START TIME	COLLECTED END DATE	COLLECTED END TIME	SAMPLE TEMP AT COLLECTION	# OF CONTAINERS	Preservatives: Unpreserved	H2SO4	HNO3	HCl	NaOH	Na2S2O3	Methanol	Other	Y/N	Analyses Test: App III/IV Metals	Cl, F, SO4	TDS (2540C)	RAD 9315/9320	Residual Chlorine (Y/N)	
1	YGWC-23S	WG	G			--	--		5	2		3							X	X	X	X		pH:
2	YAMW-1	WG	G	8/29/22	755	--	1750		5	2		3							X	X	X	X		pH: 5.64
3	AMA-DUP-1	WG	G	8/29/22	1750	--	--		5	2		3							X	X	X	X		pH: 5.64
4	YGWC-36A	WG	G			--	--		5	2		3							X	X	X	X		pH:
5	YGWC-49	WG	G			--	--		5	2		3							X	X	X	X		pH:
6	YGWC-38	WG	G			--	--		5	2		3							X	X	X	X		pH:
7	AMA-DUP-2	WG	G			--	--		5	2		3							X	X	X	X		pH:
8	YGWC-41	WG	G			--	--		5	2		3							X	X	X	X		pH:
9	YGWC-42	WG	G			--	--		5	2		3							X	X	X	X		pH:
10	YGWC-43	WG	G			--	--		5	2		3							X	X	X	X		pH:
11	YAMW-2	WG	G			--	--		5	2		3							X	X	X	X		pH:
12	YAMW-3	WG	G			--	--		5	2		3							X	X	X	X		pH:

ADDITIONAL COMMENTS	RELINQUISHED BY / AFFILIATION	DATE	TIME	ACCEPTED BY / AFFILIATION	DATE	TIME	SAMPLE CONDITIONS
Anions Suite 300.0 (Cl, F, Sulfate)	/Arcadis	9/1/22	0830		9/1/22	0830	
App III Metals: Boron 6020B, Ca 6010D	Ars	9/1/22		Ryan William / Pace	9/1/22	0905	
App IV: Metals 6020B: Antimony (Sb), Arsenic (As), Barium (Ba), Beryllium (Be), Cadmium (Cd), Chromium (Cr), Cobalt (Co), Lead (Pb), Lithium (Li), Molybdenum (Mo), Selenium (Se) 7040A: Mercury (Hg)	Ryan William / Pace	9/1/22	1055				

SAMPLER NAME AND SIGNATURE

PRINT Name of SAMPLER: David Proudy

SIGNATURE of SAMPLER: [signature] DATE Signed: 8/31/22

TEMP in C	Received on Ice (Y/N)	Custody Sealed Cooler (Y/N)	Samples Intact (Y/N)

CHAIN-OF-CUSTODY / Analytical Request Document

The Chain-of-Custody is a LEGAL DOCUMENT. All relevant fields must be completed accurately.

Page : | Of

Section A Required Client Information:		Section B Required Project Information:		Section C Invoice Information:	
Company:	GA Power	Report To:	SCS Contacts	Attention:	Southern Co.
Address:	Atlanta, GA	Copy To:	Arcadis Contacts	Company Name:	
				Address:	
Email To:	laucoker@southernco.com	Purchase Order #:		Pace Quote:	
Phone:	470.620.6176 Fax	Project Name:	Plant Yates AMA-R6	Pace Project Manager:	
Requested Due Date:		Project Number:		Pace Profile #:	10840

Regulatory Agency
State / Location
Georgia

ITEM #	SAMPLE ID (One Character per box. (A-Z, 0-9 / , -) Sample Ids must be unique)	MATRIX CODE (see valid codes to left)	SAMPLE TYPE (G=GRAB C=COMP)	COLLECTED START DATE	COLLECTED START TIME	COLLECTED END DATE	COLLECTED END TIME	SAMPLE TEMP AT COLLECTION	# OF CONTAINERS	Preservatives: Unpreserved	H2SO4	HNO3	HCl	NaOH	Na2S2O3	Methanol	Other	Y/N	Analyses Test: App III/IV Metals	Cl, F, SO4	TDS (2540C)	RAD 9315/9320	Residual Chlorine (Y/N)	pH
1	YAMW-4	WG	G			--	--		5	2		3							X	X	X	X		pH:
2	YAMW-5	WG	G			--	--		5	2		3							X	X	X	X		pH:
3	PZ-37	WG	G			--	--		5	2		3							X	X	X	X		pH:
4	AMA-DUP-3	WG	G			--	--		5	2		3							X	X	X	X		pH:
5	PZ-37D	WG	G			--	--		5	2		3							X	X	X	X		pH:
6	PZ-51	WG	G			--	--		5	2		3							X	X	X	X		pH:
7	PZ-52D	WG	G			--	--		5	2		3							X	X	X	X		pH:
8	PZ-35	WG	G	8/31	1732	--	--		5	2		3							X	X	X	X		pH: 5.28
9	AMA-EB-1	WG	G			--	--		5	2		3							X	X	X	X		pH:
10	AMA-EB-2	WG	G			--	--		5	2		3							X	X	X	X		pH:
11	AMA-FB-1	WG	G			--	--		5	2		3							X	X	X	X		pH:
12	AMA-FB-2	WG	G			--	--		5	2		3							X	X	X	X		pH:

ADDITIONAL COMMENTS	RELINQUISHED BY / AFFILIATION	DATE	TIME	ACCEPTED BY / AFFILIATION	DATE	TIME	SAMPLE CONDITIONS
Anions Suite 300.0 (Cl, F, Sulfate)	Jessica Ware (Arcadis	9/1/22	0860		9/1/22	0900	
App III Metals: Boron 6020B, Ca 6010D	Ryan Williams / Pace	9/1/22	1053	Ryan Williams / Pace	9/1/22	0925	
App IV: Metals 6020B: Antimony (Sb), Arsenic (As), Barium (Ba), Beryllium (Be), Cadmium (Cd), Chromium (Cr), Cobalt (Co), Lead (Pb), Lithium (Li), Molybdenum (Mo), Selenium (Se) 7040A: Mercury (Hg)							

SAMPLER NAME AND SIGNATURE					
PRINT Name of SAMPLER:	Jessica Ware				
SIGNATURE of SAMPLER:	Jessica Ware	DATE Signed:	9/1/22	TEMP in C	Received on Ice (Y/N)	Custody Sealed Cooler (Y/N)	Samples Intact (Y/N)
---	---	---	---	---	---	---	---

CHAIN-OF-CUSTODY / Analytical Request Document

The Chain-of-Custody is a LEGAL DOCUMENT. All relevant fields must be completed accurately.

Page : 1 Of 2

Section A Required Client Information:		Section B Required Project Information:		Section C Invoice Information:	
Company:	GA Power	Report To:	SCS Contacts	Attention:	Southern Co.
Address:	Atlanta, GA	Copy To:	Arcadis Contacts	Company Name:	
				Address:	
Email To:	laucoker@southernco.com	Purchase Order #:		Pace Quote:	
Phone:	470.620.6176 Fax:	Project Name:	Plant Yates AMA-R6	Pace Project Manager:	Nicole D'Oleo
Requested Due Date:		Project Number:		Pace Profile #:	10840

Regulatory Agency

State / Location

Georgia

MATRIX CODE (see valid codes to left): Drinking Water DW; Water WT; Waste Water WW; Product P; Soil/Solid SL; Oil OL; Wipe WP; Air AR; Other OT; Tissue TS

SAMPLE TYPE (G=GRAB C=COMP)

Preservatives

Requested Analysis Filtered (Y/N)

ITEM #	SAMPLE ID (One Character per box. (A-Z, 0-9 / , -) Sample Ids must be unique)	MATRIX CODE	SAMPLE TYPE	COLLECTED START DATE	COLLECTED START TIME	COLLECTED END DATE	COLLECTED END TIME	SAMPLE TEMP AT COLLECTION	# OF CONTAINERS	Unpreserved	H2SO4	HNO3	HCl	NaOH	Na2S2O3	Methanol	Other	Analyses Test Y/N	App III/IV Metals	Cl, F, SO4	TDS (2540C)	RAD 9315/9320	Residual Chlorine (Y/N)	
1	YGWC-23S	WG	G	9/1/22		–	–		5	2		3							X	X	X	X		pH:
2	YAMW-1	WG	G			–	–		5	2		3							X	X	X	X		pH:
3	AMA-DUP-1	WG	G			–	–		5	2		3							X	X	X	X		pH:
4	YGWC-36A	WG	G			–	–		5	2		3							X	X	X	X		pH:
5	YGWC-49	WG	G			–	–		5	2		3							X	X	X	X		pH:
6	YGWC-38	WG	G	9/1/22	1500	–	–		5	2		3							X	X	X	X		pH: 4.91
7	AMA-DUP-2	WG	G	9/1/22	–	–	–		5	2		3							X	X	X	X		pH:
8	YGWC-41	WG	G	9/1/22	1240	–	–		5	2		3							X	X	X	X		pH: 4.73
9	YGWC-42	WG	G			–	–		5	2		3							X	X	X	X		pH:
10	YGWC-43	WG	G			–	–		5	2		3							X	X	X	X		pH:
11	YAMW-2	WG	G			–	–		5	2		3							X	X	X	X		pH:
12	YAMW-3	WG	G			–	–		5	2		3							X	X	X	X		pH:

ADDITIONAL COMMENTS	RELINQUISHED BY / AFFILIATION	DATE	TIME	ACCEPTED BY / AFFILIATION	DATE	TIME	SAMPLE CONDITIONS
Anions Suite 300.0 (Cl, F, Sulfate)	[signature] /Arcadis	9/1/22	1900	[signature]	9/1/22	1900	
App III Metals: Boron 6020B, Ca 6010D	[signature]	9/2/22	0915	[signature]	9/2/22	09:15	
App IV: Metals 6020B: Antimony (Sb), Arsenic (As), Barium (Ba), Beryllium (Be), Cadmium (Cd), Chromium (Cr), Cobalt (Co), Lead (Pb), Lithium (Li), Molybdenum (Mo), Selenium (Se) 7040A: Mercury (Hg)							

SAMPLER NAME AND SIGNATURE

PRINT Name of SAMPLER: Mark Chest

SIGNATURE of SAMPLER: [signature] DATE Signed: 9/1/22

TEMP in C | Received on Ice (Y/N) | Custody Sealed Cooler (Y/N) | Samples Intact (Y/N)

CHAIN-OF-CUSTODY / Analytical Request Document

The Chain-of-Custody is a LEGAL DOCUMENT. All relevant fields must be completed accurately.

Page : Of

Section A Required Client Information:		Section B Required Project Information:		Section C Invoice Information:		
Company:	GA Power	Report To:	SCS Contacts	Attention:	Southern Co.	
Address:	Atlanta, GA	Copy To:	Arcadis Contacts	Company Name:		Regulatory Agency
				Address:		
Email To:	laucoker@southernco.com	Purchase Order #:		Pace Quote:		
Phone:	470.620.6176 Fax	Project Name:	Plant Yates AMA-R5	Pace Project Manager:	Nicole D'Oleo	State / Location
Requested Due Date:		Project Number:		Pace Profile #:	10840	Georgia

SAMPLE ID
One Character per box.
(A-Z, 0-9 / , -)
Sample Ids must be unique

MATRIX CODE: Drinking Water DW; Water WT; Waste Water WW; Product P; Soil/Solid SL; Oil OL; Wipe WP; Air AR; Other OT; Tissue TS

ITEM #	SAMPLE ID	MATRIX CODE (Table valid codes to left)	SAMPLE TYPE (G=GRAB) (C=COMP)	COLLECTED START DATE	COLLECTED START TIME	COLLECTED END DATE	COLLECTED END TIME	SAMPLE TEMP AT COLLECTION	# OF CONTAINERS	Preservatives: Unpreserved	H2SO4	HNO3	HCl	NaOH	Na2S2O3	Methanol	Other	Analysis Test Y/N	App III/IV Metals	Cl, F, SO4	TDS (2540C)	RAD 9315/9320	Residual Chlorine (Y/N)	
1	YGWC-23S	WG	G			--	--		5	2		3							X	X	X	X		pH:
2	YAMW-1	WG	G			--	--		5	2		3							X	X	X	X		pH:
3	AMA-DUP-1	WG	G			--	--		5	2		3							X	X	X	X		pH:
4	YGWC-36A	WG	G	9/1		--	--		5	2		3							X	X	X	X		pH: 5.18
5	YGWC-49	WG	G			--	--		5	2		3							X	X	X	X		pH:
6	YGWC-38	WG	G			--	--		5	2		3							X	X	X	X		pH:
7	AMA-DUP-2	WG	G			--	--		5	2		3							X	X	X	X		pH:
8	YGWC-41	WG	G			--	--		5	2		3							X	X	X	X		pH:
9	YGWC-42	WG	G	9/1		--	--		5	2		3							X	X	X	X		pH: 5.49
10	YGWC-43	WG	G			--	--		5	2		3							X	X	X	X		pH:
11	YAMW-2	WG	G			--	--		5	2		3							X	X	X	X		pH:
12	YAMW-3	WG	G	9/1		--	--		5	2		3							X	X	X	X		pH: 5.93

ADDITIONAL COMMENTS	RELINQUISHED BY / AFFILIATION	DATE	TIME	ACCEPTED BY / AFFILIATION	DATE	TIME	SAMPLE CONDITIONS
Anions Suite 300.0 (Cl, F, Sulfate)	/Arcadis	9/2/22	0915		09/2	09:15	
App III Metals: Boron 6020B, Ca 6010D							
App IV: Metals 6020B: Antimony (Sb), Arsenic (As), Barium (Ba), Beryllium (Be), Cadmium (Cd), Chromium (Cr), Cobalt (Co), Lead (Pb), Lithium (Li), Molybdenum (Mo), Selenium (Se) 7040A: Mercury (Hg)							

SAMPLER NAME AND SIGNATURE			TEMP in C	Received on Ice (Y/N)	Custody Sealed Cooler (Y/N)	Samples Intact (Y/N)
PRINT Name of SAMPLER:	Jake Swanson					
SIGNATURE of SAMPLER:		DATE Signed: 9/1/22				

CHAIN-OF-CUSTODY / Analytical Request Document

The Chain-of-Custody is a LEGAL DOCUMENT. All relevant fields must be completed accurately.

Page : Of

Section A Required Client Information:		Section B Required Project Information:		Section C Invoice Information:	
Company:	GA Power	Report To:	SCS Contacts	Attention:	Southern Co.
Address:	Atlanta, GA	Copy To:	Arcadis Contacts	Company Name:	
				Address:	
Email To:	jaucoker@southernco.com	Purchase Order #:		Pace Quote:	
Phone:	470.620.6176 Fax	Project Name:	Plant Yates AMA-R6	Pace Project Manager:	
Requested Due Date:		Project Number:		Pace Profile #:	10840

Regulatory Agency

State / Location: Georgia

ITEM #	SAMPLE ID (One Character per box. (A-Z, 0-9 / , -) Sample Ids must be unique)	MATRIX CODE (see valid codes to left)	SAMPLE TYPE (G=GRAB C=COMP)	COLLECTED START DATE	COLLECTED START TIME	COLLECTED END DATE	COLLECTED END TIME	SAMPLE TEMP AT COLLECTION	# OF CONTAINERS	Preservatives: Unpreserved	H2SO4	HNO3	HCl	NaOH	Na2S2O3	Methanol	Other	Requested Analysis Filtered (Y/N) Y/N	Analyses Test	App III/IV Metals	Cl, F, SO4	TDS (2540C)	RAD 9315/9320	Residual Chlorine (Y/N)	
1	YAMW-4	WG	G			--	--		5	2		3								X	X	X	X		pH:
2	YAMW-5	WG	G			--	--		5	2		3								X	X	X	X		pH:
3	PZ-37	WG	G	9/1	1300	--	--		5	2		3								X	X	X	X		pH: 4.98
4	AMA-DUP-3	WG	G	9/1	—	--	--		5	2		3								X	X	X	X		pH: —
5	PZ-37D	WG	G	9/1	1122	--	--		5	2		3								X	X	X	X		pH: 8.06
6	PZ-51	WG	G			--	--		5	2		3								X	X	X	X		pH:
7	PZ-52D	WG	G	9/1	1447	--	--		5	2		3								X	X	X	X		pH: 6.20
8	PZ-35	WG	G			--	--		5	2		3								X	X	X	X		pH:
9	AMA-EB-1	WG	G			--	--		5	2		3								X	X	X	X		pH:
10	AMA-EB-2	WG	G			--	--		5	2		3								X	X	X	X		pH:
11	AMA-FB-1	WG	G			--	--		5	2		3								X	X	X	X		pH:
12	AMA-FB-2	WG	G			--	--		5	2		3								X	X	X	X		pH:

ADDITIONAL COMMENTS	RELINQUISHED BY / AFFILIATION	DATE	TIME	ACCEPTED BY / AFFILIATION	DATE	TIME	SAMPLE CONDITIONS
Anions Suite 300.0 (Cl, F, Sulfate)	Jessica Ware/Arcadis	9/1/22	1400		9/1/22	1400	
App III Metals: Boron 6020B, Ca 6010D		9/2/22	0915		09/2/22	09:15	
App IV: Metals 6020B: Antimony (Sb), Arsenic (As), Barium (Ba), Beryllium (Be), Cadmium (Cd), Chromium (Cr), Cobalt (Co), Lead (Pb), Lithium (Li), Molybdenum (Mo), Selenium (Se) 7040A: Mercury (Hg)							

SAMPLER NAME AND SIGNATURE

PRINT Name of SAMPLER: Jessica Ware

SIGNATURE of SAMPLER: Jessica Ware

DATE Signed: 9/1/22

TEMP in C	Received on Ice (Y/N)	Custody Sealed Cooler (Y/N)	Samples Intact (Y/N)

CHAIN-OF-CUSTODY / Analytical Request Document

The Chain-of-Custody is a LEGAL DOCUMENT. All relevant fields must be completed accurately.

Page : Of

Section A Required Client Information:		Section B Required Project Information:		Section C Invoice Information:	
Company:	GA Power	Report To:	SCS Contacts	Attention:	Southern Co.
Address:	Atlanta, GA	Copy To:	Arcadis Contacts	Company Name:	
				Address:	
Email To:	lsucoker@southernco.com	Purchase Order #:		Pace Quote:	
Phone:	470.620.6176 Fax	Project Name:	Plant Yates AMA-R6	Pace Project Manager:	Nicole D'Oleo
Requested Due Date:		Project Number:		Pace Profile #:	10840

Regulatory Agency
State / Location
Georgia

ITEM #	SAMPLE ID One Character per box. (A-Z, 0-9 / , -) Sample Ids must be unique MATRIX CODE: Drinking Water DW; Water WT; Waste Water WW; Product P; Soil/Solid SL; Oil OL; Wipe WP; Air AR; Other OT; Tissue TS	MATRIX CODE (see valid codes to left)	SAMPLE TYPE (G=GRAB C=COMP)	COLLECTED START DATE	COLLECTED START TIME	COLLECTED END DATE	COLLECTED END TIME	SAMPLE TEMP AT COLLECTION	# OF CONTAINERS	Preservatives: Unpreserved	H2SO4	HNO3	HCl	NaOH	Na2S2O3	Methanol	Other	Analyses Test Y/N	App III/IV Metals	Cl, F, SO4	TDS (2540C)	RAD 9315/9320	Residual Chlorine (Y/N)	
1	YGWC-23S	WG	G	9/1	1717	–	–		5	2		3						X	X	X	X		pH: 5.27
2	YAMW-1	WG	G			–	–		5	2		3						X	X	X	X		pH:
3	AMA-DUP-1	WG	G			–	–		5	2		3						X	X	X	X		pH:
4	YGWC-36A	WG	G			–	–		5	2		3						X	X	X	X		pH:
5	YGWC-49	WG	G			–	–		5	2		3						X	X	X	X		pH:
6	YGWC-38	WG	G			–	–		5	2		3						X	X	X	X		pH:
7	AMA-DUP-2	WG	G			–	–		5	2		3						X	X	X	X		pH:
8	YGWC-41	WG	G			–	–		5	2		3						X	X	X	X		pH:
9	YGWC-42	WG	G			–	–		5	2		3						X	X	X	X		pH:
10	YGWC-43	WG	G			–	–		5	2		3						X	X	X	X		pH:
11	YAMW-2	WG	G	9/1	0908	–	–		5	2		3						X	X	X	X		pH: 4.98
12	YAMW-3	WG	G			–	–		5	2		3						X	X	X	X		pH:

ADDITIONAL COMMENTS	RELINQUISHED BY / AFFILIATION	DATE	TIME	ACCEPTED BY / AFFILIATION	DATE	TIME	SAMPLE CONDITIONS
Anions Suite 300.0 (Cl, F, Sulfate)	Jessica Ware /Arcadis	9/1/22	1900		9/1	1900	
App III Metals: Boron 6020B, Ca 6010D	Arcadis	9/2/22	0915		09/2	0915	
App IV Metals 6020B: Antimony (Sb), Arsenic (As), Barium (Ba), Beryllium (Be), Cadmium (Cd), Chromium (Cr), Cobalt (Co), Lead (Pb), Lithium (Li), Molybdenum (Mo), Selenium (Se) 7040A: Mercury (Hg)							

SAMPLER NAME AND SIGNATURE			TEMP in C	Received on Ice (Y/N)	Custody Sealed Cooler (Y/N)	Samples Intact (Y/N)
PRINT Name of SAMPLER:	Jessica Ware					
SIGNATURE of SAMPLER:	Jessica Ware	DATE Signed: 9/1/22				

CHAIN-OF-CUSTODY / Analytical Request Document

The Chain-of-Custody is a LEGAL DOCUMENT. All relevant fields must be completed accurately.

Page : Of

Section A Required Client Information:		Section B Required Project Information:		Section C Invoice Information:	
Company:	GA Power	Report To:	SCS Contacts	Attention:	Southern Co.
Address:	Atlanta, GA	Copy To:	Arcadis Contacts	Company Name:	
				Address:	
Email To:	laucoker@southernco.com	Purchase Order #:		Pace Quote:	
Phone:	470.620.6176 Fax	Project Name:	Plant Yates AMA-R6	Pace Project Manager:	Nicole D'Oleo
Requested Due Date:		Project Number:		Pace Profile #:	10840

Regulatory Agency	
State / Location	Georgia

ITEM #	SAMPLE ID One Character per box. (A-Z, 0-9 / , -) Sample Ids must be unique	MATRIX CODE Drinking Water DW Water WT Waste Water WW Product P Soil/Solid SL Oil OL Wipe WP Air AR Other OT Tissue TS	MATRIX CODE (see valid codes to left)	SAMPLE TYPE (G=GRAB C=COMP)	COLLECTED START DATE	COLLECTED START TIME	COLLECTED END DATE	COLLECTED END TIME	SAMPLE TEMP AT COLLECTION	# OF CONTAINERS	Preservatives: Unpreserved	H2SO4	HNO3	HCl	NaOH	Na2S2O3	Methanol	Other	Analyses Test Y/N	App III/IV Metals	Cl, F, SO4	TDS (2540C)	RAD 9315/9320	Residual Chlorine (Y/N)	
1	YGWC-23S		WG	G			--	--		5	2		3						X	X	X	X		pH:
2	YAMW-1		WG	G			--	--		5	2		3						X	X	X	X		pH:
3	AMA-DUP-1		WG	G			--	--		5	2		3						X	X	X	X		pH:
4	YGWC-36A		WG	G			--	--		5	2		3						X	X	X	X		pH:
5	YGWC-49		WG	G			--	--		5	2		3						X	X	X	X		pH:
6	YGWC-38		WG	G			--	--		5	2		3						X	X	X	X		pH:
7	AMA-DUP-2		WG	G			--	--		5	2		3						X	X	X	X		pH:
8	YGWC-41		WG	G			--	--		5	2		3						X	X	X	X		pH:
9	YGWC-42		WG	G			--	--		5	2		3						X	X	X	X		pH:
10	YGWC-43		WG	G	9/1/22	1220	--	--		5	2		3						X	X	X	X		pH: 5.692
11	YAMW-2		WG	G			--	--		5	2		3						X	X	X	X		pH:
12	YAMW-3		WG	G			--	--		5	2		3						X	X	X	X		pH:

ADDITIONAL COMMENTS	RELINQUISHED BY / AFFILIATION	DATE	TIME	ACCEPTED BY / AFFILIATION	DATE	TIME	SAMPLE CONDITIONS
Anions Suite 300.0 (Cl, F, Sulfate)	[signature] /Arcadis	9/1/22	1400	[signature]	9/1/22	1400	
App III Metals: Boron 6020B, Ca 6010D	[signature] /Arcadis	9/2/22	0915	[signature]	9/2/22	09:15	
App IV: Metals 6020B: Antimony (Sb), Arsenic (As), Barium (Ba), Beryllium (Be), Cadmium (Cd), Chromium (Cr), Cobalt (Co), Lead (Pb), Lithium (Li), Molybdenum (Mo), Selenium (Se) 7040A: Mercury (Hg)							

SAMPLER NAME AND SIGNATURE			TEMP in C	Received on Ice (Y/N)	Custody Sealed Cooler (Y/N)	Samples Intact (Y/N)
PRINT Name of SAMPLER:	David Pruett					
SIGNATURE of SAMPLER:	[signature]	DATE Signed: 9/1/22				

CHAIN-OF-CUSTODY / Analytical Request Document

The Chain-of-Custody is a LEGAL DOCUMENT. All relevant fields must be completed accurately.

Page : Of

Section A Required Client Information:		Section B Required Project Information:		Section C Invoice Information:	
Company:	GA Power	Report To:	SCS Contacts	Attention:	Southern Co.
Address:	Atlanta, GA	Copy To:	Arcadis Contacts	Company Name:	
				Address:	
Email To:	laucoker@southernco.com	Purchase Order #:		Pace Quote:	
Phone:	470.620.6176 Fax:	Project Name:	Plant Yates AMA-R6	Pace Project Manager:	
Requested Due Date:		Project Number:		Pace Profile #:	10840

Regulatory Agency
State / Location
Georgia

ITEM #	SAMPLE ID (One Character per box. (A-Z, 0-9 / , -) Sample ids must be unique)	MATRIX CODE (Use valid codes to left)	SAMPLE TYPE (G=GRAB C=COMP)	COLLECTED START DATE	COLLECTED START TIME	COLLECTED END DATE	COLLECTED END TIME	SAMPLE TEMP AT COLLECTION	# OF CONTAINERS	Preservatives: Unpreserved	H2SO4	HNO3	HCl	NaOH	Na2S2O3	Methanol	Other	Requested Analysis Filtered (Y/N)	Analysis Test	App III/IV Metals	Cl, F, SO4	TDS (2540C)	RAD 9315/9320	Residual Chlorine (Y/N)	
																		Y/N							
1	YAMW-4	WG	G			--	--		5	2		3							X	X	X	X			pH:
2	YAMW-5	WG	G			--	--		5	2		3							X	X	X	X			pH:
3	PZ-37	WG	G			--	--		5	2		3							X	X	X	X			pH:
4	AMA-DUP-3	WG	G			--	--		5	2		3							X	X	X	X			pH:
5	PZ-37D	WG	G			--	--		5	2		3							X	X	X	X			pH:
6	PZ-51	WG	G	9/1/22	1045	--	--		5	2		3							X	X	X	X			pH: 4.74 LO
7	PZ-52D	WG	G			--	--		5	2		3							X	X	X	X			pH:
8	PZ-35	WG	G			--	--		5	2		3							X	X	X	X			pH:
9	AMA-EB-1	WG	G			--	--		5	2		3							X	X	X	X			pH:
10	AMA-EB-2	WG	G			--	--		5	2		3							X	X	X	X			pH:
11	AMA-FB-1	WG	G			--	--		5	2		3							X	X	X	X			pH:
12	AMA-FB-2	WG	G			--	--		5	2		3							X	X	X	X			pH:

ADDITIONAL COMMENTS	RELINQUISHED BY / AFFILIATION	DATE	TIME	ACCEPTED BY / AFFILIATION	DATE	TIME	SAMPLE CONDITIONS
Anions Suite 300.0 (Cl, F, Sulfate)	/Arcadis	9/1/22	1400		9/1/22	1400	
App III Metals: Boron 6020B, Ca 6010D	/Arcadis	9/2/22	0915		9/2/22	0915	
App IV: Metals 6020B: Antimony (Sb), Arsenic (As), Barium (Ba), Beryllium (Be), Cadmium (Cd), Chromium (Cr), Cobalt (Co), Lead (Pb), Lithium (Li), Molybdenum (Mo), Selenium (Se) 7040A: Mercury (Hg)							

SAMPLER NAME AND SIGNATURE			TEMP in C	Received on Ice (Y/N)	Custody Sealed Cooler (Y/N)	Samples Intact (Y/N)
PRINT Name of SAMPLER:	David Roberts					
SIGNATURE of SAMPLER:		DATE Signed: 9/1/22				

CHAIN-OF-CUSTODY / Analytical Request Document

The Chain-of-Custody is a LEGAL DOCUMENT. All relevant fields must be completed accurately.

Page : 2 Of 2

Section A Required Client Information:		Section B Required Project Information:		Section C Invoice Information:	
Company:	GA Power	Report To:	SCS Contacts	Attention:	Southern Co.
Address:	Atlanta, GA	Copy To:	Arcadis Contacts	Company Name:	
				Address:	
Email To:	laucoker@southernco.com	Purchase Order #:		Pace Quote:	
Phone:	470.620.6176 Fax:	Project Name:	Plant Yates AMA-R6	Pace Project Manager:	
Requested Due Date:		Project Number:		Pace Profile #:	10840

Regulatory Agency
State / Location
Georgia

ITEM #	SAMPLE ID One Character per box. (A-Z, 0-9 / , -) Sample Ids must be unique MATRIX CODE: Drinking Water DW, Water WT, Waste Water WW, Product P, Soil/Solid SL, Oil OL, Wipe WP, Air AR, Other OT, Tissue TS	MATRIX CODE (see valid codes to left)	SAMPLE TYPE (G=GRAB C=COMP)	COLLECTED START DATE	COLLECTED START TIME	COLLECTED END DATE	COLLECTED END TIME	SAMPLE TEMP AT COLLECTION	# OF CONTAINERS	Preservatives: Unpreserved	H2SO4	HNO3	HCl	NaOH	Na2S2O3	Methanol	Other	Analyses Test Y/N	Requested Analysis Filtered (Y/N): App III/IV Metals	Cl, F, SO4	TDS (2540C)	RAD 9315/9320	Residual Chlorine (Y/N)	
1	YAMW-4	WG	G	9/1/22	1125	-	-		5	2		3						X	X	X	X		pH: 5.87
2	YAMW-5	WG	G	9/1/22	1345	-	-		5	2		3						X	X	X	X		pH: 5.32
3	PZ-37	WG	G			-	-		5	2		3						X	X	X	X		pH:
4	AMA-DUP-3	WG	G			-	-		5	2		3						X	X	X	X		pH:
5	PZ-37D	WG	G			-	-		5	2		3						X	X	X	X		pH:
6	PZ-51	WG	G			-	-		5	2		3						X	X	X	X		pH:
7	PZ-52D	WG	G			-	-		5	2		3						X	X	X	X		pH:
8	PZ-35	WG	G			-	-		5	2		3						X	X	X	X		pH:
9	AMA-EB-1	WG	G			-	-		5	2		3						X	X	X	X		pH:
10	AMA-EB-2	WG	G			-	-		5	2		3						X	X	X	X		pH:
11	AMA-FB-1	WG	G			-	-		5	2		3						X	X	X	X		pH:
12	AMA-FB-2	WG	G			-	-		5	2		3						X	X	X	X		pH:

ADDITIONAL COMMENTS	RELINQUISHED BY / AFFILIATION	DATE	TIME	ACCEPTED BY / AFFILIATION	DATE	TIME	SAMPLE CONDITIONS
Anions Suite 300.0 (Cl, F, Sulfate)	/Arcadis	9/2/22	0915		9/2/22	0915	
App III Metals: Boron 6020B, Ca 6010D							
App IV: Metals 6020B: Antimony (Sb), Arsenic (As), Barium (Ba), Beryllium (Be), Cadmium (Cd), Chromium (Cr), Cobalt (Co), Lead (Pb), Lithium (Li), Molybdenum (Mo), Selenium (Se) 7040A: Mercury (Hg)							

SAMPLER NAME AND SIGNATURE			TEMP in C	Received on Ice (Y/N)	Custody Sealed Cooler (Y/N)	Samples Intact (Y/N)
PRINT Name of SAMPLER:	Jaize Swanson					
SIGNATURE of SAMPLER:		DATE Signed: 9/1/22				

CHAIN-OF-CUSTODY / Analytical Request Document

The Chain-of-Custody is a LEGAL DOCUMENT. All relevant fields must be completed accurately.

Page : 2 Of 2

Section A Required Client Information:		Section B Required Project Information:		Section C Invoice Information:	
Company:	GA Power	Report To:	SCS Contacts	Attention:	Southern Co.
Address:	Atlanta, GA	Copy To:	Arcadis Contacts	Company Name:	
				Address:	
Email To:	laucoker@southernco.com	Purchase Order #:		Pace Quote:	
Phone:	470.620.6176 Fax:	Project Name:	Plant Yates AMA-R6	Pace Project Manager:	
Requested Due Date:		Project Number:		Pace Profile #:	10840

Regulatory Agency:

State / Location: Georgia

Requested Analysis Filtered (Y/N)

ITEM #	SAMPLE ID (One Character per box. (A-Z, 0-9 / , -) Sample Ids must be unique)	MATRIX CODE (see valid codes to left)	SAMPLE TYPE (G=GRAB C=COMP)	COLLECTED START DATE	COLLECTED START TIME	COLLECTED END DATE	COLLECTED END TIME	SAMPLE TEMP AT COLLECTION	# OF CONTAINERS	Preservatives: Unpreserved	H2SO4	HNO3	HCl	NaOH	Na2S2O3	Methanol	Other	Analyses Test (Y/N)	App III/IV Metals	Cl, F, SO4	TDS (2540C)	RAD 9315/9320	Residual Chlorine (Y/N)	
1	YAMW-4	WG	G			--	--		5	2		3							X	X	X	X		pH:
2	YAMW-5	WG	G			--	--		5	2		3							X	X	X	X		pH:
3	PZ-37	WG	G			--	--		5	2		3							X	X	X	X		pH:
4	AMA-DUP-3	WG	G			--	--		5	2		3							X	X	X	X		pH:
5	PZ-37D	WG	G			--	--		5	2		3							X	X	X	X		pH:
6	PZ-51	WG	G			--	--		5	2		3							X	X	X	X		pH:
7	PZ-52D	WG	G			--	--		5	2		3							X	X	X	X		pH:
8	PZ-35	WG	G			--	--		5	2		3							X	X	X	X		pH:
9	AMA-EB-1	WG	G			--	--		5	2		3							X	X	X	X		pH: 23
10	AMA-EB-2	WG	G	9/1	1730	--	--		5	2		3							X	X	X	X		pH:
11	AMA-FB-1	WG	G			--	--		5	2		3							X	X	X	X		pH:
12	AMA-FB-2	WG	G	9/1	1740	--	--		5	2		3							X	X	X	X		pH: 24

ADDITIONAL COMMENTS	RELINQUISHED BY / AFFILIATION	DATE	TIME	ACCEPTED BY / AFFILIATION	DATE	TIME	SAMPLE CONDITIONS
Anions Suite 300.0 (Cl, F, Sulfate)	[signature] /Arcadis	9/2/22	0915	[signature]	09/2/22	09:15	
App III Metals: Boron 6020B, Ca 6010D							
App IV: Metals 6020B: Antimony (Sb), Arsenic (As), Barium (Ba), Beryllium (Be), Cadmium (Cd), Chromium (Cr), Cobalt (Co), Lead (Pb), Lithium (Li), Molybdenum (Mo), Selenium (Se) 7040A: Mercury (Hg)							

SAMPLER NAME AND SIGNATURE

PRINT Name of SAMPLER: Jake Swanson

SIGNATURE of SAMPLER: [signature] DATE Signed: 9/1/22

TEMP in C	Received on Ice (Y/N)	Custody Sealed Cooler (Y/N)	Samples Intact (Y/N)

Georgia Power Co. – Plant Yates

Data Review Report

Metals, General Chemistry, and Radium Analyses

SDGs #92623226 and 92623277

Analyses Performed By:
Pace Analytical Services – Asheville, North Carolina
Pace Analytical Services – Peachtree Corners, Georgia
Pace Analytical Services – Greensburg, Pennsylvania

Report #47077R
Review Level: Tier II
Project: 30143607.3A

Summary

This Data Review Report summarizes the review of Sample Delivery Groups (SDGs) #92623226 and 92623277 for samples collected in association with the Georgia Power Company – Plant Yates. The review was conducted as a Tier II evaluation and included review of data package completeness. Only analytical data associated with constituents of concern were reviewed for this validation. Field documentation was not included in this review. Included with this assessment are the chain of custody form and a table summarizing the data validation qualifiers. Analyses were performed on the following samples:

Sample ID	Lab ID	Matrix	Sample Collection Date	Parent Sample	Analysis		
					RAD	MET	GEN CHEM
YGWA-17S	92623226001 92623277001	Water	8/30/2022		X	X	X
YGWA-18S	92623226002 92623277002	Water	8/30/2022		X	X	X
YGWA-18I	92623226003 92623277003	Water	8/30/2022		X	X	X
GWA-2	92623226004 92623277004	Water	8/30/2022		X	X	X
YGWA-5I	92623226005 92623277005	Water	8/30/2022		X	X	X
YGWA-5D	92623226006 92623277006	Water	8/30/2022		X	X	X
YGWA-21I	92623226007 92623277007	Water	8/30/2022		X	X	X
YGWA-1D	92623226008 92623277008	Water	8/30/2022		X	X	X
YGWA-2I	92623226009 92623277009	Water	8/30/2022		X	X	X
YGWA-30I	92623226010 92623277010	Water	8/31/2022		X	X	X
YGWA-14S	92623226011 92623277011	Water	8/31/2022		X	X	X
YGWA-1L	92623226012 92623277012	Water	8/31/2022		X	X	X

Sample ID	Lab ID	Matrix	Sample Collection Date	Parent Sample	Analysis		
					RAD	MET	GEN CHEM
YGWA-47	92623226013 92623277013	Water	8/31/2022		X	X	X
YGWA-4I	92623226014 92623277014	Water	8/31/2022		X	X	X
YGWA-20S	92623226015 92623277015	Water	8/31/2022		X	X	X
YGWA-3I	92623226016 92623277018	Water	8/31/2022		X	X	X
YGWA-3D	92623226017 92623277019	Water	8/31/2022		X	X	X
YGWA-39	92623226018 92623277016	Water	8/31/2022		X	X	X
YGWA-40	92623226019 92623277017	Water	8/31/2022		X	X	X

Notes:

1. Metals and total dissolved solids (TDS) analysis performed by Pace Analytical Services – Peachtree Corners, Georgia.
2. Anions (chloride, fluoride, and sulfate) analysis performed by Pace Analytical Services – Asheville, North Carolina.
3. Radium analysis performed by Pace Analytical Services – Greensburg, Pennsylvania.
4. pH analysis performed as a field measurement.

Analytical Data Package Documentation

The table below evaluates the data package completeness.

Items Reviewed	Reported		Performance Acceptable		Not Required
	No	Yes	No	Yes	
1. Sample receipt condition		X		X	
2. Requested analyses and sample results		X		X	
3. Master tracking list		X		X	
4. Methods of analysis		X		X	
5. Reporting limits		X		X	
6. Sample collection date		X		X	
7. Laboratory sample received date		X		X	
8. Sample preservation verification (as applicable)		X		X	
9. Sample preparation/extraction/analysis dates		X		X	
10. Fully executed chain-of-custody form		X		X	
11. Narrative summary of QA or sample problems provided		X		X	
12. Data package completeness and compliance		X		X	

Note:
QA = quality assurance

Inorganic Analysis Introduction

Analyses were performed according to United States Environmental Protection Agency (USEPA) SW-846 Methods 6010D, 6020B, 7470A, 9315, and 9320; Standard Method (SM) SM4500-H+ B and SM2540C; and USEPA Method 300.0. Data were reviewed in accordance with USEPA Region IV Data Validation Standard Operating Procedures for Contract Laboratory Program Inorganic Data by Inductively Coupled Plasma–Atomic Emission Spectroscopy and Inductively Coupled Plasma–Mass Spectroscopy (September 2011, Rev. 2), USEPA Region IV Data Validation Standard Operating Procedures for Contract Laboratory Program Mercury Data by Cold Vapor Atomic Absorption (September 2011, Rev. 2), and the USEPA National Functional Guidelines for Inorganic Superfund Methods Data Review, EPA 542-R-20-006, November 2020 (with reference to the historical USEPA Contract Laboratory Program National Functional Guidelines for Inorganic Data Review, OSWER 9240.1-45, October 2004, as appropriate).

The data review process is an evaluation of data on a technical basis rather than a determination of contract compliance. As such, the standards against which the data are being weighed may differ from those specified in the analytical method. It is assumed that the data package represents the best efforts of the laboratory and that it was already subjected to adequate and sufficient quality review prior to submission.

During the review process, laboratory qualified and unqualified data are verified against the supporting documentation. Based on this evaluation, qualifier codes may be added, deleted, or modified by the data reviewer. Results are qualified with the following codes in accordance with the USEPA National Functional Guidelines:

- Concentration (C) Qualifiers
  - U The analyte was analyzed for but not detected. The associated value is the analyte instrument detection limit.
  - J The reported value was obtained from a reading less than the reporting limit (RL), but greater than or equal to the method detection limit (MDL).
- Quantitation (Q) Qualifiers
  - E The reported value is estimated due to the presence of interference.
  - N Spiked sample recovery is not within control limits.
  - * Duplicate analysis is not within control limits.
- Validation Qualifiers
  - J The analyte was positively identified; however, the associated numerical value is an estimated concentration only.
  - UJ The analyte was not detected above the reporting limit. However, the reported limit is approximate and may or may not represent the actual limit of detection.
  - UB Analyte considered non-detect at the listed value due to associated blank contamination.
  - R The sample results are rejected.

Two facts should be noted by all data users. First, the “R” flag means that the associated value is unusable. In other words, due to significant quality control (QC) problems, the analysis is invalid and provides no information as to whether the compound is present or not. “R” values should not appear on data tables because they cannot be relied upon, even as a last resort. The second fact to keep in mind is that no compound concentration, even if it has passed all QC tests, is guaranteed to be accurate. Strict QC serves to increase confidence in data but any value potentially contains error.

Metals Analyses

1. Holding Times

The specified holding times for the following methods are presented in the following table.

Method	Matrix	Holding Time	Preservation
SW-846 6010D/6020B	Water	180 days from collection to analysis	Cool to <6°C; preserved to a pH of less than 2 s.u.
SW-846 7470A	Water	28 days from collection to analysis	Cool to <6°C; preserved to a pH of less than 2 s.u.

Note:
s.u. = standard units

All samples were analyzed within the specified holding times.

2. Blank Contamination

Quality assurance (QA) blanks (i.e., method and rinse blanks) are prepared to identify any contamination which may have been introduced into the samples during sample preparation or field activity. Method blanks measure laboratory contamination. Rinse blanks measure contamination of samples during field operations.

A blank action level (BAL) of five times the concentration of a detected compound in an associated blank is calculated for QA blanks containing concentrations greater than the method detection limit (MDL). The BAL is compared to the associated sample results to determine the appropriate qualification of the sample results, if needed.

All compounds associated with the QA blanks exhibited a concentration less than the MDL, with the exception of the compounds listed in the following table. Sample results less than the BAL associated with the following sample locations were qualified as listed in the following table.

Sample Locations	Analytes	Sample Result	Qualification
GWA-2	Vanadium (MB)	Detected sample results <RL and <BAL	“UB” at the RL

Notes:
MB = Method blank
RL = Reporting limit

3. Matrix Spike/Matrix Spike Duplicate (MS/MSD)/Laboratory Duplicate Analysis

MS/MSD and laboratory duplicate data are used to assess the precision and accuracy of the analytical method.

3.1 MS/MSD Analysis

All metal analytes must exhibit a percent recovery within the established acceptance limits of 75% to 125%. The MS recovery control limits do not apply for MS performed on sample locations where the analyte's concentration detected in the parent sample exceeds the MS concentration by a factor of four or greater.

The MS/MSD analysis performed using sample YWGA-17S in association with SW-846 6010D analysis exhibited recoveries within the control limits.

The MS/MSD analysis performed using sample YGWA-18S in association with SW-846 6020B and SW-846 7470A analysis exhibited recoveries within the control limits.

The MS/MSD analysis performed on sample location YGWA-5I in association with SW-846 6010D analysis exhibited recoveries outside of the acceptance limits as presented in the table below.

Sample Location	Analyte	MS Recovery	MSD Recovery
YGWA-5I	Calcium	73%	AC (85%)

Note:
AC = Acceptable

The criteria used to evaluate MS/MSD recoveries are presented in the following table. In the case of an MS/MSD deviation, the sample results are qualified. The qualifications are applied to all sample results associated with the sample preparation batch.

Control limit	Sample Result	Qualification
MS/MSD percent recovery 30% to 74%	Non-detect	UJ
	Detect	J
MS/MSD percent recovery <30%	Non-detect	R
	Detect	J
MS/MSD percent recovery >125%	Non-detect	No Action
	Detect	J

3.2 Laboratory Duplicate Analysis

The laboratory duplicate relative percent difference (RPD) criterion is applied when parent and duplicate sample concentrations are greater than or equal to 5 times the RL. A control limit of 20% for water matrices is applied when the criteria above is true. In the instance when the parent and/or duplicate sample concentrations are less than or equal to 5 times the RL, a control limit of one times the RL is applied for water matrices.

MS/MSD analysis was performed in replacement of the laboratory duplicate analysis. The MS/MSD recoveries exhibited acceptable RPDs.

4. Field Duplicate Analysis

Field duplicate analysis is used to assess the overall precision of the field sampling procedures and analytical method. A control limit of 35% for water matrices is applied to the RPD between the parent sample and the field duplicate. In the instance when the parent and/or duplicate sample concentrations are less than or equal to 5 times the RL, a control limit of two times the RL is applied for water matrices.

A field duplicate sample was not collected in association with this SDG.

5. Laboratory Control Sample (LCS) Analysis

The LCS analysis is used to assess the accuracy of the analytical method independent of matrix interferences. The analytes associated with the LCS analysis must exhibit a percent recovery between the control limits of 80% and 120%.

The LCS analysis exhibited recoveries within the control limits.

6. System Performance and Overall Assessment

Overall system performance was acceptable. Other than for those deviations specifically mentioned in this review, the overall data quality is within the guidelines specified in the method.

Data Validation Checklist for Metals

METALS: SW-846 6010D/6020B/7470A	Reported		Performance Acceptable		Not Required
	No	Yes	No	Yes	
Inductively Coupled Plasma-Atomic Emission Spectrometry (ICP-AES) Inductively Coupled Plasma-Mass Spectrometry (ICP-MS) Atomic Absorption – Manual Cold Vapor (CV)					
Tier II Validation					
Holding Times		X		X	
Reporting limits (units)		X		X	
Blanks					
A. Method Blanks		X	X		
B. Equipment/Field Blanks	X				X
Laboratory Control Sample (LCS) %R		X		X	
Matrix Spike (MS) %R		X	X		
Matrix Spike Duplicate (MSD) %R		X		X	
MS/MSD Precision (RPD)		X		X	
Laboratory Duplicate (RPD)	X				X
Field Duplicate (RPD)	X				X

Notes:

%R Percent recovery

RPD Relative percent difference

General Chemistry Analyses

1. Holding Times

The specified holding times for the following methods are presented in the following table.

Method	Matrix	Holding Time	Preservation
pH by SM4500-H+ B	Water	ASAP	Cool to <6°C
Total Dissolved Solids (TDS) by SM2540C	Water	7 days from collection to analysis	Cool to <6°C
Chloride, Fluoride, and Sulfate by USEPA 300.0	Water	28 days from collection to analysis	Cool to <6°C

All samples were analyzed within the specified holding times.

2. Blank Contamination

Quality assurance (QA) blanks (i.e., method and rinse blanks) are prepared to identify any contamination which may have been introduced into the samples during sample preparation or field activity. Method blanks measure laboratory contamination. Rinse blanks measure contamination of samples during field operations.

A blank action level (BAL) of five times the concentration of a detected compound in an associated blank is calculated for QA blanks containing concentrations greater than the method detection limit (MDL). The BAL is compared to the associated sample results to determine the appropriate qualification of the sample results, if needed.

Analytes were not detected above the MDL in the associated blanks; therefore, detected sample results were not associated with blank contamination.

3. Matrix Spike/Matrix Spike Duplicate (MS/MSD)/Laboratory Duplicate Analysis

MS/MSD and laboratory duplicate data are used to assess the precision and accuracy of the analytical method.

3.1 MS/MSD Analysis

All analytes must exhibit a percent recovery within the established acceptance limits of 75% to 125%. The MS/MSD recovery control limits do not apply for MS/MSD performed on sample locations where the analyte's concentration detected in the parent sample exceeds the MS/MSD concentration by a factor of four or greater. In instance where this is true, the data will not be qualified even if the percent recovery does not meet the control limits and the laboratory flag will be removed.

The MS/MSD analysis performed using samples YGWA-18I and YGWA-20S in association with anions analysis exhibited recoveries within the control limits.

3.2 Laboratory Duplicate Analysis

The laboratory duplicate relative percent difference (RPD) criterion is applied when parent and duplicate sample concentrations are greater than or equal to 5 times the RL. A control limit of 20% for water matrices is applied when the criteria above is true. In the instance when the parent and/or duplicate sample concentrations are less than or equal to 5 times the RL, a control limit of one times the RL is applied for water matrices.

The laboratory duplicate analysis performed using samples YGWA-17S, YGWA-5D, and YGWA-30I in association with TDS analysis exhibited an RPD or difference in the results within the control limit.

MS/MSD analysis was performed in replacement of the laboratory duplicate analysis in association with anions. The MS/MSD recoveries exhibited acceptable RPDs.

4. Field Duplicate Analysis

Field duplicate analysis is used to assess the overall precision of the field sampling procedures and analytical method. A control limit of 35% for water matrices is applied to the RPD between the parent sample and the field duplicate. In the instance when the parent and/or duplicate sample concentrations are less than or equal to 5 times the RL, a control limit of two times the RL is applied for water matrices.

A field duplicate sample was not collected in association with this SDG.

5. Laboratory Control Sample (LCS) Analysis

The LCS analysis is used to assess the accuracy of the analytical method independent of matrix interferences. The analytes associated with the LCS analysis must exhibit a percent recovery between the control limits of 80% and 120%.

The LCS analysis exhibited recoveries within the control limits.

6. System Performance and Overall Assessment

Overall system performance was acceptable. Other than for those deviations specifically mentioned in this review, the overall data quality is within the guidelines specified in the method.

Data Validation Checklist for General Chemistry

General Chemistry: SM4500-H+ B, SM2540C, USEPA 300.0	Reported		Performance Acceptable		Not Required
	No	Yes	No	Yes	
Miscellaneous Instrumentation					
Tier II Validation					
Holding Times		X		X	
Reporting limits (units)		X		X	
Blanks					
A. Method Blanks		X		X	
B. Equipment/Field Blanks	X				X
Laboratory Control Sample (LCS) %R		X		X	
Matrix Spike (MS) %R		X		X	
Matrix Spike Duplicate (MSD) %R		X		X	
MS/MSD Precision (RPD)		X		X	
Laboratory Duplicate (RPD)		X		X	
Field Duplicate (RPD)	X				X

Notes:

%R Percent recovery

RPD Relative percent difference

Radiological Analyses

1. Holding Times

The specified holding times for the following methods are presented in the following table.

Method	Matrix	Holding Time	Preservation
Radium-226 by SW-846 9315	Water	180 days from collection to analysis	Preserved to a pH of less than 2 s.u.
Radium-228 by SW-846 9320	Water	180 days from collection to analysis	Preserved to a pH of less than 2 s.u.

Note:
s.u. = standard units

All samples were analyzed within the specified holding times.

2. Blank Contamination

Quality assurance (QA) blanks (i.e., method and field/rinse blanks) are prepared to identify any contamination which may have been introduced into the samples during sample preparation or field activity. Method blanks measure laboratory contamination. Field/rinse blanks measure contamination of samples during field operations.

Blank results should be verified to be accurately reported and that tolerance limits (±2 sigma or standard deviation) were not exceeded; and blank results verified to be less than the minimum detectable concentration (MDC).

For blanks to be considered not applicable, verify net blank results are less than the associated uncertainty by evaluating the blank results based on the following three criteria. If either of these criteria is true, the blank is considered not suspect of contamination (or non-detect).

1. Is the blank result less than the uncertainty and less than the MDC?
2. Does the blank have an uncertainty greater than the result (or indistinguishable from background) or does the blank result fall between its uncertainty and its MDC?

If the blank QC results fall outside the appropriate tolerance limits or if the net blank results are not less than the associated uncertainty, the following equation for normalized absolute difference (NAD) should be used in determining the effect of possible blank contamination on the sample results:

$$Normalized\ \ absolute\ difference_{\ MethodBlank} = \frac{|\ Sample\ -\ Blank\ |}{\sqrt{(U_{Sample}\ )^2 + (U_{Blank}\ )^2}}$$

Where:

U_{Sample} = uncertainty of the sample

U_{Blank} = uncertainty of the blank

Sample = concentration of isotope in sample

Blank = concentration of isotope in blank

Normalized Absolute Difference	Qualification
> 2.58	None
1.96 > x < 2.58	J
x < 1.96	J*

Note:
* = Minimally the result should be qualified as estimated, J; however, if other quality indicators are deficient the validator may determine the result should be qualified as rejected, R

Radium-226 was detected in the method blank, however, the activity was measured as less than the uncertainty and MDC. Hence, the blank results are considered non-detect and no qualification of the results was required.

Radium-228 was detected in the method blank at an activity greater than the uncertainty and MDC. The NAD was calculated for each sample. The Radium-228 results in samples YGWA-17S, YGWA-18S, YGWA-18I, GWA-2, YGWA-5I, YGWA-21I, YGWA-1D, YGWA-2I, and YGWA-3D were qualified as "J" since the NAD were less than 1.96. The Radium-228 results in sample YGWA-5D was qualified as "J" since the NAD was between 1.96 and 2.58. No qualifiers were assigned to the Radium-228 results in samples YGWA-30I, YGWA-14S, YGWA-1I, YGWA-47, YGWA-4I, YGWA-39, YGWA-40, and YGWA-3I since the activities were less than the MDC.

3. Matrix Spike (MS)/Laboratory Duplicate Analysis

MS and laboratory duplicate data are used to assess the precision and accuracy of the analytical method.

3.1 MS Analysis

MS samples are not typically analyzed for gamma spectral content due to the inability of the laboratory to homogenize spike material with the sample.

If performed, the spike analysis must exhibit a percent recovery within the control limits of 70% to 130%. The MS recovery control limits do not apply for MS performed on sample locations where the analyte's concentration detected in the parent sample exceeds the MS concentration by a factor of four or greater. In instance where this is true, the data will not be qualified even if the percent recovery does not meet the control limits.

In the event the recovery is outside of this limit, a numerical indicator to make assessments is calculated, with a limit of < ±3 sigma for either.

The numerical performance indicator for a matrix spike sample is calculated by:

$$Z_{MS} = \frac{x - x_0 - c}{\sqrt{u^2(x) + u^2(x_0) + u^2(c)}}$$

Where:

x = measured concentration of the spiked sample.

x_0 = measured concentration of the unspiked sample.

c = spike concentration added.

$u^2(x)$, $u^2(x0)$, $u^2(c)$ = the squares of the respective standard uncertainties of these values.

MS performance for all matrices is acceptable when the numerical performance indicator calculation yields a value between ±3 sigma. Warning limits have been established as ±2 sigma.

MS analysis was not performed using a sample from this SDG.

3.2 Laboratory Duplicate Analysis

Duplicate analyses are indicators of laboratory precision based on each sample matrix. For replicate analysis results to be considered in agreement the duplicate error ratio (DER) must be less than 2.13. In the event the DER is outside of the limit of 2.13, a numerical indicator to make assessments is calculated, with a limit of ±3 sigma or standard deviation.

The numerical performance indicator for laboratory duplicates is calculated by:

$$Z_{Dup} = \frac{x_1 - x_2}{\sqrt{u^2(x_1) + u^2(x_2)}}$$

Where:

x_1, x_2 = two measured activity concentrations.

$u^2(x_1)$, $u^2(x_2)$ = the combined standard uncertainty of each measurement squared.

Duplicate sample performance is acceptable when the numerical performance indicator calculation yields a value between ±3 sigma. Warning limits have been established as ±2 sigma.

The laboratory duplicate analysis performed on sample location YGWA-39 in association with SW-846 9315 analysis exhibited acceptable difference between the results.

The laboratory duplicate analysis performed on sample location YGWA-5D in association with SW-846 9320 analysis exhibited acceptable difference between the results.

4. Field Duplicate Analysis

Field duplicate analysis is used to assess the overall precision of the field sampling procedures and analytical method. There are no specific review criteria for radiological field replicate analyses comparability. The degree of agreement between these replicates is to be used in conjunction with all of the remaining quality control results as an aid in the decision as to the overall quality of the data. Data are not to be qualified due to field replicates alone. To determine the level of agreement between the replicates, the following guidelines have been established:

Data should be considered in agreement if results are within a factor of four of each other. Data between a factor of four and five of each other should be considered as a minor discrepancy and data greater than a factor of five should be considered a major discrepancy.

A field duplicate sample was not collected in association with this SDG.

5. Tracer or Carrier

Tracers and carriers are used in radiological separation methods to provide evaluation of chemical separation. Chemical yield is evaluated through the recovery of chemical species spiked into samples. Yield is evaluated radiometrically with a tracer and gravimetrically with a carrier. A control limit of 30% to 110% is applied to each sample spiked with either a carrier and/or a tracer.

The tracer and carrier analyses exhibited recoveries within the control limits.

6. Laboratory Control Sample/Laboratory Control Sample Duplicate (LCS/LCSD) Analysis

The LCS/LCSD analysis is used to assess the precision and accuracy of the analytical method independent of matrix interferences. The analytes associated with the LCS/LCSD analysis must exhibit a percent recovery between the control limits of 60% to 135%. In the event the recovery is outside of this limit, a numerical indicator to make assessments is calculated, with a limit of +/- 3 sigma.

The numerical performance indicator for a laboratory control sample is calculated by:

$$Z_{LCS} = \frac{x - c}{\sqrt{u^2(x) + u^2(c)}}$$

Where:

x = Analytical result of the LCS

c = Known concentration of the LCS

$u^2(x)$ = combined standard uncertainty of the result squared.

$u^2(c)$ = combined standard uncertainty of the LCS value squared.

LCS performance is acceptable when the numerical performance indicator calculation yields a value between ±3 sigma. Warning limits have been established as ±2 sigma.

The LCS/LCSD analysis exhibited recoveries within the control limits.

7. Isotope Identification

For sample results to be considered “non-detect”, evaluate data based on the following two criteria. If either one of these criteria is true, the sample result is considered “non-detect”.

1. Sample result is less than the uncertainty and less than the MDC/MDA; or
2. Sample has an uncertainty greater than the result (or indistinguishable from background) or result falls between its uncertainty and its MDC/MDA.

Based on the above criteria sample results should be considered non-detect as follows:

- YGWA-17S, YGWA-18I, GWA-2 – Radium-226
- YGWA-41, YGWA-39, YGWA-3I – Radium-228

- YGWA-18S, YGWA-5I, YGWA-2I – Radium-226 and total Radium
- YGWA-47 – Radium-228 and total Radium
- YGWA-30I, YGWA-14S, YGWA-1I, YGWA-20S, YGWA-40 – Radium-226, Radium-228, and total Radium

8. System Performance and Overall Assessment

Overall system performance was acceptable. Other than for those deviations specifically mentioned in this review, the overall data quality is within the guidelines specified in the method.

Data Validation Checklist for Radiologicals

Radiologicals: SW-846 9315/9320	Reported		Performance Acceptable		Not Required
	No	Yes	No	Yes	
Miscellaneous Instrumentation					
Tier II Validation					
Holding Times		X		X	
Activity, +/- uncertainty, MDC/MDA		X		X	
Blanks					
A. Method Blanks		X	X		
B. Equipment/Field Blanks	X				X
Carrier (Surrogate) %R		X		X	
Tracer (Surrogate) %R		X		X	
Laboratory Control Sample (LCS) %R		X		X	
Laboratory Control Sample Duplicate (LCSD) %R		X		X	
LCS/LCSD Precision (RPD)		X		X	
Matrix Spike (MS) %R	X				X
Matrix Spike Duplicate (MSD) %R	X				X
MS/MSD Precision (RPD)	X				X
Laboratory Duplicate (RPD)		X		X	
Field Duplicate (RPD)	X				X

Notes:

%R Percent recovery

RPD Relative percent difference

VALIDATION PERFORMED BY: Jennifer Singer

SIGNATURE:

DATE: November 8, 2022

PEER REVIEW: Dennis Capria

DATE: November 9, 2022

Chain of Custody / Data Qualifier Summary Table

CHAIN-OF-CUSTODY / Analytical Request Document

The Chain-of-Custody is a LEGAL DOCUMENT. All relevant fields must be completed accurately.

Page : 1 Of 1

Section A Required Client Information:		Section B Required Project Information:		Section C Invoice Information:	
Company:	GA Power	Report To:	SCS Contacts	Attention:	Southern Co.
Address:	Atlanta, GA	Copy To:	Arcadis Contacts	Company Name:	
				Address:	
Email To:	laucoker@southernco.com	Purchase Order #:		Pace Quote:	
Phone:	470.620.6176 Fax:	Project Name:	Plant Yates Pooled Upgradient	Pace Project Manager:	Nicole D'Oleo
Requested Due Date:		Project Number:		Pace Profile #:	10840

Regulatory Agency: —

State / Location: Georgia

Requested Analysis Filtered (Y/N)

ITEM #	SAMPLE ID (One Character per box. (A-Z, 0-9 / , -) Sample IDs must be unique)	MATRIX CODE (Drinking Water: DW; Water: WT; Waste Water: WW; Product: P; Soil/Solid: SL; Oil: OL; Wipe: WP; Air: AR; Other: OT; Tissue: TS)	SAMPLE TYPE (G=GRAB C=COMP)	COLLECTED START DATE	COLLECTED START TIME	COLLECTED END DATE	COLLECTED END TIME	SAMPLE TEMP AT COLLECTION	# OF CONTAINERS	Preservatives: Unpreserved	H2SO4	HNO3	HCl	NaOH	Na2S2O3	Methanol	Other	Analysis Test Y/N	App III/IV Metals	Cl, F, SO4	TDS (2540C)	RAD 9315/9320	App I / II (gypsum only)	Residual Chlorine (Y/N)	3226
1	YGWA-47	WG	G			--	--		5	2		3								X	X	X	X				pH:
2	GWA-2	WG	G			--	--		5	2		3								X	X	X	X	X			pH:
3	YGWA-4I	WG	G			--	--		5	2		3								X	X	X	X				pH:
4	YGWA-5I	WG	G			--	--		5	2		3								X	X	X	X				pH:
5	YGWA-5D	WG	G			--	--		5	2		3								X	X	X					pH:
6	YGWA-17S	WG	G	8/30	1540	--	--		5	2		3								X	X	X	X				pH: 4.68
7	YGWA-18S	WG	G	8/30	1810	--	--		5	2		3								X	X	X	X				pH: 5.18
8	YGWA-16I	WG	G	8/30	1335	--	--		5	2		3								X	X	X	X				pH: 5.82
9	YGWA-20S	WG	G			--	--		5	2		3								X	X	X	X				pH:
10	YGWA-21I	WG	G			--	--		5	2		3								X	X	X	X				pH:
11	YGWA-30I	WG	G			--	--		5	2		3								X	X	X	X				pH:
12	YGWA-14S	WG	G			--	--		5	2		3								X	X	X	X				pH:

sample time 1010

ADDITIONAL COMMENTS	RELINQUISHED BY / AFFILIATION	DATE	TIME	ACCEPTED BY / AFFILIATION	DATE	TIME	SAMPLE CONDITIONS
Anions Suite 300.0 (Cl, F, Sulfate)	Jessica Ware / Arcadis	8/31/22	0750	Ryan Williams / Pace	9/1/22	0750	
App III Metals: Boron 6020B, Ca 6010D; App IV 6020B: Zn, Ag, Ni, V	[illegible]	8/31/22	1002	Ryan Williams / Pace	9/1/22	1003	
App IV Metals 6020B: Antimony (Sb), Arsenic (As), Barium (Ba), Beryllium (Be), Cadmium (Cd), Chromium (Cr), Cobalt (Co), Lead (Pb), Lithium (Li), Molybdenum (Mo), Selenium (Se) 7040A: Mercury (Hg)	Ryan Williams / Pace	8/31/22	1153	[illegible]	9/1/22	1153	

SAMPLER NAME AND SIGNATURE			TEMP in C	Received on Ice (Y/N)	Custody Sealed Cooler (Y/N)	Samples Intact (Y/N)
PRINT Name of SAMPLER:	Jessica Ware					
SIGNATURE of SAMPLER:	[signature]	DATE Signed: 8/31/22				

CHAIN-OF-CUSTODY / Analytical Request Document

The Chain-of-Custody is a LEGAL DOCUMENT. All relevant fields must be completed accurately.

Page : | Of |

Section A Required Client Information:		Section B Required Project Information:		Section C Invoice Information:	
Company:	GA Power	Report To:	SCS Contacts	Attention:	Southern Co.
Address:	Atlanta, GA	Copy To:	Arcadis Contacts	Company Name:	
				Address:	
Email To:	jaucoker@southernco.com	Purchase Order #:		Pace Quote:	
Phone:	470.620.6176 Fax	Project Name:	Plant Yates Pooled Upgradient	Pace Project Manager:	Nicole D'Oleo
Requested Due Date:		Project Number:		Pace Profile #:	10840

Regulatory Agency: —

State / Location: Georgia

ITEM #	SAMPLE ID One Character per box. (A-Z, 0-9 / , -) Sample Ids must be unique	MATRIX CODE (see valid codes to left)	SAMPLE TYPE (G=GRAB C=COMP)	COLLECTED START DATE	COLLECTED START TIME	COLLECTED END DATE	COLLECTED END TIME	SAMPLE TEMP AT COLLECTION	# OF CONTAINERS	Preservatives: Unpreserved	H2SO4	HNO3	HCl	NaOH	Na2S2O3	Methanol	Other	Y/N	Analyses Test: App III/IV Metals	Cl, F, SO4	TDS (2540C)	RAD 9315/9320	App I / II (gypsum only)	Residual Chlorine (Y/N)	3276
1	YGWA-47	WG	G			--	--		5	2		3							X	X	X	X			pH:
2	GWA-2	WG	G	8/30	1005	--	--		5	2		3							X	X	X	X	X		pH: 5.39
3	YGWA-4I	WG	G			--	--		5	2		3							X	X	X	X			pH:
4	YGWA-5I	WG	G			--	--		5	2		3							X	X	X	X			pH:
5	YGWA-5D	WG	G			--	--		5	2		3							X	X	X				pH:
6	YGWA-17S	WG	G			--	--		5	2		3							X	X	X	X			pH:
7	YGWA-18S	WG	G			--	--		5	2		3							X	X	X	X			pH:
8	YGWA-18I	WG	G			--	--		5	2		3							X	X	X	X			pH:
9	YGWA-20S	WG	G			--	--		5	2		3							X	X	X	X			pH:
10	YGWA-21I	WG	G			--	--		5	2		3							X	X	X	X			pH:
11	YGWA-30I	WG	G			--	--		5	2		3							X	X	X	X			pH:
12	YGWA-14S	WG	G			--	--		5	2		3							X	X	X	X			pH:

ADDITIONAL COMMENTS	RELINQUISHED BY / AFFILIATION	DATE	TIME	ACCEPTED BY / AFFILIATION	DATE	TIME	SAMPLE CONDITIONS
Anions Suite 300.0 (Cl, F, Sulfate)	/Arcadis	8/31/22	800	Arcadis	8/31/22	0800	
App III Metals: Boron 6020B Ca 6010D; App III 6020B: Zn, Ag, Ni, V	AVD	8/31/22	1003	Ryan Williams / Pace	8/31/22	1003	
App IV Metals 6020B: Antimony (Sb), Arsenic (As), Barium (Ba), Beryllium (Be), Cadmium (Cd), Chromium (Cr), Cobalt (Co), Lead (Pb), Lithium (Li), Molybdenum (Mo), Selenium (Se) 7470A: Mercury (Hg)	Ryan Williams / Pace	8/31/22	1153		8/31/22	1153	

SAMPLER NAME AND SIGNATURE			TEMP in C	Received on Ice (Y/N)	Custody Sealed Cooler (Y/N)	Samples Intact (Y/N)
PRINT Name of SAMPLER:	Jake Saucier					
SIGNATURE of SAMPLER:		DATE Signed: 8/31/22				

CHAIN-OF-CUSTODY / Analytical Request Document

The Chain-of-Custody is a LEGAL DOCUMENT. All relevant fields must be completed accurately

Page : 1 Of 1

Section A Required Client Information:		Section B Required Project Information:		Section C Invoice Information:	
Company:	GA Power	Report To:	SCS Contacts	Attention:	Southern Co.
Address:	Atlanta, GA	Copy To:	Arcadis Contacts	Company Name:	
				Address:	
Email To:	laucoker@southernco.com	Purchase Order #		Pace Quote	
Phone:	470.620.6176 Fax	Project Name:	Plant Yates Pooled Upgradient	Pace Project Manager:	Nicole D'Oleo
Requested Due Date:		Project Number:		Pace Profile #	10840

Regulatory Agency

State / Location: Georgia

Matrix: Code; Drinking Water: DW; Water: WT; Waste Water: WW; Product: P; Soil/Solid: SL; Oil: OL; Wipe: WP; Air: AR; Other: OT; Tissue: TS

ITEM #	SAMPLE ID (One Character per box. (A-Z, 0-9 / , -) Sample Ids must be unique)	MATRIX CODE (see valid codes to left)	SAMPLE TYPE (G=GRAB C=COMP)	COLLECTED START DATE	COLLECTED START TIME	COLLECTED END DATE	COLLECTED END TIME	SAMPLE TEMP AT COLLECTION	# OF CONTAINERS	Preservatives: Unpreserved	H2SO4	HNO3	HCl	NaOH	Na2S2O3	Methanol	Other	Analysed Test Y/N	App III/IV Metals	Cl, F, SO4	TDS (2540C)	RAD 9315/9320	App I / II (gypsum only)	Residual Chlorine (Y/N)	
1	YGWA-47	WG	G			–	–		5	2		3							X	X	X	X			pH:
2	GWA-2	WG	G			–	–		5	2		3							X	X	X	X	X		pH:
3	YGWA-4I	WG	G			–	–		5	2		3							X	X	X	X			pH:
4	YGWA-5I	WG	G	8/30/21	1052	–	–		5	2		3							X	X	X	X			pH: 5.00
5	YGWA-5D	WG	G	8/30/21	1205	–	–		5	2		3							X	X	X				pH: 7.40
6	YGWA-17S	WG	G			–	–		5	2		3							X	X	X	X			pH:
7	YGWA-18S	WG	G			–	–		5	2		3							X	X	X	X			pH:
8	YGWA-18I	WG	G			–	–		5	2		3							X	X	X	X			pH:
9	YGWA-20S	WG	G			–	–		5	2		3							X	X	X	X			pH:
10	YGWA-21I	WG	G	8/30/21	1430	–	–		5	2		3							X	X	X	X			pH: 6.58
11	YGWA-30I	WG	G			–	–		5	2		3							X	X	X	X			pH:
12	YGWA-14S	WG	G			–	–		5	2		3							X	X	X	X			pH:

ADDITIONAL COMMENTS	RELINQUISHED BY / AFFILIATION	DATE	TIME	ACCEPTED BY / AFFILIATION	DATE	TIME	SAMPLE CONDITIONS
Anions Suite 300.0 (Cl, F, Sulfate)	[signature] /Arcadis	8/31/21	1003	Ryan Williams / Pace	8/31/22	1003	
App III Metals: Boron 6020B, Ca 6010D; App I/II 6020B: Zn, Ag, Ni, V	Ryan Williams / Pace	8/31/22	1153	[signature]	8/31/22	1153	
App IV: Metals 6020B: Antimony (Sb), Arsenic (As), Barium (Ba), Beryllium (Be), Cadmium (Cd), Chromium (Cr), Cobalt (Co), Lead (Pb), Lithium (Li), Molybdenum (Mo), Selenium (Se) 7040A: Mercury (Hg)							

SAMPLER NAME AND SIGNATURE

PRINT Name of SAMPLER: Mark Chest

SIGNATURE of SAMPLER: [signature]

DATE Signed: 8/31/21

TEMP in C | Received on Ice (Y/N) | Custody Sealed Cooler (Y/N) | Samples Intact (Y/N)

CHAIN-OF-CUSTODY / Analytical Request Document

The Chain-of-Custody is a LEGAL DOCUMENT. All relevant fields must be completed accurately.

Page: 1 Of 1

Section A Required Client Information:		Section B Required Project Information:		Section C Invoice Information:	
Company:	GA Power	Report To:	SCS Contacts	Attention:	Southern Co.
Address:	Atlanta, GA	Copy To:	Arcadis Contacts	Company Name:	
				Address:	
Email To:	laucoker@southernco.com	Purchase Order #:		Pace Quote:	
Phone:	470.620.6176 Fax:	Project Name:	Plant Yates Pooled Upgradient	Pace Project Manager:	Nicole D'Oleo
Requested Due Date:		Project Number:		Pace Profile #:	10840

Regulatory Agency:

State / Location: Georgia

Requested Analysis Filtered (Y/N)

ITEM #	SAMPLE ID (One Character per box. (A-Z, 0-9 / , -) Sample Ids must be unique)	MATRIX CODE (see valid codes to left)	SAMPLE TYPE (G=GRAB C=COMP)	COLLECTED START DATE	COLLECTED START TIME	COLLECTED END DATE	COLLECTED END TIME	SAMPLE TEMP AT COLLECTION	# OF CONTAINERS	Preservatives: Unpreserved	H2SO4	HNO3	HCl	NaOH	Na2S2O3	Methanol	Other	Analyses Test (Y/N)	App III / IV Metals	Cl, F, SO4	TDS (2540C)	RAD 9315/9320	App I / II (gypsum only)	Residual Chlorine (Y/N)	
1	YGWA-39	WG	G			–	–		5	2		3							X	X	X	X			pH:
2	YGWA-40	WG	G			–	–		5	2		3							X	X	X	X			pH:
3	YGWA-1I	WG	G			–	–		5	2		3							X	X	X	X			pH:
4	YGWA-1D	WG	G	8/30	1350	–	–		5	2		3							X	X	X	X			pH: 7.2
5	YGWA-2I	WG	G	8/30	1000	–	–		5	2		3							X	X	X	X			pH: 7.04
6	YGWA-3I	WG	G			–	–		5	2		3							X	X	X	X			pH:
7	YGWA-3D	WG	G			–	–		5	2		3							X	X	X	X			pH:
8						–	–																		pH:
9						–	–																		pH:
10						–	–																		pH:
11						–	–																		
12						–	–																		

ADDITIONAL COMMENTS	RELINQUISHED BY / AFFILIATION	DATE	TIME	ACCEPTED BY / AFFILIATION	DATE	TIME	SAMPLE CONDITIONS
Anions Suite 300.0 (Cl, F, Sulfate)	Khalil Carson /Arcadis	8/31/22	800	[signature] Aus	8/31/22	800	
App III Metals: Boron 6020B, Ca 6010D; App I/II 6020B: Zn, Ag, Ni, V	[signature] Aus	8/31/22	1003	Ryan Williams / Pace	8/31/22	1003	
App IV: Metals 6020B: Antimony (Sb), Arsenic (As), Barium (Ba), Beryllium (Be), Cadmium (Cd), Chromium (Cr), Cobalt (Co), Lead (Pb), Lithium (Li), Molybdenum (Mo), Selenium (Se) 7040A: Mercury (Hg)	Ryan Williams / Pace	8/31/22	1153	[signature]	8/31/22	1153	

SAMPLER NAME AND SIGNATURE

PRINT Name of SAMPLER: Khalil Carson

SIGNATURE of SAMPLER: [signature]

DATE Signed: 8/31

TEMP in C | Received on Ice (Y/N) | Custody Sealed Cooler (Y/N) | Samples Intact (Y/N)

2377
3226

CHAIN-OF-CUSTODY / Analytical Request Document

The Chain-of-Custody is a LEGAL DOCUMENT. All relevant fields must be completed accurately.

Page : 1 Of 2

Section A
Required Client Information:

Company:	GA Power
Address:	Atlanta, GA
Email To:	laucoker@southernco.com
Phone:	470.620.6176 Fax:
Requested Due Date:	

Section B
Required Project Information:

Report To:	SCS Contacts
Copy To:	Arcadis Contacts
Purchase Order #:	
Project Name:	Plant Yates Pooled Upgradient
Project Number:	

Section C
Invoice Information:

Attention:	Southern Co.
Company Name:	
Address:	
Pace Quote:	
Pace Project Manager:	Nicole D'Oleo
Pace Profile #:	10840

Regulatory Agency	
State / Location	
Georgia	

SAMPLE ID
One Character per box.
(A-Z, 0-9 / , -)
Sample Ids must be unique

MATRIX	CODE
Drinking Water	DW
Water	WT
Waste Water	WW
Product	P
Soil/Solid	SL
Oil	OL
Wipe	WP
Air	AR
Other	OT
Tissue	TS

ITEM #	SAMPLE ID	MATRIX CODE (see valid codes to left)	SAMPLE TYPE (G=GRAB C=COMP)	COLLECTED START DATE	COLLECTED START TIME	COLLECTED END DATE	COLLECTED END TIME	SAMPLE TEMP AT COLLECTION	# OF CONTAINERS	Preservatives: Unpreserved	H2SO4	HNO3	HCl	NaOH	Na2S2O3	Methanol	Other	Analyses Test Y/N	App III/IV Metals	Cl, F, SO4	TDS (2540C)	RAD 9315/9320	App I / II (gypsum only)	Residual Chlorine (Y/N)	
1	YGWA-47	WG	G			–	–		5	2		3							X	X	X	X			pH:
2	GWA-2	WG	G			–	–		5	2		3							X	X	X	X	X		pH:
3	YGWA-4I	WG	G			–	–		5	2		3							X	X	X	X			pH:
4	YGWA-5I	WG	G			–	–		5	2		3							X	X	X	X			pH:
5	YGWA-5D	WG	G			–	–		5	2		3							X	X	X				pH:
6	YGWA-17S	WG	G			–	–		5	2		3							X	X	X	X			pH:
7	YGWA-18S	WG	G			–	–		5	2		3							X	X	X	X			pH:
8	YGWA-18I	WG	G			–	–		5	2		3							X	X	X	X			pH:
9	YGWA-20S	WG	G			–	–		5	2		3							X	X	X	X			pH:
10	YGWA-21I	WG	G			–	–		5	2		3							X	X	X	X			pH:
11	YGWA-30I	WG	G	8/31	1130	–	–		5	2		3							X	X	X	X			pH: 5.87
12	YGWA-14S	WG	G	8/31	1415	–	–		5	2		3							X	X	X	X			pH: 5.15

ADDITIONAL COMMENTS	RELINQUISHED BY / AFFILIATION	DATE	TIME	ACCEPTED BY / AFFILIATION	DATE	TIME	SAMPLE CONDITIONS
Anions Suite 300.0 (Cl, F, Sulfate)	Khalil Carson /Arcadis	9/1/22	0800	[signature] AUS	9/1/22	800	
App III Metals: Boron 6020B, Ca 6010D; App III 6020B: Zn, Ag, Ni, V	[signature] / AUS			Ryan Williams / Pace	9/1/22	0915	
App IV: Metals 6020B: Antimony (Sb), Arsenic (As), Barium (Ba), Beryllium (Be), Cadmium (Cd), Chromium (Cr), Cobalt (Co), Lead (Pb), Lithium (Li), Molybdenum (Mo), Selenium (Se) 7040A: Mercury (Hg)	Ryan Williams / Pace	9/1/22	1055				

SAMPLER NAME AND SIGNATURE

PRINT Name of SAMPLER: Khalil Carson

SIGNATURE of SAMPLER: [signature] DATE Signed: 9/1

TEMP in C	Received on Ice (Y/N)	Custody Sealed Cooler (Y/N)	Samples Intact (Y/N)

CHAIN-OF-CUSTODY / Analytical Request Document

The Chain-of-Custody is a LEGAL DOCUMENT. All relevant fields must be completed accurately.

Page : 2 Of 3

Section A Required Client Information:		Section B Required Project Information:		Section C Invoice Information:	
Company:	GA Power	Report To:	SCS Contacts	Attention:	Southern Co.
Address:	Atlanta, GA	Copy To:	Arcadis Contacts	Company Name:	
				Address:	
Email To:	laucoker@southernco.com	Purchase Order #:		Pace Quote:	
Phone:	470.620.6176 Fax:	Project Name:	Plant Yates Pooled Upgradient	Pace Project Manager:	Nicole D'Oleo
Requested Due Date:		Project Number:		Pace Profile #:	10840

Regulatory Agency: —
State / Location: Georgia

ITEM #	SAMPLE ID (One Character per box. (A-Z, 0-9 / , -) Sample Ids must be unique)	MATRIX CODE (see valid codes to left)	SAMPLE TYPE (G=GRAB C=COMP)	COLLECTED START DATE	COLLECTED START TIME	COLLECTED END DATE	COLLECTED END TIME	SAMPLE TEMP AT COLLECTION	# OF CONTAINERS	Preservatives: Unpreserved	H2SO4	HNO3	HCl	NaOH	Na2S2O3	Methanol	Other	Analyses Test Y/N	App III / IV Metals	Cl, F, SO4	TDS (2540C)	RAD 9315/9320	App I / II (gypsum only)	Residual Chlorine (Y/N)	
1	YGWA-39	WG	G			–	–		5	2		3						X	X	X	X				pH:
2	YGWA-40	WG	G			–	–		5	2		3						X	X	X	X				pH:
3	YGWA-1I	WG	G	9/31	0916	–	–		5	2		3						X	X	X	X				pH: 5.64
4	YGWA-1D	WG	G			–	–		5	2		3						X	X	X	X				pH:
5	YGWA-2I	WG	G			–	–		5	2		3						X	X	X	X				pH:
6	YGWA-3I	WG	G			–	–		5	2		3						X	X	X	X				pH:
7	YGWA-3D	WG	G			–	–		5	2		3						X	X	X	X				pH:
8						–	–																		pH:
9						–	–																		pH:
10						–	–																		pH:
11						–	–																		
12						–	–																		

ADDITIONAL COMMENTS	RELINQUISHED BY / AFFILIATION	DATE	TIME	ACCEPTED BY / AFFILIATION	DATE	TIME	SAMPLE CONDITIONS
Anions Suite 300.0 (Cl, F, Sulfate)	[illegible] /Arcadis	9/1/22	0800	[illegible]	9/1/22	0800	
App III Metals: Boron 6020B, Ca 6010D; App VII 6020B: Zn, Ag, Ni, V	[illegible] /AES	9/1/22		Ryan Williams / Pace	9/1/22	0905	
App IV Metals 6020B: Antimony (Sb), Arsenic (As), Barium (Ba), Beryllium (Be), Cadmium (Cd), Chromium (Cr), Cobalt (Co), Lead (Pb), Lithium (Li), Molybdenum (Mo), Selenium (Se) 7040A: Mercury (Hg)	Ryan Williams / Pace	9/1/22	1056				

SAMPLER NAME AND SIGNATURE			
PRINT Name of SAMPLER:	[illegible] Carson		
SIGNATURE of SAMPLER:	[signature]	DATE Signed:	9/1

TEMP in C	Received on Ice (Y/N)	Custody Sealed Cooler (Y/N)	Samples Intact (Y/N)

CHAIN-OF-CUSTODY / Analytical Request Document

The Chain-of-Custody is a LEGAL DOCUMENT. All relevant fields must be completed accurately.

Page : 1 Of 1

Section A Required Client Information:		Section B Required Project Information:		Section C Invoice Information:	
Company:	GA Power	Report To:	SCS Contacts	Attention:	Southern Co.
Address:	Atlanta, GA	Copy To:	Arcadis Contacts	Company Name:	
				Address:	
Email To:	laucoker@southernco.com	Purchase Order #:		Pace Quote:	
Phone:	470.620.6176 Fax	Project Name:	Plant Yates Pooled Upgradient	Pace Project Manager:	Nicole D'Oleo
Requested Due Date:		Project Number:		Pace Profile #:	10840

Regulatory Agency: State / Location: Georgia

Requested Analysis Filtered (Y/N)

ITEM #	SAMPLE ID (One Character per box. (A-Z, 0-9 / , -) Sample ids must be unique)	MATRIX CODE (use valid codes to left)	SAMPLE TYPE (G=GRAB C=COMP)	COLLECTED START DATE	COLLECTED START TIME	COLLECTED END DATE	COLLECTED END TIME	SAMPLE TEMP AT COLLECTION	# OF CONTAINERS	Preservatives: Unpreserved	H2SO4	HNO3	HCl	NaOH	Na2S2O3	Methanol	Other	Analyses Test Y/N	App III/IV Metals	Cl, F, SO4	TDS (2540C)	RAD 9315/9320	App I / II (gypsum only)	Residual Chlorine (Y/N)	
1	YGWA-47	WG	G	8/31	0915	--	--		5	2		3							X	X	X	X			pH: 5.32
2	GWA-2	WG	G			--	--		5	2		3							X	X	X	X		X	pH:
3	YGWA-4I	WG	G			--	--		5	2		3							X	X	X	X			pH:
4	YGWA-5I	WG	G			--	--		5	2		3							X	X	X	X			pH:
5	YGWA-5D	WG	G			--	--		5	2		3							X	X	X	-			pH:
6	YGWA-17S	WG	G			--	--		5	2		3							X	X	X	X			pH:
7	YGWA-18S	WG	G			--	--		5	2		3							X	X	X	X			pH:
8	YGWA-18I	WG	G			--	--		5	2		3							X	X	X	X			pH:
9	YGWA-20S	WG	G			--	--		5	2		3							X	X	X	X			pH:
10	YGWA-21I	WG	G			--	--		5	2		3							X	X	X	X			pH:
11	YGWA-30I	WG	G			--	--		5	2		3							X	X	X	X			pH:
12	YGWA-14S	WG	G			--	--		5	2		3							X	X	X	X			pH:

ADDITIONAL COMMENTS	RELINQUISHED BY / AFFILIATION	DATE	TIME	ACCEPTED BY / AFFILIATION	DATE	TIME	SAMPLE CONDITIONS
Anions Suite 300.0 (Cl, F, Sulfate)	/Arcadis	9/1/22	0800		9/1/22	0800	
App III Metals: Boron 6020B, Ca 6010C; App I/II 6020B: Zn, Ag, Ni, V	Ryan Williams / Pace	9/1/22		Ryan Williams / Pace	9/1/22	0905	
App IV: Metals 6020B: Antimony (Sb), Arsenic (As), Barium (Ba), Beryllium (Be), Cadmium (Cd), Chromium (Cr), Cobalt (Co), Lead (Pb), Lithium (Li), Molybdenum (Mo), Selenium (Se) 7040A: Mercury (Hg)	Ryan Williams / Pace	9/1/22	1056				

SAMPLER NAME AND SIGNATURE

PRINT Name of SAMPLER: Jake Swanson

SIGNATURE of SAMPLER: [signature] DATE Signed: 9/1/22

TEMP in C	Received on Ice (Y/N)	Custody Sealed Cooler (Y/N)	Samples Intact (Y/N)

CHAIN-OF-CUSTODY / Analytical Request Document

The Chain-of-Custody is a LEGAL DOCUMENT. All relevant fields must be completed accurately.

Page : 1 of 2

Section A
Required Client Information:

Company:	GA Power
Address:	Atlanta, GA
Email To:	laucoker@southernco.com
Phone:	470.620.6176 Fax
Requested Due Date:	

Section B
Required Project Information:

Report To:	SCS Contacts
Copy To:	Arcadis Contacts
Purchase Order #:	
Project Name:	Plant Yates Pooled Upgradient
Project Number:	

Section C
Invoice Information:

Attention:	Southern Co.
Company Name:	
Address:	
Pace Quote:	
Pace Project Manager:	Nicole D'Oleo
Pace Profile #:	10840

Regulatory Agency	
State / Location	
Georgia	

ITEM #	SAMPLE ID (One Character per box. (A-Z, 0-9 / , -) Sample Ids must be unique)	MATRIX CODE (see valid codes to left)	SAMPLE TYPE (G=GRAB C=COMP)	COLLECTED START DATE	COLLECTED START TIME	COLLECTED END DATE	COLLECTED END TIME	SAMPLE TEMP AT COLLECTION	# OF CONTAINERS	Preservatives: Unpreserved	H2SO4	HNO3	HCl	NaOH	Na2S2O3	Methanol	Other	Analyses Test Y/N	App III/IV Metals	Cl, F, SO4	TDS (2540C)	RAD 9315/9320	App I / II (gpysum only)	Residual Chlorine (Y/N)	
1	YGWA-47	WG	G			–	–		5	2		3							X	X	X	X			pH:
2	GWA-2	WG	G			–	–		5	2		3							X	X	X	X	X		pH:
3	YGWA-4I	WG	G	8/31	1537	–	–		5	2		3							X	X	X	X			pH: 5.50
4	YGWA-5I	WG	G			–	–		5	2		3							X	X	X	X			pH:
5	YGWA-5D	WG	G			–	–		5	2		3							X	X	X				pH:
6	YGWA-17S	WG	G			–	–		5	2		3							X	X	X	X			pH:
7	YGWA-18S	WG	G			–	–		5	2		3							X	X	X	X			pH:
8	YGWA-18I	WG	G			–	–		5	2		3							X	X	X	X			pH:
9	YGWA-20S	WG	G	8/31	1257	–	–		5	2		3							X	X	X	X			pH: 5.38
10	YGWA-21I	WG	G			–	–		5	2		3							X	X	X	X			pH:
11	YGWA-30I	WG	G			–	–		5	2		3							X	X	X	X			pH:
12	YGWA-14S	WG	G			–	–		5	2		3							X	X	X	X			pH:

ADDITIONAL COMMENTS	RELINQUISHED BY / AFFILIATION	DATE	TIME	ACCEPTED BY / AFFILIATION	DATE	TIME	SAMPLE CONDITIONS
Anions Suite 300.0 (Cl, F, Sulfate)	Jessica Ware / Arcadis	8/1/22	0800	[signature] / Aus	8/1/22	0800	
App III Metals: Boron 6020B, Ca 6010D; App III 6020B: Zn, Ag, Ni, V	[signature] / AUS	9/1/22		Ryan Williams / Pace	9/1/22	0905	
App IV: Metals 6020B: Antimony (Sb), Arsenic (As), Barium (Ba), Beryllium (Be), Cadmium (Cd), Chromium (Cr), Cobalt (Co), Lead (Pb), Lithium (Li), Molybdenum (Mo), Selenium (Se) 7040A: Mercury (Hg)	Ryan Williams / Pace	9/1/22	1055				

SAMPLER NAME AND SIGNATURE

PRINT Name of SAMPLER: Jessica Ware

SIGNATURE of SAMPLER: [signature]

DATE Signed: 9/1/22

TEMP in C	Received on Ice (Y/N)	Custody Sealed Cooler (Y/N)	Samples Intact (Y/N)

CHAIN-OF-CUSTODY / Analytical Request Document

The Chain-of-Custody is a LEGAL DOCUMENT. All relevant fields must be completed accurately.

Page : 1 Of 2

Section A Required Client Information:		Section B Required Project Information:		Section C Invoice Information:	
Company:	GA Power	Report To:	SCS Contacts	Attention:	Southern Co.
Address:	Atlanta, GA	Copy To:	Arcadis Contacts	Company Name:	
				Address:	
Email To:	laucoker@southernco.com	Purchase Order #:		Pace Quote:	
Phone:	470.620.6176 Fax:	Project Name:	Plant Yates Pooled Upgradient	Pace Project Manager:	Nicole D'Olen
Requested Due Date:		Project Number:		Pace Profile #:	10840

Regulatory Agency: —
State / Location: Georgia

ITEM #	SAMPLE ID (One Character per box. (A-Z, 0-9 / , -) Sample Ids must be unique)	MATRIX CODE (see valid codes to left)	SAMPLE TYPE (G=GRAB C=COMP)	COLLECTED START DATE	COLLECTED START TIME	COLLECTED END DATE	COLLECTED END TIME	SAMPLE TEMP AT COLLECTION	# OF CONTAINERS	Preservatives: Unpreserved	H2SO4	HNO3	HCl	NaOH	Na2S2O3	Methanol	Other	Analyses Test Y/N	App III / IV Metals	Cl, F, SO4	TDS (2540C)	RAD 9315/9320	App I / II (gypsum only)	Residual Chlorine (Y/N)	
	Matrix: Drinking Water DW; Water WT; Waste Water WW; Product P; Soil/Solid SL; Oil OL; Wipe WP; Air AR; Other OT; Tissue TS																	Requested Analysis Filtered (Y/N)							
1	YGWA-39	WG	G			–	–		5	2		3							X	X	X	X			pH:
2	YGWA-40	WG	G			–	–		5	2		3							X	X	X	X			pH:
3	YGWA-1I	WG	G			–	–		5	2		3							X	X	X	X			pH:
4	YGWA-1D	WG	G			–	–		5	2		3							X	X	X	X			pH:
5	YGWA-2I	WG	G			–	–		5	2		3							X	X	X	X			pH:
6	YGWA-3I	WG	G	8/31	1054	–	–		5	2		3							X	X	X	X			pH: 7.49
7	YGWA-3D	WG	G	8/31	0930	–	–		5	2		3							X	X	X	X			pH: 7.65
8						–	–																		pH:
9						–	–																		pH:
10						–	–																		pH:
11						–	–																		
12						–	–																		

ADDITIONAL COMMENTS	RELINQUISHED BY / AFFILIATION	DATE	TIME	ACCEPTED BY / AFFILIATION	DATE	TIME	SAMPLE CONDITIONS
Anions Suite 300.0 (Cl, F, Sulfate)	Jessica Ware /Arcadis	9/1/22	0800	[illegible] /PACE	9/1/22	0800	
App III Metals: Boron 6020B, Ca 6010D App I/II 6020B: Zn, Ag, Ni, V	[illegible] /PACE	9/1/22		Kyar Williams /PACE	9/1/22	0905	
App IV: Metals 6020B: Antimony (Sb), Arsenic (As), Barium (Ba), Beryllium (Be), Cadmium (Cd), Chromium (Cr), Cobalt (Co), Lead (Pb), Lithium (Li), Molybdenum (Mo), Selenium (Se) 7040A: Mercury (Hg)	Kyar Williams /PACE	9/1/22	1055				

SAMPLER NAME AND SIGNATURE

PRINT Name of SAMPLER: Jessica Ware

SIGNATURE of SAMPLER: Jessica Ware

DATE Signed: 9/1/22

TEMP in C	Received on Ice (Y/N)	Custody Sealed Cooler (Y/N)	Samples Intact (Y/N)

CHAIN-OF-CUSTODY / Analytical Request Document

The Chain-of-Custody is a LEGAL DOCUMENT. All relevant fields must be completed accurately.

Page : 1 Of 1

Section A Required Client Information:		Section B Required Project Information:		Section C Invoice Information:	
Company:	GA Power	Report To:	SCS Contacts	Attention:	Southern Co.
Address:	Atlanta, GA	Copy To:	Arcadis Contacts	Company Name:	
				Address:	
Email To:	laucoker@southernco.com	Purchase Order #:		Pace Quote:	
Phone:	470.620.6176 Fax	Project Name:	Plant Yates Pooled Upgradient	Pace Project Manager:	Nicole D'Oleo
Requested Due Date:		Project Number:		Pace Profile #:	10840

Regulatory Agency: —

State / Location: Georgia

Requested Analysis Filtered (Y/N)

ITEM #	SAMPLE ID (One Character per box. (A-Z, 0-9 / , -) Sample Ids must be unique)	MATRIX CODE (see valid codes to left)	SAMPLE TYPE (G=GRAB C=COMP)	COLLECTED START DATE	COLLECTED START TIME	COLLECTED END DATE	COLLECTED END TIME	SAMPLE TEMP AT COLLECTION	# OF CONTAINERS	Preservatives: Unpreserved	H2SO4	HNO3	HCl	NaOH	Na2S2O3	Methanol	Other	Analyses Test Y/N	App III / IV Metals	Cl, F, SO4	TDS (2540C)	RAD 9315/9320	App I / II (gypsum only)	Residual Chlorine (Y/N)	
1	YGWA-39	WG	G	8/31/22	1350	–	–		5	2		3						X	X	X	X				pH: 5.30
2	YGWA-40	WG	G	8/31/22	1640	–	–		5	2		3						X	X	X	X				pH: 4.53
3	YGWA-1I	WG	G			–	–		5	2		3						X	X	X	X				pH:
4	YGWA-1D	WG	G			–	–		5	2		3						X	X	X	X				pH:
5	YGWA-2I	WG	G			–	–		5	2		3						X	X	X	X				pH:
6	YGWA-3I	WG	G			–	–		5	2		3						X	X	X	X				pH:
7	YGWA-3D	WG	G			–	–		5	2		3						X	X	X	X				pH:
8						–	–																		pH:
9						–	–																		pH:
10						–	–																		pH:
11						–	–																		
12						–	–																		

ADDITIONAL COMMENTS	RELINQUISHED BY / AFFILIATION	DATE	TIME	ACCEPTED BY / AFFILIATION	DATE	TIME	SAMPLE CONDITIONS
Anions Suite 300.0 (Cl, F, Sulfate)	[signature] /Arcadis	9/1/22		Ryan Williams / Pace	9/1/22	0905	
App III Metals: Boron 6020B, Ca 6010D. App VI 6020B: Zn, Ag, Ni, V	Ryan Williams / Pace	9/1/22	1055				
App IV: Metals 6020B: Antimony (Sb), Arsenic (As), Barium (Ba), Beryllium (Be), Cadmium (Cd), Chromium (Cr), Cobalt (Co), Lead (Pb), Lithium (Li), Molybdenum (Mo), Selenium (Se) 7040A: Mercury (Hg)							

SAMPLER NAME AND SIGNATURE			TEMP in C	Received on Ice (Y/N)	Custody Sealed Cooler (Y/N)	Samples Intact (Y/N)
PRINT Name of SAMPLER:	Marc Chest					
SIGNATURE of SAMPLER:	[signature]	DATE Signed: 9/1/22				

SDG	Sample ID	Method	Analyte	Result	Units	Validation Qualifier	Reason for Validation Qualifier
92623226	GWA-2	SW846 6020B	Vanadium	0.010	mgL	UB	Blank contamination
	YGWA-5I	SW846 6010D	Calcium	2.5	mgL	J	MS %R < LCL
	YGWA-5D	SW846 6010D	Calcium	24.8	mgL	J	MS %R < LCL
	YGWA-21I	SW846 6010D	Calcium	7.3	mgL	J	MS %R < LCL
	YGWA-1D	SW846 6010D	Calcium	14.9	mgL	J	MS %R < LCL
	YGWA-2I	SW846 6010D	Calcium	25.4	mgL	J	MS %R < LCL
	YGWA-30I	SW846 6010D	Calcium	1.3	mgL	J	MS %R < LCL
	YGWA-14S	SW846 6010D	Calcium	1.3	mgL	J	MS %R < LCL
	YGWA-1L	SW846 6010D	Calcium	1.9	mgL	J	MS %R < LCL
	YGWA-47	SW846 6010D	Calcium	9.6	mgL	J	MS %R < LCL
	YGWA-4I	SW846 6010D	Calcium	8.9	mgL	J	MS %R < LCL
	YGWA-20S	SW846 6010D	Calcium	2.4	mgL	J	MS %R < LCL
	YGWA-3I	SW846 6010D	Calcium	23.5	mgL	J	MS %R < LCL
	YGWA-3D	SW846 6010D	Calcium	28.7	mgL	J	MS %R < LCL
	YGWA-39	SW846 6010D	Calcium	16.3	mgL	J	MS %R < LCL
	YGWA-40	SW846 6010D	Calcium	6.2	mgL	J	MS %R < LCL
92623277	YGWA-17S	SW846 9320	Radium-228	0.964 +/- 0.357	pCi/L	J	Blank contamination
	YGWA-18S	SW846 9320	Radium-228	0.542 +/- 0.287	pCi/L	J	Blank contamination
	YGWA-18I	SW846 9320	Radium-228	0.961 +/- 0.372	pCi/L	J	Blank contamination
	GWA-2	SW846 9320	Radium-228	1.34 +/- 0.454	pCi/L	J	Blank contamination
	YGWA-5I	SW846 9320	Radium-228	0.644 +/- 0.326	pCi/L	J	Blank contamination
	YGWA-5D	SW846 9320	Radium-228	2.21 +/- 0.587	pCi/L	J	Blank contamination
	YGWA-21I	SW846 9320	Radium-228	0.959 +/- 0.367	pCi/L	J	Blank contamination
	YGWA-1D	SW846 9320	Radium-228	0.579 +/- 0.293	pCi/L	J	Blank contamination
	YGWA-2I	SW846 9320	Radium-228	0.612 +/- 0.309	pCi/L	J	Blank contamination
	YGWA-3D	SW846 9320	Radium-228	0.927 +/- 0.394	pCi/L	J	Blank contamination

Abbreviations:
%R = percent recovery
LCL = lower control limit
mg/L = milligrams per liter
MS = matrix spike
pCi/L = picoCuries per liter

Qualifiers:
J = estimated result
UB = not detected due to blank contamination

Pace Analytical Services, LLC
110 Technology Parkway
Peachtree Corners, GA 30092
(770)734-4200

October 04, 2022

Ms. Lauren Petty
Southern Company
42 Inverness Center Parkway
Birmingham, AL 35242

RE: Project: Plant Yates Pooled Upgradient-Revised Report
Pace Project No.: 92623226

Dear Ms. Petty:

Enclosed are the analytical results for sample(s) received by the laboratory between August 31, 2022 and September 01, 2022. The results relate only to the samples included in this report. Results reported herein conform to the applicable TNI/NELAC Standards and the laboratory's Quality Manual, where applicable, unless otherwise noted in the body of the report.

The test results provided in this final report were generated by each of the following laboratories within the Pace Network:

- Pace Analytical Services - Asheville
- Pace Analytical Services - Charlotte
- Pace Analytical Services - Peachtree Corners, GA

If you have any questions concerning this report, please feel free to contact me.

Sincerely,

Nicole D'Oleo

Nicole D'Oleo
nicole.d'oleo@pacelabs.com
(704)875-9092
Project Manager

Enclosures

cc: Joju Abraham, Georgia Power-CCR
Lauren Coker, Georgia Pwer
Noelia Gangi, Georgia Power
Geoffrey Gay, ARCADIS - Atlanta
Ben Hodges, Georgia Power
Kristen Jurinko
Laura Midkiff, Georgia Power
Kelley Sharpe, ARCADIS - Atlanta
Alex Simpson, Arcadis
Michael Smilley, Georgia Power
Becky Steever, Arcadis
Tina Sullivan, ERM
Albert Zumbuhl, Arcadis

REPORT OF LABORATORY ANALYSIS

This report shall not be reproduced, except in full,
without the written consent of Pace Analytical Services, LLC.

Pace Analytical Services, LLC
110 Technology Parkway
Peachtree Corners, GA 30092
(770)734-4200

CERTIFICATIONS

Project: Plant Yates Pooled Upgradient-Revised Report
Pace Project No.: 92623226

Pace Analytical Services Charlotte
South Carolina Laboratory ID: 99006
9800 Kincey Ave. Ste 100, Huntersville, NC 28078
North Carolina Drinking Water Certification #: 37706
North Carolina Field Services Certification #: 5342
North Carolina Wastewater Certification #: 12
South Carolina Laboratory ID: 99006
South Carolina Certification #: 99006001
South Carolina Drinking Water Cert. #: 99006003
Florida/NELAP Certification #: E87627
Kentucky UST Certification #: 84
Louisiana DoH Drinking Water #: LA029
Virginia/VELAP Certification #: 460221

Pace Analytical Services Asheville
2225 Riverside Drive, Asheville, NC 28804
Florida/NELAP Certification #: E87648
North Carolina Drinking Water Certification #: 37712
North Carolina Wastewater Certification #: 40
South Carolina Laboratory ID: 99030
South Carolina Certification #: 99030001
Virginia/VELAP Certification #: 460222

Pace Analytical Services Peachtree Corners
110 Technology Pkwy, Peachtree Corners, GA 30092
Florida DOH Certification #: E87315
Georgia DW Inorganics Certification #: 812
North Carolina Certification #: 381
South Carolina Certification #: 98011001

This report shall not be reproduced, except in full,
without the written consent of Pace Analytical Services, LLC.

Pace Analytical Services, LLC
110 Technology Parkway
Peachtree Corners, GA 30092
(770)734-4200

SAMPLE SUMMARY

Project: Plant Yates Pooled Upgradient-Revised Report
Pace Project No.: 92623226

Lab ID	Sample ID	Matrix	Date Collected	Date Received
92623226001	**YGWA-17S**	Water	08/30/22 15:40	08/31/22 11:03
92623226002	**YGWA-18S**	Water	08/30/22 10:10	08/31/22 11:03
92623226003	**YGWA-18I**	Water	08/30/22 13:35	08/31/22 11:03
92623226004	**GWA-2**	Water	08/30/22 10:05	08/31/22 11:03
92623226005	**YGWA-5I**	Water	08/30/22 10:52	08/31/22 11:03
92623226006	**YGWA-5D**	Water	08/30/22 12:05	08/31/22 11:03
92623226007	**YGWA-21I**	Water	08/30/22 14:30	08/31/22 11:03
92623226008	**YGWA-1D**	Water	08/30/22 13:50	08/31/22 11:03
92623226009	**YGWA-2I**	Water	08/30/22 10:00	08/31/22 11:03
92623226010	**YGWA-30I**	Water	08/31/22 11:30	09/01/22 09:05
92623226011	**YGWA-14S**	Water	08/31/22 14:15	09/01/22 09:05
92623226012	**YGWA-1I**	Water	08/31/22 09:10	09/01/22 09:05
92623226013	**YGWA-47**	Water	08/31/22 09:15	09/01/22 09:05
92623226014	**YGWA-4I**	Water	08/31/22 15:37	09/01/22 09:05
92623226015	**YGWA-20S**	Water	08/31/22 12:57	09/01/22 09:05
92623226016	**YGWA-3I**	Water	08/31/22 10:54	09/01/22 09:05
92623226017	**YGWA-3D**	Water	08/31/22 09:30	09/01/22 09:05
92623226018	**YGWA-39**	Water	08/31/22 13:50	09/01/22 09:05
92623226019	**YGWA-40**	Water	08/31/22 16:40	09/01/22 09:05

This report shall not be reproduced, except in full,
without the written consent of Pace Analytical Services, LLC.

Pace Analytical Services, LLC
110 Technology Parkway
Peachtree Corners, GA 30092
(770)734-4200

SAMPLE ANALYTE COUNT

Project: Plant Yates Pooled Upgradient-Revised Report
Pace Project No.: 92623226

Lab ID	Sample ID	Method	Analysts	Analytes Reported
92623226001	**YGWA-17S**	EPA 6010D	KH	1
		EPA 6020B	CW1	13
		EPA 7470A	VB	1
		SM 2540C-2015	BTS	1
		EPA 300.0 Rev 2.1 1993	CDC	3
92623226002	**YGWA-18S**	EPA 6010D	KH	1
		EPA 6020B	CW1	13
		EPA 7470A	VB	1
		SM 2540C-2015	BTS	1
		EPA 300.0 Rev 2.1 1993	CDC	3
92623226003	**YGWA-18I**	EPA 6010D	KH	1
		EPA 6020B	CW1	13
		EPA 7470A	VB	1
		SM 2540C-2015	BTS	1
		EPA 300.0 Rev 2.1 1993	CDC	3
92623226004	**GWA-2**	EPA 6010D	KH	1
		EPA 6020B	CW1	18
		EPA 7470A	VB	1
		SM 2540C-2015	BTS	1
		EPA 300.0 Rev 2.1 1993	CDC	3
92623226005	**YGWA-5I**	EPA 6010D	KH	1
		EPA 6020B	CW1	13
		EPA 7470A	VB	1
		SM 2540C-2015	BTS	1
		EPA 300.0 Rev 2.1 1993	CDC	3
92623226006	**YGWA-5D**	EPA 6010D	KH	1
		EPA 6020B	CW1	13
		EPA 7470A	VB	1
		SM 2540C-2015	BTS	1
		EPA 300.0 Rev 2.1 1993	CDC	3
92623226007	**YGWA-21I**	EPA 6010D	KH	1
		EPA 6020B	CW1	13
		EPA 7470A	VB	1
		SM 2540C-2015	BTS	1
		EPA 300.0 Rev 2.1 1993	CDC	3
92623226008	**YGWA-1D**	EPA 6010D	KH	1
		EPA 6020B	CW1	13

This report shall not be reproduced, except in full,
without the written consent of Pace Analytical Services, LLC.

Pace Analytical Services, LLC
110 Technology Parkway
Peachtree Corners, GA 30092
(770)734-4200

SAMPLE ANALYTE COUNT

Project: Plant Yates Pooled Upgradient-Revised Report
Pace Project No.: 92623226

Lab ID	Sample ID	Method	Analysts	Analytes Reported
		EPA 7470A	VB	1
		SM 2540C-2015	BTS	1
		EPA 300.0 Rev 2.1 1993	CDC	3
92623226009	**YGWA-2I**	EPA 6010D	KH	1
		EPA 6020B	CW1	13
		EPA 7470A	VB	1
		SM 2540C-2015	BTS	1
		EPA 300.0 Rev 2.1 1993	CDC	3
92623226010	**YGWA-30I**	EPA 6010D	KH	1
		EPA 6020B	CW1	13
		EPA 7470A	VB	1
		SM 2540C-2015	BTS	1
		EPA 300.0 Rev 2.1 1993	CDC	3
92623226011	**YGWA-14S**	EPA 6010D	KH	1
		EPA 6020B	CW1	13
		EPA 7470A	VB	1
		SM 2540C-2015	BTS	1
		EPA 300.0 Rev 2.1 1993	CDC	3
92623226012	**YGWA-1I**	EPA 6010D	KH	1
		EPA 6020B	CW1	13
		EPA 7470A	VB	1
		SM 2540C-2015	BTS	1
		EPA 300.0 Rev 2.1 1993	CDC	3
92623226013	**YGWA-47**	EPA 6010D	KH	1
		EPA 6020B	CW1	13
		EPA 7470A	VB	1
		SM 2540C-2015	BTS	1
		EPA 300.0 Rev 2.1 1993	CDC	3
92623226014	**YGWA-4I**	EPA 6010D	KH	1
		EPA 6020B	CW1	13
		EPA 7470A	VB	1
		SM 2540C-2015	BTS	1
		EPA 300.0 Rev 2.1 1993	CDC	3
92623226015	**YGWA-20S**	EPA 6010D	KH	1
		EPA 6020B	CW1	13
		EPA 7470A	VB	1
		SM 2540C-2015	BTS	1

REPORT OF LABORATORY ANALYSIS

This report shall not be reproduced, except in full,
without the written consent of Pace Analytical Services, LLC.

Pace Analytical Services, LLC
110 Technology Parkway
Peachtree Corners, GA 30092
(770)734-4200

SAMPLE ANALYTE COUNT

Project: Plant Yates Pooled Upgradient-Revised Report
Pace Project No.: 92623226

Lab ID	Sample ID	Method	Analysts	Analytes Reported
		EPA 300.0 Rev 2.1 1993	CDC	3
92623226016	**YGWA-3I**	EPA 6010D	KH	1
		EPA 6020B	CW1	13
		EPA 7470A	VB	1
		SM 2540C-2015	BTS	1
		EPA 300.0 Rev 2.1 1993	CDC	3
92623226017	**YGWA-3D**	EPA 6010D	KH	1
		EPA 6020B	CW1	13
		EPA 7470A	VB	1
		SM 2540C-2015	BTS	1
		EPA 300.0 Rev 2.1 1993	CDC	3
92623226018	**YGWA-39**	EPA 6010D	KH	1
		EPA 6020B	CW1	13
		EPA 7470A	VB	1
		SM 2540C-2015	BTS	1
		EPA 300.0 Rev 2.1 1993	CDC	3
92623226019	**YGWA-40**	EPA 6010D	KH	1
		EPA 6020B	CW1	13
		EPA 7470A	VB	1
		SM 2540C-2015	BTS	1
		EPA 300.0 Rev 2.1 1993	CDC	3

PASI-A = Pace Analytical Services - Asheville
PASI-C = Pace Analytical Services - Charlotte
PASI-GA = Pace Analytical Services - Peachtree Corners, GA

This report shall not be reproduced, except in full,
without the written consent of Pace Analytical Services, LLC.

Pace Analytical Services, LLC
110 Technology Parkway
Peachtree Corners, GA 30092
(770)734-4200

SUMMARY OF DETECTION

Project: Plant Yates Pooled Upgradient-Revised Report
Pace Project No.: 92623226

Lab Sample ID / Method	Client Sample ID / Parameters	Result	Units	Report Limit	Analyzed	Qualifiers
92623226001	**YGWA-17S**					
	Performed by	Customer			08/31/22 15:58	
	pH	4.68	Std. Units		08/31/22 15:58	
EPA 6010D	Calcium	3.0	mg/L	1.0	09/12/22 21:17	
EPA 6020B	Barium	0.017	mg/L	0.0050	09/13/22 20:15	
EPA 6020B	Beryllium	0.00010J	mg/L	0.00050	09/13/22 20:15	
EPA 6020B	Boron	0.013J	mg/L	0.040	09/13/22 20:15	
SM 2540C-2015	Total Dissolved Solids	81.0	mg/L	25.0	09/02/22 11:11	
EPA 300.0 Rev 2.1 1993	Chloride	12.0	mg/L	1.0	09/08/22 01:38	
EPA 300.0 Rev 2.1 1993	Sulfate	4.7	mg/L	1.0	09/08/22 01:38	
92623226002	**YGWA-18S**					
	Performed by	Customer			08/31/22 15:58	
	pH	5.18	Std. Units		08/31/22 15:58	
EPA 6010D	Calcium	0.77J	mg/L	1.0	09/12/22 21:36	
EPA 6020B	Barium	0.012	mg/L	0.0050	09/16/22 15:01	
EPA 6020B	Beryllium	0.000082J	mg/L	0.00050	09/15/22 20:19	
EPA 6020B	Boron	0.014J	mg/L	0.040	09/15/22 20:19	
EPA 6020B	Chromium	0.0015J	mg/L	0.0050	09/15/22 20:19	
EPA 6020B	Lithium	0.0014J	mg/L	0.030	09/15/22 20:19	
SM 2540C-2015	Total Dissolved Solids	52.0	mg/L	25.0	09/02/22 11:11	
EPA 300.0 Rev 2.1 1993	Chloride	7.0	mg/L	1.0	09/08/22 01:52	
EPA 300.0 Rev 2.1 1993	Sulfate	1.3	mg/L	1.0	09/08/22 01:52	
92623226003	**YGWA-18I**					
	Performed by	Customer			08/31/22 15:59	
	pH	5.82	Std. Units		08/31/22 15:59	
EPA 6010D	Calcium	5.7	mg/L	1.0	09/12/22 21:41	
EPA 6020B	Barium	0.017	mg/L	0.0050	09/15/22 20:43	
EPA 6020B	Lithium	0.0036J	mg/L	0.030	09/15/22 20:43	
SM 2540C-2015	Total Dissolved Solids	100	mg/L	25.0	09/02/22 11:11	
EPA 300.0 Rev 2.1 1993	Chloride	7.9	mg/L	1.0	09/08/22 02:06	
EPA 300.0 Rev 2.1 1993	Sulfate	0.78J	mg/L	1.0	09/08/22 02:06	
92623226004	**GWA-2**					
	Performed by	Customer			08/31/22 15:59	
	pH	5.39	Std. Units		08/31/22 15:59	
EPA 6010D	Calcium	23.5	mg/L	1.0	09/12/22 21:55	
EPA 6020B	Arsenic	0.0024J	mg/L	0.0050	09/15/22 20:49	
EPA 6020B	Barium	0.031	mg/L	0.0050	09/15/22 20:49	
EPA 6020B	Cobalt	0.075	mg/L	0.0050	09/15/22 20:49	
EPA 6020B	Lithium	0.0025J	mg/L	0.030	09/15/22 20:49	
EPA 6020B	Nickel	0.015	mg/L	0.0050	09/15/22 20:49	
EPA 6020B	Vanadium	0.0026J	mg/L	0.010	09/15/22 20:49	B
EPA 6020B	Zinc	0.011	mg/L	0.010	09/15/22 20:49	
SM 2540C-2015	Total Dissolved Solids	244	mg/L	25.0	09/02/22 11:12	
EPA 300.0 Rev 2.1 1993	Chloride	6.3	mg/L	1.0	09/08/22 02:48	
EPA 300.0 Rev 2.1 1993	Fluoride	0.086J	mg/L	0.10	09/08/22 02:48	
EPA 300.0 Rev 2.1 1993	Sulfate	101	mg/L	2.0	09/08/22 07:36	

REPORT OF LABORATORY ANALYSIS

This report shall not be reproduced, except in full,
without the written consent of Pace Analytical Services, LLC.

Pace Analytical Services, LLC
110 Technology Parkway
Peachtree Corners, GA 30092
(770)734-4200

SUMMARY OF DETECTION

Project: Plant Yates Pooled Upgradient-Revised Report
Pace Project No.: 92623226

Lab Sample ID / Method	Client Sample ID / Parameters	Result	Units	Report Limit	Analyzed	Qualifiers
92623226005	**YGWA-5I**					
	Performed by	Customer			08/31/22 16:00	
	pH	5.00	Std. Units		08/31/22 16:00	
EPA 6010D	Calcium	2.5	mg/L	1.0	09/14/22 18:34	M1
EPA 6020B	Barium	0.017	mg/L	0.0050	09/15/22 20:55	
EPA 6020B	Lithium	0.0035J	mg/L	0.030	09/15/22 20:55	
SM 2540C-2015	Total Dissolved Solids	86.0	mg/L	25.0	09/02/22 11:12	
EPA 300.0 Rev 2.1 1993	Chloride	4.4	mg/L	1.0	09/08/22 03:02	
EPA 300.0 Rev 2.1 1993	Sulfate	2.4	mg/L	1.0	09/08/22 03:02	
92623226006	**YGWA-5D**					
	Performed by	Customer			08/31/22 16:00	
	pH	7.40	Std. Units		08/31/22 16:00	
EPA 6010D	Calcium	24.8	mg/L	1.0	09/14/22 18:53	
EPA 6020B	Arsenic	0.0031J	mg/L	0.0050	09/15/22 21:01	
EPA 6020B	Barium	0.0079	mg/L	0.0050	09/15/22 21:01	
EPA 6020B	Boron	0.0098J	mg/L	0.040	09/15/22 21:01	
EPA 6020B	Lithium	0.0068J	mg/L	0.030	09/15/22 21:01	
EPA 6020B	Molybdenum	0.00089J	mg/L	0.010	09/15/22 21:01	
SM 2540C-2015	Total Dissolved Solids	148	mg/L	25.0	09/06/22 14:51	
EPA 300.0 Rev 2.1 1993	Chloride	3.5	mg/L	1.0	09/08/22 03:44	
EPA 300.0 Rev 2.1 1993	Fluoride	0.085J	mg/L	0.10	09/08/22 03:44	
EPA 300.0 Rev 2.1 1993	Sulfate	5.7	mg/L	1.0	09/08/22 03:44	
92623226007	**YGWA-21I**					
	Performed by	Customer			08/31/22 16:00	
	pH	6.58	Std. Units		08/31/22 16:00	
EPA 6010D	Calcium	7.3	mg/L	1.0	09/14/22 18:58	
EPA 6020B	Antimony	0.0046	mg/L	0.0030	09/15/22 21:19	
EPA 6020B	Arsenic	0.0022J	mg/L	0.0050	09/15/22 21:19	
EPA 6020B	Barium	0.0085	mg/L	0.0050	09/15/22 21:19	
EPA 6020B	Boron	0.012J	mg/L	0.040	09/15/22 21:19	
EPA 6020B	Cobalt	0.0066	mg/L	0.0050	09/15/22 21:19	
EPA 6020B	Lithium	0.0079J	mg/L	0.030	09/15/22 21:19	
SM 2540C-2015	Total Dissolved Solids	122	mg/L	25.0	09/02/22 11:12	
EPA 300.0 Rev 2.1 1993	Chloride	2.4	mg/L	1.0	09/08/22 03:58	
EPA 300.0 Rev 2.1 1993	Fluoride	0.10	mg/L	0.10	09/08/22 03:58	
EPA 300.0 Rev 2.1 1993	Sulfate	3.2	mg/L	1.0	09/08/22 03:58	
92623226008	**YGWA-1D**					
	Performed by	Customer			08/31/22 16:01	
	pH	7.2	Std. Units		08/31/22 16:01	
EPA 6010D	Calcium	14.9	mg/L	1.0	09/14/22 19:12	
EPA 6020B	Barium	0.0066	mg/L	0.0050	09/15/22 21:25	
EPA 6020B	Chromium	0.0011J	mg/L	0.0050	09/15/22 21:25	
EPA 6020B	Lithium	0.013J	mg/L	0.030	09/15/22 21:25	
EPA 6020B	Molybdenum	0.0094J	mg/L	0.010	09/15/22 21:25	
SM 2540C-2015	Total Dissolved Solids	116	mg/L	25.0	09/02/22 11:12	
EPA 300.0 Rev 2.1 1993	Chloride	1.3	mg/L	1.0	09/08/22 04:12	
EPA 300.0 Rev 2.1 1993	Fluoride	0.093J	mg/L	0.10	09/08/22 04:12	

REPORT OF LABORATORY ANALYSIS

This report shall not be reproduced, except in full,
without the written consent of Pace Analytical Services, LLC.

Pace Analytical Services, LLC
110 Technology Parkway
Peachtree Corners, GA 30092
(770)734-4200

SUMMARY OF DETECTION

Project: Plant Yates Pooled Upgradient-Revised Report
Pace Project No.: 92623226

Lab Sample ID / Method	Client Sample ID / Parameters	Result	Units	Report Limit	Analyzed	Qualifiers
92623226008	**YGWA-1D**					
EPA 300.0 Rev 2.1 1993	Sulfate	10.2	mg/L	1.0	09/08/22 04:12	
92623226009	**YGWA-2I**					
	Performed by	Customer			08/31/22 16:01	
	pH	7.04	Std. Units		08/31/22 16:01	
EPA 6010D	Calcium	25.4	mg/L	1.0	09/14/22 19:17	
EPA 6020B	Arsenic	0.0027J	mg/L	0.0050	09/15/22 21:31	
EPA 6020B	Barium	0.0030J	mg/L	0.0050	09/15/22 21:31	
EPA 6020B	Lithium	0.0044J	mg/L	0.030	09/15/22 21:31	
EPA 6020B	Molybdenum	0.0068J	mg/L	0.010	09/15/22 21:31	
SM 2540C-2015	Total Dissolved Solids	153	mg/L	25.0	09/02/22 11:12	
EPA 300.0 Rev 2.1 1993	Chloride	1.2	mg/L	1.0	09/08/22 04:26	
EPA 300.0 Rev 2.1 1993	Fluoride	0.12	mg/L	0.10	09/08/22 04:26	
EPA 300.0 Rev 2.1 1993	Sulfate	20.1	mg/L	1.0	09/08/22 04:26	
92623226010	**YGWA-30I**					
	Performed by	Customer			09/02/22 10:43	
	pH	5.87	Std. Units		09/02/22 10:43	
EPA 6010D	Calcium	1.3	mg/L	1.0	09/14/22 19:22	
EPA 6020B	Barium	0.0068	mg/L	0.0050	09/15/22 21:37	
EPA 6020B	Cobalt	0.0040J	mg/L	0.0050	09/15/22 21:37	
EPA 6020B	Lithium	0.0012J	mg/L	0.030	09/15/22 21:37	
SM 2540C-2015	Total Dissolved Solids	33.0	mg/L	25.0	09/05/22 13:00	D6
EPA 300.0 Rev 2.1 1993	Chloride	1.8	mg/L	1.0	09/08/22 17:05	
EPA 300.0 Rev 2.1 1993	Fluoride	0.060J	mg/L	0.10	09/08/22 17:05	
EPA 300.0 Rev 2.1 1993	Sulfate	1.1	mg/L	1.0	09/08/22 17:05	
92623226011	**YGWA-14S**					
	Performed by	Customer			09/02/22 10:45	
	pH	5.15	Std. Units		09/02/22 10:45	
EPA 6010D	Calcium	1.3	mg/L	1.0	09/14/22 19:27	
EPA 6020B	Barium	0.0075	mg/L	0.0050	09/16/22 15:19	
EPA 6020B	Beryllium	0.00020J	mg/L	0.00050	09/16/22 15:19	
EPA 6020B	Boron	0.015J	mg/L	0.040	09/16/22 15:19	
SM 2540C-2015	Total Dissolved Solids	51.0	mg/L	25.0	09/05/22 13:00	
EPA 300.0 Rev 2.1 1993	Chloride	4.6	mg/L	1.0	09/08/22 17:47	
EPA 300.0 Rev 2.1 1993	Fluoride	0.053J	mg/L	0.10	09/08/22 17:47	
EPA 300.0 Rev 2.1 1993	Sulfate	5.8	mg/L	1.0	09/08/22 17:47	
92623226012	**YGWA-1I**					
	Performed by	Customer			09/02/22 10:45	
	pH	5.64	Std. Units		09/02/22 10:45	
EPA 6010D	Calcium	1.9	mg/L	1.0	09/14/22 19:31	
EPA 6020B	Barium	0.0074	mg/L	0.0050	09/16/22 15:25	
EPA 6020B	Cobalt	0.00085J	mg/L	0.0050	09/16/22 15:25	
EPA 6020B	Molybdenum	0.0055J	mg/L	0.010	09/16/22 15:25	
SM 2540C-2015	Total Dissolved Solids	46.0	mg/L	25.0	09/05/22 13:00	
EPA 300.0 Rev 2.1 1993	Chloride	1.5	mg/L	1.0	09/08/22 18:01	
EPA 300.0 Rev 2.1 1993	Fluoride	0.065J	mg/L	0.10	09/08/22 18:01	

REPORT OF LABORATORY ANALYSIS

This report shall not be reproduced, except in full,
without the written consent of Pace Analytical Services, LLC.

Pace Analytical Services, LLC
110 Technology Parkway
Peachtree Corners, GA 30092
(770)734-4200

SUMMARY OF DETECTION

Project: Plant Yates Pooled Upgradient-Revised Report
Pace Project No.: 92623226

Lab Sample ID / Method	Client Sample ID / Parameters	Result	Units	Report Limit	Analyzed	Qualifiers
92623226012	**YGWA-1I**					
EPA 300.0 Rev 2.1 1993	Sulfate	4.8	mg/L	1.0	09/08/22 18:01	
92623226013	**YGWA-47**					
	Performed by	Customer			09/02/22 10:45	
	pH	5.32	Std. Units		09/02/22 10:45	
EPA 6010D	Calcium	9.6	mg/L	1.0	09/14/22 19:36	
EPA 6020B	Barium	0.029	mg/L	0.0050	09/16/22 15:30	
EPA 6020B	Boron	0.0091J	mg/L	0.040	09/16/22 15:30	
EPA 6020B	Cobalt	0.00096J	mg/L	0.0050	09/16/22 15:30	
EPA 6020B	Lithium	0.0037J	mg/L	0.030	09/16/22 15:30	
SM 2540C-2015	Total Dissolved Solids	116	mg/L	25.0	09/05/22 13:00	
EPA 300.0 Rev 2.1 1993	Chloride	3.5	mg/L	1.0	09/08/22 18:15	
EPA 300.0 Rev 2.1 1993	Fluoride	0.065J	mg/L	0.10	09/08/22 18:15	
EPA 300.0 Rev 2.1 1993	Sulfate	48.0	mg/L	1.0	09/08/22 18:15	
92623226014	**YGWA-4I**					
	Performed by	Customer			09/02/22 10:46	
	pH	5.50	Std. Units		09/02/22 10:46	
EPA 6010D	Calcium	8.9	mg/L	1.0	09/14/22 19:41	
EPA 6020B	Barium	0.013	mg/L	0.0050	09/16/22 15:36	
EPA 6020B	Lithium	0.013J	mg/L	0.030	09/16/22 15:36	
SM 2540C-2015	Total Dissolved Solids	92.0	mg/L	25.0	09/05/22 13:01	
EPA 300.0 Rev 2.1 1993	Chloride	4.4	mg/L	1.0	09/08/22 18:29	
EPA 300.0 Rev 2.1 1993	Fluoride	0.061J	mg/L	0.10	09/08/22 18:29	
EPA 300.0 Rev 2.1 1993	Sulfate	8.0	mg/L	1.0	09/08/22 18:29	
92623226015	**YGWA-20S**					
	Performed by	Customer			09/02/22 10:46	
	pH	5.38	Std. Units		09/02/22 10:46	
EPA 6010D	Calcium	2.4	mg/L	1.0	09/14/22 19:46	
EPA 6020B	Barium	0.011	mg/L	0.0050	09/15/22 22:07	
SM 2540C-2015	Total Dissolved Solids	62.0	mg/L	25.0	09/05/22 13:01	
EPA 300.0 Rev 2.1 1993	Chloride	2.9	mg/L	1.0	09/08/22 18:43	
92623226016	**YGWA-3I**					
	Performed by	Customer			09/02/22 10:47	
	pH	7.49	Std. Units		09/02/22 10:47	
EPA 6010D	Calcium	23.5	mg/L	1.0	09/14/22 19:50	
EPA 6020B	Barium	0.0030J	mg/L	0.0050	09/15/22 22:12	
EPA 6020B	Lithium	0.022J	mg/L	0.030	09/16/22 15:48	
EPA 6020B	Molybdenum	0.0068J	mg/L	0.010	09/15/22 22:12	
SM 2540C-2015	Total Dissolved Solids	137	mg/L	25.0	09/05/22 13:01	
EPA 300.0 Rev 2.1 1993	Chloride	1.3	mg/L	1.0	09/08/22 19:24	
EPA 300.0 Rev 2.1 1993	Fluoride	0.13	mg/L	0.10	09/08/22 19:24	
EPA 300.0 Rev 2.1 1993	Sulfate	13.9	mg/L	1.0	09/08/22 19:24	
92623226017	**YGWA-3D**					
	Performed by	Customer			09/02/22 10:47	
	pH	7.65	Std. Units		09/02/22 10:47	

REPORT OF LABORATORY ANALYSIS

This report shall not be reproduced, except in full,
without the written consent of Pace Analytical Services, LLC.

Pace Analytical Services, LLC
110 Technology Parkway
Peachtree Corners, GA 30092
(770)734-4200

SUMMARY OF DETECTION

Project: Plant Yates Pooled Upgradient-Revised Report
Pace Project No.: 92623226

Lab Sample ID / Method	Client Sample ID / Parameters	Result	Units	Report Limit	Analyzed	Qualifiers
92623226017	**YGWA-3D**					
EPA 6010D	Calcium	28.7	mg/L	1.0	09/14/22 20:05	
EPA 6020B	Arsenic	0.0028J	mg/L	0.0050	09/15/22 22:30	
EPA 6020B	Barium	0.0048J	mg/L	0.0050	09/15/22 22:30	
EPA 6020B	Lithium	0.021J	mg/L	0.030	09/15/22 22:30	
EPA 6020B	Molybdenum	0.011	mg/L	0.010	09/15/22 22:30	
SM 2540C-2015	Total Dissolved Solids	141	mg/L	25.0	09/05/22 13:01	
EPA 300.0 Rev 2.1 1993	Chloride	1.3	mg/L	1.0	09/08/22 19:38	
EPA 300.0 Rev 2.1 1993	Fluoride	0.42	mg/L	0.10	09/08/22 19:38	
EPA 300.0 Rev 2.1 1993	Sulfate	6.9	mg/L	1.0	09/08/22 19:38	
92623226018	**YGWA-39**					
	Performed by	Customer			09/02/22 10:47	
	pH	5.30	Std. Units		09/02/22 10:47	
EPA 6010D	Calcium	16.3	mg/L	1.0	09/14/22 20:09	
EPA 6020B	Arsenic	0.0029J	mg/L	0.0050	09/15/22 22:36	
EPA 6020B	Barium	0.035	mg/L	0.0050	09/15/22 22:36	
EPA 6020B	Boron	0.14	mg/L	0.040	09/15/22 22:36	
EPA 6020B	Cadmium	0.00044J	mg/L	0.00050	09/15/22 22:36	
EPA 6020B	Cobalt	0.00085J	mg/L	0.0050	09/15/22 22:36	
EPA 6020B	Lithium	0.0065J	mg/L	0.030	09/15/22 22:36	
EPA 6020B	Molybdenum	0.0036J	mg/L	0.010	09/15/22 22:36	
SM 2540C-2015	Total Dissolved Solids	242	mg/L	25.0	09/05/22 13:01	
EPA 300.0 Rev 2.1 1993	Chloride	6.7	mg/L	1.0	09/08/22 19:52	
EPA 300.0 Rev 2.1 1993	Fluoride	0.065J	mg/L	0.10	09/08/22 19:52	
EPA 300.0 Rev 2.1 1993	Sulfate	10.9	mg/L	1.0	09/08/22 19:52	
92623226019	**YGWA-40**					
	Performed by	Customer			09/02/22 10:47	
	pH	4.53	Std. Units		09/02/22 10:47	
EPA 6010D	Calcium	6.2	mg/L	1.0	09/14/22 20:14	
EPA 6020B	Barium	0.035	mg/L	0.0050	09/15/22 22:42	
EPA 6020B	Beryllium	0.00025J	mg/L	0.00050	09/15/22 22:42	
EPA 6020B	Boron	0.062	mg/L	0.040	09/15/22 22:42	
EPA 7470A	Mercury	0.00064	mg/L	0.00020	09/16/22 12:13	
SM 2540C-2015	Total Dissolved Solids	92.0	mg/L	25.0	09/05/22 13:01	
EPA 300.0 Rev 2.1 1993	Chloride	6.3	mg/L	1.0	09/08/22 20:34	
EPA 300.0 Rev 2.1 1993	Fluoride	0.050J	mg/L	0.10	09/08/22 20:34	
EPA 300.0 Rev 2.1 1993	Sulfate	17.9	mg/L	1.0	09/08/22 20:34	

This report shall not be reproduced, except in full,
without the written consent of Pace Analytical Services, LLC.

Pace Analytical Services, LLC
110 Technology Parkway
Peachtree Corners, GA 30092
(770)734-4200

ANALYTICAL RESULTS

Project: Plant Yates Pooled Upgradient-Revised Report
Pace Project No.: 92623226

Sample: YGWA-17S **Lab ID: 92623226001** Collected: 08/30/22 15:40 Received: 08/31/22 11:03 Matrix: Water

Parameters	Results	Units	Report Limit	MDL	DF	Prepared	Analyzed	CAS No.	Qual
Field Data	Analytical Method: Pace Analytical Services - Charlotte								
Performed by	**Customer**				1		08/31/22 15:58		
pH	**4.68**	Std. Units			1		08/31/22 15:58		
6010D ATL ICP	Analytical Method: EPA 6010D Preparation Method: EPA 3010A Pace Analytical Services - Peachtree Corners, GA								
Calcium	**3.0**	mg/L	1.0	0.12	1	09/12/22 16:20	09/12/22 21:17	7440-70-2	
6020 MET ICPMS	Analytical Method: EPA 6020B Preparation Method: EPA 3005A Pace Analytical Services - Peachtree Corners, GA								
Antimony	ND	mg/L	0.0030	0.00078	1	09/12/22 18:08	09/13/22 20:15	7440-36-0	
Arsenic	ND	mg/L	0.0050	0.0022	1	09/12/22 18:08	09/13/22 20:15	7440-38-2	
Barium	**0.017**	mg/L	0.0050	0.00067	1	09/12/22 18:08	09/13/22 20:15	7440-39-3	
Beryllium	**0.00010J**	mg/L	0.00050	0.000054	1	09/12/22 18:08	09/13/22 20:15	7440-41-7	
Boron	**0.013J**	mg/L	0.040	0.0086	1	09/12/22 18:08	09/13/22 20:15	7440-42-8	
Cadmium	ND	mg/L	0.00050	0.00011	1	09/12/22 18:08	09/13/22 20:15	7440-43-9	
Chromium	ND	mg/L	0.0050	0.0011	1	09/12/22 18:08	09/13/22 20:15	7440-47-3	
Cobalt	ND	mg/L	0.0050	0.00039	1	09/12/22 18:08	09/13/22 20:15	7440-48-4	
Lead	ND	mg/L	0.0010	0.00089	1	09/12/22 18:08	09/13/22 20:15	7439-92-1	
Lithium	ND	mg/L	0.030	0.00073	1	09/12/22 18:08	09/13/22 20:15	7439-93-2	
Molybdenum	ND	mg/L	0.010	0.00074	1	09/12/22 18:08	09/13/22 20:15	7439-98-7	
Selenium	ND	mg/L	0.0050	0.0014	1	09/12/22 18:08	09/13/22 20:15	7782-49-2	
Thallium	ND	mg/L	0.0010	0.00018	1	09/12/22 18:08	09/13/22 20:15	7440-28-0	
7470 Mercury	Analytical Method: EPA 7470A Preparation Method: EPA 7470A Pace Analytical Services - Peachtree Corners, GA								
Mercury	ND	mg/L	0.00020	0.00013	1	09/15/22 16:00	09/16/22 11:06	7439-97-6	
2540C Total Dissolved Solids	Analytical Method: SM 2540C-2015 Pace Analytical Services - Peachtree Corners, GA								
Total Dissolved Solids	**81.0**	mg/L	25.0	10.0	1		09/02/22 11:11		
300.0 IC Anions 28 Days	Analytical Method: EPA 300.0 Rev 2.1 1993 Pace Analytical Services - Asheville								
Chloride	**12.0**	mg/L	1.0	0.60	1		09/08/22 01:38	16887-00-6	
Fluoride	ND	mg/L	0.10	0.050	1		09/08/22 01:38	16984-48-8	
Sulfate	**4.7**	mg/L	1.0	0.50	1		09/08/22 01:38	14808-79-8	

REPORT OF LABORATORY ANALYSIS

This report shall not be reproduced, except in full,
without the written consent of Pace Analytical Services, LLC.

Pace Analytical Services, LLC
110 Technology Parkway
Peachtree Corners, GA 30092
(770)734-4200

ANALYTICAL RESULTS

Project: Plant Yates Pooled Upgradient-Revised Report
Pace Project No.: 92623226

Sample: YGWA-18S **Lab ID: 92623226002** Collected: 08/30/22 10:10 Received: 08/31/22 11:03 Matrix: Water

Parameters	Results	Units	Report Limit	MDL	DF	Prepared	Analyzed	CAS No.	Qual
Field Data	Analytical Method: Pace Analytical Services - Charlotte								
Performed by	**Customer**				1		08/31/22 15:58		
pH	**5.18**	Std. Units			1		08/31/22 15:58		
6010D ATL ICP	Analytical Method: EPA 6010D Preparation Method: EPA 3010A Pace Analytical Services - Peachtree Corners, GA								
Calcium	**0.77J**	mg/L	1.0	0.12	1	09/12/22 16:20	09/12/22 21:36	7440-70-2	
6020 MET ICPMS	Analytical Method: EPA 6020B Preparation Method: EPA 3005A Pace Analytical Services - Peachtree Corners, GA								
Antimony	ND	mg/L	0.0030	0.00078	1	09/13/22 18:29	09/16/22 15:01	7440-36-0	
Arsenic	ND	mg/L	0.0050	0.0022	1	09/13/22 18:29	09/15/22 20:19	7440-38-2	
Barium	**0.012**	mg/L	0.0050	0.00067	1	09/13/22 18:29	09/16/22 15:01	7440-39-3	
Beryllium	**0.000082J**	mg/L	0.00050	0.000054	1	09/13/22 18:29	09/15/22 20:19	7440-41-7	
Boron	**0.014J**	mg/L	0.040	0.0086	1	09/13/22 18:29	09/15/22 20:19	7440-42-8	
Cadmium	ND	mg/L	0.00050	0.00011	1	09/13/22 18:29	09/15/22 20:19	7440-43-9	
Chromium	**0.0015J**	mg/L	0.0050	0.0011	1	09/13/22 18:29	09/15/22 20:19	7440-47-3	
Cobalt	ND	mg/L	0.0050	0.00039	1	09/13/22 18:29	09/15/22 20:19	7440-48-4	
Lead	ND	mg/L	0.0010	0.00089	1	09/13/22 18:29	09/15/22 20:19	7439-92-1	
Lithium	**0.0014J**	mg/L	0.030	0.00073	1	09/13/22 18:29	09/15/22 20:19	7439-93-2	
Molybdenum	ND	mg/L	0.010	0.00074	1	09/13/22 18:29	09/16/22 15:01	7439-98-7	
Selenium	ND	mg/L	0.0050	0.0014	1	09/13/22 18:29	09/15/22 20:19	7782-49-2	
Thallium	ND	mg/L	0.0010	0.00018	1	09/13/22 18:29	09/15/22 20:19	7440-28-0	
7470 Mercury	Analytical Method: EPA 7470A Preparation Method: EPA 7470A Pace Analytical Services - Peachtree Corners, GA								
Mercury	ND	mg/L	0.00020	0.00013	1	09/15/22 16:00	09/16/22 11:09	7439-97-6	
2540C Total Dissolved Solids	Analytical Method: SM 2540C-2015 Pace Analytical Services - Peachtree Corners, GA								
Total Dissolved Solids	**52.0**	mg/L	25.0	10.0	1		09/02/22 11:11		
300.0 IC Anions 28 Days	Analytical Method: EPA 300.0 Rev 2.1 1993 Pace Analytical Services - Asheville								
Chloride	**7.0**	mg/L	1.0	0.60	1		09/08/22 01:52	16887-00-6	
Fluoride	ND	mg/L	0.10	0.050	1		09/08/22 01:52	16984-48-8	
Sulfate	**1.3**	mg/L	1.0	0.50	1		09/08/22 01:52	14808-79-8	

REPORT OF LABORATORY ANALYSIS

This report shall not be reproduced, except in full,
without the written consent of Pace Analytical Services, LLC.

Pace Analytical Services, LLC
110 Technology Parkway
Peachtree Corners, GA 30092
(770)734-4200

ANALYTICAL RESULTS

Project: Plant Yates Pooled Upgradient-Revised Report
Pace Project No.: 92623226

Sample: YGWA-18I **Lab ID: 92623226003** Collected: 08/30/22 13:35 Received: 08/31/22 11:03 Matrix: Water

Parameters	Results	Units	Report Limit	MDL	DF	Prepared	Analyzed	CAS No.	Qual
Field Data	Analytical Method: Pace Analytical Services - Charlotte								
Performed by	**Customer**				1		08/31/22 15:59		
pH	**5.82**	Std. Units			1		08/31/22 15:59		
6010D ATL ICP	Analytical Method: EPA 6010D Preparation Method: EPA 3010A Pace Analytical Services - Peachtree Corners, GA								
Calcium	**5.7**	mg/L	1.0	0.12	1	09/12/22 16:20	09/12/22 21:41	7440-70-2	
6020 MET ICPMS	Analytical Method: EPA 6020B Preparation Method: EPA 3005A Pace Analytical Services - Peachtree Corners, GA								
Antimony	ND	mg/L	0.0030	0.00078	1	09/13/22 18:29	09/15/22 20:43	7440-36-0	
Arsenic	ND	mg/L	0.0050	0.0022	1	09/13/22 18:29	09/16/22 15:07	7440-38-2	
Barium	**0.017**	mg/L	0.0050	0.00067	1	09/13/22 18:29	09/15/22 20:43	7440-39-3	
Beryllium	ND	mg/L	0.00050	0.000054	1	09/13/22 18:29	09/16/22 15:07	7440-41-7	
Boron	ND	mg/L	0.040	0.0086	1	09/13/22 18:29	09/16/22 15:07	7440-42-8	
Cadmium	ND	mg/L	0.00050	0.00011	1	09/13/22 18:29	09/15/22 20:43	7440-43-9	
Chromium	ND	mg/L	0.0050	0.0011	1	09/13/22 18:29	09/15/22 20:43	7440-47-3	
Cobalt	ND	mg/L	0.0050	0.00039	1	09/13/22 18:29	09/15/22 20:43	7440-48-4	
Lead	ND	mg/L	0.0010	0.00089	1	09/13/22 18:29	09/15/22 20:43	7439-92-1	
Lithium	**0.0036J**	mg/L	0.030	0.00073	1	09/13/22 18:29	09/15/22 20:43	7439-93-2	
Molybdenum	ND	mg/L	0.010	0.00074	1	09/13/22 18:29	09/15/22 20:43	7439-98-7	
Selenium	ND	mg/L	0.0050	0.0014	1	09/13/22 18:29	09/16/22 15:07	7782-49-2	
Thallium	ND	mg/L	0.0010	0.00018	1	09/13/22 18:29	09/15/22 20:43	7440-28-0	
7470 Mercury	Analytical Method: EPA 7470A Preparation Method: EPA 7470A Pace Analytical Services - Peachtree Corners, GA								
Mercury	ND	mg/L	0.00020	0.00013	1	09/15/22 16:00	09/16/22 11:20	7439-97-6	
2540C Total Dissolved Solids	Analytical Method: SM 2540C-2015 Pace Analytical Services - Peachtree Corners, GA								
Total Dissolved Solids	**100**	mg/L	25.0	10.0	1		09/02/22 11:11		
300.0 IC Anions 28 Days	Analytical Method: EPA 300.0 Rev 2.1 1993 Pace Analytical Services - Asheville								
Chloride	**7.9**	mg/L	1.0	0.60	1		09/08/22 02:06	16887-00-6	
Fluoride	ND	mg/L	0.10	0.050	1		09/08/22 02:06	16984-48-8	
Sulfate	**0.78J**	mg/L	1.0	0.50	1		09/08/22 02:06	14808-79-8	

REPORT OF LABORATORY ANALYSIS

This report shall not be reproduced, except in full,
without the written consent of Pace Analytical Services, LLC.

Pace Analytical Services, LLC
110 Technology Parkway
Peachtree Corners, GA 30092
(770)734-4200

ANALYTICAL RESULTS

Project: Plant Yates Pooled Upgradient-Revised Report
Pace Project No.: 92623226

Sample: GWA-2 **Lab ID: 92623226004** Collected: 08/30/22 10:05 Received: 08/31/22 11:03 Matrix: Water

Parameters	Results	Units	Report Limit	MDL	DF	Prepared	Analyzed	CAS No.	Qual
Field Data	Analytical Method: Pace Analytical Services - Charlotte								
Performed by	**Customer**				1		08/31/22 15:59		
pH	**5.39**	Std. Units			1		08/31/22 15:59		
6010D ATL ICP	Analytical Method: EPA 6010D Preparation Method: EPA 3010A Pace Analytical Services - Peachtree Corners, GA								
Calcium	**23.5**	mg/L	1.0	0.12	1	09/12/22 16:20	09/12/22 21:55	7440-70-2	
6020 MET ICPMS	Analytical Method: EPA 6020B Preparation Method: EPA 3005A Pace Analytical Services - Peachtree Corners, GA								
Antimony	ND	mg/L	0.0030	0.00078	1	09/13/22 18:29	09/15/22 20:49	7440-36-0	
Arsenic	**0.0024J**	mg/L	0.0050	0.0022	1	09/13/22 18:29	09/15/22 20:49	7440-38-2	
Barium	**0.031**	mg/L	0.0050	0.00067	1	09/13/22 18:29	09/15/22 20:49	7440-39-3	
Beryllium	ND	mg/L	0.00050	0.000054	1	09/13/22 18:29	09/15/22 20:49	7440-41-7	
Boron	ND	mg/L	0.040	0.0086	1	09/13/22 18:29	09/15/22 20:49	7440-42-8	
Cadmium	ND	mg/L	0.00050	0.00011	1	09/13/22 18:29	09/15/22 20:49	7440-43-9	
Chromium	ND	mg/L	0.0050	0.0011	1	09/13/22 18:29	09/15/22 20:49	7440-47-3	
Cobalt	**0.075**	mg/L	0.0050	0.00039	1	09/13/22 18:29	09/15/22 20:49	7440-48-4	
Copper	ND	mg/L	0.0050	0.0010	1	09/13/22 18:29	09/15/22 20:49	7440-50-8	
Lead	ND	mg/L	0.0010	0.00089	1	09/13/22 18:29	09/15/22 20:49	7439-92-1	
Lithium	**0.0025J**	mg/L	0.030	0.00073	1	09/13/22 18:29	09/15/22 20:49	7439-93-2	
Molybdenum	ND	mg/L	0.010	0.00074	1	09/13/22 18:29	09/15/22 20:49	7439-98-7	
Nickel	**0.015**	mg/L	0.0050	0.00071	1	09/13/22 18:29	09/15/22 20:49	7440-02-0	
Selenium	ND	mg/L	0.0050	0.0014	1	09/13/22 18:29	09/15/22 20:49	7782-49-2	
Silver	ND	mg/L	0.0050	0.00044	1	09/13/22 18:29	09/15/22 20:49	7440-22-4	
Thallium	ND	mg/L	0.0010	0.00018	1	09/13/22 18:29	09/15/22 20:49	7440-28-0	
Vanadium	**0.0026J**	mg/L	0.010	0.0019	1	09/13/22 18:29	09/15/22 20:49	7440-62-2	B
Zinc	**0.011**	mg/L	0.010	0.0070	1	09/13/22 18:29	09/15/22 20:49	7440-66-6	
7470 Mercury	Analytical Method: EPA 7470A Preparation Method: EPA 7470A Pace Analytical Services - Peachtree Corners, GA								
Mercury	ND	mg/L	0.00020	0.00013	1	09/15/22 16:00	09/16/22 11:23	7439-97-6	
2540C Total Dissolved Solids	Analytical Method: SM 2540C-2015 Pace Analytical Services - Peachtree Corners, GA								
Total Dissolved Solids	**244**	mg/L	25.0	10.0	1		09/02/22 11:12		
300.0 IC Anions 28 Days	Analytical Method: EPA 300.0 Rev 2.1 1993 Pace Analytical Services - Asheville								
Chloride	**6.3**	mg/L	1.0	0.60	1		09/08/22 02:48	16887-00-6	
Fluoride	**0.086J**	mg/L	0.10	0.050	1		09/08/22 02:48	16984-48-8	
Sulfate	**101**	mg/L	2.0	1.0	2		09/08/22 07:36	14808-79-8	

REPORT OF LABORATORY ANALYSIS

This report shall not be reproduced, except in full,
without the written consent of Pace Analytical Services, LLC.

Pace Analytical Services, LLC
110 Technology Parkway
Peachtree Corners, GA 30092
(770)734-4200

ANALYTICAL RESULTS

Project: Plant Yates Pooled Upgradient-Revised Report
Pace Project No.: 92623226

Sample: YGWA-5I **Lab ID: 92623226005** Collected: 08/30/22 10:52 Received: 08/31/22 11:03 Matrix: Water

Parameters	Results	Units	Report Limit	MDL	DF	Prepared	Analyzed	CAS No.	Qual
Field Data	Analytical Method: Pace Analytical Services - Charlotte								
Performed by	**Customer**				1		08/31/22 16:00		
pH	**5.00**	Std. Units			1		08/31/22 16:00		
6010D ATL ICP	Analytical Method: EPA 6010D Preparation Method: EPA 3010A Pace Analytical Services - Peachtree Corners, GA								
Calcium	**2.5**	mg/L	1.0	0.12	1	09/14/22 10:55	09/14/22 18:34	7440-70-2	M1
6020 MET ICPMS	Analytical Method: EPA 6020B Preparation Method: EPA 3005A Pace Analytical Services - Peachtree Corners, GA								
Antimony	ND	mg/L	0.0030	0.00078	1	09/13/22 18:29	09/15/22 20:55	7440-36-0	
Arsenic	ND	mg/L	0.0050	0.0022	1	09/13/22 18:29	09/15/22 20:55	7440-38-2	
Barium	**0.017**	mg/L	0.0050	0.00067	1	09/13/22 18:29	09/15/22 20:55	7440-39-3	
Beryllium	ND	mg/L	0.00050	0.000054	1	09/13/22 18:29	09/15/22 20:55	7440-41-7	
Boron	ND	mg/L	0.040	0.0086	1	09/13/22 18:29	09/15/22 20:55	7440-42-8	
Cadmium	ND	mg/L	0.00050	0.00011	1	09/13/22 18:29	09/15/22 20:55	7440-43-9	
Chromium	ND	mg/L	0.0050	0.0011	1	09/13/22 18:29	09/16/22 15:13	7440-47-3	
Cobalt	ND	mg/L	0.0050	0.00039	1	09/13/22 18:29	09/16/22 15:13	7440-48-4	
Lead	ND	mg/L	0.0010	0.00089	1	09/13/22 18:29	09/15/22 20:55	7439-92-1	
Lithium	**0.0035J**	mg/L	0.030	0.00073	1	09/13/22 18:29	09/15/22 20:55	7439-93-2	
Molybdenum	ND	mg/L	0.010	0.00074	1	09/13/22 18:29	09/15/22 20:55	7439-98-7	
Selenium	ND	mg/L	0.0050	0.0014	1	09/13/22 18:29	09/15/22 20:55	7782-49-2	
Thallium	ND	mg/L	0.0010	0.00018	1	09/13/22 18:29	09/15/22 20:55	7440-28-0	
7470 Mercury	Analytical Method: EPA 7470A Preparation Method: EPA 7470A Pace Analytical Services - Peachtree Corners, GA								
Mercury	ND	mg/L	0.00020	0.00013	1	09/15/22 16:00	09/16/22 11:31	7439-97-6	
2540C Total Dissolved Solids	Analytical Method: SM 2540C-2015 Pace Analytical Services - Peachtree Corners, GA								
Total Dissolved Solids	**86.0**	mg/L	25.0	10.0	1		09/02/22 11:12		
300.0 IC Anions 28 Days	Analytical Method: EPA 300.0 Rev 2.1 1993 Pace Analytical Services - Asheville								
Chloride	**4.4**	mg/L	1.0	0.60	1		09/08/22 03:02	16887-00-6	
Fluoride	ND	mg/L	0.10	0.050	1		09/08/22 03:02	16984-48-8	
Sulfate	**2.4**	mg/L	1.0	0.50	1		09/08/22 03:02	14808-79-8	

REPORT OF LABORATORY ANALYSIS

This report shall not be reproduced, except in full,
without the written consent of Pace Analytical Services, LLC.

Pace Analytical Services, LLC
110 Technology Parkway
Peachtree Corners, GA 30092
(770)734-4200

ANALYTICAL RESULTS

Project: Plant Yates Pooled Upgradient-Revised Report
Pace Project No.: 92623226

Sample: YGWA-5D **Lab ID: 92623226006** Collected: 08/30/22 12:05 Received: 08/31/22 11:03 Matrix: Water

Parameters	Results	Units	Report Limit	MDL	DF	Prepared	Analyzed	CAS No.	Qual
Field Data	Analytical Method: Pace Analytical Services - Charlotte								
Performed by	**Customer**				1		08/31/22 16:00		
pH	**7.40**	Std. Units			1		08/31/22 16:00		
6010D ATL ICP	Analytical Method: EPA 6010D Preparation Method: EPA 3010A Pace Analytical Services - Peachtree Corners, GA								
Calcium	**24.8**	mg/L	1.0	0.12	1	09/14/22 10:55	09/14/22 18:53	7440-70-2	
6020 MET ICPMS	Analytical Method: EPA 6020B Preparation Method: EPA 3005A Pace Analytical Services - Peachtree Corners, GA								
Antimony	ND	mg/L	0.0030	0.00078	1	09/13/22 18:29	09/15/22 21:01	7440-36-0	
Arsenic	**0.0031J**	mg/L	0.0050	0.0022	1	09/13/22 18:29	09/15/22 21:01	7440-38-2	
Barium	**0.0079**	mg/L	0.0050	0.00067	1	09/13/22 18:29	09/15/22 21:01	7440-39-3	
Beryllium	ND	mg/L	0.00050	0.000054	1	09/13/22 18:29	09/15/22 21:01	7440-41-7	
Boron	**0.0098J**	mg/L	0.040	0.0086	1	09/13/22 18:29	09/15/22 21:01	7440-42-8	
Cadmium	ND	mg/L	0.00050	0.00011	1	09/13/22 18:29	09/15/22 21:01	7440-43-9	
Chromium	ND	mg/L	0.0050	0.0011	1	09/13/22 18:29	09/15/22 21:01	7440-47-3	
Cobalt	ND	mg/L	0.0050	0.00039	1	09/13/22 18:29	09/15/22 21:01	7440-48-4	
Lead	ND	mg/L	0.0010	0.00089	1	09/13/22 18:29	09/15/22 21:01	7439-92-1	
Lithium	**0.0068J**	mg/L	0.030	0.00073	1	09/13/22 18:29	09/15/22 21:01	7439-93-2	
Molybdenum	**0.00089J**	mg/L	0.010	0.00074	1	09/13/22 18:29	09/15/22 21:01	7439-98-7	
Selenium	ND	mg/L	0.0050	0.0014	1	09/13/22 18:29	09/15/22 21:01	7782-49-2	
Thallium	ND	mg/L	0.0010	0.00018	1	09/13/22 18:29	09/15/22 21:01	7440-28-0	
7470 Mercury	Analytical Method: EPA 7470A Preparation Method: EPA 7470A Pace Analytical Services - Peachtree Corners, GA								
Mercury	ND	mg/L	0.00020	0.00013	1	09/15/22 16:00	09/16/22 11:33	7439-97-6	
2540C Total Dissolved Solids	Analytical Method: SM 2540C-2015 Pace Analytical Services - Peachtree Corners, GA								
Total Dissolved Solids	**148**	mg/L	25.0	10.0	1		09/06/22 14:51		
300.0 IC Anions 28 Days	Analytical Method: EPA 300.0 Rev 2.1 1993 Pace Analytical Services - Asheville								
Chloride	**3.5**	mg/L	1.0	0.60	1		09/08/22 03:44	16887-00-6	
Fluoride	**0.085J**	mg/L	0.10	0.050	1		09/08/22 03:44	16984-48-8	
Sulfate	**5.7**	mg/L	1.0	0.50	1		09/08/22 03:44	14808-79-8	

REPORT OF LABORATORY ANALYSIS

This report shall not be reproduced, except in full,
without the written consent of Pace Analytical Services, LLC.

Pace Analytical Services, LLC
110 Technology Parkway
Peachtree Corners, GA 30092
(770)734-4200

ANALYTICAL RESULTS

Project: Plant Yates Pooled Upgradient-Revised Report
Pace Project No.: 92623226

Sample: YGWA-21I **Lab ID: 92623226007** Collected: 08/30/22 14:30 Received: 08/31/22 11:03 Matrix: Water

Parameters	Results	Units	Report Limit	MDL	DF	Prepared	Analyzed	CAS No.	Qual
Field Data	Analytical Method: Pace Analytical Services - Charlotte								
Performed by	**Customer**				1		08/31/22 16:00		
pH	**6.58**	Std. Units			1		08/31/22 16:00		
6010D ATL ICP	Analytical Method: EPA 6010D Preparation Method: EPA 3010A Pace Analytical Services - Peachtree Corners, GA								
Calcium	**7.3**	mg/L	1.0	0.12	1	09/14/22 10:55	09/14/22 18:58	7440-70-2	
6020 MET ICPMS	Analytical Method: EPA 6020B Preparation Method: EPA 3005A Pace Analytical Services - Peachtree Corners, GA								
Antimony	**0.0046**	mg/L	0.0030	0.00078	1	09/13/22 18:29	09/15/22 21:19	7440-36-0	
Arsenic	**0.0022J**	mg/L	0.0050	0.0022	1	09/13/22 18:29	09/15/22 21:19	7440-38-2	
Barium	**0.0085**	mg/L	0.0050	0.00067	1	09/13/22 18:29	09/15/22 21:19	7440-39-3	
Beryllium	ND	mg/L	0.00050	0.000054	1	09/13/22 18:29	09/15/22 21:19	7440-41-7	
Boron	**0.012J**	mg/L	0.040	0.0086	1	09/13/22 18:29	09/15/22 21:19	7440-42-8	
Cadmium	ND	mg/L	0.00050	0.00011	1	09/13/22 18:29	09/15/22 21:19	7440-43-9	
Chromium	ND	mg/L	0.0050	0.0011	1	09/13/22 18:29	09/15/22 21:19	7440-47-3	
Cobalt	**0.0066**	mg/L	0.0050	0.00039	1	09/13/22 18:29	09/15/22 21:19	7440-48-4	
Lead	ND	mg/L	0.0010	0.00089	1	09/13/22 18:29	09/15/22 21:19	7439-92-1	
Lithium	**0.0079J**	mg/L	0.030	0.00073	1	09/13/22 18:29	09/15/22 21:19	7439-93-2	
Molybdenum	ND	mg/L	0.010	0.00074	1	09/13/22 18:29	09/15/22 21:19	7439-98-7	
Selenium	ND	mg/L	0.0050	0.0014	1	09/13/22 18:29	09/15/22 21:19	7782-49-2	
Thallium	ND	mg/L	0.0010	0.00018	1	09/13/22 18:29	09/15/22 21:19	7440-28-0	
7470 Mercury	Analytical Method: EPA 7470A Preparation Method: EPA 7470A Pace Analytical Services - Peachtree Corners, GA								
Mercury	ND	mg/L	0.00020	0.00013	1	09/15/22 16:00	09/16/22 11:36	7439-97-6	
2540C Total Dissolved Solids	Analytical Method: SM 2540C-2015 Pace Analytical Services - Peachtree Corners, GA								
Total Dissolved Solids	**122**	mg/L	25.0	10.0	1		09/02/22 11:12		
300.0 IC Anions 28 Days	Analytical Method: EPA 300.0 Rev 2.1 1993 Pace Analytical Services - Asheville								
Chloride	**2.4**	mg/L	1.0	0.60	1		09/08/22 03:58	16887-00-6	
Fluoride	**0.10**	mg/L	0.10	0.050	1		09/08/22 03:58	16984-48-8	
Sulfate	**3.2**	mg/L	1.0	0.50	1		09/08/22 03:58	14808-79-8	

REPORT OF LABORATORY ANALYSIS

This report shall not be reproduced, except in full,
without the written consent of Pace Analytical Services, LLC.

Pace Analytical Services, LLC
110 Technology Parkway
Peachtree Corners, GA 30092
(770)734-4200

ANALYTICAL RESULTS

Project: Plant Yates Pooled Upgradient-Revised Report
Pace Project No.: 92623226

Sample: YGWA-1D **Lab ID: 92623226008** Collected: 08/30/22 13:50 Received: 08/31/22 11:03 Matrix: Water

Parameters	Results	Units	Report Limit	MDL	DF	Prepared	Analyzed	CAS No.	Qual
Field Data	Analytical Method: Pace Analytical Services - Charlotte								
Performed by	**Customer**				1		08/31/22 16:01		
pH	**7.2**	Std. Units			1		08/31/22 16:01		
6010D ATL ICP	Analytical Method: EPA 6010D Preparation Method: EPA 3010A Pace Analytical Services - Peachtree Corners, GA								
Calcium	**14.9**	mg/L	1.0	0.12	1	09/14/22 10:55	09/14/22 19:12	7440-70-2	
6020 MET ICPMS	Analytical Method: EPA 6020B Preparation Method: EPA 3005A Pace Analytical Services - Peachtree Corners, GA								
Antimony	ND	mg/L	0.0030	0.00078	1	09/13/22 18:29	09/15/22 21:25	7440-36-0	
Arsenic	ND	mg/L	0.0050	0.0022	1	09/13/22 18:29	09/15/22 21:25	7440-38-2	
Barium	**0.0066**	mg/L	0.0050	0.00067	1	09/13/22 18:29	09/15/22 21:25	7440-39-3	
Beryllium	ND	mg/L	0.00050	0.000054	1	09/13/22 18:29	09/15/22 21:25	7440-41-7	
Boron	ND	mg/L	0.040	0.0086	1	09/13/22 18:29	09/15/22 21:25	7440-42-8	
Cadmium	ND	mg/L	0.00050	0.00011	1	09/13/22 18:29	09/15/22 21:25	7440-43-9	
Chromium	**0.0011J**	mg/L	0.0050	0.0011	1	09/13/22 18:29	09/15/22 21:25	7440-47-3	
Cobalt	ND	mg/L	0.0050	0.00039	1	09/13/22 18:29	09/15/22 21:25	7440-48-4	
Lead	ND	mg/L	0.0010	0.00089	1	09/13/22 18:29	09/15/22 21:25	7439-92-1	
Lithium	**0.013J**	mg/L	0.030	0.00073	1	09/13/22 18:29	09/15/22 21:25	7439-93-2	
Molybdenum	**0.0094J**	mg/L	0.010	0.00074	1	09/13/22 18:29	09/15/22 21:25	7439-98-7	
Selenium	ND	mg/L	0.0050	0.0014	1	09/13/22 18:29	09/15/22 21:25	7782-49-2	
Thallium	ND	mg/L	0.0010	0.00018	1	09/13/22 18:29	09/15/22 21:25	7440-28-0	
7470 Mercury	Analytical Method: EPA 7470A Preparation Method: EPA 7470A Pace Analytical Services - Peachtree Corners, GA								
Mercury	ND	mg/L	0.00020	0.00013	1	09/15/22 16:00	09/16/22 11:39	7439-97-6	
2540C Total Dissolved Solids	Analytical Method: SM 2540C-2015 Pace Analytical Services - Peachtree Corners, GA								
Total Dissolved Solids	**116**	mg/L	25.0	10.0	1		09/02/22 11:12		
300.0 IC Anions 28 Days	Analytical Method: EPA 300.0 Rev 2.1 1993 Pace Analytical Services - Asheville								
Chloride	**1.3**	mg/L	1.0	0.60	1		09/08/22 04:12	16887-00-6	
Fluoride	**0.093J**	mg/L	0.10	0.050	1		09/08/22 04:12	16984-48-8	
Sulfate	**10.2**	mg/L	1.0	0.50	1		09/08/22 04:12	14808-79-8	

REPORT OF LABORATORY ANALYSIS

This report shall not be reproduced, except in full,
without the written consent of Pace Analytical Services, LLC.

Pace Analytical Services, LLC
110 Technology Parkway
Peachtree Corners, GA 30092
(770)734-4200

ANALYTICAL RESULTS

Project: Plant Yates Pooled Upgradient-Revised Report
Pace Project No.: 92623226

Sample: YGWA-2I **Lab ID: 92623226009** Collected: 08/30/22 10:00 Received: 08/31/22 11:03 Matrix: Water

Parameters	Results	Units	Report Limit	MDL	DF	Prepared	Analyzed	CAS No.	Qual
Field Data	Analytical Method: Pace Analytical Services - Charlotte								
Performed by	**Customer**				1		08/31/22 16:01		
pH	**7.04**	Std. Units			1		08/31/22 16:01		
6010D ATL ICP	Analytical Method: EPA 6010D Preparation Method: EPA 3010A Pace Analytical Services - Peachtree Corners, GA								
Calcium	**25.4**	mg/L	1.0	0.12	1	09/14/22 10:55	09/14/22 19:17	7440-70-2	
6020 MET ICPMS	Analytical Method: EPA 6020B Preparation Method: EPA 3005A Pace Analytical Services - Peachtree Corners, GA								
Antimony	ND	mg/L	0.0030	0.00078	1	09/13/22 18:29	09/15/22 21:31	7440-36-0	
Arsenic	**0.0027J**	mg/L	0.0050	0.0022	1	09/13/22 18:29	09/15/22 21:31	7440-38-2	
Barium	**0.0030J**	mg/L	0.0050	0.00067	1	09/13/22 18:29	09/15/22 21:31	7440-39-3	
Beryllium	ND	mg/L	0.00050	0.000054	1	09/13/22 18:29	09/15/22 21:31	7440-41-7	
Boron	ND	mg/L	0.040	0.0086	1	09/13/22 18:29	09/15/22 21:31	7440-42-8	
Cadmium	ND	mg/L	0.00050	0.00011	1	09/13/22 18:29	09/15/22 21:31	7440-43-9	
Chromium	ND	mg/L	0.0050	0.0011	1	09/13/22 18:29	09/15/22 21:31	7440-47-3	
Cobalt	ND	mg/L	0.0050	0.00039	1	09/13/22 18:29	09/15/22 21:31	7440-48-4	
Lead	ND	mg/L	0.0010	0.00089	1	09/13/22 18:29	09/15/22 21:31	7439-92-1	
Lithium	**0.0044J**	mg/L	0.030	0.00073	1	09/13/22 18:29	09/15/22 21:31	7439-93-2	
Molybdenum	**0.0068J**	mg/L	0.010	0.00074	1	09/13/22 18:29	09/15/22 21:31	7439-98-7	
Selenium	ND	mg/L	0.0050	0.0014	1	09/13/22 18:29	09/15/22 21:31	7782-49-2	
Thallium	ND	mg/L	0.0010	0.00018	1	09/13/22 18:29	09/15/22 21:31	7440-28-0	
7470 Mercury	Analytical Method: EPA 7470A Preparation Method: EPA 7470A Pace Analytical Services - Peachtree Corners, GA								
Mercury	ND	mg/L	0.00020	0.00013	1	09/15/22 16:00	09/16/22 11:41	7439-97-6	
2540C Total Dissolved Solids	Analytical Method: SM 2540C-2015 Pace Analytical Services - Peachtree Corners, GA								
Total Dissolved Solids	**153**	mg/L	25.0	10.0	1		09/02/22 11:12		
300.0 IC Anions 28 Days	Analytical Method: EPA 300.0 Rev 2.1 1993 Pace Analytical Services - Asheville								
Chloride	**1.2**	mg/L	1.0	0.60	1		09/08/22 04:26	16887-00-6	
Fluoride	**0.12**	mg/L	0.10	0.050	1		09/08/22 04:26	16984-48-8	
Sulfate	**20.1**	mg/L	1.0	0.50	1		09/08/22 04:26	14808-79-8	

REPORT OF LABORATORY ANALYSIS

This report shall not be reproduced, except in full,
without the written consent of Pace Analytical Services, LLC.

Pace Analytical Services, LLC
110 Technology Parkway
Peachtree Corners, GA 30092
(770)734-4200

ANALYTICAL RESULTS

Project: Plant Yates Pooled Upgradient-Revised Report
Pace Project No.: 92623226

Sample: YGWA-30I **Lab ID: 92623226010** Collected: 08/31/22 11:30 Received: 09/01/22 09:05 Matrix: Water

Parameters	Results	Units	Report Limit	MDL	DF	Prepared	Analyzed	CAS No.	Qual
Field Data	Analytical Method: Pace Analytical Services - Charlotte								
Performed by	**Customer**				1		09/02/22 10:43		
pH	**5.87**	Std. Units			1		09/02/22 10:43		
6010D ATL ICP	Analytical Method: EPA 6010D Preparation Method: EPA 3010A Pace Analytical Services - Peachtree Corners, GA								
Calcium	**1.3**	mg/L	1.0	0.12	1	09/14/22 10:55	09/14/22 19:22	7440-70-2	
6020 MET ICPMS	Analytical Method: EPA 6020B Preparation Method: EPA 3005A Pace Analytical Services - Peachtree Corners, GA								
Antimony	ND	mg/L	0.0030	0.00078	1	09/13/22 18:29	09/15/22 21:37	7440-36-0	
Arsenic	ND	mg/L	0.0050	0.0022	1	09/13/22 18:29	09/15/22 21:37	7440-38-2	
Barium	**0.0068**	mg/L	0.0050	0.00067	1	09/13/22 18:29	09/15/22 21:37	7440-39-3	
Beryllium	ND	mg/L	0.00050	0.000054	1	09/13/22 18:29	09/15/22 21:37	7440-41-7	
Boron	ND	mg/L	0.040	0.0086	1	09/13/22 18:29	09/15/22 21:37	7440-42-8	
Cadmium	ND	mg/L	0.00050	0.00011	1	09/13/22 18:29	09/15/22 21:37	7440-43-9	
Chromium	ND	mg/L	0.0050	0.0011	1	09/13/22 18:29	09/15/22 21:37	7440-47-3	
Cobalt	**0.0040J**	mg/L	0.0050	0.00039	1	09/13/22 18:29	09/15/22 21:37	7440-48-4	
Lead	ND	mg/L	0.0010	0.00089	1	09/13/22 18:29	09/15/22 21:37	7439-92-1	
Lithium	**0.0012J**	mg/L	0.030	0.00073	1	09/13/22 18:29	09/15/22 21:37	7439-93-2	
Molybdenum	ND	mg/L	0.010	0.00074	1	09/13/22 18:29	09/15/22 21:37	7439-98-7	
Selenium	ND	mg/L	0.0050	0.0014	1	09/13/22 18:29	09/15/22 21:37	7782-49-2	
Thallium	ND	mg/L	0.0010	0.00018	1	09/13/22 18:29	09/15/22 21:37	7440-28-0	
7470 Mercury	Analytical Method: EPA 7470A Preparation Method: EPA 7470A Pace Analytical Services - Peachtree Corners, GA								
Mercury	ND	mg/L	0.00020	0.00013	1	09/15/22 16:00	09/16/22 11:44	7439-97-6	
2540C Total Dissolved Solids	Analytical Method: SM 2540C-2015 Pace Analytical Services - Peachtree Corners, GA								
Total Dissolved Solids	**33.0**	mg/L	25.0	10.0	1		09/05/22 13:00		D6
300.0 IC Anions 28 Days	Analytical Method: EPA 300.0 Rev 2.1 1993 Pace Analytical Services - Asheville								
Chloride	**1.8**	mg/L	1.0	0.60	1		09/08/22 17:05	16887-00-6	
Fluoride	**0.060J**	mg/L	0.10	0.050	1		09/08/22 17:05	16984-48-8	
Sulfate	**1.1**	mg/L	1.0	0.50	1		09/08/22 17:05	14808-79-8	

REPORT OF LABORATORY ANALYSIS

This report shall not be reproduced, except in full,
without the written consent of Pace Analytical Services, LLC.

Pace Analytical Services, LLC
110 Technology Parkway
Peachtree Corners, GA 30092
(770)734-4200

ANALYTICAL RESULTS

Project: Plant Yates Pooled Upgradient-Revised Report
Pace Project No.: 92623226

Sample: YGWA-14S **Lab ID: 92623226011** Collected: 08/31/22 14:15 Received: 09/01/22 09:05 Matrix: Water

Parameters	Results	Units	Report Limit	MDL	DF	Prepared	Analyzed	CAS No.	Qual
Field Data	Analytical Method: Pace Analytical Services - Charlotte								
Performed by	**Customer**				1		09/02/22 10:45		
pH	**5.15**	Std. Units			1		09/02/22 10:45		
6010D ATL ICP	Analytical Method: EPA 6010D Preparation Method: EPA 3010A Pace Analytical Services - Peachtree Corners, GA								
Calcium	**1.3**	mg/L	1.0	0.12	1	09/14/22 10:55	09/14/22 19:27	7440-70-2	
6020 MET ICPMS	Analytical Method: EPA 6020B Preparation Method: EPA 3005A Pace Analytical Services - Peachtree Corners, GA								
Antimony	ND	mg/L	0.0030	0.00078	1	09/13/22 18:29	09/16/22 15:19	7440-36-0	
Arsenic	ND	mg/L	0.0050	0.0022	1	09/13/22 18:29	09/15/22 21:43	7440-38-2	
Barium	**0.0075**	mg/L	0.0050	0.00067	1	09/13/22 18:29	09/16/22 15:19	7440-39-3	
Beryllium	**0.00020J**	mg/L	0.00050	0.000054	1	09/13/22 18:29	09/16/22 15:19	7440-41-7	
Boron	**0.015J**	mg/L	0.040	0.0086	1	09/13/22 18:29	09/16/22 15:19	7440-42-8	
Cadmium	ND	mg/L	0.00050	0.00011	1	09/13/22 18:29	09/15/22 21:43	7440-43-9	
Chromium	ND	mg/L	0.0050	0.0011	1	09/13/22 18:29	09/16/22 15:19	7440-47-3	
Cobalt	ND	mg/L	0.0050	0.00039	1	09/13/22 18:29	09/16/22 15:19	7440-48-4	
Lead	ND	mg/L	0.0010	0.00089	1	09/13/22 18:29	09/15/22 21:43	7439-92-1	
Lithium	ND	mg/L	0.030	0.00073	1	09/13/22 18:29	09/16/22 15:19	7439-93-2	
Molybdenum	ND	mg/L	0.010	0.00074	1	09/13/22 18:29	09/16/22 15:19	7439-98-7	
Selenium	ND	mg/L	0.0050	0.0014	1	09/13/22 18:29	09/15/22 21:43	7782-49-2	
Thallium	ND	mg/L	0.0010	0.00018	1	09/13/22 18:29	09/15/22 21:43	7440-28-0	
7470 Mercury	Analytical Method: EPA 7470A Preparation Method: EPA 7470A Pace Analytical Services - Peachtree Corners, GA								
Mercury	ND	mg/L	0.00020	0.00013	1	09/15/22 16:00	09/16/22 11:46	7439-97-6	
2540C Total Dissolved Solids	Analytical Method: SM 2540C-2015 Pace Analytical Services - Peachtree Corners, GA								
Total Dissolved Solids	**51.0**	mg/L	25.0	10.0	1		09/05/22 13:00		
300.0 IC Anions 28 Days	Analytical Method: EPA 300.0 Rev 2.1 1993 Pace Analytical Services - Asheville								
Chloride	**4.6**	mg/L	1.0	0.60	1		09/08/22 17:47	16887-00-6	
Fluoride	**0.053J**	mg/L	0.10	0.050	1		09/08/22 17:47	16984-48-8	
Sulfate	**5.8**	mg/L	1.0	0.50	1		09/08/22 17:47	14808-79-8	

REPORT OF LABORATORY ANALYSIS

This report shall not be reproduced, except in full,
without the written consent of Pace Analytical Services, LLC.

Pace Analytical Services, LLC
110 Technology Parkway
Peachtree Corners, GA 30092
(770)734-4200

ANALYTICAL RESULTS

Project: Plant Yates Pooled Upgradient-Revised Report
Pace Project No.: 92623226

Sample: YGWA-1I **Lab ID: 92623226012** Collected: 08/31/22 09:10 Received: 09/01/22 09:05 Matrix: Water

Parameters	Results	Units	Report Limit	MDL	DF	Prepared	Analyzed	CAS No.	Qual
Field Data	Analytical Method: Pace Analytical Services - Charlotte								
Performed by	**Customer**				1		09/02/22 10:45		
pH	**5.64**	Std. Units			1		09/02/22 10:45		
6010D ATL ICP	Analytical Method: EPA 6010D Preparation Method: EPA 3010A Pace Analytical Services - Peachtree Corners, GA								
Calcium	**1.9**	mg/L	1.0	0.12	1	09/14/22 10:55	09/14/22 19:31	7440-70-2	
6020 MET ICPMS	Analytical Method: EPA 6020B Preparation Method: EPA 3005A Pace Analytical Services - Peachtree Corners, GA								
Antimony	ND	mg/L	0.0030	0.00078	1	09/13/22 18:29	09/16/22 15:25	7440-36-0	
Arsenic	ND	mg/L	0.0050	0.0022	1	09/13/22 18:29	09/16/22 15:25	7440-38-2	
Barium	**0.0074**	mg/L	0.0050	0.00067	1	09/13/22 18:29	09/16/22 15:25	7440-39-3	
Beryllium	ND	mg/L	0.0025	0.00027	5	09/13/22 18:29	09/17/22 03:08	7440-41-7	D3
Boron	ND	mg/L	0.20	0.043	5	09/13/22 18:29	09/17/22 03:08	7440-42-8	D3
Cadmium	ND	mg/L	0.00050	0.00011	1	09/13/22 18:29	09/15/22 21:49	7440-43-9	
Chromium	ND	mg/L	0.0050	0.0011	1	09/13/22 18:29	09/16/22 15:25	7440-47-3	
Cobalt	**0.00085J**	mg/L	0.0050	0.00039	1	09/13/22 18:29	09/16/22 15:25	7440-48-4	
Lead	ND	mg/L	0.0010	0.00089	1	09/13/22 18:29	09/15/22 21:49	7439-92-1	
Lithium	ND	mg/L	0.15	0.0036	5	09/13/22 18:29	09/17/22 03:08	7439-93-2	
Molybdenum	**0.0055J**	mg/L	0.010	0.00074	1	09/13/22 18:29	09/16/22 15:25	7439-98-7	
Selenium	ND	mg/L	0.0050	0.0014	1	09/13/22 18:29	09/16/22 15:25	7782-49-2	
Thallium	ND	mg/L	0.0010	0.00018	1	09/13/22 18:29	09/15/22 21:49	7440-28-0	
7470 Mercury	Analytical Method: EPA 7470A Preparation Method: EPA 7470A Pace Analytical Services - Peachtree Corners, GA								
Mercury	ND	mg/L	0.00020	0.00013	1	09/15/22 16:00	09/16/22 11:49	7439-97-6	
2540C Total Dissolved Solids	Analytical Method: SM 2540C-2015 Pace Analytical Services - Peachtree Corners, GA								
Total Dissolved Solids	**46.0**	mg/L	25.0	10.0	1		09/05/22 13:00		
300.0 IC Anions 28 Days	Analytical Method: EPA 300.0 Rev 2.1 1993 Pace Analytical Services - Asheville								
Chloride	**1.5**	mg/L	1.0	0.60	1		09/08/22 18:01	16887-00-6	
Fluoride	**0.065J**	mg/L	0.10	0.050	1		09/08/22 18:01	16984-48-8	
Sulfate	**4.8**	mg/L	1.0	0.50	1		09/08/22 18:01	14808-79-8	

REPORT OF LABORATORY ANALYSIS

This report shall not be reproduced, except in full,
without the written consent of Pace Analytical Services, LLC.

Pace Analytical Services, LLC
110 Technology Parkway
Peachtree Corners, GA 30092
(770)734-4200

ANALYTICAL RESULTS

Project: Plant Yates Pooled Upgradient-Revised Report
Pace Project No.: 92623226

Sample: YGWA-47 **Lab ID: 92623226013** Collected: 08/31/22 09:15 Received: 09/01/22 09:05 Matrix: Water

Parameters	Results	Units	Report Limit	MDL	DF	Prepared	Analyzed	CAS No.	Qual
Field Data	Analytical Method: Pace Analytical Services - Charlotte								
Performed by	**Customer**				1		09/02/22 10:45		
pH	**5.32**	Std. Units			1		09/02/22 10:45		
6010D ATL ICP	Analytical Method: EPA 6010D Preparation Method: EPA 3010A Pace Analytical Services - Peachtree Corners, GA								
Calcium	**9.6**	mg/L	1.0	0.12	1	09/14/22 10:55	09/14/22 19:36	7440-70-2	
6020 MET ICPMS	Analytical Method: EPA 6020B Preparation Method: EPA 3005A Pace Analytical Services - Peachtree Corners, GA								
Antimony	ND	mg/L	0.0030	0.00078	1	09/13/22 18:29	09/16/22 15:30	7440-36-0	
Arsenic	ND	mg/L	0.0050	0.0022	1	09/13/22 18:29	09/16/22 15:30	7440-38-2	
Barium	**0.029**	mg/L	0.0050	0.00067	1	09/13/22 18:29	09/16/22 15:30	7440-39-3	
Beryllium	ND	mg/L	0.00050	0.000054	1	09/13/22 18:29	09/16/22 15:30	7440-41-7	
Boron	**0.0091J**	mg/L	0.040	0.0086	1	09/13/22 18:29	09/16/22 15:30	7440-42-8	
Cadmium	ND	mg/L	0.00050	0.00011	1	09/13/22 18:29	09/15/22 21:55	7440-43-9	
Chromium	ND	mg/L	0.0050	0.0011	1	09/13/22 18:29	09/16/22 15:30	7440-47-3	
Cobalt	**0.00096J**	mg/L	0.0050	0.00039	1	09/13/22 18:29	09/16/22 15:30	7440-48-4	
Lead	ND	mg/L	0.0010	0.00089	1	09/13/22 18:29	09/15/22 21:55	7439-92-1	
Lithium	**0.0037J**	mg/L	0.030	0.00073	1	09/13/22 18:29	09/16/22 15:30	7439-93-2	
Molybdenum	ND	mg/L	0.010	0.00074	1	09/13/22 18:29	09/16/22 15:30	7439-98-7	
Selenium	ND	mg/L	0.0050	0.0014	1	09/13/22 18:29	09/16/22 15:30	7782-49-2	
Thallium	ND	mg/L	0.0010	0.00018	1	09/13/22 18:29	09/15/22 21:55	7440-28-0	
7470 Mercury	Analytical Method: EPA 7470A Preparation Method: EPA 7470A Pace Analytical Services - Peachtree Corners, GA								
Mercury	ND	mg/L	0.00020	0.00013	1	09/15/22 16:00	09/16/22 11:52	7439-97-6	
2540C Total Dissolved Solids	Analytical Method: SM 2540C-2015 Pace Analytical Services - Peachtree Corners, GA								
Total Dissolved Solids	**116**	mg/L	25.0	10.0	1		09/05/22 13:00		
300.0 IC Anions 28 Days	Analytical Method: EPA 300.0 Rev 2.1 1993 Pace Analytical Services - Asheville								
Chloride	**3.5**	mg/L	1.0	0.60	1		09/08/22 18:15	16887-00-6	
Fluoride	**0.065J**	mg/L	0.10	0.050	1		09/08/22 18:15	16984-48-8	
Sulfate	**48.0**	mg/L	1.0	0.50	1		09/08/22 18:15	14808-79-8	

REPORT OF LABORATORY ANALYSIS

This report shall not be reproduced, except in full,
without the written consent of Pace Analytical Services, LLC.

Pace Analytical Services, LLC
110 Technology Parkway
Peachtree Corners, GA 30092
(770)734-4200

ANALYTICAL RESULTS

Project: Plant Yates Pooled Upgradient-Revised Report
Pace Project No.: 92623226

Sample: YGWA-4I **Lab ID: 92623226014** Collected: 08/31/22 15:37 Received: 09/01/22 09:05 Matrix: Water

Parameters	Results	Units	Report Limit	MDL	DF	Prepared	Analyzed	CAS No.	Qual
Field Data	Analytical Method: Pace Analytical Services - Charlotte								
Performed by	**Customer**				1		09/02/22 10:46		
pH	**5.50**	Std. Units			1		09/02/22 10:46		
6010D ATL ICP	Analytical Method: EPA 6010D Preparation Method: EPA 3010A Pace Analytical Services - Peachtree Corners, GA								
Calcium	**8.9**	mg/L	1.0	0.12	1	09/14/22 10:55	09/14/22 19:41	7440-70-2	
6020 MET ICPMS	Analytical Method: EPA 6020B Preparation Method: EPA 3005A Pace Analytical Services - Peachtree Corners, GA								
Antimony	ND	mg/L	0.0030	0.00078	1	09/13/22 18:29	09/16/22 15:36	7440-36-0	
Arsenic	ND	mg/L	0.0050	0.0022	1	09/13/22 18:29	09/16/22 15:36	7440-38-2	
Barium	**0.013**	mg/L	0.0050	0.00067	1	09/13/22 18:29	09/16/22 15:36	7440-39-3	
Beryllium	ND	mg/L	0.00050	0.000054	1	09/13/22 18:29	09/16/22 15:36	7440-41-7	
Boron	ND	mg/L	0.040	0.0086	1	09/13/22 18:29	09/16/22 15:36	7440-42-8	
Cadmium	ND	mg/L	0.00050	0.00011	1	09/13/22 18:29	09/15/22 22:01	7440-43-9	
Chromium	ND	mg/L	0.0050	0.0011	1	09/13/22 18:29	09/16/22 15:36	7440-47-3	
Cobalt	ND	mg/L	0.0050	0.00039	1	09/13/22 18:29	09/16/22 15:36	7440-48-4	
Lead	ND	mg/L	0.0010	0.00089	1	09/13/22 18:29	09/15/22 22:01	7439-92-1	
Lithium	**0.013J**	mg/L	0.030	0.00073	1	09/13/22 18:29	09/16/22 15:36	7439-93-2	
Molybdenum	ND	mg/L	0.010	0.00074	1	09/13/22 18:29	09/16/22 15:36	7439-98-7	
Selenium	ND	mg/L	0.0050	0.0014	1	09/13/22 18:29	09/16/22 15:36	7782-49-2	
Thallium	ND	mg/L	0.0010	0.00018	1	09/13/22 18:29	09/15/22 22:01	7440-28-0	
7470 Mercury	Analytical Method: EPA 7470A Preparation Method: EPA 7470A Pace Analytical Services - Peachtree Corners, GA								
Mercury	ND	mg/L	0.00020	0.00013	1	09/15/22 16:00	09/16/22 12:00	7439-97-6	
2540C Total Dissolved Solids	Analytical Method: SM 2540C-2015 Pace Analytical Services - Peachtree Corners, GA								
Total Dissolved Solids	**92.0**	mg/L	25.0	10.0	1		09/05/22 13:01		
300.0 IC Anions 28 Days	Analytical Method: EPA 300.0 Rev 2.1 1993 Pace Analytical Services - Asheville								
Chloride	**4.4**	mg/L	1.0	0.60	1		09/08/22 18:29	16887-00-6	
Fluoride	**0.061J**	mg/L	0.10	0.050	1		09/08/22 18:29	16984-48-8	
Sulfate	**8.0**	mg/L	1.0	0.50	1		09/08/22 18:29	14808-79-8	

REPORT OF LABORATORY ANALYSIS

This report shall not be reproduced, except in full,
without the written consent of Pace Analytical Services, LLC.

Pace Analytical Services, LLC
110 Technology Parkway
Peachtree Corners, GA 30092
(770)734-4200

ANALYTICAL RESULTS

Project: Plant Yates Pooled Upgradient-Revised Report
Pace Project No.: 92623226

Sample: YGWA-20S **Lab ID: 92623226015** Collected: 08/31/22 12:57 Received: 09/01/22 09:05 Matrix: Water

Parameters	Results	Units	Report Limit	MDL	DF	Prepared	Analyzed	CAS No.	Qual
Field Data	Analytical Method: Pace Analytical Services - Charlotte								
Performed by	**Customer**				1		09/02/22 10:46		
pH	**5.38**	Std. Units			1		09/02/22 10:46		
6010D ATL ICP	Analytical Method: EPA 6010D Preparation Method: EPA 3010A Pace Analytical Services - Peachtree Corners, GA								
Calcium	**2.4**	mg/L	1.0	0.12	1	09/14/22 10:55	09/14/22 19:46	7440-70-2	
6020 MET ICPMS	Analytical Method: EPA 6020B Preparation Method: EPA 3005A Pace Analytical Services - Peachtree Corners, GA								
Antimony	ND	mg/L	0.0030	0.00078	1	09/13/22 18:29	09/16/22 15:42	7440-36-0	
Arsenic	ND	mg/L	0.0050	0.0022	1	09/13/22 18:29	09/16/22 15:42	7440-38-2	
Barium	**0.011**	mg/L	0.0050	0.00067	1	09/13/22 18:29	09/15/22 22:07	7440-39-3	
Beryllium	ND	mg/L	0.0025	0.00027	5	09/13/22 18:29	09/17/22 03:14	7440-41-7	D3
Boron	ND	mg/L	0.20	0.043	5	09/13/22 18:29	09/17/22 03:14	7440-42-8	D3
Cadmium	ND	mg/L	0.00050	0.00011	1	09/13/22 18:29	09/16/22 15:42	7440-43-9	
Chromium	ND	mg/L	0.0050	0.0011	1	09/13/22 18:29	09/16/22 15:42	7440-47-3	
Cobalt	ND	mg/L	0.0050	0.00039	1	09/13/22 18:29	09/16/22 15:42	7440-48-4	
Lead	ND	mg/L	0.0010	0.00089	1	09/13/22 18:29	09/16/22 15:42	7439-92-1	
Lithium	ND	mg/L	0.030	0.00073	1	09/13/22 18:29	09/15/22 22:07	7439-93-2	
Molybdenum	ND	mg/L	0.010	0.00074	1	09/13/22 18:29	09/16/22 15:42	7439-98-7	
Selenium	ND	mg/L	0.0050	0.0014	1	09/13/22 18:29	09/16/22 15:42	7782-49-2	
Thallium	ND	mg/L	0.0010	0.00018	1	09/13/22 18:29	09/15/22 22:07	7440-28-0	
7470 Mercury	Analytical Method: EPA 7470A Preparation Method: EPA 7470A Pace Analytical Services - Peachtree Corners, GA								
Mercury	ND	mg/L	0.00020	0.00013	1	09/15/22 16:00	09/16/22 12:02	7439-97-6	
2540C Total Dissolved Solids	Analytical Method: SM 2540C-2015 Pace Analytical Services - Peachtree Corners, GA								
Total Dissolved Solids	**62.0**	mg/L	25.0	10.0	1		09/05/22 13:01		
300.0 IC Anions 28 Days	Analytical Method: EPA 300.0 Rev 2.1 1993 Pace Analytical Services - Asheville								
Chloride	**2.9**	mg/L	1.0	0.60	1		09/08/22 18:43	16887-00-6	
Fluoride	ND	mg/L	0.10	0.050	1		09/08/22 18:43	16984-48-8	
Sulfate	ND	mg/L	1.0	0.50	1		09/08/22 18:43	14808-79-8	

REPORT OF LABORATORY ANALYSIS

This report shall not be reproduced, except in full,
without the written consent of Pace Analytical Services, LLC.

Pace Analytical Services, LLC
110 Technology Parkway
Peachtree Corners, GA 30092
(770)734-4200

ANALYTICAL RESULTS

Project: Plant Yates Pooled Upgradient-Revised Report
Pace Project No.: 92623226

Sample: YGWA-3I **Lab ID: 92623226016** Collected: 08/31/22 10:54 Received: 09/01/22 09:05 Matrix: Water

Parameters	Results	Units	Report Limit	MDL	DF	Prepared	Analyzed	CAS No.	Qual
Field Data	Analytical Method: Pace Analytical Services - Charlotte								
Performed by	**Customer**				1		09/02/22 10:47		
pH	**7.49**	Std. Units			1		09/02/22 10:47		
6010D ATL ICP	Analytical Method: EPA 6010D Preparation Method: EPA 3010A Pace Analytical Services - Peachtree Corners, GA								
Calcium	**23.5**	mg/L	1.0	0.12	1	09/14/22 10:55	09/14/22 19:50	7440-70-2	
6020 MET ICPMS	Analytical Method: EPA 6020B Preparation Method: EPA 3005A Pace Analytical Services - Peachtree Corners, GA								
Antimony	ND	mg/L	0.0030	0.00078	1	09/13/22 18:29	09/15/22 22:12	7440-36-0	
Arsenic	ND	mg/L	0.0050	0.0022	1	09/13/22 18:29	09/15/22 22:12	7440-38-2	
Barium	**0.0030J**	mg/L	0.0050	0.00067	1	09/13/22 18:29	09/15/22 22:12	7440-39-3	
Beryllium	ND	mg/L	0.00050	0.000054	1	09/13/22 18:29	09/16/22 15:48	7440-41-7	
Boron	ND	mg/L	0.040	0.0086	1	09/13/22 18:29	09/16/22 15:48	7440-42-8	
Cadmium	ND	mg/L	0.00050	0.00011	1	09/13/22 18:29	09/15/22 22:12	7440-43-9	
Chromium	ND	mg/L	0.0050	0.0011	1	09/13/22 18:29	09/15/22 22:12	7440-47-3	
Cobalt	ND	mg/L	0.0050	0.00039	1	09/13/22 18:29	09/15/22 22:12	7440-48-4	
Lead	ND	mg/L	0.0010	0.00089	1	09/13/22 18:29	09/15/22 22:12	7439-92-1	
Lithium	**0.022J**	mg/L	0.030	0.00073	1	09/13/22 18:29	09/16/22 15:48	7439-93-2	
Molybdenum	**0.0068J**	mg/L	0.010	0.00074	1	09/13/22 18:29	09/15/22 22:12	7439-98-7	
Selenium	ND	mg/L	0.0050	0.0014	1	09/13/22 18:29	09/15/22 22:12	7782-49-2	
Thallium	ND	mg/L	0.0010	0.00018	1	09/13/22 18:29	09/15/22 22:12	7440-28-0	
7470 Mercury	Analytical Method: EPA 7470A Preparation Method: EPA 7470A Pace Analytical Services - Peachtree Corners, GA								
Mercury	ND	mg/L	0.00020	0.00013	1	09/15/22 16:00	09/16/22 12:05	7439-97-6	
2540C Total Dissolved Solids	Analytical Method: SM 2540C-2015 Pace Analytical Services - Peachtree Corners, GA								
Total Dissolved Solids	**137**	mg/L	25.0	10.0	1		09/05/22 13:01		
300.0 IC Anions 28 Days	Analytical Method: EPA 300.0 Rev 2.1 1993 Pace Analytical Services - Asheville								
Chloride	**1.3**	mg/L	1.0	0.60	1		09/08/22 19:24	16887-00-6	
Fluoride	**0.13**	mg/L	0.10	0.050	1		09/08/22 19:24	16984-48-8	
Sulfate	**13.9**	mg/L	1.0	0.50	1		09/08/22 19:24	14808-79-8	

REPORT OF LABORATORY ANALYSIS

This report shall not be reproduced, except in full,
without the written consent of Pace Analytical Services, LLC.

Pace Analytical Services, LLC
110 Technology Parkway
Peachtree Corners, GA 30092
(770)734-4200

ANALYTICAL RESULTS

Project: Plant Yates Pooled Upgradient-Revised Report
Pace Project No.: 92623226

Sample: YGWA-3D **Lab ID: 92623226017** Collected: 08/31/22 09:30 Received: 09/01/22 09:05 Matrix: Water

Parameters	Results	Units	Report Limit	MDL	DF	Prepared	Analyzed	CAS No.	Qual
Field Data	Analytical Method: Pace Analytical Services - Charlotte								
Performed by	**Customer**				1		09/02/22 10:47		
pH	**7.65**	Std. Units			1		09/02/22 10:47		
6010D ATL ICP	Analytical Method: EPA 6010D Preparation Method: EPA 3010A Pace Analytical Services - Peachtree Corners, GA								
Calcium	**28.7**	mg/L	1.0	0.12	1	09/14/22 10:55	09/14/22 20:05	7440-70-2	
6020 MET ICPMS	Analytical Method: EPA 6020B Preparation Method: EPA 3005A Pace Analytical Services - Peachtree Corners, GA								
Antimony	ND	mg/L	0.0030	0.00078	1	09/13/22 18:29	09/15/22 22:30	7440-36-0	
Arsenic	**0.0028J**	mg/L	0.0050	0.0022	1	09/13/22 18:29	09/15/22 22:30	7440-38-2	
Barium	**0.0048J**	mg/L	0.0050	0.00067	1	09/13/22 18:29	09/15/22 22:30	7440-39-3	
Beryllium	ND	mg/L	0.00050	0.000054	1	09/13/22 18:29	09/15/22 22:30	7440-41-7	
Boron	ND	mg/L	0.040	0.0086	1	09/13/22 18:29	09/15/22 22:30	7440-42-8	
Cadmium	ND	mg/L	0.00050	0.00011	1	09/13/22 18:29	09/15/22 22:30	7440-43-9	
Chromium	ND	mg/L	0.0050	0.0011	1	09/13/22 18:29	09/15/22 22:30	7440-47-3	
Cobalt	ND	mg/L	0.0050	0.00039	1	09/13/22 18:29	09/15/22 22:30	7440-48-4	
Lead	ND	mg/L	0.0010	0.00089	1	09/13/22 18:29	09/15/22 22:30	7439-92-1	
Lithium	**0.021J**	mg/L	0.030	0.00073	1	09/13/22 18:29	09/15/22 22:30	7439-93-2	
Molybdenum	**0.011**	mg/L	0.010	0.00074	1	09/13/22 18:29	09/15/22 22:30	7439-98-7	
Selenium	ND	mg/L	0.0050	0.0014	1	09/13/22 18:29	09/15/22 22:30	7782-49-2	
Thallium	ND	mg/L	0.0010	0.00018	1	09/13/22 18:29	09/15/22 22:30	7440-28-0	
7470 Mercury	Analytical Method: EPA 7470A Preparation Method: EPA 7470A Pace Analytical Services - Peachtree Corners, GA								
Mercury	ND	mg/L	0.00020	0.00013	1	09/15/22 16:00	09/16/22 12:07	7439-97-6	
2540C Total Dissolved Solids	Analytical Method: SM 2540C-2015 Pace Analytical Services - Peachtree Corners, GA								
Total Dissolved Solids	**141**	mg/L	25.0	10.0	1		09/05/22 13:01		
300.0 IC Anions 28 Days	Analytical Method: EPA 300.0 Rev 2.1 1993 Pace Analytical Services - Asheville								
Chloride	**1.3**	mg/L	1.0	0.60	1		09/08/22 19:38	16887-00-6	
Fluoride	**0.42**	mg/L	0.10	0.050	1		09/08/22 19:38	16984-48-8	
Sulfate	**6.9**	mg/L	1.0	0.50	1		09/08/22 19:38	14808-79-8	

REPORT OF LABORATORY ANALYSIS

This report shall not be reproduced, except in full,
without the written consent of Pace Analytical Services, LLC.

Pace Analytical Services, LLC
110 Technology Parkway
Peachtree Corners, GA 30092
(770)734-4200

ANALYTICAL RESULTS

Project: Plant Yates Pooled Upgradient-Revised Report
Pace Project No.: 92623226

Sample: YGWA-39 **Lab ID: 92623226018** Collected: 08/31/22 13:50 Received: 09/01/22 09:05 Matrix: Water

Parameters	Results	Units	Report Limit	MDL	DF	Prepared	Analyzed	CAS No.	Qual
Field Data	Analytical Method: Pace Analytical Services - Charlotte								
Performed by	**Customer**				1		09/02/22 10:47		
pH	**5.30**	Std. Units			1		09/02/22 10:47		
6010D ATL ICP	Analytical Method: EPA 6010D Preparation Method: EPA 3010A Pace Analytical Services - Peachtree Corners, GA								
Calcium	**16.3**	mg/L	1.0	0.12	1	09/14/22 10:55	09/14/22 20:09	7440-70-2	
6020 MET ICPMS	Analytical Method: EPA 6020B Preparation Method: EPA 3005A Pace Analytical Services - Peachtree Corners, GA								
Antimony	ND	mg/L	0.0030	0.00078	1	09/13/22 18:29	09/15/22 22:36	7440-36-0	
Arsenic	**0.0029J**	mg/L	0.0050	0.0022	1	09/13/22 18:29	09/15/22 22:36	7440-38-2	
Barium	**0.035**	mg/L	0.0050	0.00067	1	09/13/22 18:29	09/15/22 22:36	7440-39-3	
Beryllium	ND	mg/L	0.00050	0.000054	1	09/13/22 18:29	09/15/22 22:36	7440-41-7	
Boron	**0.14**	mg/L	0.040	0.0086	1	09/13/22 18:29	09/15/22 22:36	7440-42-8	
Cadmium	**0.00044J**	mg/L	0.00050	0.00011	1	09/13/22 18:29	09/15/22 22:36	7440-43-9	
Chromium	ND	mg/L	0.0050	0.0011	1	09/13/22 18:29	09/15/22 22:36	7440-47-3	
Cobalt	**0.00085J**	mg/L	0.0050	0.00039	1	09/13/22 18:29	09/15/22 22:36	7440-48-4	
Lead	ND	mg/L	0.0010	0.00089	1	09/13/22 18:29	09/15/22 22:36	7439-92-1	
Lithium	**0.0065J**	mg/L	0.030	0.00073	1	09/13/22 18:29	09/15/22 22:36	7439-93-2	
Molybdenum	**0.0036J**	mg/L	0.010	0.00074	1	09/13/22 18:29	09/15/22 22:36	7439-98-7	
Selenium	ND	mg/L	0.0050	0.0014	1	09/13/22 18:29	09/15/22 22:36	7782-49-2	
Thallium	ND	mg/L	0.0010	0.00018	1	09/13/22 18:29	09/15/22 22:36	7440-28-0	
7470 Mercury	Analytical Method: EPA 7470A Preparation Method: EPA 7470A Pace Analytical Services - Peachtree Corners, GA								
Mercury	ND	mg/L	0.00020	0.00013	1	09/15/22 16:00	09/16/22 12:10	7439-97-6	
2540C Total Dissolved Solids	Analytical Method: SM 2540C-2015 Pace Analytical Services - Peachtree Corners, GA								
Total Dissolved Solids	**242**	mg/L	25.0	10.0	1		09/05/22 13:01		
300.0 IC Anions 28 Days	Analytical Method: EPA 300.0 Rev 2.1 1993 Pace Analytical Services - Asheville								
Chloride	**6.7**	mg/L	1.0	0.60	1		09/08/22 19:52	16887-00-6	
Fluoride	**0.065J**	mg/L	0.10	0.050	1		09/08/22 19:52	16984-48-8	
Sulfate	**10.9**	mg/L	1.0	0.50	1		09/08/22 19:52	14808-79-8	

REPORT OF LABORATORY ANALYSIS

This report shall not be reproduced, except in full,
without the written consent of Pace Analytical Services, LLC.

Pace Analytical Services, LLC
110 Technology Parkway
Peachtree Corners, GA 30092
(770)734-4200

ANALYTICAL RESULTS

Project: Plant Yates Pooled Upgradient-Revised Report
Pace Project No.: 92623226

Sample: YGWA-40 **Lab ID: 92623226019** Collected: 08/31/22 16:40 Received: 09/01/22 09:05 Matrix: Water

Parameters	Results	Units	Report Limit	MDL	DF	Prepared	Analyzed	CAS No.	Qual
Field Data	Analytical Method: Pace Analytical Services - Charlotte								
Performed by	**Customer**				1		09/02/22 10:47		
pH	**4.53**	Std. Units			1		09/02/22 10:47		
6010D ATL ICP	Analytical Method: EPA 6010D Preparation Method: EPA 3010A Pace Analytical Services - Peachtree Corners, GA								
Calcium	**6.2**	mg/L	1.0	0.12	1	09/14/22 10:55	09/14/22 20:14	7440-70-2	
6020 MET ICPMS	Analytical Method: EPA 6020B Preparation Method: EPA 3005A Pace Analytical Services - Peachtree Corners, GA								
Antimony	ND	mg/L	0.0030	0.00078	1	09/13/22 18:29	09/15/22 22:42	7440-36-0	
Arsenic	ND	mg/L	0.0050	0.0022	1	09/13/22 18:29	09/15/22 22:42	7440-38-2	
Barium	**0.035**	mg/L	0.0050	0.00067	1	09/13/22 18:29	09/15/22 22:42	7440-39-3	
Beryllium	**0.00025J**	mg/L	0.00050	0.000054	1	09/13/22 18:29	09/15/22 22:42	7440-41-7	
Boron	**0.062**	mg/L	0.040	0.0086	1	09/13/22 18:29	09/15/22 22:42	7440-42-8	
Cadmium	ND	mg/L	0.00050	0.00011	1	09/13/22 18:29	09/15/22 22:42	7440-43-9	
Chromium	ND	mg/L	0.0050	0.0011	1	09/13/22 18:29	09/15/22 22:42	7440-47-3	
Cobalt	ND	mg/L	0.0050	0.00039	1	09/13/22 18:29	09/15/22 22:42	7440-48-4	
Lead	ND	mg/L	0.0010	0.00089	1	09/13/22 18:29	09/15/22 22:42	7439-92-1	
Lithium	ND	mg/L	0.030	0.00073	1	09/13/22 18:29	09/15/22 22:42	7439-93-2	
Molybdenum	ND	mg/L	0.010	0.00074	1	09/13/22 18:29	09/15/22 22:42	7439-98-7	
Selenium	ND	mg/L	0.0050	0.0014	1	09/13/22 18:29	09/15/22 22:42	7782-49-2	
Thallium	ND	mg/L	0.0010	0.00018	1	09/13/22 18:29	09/15/22 22:42	7440-28-0	
7470 Mercury	Analytical Method: EPA 7470A Preparation Method: EPA 7470A Pace Analytical Services - Peachtree Corners, GA								
Mercury	**0.00064**	mg/L	0.00020	0.00013	1	09/15/22 16:00	09/16/22 12:13	7439-97-6	
2540C Total Dissolved Solids	Analytical Method: SM 2540C-2015 Pace Analytical Services - Peachtree Corners, GA								
Total Dissolved Solids	**92.0**	mg/L	25.0	10.0	1		09/05/22 13:01		
300.0 IC Anions 28 Days	Analytical Method: EPA 300.0 Rev 2.1 1993 Pace Analytical Services - Asheville								
Chloride	**6.3**	mg/L	1.0	0.60	1		09/08/22 20:34	16887-00-6	
Fluoride	**0.050J**	mg/L	0.10	0.050	1		09/08/22 20:34	16984-48-8	
Sulfate	**17.9**	mg/L	1.0	0.50	1		09/08/22 20:34	14808-79-8	

REPORT OF LABORATORY ANALYSIS

This report shall not be reproduced, except in full,
without the written consent of Pace Analytical Services, LLC.

Pace Analytical Services, LLC
110 Technology Parkway
Peachtree Corners, GA 30092
(770)734-4200

QUALITY CONTROL DATA

Project: Plant Yates Pooled Upgradient-Revised Report
Pace Project No.: 92623226

QC Batch: 722758
QC Batch Method: EPA 3010A
Analysis Method: EPA 6010D
Analysis Description: 6010D ATL
Laboratory: Pace Analytical Services - Peachtree Corners, GA
Associated Lab Samples: 92623226001, 92623226002, 92623226003, 92623226004

METHOD BLANK: 3765944 Matrix: Water
Associated Lab Samples: 92623226001, 92623226002, 92623226003, 92623226004

Parameter	Units	Blank Result	Reporting Limit	MDL	Analyzed	Qualifiers
Calcium	mg/L	ND	1.0	0.12	09/12/22 21:07	

LABORATORY CONTROL SAMPLE: 3765945

Parameter	Units	Spike Conc.	LCS Result	LCS % Rec	% Rec Limits	Qualifiers
Calcium	mg/L	1	1.0	104	80-120	

MATRIX SPIKE & MATRIX SPIKE DUPLICATE: 3765946 3765947

Parameter	Units	92623226001 Result	MS Spike Conc.	MSD Spike Conc.	MS Result	MSD Result	MS % Rec	MSD % Rec	% Rec Limits	RPD	Max RPD	Qual
Calcium	mg/L	3.0	1	1	4.0	4.1	96	107	75-125	3	20	

Results presented on this page are in the units indicated by the "Units" column except where an alternate unit is presented to the right of the result.

REPORT OF LABORATORY ANALYSIS

This report shall not be reproduced, except in full,
without the written consent of Pace Analytical Services, LLC.

Pace Analytical Services, LLC
110 Technology Parkway
Peachtree Corners, GA 30092
(770)734-4200

QUALITY CONTROL DATA

Project: Plant Yates Pooled Upgradient-Revised Report
Pace Project No.: 92623226

QC Batch: 723071
QC Batch Method: EPA 3010A
Analysis Method: EPA 6010D
Analysis Description: 6010D ATL
Laboratory: Pace Analytical Services - Peachtree Corners, GA
Associated Lab Samples: 92623226005, 92623226006, 92623226007, 92623226008, 92623226009, 92623226010, 92623226011, 92623226012, 92623226013, 92623226014, 92623226015, 92623226016, 92623226017, 92623226018, 92623226019

METHOD BLANK: 3767576 Matrix: Water
Associated Lab Samples: 92623226005, 92623226006, 92623226007, 92623226008, 92623226009, 92623226010, 92623226011, 92623226012, 92623226013, 92623226014, 92623226015, 92623226016, 92623226017, 92623226018, 92623226019

Parameter	Units	Blank Result	Reporting Limit	MDL	Analyzed	Qualifiers
Calcium	mg/L	ND	1.0	0.12	09/14/22 18:24	

LABORATORY CONTROL SAMPLE: 3767577

Parameter	Units	Spike Conc.	LCS Result	LCS % Rec	% Rec Limits	Qualifiers
Calcium	mg/L	1	1.0	101	80-120	

MATRIX SPIKE & MATRIX SPIKE DUPLICATE: 3767578 3767579

Parameter	Units	92623226005 Result	MS Spike Conc.	MSD Spike Conc.	MS Result	MSD Result	MS % Rec	MSD % Rec	% Rec Limits	RPD	Max RPD	Qual
Calcium	mg/L	2.5	1	1	3.3	3.4	73	85	75-125	4	20	M1

Results presented on this page are in the units indicated by the "Units" column except where an alternate unit is presented to the right of the result.

REPORT OF LABORATORY ANALYSIS

This report shall not be reproduced, except in full,
without the written consent of Pace Analytical Services, LLC.

Pace Analytical Services, LLC
110 Technology Parkway
Peachtree Corners, GA 30092
(770)734-4200

QUALITY CONTROL DATA

Project: Plant Yates Pooled Upgradient-Revised Report
Pace Project No.: 92623226

QC Batch: 722711
QC Batch Method: EPA 3005A
Analysis Method: EPA 6020B
Analysis Description: 6020 MET
Laboratory: Pace Analytical Services - Peachtree Corners, GA

Associated Lab Samples: 92623226001

METHOD BLANK: 3765581 Matrix: Water
Associated Lab Samples: 92623226001

Parameter	Units	Blank Result	Reporting Limit	MDL	Analyzed	Qualifiers
Antimony	mg/L	0.00086J	0.0030	0.00078	09/13/22 18:33	
Arsenic	mg/L	ND	0.0050	0.0022	09/13/22 18:33	
Barium	mg/L	ND	0.0050	0.00067	09/13/22 18:33	
Beryllium	mg/L	ND	0.00050	0.000054	09/13/22 18:33	
Boron	mg/L	ND	0.040	0.0086	09/13/22 18:33	
Cadmium	mg/L	ND	0.00050	0.00011	09/13/22 18:33	
Chromium	mg/L	ND	0.0050	0.0011	09/13/22 18:33	
Cobalt	mg/L	ND	0.0050	0.00039	09/13/22 18:33	
Lead	mg/L	ND	0.0010	0.00089	09/13/22 18:33	
Lithium	mg/L	ND	0.030	0.00073	09/13/22 18:33	
Molybdenum	mg/L	ND	0.010	0.00074	09/13/22 18:33	
Selenium	mg/L	ND	0.0050	0.0014	09/13/22 18:33	
Thallium	mg/L	ND	0.0010	0.00018	09/13/22 18:33	

LABORATORY CONTROL SAMPLE: 3765582

Parameter	Units	Spike Conc.	LCS Result	LCS % Rec	% Rec Limits	Qualifiers
Antimony	mg/L	0.1	0.11	111	80-120	
Arsenic	mg/L	0.1	0.10	101	80-120	
Barium	mg/L	0.1	0.10	103	80-120	
Beryllium	mg/L	0.1	0.099	99	80-120	
Boron	mg/L	1	0.99	99	80-120	
Cadmium	mg/L	0.1	0.10	100	80-120	
Chromium	mg/L	0.1	0.10	101	80-120	
Cobalt	mg/L	0.1	0.099	99	80-120	
Lead	mg/L	0.1	0.098	98	80-120	
Lithium	mg/L	0.1	0.098	98	80-120	
Molybdenum	mg/L	0.1	0.11	106	80-120	
Selenium	mg/L	0.1	0.096	96	80-120	
Thallium	mg/L	0.1	0.095	95	80-120	

MATRIX SPIKE & MATRIX SPIKE DUPLICATE: 3765583 3765584

Parameter	Units	92622406019 Result	MS Spike Conc.	MSD Spike Conc.	MS Result	MSD Result	MS % Rec	MSD % Rec	% Rec Limits	RPD	Max RPD	Qual
Antimony	mg/L	ND	0.1	0.1	0.11	0.11	111	109	75-125	1	20	
Arsenic	mg/L	ND	0.1	0.1	0.10	0.10	101	101	75-125	0	20	

Results presented on this page are in the units indicated by the "Units" column except where an alternate unit is presented to the right of the result.

REPORT OF LABORATORY ANALYSIS

This report shall not be reproduced, except in full,
without the written consent of Pace Analytical Services, LLC.

Pace Analytical Services, LLC
110 Technology Parkway
Peachtree Corners, GA 30092
(770)734-4200

QUALITY CONTROL DATA

Project: Plant Yates Pooled Upgradient-Revised Report
Pace Project No.: 92623226

MATRIX SPIKE & MATRIX SPIKE DUPLICATE: 3765583 3765584

Parameter	Units	92622406019 Result	MS Spike Conc.	MSD Spike Conc.	MS Result	MSD Result	MS % Rec	MSD % Rec	% Rec Limits	RPD	Max RPD	Qual
Barium	mg/L	0.064	0.1	0.1	0.17	0.17	108	103	75-125	3	20	
Beryllium	mg/L	ND	0.1	0.1	0.096	0.097	96	97	75-125	1	20	
Boron	mg/L	0.18	1	1	1.2	1.2	101	99	75-125	2	20	
Cadmium	mg/L	ND	0.1	0.1	0.099	0.099	98	99	75-125	1	20	
Chromium	mg/L	ND	0.1	0.1	0.10	0.10	100	100	75-125	1	20	
Cobalt	mg/L	0.0012J	0.1	0.1	0.099	0.099	98	97	75-125	1	20	
Lead	mg/L	ND	0.1	0.1	0.094	0.096	94	96	75-125	2	20	
Lithium	mg/L	0.0013J	0.1	0.1	0.096	0.099	94	97	75-125	3	20	
Molybdenum	mg/L	ND	0.1	0.1	0.11	0.10	106	103	75-125	2	20	
Selenium	mg/L	ND	0.1	0.1	0.097	0.097	97	96	75-125	0	20	
Thallium	mg/L	ND	0.1	0.1	0.095	0.095	95	95	75-125	0	20	

Results presented on this page are in the units indicated by the "Units" column except where an alternate unit is presented to the right of the result.

REPORT OF LABORATORY ANALYSIS

This report shall not be reproduced, except in full,
without the written consent of Pace Analytical Services, LLC.

Pace Analytical Services, LLC
110 Technology Parkway
Peachtree Corners, GA 30092
(770)734-4200

QUALITY CONTROL DATA

Project: Plant Yates Pooled Upgradient-Revised Report
Pace Project No.: 92623226

QC Batch: 723035
QC Batch Method: EPA 3005A
Analysis Method: EPA 6020B
Analysis Description: 6020 MET
Laboratory: Pace Analytical Services - Peachtree Corners, GA
Associated Lab Samples: 92623226002, 92623226003, 92623226004, 92623226005, 92623226006, 92623226007, 92623226008, 92623226009, 92623226010, 92623226011, 92623226012, 92623226013, 92623226014, 92623226015, 92623226016, 92623226017, 92623226018, 92623226019

METHOD BLANK: 3767331
Matrix: Water
Associated Lab Samples: 92623226002, 92623226003, 92623226004, 92623226005, 92623226006, 92623226007, 92623226008, 92623226009, 92623226010, 92623226011, 92623226012, 92623226013, 92623226014, 92623226015, 92623226016, 92623226017, 92623226018, 92623226019

Parameter	Units	Blank Result	Reporting Limit	MDL	Analyzed	Qualifiers
Antimony	mg/L	ND	0.0030	0.00078	09/15/22 20:07	
Arsenic	mg/L	ND	0.0050	0.0022	09/15/22 20:07	
Barium	mg/L	ND	0.0050	0.00067	09/15/22 20:07	
Beryllium	mg/L	ND	0.00050	0.000054	09/15/22 20:07	
Boron	mg/L	ND	0.040	0.0086	09/15/22 20:07	
Cadmium	mg/L	ND	0.00050	0.00011	09/15/22 20:07	
Chromium	mg/L	ND	0.0050	0.0011	09/15/22 20:07	
Cobalt	mg/L	ND	0.0050	0.00039	09/15/22 20:07	
Copper	mg/L	ND	0.0050	0.0010	09/15/22 20:07	
Lead	mg/L	ND	0.0010	0.00089	09/15/22 20:07	
Lithium	mg/L	ND	0.030	0.00073	09/15/22 20:07	
Molybdenum	mg/L	ND	0.010	0.00074	09/15/22 20:07	
Nickel	mg/L	ND	0.0050	0.00071	09/15/22 20:07	
Selenium	mg/L	ND	0.0050	0.0014	09/15/22 20:07	
Silver	mg/L	ND	0.0050	0.00044	09/15/22 20:07	
Thallium	mg/L	ND	0.0010	0.00018	09/15/22 20:07	
Vanadium	mg/L	0.0021J	0.010	0.0019	09/15/22 20:07	
Zinc	mg/L	ND	0.010	0.0070	09/15/22 20:07	

LABORATORY CONTROL SAMPLE: 3767332

Parameter	Units	Spike Conc.	LCS Result	LCS % Rec	% Rec Limits	Qualifiers
Antimony	mg/L	0.1	0.10	104	80-120	
Arsenic	mg/L	0.1	0.098	98	80-120	
Barium	mg/L	0.1	0.096	96	80-120	
Beryllium	mg/L	0.1	0.099	99	80-120	
Boron	mg/L	1	0.98	98	80-120	
Cadmium	mg/L	0.1	0.095	95	80-120	
Chromium	mg/L	0.1	0.099	99	80-120	
Cobalt	mg/L	0.1	0.096	96	80-120	
Copper	mg/L	0.1	0.095	95	80-120	
Lead	mg/L	0.1	0.097	97	80-120	
Lithium	mg/L	0.1	0.10	102	80-120	
Molybdenum	mg/L	0.1	0.096	96	80-120	
Nickel	mg/L	0.1	0.097	97	80-120	

Results presented on this page are in the units indicated by the "Units" column except where an alternate unit is presented to the right of the result.

REPORT OF LABORATORY ANALYSIS

This report shall not be reproduced, except in full,
without the written consent of Pace Analytical Services, LLC.

Pace Analytical Services, LLC
110 Technology Parkway
Peachtree Corners, GA 30092
(770)734-4200

QUALITY CONTROL DATA

Project: Plant Yates Pooled Upgradient-Revised Report
Pace Project No.: 92623226

LABORATORY CONTROL SAMPLE: 3767332

Parameter	Units	Spike Conc.	LCS Result	LCS % Rec	% Rec Limits	Qualifiers
Selenium	mg/L	0.1	0.094	94	80-120	
Silver	mg/L	0.1	0.094	94	80-120	
Thallium	mg/L	0.1	0.098	98	80-120	
Vanadium	mg/L	0.1	0.10	105	80-120	
Zinc	mg/L	0.1	0.10	104	80-120	

MATRIX SPIKE & MATRIX SPIKE DUPLICATE: 3767333 3767334

Parameter	Units	92623226002 Result	MS Spike Conc.	MSD Spike Conc.	MS Result	MSD Result	MS % Rec	MSD % Rec	% Rec Limits	RPD	Max RPD	Qual
Antimony	mg/L	ND	0.1	0.1	0.093	0.10	92	100	75-125	8	20	
Arsenic	mg/L	ND	0.1	0.1	0.096	0.098	95	97	75-125	3	20	
Barium	mg/L	0.012	0.1	0.1	0.097	0.11	85	94	75-125	9	20	
Beryllium	mg/L	0.000082J	0.1	0.1	0.095	0.095	95	95	75-125	0	20	
Boron	mg/L	0.014J	1	1	0.96	0.98	94	96	75-125	2	20	
Cadmium	mg/L	ND	0.1	0.1	0.096	0.096	96	96	75-125	0	20	
Chromium	mg/L	0.0015J	0.1	0.1	0.097	0.096	95	94	75-125	1	20	
Cobalt	mg/L	ND	0.1	0.1	0.094	0.093	94	93	75-125	1	20	
Copper	mg/L	ND	0.1	0.1	0.096	0.093	96	93	75-125	3	20	
Lead	mg/L	ND	0.1	0.1	0.095	0.095	95	95	75-125	0	20	
Lithium	mg/L	0.0014J	0.1	0.1	0.097	0.10	96	98	75-125	3	20	
Molybdenum	mg/L	ND	0.1	0.1	0.087	0.094	87	94	75-125	8	20	
Nickel	mg/L	ND	0.1	0.1	0.096	0.093	96	93	75-125	3	20	
Selenium	mg/L	ND	0.1	0.1	0.090	0.093	90	93	75-125	3	20	
Silver	mg/L	ND	0.1	0.1	0.084	0.091	84	91	75-125	8	20	
Thallium	mg/L	ND	0.1	0.1	0.097	0.096	97	96	75-125	2	20	
Vanadium	mg/L	ND	0.1	0.1	0.10	0.10	99	99	75-125	0	20	
Zinc	mg/L	ND	0.1	0.1	0.10	0.10	104	102	75-125	1	20	

Results presented on this page are in the units indicated by the "Units" column except where an alternate unit is presented to the right of the result.

REPORT OF LABORATORY ANALYSIS

This report shall not be reproduced, except in full,
without the written consent of Pace Analytical Services, LLC.

Pace Analytical Services, LLC
110 Technology Parkway
Peachtree Corners, GA 30092
(770)734-4200

QUALITY CONTROL DATA

Project: Plant Yates Pooled Upgradient-Revised Report
Pace Project No.: 92623226

QC Batch: 723525
QC Batch Method: EPA 7470A
Analysis Method: EPA 7470A
Analysis Description: 7470 Mercury
Laboratory: Pace Analytical Services - Peachtree Corners, GA
Associated Lab Samples: 92623226001, 92623226002, 92623226003, 92623226004, 92623226005, 92623226006, 92623226007, 92623226008, 92623226009, 92623226010, 92623226011, 92623226012, 92623226013, 92623226014, 92623226015, 92623226016, 92623226017, 92623226018, 92623226019

METHOD BLANK: 3769763
Matrix: Water
Associated Lab Samples: 92623226001, 92623226002, 92623226003, 92623226004, 92623226005, 92623226006, 92623226007, 92623226008, 92623226009, 92623226010, 92623226011, 92623226012, 92623226013, 92623226014, 92623226015, 92623226016, 92623226017, 92623226018, 92623226019

Parameter	Units	Blank Result	Reporting Limit	MDL	Analyzed	Qualifiers
Mercury	mg/L	ND	0.00020	0.00013	09/16/22 11:01	

LABORATORY CONTROL SAMPLE: 3769764

Parameter	Units	Spike Conc.	LCS Result	LCS % Rec	% Rec Limits	Qualifiers
Mercury	mg/L	0.0025	0.0025	99	80-120	

MATRIX SPIKE & MATRIX SPIKE DUPLICATE: 3769765 3769766

Parameter	Units	92623226002 Result	MS Spike Conc.	MSD Spike Conc.	MS Result	MSD Result	MS % Rec	MSD % Rec	% Rec Limits	RPD	Max RPD	Qual
Mercury	mg/L	ND	0.0025	0.0025	0.0024	0.0023	96	90	75-125	7	20	

Results presented on this page are in the units indicated by the "Units" column except where an alternate unit is presented to the right of the result.

REPORT OF LABORATORY ANALYSIS

This report shall not be reproduced, except in full,
without the written consent of Pace Analytical Services, LLC.

Pace Analytical Services, LLC
110 Technology Parkway
Peachtree Corners, GA 30092
(770)734-4200

QUALITY CONTROL DATA

Project: Plant Yates Pooled Upgradient-Revised Report
Pace Project No.: 92623226

QC Batch: 721194
QC Batch Method: SM 2540C-2015
Analysis Method: SM 2540C-2015
Analysis Description: 2540C Total Dissolved Solids
Laboratory: Pace Analytical Services - Peachtree Corners, GA
Associated Lab Samples: 92623226001, 92623226002, 92623226003, 92623226004, 92623226005, 92623226007, 92623226008, 92623226009

METHOD BLANK: 3757806 Matrix: Water
Associated Lab Samples: 92623226001, 92623226002, 92623226003, 92623226004, 92623226005, 92623226007, 92623226008, 92623226009

Parameter	Units	Blank Result	Reporting Limit	MDL	Analyzed	Qualifiers
Total Dissolved Solids	mg/L	ND	25.0	10.0	09/02/22 11:11	

LABORATORY CONTROL SAMPLE: 3757807

Parameter	Units	Spike Conc.	LCS Result	LCS % Rec	% Rec Limits	Qualifiers
Total Dissolved Solids	mg/L	400	381	95	80-120	

SAMPLE DUPLICATE: 3757808

Parameter	Units	92623226001 Result	Dup Result	RPD	Max RPD	Qualifiers
Total Dissolved Solids	mg/L	81.0	78.0	4	25	

SAMPLE DUPLICATE: 3757809

Parameter	Units	92623294003 Result	Dup Result	RPD	Max RPD	Qualifiers
Total Dissolved Solids	mg/L	628	638	2	25	

Results presented on this page are in the units indicated by the "Units" column except where an alternate unit is presented to the right of the result.

REPORT OF LABORATORY ANALYSIS

This report shall not be reproduced, except in full,
without the written consent of Pace Analytical Services, LLC.

Pace Analytical Services, LLC
110 Technology Parkway
Peachtree Corners, GA 30092
(770)734-4200

QUALITY CONTROL DATA

Project: Plant Yates Pooled Upgradient-Revised Report
Pace Project No.: 92623226

QC Batch: 721455
QC Batch Method: SM 2540C-2015
Analysis Method: SM 2540C-2015
Analysis Description: 2540C Total Dissolved Solids
Laboratory: Pace Analytical Services - Peachtree Corners, GA
Associated Lab Samples: 92623226010, 92623226011, 92623226012, 92623226013, 92623226014, 92623226015, 92623226016, 92623226017, 92623226018, 92623226019

METHOD BLANK: 3759030 Matrix: Water
Associated Lab Samples: 92623226010, 92623226011, 92623226012, 92623226013, 92623226014, 92623226015, 92623226016, 92623226017, 92623226018, 92623226019

Parameter	Units	Blank Result	Reporting Limit	MDL	Analyzed	Qualifiers
Total Dissolved Solids	mg/L	ND	25.0	10.0	09/05/22 12:59	

LABORATORY CONTROL SAMPLE: 3759031

Parameter	Units	Spike Conc.	LCS Result	LCS % Rec	% Rec Limits	Qualifiers
Total Dissolved Solids	mg/L	400	389	97	80-120	

SAMPLE DUPLICATE: 3759032

Parameter	Units	92623226010 Result	Dup Result	RPD	Max RPD	Qualifiers
Total Dissolved Solids	mg/L	33.0	44.0	29	25	D6

SAMPLE DUPLICATE: 3759033

Parameter	Units	92623533001 Result	Dup Result	RPD	Max RPD	Qualifiers
Total Dissolved Solids	mg/L	206	204	1	25	

Results presented on this page are in the units indicated by the "Units" column except where an alternate unit is presented to the right of the result.

REPORT OF LABORATORY ANALYSIS

This report shall not be reproduced, except in full,
without the written consent of Pace Analytical Services, LLC.

Pace Analytical Services, LLC
110 Technology Parkway
Peachtree Corners, GA 30092
(770)734-4200

QUALITY CONTROL DATA

Project: Plant Yates Pooled Upgradient-Revised Report
Pace Project No.: 92623226

QC Batch: 721563
QC Batch Method: SM 2540C-2015
Analysis Method: SM 2540C-2015
Analysis Description: 2540C Total Dissolved Solids
Laboratory: Pace Analytical Services - Peachtree Corners, GA
Associated Lab Samples: 92623226006

METHOD BLANK: 3759489 Matrix: Water
Associated Lab Samples: 92623226006

Parameter	Units	Blank Result	Reporting Limit	MDL	Analyzed	Qualifiers
Total Dissolved Solids	mg/L	ND	25.0	10.0	09/06/22 14:51	

LABORATORY CONTROL SAMPLE: 3759490

Parameter	Units	Spike Conc.	LCS Result	LCS % Rec	% Rec Limits	Qualifiers
Total Dissolved Solids	mg/L	400	387	97	80-120	

SAMPLE DUPLICATE: 3759491

Parameter	Units	92623226006 Result	Dup Result	RPD	Max RPD	Qualifiers
Total Dissolved Solids	mg/L	148	139	6	25	

SAMPLE DUPLICATE: 3759492

Parameter	Units	92623533010 Result	Dup Result	RPD	Max RPD	Qualifiers
Total Dissolved Solids	mg/L	128	119	7	25	

Results presented on this page are in the units indicated by the "Units" column except where an alternate unit is presented to the right of the result.

REPORT OF LABORATORY ANALYSIS

This report shall not be reproduced, except in full,
without the written consent of Pace Analytical Services, LLC.

Pace Analytical Services, LLC
110 Technology Parkway
Peachtree Corners, GA 30092
(770)734-4200

QUALITY CONTROL DATA

Project: Plant Yates Pooled Upgradient-Revised Report
Pace Project No.: 92623226

QC Batch: 721661
QC Batch Method: EPA 300.0 Rev 2.1 1993
Analysis Method: EPA 300.0 Rev 2.1 1993
Analysis Description: 300.0 IC Anions
Laboratory: Pace Analytical Services - Asheville
Associated Lab Samples: 92623226001, 92623226002, 92623226003, 92623226004, 92623226005, 92623226006, 92623226007, 92623226008, 92623226009

METHOD BLANK: 3760039 Matrix: Water
Associated Lab Samples: 92623226001, 92623226002, 92623226003, 92623226004, 92623226005, 92623226006, 92623226007, 92623226008, 92623226009

Parameter	Units	Blank Result	Reporting Limit	MDL	Analyzed	Qualifiers
Chloride	mg/L	ND	1.0	0.60	09/07/22 22:22	
Fluoride	mg/L	ND	0.10	0.050	09/07/22 22:22	
Sulfate	mg/L	ND	1.0	0.50	09/07/22 22:22	

LABORATORY CONTROL SAMPLE: 3760040

Parameter	Units	Spike Conc.	LCS Result	LCS % Rec	% Rec Limits	Qualifiers
Chloride	mg/L	50	49.9	100	90-110	
Fluoride	mg/L	2.5	2.3	91	90-110	
Sulfate	mg/L	50	49.6	99	90-110	

MATRIX SPIKE & MATRIX SPIKE DUPLICATE: 3760041 3760042

Parameter	Units	92622406016 Result	MS Spike Conc.	MSD Spike Conc.	MS Result	MSD Result	MS % Rec	MSD % Rec	% Rec Limits	RPD	Max RPD	Qual
Chloride	mg/L	4.1	50	50	57.1	56.7	106	105	90-110	1	10	
Fluoride	mg/L	0.056J	2.5	2.5	2.4	2.4	93	93	90-110	0	10	
Sulfate	mg/L	47.3	50	50	98.1	99.8	101	105	90-110	2	10	

MATRIX SPIKE & MATRIX SPIKE DUPLICATE: 3760043 3760044

Parameter	Units	92623226003 Result	MS Spike Conc.	MSD Spike Conc.	MS Result	MSD Result	MS % Rec	MSD % Rec	% Rec Limits	RPD	Max RPD	Qual
Chloride	mg/L	7.9	50	50	61.5	61.2	107	107	90-110	1	10	
Fluoride	mg/L	ND	2.5	2.5	2.4	2.4	96	95	90-110	1	10	
Sulfate	mg/L	0.78J	50	50	54.0	53.6	106	106	90-110	1	10	

Results presented on this page are in the units indicated by the "Units" column except where an alternate unit is presented to the right of the result.

REPORT OF LABORATORY ANALYSIS

This report shall not be reproduced, except in full,
without the written consent of Pace Analytical Services, LLC.

Pace Analytical Services, LLC
110 Technology Parkway
Peachtree Corners, GA 30092
(770)734-4200

QUALITY CONTROL DATA

Project: Plant Yates Pooled Upgradient-Revised Report
Pace Project No.: 92623226

QC Batch: 722003
QC Batch Method: EPA 300.0 Rev 2.1 1993
Analysis Method: EPA 300.0 Rev 2.1 1993
Analysis Description: 300.0 IC Anions
Laboratory: Pace Analytical Services - Asheville
Associated Lab Samples: 92623226010, 92623226011, 92623226012, 92623226013, 92623226014, 92623226015, 92623226016, 92623226017, 92623226018, 92623226019

METHOD BLANK: 3761858 Matrix: Water
Associated Lab Samples: 92623226010, 92623226011, 92623226012, 92623226013, 92623226014, 92623226015, 92623226016, 92623226017, 92623226018, 92623226019

Parameter	Units	Blank Result	Reporting Limit	MDL	Analyzed	Qualifiers
Chloride	mg/L	ND	1.0	0.60	09/08/22 14:59	
Fluoride	mg/L	ND	0.10	0.050	09/08/22 14:59	
Sulfate	mg/L	ND	1.0	0.50	09/08/22 14:59	

LABORATORY CONTROL SAMPLE: 3761859

Parameter	Units	Spike Conc.	LCS Result	LCS % Rec	% Rec Limits	Qualifiers
Chloride	mg/L	50	49.4	99	90-110	
Fluoride	mg/L	2.5	2.7	109	90-110	
Sulfate	mg/L	50	49.9	100	90-110	

MATRIX SPIKE & MATRIX SPIKE DUPLICATE: 3761860 3761861

Parameter	Units	92623832001 Result	MS Spike Conc.	MSD Spike Conc.	MS Result	MSD Result	MS % Rec	MSD % Rec	% Rec Limits	RPD	Max RPD	Qual
Chloride	mg/L	47.2	50	50	98.7	98.6	103	103	90-110	0	10	
Fluoride	mg/L	6.9	2.5	2.5	8.5	8.4	62	60	90-110	1	10	M1
Sulfate	mg/L	833	50	50	878	879	91	93	90-110	0	10	

MATRIX SPIKE & MATRIX SPIKE DUPLICATE: 3761862 3761863

Parameter	Units	92623226015 Result	MS Spike Conc.	MSD Spike Conc.	MS Result	MSD Result	MS % Rec	MSD % Rec	% Rec Limits	RPD	Max RPD	Qual
Chloride	mg/L	2.9	50	50	55.6	56.1	105	106	90-110	1	10	
Fluoride	mg/L	ND	2.5	2.5	2.4	2.5	96	97	90-110	1	10	
Sulfate	mg/L	ND	50	50	52.5	53.0	104	105	90-110	1	10	

Results presented on this page are in the units indicated by the "Units" column except where an alternate unit is presented to the right of the result.

REPORT OF LABORATORY ANALYSIS

This report shall not be reproduced, except in full,
without the written consent of Pace Analytical Services, LLC.

Pace Analytical Services, LLC
110 Technology Parkway
Peachtree Corners, GA 30092
(770)734-4200

QUALIFIERS

Project: Plant Yates Pooled Upgradient-Revised Report
Pace Project No.: 92623226

DEFINITIONS

DF - Dilution Factor, if reported, represents the factor applied to the reported data due to dilution of the sample aliquot.

ND - Not Detected at or above adjusted reporting limit.

TNTC - Too Numerous To Count

J - Estimated concentration above the adjusted method detection limit and below the adjusted reporting limit.

MDL - Adjusted Method Detection Limit.

PQL - Practical Quantitation Limit.

RL - Reporting Limit - The lowest concentration value that meets project requirements for quantitative data with known precision and bias for a specific analyte in a specific matrix.

S - Surrogate

1,2-Diphenylhydrazine decomposes to and cannot be separated from Azobenzene using Method 8270. The result for each analyte is a combined concentration.

Consistent with EPA guidelines, unrounded data are displayed and have been used to calculate % recovery and RPD values.

LCS(D) - Laboratory Control Sample (Duplicate)

MS(D) - Matrix Spike (Duplicate)

DUP - Sample Duplicate

RPD - Relative Percent Difference

NC - Not Calculable.

SG - Silica Gel - Clean-Up

U - Indicates the compound was analyzed for, but not detected.

Acid preservation may not be appropriate for 2 Chloroethylvinyl ether.

A separate vial preserved to a pH of 4-5 is recommended in SW846 Chapter 4 for the analysis of Acrolein and Acrylonitrile by EPA Method 8260.

N-Nitrosodiphenylamine decomposes and cannot be separated from Diphenylamine using Method 8270. The result reported for each analyte is a combined concentration.

Reported results are not rounded until the final step prior to reporting. Therefore, calculated parameters that are typically reported as "Total" may vary slightly from the sum of the reported component parameters.

Pace Analytical is TNI accredited. Contact your Pace PM for the current list of accredited analytes.

TNI - The NELAC Institute.

ANALYTE QUALIFIERS

B	Analyte was detected in the associated method blank.
D3	Sample was diluted due to the presence of high levels of non-target analytes or other matrix interference.
D6	The precision between the sample and sample duplicate exceeded laboratory control limits.
M1	Matrix spike recovery exceeded QC limits. Batch accepted based on laboratory control sample (LCS) recovery.

This report shall not be reproduced, except in full,
without the written consent of Pace Analytical Services, LLC.

Pace Analytical Services, LLC
110 Technology Parkway
Peachtree Corners, GA 30092
(770)734-4200

QUALITY CONTROL DATA CROSS REFERENCE TABLE

Project: Plant Yates Pooled Upgradient-Revised Report
Pace Project No.: 92623226

Lab ID	Sample ID	QC Batch Method	QC Batch	Analytical Method	Analytical Batch
92623226001	YGWA-17S				
92623226002	YGWA-18S				
92623226003	YGWA-18I				
92623226004	GWA-2				
92623226005	YGWA-5I				
92623226006	YGWA-5D				
92623226007	YGWA-21I				
92623226008	YGWA-1D				
92623226009	YGWA-2I				
92623226010	YGWA-30I				
92623226011	YGWA-14S				
92623226012	YGWA-1I				
92623226013	YGWA-47				
92623226014	YGWA-4I				
92623226015	YGWA-20S				
92623226016	YGWA-3I				
92623226017	YGWA-3D				
92623226018	YGWA-39				
92623226019	YGWA-40				
92623226001	YGWA-17S	EPA 3010A	722758	EPA 6010D	722798
92623226002	YGWA-18S	EPA 3010A	722758	EPA 6010D	722798
92623226003	YGWA-18I	EPA 3010A	722758	EPA 6010D	722798
92623226004	GWA-2	EPA 3010A	722758	EPA 6010D	722798
92623226005	YGWA-5I	EPA 3010A	723071	EPA 6010D	723278
92623226006	YGWA-5D	EPA 3010A	723071	EPA 6010D	723278
92623226007	YGWA-21I	EPA 3010A	723071	EPA 6010D	723278
92623226008	YGWA-1D	EPA 3010A	723071	EPA 6010D	723278
92623226009	YGWA-2I	EPA 3010A	723071	EPA 6010D	723278
92623226010	YGWA-30I	EPA 3010A	723071	EPA 6010D	723278
92623226011	YGWA-14S	EPA 3010A	723071	EPA 6010D	723278
92623226012	YGWA-1I	EPA 3010A	723071	EPA 6010D	723278
92623226013	YGWA-47	EPA 3010A	723071	EPA 6010D	723278
92623226014	YGWA-4I	EPA 3010A	723071	EPA 6010D	723278
92623226015	YGWA-20S	EPA 3010A	723071	EPA 6010D	723278
92623226016	YGWA-3I	EPA 3010A	723071	EPA 6010D	723278
92623226017	YGWA-3D	EPA 3010A	723071	EPA 6010D	723278
92623226018	YGWA-39	EPA 3010A	723071	EPA 6010D	723278
92623226019	YGWA-40	EPA 3010A	723071	EPA 6010D	723278
92623226001	YGWA-17S	EPA 3005A	722711	EPA 6020B	722836
92623226002	YGWA-18S	EPA 3005A	723035	EPA 6020B	723160
92623226003	YGWA-18I	EPA 3005A	723035	EPA 6020B	723160
92623226004	GWA-2	EPA 3005A	723035	EPA 6020B	723160
92623226005	YGWA-5I	EPA 3005A	723035	EPA 6020B	723160
92623226006	YGWA-5D	EPA 3005A	723035	EPA 6020B	723160
92623226007	YGWA-21I	EPA 3005A	723035	EPA 6020B	723160
92623226008	YGWA-1D	EPA 3005A	723035	EPA 6020B	723160
92623226009	YGWA-2I	EPA 3005A	723035	EPA 6020B	723160

This report shall not be reproduced, except in full,
without the written consent of Pace Analytical Services, LLC.

Pace Analytical Services, LLC
110 Technology Parkway
Peachtree Corners, GA 30092
(770)734-4200

QUALITY CONTROL DATA CROSS REFERENCE TABLE

Project: Plant Yates Pooled Upgradient-Revised Report
Pace Project No.: 92623226

Lab ID	Sample ID	QC Batch Method	QC Batch	Analytical Method	Analytical Batch
92623226010	YGWA-30I	EPA 3005A	723035	EPA 6020B	723160
92623226011	YGWA-14S	EPA 3005A	723035	EPA 6020B	723160
92623226012	YGWA-1I	EPA 3005A	723035	EPA 6020B	723160
92623226013	YGWA-47	EPA 3005A	723035	EPA 6020B	723160
92623226014	YGWA-4I	EPA 3005A	723035	EPA 6020B	723160
92623226015	YGWA-20S	EPA 3005A	723035	EPA 6020B	723160
92623226016	YGWA-3I	EPA 3005A	723035	EPA 6020B	723160
92623226017	YGWA-3D	EPA 3005A	723035	EPA 6020B	723160
92623226018	YGWA-39	EPA 3005A	723035	EPA 6020B	723160
92623226019	YGWA-40	EPA 3005A	723035	EPA 6020B	723160
92623226001	YGWA-17S	EPA 7470A	723525	EPA 7470A	723743
92623226002	YGWA-18S	EPA 7470A	723525	EPA 7470A	723743
92623226003	YGWA-18I	EPA 7470A	723525	EPA 7470A	723743
92623226004	GWA-2	EPA 7470A	723525	EPA 7470A	723743
92623226005	YGWA-5I	EPA 7470A	723525	EPA 7470A	723743
92623226006	YGWA-5D	EPA 7470A	723525	EPA 7470A	723743
92623226007	YGWA-21I	EPA 7470A	723525	EPA 7470A	723743
92623226008	YGWA-1D	EPA 7470A	723525	EPA 7470A	723743
92623226009	YGWA-2I	EPA 7470A	723525	EPA 7470A	723743
92623226010	YGWA-30I	EPA 7470A	723525	EPA 7470A	723743
92623226011	YGWA-14S	EPA 7470A	723525	EPA 7470A	723743
92623226012	YGWA-1I	EPA 7470A	723525	EPA 7470A	723743
92623226013	YGWA-47	EPA 7470A	723525	EPA 7470A	723743
92623226014	YGWA-4I	EPA 7470A	723525	EPA 7470A	723743
92623226015	YGWA-20S	EPA 7470A	723525	EPA 7470A	723743
92623226016	YGWA-3I	EPA 7470A	723525	EPA 7470A	723743
92623226017	YGWA-3D	EPA 7470A	723525	EPA 7470A	723743
92623226018	YGWA-39	EPA 7470A	723525	EPA 7470A	723743
92623226019	YGWA-40	EPA 7470A	723525	EPA 7470A	723743
92623226001	YGWA-17S	SM 2540C-2015	721194		
92623226002	YGWA-18S	SM 2540C-2015	721194		
92623226003	YGWA-18I	SM 2540C-2015	721194		
92623226004	GWA-2	SM 2540C-2015	721194		
92623226005	YGWA-5I	SM 2540C-2015	721194		
92623226006	YGWA-5D	SM 2540C-2015	721563		
92623226007	YGWA-21I	SM 2540C-2015	721194		
92623226008	YGWA-1D	SM 2540C-2015	721194		
92623226009	YGWA-2I	SM 2540C-2015	721194		
92623226010	YGWA-30I	SM 2540C-2015	721455		
92623226011	YGWA-14S	SM 2540C-2015	721455		
92623226012	YGWA-1I	SM 2540C-2015	721455		
92623226013	YGWA-47	SM 2540C-2015	721455		
92623226014	YGWA-4I	SM 2540C-2015	721455		
92623226015	YGWA-20S	SM 2540C-2015	721455		
92623226016	YGWA-3I	SM 2540C-2015	721455		
92623226017	YGWA-3D	SM 2540C-2015	721455		

REPORT OF LABORATORY ANALYSIS

This report shall not be reproduced, except in full,
without the written consent of Pace Analytical Services, LLC.

Pace Analytical Services, LLC
110 Technology Parkway
Peachtree Corners, GA 30092
(770)734-4200

QUALITY CONTROL DATA CROSS REFERENCE TABLE

Project: Plant Yates Pooled Upgradient-Revised Report
Pace Project No.: 92623226

Lab ID	Sample ID	QC Batch Method	QC Batch	Analytical Method	Analytical Batch
92623226018	**YGWA-39**	SM 2540C-2015	721455		
92623226019	**YGWA-40**	SM 2540C-2015	721455		
92623226001	**YGWA-17S**	EPA 300.0 Rev 2.1 1993	721661		
92623226002	**YGWA-18S**	EPA 300.0 Rev 2.1 1993	721661		
92623226003	**YGWA-18I**	EPA 300.0 Rev 2.1 1993	721661		
92623226004	**GWA-2**	EPA 300.0 Rev 2.1 1993	721661		
92623226005	**YGWA-5I**	EPA 300.0 Rev 2.1 1993	721661		
92623226006	**YGWA-5D**	EPA 300.0 Rev 2.1 1993	721661		
92623226007	**YGWA-21I**	EPA 300.0 Rev 2.1 1993	721661		
92623226008	**YGWA-1D**	EPA 300.0 Rev 2.1 1993	721661		
92623226009	**YGWA-2I**	EPA 300.0 Rev 2.1 1993	721661		
92623226010	**YGWA-30I**	EPA 300.0 Rev 2.1 1993	722003		
92623226011	**YGWA-14S**	EPA 300.0 Rev 2.1 1993	722003		
92623226012	**YGWA-1I**	EPA 300.0 Rev 2.1 1993	722003		
92623226013	**YGWA-47**	EPA 300.0 Rev 2.1 1993	722003		
92623226014	**YGWA-4I**	EPA 300.0 Rev 2.1 1993	722003		
92623226015	**YGWA-20S**	EPA 300.0 Rev 2.1 1993	722003		
92623226016	**YGWA-3I**	EPA 300.0 Rev 2.1 1993	722003		
92623226017	**YGWA-3D**	EPA 300.0 Rev 2.1 1993	722003		
92623226018	**YGWA-39**	EPA 300.0 Rev 2.1 1993	722003		
92623226019	**YGWA-40**	EPA 300.0 Rev 2.1 1993	722003		

This report shall not be reproduced, except in full,
without the written consent of Pace Analytical Services, LLC.

Pace

DC#_Title: ENV-FRM-HUN1-0083 v01_Sample Condition Upon Receipt

Effective Date: 05/12/2022

Laboratory receiving samples:

Asheville ☐ Eden ☐ Greenwood ☐ Huntersville ☐ Raleigh ☐ Mechanicsville ☐ Atlanta ☑ Kernersville ☐

Sample Condition Upon Receipt

Client Name: Ga Power

Project #:

WO# : 92623226

92623226

Courier: ☐ Fed Ex ☐ UPS ☐ USPS ☐ Client ☐ Commercial ☑ Pace ☐ Other:

Custody Seal Present? ☐ Yes ☑ No Seals Intact? ☐ Yes ☐ No

Date/Initials Person Examining Contents: 8/31/22 JM

Packing Material: ☐ Bubble Wrap ☐ Bubble Bags ☑ None ☑ Other

Biological Tissue Frozen? ☐ Yes ☐ No ☑ N/A

Thermometer: ☐ IR Gun ID: 214

Type of Ice: ☑ Wet ☐ Blue ☐ None

Cooler Temp: 1.9 Correction Factor: Add/Subtract (°C) 0.0

Temp should be above freezing to 6°C

☐ Samples out of temp criteria. Samples on ice, cooling process has begun

Cooler Temp Corrected (°C): 1.9

USDA Regulated Soil (☐ N/A, water sample)

Did samples originate in a quarantine zone within the United States: CA, NY, or SC (check maps)? ☐ Yes ☐ No

Did samples originate from a foreign source (internationally, including Hawaii and Puerto Rico)? ☐ Yes ☐ No

				Comments/Discrepancy:
Chain of Custody Present?	☑ Yes	☐ No	☐ N/A	1.
Samples Arrived within Hold Time?	☑ Yes	☐ No	☐ N/A	2.
Short Hold Time Analysis (<72 hr.)?	☐ Yes	☑ No	☐ N/A	3.
Rush Turn Around Time Requested?	☐ Yes	☑ No	☐ N/A	4.
Sufficient Volume?	☑ Yes	☐ No	☐ N/A	5.
Correct Containers Used?	☑ Yes	☐ No	☐ N/A	6.
-Pace Containers Used?	☑ Yes	☐ No	☐ N/A	
Containers Intact?	☑ Yes	☐ No	☐ N/A	7.
Dissolved analysis: Samples Field Filtered?	☐ Yes	☐ No	☑ N/A	8.
Sample Labels Match COC?	☑ Yes	☐ No	☐ N/A	9.
-Includes Date/Time/ID/Analysis Matrix: WG				
Headspace in VOA Vials (>5-6mm)?	☐ Yes	☐ No	☑ N/A	10.
Trip Blank Present?	☐ Yes	☐ No	☑ N/A	11.
Trip Blank Custody Seals Present?	☐ Yes	☐ No	☐ N/A	

COMMENTS/SAMPLE DISCREPANCY

Field Data Required? ☐ Yes ☐ No

Lot ID of split containers:

pH Strip Lot# 1004611

CLIENT NOTIFICATION/RESOLUTION

Person contacted: Date/Time

Project Manager SCURF Review: Date:

Project Manager SRF Review: Date:

Qualtrax ID: 69614

WO# : 92623226

PM: NMG Due Date: 09/15/22

CLIENT: GA-GA Power

*Check mark top half of box if pH and/or dechlorination is verified and within the acceptance range for preservation samples.

Exceptions: VOA, Coliform, TOC, Oil and Grease, DRO/8015 (water) DOC, LLHg

**Bottom half of box is to list number of bottles

***Check all unpreserved Nitrates for chlorine

Item#	BP4U-125 mL Plastic Unpreserved (N/A) (Cl-)	BP3U-250 mL Plastic Unpreserved (N/A)	BP2U-500 mL Plastic Unpreserved (N/A)	BP1U-1 liter Plastic Unpreserved (N/A)	BP4S-125 mL Plastic H2SO4 (pH < 2) (Cl-)	BP3N-250 mL plastic HNO3 (pH < 2)	BP4Z-125 mL Plastic ZN Acetate & NaOH (>9)	BP4B-125 mL Plastic NaOH (pH > 12) (Cl-)	WGFU-Wide-mouthed Glass jar Unpreserved	AG1U-1 liter Amber Unpreserved (N/A) (Cl-)	AG1H-1 liter Amber HCl (pH < 2)	AG3U-250 mL Amber Unpreserved (N/A) (Cl-)	AG1S-1 liter Amber H2SO4 (pH < 2)	AG3S-250 mL Amber H2SO4 (pH < 2)	DG9H-250 mL Amber NH4Cl (N/A)(Cl-)	DG9H-40 mL VOA HC (N/A)	VG9T-40 mL VOA Na2S2O3 (N/A)	VG9U-40 mL VOA Unpreserved (N/A)	DG9V-40 mL VOA H3PO4 (N/A)	DG9S-40 mL VOA H2SO4 (N/A)	V/GK (3 vials per kit)-VPH/Gas kit (N/A)	SP5T-125 mL Sterile Plastic (N/A – lab)	SP2T-250 mL Sterile Plastic (N/A – lab)	BP3N	BP3R-250 mL Plastic (NH4)2SO4 (9.3-9.7)	AG0U-100 mL Amber Unpreserved (N/A) (Cl-)	VSGU-20 mL Scintillation vials (N/A)	DG9U-40 mL Amber Unpreserved vials (N/A)
1		1	1			1																			2				
2		1	1			1																			2				
3		1	1			1																			2				
4		1	1			1																			2				
5		1	1			1																			2				
6		1	1			1																			2				
7		1	1			1																			2				
8		1	1			1																			2				
9		1	1			1																			2				
10																													
11																													
12																													

pH Adjustment Log for Preserved Samples

Sample ID	Type of Preservative	pH upon receipt	Date preservation adjusted	Time preservation adjusted	Amount of Preservative added	Lot #

Note: Whenever there is a discrepancy affecting North Carolina compliance samples, a copy of this form will be sent to the North Carolina DENR Certification Office (i.e. Out of hold, incorrect preservative, out of temp, incorrect containers).

Pace	DC#_Title: ENV-FRM-HUN1-0083 v01_Sample Condition Upon Receipt
	Effective Date: 05/12/2022

Laboratory receiving samples:

Asheville ☐ Eden ☐ Greenwood ☐ Huntersville ☐ Raleigh ☐ Mech[illegible] ☐ [illegible] ☐ Kernersville ☐

Sample Condition Upon Receipt

Client Name: GA Power

Project #:

WO# : 92623226

PM: NMG Due Date: 09/15/22

CLIENT: GA-GA Power

Courier: ☐ Fed Ex ☐ UPS ☐ USPS ☐ Client ☐ Commercial ☑ Pace ☐ Other ____

Custody Seal Present? ☐ Yes ☑ No Seals Intact? ☐ Yes ☐ No

Date/Initials Person Examining Contents: 9/1/22 [illegible]

Packing Material: ☐ Bubble Wrap ☐ Bubble Bags ☑ None ☐ Other

Biological Tissue Frozen? ☐ Yes ☐ No ☑ N/A

Thermometer: ☐ IR Gun ID: 230

Type of Ice: ☑ Wet ☐ Blue ☐ None

Cooler Temp: 2.5 Correction Factor: Add/Subtract (°C) 0.0

Temp should be above freezing to 6°C

☐ Samples out of temp criteria. Samples on ice, cooling process has begun

Cooler Temp Corrected (°C): 2.5

USDA Regulated Soil (☐ N/A, water sample)

Did samples originate in a quarantine zone within the United States: CA, NY, or SC (check maps)? ☐ Yes ☐ No

Did samples originate from a foreign source (internationally, including Hawaii and Puerto Rico)? ☐ Yes ☐ No

				Comments/Discrepancy:
Chain of Custody Present?	☑ Yes	☐ No	☐ N/A	1.
Samples Arrived within Hold Time?	☑ Yes	☐ No	☐ N/A	2.
Short Hold Time Analysis (<72 hr.)?	☐ Yes	☑ No	☐ N/A	3.
Rush Turn Around Time Requested?	☐ Yes	☑ No	☐ N/A	4.
Sufficient Volume?	☑ Yes	☐ No	☐ N/A	5.
Correct Containers Used?	☑ Yes	☐ No	☐ N/A	6.
-Pace Containers Used?	☑ Yes	☐ No	☐ N/A	
Containers Intact?	☑ Yes	☐ No	☐ N/A	7.
Dissolved analysis. Samples Field Filtered?	☐ Yes	☐ No	☑ N/A	8.
Sample Labels Match COC? -Includes Date/Time/ID/Analysis Matrix: W	☑ Yes	☐ No	☐ N/A	9.
Headspace in VOA Vials (>5-6mm)?	☐ Yes	☐ No	☑ N/A	10.
Trip Blank Present?	☐ Yes	☐ No	☑ N/A	11.
Trip Blank Custody Seals Present?	☐ Yes	☐ No	☑ N/A	

COMMENTS/SAMPLE DISCREPANCY

Field Data Required? ☐ Yes ☐ No

Lot ID of split containers:

CLIENT NOTIFICATION/RESOLUTION

pH Strip Lot# 10D4611

Person contacted: ____ Date/Time: ____

Project Manager SCURF Review: ____ Date: ____

Project Manager SRF Review: ____ Date: ____

~~*Check mark top half of box if pH and/or dechlorination is verified and~~ within the acceptance range for preservation samples.

Exceptions: VOA, Coliform, TOC, Oil and Grease, DRO/8015 (water) DOC, LLHg

**Bottom half of box is to list number of bottles

***Check all unpreserved Nitrates for chlorine

Project #

WO#: 92623226

PM: NMG Due Date: 09/15/22

CLIENT: GA-GA Power

Item#	BP4U-125 mL Plastic Unpreserved (N/A) (Cl-)	BP3U-250 mL Plastic Unpreserved (N/A)	BP2U-500 mL Plastic Unpreserved (N/A)	BP1U-1 liter Plastic Unpreserved (N/A)	BP4S-125 mL Plastic H2SO4 (pH < 2) (Cl-)	BP3N-250 mL plastic HNO3 (pH < 2)	BP4Z-125 mL Plastic ZN Acetate & NaOH (>9)	BP4B-125 mL Plastic NaOH (pH > 12) (Cl-)	WGFU-Wide-mouthed Glass jar Unpreserved	AG1U-1 liter Amber Unpreserved (N/A) (Cl-)	AG1H-1 liter Amber HCl (pH < 2)	AG3U-250 mL Amber Unpreserved (N/A) (Cl-)	AG1S-1 liter Amber H2SO4 (pH < 2)	AG3S-250 mL Amber H2SO4 (pH < 2)	DG9A-250 mL Amber NH4Cl (N/A)(Cl-)	DG9H-40 mL VOA HCl (N/A)	VG9T-40 mL VOA Na2S2O3 (N/A)	VG9U-40 mL VOA Unpreserved (N/A)	DG9V-40 mL VOA H3PO4 (N/A)	DG9S-40 mL VOA H2SO4 (N/A)	V/GK (3 vials per kit)-VPH/Gas kit (N/A	SP5T-125 mL Sterile Plastic (N/A – lab)	SP2T-250 mL Sterile Plastic (N/A – lab)	BP3R-250 mL Plastic (NH2)2SO4 (9.3-9.7)	AG0U-100 mL Amber Unpreserved (N/A) (Cl-)	VSGU-20 mL Scintillation vials (N/A)	DG9U-40 mL Amber Unpreserved vials (N/A)
1		1	1			1																		2			
2		1	1			1																		2			
3		1	1			1																		2			
4		1	1			1																		2			
5		1	1			1																		2			
6		1	1			1																		2			
7		1	1			1																		2			
8		1	1			1																		2			
9		1	1			1																		2			
10		1	1			1																		2			
11																											
12																											

pH Adjustment Log for Preserved Samples

Sample ID	Type of Preservative	pH upon receipt	Date preservation adjusted	Time preservation adjusted	Amount of Preservative added	Lot #

Note: Whenever there is a discrepancy affecting North Carolina compliance samples, a copy of this form will be sent to the North Carolina DENR Certification Office (i.e. Out of hold, incorrect preservative, out of temp, incorrect containers.

CHAIN-OF-CUSTODY / Analytical Request Document

The Chain-of-Custody is a LEGAL DOCUMENT. All relevant fields must be completed accurately.

Page: 1 of 1

Section A — Required Client Information:

Company: GA Power
Address: Atlanta, GA
Email To: gaurban@trcsolutions.com
Phone: 470.620.5176 Fax:
Requested Due Date:

Section B — Required Project Information:

Report To: SCS Contacts
Copy To: Arcadis Contacts
Purchase Order #:
Project Name: Plant Yates Pooled Upgradient
Project Number:

Section C — Invoice Information:

Attention: Southern Co.
Company Name:
Address:
Pace Quote:
Pace Project Manager: Nicole D'Otto
Pace Profile #: 10640

ITEM #	SAMPLE ID (One Character per box. (A-Z, 0-9 / , -) Sample IDs must be unique)	MATRIX CODE (see valid codes to left)	SAMPLE TYPE (G=GRAB C=COMP)	COLLECTED START DATE	COLLECTED START TIME	COLLECTED END DATE	COLLECTED END TIME	SAMPLE TEMP AT COLLECTION	# OF CONTAINERS	Preservatives: Unpreserved	H2SO4	HNO3	HCl	NaOH	Na2S2O3	Methanol	Other	App III/IV Metals	CL, F, SO4	TDS (2540C)	RAD 903.1/9320	App I / III (gamma only)								Residual Chlorine (Y/N)	3277
	YGWA-4I	WG	G						5	2		3						X	X	X	X	X									5.39
	YGWA-5I	WG	G						5	2		3						X	X	X	X										
	YGWA-5D	WG	G						5	2		3						X	X	X	X										
	YGWA-17S	WG	G						5	2		3						X	X	X											
	YGWA-18S	WG	G						5	2		3						X	X	X	X										
	YGWA-18I	WG	G						5	2		3						X	X	X	X										
	YGWA-20S	WG	G						5	2		3						X	X	X	X										
	YGWA-21I	WG	G						5	2		3						X	X	X	X										
	YGWA-30I	WG	G						5	2		3						X	X	X	X										
12	YGWA-14S	WG	G						5	2		3						X	X	X	X										
	YGWA-2	WG	G	8/30	1005	–	–		5	2		3						X	X	X	X										

Analyst: Sodium 300.0 (Cl, F, Sulfate)
App III Metals: Boron 6020B, Ca 6010D
App III 6020B: Zn, Ag, Ni, V
App IV: Metals 6020B: Antimony (Sb), Arsenic (As), Barium (Ba), Beryllium (Be), Cadmium (Cd), Chromium (Cr), Cobalt (Co), Lead (Pb), Lithium (Li), Molybdenum (Mo), Selenium (Se)
7040A: Mercury (Hg)

RELINQUISHED BY / AFFILIATION	DATE	TIME	ACCEPTED BY / AFFILIATION	DATE	TIME	
	8/31/22	900				
AUS	8/31/22	1003	Ryan Williams / Pace	8/31/22	1003	
Ryan Williams / Pace	8/4/22	1153		8/31/22	1153	

PRINT Name of SAMPLER: Jack Sanders
SIGNATURE of SAMPLER: [signature] DATE Signed: 8/31/22

TEMP in C | Received on Ice (Y/N) | Custody Sealed Cooler (Y/N) | Samples Intact (Y/N)

CHAIN-OF-CUSTODY / Analytical Request Document

The Chain-of-Custody is a LEGAL DOCUMENT. All relevant fields must be completed accurately.

Page: 1 of 1

Section A — Required Client Information:

Company:	GA Power
Address:	Atlanta, GA
Email To:	jsuccipa@southernco.com
Phone:	470.520.8176 Fax
Requested Due Date:	

Section B — Required Project Information:

Report To:	SCS Contacts
Copy To:	Arcadis Contacts
Purchase Order #:	
Project Name:	Plant Yates Pooled Upgradient
Project Number:	

Section C — Invoice Information:

Attention:	Southern Co.
Company Name:	
Address:	
Pace Quote:	
Pace Project Manager:	Nicole D'Oleo
Pace Profile #:	10840

ITEM #	SAMPLE ID (One Character per box. (A-Z, 0-9 / , -) Sample Ids must be unique)	MATRIX CODE (see valid codes to left)	SAMPLE TYPE (G=GRAB C=COMP)	COLLECTED START DATE	COLLECTED START TIME	COLLECTED END DATE	COLLECTED END TIME	SAMPLE TEMP AT COLLECTION	# OF CONTAINERS	Unpreserved	H2SO4	HNO3	HCl	NaOH	Na2S2O3	Methanol	Other	App IV/V Metals	Cl, F, SO4	TDS (2540C)	RAD 9315/9320	App I / II (gypsum only)	Residual Chlorine (Y/N)	Comments
	YGWA-47	WG	G			-	-		5	2		3						X	X	X	X			3226
	GWA-2	WG	G			-	-		5	2		3						X	X	X	X	X		pH:
	YGWA-4I	WG	G			-	-		5	2		3						X	X	X	X			pH:
	YGWA-6I	WG	G			-	-		5	2		3						X	X	X	X			pH:
6	YGWA-5D	WG	G			-	-		5	2		3						X	X	X				pH:
6	YGWA-17S	WG	G	8/30	1540	-	-		5	2		3						X	X	X	X			pH: 4.68
	YGWA-18S	WG	G	8/30	[illegible]	-	-		5	2		3						X	X	X	X			pH: 5.18
	YGWA-18I	WG	G	8/30	1335	-	-		5	2		3						X	X	X	X			pH: 5.82
	YGWA-20S	WG	G			-	-		5	2		3						X	X	X	X			pH:
	YGWA-21I	WG	G			-	-		5	2		3						X	X	X	X			pH:
	YGWA-30I	WG	G			-	-		5	2		3						X	X	X	X			pH:
	YGWA-14S	WG	G			-	-		5	2		3						X	X	X	X			pH:

sampl time 1010 1 2 3

		DATE		ACCEPTED BY / AFFILIATION		
Anions Suite 300.0 (Cl, F, Sulfate)	[signature]	8/31/22	0750	[signature]	8/31/22	[illegible]
App III Metals: Boron 6020B, Ca 6010D; App III 6020B: Zn, Ag, Ni, V	[signature]	8/31/22	1003	Ryan Williams / Pace	8/31/22	1003
App IV, Metals 6020B: Antimony (Sb), Arsenic (As), Barium (Ba), Beryllium (Be), Cadmium (Cd), Chromium (Cr), Cobalt (Co), Lead (Pb), Lithium (Li), Molybdenum (Mo), Selenium (Se) 7040A: Mercury (Hg)	Ryan Williams / Pace	8/31/22	1153	[signature]	8/31/22	1153

PRINT Name of SAMPLER: Jessica Ware

SIGNATURE of SAMPLER: [signature] DATE Signed: 8/31/22

TEMP in C | Received on Ice (Y/N) | Custody Sealed Cooler (Y/N) | Samples Intact (Y/N)

CHAIN-OF-CUSTODY / Analytical Request Document

The Chain-of-Custody is a LEGAL DOCUMENT. All relevant fields must be completed accurately.

Page: 1 of 1

Section A — Required Client Information:

Company:	GA Power
Address:	Atlanta, GA
Email To:	lmcolem@southernco.com
Phone:	470.620.6176 Fax:
Requested Due Date:	

Section B — Required Project Information:

Report To:	SCS Contacts
Copy To:	Arcadis Contacts
Purchase Order #:	
Project Name:	Plant Yates Pooled Upgradient
Project Number:	

Section C — Invoice Information:

Attention:	Southern Co.
Company Name:	
Address:	
Pace Quote:	
Pace Project Manager:	Nicole D'Olso
Pace Profile #:	10840

ITEM #	SAMPLE ID (One Character per box. (A-Z, 0-9 / ,-) Sample IDs must be unique)	MATRIX CODE (see valid codes to left)	SAMPLE TYPE (G=GRAB C=COMP)	COLLECTED START DATE	COLLECTED START TIME	COLLECTED END DATE	COLLECTED END TIME	SAMPLE TEMP AT COLLECTION	# OF CONTAINERS	Preservatives: Unpreserved	H2SO4	HNO3	HCl	NaOH	Na2S2O3	Methanol	Other	App IV/V Metals	CL F, SO4	TDS (2540C)	PAD 03/08/20	App I / II (gypsum only)	Residual Chlorine (Y/N)	
1	YGWA-4I	WG	G			-	-		5	2		3						X	X	X	X	X			
2	GWA-2	WG	G			-	-		5	2		3						X	X	X	X				
3	YGWA-4I	WG	G			-	-		5	2		3						X	X	X	X	X			
4	YGWA-6I	WG	G	8/26/21	1052	-	-		5	2		3						X	X	X	X				
5	YGWA-6D	WG	G	8/30/21	1205	-	-		5	2		3						X	X	X	X				
6	YGWA-17S	WG	G			-	-		5	2		3						X	X	X	X				
7	YGWA-18S	WG	G			-	-		5	2		3						X	X	X	X				
8	YGWA-18I	WG	G			-	-		5	2		3						X	X	X	X				
9	YGWA-20S	WG	G			-	-		5	2		3						X	X	X	X				
10	YGWA-21I	WG	G	8/31/21	1432	-	-		5	2		3						X	X	X	X				
11	YGWA-30I	WG	G			-	-		5	2		3						X	X	X	X				
12	YGWA-14S	WG	G			-	-		5	2		3						X	X	X	X				

Anions SM4500 (Cl, F, SO4)	Mark Crest	8/31/21	1003	Lyon Williams/Pace	9/1/21	1003		
App III Metals: Boron 6020B, Ca 6010D; App III metals: Ch, As, Pb, V	Lyon Williams/Pace	9/1/21	1153		9/1/21	1153		
App IV: Metals 6020B: Antimony (Sb), Arsenic (As), Barium (Ba), Beryllium (Be), Cadmium (Cd), Chromium (Cr), Cobalt (Co), Lead (Pb), Lithium (Li), Molybdenum (Mo), Selenium (Se) 7040A: Mercury (Hg)								

PRINT Name of SAMPLER: Mark Crest

SIGNATURE of SAMPLER: Mark Crest DATE Signed: 9/31/21

TEMP in C | Received on Ice (Y/N) | Custody Sealed Cooler (Y/N) | Samples Intact (Y/N)

CHAIN-OF-CUSTODY / Analytical Request Document

The Chain-of-Custody is a LEGAL DOCUMENT. All relevant fields must be completed accurately.

Page: 1 of 1

Section A
Required Client Information:

Company:	GA Power
Address:	Atlanta, GA
Email To:	laucoken@southernco.com
Phone:	470.620.6176 Fax:
Requested Due Date:	

Section B
Required Project Information:

Report To:	SCS Contacts
Copy To:	Arcadis Contacts
Purchase Order #:	
Project Name:	Plant Yates Pooled Upgradient
Project Number:	

Section C
Invoice Information:

Attention:	Southern Co.
Company Name:	
Address:	
Pace Quote:	
Pace Project Manager:	Nicole D'Oleo
Pace Profile #:	10840

Sample

ITEM #	SAMPLE ID (One Character per box. (A-Z, 0-9 / , -) Sample Ids must be unique)	MATRIX CODE (see valid codes to left)	SAMPLE TYPE (G=GRAB C=COMP)	COLLECTED START DATE	COLLECTED START TIME	COLLECTED END DATE	COLLECTED END TIME	SAMPLE TEMP AT COLLECTION	# OF CONTAINERS	Preservatives: Unpreserved	H2SO4	HNO3	HCl	NaOH	Na2S2O3	Methanol	Other	Y/N	App III / IV Metals	Cl, F, SO4	TDS (25400)	RAD 9315/9320	App I / II (gypsum only)	Residual Chlorine (Y/N)	
	YGWA-3S	WG	G			-	-		5	2		3							X	X	X	X			
	YGWA-4D	WG	G			-	-		5	2		3							X	X	X	X			pH:
3	YGWA-1I	WG	G			-	-		5	2		3							X	X	X	X			pH:
4	YGWA-1D	WG	G	8/30	1350	-	-		5	2		3							X	X	X	X			pH:
	YGWA-2I	WG	G	8-30	1000	-	-		5	2		3							X	X	X	X			pH: 7.2
6	YGWA-3I	WG	G			-	-		5	2		3							X	X	X	X			pH: 7.04
7	YGWA-3D	WG	G			-	-		5	2		3							X	X	X	X			pH:
						-	-																		pH:
						-	-																		pH:
						-	-																		pH:
						-	-																		pH:
						-	-																		

			TIME			TIME
Antions Bells 300.0 (Cl, F, Sulfate)	Rhett Carson Arcadis	8/31/22	800	[signature] Arcadis	8/2/22	800
App III Metals: Boron 6020B, Ca 6010D; App III 6020B: Zn, Ag, Ni, V	[signature] Arcadis	8/31/22	1003	Ryan Williams / Pace	8/31/22	1003
App IV: Metals 6020B: Antimony (Sb), Arsenic (As), Barium (Ba), Beryllium (Be), Cadmium (Cd), Chromium (Cr), Cobalt (Co), Lead (Pb), Lithium (Li), Molybdenum (Mo), Selenium (Se) 7040A: Mercury (Hg)	Ryan Williams / Pace	8/31/22	1183	[signature]	8/31/22	1183

PRINT Name of SAMPLER: Rhett Carson

SIGNATURE of SAMPLER: [signature] DATE Signed: 8/31

TEMP in C | Received on Ice (Y/N) | Custody Sealed Cooler (Y/N) | Samples Intact (Y/N)

1/3 3207
3726

CHAIN-OF-CUSTODY / Analytical Request Document

The Chain-of-Custody is a LEGAL DOCUMENT. All relevant fields must be completed accurately.

Page: 4 of 2

Section A — Required Client Information:

Company:	GA Power
Address:	Atlanta, GA
Email To:	laucokwi@southernco.com
Phone:	470.820.6176
Requested Due Date:	

Section B — Required Project Information:

Report To:	SCS Contacts
Copy To:	Arcadis Contacts
Purchase Order #:	
Project Name:	Plant Yates Pooled Upgradient
Project Number:	

Section C — Invoice Information:

Attention:	Southern Co.
Company Name:	
Address:	
Pace Quote:	
Pace Project Manager:	Nicole D'Oleo
Pace Profile #:	10840

ITEM #	SAMPLE ID (One Character per Item. (A-Z, 0-9 / , -) Sample Ids must be unique)	MATRIX CODE (Drop Water, Water, Waste Water, Product, Soil/Solid, Oil, Wipe, Air, Other, Tissue)	SAMPLE TYPE (G=GRAB C=COMP)	COLLECTED START DATE	COLLECTED START TIME	COLLECTED END DATE	COLLECTED END TIME	SAMPLE TEMP AT COLLECTION	# OF CONTAINERS	Preservatives: Unpreserved	H2SO4	HNO3	HCl	NaOH	Na2S2O3	Methanol	Other	App III / IV Metals	Cl, F, SO4	TDS (1340C)	RAD 9315/9320	App I / II (gypsum only)	Residual Chlorine (Y/N)	
1	YGWA-39	WG	G			–	–		5	2		3						X	X	X	X			pH
2	YGWA-40	WG	G			–	–		5	2		3						X	X	X	X			pH
3	YGWA-1I	WG	G			–	–		5	2		3						X	X	X	X			pH
4	YGWA-1D	WG	G			–	–		5	2		3						X	X	X	X			pH
5	YGWA-2I	WG	G			–	–		5	2		3						X	X	X	X			pH
6	YGWA-3I	WG	G	8/31	1054	–	–		5	2		3						X	X	X	X			pH 7.49
7	YGWA-3D	WG	G	8/31	0930	–	–		5	2		3						X	X	X	X			pH 7.65
8						–	–																	pH
9						–	–																	pH
10						–	–																	pH
11						–	–																	pH
12						–	–																	

Anions Sulfo 300.0 (Cl, F, Sulfate)	[signature] Arcadis	9/1/22	0200	[signature] / AS	9/1/22	0200	
App III Metals: Boron 6020B, Ca 6010D; App III 6020B: Zn, Ag, Ni, V	[signature] / Pace	9/1/22		Kyan Williams / Pace	9/1/22	0905	
App IV: Metals 6020B: Antimony (Sb), Arsenic (As), Barium (Ba), Beryllium (Be), Cadmium (Cd), Chromium (Cr), Cobalt (Co), Lead (Pb), Lithium (Li), Molybdenum (Mo), Selenium (Se); 7040A: Mercury (Hg)	Kyan Williams / Pace	9/1/22	1055	[signature] / Mage	9/1/22	1055	

PRINT Name of SAMPLER: Jessica Ware

SIGNATURE of SAMPLER: [signature]

DATE Signed: 9/1/22

TEMP in °C | Received on Ice (Y/N) | Cooler | Sealed Cooler (Y/N) | Samples Intact (Y/N)

CHAIN-OF-CUSTODY / Analytical Request Document

The Chain-of-Custody is a LEGAL DOCUMENT. All relevant fields must be completed accurately.

Page: 1 of 1

Section A — Required Client Information:

Company:	GA Power
Address:	Atlanta, GA
Email To:	tmccleary@southernco.com
Phone:	470.620.6176 Fax:
Requested Due Date:	

Section B — Required Project Information:

Report To:	SCS Contacts
Copy To:	Arcadis Contacts
Purchase Order #:	
Project Name:	Plant Yates Pooled Upgradient
Project Number:	

Section C — Invoice Information:

Attention:	Southern Co.
Company Name:	
Address:	
Pace Quote:	
Pace Project Manager:	Nicole D'Oleo
Pace Profile #:	10840

Georgia

ITEM #	SAMPLE ID (One Character per box. (A-Z, 0-9 / , -) Sample IDs must be unique)	MATRIX CODE (see valid codes to left)	SAMPLE TYPE (G=GRAB C=COMP)	COLLECTED START DATE	COLLECTED START TIME	COLLECTED END DATE	COLLECTED END TIME	SAMPLE TEMP AT COLLECTION	# OF CONTAINERS	Preservatives: Unpreserved	H2SO4	HNO3	HCl	NaOH	Na2S2O3	Methanol	Other	Analysis Test: App III / IV Metals	CL F, SO4	TDS (2540C)	TAD 6150/3550	App I / III (cesium only)	Residual Chlorine (Y/N)	
1	YGWA-3S	WG	G	8/31/22	1350	-	-		5	2		3						X	X	X	X			pH: 5.30
2	YGWA-4D	WG	G	8/31/22	1640	-	-		6	2		3						X	X	X	X			pH: 4.53
3	YGWA-1I	WG	G			-	-		5	2		3						X	X	X	X			pH:
4	YGWA-1D	WG	G			-	-		5	2		3						X	X	X	X			pH:
5	YGWA-2I	WG	G			-	-		5	2		3						X	X	X	X			pH:
6	YGWA-3I	WG	G			-	-		5	2		3						X	X	X	X			pH:
7	YGWA-3D	WG	G			-	-		5	2		3						X	X	X	X			pH:
8						-	-																	pH:
9						-	-																	pH:
10						-	-																	pH:
11						-	-																	pH:
12						-	-																	pH:

Arsenic Suite 300.0 (Cl, F, Sulfate)

App III Metals: Boron 6010B, Ca 6010C; App III 6020B: Zn, Ag, Al, V

App IV: Metals 6020B: Antimony (Sb), Arsenic (As), Barium (Ba), Beryllium (Be), Cadmium (Cd), Chromium (Cr), Cobalt (Co), Lead (Pb), Lithium (Li), Molybdenum (Mo), Selenium (Se); 7470A: Mercury (Hg)

	Mark Chesnut	Mark Chesnut	9/1/22		Ryan Williams / Pace	9/1/22	0905
	Ryan Williams / Pace	Ryan Williams / Pace	9/1/22	1055		9/1/22	1055

PRINT Name of SAMPLER: Mark Chesnut

SIGNATURE of SAMPLER: DATE Signed: 9/1/22

TEMP in C | Received on Ice (Y/N) | Custody Sealed Cooler (Y/N) | Samples Intact (Y/N)

CHAIN-OF-CUSTODY / Analytical Request Document

The Chain-of-Custody is a LEGAL DOCUMENT. All relevant fields must be completed accurately.

Page: 1 of 2

Section A — Required Client Information:

Company:	GA Power
Address:	Atlanta, GA
Email To:	lgucoke@southernco.com
Phone:	470.620.6176 Fax:
Requested Due Date:	

Section B — Required Project Information:

Report To:	SCS Contacts
Copy To:	Arcadis Contacts
Purchase Order #:	
Project Name:	Plant Vates Pooled Upgradient
Project Number:	

Section C — Invoice Information:

Attention:	Southern Co.
Company Name:	
Address:	
Pace Quote:	
Pace Project Manager:	Nicole D'Cleo
Pace Profile #:	10840

ITEM #	SAMPLE ID (One Character per box. (A-Z, 0-9 / , -) Sample Id's must be unique)	Matrix Code (see valid codes to left)	Sample Type (G=GRAB C=COMP)	Collected Start Date	Collected Start Time	Collected End Date	Collected End Time	Sample Temp at Collection	# of Containers	Preservatives: Unpreserved	H2SO4	HNO3	HCl	NaOH	Na2S2O3	Methanol	Other	App IV/V Metals	Cl, F, SO4	TDS (2540C)	RAD 8315/9320	App I / II (gypsum only)	Residual Chlorine (Y/N)	
1	YGWA-47	WG	G			-	-		5	2		3						X	X	X	X			
2	GWA-2	WG	G			-	-		5	2		3						X	X	X	X	X		pH:
3	YGWA-8	WG	G	8/31	1537	-	-		5	2		3						X	X	X	X			pH:
4	YGWA-5I	WG	G			-	-		5	2		3						X	X	X	X			pH: 5.50
5	YGWA-5D	WG	G			-	-		5	2		3						X	X	X	X			pH:
6	YGWA-17S	WG	G			-	-		5	2		3						X	X	X				pH:
7	YGWA-18S	WG	G			-	-		5	2		3						X	X	X	X			pH:
8	YGWA-18I	WG	G			-	-		5	2		3						X	X	X	X			pH:
9	YGWA-20S	WG	G	8/31	1257	-	-		5	2		3						X	X	X	X			pH:
10	YGWA-21I	WG	G			-	-		5	2		3						X	X	X	X			pH: 5.38
11	YGWA-30I	WG	G			-	-		5	2		3						X	X	X	X			pH:
12	YGWA-14S	WG	G			-	-		5	2		3						X	X	X	X			pH:

Anions Sulfa 300.0 (Cl, F, Sulfate)	[signature]	9/1/22	0200	[signature]	9/1/22	0200
App III Metals: Boron 6020B, Ca 6010D; App III 6020B: Zn, Ag, Ni, V	[signature] / ACS	9/1/22		Ryan Williams / Pace	9/1/22	0945
App IV: Metals 6020B: Antimony (Sb), Arsenic (As), Barium (Ba), Beryllium (Be), Cadmium (Cd), Chromium (Cr), Cobalt (Co), Lead (Pb), Lithium (Li), Molybdenum (Mo), Selenium (Se); 7040A: Mercury (Hg)	Ryan Williams / Pace	9/1/22	1055	[signature]	9/1/22	1055

PRINT Name of SAMPLER: Jessica Dare

SIGNATURE of SAMPLER: [signature]

DATE Signed: 9/1/22

TEMP in C | Received on Ice (Y/N) | Custody Sealed Cooler (Y/N) | Samples Intact (Y/N)

CHAIN-OF-CUSTODY / Analytical Request Document

The Chain-of-Custody is a LEGAL DOCUMENT. All relevant fields must be completed accurately.

Page: 1 of 1

Section A
Required Client Information:

Company:	GA Power
Address:	Atlanta, GA
Email To:	lauccker@southernco.com
Phone:	470.620.6176 Fax:
Requested Due Date:	

Section B
Required Project Information:

Report To:	SCS Contacts
Copy To:	Arcadis Contacts
Purchase Order #:	
Project Name:	Plant Yates Pooled Upgradient
Project Number:	

Section C
Invoice Information:

Attention:	Southern Co.
Company Name:	
Address:	
Pace Quote:	
Pace Project Manager:	Nicole D'Otso
Pace Profile #:	10640

ITEM #	SAMPLE ID (One Character per box. (A-Z, 0-9 / ,-) Sample Ids must be unique)	MATRIX CODE (see valid codes to left)	SAMPLE TYPE (G=GRAB C=COMP)	COLLECTED START DATE	COLLECTED START TIME	COLLECTED END DATE	COLLECTED END TIME	SAMPLE TEMP AT COLLECTION	# OF CONTAINERS	Unpreserved	H2SO4	HNO3	HCl	NaOH	Na2S2O3	Methanol	Other	App IV/V Metals	Cl, F, SO4	TDS (35400)	RAD 8315/9320	App I / II (gypsum only)	Residual Chlorine (Y/N)	
1	YGWA-47	WG	G	8/31	0915	–	–		5	3		3						X	X	X	X			pH: 5.32
2	GWA-2	WG	G			–	–		5	2		3						X	X	X	X	X		pH:
3	YGWA-4I	WG	G			–	–		5	2		3						X	X	X	X			pH:
4	YGWA-5I	WG	G			–	–		5	2		3						X	X	X	X			pH:
5	YGWA-6D	WG	G			–	–		5	2		3						X	X	X	X			pH:
6	YGWA-17S	WG	G			–	–		5	2		3						X	X	X				pH:
7	YGWA-18S	WG	G			–	–		5	2		3						X	X	X	X			pH:
8	YGWA-18I	WG	G			–	–		5	2		3						X	X	X	X			pH:
9	YGWA-20S	WG	G			–	–		5	2		3						X	X	X	X			pH:
10	YGWA-21I	WG	G			–	–		5	2		3						X	X	X	X			pH:
11	YGWA-30I	WG	G			–	–		5	2		3						X	X	X	X			pH:
12	YGWA-14S	WG	G			–	–		5	2		3						X	X	X	X			pH:

Actions Suite 300.0 (Cl, F, Sulfate)

App III Metals: Boron 6020B, Ca 6010D; App IV 6020B: Zn, As, Ni, V

App IV: Metals 6020B: Antimony (Sb), Arsenic (As), Barium (Ba), Beryllium (Be), Cadmium (Cd), Chromium (Cr), Cobalt (Co), Lead (Pb), Lithium (Li), Molybdenum (Mo), Selenium (Se) 7040A: Mercury (Hg)

[signature]	Pacific	9/1/22	0800	[signature]	9/1/22	0800
[signature] / Pace		9/1/22		Ryan Willia-1 / Pace	9/1/22	0905
Ryan Willia-1 / Pace		9/1/22	1056	[signature]	9/1/22	1055

PRINT Name of SAMPLER: Jake Swanson

SIGNATURE of SAMPLER: [signature]

DATE Signed: 9/1/22

TEMP in C | Received on Ice (Y/N) | Custody Sealed Cooler (Y/N) | Samples Intact (Y/N)

CHAIN-OF-CUSTODY / Analytical Request Document

The Chain-of-Custody is a LEGAL DOCUMENT. All relevant fields must be completed accurately.

Page: 2 of 3

Section A
Required Client Information:

Company:	GA Power
Address:	Atlanta, GA
Email To:	[illegible]
Phone:	470.820.6176
Requested Due Date:	

Section B
Required Project Information:

Report To:	SCS Contacts
Copy To:	Arcadis Contacts
Purchase Order #:	
Project Name:	Plant Yates Pooled Upgradient
Project Number:	

Section C
Invoice Information:

Attention:	Southern Co.
Company Name:	
Address:	
Pace Quote:	
Pace Project Manager:	Nicole D'Olen
Pace Profile #:	10840

ITEM #	SAMPLE ID (One Character per box. (A-Z, 0-9 / , -) Sample Ids must be unique)	MATRIX CODE (Drinking Water, Water, Waste Water, Product, Soil/Solid, Oil, Wipe, Air, Other, Tissue)	SAMPLE TYPE (G=GRAB, C=COMP)	COLLECTED START DATE	COLLECTED START TIME	COLLECTED END DATE	COLLECTED END TIME	SAMPLE TEMP AT COLLECTION	# OF CONTAINERS	Unpreserved	H2SO4	HNO3	HCl	NaOH	Na2S2O3	Methanol	Other	App III / IV Metals	Cl, F, SO4	TDS (2040C)	RAD 9315/9320	App I / II (gypsum only)	Residual Chlorine (Y/N)	
	YGWA-38	WG	G			–	–		5	2		3						X	X	X	X			
	YGWA-40	WG	G			–	–		5	2		3						X	X	X	X			pH:
	YGWA-1I	WG	G	9/1/21	0916	–	–		5	2		3						X	X	X	X			pH:
	YGWA-1D	WG	G			–	–		5	2		3						X	X	X	X			pH: 5.64
	YGWA-2I	WG	G			–	–		5	2		3						X	X	X	X			pH:
	YGWA-3I	WG	G			–	–		5	2		3						X	X	X	X			pH:
	YGWA-3D	WG	G			–	–		5	2		3						X	X	X	X			pH:
						–	–																	pH:
						–	–																	pH:
						–	–																	pH:
						–	–																	pH:
						–	–																	

Actions Suite 300.0 (Cl, F, Sulfate)	Khalil Carson	9/1/22	0800	[signature]	9/1/22	0800	
App III Metals: Boron 6020B, Ca 6010C; App III 6020B: Zn, Ag, Ni, V	[signature] / ACS	9/1/22		Ryan Williams / Pace	9/1/22	0905	
App IV: Metals 6020B: Antimony (Sb), Arsenic (As), Barium (Ba), Beryllium (Be), Cadmium (Cd), Chromium (Cr), Cobalt (Co), Lead (Pb), Lithium (Li), Molybdenum (Mo), Selenium (Se) 7040A: Mercury (Hg)	Ryan Williams / Pace	9/1/22	1056	[signature]	9/1/22	1055	

PRINT Name of SAMPLER: Khalil Carson

SIGNATURE of SAMPLER: [signature] DATE Signed: 9/1

TEMP in C | Received on Ice (Y/N) | Cooler (Y/N) | Samples Intact (Y/N)

2377
3226

CHAIN-OF-CUSTODY / Analytical Request Document

The Chain-of-Custody is a LEGAL DOCUMENT. All relevant fields must be completed accurately.

Page: 1 of 3

Section A — Required Client Information:
Company: GA Power
Address: Atlanta, GA
Email To: laycpler@southernco.com
Phone: 470.620.6176 Fax:
Requested Due Date:

Section B — Required Project Information:
Report To: SCS Contacts
Copy To: Arcadis Contacts
Purchase Order #:
Project Name: Plant Yates Pooled Upgradient
Project Number:

Section C — Invoice Information:
Attention: Southern Co.
Company Name:
Address:
Pace Quote:
Pace Project Manager: Nicole D'Oleo
Pace Profile #: 10540

ITEM #	SAMPLE ID (One Character per box. (A-Z, 0-9 / , -) Sample IDs must be unique)	MATRIX CODE (see valid codes to left)	SAMPLE TYPE (G=GRAB C=COMP)	COLLECTED START DATE	COLLECTED START TIME	COLLECTED END DATE	COLLECTED END TIME	SAMPLE TEMP AT COLLECTION	# OF CONTAINERS	Preservatives: Unpreserved	H2SO4	HNO3	HCl	NaOH	Na2S2O3	Methanol	Other	Analysis Test: App III/IV Metals	CL, F, SO4	TDS (2540C)	TOC (5310C)	Sulfide	App III (calcium only)	Residual Chlorine (Y/N)	
1	YGWA-4?	WG	G			-	-		6	2		3						X	X	X	X	X			
2	GWA-2	WG	G			-	-		5	2		3						X	X	X	X	X			
3	YGWA-4I	WG	G			-	-		6	2		3						X	X	X	X	X	X		
4	YGWA-5I	WG	G			-	-		6	2		3						X	X	X	X	X			
5	YGWA-5D	WG	G			-	-		6	2		3						X	X	X	X	X			
6	YGWA-17S	WG	G			-	-		6	2		3						X	X	X	X	X			
7	YGWA-18S	WG	G			-	-		5	2		3						X	X	X	X	X			
8	YGWA-18I	WG	G			-	-		6	2		3						X	X	X	X	X			
9	YGWA-20S	WG	G			-	-		5	2		3						X	X	X	X	X			
10	YGWA-21I	WG	G			-	-		6	2		3						X	X	X	X	X			
11	YGWA-30I	WG	G	9/1/22	1130	-	-		6	2		3						X	X	X	X	X			
12	YGWA-14S	WG	G	9/1/22	1415	-	-		6	2		3						X	X	X	X	X			

Arsenic Subs 200.0 (Cl, F, Sulfate)

App III Metals: Boron 6020B, Ca 6010D; App I/III 6020B: Zn, As, Ni, V

App IV: Metals 6020B: Antimony (Sb), Arsenic (As), Barium (Ba), Beryllium (Be), Cadmium (Cd), Chromium (Cr), Cobalt (Co), Lead (Pb), Lithium (Li), Molybdenum (Mo), Selenium (Se) 7040A: Mercury (Hg)

Khalil Carter	Arcadis	9/1/22	0900	[signature] AES	9/1/22 0900
[signature] AES				Ryan Williams / Pace	9/1/22 0915
Ryan Williams / Pace		9/1/22	1055	[signature]	9/1/22 1055

PRINT Name of SAMPLER: Khalil Carter

SIGNATURE of SAMPLER: [signature] DATE Signed: 9/1

TEMP in C | Received on Ice (Y/N) | Custody Sealed Cooler (Y/N) | Samples Intact (Y/N)

CHAIN-OF-CUSTODY / Analytical Request Document

The Chain-of-Custody is a LEGAL DOCUMENT. All relevant fields must be completed accurately.

Page : | Of |

Section A Required Client Information:		Section B Required Project Information:		Section C Invoice Information:	
Company:	GA Power	Report To:	SCS Contacts	Attention:	Southern Co.
Address:	Atlanta, GA	Copy To:	Arcadis Contacts	Company Name:	
				Address:	
Email To:	jaucoker@southernco.com	Purchase Order #:		Pace Quote:	
Phone:	470.620.6176 Fax	Project Name:	Plant Yates Pooled Upgradient	Pace Project Manager:	Nicole D'Oleo
Requested Due Date:		Project Number:		Pace Profile #:	10840

Regulatory Agency: —

State / Location: Georgia

ITEM #	SAMPLE ID One Character per box. (A-Z, 0-9 / , -) Sample Ids must be unique	MATRIX CODE (see valid codes to left)	SAMPLE TYPE (G=GRAB C=COMP)	COLLECTED START DATE	COLLECTED START TIME	COLLECTED END DATE	COLLECTED END TIME	SAMPLE TEMP AT COLLECTION	# OF CONTAINERS	Preservatives: Unpreserved	H2SO4	HNO3	HCl	NaOH	Na2S2O3	Methanol	Other	Y/N	Analyses Test: App III/IV Metals	Cl, F, SO4	TDS (2540C)	RAD 9315/9320	App I / III (gypsum only)	Residual Chlorine (Y/N)	3276
1	YGWA-47	WG	G			--	--		5	2		3							X	X	X	X			pH:
2	GWA-2	WG	G	8/30	1005	--	--		5	2		3							X	X	X	X	X		pH: 5.39
3	YGWA-4I	WG	G			--	--		5	2		3							X	X	X	X			pH:
4	YGWA-5I	WG	G			--	--		5	2		3							X	X	X	X			pH:
5	YGWA-5D	WG	G			--	--		5	2		3							X	X	X				pH:
6	YGWA-17S	WG	G			--	--		5	2		3							X	X	X	X			pH:
7	YGWA-18S	WG	G			--	--		5	2		3							X	X	X	X			pH:
8	YGWA-18I	WG	G			--	--		5	2		3							X	X	X	X			pH:
9	YGWA-20S	WG	G			--	--		5	2		3							X	X	X	X			pH:
10	YGWA-21I	WG	G			--	--		5	2		3							X	X	X	X			pH:
11	YGWA-30I	WG	G			--	--		5	2		3							X	X	X	X			pH:
12	YGWA-14S	WG	G			--	--		5	2		3							X	X	X	X			pH:

ADDITIONAL COMMENTS	RELINQUISHED BY / AFFILIATION	DATE	TIME	ACCEPTED BY / AFFILIATION	DATE	TIME	SAMPLE CONDITIONS
Anions Suite 300.0 (Cl, F, Sulfate)	/Arcadis	8/31/22	800	Arcadis	8/31/22	0800	
App III Metals: Boron 6020B Ca 6010D; App III 6020B: Zn, Ag, Ni, V	AVD	8/31/22	1003	Ryan Williams / Pace	8/31/22	1003	
App IV Metals 6020B: Antimony (Sb), Arsenic (As), Barium (Ba), Beryllium (Be), Cadmium (Cd), Chromium (Cr), Cobalt (Co), Lead (Pb), Lithium (Li), Molybdenum (Mo), Selenium (Se) 7470A: Mercury (Hg)	Ryan Williams / Pace	8/31/22	1153		8/31/22	1153	

SAMPLER NAME AND SIGNATURE			TEMP in C	Received on Ice (Y/N)	Custody Sealed Cooler (Y/N)	Samples Intact (Y/N)
PRINT Name of SAMPLER:	Jake Saucier					
SIGNATURE of SAMPLER:		DATE Signed: 8/31/22				

CHAIN-OF-CUSTODY / Analytical Request Document

The Chain-of-Custody is a LEGAL DOCUMENT. All relevant fields must be completed accurately.

Page : 1 Of 1

Section A Required Client Information:		Section B Required Project Information:		Section C Invoice Information:	
Company:	GA Power	Report To:	SCS Contacts	Attention:	Southern Co.
Address:	Atlanta, GA	Copy To:	Arcadis Contacts	Company Name:	
				Address:	
Email To:	laucoker@southernco.com	Purchase Order #:		Pace Quote:	
Phone:	470.620.6176 Fax:	Project Name:	Plant Yates Pooled Upgradient	Pace Project Manager:	Nicole D'Oleo
Requested Due Date:		Project Number:		Pace Profile #:	10840

Regulatory Agency	
State / Location	Georgia

Requested Analysis Filtered (Y/N)

ITEM #	SAMPLE ID (One Character per box. (A-Z, 0-9 / , -) Sample IDs must be unique)	MATRIX CODE (Drinking Water: DW; Water: WT; Waste Water: WW; Product: P; Soil/Solid: SL; Oil: OL; Wipe: WP; Air: AR; Other: OT; Tissue: TS)	SAMPLE TYPE (G=GRAB C=COMP)	COLLECTED START DATE	COLLECTED START TIME	COLLECTED END DATE	COLLECTED END TIME	SAMPLE TEMP AT COLLECTION	# OF CONTAINERS	Preservatives: Unpreserved	H2SO4	HNO3	HCl	NaOH	Na2S2O3	Methanol	Other	Analysis Test Y/N	App III/IV Metals	Cl, F, SO4	TDS (2540C)	RAD 9315/9320	App I / II (gypsum only)	Residual Chlorine (Y/N)	3226
1	YGWA-47	WG	G			--	--		5	2		3								X	X	X	X				pH:
2	GWA-2	WG	G			--	--		5	2		3								X	X	X	X		X		pH:
3	YGWA-4I	WG	G			--	--		5	2		3								X	X	X	X				pH:
4	YGWA-5I	WG	G			--	--		5	2		3								X	X	X	X				pH:
5	YGWA-5D	WG	G			--	--		5	2		3								X	X	X					pH:
6	YGWA-17S	WG	G	8/30	1540	--	--		5	2		3								X	X	X	X				pH: 4.68
7	YGWA-18S	WG	G	8/30	1810	--	--		5	2		3								X	X	X	X				pH: 5.18
8	YGWA-16I	WG	G	8/30	1335	--	--		5	2		3								X	X	X	X				pH: 5.82
9	YGWA-20S	WG	G			--	--		5	2		3								X	X	X	X				pH:
10	YGWA-21I	WG	G			--	--		5	2		3								X	X	X	X				pH:
11	YGWA-30I	WG	G			--	--		5	2		3								X	X	X	X				pH:
12	YGWA-14S	WG	G			--	--		5	2		3								X	X	X	X				pH:

sample time 1010

ADDITIONAL COMMENTS	RELINQUISHED BY / AFFILIATION	DATE	TIME	ACCEPTED BY / AFFILIATION	DATE	TIME	SAMPLE CONDITIONS
Anions Suite 300.0 (Cl, F, Sulfate)	Jessica Ware /Arcadis	8/31/22	0750	Ryan Williams / Pace	9/1/22	0750	
App III Metals: Boron 6020B, Ca 6010D; App IV 6020B: Zn, Ag, Ni, V		8/31/22	1002	Ryan Williams / Pace	9/1/22	1003	
App IV Metals 6020B: Antimony (Sb), Arsenic (As), Barium (Ba), Beryllium (Be), Cadmium (Cd), Chromium (Cr), Cobalt (Co), Lead (Pb), Lithium (Li), Molybdenum (Mo), Selenium (Se) 7040A: Mercury (Hg)	Ryan Williams / Pace	8/31/22	1153		9/1/22	1153	

SAMPLER NAME AND SIGNATURE			TEMP in C	Received on Ice (Y/N)	Custody Sealed Cooler (Y/N)	Samples Intact (Y/N)
PRINT Name of SAMPLER:	Jessica Ware					
SIGNATURE of SAMPLER:		DATE Signed: 8/31/22				

CHAIN-OF-CUSTODY / Analytical Request Document

The Chain-of-Custody is a LEGAL DOCUMENT. All relevant fields must be completed accurately

Page : 1 Of 1

Section A Required Client Information:		Section B Required Project Information:		Section C Invoice Information:	
Company:	GA Power	Report To:	SCS Contacts	Attention:	Southern Co.
Address:	Atlanta, GA	Copy To:	Arcadis Contacts	Company Name:	
				Address:	
Email To:	laucoker@southernco.com	Purchase Order #		Pace Quote	
Phone:	470.620.6176 Fax	Project Name:	Plant Yates Pooled Upgradient	Pace Project Manager:	Nicole D'Oleo
Requested Due Date:		Project Number:		Pace Profile #	10840

Regulatory Agency

State / Location: Georgia

Matrix: Code; Drinking Water: DW; Water: WT; Waste Water: WW; Product: P; Soil/Solid: SL; Oil: OL; Wipe: WP; Air: AR; Other: OT; Tissue: TS

ITEM #	SAMPLE ID (One Character per box. (A-Z, 0-9 / , -) Sample Ids must be unique)	MATRIX CODE (see valid codes to left)	SAMPLE TYPE (G=GRAB C=COMP)	COLLECTED START DATE	COLLECTED START TIME	COLLECTED END DATE	COLLECTED END TIME	SAMPLE TEMP AT COLLECTION	# OF CONTAINERS	Preservatives: Unpreserved	H2SO4	HNO3	HCl	NaOH	Na2S2O3	Methanol	Other	Analysed Test Y/N	App III/IV Metals	Cl, F, SO4	TDS (2540C)	RAD 9315/9320		App I / II (gypsum only)						Residual Chlorine (Y/N)	
1	YGWA-47	WG	G			–	–		5	2		3							X	X	X	X									pH:
2	GWA-2	WG	G			–	–		5	2		3							X	X	X	X		X							pH:
3	YGWA-4I	WG	G			–	–		5	2		3							X	X	X	X									pH:
4	YGWA-5I	WG	G	8/30/21	1052	–	–		5	2		3							X	X	X	X									pH: 5.00
5	YGWA-5D	WG	G	8/30/21	1205	–	–		5	2		3							X	X	X										pH: 7.40
6	YGWA-17S	WG	G			–	–		5	2		3							X	X	X	X									pH:
7	YGWA-18S	WG	G			–	–		5	2		3							X	X	X	X									pH:
8	YGWA-18I	WG	G			–	–		5	2		3							X	X	X	X									pH:
9	YGWA-20S	WG	G			–	–		5	2		3							X	X	X	X									pH:
10	YGWA-21I	WG	G	8/30/21	1430	–	–		5	2		3							X	X	X	X									pH: 6.58
11	YGWA-30I	WG	G			–	–		5	2		3							X	X	X	X									pH:
12	YGWA-14S	WG	G			–	–		5	2		3							X	X	X	X									pH:

ADDITIONAL COMMENTS	RELINQUISHED BY / AFFILIATION	DATE	TIME	ACCEPTED BY / AFFILIATION	DATE	TIME	SAMPLE CONDITIONS
Anions Suite 300.0 (Cl, F, Sulfate)	[signature] /Arcadis	8/31/21	1003	Ryan Williams / Pace	8/31/22	1003	
App III Metals: Boron 6020B, Ca 6010D; App I/II 6020B: Zn, Ag, Ni, V	Ryan Williams / Pace	8/31/22	1153	[signature]	8/31/22	1153	
App IV: Metals 6020B: Antimony (Sb), Arsenic (As), Barium (Ba), Beryllium (Be), Cadmium (Cd), Chromium (Cr), Cobalt (Co), Lead (Pb), Lithium (Li), Molybdenum (Mo), Selenium (Se) 7040A: Mercury (Hg)							

SAMPLER NAME AND SIGNATURE

PRINT Name of SAMPLER: Mark Chest

SIGNATURE of SAMPLER: [signature]

DATE Signed: 8/31/21

TEMP in C | Received on Ice (Y/N) | Custody Sealed Cooler (Y/N) | Samples Intact (Y/N)

CHAIN-OF-CUSTODY / Analytical Request Document

The Chain-of-Custody is a LEGAL DOCUMENT. All relevant fields must be completed accurately.

Page : 1 Of 1

Section A Required Client Information:		Section B Required Project Information:		Section C Invoice Information:	
Company:	GA Power	Report To:	SCS Contacts	Attention:	Southern Co.
Address:	Atlanta, GA	Copy To:	Arcadis Contacts	Company Name:	
				Address:	
Email To:	jancoker@southernco.com	Purchase Order #:		Pace Quote:	
Phone:	470.620.6176 Fax:	Project Name:	Plant Yates Pooled Upgradient	Pace Project Manager:	Nicole D'Oleo
Requested Due Date:		Project Number:		Pace Profile #:	10840

Regulatory Agency
State / Location
Georgia

ITEM #	SAMPLE ID One Character per box. (A-Z, 0-9 / , -) Sample Ids must be unique	MATRIX CODE (see valid codes to left)	SAMPLE TYPE (G=GRAB C=COMP)	COLLECTED START DATE	COLLECTED START TIME	COLLECTED END DATE	COLLECTED END TIME	SAMPLE TEMP AT COLLECTION	# OF CONTAINERS	Preservatives: Unpreserved	H2SO4	HNO3	HCl	NaOH	Na2S2O3	Methanol	Other	Analyses Test Y/N	App III / IV Metals	Cl, F, SO4	TDS (2540C)	RAD 9315/9320	App I / II (gypsum only)	Residual Chlorine (Y/N)	
1	YGWA-39	WG	G			–	–		5	2		3						X	X	X	X	X			pH:
2	YGWA-40	WG	G			–	–		5	2		3						X	X	X	X	X			pH:
3	YGWA-1I	WG	G			–	–		5	2		3						X	X	X	X	X			pH:
4	YGWA-1D	WG	G	5/30	1550	–	–		5	2		3						X	X	X	X	X			pH: 7.2
5	YGWA-2I	WG	G	5/30	1000	–	–		5	2		3						X	X	X	X	X			pH: 7.04
6	YGWA-3I	WG	G			–	–		5	2		3						X	X	X	X	X			pH:
7	YGWA-3D	WG	G			–	–		5	2		3						X	X	X	X	X			pH:
8						–	–																		pH:
9						–	–																		pH:
10						–	–																		pH:
11						–	–																		
12						–	–																		

ADDITIONAL COMMENTS	RELINQUISHED BY / AFFILIATION	DATE	TIME	ACCEPTED BY / AFFILIATION	DATE	TIME	SAMPLE CONDITIONS
Anions Suite 300.0 (Cl, F, Sulfate)	Abigail Carson /Arcadis	5/31/22	800	[illegible] /Arcadis	5/31/22	800	
App III Metals: Boron 6020B, Ca 6010D App I/II 6020B: Zn, Ag, Ni, V	[illegible] /Arcadis	5/31/22	1003	Ryan Williams /Pace	5/31/22	1003	
App IV: Metals 6020B: Antimony (Sb), Arsenic (As), Barium (Ba), Beryllium (Be), Cadmium (Cd), Chromium (Cr), Cobalt (Co), Lead (Pb), Lithium (Li), Molybdenum (Mo), Selenium (Se) 7040A: Mercury (Hg)	Ryan Williams /Pace	5/31/22	1153	[illegible]	5/31/22	1153	

SAMPLER NAME AND SIGNATURE			TEMP in C	Received on Ice (Y/N)	Custody Sealed Cooler (Y/N)	Samples Intact (Y/N)
PRINT Name of SAMPLER:	Abigail Carson					
SIGNATURE of SAMPLER:	[signature]	DATE Signed: 5/31				

3726

CHAIN-OF-CUSTODY / Analytical Request Document

The Chain-of-Custody is a LEGAL DOCUMENT. All relevant fields must be completed accurately.

Page : 1 Of 2

Section A Required Client Information:		Section B Required Project Information:		Section C Invoice Information:	
Company:	GA Power	Report To:	SCS Contacts	Attention:	Southern Co.
Address:	Atlanta, GA	Copy To:	Arcadis Contacts	Company Name:	
				Address:	
Email To:	laucoker@southernco.com	Purchase Order #:		Pace Quote:	
Phone:	470.620.6176 Fax:	Project Name:	Plant Yates Pooled Upgradient	Pace Project Manager:	Nicole D'Olen
Requested Due Date:		Project Number:		Pace Profile #:	10840

Regulatory Agency: —
State / Location: Georgia

ITEM #	SAMPLE ID (One Character per box. (A-Z, 0-9 / , -) Sample Ids must be unique)	MATRIX CODE (see valid codes to left)	SAMPLE TYPE (G=GRAB C=COMP)	COLLECTED START DATE	COLLECTED START TIME	COLLECTED END DATE	COLLECTED END TIME	SAMPLE TEMP AT COLLECTION	# OF CONTAINERS	Preservatives: Unpreserved	H2SO4	HNO3	HCl	NaOH	Na2S2O3	Methanol	Other	Analyses Test Y/N	App III / IV Metals	Cl, F, SO4	TDS (2540C)	RAD 9315/9320	App I / II (gypsum only)	Residual Chlorine (Y/N)	
1	YGWA-39	WG	G			–	–		5	2		3						X	X	X	X			pH:
2	YGWA-40	WG	G			–	–		5	2		3						X	X	X	X			pH:
3	YGWA-1I	WG	G			–	–		5	2		3						X	X	X	X			pH:
4	YGWA-1D	WG	G			–	–		5	2		3						X	X	X	X			pH:
5	YGWA-2I	WG	G			–	–		5	2		3						X	X	X	X			pH:
6	YGWA-3I	WG	G	8/31	1054	–	–		5	2		3						X	X	X	X			pH: 7.49
7	YGWA-3D	WG	G	8/31	0930	–	–		5	2		3						X	X	X	X			pH: 7.65
8						–	–																	pH:
9						–	–																	pH:
10						–	–																	pH:
11						–	–																	
12						–	–																	

ADDITIONAL COMMENTS	RELINQUISHED BY / AFFILIATION	DATE	TIME	ACCEPTED BY / AFFILIATION	DATE	TIME	SAMPLE CONDITIONS
Anions Suite 300.0 (Cl, F, Sulfate)	/Arcadis	9/1/22	0800	/Pace	9/1/22	0800	
App III Metals: Boron 6020B, Ca 6010D App I/II 6020B: Zn, Ag, Ni, V	/Pace	9/1/22		Ryan Williams /Pace	9/1/22	0905	
App IV: Metals 6020B: Antimony (Sb), Arsenic (As), Barium (Ba), Beryllium (Be), Cadmium (Cd), Chromium (Cr), Cobalt (Co), Lead (Pb), Lithium (Li), Molybdenum (Mo), Selenium (Se) 7040A: Mercury (Hg)	Ryan Williams /Pace	9/1/22	1055				

SAMPLER NAME AND SIGNATURE

PRINT Name of SAMPLER: Jessica Ware

SIGNATURE of SAMPLER: Jessica Ware

DATE Signed: 9/1/22

TEMP in C	Received on Ice (Y/N)	Custody Sealed Cooler (Y/N)	Samples Intact (Y/N)

CHAIN-OF-CUSTODY / Analytical Request Document

The Chain-of-Custody is a LEGAL DOCUMENT. All relevant fields must be completed accurately.

Page: 1 Of 1

Section A Required Client Information:		Section B Required Project Information:		Section C Invoice Information:	
Company:	GA Power	Report To:	SCS Contacts	Attention:	Southern Co.
Address:	Atlanta, GA	Copy To:	Arcadis Contacts	Company Name:	
				Address:	
Email To:	laucoker@southernco.com	Purchase Order #:		Pace Quote:	
Phone:	470.620.6176 Fax	Project Name:	Plant Yates Pooled Upgradient	Pace Project Manager:	Nicole D'Oleo
Requested Due Date:		Project Number:		Pace Profile #:	10840

Regulatory Agency: —

State / Location: Georgia

Requested Analysis Filtered (Y/N)

ITEM #	SAMPLE ID (One Character per box. (A-Z, 0-9 / , -) Sample Ids must be unique)	MATRIX CODE (see valid codes to left)	SAMPLE TYPE (G=GRAB C=COMP)	COLLECTED START DATE	COLLECTED START TIME	COLLECTED END DATE	COLLECTED END TIME	SAMPLE TEMP AT COLLECTION	# OF CONTAINERS	Preservatives: Unpreserved	H2SO4	HNO3	HCl	NaOH	Na2S2O3	Methanol	Other	Analyses Test Y/N	App III / IV Metals	Cl, F, SO4	TDS (2540C)	RAD 9315/9320	App I / II (gypsum only)	Residual Chlorine (Y/N)	
1	YGWA-39	WG	G	8/31/22	1350	–	–		5	2		3							X	X	X	X			pH: 5.30
2	YGWA-40	WG	G	8/31/22	1640	–	–		5	2		3							X	X	X	X			pH: 4.53
3	YGWA-1I	WG	G			–	–		5	2		3							X	X	X	X			pH:
4	YGWA-1D	WG	G			–	–		5	2		3							X	X	X	X			pH:
5	YGWA-2I	WG	G			–	–		5	2		3							X	X	X	X			pH:
6	YGWA-3I	WG	G			–	–		5	2		3							X	X	X	X			pH:
7	YGWA-3D	WG	G			–	–		5	2		3							X	X	X	X			pH:
8						–	–																		pH:
9						–	–																		pH:
10						–	–																		pH:
11						–	–																		
12						–	–																		

MATRIX CODE: Drinking Water DW; Water WT; Waste Water WW; Product P; Soil/Solid SL; Oil OL; Wipe WP; Air AR; Other OT; Tissue TS

ADDITIONAL COMMENTS	RELINQUISHED BY / AFFILIATION	DATE	TIME	ACCEPTED BY / AFFILIATION	DATE	TIME	SAMPLE CONDITIONS
Anions Suite 300.0 (Cl, F, Sulfate)	/Arcadis	9/1/22		Ryan Williams / Pace	9/1/22	0905	
App III Metals: Boron 6020B, Ca 6010D. App VI 6020B: Zn, Ag, Ni, V	Ryan Williams / Pace	9/1/22	1055				
App IV: Metals 6020B: Antimony (Sb), Arsenic (As), Barium (Ba), Beryllium (Be), Cadmium (Cd), Chromium (Cr), Cobalt (Co), Lead (Pb), Lithium (Li), Molybdenum (Mo), Selenium (Se) 7040A: Mercury (Hg)							

SAMPLER NAME AND SIGNATURE			TEMP in C	Received on Ice (Y/N)	Custody Sealed Cooler (Y/N)	Samples Intact (Y/N)
PRINT Name of SAMPLER:	Marc Chest					
SIGNATURE of SAMPLER:		DATE Signed: 9/1/22				

CHAIN-OF-CUSTODY / Analytical Request Document

The Chain-of-Custody is a LEGAL DOCUMENT. All relevant fields must be completed accurately.

Page : 1 of 2

Section A
Required Client Information:

Company:	GA Power
Address:	Atlanta, GA
Email To:	laucoker@southernco.com
Phone:	470.620.6176 Fax
Requested Due Date:	

Section B
Required Project Information:

Report To:	SCS Contacts
Copy To:	Arcadis Contacts
Purchase Order #:	
Project Name:	Plant Yates Pooled Upgradient
Project Number:	

Section C
Invoice Information:

Attention:	Southern Co.
Company Name:	
Address:	
Pace Quote:	
Pace Project Manager:	Nicole D'Oleo
Pace Profile #:	10840

Regulatory Agency	
State / Location	
Georgia	

MATRIX CODE: Drinking Water DW; Water WT; Waste Water WW; Product P; Soil/Solid SL; Oil OL; Wipe WP; Air AR; Other OT; Tissue TS

SAMPLE ID
One Character per box.
(A-Z, 0-9 / , -)
Sample Ids must be unique

Requested Analysis Filtered (Y/N)

ITEM #	SAMPLE ID	MATRIX CODE (see valid codes to left)	SAMPLE TYPE (G=GRAB C=COMP)	COLLECTED START DATE	COLLECTED START TIME	COLLECTED END DATE	COLLECTED END TIME	SAMPLE TEMP AT COLLECTION	# OF CONTAINERS	Preservatives: Unpreserved	H2SO4	HNO3	HCl	NaOH	Na2S2O3	Methanol	Other	Analyses Test Y/N	App III/IV Metals	Cl, F, SO4	TDS (2540C)	RAD 9315/9320	App I / II (gpysum only)	Residual Chlorine (Y/N)	
1	YGWA-47	WG	G			–	–		5	2		3							X	X	X	X			pH:
2	GWA-2	WG	G			–	–		5	2		3							X	X	X	X	X		pH:
3	YGWA-4I	WG	G	8/31	1537	–	–		5	2		3							X	X	X	X			pH: 5.50
4	YGWA-5I	WG	G			–	–		5	2		3							X	X	X	X			pH:
5	YGWA-5D	WG	G			–	–		5	2		3							X	X	X				pH:
6	YGWA-17S	WG	G			–	–		5	2		3							X	X	X	X			pH:
7	YGWA-18S	WG	G			–	–		5	2		3							X	X	X	X			pH:
8	YGWA-18I	WG	G			–	–		5	2		3							X	X	X	X			pH:
9	YGWA-20S	WG	G	8/31	1257	–	–		5	2		3							X	X	X	X			pH: 5.38
10	YGWA-21I	WG	G			–	–		5	2		3							X	X	X	X			pH:
11	YGWA-30I	WG	G			–	–		5	2		3							X	X	X	X			pH:
12	YGWA-14S	WG	G			–	–		5	2		3							X	X	X	X			pH:

ADDITIONAL COMMENTS	RELINQUISHED BY / AFFILIATION	DATE	TIME	ACCEPTED BY / AFFILIATION	DATE	TIME	SAMPLE CONDITIONS
Anions Suite 300.0 (Cl, F, Sulfate)	Jessica Ware / Arcadis	8/1/22	0800	[signature] / Aus	8/1/22	0800	
App III Metals: Boron 6020B, Ca 6010D; App III 6020B: Zn, Ag, Ni, V	[signature] / AUS	9/1/22		Ryan Williams / Pace	9/1/22	0905	
App IV: Metals 6020B: Antimony (Sb), Arsenic (As), Barium (Ba), Beryllium (Be), Cadmium (Cd), Chromium (Cr), Cobalt (Co), Lead (Pb), Lithium (Li), Molybdenum (Mo), Selenium (Se) 7040A: Mercury (Hg)	Ryan Williams / Pace	9/1/22	1055				

SAMPLER NAME AND SIGNATURE

PRINT Name of SAMPLER: Jessica Ware

SIGNATURE of SAMPLER: [signature]

DATE Signed: 9/1/22

TEMP in C	Received on Ice (Y/N)	Custody Sealed Cooler (Y/N)	Samples Intact (Y/N)

CHAIN-OF-CUSTODY / Analytical Request Document

The Chain-of-Custody is a LEGAL DOCUMENT. All relevant fields must be completed accurately.

Page : 1 Of 1

Section A Required Client Information:		Section B Required Project Information:		Section C Invoice Information:	
Company:	GA Power	Report To:	SCS Contacts	Attention:	Southern Co.
Address:	Atlanta, GA	Copy To:	Arcadis Contacts	Company Name:	
				Address:	
Email To:	laucoker@southernco.com	Purchase Order #:		Pace Quote:	
Phone:	470.620.6176 Fax	Project Name:	Plant Yates Pooled Upgradient	Pace Project Manager:	Nicole D'Oleo
Requested Due Date:		Project Number:		Pace Profile #:	10840

Regulatory Agency: State / Location: Georgia

Requested Analysis Filtered (Y/N)

ITEM #	SAMPLE ID (One Character per box. (A-Z, 0-9 / , -) Sample ids must be unique)	MATRIX CODE (use valid codes to left)	SAMPLE TYPE (G=GRAB C=COMP)	COLLECTED START DATE	COLLECTED START TIME	COLLECTED END DATE	COLLECTED END TIME	SAMPLE TEMP AT COLLECTION	# OF CONTAINERS	Preservatives: Unpreserved	H2SO4	HNO3	HCl	NaOH	Na2S2O3	Methanol	Other	Analyses Test Y/N	App III/IV Metals	Cl, F, SO4	TDS (2540C)	RAD 9315/9320	App I / II (gypsum only)	Residual Chlorine (Y/N)	
1	YGWA-47	WG	G	8/31	0915	--	--		5	2		3							X	X	X	X			pH: 5.32
2	GWA-2	WG	G			--	--		5	2		3							X	X	X	X	X		pH:
3	YGWA-4I	WG	G			--	--		5	2		3							X	X	X	X			pH:
4	YGWA-5I	WG	G			--	--		5	2		3							X	X	X	X			pH:
5	YGWA-5D	WG	G			--	--		5	2		3							X	X	X				pH:
6	YGWA-17S	WG	G			--	--		5	2		3							X	X	X	X			pH:
7	YGWA-18S	WG	G			--	--		5	2		3							X	X	X	X			pH:
8	YGWA-18I	WG	G			--	--		5	2		3							X	X	X	X			pH:
9	YGWA-20S	WG	G			--	--		5	2		3							X	X	X	X			pH:
10	YGWA-21I	WG	G			--	--		5	2		3							X	X	X	X			pH:
11	YGWA-30I	WG	G			--	--		5	2		3							X	X	X	X			pH:
12	YGWA-14S	WG	G			--	--		5	2		3							X	X	X	X			pH:

ADDITIONAL COMMENTS	RELINQUISHED BY / AFFILIATION	DATE	TIME	ACCEPTED BY / AFFILIATION	DATE	TIME	SAMPLE CONDITIONS
Anions Suite 300.0 (Cl, F, Sulfate)	/Arcadis	9/1/22	0800		9/1/22	0800	
App III Metals: Boron 6020B, Ca 6010D; App I/II 6020B: Zn, Ag, Ni, V	Ryan Williams / Pace	9/1/22		Ryan Williams / Pace	9/1/22	0905	
App IV: Metals 6020B: Antimony (Sb), Arsenic (As), Barium (Ba), Beryllium (Be), Cadmium (Cd), Chromium (Cr), Cobalt (Co), Lead (Pb), Lithium (Li), Molybdenum (Mo), Selenium (Se) 7040A: Mercury (Hg)	Ryan Williams / Pace	9/1/22	1056				

SAMPLER NAME AND SIGNATURE

PRINT Name of SAMPLER: Jake Swanson

SIGNATURE of SAMPLER: [signature] DATE Signed: 9/1/22

TEMP in C	Received on Ice (Y/N)	Custody Sealed Cooler (Y/N)	Samples Intact (Y/N)

2377
3226

CHAIN-OF-CUSTODY / Analytical Request Document

The Chain-of-Custody is a LEGAL DOCUMENT. All relevant fields must be completed accurately.

Page : 1 Of 2

Section A
Required Client Information:

Company:	GA Power
Address:	Atlanta, GA
Email To:	laucoker@southernco.com
Phone:	470.620.6176 Fax:
Requested Due Date:	

Section B
Required Project Information:

Report To:	SCS Contacts
Copy To:	Arcadis Contacts
Purchase Order #:	
Project Name:	Plant Yates Pooled Upgradient
Project Number:	

Section C
Invoice Information:

Attention:	Southern Co.
Company Name:	
Address:	
Pace Quote:	
Pace Project Manager:	Nicole D'Oleo
Pace Profile #:	10840

Regulatory Agency	
State / Location	
Georgia	

SAMPLE ID
One Character per box.
(A-Z, 0-9 / , -)
Sample Ids must be unique

MATRIX	CODE
Drinking Water	DW
Water	WT
Waste Water	WW
Product	P
Soil/Solid	SL
Oil	OL
Wipe	WP
Air	AR
Other	OT
Tissue	TS

ITEM #	SAMPLE ID	MATRIX CODE (see valid codes to left)	SAMPLE TYPE (G=GRAB C=COMP)	COLLECTED START DATE	COLLECTED START TIME	COLLECTED END DATE	COLLECTED END TIME	SAMPLE TEMP AT COLLECTION	# OF CONTAINERS	Preservatives: Unpreserved	H2SO4	HNO3	HCl	NaOH	Na2S2O3	Methanol	Other	Analyses Test Y/N	App III/IV Metals	Cl, F, SO4	TDS (2540C)	RAD 9315/9320	App I / II (gypsum only)	Residual Chlorine (Y/N)	
1	YGWA-47	WG	G			–	–		5	2		3							X	X	X	X			pH:
2	GWA-2	WG	G			–	–		5	2		3							X	X	X	X	X		pH:
3	YGWA-4I	WG	G			–	–		5	2		3							X	X	X	X			pH:
4	YGWA-5I	WG	G			–	–		5	2		3							X	X	X	X			pH:
5	YGWA-5D	WG	G			–	–		5	2		3							X	X	X				pH:
6	YGWA-17S	WG	G			–	–		5	2		3							X	X	X	X			pH:
7	YGWA-18S	WG	G			–	–		5	2		3							X	X	X	X			pH:
8	YGWA-18I	WG	G			–	–		5	2		3							X	X	X	X			pH:
9	YGWA-20S	WG	G			–	–		5	2		3							X	X	X	X			pH:
10	YGWA-21I	WG	G			–	–		5	2		3							X	X	X	X			pH:
11	YGWA-30I	WG	G	8/31	1130	–	–		5	2		3							X	X	X	X			pH: 5.87
12	YGWA-14S	WG	G	8/31	1415	–	–		5	2		3							X	X	X	X			pH: 5.15

ADDITIONAL COMMENTS	RELINQUISHED BY / AFFILIATION	DATE	TIME	ACCEPTED BY / AFFILIATION	DATE	TIME	SAMPLE CONDITIONS
Anions Suite 300.0 (Cl, F, Sulfate)	Khalil Carson /Arcadis	9/1/22	0800	[signature] AUS	9/1/22	800	
App III Metals: Boron 6020B, Ca 6010D; App III 6020B: Zn, Ag, Ni, V	[signature] / AUS			Ryan Williams / Pace	9/1/22	0915	
App IV: Metals 6020B: Antimony (Sb), Arsenic (As), Barium (Ba), Beryllium (Be), Cadmium (Cd), Chromium (Cr), Cobalt (Co), Lead (Pb), Lithium (Li), Molybdenum (Mo), Selenium (Se) 7040A: Mercury (Hg)	Ryan Williams / Pace	9/1/22	1055				

SAMPLER NAME AND SIGNATURE

PRINT Name of SAMPLER: Khalil Carson

SIGNATURE of SAMPLER: [signature] DATE Signed: 9/1

TEMP in C	Received on Ice (Y/N)	Custody Sealed Cooler (Y/N)	Samples Intact (Y/N)

CHAIN-OF-CUSTODY / Analytical Request Document

The Chain-of-Custody is a LEGAL DOCUMENT. All relevant fields must be completed accurately.

Page : 2 Of 3

Section A Required Client Information:		Section B Required Project Information:		Section C Invoice Information:	
Company:	GA Power	Report To:	SCS Contacts	Attention:	Southern Co.
Address:	Atlanta, GA	Copy To:	Arcadis Contacts	Company Name:	
				Address:	
Email To:	laucoker@southernco.com	Purchase Order #:		Pace Quote:	
Phone:	470.620.6176 Fax:	Project Name:	Plant Yates Pooled Upgradient	Pace Project Manager:	Nicole D'Oleo
Requested Due Date:		Project Number:		Pace Profile #:	10840

Regulatory Agency: —
State / Location: Georgia

ITEM #	SAMPLE ID (One Character per box. (A-Z, 0-9 / , -) Sample Ids must be unique)	MATRIX CODE (see valid codes to left)	SAMPLE TYPE (G=GRAB C=COMP)	COLLECTED START DATE	COLLECTED START TIME	COLLECTED END DATE	COLLECTED END TIME	SAMPLE TEMP AT COLLECTION	# OF CONTAINERS	Preservatives: Unpreserved	H2SO4	HNO3	HCl	NaOH	Na2S2O3	Methanol	Other	Analyses Test Y/N	App III / IV Metals	Cl, F, SO4	TDS (2540C)	RAD 9315/9320	App I / II (gypsum only)	Residual Chlorine (Y/N)	
1	YGWA-39	WG	G			–	–		5	2		3						X	X	X	X				pH:
2	YGWA-40	WG	G			–	–		5	2		3						X	X	X	X				pH:
3	YGWA-1I	WG	G	9/31	0916	–	–		5	2		3						X	X	X	X				pH: 5.64
4	YGWA-1D	WG	G			–	–		5	2		3						X	X	X	X				pH:
5	YGWA-2I	WG	G			–	–		5	2		3						X	X	X	X				pH:
6	YGWA-3I	WG	G			–	–		5	2		3						X	X	X	X				pH:
7	YGWA-3D	WG	G			–	–		5	2		3						X	X	X	X				pH:
8						–	–																		pH:
9						–	–																		pH:
10						–	–																		pH:
11						–	–																		
12						–	–																		

ADDITIONAL COMMENTS	RELINQUISHED BY / AFFILIATION	DATE	TIME	ACCEPTED BY / AFFILIATION	DATE	TIME	SAMPLE CONDITIONS
Anions Suite 300.0 (Cl, F, Sulfate)	[illegible] /Arcadis	9/1/22	0800	[illegible]	9/1/22	0800	
App III Metals: Boron 6020B, Ca 6010D; App VII 6020B: Zn, Ag, Ni, V	[illegible] /AES	9/1/22		Ryan Williams / Pace	9/1/22	0905	
App IV Metals 6020B: Antimony (Sb), Arsenic (As), Barium (Ba), Beryllium (Be), Cadmium (Cd), Chromium (Cr), Cobalt (Co), Lead (Pb), Lithium (Li), Molybdenum (Mo), Selenium (Se) 7040A: Mercury (Hg)	Ryan Williams / Pace	9/1/22	1056				

SAMPLER NAME AND SIGNATURE			TEMP in C	Received on Ice (Y/N)	Custody Sealed Cooler (Y/N)	Samples Intact (Y/N)
PRINT Name of SAMPLER:	[illegible] Carson					
SIGNATURE of SAMPLER:	[signature]	DATE Signed: 9/1				

Pace Analytical Services, LLC
110 Technology Parkway
Peachtree Corners, GA 30092
(770)734-4200

September 23, 2022

Ms. Lauren Petty
Southern Company
42 Inverness Center Parkway
Birmingham, AL 35242

RE: Project: Yates Pooled Upgradient Rads
Pace Project No.: 92623277

Dear Ms. Petty:

Enclosed are the analytical results for sample(s) received by the laboratory between August 31, 2022 and September 01, 2022. The results relate only to the samples included in this report. Results reported herein conform to the applicable TNI/NELAC Standards and the laboratory's Quality Manual, where applicable, unless otherwise noted in the body of the report.

The test results provided in this final report were generated by each of the following laboratories within the Pace Network:

- Pace Analytical Services - Greensburg

If you have any questions concerning this report, please feel free to contact me.

Sincerely,

Nicole D'Oleo

Nicole D'Oleo
nicole.d'oleo@pacelabs.com
(704)875-9092
Project Manager

Enclosures

cc: Joju Abraham, Georgia Power-CCR
Lauren Coker, Georgia Pwer
Noelia Gangi, Georgia Power
Geoffrey Gay, ARCADIS - Atlanta
Ben Hodges, Georgia Power
Kristen Jurinko
Laura Midkiff, Georgia Power
Kelley Sharpe, ARCADIS - Atlanta
Alex Simpson, Arcadis
Michael Smilley, Georgia Power
Becky Steever, Arcadis
Tina Sullivan, ERM
Albert Zumbuhl, Arcadis

REPORT OF LABORATORY ANALYSIS

This report shall not be reproduced, except in full,
without the written consent of Pace Analytical Services, LLC.

Pace Analytical Services, LLC
110 Technology Parkway
Peachtree Corners, GA 30092
(770)734-4200

CERTIFICATIONS

Project: Yates Pooled Upgradient Rads
Pace Project No.: 92623277

Pace Analytical Services Pennsylvania
1638 Roseytown Rd Suites 2,3&4, Greensburg, PA 15601
ANAB DOD-ELAP Rad Accreditation #: L2417
Alabama Certification #: 41590
Arizona Certification #: AZ0734
Arkansas Certification
California Certification #: 04222CA
Colorado Certification #: PA01547
Connecticut Certification #: PH-0694
Delaware Certification
EPA Region 4 DW Rad
Florida/TNI Certification #: E87683
Georgia Certification #: C040
Florida: Cert E871149 SEKS WET
Guam Certification
Hawaii Certification
Idaho Certification
Illinois Certification
Indiana Certification
Iowa Certification #: 391
Kansas/TNI Certification #: E-10358
Kentucky Certification #: KY90133
KY WW Permit #: KY0098221
KY WW Permit #: KY0000221
Louisiana DHH/TNI Certification #: LA180012
Louisiana DEQ/TNI Certification #: 4086
Maine Certification #: 2017020
Maryland Certification #: 308
Massachusetts Certification #: M-PA1457
Michigan/PADEP Certification #: 9991
Missouri Certification #: 235
Montana Certification #: Cert0082
Nebraska Certification #: NE-OS-29-14
Nevada Certification #: PA014572018-1
New Hampshire/TNI Certification #: 297617
New Jersey/TNI Certification #: PA051
New Mexico Certification #: PA01457
New York/TNI Certification #: 10888
North Carolina Certification #: 42706
North Dakota Certification #: R-190
Ohio EPA Rad Approval: #41249
Oregon/TNI Certification #: PA200002-010
Pennsylvania/TNI Certification #: 65-00282
Puerto Rico Certification #: PA01457
Rhode Island Certification #: 65-00282
South Dakota Certification
Tennessee Certification #: 02867
Texas/TNI Certification #: T104704188-17-3
Utah/TNI Certification #: PA014572017-9
USDA Soil Permit #: P330-17-00091
Vermont Dept. of Health: ID# VT-0282
Virgin Island/PADEP Certification
Virginia/VELAP Certification #: 460198
Washington Certification #: C868
West Virginia DEP Certification #: 143
West Virginia DHHR Certification #: 9964C
Wisconsin Approve List for Rad
Wyoming Certification #: 8TMS-L

This report shall not be reproduced, except in full,
without the written consent of Pace Analytical Services, LLC.

Pace Analytical Services, LLC
110 Technology Parkway
Peachtree Corners, GA 30092
(770)734-4200

SAMPLE SUMMARY

Project: Yates Pooled Upgradient Rads
Pace Project No.: 92623277

Lab ID	Sample ID	Matrix	Date Collected	Date Received
92623277001	**YGWA-17S**	Water	08/30/22 15:40	08/31/22 11:03
92623277002	**YGWA-18S**	Water	08/30/22 10:10	08/31/22 11:03
92623277003	**YGWA-18I**	Water	08/30/22 13:35	08/31/22 11:03
92623277004	**GWA-2**	Water	08/30/22 10:05	08/31/22 11:03
92623277005	**YGWA-5I**	Water	08/30/22 10:52	08/31/22 11:03
92623277006	**YGWA-5D**	Water	08/30/22 12:05	08/31/22 11:03
92623277007	**YGWA-21I**	Water	08/30/22 14:30	08/31/22 11:03
92623277008	**YGWA-1D**	Water	08/30/22 13:50	08/31/22 11:03
92623277009	**YGWA-2I**	Water	08/30/22 10:00	08/31/22 11:03
92623277010	**YGWA-30I**	Water	08/31/22 11:30	09/01/22 09:05
92623277011	**YGWA-14S**	Water	08/31/22 14:15	09/01/22 09:05
92623277012	**YGWA-1I**	Water	08/31/22 09:10	09/01/22 09:05
92623277013	**YGWA-47**	Water	08/31/22 09:15	09/01/22 09:05
92623277014	**YGWA-4I**	Water	08/31/22 15:37	09/01/22 09:05
92623277015	**YGWA-20S**	Water	08/31/22 12:57	09/01/22 09:05
92623277016	**YGWA-39**	Water	08/31/22 13:50	09/01/22 09:05
92623277017	**YGWA-40**	Water	08/31/22 16:40	09/01/22 09:05
92623277018	**YGWA-3I**	Water	08/31/22 10:54	09/01/22 09:05
92623277019	**YGWA-3D**	Water	08/31/22 09:30	09/01/22 09:05

This report shall not be reproduced, except in full,
without the written consent of Pace Analytical Services, LLC.

Pace Analytical Services, LLC
110 Technology Parkway
Peachtree Corners, GA 30092
(770)734-4200

SAMPLE ANALYTE COUNT

Project: Yates Pooled Upgradient Rads
Pace Project No.: 92623277

Lab ID	Sample ID	Method	Analysts	Analytes Reported	Laboratory
92623277001	**YGWA-17S**	EPA 9315	RMS	1	PASI-PA
		EPA 9320	VAL	1	PASI-PA
		Total Radium Calculation	JAL	1	PASI-PA
92623277002	**YGWA-18S**	EPA 9315	RMS	1	PASI-PA
		EPA 9320	VAL	1	PASI-PA
		Total Radium Calculation	JAL	1	PASI-PA
92623277003	**YGWA-18I**	EPA 9315	RMS	1	PASI-PA
		EPA 9320	VAL	1	PASI-PA
		Total Radium Calculation	JAL	1	PASI-PA
92623277004	**GWA-2**	EPA 9315	RMS	1	PASI-PA
		EPA 9320	VAL	1	PASI-PA
		Total Radium Calculation	JAL	1	PASI-PA
92623277005	**YGWA-5I**	EPA 9315	RMS	1	PASI-PA
		EPA 9320	VAL	1	PASI-PA
		Total Radium Calculation	JAL	1	PASI-PA
92623277006	**YGWA-5D**	EPA 9315	RMS	1	PASI-PA
		EPA 9320	VAL	1	PASI-PA
		Total Radium Calculation	JAL	1	PASI-PA
92623277007	**YGWA-21I**	EPA 9315	RMS	1	PASI-PA
		EPA 9320	VAL	1	PASI-PA
		Total Radium Calculation	JAL	1	PASI-PA
92623277008	**YGWA-1D**	EPA 9315	RMS	1	PASI-PA
		EPA 9320	VAL	1	PASI-PA
		Total Radium Calculation	JAL	1	PASI-PA
92623277009	**YGWA-2I**	EPA 9315	RMS	1	PASI-PA
		EPA 9320	VAL	1	PASI-PA
		Total Radium Calculation	JAL	1	PASI-PA
92623277010	**YGWA-30I**	EPA 9315	RMS	1	PASI-PA
		EPA 9320	VAL	1	PASI-PA
		Total Radium Calculation	JAL	1	PASI-PA
92623277011	**YGWA-14S**	EPA 9315	RMS	1	PASI-PA
		EPA 9320	VAL	1	PASI-PA
		Total Radium Calculation	JAL	1	PASI-PA
92623277012	**YGWA-1I**	EPA 9315	RMS	1	PASI-PA
		EPA 9320	VAL	1	PASI-PA
		Total Radium Calculation	JAL	1	PASI-PA
92623277013	**YGWA-47**	EPA 9315	RMS	1	PASI-PA

This report shall not be reproduced, except in full,
without the written consent of Pace Analytical Services, LLC.

Pace Analytical Services, LLC
110 Technology Parkway
Peachtree Corners, GA 30092
(770)734-4200

SAMPLE ANALYTE COUNT

Project: Yates Pooled Upgradient Rads
Pace Project No.: 92623277

Lab ID	Sample ID	Method	Analysts	Analytes Reported	Laboratory
		EPA 9320	VAL	1	PASI-PA
		Total Radium Calculation	JAL	1	PASI-PA
92623277014	**YGWA-4I**	EPA 9315	RMS	1	PASI-PA
		EPA 9320	VAL	1	PASI-PA
		Total Radium Calculation	JAL	1	PASI-PA
92623277015	**YGWA-20S**	EPA 9315	RMS	1	PASI-PA
		EPA 9320	VAL	1	PASI-PA
		Total Radium Calculation	JAL	1	PASI-PA
92623277016	**YGWA-39**	EPA 9315	RMS	1	PASI-PA
		EPA 9320	VAL	1	PASI-PA
		Total Radium Calculation	JAL	1	PASI-PA
92623277017	**YGWA-40**	EPA 9315	RMS	1	PASI-PA
		EPA 9320	VAL	1	PASI-PA
		Total Radium Calculation	JAL	1	PASI-PA
92623277018	**YGWA-3I**	EPA 9315	RMS	1	PASI-PA
		EPA 9320	VAL	1	PASI-PA
		Total Radium Calculation	JAL	1	PASI-PA
92623277019	**YGWA-3D**	EPA 9315	RMS	1	PASI-PA
		EPA 9320	VAL	1	PASI-PA
		Total Radium Calculation	JAL	1	PASI-PA

PASI-PA = Pace Analytical Services - Greensburg

This report shall not be reproduced, except in full,
without the written consent of Pace Analytical Services, LLC.

Pace Analytical Services, LLC
110 Technology Parkway
Peachtree Corners, GA 30092
(770)734-4200

SUMMARY OF DETECTION

Project: Yates Pooled Upgradient Rads
Pace Project No.: 92623277

Lab Sample ID / Method	Client Sample ID / Parameters	Result	Units	Report Limit	Analyzed	Qualifiers
92623277001	**YGWA-17S**					
EPA 9315	Radium-226	0.114 ± 0.0935 (0.148) C:97% T:NA	pCi/L		09/21/22 16:06	
EPA 9320	Radium-228	0.964 ± 0.357 (0.496) C:79% T:96%	pCi/L		09/21/22 11:51	
Total Radium Calculation	Total Radium	1.08 ± 0.451 (0.644)	pCi/L		09/22/22 16:49	
92623277002	**YGWA-18S**					
EPA 9315	Radium-226	0.0688 ± 0.0906 (0.189) C:97% T:NA	pCi/L		09/21/22 19:39	
EPA 9320	Radium-228	0.542 ± 0.287 (0.493) C:82% T:95%	pCi/L		09/21/22 11:51	
Total Radium Calculation	Total Radium	0.611 ± 0.378 (0.682)	pCi/L		09/22/22 16:49	
92623277003	**YGWA-18I**					
EPA 9315	Radium-226	0.0453 ± 0.0847 (0.194) C:91% T:NA	pCi/L		09/21/22 19:39	
EPA 9320	Radium-228	0.961 ± 0.372 (0.555) C:81% T:93%	pCi/L		09/21/22 11:52	
Total Radium Calculation	Total Radium	1.01 ± 0.457 (0.749)	pCi/L		09/22/22 16:49	
92623277004	**GWA-2**					
EPA 9315	Radium-226	0.181 ± 0.124 (0.194) C:91% T:NA	pCi/L		09/21/22 19:39	
EPA 9320	Radium-228	1.34 ± 0.454 (0.623) C:83% T:89%	pCi/L		09/21/22 11:52	
Total Radium Calculation	Total Radium	1.52 ± 0.578 (0.817)	pCi/L		09/22/22 16:49	

REPORT OF LABORATORY ANALYSIS

This report shall not be reproduced, except in full,
without the written consent of Pace Analytical Services, LLC.

Pace Analytical Services, LLC
110 Technology Parkway
Peachtree Corners, GA 30092
(770)734-4200

SUMMARY OF DETECTION

Project: Yates Pooled Upgradient Rads
Pace Project No.: 92623277

Lab Sample ID / Method	Client Sample ID / Parameters	Result	Units	Report Limit	Analyzed	Qualifiers
92623277005	**YGWA-5I**					
EPA 9315	Radium-226	0.0755 ± 0.109 (0.238) C:95% T:NA	pCi/L		09/21/22 19:39	
EPA 9320	Radium-228	0.644 ± 0.326 (0.564) C:79% T:97%	pCi/L		09/21/22 11:52	
Total Radium Calculation	Total Radium	0.720 ± 0.435 (0.802)	pCi/L		09/22/22 16:49	
92623277006	**YGWA-5D**					
EPA 9315	Radium-226	3.13 ± 0.626 (0.210) C:93% T:NA	pCi/L		09/21/22 19:39	
EPA 9320	Radium-228	2.21 ± 0.587 (0.575) C:82% T:89%	pCi/L		09/21/22 11:52	
Total Radium Calculation	Total Radium	5.34 ± 1.21 (0.785)	pCi/L		09/22/22 16:49	
92623277007	**YGWA-21I**					
EPA 9315	Radium-226	0.307 ± 0.154 (0.202) C:92% T:NA	pCi/L		09/21/22 19:39	
EPA 9320	Radium-228	0.959 ± 0.367 (0.535) C:81% T:92%	pCi/L		09/21/22 11:52	
Total Radium Calculation	Total Radium	1.27 ± 0.521 (0.737)	pCi/L		09/22/22 16:49	
92623277008	**YGWA-1D**					
EPA 9315	Radium-226	0.248 ± 0.149 (0.239) C:94% T:NA	pCi/L		09/21/22 19:39	
EPA 9320	Radium-228	0.579 ± 0.293 (0.483) C:82% T:88%	pCi/L		09/21/22 11:52	
Total Radium Calculation	Total Radium	0.827 ± 0.442 (0.722)	pCi/L		09/22/22 16:49	

This report shall not be reproduced, except in full,
without the written consent of Pace Analytical Services, LLC.

Pace Analytical Services, LLC
110 Technology Parkway
Peachtree Corners, GA 30092
(770)734-4200

SUMMARY OF DETECTION

Project: Yates Pooled Upgradient Rads
Pace Project No.: 92623277

Lab Sample ID / Method	Client Sample ID / Parameters	Result	Units	Report Limit	Analyzed	Qualifiers
92623277009	**YGWA-2I**					
EPA 9315	Radium-226	0.0872 ± 0.111 (0.234) C:93% T:NA	pCi/L		09/21/22 19:39	
EPA 9320	Radium-228	0.612 ± 0.309 (0.528) C:83% T:94%	pCi/L		09/21/22 11:52	
Total Radium Calculation	Total Radium	0.699 ± 0.420 (0.762)	pCi/L		09/22/22 16:49	
92623277010	**YGWA-30I**					
EPA 9315	Radium-226	-0.0454 ± 0.0594 (0.213) C:94% T:NA	pCi/L		09/21/22 19:39	
EPA 9320	Radium-228	0.506 ± 0.326 (0.611) C:81% T:92%	pCi/L		09/21/22 15:02	
Total Radium Calculation	Total Radium	0.506 ± 0.385 (0.824)	pCi/L		09/22/22 16:49	
92623277011	**YGWA-14S**					
EPA 9315	Radium-226	0.0608 ± 0.106 (0.240) C:99% T:NA	pCi/L		09/21/22 18:12	
EPA 9320	Radium-228	0.360 ± 0.304 (0.605) C:81% T:90%	pCi/L		09/21/22 15:03	
Total Radium Calculation	Total Radium	0.421 ± 0.410 (0.845)	pCi/L		09/22/22 16:49	
92623277012	**YGWA-1I**					
EPA 9315	Radium-226	0.0430 ± 0.0679 (0.146) C:98% T:NA	pCi/L		09/21/22 18:12	
EPA 9320	Radium-228	0.447 ± 0.314 (0.593) C:78% T:94%	pCi/L		09/21/22 15:03	
Total Radium Calculation	Total Radium	0.490 ± 0.382 (0.739)	pCi/L		09/22/22 16:49	

REPORT OF LABORATORY ANALYSIS

This report shall not be reproduced, except in full,
without the written consent of Pace Analytical Services, LLC.

Pace Analytical Services, LLC
110 Technology Parkway
Peachtree Corners, GA 30092
(770)734-4200

SUMMARY OF DETECTION

Project: Yates Pooled Upgradient Rads
Pace Project No.: 92623277

Lab Sample ID / Method	Client Sample ID / Parameters	Result	Units	Report Limit	Analyzed	Qualifiers
92623277013	**YGWA-47**					
EPA 9315	Radium-226	0.367 ± 0.173 (0.233) C:98% T:NA	pCi/L		09/22/22 08:08	
EPA 9320	Radium-228	0.347 ± 0.308 (0.623) C:81% T:95%	pCi/L		09/21/22 15:03	
Total Radium Calculation	Total Radium	0.714 ± 0.481 (0.856)	pCi/L		09/22/22 16:49	
92623277014	**YGWA-4I**					
EPA 9315	Radium-226	0.625 ± 0.214 (0.185) C:97% T:NA	pCi/L		09/22/22 08:43	
EPA 9320	Radium-228	0.337 ± 0.338 (0.698) C:82% T:89%	pCi/L		09/21/22 15:03	
Total Radium Calculation	Total Radium	0.962 ± 0.552 (0.883)	pCi/L		09/22/22 16:49	
92623277015	**YGWA-20S**					
EPA 9315	Radium-226	0.126 ± 0.104 (0.183) C:96% T:NA	pCi/L		09/22/22 10:18	
EPA 9320	Radium-228	0.0579 ± 0.297 (0.681) C:81% T:91%	pCi/L		09/21/22 15:03	
Total Radium Calculation	Total Radium	0.184 ± 0.401 (0.864)	pCi/L		09/22/22 16:49	
92623277016	**YGWA-39**					
EPA 9315	Radium-226	0.642 ± 0.214 (0.200) C:97% T:NA	pCi/L		09/22/22 10:18	
EPA 9320	Radium-228	0.295 ± 0.310 (0.641) C:80% T:91%	pCi/L		09/21/22 15:03	
Total Radium Calculation	Total Radium	0.937 ± 0.524 (0.841)	pCi/L		09/22/22 16:49	

REPORT OF LABORATORY ANALYSIS

This report shall not be reproduced, except in full,
without the written consent of Pace Analytical Services, LLC.

Pace Analytical Services, LLC
110 Technology Parkway
Peachtree Corners, GA 30092
(770)734-4200

SUMMARY OF DETECTION

Project: Yates Pooled Upgradient Rads
Pace Project No.: 92623277

Lab Sample ID / Method	Client Sample ID / Parameters	Result	Units	Report Limit	Analyzed	Qualifiers
92623277017	**YGWA-40**					
EPA 9315	Radium-226	0.202 ± 0.139 (0.236) C:98% T:NA	pCi/L		09/22/22 10:18	
EPA 9320	Radium-228	0.311 ± 0.325 (0.675) C:77% T:95%	pCi/L		09/21/22 15:03	
Total Radium Calculation	Total Radium	0.513 ± 0.464 (0.911)	pCi/L		09/22/22 16:49	
92623277018	**YGWA-3I**					
EPA 9315	Radium-226	0.647 ± 0.215 (0.149) C:92% T:NA	pCi/L		09/22/22 10:19	
EPA 9320	Radium-228	0.687 ± 0.386 (0.703) C:80% T:89%	pCi/L		09/21/22 15:04	
Total Radium Calculation	Total Radium	1.33 ± 0.601 (0.852)	pCi/L		09/22/22 16:49	
92623277019	**YGWA-3D**					
EPA 9315	Radium-226	1.19 ± 0.306 (0.187) C:92% T:NA	pCi/L		09/22/22 12:51	
EPA 9320	Radium-228	0.927 ± 0.394 (0.629) C:81% T:92%	pCi/L		09/21/22 15:04	
Total Radium Calculation	Total Radium	2.12 ± 0.700 (0.816)	pCi/L		09/22/22 16:49	

This report shall not be reproduced, except in full,
without the written consent of Pace Analytical Services, LLC.

Pace Analytical Services, LLC
110 Technology Parkway
Peachtree Corners, GA 30092
(770)734-4200

ANALYTICAL RESULTS - RADIOCHEMISTRY

Project: Yates Pooled Upgradient Rads
Pace Project No.: 92623277

Sample: YGWA-17S **Lab ID: 92623277001** Collected: 08/30/22 15:40 Received: 08/31/22 11:03 Matrix: Water
PWS: Site ID: Sample Type:

Parameters	Method	Act ± Unc (MDC) Carr Trac	Units	Analyzed	CAS No.	Qual
	Pace Analytical Services - Greensburg					
Radium-226	EPA 9315	**0.114 ± 0.0935 (0.148) C:97% T:NA**	pCi/L	09/21/22 16:06	13982-63-3	
	Pace Analytical Services - Greensburg					
Radium-228	EPA 9320	**0.964 ± 0.357 (0.496) C:79% T:96%**	pCi/L	09/21/22 11:51	15262-20-1	
	Pace Analytical Services - Greensburg					
Total Radium	Total Radium Calculation	**1.08 ± 0.451 (0.644)**	pCi/L	09/22/22 16:49	7440-14-4	

REPORT OF LABORATORY ANALYSIS

This report shall not be reproduced, except in full,
without the written consent of Pace Analytical Services, LLC.

Pace Analytical Services, LLC
110 Technology Parkway
Peachtree Corners, GA 30092
(770)734-4200

ANALYTICAL RESULTS - RADIOCHEMISTRY

Project: Yates Pooled Upgradient Rads
Pace Project No.: 92623277

Sample: YGWA-18S **Lab ID: 92623277002** Collected: 08/30/22 10:10 Received: 08/31/22 11:03 Matrix: Water
PWS: Site ID: Sample Type:

Parameters	Method	Act ± Unc (MDC) Carr Trac	Units	Analyzed	CAS No.	Qual
	Pace Analytical Services - Greensburg					
Radium-226	EPA 9315	**0.0688 ± 0.0906 (0.189) C:97% T:NA**	pCi/L	09/21/22 19:39	13982-63-3	
	Pace Analytical Services - Greensburg					
Radium-228	EPA 9320	**0.542 ± 0.287 (0.493) C:82% T:95%**	pCi/L	09/21/22 11:51	15262-20-1	
	Pace Analytical Services - Greensburg					
Total Radium	Total Radium Calculation	**0.611 ± 0.378 (0.682)**	pCi/L	09/22/22 16:49	7440-14-4	

REPORT OF LABORATORY ANALYSIS

This report shall not be reproduced, except in full,
without the written consent of Pace Analytical Services, LLC.

Pace Analytical Services, LLC
110 Technology Parkway
Peachtree Corners, GA 30092
(770)734-4200

ANALYTICAL RESULTS - RADIOCHEMISTRY

Project: Yates Pooled Upgradient Rads
Pace Project No.: 92623277

Sample: YGWA-18I **Lab ID: 92623277003** Collected: 08/30/22 13:35 Received: 08/31/22 11:03 Matrix: Water
PWS: Site ID: Sample Type:

Parameters	Method	Act ± Unc (MDC) Carr Trac	Units	Analyzed	CAS No.	Qual
	Pace Analytical Services - Greensburg					
Radium-226	EPA 9315	**0.0453 ± 0.0847 (0.194) C:91% T:NA**	pCi/L	09/21/22 19:39	13982-63-3	
	Pace Analytical Services - Greensburg					
Radium-228	EPA 9320	**0.961 ± 0.372 (0.555) C:81% T:93%**	pCi/L	09/21/22 11:52	15262-20-1	
	Pace Analytical Services - Greensburg					
Total Radium	Total Radium Calculation	**1.01 ± 0.457 (0.749)**	pCi/L	09/22/22 16:49	7440-14-4	

REPORT OF LABORATORY ANALYSIS

This report shall not be reproduced, except in full,
without the written consent of Pace Analytical Services, LLC.

Pace Analytical Services, LLC
110 Technology Parkway
Peachtree Corners, GA 30092
(770)734-4200

ANALYTICAL RESULTS - RADIOCHEMISTRY

Project: Yates Pooled Upgradient Rads
Pace Project No.: 92623277

Sample: GWA-2 **Lab ID: 92623277004** Collected: 08/30/22 10:05 Received: 08/31/22 11:03 Matrix: Water
PWS: Site ID: Sample Type:

Parameters	Method	Act ± Unc (MDC) Carr Trac	Units	Analyzed	CAS No.	Qual
	Pace Analytical Services - Greensburg					
Radium-226	EPA 9315	**0.181 ± 0.124 (0.194) C:91% T:NA**	pCi/L	09/21/22 19:39	13982-63-3	
	Pace Analytical Services - Greensburg					
Radium-228	EPA 9320	**1.34 ± 0.454 (0.623) C:83% T:89%**	pCi/L	09/21/22 11:52	15262-20-1	
	Pace Analytical Services - Greensburg					
Total Radium	Total Radium Calculation	**1.52 ± 0.578 (0.817)**	pCi/L	09/22/22 16:49	7440-14-4	

REPORT OF LABORATORY ANALYSIS

This report shall not be reproduced, except in full,
without the written consent of Pace Analytical Services, LLC.

Pace Analytical Services, LLC
110 Technology Parkway
Peachtree Corners, GA 30092
(770)734-4200

ANALYTICAL RESULTS - RADIOCHEMISTRY

Project: Yates Pooled Upgradient Rads
Pace Project No.: 92623277

Sample: YGWA-5I **Lab ID: 92623277005** Collected: 08/30/22 10:52 Received: 08/31/22 11:03 Matrix: Water
PWS: Site ID: Sample Type:

Parameters	Method	Act ± Unc (MDC) Carr Trac	Units	Analyzed	CAS No.	Qual
	Pace Analytical Services - Greensburg					
Radium-226	EPA 9315	**0.0755 ± 0.109 (0.238) C:95% T:NA**	pCi/L	09/21/22 19:39	13982-63-3	
	Pace Analytical Services - Greensburg					
Radium-228	EPA 9320	**0.644 ± 0.326 (0.564) C:79% T:97%**	pCi/L	09/21/22 11:52	15262-20-1	
	Pace Analytical Services - Greensburg					
Total Radium	Total Radium Calculation	**0.720 ± 0.435 (0.802)**	pCi/L	09/22/22 16:49	7440-14-4	

REPORT OF LABORATORY ANALYSIS

This report shall not be reproduced, except in full,
without the written consent of Pace Analytical Services, LLC.

Pace Analytical Services, LLC
110 Technology Parkway
Peachtree Corners, GA 30092
(770)734-4200

ANALYTICAL RESULTS - RADIOCHEMISTRY

Project: Yates Pooled Upgradient Rads
Pace Project No.: 92623277

Sample: YGWA-5D **Lab ID: 92623277006** Collected: 08/30/22 12:05 Received: 08/31/22 11:03 Matrix: Water
PWS: Site ID: Sample Type:

Parameters	Method	Act ± Unc (MDC) Carr Trac	Units	Analyzed	CAS No.	Qual
	Pace Analytical Services - Greensburg					
Radium-226	EPA 9315	**3.13 ± 0.626 (0.210) C:93% T:NA**	pCi/L	09/21/22 19:39	13982-63-3	
	Pace Analytical Services - Greensburg					
Radium-228	EPA 9320	**2.21 ± 0.587 (0.575) C:82% T:89%**	pCi/L	09/21/22 11:52	15262-20-1	
	Pace Analytical Services - Greensburg					
Total Radium	Total Radium Calculation	**5.34 ± 1.21 (0.785)**	pCi/L	09/22/22 16:49	7440-14-4	

REPORT OF LABORATORY ANALYSIS

This report shall not be reproduced, except in full,
without the written consent of Pace Analytical Services, LLC.

Pace Analytical Services, LLC
110 Technology Parkway
Peachtree Corners, GA 30092
(770)734-4200

ANALYTICAL RESULTS - RADIOCHEMISTRY

Project: Yates Pooled Upgradient Rads
Pace Project No.: 92623277

Sample: YGWA-21I **Lab ID: 92623277007** Collected: 08/30/22 14:30 Received: 08/31/22 11:03 Matrix: Water
PWS: Site ID: Sample Type:

Parameters	Method	Act ± Unc (MDC) Carr Trac	Units	Analyzed	CAS No.	Qual
	Pace Analytical Services - Greensburg					
Radium-226	EPA 9315	**0.307 ± 0.154 (0.202) C:92% T:NA**	pCi/L	09/21/22 19:39	13982-63-3	
	Pace Analytical Services - Greensburg					
Radium-228	EPA 9320	**0.959 ± 0.367 (0.535) C:81% T:92%**	pCi/L	09/21/22 11:52	15262-20-1	
	Pace Analytical Services - Greensburg					
Total Radium	Total Radium Calculation	**1.27 ± 0.521 (0.737)**	pCi/L	09/22/22 16:49	7440-14-4	

REPORT OF LABORATORY ANALYSIS

This report shall not be reproduced, except in full,
without the written consent of Pace Analytical Services, LLC.

Pace Analytical Services, LLC
110 Technology Parkway
Peachtree Corners, GA 30092
(770)734-4200

ANALYTICAL RESULTS - RADIOCHEMISTRY

Project: Yates Pooled Upgradient Rads
Pace Project No.: 92623277

Sample: YGWA-1D **Lab ID: 92623277008** Collected: 08/30/22 13:50 Received: 08/31/22 11:03 Matrix: Water
PWS: Site ID: Sample Type:

Parameters	Method	Act ± Unc (MDC) Carr Trac	Units	Analyzed	CAS No.	Qual
	Pace Analytical Services - Greensburg					
Radium-226	EPA 9315	**0.248 ± 0.149 (0.239) C:94% T:NA**	pCi/L	09/21/22 19:39	13982-63-3	
	Pace Analytical Services - Greensburg					
Radium-228	EPA 9320	**0.579 ± 0.293 (0.483) C:82% T:88%**	pCi/L	09/21/22 11:52	15262-20-1	
	Pace Analytical Services - Greensburg					
Total Radium	Total Radium Calculation	**0.827 ± 0.442 (0.722)**	pCi/L	09/22/22 16:49	7440-14-4	

REPORT OF LABORATORY ANALYSIS

This report shall not be reproduced, except in full,
without the written consent of Pace Analytical Services, LLC.

Pace Analytical Services, LLC
110 Technology Parkway
Peachtree Corners, GA 30092
(770)734-4200

ANALYTICAL RESULTS - RADIOCHEMISTRY

Project: Yates Pooled Upgradient Rads
Pace Project No.: 92623277

Sample: YGWA-2I **Lab ID: 92623277009** Collected: 08/30/22 10:00 Received: 08/31/22 11:03 Matrix: Water
PWS: Site ID: Sample Type:

Parameters	Method	Act ± Unc (MDC) Carr Trac	Units	Analyzed	CAS No.	Qual
	Pace Analytical Services - Greensburg					
Radium-226	EPA 9315	**0.0872 ± 0.111 (0.234) C:93% T:NA**	pCi/L	09/21/22 19:39	13982-63-3	
	Pace Analytical Services - Greensburg					
Radium-228	EPA 9320	**0.612 ± 0.309 (0.528) C:83% T:94%**	pCi/L	09/21/22 11:52	15262-20-1	
	Pace Analytical Services - Greensburg					
Total Radium	Total Radium Calculation	**0.699 ± 0.420 (0.762)**	pCi/L	09/22/22 16:49	7440-14-4	

REPORT OF LABORATORY ANALYSIS

This report shall not be reproduced, except in full,
without the written consent of Pace Analytical Services, LLC.

Pace Analytical Services, LLC
110 Technology Parkway
Peachtree Corners, GA 30092
(770)734-4200

ANALYTICAL RESULTS - RADIOCHEMISTRY

Project: Yates Pooled Upgradient Rads
Pace Project No.: 92623277

Sample: YGWA-30I **Lab ID: 92623277010** Collected: 08/31/22 11:30 Received: 09/01/22 09:05 Matrix: Water
PWS: Site ID: Sample Type:

Parameters	Method	Act ± Unc (MDC) Carr Trac	Units	Analyzed	CAS No.	Qual
	Pace Analytical Services - Greensburg					
Radium-226	EPA 9315	**-0.0454 ± 0.0594 (0.213) C:94% T:NA**	pCi/L	09/21/22 19:39	13982-63-3	
	Pace Analytical Services - Greensburg					
Radium-228	EPA 9320	**0.506 ± 0.326 (0.611) C:81% T:92%**	pCi/L	09/21/22 15:02	15262-20-1	
	Pace Analytical Services - Greensburg					
Total Radium	Total Radium Calculation	**0.506 ± 0.385 (0.824)**	pCi/L	09/22/22 16:49	7440-14-4	

REPORT OF LABORATORY ANALYSIS

This report shall not be reproduced, except in full,
without the written consent of Pace Analytical Services, LLC.

Pace Analytical Services, LLC
110 Technology Parkway
Peachtree Corners, GA 30092
(770)734-4200

ANALYTICAL RESULTS - RADIOCHEMISTRY

Project: Yates Pooled Upgradient Rads
Pace Project No.: 92623277

Sample: YGWA-14S **Lab ID: 92623277011** Collected: 08/31/22 14:15 Received: 09/01/22 09:05 Matrix: Water
PWS: Site ID: Sample Type:

Parameters	Method	Act ± Unc (MDC) Carr Trac	Units	Analyzed	CAS No.	Qual
	Pace Analytical Services - Greensburg					
Radium-226	EPA 9315	**0.0608 ± 0.106 (0.240) C:99% T:NA**	pCi/L	09/21/22 18:12	13982-63-3	
	Pace Analytical Services - Greensburg					
Radium-228	EPA 9320	**0.360 ± 0.304 (0.605) C:81% T:90%**	pCi/L	09/21/22 15:03	15262-20-1	
	Pace Analytical Services - Greensburg					
Total Radium	Total Radium Calculation	**0.421 ± 0.410 (0.845)**	pCi/L	09/22/22 16:49	7440-14-4	

REPORT OF LABORATORY ANALYSIS

This report shall not be reproduced, except in full,
without the written consent of Pace Analytical Services, LLC.

Pace Analytical Services, LLC
110 Technology Parkway
Peachtree Corners, GA 30092
(770)734-4200

ANALYTICAL RESULTS - RADIOCHEMISTRY

Project: Yates Pooled Upgradient Rads
Pace Project No.: 92623277

Sample: YGWA-1I **Lab ID: 92623277012** Collected: 08/31/22 09:10 Received: 09/01/22 09:05 Matrix: Water
PWS: Site ID: Sample Type:

Parameters	Method	Act ± Unc (MDC) Carr Trac	Units	Analyzed	CAS No.	Qual
	Pace Analytical Services - Greensburg					
Radium-226	EPA 9315	**0.0430 ± 0.0679 (0.146) C:98% T:NA**	pCi/L	09/21/22 18:12	13982-63-3	
	Pace Analytical Services - Greensburg					
Radium-228	EPA 9320	**0.447 ± 0.314 (0.593) C:78% T:94%**	pCi/L	09/21/22 15:03	15262-20-1	
	Pace Analytical Services - Greensburg					
Total Radium	Total Radium Calculation	**0.490 ± 0.382 (0.739)**	pCi/L	09/22/22 16:49	7440-14-4	

REPORT OF LABORATORY ANALYSIS

This report shall not be reproduced, except in full,
without the written consent of Pace Analytical Services, LLC.

Pace Analytical Services, LLC
110 Technology Parkway
Peachtree Corners, GA 30092
(770)734-4200

ANALYTICAL RESULTS - RADIOCHEMISTRY

Project: Yates Pooled Upgradient Rads
Pace Project No.: 92623277

Sample: YGWA-47 **Lab ID: 92623277013** Collected: 08/31/22 09:15 Received: 09/01/22 09:05 Matrix: Water
PWS: Site ID: Sample Type:

Parameters	Method	Act ± Unc (MDC) Carr Trac	Units	Analyzed	CAS No.	Qual
	Pace Analytical Services - Greensburg					
Radium-226	EPA 9315	**0.367 ± 0.173 (0.233) C:98% T:NA**	pCi/L	09/22/22 08:08	13982-63-3	
	Pace Analytical Services - Greensburg					
Radium-228	EPA 9320	**0.347 ± 0.308 (0.623) C:81% T:95%**	pCi/L	09/21/22 15:03	15262-20-1	
	Pace Analytical Services - Greensburg					
Total Radium	Total Radium Calculation	**0.714 ± 0.481 (0.856)**	pCi/L	09/22/22 16:49	7440-14-4	

REPORT OF LABORATORY ANALYSIS

This report shall not be reproduced, except in full,
without the written consent of Pace Analytical Services, LLC.

Pace Analytical Services, LLC
110 Technology Parkway
Peachtree Corners, GA 30092
(770)734-4200

ANALYTICAL RESULTS - RADIOCHEMISTRY

Project: Yates Pooled Upgradient Rads
Pace Project No.: 92623277

Sample: YGWA-4I **Lab ID: 92623277014** Collected: 08/31/22 15:37 Received: 09/01/22 09:05 Matrix: Water
PWS: Site ID: Sample Type:

Parameters	Method	Act ± Unc (MDC) Carr Trac	Units	Analyzed	CAS No.	Qual
	Pace Analytical Services - Greensburg					
Radium-226	EPA 9315	**0.625 ± 0.214 (0.185) C:97% T:NA**	pCi/L	09/22/22 08:43	13982-63-3	
	Pace Analytical Services - Greensburg					
Radium-228	EPA 9320	**0.337 ± 0.338 (0.698) C:82% T:89%**	pCi/L	09/21/22 15:03	15262-20-1	
	Pace Analytical Services - Greensburg					
Total Radium	Total Radium Calculation	**0.962 ± 0.552 (0.883)**	pCi/L	09/22/22 16:49	7440-14-4	

REPORT OF LABORATORY ANALYSIS

This report shall not be reproduced, except in full,
without the written consent of Pace Analytical Services, LLC.

Pace Analytical Services, LLC
110 Technology Parkway
Peachtree Corners, GA 30092
(770)734-4200

ANALYTICAL RESULTS - RADIOCHEMISTRY

Project: Yates Pooled Upgradient Rads
Pace Project No.: 92623277

Sample: YGWA-20S **Lab ID: 92623277015** Collected: 08/31/22 12:57 Received: 09/01/22 09:05 Matrix: Water
PWS: Site ID: Sample Type:

Parameters	Method	Act ± Unc (MDC) Carr Trac	Units	Analyzed	CAS No.	Qual
	Pace Analytical Services - Greensburg					
Radium-226	EPA 9315	**0.126 ± 0.104 (0.183) C:96% T:NA**	pCi/L	09/22/22 10:18	13982-63-3	
	Pace Analytical Services - Greensburg					
Radium-228	EPA 9320	**0.0579 ± 0.297 (0.681) C:81% T:91%**	pCi/L	09/21/22 15:03	15262-20-1	
	Pace Analytical Services - Greensburg					
Total Radium	Total Radium Calculation	**0.184 ± 0.401 (0.864)**	pCi/L	09/22/22 16:49	7440-14-4	

REPORT OF LABORATORY ANALYSIS

This report shall not be reproduced, except in full,
without the written consent of Pace Analytical Services, LLC.

Pace Analytical Services, LLC
110 Technology Parkway
Peachtree Corners, GA 30092
(770)734-4200

ANALYTICAL RESULTS - RADIOCHEMISTRY

Project: Yates Pooled Upgradient Rads
Pace Project No.: 92623277

Sample: YGWA-39 **Lab ID: 92623277016** Collected: 08/31/22 13:50 Received: 09/01/22 09:05 Matrix: Water
PWS: Site ID: Sample Type:

Parameters	Method	Act ± Unc (MDC) Carr Trac	Units	Analyzed	CAS No.	Qual
	Pace Analytical Services - Greensburg					
Radium-226	EPA 9315	**0.642 ± 0.214 (0.200) C:97% T:NA**	pCi/L	09/22/22 10:18	13982-63-3	
	Pace Analytical Services - Greensburg					
Radium-228	EPA 9320	**0.295 ± 0.310 (0.641) C:80% T:91%**	pCi/L	09/21/22 15:03	15262-20-1	
	Pace Analytical Services - Greensburg					
Total Radium	Total Radium Calculation	**0.937 ± 0.524 (0.841)**	pCi/L	09/22/22 16:49	7440-14-4	

REPORT OF LABORATORY ANALYSIS

This report shall not be reproduced, except in full,
without the written consent of Pace Analytical Services, LLC.

Pace Analytical Services, LLC
110 Technology Parkway
Peachtree Corners, GA 30092
(770)734-4200

ANALYTICAL RESULTS - RADIOCHEMISTRY

Project: Yates Pooled Upgradient Rads
Pace Project No.: 92623277

Sample: YGWA-40 **Lab ID: 92623277017** Collected: 08/31/22 16:40 Received: 09/01/22 09:05 Matrix: Water
PWS: Site ID: Sample Type:

Parameters	Method	Act ± Unc (MDC) Carr Trac	Units	Analyzed	CAS No.	Qual
	Pace Analytical Services - Greensburg					
Radium-226	EPA 9315	**0.202 ± 0.139 (0.236) C:98% T:NA**	pCi/L	09/22/22 10:18	13982-63-3	
	Pace Analytical Services - Greensburg					
Radium-228	EPA 9320	**0.311 ± 0.325 (0.675) C:77% T:95%**	pCi/L	09/21/22 15:03	15262-20-1	
	Pace Analytical Services - Greensburg					
Total Radium	Total Radium Calculation	**0.513 ± 0.464 (0.911)**	pCi/L	09/22/22 16:49	7440-14-4	

REPORT OF LABORATORY ANALYSIS

This report shall not be reproduced, except in full,
without the written consent of Pace Analytical Services, LLC.

Pace Analytical Services, LLC
110 Technology Parkway
Peachtree Corners, GA 30092
(770)734-4200

ANALYTICAL RESULTS - RADIOCHEMISTRY

Project: Yates Pooled Upgradient Rads
Pace Project No.: 92623277

Sample: YGWA-3I **Lab ID: 92623277018** Collected: 08/31/22 10:54 Received: 09/01/22 09:05 Matrix: Water
PWS: Site ID: Sample Type:

Parameters	Method	Act ± Unc (MDC) Carr Trac	Units	Analyzed	CAS No.	Qual
	Pace Analytical Services - Greensburg					
Radium-226	EPA 9315	**0.647 ± 0.215 (0.149) C:92% T:NA**	pCi/L	09/22/22 10:19	13982-63-3	
	Pace Analytical Services - Greensburg					
Radium-228	EPA 9320	**0.687 ± 0.386 (0.703) C:80% T:89%**	pCi/L	09/21/22 15:04	15262-20-1	
	Pace Analytical Services - Greensburg					
Total Radium	Total Radium Calculation	**1.33 ± 0.601 (0.852)**	pCi/L	09/22/22 16:49	7440-14-4	

REPORT OF LABORATORY ANALYSIS

This report shall not be reproduced, except in full,
without the written consent of Pace Analytical Services, LLC.

Pace Analytical Services, LLC
110 Technology Parkway
Peachtree Corners, GA 30092
(770)734-4200

ANALYTICAL RESULTS - RADIOCHEMISTRY

Project: Yates Pooled Upgradient Rads
Pace Project No.: 92623277

Sample: YGWA-3D **Lab ID: 92623277019** Collected: 08/31/22 09:30 Received: 09/01/22 09:05 Matrix: Water
PWS: Site ID: Sample Type:

Parameters	Method	Act ± Unc (MDC) Carr Trac	Units	Analyzed	CAS No.	Qual
	Pace Analytical Services - Greensburg					
Radium-226	EPA 9315	**1.19 ± 0.306 (0.187) C:92% T:NA**	pCi/L	09/22/22 12:51	13982-63-3	
	Pace Analytical Services - Greensburg					
Radium-228	EPA 9320	**0.927 ± 0.394 (0.629) C:81% T:92%**	pCi/L	09/21/22 15:04	15262-20-1	
	Pace Analytical Services - Greensburg					
Total Radium	Total Radium Calculation	**2.12 ± 0.700 (0.816)**	pCi/L	09/22/22 16:49	7440-14-4	

REPORT OF LABORATORY ANALYSIS

This report shall not be reproduced, except in full,
without the written consent of Pace Analytical Services, LLC.

Pace Analytical Services, LLC
110 Technology Parkway
Peachtree Corners, GA 30092
(770)734-4200

QUALITY CONTROL - RADIOCHEMISTRY

Project: Yates Pooled Upgradient Rads
Pace Project No.: 92623277

QC Batch: 530872
QC Batch Method: EPA 9315
Analysis Method: EPA 9315
Analysis Description: 9315 Total Radium
Laboratory: Pace Analytical Services - Greensburg
Associated Lab Samples: 92623277001, 92623277002, 92623277003, 92623277004, 92623277005, 92623277006, 92623277007, 92623277008, 92623277009, 92623277010, 92623277011, 92623277012, 92623277013, 92623277014, 92623277015, 92623277016, 92623277017, 92623277018, 92623277019

METHOD BLANK: 2574649
Matrix: Water
Associated Lab Samples: 92623277001, 92623277002, 92623277003, 92623277004, 92623277005, 92623277006, 92623277007, 92623277008, 92623277009, 92623277010, 92623277011, 92623277012, 92623277013, 92623277014, 92623277015, 92623277016, 92623277017, 92623277018, 92623277019

Parameter	Act ± Unc (MDC) Carr Trac	Units	Analyzed	Qualifiers
Radium-226	0.0321 ± 0.0991 (0.243) C:97% T:NA	pCi/L	09/21/22 16:07	

Results presented on this page are in the units indicated by the "Units" column except where an alternate unit is presented to the right of the result.

REPORT OF LABORATORY ANALYSIS

This report shall not be reproduced, except in full,
without the written consent of Pace Analytical Services, LLC.

Pace Analytical Services, LLC
110 Technology Parkway
Peachtree Corners, GA 30092
(770)734-4200

QUALITY CONTROL - RADIOCHEMISTRY

Project: Yates Pooled Upgradient Rads
Pace Project No.: 92623277

QC Batch: 530871 Analysis Method: EPA 9320
QC Batch Method: EPA 9320 Analysis Description: 9320 Radium 228
Laboratory: Pace Analytical Services - Greensburg

Associated Lab Samples: 92623277001, 92623277002, 92623277003, 92623277004, 92623277005, 92623277006, 92623277007, 92623277008, 92623277009, 92623277010, 92623277011, 92623277012, 92623277013, 92623277014, 92623277015, 92623277016, 92623277017, 92623277018, 92623277019

METHOD BLANK: 2574648 Matrix: Water

Associated Lab Samples: 92623277001, 92623277002, 92623277003, 92623277004, 92623277005, 92623277006, 92623277007, 92623277008, 92623277009, 92623277010, 92623277011, 92623277012, 92623277013, 92623277014, 92623277015, 92623277016, 92623277017, 92623277018, 92623277019

Parameter	Act ± Unc (MDC) Carr Trac	Units	Analyzed	Qualifiers
Radium-228	0.757 ± 0.340 (0.552) C:80% T:96%	pCi/L	09/21/22 11:51	

Results presented on this page are in the units indicated by the "Units" column except where an alternate unit is presented to the right of the result.

REPORT OF LABORATORY ANALYSIS

This report shall not be reproduced, except in full,
without the written consent of Pace Analytical Services, LLC.

Pace Analytical Services, LLC
110 Technology Parkway
Peachtree Corners, GA 30092
(770)734-4200

QUALIFIERS

Project: Yates Pooled Upgradient Rads
Pace Project No.: 92623277

DEFINITIONS

DF - Dilution Factor, if reported, represents the factor applied to the reported data due to dilution of the sample aliquot.

ND - Not Detected at or above adjusted reporting limit.

TNTC - Too Numerous To Count

J - Estimated concentration above the adjusted method detection limit and below the adjusted reporting limit.

MDL - Adjusted Method Detection Limit.

PQL - Practical Quantitation Limit.

RL - Reporting Limit - The lowest concentration value that meets project requirements for quantitative data with known precision and bias for a specific analyte in a specific matrix.

S - Surrogate

1,2-Diphenylhydrazine decomposes to and cannot be separated from Azobenzene using Method 8270. The result for each analyte is a combined concentration.

Consistent with EPA guidelines, unrounded data are displayed and have been used to calculate % recovery and RPD values.

LCS(D) - Laboratory Control Sample (Duplicate)

MS(D) - Matrix Spike (Duplicate)

DUP - Sample Duplicate

RPD - Relative Percent Difference

NC - Not Calculable.

SG - Silica Gel - Clean-Up

U - Indicates the compound was analyzed for, but not detected.

Acid preservation may not be appropriate for 2 Chloroethylvinyl ether.

A separate vial preserved to a pH of 4-5 is recommended in SW846 Chapter 4 for the analysis of Acrolein and Acrylonitrile by EPA Method 8260.

N-Nitrosodiphenylamine decomposes and cannot be separated from Diphenylamine using Method 8270. The result reported for each analyte is a combined concentration.

Reported results are not rounded until the final step prior to reporting. Therefore, calculated parameters that are typically reported as "Total" may vary slightly from the sum of the reported component parameters.

Act - Activity

Unc - Uncertainty: SDWA = 1.96 sigma count uncertainty, all other matrices = Expanded Uncertainty (95% confidence interval). Gamma Spec = Expanded Uncertainty (95.4% Confidence Interval)

(MDC) - Minimum Detectable Concentration

Trac - Tracer Recovery (%)

Carr - Carrier Recovery (%)

Pace Analytical is TNI accredited. Contact your Pace PM for the current list of accredited analytes.

TNI - The NELAC Institute.

This report shall not be reproduced, except in full,
without the written consent of Pace Analytical Services, LLC.

Pace Analytical Services, LLC
110 Technology Parkway
Peachtree Corners, GA 30092
(770)734-4200

QUALITY CONTROL DATA CROSS REFERENCE TABLE

Project: Yates Pooled Upgradient Rads
Pace Project No.: 92623277

Lab ID	Sample ID	QC Batch Method	QC Batch	Analytical Method	Analytical Batch
92623277001	**YGWA-17S**	EPA 9315	530872		
92623277002	**YGWA-18S**	EPA 9315	530872		
92623277003	**YGWA-18I**	EPA 9315	530872		
92623277004	**GWA-2**	EPA 9315	530872		
92623277005	**YGWA-5I**	EPA 9315	530872		
92623277006	**YGWA-5D**	EPA 9315	530872		
92623277007	**YGWA-21I**	EPA 9315	530872		
92623277008	**YGWA-1D**	EPA 9315	530872		
92623277009	**YGWA-2I**	EPA 9315	530872		
92623277010	**YGWA-30I**	EPA 9315	530872		
92623277011	**YGWA-14S**	EPA 9315	530872		
92623277012	**YGWA-1I**	EPA 9315	530872		
92623277013	**YGWA-47**	EPA 9315	530872		
92623277014	**YGWA-4I**	EPA 9315	530872		
92623277015	**YGWA-20S**	EPA 9315	530872		
92623277016	**YGWA-39**	EPA 9315	530872		
92623277017	**YGWA-40**	EPA 9315	530872		
92623277018	**YGWA-3I**	EPA 9315	530872		
92623277019	**YGWA-3D**	EPA 9315	530872		
92623277001	**YGWA-17S**	EPA 9320	530871		
92623277002	**YGWA-18S**	EPA 9320	530871		
92623277003	**YGWA-18I**	EPA 9320	530871		
92623277004	**GWA-2**	EPA 9320	530871		
92623277005	**YGWA-5I**	EPA 9320	530871		
92623277006	**YGWA-5D**	EPA 9320	530871		
92623277007	**YGWA-21I**	EPA 9320	530871		
92623277008	**YGWA-1D**	EPA 9320	530871		
92623277009	**YGWA-2I**	EPA 9320	530871		
92623277010	**YGWA-30I**	EPA 9320	530871		
92623277011	**YGWA-14S**	EPA 9320	530871		
92623277012	**YGWA-1I**	EPA 9320	530871		
92623277013	**YGWA-47**	EPA 9320	530871		
92623277014	**YGWA-4I**	EPA 9320	530871		
92623277015	**YGWA-20S**	EPA 9320	530871		
92623277016	**YGWA-39**	EPA 9320	530871		
92623277017	**YGWA-40**	EPA 9320	530871		
92623277018	**YGWA-3I**	EPA 9320	530871		
92623277019	**YGWA-3D**	EPA 9320	530871		
92623277001	**YGWA-17S**	Total Radium Calculation	534811		
92623277002	**YGWA-18S**	Total Radium Calculation	534811		
92623277003	**YGWA-18I**	Total Radium Calculation	534811		
92623277004	**GWA-2**	Total Radium Calculation	534811		
92623277005	**YGWA-5I**	Total Radium Calculation	534811		
92623277006	**YGWA-5D**	Total Radium Calculation	534811		
92623277007	**YGWA-21I**	Total Radium Calculation	534811		
92623277008	**YGWA-1D**	Total Radium Calculation	534811		
92623277009	**YGWA-2I**	Total Radium Calculation	534811		
92623277010	**YGWA-30I**	Total Radium Calculation	534811		

REPORT OF LABORATORY ANALYSIS

This report shall not be reproduced, except in full,
without the written consent of Pace Analytical Services, LLC.

Pace Analytical Services, LLC
110 Technology Parkway
Peachtree Corners, GA 30092
(770)734-4200

QUALITY CONTROL DATA CROSS REFERENCE TABLE

Project: Yates Pooled Upgradient Rads
Pace Project No.: 92623277

Lab ID	Sample ID	QC Batch Method	QC Batch	Analytical Method	Analytical Batch
92623277011	**YGWA-14S**	Total Radium Calculation	534811		
92623277012	**YGWA-1I**	Total Radium Calculation	534811		
92623277013	**YGWA-47**	Total Radium Calculation	534811		
92623277014	**YGWA-4I**	Total Radium Calculation	534811		
92623277015	**YGWA-20S**	Total Radium Calculation	534811		
92623277016	**YGWA-39**	Total Radium Calculation	534811		
92623277017	**YGWA-40**	Total Radium Calculation	534811		
92623277018	**YGWA-3I**	Total Radium Calculation	534811		
92623277019	**YGWA-3D**	Total Radium Calculation	534811		

This report shall not be reproduced, except in full,
without the written consent of Pace Analytical Services, LLC.

Pace

DC#_Title: ENV-FRM-HUN1-0083 v01_Sample Condition Upon Receipt

Effective Date: 05/12/2022

Laboratory receiving samples:

Asheville ☐ Eden ☐ Greenwood ☐ Huntersville ☐ Raleigh ☐ Mechanicsville ☐ Atlanta ☑ Kernersville ☐

Sample Condition Upon Receipt

Client Name: Ga Power

Project:

WO# : 92623277

92623277

Courier: ☐ Commercial ☑ FedEx ☐ UPS ☐ USPS ☐ Other: ☐ Client ☑ Pace

Custody Seal Present? ☐ Yes ☑ No **Seals Intact?** ☐ Yes ☐ No

Date/Initials Person Examining Contents: 8/31/22 JM

Packing Material: ☐ Bubble Wrap ☐ Bubble Bags ☑ None ☑ Other

Biological Tissue Frozen? ☐ Yes ☐ No ☑ N/A

Thermometer: ☐ IR Gun ID: 214

Type of Ice: ☑ Wet ☐ Blue ☐ None

Cooler Temp: 1.9 **Correction Factor:** Add/Subtract (°C) 0.0

Cooler Temp Corrected (°C): 1.9

Temp should be above freezing to 6°C

☐ Samples out of temp criteria. Samples on ice, cooling process has begun

USDA Regulated Soil (☐ N/A, water sample)

Did samples originate in a quarantine zone within the United States: CA, NY, or SC (check maps)? ☐ Yes ☐ No

Did samples originate from a foreign source (internationally, including Hawaii and Puerto Rico)? ☐ Yes ☐ No

				Comments/Discrepancy:
Chain of Custody Present?	☑ Yes	☐ No	☐ N/A	1
Samples Arrived within Hold Time?	☑ Yes	☐ No	☐ N/A	2.
Short Hold Time Analysis (<72 hr.)?	☐ Yes	☑ No	☐ N/A	3.
Rush Turn Around Time Requested?	☐ Yes	☑ No	☐ N/A	4.
Sufficient Volume?	☑ Yes	☐ No	☐ N/A	5
Correct Containers Used?	☑ Yes	☐ No	☐ N/A	6.
-Pace Containers Used?	☑ Yes	☐ No	☐ N/A	
Containers Intact?	☑ Yes	☐ No	☐ N/A	7.
Dissolved analysis: Samples Field Filtered?	☐ Yes	☐ No	☑ N/A	8
Sample Labels Match COC?	☑ Yes	☐ No	☐ N/A	9
-Includes Date/Time/ID/Analysis Matrix: WG				
Headspace in VOA Vials (>5-6mm)?	☐ Yes	☐ No	☑ N/A	10
Trip Blank Present?	☐ Yes	☐ No	☑ N/A	11
Trip Blank Custody Seals Present?	☐ Yes	☐ No	☑ N/A	

COMMENTS/SAMPLE DISCREPANCY

Field Data Required? ☐ Yes ☐ No

CLIENT NOTIFICATION/RESOLUTION

Lot ID of split containers:

pH Strip Lot# 1004611

Person contacted: _____ Date/Time: _____

Project Manager SCURF Review: _____ **Date:** _____

Project Manager SRF Review: _____ **Date:** _____

Qualtrax ID: 69614

*Check mark top half of box if pH and/or dechlorination is verified and within the acceptance range for preservation samples.

Exceptions: VOA, Coliform, TOC, Oil and Grease, DRO/8015 (water) DOC, LLHg

**Bottom half of box is to list number of bottles

***Check all unpreserved Nitrates for chlorine

Project **WO# : 92623277**

PM: NMG Due Date: 09/22/22

CLIENT: GA-GA Power

Item#	BP4U-125 mL Plastic Unpreserved (N/A) (Cl-)	BP3U-250 mL Plastic Unpreserved (N/A)	BP2U-500 mL Plastic Unpreserved (N/A)	BP1U-1 liter Plastic Unpreserved (N/A)	BP4S-125 mL Plastic H2SO4 (pH < 2) (Cl-)	BP3N-250 mL plastic HNO3 (pH < 2)	BP4Z-125 mL Plastic ZN Acetate & NaOH (>9)	BP4B-125 mL Plastic NaOH (pH > 12) (Cl-)	WGFU-Wide-mouthed Glass jar Unpreserved	AG1U-1 liter Amber Unpreserved (N/A) (Cl-)	AG1H-1 liter Amber HCl (pH < 2)	AG3U-250 mL Amber Unpreserved (N/A) (Cl-)	AG1S-1 liter Amber H2SO4 (pH < 2)	AG3S-250 mL Amber H2SO4 (pH < 2)	DG9H-40 mL Amber NH4Cl (N/A)(Cl-)	DG9H-40 mL VOA HC (N/A)	VG9T-40 mL VOA Na2S2O3 (N/A)	VG9U-40 mL VOA Unpreserved (N/A)	DG9V-40 mL VOA H3PO4 (N/A)	DG9S-40 mL VOA H2SO4 (N/A)	V/GK (3 vials per kit)-VPH/Gas kit (N/A)	SP5T-125 mL Sterile Plastic (N/A – lab)	SP2T-250 mL Sterile Plastic (N/A – lab)	BP3N	BP3R-250 mL Plastic (NH4)2SO4 (9.3-9.7)	AG0U-100 mL Amber Unpreserved (N/A) (Cl-)	VSGU-20 mL Scintillation vials (N/A)	DG9U-40 mL Amber Unpreserved vials (N/A)
1		1	1			1																			2				
2		1	1			1																			2				
3		1	1			1																			2				
4		1	1			1																			2				
5		1	1			1																			2				
6		1	1			1																			2				
7		1	1			1																			2				
8		1	1			1																			2				
9		1	1			1																			2				
10																													
11																													
12																													

pH Adjustment Log for Preserved Samples

Sample ID	Type of Preservative	pH upon receipt	Date preservation adjusted	Time preservation adjusted	Amount of Preservative added	Lot #

Note: Whenever there is a discrepancy affecting North Carolina compliance samples, a copy of this form will be sent to the North Carolina DENR Certification Office (i.e. Out of hold, incorrect preservative, out of temp, incorrect containers

WO# : 92623277

PM: NMG Due Date: 09/22/22

CLIENT: GA-GA Power

~~*Check mark top half of box if pH and/or dechlorination is verified and~~ Project #

within the acceptance range for preservation samples.

Exceptions: VOA, Coliform, TOC, Oil and Grease, DRO/8015 (water) DOC, LLHg

**Bottom half of box is to list number of bottles

***Check all unpreserved Nitrates for chlorine

Item#	BP4U-125 mL Plastic Unpreserved (N/A) (Cl-)	BP3U-250 mL Plastic Unpreserved (N/A)	BP2U-500 mL Plastic Unpreserved (N/A)	BP1U-1 liter Plastic Unpreserved (N/A)	BP4S-125 mL Plastic H2SO4 (pH < 2) (Cl-)	BP3N-250 mL plastic HNO3 (pH < 2)	BP4Z-125 mL Plastic ZN Acetate & NaOH (>9)	BP4B-125 mL Plastic NaOH (pH > 12) (Cl-)	WGFU-Wide-mouthed Glass jar Unpreserved	AG1U-1 liter Amber Unpreserved (N/A) (Cl-)	AG1H-1 liter Amber HCl (pH < 2)	AG3U-250 mL Amber Unpreserved (N/A) (Cl-)	AG1S-1 liter Amber H2SO4 (pH < 2)	AG3S-250 mL Amber H2SO4 (pH < 2)	DG9H-40 mL VOA HCl (N/A)	VG9T-40 mL VOA Na2S2O3 (N/A)	VG9U-40 mL VOA Unpreserved (N/A)	DG9V-40 mL VOA H3PO4 (N/A)	DG9S-40 mL VOA H2SO4 (N/A)	V/GK (3 vials per kit)-VPH/Gas kit (N/A	SP5T-125 mL Sterile Plastic (N/A - lab)	SP2T-250 mL Sterile Plastic (N/A - Lab)	BP3R-250 mL Plastic (NH2)2SO4 (9.3-9.7)	AG0U-100 mL Amber Unpreserved (N/A) (Cl-)	VSGU-20 mL Scintillation vials (N/A)	DG9U-40 mL Amber Unpreserved vials (N/A)
1		1	1			1																	2			
2		1	1			1																	2			
3		1	1			1																	2			
4		1	1			1																	2			
5		1	1			1																	2			
6		1	1			1																	2			
7		1	1			1																	2			
8		1	1			1																	2			
9		1	1			1																	2			
10		1	1			1																	2			
11																										
12																										

pH Adjustment Log for Preserved Samples

Sample ID	Type of Preservative	pH upon receipt	Date preservation adjusted	Time preservation adjusted	Amount of Preservative added	Lot #

Note: Whenever there is a discrepancy affecting North Carolina compliance samples, a copy of this form will be sent to the North Carolina DENR Certification Office (i.e. Out of hold, incorrect preservative, out of temp, incorrect containers.

CHAIN-OF-CUSTODY / Analytical Request Document

The Chain-of-Custody is a LEGAL DOCUMENT. All relevant fields must be completed accurately.

Page: 1 of 1

Section A — Required Client Information:

Company:	GA Power
Address:	Atlanta, GA
Email To:	laucoker@southernco.com
Phone:	470.620.6176
Fax:	
Requested Due Date:	

Section B — Required Project Information:

Report To:	SCS Contacts
Copy To:	Arcadis Contacts
Purchase Order #:	
Project Name:	Plant Yates Pooled Upgradient
Project Number:	

Section C — Invoice Information:

Attention:	Southern Co.
Company Name:	
Address:	
Pace Quote:	
Pace Project Manager:	Nicole D'Oleo
Pace Profile #:	10640

Comments

ITEM #	SAMPLE ID (One Character per box. (A-Z, 0-9 / , -) Sample Ids must be unique)	MATRIX CODE (see valid codes to left)	SAMPLE TYPE (G=GRAB C=COMP)	COLLECTED START DATE	COLLECTED START TIME	COLLECTED END DATE	COLLECTED END TIME	SAMPLE TEMP AT COLLECTION	# OF CONTAINERS	Unpreserved	H2SO4	HNO3	HCl	NaOH	Na2S2O3	Methanol	Other	App III/IV Metals	Cl, F, SO4	TDS (2540C)	RAD 9315/9320	App I / II (gpyram only)	Residual Chlorine (Y/N)	3277
	YGWA-47	WG	G			-	-		5	2		3						X	X	X	X			pH
	GWA-2	WG	G	8/30	1005	-	-		5	2		3						X	X	X	X	X		pH 5.39
	YGWA-4I	WG	G			-	-		5	2		3						X	X	X	X			pH
	YGWA-5I	WG	G			-	-		5	2		3						X	X	X	X			pH
	YGWA-5D	WG	G			-	-		5	2		3						X	X	X				pH
	YGWA-17S	WG	G			-	-		5	2		3						X	X	X	X			pH
	YGWA-18S	WG	G			-	-		5	2		3						X	X	X	X			pH
	YGWA-18I	WG	G			-	-		5	2		3						X	X	X	X			pH
	YGWA-20S	WG	G			-	-		5	2		3						X	X	X	X			pH
	YGWA-21I	WG	G			-	-		5	2		3						X	X	X	X			pH
	YGWA-30I	WG	G			-	-		5	2		3						X	X	X	X			pH
12	YGWA-14S	WG	G			-	-		5	2		3						X	X	X	X			pH

Anions Suite 300.0 (Cl, F, Sulfate)	[signature]	8/31/22	800	[signature] Arcadis	8/31/22	0800
App III Metals: Boron 6020B, Ca 6010D, App III 6020B: Zn, Ag, Ni, V	[signature] Avs	8/31/22	1003	Ryan Williams / Pace	8/31/22	1003
App IV Metals 6020B: Antimony (Sb), Arsenic (As), Barium (Ba), Beryllium (Be), Cadmium (Cd), Chromium (Cr), Cobalt (Co), Lead (Pb), Lithium (Li), Molybdenum (Mo), Selenium (Se) 7040A: Mercury (Hg)	Ryan Williams / Pace	8/31/22	1153	[signature]	8/31/22	1153

PRINT Name of SAMPLER: Jaze Savanoff

SIGNATURE of SAMPLER: [signature]

DATE Signed: 8/31/22

TEMP in C | Received on Ice (Y/N) | Custody Sealed Cooler (Y/N) | Samples Intact (Y/N)

4

CHAIN-OF-CUSTODY / Analytical Request Document

The Chain-of-Custody is a LEGAL DOCUMENT. All relevant fields must be completed accurately.

Page: 1 of 1

Section A — Required Client Information:

Company:	GA Power
Address:	Atlanta, GA
Email To:	lpucker@southernco.com
Phone:	470.629.6175 Fax:
Requested Due Date:	

Section B — Required Project Information:

Report To:	SCS Contacts
Copy To:	Arcadis Contacts
Purchase Order #:	
Project Name:	Plant Yates Pooled Upgradient
Project Number:	

Section C — Invoice Information:

Attention:	Southern Co.
Company Name:	
Address:	
Pace Quote:	
Pace Project Manager:	Nicole D'Olen
Pace Profile #:	10840

ITEM #	SAMPLE ID (One Character per box. (A-Z, 0-9 / , -) Sample IDs must be unique)	MATRIX CODE (see valid codes to left)	SAMPLE TYPE (G=GRAB C=COMP)	COLLECTED START DATE	START TIME	END DATE	END TIME	SAMPLE TEMP AT COLLECTION	# OF CONTAINERS	Preservatives: Unpreserved	H2SO4	HNO3	HCl	NaOH	Na2S2O3	Methanol	Other	App III/IV Metals	Cl, F, SO4	TDS (2540C)	RAD 9315/9320	App I / II (gypsum only)	Residual Chlorine (Y/N)	
	YGWA-4I	WG	G			-	-		5	2		3						X	X	X	X			3226
	GWA-2	WG	G			-	-		5	2		3						X	X	X	X	X		
	YGWA-4I	WG	G			-	-		5	2		3						X	X	X	X			
	YGWA-5I	WG	G			-	-		5	2		3						X	X	X	X			
5	YGWA-5D	WG	G			-	-		5	2		3						X	X	X				
6	YGWA-17S	WG	G	8/30	1540	-	-		6	2		3						X	X	X	X	X		4.68
6	YGWA-18S	WG	G	8/30	1835	-	-		5	2		3						X	X	X	X	X		5.18
	YGWA-18I	WG	G	8/30	1335	-	-		5	2		3						X	X	X	X	X		5.82
	YGWA-20S	WG	G			-	-		5	2		3						X	X	X	X			
	YGWA-21I	WG	G			-	-		5	2		3						X	X	X	X			
	YGWA-30I	WG	G			-	-		5	2		3						X	X	X	X			
	YGWA-14S	WG	G			-	-		3	2		3						X	X	X	X			

Sample Time: 1 1010 2 3

	RELINQUISHED BY / AFFILIATION	DATE	TIME	ACCEPTED BY / AFFILIATION	DATE	TIME	SAMPLE CONDITIONS
Anions Suite 300.0 (Cl, F, SO4)	Jessica Ware	8/31/22	0750	Ryan Williams / Pace	9/1/22	0750	
App III Metals: Boron 6020B, Ca 6010C App IV 6020B: Zn, Ag, Be, V	[illegible]	8/31/22	1002	Ryan Williams / Pace	9/1/22	1003	
App IV, Metals 6020B: Antimony (Sb), Arsenic (As), Barium (Ba), Beryllium (Be), Cadmium (Cd), Chromium (Cr), Cobalt (Co), Lead (Pb), Lithium (Li), Molybdenum (Mo), Selenium (Se) 7470A: Mercury (Hg)	Ryan Williams / Pace	8/31/22	1153	[illegible]	9/31/22	1153	

PRINT Name of SAMPLER: Jessica Ware

SIGNATURE of SAMPLER: Jessica Ware DATE Signed: 8/31/22

TEMP in C	Received on Ice (Y/N)	Custody Sealed Cooler (Y/N)	Samples Intact (Y/N)

CHAIN-OF-CUSTODY / Analytical Request Document

The Chain-of-Custody is a LEGAL DOCUMENT. All relevant fields must be completed accurately.

Page 1 of 1

Section A — Required Client Information:

Company:	GA Power
Address:	Atlanta, GA
Email To:	tapcoker@southernco.com
Phone:	470.620.6176 Fax:
Requested Due Date:	

Section B — Required Project Information:

Report To:	SCS Contacts
Copy To:	Arcadis Contacts
Purchase Order #:	
Project Name:	Plant Yates Pooled Upgradient
Project Number:	

Section C — Invoice Information:

Attention:	Southern Co.
Company Name:	
Address:	
Face Quote:	
Face Project Manager:	Nicole D'Oleo
Place Profile #:	10840

Matrix Code: Drinking Water DW; Water WT; Waste Water WW; Product P; Soil/Solid SL; Oil OL; Wipe WP; Air AR; Other OT; Tissue TS

ITEM #	SAMPLE ID (One Character per box. (A-Z, 0-9 / , -) Sample Ids must be unique)	MATRIX CODE	SAMPLE TYPE (G=GRAB C=COMP)	COLLECTED START DATE	COLLECTED START TIME	COLLECTED END DATE	COLLECTED END TIME	SAMPLE TEMP AT COLLECTION	# OF CONTAINERS	Preservatives: Unpreserved	H2SO4	HNO3	HCl	NaOH	Na2S2O3	Methanol	Other	App IV/V Metals	Cl, F, SO4	TDS (2540C)	RAD 0315/0320	App I / II (gypsum only)	Residual Chlorine (Y/N)	
	YGWA-47	WG	G			–	–		5	2		3						X	X	X	X			pH:
	GWA-2	WG	G			–	–		5	2		3						X	X	X	X	X		pH:
	YGWA-4I	WG	G			–	–		5	2		3						X	X	X	X			pH:
	YGWA-5I	WG	G	8/30/21	1052	–	–		5	2		3						X	X	X	X			pH: 5.00
	YGWA-5D	WG	G	8/30/21	1205	–	–		5	2		3						X	X	X	-			pH: 7.40
	YGWA-17S	WG	G			–	–		5	2		3						X	X	X	X			pH:
	YGWA-18S	WG	G			–	–		5	2		3						X	X	X	X			pH:
	YGWA-18I	WG	G			–	–		5	2		3						X	X	X	X			pH:
	YGWA-20S	WG	G			–	–		5	2		3						X	X	X	X			pH:
	YGWA-21I	WG	G	8/30/21	1420	–	–		5	2		3						X	X	X	X			pH: 6.52
	YGWA-30I	WG	G			–	–		6	2		3						X	X	X	X			pH:
	YGWA-14S	WG	G			–	–		5	2		3						X	X	X	X			pH:

Anions Suite 300.0 (Cl, F, Sulfate)	[signature]	8/31/21	1003	Ryan Williams / Pace	8/31/22	1003	
App III Metals: Boron 6020B, Ca 6010D; App III 6020B: Zn, Ag, Ni, V	Ryan Williams / Pace	8/31/22	1153	[signature]	8/31/22	1157	
App IV: Metals 6020B: Antimony (Sb), Arsenic (As), Barium (Ba), Beryllium (Be), Cadmium (Cd), Chromium (Cr), Cobalt (Co), Lead (Pb), Lithium (Li), Molybdenum (Mo), Selenium (Se) 7040A: Mercury (Hg)							

PRINT Name of SAMPLER: Mark Chest

SIGNATURE of SAMPLER: [signature]

DATE Signed: 8/31/21

TEMP in C | Received on Ice (Y/N) | Custody Sealed Cooler (Y/N) | Samples Intact (Y/N)

CHAIN-OF-CUSTODY / Analytical Request Document

The Chain-of-Custody is a LEGAL DOCUMENT. All relevant fields must be completed accurately.

Page: 1 Of 1

Section A: Required Client Information:		Section B: Required Project Information:		Section C: Invoice Information:	
Company:	GA Power	Report To:	SCS Contacts	Attention:	Southern Co.
Address:	Atlanta, GA	Copy To:	Arcadis Contacts	Company Name:	
				Address:	
Email To:	lisacolvert@southernco.com	Purchase Order #:		Pace Quote:	
Phone:	470.620.6176 Fax	Project Name:	Plant Yates Pooled Upgradient	Pace Project Manager:	Nicole D'Clpo
Requested Due Date:		Project Number:		Pace Profile #:	10640

ITEM #	SAMPLE ID (One Character per box. (A-Z, 0-9 / , -) Sample IDs must be unique)	MATRIX CODE (see valid codes to left)	SAMPLE TYPE (G=GRAB C=COMP)	COLLECTED START DATE	COLLECTED START TIME	COLLECTED END DATE	COLLECTED END TIME	SAMPLE TEMP AT COLLECTION	# OF CONTAINERS	Preservatives: Unpreserved	H2SO4	HNO3	HCl	NaOH	Na2S2O3	Methanol	Other	Requested Analysis Filtered (Y/N): App III / IV Metals	Cl, F, SO4	TDS (2540C)	RAD 226/228	Hg-I / R (oxysum only)	Residual Chlorine (Y/N)	Pace Project No. / Lab I.D.
	YGWA-3S	WG	G			-	-		5	2		3						X	X	X	X			
	YGWA-4D	WG	G			-	-		5	2		3						X	X	X	X			
3	YGWA-1I	WG	G			-	-		5	2		3						X	X	X	X			
4	YGWA-1D	WG	G	8/30	1550	-	-		5	2		3						X	X	X	X			
	YGWA-2I	WG	G	8-30	1630	-	-		5	2		3						X	X	X	X			
6	YGWA-3I	WG	G			-	-		5	2		3						X	X	X	X			
7	YGWA-3D	WG	G			-	-		5	2		3						X	X	X	X			
						-	-																	
						-	-																	
						-	-																	
						-	-																	
						-	-																	

			TIME			TIME	
Anions Exlia 300.0 (Cl, F, Su Brm)	Khelli Carlson	Arcadis	8/31/22	800		8/31/22	800
App III Metals: Boron 6020B, Ca 6010D; App I/S 6020B: Zn, Ag, Bl, V		Arcadis	8/31/22	1003	Ryan Williams/Pace	8/31/22	1003
App IV: Metals 6020B: Antimony (Sb), Arsenic (As), Barium (Ba), Beryllium (Be), Cadmium (Cd), Chromium (Cr), Cobalt (Co), Lead (Pb), Lithium (Li), Molybdenum (Mo), Selenium (Se) 7040A: Mercury (Hg)	Ryan Williams/Pace		8/31/22	1153		8/31/22	1153

PRINT Name of SAMPLER:	Khelli Carlson		TEMP in C	Received on Ice (Y/N)	Custody Sealed Cooler (Y/N)	Samples Intact (Y/N)
SIGNATURE of SAMPLER:		DATE Signed: 8/31				

3 3207
3726

CHAIN-OF-CUSTODY / Analytical Request Document

The Chain-of-Custody is a LEGAL DOCUMENT. All relevant fields must be completed accurately.

Page: 4 of 2

Section A — Required Client Information:

Company:	GA Power
Address:	Atlanta, GA
Email To:	laugolver@southernco.com
Phone:	470.620.6176 Fax:
Requested Due Date:	

Section B — Required Project Information:

Report To:	SCS Contacts
Copy To:	Arcadis Contacts
Purchase Order #:	
Project Name:	Plant Yates Pooled Upgradient
Project Number:	

Section C — Invoice Information:

Attention:	Southern Co.
Company Name:	
Address:	
Pace Quote:	
Pace Project Manager:	Nicole D'Oleo
Pace Profile #:	10840

Matrix Code: Drinking Water DW; Water WT; Waste Water WW; Product P; Soil/Solid SL; Oil OL; Wipe WP; Air AR; Other OT; Tissue TS

ITEM #	SAMPLE ID (One Character per box. (A-Z, 0-9 / , -) Sample Ids must be unique)	MATRIX CODE (see valid codes to left)	SAMPLE TYPE (G=GRAB C=COMP)	COLLECTED START DATE	COLLECTED START TIME	COLLECTED END DATE	COLLECTED END TIME	SAMPLE TEMP AT COLLECTION	# OF CONTAINERS	Unpreserved	H2SO4	HNO3	HCl	NaOH	Na2S2O3	Methanol	Other	App III / IV Metals	Cl, F, SO4	TDS (2540C)	RAD 9315/9320	App I / II (gypsum only)	Residual Chlorine (Y/N)		
1	YGWA-39	WG	G			–	–		5	2		3						X	X	X	X			pH:	
2	YGWA-40	WG	G			–	–		5	2		3						X	X	X	X			pH:	
3	YGWA-1I	WG	G			–	–		5	2		3						X	X	X	X			pH:	
4	YGWA-1D	WG	G			–	–		5	2		3						X	X	X	X			pH:	
5	YGWA-2I	WG	G			–	–		5	2		3						X	X	X	X			pH:	
6	YGWA-3I	WG	G	8/31	1054	–	–		5	2		3						X	X	X	X			pH:	7.49
7	YGWA-3D	WG	G	8/31	0930	–	–		5	2		3						X	X	X	X			pH:	7.65
8						–	–																	pH:	
9						–	–																	pH:	
10						–	–																	pH:	
11						–	–																		
12						–	–																		

ADDITIONAL COMMENTS	RELINQUISHED BY / AFFILIATION	DATE	TIME	ACCEPTED BY / AFFILIATION	DATE	TIME	SAMPLE CONDITIONS
Anions Suite 300.0 (Cl, F, Sulfate)	[signature] Arcadis	9/1/22	0800	[signature] / AS	9/1/22	0800	
App III Metals: Boron 6020B, Ca 6010D; App I/II 6020B: Zn, Ag, Ni, V	[signature] / AS	9/1/22		Kyar Williams / Pace	9/1/22	0905	
App IV: Metals 6020B: Antimony (Sb), Arsenic (As), Barium (Ba), Beryllium (Be), Cadmium (Cd), Chromium (Cr), Cobalt (Co), Lead (Pb), Lithium (Li), Molybdenum (Mo), Selenium (Se); 7040A: Mercury (Hg)	Kyar Williams / Pace	9/1/22	1055	[signature] / Mage	9/1/22	1055	

SAMPLER NAME AND SIGNATURE

PRINT Name of SAMPLER: Jessica Ware

SIGNATURE of SAMPLER: [signature]

DATE Signed: 9/1/22

TEMP in C | Received on Ice (Y/N) | Custody Sealed Cooler (Y/N) | Samples Intact (Y/N)

CHAIN-OF-CUSTODY / Analytical Request Document

The Chain-of-Custody is a LEGAL DOCUMENT. All relevant fields must be completed accurately.

Page: 1 of 1

Section A
Required Client Information:

Company:	GA Power
Address:	Atlanta, GA
Email To:	lsucoker@southernco.com
Phone:	470.620.6176 Fax
Requested Due Date:	

Section B
Required Project Information:

Report To:	SCS Contacts
Copy To:	Arcadis Contacts
Purchase Order #:	
Project Name:	Plant Yates Pooled Upgradient
Project Number:	

Section C
Invoice Information:

Attention:	Southern Co.
Company Name:	
Address:	
Pace Quote:	
Pace Project Manager:	Nicole D'Oleo
Pace Profile #:	10840

ITEM #	SAMPLE ID (One Character per box. (A-Z, 0-9 / , -) Sample Ids must be unique)	MATRIX CODE (see valid codes to left)	SAMPLE TYPE (G=GRAB C=COMP)	COLLECTED START DATE	COLLECTED START TIME	COLLECTED END DATE	COLLECTED END TIME	SAMPLE TEMP AT COLLECTION	# OF CONTAINERS	Unpreserved	H2SO4	HNO3	HCl	NaOH	Na2S2O3	Methanol	Other	App III / IV Metals	Cl, F, SO4	TDS (2540C)	RAD 9315/9320	App I / II (gypsum only)	Residual Chlorine (Y/N)	
1	YGWA-39	WG	G	8/31/22	1350	-	-		5	2		3						X	X	X	X			pH: 5.30
2	YGWA-40	WG	G	8/31/22	1640	-	-		5	2		3						X	X	X	X			pH: 4.53
3	YGWA-1I	WG	G			-	-		5	2		3						X	X	X	X			pH:
4	YGWA-1D	WG	G			-	-		5	2		3						X	X	X	X			pH:
5	YGWA-2I	WG	G			-	-		5	2		3						X	X	X	X			pH:
6	YGWA-3I	WG	G			-	-		5	2		3						X	X	X	X			pH:
7	YGWA-3D	WG	G			-	-		5	2		3						X	X	X	X			pH:
8						-	-																	pH:
9						-	-																	pH:
10						-	-																	pH:
11						-	-																	pH:
12						-	-																	

Anions Suite 300.0 (Cl, F, Sulfate)	[signature] Arcadis	9/1/22		Ryan Williams / Pace	9/1/22	0905	
App III Metals: Boron 6020B, Ca 6010C; App III 6020B: Zn, Ag, Ni, V	Ryan Williams / Pace	9/1/22	1055	[signature]	9/1/22	1055	
App IV: Metals 6020B: Antimony (Sb), Arsenic (As), Barium (Ba), Beryllium (Be), Cadmium (Cd), Chromium (Cr), Cobalt (Co), Lead (Pb), Lithium (Li), Molybdenum (Mo), Selenium (Se) 7040A: Mercury (Hg)							

SAMPLER NAME AND SIGNATURE

PRINT Name of SAMPLER: Mark Chest

SIGNATURE of SAMPLER: [signature] DATE Signed: 9/1/22

TEMP in C | Received on Ice (Y/N) | Custody Sealed Cooler (Y/N) | Samples Intact (Y/N)

CHAIN-OF-CUSTODY / Analytical Request Document

The Chain-of-Custody is a LEGAL DOCUMENT. All relevant fields must be completed accurately.

Page: 1 of 2

Section A
Required Client Information:

Company:	GA Power
Address:	Atlanta, GA
Email To:	laucolus@southernco.com
Phone:	470.620.6176 Fax
Requested Due Date:	

Section B
Required Project Information:

Report To:	SCS Contacts
Copy To:	Arcadis Contacts
Purchase Order #:	
Project Name:	Plant Yates Pooled Upgradient
Project Number:	

Section C
Invoice Information:

Attention:	Southern Co.
Company Name:	
Address:	
Pace Quote:	
Pace Project Manager:	Nicole D'Oleo
Pace Profile #:	10840

ITEM #	SAMPLE ID (One Character per box. (A-Z, 0-9 / , -) Sample Ids must be unique)	MATRIX CODE (see valid codes at left)	SAMPLE TYPE (G=GRAB C=COMP)	COLLECTED START DATE	COLLECTED START TIME	COLLECTED END DATE	COLLECTED END TIME	SAMPLE TEMP AT COLLECTION	# OF CONTAINERS	Preservatives: Unpreserved	H2SO4	HNO3	HCl	NaOH	Na2S2O3	Methanol	Other	App IV/V Metals	Cl, F, SO4	TDS (2540C)	RAD 9315/9320	App I / II (gypsum only)	Residual Chlorine (Y/N)	
1	YGWA-47	WG	G			-	-		5	2		3						X	X	X	X			
2	GWA-2	WG	G			-	-		5	2		3						X	X	X	X	X		pH:
3	YGWA-4I	WG	G	8/31	1537	-	-		5	2		3						X	X	X	X			pH:
4	YGWA-5I	WG	G			-	-		5	2		3						X	X	X	X			pH: 5.50
5	YGWA-5D	WG	G			-	-		5	2		3						X	X	X	X			pH:
6	YGWA-17S	WG	G			-	-		5	2		3						X	X	X	-			pH:
7	YGWA-18S	WG	G			-	-		5	2		3						X	X	X	X			pH:
8	YGWA-18I	WG	G			-	-		5	2		3						X	X	X	X			pH:
9	YGWA-20S	WG	G	8/31	1257	-	-		5	2		3						X	X	X	X			pH:
10	YGWA-21I	WG	G			-	-		5	2		3						X	X	X	X			pH: 5.38
11	YGWA-30I	WG	G			-	-		5	2		3						X	X	X	X			pH:
12	YGWA-14S	WG	G			-	-		5	2		3						X	X	X	X			pH:

ADDITIONAL COMMENTS	RELINQUISHED BY / AFFILIATION	DATE	TIME	ACCEPTED BY / AFFILIATION	DATE	TIME	TEMP in C	Received on Ice (Y/N)	Custody Sealed Cooler (Y/N)	Samples Intact (Y/N)
Anions Suite 300.0 (Cl, F, Sulfate)	[signature]	8/1/22	0800	[signature] ACS	8/1/22	0800				
App III Metals: Boron 6020B, Ca 6010D; App III 6020B: Zn, Ag, Ni, V	[signature] / ACS	9/1/22		Ryan Williams / Pace	9/1/22	0915				
App IV: Metals 6020B: Antimony (Sb), Arsenic (As), Barium (Ba), Beryllium (Be), Cadmium (Cd), Chromium (Cr), Cobalt (Co), Lead (Pb), Lithium (Li), Molybdenum (Mo), Selenium (Se); 7040A: Mercury (Hg)	Ryan Williams / Pace	9/1/22	1055	[signature]	9/1/22	1055				

SAMPLER NAME AND SIGNATURE

PRINT Name of SAMPLER: Jessica Ware

SIGNATURE of SAMPLER: [signature]

DATE Signed: 9/1/22

CHAIN-OF-CUSTODY / Analytical Request Document

The Chain-of-Custody is a LEGAL DOCUMENT. All relevant fields must be completed accurately.

Page: 1 of 1

Section A
Required Client Information:

Company:	GA Power
Address:	Atlanta, GA
Email To:	lauccker@southernco.com
Phone:	470.820.6176 Fax
Requested Due Date:	

Section B
Required Project Information:

Report To:	SCS Contacts
Copy To:	Arcadis Contacts
Purchase Order #:	
Project Name:	Plant Yates Pooled Upgradient
Project Number:	

Section C
Invoice Information:

Attention:	Southern Co.
Company Name:	
Address:	
Pace Quote:	
Pace Project Manager:	Nicole D'Oleo
Pace Profile #:	10540

Matrix Codes: Drinking Water DW; Water WT; Waste Water WW; Product P; Sediment SL; Oil OL; Wipe WP; Air AR; Other OT; Tissue TS

ITEM #	SAMPLE ID (One Character per box. (A-Z, 0-9 / ,-) Sample Ids must be unique)	MATRIX CODE (see valid codes to left)	SAMPLE TYPE (G=GRAB C=COMP)	COLLECTED START DATE	COLLECTED START TIME	COLLECTED END DATE	COLLECTED END TIME	SAMPLE TEMP AT COLLECTION	# OF CONTAINERS	Unpreserved	H2SO4	HNO3	HCl	NaOH	Na2S2O3	Methanol	Other	Analysis Test	App IV/V Metals	Cl, F, SO4	TDS (2540C)	RAD 9315/9320	App I / II (system only)	Residual Chlorine (Y/N)	
1	YGWA-47	WG	G	8/31	0915	–	–		5	2		3							X	X	X	X			pH: 5.32
2	GWA-2	WG	G			–	–		5	2		3							X	X	X	X	X		pH:
3	YGWA-4I	WG	G			–	–		5	2		3							X	X	X	X			pH:
4	YGWA-5I	WG	G			–	–		5	2		3							X	X	X	X			pH:
5	YGWA-6D	WG	G			–	–		5	2		3							X	X	X	X			pH:
6	YGWA-17S	WG	G			–	–		5	2		3							X	X	X	X			pH:
7	YGWA-18S	WG	G			–	–		5	2		3							X	X	X	X			pH:
8	YGWA-18I	WG	G			–	–		5	2		3							X	X	X	X			pH:
9	YGWA-20S	WG	G			–	–		5	2		3							X	X	X	X			pH:
10	YGWA-21I	WG	G			–	–		5	2		3							X	X	X	X			pH:
11	YGWA-30I	WG	G			–	–		5	2		3							X	X	X	X			pH:
12	YGWA-14S	WG	G			–	–		5	2		3							X	X	X	X			pH:

Anions Suite 300.0 (Cl, F, Sulfate)	[signature] Arcadis	9/1/22	0800	[signature] AS	9/1/22	0800	
App II Metals: Boron 6020B, Ca 6010D; App III 6020B: Zn, Ag, Ni, V	[signature] / AS	9/1/22		Ryan Williams / Pace	9/1/22	0905	
App IV: Metals 6020B: Antimony (Sb), Arsenic (As), Barium (Ba), Beryllium (Be), Cadmium (Cd), Chromium (Cr), Cobalt (Co), Lead (Pb), Lithium (Li), Molybdenum (Mo), Selenium (Se) 7040A; Mercury (Hg)	Ryan Williams / Pace	9/1/22	1056	[signature]	9/1/22	1055	

PRINT Name of SAMPLER: Jake Swanson

SIGNATURE of SAMPLER: [signature]

DATE Signed: 9/1/22

TEMP in C | Received on Ice (Y/N) | Custody Sealed Cooler (Y/N) | Samples Intact (Y/N)

CHAIN-OF-CUSTODY / Analytical Request Document

The Chain-of-Custody is a LEGAL DOCUMENT. All relevant fields must be completed accurately.

Page: 2 Of 3

Section A — Required Client Information:

Company:	GA Power
Address:	Atlanta, GA
Email To:	jaucoker@southernco.com
Phone:	470.620.6176 Fax
Requested Due Date:	

Section B — Required Project Information:

Report To:	SCS Contacts
Copy To:	Arcadis Contacts
Purchase Order #:	
Project Name:	Plant Yates Pooled Upgradient
Project Number:	

Section C — Invoice Information:

Attention:	Southern Co.
Company Name:	
Address:	
Pace Quote:	
Pace Project Manager:	Nicole D'Oleo
Pace Profile #:	10840

Requisitioning Agency: | State / Location: Georgia

ITEM #	SAMPLE ID (One Character per box. (A-Z, 0-9 / , -) Sample Ids must be unique)	MATRIX CODE (Drinking Water DW, Water WT, Waste Water WW, Product P, Soil/Solid SL, Oil OL, Wipe WP, Air AR, Other OT, Tissue TS)	MATRIX CODE (see valid codes to left)	SAMPLE TYPE (G=GRAB, C=COMP)	COLLECTED START DATE	COLLECTED START TIME	COLLECTED END DATE	COLLECTED END TIME	SAMPLE TEMP AT COLLECTION	# OF CONTAINERS	Preservatives: Unpreserved	H2SO4	HNO3	HCl	NaOH	Na2S2O3	Methanol	Other	Requested Analysis Filtered (Y/N)	App III / IV Metals	Cl, F, SO4	TDS (2540C)	RAD 9315/9320	App I / II (gypsum only)	Residual Chlorine (Y/N)	
1	YGWA-3B		WG	G			–	–		5	2		3							X	X	X	X			pH:
2	YGWA-4D		WG	G			–	–		5	2		3							X	X	X	X			pH:
3	YGWA-1I		WG	G	7/31	0916	–	–		5	2		3							X	X	X	X			pH: 5.64
4	YGWA-1D		WG	G			–	–		5	2		3							X	X	X	X			pH:
5	YGWA-2I		WG	G			–	–		5	2		3							X	X	X	X			pH:
6	YGWA-3I		WG	G			–	–		5	2		3							X	X	X	X			pH:
7	YGWA-3D		WG	G			–	–		5	2		3							X	X	X	X			pH:
8							–	–																		pH:
9							–	–																		pH:
10							–	–																		pH:
11							–	–																		pH:
12							–	–																		

ADDITIONAL COMMENTS	RELINQUISHED BY / AFFILIATION	DATE	TIME	ACCEPTED BY / AFFILIATION	DATE	TIME	SAMPLE CONDITIONS
Anions Suite 300.0 (Cl, F, Sulfate)	Khalil Carson / arcadis	9/1/22	0800	[signature]	9/1/22	0800	
App III Metals: Boron 6020B, Ca 6010D; App III 6020B: Zn, Ag, Ni, V	[signature] / AES	9/1/22		Ryan Williams / Pace	9/1/22	0905	
App IV: Metals 6020B: Antimony (Sb), Arsenic (As), Barium (Ba), Beryllium (Be), Cadmium (Cd), Chromium (Cr), Cobalt (Co), Lead (Pb), Lithium (Li), Molybdenum (Mo), Selenium (Se) 7840A: Mercury (Hg)	Ryan Williams / Pace	9/1/22	1056	[signature]	9/1/22	1055	

PRINT Name of SAMPLER: Khalil Carson

SIGNATURE of SAMPLER: [signature] DATE Signed: 9/1

TEMP in C | Received on Ice (Y/N) | Custody Sealed Cooler (Y/N) | Samples Intact (Y/N)

2377
4 3226

CHAIN-OF-CUSTODY / Analytical Request Document

The Chain-of-Custody is a LEGAL DOCUMENT. All relevant fields must be completed accurately

Page: 1 Of 2

Section A – Required Client Information:		Section B – Required Project Information:		Section C – Invoice Information:	
Company:	GA Power	Report To:	SCS Contacts	Attention:	Southern Co.
Address:	Atlanta, GA	Copy To:	Arcadis Contacts	Company Name:	
				Address:	
Email To:	tsucker@southernco.com	Purchase Order #:		Pace Quote:	
Phone:	470.620.6178 Fax:	Project Name:	Plant Yates Pooled Upgradient	Pace Project Manager:	Nicole D'Oleo
Requested Due Date:		Project Number:		Pace Profile #:	10840

ITEM #	SAMPLE ID (One Character per box. (A-Z, 0-9 / , -) Sample IDs must be unique)	Matrix Codes: Drinking Water, Water, Waste Water, Product, Soil/Solid, Oil, Wipe, Air, Tissue, Other	MATRIX CODE (see valid codes to left)	SAMPLE TYPE (G=GRAB C=COMP)	COLLECTED START DATE	COLLECTED START TIME	COLLECTED END DATE	COLLECTED END TIME	SAMPLE TEMP AT COLLECTION	# OF CONTAINERS	Preservatives: Unpreserved	H2SO4	HNO3	HCl	NaOH	Na2S2O3	Methanol	Other	Analyses Test: App B/IV Metals	Cl, F, SO4	TDS (2540C)	RAD 9315/9320	App II B (gypsum only)	Residual Chlorine (Y/N)	pH
1	YGWA-4I		WG	G			-	-		5	2		3						X	X	X	X				
2	GWA-2		WG	G			-	-		5	2		3						X	X	X	X				
3	YGWA-4I		WG	G			-	-		5	2		3						X	X	X	X	X			
4	YGWA-6I		WG	G			-	-		5	2		3						X	X	X	X				
5	YGWA-6D		WG	G			-	-		5	2		3						X	X	X	X				
6	YGWA-17S		WG	G			-	-		5	2		3						X	X	X	X				
7	YGWA-18S		WG	G			-	-		5	2		3						X	X	X	X				
8	YGWA-18I		WG	G			-	-		5	2		3						X	X	X	X				
9	YGWA-20S		WG	G			-	-		5	2		3						X	X	X	X				
10	YGWA-21I		WG	G			-	-		5	2		3						X	X	X	X				
11	YGWA-30I		WG	G	8/31	1130	-	-		5	2		3						X	X	X	X				
12	YGWA-14S		WG	G	9/1	1145	-	-		5	2		3						X	X	X	X				

ADDITIONAL COMMENTS	RELINQUISHED BY / AFFILIATION	DATE	TIME	ACCEPTED BY / AFFILIATION	DATE	TIME
Anions Suite 300.0 (Cl, F, Sulfate)	Khalil Carter Arcadis	9/1/22	0800	[signature] AES	9/1/22	800
App III Metals: Boron (6020B, Ca (6010C); App IV (6020B): Zn, Ag, Ni, V	[signature] AES			Ryan Williams / Pace	9/1/22	0945
App IV: Metals (6020B: Antimony (Sb), Arsenic (As), Barium (Ba), Beryllium (Be), Cadmium (Cd), Chromium (Cr), Cobalt (Co), Lead (Pb), Lithium (Li), Molybdenum (Mo), Selenium (Se) 7040A: Mercury (Hg)	Ryan Williams / Pace	9/1/22	1055	[signature]	9/1/22	1055

SAMPLER NAME AND SIGNATURE

PRINT Name of SAMPLER: Khalil Carter

SIGNATURE of SAMPLER: [signature] DATE Signed: 9/1

TEMP in C	Received on Ice (Y/N)	Custody Sealed Cooler (Y/N)	Samples Intact (Y/N)

CHAIN-OF-CUSTODY / Analytical Request Document

The Chain-of-Custody is a LEGAL DOCUMENT. All relevant fields must be completed accurately.

Page : | Of |

Section A Required Client Information:		Section B Required Project Information:		Section C Invoice Information:	
Company:	GA Power	Report To:	SCS Contacts	Attention:	Southern Co.
Address:	Atlanta, GA	Copy To:	Arcadis Contacts	Company Name:	
				Address:	
Email To:	laucoker@southernco.com	Purchase Order #:		Pace Quote:	
Phone:	470.620.6176 Fax	Project Name:	Plant Yates Pooled Upgradient	Pace Project Manager:	Nicole D'Oleo
Requested Due Date:		Project Number:		Pace Profile #:	10840

Regulatory Agency: | State / Location: Georgia

ITEM #	SAMPLE ID (One Character per box. (A-Z, 0-9 / , -) Sample IDs must be unique)	MATRIX CODE (see valid codes to left)	SAMPLE TYPE (G=GRAB C=COMP)	COLLECTED START DATE	COLLECTED START TIME	COLLECTED END DATE	COLLECTED END TIME	SAMPLE TEMP AT COLLECTION	# OF CONTAINERS	Preservatives: Unpreserved	H2SO4	HNO3	HCl	NaOH	Na2S2O3	Methanol	Other	Analyses Test Y/N	App III/IV Metals	Cl, F, SO4	TDS (2540C)	RAD 9315/9320	App I / II (gypsum only)	Residual Chlorine (Y/N)	3277
1	YGWA-4I	WG	G			-	-		5	2		3							X	X	X	X			pH:
2	GWA-2	WG	G	8/30	1005	-	-		5	2		3							X	X	X	X	X		pH: 5.39
3	YGWA-4I	WG	G			-	-		5	2		3							X	X	X	X			pH:
4	YGWA-5I	WG	G			-	-		5	2		3							X	X	X	X			pH:
5	YGWA-5D	WG	G			-	-		5	2		3							X	X	X				pH:
6	YGWA-17S	WG	G			-	-		5	2		3							X	X	X	X			pH:
7	YGWA-18S	WG	G			-	-		5	2		3							X	X	X	X			pH:
8	YGWA-18I	WG	G			-	-		5	2		3							X	X	X	X			pH:
9	YGWA-20S	WG	G			-	-		5	2		3							X	X	X	X			pH:
10	YGWA-21I	WG	G			-	-		5	2		3							X	X	X	X			pH:
11	YGWA-30I	WG	G			-	-		5	2		3							X	X	X	X			pH:
12	YGWA-14S	WG	G			-	-		5	2		3							X	X	X	X			pH:

ADDITIONAL COMMENTS	RELINQUISHED BY / AFFILIATION	DATE	TIME	ACCEPTED BY / AFFILIATION	DATE	TIME	SAMPLE CONDITIONS
Anions Suite 300.0 (Cl, F, Sulfate)	/Arcadis	8/31/22	800	Arcadis	8/31/22	0800	
App III Metals: Boron 6020B, Ca 6010D; App IV 6020B: Zn, Ag, Ni, V	Arcadis	8/31/22	1003	Ryan Williams / Pace	8/31/22	1003	
App IV Metals 6020B: Antimony (Sb), Arsenic (As), Barium (Ba), Beryllium (Be), Cadmium (Cd), Chromium (Cr), Cobalt (Co), Lead (Pb), Lithium (Li), Molybdenum (Mo), Selenium (Se); 7040A: Mercury (Hg)	Ryan Williams / Pace	8/31/22	1153		8/31/22	1153	

SAMPLER NAME AND SIGNATURE			TEMP in C	Received on Ice (Y/N)	Custody Sealed Cooler (Y/N)	Samples Intact (Y/N)
PRINT Name of SAMPLER:	Jake Sowards					
SIGNATURE of SAMPLER:		DATE Signed: 8/31/22				

CHAIN-OF-CUSTODY / Analytical Request Document

The Chain-of-Custody is a LEGAL DOCUMENT. All relevant fields must be completed accurately.

Page : 1 Of 1

Section A – Required Client Information:		Section B – Required Project Information:		Section C – Invoice Information:	
Company:	GA Power	Report To:	SCS Contacts	Attention:	Southern Co.
Address:	Atlanta, GA	Copy To:	Arcadis Contacts	Company Name:	
				Address:	
Email To:	laucoker@southernco.com	Purchase Order #:		Pace Quote:	
Phone:	470.620.6176 Fax	Project Name:	Plant Yates Pooled Upgradient	Pace Project Manager:	Nicole D'Oleo
Requested Due Date:		Project Number:		Pace Profile #:	10840

Regulatory Agency: —

State / Location: Georgia

ITEM #	SAMPLE ID (One Character per box. (A-Z, 0-9 / , -) Sample IDs must be unique)	MATRIX CODE (see valid codes to left)	SAMPLE TYPE (G=GRAB C=COMP)	COLLECTED START DATE	COLLECTED START TIME	COLLECTED END DATE	COLLECTED END TIME	SAMPLE TEMP AT COLLECTION	# OF CONTAINERS	Preservatives: Unpreserved	H2SO4	HNO3	HCl	NaOH	Na2S2O3	Methanol	Other	Analysis Test Y/N	App III/IV Metals	Cl, F, SO4	TDS (2540C)	RAD 9315/9320	App I / II (gypsum only)	Residual Chlorine (Y/N)	
1	YGWA-47	WG	G			--	--		5	2		3							X	X	X	X			pH:
2	GWA-2	WG	G			--	--		5	2		3							X	X	X	X	X		pH:
3	YGWA-4I	WG	G			--	--		5	2		3							X	X	X	X			pH:
4	YGWA-5I	WG	G			--	--		5	2		3							X	X	X	X			pH:
5	YGWA-5D	WG	G			--	--		5	2		3							X	X	X				pH:
6	YGWA-17S	WG	G	8/30	1540	--	--		5	2		3							X	X	X	X			pH: 4.68
7	YGWA-18S	WG	G	8/30	1035	--	--		5	2		3							X	X	X	X			pH: 5.18
8	YGWA-18I	WG	G	8/30	1335	--	--		5	2		3							X	X	X	X			pH: 5.82
9	YGWA-20S	WG	G			--	--		5	2		3							X	X	X	X			pH:
10	YGWA-21I	WG	G			--	--		5	2		3							X	X	X	X			pH:
11	YGWA-30I	WG	G			--	--		5	2		3							X	X	X	X			pH:
12	YGWA-14S	WG	G			--	--		5	2		3							X	X	X	X			pH:

Requested Analysis Filtered (Y/N)

3226

sample time 1010

ADDITIONAL COMMENTS	RELINQUISHED BY / AFFILIATION	DATE	TIME	ACCEPTED BY / AFFILIATION	DATE	TIME	SAMPLE CONDITIONS
Anions Suite 300.0 (Cl, F, Sulfate)	Jessica Ware (Arcadis)	8/31/22	0750	Ryan Williams / Pace	9/1/22	0850	
App III Metals: Boron 6020B, Ca 6010D; App VI 6020B: Zn, Ag, Ni, V		8/31/22	1002	Ryan Williams / Pace	9/1/22	1103	
App IV Metals 6020B: Antimony (Sb), Arsenic (As), Barium (Ba), Beryllium (Be), Cadmium (Cd), Chromium (Cr), Cobalt (Co), Lead (Pb), Lithium (Li), Molybdenum (Mo), Selenium (Se) 7040A: Mercury (Hg)	Ryan Williams / Pace	9/1/22	1153		9/31/22	1153	

SAMPLER NAME AND SIGNATURE			TEMP in C	Received on Ice (Y/N)	Custody Sealed Cooler (Y/N)	Samples Intact (Y/N)
PRINT Name of SAMPLER:	Jessica Ware					
SIGNATURE of SAMPLER:	Jessica Ware	DATE Signed: 8/31/22				

CHAIN-OF-CUSTODY / Analytical Request Document

The Chain-of-Custody is a LEGAL DOCUMENT. All relevant fields must be completed accurately

Page : 1 Of 1

Section A Required Client Information:		Section B Required Project Information:		Section C Invoice Information:	
Company:	GA Power	Report To:	SCS Contacts	Attention:	Southern Co.
Address:	Atlanta, GA	Copy To:	Arcadis Contacts	Company Name:	
				Address:	
Email To:	laucoker@southernco.com	Purchase Order #		Pace Quote:	
Phone:	470.620.6176 Fax	Project Name:	Plant Yates Pooled Upgradient	Pace Project Manager:	Nicole D'Oleo
Requested Due Date:		Project Number:		Pace Profile #:	10640

Regulatory Agency: —

State / Location: Georgia

ITEM #	SAMPLE ID (One Character per box. (A-Z, 0-9 / , -) Sample Ids must be unique)	MATRIX CODE (use valid codes to left)	SAMPLE TYPE (G=GRAB C=COMP)	COLLECTED START DATE	COLLECTED START TIME	COLLECTED END DATE	COLLECTED END TIME	SAMPLE TEMP AT COLLECTION	# OF CONTAINERS	Preservatives: Unpreserved	H2SO4	HNO3	HCl	NaOH	Na2S2O3	Methanol	Other	Analysis Test Y/N	App III/IV Metals	Cl, F, SO4	TDS (25 deg C)	RAD 9315/9320	App I / II (gypsum only)	Residual Chlorine (Y/N)	
	Matrix: Drinking Water DW; Water WT; Waste Water WW; Product P; Soil/Solid SL; Oil OL; Wipe WP; Air AR; Other OT; Tissue TS																	Requested Analysis Filtered (Y/N)							
1	YGWA-4T	WG	G			--	--		5	2		3							X	X	X	X				pH:
2	GWA-2	WG	G			-	--		5	2		3							X	X	X	X	X			pH:
3	YGWA-4I	WG	G			-	--		5	2		3							X	X	X	X				pH:
4	YGWA-5I	WG	G	8/30/21	1052	-	--		5	2		3							X	X	X	X				pH: 5.05
5	YGWA-5D	WG	G	8/30/21	1205	-	--		5	2		3							X	X	X					pH: 7.40
6	YGWA-17S	WG	G			--	--		5	2		3							X	X	X	X				pH:
7	YGWA-18S	WG	G			-	--		5	2		3							X	X	X	X				pH:
8	YGWA-18I	WG	G			-	--		5	2		3							X	X	X	X				pH:
9	YGWA-20S	WG	G			-	--		5	2		3							X	X	X	X				pH:
10	YGWA-21I	WG	G	8/30/21	1420	-	--		5	2		3							X	X	X	X				pH:
11	YGWA-30I	WG	G			-	--		5	2		3							X	X	X	X				pH: 6.58
12	YGWA-14S	WG	G			-	--		5	2		3							X	X	X	X				pH:

ADDITIONAL COMMENTS	RELINQUISHED BY / AFFILIATION	DATE	TIME	ACCEPTED BY / AFFILIATION	DATE	TIME	SAMPLE CONDITIONS
Anions Suite 300.0 (Cl, F, Sulfate)	(Arcadis)	8/31/21	1003	Ryan Williams / Pace	8/31/21	1003	
App III Metals: Boron 6020B, Ca 6010D; App IV 6020B: Zn, Ag, Ni, V	Ryan Williams / Pace	8/31/21	1153		8/31/21	1153	
App IV: Metals 6020B: Antimony (Sb), Arsenic (As), Barium (Ba), Beryllium (Be), Cadmium (Cd), Chromium (Cr), Cobalt (Co), Lead (Pb), Lithium (Li), Molybdenum (Mo), Selenium (Se) 7040A: Mercury (Hg)							

SAMPLER NAME AND SIGNATURE			TEMP in C	Received on Ice (Y/N)	Custody Sealed Cooler (Y/N)	Samples Intact (Y/N)
PRINT Name of SAMPLER:	Mark Chest					
SIGNATURE of SAMPLER:		DATE Signed: 8/31/21				

CHAIN-OF-CUSTODY / Analytical Request Document

The Chain-of-Custody is a LEGAL DOCUMENT. All relevant fields must be completed accurately.

Page : 1 Of 1

Section A Required Client Information:		Section B Required Project Information:		Section C Invoice Information:	
Company:	GA Power	Report To:	SCS Contacts	Attention:	Southern Co.
Address:	Atlanta, GA	Copy To:	Arcadis Contacts	Company Name:	
				Address:	
Email To:	laucoker@southernco.com	Purchase Order #:		Pace Quote:	
Phone:	470.620.6176 Fax	Project Name:	Plant Yates Pooled Upgradient	Pace Project Manager:	Nicole D'Oleo
Requested Due Date:		Project Number:		Pace Profile #:	10840

Regulatory Agency
State / Location
Georgia

ITEM #	SAMPLE ID (One Character per box. (A-Z, 0-9 / , -) Sample IDs must be unique)	MATRIX CODE (see valid codes to left)	SAMPLE TYPE (G=GRAB C=COMP)	COLLECTED START DATE	COLLECTED START TIME	COLLECTED END DATE	COLLECTED END TIME	SAMPLE TEMP AT COLLECTION	# OF CONTAINERS	Preservatives: Unpreserved	H2SO4	HNO3	HCl	NaOH	Na2S2O3	Methanol	Other	Analysis Test Y/N	App III / IV Metals	Cl, F, SO4	TDS (2540C)	RAD 9315/9320	App I / II (gypsum only)	Residual Chlorine (Y/N)	
	MATRIX CODE: Drinking Water DW; Water WT; Waste Water WW; Product P; Soil/Solid SL; Oil OL; Wipe WP; Air AR; Other OT; Tissue TS																	Requested Analysis Filtered (Y/N)							
1	YGWA-39	WG	G			--	--		5	4		3							X	X	X	X			pH:
2	YGWA-40	WG	G			--	--		5	2		3							X	X	X	X			pH:
3	YGWA-1I	WG	G			--	--		5	2		3							X	X	X	X			pH:
4	YGWA-1D	WG	G	8/30	1350	--	--		5	2		3							X	X	X	X			pH: 7.2
5	YGWA-2I	WG	G	8/30	1600	--	--		5	2		3							X	X	X	X			pH: 7.04
6	YGWA-3I	WG	G			--	--		5	2		3							X	X	X	X			pH:
7	YGWA-3D	WG	G			--	--		5	2		3							X	X	X	X			pH:
8						--	--																		pH:
9						--	--																		pH:
10						--	--																		pH:
11						--	--																		
12						--	--																		

ADDITIONAL COMMENTS	RELINQUISHED BY / AFFILIATION	DATE	TIME	ACCEPTED BY / AFFILIATION	DATE	TIME	SAMPLE CONDITIONS
Anions Suite 300.0 (Cl, F, Sulfate)	Rachel Carson /Arcadis	8/31/22	800	[signature] AES	8/31/22	800	
App III Metals: Boron 6020B, Ca 6010D; App I/II 6020B: Zn, Ag, Ni, V	[signature] AES	8/31/22	1003	Ryan Williams / Pace	8/31/22	1003	
App IV: Metals 6020B: Antimony (Sb), Arsenic (As), Barium (Ba), Beryllium (Be), Cadmium (Cd) Chromium (Cr), Cobalt (Co), Lead (Pb), Lithium (Li), Molybdenum (Mo), Selenium (Se) 7040A: Mercury (Hg)	Ryan Williams / Pace	8/31/22	1153	[signature]	8/31/22	1153	

SAMPLER NAME AND SIGNATURE			TEMP in C	Received on Ice (Y/N)	Custody Sealed Cooler (Y/N)	Samples Intact (Y/N)
PRINT Name of SAMPLER:	Rachel Carson					
SIGNATURE of SAMPLER:	[signature]	DATE Signed: 8/31				

Pace	DC#_Title: ENV-FRM-HUN1-0083 v01_Sample Condition Upon Receipt
	Effective Date: 05/12/2022

Laboratory receiving samples:

Asheville ☐ Eden ☐ Greenwood ☐ Huntersville ☐ Raleigh ☐ Mechanicsville ☐ Atlanta ☑ Kernersville ☐

Sample Condition Upon Receipt

Client Name: GA Power

Project #:

WO#: 92623277

PM: NMG Due Date: 09/22/22

CLIENT: GA-GA Power

Courier: ☐ Commercial ☑ Fed Ex ☐ UPS ☐ USPS ☐ Client ☑ Pace ☐ Other ____

Custody Seal Present? ☐ Yes ☑ No Seals Intact? ☐ Yes ☐ No

Date/Initials Person Examining Contents: 9/1/22 DAP

Packing Material: ☐ Bubble Wrap ☐ Bubble Bags ☑ None ☐ Other

Biological Tissue Frozen? ☐ Yes ☐ No ☑ N/A

Thermometer: ☑ IR Gun ID: 230

Type of Ice: ☑ Wet ☐ Blue ☐ None

Cooler Temp: 2.5 Correction Factor: Add/Subtract (°C) 0.0

Cooler Temp Corrected (°C): 2.5

Temp should be above freezing to 6°C

☐ Samples out of temp criteria. Samples on ice, cooling process has begun

USDA Regulated Soil (☐ N/A, water sample)

Did samples originate in a quarantine zone within the United States: CA, NY, or SC (check maps)? ☐ Yes ☐ No

Did samples originate from a foreign source (internationally, including Hawaii and Puerto Rico)? ☐ Yes ☐ No

				Comments/Discrepancy:
Chain of Custody Present?	☑ Yes	☐ No	☐ N/A	1.
Samples Arrived within Hold Time?	☑ Yes	☐ No	☐ N/A	2.
Short Hold Time Analysis (<72 hr.)?	☐ Yes	☑ No	☐ N/A	3.
Rush Turn Around Time Requested?	☐ Yes	☑ No	☐ N/A	4.
Sufficient Volume?	☑ Yes	☐ No	☐ N/A	5.
Correct Containers Used?	☑ Yes	☐ No	☐ N/A	6.
-Pace Containers Used?	☑ Yes	☐ No	☐ N/A	
Containers Intact?	☑ Yes	☐ No	☐ N/A	7.
Dissolved analysis: Samples Field Filtered?	☐ Yes	☐ No	☑ N/A	8.
Sample Labels Match COC?	☑ Yes	☐ No	☐ N/A	9.
-Includes Date/Time/ID/Analysis Matrix: W				
Headspace in VOA Vials (>5-6mm)?	☐ Yes	☐ No	☑ N/A	10.
Trip Blank Present?	☐ Yes	☐ No	☑ N/A	11.
Trip Blank Custody Seals Present?	☐ Yes	☐ No	☑ N/A	

COMMENTS/SAMPLE DISCREPANCY

Field Data Required? ☐ Yes ☐ No

Lot ID of split containers:

pH Strip LotN 10D4611

CLIENT NOTIFICATION/RESOLUTION

Person contacted: Date/Time:

Project Manager SCURF Review: Date:

Project Manager SRF Review: Date:

2377
& 3226

CHAIN-OF-CUSTODY / Analytical Request Document

The Chain-of-Custody is a LEGAL DOCUMENT. All relevant fields must be completed accurately.

Page : 1 Of 2

Section A Required Client Information:		Section B Required Project Information:		Section C Invoice Information:	
Company:	GA Power	Report To:	SCS Contacts	Attention:	Southern Co.
Address:	Atlanta, GA	Copy To:	Arcadis Contacts	Company Name:	
				Address:	
Email To:	laucoker@southernco.com	Purchase Order #:		Pace Quote:	
Phone:	470.620.6176 Fax:	Project Name:	Plant Yates Pooled Upgradient	Pace Project Manager:	Nicole D'Oleo
Requested Due Date:		Project Number:		Pace Profile #:	10840

Regulatory Agency: —
State / Location: Georgia

Requested Analysis Filtered (Y/N)

ITEM #	SAMPLE ID (One Character per box. (A-Z, 0-9 / , -) Sample ids must be unique)	MATRIX CODE (see valid codes to left)	SAMPLE TYPE (G=GRAB C=COMP)	COLLECTED START DATE	COLLECTED START TIME	COLLECTED END DATE	COLLECTED END TIME	SAMPLE TEMP AT COLLECTION	# OF CONTAINERS	Preservatives: Unpreserved	H2SO4	HNO3	HCl	NaOH	Na2S2O3	Methanol	Other	Analysis Test Y/N	App III/IV Metals	Cl, F, SO4	TDS (2540C)	RAD 9315/9320	App I / II (gypsum only)	Residual Chlorine (Y/N)	
1	YGWA-47	WG	G			–	–		5	2		3						X	X	X	X				pH:
2	GWA-2	WG	G			–	–		5	2		3						X	X	X	X		X		pH:
3	YGWA-4I	WG	G			–	–		5	2		3						X	X	X	X				pH:
4	YGWA-5I	WG	G			–	–		5	2		3						X	X	X	X				pH:
5	YGWA-5D	WG	G			–	–		5	2		3						X	X	X					pH:
6	YGWA-17S	WG	G			–	–		5	2		3						X	X	X	X				pH:
7	YGWA-18S	WG	G			–	–		5	2		3						X	X	X	X				pH:
8	YGWA-18I	WG	G			–	–		5	2		3						X	X	X	X				pH:
9	YGWA-20S	WG	G			–	–		5	2		3						X	X	X	X				pH:
10	YGWA-21I	WG	G			–	–		5	2		3						X	X	X	X				pH:
11	YGWA-30I	WG	G	9/1	1130	–	–		5	2		3						X	X	X	X				pH: 5.87
12	YGWA-14S	WG	G	9/1	1415	–	–		5	2		3						X	X	X	X				pH: 5.15

ADDITIONAL COMMENTS	RELINQUISHED BY / AFFILIATION	DATE	TIME	ACCEPTED BY / AFFILIATION	DATE	TIME	SAMPLE CONDITIONS
Anions Suite 300.0 (Cl, F, Sulfate)	Khalil Carter / Arcadis	9/1/22	0800	[signature] / AUS	9/1/22	800	
App III Metals: Boron 6020B, Ca 6010D: App I/II 6020B: Zn, Ag, Ni, V	[signature] / AUS			Ryan Williams / Pace	9/1/22	0915	
App IV: Metals 6020B: Antimony (Sb), Arsenic (As), Barium (Ba), Beryllium (Be), Cadmium (Cd), Chromium (Cr), Cobalt (Co), Lead (Pb), Lithium (Li), Molybdenum (Mo), Selenium (Se) 7040A: Mercury (Hg)	Ryan Williams / Pace	9/1/22	1055				

SAMPLER NAME AND SIGNATURE

PRINT Name of SAMPLER: Khalil Carter

SIGNATURE of SAMPLER: [signature] DATE Signed: 9/1

TEMP in C	Received on Ice (Y/N)	Custody Sealed Cooler (Y/N)	Samples Intact (Y/N)

CHAIN-OF-CUSTODY / Analytical Request Document

The Chain-of-Custody is a LEGAL DOCUMENT. All relevant fields must be completed accurately.

Page : 2 Of 3

Section A Required Client Information:		Section B Required Project Information:		Section C Invoice Information:		
Company:	GA Power	Report To:	SCS Contacts	Attention:	Southern Co.	
Address:	Atlanta, GA	Copy To:	Arcadis Contacts	Company Name:		Regulatory Agency
				Address:		
Email To:	laucaker@southernco.com	Purchase Order #:		Pace Quote:		
Phone:	470.620.6176 Fax	Project Name:	Plant Yates Pooled Upgradient	Pace Project Manager:	Nicole D'Oleo	State / Location
Requested Due Date:		Project Number:		Pace Profile #:	10840	Georgia

ITEM #	SAMPLE ID One Character per box. (A-Z, 0-9 / , -) Sample ids must be unique MATRIX CODE: Drinking Water DW; Water WT; Waste Water WW; Product P; Soil/Solid SL; Oil OL; Wipe WP; Air AR; Other OT; Tissue TS	MATRIX CODE (use valid codes to left)	SAMPLE TYPE (G=GRAB C=COMP)	COLLECTED START DATE	COLLECTED START TIME	COLLECTED END DATE	COLLECTED END TIME	SAMPLE TEMP AT COLLECTION	# OF CONTAINERS	Preservatives: Unpreserved	H2SO4	HNO3	HCl	NaOH	Na2S2O3	Methanol	Other	Requested Analysis Filtered (Y/N) Y/N	Analyses Test	App III / IV Metals	Cl, F, SO4	TDS (2540C)	RAD 9315/9320	App I / II (gypsum only)	Residual Chlorine (Y/N)	
1	YGWA-39	WG	G			–	–		5	2		3							X	X	X	X					pH:
2	YGWA-40	WG	G			–	–		5	2		3							X	X	X	X					pH:
3	YGWA-1I	WG	G	9/31	0916	–	–		5	2		3							X	X	X	X					pH: 5.64
4	YGWA-1D	WG	G			–	–		5	2		3							X	X	X	X					pH:
5	YGWA-2I	WG	G			–	–		5	2		3							X	X	X	X					pH:
6	YGWA-3I	WG	G			–	–		5	2		3							X	X	X	X					pH:
7	YGWA-3D	WG	G			–	–		5	2		3							X	X	X	X					pH:
8						–	–																				pH:
9						–	–																				pH:
10						–	–																				pH:
11						–	–																				
12						–	–																				

ADDITIONAL COMMENTS	RELINQUISHED BY / AFFILIATION	DATE	TIME	ACCEPTED BY / AFFILIATION	DATE	TIME	SAMPLE CONDITIONS
Anions Suite 300.0 (Cl, F, Sulfate)	/Arcadis	9/1/22	0800	/Ryan Williams / Pace	9/1/22	0800	
App III Metals: Boron 6020B, Ca 6010D; App I/II 6020B: Zn, Ag, Ni, V	/Arcadis	9/1/22		/Ryan Williams / Pace	9/1/22	0905	
App IV: Metals 6020B: Antimony (Sb), Arsenic (As), Barium (Ba), Beryllium (Be), Cadmium (Cd), Chromium (Cr), Cobalt (Co), Lead (Pb), Lithium (Li), Molybdenum (Mo), Selenium (Se) 7040A: Mercury (Hg)	Ryan Williams / Pace	9/1/22	1056				

SAMPLER NAME AND SIGNATURE			TEMP in C	Received on Ice (Y/N)	Custody Sealed Cooler (Y/N)	Samples Intact (Y/N)
PRINT Name of SAMPLER:						
SIGNATURE of SAMPLER:	DATE Signed: 9/1					

CHAIN-OF-CUSTODY / Analytical Request Document

The Chain-of-Custody is a LEGAL DOCUMENT. All relevant fields must be completed accurately.

Page : 1 Of 1

Section A — Required Client Information:

Company:	GA Power
Address:	Atlanta, GA
Email To:	laucoker@southernco.com
Phone:	470.620.6176 Fax:
Requested Due Date:	

Section B — Required Project Information:

Report To:	SCS Contacts
Copy To:	Arcadis Contacts
Purchase Order #:	
Project Name:	Plant Yates Pooled Upgradient
Project Number:	

Section C — Invoice Information:

Attention:	Southern Co.
Company Name:	
Address:	
Pace Quote:	
Pace Project Manager:	Nicole D'Oleo
Pace Profile #:	10840

Regulatory Agency: —

State / Location: Georgia

ITEM #	SAMPLE ID (One Character per box. (A-Z, 0-9 / , -) Sample Ids must be unique)	MATRIX CODE (see valid codes to left)	SAMPLE TYPE (G=GRAB C=COMP)	COLLECTED START DATE	COLLECTED START TIME	COLLECTED END DATE	COLLECTED END TIME	SAMPLE TEMP AT COLLECTION	# OF CONTAINERS	Preservatives: Unpreserved	H2SO4	HNO3	HCl	NaOH	Na2S2O3	Methanol	Other	Analyses Test Y/N	App III/IV Metals	Cl, F, SO4	TDS (2540C)	RAD 9315/9320	App I / II (gypsum only)	Residual Chlorine (Y/N)	
1	YGWA-47	WG	G	8/31	0915	–	–		5	2		3							X	X	X	X			pH: 5.32
2	GWA-2	WG	G			–	–		5	2		3							X	X	X	X	X		pH:
3	YGWA-4I	WG	G			–	–		5	2		3							X	X	X	X			pH:
4	YGWA-5I	WG	G			–	–		5	2		3							X	X	X	X			pH:
5	YGWA-6D	WG	G			–	–		5	2		3							X	X	X	-			pH:
6	YGWA-17S	WG	G			–	–		5	2		3							X	X	X	X			pH:
7	YGWA-18S	WG	G			–	–		5	2		3							X	X	X	X			pH:
8	YGWA-18I	WG	G			–	–		5	2		3							X	X	X	X			pH:
9	YGWA-20S	WG	G			–	–		5	2		3							X	X	X	X			pH:
10	YGWA-21I	WG	G			–	–		5	2		3							X	X	X	X			pH:
11	YGWA-30I	WG	G			–	–		5	2		3							X	X	X	X			pH:
12	YGWA-14S	WG	G			–	–		5	2		3							X	X	X	X			pH:

ADDITIONAL COMMENTS	RELINQUISHED BY / AFFILIATION	DATE	TIME	ACCEPTED BY / AFFILIATION	DATE	TIME	SAMPLE CONDITIONS
Anions Suite 300.0 (Cl, F, Sulfate)	/Arcadis	9/1/22	0800	AS	9/1/22	0800	
App III Metals: Boron 6020B, Ca 6010D; App I/II 6020B: Zn, Ag, Ni, V	AS	9/1/22		Ryan Willia-i / Pace	9/1/22	0905	
App IV: Metals 6020B: Antimony (Sb), Arsenic (As), Barium (Ba), Beryllium (Be), Cadmium (Cd), Chromium (Cr), Cobalt (Co), Lead (Pb), Lithium (Li), Molybdenum (Mo), Selenium (Se) 7040A: Mercury (Hg)	Ryan Willia-i / Pace	9/1/22	1055				

SAMPLER NAME AND SIGNATURE

PRINT Name of SAMPLER: Jake Swanson

SIGNATURE of SAMPLER: [signature]

DATE Signed: 9/1/22

TEMP in C	Received on Ice (Y/N)	Custody Sealed Cooler (Y/N)	Samples Intact (Y/N)

CHAIN-OF-CUSTODY / Analytical Request Document

The Chain-of-Custody is a LEGAL DOCUMENT. All relevant fields must be completed accurately.

Page : 1 Of 2

Section A Required Client Information:		Section B Required Project Information:		Section C Invoice Information:	
Company:	GA Power	Report To:	SCS Contacts	Attention:	Southern Co.
Address:	Atlanta, GA	Copy To:	Arcadis Contacts	Company Name:	
				Address:	
Email To:	laucoker@southernco.com	Purchase Order #:		Pace Quote:	
Phone:	470.620.6176 Fax	Project Name:	Plant Yates Pooled Upgradient	Pace Project Manager:	Nicole D'Oleo
Requested Due Date:		Project Number:		Pace Profile #:	10840

Regulatory Agency
State / Location
Georgia

ITEM #	SAMPLE ID (One Character per box. (A-Z, 0-9 / , -) Sample Ids must be unique)	MATRIX CODE (see valid codes to left)	SAMPLE TYPE (G=GRAB C=COMP)	COLLECTED START DATE	COLLECTED START TIME	COLLECTED END DATE	COLLECTED END TIME	SAMPLE TEMP AT COLLECTION	# OF CONTAINERS	Preservatives: Unpreserved	H2SO4	HNO3	HCl	NaOH	Na2S2O3	Methanol	Other	Analyses Test Y/N	App III/IV Metals	Cl, F, SO4	TDS (2540C)	RAD 9315/9320	App I / II (gypsum only)	Residual Chlorine (Y/N)	
1	YGWA-47	WG	G			-	-		5	2		3							X	X	X	X			pH:
2	GWA-2	WG	G			-	-		5	2		3							X	X	X	X	X		pH:
3	YGWA-4I	WG	G	8/31	1537	-	-		5	2		3							X	X	X	X			pH: 5.50
4	YGWA-5I	WG	G			-	-		5	2		3							X	X	X	X			pH:
5	YGWA-5D	WG	G			-	-		5	2		3							X	X	X				pH:
6	YGWA-17S	WG	G			-	-		5	2		3							X	X	X	X			pH:
7	YGWA-18S	WG	G			-	-		5	2		3							X	X	X	X			pH:
8	YGWA-18I	WG	G			-	-		5	2		3							X	X	X	X			pH:
9	YGWA-20S	WG	G	8/31	1257	-	-		5	2		3							X	X	X	X			pH: 5.38
10	YGWA-21I	WG	G			-	-		5	2		3							X	X	X	X			pH:
11	YGWA-30I	WG	G			-	-		5	2		3							X	X	X	X			pH:
12	YGWA-14S	WG	G			-	-		5	2		3							X	X	X	X			pH:

ADDITIONAL COMMENTS	RELINQUISHED BY / AFFILIATION	DATE	TIME	ACCEPTED BY / AFFILIATION	DATE	TIME	SAMPLE CONDITIONS
Anions Suite 300.0 (Cl, F, Sulfate)	Jessica Ware /Arcadis	8/1/22	0300	[illegible] /Pace	8/1/22	0200	
App III Metals: Boron 6020B, Ca 6010D; App I/III 6020B: Zn, Ag, Ni, V	[illegible] /Arcadis	8/1/22		Ryan Williams /Pace	8/1/22	0905	
App IV: Metals 6020B: Antimony (Sb), Arsenic (As), Barium (Ba), Beryllium (Be), Cadmium (Cd), Chromium (Cr), Cobalt (Co), Lead (Pb), Lithium (Li), Molybdenum (Mo), Selenium (Se) 7040A: Mercury (Hg)	Ryan Williams /Pace	8/1/22	1045				

SAMPLER NAME AND SIGNATURE			TEMP in C	Received on Ice (Y/N)	Custody Sealed Cooler (Y/N)	Samples Intact (Y/N)
PRINT Name of SAMPLER:	Jessica Ware					
SIGNATURE of SAMPLER:	[signature]	DATE Signed: 8/1/22				

CHAIN-OF-CUSTODY / Analytical Request Document

The Chain-of-Custody is a LEGAL DOCUMENT. All relevant fields must be completed accurately.

Page : 1 Of 1

Section A Required Client Information:		Section B Required Project Information:		Section C Invoice Information:	
Company:	GA Power	Report To:	SCS Contacts	Attention:	Southern Co.
Address:	Atlanta, GA	Copy To:	Arcadis Contacts	Company Name:	
				Address:	
Email To:	laucoker@southernco.com	Purchase Order #:		Pace Quote:	
Phone:	470.620.6176 Fax	Project Name:	Plant Yates Pooled Upgradient	Pace Project Manager:	Nicole D'Oleo
Requested Due Date:		Project Number:		Pace Profile #:	10840

Regulatory Agency

State / Location: Georgia

ITEM #	SAMPLE ID (One Character per box. (A-Z, 0-9 / , -) Sample ids must be unique)	MATRIX CODE (see valid codes to left)	SAMPLE TYPE (G=GRAB C=COMP)	COLLECTED START DATE	COLLECTED START TIME	COLLECTED END DATE	COLLECTED END TIME	SAMPLE TEMP AT COLLECTION	# OF CONTAINERS	Preservatives: Unpreserved	H2SO4	HNO3	HCl	NaOH	Na2S2O3	Methanol	Other	Analyses Test Y/N	App III / IV Metals	Cl, F, SO4	TDS (2540C)	RAD 9315/9320	App I / II (gypsum only)	Residual Chlorine (Y/N)	
1	YGWA-39	WG	G	8/31/22	1350	–	–		5	2		3						X	X	X	X	X			pH: 5.30
2	YGWA-40	WG	G	8/31/22	1649	–	–		5	2		3						X	X	X	X	X			pH: 4.53
3	YGWA-1I	WG	G			–	–		5	2		3						X	X	X	X	X			pH:
4	YGWA-1D	WG	G			–	–		5	2		3						X	X	X	X	X			pH:
5	YGWA-2I	WG	G			–	–		5	2		3						X	X	X	X	X			pH:
6	YGWA-3I	WG	G			–	–		5	2		3						X	X	X	X	X			pH:
7	YGWA-3D	WG	G			–	–		5	2		3						X	X	X	X	X			pH:
8						–	–																		pH:
9						–	–																		pH:
10						–	–																		pH:
11						–	–																		
12						–	–																		

Matrix codes: Drinking Water DW; Water WT; Waste Water WW; Product P; Soil/Solid SL; Oil OL; Wipe WP; Air AR; Other OT; Tissue TS

ADDITIONAL COMMENTS	RELINQUISHED BY / AFFILIATION	DATE	TIME	ACCEPTED BY / AFFILIATION	DATE	TIME	SAMPLE CONDITIONS
Anions Suite 300.0 (Cl, F, Sulfate)	[signature] /Arcadis	9/1/22		Ryan Williams /Pace	9/1/22	0905	
App III Metals: Boron 6020B, Ca 6010D; App VII 6020B: Zn, Ag, Ni, V	Ryan Williams /Pace	9/1/22	1055				
App IV: Metals 6020B: Antimony (Sb), Arsenic (As), Barium (Ba), Beryllium (Be), Cadmium (Cd), Chromium (Cr), Cobalt (Co), Lead (Pb), Lithium (Li), Molybdenum (Mo), Selenium (Se) 7040A: Mercury (Hg)							

SAMPLER NAME AND SIGNATURE			TEMP in C	Received on Ice (Y/N)	Custody Sealed Cooler (Y/N)	Samples Intact (Y/N)
PRINT Name of SAMPLER:	[signature]					
SIGNATURE of SAMPLER:	[signature]	DATE Signed: 9/1/22				

½ 3207
3726

CHAIN-OF-CUSTODY / Analytical Request Document

The Chain-of-Custody is a LEGAL DOCUMENT. All relevant fields must be completed accurately.

Page: 2 of 2

Section A Required Client Information:		Section B Required Project Information:		Section C Invoice Information:	
Company:	GA Power	Report To:	SCS Contacts	Attention:	Southern Co.
Address:	Atlanta, GA	Copy To:	Arcadis Contacts	Company Name:	
				Address:	
Email To:	laucoker@southernco.com	Purchase Order #:		Pace Quote:	
Phone:	470.620.6176 Fax:	Project Name:	Plant Yates Pooled Upgradient	Pace Project Manager:	Nicole D'Oleo
Requested Due Date:		Project Number:		Pace Profile #:	10840

Regulatory Agency	
State / Location	
Georgia	

SAMPLE ID
One Character per box.
(A-Z, 0-9 / , -)
Sample Ids must be unique

MATRIX CODE: Drinking Water DW; Water WT; Waste Water WW; Product P; Soil/Solid SL; Oil OL; Wipe WP; Air AR; Other OT; Tissue TS

ITEM #	SAMPLE ID	MATRIX CODE (see valid codes to left)	SAMPLE TYPE (G=GRAB C=COMP)	COLLECTED START DATE	COLLECTED START TIME	COLLECTED END DATE	COLLECTED END TIME	SAMPLE TEMP AT COLLECTION	# OF CONTAINERS	Preservatives: Unpreserved	H2SO4	HNO3	HCl	NaOH	Na2S2O3	Methanol	Other	Analyses Test Y/N	App III / IV Metals	Cl, F, SO4	TDS (2540C)	RAD 9315/9320	App I / II (gpysum only)	Residual Chlorine (Y/N)	
1	YGWA-39	WG	G			–	–		5	2		3							X	X	X	X			pH:
2	YGWA-40	WG	G			–	–		5	2		3							X	X	X	X			pH:
3	YGWA-1I	WG	G			–	–		5	2		3							X	X	X	X			pH:
4	YGWA-1D	WG	G			–	–		5	2		3							X	X	X	X			pH:
5	YGWA-2I	WG	G			–	–		5	2		3							X	X	X	X			pH:
6	YGWA-3I	WG	G	8/31	1054	–	–		5	2		3							X	X	X	X			pH: 7.49
7	YGWA-3D	WG	G	8/31	0930	–	–		5	2		3							X	X	X	X			pH: 7.65
8						–	–																		pH:
9						–	–																		pH:
10						–	–																		pH:
11						–	–																		
12						–	–																		

ADDITIONAL COMMENTS	RELINQUISHED BY / AFFILIATION	DATE	TIME	ACCEPTED BY / AFFILIATION	DATE	TIME	SAMPLE CONDITIONS
Anions Suite 300.0 (Cl, F, Sulfate)	[signature] /Arcadis	9/1/22	0800	[signature] /AS	9/1/22	0800	
App III Metals: Boron 6020B, Ca 6010D; App I/II 6020B: Zn, Ag, Ni, V	[signature] /AS	9/1/22		Kyan Williams /Pace	9/1/22	0905	
App IV: Metals 6020B: Antimony (Sb), Arsenic (As), Barium (Ba), Beryllium (Be), Cadmium (Cd), Chromium (Cr), Cobalt (Co), Lead (Pb), Lithium (Li), Molybdenum (Mo), Selenium (Se) 7040A: Mercury (Hg)	Kyan Williams /Pace	9/1/22	1055				

SAMPLER NAME AND SIGNATURE

PRINT Name of SAMPLER: Jessica Ware

SIGNATURE of SAMPLER: [signature]

DATE Signed: 9/1/22

TEMP in C	Received on Ice (Y/N)	Custody Sealed Cooler (Y/N)	Samples Intact (Y/N)

Appendix E

Statistical Analysis

February 2022

Appendix III Statistically Significant Increase Summary (February 2022)

Appendix III Parameter	Monitoring Wells
Boron	YGWC-23S, YGWC-38, YGWC-41, YGWC-42, YGWC-43
Calcium	YGWC-38, YGWC-42
Sulfate	YGWC-38, YGWC-42
Total Dissolved Solids	YGWC-38, YGWC-41, YGW-42, YGWC-43

GROUNDWATER STATS CONSULTING

August 31, 2022

Southern Company Services
Attn: Ms. Lauren Coker
241 Ralph McGill Blvd NE, Bin 10160
Atlanta, GA 30308-3374

Re: Plant Yates Ash Management Area (AMA) and R6 CCR Landfill
February 2022 Statistical Analysis

Dear Ms. Coker,

Groundwater Stats Consulting, formerly the statistical consulting division of Sanitas Technologies, is pleased to provide the February 2022 semi-annual Groundwater Detection and Assessment Monitoring statistical analysis for Georgia Power Company's Plant Yates Ash Management Area (AMA) and R6 CCR Landfill. The analysis complies with the federal rule for the Disposal of Coal Combustion Residuals from Electric Utilities (CCR Rule, 2015), the Georgia Environmental Protection Division (EPD) Rules for Solid Waste Management Chapter 391-3-4-.10, and follows the United States Environmental Protection Agency (USEPA) Unified Guidance (2009).

Sampling for the Appendix III parameters began in 2016, and at least 8 background samples were collected at each of the groundwater monitoring wells. Semi-annual sampling of the majority of Appendix IV constituents has been performed for several years in accordance with the Georgia Department of Natural Resources, Environmental Protection Division groundwater monitoring regulations. A list of all parameters is provided below.

The monitoring well network, as provided by Southern Company Services, consists of the following:

- **Upgradient wells:**
  - **AP-1:** YGWA-47
  - **AP-2:** YGWA-1D, YGWA-1I, YGWA-2I, YGWA-3D, YGWA-3I, YGWA-14S and, YGWA-30I
  - **Gypsum Landfill:** GWA-2
  - **AMA-R6:** YGWA-17S, YGWA-18I, YGWA-18S, YGWA-20S, YGWA-21I, YGWA-39, YGWA-40, YGWA-4I, YGWA-5D, and YGWA-5I
- **Downgradient wells:** YGWC-23S, YGWC-24SA, YGWC-36A, YGWC-38, YGWC-41, YGWC-42, YGWC-43, YGWC-49
- **Delineation wells:** YAMW-1, YAMW-2, YAMW-3, YAMW-4, YAMW-5, PZ-35, PZ-37, and PZ-52D

Combined upgradient well data from all units at Plant Yates are utilized to construct statistical limits for Appendix III and IV parameters. When a minimum of 4 samples is available, delineation wells are evaluated using confidence intervals for the Appendix IV constituents.

Well YGWC-24SA was installed in June 2020 as a replacement well for YGWC-24S and well YGWC-36A was installed in September 2020 as a replacement well for YGWC-36 to supplement existing data for each respective well. In all cases, concentrations from both wells are below established MCLs. When a minimum of 8 samples have been collected from new well YGWC-36A, the Mann-Whitney test of medians will be used to evaluate whether the medians of data from both wells are statistically similar. In cases where there are statistically significant differences, the historical record will be truncated so that only data from new well YGWC-36A are evaluated in the confidence interval comparisons to respective Groundwater Protection Standards. Throughout this report, well YGWC-24SA refers to the combined data from both wells YGWC-24S and YGWC-24SA and well YGWC-36A refers to data from both wells YGWC-36 and YGWC-36A.

All data were sent electronically to Groundwater Stats Consulting, and the statistical analysis was reviewed Kristina Rayner, Founder and Senior Statistician to Groundwater Stats Consulting.

The CCR program consists of the constituents listed below. The terms "parameters" and "constituents" are used interchangeably.

- **Appendix III** (Detection Monitoring) **-** boron, calcium, chloride, fluoride, pH, sulfate, and TDS

- **Appendix IV** (Assessment Monitoring) **–** antimony, arsenic, barium, beryllium, cadmium, chromium, cobalt, combined radium 226 + 228, fluoride, lead, lithium, mercury, molybdenum, selenium, and thallium

Note that when there are no detections present in downgradient wells for a given constituent, statistical analyses are not required. A summary of Appendix IV downgradient and delineation well/constituent pairs with 100% non-detects follows this letter.

Combined upgradient well data from all units at Plant Yates are utilized to construct statistical limits for Appendix III and IV parameters. The absence of samples from upgradient wells will affect the sample size of the combined background data set that is used for interwell limits among all units at Plant Yates; however, the calculated limits are not affected greatly.

For all constituents, a substitution of the most recent reporting limit is used for non-detect data and this generally gives the most conservative limit in each case. In time series plots, a single reporting limit substitution is used across all wells for a given parameter since the wells are plotted as a group. For interwell prediction and tolerance limits, a single reporting limit substitution is used across upgradient wells for a given parameter. Regarding the case of cobalt, due to varying detection limits in individual wells, the most recent reporting limit of 0.005 mg/L was substituted across all wells for all calculations and reports.

Time series plots for Appendix III and IV parameters at all wells are provided for the purpose of screening data at these wells (Figure A). Additionally, a separate section of box plots is included for all constituents at upgradient and downgradient wells (Figure B). The time series plots are used to initially screen for suspected outliers and trends, while the box plots provide visual representation of variation within individual wells and between all wells. Values in background which have been flagged as outliers may be seen in a lighter font and as a disconnected symbol on the graphs. A summary of flagged outliers follows this report (Figure C).

Summary of Statistical Methods – Appendix III and IV Parameters

Based on the April 2019 evaluation and state and federal regulatory requirements described below, the following methods were selected for Appendix III and IV constituents:

- Appendix III: Interwell prediction limits, combined with a 1-of-2 resample plan for boron, calcium, chloride, fluoride, pH, sulfate, and TDS

- Appendix IV: Confidence intervals on downgradient well data compared against Ground Water Protection Standards (GWPS) for each Appendix IV constituent

The distribution of data is tested using the Shapiro-Wilk/Shapiro-Francia test for normality. Parametric prediction limits (or tolerance limits or confidence intervals as applicable) are utilized when the screened historical data follow a normal or transformed-normal distribution. When data cannot be normalized or the majority of data are non-detects, a nonparametric test is utilized. While the false positive rate associated with the parametric limits is based on an annual 10% (5% per semi-annual event) as recommended by the EPA Unified Guidance (2009), the false positive rate associated with the nonparametric limits is dependent upon the available background sample size, number of future comparisons, and verification resample plan. The following approaches are used for handling non-detects (USEPA, 2009):

- No statistical analyses are required on wells and analytes containing 100% non-detects (USEPA Unified Guidance, 2009, Chapter 6).
- When data contain <15% non-detects in background, simple substitution of one-half the reporting limit is utilized in the statistical analysis. The reporting limit utilized for non-detects is the most recent practical quantification limit (PQL) as reported by the laboratory.
- When data contain between 15-50% non-detects, the Kaplan-Meier non-detect adjustment is applied to the background data. This technique adjusts the mean and standard deviation of the historical concentrations to account for concentrations below the reporting limit.
- Nonparametric prediction limits are used on data containing greater than 50% non-detects.

Natural systems continuously evolve due to physical changes made to the environment. Examples include capping a landfill, paving areas near a well, or lining a drainage channel to prevent erosion. Periodic updating of background statistical limits is necessary to accommodate these types of changes. In the interwell case, prediction limits are updated with upgradient well data during each event after careful screening for any new outliers. In some cases, the earlier portion of data are deselected prior to construction of limits to provide sensitive limits that will rapidly detect changes in groundwater quality. Even though the data are excluded from the calculation, the values will continue to be reported and shown in tables and graphs.

Summary of Background Screening Conducted in April 2019

Outlier Analysis

Time series plots were used to identify suspected outliers, or extreme values that would result in limits that are not representative of the current background data population. Suspected outliers at all wells for Appendix III and Appendix IV parameters were formally tested using Tukey's box plot method and, when identified, flagged in the computer database with "o" and deselected prior to construction of statistical limits.

Using the Tukey box plot method, several outliers were identified. When the most recent value is identified as an outlier, values are not flagged in the database at this time as they may represent a possible trend. If future values do not remain at similar concentrations, these values will be flagged as outliers and deselected. Several low values exist in the data sets and appear on the graphs as possible low outliers relative to the laboratory's Practical Quantitation Limit. However, these values are observed trace values (i.e., measurements reported by the laboratory between the Method Detection Limit and the Practical Quantitation Limit) and, therefore, were not flagged as outliers.

During the time of the screening, none of the outliers identified by Tukey's method were flagged in the database as all values were either similar to remaining measurements within the same well and neighboring wells, or the values were reported non-detects. Subsequently, when all upgradient wells were pooled to construct statistical limits, one detected value of 6.3 s.u. for pH at well YGWA-47 (an upgradient well from AP-1) was flagged as an outlier because it was unusually high during a single event compared to all other values at neighboring wells. When any values are flagged in the database as outliers, they are plotted in a disconnected and lighter symbol on the time series graph. The accompanying data pages will display the flagged value in a lighter font as well. A substitution of the most recent reporting limit was applied when varying detection limits existed in data. When the reporting limit was higher than the CCR-rule specified levels discussed below, non-detects were substituted with one half the reporting limit.

Seasonality

No obvious seasonal patterns were observed on the time series plots for any of the detected data; therefore, no deseasonalizing adjustments were made to the data. When seasonal patterns are observed, data may be deseasonalized so that the resulting limits will correctly account for the seasonality as a predictable pattern rather than random variation or a release.

Trend Test Evaluation

While trends may be identified by visual inspection, a quantification of the trend and its significance is needed. The Sen's Slope/Mann Kendall trend test was used to evaluate all data at each well to identify statistically significant increasing or decreasing trends and the results of those findings were submitted with the screening. In the absence of suspected contamination, significant trending data are typically not included as part of the background data used for construction of prediction limits. This step serves to eliminate the trend and, thus, reduce variation in background. When statistically significant decreasing trends are present, all available data are evaluated to determine whether earlier concentration levels are significantly different than current reported concentrations and will be deselected as necessary. When any records of data are truncated for the reasons above, a summary report will be provided to show the date ranges used in construction of the statistical limits.

The results of the trend analyses showed several statistically significant decreasing and increasing trends for the Appendix III parameters. Most of the trends noted were relatively low in magnitude when compared to average concentrations, and the background time period is short with only two years of record, making it difficult to separate trends from normal year-to-year variation; therefore, no adjustments were made to the data sets. If the observed decreasing or increasing trends persist over a longer time frame, some records may need to be truncated.

Appendix III – Determination of Spatial Variation

The Analysis of Variance (ANOVA) was used to statistically evaluate differences in average concentrations among upgradient wells, which assists in identifying the most appropriate statistical approach. Interwell tests, which compare downgradient well data to statistical limits constructed from pooled upgradient well data, are appropriate when average concentrations are similar across upgradient wells. Intrawell tests, which compare compliance data from a single well to screened historical data within the same well, are appropriate when upgradient wells exhibit spatial variation; when statistical limits constructed from upgradient wells are not representative of the current background data population; and when downgradient water quality is unimpacted compared to upgradient water quality for the same parameter.

The ANOVA identified variation among upgradient well data for all Appendix III parameters. These constituents were further evaluated during the screening for the appropriateness of intrawell or interwell methods for each constituent. However, interwell

methods will be used for all Appendix III constituents in accordance with Georgia EPD requirements.

Statistical Analysis of Appendix III Parameters – February 2022

All Appendix III parameters were analyzed using interwell prediction limits. Background (upgradient) well data were re-assessed for potential outliers during this analysis. Values in background which have been flagged as outliers may be seen in a lighter font and as a disconnected symbol on the graphs. No new values were flagged for Appendix III parameters, and a summary of flagged outliers follows this report (Figure C).

Interwell Prediction Limits

Interwell prediction limits, combined with a 1-of-2 resample plan, were constructed using all historical upgradient well data through February 2022 (Figure D). Interwell prediction limits pool upgradient well data to establish a background limit for an individual constituent. The February 2022 sample from each downgradient well is compared to the background limit to determine whether initial exceedances are present.

In the event of an initial exceedance of compliance well data, the 1-of-2 resample plan allows for collection of one additional sample to determine whether the initial exceedance is confirmed. When a resample confirms the initial exceedance, a statistically significant increase is identified and further research would be required to identify the cause of the exceedance (i.e., impact from the site, natural variation, or an off-site source). If the resample falls within the statistical limit, the initial exceedance is considered to be a false positive result and, therefore, no exceedance is noted and no further action is necessary. If no resample is collected, the original result is considered a confirmed exceedance. A summary table of the interwell prediction limits follows this letter (Figure D). Prediction limit exceedances were noted for the following Appendix III well/constituent pairs:

- Boron: YGWC-23S, YGWC-38, YGWC-41, YGWC-42, and YGWC-43
- Calcium: YGWC-38 and YGWC-42
- Sulfate: YGWC-38 and YGWC-42
- TDS: YGWC-38, YGWC-41, YGWC-42, and YGWC-43

Trend Test Evaluation – Appendix III

When prediction limit exceedances are identified in downgradient wells, data are further evaluated using the Sen's Slope/Mann Kendall trend test to determine whether concentrations are statistically increasing, decreasing, or stable (Figure E). Upgradient

wells are included in the trend analyses for all parameters found to exceed their prediction limit in downgradient wells to identify whether similar patterns exist upgradient of the site. Upgradient trends are an indication of natural variability in groundwater unrelated to practices at the site. Both a summary and complete graphical results of the trend tests follow this report. Statistically significant trends were identified for the following well/constituent pairs:

Increasing:

- Boron: YGWC-43
- Calcium: GWA-2, YGWA-1D, YGWA-17S, and YGWA-21I (all upgradient)
- pH: YGWA-21I (upgradient)
- Sulfate: GWA-2, YGWA-1D, YGWA-3D, YGWA-3I, and YGWA-5I (all upgradient)
- TDS: GWA-2 (upgradient) and YGWC-43

Decreasing:

- Boron: YGWA-40 (upgradient), YGWC-38, YGWC-41, and YGWC-42
- Calcium: YGWA-1I (upgradient), YGWA-5D (upgradient), YGWA-18S (upgradient), YGWA-47 (upgradient), YGWC-38, and YGWC-42
- Sulfate: YGWA-5D (upgradient), YGWA-18I (upgradient), YGWA-39 (upgradient), YGWA-40 (upgradient), YGWA-47 (upgradient), YGWC-38, and YGWC-42
- TDS: YGWA-5D (upgradient), YGWA-40 (upgradient), YGWA-47 (upgradient), YGWC-38, YGWC-41, and YGWC-42

Statistical Analysis of Appendix IV Parameters – February 2022

For analysis of Appendix IV parameters, confidence intervals for each downgradient well/constituent were compared against corresponding Groundwater Protection Standards (GWPS). GWPS were developed as described below. Data from upgradient wells for Appendix IV parameters are reassessed for outliers during each analysis.

A high value of 0.072 mg/L for cobalt at upgradient well GWA-2 from the February 2022 sample event was flagged in order to maintain statistical limits that are conservative (i.e., lower) from a regulatory perspective. The reported measurements since August 2020 were previously flagged as these measurements were up to two orders of magnitude higher than remaining measurements at this well. If further studies indicate these measurements represent natural variation in groundwater quality, the values will be included in construction of interwell prediction limits. A summary of flagged outliers follows this report (Figure C).

Interwell Upper Tolerance Limits

First, interwell tolerance limits were used to calculate site-specific background limits from all available pooled upgradient well data through February 2022 for Appendix IV constituents (Figure F). Parametric tolerance limits are used when data follow a normal or transformed-normal distribution. When data contained greater than 50% non-detects or did not follow a normal or transformed-normal distribution, non-parametric tolerance limits were used. When the alpha level (or false positive rate) for a nonparametric limit is shown as NaN in the results table, it indicates that the background sample size is large enough such that the resulting alpha level (or false positive rate) is too small to display in the results table.

Groundwater Protection Standards

The background limits were then used when determining the groundwater protection standard (GWPS) under 40 CFR §257.95(h) and Georgia EPD Rule 391-3-4-.10(6)(a). On July 30, 2018, US EPA revised the Federal CCR rule updating GWPS for cobalt, lead, lithium, and molybdenum as described above in 40 CFR §257.95(h)(2). Effective on February 22, 2022, Georgia EPD incorporated the updated GWPS into the current Georgia EPD Rules for Solid Waste Management 391-3-4-.10(6)(a). In accordance with the updated Rules, the GWPS is:

- The maximum contaminant level (MCL) established under §141.62 and §141.66 of this title
- Where an MCL has not been established for a constituent, Federal and State CCR Rules specify levels for cobalt (0.006 mg/L), lead (0.015 mg/L), lithium (0.040 mg/L), and molybdenum (0.100 mg/L)
- The respective background level for a constituent when the background level is higher than the MCL or Federal CCR Rule identified GWPS

Following Georgia EPD Rule requirements and the Federal CCR requirements, GWPS were established for statistical comparison of Appendix IV constituents for this sample event (Figure G).

Confidence Intervals

To complete the statistical comparison to GWPS, confidence intervals were constructed for each of the Appendix IV constituents in accordance with the state requirements in each downgradient well (Figure H). Delineation wells were included when a minimum of 4 samples were available.

The Sanitas software was used to calculate the tolerance limits and the confidence intervals. Confidence intervals were compared to the GWPS prepared as described above. Only when the entire confidence interval is above a GWPS is the downgradient well/constituent pair considered to exceed its respective standard. If there is an exceedance of the GWPS, a statistically significant level (SSL) exceedance is identified. A summary of the confidence intervals follows this letter. When the entire records were evaluated, exceedances were noted for the following well/constituent pairs:

- Beryllium: YGWC-38
- Selenium: YGWC-38 and PZ-37

Trend Test Evaluation – Appendix IV

Data at wells with confidence interval exceedances are further evaluated using the Sen's Slope/Mann Kendall trend test to determine whether concentrations are statistically increasing, decreasing, or stable (Figure I). Upgradient wells are included in the trend analyses to identify whether similar patterns exist upgradient of the site for the same constituents. When trends are present in upgradient trends, it is an indication of natural variability in groundwater quality unrelated to practices at the site. A summary of the Appendix IV trend test results follows this letter. Statistically significant trends were identified for the following well/constituent pairs:

Increasing trends:
- Selenium: YGWA-17S (upgradient)

Decreasing trends:
- Beryllium: YGWA-20S (upgradient) and YGWC-38
- Selenium: YGWC-38

Note that for beryllium at downgradient well YGWC-38, the more recent concentrations are lower than historical concentrations and do not exceed the GWPS. Therefore, a confidence interval for this well/constituent pair was constructed using the 8 most recent observations (August 2019 – February 2022) to further demonstrate the decrease in concentrations and compliance with the respective GWPS (Figure J). No confidence interval exceedance was identified for beryllium at this well.

Addendum Report - Cobalt YGWC-33S

Downgradient well YGWC-33S was abandoned in June 2020 and exhibited an exceedance at that time of the GWPS for cobalt, which was based on the wells immediately upgradient of this unit. During this analysis, this well/constituent pair was re-evaluated using the

current method of establishing an upper tolerance limit from the pooled upgradient well data through March 2020 from across all Yates sites rather than only the wells immediately upgradient of Yates AMA-R6 (Figure K). Additionally, the resultant upper tolerance limit for cobalt was compared to the CCR-Rule specified level (as mentioned above) to determine the GWPS (Figure L). A confidence interval was then constructed and compared against the GWPS (Figure M). No exceedance was identified.

Thank you for the opportunity to assist you in the statistical analysis of groundwater quality for Plant Yates Ash Management Area (AMA) and R6 CCR Landfill. If you have any questions or comments, please feel free to contact us.

For Groundwater Stats Consulting,

Andrew T. Collins
Project Manager

Kristina L. Rayner
Senior Statistician

100% Non-Detects: Appendix IV Downgradient & Delineation

Analysis Run 4/19/2022 5:35 PM View: Appendix IV
Plant Yates Client: Southern Company Data: Plant Yates AMA-R6

Antimony (mg/L)
YAMW-2, YAMW-3

Arsenic (mg/L)
YAMW-2

Beryllium (mg/L)
YAMW-4

Cadmium (mg/L)
YAMW-2, YAMW-3, YAMW-4, YGWC-43

Cobalt (mg/L)
YGWC-23S, YGWC-38

Fluoride (mg/L)
YAMW-1, YAMW-2, YAMW-3, YAMW-5

Lead (mg/L)
YAMW-3

Lithium (mg/L)
YAMW-2

Mercury (mg/L)
YAMW-1, YAMW-2, YAMW-3, YAMW-4, YAMW-5

Molybdenum (mg/L)
YAMW-2, YAMW-5, YGWC-23S, YGWC-38, YGWC-41

Selenium (mg/L)
YAMW-2, YAMW-3, YGWC-43

Thallium (mg/L)
YAMW-1, YAMW-2, YAMW-3, YAMW-4, YAMW-5, YGWC-23S, YGWC-38, YGWC-41, YGWC-42, YGWC-43

Interwell Prediction Limits - Significant Results

Plant Yates Client: Southern Company Data: Plant Yates AMA-R6 Printed 3/28/2022, 5:48 PM

Constituent	Well	Upper Lim.	Lower Lim.	Date	Observ.	Sig.	Bg N	Bg Mean	Std. Dev.	%NDs	ND Adj.	Transform	Alpha	Method
Boron (mg/L)	YGWC-23S	0.16	n/a	2/10/2022	1.5	Yes	331	n/a	n/a	48.04	n/a	n/a	0.00004917	NP Inter (normality) 1 of 2
Boron (mg/L)	YGWC-38	0.16	n/a	2/10/2022	5.4	Yes	331	n/a	n/a	48.04	n/a	n/a	0.00004917	NP Inter (normality) 1 of 2
Boron (mg/L)	YGWC-41	0.16	n/a	2/8/2022	4	Yes	331	n/a	n/a	48.04	n/a	n/a	0.00004917	NP Inter (normality) 1 of 2
Boron (mg/L)	YGWC-42	0.16	n/a	2/10/2022	14.4	Yes	331	n/a	n/a	48.04	n/a	n/a	0.00004917	NP Inter (normality) 1 of 2
Boron (mg/L)	YGWC-43	0.16	n/a	2/8/2022	2.3	Yes	331	n/a	n/a	48.04	n/a	n/a	0.00004917	NP Inter (normality) 1 of 2
Calcium (mg/L)	YGWC-38	37	n/a	2/10/2022	68.9	Yes	331	n/a	n/a	0.9063	n/a	n/a	0.00004917	NP Inter (normality) 1 of 2
Calcium (mg/L)	YGWC-42	37	n/a	2/10/2022	74.4	Yes	331	n/a	n/a	0.9063	n/a	n/a	0.00004917	NP Inter (normality) 1 of 2
Sulfate (mg/L)	YGWC-38	160	n/a	2/10/2022	290	Yes	331	n/a	n/a	6.042	n/a	n/a	0.00004917	NP Inter (normality) 1 of 2
Sulfate (mg/L)	YGWC-42	160	n/a	2/10/2022	485	Yes	331	n/a	n/a	6.042	n/a	n/a	0.00004917	NP Inter (normality) 1 of 2
Total Dissolved Solids (mg/L)	YGWC-38	223.8	n/a	2/10/2022	541	Yes	331	10.06	2.585	0.6042	None	sqrt(x)	0.0009403	Param Inter 1 of 2
Total Dissolved Solids (mg/L)	YGWC-41	223.8	n/a	2/8/2022	226	Yes	331	10.06	2.585	0.6042	None	sqrt(x)	0.0009403	Param Inter 1 of 2
Total Dissolved Solids (mg/L)	YGWC-42	223.8	n/a	2/10/2022	882	Yes	331	10.06	2.585	0.6042	None	sqrt(x)	0.0009403	Param Inter 1 of 2
Total Dissolved Solids (mg/L)	YGWC-43	223.8	n/a	2/8/2022	294	Yes	331	10.06	2.585	0.6042	None	sqrt(x)	0.0009403	Param Inter 1 of 2

Interwell Prediction Limits - All Results

Plant Yates Client: Southern Company Data: Plant Yates AMA-R6 Printed 3/28/2022, 5:48 PM

Constituent	Well	Upper Lim.	Lower Lim.	Date	Observ.	Sig.	Bg N	Bg Mean	Std. Dev.	%NDs	ND Adj.	Transform	Alpha	Method
Boron (mg/L)	**YGWC-23S**	**0.16**	**n/a**	**2/10/2022**	**1.5**	**Yes**	**331**	**n/a**	**n/a**	**48.04**	**n/a**	**n/a**	**0.00004917**	**NP Inter (normality) 1 of 2**
Boron (mg/L)	**YGWC-38**	**0.16**	**n/a**	**2/10/2022**	**5.4**	**Yes**	**331**	**n/a**	**n/a**	**48.04**	**n/a**	**n/a**	**0.00004917**	**NP Inter (normality) 1 of 2**
Boron (mg/L)	**YGWC-41**	**0.16**	**n/a**	**2/8/2022**	**4**	**Yes**	**331**	**n/a**	**n/a**	**48.04**	**n/a**	**n/a**	**0.00004917**	**NP Inter (normality) 1 of 2**
Boron (mg/L)	**YGWC-42**	**0.16**	**n/a**	**2/10/2022**	**14.4**	**Yes**	**331**	**n/a**	**n/a**	**48.04**	**n/a**	**n/a**	**0.00004917**	**NP Inter (normality) 1 of 2**
Boron (mg/L)	**YGWC-43**	**0.16**	**n/a**	**2/8/2022**	**2.3**	**Yes**	**331**	**n/a**	**n/a**	**48.04**	**n/a**	**n/a**	**0.00004917**	**NP Inter (normality) 1 of 2**
Boron (mg/L)	YGWC-49	0.16	n/a	2/8/2022	0.04ND	No	331	n/a	n/a	48.04	n/a	n/a	0.00004917	NP Inter (normality) 1 of 2
Boron (mg/L)	YGWC-24SA	0.16	n/a	2/10/2022	0.04ND	No	331	n/a	n/a	48.04	n/a	n/a	0.00004917	NP Inter (normality) 1 of 2
Boron (mg/L)	YGWC-36A	0.16	n/a	2/11/2022	0.019J	No	331	n/a	n/a	48.04	n/a	n/a	0.00004917	NP Inter (normality) 1 of 2
Calcium (mg/L)	YGWC-23S	37	n/a	2/10/2022	11.8	No	331	n/a	n/a	0.9063	n/a	n/a	0.00004917	NP Inter (normality) 1 of 2
Calcium (mg/L)	**YGWC-38**	**37**	**n/a**	**2/10/2022**	**68.9**	**Yes**	**331**	**n/a**	**n/a**	**0.9063**	**n/a**	**n/a**	**0.00004917**	**NP Inter (normality) 1 of 2**
Calcium (mg/L)	YGWC-41	37	n/a	2/8/2022	15	No	331	n/a	n/a	0.9063	n/a	n/a	0.00004917	NP Inter (normality) 1 of 2
Calcium (mg/L)	**YGWC-42**	**37**	**n/a**	**2/10/2022**	**74.4**	**Yes**	**331**	**n/a**	**n/a**	**0.9063**	**n/a**	**n/a**	**0.00004917**	**NP Inter (normality) 1 of 2**
Calcium (mg/L)	YGWC-43	37	n/a	2/8/2022	9.9	No	331	n/a	n/a	0.9063	n/a	n/a	0.00004917	NP Inter (normality) 1 of 2
Calcium (mg/L)	YGWC-49	37	n/a	2/8/2022	12.7	No	331	n/a	n/a	0.9063	n/a	n/a	0.00004917	NP Inter (normality) 1 of 2
Calcium (mg/L)	YGWC-24SA	37	n/a	2/10/2022	2.2	No	331	n/a	n/a	0.9063	n/a	n/a	0.00004917	NP Inter (normality) 1 of 2
Calcium (mg/L)	YGWC-36A	37	n/a	2/11/2022	4.6	No	331	n/a	n/a	0.9063	n/a	n/a	0.00004917	NP Inter (normality) 1 of 2
Chloride (mg/L)	YGWC-23S	10.9	n/a	2/10/2022	1.9	No	331	n/a	n/a	0	n/a	n/a	0.00004917	NP Inter (normality) 1 of 2
Chloride (mg/L)	YGWC-38	10.9	n/a	2/10/2022	4	No	331	n/a	n/a	0	n/a	n/a	0.00004917	NP Inter (normality) 1 of 2
Chloride (mg/L)	YGWC-41	10.9	n/a	2/8/2022	3.5	No	331	n/a	n/a	0	n/a	n/a	0.00004917	NP Inter (normality) 1 of 2
Chloride (mg/L)	YGWC-42	10.9	n/a	2/10/2022	3.3	No	331	n/a	n/a	0	n/a	n/a	0.00004917	NP Inter (normality) 1 of 2
Chloride (mg/L)	YGWC-43	10.9	n/a	2/8/2022	2.1	No	331	n/a	n/a	0	n/a	n/a	0.00004917	NP Inter (normality) 1 of 2
Chloride (mg/L)	YGWC-49	10.9	n/a	2/8/2022	4.2	No	331	n/a	n/a	0	n/a	n/a	0.00004917	NP Inter (normality) 1 of 2
Chloride (mg/L)	YGWC-24SA	10.9	n/a	2/10/2022	8.7	No	331	n/a	n/a	0	n/a	n/a	0.00004917	NP Inter (normality) 1 of 2
Chloride (mg/L)	YGWC-36A	10.9	n/a	2/11/2022	6.6	No	331	n/a	n/a	0	n/a	n/a	0.00004917	NP Inter (normality) 1 of 2
Fluoride (mg/L)	YGWC-23S	0.68	n/a	2/10/2022	0.1ND	No	400	n/a	n/a	67.5	n/a	n/a	0.00004917	NP Inter (NDs) 1 of 2
Fluoride (mg/L)	YGWC-38	0.68	n/a	2/10/2022	0.1ND	No	400	n/a	n/a	67.5	n/a	n/a	0.00004917	NP Inter (NDs) 1 of 2
Fluoride (mg/L)	YGWC-41	0.68	n/a	2/8/2022	0.1ND	No	400	n/a	n/a	67.5	n/a	n/a	0.00004917	NP Inter (NDs) 1 of 2
Fluoride (mg/L)	YGWC-42	0.68	n/a	2/10/2022	0.1ND	No	400	n/a	n/a	67.5	n/a	n/a	0.00004917	NP Inter (NDs) 1 of 2
Fluoride (mg/L)	YGWC-43	0.68	n/a	2/8/2022	0.066J	No	400	n/a	n/a	67.5	n/a	n/a	0.00004917	NP Inter (NDs) 1 of 2
Fluoride (mg/L)	YGWC-49	0.68	n/a	2/8/2022	0.1ND	No	400	n/a	n/a	67.5	n/a	n/a	0.00004917	NP Inter (NDs) 1 of 2
Fluoride (mg/L)	YGWC-24SA	0.68	n/a	2/10/2022	0.1ND	No	400	n/a	n/a	67.5	n/a	n/a	0.00004917	NP Inter (NDs) 1 of 2
Fluoride (mg/L)	YGWC-36A	0.68	n/a	2/11/2022	0.1ND	No	400	n/a	n/a	67.5	n/a	n/a	0.00004917	NP Inter (NDs) 1 of 2
pH (S.U.)	YGWC-23S	8.39	4.4	2/10/2022	5.51	No	410	n/a	n/a	0	n/a	n/a	0.00009834	NP Inter (normality) 1 of 2
pH (S.U.)	YGWC-38	8.39	4.4	2/10/2022	4.85	No	410	n/a	n/a	0	n/a	n/a	0.00009834	NP Inter (normality) 1 of 2
pH (S.U.)	YGWC-41	8.39	4.4	2/8/2022	5.07	No	410	n/a	n/a	0	n/a	n/a	0.00009834	NP Inter (normality) 1 of 2
pH (S.U.)	YGWC-42	8.39	4.4	2/10/2022	5.57	No	410	n/a	n/a	0	n/a	n/a	0.00009834	NP Inter (normality) 1 of 2
pH (S.U.)	YGWC-43	8.39	4.4	2/8/2022	5.82	No	410	n/a	n/a	0	n/a	n/a	0.00009834	NP Inter (normality) 1 of 2
pH (S.U.)	YGWC-49	8.39	4.4	2/8/2022	5.79	No	410	n/a	n/a	0	n/a	n/a	0.00009834	NP Inter (normality) 1 of 2
pH (S.U.)	YGWC-24SA	8.39	4.4	2/10/2022	4.66	No	410	n/a	n/a	0	n/a	n/a	0.00009834	NP Inter (normality) 1 of 2
pH (S.U.)	YGWC-36A	8.39	4.4	2/11/2022	5.58	No	410	n/a	n/a	0	n/a	n/a	0.00009834	NP Inter (normality) 1 of 2
Sulfate (mg/L)	YGWC-23S	160	n/a	2/10/2022	78.7	No	331	n/a	n/a	6.042	n/a	n/a	0.00004917	NP Inter (normality) 1 of 2
Sulfate (mg/L)	**YGWC-38**	**160**	**n/a**	**2/10/2022**	**290**	**Yes**	**331**	**n/a**	**n/a**	**6.042**	**n/a**	**n/a**	**0.00004917**	**NP Inter (normality) 1 of 2**
Sulfate (mg/L)	YGWC-41	160	n/a	2/8/2022	109	No	331	n/a	n/a	6.042	n/a	n/a	0.00004917	NP Inter (normality) 1 of 2
Sulfate (mg/L)	**YGWC-42**	**160**	**n/a**	**2/10/2022**	**485**	**Yes**	**331**	**n/a**	**n/a**	**6.042**	**n/a**	**n/a**	**0.00004917**	**NP Inter (normality) 1 of 2**
Sulfate (mg/L)	YGWC-43	160	n/a	2/8/2022	133	No	331	n/a	n/a	6.042	n/a	n/a	0.00004917	NP Inter (normality) 1 of 2
Sulfate (mg/L)	YGWC-49	160	n/a	2/8/2022	73.9	No	331	n/a	n/a	6.042	n/a	n/a	0.00004917	NP Inter (normality) 1 of 2
Sulfate (mg/L)	YGWC-24SA	160	n/a	2/10/2022	0.5ND	No	331	n/a	n/a	6.042	n/a	n/a	0.00004917	NP Inter (normality) 1 of 2
Sulfate (mg/L)	YGWC-36A	160	n/a	2/11/2022	16.4	No	331	n/a	n/a	6.042	n/a	n/a	0.00004917	NP Inter (normality) 1 of 2
Total Dissolved Solids (mg/L)	YGWC-23S	223.8	n/a	2/10/2022	180	No	331	10.06	2.585	0.6042	None	sqrt(x)	0.0009403	Param Inter 1 of 2
Total Dissolved Solids (mg/L)	**YGWC-38**	**223.8**	**n/a**	**2/10/2022**	**541**	**Yes**	**331**	**10.06**	**2.585**	**0.6042**	**None**	**sqrt(x)**	**0.0009403**	**Param Inter 1 of 2**
Total Dissolved Solids (mg/L)	**YGWC-41**	**223.8**	**n/a**	**2/8/2022**	**226**	**Yes**	**331**	**10.06**	**2.585**	**0.6042**	**None**	**sqrt(x)**	**0.0009403**	**Param Inter 1 of 2**
Total Dissolved Solids (mg/L)	**YGWC-42**	**223.8**	**n/a**	**2/10/2022**	**882**	**Yes**	**331**	**10.06**	**2.585**	**0.6042**	**None**	**sqrt(x)**	**0.0009403**	**Param Inter 1 of 2**
Total Dissolved Solids (mg/L)	**YGWC-43**	**223.8**	**n/a**	**2/8/2022**	**294**	**Yes**	**331**	**10.06**	**2.585**	**0.6042**	**None**	**sqrt(x)**	**0.0009403**	**Param Inter 1 of 2**
Total Dissolved Solids (mg/L)	YGWC-49	223.8	n/a	2/8/2022	164	No	331	10.06	2.585	0.6042	None	sqrt(x)	0.0009403	Param Inter 1 of 2
Total Dissolved Solids (mg/L)	YGWC-24SA	223.8	n/a	2/10/2022	78	No	331	10.06	2.585	0.6042	None	sqrt(x)	0.0009403	Param Inter 1 of 2
Total Dissolved Solids (mg/L)	YGWC-36A	223.8	n/a	2/11/2022	81	No	331	10.06	2.585	0.6042	None	sqrt(x)	0.0009403	Param Inter 1 of 2

Appendix III Trend Tests - Significant Results

Plant Yates Client: Southern Company Data: Plant Yates AMA-R6 Printed 3/28/2022, 5:51 PM

Constituent	Well	Slope	Calc.	Critical	Sig.	N	%NDs	Normality	Xform	Alpha	Method
Boron (mg/L)	YGWA-40 (bg)	-0.01631	-64	-53	Yes	15	0	n/a	n/a	0.01	NP
Boron (mg/L)	YGWC-38	-3.924	-83	-53	Yes	15	0	n/a	n/a	0.01	NP
Boron (mg/L)	YGWC-41	-2.621	-68	-53	Yes	15	0	n/a	n/a	0.01	NP
Boron (mg/L)	YGWC-42	-1.573	-62	-53	Yes	15	0	n/a	n/a	0.01	NP
Boron (mg/L)	YGWC-43	0.6123	69	53	Yes	15	0	n/a	n/a	0.01	NP
Calcium (mg/L)	YGWA-17S (bg)	0.1305	91	68	Yes	18	0	n/a	n/a	0.01	NP
Calcium (mg/L)	YGWA-18S (bg)	-0.07569	-96	-68	Yes	18	0	n/a	n/a	0.01	NP
Calcium (mg/L)	YGWA-21I (bg)	1.174	97	68	Yes	18	0	n/a	n/a	0.01	NP
Calcium (mg/L)	YGWA-5D (bg)	-1.819	-87	-68	Yes	18	0	n/a	n/a	0.01	NP
Calcium (mg/L)	YGWC-38	-29.53	-91	-53	Yes	15	0	n/a	n/a	0.01	NP
Calcium (mg/L)	YGWC-42	-11.96	-71	-53	Yes	15	0	n/a	n/a	0.01	NP
Calcium (mg/L)	YGWA-47 (bg)	-1.677	-83	-53	Yes	15	6.667	n/a	n/a	0.01	NP
Calcium (mg/L)	GWA-2 (bg)	3.816	78	58	Yes	16	6.25	n/a	n/a	0.01	NP
Calcium (mg/L)	YGWA-1D (bg)	0.7001	77	68	Yes	18	0	n/a	n/a	0.01	NP
Calcium (mg/L)	YGWA-1I (bg)	-0.0958	-81	-68	Yes	18	0	n/a	n/a	0.01	NP
Sulfate (mg/L)	YGWA-18I (bg)	-0.1558	-69	-68	Yes	18	22.22	n/a	n/a	0.01	NP
Sulfate (mg/L)	YGWA-39 (bg)	-2.833	-59	-53	Yes	15	0	n/a	n/a	0.01	NP
Sulfate (mg/L)	YGWA-40 (bg)	-9.797	-77	-53	Yes	15	0	n/a	n/a	0.01	NP
Sulfate (mg/L)	YGWA-5D (bg)	-3.238	-119	-68	Yes	18	0	n/a	n/a	0.01	NP
Sulfate (mg/L)	YGWA-5I (bg)	0.0955	100	68	Yes	18	0	n/a	n/a	0.01	NP
Sulfate (mg/L)	YGWC-38	-157.5	-94	-53	Yes	15	0	n/a	n/a	0.01	NP
Sulfate (mg/L)	YGWC-42	-111.1	-76	-53	Yes	15	0	n/a	n/a	0.01	NP
Sulfate (mg/L)	YGWA-47 (bg)	-19.14	-92	-53	Yes	15	0	n/a	n/a	0.01	NP
Sulfate (mg/L)	GWA-2 (bg)	18.82	81	58	Yes	16	0	n/a	n/a	0.01	NP
Sulfate (mg/L)	YGWA-1D (bg)	0.9733	103	68	Yes	18	0	n/a	n/a	0.01	NP
Sulfate (mg/L)	YGWA-3D (bg)	0.4345	86	68	Yes	18	0	n/a	n/a	0.01	NP
Sulfate (mg/L)	YGWA-3I (bg)	1.183	74	68	Yes	18	0	n/a	n/a	0.01	NP
Total Dissolved Solids (mg/L)	YGWA-40 (bg)	-13.89	-55	-53	Yes	15	0	n/a	n/a	0.01	NP
Total Dissolved Solids (mg/L)	YGWA-5D (bg)	-15.08	-97	-68	Yes	18	0	n/a	n/a	0.01	NP
Total Dissolved Solids (mg/L)	YGWC-38	-210	-75	-53	Yes	15	0	n/a	n/a	0.01	NP
Total Dissolved Solids (mg/L)	YGWC-41	-119.1	-83	-53	Yes	15	0	n/a	n/a	0.01	NP
Total Dissolved Solids (mg/L)	YGWC-42	-162.2	-79	-53	Yes	15	0	n/a	n/a	0.01	NP
Total Dissolved Solids (mg/L)	YGWC-43	86.07	65	53	Yes	15	0	n/a	n/a	0.01	NP
Total Dissolved Solids (mg/L)	YGWA-47 (bg)	-13.78	-75	-53	Yes	15	0	n/a	n/a	0.01	NP
Total Dissolved Solids (mg/L)	GWA-2 (bg)	24.56	61	58	Yes	16	0	n/a	n/a	0.01	NP

Appendix III Trend Tests - All Results

Plant Yates Client: Southern Company Data: Plant Yates AMA-R6 Printed 3/28/2022, 5:51 PM

Constituent	Well	Slope	Calc.	Critical	Sig.	N	%NDs	Normality	Xform	Alpha	Method
Boron (mg/L)	YGWA-17S (bg)	0.00005921	8	68	No	18	11.11	n/a	n/a	0.01	NP
Boron (mg/L)	YGWA-18I (bg)	0	-26	-68	No	18	77.78	n/a	n/a	0.01	NP
Boron (mg/L)	YGWA-18S (bg)	0.0001172	14	68	No	18	22.22	n/a	n/a	0.01	NP
Boron (mg/L)	YGWA-20S (bg)	0	-11	-68	No	18	88.89	n/a	n/a	0.01	NP
Boron (mg/L)	YGWA-21I (bg)	0	-46	-68	No	18	61.11	n/a	n/a	0.01	NP
Boron (mg/L)	YGWA-39 (bg)	0.007949	41	53	No	15	6.667	n/a	n/a	0.01	NP
Boron (mg/L)	**YGWA-40 (bg)**	**-0.01631**	**-64**	**-53**	**Yes**	**15**	**0**	**n/a**	**n/a**	**0.01**	**NP**
Boron (mg/L)	YGWA-4I (bg)	0	-5	-68	No	18	66.67	n/a	n/a	0.01	NP
Boron (mg/L)	YGWA-5D (bg)	0.0003037	26	68	No	18	11.11	n/a	n/a	0.01	NP
Boron (mg/L)	YGWA-5I (bg)	0	-32	-68	No	18	61.11	n/a	n/a	0.01	NP
Boron (mg/L)	YGWC-23S	-0.03367	-16	-68	No	18	0	n/a	n/a	0.01	NP
Boron (mg/L)	**YGWC-38**	**-3.924**	**-83**	**-53**	**Yes**	**15**	**0**	**n/a**	**n/a**	**0.01**	**NP**
Boron (mg/L)	**YGWC-41**	**-2.621**	**-68**	**-53**	**Yes**	**15**	**0**	**n/a**	**n/a**	**0.01**	**NP**
Boron (mg/L)	**YGWC-42**	**-1.573**	**-62**	**-53**	**Yes**	**15**	**0**	**n/a**	**n/a**	**0.01**	**NP**
Boron (mg/L)	**YGWC-43**	**0.6123**	**69**	**53**	**Yes**	**15**	**0**	**n/a**	**n/a**	**0.01**	**NP**
Boron (mg/L)	YGWA-47 (bg)	-0.0007235	-42	-53	No	15	0	n/a	n/a	0.01	NP
Boron (mg/L)	GWA-2 (bg)	0	17	58	No	16	62.5	n/a	n/a	0.01	NP
Boron (mg/L)	YGWA-14S (bg)	-0.0004307	-27	-68	No	18	11.11	n/a	n/a	0.01	NP
Boron (mg/L)	YGWA-1D (bg)	0.0003452	22	68	No	18	33.33	n/a	n/a	0.01	NP
Boron (mg/L)	YGWA-1I (bg)	0	-13	-68	No	18	72.22	n/a	n/a	0.01	NP
Boron (mg/L)	YGWA-2I (bg)	0	-10	-68	No	18	77.78	n/a	n/a	0.01	NP
Boron (mg/L)	YGWA-30I (bg)	0	-22	-68	No	18	83.33	n/a	n/a	0.01	NP
Boron (mg/L)	YGWA-3D (bg)	0	-8	-68	No	18	55.56	n/a	n/a	0.01	NP
Boron (mg/L)	YGWA-3I (bg)	0	-19	-68	No	18	88.89	n/a	n/a	0.01	NP
Calcium (mg/L)	**YGWA-17S (bg)**	**0.1305**	**91**	**68**	**Yes**	**18**	**0**	**n/a**	**n/a**	**0.01**	**NP**
Calcium (mg/L)	YGWA-18I (bg)	0.02072	10	68	No	18	0	n/a	n/a	0.01	NP
Calcium (mg/L)	**YGWA-18S (bg)**	**-0.07569**	**-96**	**-68**	**Yes**	**18**	**0**	**n/a**	**n/a**	**0.01**	**NP**
Calcium (mg/L)	YGWA-20S (bg)	0.04138	51	68	No	18	0	n/a	n/a	0.01	NP
Calcium (mg/L)	**YGWA-21I (bg)**	**1.174**	**97**	**68**	**Yes**	**18**	**0**	**n/a**	**n/a**	**0.01**	**NP**
Calcium (mg/L)	YGWA-39 (bg)	0.9186	40	53	No	15	0	n/a	n/a	0.01	NP
Calcium (mg/L)	YGWA-40 (bg)	-0.7684	-45	-53	No	15	6.667	n/a	n/a	0.01	NP
Calcium (mg/L)	YGWA-4I (bg)	0.009311	4	68	No	18	0	n/a	n/a	0.01	NP
Calcium (mg/L)	**YGWA-5D (bg)**	**-1.819**	**-87**	**-68**	**Yes**	**18**	**0**	**n/a**	**n/a**	**0.01**	**NP**
Calcium (mg/L)	YGWA-5I (bg)	0.06854	66	68	No	18	0	n/a	n/a	0.01	NP
Calcium (mg/L)	**YGWC-38**	**-29.53**	**-91**	**-53**	**Yes**	**15**	**0**	**n/a**	**n/a**	**0.01**	**NP**
Calcium (mg/L)	**YGWC-42**	**-11.96**	**-71**	**-53**	**Yes**	**15**	**0**	**n/a**	**n/a**	**0.01**	**NP**
Calcium (mg/L)	**YGWA-47 (bg)**	**-1.677**	**-83**	**-53**	**Yes**	**15**	**6.667**	**n/a**	**n/a**	**0.01**	**NP**
Calcium (mg/L)	**GWA-2 (bg)**	**3.816**	**78**	**58**	**Yes**	**16**	**6.25**	**n/a**	**n/a**	**0.01**	**NP**
Calcium (mg/L)	YGWA-14S (bg)	-0.00868	-30	-68	No	18	0	n/a	n/a	0.01	NP
Calcium (mg/L)	**YGWA-1D (bg)**	**0.7001**	**77**	**68**	**Yes**	**18**	**0**	**n/a**	**n/a**	**0.01**	**NP**
Calcium (mg/L)	**YGWA-1I (bg)**	**-0.0958**	**-81**	**-68**	**Yes**	**18**	**0**	**n/a**	**n/a**	**0.01**	**NP**
Calcium (mg/L)	YGWA-2I (bg)	0.08578	11	68	No	18	0	n/a	n/a	0.01	NP
Calcium (mg/L)	YGWA-30I (bg)	0.006518	17	68	No	18	0	n/a	n/a	0.01	NP
Calcium (mg/L)	YGWA-3D (bg)	0.5552	59	68	No	18	0	n/a	n/a	0.01	NP
Calcium (mg/L)	YGWA-3I (bg)	0.6025	52	68	No	18	0	n/a	n/a	0.01	NP
Sulfate (mg/L)	YGWA-17S (bg)	0.07043	47	68	No	18	0	n/a	n/a	0.01	NP
Sulfate (mg/L)	**YGWA-18I (bg)**	**-0.1558**	**-69**	**-68**	**Yes**	**18**	**22.22**	**n/a**	**n/a**	**0.01**	**NP**
Sulfate (mg/L)	YGWA-18S (bg)	-0.1518	-54	-68	No	18	11.11	n/a	n/a	0.01	NP
Sulfate (mg/L)	YGWA-20S (bg)	0	36	68	No	18	66.67	n/a	n/a	0.01	NP
Sulfate (mg/L)	YGWA-21I (bg)	-0.2086	-31	-68	No	18	0	n/a	n/a	0.01	NP
Sulfate (mg/L)	**YGWA-39 (bg)**	**-2.833**	**-59**	**-53**	**Yes**	**15**	**0**	**n/a**	**n/a**	**0.01**	**NP**
Sulfate (mg/L)	**YGWA-40 (bg)**	**-9.797**	**-77**	**-53**	**Yes**	**15**	**0**	**n/a**	**n/a**	**0.01**	**NP**
Sulfate (mg/L)	YGWA-4I (bg)	0.0866	30	68	No	18	0	n/a	n/a	0.01	NP
Sulfate (mg/L)	**YGWA-5D (bg)**	**-3.238**	**-119**	**-68**	**Yes**	**18**	**0**	**n/a**	**n/a**	**0.01**	**NP**
Sulfate (mg/L)	**YGWA-5I (bg)**	**0.0955**	**100**	**68**	**Yes**	**18**	**0**	**n/a**	**n/a**	**0.01**	**NP**

Appendix III Trend Tests - All Results

Plant Yates Client: Southern Company Data: Plant Yates AMA-R6 Printed 3/28/2022, 5:51 PM

Constituent	Well	Slope	Calc.	Critical	Sig.	N	%NDs	Normality	Xform	Alpha	Method
Sulfate (mg/L)	**YGWC-38**	**-157.5**	**-94**	**-53**	**Yes**	**15**	**0**	**n/a**	**n/a**	**0.01**	**NP**
Sulfate (mg/L)	**YGWC-42**	**-111.1**	**-76**	**-53**	**Yes**	**15**	**0**	**n/a**	**n/a**	**0.01**	**NP**
Sulfate (mg/L)	**YGWA-47 (bg)**	**-19.14**	**-92**	**-53**	**Yes**	**15**	**0**	**n/a**	**n/a**	**0.01**	**NP**
Sulfate (mg/L)	**GWA-2 (bg)**	**18.82**	**81**	**58**	**Yes**	**16**	**0**	**n/a**	**n/a**	**0.01**	**NP**
Sulfate (mg/L)	YGWA-14S (bg)	0.04468	14	68	No	18	0	n/a	n/a	0.01	NP
Sulfate (mg/L)	**YGWA-1D (bg)**	**0.9733**	**103**	**68**	**Yes**	**18**	**0**	**n/a**	**n/a**	**0.01**	**NP**
Sulfate (mg/L)	YGWA-1I (bg)	-0.1386	-20	-68	No	18	0	n/a	n/a	0.01	NP
Sulfate (mg/L)	YGWA-2I (bg)	0.7686	44	68	No	18	0	n/a	n/a	0.01	NP
Sulfate (mg/L)	YGWA-30I (bg)	-0.03944	-14	-68	No	18	11.11	n/a	n/a	0.01	NP
Sulfate (mg/L)	**YGWA-3D (bg)**	**0.4345**	**86**	**68**	**Yes**	**18**	**0**	**n/a**	**n/a**	**0.01**	**NP**
Sulfate (mg/L)	**YGWA-3I (bg)**	**1.183**	**74**	**68**	**Yes**	**18**	**0**	**n/a**	**n/a**	**0.01**	**NP**
Total Dissolved Solids (mg/L)	YGWA-17S (bg)	4.594	38	68	No	18	0	n/a	n/a	0.01	NP
Total Dissolved Solids (mg/L)	YGWA-18I (bg)	-0.8196	-15	-68	No	18	0	n/a	n/a	0.01	NP
Total Dissolved Solids (mg/L)	YGWA-18S (bg)	0.4481	12	68	No	18	0	n/a	n/a	0.01	NP
Total Dissolved Solids (mg/L)	YGWA-20S (bg)	3.147	36	68	No	18	0	n/a	n/a	0.01	NP
Total Dissolved Solids (mg/L)	YGWA-21I (bg)	12.83	63	68	No	18	0	n/a	n/a	0.01	NP
Total Dissolved Solids (mg/L)	YGWA-39 (bg)	28.42	53	53	No	15	0	n/a	n/a	0.01	NP
Total Dissolved Solids (mg/L)	**YGWA-40 (bg)**	**-13.89**	**-55**	**-53**	**Yes**	**15**	**0**	**n/a**	**n/a**	**0.01**	**NP**
Total Dissolved Solids (mg/L)	YGWA-4I (bg)	0.5267	6	68	No	18	0	n/a	n/a	0.01	NP
Total Dissolved Solids (mg/L)	**YGWA-5D (bg)**	**-15.08**	**-97**	**-68**	**Yes**	**18**	**0**	**n/a**	**n/a**	**0.01**	**NP**
Total Dissolved Solids (mg/L)	YGWA-5I (bg)	0	-4	-68	No	18	0	n/a	n/a	0.01	NP
Total Dissolved Solids (mg/L)	**YGWC-38**	**-210**	**-75**	**-53**	**Yes**	**15**	**0**	**n/a**	**n/a**	**0.01**	**NP**
Total Dissolved Solids (mg/L)	**YGWC-41**	**-119.1**	**-83**	**-53**	**Yes**	**15**	**0**	**n/a**	**n/a**	**0.01**	**NP**
Total Dissolved Solids (mg/L)	**YGWC-42**	**-162.2**	**-79**	**-53**	**Yes**	**15**	**0**	**n/a**	**n/a**	**0.01**	**NP**
Total Dissolved Solids (mg/L)	**YGWC-43**	**86.07**	**65**	**53**	**Yes**	**15**	**0**	**n/a**	**n/a**	**0.01**	**NP**
Total Dissolved Solids (mg/L)	**YGWA-47 (bg)**	**-13.78**	**-75**	**-53**	**Yes**	**15**	**0**	**n/a**	**n/a**	**0.01**	**NP**
Total Dissolved Solids (mg/L)	**GWA-2 (bg)**	**24.56**	**61**	**58**	**Yes**	**16**	**0**	**n/a**	**n/a**	**0.01**	**NP**
Total Dissolved Solids (mg/L)	YGWA-14S (bg)	0.8555	20	68	No	18	0	n/a	n/a	0.01	NP
Total Dissolved Solids (mg/L)	YGWA-1D (bg)	0.2702	7	68	No	18	0	n/a	n/a	0.01	NP
Total Dissolved Solids (mg/L)	YGWA-1I (bg)	-2.568	-31	-68	No	18	0	n/a	n/a	0.01	NP
Total Dissolved Solids (mg/L)	YGWA-2I (bg)	-2.032	-29	-68	No	18	0	n/a	n/a	0.01	NP
Total Dissolved Solids (mg/L)	YGWA-30I (bg)	2.779	37	68	No	18	11.11	n/a	n/a	0.01	NP
Total Dissolved Solids (mg/L)	YGWA-3D (bg)	1.473	15	68	No	18	0	n/a	n/a	0.01	NP
Total Dissolved Solids (mg/L)	YGWA-3I (bg)	1.513	13	68	No	18	0	n/a	n/a	0.01	NP

Upper Tolerance Limits Summary Table

Plant Yates Client: Southern Company Data: Plant Yates AMA-R6 Printed 4/19/2022, 5:31 PM

Constituent	Well	Upper Lim.	Lower Lim.	Date	Observ.	Sig.	Bg N	Bg Mean	Std. Dev.	%NDs	ND Adj.	Transform	Alpha	Method
Antimony (mg/L)	n/a	0.0047	n/a	n/a	n/a	n/a	353	n/a	n/a	87.25	n/a	n/a	NaN	NP Inter(NDs)
Arsenic (mg/L)	n/a	0.005	n/a	n/a	n/a	n/a	401	n/a	n/a	75.06	n/a	n/a	NaN	NP Inter(NDs)
Barium (mg/L)	n/a	0.071	n/a	n/a	n/a	n/a	401	n/a	n/a	2.743	n/a	n/a	NaN	NP Inter(normality)
Beryllium (mg/L)	n/a	0.0005	n/a	n/a	n/a	n/a	385	n/a	n/a	80.26	n/a	n/a	NaN	NP Inter(NDs)
Cadmium (mg/L)	n/a	0.00063	n/a	n/a	n/a	n/a	385	n/a	n/a	95.58	n/a	n/a	NaN	NP Inter(NDs)
Chromium (mg/L)	n/a	0.0093	n/a	n/a	n/a	n/a	353	n/a	n/a	79.6	n/a	n/a	NaN	NP Inter(NDs)
Cobalt (mg/L)	n/a	0.035	n/a	n/a	n/a	n/a	396	n/a	n/a	69.19	n/a	n/a	NaN	NP Inter(NDs)
Combined Radium 226 + 228 (pCi/L)	n/a	6.92	n/a	n/a	n/a	n/a	380	n/a	n/a	0	n/a	n/a	NaN	NP Inter(normality)
Fluoride (mg/L)	n/a	0.68	n/a	n/a	n/a	n/a	400	n/a	n/a	67.5	n/a	n/a	NaN	NP Inter(NDs)
Lead (mg/L)	n/a	0.0013	n/a	n/a	n/a	n/a	355	n/a	n/a	84.51	n/a	n/a	NaN	NP Inter(NDs)
Lithium (mg/L)	n/a	0.03	n/a	n/a	n/a	n/a	380	n/a	n/a	26.32	n/a	n/a	NaN	NP Inter(normality)
Mercury (mg/L)	n/a	0.0002	n/a	n/a	n/a	n/a	309	n/a	n/a	93.2	n/a	n/a	NaN	NP Inter(NDs)
Molybdenum (mg/L)	n/a	0.014	n/a	n/a	n/a	n/a	344	n/a	n/a	60.17	n/a	n/a	NaN	NP Inter(NDs)
Selenium (mg/L)	n/a	0.005	n/a	n/a	n/a	n/a	383	n/a	n/a	91.91	n/a	n/a	NaN	NP Inter(NDs)
Thallium (mg/L)	n/a	0.001	n/a	n/a	n/a	n/a	319	n/a	n/a	96.87	n/a	n/a	NaN	NP Inter(NDs)

YATES AMA-R6 GWPS				
Constituent Name	**MCL**	**CCR-Rule Specified**	**Background Limit**	**GWPS**
Antimony, Total (mg/L)	0.006		0.0047	0.006
Arsenic, Total (mg/L)	0.01		0.005	0.01
Barium, Total (mg/L)	2		0.071	2
Beryllium, Total (mg/L)	0.004		0.0005	0.004
Cadmium, Total (mg/L)	0.005		0.00063	0.005
Chromium, Total (mg/L)	0.1		0.0093	0.1
Cobalt, Total (mg/L)		0.006	0.035	0.035
Combined Radium, Total (pCi/L)	5		6.92	6.92
Fluoride, Total (mg/L)	4		0.68	4
Lead, Total (mg/L)		0.015	0.0013	0.015
Lithium, Total (mg/L)		0.04	0.03	0.04
Mercury, Total (mg/L)	0.002		0.0002	0.002
Molybdenum, Total (mg/L)		0.1	0.014	0.1
Selenium, Total (mg/L)	0.05		0.005	0.05
Thallium, Total (mg/L)	0.002		0.001	0.002

**Grey cell indicates Background Limit is higher than MCL or CCR Rule Specified Level*

**MCL = Maximum Contaminant Level*

**CCR = Coal Combustion Residual*

**GWPS = Groundwater Protection Standard*

Confidence Intervals - Significant Results

Plant Yates Client: Southern Company Data: Plant Yates AMA-R6 Printed 4/19/2022, 5:39 PM

Constituent	Well	Upper Lim.	Lower Lim.	Compliance	Sig.	N	Mean	Std. Dev.	%NDs	ND Adj.	Transform	Alpha	Method
Beryllium (mg/L)	**YGWC-38**	**0.005381**	**0.004128**	**0.004**	**Yes**	**16**	**0.004494**	**0.001209**	**0**	**None**	**x^4**	**0.01**	**Param.**
Selenium (mg/L)	**YGWC-38**	**0.249**	**0.073**	**0.05**	**Yes**	**16**	**0.1613**	**0.07941**	**0**	**None**	**No**	**0.01**	**NP (normality)**
Selenium (mg/L)	**PZ-37**	**0.2916**	**0.2149**	**0.05**	**Yes**	**13**	**0.2532**	**0.05155**	**0**	**None**	**No**	**0.01**	**Param.**

Confidence Intervals - All Results

Plant Yates Client: Southern Company Data: Plant Yates AMA-R6 Printed 4/19/2022, 5:39 PM

Constituent	Well	Upper Lim.	Lower Lim.	Compliance	Sig.	N	Mean	Std. Dev.	%NDs	ND Adj.	Transform	Alpha	Method
Antimony (mg/L)	YAMW-1	0.025	0.00037	0.006	No	7	0.005681	0.008573	57.14	None	No	0.008	NP (NDs)
Antimony (mg/L)	YAMW-4	0.001179	0.0004933	0.006	No	5	0.001674	0.001225	40	Kaplan-Meier	ln(x)	0.01	Param.
Antimony (mg/L)	YAMW-5	0.003	0.00033	0.006	No	5	0.002466	0.001194	80	Kaplan-Meier	No	0.031	NP (NDs)
Antimony (mg/L)	YGWC-23S	0.003	0.00085	0.006	No	18	0.002592	0.0009432	83.33	Kaplan-Meier	No	0.01	NP (NDs)
Antimony (mg/L)	YGWC-38	0.003	0.00063	0.006	No	15	0.002403	0.001051	73.33	Kaplan-Meier	No	0.01	NP (NDs)
Antimony (mg/L)	YGWC-41	0.003	0.0014	0.006	No	15	0.002893	0.0004131	93.33	Kaplan-Meier	No	0.01	NP (NDs)
Antimony (mg/L)	YGWC-42	0.003	0.00053	0.006	No	15	0.002835	0.0006378	93.33	None	No	0.01	NP (NDs)
Antimony (mg/L)	YGWC-43	0.003	0.00031	0.006	No	15	0.002821	0.0006946	93.33	None	No	0.01	NP (NDs)
Antimony (mg/L)	YGWC-49	0.003	0.0011	0.006	No	15	0.002709	0.0007763	86.67	None	No	0.01	NP (NDs)
Antimony (mg/L)	PZ-35	0.003	0.00039	0.006	No	7	0.002627	0.0009865	85.71	None	No	0.008	NP (NDs)
Antimony (mg/L)	PZ-37	0.003	0.0014	0.006	No	13	0.002673	0.0008263	84.62	None	No	0.01	NP (NDs)
Antimony (mg/L)	YGWC-24SA	0.003	0.0009	0.006	No	18	0.002883	0.000495	94.44	None	No	0.01	NP (NDs)
Antimony (mg/L)	YGWC-36A	0.0041	0.0014	0.006	No	18	0.004	0.006144	44.44	None	No	0.01	NP (normality)
Arsenic (mg/L)	YAMW-1	0.005	0.0023	0.01	No	8	0.004662	0.0009546	87.5	None	No	0.004	NP (NDs)
Arsenic (mg/L)	YAMW-4	0.002818	0.0001089	0.01	No	5	0.002878	0.00206	40	Kaplan-Meier	No	0.01	Param.
Arsenic (mg/L)	YAMW-5	0.002618	0.0006151	0.01	No	5	0.00297	0.001924	40	Kaplan-Meier	No	0.01	Param.
Arsenic (mg/L)	YGWC-23S	0.005	0.0025	0.01	No	20	0.004685	0.0009922	90	Kaplan-Meier	No	0.01	NP (NDs)
Arsenic (mg/L)	YGWC-38	0.002013	0.000835	0.01	No	16	0.001654	0.001397	12.5	None	ln(x)	0.01	Param.
Arsenic (mg/L)	YGWC-41	0.005	0.00062	0.01	No	16	0.002964	0.002135	50	None	No	0.01	NP (normality)
Arsenic (mg/L)	YGWC-42	0.002976	0.00149	0.01	No	16	0.002311	0.001241	12.5	None	sqrt(x)	0.01	Param.
Arsenic (mg/L)	YGWC-43	0.005	0.00099	0.01	No	16	0.004025	0.001777	75	None	No	0.01	NP (NDs)
Arsenic (mg/L)	YGWC-49	0.005	0.001	0.01	No	15	0.004164	0.001732	80	None	No	0.01	NP (NDs)
Arsenic (mg/L)	PZ-35	0.005	0.00069	0.01	No	8	0.003556	0.002016	62.5	None	No	0.004	NP (NDs)
Arsenic (mg/L)	PZ-37	0.005	0.0008	0.01	No	13	0.002357	0.001857	30.77	None	No	0.01	NP (normality)
Arsenic (mg/L)	YGWC-24SA	0.005	0.0024	0.01	No	20	0.004695	0.0009501	90	None	No	0.01	NP (NDs)
Arsenic (mg/L)	YGWC-36A	0.005	0.0014	0.01	No	20	0.003957	0.00186	75	None	No	0.01	NP (NDs)
Barium (mg/L)	YAMW-1	0.0704	0.0286	2	No	8	0.0495	0.01972	0	None	No	0.01	Param.
Barium (mg/L)	YAMW-2	0.009472	0.006728	2	No	5	0.0081	0.0008185	0	None	No	0.01	Param.
Barium (mg/L)	YAMW-4	0.0286	0.0005986	2	No	5	0.01086	0.008882	0	None	sqrt(x)	0.01	Param.
Barium (mg/L)	YAMW-5	0.05689	0.02631	2	No	5	0.0416	0.009127	0	None	No	0.01	Param.
Barium (mg/L)	YGWC-23S	0.04635	0.03106	2	No	20	0.03871	0.01347	0	None	No	0.01	Param.
Barium (mg/L)	YGWC-38	0.02311	0.01783	2	No	16	0.02047	0.004062	0	None	No	0.01	Param.
Barium (mg/L)	YGWC-41	0.02906	0.02034	2	No	16	0.0247	0.006706	0	None	No	0.01	Param.
Barium (mg/L)	YGWC-42	0.04468	0.03077	2	No	16	0.03773	0.01069	0	None	No	0.01	Param.
Barium (mg/L)	YGWC-43	0.034	0.01762	2	No	16	0.02581	0.01259	0	None	No	0.01	Param.
Barium (mg/L)	YGWC-49	0.07861	0.0694	2	No	15	0.07401	0.0068	0	None	No	0.01	Param.
Barium (mg/L)	PZ-35	0.074	0.032	2	No	8	0.04763	0.01732	0	None	No	0.004	NP (normality)
Barium (mg/L)	PZ-37	0.05511	0.03813	2	No	13	0.04662	0.01142	0	None	No	0.01	Param.
Barium (mg/L)	YGWC-24SA	0.025	0.019	2	No	20	0.02103	0.003574	0	None	No	0.01	NP (normality)
Barium (mg/L)	YGWC-36A	0.04377	0.03278	2	No	20	0.03828	0.009683	0	None	No	0.01	Param.
Beryllium (mg/L)	YAMW-1	0.0005	0.000058	0.004	No	8	0.0003354	0.0001982	50	None	No	0.004	NP (normality)
Beryllium (mg/L)	YAMW-2	0.0005	0.000051	0.004	No	5	0.000238	0.0002393	40	None	No	0.031	NP (normality)
Beryllium (mg/L)	YAMW-5	0.00017	0.000092	0.004	No	6	0.000131	0.00002839	0	None	No	0.01	Param.
Beryllium (mg/L)	YGWC-23S	0.00023	0.000081	0.004	No	20	0.0002108	0.000176	25	None	No	0.01	NP (normality)
Beryllium (mg/L)	**YGWC-38**	**0.005381**	**0.004128**	**0.004**	**Yes**	**16**	**0.004494**	**0.001209**	**0**	**None**	**x^4**	**0.01**	**Param.**
Beryllium (mg/L)	YGWC-41	0.0037	0.0016	0.004	No	16	0.0028	0.0009737	0	None	No	0.01	NP (normality)
Beryllium (mg/L)	YGWC-42	0.0005	0.000067	0.004	No	16	0.0003416	0.0002115	62.5	None	No	0.01	NP (NDs)
Beryllium (mg/L)	YGWC-43	0.00053	0.00029	0.004	No	16	0.0004075	0.0001423	37.5	None	No	0.01	NP (normality)
Beryllium (mg/L)	YGWC-49	0.00015	0.0001	0.004	No	15	0.00014	0.0001009	6.667	None	No	0.01	NP (normality)
Beryllium (mg/L)	PZ-35	0.000479	0.000269	0.004	No	9	0.0004122	0.000117	22.22	Kaplan-Meier	No	0.01	Param.
Beryllium (mg/L)	PZ-37	0.0004733	0.0002084	0.004	No	13	0.0004062	0.0002152	15.38	Kaplan-Meier	sqrt(x)	0.01	Param.
Beryllium (mg/L)	YGWC-24SA	0.00016	0.0001	0.004	No	20	0.000178	0.0001413	15	None	No	0.01	NP (normality)
Beryllium (mg/L)	YGWC-36A	0.0003309	0.000206	0.004	No	20	0.0002685	0.0001099	5	None	No	0.01	Param.
Cadmium (mg/L)	YAMW-1	0.0005	0.00013	0.005	No	8	0.0002938	0.0001734	37.5	None	No	0.004	NP (normality)
Cadmium (mg/L)	YAMW-5	0.0002574	0.0001586	0.005	No	5	0.000208	0.0000295	0	None	No	0.01	Param.

Confidence Intervals - All Results

Plant Yates Client: Southern Company Data: Plant Yates AMA-R6 Printed 4/19/2022, 5:39 PM

Constituent	Well	Upper Lim.	Lower Lim.	Compliance	Sig.	N	Mean	Std. Dev.	%NDs	ND Adj.	Transform	Alpha	Method
Cadmium (mg/L)	YGWC-23S	0.0005	0.00007	0.005	No	20	0.0004785	0.00009615	95	None	No	0.01	NP (NDs)
Cadmium (mg/L)	YGWC-38	0.0029	0.0013	0.005	No	16	0.002194	0.0007141	0	None	No	0.01	NP (normality)
Cadmium (mg/L)	YGWC-41	0.0005	0.00015	0.005	No	16	0.0002913	0.0001516	31.25	None	No	0.01	NP (normality)
Cadmium (mg/L)	YGWC-42	0.0005	0.0002	0.005	No	16	0.0003919	0.0001608	50	None	No	0.01	NP (normality)
Cadmium (mg/L)	YGWC-49	0.0005	0.00007	0.005	No	15	0.0004713	0.000111	93.33	None	No	0.01	NP (NDs)
Cadmium (mg/L)	PZ-35	0.0005	0.00016	0.005	No	8	0.0004575	0.0001202	87.5	None	No	0.004	NP (NDs)
Cadmium (mg/L)	PZ-37	0.0007228	0.000308	0.005	No	13	0.0005438	0.0002744	15.38	Kaplan-Meier	No	0.01	Param.
Cadmium (mg/L)	YGWC-36A	0.0005	0.00017	0.005	No	20	0.000269	0.0001585	30	None	No	0.01	NP (normality)
Chromium (mg/L)	YAMW-1	0.005	0.00058	0.1	No	6	0.001563	0.001702	16.67	None	No	0.0155	NP (normality)
Chromium (mg/L)	YAMW-2	0.002983	0.00002161	0.1	No	5	0.002202	0.001797	20	Kaplan-Meier	No	0.01	Param.
Chromium (mg/L)	YAMW-4	0.005	0.00057	0.1	No	5	0.004114	0.001981	80	Kaplan-Meier	No	0.031	NP (NDs)
Chromium (mg/L)	YAMW-5	0.005	0.0016	0.1	No	5	0.00432	0.001521	80	Kaplan-Meier	No	0.031	NP (NDs)
Chromium (mg/L)	YGWC-23S	0.005	0.0008	0.1	No	16	0.003509	0.002005	62.5	Kaplan-Meier	No	0.01	NP (NDs)
Chromium (mg/L)	YGWC-38	0.005	0.00065	0.1	No	16	0.004447	0.001512	87.5	Kaplan-Meier	No	0.01	NP (NDs)
Chromium (mg/L)	YGWC-41	0.005	0.00039	0.1	No	16	0.004712	0.001152	93.75	None	No	0.01	NP (NDs)
Chromium (mg/L)	YGWC-42	0.005	0.0013	0.1	No	16	0.004208	0.001711	81.25	None	No	0.01	NP (NDs)
Chromium (mg/L)	YGWC-43	0.005	0.00071	0.1	No	16	0.003911	0.001949	75	None	No	0.01	NP (NDs)
Chromium (mg/L)	YGWC-49	0.0021	0.0014	0.1	No	14	0.001971	0.0009059	7.143	None	No	0.01	NP (normality)
Chromium (mg/L)	PZ-35	0.005	0.0006	0.1	No	6	0.002185	0.002192	33.33	None	No	0.0155	NP (normality)
Chromium (mg/L)	PZ-37	0.005	0.0017	0.1	No	13	0.0042	0.001532	76.92	None	No	0.01	NP (NDs)
Chromium (mg/L)	YGWC-24SA	0.005	0.0011	0.1	No	16	0.004259	0.001594	81.25	None	No	0.01	NP (NDs)
Chromium (mg/L)	YGWC-36A	0.005	0.0013	0.1	No	16	0.004155	0.001615	75	None	No	0.01	NP (NDs)
Cobalt (mg/L)	YAMW-1	0.02551	0.007375	0.035	No	9	0.01644	0.009964	22.22	Kaplan-Meier	No	0.01	Param.
Cobalt (mg/L)	YAMW-2	0.002488	0.0002417	0.035	No	5	0.001154	0.0007745	0	None	sqrt(x)	0.01	Param.
Cobalt (mg/L)	YAMW-4	0.001001	0.0001991	0.035	No	5	0.0006	0.0002393	0	None	No	0.01	Param.
Cobalt (mg/L)	YAMW-5	0.005	0.00077	0.035	No	5	0.004154	0.001892	80	None	No	0.031	NP (NDs)
Cobalt (mg/L)	YGWC-41	0.005	0.00069	0.035	No	16	0.003899	0.001976	75	None	No	0.01	NP (NDs)
Cobalt (mg/L)	YGWC-42	0.0025	0.0017	0.035	No	16	0.002119	0.000862	6.25	None	No	0.01	NP (normality)
Cobalt (mg/L)	YGWC-43	0.005	0.0015	0.035	No	16	0.003184	0.001786	43.75	None	No	0.01	NP (normality)
Cobalt (mg/L)	YGWC-49	0.005	0.0006	0.035	No	15	0.003833	0.002003	73.33	None	No	0.01	NP (NDs)
Cobalt (mg/L)	PZ-35	0.0059	0.005	0.035	No	8	0.005112	0.0003182	87.5	None	No	0.004	NP (NDs)
Cobalt (mg/L)	PZ-37	0.01174	0.004444	0.035	No	13	0.008092	0.004907	0	None	No	0.01	Param.
Cobalt (mg/L)	YGWC-36A	0.005	0.00086	0.035	No	20	0.003885	0.001984	75	None	No	0.01	NP (NDs)
Combined Radium 226 + 228 (pCi/L)	YAMW-1	0.7655	0.2653	6.92	No	7	0.5154	0.2105	0	None	No	0.01	Param.
Combined Radium 226 + 228 (pCi/L)	YAMW-2	0.9255	-0.1666	6.92	No	5	0.3795	0.3259	0	None	No	0.01	Param.
Combined Radium 226 + 228 (pCi/L)	YAMW-4	1.466	0.02573	6.92	No	5	0.746	0.4298	0	None	No	0.01	Param.
Combined Radium 226 + 228 (pCi/L)	YAMW-5	1.602	0.4665	6.92	No	5	1.034	0.3389	0	None	No	0.01	Param.
Combined Radium 226 + 228 (pCi/L)	YGWC-23S	0.7741	0.3606	6.92	No	20	0.5674	0.3641	0	None	No	0.01	Param.
Combined Radium 226 + 228 (pCi/L)	YGWC-38	1.242	0.5941	6.92	No	16	0.9179	0.4977	0	None	No	0.01	Param.
Combined Radium 226 + 228 (pCi/L)	YGWC-41	1.234	0.589	6.92	No	16	0.9627	0.5633	0	None	x^(1/3)	0.01	Param.
Combined Radium 226 + 228 (pCi/L)	YGWC-42	2.714	1.139	6.92	No	16	1.926	1.21	0	None	No	0.01	Param.
Combined Radium 226 + 228 (pCi/L)	YGWC-43	3.591	1.399	6.92	No	16	2.649	1.818	0	None	sqrt(x)	0.01	Param.
Combined Radium 226 + 228 (pCi/L)	YGWC-49	1.09	0.4612	6.92	No	15	0.7755	0.4638	0	None	No	0.01	Param.
Combined Radium 226 + 228 (pCi/L)	PZ-35	1.106	0.1853	6.92	No	7	0.6456	0.3875	0	None	No	0.01	Param.
Combined Radium 226 + 228 (pCi/L)	PZ-37	1.995	1.306	6.92	No	13	1.651	0.4631	0	None	No	0.01	Param.
Combined Radium 226 + 228 (pCi/L)	YGWC-24SA	0.7755	0.4933	6.92	No	20	0.6344	0.2484	0	None	No	0.01	Param.
Combined Radium 226 + 228 (pCi/L)	YGWC-36A	1.04	0.5384	6.92	No	20	0.7893	0.4419	0	None	No	0.01	Param.
Fluoride (mg/L)	YAMW-4	0.14	0.1	4	No	5	0.116	0.02191	60	None	No	0.031	NP (NDs)
Fluoride (mg/L)	YGWC-23S	0.12	0.049	4	No	21	0.09519	0.01926	85.71	None	No	0.01	NP (NDs)
Fluoride (mg/L)	YGWC-38	0.21	0.034	4	No	17	0.1544	0.112	64.71	None	No	0.01	NP (NDs)
Fluoride (mg/L)	YGWC-41	0.11	0.1	4	No	17	0.1006	0.002425	88.24	None	No	0.01	NP (NDs)
Fluoride (mg/L)	YGWC-42	0.1	0.07	4	No	17	0.08771	0.02476	76.47	None	No	0.01	NP (NDs)
Fluoride (mg/L)	YGWC-43	0.1065	0.05855	4	No	17	0.1041	0.05169	23.53	Kaplan-Meier	x^(1/3)	0.01	Param.
Fluoride (mg/L)	YGWC-49	0.14	0.09	4	No	16	0.09938	0.02516	62.5	None	No	0.01	NP (NDs)
Fluoride (mg/L)	PZ-37	0.31	0.1	4	No	13	0.1654	0.1131	69.23	None	No	0.01	NP (NDs)

Confidence Intervals - All Results

Plant Yates Client: Southern Company Data: Plant Yates AMA-R6 Printed 4/19/2022, 5:39 PM

Constituent	Well	Upper Lim.	Lower Lim.	Compliance	Sig.	N	Mean	Std. Dev.	%NDs	ND Adj.	Transform	Alpha	Method
Fluoride (mg/L)	YGWC-24SA	0.1	0.098	4	No	21	0.09671	0.01461	90.48	None	No	0.01	NP (NDs)
Fluoride (mg/L)	YGWC-36A	0.1	0.09	4	No	21	0.09314	0.03137	66.67	None	No	0.01	NP (NDs)
Lead (mg/L)	YAMW-1	0.001	0.00019	0.015	No	7	0.0008843	0.0003062	85.71	None	No	0.008	NP (NDs)
Lead (mg/L)	YAMW-2	0.001	0.00008	0.015	No	5	0.000638	0.0004958	60	None	No	0.031	NP (NDs)
Lead (mg/L)	YAMW-4	0.0006106	1.2e-7	0.015	No	5	0.0005832	0.0004119	40	Kaplan-Meier	No	0.01	Param.
Lead (mg/L)	YAMW-5	0.0001361	0.00003504	0.015	No	5	0.0004448	0.0005074	40	Kaplan-Meier	ln(x)	0.01	Param.
Lead (mg/L)	YGWC-23S	0.001	0.00044	0.015	No	18	0.0008237	0.0003468	77.78	Kaplan-Meier	No	0.01	NP (NDs)
Lead (mg/L)	YGWC-38	0.001	0.0001	0.015	No	16	0.0008313	0.0003628	81.25	Kaplan-Meier	No	0.01	NP (NDs)
Lead (mg/L)	YGWC-41	0.0011	0.00012	0.015	No	16	0.0007848	0.0004016	68.75	None	No	0.01	NP (NDs)
Lead (mg/L)	YGWC-42	0.001	0.00009	0.015	No	16	0.0007744	0.0004047	75	None	No	0.01	NP (NDs)
Lead (mg/L)	YGWC-43	0.001	0.00008	0.015	No	16	0.0008847	0.0003151	87.5	None	No	0.01	NP (NDs)
Lead (mg/L)	YGWC-49	0.001	0.000059	0.015	No	15	0.0009373	0.000243	93.33	None	No	0.01	NP (NDs)
Lead (mg/L)	PZ-35	0.001	0.000087	0.015	No	7	0.0007481	0.0004305	71.43	None	No	0.008	NP (NDs)
Lead (mg/L)	PZ-37	0.001	0.000088	0.015	No	13	0.0006672	0.0004396	61.54	None	No	0.01	NP (NDs)
Lead (mg/L)	YGWC-24SA	0.001	0.00036	0.015	No	18	0.0009118	0.0002619	88.89	None	No	0.01	NP (NDs)
Lead (mg/L)	YGWC-36A	0.0004876	0.0001631	0.015	No	18	0.0005517	0.0004303	22.22	Kaplan-Meier	sqrt(x)	0.01	Param.
Lithium (mg/L)	YAMW-1	0.02035	0.005228	0.04	No	8	0.01279	0.007132	12.5	None	No	0.01	Param.
Lithium (mg/L)	YAMW-4	0.04078	0.01402	0.04	No	5	0.0274	0.007987	0	None	No	0.01	Param.
Lithium (mg/L)	YAMW-5	0.01705	0.01295	0.04	No	5	0.015	0.001225	0	None	No	0.01	Param.
Lithium (mg/L)	YGWC-23S	0.0029	0.0018	0.04	No	20	0.00297	0.002893	5	None	No	0.01	NP (normality)
Lithium (mg/L)	YGWC-38	0.008794	0.007443	0.04	No	16	0.008119	0.001038	0	None	No	0.01	Param.
Lithium (mg/L)	YGWC-41	0.0044	0.0023	0.04	No	16	0.00405	0.003054	6.25	None	No	0.01	NP (normality)
Lithium (mg/L)	YGWC-42	0.04879	0.03226	0.04	No	16	0.04053	0.0127	0	None	No	0.01	Param.
Lithium (mg/L)	YGWC-43	0.01839	0.01168	0.04	No	16	0.01503	0.005157	0	None	No	0.01	Param.
Lithium (mg/L)	YGWC-49	0.0038	0.0035	0.04	No	15	0.003693	0.0002314	0	None	No	0.01	NP (normality)
Lithium (mg/L)	PZ-35	0.015	0.001	0.04	No	8	0.00435	0.005458	12.5	None	No	0.004	NP (normality)
Lithium (mg/L)	PZ-37	0.02955	0.02194	0.04	No	13	0.02575	0.005122	7.692	None	No	0.01	Param.
Lithium (mg/L)	YGWC-36A	0.006428	0.00297	0.04	No	20	0.005019	0.003162	5	None	sqrt(x)	0.01	Param.
Mercury (mg/L)	YGWC-23S	0.0002	0.00015	0.002	No	15	0.0001899	0.00002849	86.67	None	No	0.01	NP (NDs)
Mercury (mg/L)	YGWC-38	0.0002	0.00008	0.002	No	13	0.0001782	0.00005386	84.62	None	No	0.01	NP (NDs)
Mercury (mg/L)	YGWC-41	0.0002	0.00006	0.002	No	13	0.0001892	0.00003883	92.31	None	No	0.01	NP (NDs)
Mercury (mg/L)	YGWC-42	0.0002	0.000048	0.002	No	13	0.0001883	0.00004216	92.31	None	No	0.01	NP (NDs)
Mercury (mg/L)	YGWC-43	0.0002	0.00009	0.002	No	13	0.0001802	0.00004906	84.62	None	No	0.01	NP (NDs)
Mercury (mg/L)	YGWC-49	0.0002	0.00014	0.002	No	12	0.0001834	0.00004223	83.33	None	No	0.01	NP (NDs)
Mercury (mg/L)	PZ-37	0.0002	0.00006	0.002	No	13	0.0001892	0.00003883	92.31	None	No	0.01	NP (NDs)
Molybdenum (mg/L)	YAMW-1	0.004175	0.0009024	0.1	No	6	0.003665	0.003321	16.67	Kaplan-Meier	sqrt(x)	0.01	Param.
Molybdenum (mg/L)	YAMW-4	0.008881	0.004799	0.1	No	5	0.00684	0.001218	0	None	No	0.01	Param.
Molybdenum (mg/L)	YGWC-42	0.01	0.00085	0.1	No	16	0.004692	0.004295	37.5	None	No	0.01	NP (normality)
Molybdenum (mg/L)	YGWC-43	0.01	0.0012	0.1	No	16	0.005481	0.004286	43.75	None	No	0.01	NP (normality)
Molybdenum (mg/L)	YGWC-49	0.01	0.0007	0.1	No	14	0.009336	0.002486	92.86	None	No	0.01	NP (NDs)
Molybdenum (mg/L)	PZ-35	0.01	0.0019	0.1	No	6	0.00865	0.003307	83.33	None	No	0.0155	NP (NDs)
Molybdenum (mg/L)	PZ-37	0.01	0.0015	0.1	No	13	0.004931	0.004184	38.46	None	No	0.01	NP (normality)
Molybdenum (mg/L)	YGWC-36A	0.01	0.0025	0.1	No	16	0.007437	0.003629	62.5	None	No	0.01	NP (NDs)
Selenium (mg/L)	YAMW-1	0.005	0.0019	0.05	No	8	0.004125	0.001273	62.5	None	No	0.004	NP (NDs)
Selenium (mg/L)	YAMW-4	0.0183	0.0002687	0.05	No	6	0.01097	0.007869	33.33	Kaplan-Meier	sqrt(x)	0.01	Param.
Selenium (mg/L)	YAMW-5	0.06572	0.03336	0.05	No	6	0.05067	0.01337	0	None	x^2	0.01	Param.
Selenium (mg/L)	YGWC-23S	0.0392	0.02767	0.05	No	20	0.03344	0.01015	0	None	No	0.01	Param.
Selenium (mg/L)	**YGWC-38**	**0.249**	**0.073**	**0.05**	**Yes**	**16**	**0.1613**	**0.07941**	**0**	**None**	**No**	**0.01**	**NP (normality)**
Selenium (mg/L)	YGWC-41	0.06255	0.04042	0.05	No	16	0.05149	0.01701	0	None	No	0.01	Param.
Selenium (mg/L)	YGWC-42	0.05555	0.04084	0.05	No	16	0.04819	0.0113	0	None	No	0.01	Param.
Selenium (mg/L)	YGWC-49	0.008701	0.006765	0.05	No	15	0.007733	0.001429	6.667	None	No	0.01	Param.
Selenium (mg/L)	PZ-35	0.005	0.0016	0.05	No	8	0.004325	0.001305	75	None	No	0.004	NP (NDs)
Selenium (mg/L)	**PZ-37**	**0.2916**	**0.2149**	**0.05**	**Yes**	**13**	**0.2532**	**0.05155**	**0**	**None**	**No**	**0.01**	**Param.**
Selenium (mg/L)	YGWC-36A	0.002616	0.00179	0.05	No	20	0.00344	0.001421	40	Kaplan-Meier	ln(x)	0.01	Param.
Thallium (mg/L)	YGWC-49	0.001	0.00009	0.002	No	13	0.00093	0.0002524	92.31	None	No	0.01	NP (NDs)

Appendix IV Trend Tests - Significant Results

Plant Yates Client: Southern Company Data: Plant Yates AMA-R6 Printed 4/19/2022, 5:44 PM

Constituent	Well	Slope	Calc.	Critical	Sig.	N	%NDs	Normality	Xform	Alpha	Method
Beryllium (mg/L)	**YGWA-20S (bg)**	**-0.0005346**	**-112**	**-87**	**Yes**	**21**	**47.62**	**n/a**	**n/a**	**0.01**	**NP**
Beryllium (mg/L)	**YGWC-38**	**-0.0007575**	**-90**	**-58**	**Yes**	**16**	**0**	**n/a**	**n/a**	**0.01**	**NP**
Selenium (mg/L)	**YGWA-17S (bg)**	**0.0004358**	**94**	**81**	**Yes**	**20**	**70**	**n/a**	**n/a**	**0.01**	**NP**
Selenium (mg/L)	**YGWC-38**	**-0.055**	**-107**	**-58**	**Yes**	**16**	**0**	**n/a**	**n/a**	**0.01**	**NP**

Appendix IV Trend Tests - All Results

Plant Yates Client: Southern Company Data: Plant Yates AMA-R6 Printed 4/19/2022, 5:44 PM

Constituent	Well	Slope	Calc.	Critical	Sig.	N	%NDs	Normality	Xform	Alpha	Method
Beryllium (mg/L)	YGWA-17S (bg)	-0.0000159	-69	-81	No	20	40	n/a	n/a	0.01	NP
Beryllium (mg/L)	YGWA-18I (bg)	0	0	87	No	21	100	n/a	n/a	0.01	NP
Beryllium (mg/L)	YGWA-18S (bg)	-0.0005455	-67	-87	No	21	42.86	n/a	n/a	0.01	NP
Beryllium (mg/L)	**YGWA-20S (bg)**	**-0.0005346**	**-112**	**-87**	**Yes**	**21**	**47.62**	**n/a**	**n/a**	**0.01**	**NP**
Beryllium (mg/L)	YGWA-21I (bg)	0	0	87	No	21	100	n/a	n/a	0.01	NP
Beryllium (mg/L)	YGWA-39 (bg)	0	-10	-63	No	17	94.12	n/a	n/a	0.01	NP
Beryllium (mg/L)	YGWA-40 (bg)	-0.00001094	-24	-63	No	17	11.76	n/a	n/a	0.01	NP
Beryllium (mg/L)	YGWA-4I (bg)	0	0	87	No	21	100	n/a	n/a	0.01	NP
Beryllium (mg/L)	YGWA-5D (bg)	0	0	87	No	21	100	n/a	n/a	0.01	NP
Beryllium (mg/L)	YGWA-5I (bg)	0	0	87	No	21	100	n/a	n/a	0.01	NP
Beryllium (mg/L)	**YGWC-38**	**-0.0007575**	**-90**	**-58**	**Yes**	**16**	**0**	**n/a**	**n/a**	**0.01**	**NP**
Beryllium (mg/L)	YGWA-47 (bg)	0	-25	-48	No	14	64.29	n/a	n/a	0.01	NP
Beryllium (mg/L)	GWA-2 (bg)	0	0	199	No	37	100	n/a	n/a	0.01	NP
Beryllium (mg/L)	YGWA-14S (bg)	0	-19	-74	No	19	10.53	n/a	n/a	0.01	NP
Beryllium (mg/L)	YGWA-1D (bg)	0	0	74	No	19	100	n/a	n/a	0.01	NP
Beryllium (mg/L)	YGWA-1I (bg)	0	0	74	No	19	100	n/a	n/a	0.01	NP
Beryllium (mg/L)	YGWA-2I (bg)	0	0	74	No	19	100	n/a	n/a	0.01	NP
Beryllium (mg/L)	YGWA-30I (bg)	0	-13	-74	No	19	89.47	n/a	n/a	0.01	NP
Beryllium (mg/L)	YGWA-3D (bg)	0	0	74	No	19	100	n/a	n/a	0.01	NP
Beryllium (mg/L)	YGWA-3I (bg)	0	-10	-74	No	19	94.74	n/a	n/a	0.01	NP
Selenium (mg/L)	**YGWA-17S (bg)**	**0.0004358**	**94**	**81**	**Yes**	**20**	**70**	**n/a**	**n/a**	**0.01**	**NP**
Selenium (mg/L)	YGWA-18I (bg)	0	0	87	No	21	100	n/a	n/a	0.01	NP
Selenium (mg/L)	YGWA-18S (bg)	0	0	87	No	21	100	n/a	n/a	0.01	NP
Selenium (mg/L)	YGWA-20S (bg)	0	0	87	No	21	100	n/a	n/a	0.01	NP
Selenium (mg/L)	YGWA-21I (bg)	0	37	87	No	21	90.48	n/a	n/a	0.01	NP
Selenium (mg/L)	YGWA-39 (bg)	0	2	63	No	17	94.12	n/a	n/a	0.01	NP
Selenium (mg/L)	YGWA-40 (bg)	-0.000656	-47	-63	No	17	35.29	n/a	n/a	0.01	NP
Selenium (mg/L)	YGWA-4I (bg)	0	3	87	No	21	90.48	n/a	n/a	0.01	NP
Selenium (mg/L)	YGWA-5D (bg)	0	0	87	No	21	100	n/a	n/a	0.01	NP
Selenium (mg/L)	YGWA-5I (bg)	0	18	87	No	21	95.24	n/a	n/a	0.01	NP
Selenium (mg/L)	**YGWC-38**	**-0.055**	**-107**	**-58**	**Yes**	**16**	**0**	**n/a**	**n/a**	**0.01**	**NP**
Selenium (mg/L)	YGWA-47 (bg)	0	17	38	No	12	83.33	n/a	n/a	0.01	NP
Selenium (mg/L)	GWA-2 (bg)	0	0	199	No	37	100	n/a	n/a	0.01	NP
Selenium (mg/L)	YGWA-14S (bg)	0	42	74	No	19	68.42	n/a	n/a	0.01	NP
Selenium (mg/L)	YGWA-1D (bg)	0	0	74	No	19	100	n/a	n/a	0.01	NP
Selenium (mg/L)	YGWA-1I (bg)	0	0	74	No	19	100	n/a	n/a	0.01	NP
Selenium (mg/L)	YGWA-2I (bg)	0	0	74	No	19	100	n/a	n/a	0.01	NP
Selenium (mg/L)	YGWA-30I (bg)	0	0	74	No	19	100	n/a	n/a	0.01	NP
Selenium (mg/L)	YGWA-3D (bg)	0	0	74	No	19	100	n/a	n/a	0.01	NP
Selenium (mg/L)	YGWA-3I (bg)	0	0	74	No	19	100	n/a	n/a	0.01	NP
Selenium (mg/L)	PZ-37	-0.003058	-4	-43	No	13	0	n/a	n/a	0.01	NP

Confidence Interval - Beryllium YGWC-38

Plant Yates Client: Southern Company Data: Plant Yates AMA-R6 Printed 4/28/2022, 1:35 PM

Constituent	Well	Upper Lim.	Lower Lim.	Compliance	Sig.	N	Mean	Std. Dev.	%NDs	ND Adj.	Transform	Alpha	Method
Beryllium (mg/L)	YGWC-38	0.004376	0.002624	0.004	No	8	0.003488	0.0008576	0	None	sqrt(x)	0.01	Param.

Upper Tolerance Limit Summary Table - Cobalt

Plant Yates Client: Southern Company Data: Plant Yates AMA-R6 Printed 4/28/2022, 1:18 PM

Constituent	Well	Upper Lim.	Lower Lim.	Date	Observ.	Sig.	Bg N	Bg Mean	Std. Dev.	%NDs	ND Adj.	Transform	Alpha	Method
Cobalt (mg/L)	n/a	0.035	n/a	n/a	n/a	n/a	307	n/a	n/a	69.71	n/a	n/a	NaN	NP Inter(NDs)

YATES AMA-R6 GWPS - JUNE 2020				
Constituent Name	**MCL**	**CCR-Rule Specified**	**Background Limit**	**GWPS**
Cobalt, Total (mg/L)		0.006	0.035	0.035

**Grey cell indicates Background Limit is higher than MCL or CCR Rule Specified Level*

**MCL = Maximum Contaminant Level*

**CCR = Coal Combustion Residual*

**GWPS = Groundwater Protection Standard*

Confidence Interval - Cobalt YGWC-33S

Plant Yates Client: Southern Company Data: Plant Yates AMA-R6 Printed 4/28/2022, 1:23 PM

Constituent	Well	Upper Lim.	Lower Lim.	Compliance	Sig.	N	Mean	Std. Dev.	%NDs	ND Adj.	Transform	Alpha	Method
Cobalt (mg/L)	YGWC-33S	0.02603	0.01477	0.035	No	15	0.0204	0.008309	0	None	No	0.01	Param.

FIGURE A.

Sanitas™ v.9.6.32j Groundwater Stats Consulting. UG
Hollow symbols indicate censored values.

Time Series

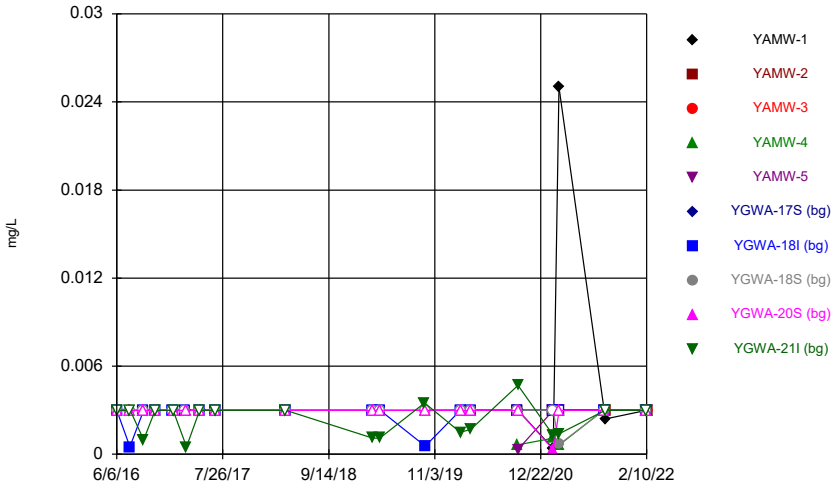

Constituent: Antimony Analysis Run 4/19/2022 5:07 PM
Plant Yates Client: Southern Company Data: Plant Yates AMA-R6

Sanitas™ v.9.6.32j Groundwater Stats Consulting. UG
Hollow symbols indicate censored values.

Time Series

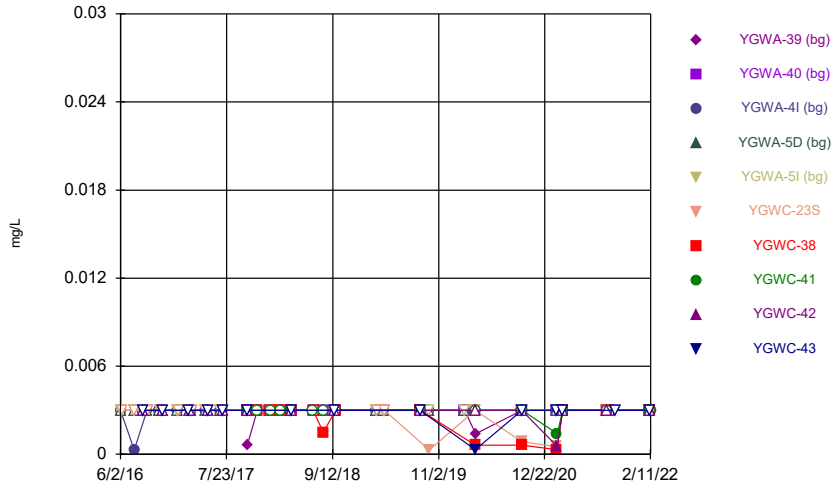

Constituent: Antimony Analysis Run 4/19/2022 5:07 PM
Plant Yates Client: Southern Company Data: Plant Yates AMA-R6

Sanitas™ v.9.6.32j Groundwater Stats Consulting. UG
Hollow symbols indicate censored values.

Time Series

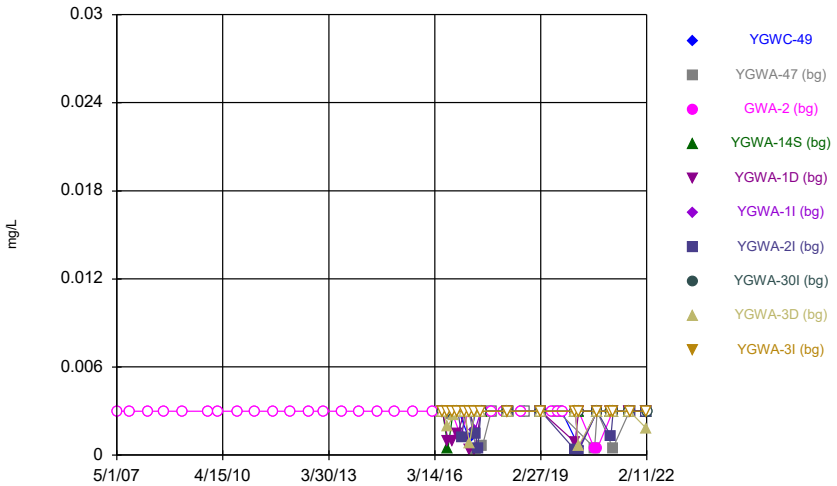

Constituent: Antimony Analysis Run 4/19/2022 5:07 PM
Plant Yates Client: Southern Company Data: Plant Yates AMA-R6

Sanitas™ v.9.6.32j Groundwater Stats Consulting. UG
Hollow symbols indicate censored values.

Time Series

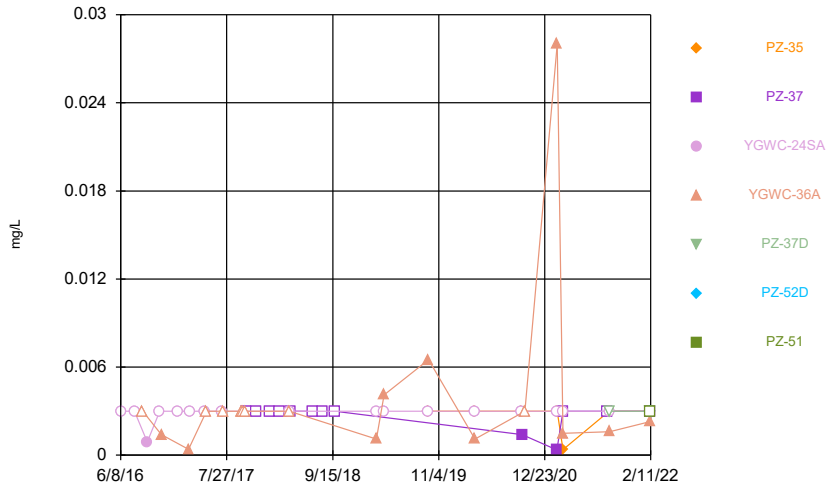

Constituent: Antimony Analysis Run 4/19/2022 5:07 PM
Plant Yates Client: Southern Company Data: Plant Yates AMA-R6

Sanitas™ v.9.6.32j Groundwater Stats Consulting. UG
Hollow symbols indicate censored values.

Time Series

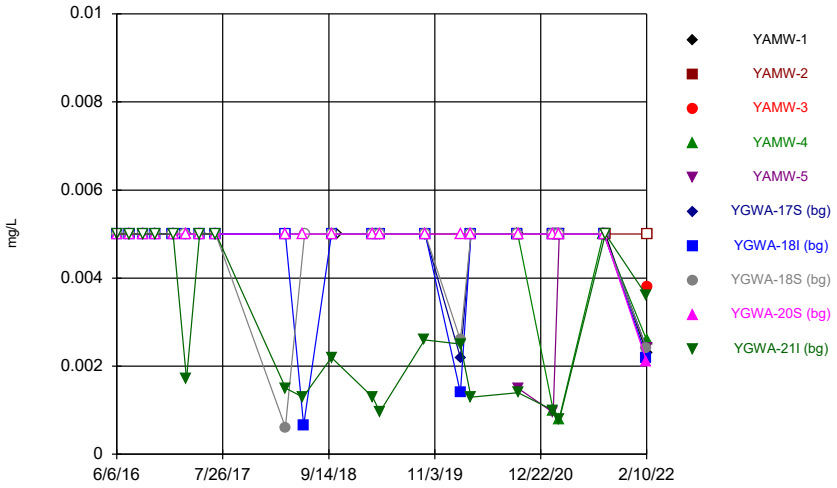

Constituent: Arsenic Analysis Run 4/19/2022 5:07 PM
Plant Yates Client: Southern Company Data: Plant Yates AMA-R6

Sanitas™ v.9.6.32j Groundwater Stats Consulting. UG
Hollow symbols indicate censored values.

Time Series

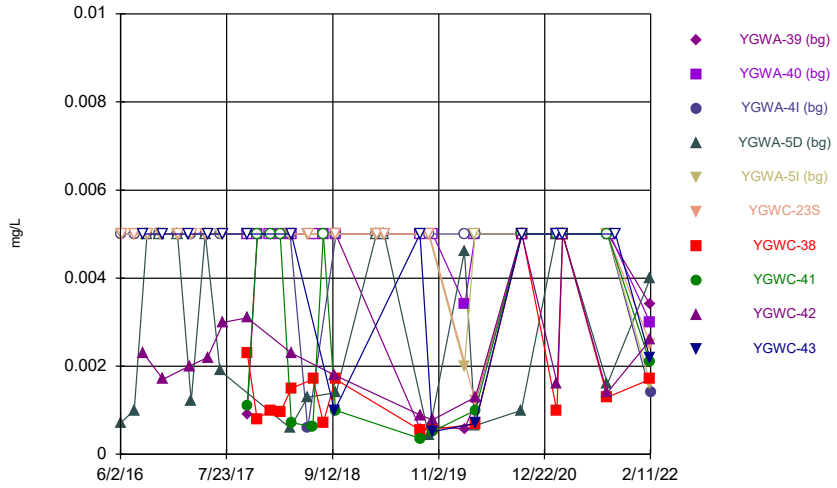

Constituent: Arsenic Analysis Run 4/19/2022 5:07 PM
Plant Yates Client: Southern Company Data: Plant Yates AMA-R6

Sanitas™ v.9.6.32j Groundwater Stats Consulting. UG
Hollow symbols indicate censored values.

Time Series

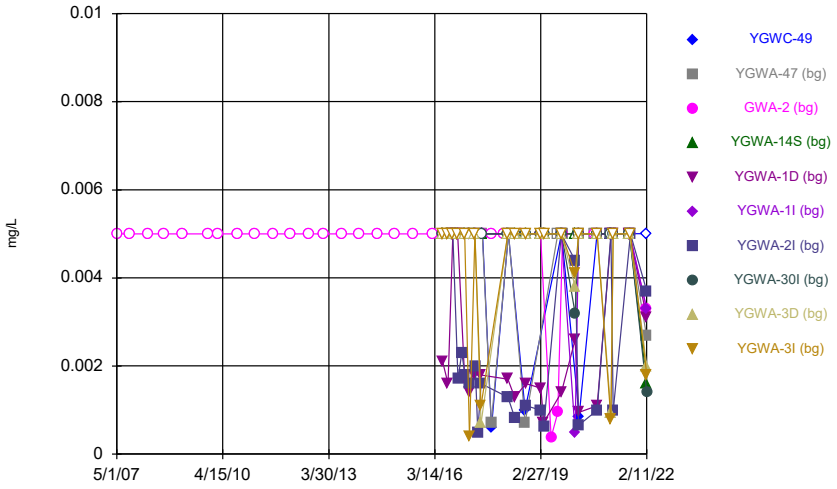

Constituent: Arsenic Analysis Run 4/19/2022 5:07 PM
Plant Yates Client: Southern Company Data: Plant Yates AMA-R6

Sanitas™ v.9.6.32j Groundwater Stats Consulting. UG
Hollow symbols indicate censored values.

Time Series

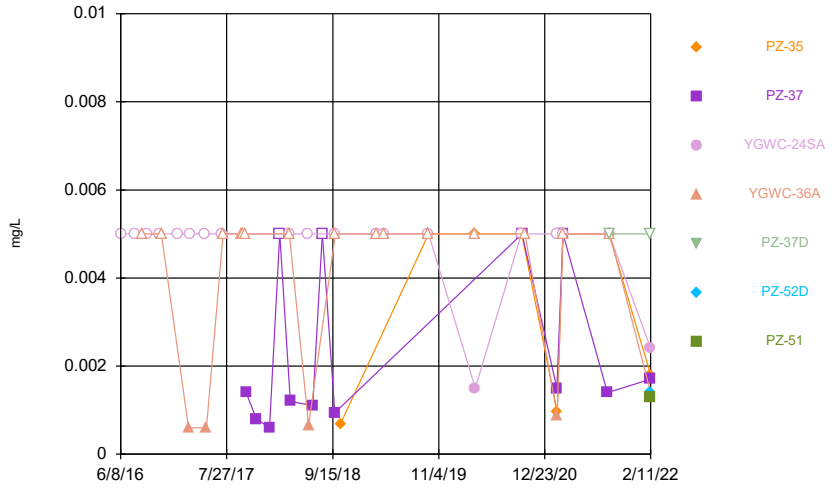

Constituent: Arsenic Analysis Run 4/19/2022 5:07 PM
Plant Yates Client: Southern Company Data: Plant Yates AMA-R6

Sanitas™ v.9.6.32j Groundwater Stats Consulting. UG
Hollow symbols indicate censored values.

Time Series

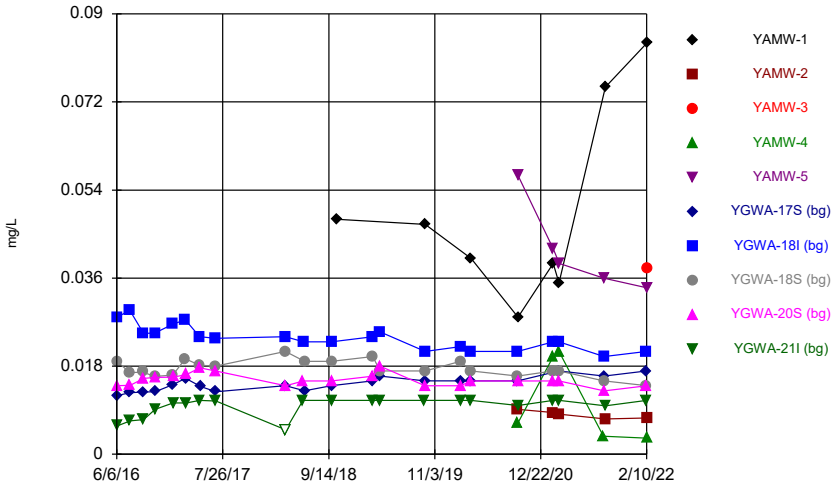

Constituent: Barium Analysis Run 4/19/2022 5:07 PM
Plant Yates Client: Southern Company Data: Plant Yates AMA-R6

Sanitas™ v.9.6.32j Groundwater Stats Consulting. UG
Hollow symbols indicate censored values.

Time Series

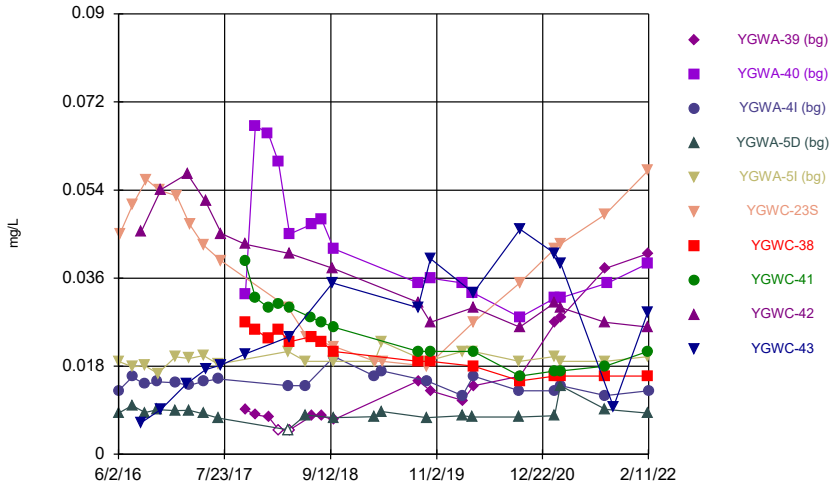

Constituent: Barium Analysis Run 4/19/2022 5:07 PM
Plant Yates Client: Southern Company Data: Plant Yates AMA-R6

Sanitas™ v.9.6.32j Groundwater Stats Consulting. UG
Hollow symbols indicate censored values.

Time Series

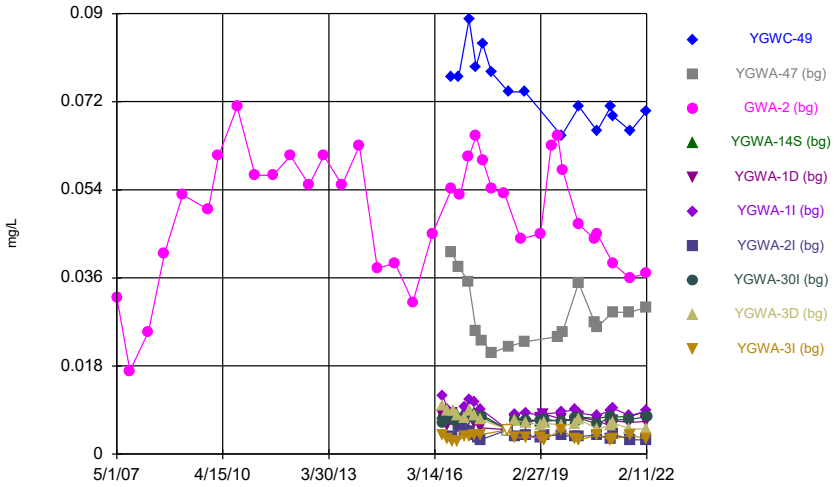

Constituent: Barium Analysis Run 4/19/2022 5:07 PM
Plant Yates Client: Southern Company Data: Plant Yates AMA-R6

Sanitas™ v.9.6.32j Groundwater Stats Consulting. UG

Time Series

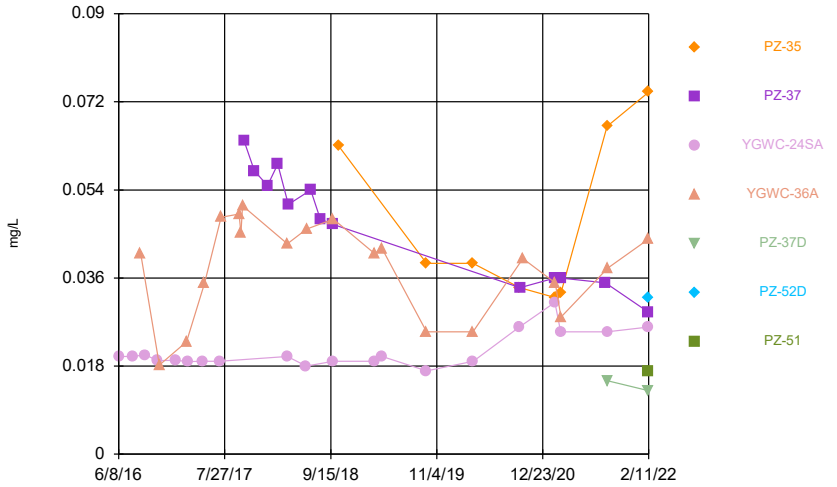

Constituent: Barium Analysis Run 4/19/2022 5:07 PM
Plant Yates Client: Southern Company Data: Plant Yates AMA-R6

Sanitas™ v.9.6.32j Groundwater Stats Consulting. UG
Hollow symbols indicate censored values.

Time Series

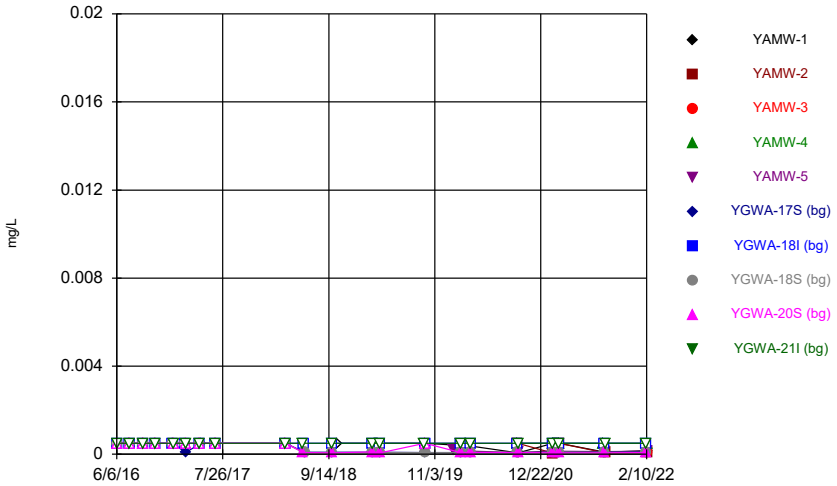

Constituent: Beryllium Analysis Run 4/19/2022 5:07 PM
Plant Yates Client: Southern Company Data: Plant Yates AMA-R6

Sanitas™ v.9.6.32j Groundwater Stats Consulting. UG
Hollow symbols indicate censored values.

Time Series

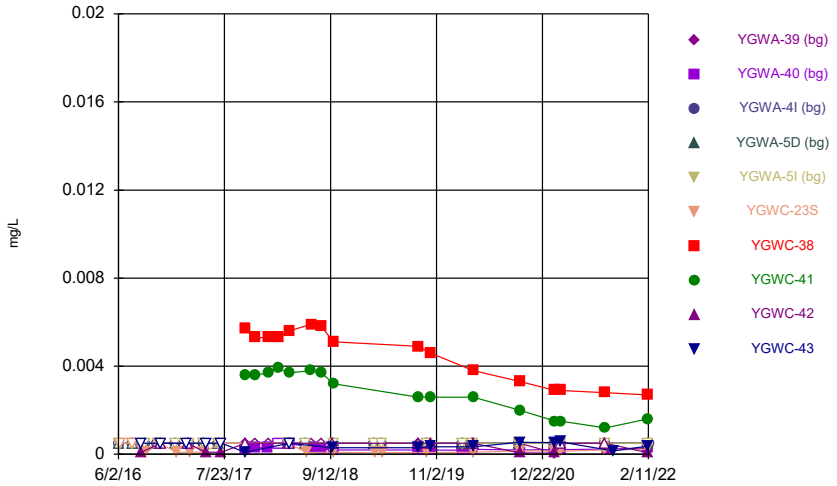

Constituent: Beryllium Analysis Run 4/19/2022 5:07 PM
Plant Yates Client: Southern Company Data: Plant Yates AMA-R6

Sanitas™ v.9.6.32j Groundwater Stats Consulting. UG
Hollow symbols indicate censored values.

Time Series

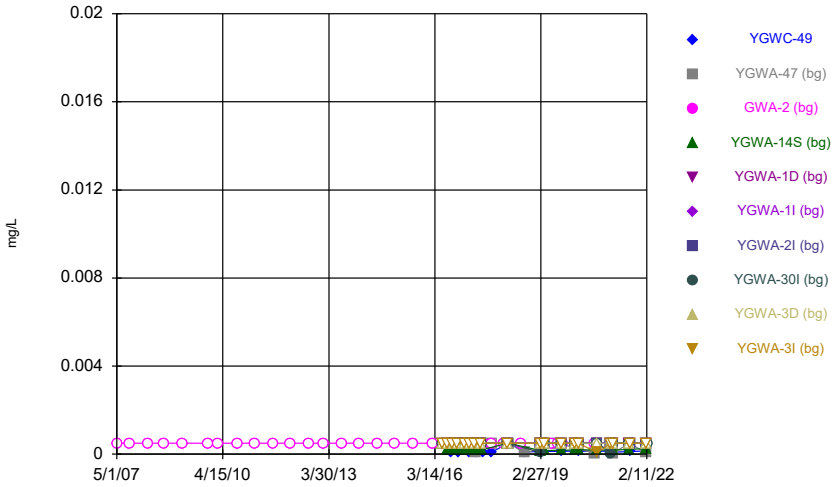

Constituent: Beryllium Analysis Run 4/19/2022 5:07 PM
Plant Yates Client: Southern Company Data: Plant Yates AMA-R6

Sanitas™ v.9.6.32j Groundwater Stats Consulting. UG
Hollow symbols indicate censored values.

Time Series

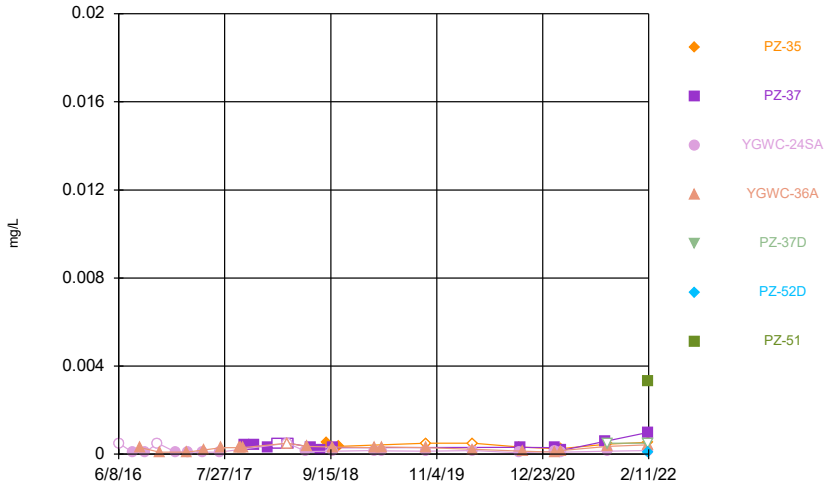

Constituent: Beryllium Analysis Run 4/19/2022 5:07 PM
Plant Yates Client: Southern Company Data: Plant Yates AMA-R6

Sanitas™ v.9.6.32j Groundwater Stats Consulting. UG
Hollow symbols indicate censored values.

Time Series

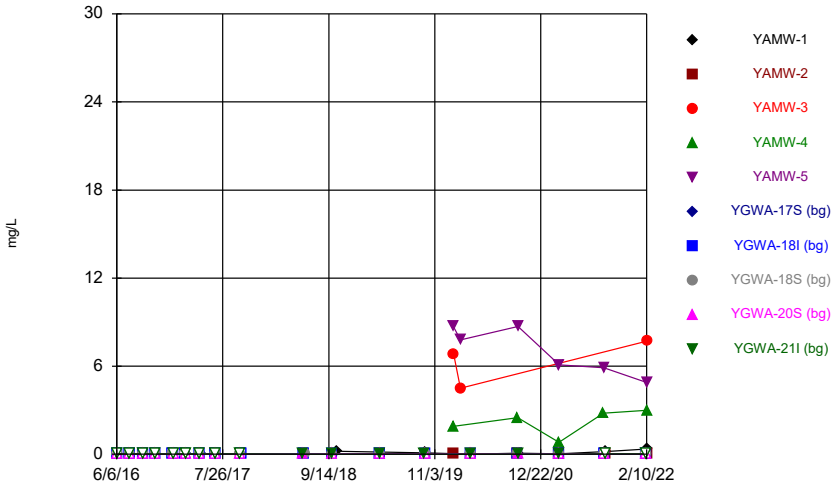

Constituent: Boron Analysis Run 4/19/2022 5:07 PM
Plant Yates Client: Southern Company Data: Plant Yates AMA-R6

Sanitas™ v.9.6.32j Groundwater Stats Consulting. UG
Hollow symbols indicate censored values.

Time Series

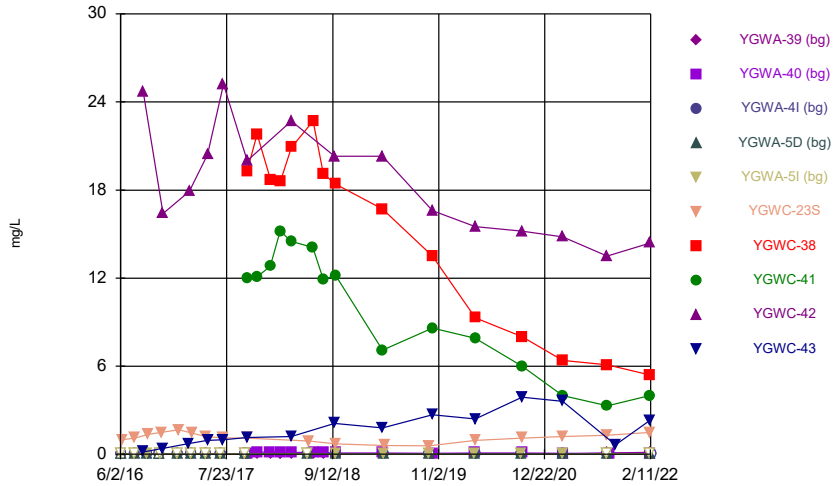

Constituent: Boron Analysis Run 4/19/2022 5:07 PM
Plant Yates Client: Southern Company Data: Plant Yates AMA-R6

Sanitas™ v.9.6.32j Groundwater Stats Consulting. UG
Hollow symbols indicate censored values.

Time Series

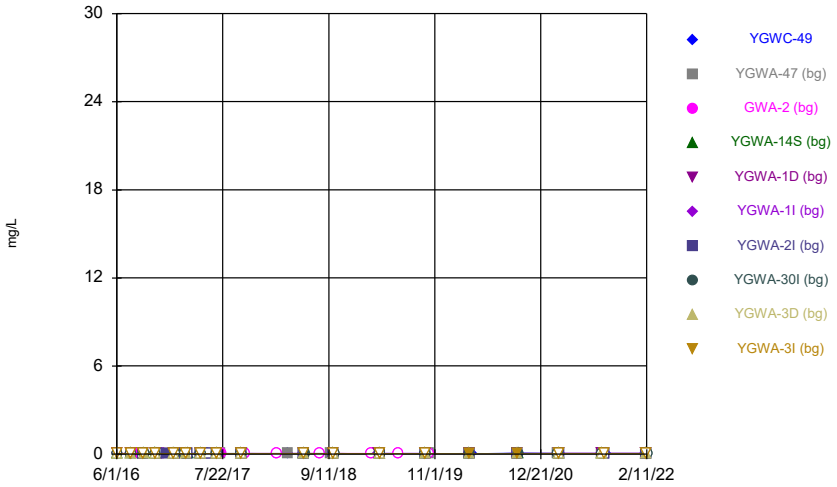

Constituent: Boron Analysis Run 4/19/2022 5:07 PM
Plant Yates Client: Southern Company Data: Plant Yates AMA-R6

Sanitas™ v.9.6.32j Groundwater Stats Consulting. UG
Hollow symbols indicate censored values.

Time Series

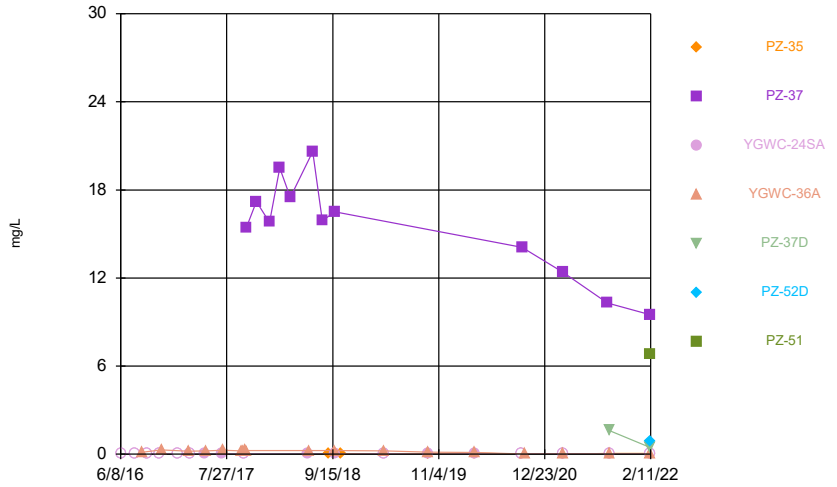

Constituent: Boron Analysis Run 4/19/2022 5:07 PM
Plant Yates Client: Southern Company Data: Plant Yates AMA-R6

Sanitas™ v.9.6.32j Groundwater Stats Consulting. UG
Hollow symbols indicate censored values.

Time Series

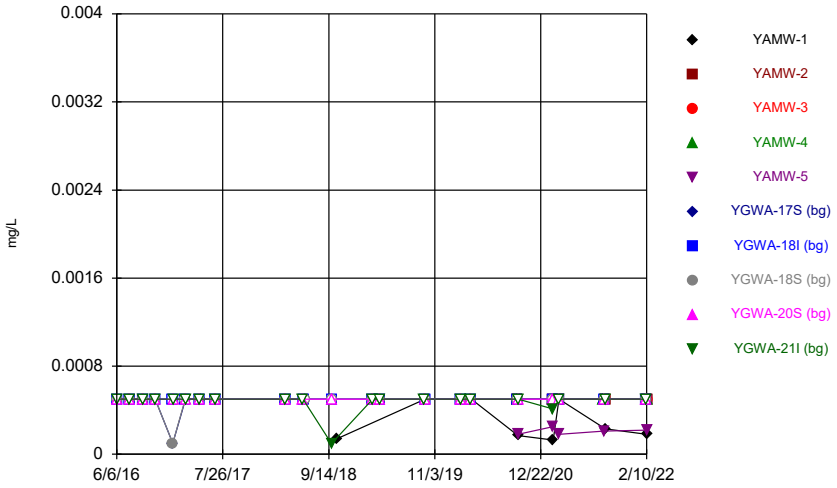

Constituent: Cadmium Analysis Run 4/19/2022 5:07 PM
Plant Yates Client: Southern Company Data: Plant Yates AMA-R6

Sanitas™ v.9.6.32j Groundwater Stats Consulting. UG
Hollow symbols indicate censored values.

Time Series

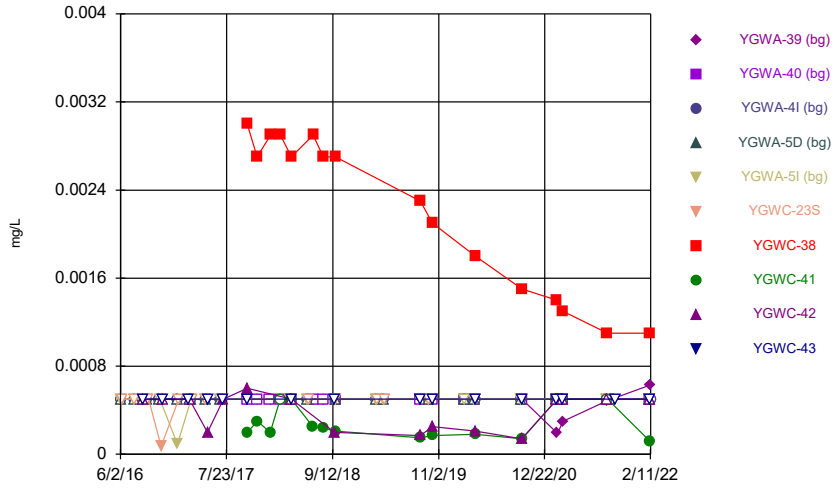

Constituent: Cadmium Analysis Run 4/19/2022 5:07 PM
Plant Yates Client: Southern Company Data: Plant Yates AMA-R6

Sanitas™ v.9.6.32j Groundwater Stats Consulting. UG
Hollow symbols indicate censored values.

Time Series

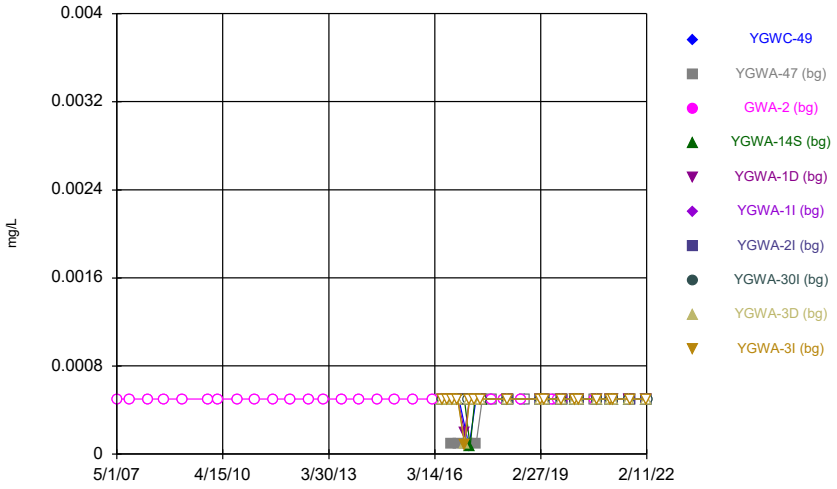

Constituent: Cadmium Analysis Run 4/19/2022 5:08 PM
Plant Yates Client: Southern Company Data: Plant Yates AMA-R6

Sanitas™ v.9.6.32j Groundwater Stats Consulting. UG
Hollow symbols indicate censored values.

Time Series

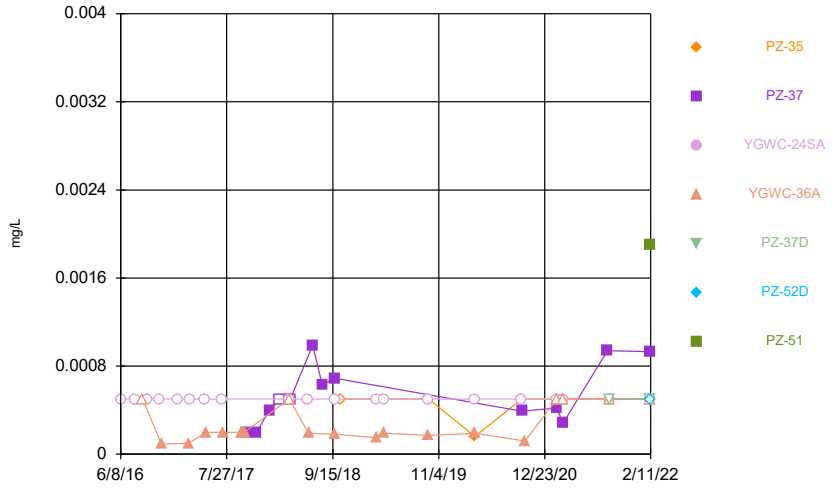

Constituent: Cadmium Analysis Run 4/19/2022 5:08 PM
Plant Yates Client: Southern Company Data: Plant Yates AMA-R6

Sanitas™ v.9.6.32j Groundwater Stats Consulting. UG

Time Series

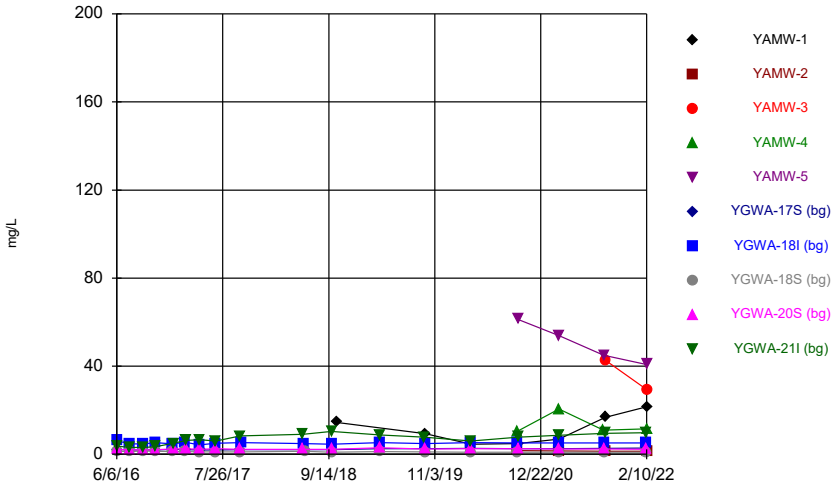

Constituent: Calcium Analysis Run 4/19/2022 5:08 PM

Plant Yates Client: Southern Company Data: Plant Yates AMA-R6

Sanitas™ v.9.6.32j Groundwater Stats Consulting. UG

Hollow symbols indicate censored values.

Time Series

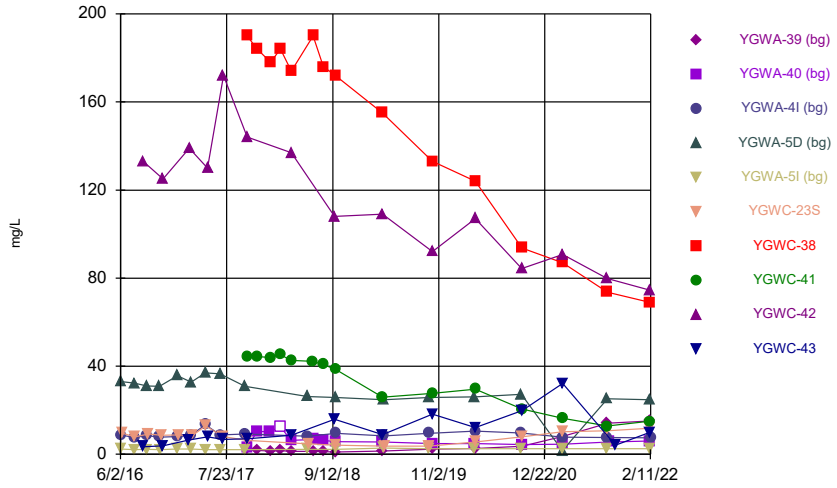

Constituent: Calcium Analysis Run 4/19/2022 5:08 PM

Plant Yates Client: Southern Company Data: Plant Yates AMA-R6

Sanitas™ v.9.6.32j Groundwater Stats Consulting. UG

Hollow symbols indicate censored values.

Time Series

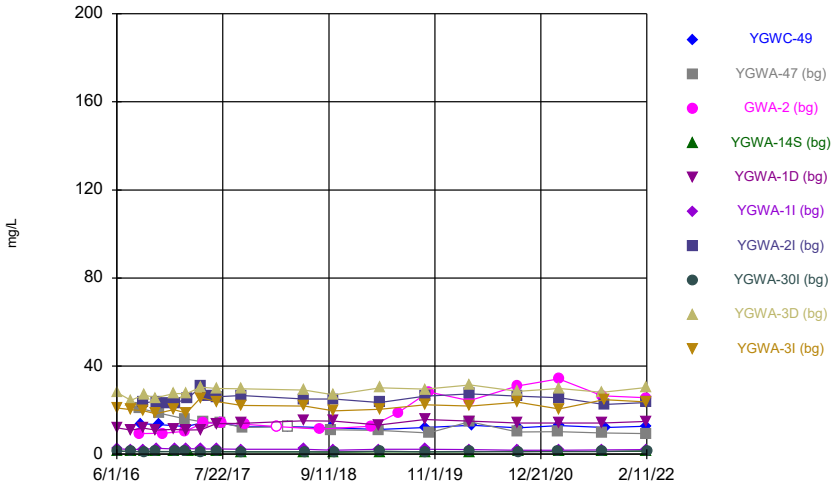

Constituent: Calcium Analysis Run 4/19/2022 5:08 PM

Plant Yates Client: Southern Company Data: Plant Yates AMA-R6

Sanitas™ v.9.6.32j Groundwater Stats Consulting. UG

Time Series

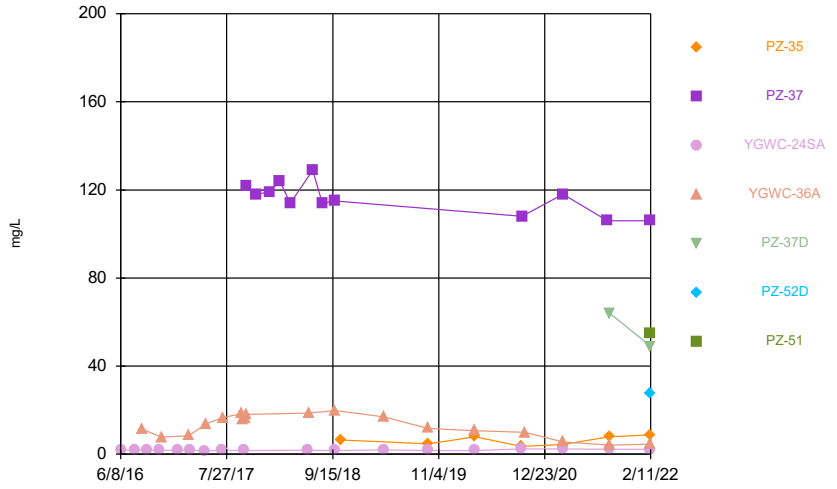

Constituent: Calcium Analysis Run 4/19/2022 5:08 PM

Plant Yates Client: Southern Company Data: Plant Yates AMA-R6

Sanitas™ v.9.6.32j Groundwater Stats Consulting. UG

Time Series

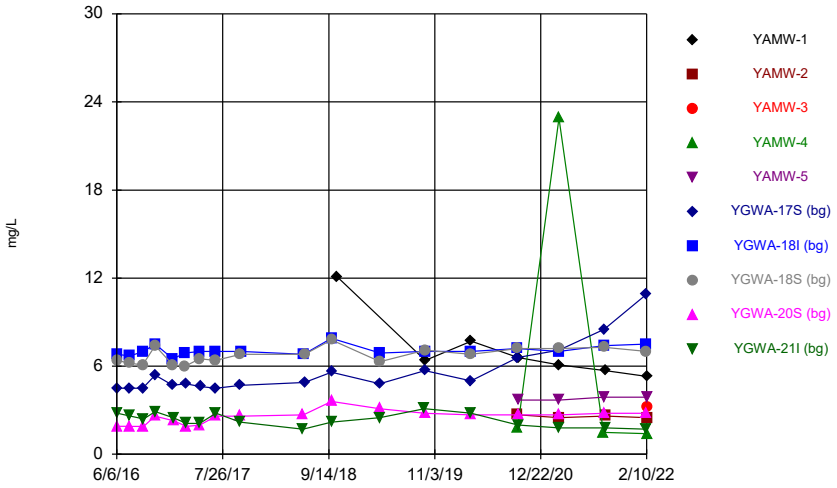

Constituent: Chloride Analysis Run 4/19/2022 5:08 PM

Plant Yates Client: Southern Company Data: Plant Yates AMA-R6

Sanitas™ v.9.6.32j Groundwater Stats Consulting. UG

Time Series

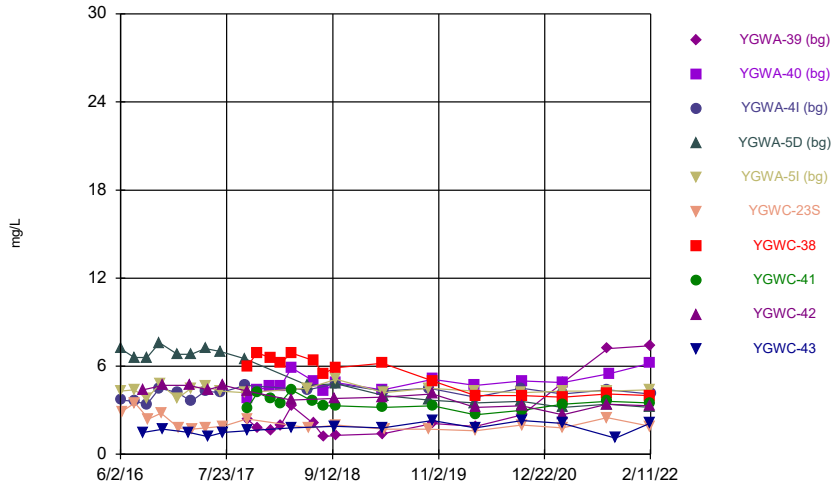

Constituent: Chloride Analysis Run 4/19/2022 5:08 PM

Plant Yates Client: Southern Company Data: Plant Yates AMA-R6

Sanitas™ v.9.6.32j Groundwater Stats Consulting. UG

Time Series

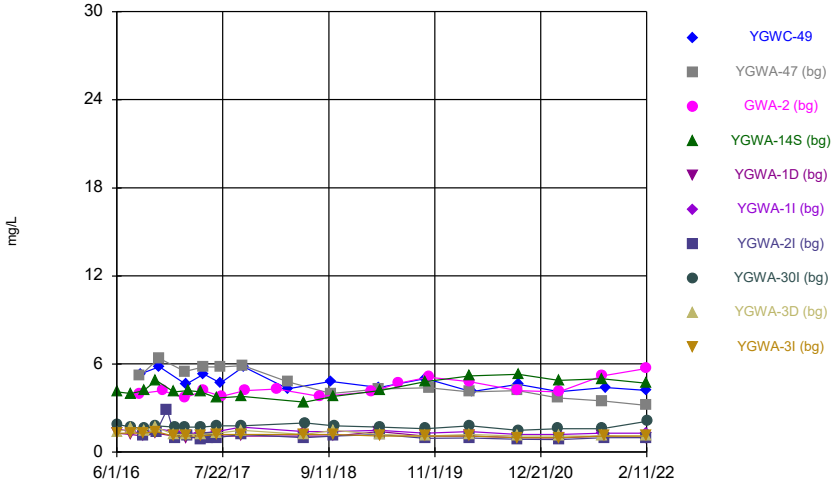

Constituent: Chloride Analysis Run 4/19/2022 5:08 PM

Plant Yates Client: Southern Company Data: Plant Yates AMA-R6

Sanitas™ v.9.6.32j Groundwater Stats Consulting. UG

Time Series

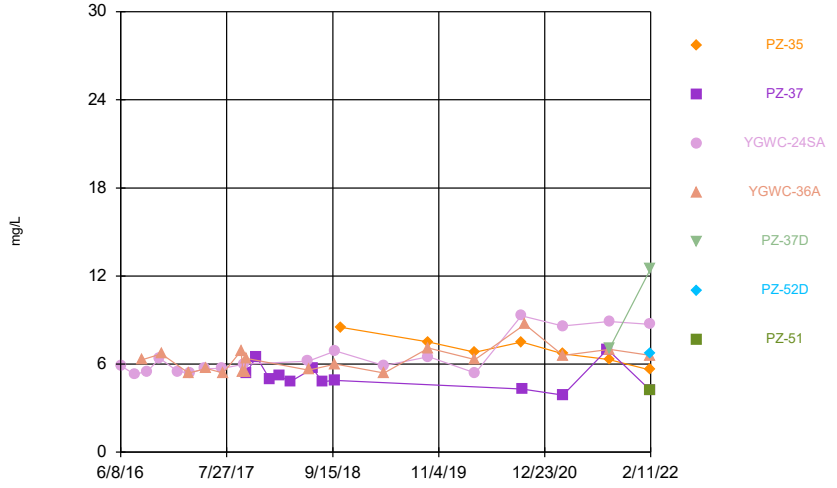

Constituent: Chloride Analysis Run 4/19/2022 5:08 PM

Plant Yates Client: Southern Company Data: Plant Yates AMA-R6

Sanitas™ v.9.6.32j Groundwater Stats Consulting. UG
Hollow symbols indicate censored values.

Time Series

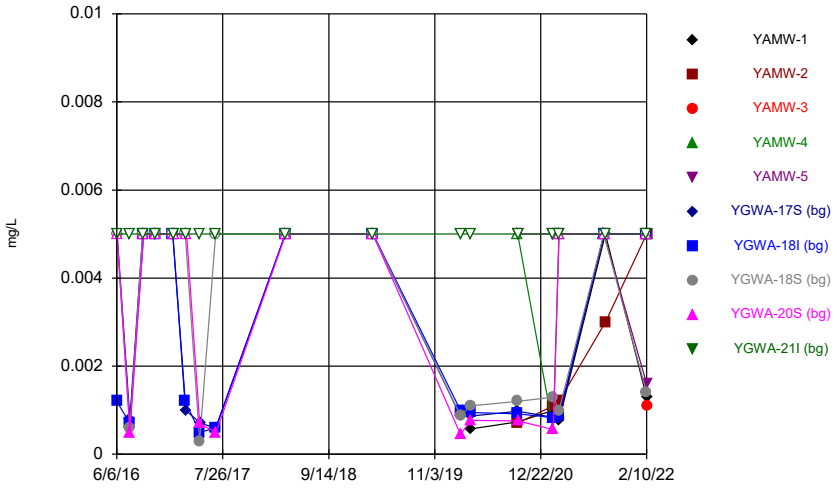

Constituent: Chromium Analysis Run 4/19/2022 5:08 PM
Plant Yates Client: Southern Company Data: Plant Yates AMA-R6

Sanitas™ v.9.6.32j Groundwater Stats Consulting. UG
Hollow symbols indicate censored values.

Time Series

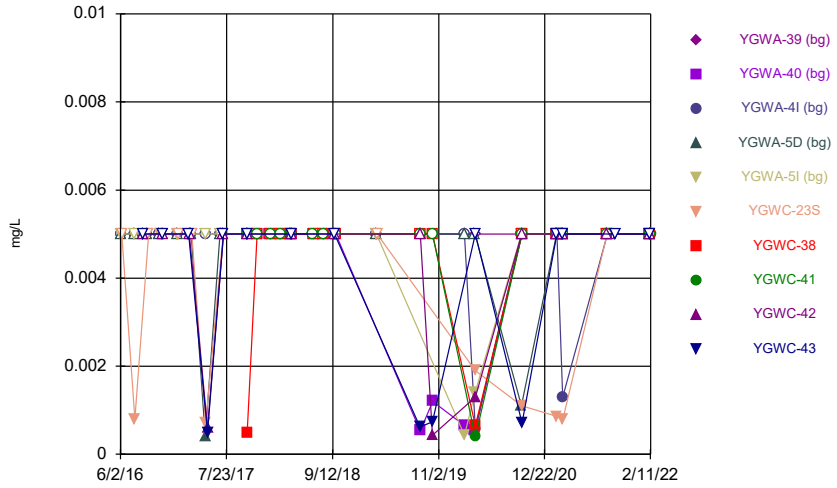

Constituent: Chromium Analysis Run 4/19/2022 5:08 PM
Plant Yates Client: Southern Company Data: Plant Yates AMA-R6

Sanitas™ v.9.6.32j Groundwater Stats Consulting. UG
Hollow symbols indicate censored values.

Time Series

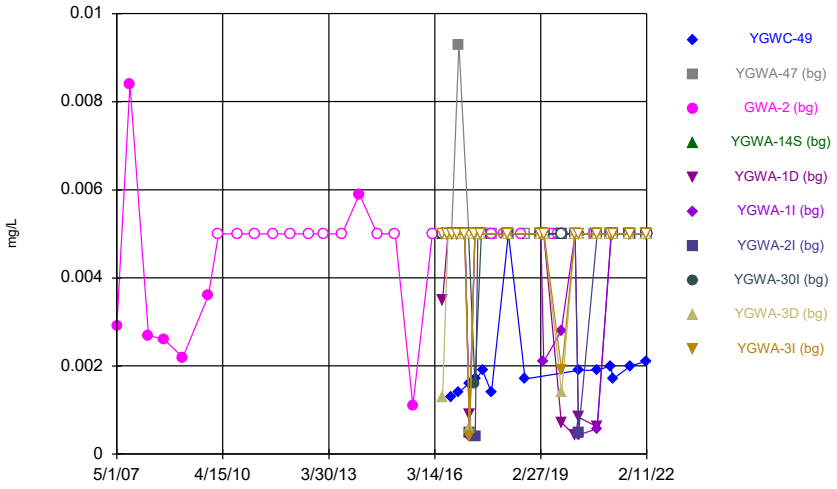

Constituent: Chromium Analysis Run 4/19/2022 5:08 PM
Plant Yates Client: Southern Company Data: Plant Yates AMA-R6

Sanitas™ v.9.6.32j Groundwater Stats Consulting. UG
Hollow symbols indicate censored values.

Time Series

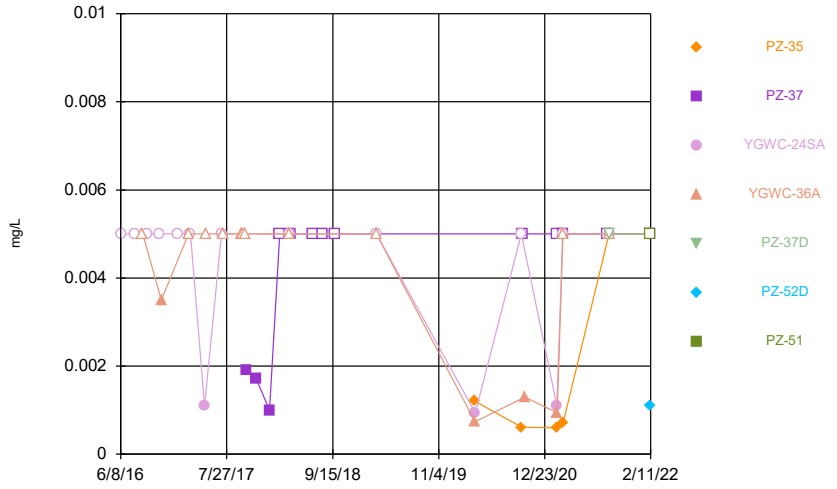

Constituent: Chromium Analysis Run 4/19/2022 5:08 PM
Plant Yates Client: Southern Company Data: Plant Yates AMA-R6

Sanitas™ v.9.6.32j Groundwater Stats Consulting. UG
Hollow symbols indicate censored values.

Time Series

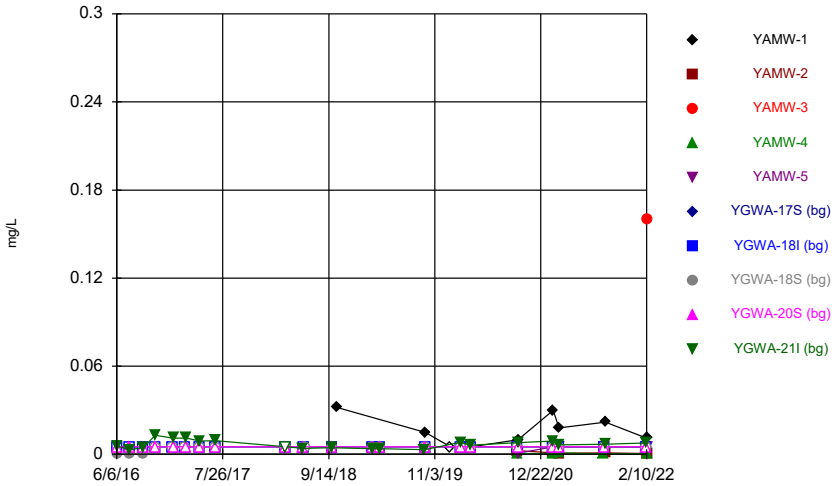

Constituent: Cobalt Analysis Run 4/19/2022 5:08 PM
Plant Yates Client: Southern Company Data: Plant Yates AMA-R6

Sanitas™ v.9.6.32j Groundwater Stats Consulting. UG
Hollow symbols indicate censored values.

Time Series

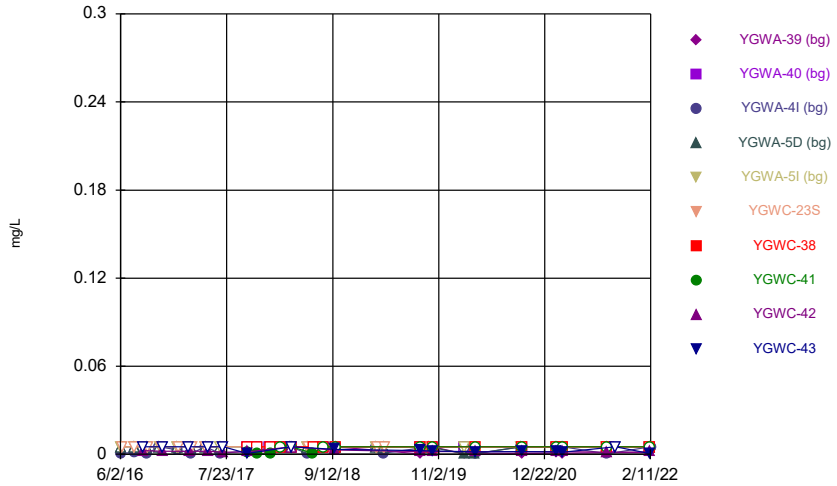

Constituent: Cobalt Analysis Run 4/19/2022 5:08 PM
Plant Yates Client: Southern Company Data: Plant Yates AMA-R6

Sanitas™ v.9.6.32j Groundwater Stats Consulting. UG
Hollow symbols indicate censored values.

Time Series

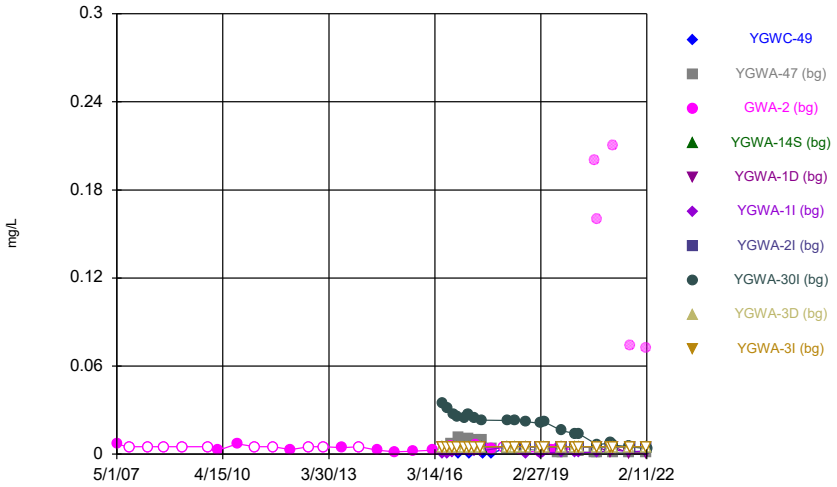

Constituent: Cobalt Analysis Run 4/19/2022 5:08 PM
Plant Yates Client: Southern Company Data: Plant Yates AMA-R6

Sanitas™ v.9.6.32j Groundwater Stats Consulting. UG
Hollow symbols indicate censored values.

Time Series

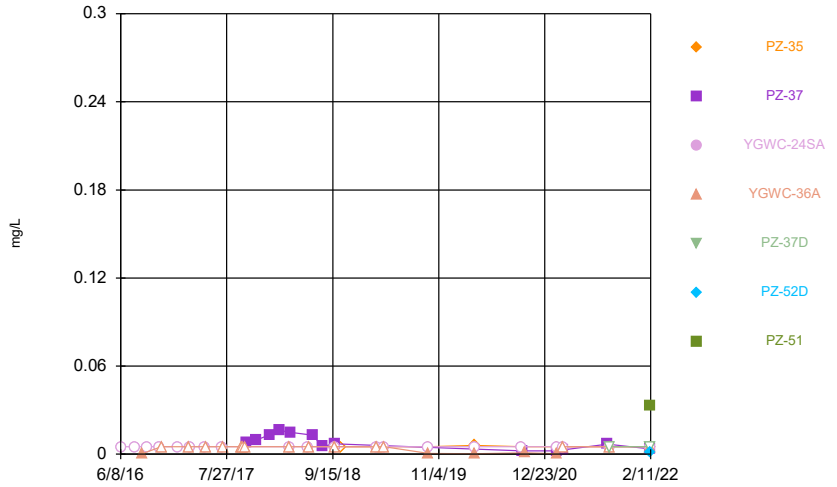

Constituent: Cobalt Analysis Run 4/19/2022 5:08 PM
Plant Yates Client: Southern Company Data: Plant Yates AMA-R6

Sanitas™ v.9.6.32j Groundwater Stats Consulting. UG

Time Series

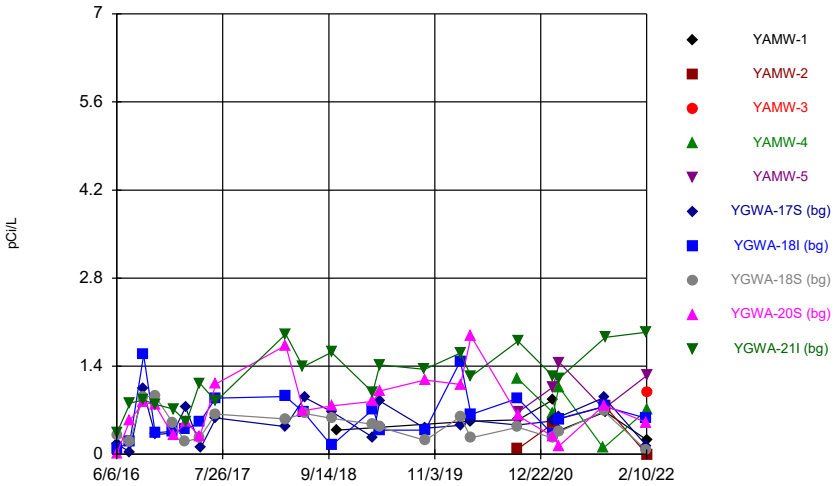

Constituent: Combined Radium 226 + 228 Analysis Run 4/19/2022 5:08 PM

Plant Yates Client: Southern Company Data: Plant Yates AMA-R6

Sanitas™ v.9.6.32j Groundwater Stats Consulting. UG

Time Series

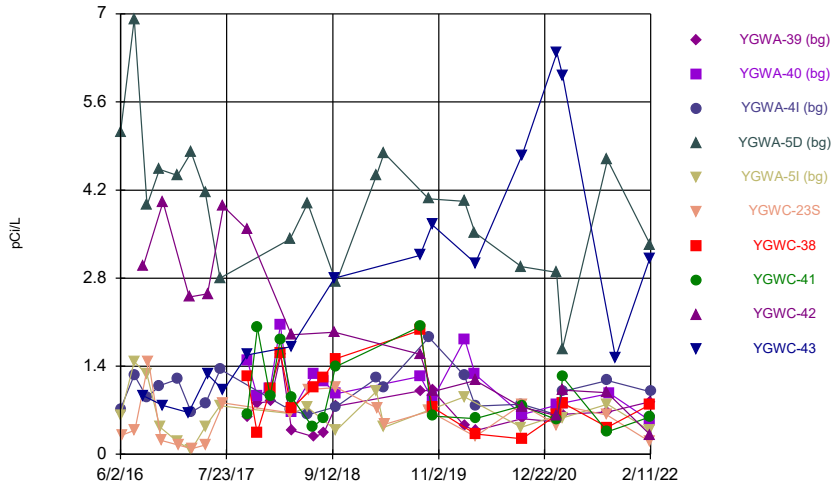

Constituent: Combined Radium 226 + 228 Analysis Run 4/19/2022 5:08 PM

Plant Yates Client: Southern Company Data: Plant Yates AMA-R6

Sanitas™ v.9.6.32j Groundwater Stats Consulting. UG

Time Series

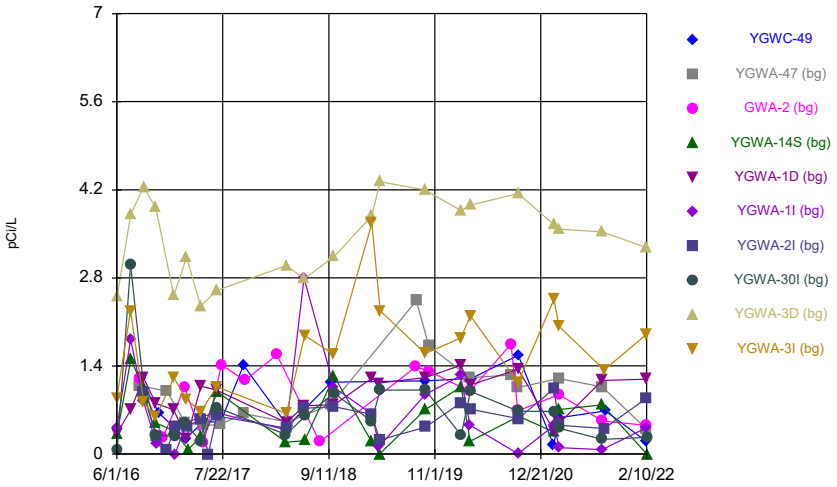

Constituent: Combined Radium 226 + 228 Analysis Run 4/19/2022 5:08 PM

Plant Yates Client: Southern Company Data: Plant Yates AMA-R6

Sanitas™ v.9.6.32j Groundwater Stats Consulting. UG

Time Series

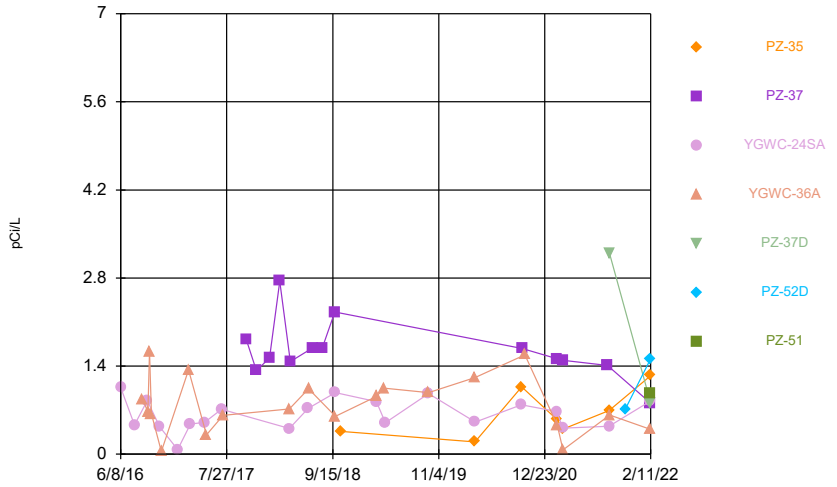

Constituent: Combined Radium 226 + 228 Analysis Run 4/19/2022 5:08 PM

Plant Yates Client: Southern Company Data: Plant Yates AMA-R6

Sanitas™ v.9.6.32j Groundwater Stats Consulting. UG
Hollow symbols indicate censored values.

Time Series

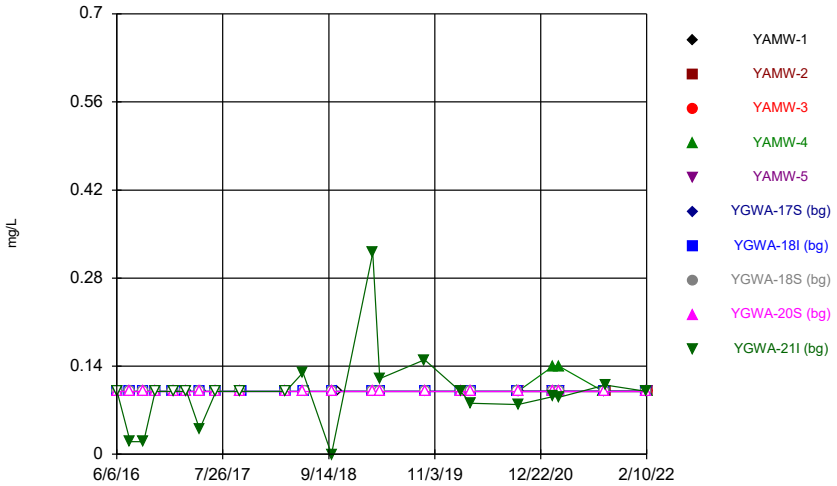

Constituent: Fluoride Analysis Run 4/19/2022 5:08 PM
Plant Yates Client: Southern Company Data: Plant Yates AMA-R6

Sanitas™ v.9.6.32j Groundwater Stats Consulting. UG
Hollow symbols indicate censored values.

Time Series

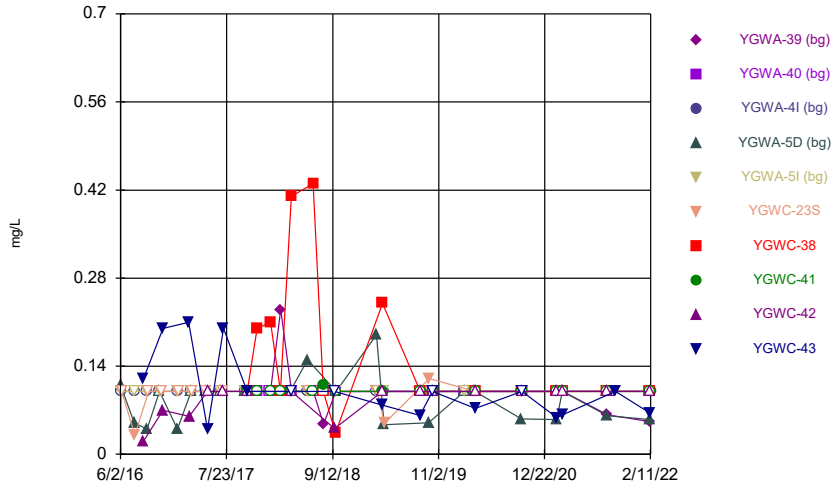

Constituent: Fluoride Analysis Run 4/19/2022 5:08 PM
Plant Yates Client: Southern Company Data: Plant Yates AMA-R6

Sanitas™ v.9.6.32j Groundwater Stats Consulting. UG
Hollow symbols indicate censored values.

Time Series

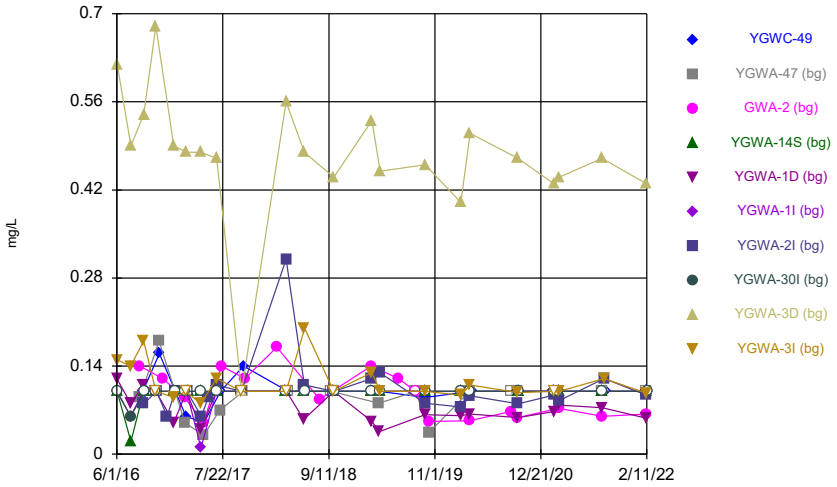

Constituent: Fluoride Analysis Run 4/19/2022 5:08 PM
Plant Yates Client: Southern Company Data: Plant Yates AMA-R6

Sanitas™ v.9.6.32j Groundwater Stats Consulting. UG
Hollow symbols indicate censored values.

Time Series

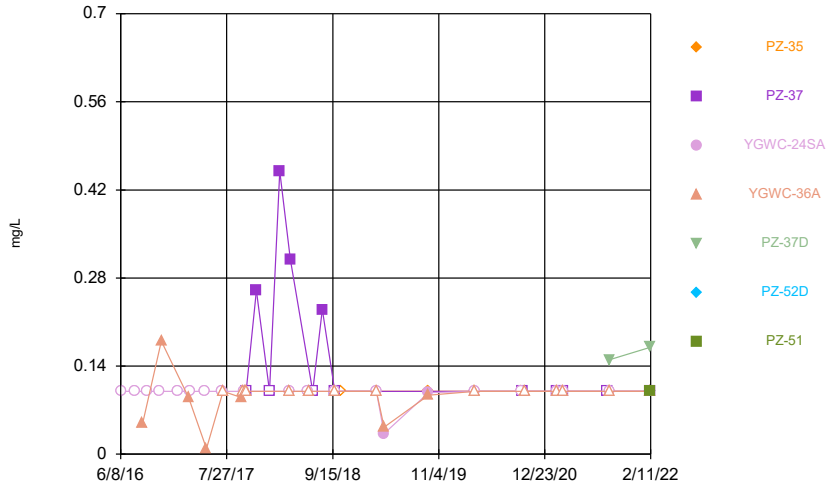

Constituent: Fluoride Analysis Run 4/19/2022 5:08 PM
Plant Yates Client: Southern Company Data: Plant Yates AMA-R6

Sanitas™ v.9.6.32j Groundwater Stats Consulting. UG
Hollow symbols indicate censored values.

Time Series

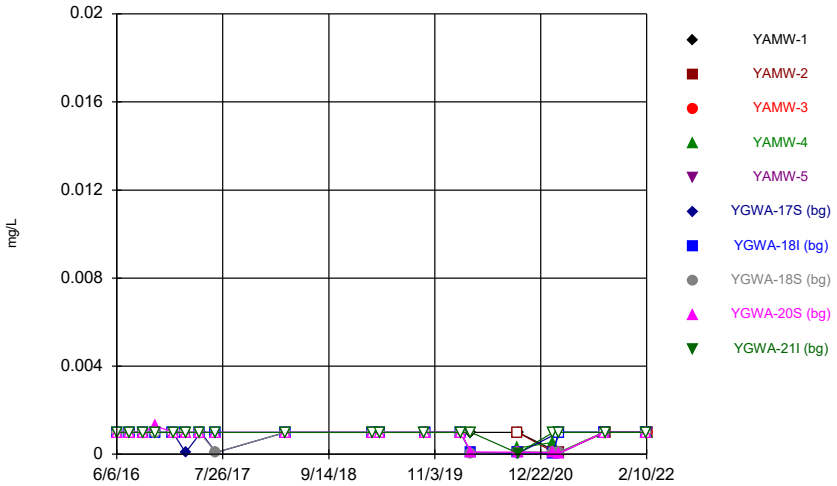

Constituent: Lead Analysis Run 4/19/2022 5:08 PM
Plant Yates Client: Southern Company Data: Plant Yates AMA-R6

Sanitas™ v.9.6.32j Groundwater Stats Consulting. UG
Hollow symbols indicate censored values.

Time Series

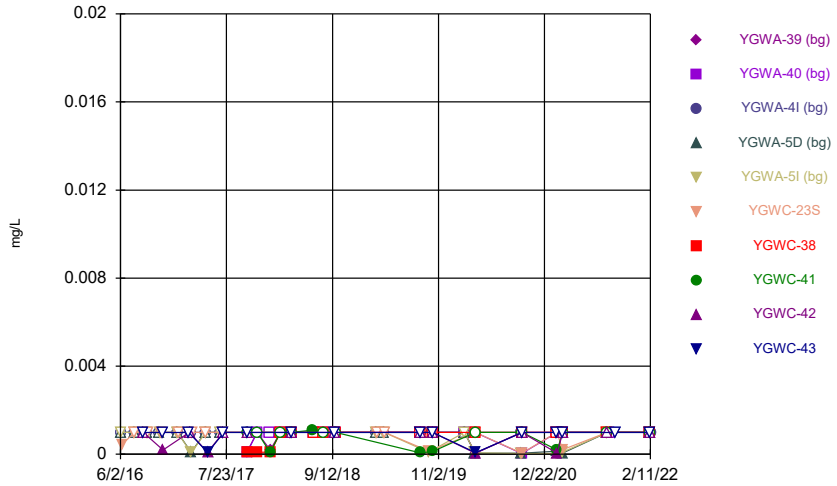

Constituent: Lead Analysis Run 4/19/2022 5:08 PM
Plant Yates Client: Southern Company Data: Plant Yates AMA-R6

Sanitas™ v.9.6.32j Groundwater Stats Consulting. UG
Hollow symbols indicate censored values.

Time Series

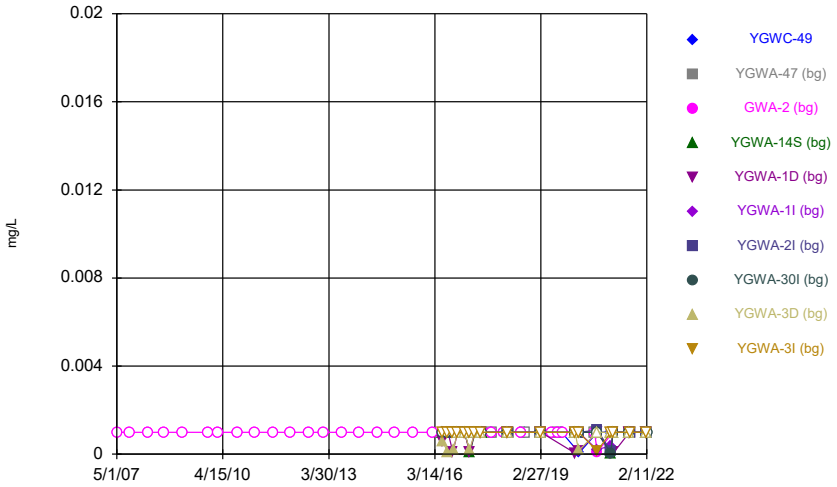

Constituent: Lead Analysis Run 4/19/2022 5:08 PM
Plant Yates Client: Southern Company Data: Plant Yates AMA-R6

Sanitas™ v.9.6.32j Groundwater Stats Consulting. UG
Hollow symbols indicate censored values.

Time Series

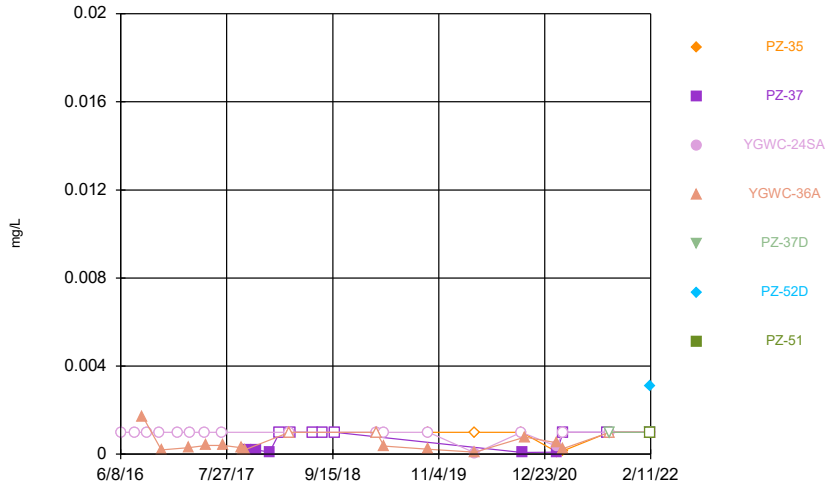

Constituent: Lead Analysis Run 4/19/2022 5:08 PM
Plant Yates Client: Southern Company Data: Plant Yates AMA-R6

Sanitas™ v.9.6.32j Groundwater Stats Consulting. UG
Hollow symbols indicate censored values.

Time Series

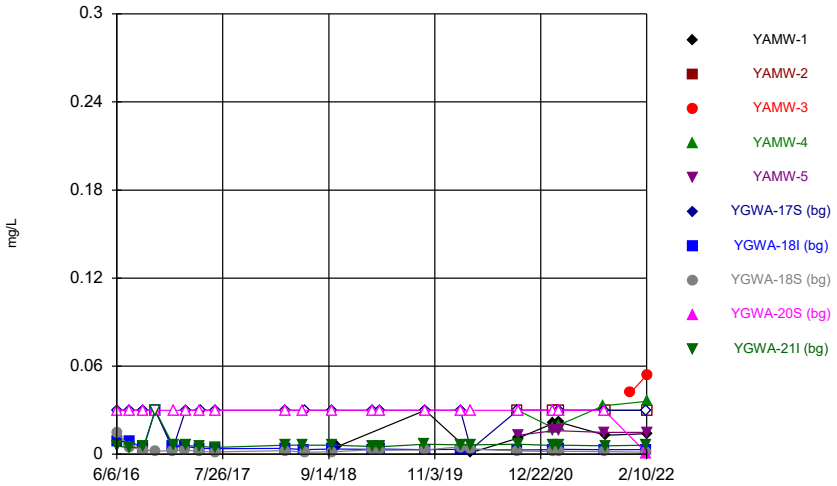

Constituent: Lithium Analysis Run 4/19/2022 5:08 PM
Plant Yates Client: Southern Company Data: Plant Yates AMA-R6

Sanitas™ v.9.6.32j Groundwater Stats Consulting. UG
Hollow symbols indicate censored values.

Time Series

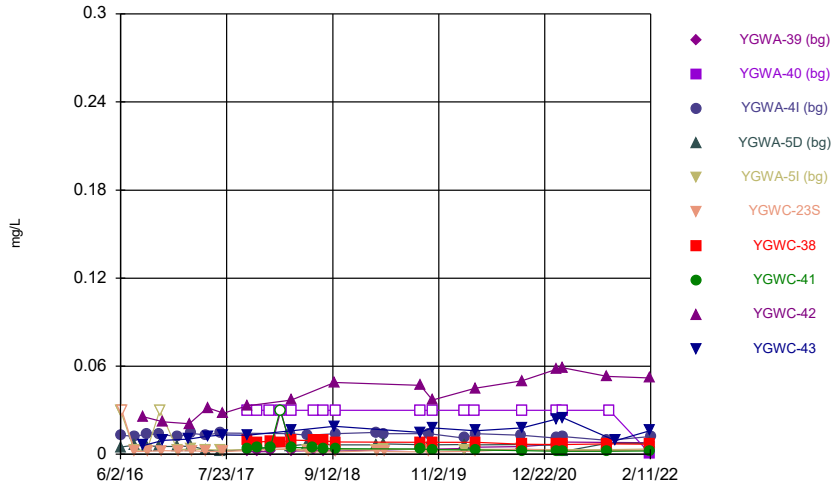

Constituent: Lithium Analysis Run 4/19/2022 5:08 PM
Plant Yates Client: Southern Company Data: Plant Yates AMA-R6

Sanitas™ v.9.6.32j Groundwater Stats Consulting. UG
Hollow symbols indicate censored values.

Time Series

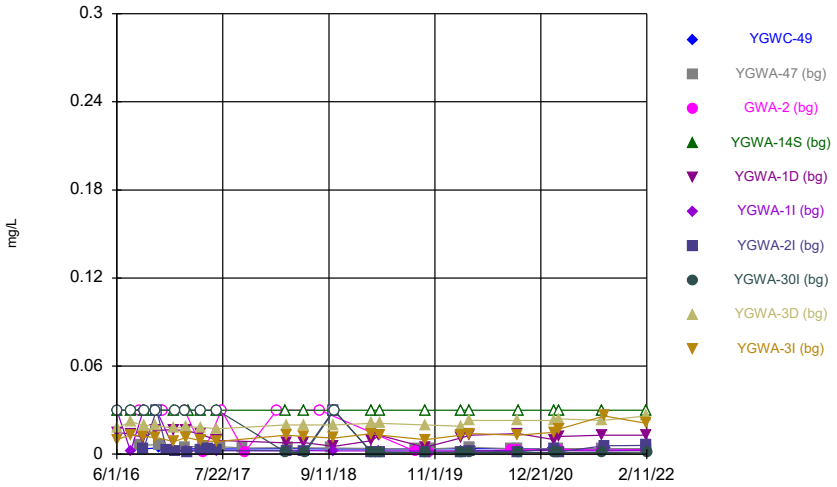

Constituent: Lithium Analysis Run 4/19/2022 5:08 PM
Plant Yates Client: Southern Company Data: Plant Yates AMA-R6

Sanitas™ v.9.6.32j Groundwater Stats Consulting. UG
Hollow symbols indicate censored values.

Time Series

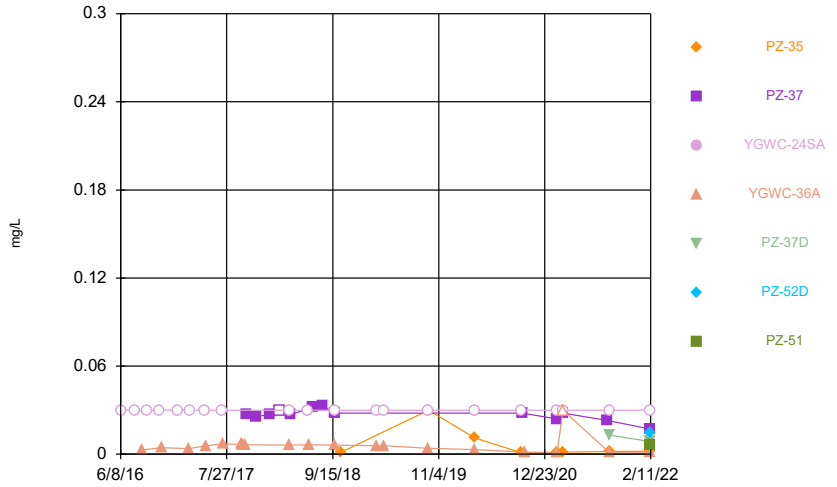

Constituent: Lithium Analysis Run 4/19/2022 5:08 PM
Plant Yates Client: Southern Company Data: Plant Yates AMA-R6

Sanitas™ v.9.6.32j Groundwater Stats Consulting. UG
Hollow symbols indicate censored values.

Time Series

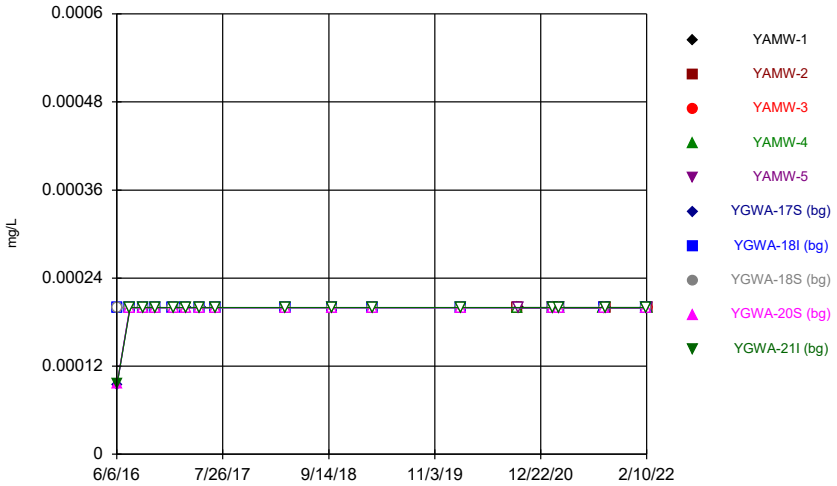

Constituent: Mercury Analysis Run 4/19/2022 5:08 PM
Plant Yates Client: Southern Company Data: Plant Yates AMA-R6

Sanitas™ v.9.6.32j Groundwater Stats Consulting. UG
Hollow symbols indicate censored values.

Time Series

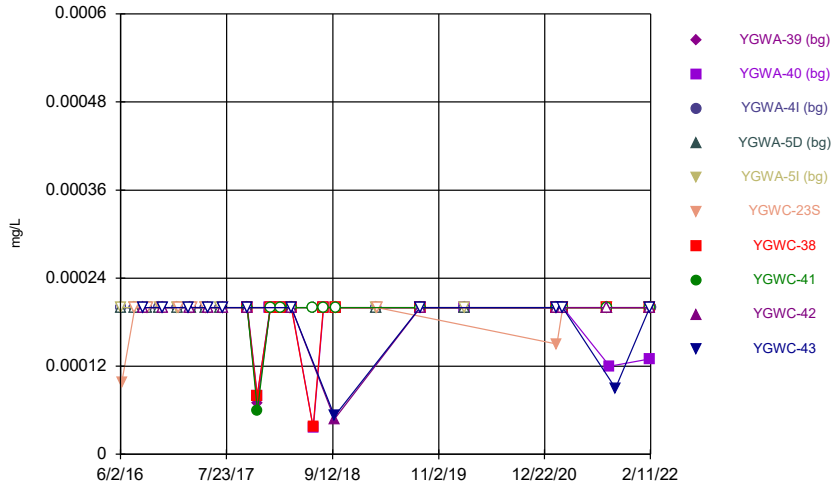

Constituent: Mercury Analysis Run 4/19/2022 5:08 PM
Plant Yates Client: Southern Company Data: Plant Yates AMA-R6

Sanitas™ v.9.6.32j Groundwater Stats Consulting. UG
Hollow symbols indicate censored values.

Time Series

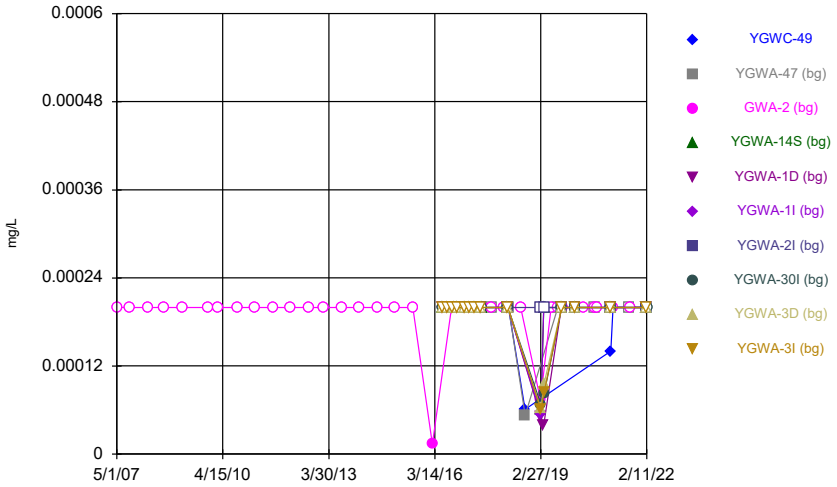

Constituent: Mercury Analysis Run 4/19/2022 5:08 PM
Plant Yates Client: Southern Company Data: Plant Yates AMA-R6

Sanitas™ v.9.6.32j Groundwater Stats Consulting. UG
Hollow symbols indicate censored values.

Time Series

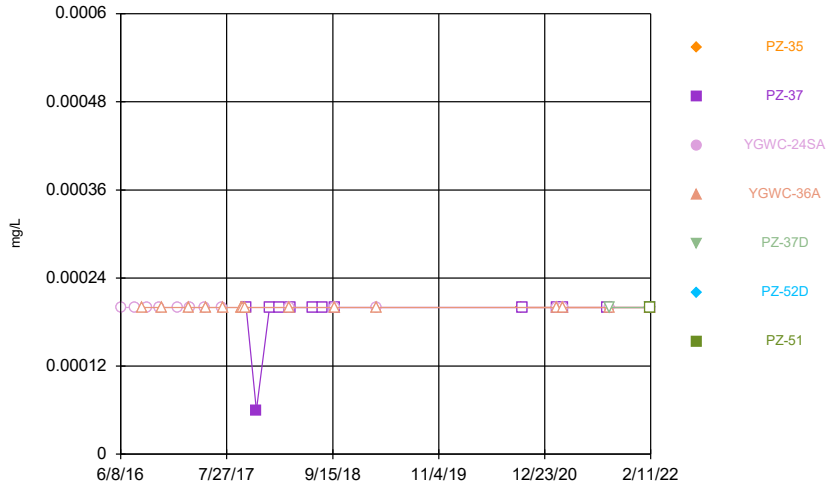

Constituent: Mercury Analysis Run 4/19/2022 5:08 PM
Plant Yates Client: Southern Company Data: Plant Yates AMA-R6

Sanitas™ v.9.6.32j Groundwater Stats Consulting. UG
Hollow symbols indicate censored values.

Time Series

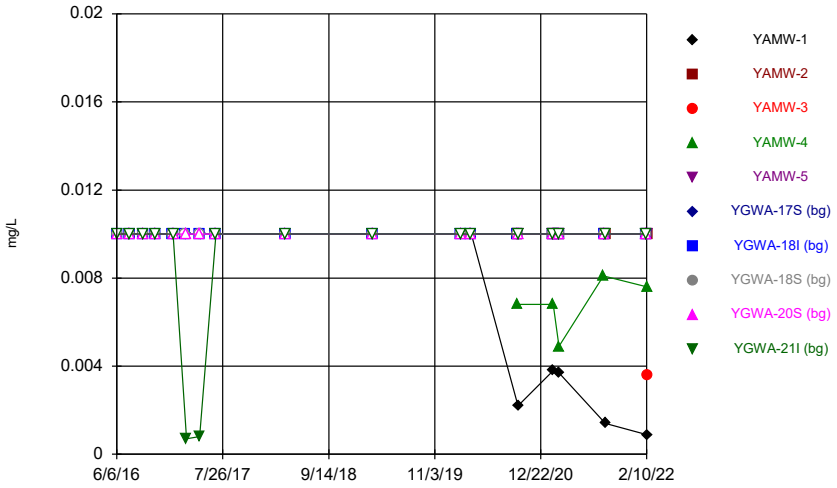

Constituent: Molybdenum Analysis Run 4/19/2022 5:08 PM
Plant Yates Client: Southern Company Data: Plant Yates AMA-R6

Sanitas™ v.9.6.32j Groundwater Stats Consulting. UG
Hollow symbols indicate censored values.

Time Series

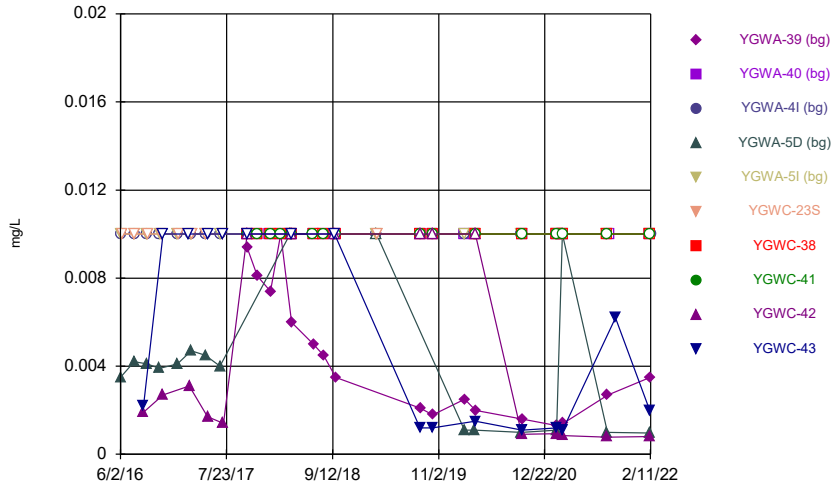

Constituent: Molybdenum Analysis Run 4/19/2022 5:08 PM
Plant Yates Client: Southern Company Data: Plant Yates AMA-R6

Sanitas™ v.9.6.32j Groundwater Stats Consulting. UG
Hollow symbols indicate censored values.

Time Series

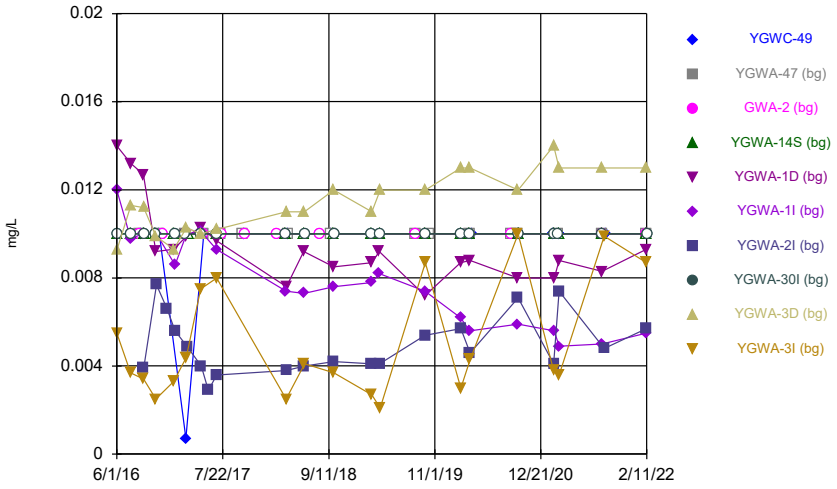

Constituent: Molybdenum Analysis Run 4/19/2022 5:08 PM
Plant Yates Client: Southern Company Data: Plant Yates AMA-R6

Sanitas™ v.9.6.32j Groundwater Stats Consulting. UG
Hollow symbols indicate censored values.

Time Series

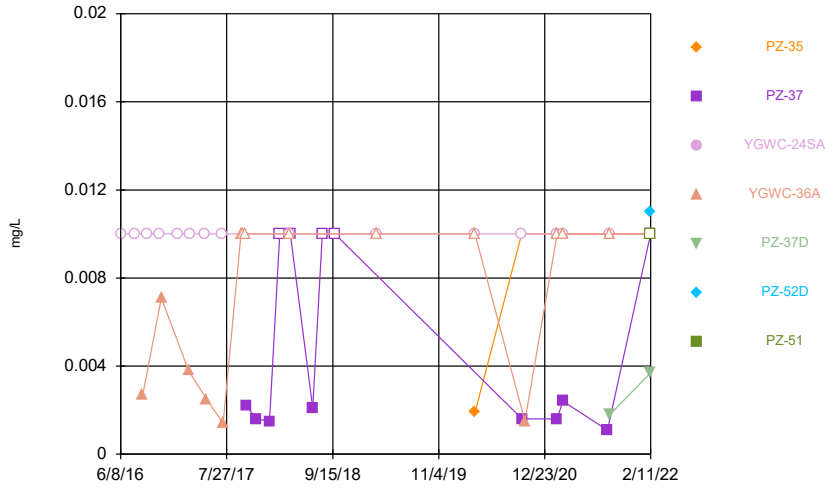

Constituent: Molybdenum Analysis Run 4/19/2022 5:08 PM
Plant Yates Client: Southern Company Data: Plant Yates AMA-R6

Sanitas™ v.9.6.32j Groundwater Stats Consulting. UG

Time Series

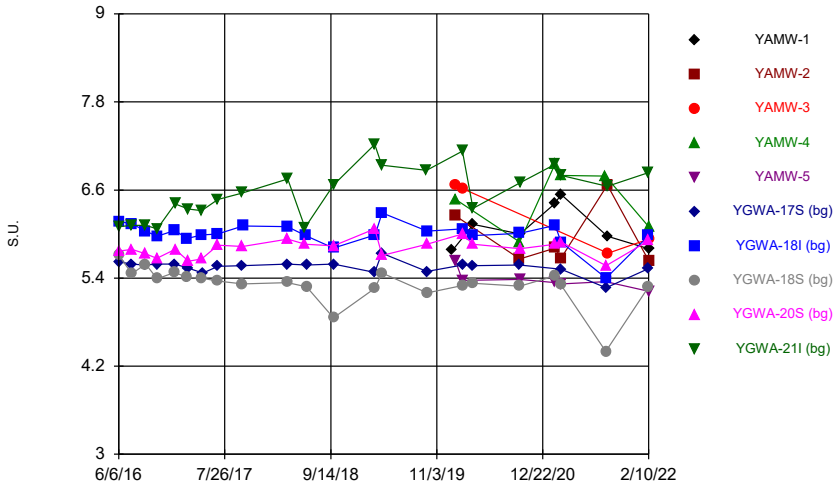

Constituent: pH Analysis Run 4/19/2022 5:08 PM

Plant Yates Client: Southern Company Data: Plant Yates AMA-R6

Sanitas™ v.9.6.32j Groundwater Stats Consulting. UG

Time Series

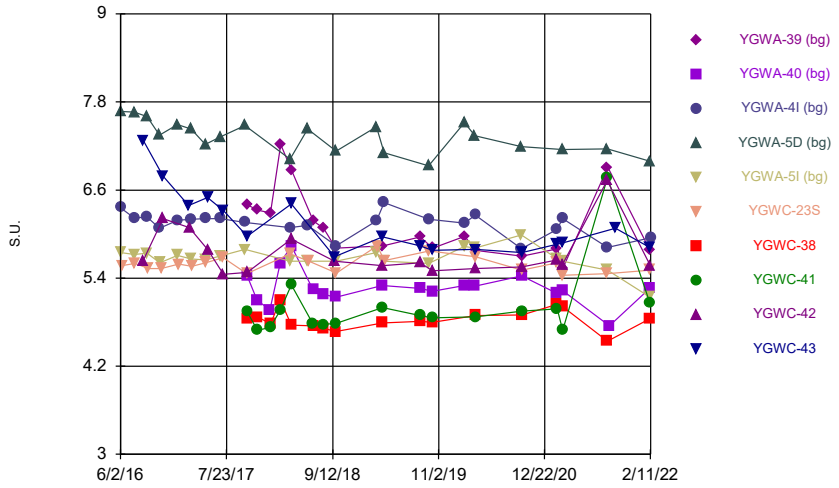

Constituent: pH Analysis Run 4/19/2022 5:08 PM

Plant Yates Client: Southern Company Data: Plant Yates AMA-R6

Sanitas™ v.9.6.32j Groundwater Stats Consulting. UG

Time Series

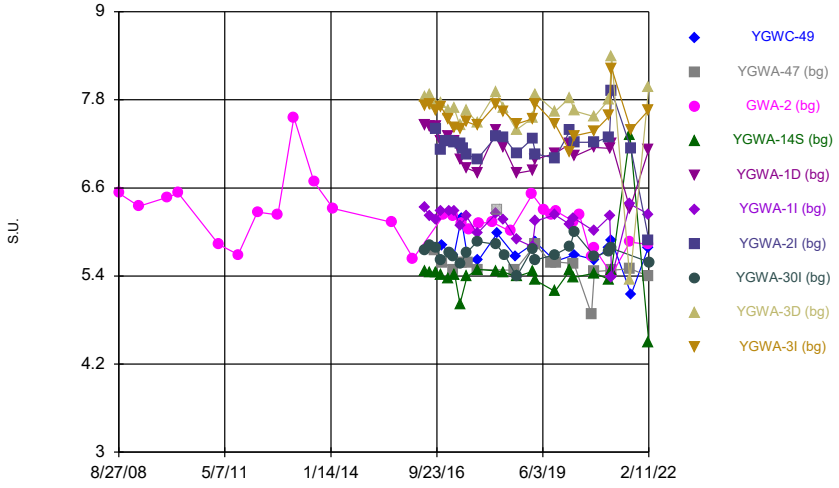

Constituent: pH Analysis Run 4/19/2022 5:08 PM

Plant Yates Client: Southern Company Data: Plant Yates AMA-R6

Sanitas™ v.9.6.32j Groundwater Stats Consulting. UG

Time Series

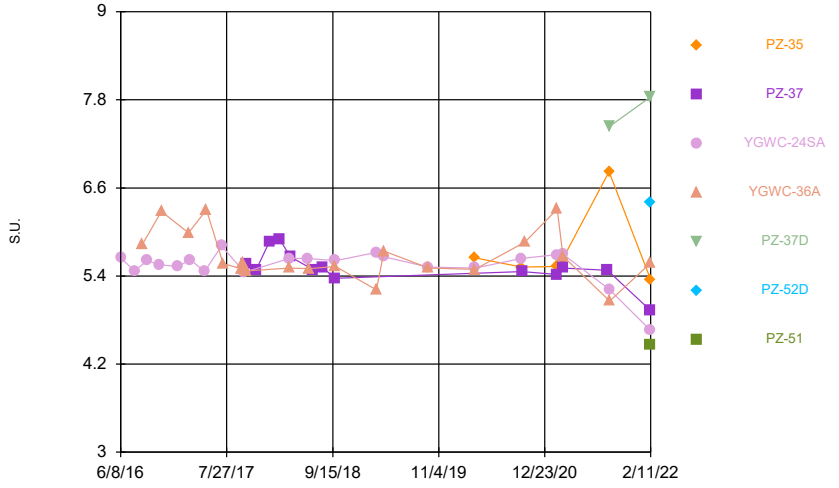

Constituent: pH Analysis Run 4/19/2022 5:08 PM

Plant Yates Client: Southern Company Data: Plant Yates AMA-R6

Sanitas™ v.9.6.32j Groundwater Stats Consulting. UG
Hollow symbols indicate censored values.

Time Series

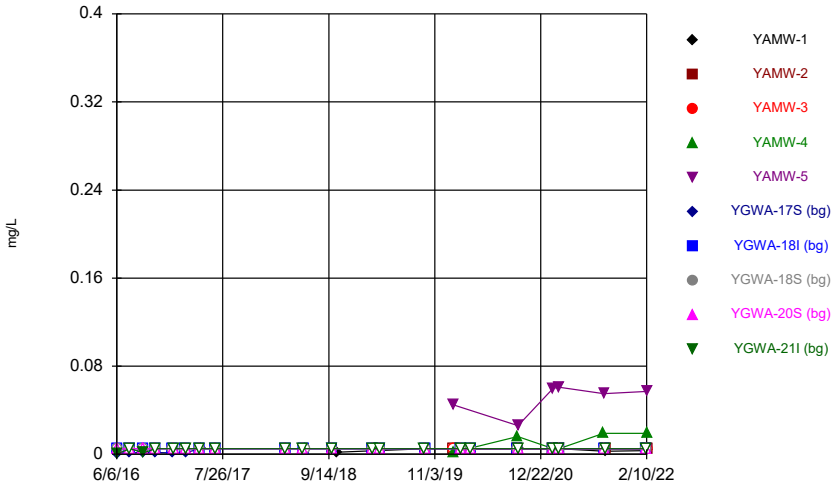

Constituent: Selenium Analysis Run 4/19/2022 5:08 PM
Plant Yates Client: Southern Company Data: Plant Yates AMA-R6

Sanitas™ v.9.6.32j Groundwater Stats Consulting. UG
Hollow symbols indicate censored values.

Time Series

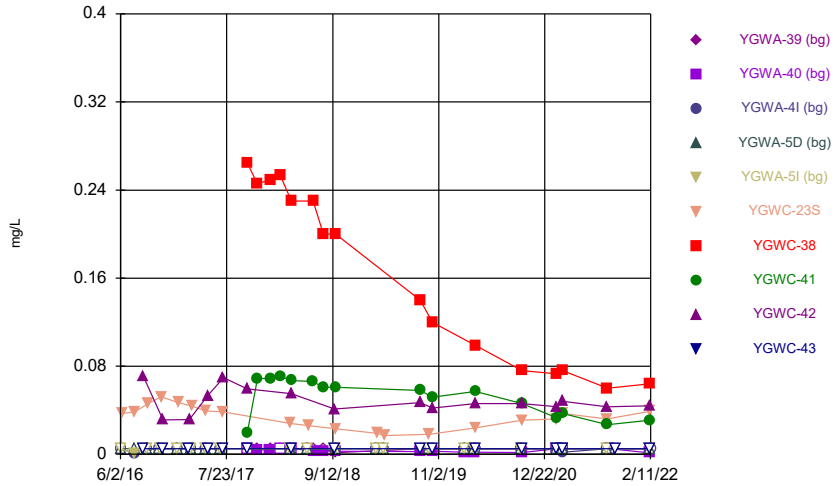

Constituent: Selenium Analysis Run 4/19/2022 5:08 PM
Plant Yates Client: Southern Company Data: Plant Yates AMA-R6

Sanitas™ v.9.6.32j Groundwater Stats Consulting. UG
Hollow symbols indicate censored values.

Time Series

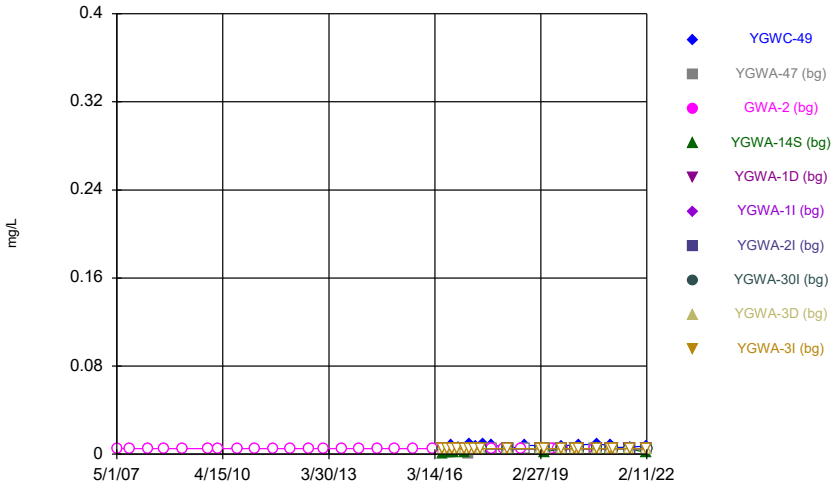

Constituent: Selenium Analysis Run 4/19/2022 5:08 PM
Plant Yates Client: Southern Company Data: Plant Yates AMA-R6

Sanitas™ v.9.6.32j Groundwater Stats Consulting. UG
Hollow symbols indicate censored values.

Time Series

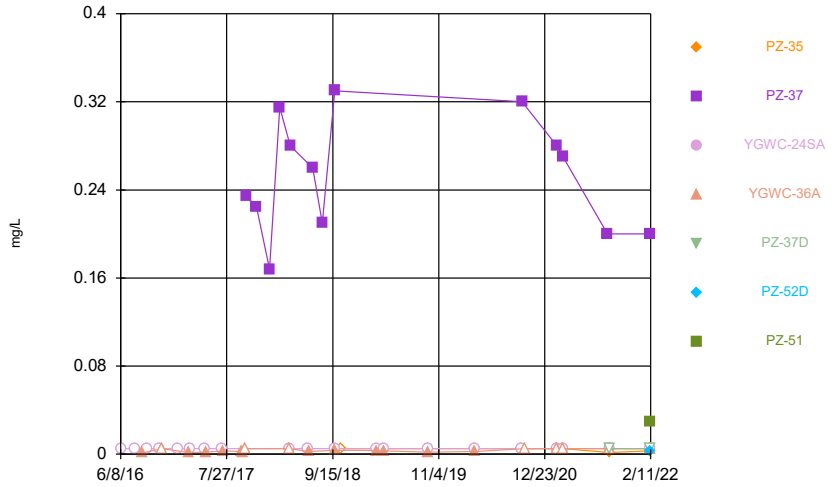

Constituent: Selenium Analysis Run 4/19/2022 5:08 PM
Plant Yates Client: Southern Company Data: Plant Yates AMA-R6

Sanitas™ v.9.6.32j Groundwater Stats Consulting. UG
Hollow symbols indicate censored values.

Time Series

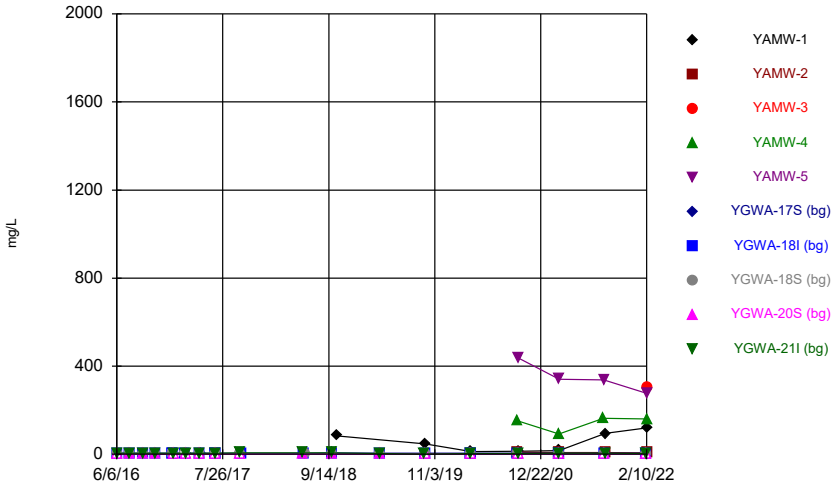

Constituent: Sulfate Analysis Run 4/19/2022 5:08 PM
Plant Yates Client: Southern Company Data: Plant Yates AMA-R6

Sanitas™ v.9.6.32j Groundwater Stats Consulting. UG

Time Series

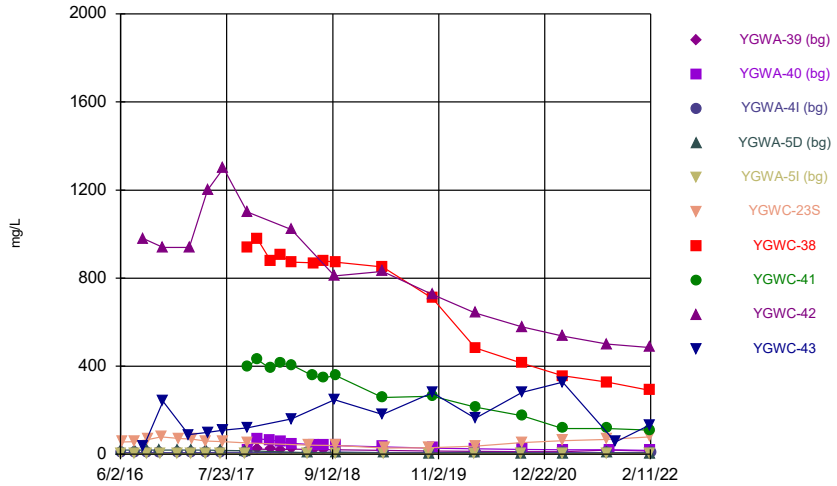

Constituent: Sulfate Analysis Run 4/19/2022 5:08 PM
Plant Yates Client: Southern Company Data: Plant Yates AMA-R6

Sanitas™ v.9.6.32j Groundwater Stats Consulting. UG
Hollow symbols indicate censored values.

Time Series

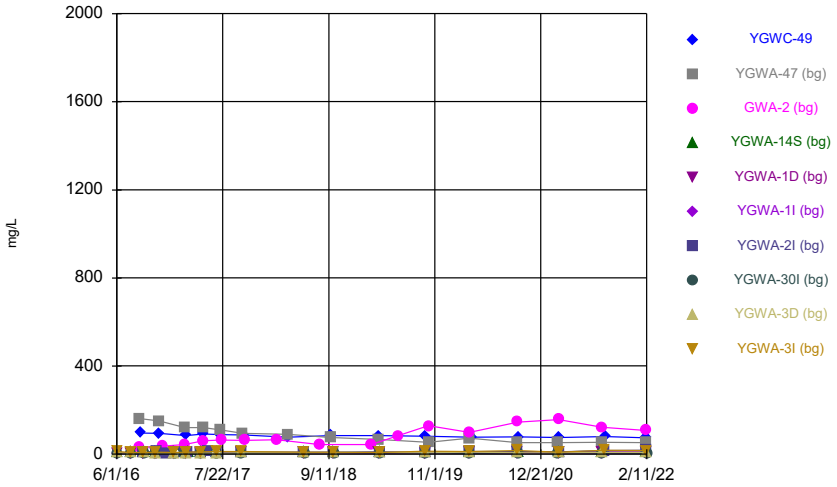

Constituent: Sulfate Analysis Run 4/19/2022 5:08 PM
Plant Yates Client: Southern Company Data: Plant Yates AMA-R6

Sanitas™ v.9.6.32j Groundwater Stats Consulting. UG
Hollow symbols indicate censored values.

Time Series

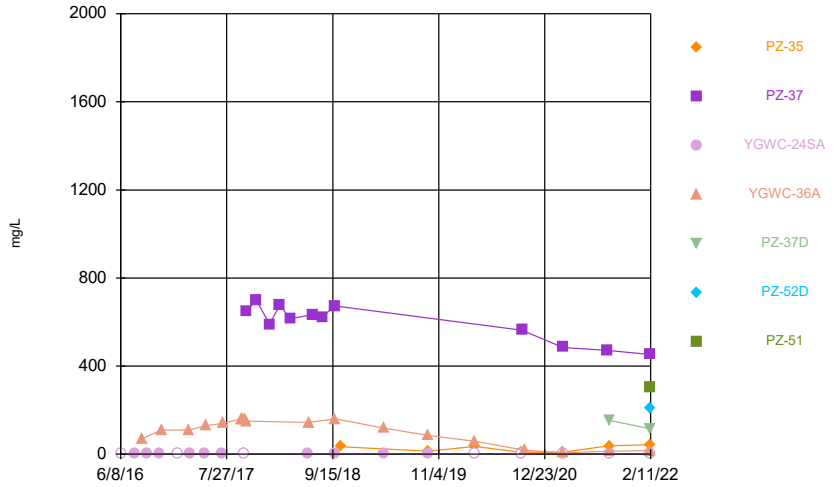

Constituent: Sulfate Analysis Run 4/19/2022 5:08 PM
Plant Yates Client: Southern Company Data: Plant Yates AMA-R6

Sanitas™ v.9.6.32j Groundwater Stats Consulting. UG
Hollow symbols indicate censored values.

Time Series

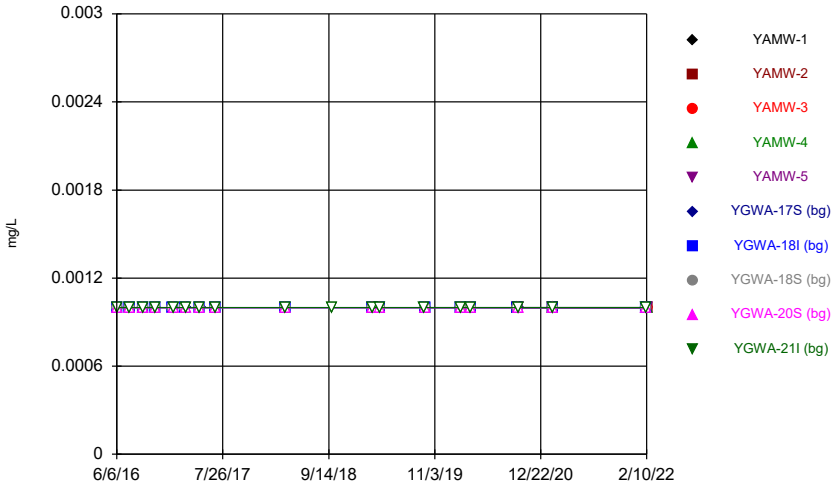

Constituent: Thallium Analysis Run 4/19/2022 5:08 PM
Plant Yates Client: Southern Company Data: Plant Yates AMA-R6

Sanitas™ v.9.6.32j Groundwater Stats Consulting. UG
Hollow symbols indicate censored values.

Time Series

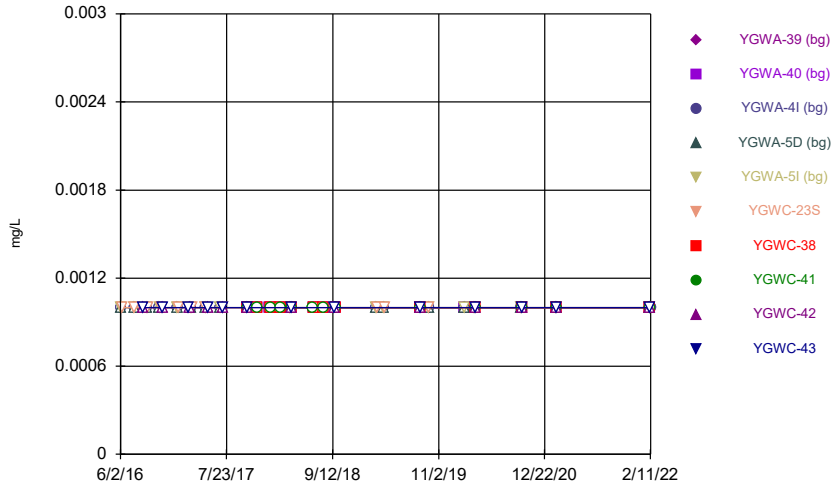

Constituent: Thallium Analysis Run 4/19/2022 5:08 PM
Plant Yates Client: Southern Company Data: Plant Yates AMA-R6

Sanitas™ v.9.6.32j Groundwater Stats Consulting. UG
Hollow symbols indicate censored values.

Time Series

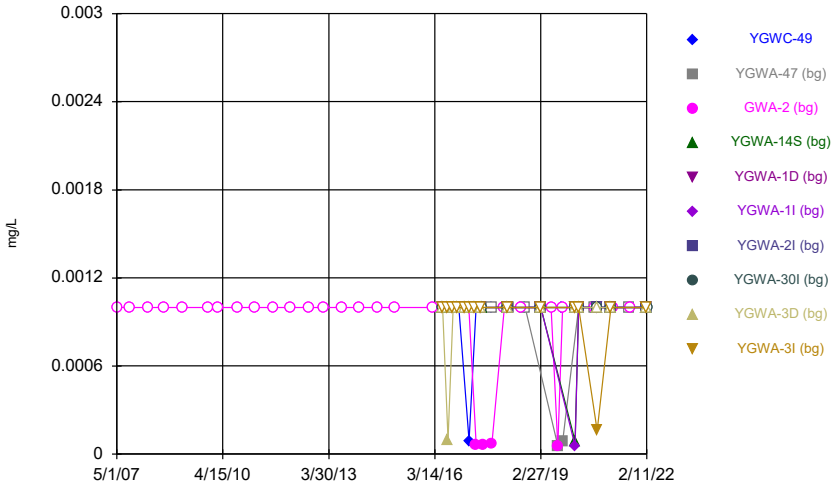

Constituent: Thallium Analysis Run 4/19/2022 5:08 PM
Plant Yates Client: Southern Company Data: Plant Yates AMA-R6

Sanitas™ v.9.6.32j Groundwater Stats Consulting. UG
Hollow symbols indicate censored values.

Time Series

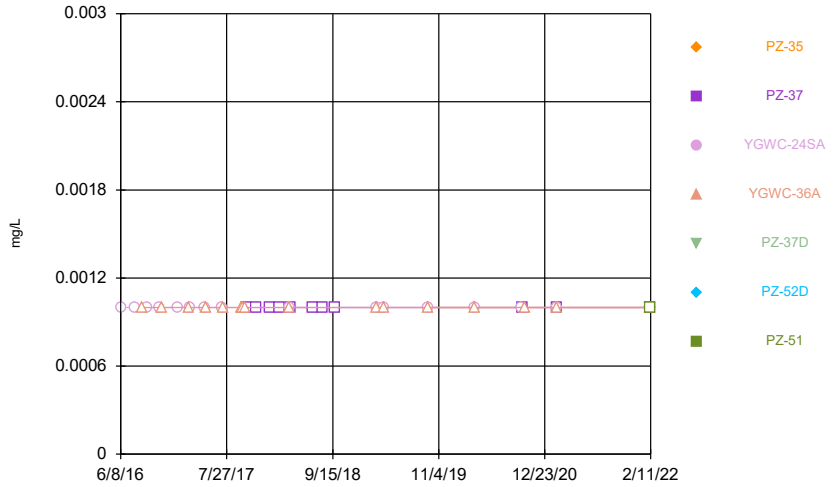

Constituent: Thallium Analysis Run 4/19/2022 5:09 PM
Plant Yates Client: Southern Company Data: Plant Yates AMA-R6

Sanitas™ v.9.6.32j Groundwater Stats Consulting. UG

Time Series

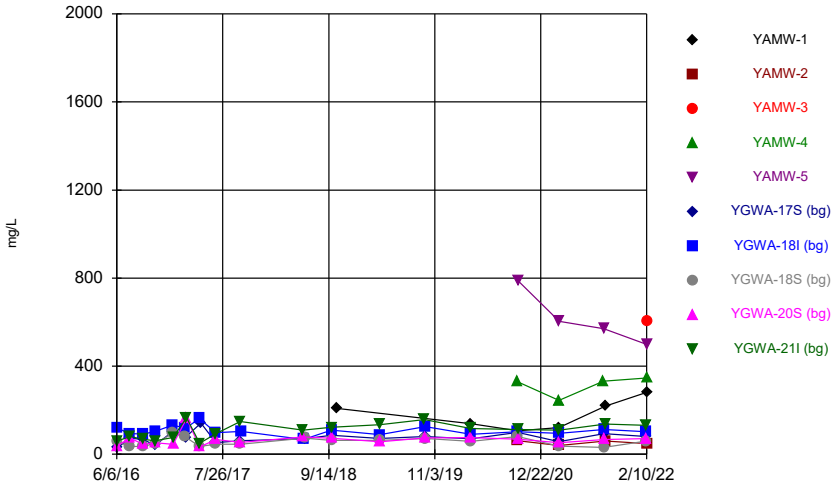

Constituent: Total Dissolved Solids Analysis Run 4/19/2022 5:09 PM
Plant Yates Client: Southern Company Data: Plant Yates AMA-R6

Sanitas™ v.9.6.32j Groundwater Stats Consulting. UG

Time Series

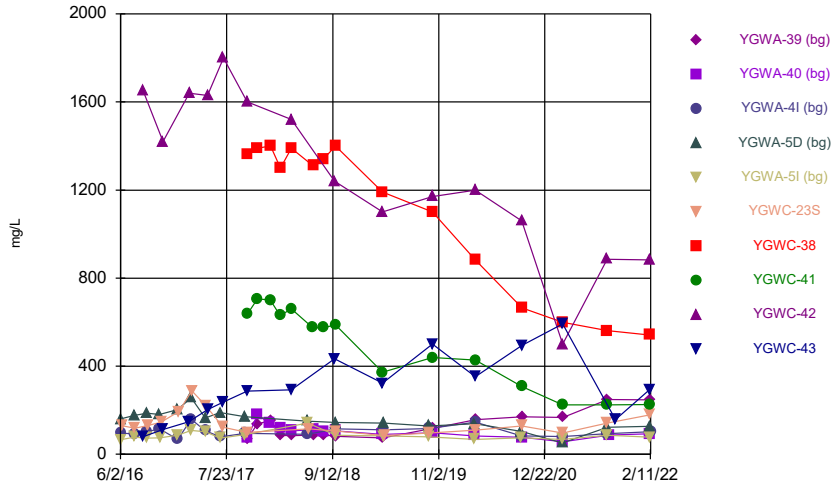

Constituent: Total Dissolved Solids Analysis Run 4/19/2022 5:09 PM
Plant Yates Client: Southern Company Data: Plant Yates AMA-R6

Sanitas™ v.9.6.32j Groundwater Stats Consulting. UG
Hollow symbols indicate censored values.

Time Series

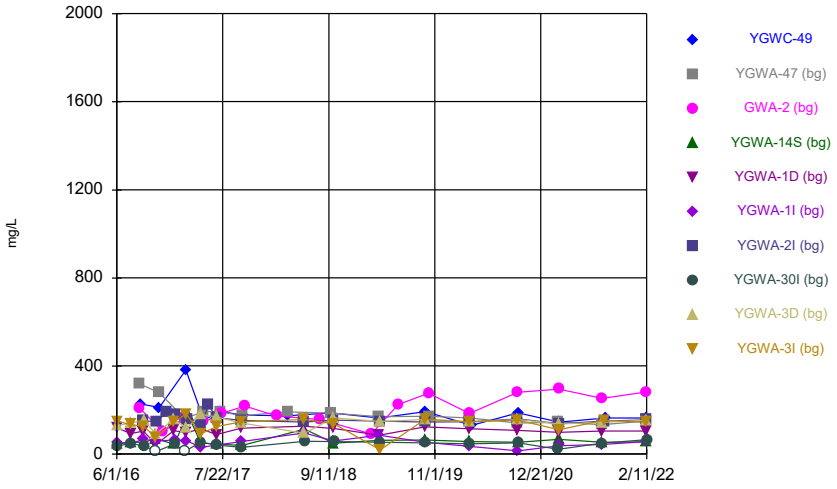

Constituent: Total Dissolved Solids Analysis Run 4/19/2022 5:09 PM
Plant Yates Client: Southern Company Data: Plant Yates AMA-R6

Sanitas™ v.9.6.32j Groundwater Stats Consulting. UG

Time Series

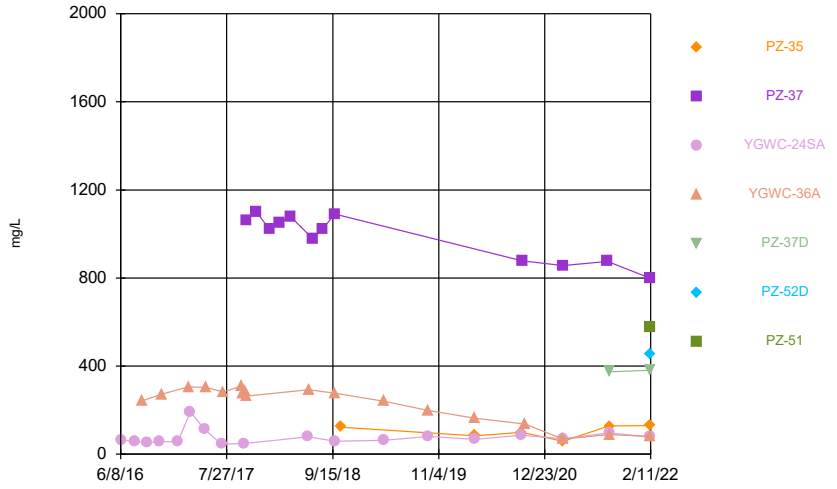

Constituent: Total Dissolved Solids Analysis Run 4/19/2022 5:09 PM
Plant Yates Client: Southern Company Data: Plant Yates AMA-R6

Time Series

Constituent: Antimony (mg/L) Analysis Run 4/19/2022 5:14 PM

Plant Yates Client: Southern Company Data: Plant Yates AMA-R6

	YAMW-1	YAMW-2	YAMW-3	YAMW-4	YAMW-5	YGWA-17S (bg)	YGWA-18I (bg)	YGWA-18S (bg)	YGWA-20S (bg)
6/6/2016							<0.003	<0.003	
6/7/2016						<0.003			<0.003
7/27/2016						<0.003	0.0005 (J)	<0.003	<0.003
7/28/2016									
9/16/2016						<0.003		<0.003	
9/19/2016							<0.003		<0.003
11/2/2016									<0.003
11/3/2016						<0.003	<0.003	<0.003	
1/11/2017						<0.003	<0.003	<0.003	
1/13/2017									<0.003
3/1/2017							<0.003	<0.003	
3/2/2017						<0.003			
3/6/2017									<0.003
4/26/2017							<0.003	<0.003	<0.003
5/2/2017						<0.003			
6/28/2017							<0.003	<0.003	
6/29/2017						<0.003			<0.003
3/28/2018						<0.003	<0.003	<0.003	
3/29/2018									<0.003
3/5/2019						<0.003		<0.003	<0.003
3/6/2019							<0.003		
4/2/2019						<0.003			
4/3/2019							<0.003	<0.003	<0.003
9/24/2019									
9/25/2019						<0.003			<0.003
9/26/2019	<0.003						0.00056 (J)	<0.003	
2/11/2020						<0.003	<0.003	<0.003	
2/12/2020									<0.003
3/24/2020						<0.003	<0.003	<0.003	<0.003
3/25/2020	<0.003								
9/23/2020		<0.003		0.00065 (J)		<0.003	<0.003	<0.003	
9/24/2020	<0.003				0.00033 (J)				<0.003
2/9/2021	0.00037 (J)	<0.003		0.0011 (J)	<0.003		<0.003	<0.003	0.00032 (J)
3/3/2021	0.025	<0.003		0.00062 (J)		<0.003	<0.003	0.00067 (J)	<0.003
3/4/2021					<0.003				
8/25/2021				<0.003					
8/26/2021					<0.003			<0.003	
8/27/2021						<0.003	<0.003		<0.003
9/1/2021	0.0024 (J)	<0.003							
2/9/2022						<0.003	<0.003	<0.003	<0.003
2/10/2022	<0.003	<0.003	<0.003	<0.003	<0.003				

Time Series

Constituent: Antimony (mg/L) Analysis Run 4/19/2022 5:14 PM

Plant Yates Client: Southern Company Data: Plant Yates AMA-R6

	YGWA-21I (bg)
6/6/2016	
6/7/2016	<0.003
7/27/2016	
7/28/2016	<0.003
9/16/2016	
9/19/2016	0.001 (J)
11/2/2016	
11/3/2016	<0.003
1/11/2017	
1/13/2017	<0.003
3/1/2017	
3/2/2017	
3/6/2017	0.0005 (J)
4/26/2017	<0.003
5/2/2017	
6/28/2017	
6/29/2017	<0.003
3/28/2018	
3/29/2018	<0.003
3/5/2019	0.0011 (J)
3/6/2019	
4/2/2019	0.0011 (J)
4/3/2019	
9/24/2019	0.0035
9/25/2019	
9/26/2019	
2/11/2020	
2/12/2020	0.0015 (J)
3/24/2020	0.0017 (J)
3/25/2020	
9/23/2020	
9/24/2020	0.0047
2/9/2021	0.0013 (J)
3/3/2021	
3/4/2021	0.0014 (J)
8/25/2021	
8/26/2021	
8/27/2021	
9/1/2021	<0.003
2/9/2022	<0.003
2/10/2022	

Time Series

Constituent: Antimony (mg/L) Analysis Run 4/19/2022 5:14 PM

Plant Yates Client: Southern Company Data: Plant Yates AMA-R6

	YGWA-39 (bg)	YGWA-40 (bg)	YGWA-4I (bg)	YGWA-5D (bg)	YGWA-5I (bg)	YGWC-23S	YGWC-38	YGWC-41	YGWC-42
6/2/2016			<0.003	<0.003	<0.003				
6/7/2016						<0.003			
7/26/2016			0.0003 (J)	<0.003	<0.003				
7/28/2016						<0.003			
8/30/2016									<0.003
8/31/2016									
9/14/2016			<0.003	<0.003	<0.003				
9/20/2016						<0.003			
11/2/2016			<0.003	<0.003					
11/4/2016					<0.003				
11/8/2016						<0.003			
11/16/2016									<0.003
1/12/2017				<0.003	<0.003				
1/13/2017			<0.003						
1/16/2017						<0.003			
2/24/2017									
2/27/2017									<0.003
3/6/2017			<0.003						
3/7/2017				<0.003	<0.003				
3/9/2017						<0.003			
5/1/2017			<0.003	<0.003					
5/2/2017					<0.003	<0.003			
5/10/2017									<0.003
6/27/2017				<0.003	<0.003				
6/29/2017			<0.003						
7/10/2017						<0.003			
7/11/2017									<0.003
10/11/2017	0.0006 (J)								
10/12/2017		<0.003					<0.003	<0.003	<0.003
11/20/2017	<0.003	<0.003					<0.003		
11/21/2017								<0.003	
1/10/2018		<0.003							
1/11/2018	<0.003							<0.003	
1/12/2018							<0.003		
2/19/2018		<0.003						<0.003	
2/20/2018	<0.003						<0.003		
3/29/2018			<0.003	<0.003	<0.003				
3/30/2018						<0.003			
4/3/2018	<0.003	<0.003					<0.003	<0.003	
4/4/2018									<0.003
6/27/2018								<0.003	
6/28/2018	<0.003	<0.003					<0.003		
8/7/2018	<0.003	<0.003					0.0015 (J)	<0.003	
9/20/2018									<0.003
9/24/2018	<0.003	<0.003					<0.003	<0.003	
3/4/2019			<0.003	<0.003	<0.003				
3/6/2019						<0.003			
4/3/2019			<0.003	<0.003	<0.003				
4/4/2019						<0.003			
8/21/2019	<0.003	<0.003							
8/22/2019							<0.003	<0.003	<0.003
9/24/2019				<0.003	<0.003				

Time Series

Constituent: Antimony (mg/L) Analysis Run 4/19/2022 5:14 PM

Plant Yates Client: Southern Company Data: Plant Yates AMA-R6

	YGWA-39 (bg)	YGWA-40 (bg)	YGWA-4I (bg)	YGWA-5D (bg)	YGWA-5I (bg)	YGWC-23S	YGWC-38	YGWC-41	YGWC-42
9/25/2019			<0.003						
9/27/2019						0.00029 (J)			
2/12/2020	<0.003	<0.003	<0.003	<0.003	<0.003				
3/24/2020		<0.003		<0.003	<0.003				
3/25/2020	0.0014 (J)		<0.003				0.00063 (J)	<0.003	<0.003
3/26/2020						<0.003			
9/22/2020			<0.003	<0.003	<0.003				
9/24/2020	<0.003	<0.003				0.00085 (J)			<0.003
9/25/2020							0.00061 (J)	<0.003	
2/8/2021				<0.003	<0.003				
2/9/2021			<0.003			0.00052 (J)	0.00031 (J)		
2/10/2021	<0.003	<0.003						0.0014 (J)	0.00053 (J)
3/2/2021				<0.003	<0.003				
3/3/2021			<0.003						
3/4/2021	<0.003	<0.003				<0.003	<0.003	<0.003	<0.003
8/25/2021						<0.003			<0.003
8/26/2021	<0.003		<0.003	<0.003	<0.003		<0.003	<0.003	
9/3/2021		<0.003							
9/27/2021									
2/8/2022	<0.003	<0.003						<0.003	
2/10/2022				<0.003	<0.003	<0.003	<0.003		<0.003
2/11/2022			<0.003						

Time Series

Constituent: Antimony (mg/L) Analysis Run 4/19/2022 5:14 PM

Plant Yates Client: Southern Company Data: Plant Yates AMA-R6

	YGWC-43
6/2/2016	
6/7/2016	
7/26/2016	
7/28/2016	
8/30/2016	
8/31/2016	<0.003
9/14/2016	
9/20/2016	
11/2/2016	
11/4/2016	
11/8/2016	
11/16/2016	<0.003
1/12/2017	
1/13/2017	
1/16/2017	
2/24/2017	<0.003
2/27/2017	
3/6/2017	
3/7/2017	
3/9/2017	
5/1/2017	
5/2/2017	
5/10/2017	<0.003
6/27/2017	
6/29/2017	
7/10/2017	
7/11/2017	<0.003
10/11/2017	
10/12/2017	<0.003
11/20/2017	
11/21/2017	
1/10/2018	
1/11/2018	
1/12/2018	
2/19/2018	
2/20/2018	
3/29/2018	
3/30/2018	
4/3/2018	
4/4/2018	<0.003
6/27/2018	
6/28/2018	
8/7/2018	
9/20/2018	<0.003
9/24/2018	
3/4/2019	
3/6/2019	
4/3/2019	
4/4/2019	
8/21/2019	<0.003
8/22/2019	
9/24/2019	

Time Series

Constituent: Antimony (mg/L) Analysis Run 4/19/2022 5:14 PM

Plant Yates Client: Southern Company Data: Plant Yates AMA-R6

	YGWC-43
9/25/2019	
9/27/2019	
2/12/2020	
3/24/2020	
3/25/2020	0.00031 (J)
3/26/2020	
9/22/2020	
9/24/2020	
9/25/2020	<0.003
2/8/2021	
2/9/2021	<0.003
2/10/2021	
3/2/2021	
3/3/2021	
3/4/2021	<0.003
8/25/2021	
8/26/2021	
9/3/2021	
9/27/2021	<0.003
2/8/2022	<0.003
2/10/2022	
2/11/2022	

Time Series

Constituent: Antimony (mg/L) Analysis Run 4/19/2022 5:14 PM

Plant Yates Client: Southern Company Data: Plant Yates AMA-R6

	YGWC-49	YGWA-47 (bg)	GWA-2 (bg)	YGWA-14S (bg)	YGWA-1D (bg)	YGWA-1I (bg)	YGWA-2I (bg)	YGWA-30I (bg)	YGWA-3D (bg)
5/1/2007			<0.003						
9/11/2007			<0.003						
3/20/2008			<0.003						
8/27/2008			<0.003						
3/3/2009			<0.003						
11/18/2009			<0.003						
3/3/2010			<0.003						
9/8/2010			<0.003						
3/10/2011			<0.003						
9/8/2011			<0.003						
3/5/2012			<0.003						
9/10/2012			<0.003						
2/6/2013			<0.003						
8/12/2013			<0.003						
2/5/2014			<0.003						
8/5/2014			<0.003						
2/4/2015			<0.003						
8/3/2015			<0.003						
2/16/2016			<0.003						
6/1/2016					<0.003	<0.003			
6/2/2016				<0.003				<0.003	<0.003
7/25/2016						<0.003		<0.003	
7/26/2016				0.0005 (J)	0.001 (J)				0.002 (J)
8/30/2016		0.0028 (J)							
8/31/2016			<0.003						
9/1/2016	<0.003								
9/13/2016					0.001 (J)	<0.003			
9/14/2016							<0.003		
9/15/2016				<0.003					0.0027 (J)
9/19/2016								<0.003	
11/1/2016					0.0015 (J)			<0.003	<0.003
11/2/2016				<0.003					
11/4/2016						<0.003	<0.003		
11/14/2016		<0.003							
11/15/2016	<0.003								
11/28/2016			0.0014 (J)						
12/15/2016							0.0012 (J)		
1/10/2017				<0.003					
1/11/2017					<0.003				<0.003
1/16/2017						<0.003	<0.003	<0.003	
2/21/2017								<0.003	
2/22/2017			<0.003						
2/24/2017		<0.003							
2/27/2017	0.0011 (J)								
3/1/2017									
3/2/2017					0.0004 (J)	<0.003			0.0008 (J)
3/3/2017							<0.003		
3/8/2017				<0.003					
4/26/2017				<0.003				<0.003	<0.003
4/27/2017					0.0004 (J)	0.0017 (J)			
4/28/2017							0.0015 (J)		
5/8/2017		0.0004 (J)	<0.003						

Time Series

Constituent: Antimony (mg/L) Analysis Run 4/19/2022 5:14 PM

Plant Yates Client: Southern Company Data: Plant Yates AMA-R6

	YGWC-49	YGWA-47 (bg)	GWA-2 (bg)	YGWA-14S (bg)	YGWA-1D (bg)	YGWA-1I (bg)	YGWA-2I (bg)	YGWA-30I (bg)	YGWA-3D (bg)
5/9/2017	<0.003								
5/26/2017							0.0005 (J)		
6/27/2017					<0.003	<0.003			
6/28/2017							<0.003		<0.003
6/30/2017				<0.003				<0.003	
7/11/2017		0.0006 (J)							
7/13/2017	<0.003								
7/17/2017			<0.003						
10/10/2017		<0.003							
10/11/2017	<0.003								
10/16/2017			<0.003						
2/19/2018			<0.003						
3/27/2018				<0.003		<0.003		<0.003	
3/28/2018							<0.003		<0.003
3/29/2018					<0.003				
4/2/2018		<0.003							
4/4/2018	<0.003								
8/6/2018			<0.003						
9/19/2018		<0.003							
9/20/2018	<0.003								
2/25/2019			<0.003						
2/26/2019				<0.003				<0.003	
2/27/2019					<0.003	<0.003	<0.003		<0.003
6/12/2019			<0.003						
8/19/2019			<0.003						
8/20/2019		<0.003							
9/26/2019	<0.003								
10/8/2019			<0.003						
2/10/2020					0.00088 (J)	<0.003			
2/11/2020							0.00036 (J)		
2/12/2020				<0.003				<0.003	<0.003
3/17/2020			<0.003						
3/18/2020				<0.003		0.0004 (J)			
3/19/2020					<0.003		0.0003 (J)	<0.003	0.00064 (J)
3/25/2020	0.00053 (J)								
8/26/2020			0.00042 (J)						
8/27/2020		0.00048 (J)							
9/22/2020		<0.003	0.00044 (J)						
9/23/2020					<0.003	<0.003	<0.003		<0.003
9/24/2020	<0.003							<0.003	
9/25/2020				<0.003					
2/9/2021	<0.003								
2/10/2021				<0.003			0.0013 (J)		<0.003
2/11/2021								<0.003	
2/12/2021					<0.003	<0.003			
3/1/2021		0.00048 (J)						<0.003	
3/2/2021			<0.003	<0.003					
3/3/2021					<0.003	<0.003	<0.003		<0.003
3/4/2021	<0.003								
8/19/2021		<0.003		<0.003	<0.003	<0.003		<0.003	<0.003
8/20/2021			<0.003						
8/27/2021							<0.003		

Time Series

Constituent: Antimony (mg/L) Analysis Run 4/19/2022 5:14 PM

Plant Yates Client: Southern Company Data: Plant Yates AMA-R6

	YGWC-49	YGWA-47 (bg)	GWA-2 (bg)	YGWA-14S (bg)	YGWA-1D (bg)	YGWA-1I (bg)	YGWA-2I (bg)	YGWA-30I (bg)	YGWA-3D (bg)
9/1/2021	<0.003								
2/8/2022	<0.003	<0.003	<0.003						
2/9/2022					<0.003	<0.003	<0.003		0.0018 (J)
2/10/2022				<0.003					
2/11/2022								<0.003	

Time Series

Constituent: Antimony (mg/L) Analysis Run 4/19/2022 5:14 PM

Plant Yates Client: Southern Company Data: Plant Yates AMA-R6

	YGWA-3I (bg)
5/1/2007	
9/11/2007	
3/20/2008	
8/27/2008	
3/3/2009	
11/18/2009	
3/3/2010	
9/8/2010	
3/10/2011	
9/8/2011	
3/5/2012	
9/10/2012	
2/6/2013	
8/12/2013	
2/5/2014	
8/5/2014	
2/4/2015	
8/3/2015	
2/16/2016	
6/1/2016	<0.003
6/2/2016	
7/25/2016	<0.003
7/26/2016	
8/30/2016	
8/31/2016	
9/1/2016	
9/13/2016	
9/14/2016	<0.003
9/15/2016	
9/19/2016	
11/1/2016	<0.003
11/2/2016	
11/4/2016	
11/14/2016	
11/15/2016	
11/28/2016	
12/15/2016	
1/10/2017	
1/11/2017	<0.003
1/16/2017	
2/21/2017	
2/22/2017	
2/24/2017	
2/27/2017	
3/1/2017	<0.003
3/2/2017	
3/3/2017	
3/8/2017	
4/26/2017	<0.003
4/27/2017	
4/28/2017	
5/8/2017	

Time Series

Constituent: Antimony (mg/L) Analysis Run 4/19/2022 5:14 PM

Plant Yates Client: Southern Company Data: Plant Yates AMA-R6

	YGWA-3I (bg)
5/9/2017	
5/26/2017	
6/27/2017	
6/28/2017	<0.003
6/30/2017	
7/11/2017	
7/13/2017	
7/17/2017	
10/10/2017	
10/11/2017	
10/16/2017	
2/19/2018	
3/27/2018	
3/28/2018	<0.003
3/29/2018	
4/2/2018	
4/4/2018	
8/6/2018	
9/19/2018	
9/20/2018	
2/25/2019	
2/26/2019	
2/27/2019	<0.003
6/12/2019	
8/19/2019	
8/20/2019	
9/26/2019	
10/8/2019	
2/10/2020	
2/11/2020	<0.003
2/12/2020	
3/17/2020	
3/18/2020	
3/19/2020	<0.003
3/25/2020	
8/26/2020	
8/27/2020	
9/22/2020	
9/23/2020	<0.003
9/24/2020	
9/25/2020	
2/9/2021	
2/10/2021	<0.003
2/11/2021	
2/12/2021	
3/1/2021	
3/2/2021	
3/3/2021	<0.003
3/4/2021	
8/19/2021	
8/20/2021	
8/27/2021	<0.003

Time Series

Constituent: Antimony (mg/L) Analysis Run 4/19/2022 5:14 PM

Plant Yates Client: Southern Company Data: Plant Yates AMA-R6

	YGWA-3I (bg)
9/1/2021	
2/8/2022	
2/9/2022	<0.003
2/10/2022	
2/11/2022	

Time Series

Constituent: Antimony (mg/L) Analysis Run 4/19/2022 5:14 PM

Plant Yates Client: Southern Company Data: Plant Yates AMA-R6

	PZ-35	PZ-37	YGWC-24SA	YGWC-36A	PZ-37D	PZ-52D	PZ-51
6/8/2016			<0.003				
8/1/2016			<0.003				
9/2/2016				<0.003			
9/20/2016			0.0009 (J)				
11/8/2016			<0.003				
11/14/2016				0.0014 (J)			
1/17/2017			<0.003				
2/28/2017				0.0004 (J)			
3/8/2017			<0.003				
5/2/2017			<0.003				
5/9/2017				<0.003			
7/7/2017			<0.003				
7/13/2017				<0.003			
9/22/2017				<0.003			
9/29/2017				<0.003			
10/6/2017				<0.003			
10/12/2017		<0.003					
11/21/2017		<0.003					
1/11/2018		<0.003					
2/20/2018		<0.003					
3/30/2018			<0.003	<0.003			
4/3/2018		<0.003					
6/29/2018		<0.003					
8/6/2018		<0.003					
9/24/2018		<0.003					
3/5/2019			<0.003				
3/6/2019				0.0011 (J)			
4/4/2019			<0.003	0.0041			
9/26/2019	<0.003		<0.003	0.0065			
3/25/2020	<0.003			0.0011 (J)			
3/26/2020			<0.003				
9/23/2020			<0.003				
9/24/2020	<0.003						
9/25/2020		0.0014 (J)					
10/7/2020				<0.003			
2/9/2021		0.00035 (J)	<0.003				
2/10/2021	<0.003			0.028			
3/3/2021			<0.003				
3/4/2021	0.00039 (J)	<0.003		0.0015 (J)			
8/25/2021		<0.003					
9/1/2021	<0.003		<0.003				
9/3/2021				0.0016 (J)	<0.003		
2/10/2022	<0.003	<0.003	<0.003				<0.003
2/11/2022				0.0023 (J)	<0.003	<0.003	

Time Series

Constituent: Arsenic (mg/L) Analysis Run 4/19/2022 5:14 PM

Plant Yates Client: Southern Company Data: Plant Yates AMA-R6

	YAMW-1	YAMW-2	YAMW-3	YAMW-4	YAMW-5	YGWA-17S (bg)	YGWA-18I (bg)	YGWA-18S (bg)	YGWA-20S (bg)
6/6/2016							<0.005	<0.005	
6/7/2016						<0.005			<0.005
7/27/2016						<0.005	<0.005	<0.005	<0.005
7/28/2016									
9/16/2016						<0.005		<0.005	
9/19/2016							<0.005		<0.005
11/2/2016									<0.005
11/3/2016						<0.005	<0.005	<0.005	
1/11/2017						<0.005	<0.005	<0.005	
1/13/2017									<0.005
3/1/2017							<0.005	<0.005	
3/2/2017						<0.005			
3/6/2017									<0.005
4/26/2017							<0.005	<0.005	<0.005
5/2/2017						<0.005			
6/28/2017							<0.005	<0.005	
6/29/2017						<0.005			<0.005
3/28/2018						<0.005	<0.005	0.00061 (J)	
3/29/2018									<0.005
6/5/2018									
6/6/2018									<0.005
6/7/2018							0.00066 (J)		
6/11/2018						<0.005		<0.005	
9/25/2018						<0.005	<0.005	<0.005	<0.005
10/16/2018	<0.005								
3/5/2019						<0.005		<0.005	<0.005
3/6/2019							<0.005		
4/2/2019						<0.005			
4/3/2019							<0.005	<0.005	<0.005
9/24/2019									
9/25/2019						<0.005			<0.005
9/26/2019	<0.005						<0.005	<0.005	
2/11/2020						0.0022 (J)	0.0014 (J)	0.0026 (J)	
2/12/2020									<0.005
3/24/2020						<0.005	<0.005	<0.005	<0.005
3/25/2020	<0.005								
9/23/2020		<0.005		<0.005		<0.005	<0.005	<0.005	
9/24/2020	<0.005				0.0015 (J)				<0.005
2/9/2021	<0.005	<0.005		0.001 (J)	0.00095 (J)		<0.005	<0.005	<0.005
3/3/2021	<0.005	<0.005		0.00079 (J)		<0.005	<0.005	<0.005	<0.005
3/4/2021					<0.005				
8/25/2021				<0.005					
8/26/2021					<0.005			<0.005	
8/27/2021						<0.005	<0.005		<0.005
9/1/2021	<0.005	<0.005							
2/9/2022						0.0024 (J)	0.0022 (J)	0.0024 (J)	0.0021 (J)
2/10/2022	0.0023 (J)	<0.005	0.0038 (J)	0.0026 (J)	0.0024 (J)				

Time Series

Constituent: Arsenic (mg/L) Analysis Run 4/19/2022 5:14 PM

Plant Yates Client: Southern Company Data: Plant Yates AMA-R6

	YGWA-21I (bg)
6/6/2016	
6/7/2016	<0.005
7/27/2016	
7/28/2016	<0.005
9/16/2016	
9/19/2016	<0.005
11/2/2016	
11/3/2016	<0.005
1/11/2017	
1/13/2017	<0.005
3/1/2017	
3/2/2017	
3/6/2017	0.0017 (J)
4/26/2017	<0.005
5/2/2017	
6/28/2017	
6/29/2017	<0.005
3/28/2018	
3/29/2018	0.0015 (J)
6/5/2018	0.0013 (J)
6/6/2018	
6/7/2018	
6/11/2018	
9/25/2018	0.0022 (J)
10/16/2018	
3/5/2019	0.0013 (J)
3/6/2019	
4/2/2019	0.00096 (J)
4/3/2019	
9/24/2019	0.0026 (J)
9/25/2019	
9/26/2019	
2/11/2020	
2/12/2020	0.0025 (J)
3/24/2020	0.0013 (J)
3/25/2020	
9/23/2020	
9/24/2020	0.0014 (J)
2/9/2021	0.001 (J)
3/3/2021	
3/4/2021	0.00078 (J)
8/25/2021	
8/26/2021	
8/27/2021	
9/1/2021	<0.005
2/9/2022	0.0036 (J)
2/10/2022	

Time Series

Constituent: Arsenic (mg/L) Analysis Run 4/19/2022 5:14 PM

Plant Yates Client: Southern Company Data: Plant Yates AMA-R6

	YGWA-39 (bg)	YGWA-40 (bg)	YGWA-4I (bg)	YGWA-5D (bg)	YGWA-5I (bg)	YGWC-23S	YGWC-38	YGWC-41	YGWC-42
6/2/2016			<0.005	0.00071 (J)	<0.005				
6/7/2016						<0.005			
7/26/2016			<0.005	0.001 (J)	<0.005				
7/28/2016						<0.005			
8/30/2016									0.0023 (J)
8/31/2016									
9/14/2016			<0.005	<0.005	<0.005				
9/20/2016						<0.005			
11/2/2016			<0.005	<0.005					
11/4/2016					<0.005				
11/8/2016						<0.005			
11/16/2016									0.0017 (J)
1/12/2017				<0.005	<0.005				
1/13/2017			<0.005						
1/16/2017						<0.005			
2/24/2017									
2/27/2017									0.002 (J)
3/6/2017			<0.005						
3/7/2017				0.0012 (J)	<0.005				
3/9/2017						<0.005			
5/1/2017			<0.005	<0.005					
5/2/2017					<0.005	<0.005			
5/10/2017									0.0022 (J)
6/27/2017				0.0019 (J)	<0.005				
6/29/2017			<0.005						
7/10/2017						<0.005			
7/11/2017									0.003 (J)
10/11/2017	0.0009 (J)								
10/12/2017		<0.005					0.0023 (J)	0.0011 (J)	0.0031 (J)
11/20/2017	<0.005	<0.005					0.0008 (J)		
11/21/2017								<0.005	
1/10/2018		<0.005							
1/11/2018	<0.005							<0.005	
1/12/2018							0.001 (J)		
2/19/2018		<0.005						<0.005	
2/20/2018	<0.005						0.00096 (J)		
3/29/2018			<0.005	0.0006 (J)	<0.005				
3/30/2018						<0.005			
4/3/2018	<0.005	<0.005					0.0015 (J)	0.00072 (J)	
4/4/2018									0.0023 (J)
6/6/2018				0.0013 (J)					
6/7/2018			0.00059 (J)		<0.005				
6/12/2018						<0.005			
6/27/2018								0.00062 (J)	
6/28/2018	<0.005	<0.005					0.0017 (J)		
8/7/2018	<0.005	<0.005					0.00072 (J)	<0.005	
9/20/2018									0.0018 (J)
9/24/2018	<0.005	<0.005					0.0017 (J)	0.001 (J)	
9/26/2018			<0.005	0.0014 (J)	<0.005				
9/27/2018						<0.005			
3/4/2019			<0.005	<0.005	<0.005				
3/6/2019						<0.005			

Time Series

Constituent: Arsenic (mg/L) Analysis Run 4/19/2022 5:14 PM

Plant Yates Client: Southern Company Data: Plant Yates AMA-R6

	YGWA-39 (bg)	YGWA-40 (bg)	YGWA-4I (bg)	YGWA-5D (bg)	YGWA-5I (bg)	YGWC-23S	YGWC-38	YGWC-41	YGWC-42
4/3/2019			<0.005	<0.005	<0.005				
4/4/2019						<0.005			
8/21/2019	0.00058 (J)	<0.005							
8/22/2019							0.00055 (J)	0.00036 (J)	0.00089 (J)
9/24/2019				0.00043 (J)	<0.005				
9/25/2019			<0.005						
9/27/2019						<0.005			
10/9/2019	0.00063 (J)	<0.005					0.00057 (J)	0.00052 (J)	0.00078 (J)
2/12/2020	0.00058 (J)	0.0034 (J)	<0.005	0.0046 (J)	0.002 (J)				
3/24/2020		<0.005		0.00065 (J)	<0.005				
3/25/2020	0.0012 (J)		<0.005				0.00068 (J)	0.001 (J)	0.0013 (J)
3/26/2020						0.0012 (J)			
9/22/2020			<0.005	0.001 (J)	<0.005				
9/24/2020	<0.005	<0.005				<0.005			<0.005
9/25/2020							<0.005	<0.005	
2/8/2021				<0.005	<0.005				
2/9/2021			<0.005			<0.005	0.00098 (J)		
2/10/2021	<0.005	<0.005						<0.005	0.0016 (J)
3/2/2021				<0.005	<0.005				
3/3/2021			<0.005						
3/4/2021	<0.005	<0.005				<0.005	<0.005	<0.005	<0.005
8/25/2021						<0.005			0.0014 (J)
8/26/2021	<0.005		<0.005	0.0016 (J)	<0.005		0.0013 (J)	<0.005	
9/3/2021		<0.005							
9/27/2021									
2/8/2022	0.0034 (J)	0.003 (J)						0.0021 (J)	
2/10/2022				0.004 (J)	0.0016 (J)	0.0025 (J)	0.0017 (J)		0.0026 (J)
2/11/2022			0.0014 (J)						

Time Series

Constituent: Arsenic (mg/L) Analysis Run 4/19/2022 5:14 PM

Plant Yates Client: Southern Company Data: Plant Yates AMA-R6

	YGWC-43
6/2/2016	
6/7/2016	
7/26/2016	
7/28/2016	
8/30/2016	
8/31/2016	<0.005
9/14/2016	
9/20/2016	
11/2/2016	
11/4/2016	
11/8/2016	
11/16/2016	<0.005
1/12/2017	
1/13/2017	
1/16/2017	
2/24/2017	<0.005
2/27/2017	
3/6/2017	
3/7/2017	
3/9/2017	
5/1/2017	
5/2/2017	
5/10/2017	<0.005
6/27/2017	
6/29/2017	
7/10/2017	
7/11/2017	<0.005
10/11/2017	
10/12/2017	<0.005
11/20/2017	
11/21/2017	
1/10/2018	
1/11/2018	
1/12/2018	
2/19/2018	
2/20/2018	
3/29/2018	
3/30/2018	
4/3/2018	
4/4/2018	<0.005
6/6/2018	
6/7/2018	
6/12/2018	
6/27/2018	
6/28/2018	
8/7/2018	
9/20/2018	0.00099 (J)
9/24/2018	
9/26/2018	
9/27/2018	
3/4/2019	
3/6/2019	

Time Series

Constituent: Arsenic (mg/L) Analysis Run 4/19/2022 5:14 PM

Plant Yates Client: Southern Company Data: Plant Yates AMA-R6

	YGWC-43
4/3/2019	
4/4/2019	
8/21/2019	<0.005
8/22/2019	
9/24/2019	
9/25/2019	
9/27/2019	
10/9/2019	0.00051 (J)
2/12/2020	
3/24/2020	
3/25/2020	0.0007 (J)
3/26/2020	
9/22/2020	
9/24/2020	
9/25/2020	<0.005
2/8/2021	
2/9/2021	<0.005
2/10/2021	
3/2/2021	
3/3/2021	
3/4/2021	<0.005
8/25/2021	
8/26/2021	
9/3/2021	
9/27/2021	<0.005
2/8/2022	0.0022 (J)
2/10/2022	
2/11/2022	

Time Series

Constituent: Arsenic (mg/L) Analysis Run 4/19/2022 5:14 PM

Plant Yates Client: Southern Company Data: Plant Yates AMA-R6

	YGWC-49	YGWA-47 (bg)	GWA-2 (bg)	YGWA-14S (bg)	YGWA-1D (bg)	YGWA-1I (bg)	YGWA-2I (bg)	YGWA-30I (bg)	YGWA-3D (bg)
5/1/2007			<0.005						
9/11/2007			<0.005						
3/20/2008			<0.005						
8/27/2008			<0.005						
3/3/2009			<0.005						
11/18/2009			<0.005						
3/3/2010			<0.005						
9/8/2010			<0.005						
3/10/2011			<0.005						
9/8/2011			<0.005						
3/5/2012			<0.005						
9/10/2012			<0.005						
2/6/2013			<0.005						
8/12/2013			<0.005						
2/5/2014			<0.005						
8/5/2014			<0.005						
2/4/2015			<0.005						
8/3/2015			<0.005						
2/16/2016			<0.005						
6/1/2016					0.0021	<0.005			
6/2/2016				<0.005				<0.005	<0.005
7/25/2016						<0.005		<0.005	
7/26/2016				<0.005	0.0016 (J)				<0.005
8/30/2016		<0.005							
8/31/2016			<0.005						
9/1/2016	<0.005								
9/13/2016					<0.005	<0.005			
9/14/2016							<0.005		
9/15/2016				<0.005					<0.005
9/19/2016								<0.005	
11/1/2016					<0.005			<0.005	<0.005
11/2/2016				<0.005					
11/4/2016						<0.005	0.0017 (J)		
11/14/2016		<0.005							
11/15/2016	<0.005								
11/28/2016			<0.005						
12/15/2016							0.0023 (J)		
1/10/2017				<0.005					
1/11/2017					0.0017 (J)				<0.005
1/16/2017						<0.005	0.0018 (J)	<0.005	
2/21/2017								<0.005	
2/22/2017			<0.005						
2/24/2017		<0.005							
2/27/2017	<0.005								
3/1/2017									
3/2/2017					0.0014 (J)	<0.005			<0.005
3/3/2017							0.0016 (J)		
3/8/2017				<0.005					
4/26/2017				<0.005				<0.005	<0.005
4/27/2017					0.0018 (J)	<0.005			
4/28/2017							0.002 (J)		
5/8/2017		<0.005	<0.005						

Time Series

Constituent: Arsenic (mg/L) Analysis Run 4/19/2022 5:14 PM

Plant Yates Client: Southern Company Data: Plant Yates AMA-R6

	YGWC-49	YGWA-47 (bg)	GWA-2 (bg)	YGWA-14S (bg)	YGWA-1D (bg)	YGWA-1I (bg)	YGWA-2I (bg)	YGWA-30I (bg)	YGWA-3D (bg)
5/9/2017	<0.005								
5/26/2017							0.0005 (J)		
6/27/2017					0.0018 (J)	<0.005			
6/28/2017							0.0016 (J)		0.0007 (J)
6/30/2017				<0.005				<0.005	
7/11/2017		<0.005							
7/13/2017	<0.005								
7/17/2017			<0.005						
10/10/2017		0.0007 (J)							
10/11/2017	0.0006 (J)								
10/16/2017			<0.005						
2/19/2018			<0.005						
3/27/2018				<0.005		<0.005		<0.005	
3/28/2018							0.0013 (J)		<0.005
3/29/2018					0.0017 (J)				
4/2/2018		<0.005							
4/4/2018	<0.005								
6/5/2018					0.0013 (J)				
6/6/2018						<0.005			
6/7/2018							0.00082 (J)		<0.005
6/8/2018				<0.005					
6/11/2018								<0.005	
8/6/2018			<0.005						
9/19/2018		0.00072 (J)							
9/20/2018	0.001 (J)								
10/1/2018				<0.005	0.0016 (J)	<0.005	0.0011 (J)		<0.005
10/2/2018								<0.005	
2/25/2019			<0.005						
2/26/2019				<0.005				<0.005	
2/27/2019					0.0015 (J)	<0.005	0.001 (J)		<0.005
3/28/2019					0.00072 (J)	<0.005			
3/29/2019				<0.005			0.00063 (J)		
4/1/2019								<0.005	<0.005
6/12/2019			0.00038 (J)						
8/19/2019			0.00095 (J)						
8/20/2019		<0.005							
9/24/2019					0.0014 (J)	<0.005	<0.005		
9/25/2019				<0.005				<0.005	<0.005
9/26/2019	<0.005								
10/8/2019		<0.005	<0.005						
2/10/2020					0.0026 (J)	0.0005 (J)			
2/11/2020							0.0044 (J)		
2/12/2020				<0.005				0.0032 (J)	0.0038 (J)
3/17/2020		<0.005	<0.005						
3/18/2020				<0.005		<0.005			
3/19/2020					0.00095 (J)		0.00066 (J)	<0.005	<0.005
3/25/2020	0.00086 (J)								
8/26/2020			<0.005						
8/27/2020		<0.005							
9/22/2020		<0.005	<0.005						
9/23/2020					0.0011 (J)	<0.005	0.001 (J)		<0.005
9/24/2020	<0.005							<0.005	

Time Series

Constituent: Arsenic (mg/L) Analysis Run 4/19/2022 5:14 PM

Plant Yates Client: Southern Company Data: Plant Yates AMA-R6

	YGWC-49	YGWA-47 (bg)	GWA-2 (bg)	YGWA-14S (bg)	YGWA-1D (bg)	YGWA-1I (bg)	YGWA-2I (bg)	YGWA-30I (bg)	YGWA-3D (bg)
9/25/2020				<0.005					
2/9/2021	<0.005								
2/10/2021				<0.005			<0.005		0.00094 (J)
2/11/2021								<0.005	
2/12/2021					<0.005	<0.005			
3/1/2021		<0.005						<0.005	
3/2/2021			<0.005	<0.005					
3/3/2021					<0.005	<0.005	0.00098 (J)		<0.005
3/4/2021	<0.005								
8/19/2021		<0.005		<0.005	<0.005	<0.005		<0.005	<0.005
8/20/2021			<0.005						
8/27/2021							<0.005		
9/1/2021	<0.005								
2/8/2022	<0.005	0.0027 (J)	0.0033 (J)						
2/9/2022					0.0031 (J)	0.0033 (J)	0.0037 (J)		0.002 (J)
2/10/2022				0.0016 (J)					
2/11/2022								0.0014 (J)	

Time Series

Constituent: Arsenic (mg/L) Analysis Run 4/19/2022 5:14 PM

Plant Yates Client: Southern Company Data: Plant Yates AMA-R6

	YGWA-3I (bg)
5/1/2007	
9/11/2007	
3/20/2008	
8/27/2008	
3/3/2009	
11/18/2009	
3/3/2010	
9/8/2010	
3/10/2011	
9/8/2011	
3/5/2012	
9/10/2012	
2/6/2013	
8/12/2013	
2/5/2014	
8/5/2014	
2/4/2015	
8/3/2015	
2/16/2016	
6/1/2016	<0.005
6/2/2016	
7/25/2016	<0.005
7/26/2016	
8/30/2016	
8/31/2016	
9/1/2016	
9/13/2016	
9/14/2016	<0.005
9/15/2016	
9/19/2016	
11/1/2016	<0.005
11/2/2016	
11/4/2016	
11/14/2016	
11/15/2016	
11/28/2016	
12/15/2016	
1/10/2017	
1/11/2017	<0.005
1/16/2017	
2/21/2017	
2/22/2017	
2/24/2017	
2/27/2017	
3/1/2017	0.0004 (J)
3/2/2017	
3/3/2017	
3/8/2017	
4/26/2017	<0.005
4/27/2017	
4/28/2017	
5/8/2017	

Time Series

Constituent: Arsenic (mg/L) Analysis Run 4/19/2022 5:14 PM

Plant Yates Client: Southern Company Data: Plant Yates AMA-R6

	YGWA-3I (bg)
5/9/2017	
5/26/2017	
6/27/2017	
6/28/2017	0.0011 (J)
6/30/2017	
7/11/2017	
7/13/2017	
7/17/2017	
10/10/2017	
10/11/2017	
10/16/2017	
2/19/2018	
3/27/2018	
3/28/2018	<0.005
3/29/2018	
4/2/2018	
4/4/2018	
6/5/2018	
6/6/2018	
6/7/2018	
6/8/2018	<0.005
6/11/2018	
8/6/2018	
9/19/2018	
9/20/2018	
10/1/2018	<0.005
10/2/2018	
2/25/2019	
2/26/2019	
2/27/2019	<0.005
3/28/2019	
3/29/2019	
4/1/2019	<0.005
6/12/2019	
8/19/2019	
8/20/2019	
9/24/2019	
9/25/2019	<0.005
9/26/2019	
10/8/2019	
2/10/2020	
2/11/2020	0.0041 (J)
2/12/2020	
3/17/2020	
3/18/2020	
3/19/2020	<0.005
3/25/2020	
8/26/2020	
8/27/2020	
9/22/2020	
9/23/2020	<0.005
9/24/2020	

Time Series

Constituent: Arsenic (mg/L) Analysis Run 4/19/2022 5:14 PM

Plant Yates Client: Southern Company Data: Plant Yates AMA-R6

	YGWA-3I (bg)
9/25/2020	
2/9/2021	
2/10/2021	0.00078 (J)
2/11/2021	
2/12/2021	
3/1/2021	
3/2/2021	
3/3/2021	<0.005
3/4/2021	
8/19/2021	
8/20/2021	
8/27/2021	<0.005
9/1/2021	
2/8/2022	
2/9/2022	0.0018 (J)
2/10/2022	
2/11/2022	

Time Series

Constituent: Arsenic (mg/L) Analysis Run 4/19/2022 5:14 PM

Plant Yates Client: Southern Company Data: Plant Yates AMA-R6

	PZ-35	PZ-37	YGWC-24SA	YGWC-36A	PZ-37D	PZ-52D	PZ-51
6/8/2016			<0.005				
8/1/2016			<0.005				
9/2/2016				<0.005			
9/20/2016			<0.005				
11/8/2016			<0.005				
11/14/2016				<0.005			
1/17/2017			<0.005				
2/28/2017				0.0006 (J)			
3/8/2017			<0.005				
5/2/2017			<0.005				
5/9/2017				0.0006 (J)			
7/7/2017			<0.005				
7/13/2017				<0.005			
9/22/2017				<0.005			
9/29/2017				<0.005			
10/6/2017				<0.005			
10/12/2017		0.0014 (J)					
11/21/2017		0.0008 (J)					
1/11/2018		0.0006 (J)					
2/20/2018		<0.005					
3/30/2018			<0.005	<0.005			
4/3/2018		0.0012 (J)					
6/12/2018			<0.005				
6/13/2018				0.00066 (J)			
6/29/2018		0.0011 (J)					
8/6/2018		<0.005					
9/24/2018		0.00094 (J)					
9/26/2018			<0.005	<0.005			
10/16/2018	0.00069 (J)						
3/5/2019			<0.005				
3/6/2019				<0.005			
4/4/2019			<0.005	<0.005			
9/26/2019	<0.005		<0.005	<0.005			
3/25/2020	<0.005			<0.005			
3/26/2020			0.0015 (J)				
9/23/2020			<0.005				
9/24/2020	<0.005						
9/25/2020		<0.005					
10/7/2020				<0.005			
2/9/2021		0.0015 (J)	<0.005				
2/10/2021	0.00096 (J)			0.00088 (J)			
3/3/2021			<0.005				
3/4/2021	<0.005	<0.005		<0.005			
8/25/2021		0.0014 (J)					
9/1/2021	<0.005		<0.005				
9/3/2021				<0.005	<0.005		
2/10/2022	0.0018 (J)	0.0017 (J)	0.0024 (J)				0.0013 (J)
2/11/2022				0.0014 (J)	<0.005	0.0014 (J)	

Time Series

Constituent: Barium (mg/L) Analysis Run 4/19/2022 5:14 PM

Plant Yates Client: Southern Company Data: Plant Yates AMA-R6

	YAMW-1	YAMW-2	YAMW-3	YAMW-4	YAMW-5	YGWA-17S (bg)	YGWA-18I (bg)	YGWA-18S (bg)	YGWA-20S (bg)
6/6/2016							0.028	0.019	
6/7/2016						0.012			0.014
7/27/2016						0.0126	0.0294	0.0167	0.0141
7/28/2016									
9/16/2016						0.0127		0.0168	
9/19/2016							0.0247		0.0155
11/2/2016									0.0157
11/3/2016						0.0128	0.0248	0.0159	
1/11/2017						0.0142	0.0266	0.0162	
1/13/2017									0.0158
3/1/2017							0.0275	0.0195	
3/2/2017						0.0155			
3/6/2017									0.0163
4/26/2017							0.024	0.0182	0.0177
5/2/2017						0.0138			
6/28/2017							0.0237	0.018	
6/29/2017						0.0128			0.017
3/28/2018						0.014	0.024	0.021	
3/29/2018									0.014
6/5/2018									
6/6/2018									0.015
6/7/2018							0.023		
6/11/2018						0.013		0.019	
9/25/2018						0.014	0.023	0.019	0.015
10/16/2018	0.048								
3/5/2019						0.015		0.02	0.016
3/6/2019							0.024		
4/2/2019						0.016			
4/3/2019							0.025	0.017	0.018
9/24/2019									
9/25/2019						0.015			0.014
9/26/2019	0.047						0.021	0.017	
2/11/2020						0.015	0.022	0.019	
2/12/2020									0.014
3/24/2020						0.015	0.021	0.017	0.015
3/25/2020	0.04								
9/23/2020		0.0092 (J)		0.0063 (J)		0.015	0.021	0.016	
9/24/2020	0.028				0.057				0.015
2/9/2021	0.039	0.0085 (J)		0.02	0.042		0.023	0.017	0.015
3/3/2021	0.035	0.0082		0.021		0.017	0.023	0.017	0.015
3/4/2021					0.039				
8/25/2021				0.0037 (J)					
8/26/2021					0.036			0.015	
8/27/2021						0.016	0.02		0.013
9/1/2021	0.075	0.0072							
2/9/2022						0.017	0.021	0.014	0.014
2/10/2022	0.084	0.0074	0.038	0.0033 (J)	0.034				

Time Series

Constituent: Barium (mg/L) Analysis Run 4/19/2022 5:14 PM

Plant Yates Client: Southern Company Data: Plant Yates AMA-R6

	YGWA-21I (bg)
6/6/2016	
6/7/2016	0.0058
7/27/2016	
7/28/2016	0.0068 (J)
9/16/2016	
9/19/2016	0.0071 (J)
11/2/2016	
11/3/2016	0.0092 (J)
1/11/2017	
1/13/2017	0.0105
3/1/2017	
3/2/2017	
3/6/2017	0.0105
4/26/2017	0.011
5/2/2017	
6/28/2017	
6/29/2017	0.0109
3/28/2018	
3/29/2018	<0.01
6/5/2018	0.011
6/6/2018	
6/7/2018	
6/11/2018	
9/25/2018	0.011
10/16/2018	
3/5/2019	0.011
3/6/2019	
4/2/2019	0.011
4/3/2019	
9/24/2019	0.011
9/25/2019	
9/26/2019	
2/11/2020	
2/12/2020	0.011
3/24/2020	0.011
3/25/2020	
9/23/2020	
9/24/2020	0.01
2/9/2021	0.011
3/3/2021	
3/4/2021	0.011
8/25/2021	
8/26/2021	
8/27/2021	
9/1/2021	0.0099
2/9/2022	0.011
2/10/2022	

Time Series

Constituent: Barium (mg/L) Analysis Run 4/19/2022 5:14 PM

Plant Yates Client: Southern Company Data: Plant Yates AMA-R6

	YGWA-39 (bg)	YGWA-40 (bg)	YGWA-4I (bg)	YGWA-5D (bg)	YGWA-5I (bg)	YGWC-23S	YGWC-38	YGWC-41	YGWC-42
6/2/2016			0.013	0.0084	0.019				
6/7/2016						0.045			
7/26/2016			0.0158	0.01	0.0179				
7/28/2016						0.0511			
8/30/2016									0.0455
8/31/2016									
9/14/2016			0.0143	0.0085 (J)	0.0181				
9/20/2016						0.0561			
11/2/2016			0.0148	0.0091 (J)					
11/4/2016					0.0165				
11/8/2016						0.054			
11/16/2016									0.0541
1/12/2017				0.0089 (J)	0.0199				
1/13/2017			0.0146						
1/16/2017						0.0528			
2/24/2017									
2/27/2017									0.0573
3/6/2017			0.0141						
3/7/2017				0.009 (J)	0.0196				
3/9/2017						0.0469			
5/1/2017			0.0149	0.0083 (J)					
5/2/2017					0.0202	0.0427			
5/10/2017									0.0517
6/27/2017				0.0074 (J)	0.0184				
6/29/2017			0.0154						
7/10/2017						0.0395			
7/11/2017									0.0451
10/11/2017	0.0092 (J)								
10/12/2017		0.0328					0.0269	0.0394	0.0429
11/20/2017	0.0081 (J)	0.0671					0.0255		
11/21/2017								0.032	
1/10/2018		0.0656							
1/11/2018	0.0077 (J)							0.03	
1/12/2018							0.0236		
2/19/2018		0.0598						0.0308	
2/20/2018	<0.01						0.0255		
3/29/2018			0.014	<0.01	0.021				
3/30/2018						0.03			
4/3/2018	<0.01	0.045					0.023	0.03	
4/4/2018									0.041
6/6/2018				0.008 (J)					
6/7/2018			0.014		0.019				
6/12/2018						0.024			
6/27/2018								0.028	
6/28/2018	0.0078 (J)	0.047					0.024		
8/7/2018	0.0078 (J)	0.048					0.023	0.027	
9/20/2018									0.038
9/24/2018	0.0071 (J)	0.042					0.021	0.026	
9/26/2018			0.02	0.0075 (J)	0.019				
9/27/2018						0.022			
3/4/2019			0.016	0.0077 (J)	0.019				
3/6/2019						0.019			

Time Series

Constituent: Barium (mg/L) Analysis Run 4/19/2022 5:14 PM

Plant Yates Client: Southern Company Data: Plant Yates AMA-R6

	YGWA-39 (bg)	YGWA-40 (bg)	YGWA-4I (bg)	YGWA-5D (bg)	YGWA-5I (bg)	YGWC-23S	YGWC-38	YGWC-41	YGWC-42
4/3/2019			0.017	0.0087 (J)	0.023				
4/4/2019						0.019			
8/21/2019	0.015	0.035							
8/22/2019							0.019	0.021	0.031
9/24/2019				0.0075 (J)	0.019				
9/25/2019			0.015						
9/27/2019						0.018			
10/9/2019	0.013	0.036					0.019	0.021	0.027
2/12/2020	0.011	0.035	0.012	0.0079 (J)	0.021				
3/24/2020		0.033		0.0076 (J)	0.021				
3/25/2020	0.014		0.016				0.018	0.021	0.03
3/26/2020						0.027			
9/22/2020			0.013	0.0076 (J)	0.019				
9/24/2020	0.016	0.028				0.035			0.026
9/25/2020							0.015	0.016	
2/8/2021				0.0079 (J)	0.02				
2/9/2021			0.013			0.042	0.016		
2/10/2021	0.027	0.032						0.017	0.031
3/2/2021				0.014	0.019				
3/3/2021			0.014						
3/4/2021	0.028	0.032				0.043	0.016	0.017	0.03
8/25/2021						0.049			0.027
8/26/2021	0.038		0.012	0.0092	0.019		0.016	0.018	
9/3/2021		0.035							
9/27/2021									
2/8/2022	0.041	0.039						0.021	
2/10/2022				0.0084	0.02	0.058	0.016		0.026
2/11/2022			0.013						

Time Series

Constituent: Barium (mg/L) Analysis Run 4/19/2022 5:14 PM

Plant Yates Client: Southern Company Data: Plant Yates AMA-R6

	YGWC-43
6/2/2016	
6/7/2016	
7/26/2016	
7/28/2016	
8/30/2016	
8/31/2016	0.0065 (J)
9/14/2016	
9/20/2016	
11/2/2016	
11/4/2016	
11/8/2016	
11/16/2016	0.0092 (J)
1/12/2017	
1/13/2017	
1/16/2017	
2/24/2017	0.0144
2/27/2017	
3/6/2017	
3/7/2017	
3/9/2017	
5/1/2017	
5/2/2017	
5/10/2017	0.0173
6/27/2017	
6/29/2017	
7/10/2017	
7/11/2017	0.0183
10/11/2017	
10/12/2017	0.0205
11/20/2017	
11/21/2017	
1/10/2018	
1/11/2018	
1/12/2018	
2/19/2018	
2/20/2018	
3/29/2018	
3/30/2018	
4/3/2018	
4/4/2018	0.024
6/6/2018	
6/7/2018	
6/12/2018	
6/27/2018	
6/28/2018	
8/7/2018	
9/20/2018	0.035
9/24/2018	
9/26/2018	
9/27/2018	
3/4/2019	
3/6/2019	

Time Series

Constituent: Barium (mg/L) Analysis Run 4/19/2022 5:14 PM

Plant Yates Client: Southern Company Data: Plant Yates AMA-R6

	YGWC-43
4/3/2019	
4/4/2019	
8/21/2019	0.03
8/22/2019	
9/24/2019	
9/25/2019	
9/27/2019	
10/9/2019	0.04
2/12/2020	
3/24/2020	
3/25/2020	0.033
3/26/2020	
9/22/2020	
9/24/2020	
9/25/2020	0.046
2/8/2021	
2/9/2021	0.041
2/10/2021	
3/2/2021	
3/3/2021	
3/4/2021	0.039
8/25/2021	
8/26/2021	
9/3/2021	
9/27/2021	0.0097
2/8/2022	0.029
2/10/2022	
2/11/2022	

Time Series

Constituent: Barium (mg/L) Analysis Run 4/19/2022 5:14 PM

Plant Yates Client: Southern Company Data: Plant Yates AMA-R6

	YGWC-49	YGWA-47 (bg)	GWA-2 (bg)	YGWA-14S (bg)	YGWA-1D (bg)	YGWA-1I (bg)	YGWA-2I (bg)	YGWA-30I (bg)	YGWA-3D (bg)
5/1/2007			0.032						
9/11/2007			0.017						
3/20/2008			0.025						
8/27/2008			0.041						
3/3/2009			0.053						
11/18/2009			0.05						
3/3/2010			0.061						
9/8/2010			0.071						
3/10/2011			0.057						
9/8/2011			0.057						
3/5/2012			0.061						
9/10/2012			0.055						
2/6/2013			0.061						
8/12/2013			0.055						
2/5/2014			0.063						
8/5/2014			0.038						
2/4/2015			0.039						
8/3/2015			0.031						
2/16/2016			0.045						
6/1/2016					0.008	0.012			
6/2/2016				0.0081				0.0064	0.01
7/25/2016						0.0091 (J)		0.0071 (J)	
7/26/2016				0.0082 (J)	0.006 (J)				0.0088 (J)
8/30/2016		0.0413							
8/31/2016			0.0542						
9/1/2016	0.077								
9/13/2016					0.0084 (J)	0.008 (J)			
9/14/2016							0.0037 (J)		
9/15/2016				0.0087 (J)					0.009 (J)
9/19/2016								0.0069 (J)	
11/1/2016					0.0062 (J)			0.007 (J)	0.0079 (J)
11/2/2016				0.0082 (J)					
11/4/2016						0.0067 (J)	0.0059 (J)		
11/14/2016		0.0383							
11/15/2016	0.0772								
11/28/2016			0.0529						
12/15/2016							0.0056 (J)		
1/10/2017				0.0086 (J)					
1/11/2017					0.0069 (J)				0.0075 (J)
1/16/2017						0.0096 (J)	0.0049 (J)	0.0071 (J)	
2/21/2017								0.0077 (J)	
2/22/2017			0.0607						
2/24/2017		0.0351							
2/27/2017	0.0888								
3/1/2017									
3/2/2017					0.0071 (J)	0.0112			0.009 (J)
3/3/2017							0.0046 (J)		
3/8/2017				0.0088 (J)					
4/26/2017				0.0085 (J)				0.0074 (J)	0.0078 (J)
4/27/2017					0.0064 (J)	0.0106			
4/28/2017							0.0039 (J)		
5/8/2017		0.0251	0.065						

Time Series

Constituent: Barium (mg/L) Analysis Run 4/19/2022 5:14 PM

Plant Yates Client: Southern Company Data: Plant Yates AMA-R6

	YGWC-49	YGWA-47 (bg)	GWA-2 (bg)	YGWA-14S (bg)	YGWA-1D (bg)	YGWA-1I (bg)	YGWA-2I (bg)	YGWA-30I (bg)	YGWA-3D (bg)
5/9/2017	0.0792								
5/26/2017							0.0034 (J)		
6/27/2017					0.0054 (J)	0.0092 (J)			
6/28/2017							0.003 (J)		0.0071 (J)
6/30/2017				0.0081 (J)				0.0076 (J)	
7/11/2017		0.0233							
7/13/2017	0.0839								
7/17/2017			0.06						
10/10/2017		0.0207							
10/11/2017	0.078								
10/16/2017			0.0542						
2/19/2018			0.0533						
3/27/2018				<0.01		<0.01		<0.01	
3/28/2018							<0.01		<0.01
3/29/2018					<0.01				
4/2/2018		0.022							
4/4/2018	0.074								
6/5/2018					0.0069 (J)				
6/6/2018						0.0082 (J)			
6/7/2018							0.0037 (J)		0.0068 (J)
6/8/2018				0.007 (J)					
6/11/2018								0.007 (J)	
8/6/2018			0.044						
9/19/2018		0.023							
9/20/2018	0.074								
10/1/2018				0.007 (J)	0.0062 (J)	0.0084 (J)	0.0038 (J)		0.0065 (J)
10/2/2018								0.0069 (J)	
2/25/2019			0.045						
2/26/2019				0.0067 (J)				0.007 (J)	
2/27/2019					0.0074 (J)	0.008 (J)	0.0035 (J)		0.0059 (J)
3/28/2019					0.0082 (J)	0.0082 (J)			
3/29/2019				0.0066 (J)			0.0039 (J)		
4/1/2019								0.0072 (J)	0.0064 (J)
6/12/2019			0.063						
8/19/2019			0.065						
8/20/2019		0.024							
9/24/2019					0.0072 (J)	0.0086 (J)	0.0038 (J)		
9/25/2019				0.0071 (J)				0.0066 (J)	0.0059 (J)
9/26/2019	0.065								
10/8/2019		0.025	0.058						
2/10/2020					0.0066 (J)	0.0091 (J)			
2/11/2020							0.0036 (J)		
2/12/2020				0.007 (J)				0.0073 (J)	0.0062 (J)
3/17/2020		0.035	0.047						
3/18/2020				0.0076 (J)		0.0084 (J)			
3/19/2020					0.0076 (J)		0.0036 (J)	0.0074 (J)	0.0072 (J)
3/25/2020	0.071								
8/26/2020			0.044						
8/27/2020		0.027							
9/22/2020		0.026	0.045						
9/23/2020					0.0068 (J)	0.0079 (J)	0.0039 (J)		0.0051 (J)
9/24/2020	0.066							0.0062 (J)	

Time Series

Constituent: Barium (mg/L) Analysis Run 4/19/2022 5:14 PM

Plant Yates Client: Southern Company Data: Plant Yates AMA-R6

	YGWC-49	YGWA-47 (bg)	GWA-2 (bg)	YGWA-14S (bg)	YGWA-1D (bg)	YGWA-1I (bg)	YGWA-2I (bg)	YGWA-30I (bg)	YGWA-3D (bg)
9/25/2020				0.0073 (J)					
2/9/2021	0.071								
2/10/2021				0.0078 (J)			0.0032 (J)		0.0059 (J)
2/11/2021								0.0077 (J)	
2/12/2021					0.0057 (J)	0.009 (J)			
3/1/2021		0.029						0.007	
3/2/2021			0.039	0.0076					
3/3/2021					0.0068	0.0094	0.0041 (J)		0.0064
3/4/2021	0.069								
8/19/2021		0.029		0.0077	0.0065	0.0079		0.0071	0.0052
8/20/2021			0.036						
8/27/2021							0.003 (J)		
9/1/2021	0.066								
2/8/2022	0.07	0.03	0.037						
2/9/2022					0.0067	0.0088	0.0029 (J)		0.0051
2/10/2022				0.0088					
2/11/2022								0.0077	

Time Series

Constituent: Barium (mg/L) Analysis Run 4/19/2022 5:14 PM

Plant Yates Client: Southern Company Data: Plant Yates AMA-R6

	YGWA-3I (bg)
5/1/2007	
9/11/2007	
3/20/2008	
8/27/2008	
3/3/2009	
11/18/2009	
3/3/2010	
9/8/2010	
3/10/2011	
9/8/2011	
3/5/2012	
9/10/2012	
2/6/2013	
8/12/2013	
2/5/2014	
8/5/2014	
2/4/2015	
8/3/2015	
2/16/2016	
6/1/2016	0.0038
6/2/2016	
7/25/2016	0.0031 (J)
7/26/2016	
8/30/2016	
8/31/2016	
9/1/2016	
9/13/2016	
9/14/2016	0.0027 (J)
9/15/2016	
9/19/2016	
11/1/2016	0.0027 (J)
11/2/2016	
11/4/2016	
11/14/2016	
11/15/2016	
11/28/2016	
12/15/2016	
1/10/2017	
1/11/2017	0.0036 (J)
1/16/2017	
2/21/2017	
2/22/2017	
2/24/2017	
2/27/2017	
3/1/2017	0.0036 (J)
3/2/2017	
3/3/2017	
3/8/2017	
4/26/2017	0.0038 (J)
4/27/2017	
4/28/2017	
5/8/2017	

Time Series

Constituent: Barium (mg/L) Analysis Run 4/19/2022 5:14 PM

Plant Yates Client: Southern Company Data: Plant Yates AMA-R6

	YGWA-3I (bg)
5/9/2017	
5/26/2017	
6/27/2017	
6/28/2017	0.004 (J)
6/30/2017	
7/11/2017	
7/13/2017	
7/17/2017	
10/10/2017	
10/11/2017	
10/16/2017	
2/19/2018	
3/27/2018	
3/28/2018	<0.01
3/29/2018	
4/2/2018	
4/4/2018	
6/5/2018	
6/6/2018	
6/7/2018	
6/8/2018	0.0034 (J)
6/11/2018	
8/6/2018	
9/19/2018	
9/20/2018	
10/1/2018	0.0034 (J)
10/2/2018	
2/25/2019	
2/26/2019	
2/27/2019	0.0034 (J)
3/28/2019	
3/29/2019	
4/1/2019	0.003 (J)
6/12/2019	
8/19/2019	
8/20/2019	
9/24/2019	
9/25/2019	0.005 (J)
9/26/2019	
10/8/2019	
2/10/2020	
2/11/2020	0.0031 (J)
2/12/2020	
3/17/2020	
3/18/2020	
3/19/2020	0.0029 (J)
3/25/2020	
8/26/2020	
8/27/2020	
9/22/2020	
9/23/2020	0.0039 (J)
9/24/2020	

Time Series

Constituent: Barium (mg/L) Analysis Run 4/19/2022 5:14 PM

Plant Yates Client: Southern Company Data: Plant Yates AMA-R6

	YGWA-3I (bg)
9/25/2020	
2/9/2021	
2/10/2021	0.0029 (J)
2/11/2021	
2/12/2021	
3/1/2021	
3/2/2021	
3/3/2021	0.0031 (J)
3/4/2021	
8/19/2021	
8/20/2021	
8/27/2021	0.0039 (J)
9/1/2021	
2/8/2022	
2/9/2022	0.0031 (J)
2/10/2022	
2/11/2022	

Time Series

Constituent: Barium (mg/L) Analysis Run 4/19/2022 5:14 PM

Plant Yates Client: Southern Company Data: Plant Yates AMA-R6

	PZ-35	PZ-37	YGWC-24SA	YGWC-36A	PZ-37D	PZ-52D	PZ-51
6/8/2016			0.02				
8/1/2016			0.02				
9/2/2016				0.0409			
9/20/2016			0.0203				
11/8/2016			0.0191				
11/14/2016				0.0182			
1/17/2017			0.0192				
2/28/2017				0.023			
3/8/2017			0.0189				
5/2/2017			0.019				
5/9/2017				0.0349			
7/7/2017			0.019				
7/13/2017				0.0484			
9/22/2017				0.0491			
9/29/2017				0.0452			
10/6/2017				0.0508			
10/12/2017		0.064					
11/21/2017		0.0579					
1/11/2018		0.0549					
2/20/2018		0.0593					
3/30/2018			0.02	0.043			
4/3/2018		0.051					
6/12/2018			0.018				
6/13/2018				0.046			
6/29/2018		0.054					
8/6/2018		0.048					
9/24/2018		0.047					
9/26/2018			0.019	0.048			
10/16/2018	0.063						
3/5/2019			0.019				
3/6/2019				0.041			
4/4/2019			0.02	0.042			
9/26/2019	0.039		0.017	0.025			
3/25/2020	0.039			0.025			
3/26/2020			0.019				
9/23/2020			0.026				
9/24/2020	0.034						
9/25/2020		0.034					
10/7/2020				0.04			
2/9/2021		0.036	0.031				
2/10/2021	0.032			0.035			
3/3/2021			0.025				
3/4/2021	0.033	0.036		0.028			
8/25/2021		0.035					
9/1/2021	0.067		0.025				
9/3/2021				0.038	0.015		
2/10/2022	0.074	0.029	0.026				0.017
2/11/2022				0.044	0.013	0.032	

Time Series

Constituent: Beryllium (mg/L) Analysis Run 4/19/2022 5:14 PM

Plant Yates Client: Southern Company Data: Plant Yates AMA-R6

	YAMW-1	YAMW-2	YAMW-3	YAMW-4	YAMW-5	YGWA-17S (bg)	YGWA-18I (bg)	YGWA-18S (bg)	YGWA-20S (bg)
6/6/2016							<0.0005	<0.0005	
6/7/2016						<0.0005			<0.0005
7/27/2016						<0.0005	<0.0005	<0.0005	<0.0005
7/28/2016									
9/16/2016						<0.0005		<0.0005	
9/19/2016							<0.0005		<0.0005
11/2/2016									<0.0005
11/3/2016						<0.0005	<0.0005	<0.0005	
1/11/2017						<0.0005	<0.0005	<0.0005	
1/13/2017									<0.0005
3/1/2017							<0.0005	<0.0005	
3/2/2017						8E-05 (J)			
3/6/2017									<0.0005
4/26/2017							<0.0005	<0.0005	<0.0005
5/2/2017						<0.0005			
6/28/2017							<0.0005	<0.0005	
6/29/2017						<0.0005			<0.0005
3/28/2018						<0.0005	<0.0005	<0.0005	
3/29/2018									<0.0005
6/5/2018									
6/6/2018									8E-05 (J)
6/7/2018							<0.0005		
6/11/2018						9E-05 (J)		5.7E-05 (J)	
9/25/2018						8.9E-05 (J)	<0.0005	8.2E-05 (J)	6.1E-05 (J)
10/16/2018	<0.0005								
3/5/2019						9.1E-05 (J)		7.9E-05 (J)	0.00011 (J)
3/6/2019							<0.0005		
4/2/2019						9E-05 (J)			
4/3/2019							<0.0005	7.5E-05 (J)	6.4E-05 (J)
9/24/2019									
9/25/2019						8.1E-05 (J)			<0.0005
9/26/2019	<0.0005						<0.0005	8.4E-05 (J)	
1/15/2020					0.00017 (J)				
2/11/2020						7.8E-05 (J)	<0.0005	7.6E-05 (J)	
2/12/2020									7.8E-05 (J)
3/24/2020						8E-05 (J)	<0.0005	8.9E-05 (J)	7.6E-05 (J)
3/25/2020	0.00037 (J)								
9/23/2020		<0.0005		<0.0005		8.1E-05 (J)	<0.0005	8.8E-05 (J)	
9/24/2020	5.8E-05 (J)				8.6E-05 (J)				8.3E-05 (J)
2/9/2021	<0.0005	5.1E-05 (J)		<0.0005	0.00015 (J)		<0.0005	9.8E-05 (J)	6.8E-05 (J)
3/3/2021	<0.0005	<0.0005		<0.0005		9.9E-05 (J)	<0.0005	0.00011 (J)	6.8E-05 (J)
3/4/2021					0.00013 (J)				
8/25/2021				<0.0005					
8/26/2021					0.00012 (J)			9.3E-05 (J)	
8/27/2021						0.0001 (J)	<0.0005		5.9E-05 (J)
9/1/2021	9.5E-05 (J)	6.5E-05 (J)							
2/9/2022						0.00011 (J)	<0.0005	8.9E-05 (J)	7.7E-05 (J)
2/10/2022	0.00016 (J)	7.4E-05 (J)	7.8E-05 (J)	<0.0005	0.00013 (J)				

Time Series

Constituent: Beryllium (mg/L) Analysis Run 4/19/2022 5:14 PM

Plant Yates Client: Southern Company Data: Plant Yates AMA-R6

	YGWA-21I (bg)
6/6/2016	
6/7/2016	<0.0005
7/27/2016	
7/28/2016	<0.0005
9/16/2016	
9/19/2016	<0.0005
11/2/2016	
11/3/2016	<0.0005
1/11/2017	
1/13/2017	<0.0005
3/1/2017	
3/2/2017	
3/6/2017	<0.0005
4/26/2017	<0.0005
5/2/2017	
6/28/2017	
6/29/2017	<0.0005
3/28/2018	
3/29/2018	<0.0005
6/5/2018	<0.0005
6/6/2018	
6/7/2018	
6/11/2018	
9/25/2018	<0.0005
10/16/2018	
3/5/2019	<0.0005
3/6/2019	
4/2/2019	<0.0005
4/3/2019	
9/24/2019	<0.0005
9/25/2019	
9/26/2019	
1/15/2020	
2/11/2020	
2/12/2020	<0.0005
3/24/2020	<0.0005
3/25/2020	
9/23/2020	
9/24/2020	<0.0005
2/9/2021	<0.0005
3/3/2021	
3/4/2021	<0.0005
8/25/2021	
8/26/2021	
8/27/2021	
9/1/2021	<0.0005
2/9/2022	<0.0005
2/10/2022	

Time Series

Constituent: Beryllium (mg/L) Analysis Run 4/19/2022 5:14 PM

Plant Yates Client: Southern Company Data: Plant Yates AMA-R6

	YGWA-39 (bg)	YGWA-40 (bg)	YGWA-4I (bg)	YGWA-5D (bg)	YGWA-5I (bg)	YGWC-23S	YGWC-38	YGWC-41	YGWC-42
6/2/2016			<0.0005	<0.0005	<0.0005				
6/7/2016						<0.0005			
7/26/2016			<0.0005	<0.0005	<0.0005				
7/28/2016						<0.0005			
8/30/2016									9E-05 (J)
8/31/2016									
9/14/2016			<0.0005	<0.0005	<0.0005				
9/20/2016						0.0001 (J)			
11/2/2016			<0.0005	<0.0005					
11/4/2016					<0.0005				
11/8/2016						<0.0005			
11/16/2016									<0.0005
1/12/2017				<0.0005	<0.0005				
1/13/2017			<0.0005						
1/16/2017						0.0001 (J)			
2/24/2017									
2/27/2017									<0.0005
3/6/2017			<0.0005						
3/7/2017				<0.0005	<0.0005				
3/9/2017						0.0001 (J)			
5/1/2017			<0.0005	<0.0005					
5/2/2017					<0.0005	9E-05 (J)			
5/10/2017									9E-05 (J)
6/27/2017				<0.0005	<0.0005				
6/29/2017			<0.0005						
7/10/2017						<0.0005			
7/11/2017									0.0001 (J)
10/11/2017	<0.0005								
10/12/2017		0.0002 (J)					0.0057	0.0036	<0.0005
11/20/2017	<0.0005	0.0003 (J)					0.0053		
11/21/2017								0.0036	
1/10/2018		0.0003 (J)							
1/11/2018	<0.0005							0.0037	
1/12/2018							0.0053		
2/19/2018		<0.0005						0.0039	
2/20/2018	<0.0005						0.0053		
3/29/2018			<0.0005	<0.0005	<0.0005				
3/30/2018						<0.0005			
4/3/2018	<0.0005	<0.0005					0.0056	0.0037	
4/4/2018									<0.0005
6/6/2018				<0.0005					
6/7/2018			<0.0005		<0.0005				
6/12/2018						8.1E-05 (J)			
6/27/2018								0.0038	
6/28/2018	<0.0005	0.00029 (J)					0.0059		
8/7/2018	<0.0005	0.00024 (J)					0.0058	0.0037	
9/20/2018									<0.0005
9/24/2018	<0.0005	0.00019 (J)					0.0051	0.0032	
9/26/2018			<0.0005	<0.0005	<0.0005				
9/27/2018						9E-05 (J)			
3/4/2019			<0.0005	<0.0005	<0.0005				
3/6/2019						6.6E-05 (J)			

Time Series

Constituent: Beryllium (mg/L) Analysis Run 4/19/2022 5:14 PM

Plant Yates Client: Southern Company Data: Plant Yates AMA-R6

	YGWA-39 (bg)	YGWA-40 (bg)	YGWA-4I (bg)	YGWA-5D (bg)	YGWA-5I (bg)	YGWC-23S	YGWC-38	YGWC-41	YGWC-42
4/3/2019			<0.0005	<0.0005	<0.0005				
4/4/2019						7.2E-05 (J)			
8/21/2019	<0.0005	0.0002 (J)							
8/22/2019							0.0049	0.0026 (J)	<0.0005
9/24/2019				<0.0005	<0.0005				
9/25/2019			<0.0005						
9/27/2019						7.7E-05 (J)			
10/9/2019	<0.0005	0.0002 (J)					0.0046	0.0026 (J)	<0.0005
2/12/2020	<0.0005	0.00018 (J)	<0.0005	<0.0005	<0.0005				
3/24/2020		0.00022 (J)		<0.0005	<0.0005				
3/25/2020	<0.0005		<0.0005				0.0038	0.0026 (J)	<0.0005
3/26/2020						9E-05 (J)			
9/22/2020			<0.0005	<0.0005	<0.0005				
9/24/2020	<0.0005	0.0002 (J)				0.00015 (J)			6.7E-05 (J)
9/25/2020							0.0033	0.002 (J)	
2/8/2021				<0.0005	<0.0005				
2/9/2021			<0.0005			0.00015 (J)	0.0029 (J)		
2/10/2021	5.1E-05 (J)	0.00021 (J)						0.0015 (J)	5.7E-05 (J)
3/2/2021				<0.0005	<0.0005				
3/3/2021			<0.0005						
3/4/2021	<0.0005	0.00021 (J)				0.00013 (J)	0.0029	0.0015	<0.0005
8/25/2021						0.00019 (J)			<0.0005
8/26/2021	<0.0005		<0.0005	<0.0005	<0.0005		0.0028	0.0012	
9/3/2021		0.00024 (J)							
9/27/2021									
2/8/2022	<0.0005	0.00028 (J)						0.0016	
2/10/2022				<0.0005	<0.0005	0.00023 (J)	0.0027		6.1E-05 (J)
2/11/2022			<0.0005						

Time Series

Constituent: Beryllium (mg/L) Analysis Run 4/19/2022 5:14 PM

Plant Yates Client: Southern Company Data: Plant Yates AMA-R6

	YGWC-43
6/2/2016	
6/7/2016	
7/26/2016	
7/28/2016	
8/30/2016	
8/31/2016	<0.0005
9/14/2016	
9/20/2016	
11/2/2016	
11/4/2016	
11/8/2016	
11/16/2016	<0.0005
1/12/2017	
1/13/2017	
1/16/2017	
2/24/2017	<0.0005
2/27/2017	
3/6/2017	
3/7/2017	
3/9/2017	
5/1/2017	
5/2/2017	
5/10/2017	<0.0005
6/27/2017	
6/29/2017	
7/10/2017	
7/11/2017	<0.0005
10/11/2017	
10/12/2017	0.0001 (J)
11/20/2017	
11/21/2017	
1/10/2018	
1/11/2018	
1/12/2018	
2/19/2018	
2/20/2018	
3/29/2018	
3/30/2018	
4/3/2018	
4/4/2018	<0.0005
6/6/2018	
6/7/2018	
6/12/2018	
6/27/2018	
6/28/2018	
8/7/2018	
9/20/2018	0.00029 (J)
9/24/2018	
9/26/2018	
9/27/2018	
3/4/2019	
3/6/2019	

Time Series

Constituent: Beryllium (mg/L) Analysis Run 4/19/2022 5:14 PM

Plant Yates Client: Southern Company Data: Plant Yates AMA-R6

	YGWC-43
4/3/2019	
4/4/2019	
8/21/2019	0.0003 (J)
8/22/2019	
9/24/2019	
9/25/2019	
9/27/2019	
10/9/2019	0.00034 (J)
2/12/2020	
3/24/2020	
3/25/2020	0.00034 (J)
3/26/2020	
9/22/2020	
9/24/2020	
9/25/2020	0.00054 (J)
2/8/2021	
2/9/2021	0.00053 (J)
2/10/2021	
3/2/2021	
3/3/2021	
3/4/2021	0.00056
8/25/2021	
8/26/2021	
9/3/2021	
9/27/2021	0.00015 (J)
2/8/2022	0.00037 (J)
2/10/2022	
2/11/2022	

Time Series

Constituent: Beryllium (mg/L) Analysis Run 4/19/2022 5:14 PM

Plant Yates Client: Southern Company Data: Plant Yates AMA-R6

	YGWC-49	YGWA-47 (bg)	GWA-2 (bg)	YGWA-14S (bg)	YGWA-1D (bg)	YGWA-1I (bg)	YGWA-2I (bg)	YGWA-30I (bg)	YGWA-3D (bg)
5/1/2007			<0.0005						
9/11/2007			<0.0005						
3/20/2008			<0.0005						
8/27/2008			<0.0005						
3/3/2009			<0.0005						
11/18/2009			<0.0005						
3/3/2010			<0.0005						
9/8/2010			<0.0005						
3/10/2011			<0.0005						
9/8/2011			<0.0005						
3/5/2012			<0.0005						
9/10/2012			<0.0005						
2/6/2013			<0.0005						
8/12/2013			<0.0005						
2/5/2014			<0.0005						
8/5/2014			<0.0005						
2/4/2015			<0.0005						
8/3/2015			<0.0005						
2/16/2016			<0.0005						
6/1/2016					<0.0005	<0.0005			
6/2/2016				<0.0005				<0.0005	<0.0005
7/25/2016						<0.0005		<0.0005	
7/26/2016				0.0002 (J)	<0.0005				<0.0005
8/30/2016		<0.0005							
8/31/2016			<0.0005						
9/1/2016	0.0001 (J)								
9/13/2016					<0.0005	<0.0005			
9/14/2016							<0.0005		
9/15/2016				0.0002 (J)					<0.0005
9/19/2016								<0.0005	
11/1/2016					<0.0005			<0.0005	<0.0005
11/2/2016				0.0002 (J)					
11/4/2016						<0.0005	<0.0005		
11/14/2016		<0.0005							
11/15/2016	0.0001 (J)								
11/28/2016			<0.0005						
12/15/2016							<0.0005		
1/10/2017				0.0002 (J)					
1/11/2017					<0.0005				<0.0005
1/16/2017						<0.0005	<0.0005	<0.0005	
2/21/2017								<0.0005	
2/22/2017			<0.0005						
2/24/2017		<0.0005							
2/27/2017	0.0001 (J)								
3/1/2017									
3/2/2017					<0.0005	<0.0005			<0.0005
3/3/2017							<0.0005		
3/8/2017				0.0002 (J)					
4/26/2017				0.0002 (J)				<0.0005	<0.0005
4/27/2017					<0.0005	<0.0005			
4/28/2017							<0.0005		
5/8/2017		7E-05 (J)	<0.0005						

Time Series

Constituent: Beryllium (mg/L) Analysis Run 4/19/2022 5:14 PM

Plant Yates Client: Southern Company Data: Plant Yates AMA-R6

	YGWC-49	YGWA-47 (bg)	GWA-2 (bg)	YGWA-14S (bg)	YGWA-1D (bg)	YGWA-1I (bg)	YGWA-2I (bg)	YGWA-30I (bg)	YGWA-3D (bg)
5/9/2017	0.0001 (J)								
5/26/2017							<0.0005		
6/27/2017					<0.0005	<0.0005			
6/28/2017							<0.0005		<0.0005
6/30/2017				0.0002 (J)				<0.0005	
7/11/2017		<0.0005							
7/13/2017	0.0001 (J)								
7/17/2017			<0.0005						
10/10/2017		<0.0005							
10/11/2017	0.0001 (J)								
10/16/2017			<0.0005						
2/19/2018			<0.0005						
3/27/2018				<0.0005		<0.0005		<0.0005	
3/28/2018							<0.0005		<0.0005
3/29/2018					<0.0005				
4/2/2018		<0.0005							
4/4/2018	<0.0005								
8/6/2018			<0.0005						
9/19/2018		5.7E-05 (J)							
9/20/2018	0.00011 (J)								
2/25/2019			<0.0005						
2/26/2019				0.00016 (J)				7.2E-05 (J)	
2/27/2019					<0.0005	<0.0005	<0.0005		<0.0005
3/28/2019					<0.0005	<0.0005			
3/29/2019				0.00017 (J)			<0.0005		
4/1/2019								<0.0005	<0.0005
6/12/2019			<0.0005						
8/19/2019			<0.0005						
8/20/2019		<0.0005							
9/24/2019					<0.0005	<0.0005	<0.0005		
9/25/2019				0.00018 (J)				<0.0005	<0.0005
9/26/2019	0.00013 (J)								
10/8/2019			<0.0005						
2/10/2020					<0.0005	<0.0005			
2/11/2020							<0.0005		
2/12/2020				0.00019 (J)				<0.0005	<0.0005
3/17/2020			<0.0005						
3/18/2020				0.00021 (J)		<0.0005			
3/19/2020					<0.0005		<0.0005	<0.0005	<0.0005
3/25/2020	0.00013 (J)								
8/26/2020			<0.0005						
8/27/2020		4.7E-05 (J)							
9/22/2020		<0.0005	<0.0005						
9/23/2020					<0.0005	<0.0005	<0.0005		<0.0005
9/24/2020	0.00013 (J)							<0.0005	
9/25/2020				0.00018 (J)					
2/9/2021	0.00013 (J)								
2/10/2021				0.00019 (J)			<0.0005		<0.0005
2/11/2021								4.7E-05 (J)	
2/12/2021					<0.0005	<0.0005			
3/1/2021		5.5E-05 (J)						<0.0005	
3/2/2021			<0.0005	0.00018 (J)					

Time Series

Constituent: Beryllium (mg/L) Analysis Run 4/19/2022 5:14 PM

Plant Yates Client: Southern Company Data: Plant Yates AMA-R6

	YGWC-49	YGWA-47 (bg)	GWA-2 (bg)	YGWA-14S (bg)	YGWA-1D (bg)	YGWA-1I (bg)	YGWA-2I (bg)	YGWA-30I (bg)	YGWA-3D (bg)
3/3/2021					<0.0005	<0.0005	<0.0005		<0.0005
3/4/2021	0.0001 (J)								
8/19/2021		<0.0005		0.00022 (J)	<0.0005	<0.0005		<0.0005	<0.0005
8/20/2021			<0.0005						
8/27/2021							<0.0005		
9/1/2021	0.00012 (J)								
2/8/2022	0.00015 (J)	5.6E-05 (J)	<0.0005						
2/9/2022					<0.0005	<0.0005	<0.0005		<0.0005
2/10/2022				0.00025 (J)					
2/11/2022								<0.0005	

Time Series

Constituent: Beryllium (mg/L) Analysis Run 4/19/2022 5:14 PM

Plant Yates Client: Southern Company Data: Plant Yates AMA-R6

	YGWA-3I (bg)
5/1/2007	
9/11/2007	
3/20/2008	
8/27/2008	
3/3/2009	
11/18/2009	
3/3/2010	
9/8/2010	
3/10/2011	
9/8/2011	
3/5/2012	
9/10/2012	
2/6/2013	
8/12/2013	
2/5/2014	
8/5/2014	
2/4/2015	
8/3/2015	
2/16/2016	
6/1/2016	<0.0005
6/2/2016	
7/25/2016	<0.0005
7/26/2016	
8/30/2016	
8/31/2016	
9/1/2016	
9/13/2016	
9/14/2016	<0.0005
9/15/2016	
9/19/2016	
11/1/2016	<0.0005
11/2/2016	
11/4/2016	
11/14/2016	
11/15/2016	
11/28/2016	
12/15/2016	
1/10/2017	
1/11/2017	<0.0005
1/16/2017	
2/21/2017	
2/22/2017	
2/24/2017	
2/27/2017	
3/1/2017	<0.0005
3/2/2017	
3/3/2017	
3/8/2017	
4/26/2017	<0.0005
4/27/2017	
4/28/2017	
5/8/2017	

Time Series

Constituent: Beryllium (mg/L) Analysis Run 4/19/2022 5:14 PM

Plant Yates Client: Southern Company Data: Plant Yates AMA-R6

	YGWA-3I (bg)
5/9/2017	
5/26/2017	
6/27/2017	
6/28/2017	<0.0005
6/30/2017	
7/11/2017	
7/13/2017	
7/17/2017	
10/10/2017	
10/11/2017	
10/16/2017	
2/19/2018	
3/27/2018	
3/28/2018	<0.0005
3/29/2018	
4/2/2018	
4/4/2018	
8/6/2018	
9/19/2018	
9/20/2018	
2/25/2019	
2/26/2019	
2/27/2019	<0.0005
3/28/2019	
3/29/2019	
4/1/2019	<0.0005
6/12/2019	
8/19/2019	
8/20/2019	
9/24/2019	
9/25/2019	<0.0005
9/26/2019	
10/8/2019	
2/10/2020	
2/11/2020	<0.0005
2/12/2020	
3/17/2020	
3/18/2020	
3/19/2020	<0.0005
3/25/2020	
8/26/2020	
8/27/2020	
9/22/2020	
9/23/2020	5.9E-05 (J)
9/24/2020	
9/25/2020	
2/9/2021	
2/10/2021	<0.0005
2/11/2021	
2/12/2021	
3/1/2021	
3/2/2021	

Time Series

Constituent: Beryllium (mg/L) Analysis Run 4/19/2022 5:14 PM

Plant Yates Client: Southern Company Data: Plant Yates AMA-R6

	YGWA-3I (bg)
3/3/2021	<0.0005
3/4/2021	
8/19/2021	
8/20/2021	
8/27/2021	<0.0005
9/1/2021	
2/8/2022	
2/9/2022	<0.0005
2/10/2022	
2/11/2022	

Time Series

Constituent: Beryllium (mg/L) Analysis Run 4/19/2022 5:14 PM

Plant Yates Client: Southern Company Data: Plant Yates AMA-R6

	PZ-35	PZ-37	YGWC-24SA	YGWC-36A	PZ-37D	PZ-52D	PZ-51
6/8/2016			<0.0005				
8/1/2016			0.0001 (J)				
9/2/2016				0.0003 (J)			
9/20/2016			0.0001 (J)				
11/8/2016			<0.0005				
11/14/2016				9E-05 (J)			
1/17/2017			0.0001 (J)				
2/28/2017				0.0001 (J)			
3/8/2017			0.0001 (J)				
5/2/2017			0.0001 (J)				
5/9/2017				0.0002 (J)			
7/7/2017			0.0001 (J)				
7/13/2017				0.0003 (J)			
9/22/2017				0.0003 (J)			
9/29/2017				0.0003 (J)			
10/6/2017				0.0003 (J)			
10/12/2017		0.0004 (J)					
11/21/2017		0.0004 (J)					
1/11/2018		0.0003 (J)					
2/20/2018		<0.0005					
3/30/2018			<0.0005	<0.0005			
4/3/2018		<0.0005					
6/12/2018			0.00012 (J)				
6/13/2018				0.00035 (J)			
6/29/2018		0.00033 (J)					
8/6/2018		0.0002 (J)					
8/30/2018	0.00052 (J)						
9/24/2018		0.00029 (J)					
9/26/2018			0.00014 (J)	0.00032 (J)			
10/16/2018	0.00036 (J)						
3/5/2019			0.00016 (J)				
3/6/2019				0.00029 (J)			
4/4/2019			0.00015 (J)	0.00033 (J)			
9/26/2019	<0.0005		0.00014 (J)	0.00029 (J)			
3/25/2020	<0.0005			0.00022 (J)			
3/26/2020			0.00016 (J)				
9/23/2020			6.1E-05 (J)				
9/24/2020	0.00033 (J)						
9/25/2020		0.00031 (J)					
10/7/2020				0.00014 (J)			
2/9/2021		0.00029 (J)	0.00013 (J)				
2/10/2021	0.00025 (J)			9.9E-05 (J)			
3/3/2021			9.9E-05 (J)				
3/4/2021	0.00025 (J)	0.00017 (J)		0.00016 (J)			
8/25/2021		0.00059					
9/1/2021	0.00045 (J)		0.00014 (J)				
9/3/2021				0.00035 (J)	<0.0005		
2/10/2022	0.00055	0.001	0.00016 (J)				0.0033
2/11/2022				0.00043 (J)	<0.0005	5.9E-05 (J)	

Time Series

Constituent: Boron (mg/L) Analysis Run 4/19/2022 5:14 PM

Plant Yates Client: Southern Company Data: Plant Yates AMA-R6

	YAMW-1	YAMW-2	YAMW-3	YAMW-4	YAMW-5	YGWA-17S (bg)	YGWA-18I (bg)	YGWA-18S (bg)	YGWA-20S (bg)
6/6/2016							<0.04	<0.04	
6/7/2016						<0.04			<0.04
7/27/2016						0.008 (J)	<0.04	0.0059 (J)	<0.04
7/28/2016									
9/16/2016						0.0086 (J)		0.0079 (J)	
9/19/2016							<0.04		<0.04
11/2/2016									<0.04
11/3/2016						0.0077 (J)	<0.04	0.0082 (J)	
1/11/2017						0.0092 (J)	<0.04	0.0096 (J)	
1/13/2017									<0.04
3/1/2017							<0.04	<0.04	
3/2/2017						0.0095 (J)			
3/6/2017									<0.04
4/26/2017							<0.04	0.0091 (J)	<0.04
5/2/2017						<0.04			
6/28/2017							<0.04	0.0079 (J)	
6/29/2017						0.0074 (J)			<0.04
10/3/2017									
10/4/2017						0.0077 (J)		0.009 (J)	<0.04
10/5/2017							<0.04		
6/5/2018									
6/6/2018									0.0049 (J)
6/7/2018							<0.04		
6/11/2018						0.01 (J)		0.0093 (J)	
9/25/2018						0.0096 (J)	0.0046 (J)	0.007 (J)	<0.04
10/16/2018	0.2								
4/2/2019						0.0066 (J)			
4/3/2019							<0.04	0.0053 (J)	<0.04
9/24/2019									
9/25/2019						0.0081 (J)			<0.04
9/26/2019	0.092						0.0062 (J)	0.0072 (J)	
1/15/2020		0.031 (J)			8.7				
1/16/2020			6.8	1.9					
2/11/2020			4.5		7.8				
3/24/2020						0.0092 (J)	0.0054 (J)	0.01 (J)	<0.04
3/25/2020	0.018 (J)								
9/23/2020		0.026 (J)		2.5		0.0066 (J)	0.021 (J)	0.006 (J)	
9/24/2020	0.076 (J)				8.7				0.0094 (J)
3/3/2021	0.039 (J)	0.032 (J)		0.81		0.01 (J)	<0.04	0.0094 (J)	<0.04
3/4/2021					6.1				
8/25/2021				2.8					
8/26/2021					5.9			<0.04	
8/27/2021						0.011 (J)	<0.04		<0.04
9/1/2021	0.18	0.017 (J)							
2/9/2022						0.0098 (J)	<0.04	<0.04	<0.04
2/10/2022	0.36	0.022 (J)	7.7	3	4.9				

Time Series

Constituent: Boron (mg/L) Analysis Run 4/19/2022 5:14 PM

Plant Yates Client: Southern Company Data: Plant Yates AMA-R6

	YGWA-21I (bg)
6/6/2016	
6/7/2016	<0.04
7/27/2016	
7/28/2016	<0.04
9/16/2016	
9/19/2016	<0.04
11/2/2016	
11/3/2016	<0.04
1/11/2017	
1/13/2017	<0.04
3/1/2017	
3/2/2017	
3/6/2017	<0.04
4/26/2017	<0.04
5/2/2017	
6/28/2017	
6/29/2017	<0.04
10/3/2017	<0.04
10/4/2017	
10/5/2017	
6/5/2018	0.0092 (J)
6/6/2018	
6/7/2018	
6/11/2018	
9/25/2018	0.0054 (J)
10/16/2018	
4/2/2019	0.011 (J)
4/3/2019	
9/24/2019	0.018 (J)
9/25/2019	
9/26/2019	
1/15/2020	
1/16/2020	
2/11/2020	
3/24/2020	0.016 (J)
3/25/2020	
9/23/2020	
9/24/2020	0.013 (J)
3/3/2021	
3/4/2021	0.0079 (J)
8/25/2021	
8/26/2021	
8/27/2021	
9/1/2021	<0.04
2/9/2022	<0.04
2/10/2022	

Time Series

Constituent: Boron (mg/L) Analysis Run 4/19/2022 5:14 PM

Plant Yates Client: Southern Company Data: Plant Yates AMA-R6

	YGWA-39 (bg)	YGWA-40 (bg)	YGWA-4I (bg)	YGWA-5D (bg)	YGWA-5I (bg)	YGWC-23S	YGWC-38	YGWC-41	YGWC-42
6/2/2016			<0.04	<0.04	<0.04				
6/7/2016						0.99			
7/26/2016			0.0047 (J)	0.0052 (J)	<0.04				
7/28/2016						1.09			
8/30/2016									24.7
8/31/2016									
9/14/2016			<0.04	0.0071 (J)	0.01 (J)				
9/20/2016						1.35			
11/2/2016			<0.04	<0.04					
11/4/2016					<0.04				
11/8/2016						1.5			
11/16/2016									16.4
1/12/2017				0.0076 (J)	<0.04				
1/13/2017			<0.04						
1/16/2017						1.67			
2/24/2017									
2/27/2017									17.9
3/6/2017			<0.04						
3/7/2017				0.0089 (J)	<0.04				
3/9/2017						1.44			
5/1/2017			<0.04	0.0061 (J)					
5/2/2017					<0.04	1.2			
5/10/2017									20.4
6/27/2017				0.0079 (J)	<0.04				
6/29/2017			<0.04						
7/10/2017						1.12			
7/11/2017									25.2
10/3/2017				0.0094 (J)	<0.04				
10/5/2017			<0.04						
10/11/2017	0.0135 (J)					1.09			
10/12/2017		0.0401					19.3	12	20
11/20/2017	0.0251 (J)	0.156					21.8		
11/21/2017								12.1	
1/10/2018		0.15							
1/11/2018	0.0255 (J)							12.8	
1/12/2018							18.7		
2/19/2018		0.146						15.2	
2/20/2018	<0.04						18.6		
4/3/2018	0.033 (J)	0.12					20.9	14.5	
4/4/2018									22.7
6/6/2018				0.0098 (J)					
6/7/2018			0.0045 (J)		<0.04				
6/12/2018						0.9			
6/27/2018								14.1	
6/28/2018	0.053	0.16					22.7		
8/7/2018	0.024 (J)	0.12					19.1	11.9	
9/20/2018									20.3
9/24/2018	0.028 (J)	0.099					18.4	12.2	
9/26/2018			0.005 (J)	0.01 (J)	0.0057 (J)				
9/27/2018						0.71			
3/26/2019		0.096							
3/27/2019	0.017 (J)						16.7		20.3

Time Series

Constituent: Boron (mg/L) Analysis Run 4/19/2022 5:14 PM

Plant Yates Client: Southern Company Data: Plant Yates AMA-R6

	YGWA-39 (bg)	YGWA-40 (bg)	YGWA-4I (bg)	YGWA-5D (bg)	YGWA-5I (bg)	YGWC-23S	YGWC-38	YGWC-41	YGWC-42
3/28/2019								7.1	
4/3/2019			0.0055 (J)	0.0076 (J)	0.0044 (J)				
4/4/2019						0.6			
9/24/2019				0.01 (J)	0.0049 (J)				
9/25/2019			<0.04						
9/27/2019						0.58			
10/9/2019	0.017 (J)	0.079					13.5	8.6	16.6
3/24/2020		0.088 (J)		0.011 (J)	0.0068 (J)				
3/25/2020	0.043 (J)		0.011 (J)				9.3	7.9	15.5
3/26/2020						0.94			
9/22/2020			<0.04	0.0079 (J)	0.0053 (J)				
9/24/2020	0.037 (J)	0.087 (J)				1.1			15.2
9/25/2020							8	6	
3/2/2021				0.0068 (J)	0.011 (J)				
3/3/2021			0.0056 (J)						
3/4/2021	0.033 (J)	0.078				1.2	6.4	4	14.8
8/25/2021						1.3			13.5
8/26/2021	0.095		<0.04	0.009 (J)	<0.04		6.1	3.3	
9/3/2021		0.077							
9/27/2021									
2/8/2022	0.13	0.074						4	
2/10/2022				0.011 (J)	<0.04	1.5	5.4		14.4
2/11/2022			<0.04						

Time Series

Constituent: Boron (mg/L) Analysis Run 4/19/2022 5:14 PM

Plant Yates Client: Southern Company Data: Plant Yates AMA-R6

	YGWC-43
6/2/2016	
6/7/2016	
7/26/2016	
7/28/2016	
8/30/2016	
8/31/2016	0.169
9/14/2016	
9/20/2016	
11/2/2016	
11/4/2016	
11/8/2016	
11/16/2016	0.406
1/12/2017	
1/13/2017	
1/16/2017	
2/24/2017	0.725
2/27/2017	
3/6/2017	
3/7/2017	
3/9/2017	
5/1/2017	
5/2/2017	
5/10/2017	0.955
6/27/2017	
6/29/2017	
7/10/2017	
7/11/2017	0.994
10/3/2017	
10/5/2017	
10/11/2017	
10/12/2017	1.15
11/20/2017	
11/21/2017	
1/10/2018	
1/11/2018	
1/12/2018	
2/19/2018	
2/20/2018	
4/3/2018	
4/4/2018	1.2
6/6/2018	
6/7/2018	
6/12/2018	
6/27/2018	
6/28/2018	
8/7/2018	
9/20/2018	2.1
9/24/2018	
9/26/2018	
9/27/2018	
3/26/2019	
3/27/2019	

Time Series

Constituent: Boron (mg/L) Analysis Run 4/19/2022 5:14 PM

Plant Yates Client: Southern Company Data: Plant Yates AMA-R6

	YGWC-43
3/28/2019	1.8
4/3/2019	
4/4/2019	
9/24/2019	
9/25/2019	
9/27/2019	
10/9/2019	2.7
3/24/2020	
3/25/2020	2.4
3/26/2020	
9/22/2020	
9/24/2020	
9/25/2020	3.9
3/2/2021	
3/3/2021	
3/4/2021	3.6
8/25/2021	
8/26/2021	
9/3/2021	
9/27/2021	0.64
2/8/2022	2.3
2/10/2022	
2/11/2022	

Time Series

Constituent: Boron (mg/L) Analysis Run 4/19/2022 5:14 PM

Plant Yates Client: Southern Company Data: Plant Yates AMA-R6

	YGWC-49	YGWA-47 (bg)	GWA-2 (bg)	YGWA-14S (bg)	YGWA-1D (bg)	YGWA-1I (bg)	YGWA-2I (bg)	YGWA-30I (bg)	YGWA-3D (bg)
6/1/2016					<0.04	<0.04			
6/2/2016				<0.04				<0.04	<0.04
7/25/2016						<0.04		<0.04	
7/26/2016				0.0177 (J)	0.0055 (J)				0.0097 (J)
8/30/2016		0.0166 (J)							
8/31/2016			0.0315 (J)						
9/1/2016	0.0113 (J)								
9/13/2016					<0.04	<0.04			
9/14/2016							<0.04		
9/15/2016				0.0214 (J)					0.0102 (J)
9/19/2016								<0.04	
11/1/2016					0.0086 (J)			<0.04	<0.04
11/2/2016				<0.04					
11/4/2016						<0.04	<0.04		
11/14/2016		0.0166 (J)							
11/15/2016	0.0074 (J)								
11/28/2016			0.0095 (J)						
12/15/2016							0.0107 (J)		
1/10/2017				0.0198 (J)					
1/11/2017					0.0074 (J)				<0.04
1/16/2017						<0.04	<0.04	<0.04	
2/21/2017								<0.04	
2/22/2017			<0.04						
2/24/2017		0.0145 (J)							
2/27/2017	<0.04								
3/1/2017									
3/2/2017					0.008 (J)	<0.04			0.0084 (J)
3/3/2017							<0.04		
3/8/2017				0.0189 (J)					
4/26/2017				0.0161 (J)				<0.04	<0.04
4/27/2017					0.0066 (J)	<0.04			
4/28/2017							<0.04		
5/8/2017		0.0141 (J)	0.0084 (J)						
5/9/2017	<0.04								
5/26/2017							<0.04		
6/27/2017					0.0087 (J)	0.006 (J)			
6/28/2017							<0.04		<0.04
6/30/2017				0.0173 (J)				<0.04	
7/11/2017		0.0131 (J)							
7/13/2017	0.0093 (J)								
7/17/2017			0.0092 (J)						
10/3/2017					0.0072 (J)	0.0071 (J)	<0.04		
10/4/2017								<0.04	<0.04
10/5/2017				0.0173 (J)					
10/10/2017		0.0124 (J)							
10/11/2017	<0.04								
10/16/2017			<0.04						
2/19/2018			<0.04						
4/2/2018		0.013 (J)							
4/4/2018	0.0041 (J)								
6/5/2018					0.0052 (J)				
6/6/2018						<0.04			

Time Series

Constituent: Boron (mg/L) Analysis Run 4/19/2022 5:14 PM

Plant Yates Client: Southern Company Data: Plant Yates AMA-R6

	YGWC-49	YGWA-47 (bg)	GWA-2 (bg)	YGWA-14S (bg)	YGWA-1D (bg)	YGWA-1I (bg)	YGWA-2I (bg)	YGWA-30I (bg)	YGWA-3D (bg)
6/7/2018							<0.04		0.004 (J)
6/8/2018				0.013 (J)					
6/11/2018								0.014 (J)	
8/6/2018			<0.04						
9/19/2018		0.012 (J)							
9/20/2018	0.0042 (J)								
10/1/2018				0.015 (J)	0.021 (J)	0.0049 (J)	<0.04		<0.04
10/2/2018								<0.04	
2/25/2019			<0.04						
3/27/2019		0.013 (J)							
3/28/2019	<0.04				0.005 (J)	<0.04			
3/29/2019				0.014 (J)			0.0065 (J)		
4/1/2019								<0.04	<0.04
6/12/2019			<0.04						
9/24/2019					0.0064 (J)	0.0055 (J)	0.0076 (J)		
9/25/2019				0.018 (J)				<0.04	0.0054 (J)
9/26/2019	<0.04								
10/8/2019		0.012 (J)	<0.04						
3/17/2020		0.023 (J)	0.0051 (J)						
3/18/2020				0.02 (J)		0.0087 (J)			
3/19/2020					0.0085 (J)		0.0073 (J)	0.0052 (J)	0.0073 (J)
3/25/2020	0.012 (J)								
9/22/2020		0.0076 (J)	0.0079 (J)						
9/23/2020					<0.04	<0.04	<0.04		0.012 (J)
9/24/2020	0.062 (J)							0.0075 (J)	
9/25/2020				0.02 (J)					
3/1/2021		0.013 (J)						<0.04	
3/2/2021			<0.04	0.017 (J)					
3/3/2021					<0.04	<0.04	<0.04		<0.04
3/4/2021	<0.04								
8/19/2021		0.011 (J)		0.018 (J)	<0.04	<0.04		<0.04	<0.04
8/20/2021			<0.04						
8/27/2021							<0.04		
9/1/2021	<0.04								
2/8/2022	<0.04	0.015 (J)	<0.04						
2/9/2022					<0.04	<0.04	<0.04		0.01 (J)
2/10/2022				0.02 (J)					
2/11/2022								<0.04	

Time Series

Constituent: Boron (mg/L) Analysis Run 4/19/2022 5:14 PM

Plant Yates Client: Southern Company Data: Plant Yates AMA-R6

	YGWA-3I (bg)
6/1/2016	<0.04
6/2/2016	
7/25/2016	<0.04
7/26/2016	
8/30/2016	
8/31/2016	
9/1/2016	
9/13/2016	
9/14/2016	<0.04
9/15/2016	
9/19/2016	
11/1/2016	<0.04
11/2/2016	
11/4/2016	
11/14/2016	
11/15/2016	
11/28/2016	
12/15/2016	
1/10/2017	
1/11/2017	<0.04
1/16/2017	
2/21/2017	
2/22/2017	
2/24/2017	
2/27/2017	
3/1/2017	<0.04
3/2/2017	
3/3/2017	
3/8/2017	
4/26/2017	<0.04
4/27/2017	
4/28/2017	
5/8/2017	
5/9/2017	
5/26/2017	
6/27/2017	
6/28/2017	<0.04
6/30/2017	
7/11/2017	
7/13/2017	
7/17/2017	
10/3/2017	
10/4/2017	<0.04
10/5/2017	
10/10/2017	
10/11/2017	
10/16/2017	
2/19/2018	
4/2/2018	
4/4/2018	
6/5/2018	
6/6/2018	

Time Series

Constituent: Boron (mg/L) Analysis Run 4/19/2022 5:14 PM

Plant Yates Client: Southern Company Data: Plant Yates AMA-R6

	YGWA-3I (bg)
6/7/2018	
6/8/2018	<0.04
6/11/2018	
8/6/2018	
9/19/2018	
9/20/2018	
10/1/2018	<0.04
10/2/2018	
2/25/2019	
3/27/2019	
3/28/2019	
3/29/2019	
4/1/2019	<0.04
6/12/2019	
9/24/2019	
9/25/2019	<0.04
9/26/2019	
10/8/2019	
3/17/2020	
3/18/2020	
3/19/2020	0.0053 (J)
3/25/2020	
9/22/2020	
9/23/2020	0.0073 (J)
9/24/2020	
9/25/2020	
3/1/2021	
3/2/2021	
3/3/2021	<0.04
3/4/2021	
8/19/2021	
8/20/2021	
8/27/2021	<0.04
9/1/2021	
2/8/2022	
2/9/2022	<0.04
2/10/2022	
2/11/2022	

Time Series

Constituent: Boron (mg/L) Analysis Run 4/19/2022 5:14 PM

Plant Yates Client: Southern Company Data: Plant Yates AMA-R6

	PZ-35	PZ-37	YGWC-24SA	YGWC-36A	PZ-37D	PZ-52D	PZ-51
6/8/2016			<0.04				
8/1/2016			<0.04				
9/2/2016				0.133			
9/20/2016			<0.04				
11/8/2016			<0.04				
11/14/2016				0.287			
1/17/2017			<0.04				
2/28/2017				0.215			
3/8/2017			<0.04				
5/2/2017			0.0099 (J)				
5/9/2017				0.233			
7/7/2017			0.0076 (J)				
7/13/2017				0.262			
9/22/2017				0.238			
9/29/2017				0.235			
10/5/2017			<0.04				
10/6/2017				0.256			
10/11/2017				0.245			
10/12/2017		15.4					
11/21/2017		17.2					
1/11/2018		15.8					
2/20/2018		19.5					
4/3/2018		17.5					
6/12/2018			0.018 (J)				
6/13/2018				0.25			
6/29/2018		20.6					
8/6/2018		15.9					
8/30/2018	0.04						
9/24/2018		16.5					
9/26/2018			0.0055 (J)	0.24			
10/16/2018	0.031 (J)						
4/4/2019			<0.04	0.22			
9/26/2019	<0.04		0.0068 (J)	0.13			
3/25/2020	0.071 (J)			0.11			
3/26/2020			0.033 (J)				
9/23/2020			<0.04				
9/24/2020	0.017 (J)						
9/25/2020		14.1					
10/7/2020				0.018 (J)			
3/3/2021			<0.04				
3/4/2021	0.012 (J)	12.4		0.0088 (J)			
8/25/2021		10.3					
9/1/2021	0.044		<0.04				
9/3/2021				0.012 (J)	1.6		
2/10/2022	0.054	9.5	<0.04				6.8
2/11/2022				0.019 (J)	0.44	0.84	

Time Series

Constituent: Cadmium (mg/L) Analysis Run 4/19/2022 5:14 PM

Plant Yates Client: Southern Company Data: Plant Yates AMA-R6

	YAMW-1	YAMW-2	YAMW-3	YAMW-4	YAMW-5	YGWA-17S (bg)	YGWA-18I (bg)	YGWA-18S (bg)	YGWA-20S (bg)
6/6/2016							<0.0005	<0.0005	
6/7/2016						<0.0005			<0.0005
7/27/2016						<0.0005	<0.0005	<0.0005	<0.0005
7/28/2016									
9/16/2016						<0.0005		<0.0005	
9/19/2016							<0.0005		<0.0005
11/2/2016									<0.0005
11/3/2016						<0.0005	<0.0005	<0.0005	
1/11/2017						0.0001 (J)	<0.0005	0.0001 (J)	
1/13/2017									<0.0005
3/1/2017							<0.0005	<0.0005	
3/2/2017						<0.0005			
3/6/2017									<0.0005
4/26/2017							<0.0005	<0.0005	<0.0005
5/2/2017						<0.0005			
6/28/2017							<0.0005	<0.0005	
6/29/2017						<0.0005			<0.0005
3/28/2018						<0.0005	<0.0005	<0.0005	
3/29/2018									<0.0005
6/5/2018									
6/6/2018									<0.0005
6/7/2018							<0.0005		
6/11/2018						<0.0005		<0.0005	
9/25/2018						<0.0005	<0.0005	<0.0005	<0.0005
10/16/2018	0.00014 (J)								
3/5/2019						<0.0005		<0.0005	<0.0005
3/6/2019							<0.0005		
4/2/2019						<0.0005			
4/3/2019							<0.0005	<0.0005	<0.0005
9/24/2019									
9/25/2019						<0.0005			<0.0005
9/26/2019	<0.0005						<0.0005	<0.0005	
2/11/2020						<0.0005	<0.0005	<0.0005	
2/12/2020									<0.0005
3/24/2020						<0.0005	<0.0005	<0.0005	<0.0005
3/25/2020	<0.0005								
9/23/2020		<0.0005		<0.0005		<0.0005	<0.0005	<0.0005	
9/24/2020	0.00017 (J)				0.00018 (J)				<0.0005
2/9/2021	0.00013 (J)	<0.0005		<0.0005	0.00025 (J)		<0.0005	<0.0005	<0.0005
3/3/2021	<0.0005	<0.0005		<0.0005		<0.0005	<0.0005	<0.0005	<0.0005
3/4/2021					0.00018 (J)				
8/25/2021				<0.0005					
8/26/2021					0.00021 (J)			<0.0005	
8/27/2021						<0.0005	<0.0005		<0.0005
9/1/2021	0.00023 (J)	<0.0005							
2/9/2022						<0.0005	<0.0005	<0.0005	<0.0005
2/10/2022	0.00018 (J)	<0.0005	<0.0005	<0.0005	0.00022 (J)				

Time Series

Constituent: Cadmium (mg/L) Analysis Run 4/19/2022 5:14 PM

Plant Yates Client: Southern Company Data: Plant Yates AMA-R6

	YGWA-21I (bg)
6/6/2016	
6/7/2016	<0.0005
7/27/2016	
7/28/2016	<0.0005
9/16/2016	
9/19/2016	<0.0005
11/2/2016	
11/3/2016	<0.0005
1/11/2017	
1/13/2017	<0.0005
3/1/2017	
3/2/2017	
3/6/2017	<0.0005
4/26/2017	<0.0005
5/2/2017	
6/28/2017	
6/29/2017	<0.0005
3/28/2018	
3/29/2018	<0.0005
6/5/2018	<0.0005
6/6/2018	
6/7/2018	
6/11/2018	
9/25/2018	9.6E-05 (J)
10/16/2018	
3/5/2019	<0.0005
3/6/2019	
4/2/2019	<0.0005
4/3/2019	
9/24/2019	<0.0005
9/25/2019	
9/26/2019	
2/11/2020	
2/12/2020	<0.0005
3/24/2020	<0.0005
3/25/2020	
9/23/2020	
9/24/2020	<0.0005
2/9/2021	0.00041 (J)
3/3/2021	
3/4/2021	<0.0005
8/25/2021	
8/26/2021	
8/27/2021	
9/1/2021	<0.0005
2/9/2022	<0.0005
2/10/2022	

Time Series

Constituent: Cadmium (mg/L) Analysis Run 4/19/2022 5:14 PM

Plant Yates Client: Southern Company Data: Plant Yates AMA-R6

	YGWA-39 (bg)	YGWA-40 (bg)	YGWA-4I (bg)	YGWA-5D (bg)	YGWA-5I (bg)	YGWC-23S	YGWC-38	YGWC-41	YGWC-42
6/2/2016			<0.0005	<0.0005	<0.0005				
6/7/2016						<0.0005			
7/26/2016			<0.0005	<0.0005	<0.0005				
7/28/2016						<0.0005			
8/30/2016									<0.0005
8/31/2016									
9/14/2016			<0.0005	<0.0005	<0.0005				
9/20/2016						<0.0005			
11/2/2016			<0.0005	<0.0005					
11/4/2016					<0.0005				
11/8/2016						7E-05 (J)			
11/16/2016									<0.0005
1/12/2017				<0.0005	9E-05 (J)				
1/13/2017			<0.0005						
1/16/2017						<0.0005			
2/24/2017									
2/27/2017									<0.0005
3/6/2017			<0.0005						
3/7/2017				<0.0005	<0.0005				
3/9/2017						<0.0005			
5/1/2017			<0.0005	<0.0005					
5/2/2017					<0.0005	<0.0005			
5/10/2017									0.0002 (J)
6/27/2017				<0.0005	<0.0005				
6/29/2017			<0.0005						
7/10/2017						<0.0005			
7/11/2017									0.0005 (J)
10/11/2017	<0.0005								
10/12/2017		<0.0005					0.003	0.0002 (J)	0.0006 (J)
11/20/2017	<0.0005	<0.0005					0.0027		
11/21/2017								0.0003 (J)	
1/10/2018		<0.0005							
1/11/2018	<0.0005							0.0002 (J)	
1/12/2018							0.0029		
2/19/2018		<0.0005						<0.0005	
2/20/2018	<0.0005						0.0029		
3/29/2018			<0.0005	<0.0005	<0.0005				
3/30/2018						<0.0005			
4/3/2018	<0.0005	<0.0005					0.0027	<0.0005	
4/4/2018									<0.0005
6/6/2018				<0.0005					
6/7/2018			<0.0005		<0.0005				
6/12/2018						<0.0005			
6/27/2018								0.00025 (J)	
6/28/2018	<0.0005	<0.0005					0.0029		
8/7/2018	<0.0005	<0.0005					0.0027	0.00024 (J)	
9/20/2018									0.0002 (J)
9/24/2018	<0.0005	<0.0005					0.0027	0.00021 (J)	
9/26/2018			<0.0005	<0.0005	<0.0005				
9/27/2018						<0.0005			
3/4/2019			<0.0005	<0.0005	<0.0005				
3/6/2019						<0.0005			

Time Series

Constituent: Cadmium (mg/L) Analysis Run 4/19/2022 5:14 PM

Plant Yates Client: Southern Company Data: Plant Yates AMA-R6

	YGWA-39 (bg)	YGWA-40 (bg)	YGWA-4I (bg)	YGWA-5D (bg)	YGWA-5I (bg)	YGWC-23S	YGWC-38	YGWC-41	YGWC-42
4/3/2019			<0.0005	<0.0005	<0.0005				
4/4/2019						<0.0005			
8/21/2019	<0.0005	<0.0005							
8/22/2019							0.0023 (J)	0.00015 (J)	0.00017 (J)
9/24/2019				<0.0005	<0.0005				
9/25/2019			<0.0005						
9/27/2019						<0.0005			
10/9/2019	<0.0005	<0.0005					0.0021 (J)	0.00017 (J)	0.00025 (J)
2/12/2020	<0.0005	<0.0005	<0.0005	<0.0005	<0.0005				
3/24/2020		<0.0005		<0.0005	<0.0005				
3/25/2020	<0.0005		<0.0005				0.0018 (J)	0.00018 (J)	0.00021 (J)
3/26/2020						<0.0005			
9/22/2020			<0.0005	<0.0005	<0.0005				
9/24/2020	<0.0005	<0.0005				<0.0005			0.00014 (J)
9/25/2020							0.0015 (J)	0.00014 (J)	
2/8/2021				<0.0005	<0.0005				
2/9/2021			<0.0005			<0.0005	0.0014 (J)		
2/10/2021	0.00019 (J)	<0.0005						<0.0005	<0.0005
3/2/2021				<0.0005	<0.0005				
3/3/2021			<0.0005						
3/4/2021	0.0003 (J)	<0.0005				<0.0005	0.0013	<0.0005	<0.0005
8/25/2021						<0.0005			<0.0005
8/26/2021	0.00049 (J)		<0.0005	<0.0005	<0.0005		0.0011	<0.0005	
9/3/2021		<0.0005							
9/27/2021									
2/8/2022	0.00063	<0.0005						0.00012 (J)	
2/10/2022				<0.0005	<0.0005	<0.0005	0.0011		<0.0005
2/11/2022			<0.0005						

Time Series

Constituent: Cadmium (mg/L) Analysis Run 4/19/2022 5:14 PM

Plant Yates Client: Southern Company Data: Plant Yates AMA-R6

	YGWC-43
6/2/2016	
6/7/2016	
7/26/2016	
7/28/2016	
8/30/2016	
8/31/2016	<0.0005
9/14/2016	
9/20/2016	
11/2/2016	
11/4/2016	
11/8/2016	
11/16/2016	<0.0005
1/12/2017	
1/13/2017	
1/16/2017	
2/24/2017	<0.0005
2/27/2017	
3/6/2017	
3/7/2017	
3/9/2017	
5/1/2017	
5/2/2017	
5/10/2017	<0.0005
6/27/2017	
6/29/2017	
7/10/2017	
7/11/2017	<0.0005
10/11/2017	
10/12/2017	<0.0005
11/20/2017	
11/21/2017	
1/10/2018	
1/11/2018	
1/12/2018	
2/19/2018	
2/20/2018	
3/29/2018	
3/30/2018	
4/3/2018	
4/4/2018	<0.0005
6/6/2018	
6/7/2018	
6/12/2018	
6/27/2018	
6/28/2018	
8/7/2018	
9/20/2018	<0.0005
9/24/2018	
9/26/2018	
9/27/2018	
3/4/2019	
3/6/2019	

Time Series

Constituent: Cadmium (mg/L) Analysis Run 4/19/2022 5:14 PM

Plant Yates Client: Southern Company Data: Plant Yates AMA-R6

	YGWC-43
4/3/2019	
4/4/2019	
8/21/2019	<0.0005
8/22/2019	
9/24/2019	
9/25/2019	
9/27/2019	
10/9/2019	<0.0005
2/12/2020	
3/24/2020	
3/25/2020	<0.0005
3/26/2020	
9/22/2020	
9/24/2020	
9/25/2020	<0.0005
2/8/2021	
2/9/2021	<0.0005
2/10/2021	
3/2/2021	
3/3/2021	
3/4/2021	<0.0005
8/25/2021	
8/26/2021	
9/3/2021	
9/27/2021	<0.0005
2/8/2022	<0.0005
2/10/2022	
2/11/2022	

Time Series

Constituent: Cadmium (mg/L) Analysis Run 4/19/2022 5:14 PM

Plant Yates Client: Southern Company Data: Plant Yates AMA-R6

	YGWC-49	YGWA-47 (bg)	GWA-2 (bg)	YGWA-14S (bg)	YGWA-1D (bg)	YGWA-1I (bg)	YGWA-2I (bg)	YGWA-30I (bg)	YGWA-3D (bg)
5/1/2007			<0.0005						
9/11/2007			<0.0005						
3/20/2008			<0.0005						
8/27/2008			<0.0005						
3/3/2009			<0.0005						
11/18/2009			<0.0005						
3/3/2010			<0.0005						
9/8/2010			<0.0005						
3/10/2011			<0.0005						
9/8/2011			<0.0005						
3/5/2012			<0.0005						
9/10/2012			<0.0005						
2/6/2013			<0.0005						
8/12/2013			<0.0005						
2/5/2014			<0.0005						
8/5/2014			<0.0005						
2/4/2015			<0.0005						
8/3/2015			<0.0005						
2/16/2016			<0.0005						
6/1/2016					<0.0005	<0.0005			
6/2/2016				<0.0005				<0.0005	<0.0005
7/25/2016						<0.0005		<0.0005	
7/26/2016				<0.0005	<0.0005				<0.0005
8/30/2016		0.0001 (J)							
8/31/2016			<0.0005						
9/1/2016	<0.0005								
9/13/2016					<0.0005	<0.0005			
9/14/2016							<0.0005		
9/15/2016				<0.0005					<0.0005
9/19/2016								<0.0005	
11/1/2016					<0.0005			<0.0005	<0.0005
11/2/2016				<0.0005					
11/4/2016						<0.0005	<0.0005		
11/14/2016		0.0001 (J)							
11/15/2016	<0.0005								
11/28/2016			<0.0005						
12/15/2016							<0.0005		
1/10/2017				<0.0005					
1/11/2017					0.0002 (J)				0.0001 (J)
1/16/2017						<0.0005	<0.0005	<0.0005	
2/21/2017								<0.0005	
2/22/2017			<0.0005						
2/24/2017		9E-05 (J)							
2/27/2017	7E-05 (J)								
3/1/2017									
3/2/2017					<0.0005	<0.0005			<0.0005
3/3/2017							<0.0005		
3/8/2017				7E-05 (J)					
4/26/2017				<0.0005				<0.0005	<0.0005
4/27/2017					<0.0005	<0.0005			
4/28/2017							<0.0005		
5/8/2017		0.0001 (J)	<0.0005						

Time Series

Constituent: Cadmium (mg/L) Analysis Run 4/19/2022 5:14 PM

Plant Yates Client: Southern Company Data: Plant Yates AMA-R6

	YGWC-49	YGWA-47 (bg)	GWA-2 (bg)	YGWA-14S (bg)	YGWA-1D (bg)	YGWA-1I (bg)	YGWA-2I (bg)	YGWA-30I (bg)	YGWA-3D (bg)
5/9/2017	<0.0005								
5/26/2017							<0.0005		
6/27/2017					<0.0005	<0.0005			
6/28/2017							<0.0005		<0.0005
6/30/2017				<0.0005				<0.0005	
7/11/2017		<0.0005							
7/13/2017	<0.0005								
7/17/2017			<0.0005						
10/10/2017		<0.0005							
10/11/2017	<0.0005								
10/16/2017			<0.0005						
2/19/2018			<0.0005						
3/27/2018				<0.0005		<0.0005		<0.0005	
3/28/2018							<0.0005		<0.0005
3/29/2018					<0.0005				
4/2/2018		<0.0005							
4/4/2018	<0.0005								
8/6/2018			<0.0005						
9/19/2018		<0.0005							
9/20/2018	<0.0005								
2/25/2019			<0.0005						
2/26/2019				<0.0005				<0.0005	
2/27/2019					<0.0005	<0.0005	<0.0005		<0.0005
3/28/2019					<0.0005	<0.0005			
3/29/2019				<0.0005			<0.0005		
4/1/2019								<0.0005	<0.0005
6/12/2019			<0.0005						
8/19/2019			<0.0005						
8/20/2019		<0.0005							
9/24/2019					<0.0005	<0.0005	<0.0005		
9/25/2019				<0.0005				<0.0005	<0.0005
9/26/2019	<0.0005								
10/8/2019		<0.0005	<0.0005						
2/10/2020					<0.0005	<0.0005			
2/11/2020							<0.0005		
2/12/2020				<0.0005				<0.0005	<0.0005
3/17/2020		<0.0005	<0.0005						
3/18/2020				<0.0005		<0.0005			
3/19/2020					<0.0005		<0.0005	<0.0005	<0.0005
3/25/2020	<0.0005								
8/26/2020			<0.0005						
8/27/2020		<0.0005							
9/22/2020			<0.0005						
9/23/2020					<0.0005	<0.0005	<0.0005		<0.0005
9/24/2020	<0.0005							<0.0005	
9/25/2020				<0.0005					
2/9/2021	<0.0005								
2/10/2021				<0.0005			<0.0005		<0.0005
2/11/2021								<0.0005	
2/12/2021					<0.0005	<0.0005			
3/1/2021								<0.0005	
3/2/2021			<0.0005	<0.0005					

Time Series

Constituent: Cadmium (mg/L) Analysis Run 4/19/2022 5:14 PM

Plant Yates Client: Southern Company Data: Plant Yates AMA-R6

	YGWC-49	YGWA-47 (bg)	GWA-2 (bg)	YGWA-14S (bg)	YGWA-1D (bg)	YGWA-1I (bg)	YGWA-2I (bg)	YGWA-30I (bg)	YGWA-3D (bg)
3/3/2021					<0.0005	<0.0005	<0.0005		<0.0005
3/4/2021	<0.0005								
8/19/2021		<0.0005		<0.0005	<0.0005	<0.0005		<0.0005	<0.0005
8/20/2021			<0.0005						
8/27/2021							<0.0005		
9/1/2021	<0.0005								
2/8/2022	<0.0005	<0.0005	<0.0005						
2/9/2022					<0.0005	<0.0005	<0.0005		<0.0005
2/10/2022				<0.0005					
2/11/2022								<0.0005	

Time Series

Constituent: Cadmium (mg/L) Analysis Run 4/19/2022 5:14 PM

Plant Yates Client: Southern Company Data: Plant Yates AMA-R6

	YGWA-3I (bg)
5/1/2007	
9/11/2007	
3/20/2008	
8/27/2008	
3/3/2009	
11/18/2009	
3/3/2010	
9/8/2010	
3/10/2011	
9/8/2011	
3/5/2012	
9/10/2012	
2/6/2013	
8/12/2013	
2/5/2014	
8/5/2014	
2/4/2015	
8/3/2015	
2/16/2016	
6/1/2016	<0.0005
6/2/2016	
7/25/2016	<0.0005
7/26/2016	
8/30/2016	
8/31/2016	
9/1/2016	
9/13/2016	
9/14/2016	<0.0005
9/15/2016	
9/19/2016	
11/1/2016	<0.0005
11/2/2016	
11/4/2016	
11/14/2016	
11/15/2016	
11/28/2016	
12/15/2016	
1/10/2017	
1/11/2017	8E-05 (J)
1/16/2017	
2/21/2017	
2/22/2017	
2/24/2017	
2/27/2017	
3/1/2017	<0.0005
3/2/2017	
3/3/2017	
3/8/2017	
4/26/2017	<0.0005
4/27/2017	
4/28/2017	
5/8/2017	

Time Series

Constituent: Cadmium (mg/L) Analysis Run 4/19/2022 5:14 PM

Plant Yates Client: Southern Company Data: Plant Yates AMA-R6

	YGWA-3I (bg)
5/9/2017	
5/26/2017	
6/27/2017	
6/28/2017	<0.0005
6/30/2017	
7/11/2017	
7/13/2017	
7/17/2017	
10/10/2017	
10/11/2017	
10/16/2017	
2/19/2018	
3/27/2018	
3/28/2018	<0.0005
3/29/2018	
4/2/2018	
4/4/2018	
8/6/2018	
9/19/2018	
9/20/2018	
2/25/2019	
2/26/2019	
2/27/2019	<0.0005
3/28/2019	
3/29/2019	
4/1/2019	<0.0005
6/12/2019	
8/19/2019	
8/20/2019	
9/24/2019	
9/25/2019	<0.0005
9/26/2019	
10/8/2019	
2/10/2020	
2/11/2020	<0.0005
2/12/2020	
3/17/2020	
3/18/2020	
3/19/2020	<0.0005
3/25/2020	
8/26/2020	
8/27/2020	
9/22/2020	
9/23/2020	<0.0005
9/24/2020	
9/25/2020	
2/9/2021	
2/10/2021	<0.0005
2/11/2021	
2/12/2021	
3/1/2021	
3/2/2021	

Time Series

Constituent: Cadmium (mg/L) Analysis Run 4/19/2022 5:14 PM

Plant Yates Client: Southern Company Data: Plant Yates AMA-R6

	YGWA-3I (bg)
3/3/2021	<0.0005
3/4/2021	
8/19/2021	
8/20/2021	
8/27/2021	<0.0005
9/1/2021	
2/8/2022	
2/9/2022	<0.0005
2/10/2022	
2/11/2022	

Time Series

Constituent: Cadmium (mg/L) Analysis Run 4/19/2022 5:14 PM

Plant Yates Client: Southern Company Data: Plant Yates AMA-R6

	PZ-35	PZ-37	YGWC-24SA	YGWC-36A	PZ-37D	PZ-52D	PZ-51
6/8/2016			<0.0005				
8/1/2016			<0.0005				
9/2/2016				<0.0005			
9/20/2016			<0.0005				
11/8/2016			<0.0005				
11/14/2016				9E-05 (J)			
1/17/2017			<0.0005				
2/28/2017				0.0001 (J)			
3/8/2017			<0.0005				
5/2/2017			<0.0005				
5/9/2017				0.0002 (J)			
7/7/2017			<0.0005				
7/13/2017				0.0002 (J)			
9/22/2017				0.0002 (J)			
9/29/2017				0.0002 (J)			
10/6/2017				0.0002 (J)			
10/12/2017		0.0002 (J)					
11/21/2017		0.0002 (J)					
1/11/2018		0.0004 (J)					
2/20/2018		<0.0005					
3/30/2018			<0.0005	<0.0005			
4/3/2018		<0.0005					
6/12/2018			<0.0005				
6/13/2018				0.00019 (J)			
6/29/2018		0.00099 (J)					
8/6/2018		0.00063 (J)					
9/24/2018		0.00069 (J)					
9/26/2018			<0.0005	0.00018 (J)			
10/16/2018	<0.0005						
3/5/2019			<0.0005				
3/6/2019				0.00015 (J)			
4/4/2019			<0.0005	0.00019 (J)			
9/26/2019	<0.0005		<0.0005	0.00017 (J)			
3/25/2020	0.00016 (J)			0.00019 (J)			
3/26/2020			<0.0005				
9/23/2020			<0.0005				
9/24/2020	<0.0005						
9/25/2020		0.00039 (J)					
10/7/2020				0.00012 (J)			
2/9/2021		0.00042 (J)	<0.0005				
2/10/2021	<0.0005			<0.0005			
3/3/2021			<0.0005				
3/4/2021	<0.0005	0.00028 (J)		<0.0005			
8/25/2021		0.00094					
9/1/2021	<0.0005		<0.0005				
9/3/2021				<0.0005	<0.0005		
2/10/2022	<0.0005	0.00093	<0.0005				0.0019
2/11/2022				<0.0005	<0.0005	<0.0005	

Time Series

Constituent: Calcium (mg/L) Analysis Run 4/19/2022 5:14 PM

Plant Yates Client: Southern Company Data: Plant Yates AMA-R6

	YAMW-1	YAMW-2	YAMW-3	YAMW-4	YAMW-5	YGWA-17S (bg)	YGWA-18I (bg)	YGWA-18S (bg)	YGWA-20S (bg)
6/6/2016							6.2	1.4	
6/7/2016						2.2			2.3
7/27/2016						2	4.73	1.19	2.08
7/28/2016									
9/16/2016						1.97		1.5	
9/19/2016							4.76		1.97
11/2/2016									2.13
11/3/2016						1.99	5.25	1.31	
1/11/2017						2.28	4.74	1.25	
1/13/2017									2.45
3/1/2017							5.37	1.26	
3/2/2017						2.15			
3/6/2017									2.48
4/26/2017							4.28	1.05	2.3
5/2/2017						1.95			
6/28/2017							4.95	1.06	
6/29/2017						2.02			2.54
10/3/2017									
10/4/2017						2.03		1.1	2.25
10/5/2017							5.28		
6/5/2018									
6/6/2018									2.3
6/7/2018							4.8		
6/11/2018						2.1		1.4	
9/25/2018						2.1	4.6	1	2.3
10/16/2018	14.5 (J)								
4/2/2019						2.5			
4/3/2019							5.3	1.2	2.9
9/24/2019									
9/25/2019						2.6			2.4
9/26/2019	9.3						4.9	1.1	
3/24/2020						2.7	5.3	1	2.6
3/25/2020	4.5								
9/23/2020		1.7		10.5		2.6	5.2	0.91 (J)	
9/24/2020	4.8				61.3				2.6
3/3/2021	6.9	1.5		20.6		2.5	5.2	0.96 (J)	2.4
3/4/2021					53.8				
8/25/2021				11					
8/26/2021					45			0.98 (J)	
8/27/2021						2.7	5.1		2.4
9/1/2021	16.8	1.4							
9/3/2021			42.5						
2/9/2022						2.8	5.1	0.87 (J)	2.3
2/10/2022	21.5	1.3	29.4	11.6	40.8				

Time Series

Constituent: Calcium (mg/L) Analysis Run 4/19/2022 5:14 PM

Plant Yates Client: Southern Company Data: Plant Yates AMA-R6

	YGWA-21I (bg)
6/6/2016	
6/7/2016	3.7
7/27/2016	
7/28/2016	3.15
9/16/2016	
9/19/2016	3.17
11/2/2016	
11/3/2016	3.4
1/11/2017	
1/13/2017	4.98
3/1/2017	
3/2/2017	
3/6/2017	6.28
4/26/2017	6.65
5/2/2017	
6/28/2017	
6/29/2017	6.04
10/3/2017	8.28
10/4/2017	
10/5/2017	
6/5/2018	9.1
6/6/2018	
6/7/2018	
6/11/2018	
9/25/2018	10.4 (J)
10/16/2018	
4/2/2019	8.8
4/3/2019	
9/24/2019	7.7
9/25/2019	
9/26/2019	
3/24/2020	6
3/25/2020	
9/23/2020	
9/24/2020	7.8
3/3/2021	
3/4/2021	8.7
8/25/2021	
8/26/2021	
8/27/2021	
9/1/2021	9.5
9/3/2021	
2/9/2022	9.8
2/10/2022	

Time Series

Constituent: Calcium (mg/L) Analysis Run 4/19/2022 5:14 PM

Plant Yates Client: Southern Company Data: Plant Yates AMA-R6

	YGWA-39 (bg)	YGWA-40 (bg)	YGWA-4I (bg)	YGWA-5D (bg)	YGWA-5I (bg)	YGWC-23S	YGWC-38	YGWC-41	YGWC-42
6/2/2016			8.8	33	2.4				
6/7/2016						9.6			
7/26/2016			7.69	32.3	2.12				
7/28/2016						7.87			
8/30/2016									133
8/31/2016									
9/14/2016			8.49	31	2.18				
9/20/2016						9.28			
11/2/2016			7.83	30.9					
11/4/2016					2.17 (J)				
11/8/2016						8.6			
11/16/2016									125
1/12/2017				35.7	2.37				
1/13/2017			8.08						
1/16/2017						8.85			
2/24/2017									
2/27/2017									139
3/6/2017			8.64						
3/7/2017				32.7	2.34				
3/9/2017						8.4			
5/1/2017			13.4	37					
5/2/2017					2.17	12.9			
5/10/2017									130
6/27/2017				36.5	2.13				
6/29/2017			8.81						
7/10/2017						8.09			
7/11/2017									172
10/3/2017				30.9	2.15				
10/5/2017			9.29						
10/11/2017	2.74					6.36			
10/12/2017		2.9					190	44.5	144
11/20/2017	1.81	10.4					184		
11/21/2017								44.4	
1/10/2018		10.2							
1/11/2018	1.54							43.9	
1/12/2018							178		
2/19/2018		<25						45.3	
2/20/2018	1.71						184		
4/3/2018	1.4	6.3					174	42.7	
4/4/2018									137
6/6/2018				26.2					
6/7/2018			8.2		2.3				
6/12/2018						4.7			
6/27/2018								42.2	
6/28/2018	1.4	6.7					190		
8/7/2018	1.2	6.3					176	40.7	
9/20/2018									108
9/24/2018	1.1	5.7					172	38.5	
9/26/2018			9.5 (J)	25.8	2.3				
9/27/2018						4.1			
3/26/2019		5.6							
3/27/2019	1.5						155		109

Time Series

Constituent: Calcium (mg/L) Analysis Run 4/19/2022 5:14 PM

Plant Yates Client: Southern Company Data: Plant Yates AMA-R6

	YGWA-39 (bg)	YGWA-40 (bg)	YGWA-4I (bg)	YGWA-5D (bg)	YGWA-5I (bg)	YGWC-23S	YGWC-38	YGWC-41	YGWC-42
3/28/2019								26	
4/3/2019			8.4	24.7 (J)	2.8				
4/4/2019						3.7			
9/24/2019				25.8	2.5				
9/25/2019			9.5						
9/27/2019						3.7			
10/9/2019	2.4	4.9					133	27.6	92
3/24/2020		4.8		26.1	2.5				
3/25/2020	2.7		10.5				124	29.6	107
3/26/2020						5.6			
9/22/2020			9.6	27.2	2.6				
9/24/2020	3.7	4.4				7.9			84.3
9/25/2020							93.7	20.5	
3/2/2021				1.6	2.6				
3/3/2021			7.7						
3/4/2021	8.2	4.6				10.2	87	16.4	90.7
8/25/2021						10.6			79.9
8/26/2021	14.1		7.6	25.2	2.5		73.6	12.8	
9/3/2021		5.6							
9/27/2021									
2/8/2022	15.2	6						15	
2/10/2022				24.8	2.5	11.8	68.9		74.4
2/11/2022			7.5						

Time Series

Constituent: Calcium (mg/L) Analysis Run 4/19/2022 5:14 PM

Plant Yates Client: Southern Company Data: Plant Yates AMA-R6

	YGWC-43
6/2/2016	
6/7/2016	
7/26/2016	
7/28/2016	
8/30/2016	
8/31/2016	3.4
9/14/2016	
9/20/2016	
11/2/2016	
11/4/2016	
11/8/2016	
11/16/2016	3.79
1/12/2017	
1/13/2017	
1/16/2017	
2/24/2017	6.42
2/27/2017	
3/6/2017	
3/7/2017	
3/9/2017	
5/1/2017	
5/2/2017	
5/10/2017	7.9
6/27/2017	
6/29/2017	
7/10/2017	
7/11/2017	6.71
10/3/2017	
10/5/2017	
10/11/2017	
10/12/2017	7.05
11/20/2017	
11/21/2017	
1/10/2018	
1/11/2018	
1/12/2018	
2/19/2018	
2/20/2018	
4/3/2018	
4/4/2018	8.6
6/6/2018	
6/7/2018	
6/12/2018	
6/27/2018	
6/28/2018	
8/7/2018	
9/20/2018	15.9 (J)
9/24/2018	
9/26/2018	
9/27/2018	
3/26/2019	
3/27/2019	

Time Series

Constituent: Calcium (mg/L) Analysis Run 4/19/2022 5:14 PM

Plant Yates Client: Southern Company Data: Plant Yates AMA-R6

	YGWC-43
3/28/2019	8.9
4/3/2019	
4/4/2019	
9/24/2019	
9/25/2019	
9/27/2019	
10/9/2019	18.2
3/24/2020	
3/25/2020	12.1
3/26/2020	
9/22/2020	
9/24/2020	
9/25/2020	19.8
3/2/2021	
3/3/2021	
3/4/2021	32.2
8/25/2021	
8/26/2021	
9/3/2021	
9/27/2021	4.1
2/8/2022	9.9
2/10/2022	
2/11/2022	

Time Series

Constituent: Calcium (mg/L) Analysis Run 4/19/2022 5:14 PM

Plant Yates Client: Southern Company Data: Plant Yates AMA-R6

	YGWC-49	YGWA-47 (bg)	GWA-2 (bg)	YGWA-14S (bg)	YGWA-1D (bg)	YGWA-1I (bg)	YGWA-2I (bg)	YGWA-30I (bg)	YGWA-3D (bg)
6/1/2016					12	2.5			
6/2/2016				1.3				1.3	28
7/25/2016						2.16		1.17	
7/26/2016				1.24	11				24.5
8/30/2016		20.9							
8/31/2016			9.31						
9/1/2016	13.9								
9/13/2016					11.8	2.21			
9/14/2016							23.5		
9/15/2016				1.17					27
9/19/2016								1.05	
11/1/2016					11			1.14	25.6
11/2/2016				1.23					
11/4/2016						2.67	23.7		
11/14/2016		18.6							
11/15/2016	13.5								
11/28/2016			9.47 (B)						
12/15/2016							23.1		
1/10/2017				1.24					
1/11/2017					11.2				27.5
1/16/2017						2.45	23.3	1.23	
2/21/2017								1.25	
2/22/2017			10.4						
2/24/2017		16.1							
2/27/2017	12.5								
3/1/2017									
3/2/2017					11	2.57			27.5
3/3/2017							25.1		
3/8/2017				1.21					
4/26/2017				1.14				1.03	30.4
4/27/2017					11.1	2.38			
4/28/2017							30.7		
5/8/2017		14.6	14.2						
5/9/2017	14.4								
5/26/2017							26.2		
6/27/2017					13.8	2.36			
6/28/2017							26.1		29.8
6/30/2017				1.24				1.13	
7/11/2017		14.3							
7/13/2017	14.1								
7/17/2017			14.1						
10/3/2017					14	2.21	26.7		
10/4/2017								1.09	29.7
10/5/2017				1.11					
10/10/2017		12.1							
10/11/2017	12.4								
10/16/2017			13.6						
2/19/2018			<25						
4/2/2018		<25							
4/4/2018	<25								
6/5/2018					15.2 (J)				
6/6/2018						2.3			

Time Series

Constituent: Calcium (mg/L) Analysis Run 4/19/2022 5:14 PM

Plant Yates Client: Southern Company Data: Plant Yates AMA-R6

	YGWC-49	YGWA-47 (bg)	GWA-2 (bg)	YGWA-14S (bg)	YGWA-1D (bg)	YGWA-1I (bg)	YGWA-2I (bg)	YGWA-30I (bg)	YGWA-3D (bg)
6/7/2018							25		29.1
6/8/2018				1.1					
6/11/2018								1.1	
8/6/2018			11.4 (J)						
9/19/2018		11.1 (J)							
9/20/2018	12 (J)								
10/1/2018				0.99	15.1	1.8	25		26.9
10/2/2018								1.1	
2/25/2019			12.7 (J)						
3/27/2019		10.8 (J)							
3/28/2019	11.3 (J)				13.3 (J)	2.2			
3/29/2019				1.1			23.5 (J)		
4/1/2019								1.3	30.1
6/12/2019			18.9						
9/24/2019					15.8	2.3	26.4		
9/25/2019				1.1				1.1	29.5
9/26/2019	12.1								
10/8/2019		9.7	28.3						
3/17/2020		14.8	24.3						
3/18/2020				1.1		2.1			
3/19/2020					15		27.4	1.2	31.5
3/25/2020	13.2								
9/22/2020		10.1	31						
9/23/2020					14.1	1.8	26.3		28.6
9/24/2020	12							1.1	
9/25/2020				1.3					
3/1/2021		10.3						1.2	
3/2/2021			34.2	1.2					
3/3/2021					14.1	1.8	25.6		29.8
3/4/2021	13								
8/19/2021		9.6		1.2	14.2	2		1.2	28.1
8/20/2021			26.5						
8/27/2021							22.6		
9/1/2021	12.1								
2/8/2022	12.7	9.4	25.6						
2/9/2022					14.9	2.1	23.4		30.3
2/10/2022				1.3					
2/11/2022								1.5	

Time Series

Constituent: Calcium (mg/L) Analysis Run 4/19/2022 5:14 PM

Plant Yates Client: Southern Company Data: Plant Yates AMA-R6

	YGWA-3I (bg)
6/1/2016	21
6/2/2016	
7/25/2016	20.3
7/26/2016	
8/30/2016	
8/31/2016	
9/1/2016	
9/13/2016	
9/14/2016	19.7
9/15/2016	
9/19/2016	
11/1/2016	18.4
11/2/2016	
11/4/2016	
11/14/2016	
11/15/2016	
11/28/2016	
12/15/2016	
1/10/2017	
1/11/2017	20.3
1/16/2017	
2/21/2017	
2/22/2017	
2/24/2017	
2/27/2017	
3/1/2017	18.6
3/2/2017	
3/3/2017	
3/8/2017	
4/26/2017	25.6
4/27/2017	
4/28/2017	
5/8/2017	
5/9/2017	
5/26/2017	
6/27/2017	
6/28/2017	23.9
6/30/2017	
7/11/2017	
7/13/2017	
7/17/2017	
10/3/2017	
10/4/2017	22.1
10/5/2017	
10/10/2017	
10/11/2017	
10/16/2017	
2/19/2018	
4/2/2018	
4/4/2018	
6/5/2018	
6/6/2018	

Time Series

Constituent: Calcium (mg/L) Analysis Run 4/19/2022 5:14 PM

Plant Yates Client: Southern Company Data: Plant Yates AMA-R6

	YGWA-3I (bg)
6/7/2018	
6/8/2018	21.9 (J)
6/11/2018	
8/6/2018	
9/19/2018	
9/20/2018	
10/1/2018	19.7
10/2/2018	
2/25/2019	
3/27/2019	
3/28/2019	
3/29/2019	
4/1/2019	20.4 (J)
6/12/2019	
9/24/2019	
9/25/2019	22.4
9/26/2019	
10/8/2019	
3/17/2020	
3/18/2020	
3/19/2020	21.9
3/25/2020	
9/22/2020	
9/23/2020	23.6
9/24/2020	
9/25/2020	
3/1/2021	
3/2/2021	
3/3/2021	20.6
3/4/2021	
8/19/2021	
8/20/2021	
8/27/2021	24.7
9/1/2021	
2/8/2022	
2/9/2022	23.7
2/10/2022	
2/11/2022	

Time Series

Constituent: Calcium (mg/L) Analysis Run 4/19/2022 5:14 PM

Plant Yates Client: Southern Company Data: Plant Yates AMA-R6

	PZ-35	PZ-37	YGWC-24SA	YGWC-36A	PZ-37D	PZ-52D	PZ-51
6/8/2016			1.9				
8/1/2016			1.83				
9/2/2016				11.2			
9/20/2016			1.78				
11/8/2016			1.77				
11/14/2016				7.79			
1/17/2017			1.7				
2/28/2017				8.37			
3/8/2017			1.77				
5/2/2017			1.57				
5/9/2017				13.9			
7/7/2017			1.8				
7/13/2017				16.6			
9/22/2017				18.4			
9/29/2017				16.1			
10/5/2017			1.7				
10/6/2017				16.6			
10/11/2017				18.1			
10/12/2017		122					
11/21/2017		118					
1/11/2018		119					
2/20/2018		124					
4/3/2018		114					
6/12/2018			1.8				
6/13/2018				18.7 (J)			
6/29/2018		129					
8/6/2018		114					
9/24/2018		115					
9/26/2018			1.7	19.8 (J)			
10/16/2018	6.5						
4/4/2019			1.9	16.9 (J)			
9/26/2019	4.7		1.7	11.7			
3/25/2020	7.9			10.6			
3/26/2020			1.7				
9/23/2020			2.4				
9/24/2020	3.6						
9/25/2020		108					
10/7/2020				9.9			
3/3/2021			2.4				
3/4/2021	4.4	118		5.6			
8/25/2021		106					
9/1/2021	7.9		2.3				
9/3/2021				4.1	64		
2/10/2022	8.8	106	2.2				54.7
2/11/2022				4.6	49	27.3	

Time Series

Constituent: Chloride (mg/L) Analysis Run 4/19/2022 5:14 PM

Plant Yates Client: Southern Company Data: Plant Yates AMA-R6

	YAMW-1	YAMW-2	YAMW-3	YAMW-4	YAMW-5	YGWA-17S (bg)	YGWA-18I (bg)	YGWA-18S (bg)	YGWA-20S (bg)
6/6/2016							6.8	6.4	
6/7/2016						4.5			1.9
7/27/2016						4.5	6.7	6.2	1.9
7/28/2016									
9/16/2016						4.5		6.1	
9/19/2016							7		1.9
11/2/2016									2.6
11/3/2016						5.4	7.5	7.4	
1/11/2017						4.7	6.5	6.1	
1/13/2017									2.3
3/1/2017							6.9	6	
3/2/2017						4.8			
3/6/2017									1.9
4/26/2017							7	6.5	2
5/2/2017						4.6			
6/28/2017							7	6.4	
6/29/2017						4.5			2.6
10/3/2017									
10/4/2017						4.7		6.8	2.6
10/5/2017							7		
6/5/2018									
6/6/2018									2.7
6/7/2018							6.8		
6/11/2018						4.9		6.8	
9/25/2018						5.6	7.9	7.8	3.6
10/16/2018	12.1								
4/2/2019						4.8			
4/3/2019							6.9	6.3	3.1
9/24/2019									
9/25/2019						5.7			2.8
9/26/2019	6.4						7	7.1	
3/24/2020						5	7	6.8	2.7
3/25/2020	7.7								
9/23/2020		2.7		1.8		6.6	7.2	7.2	
9/24/2020	6.6				3.7				2.7
3/3/2021	6.1	2.5		22.9		7.1	7	7.2	2.7
3/4/2021					3.7				
8/25/2021				1.5					
8/26/2021					3.9			7.3	
8/27/2021						8.5	7.4		2.8
9/1/2021	5.7	2.6							
2/9/2022						10.9	7.5	7	2.8
2/10/2022	5.3	2.5	3.2	1.4	3.9				

Time Series

Constituent: Chloride (mg/L) Analysis Run 4/19/2022 5:14 PM

Plant Yates Client: Southern Company Data: Plant Yates AMA-R6

	YGWA-21I (bg)
6/6/2016	
6/7/2016	2.8
7/27/2016	
7/28/2016	2.6
9/16/2016	
9/19/2016	2.4
11/2/2016	
11/3/2016	2.9
1/11/2017	
1/13/2017	2.5
3/1/2017	
3/2/2017	
3/6/2017	2.1
4/26/2017	2.1
5/2/2017	
6/28/2017	
6/29/2017	2.8
10/3/2017	2.2
10/4/2017	
10/5/2017	
6/5/2018	1.7
6/6/2018	
6/7/2018	
6/11/2018	
9/25/2018	2.2
10/16/2018	
4/2/2019	2.5
4/3/2019	
9/24/2019	3.1
9/25/2019	
9/26/2019	
3/24/2020	2.8
3/25/2020	
9/23/2020	
9/24/2020	2
3/3/2021	
3/4/2021	1.8
8/25/2021	
8/26/2021	
8/27/2021	
9/1/2021	1.8
2/9/2022	1.7
2/10/2022	

Time Series

Constituent: Chloride (mg/L) Analysis Run 4/19/2022 5:14 PM

Plant Yates Client: Southern Company Data: Plant Yates AMA-R6

	YGWA-39 (bg)	YGWA-40 (bg)	YGWA-4I (bg)	YGWA-5D (bg)	YGWA-5I (bg)	YGWC-23S	YGWC-38	YGWC-41	YGWC-42
6/2/2016			3.7	7.2	4.3				
6/7/2016						2.9			
7/26/2016			3.6	6.6	4.4				
7/28/2016						3.5			
8/30/2016									4.4
8/31/2016									
9/14/2016			3.4	6.6	3.8				
9/20/2016						2.4			
11/2/2016			4.5	7.6					
11/4/2016					4.8				
11/8/2016						2.8			
11/16/2016									4.7
1/12/2017				6.8	3.8				
1/13/2017			4.2						
1/16/2017						1.8			
2/24/2017									
2/27/2017									4.7
3/6/2017			3.6						
3/7/2017				6.8	4.5				
3/9/2017						1.7			
5/1/2017			4.3	7.2					
5/2/2017					4.6	1.8			
5/10/2017									4.4
6/27/2017				7	4.3				
6/29/2017			4.2						
7/10/2017						1.9			
7/11/2017									4.7
10/3/2017				6.5	4.2				
10/5/2017			4.7						
10/11/2017	2.4					2.4			
10/12/2017		3.8					6	3.1	4.3
11/20/2017	1.8	4.4					6.9		
11/21/2017								4.2	
1/10/2018		4.6							
1/11/2018	1.6							3.8	
1/12/2018							6.6		
2/19/2018		4.6						3.5	
2/20/2018	2						6.2		
4/3/2018	3.3	5.9					6.9	4.4	
4/4/2018									3.7
6/6/2018				4.7					
6/7/2018			4.4		4.5				
6/12/2018						1.8			
6/27/2018								3.6	
6/28/2018	2.1	5					6.4		
8/7/2018	1.2	4.3					5.5	3.3	
9/20/2018									3.8
9/24/2018	1.3	4.9					5.9	3.3	
9/26/2018			4.8	4.8	5.1				
9/27/2018						2			
3/26/2019		4.4							
3/27/2019	1.4						6.2		3.9

Time Series

Constituent: Chloride (mg/L) Analysis Run 4/19/2022 5:14 PM

Plant Yates Client: Southern Company Data: Plant Yates AMA-R6

	YGWA-39 (bg)	YGWA-40 (bg)	YGWA-4I (bg)	YGWA-5D (bg)	YGWA-5I (bg)	YGWC-23S	YGWC-38	YGWC-41	YGWC-42
3/28/2019								3.2	
4/3/2019			4.3	4	4.2				
4/4/2019						1.7			
9/24/2019				3.7	4.5				
9/25/2019			4.5						
9/27/2019						1.7			
10/9/2019	2.1	5.1					5	3.3	4.1
3/24/2020		4.7		3.5	4.3				
3/25/2020	1.9		3.9				4	2.7	3.2
3/26/2020						1.6			
9/22/2020			4.5	3.6	4.2				
9/24/2020	2.7	5				2			3.3
9/25/2020							4	3	
3/2/2021				3.2	4.3				
3/3/2021			4.1						
3/4/2021	4.9	4.9				1.8	3.9	3.4	2.7
8/25/2021						2.5			3.4
8/26/2021	7.2		4.4	3.4	4.3		4.1	3.6	
9/3/2021		5.5							
9/27/2021									
2/8/2022	7.4	6.2						3.5	
2/10/2022				3.2	4.4	1.9	4		3.3
2/11/2022			4.1						

Time Series

Constituent: Chloride (mg/L) Analysis Run 4/19/2022 5:14 PM

Plant Yates Client: Southern Company Data: Plant Yates AMA-R6

	YGWC-43
6/2/2016	
6/7/2016	
7/26/2016	
7/28/2016	
8/30/2016	
8/31/2016	1.5
9/14/2016	
9/20/2016	
11/2/2016	
11/4/2016	
11/8/2016	
11/16/2016	1.7
1/12/2017	
1/13/2017	
1/16/2017	
2/24/2017	1.5
2/27/2017	
3/6/2017	
3/7/2017	
3/9/2017	
5/1/2017	
5/2/2017	
5/10/2017	1.2
6/27/2017	
6/29/2017	
7/10/2017	
7/11/2017	1.5
10/3/2017	
10/5/2017	
10/11/2017	
10/12/2017	1.6
11/20/2017	
11/21/2017	
1/10/2018	
1/11/2018	
1/12/2018	
2/19/2018	
2/20/2018	
4/3/2018	
4/4/2018	1.8
6/6/2018	
6/7/2018	
6/12/2018	
6/27/2018	
6/28/2018	
8/7/2018	
9/20/2018	1.9
9/24/2018	
9/26/2018	
9/27/2018	
3/26/2019	
3/27/2019	

Time Series

Constituent: Chloride (mg/L) Analysis Run 4/19/2022 5:14 PM

Plant Yates Client: Southern Company Data: Plant Yates AMA-R6

	YGWC-43
3/28/2019	1.8
4/3/2019	
4/4/2019	
9/24/2019	
9/25/2019	
9/27/2019	
10/9/2019	2.3
3/24/2020	
3/25/2020	1.8
3/26/2020	
9/22/2020	
9/24/2020	
9/25/2020	2.3
3/2/2021	
3/3/2021	
3/4/2021	2.1
8/25/2021	
8/26/2021	
9/3/2021	
9/27/2021	1.1
2/8/2022	2.1
2/10/2022	
2/11/2022	

Time Series

Constituent: Chloride (mg/L) Analysis Run 4/19/2022 5:14 PM

Plant Yates Client: Southern Company Data: Plant Yates AMA-R6

	YGWC-49	YGWA-47 (bg)	GWA-2 (bg)	YGWA-14S (bg)	YGWA-1D (bg)	YGWA-1I (bg)	YGWA-2I (bg)	YGWA-30I (bg)	YGWA-3D (bg)
6/1/2016					1.3	1.6			
6/2/2016				4.1				1.9	1.4
7/25/2016						1.4		1.7	
7/26/2016				4	1.2				1.6
8/30/2016		5.2							
8/31/2016			4						
9/1/2016	5.3								
9/13/2016					1.1	1.3			
9/14/2016							1.1		
9/15/2016				4.2					1.5
9/19/2016								1.6	
11/1/2016					1.3			1.8	1.7
11/2/2016				4.9					
11/4/2016						1.6	1.4		
11/14/2016		6.4							
11/15/2016	5.8								
11/28/2016			4.2						
12/15/2016							2.9		
1/10/2017				4.1					
1/11/2017					1.1				1.2
1/16/2017						1.4	0.98	1.7	
2/21/2017								1.7	
2/22/2017			3.7						
2/24/2017		5.5							
2/27/2017	4.6								
3/1/2017									
3/2/2017					1	1.3			1.2
3/3/2017							1.1		
3/8/2017				4.2					
4/26/2017				4.1				1.7	1.2
4/27/2017					1	1.3			
4/28/2017							0.91		
5/8/2017		5.8	4.2						
5/9/2017	5.3								
5/26/2017							0.93		
6/27/2017					1.1	1.4			
6/28/2017							1		1.3
6/30/2017				3.7				1.8	
7/11/2017		5.8							
7/13/2017	4.7								
7/17/2017			3.8						
10/3/2017					1.1	1.7	1.2		
10/4/2017								1.8	1.5
10/5/2017				3.8					
10/10/2017		5.9							
10/11/2017	5.8								
10/16/2017			4.2						
2/19/2018			4.3						
4/2/2018		4.8							
4/4/2018	4.3								
6/5/2018					1.1				
6/6/2018						1.4			

Time Series

Constituent: Chloride (mg/L) Analysis Run 4/19/2022 5:14 PM

Plant Yates Client: Southern Company Data: Plant Yates AMA-R6

	YGWC-49	YGWA-47 (bg)	GWA-2 (bg)	YGWA-14S (bg)	YGWA-1D (bg)	YGWA-1I (bg)	YGWA-2I (bg)	YGWA-30I (bg)	YGWA-3D (bg)
6/7/2018							1		1.2
6/8/2018				3.4					
6/11/2018								2	
8/6/2018			3.8						
9/19/2018		4							
9/20/2018	4.8								
10/1/2018				3.8	1.1	1.4	1.1		1.5
10/2/2018								1.8	
2/25/2019			4.1						
3/27/2019		4.3							
3/28/2019	4.4				1.4	1.5			
3/29/2019				4.2			1.2		
4/1/2019								1.7	1.2
6/12/2019			4.7						
9/24/2019					1.1	1.3	0.95 (J)		
9/25/2019				4.8				1.6	1.1
9/26/2019	5								
10/8/2019		4.4	5.1						
3/17/2020		4.1	4.8						
3/18/2020				5.2		1.4			
3/19/2020					1.1		0.97 (J)	1.8	1.2
3/25/2020	4.1								
9/22/2020		4.2	4.2						
9/23/2020					0.99 (J)	1.2	0.88 (J)		1.1
9/24/2020	4.6							1.5	
9/25/2020				5.3					
3/1/2021		3.7						1.6	
3/2/2021			4.1	4.9					
3/3/2021					0.96 (J)	1.2	0.86 (J)		1.1
3/4/2021	4.1								
8/19/2021		3.5		5	1.1	1.3		1.6	1.1
8/20/2021			5.2						
8/27/2021							0.99 (J)		
9/1/2021	4.4								
2/8/2022	4.2	3.2	5.7						
2/9/2022					1	1.3	1 (J)		1.1
2/10/2022				4.7					
2/11/2022								2.1	

Time Series

Constituent: Chloride (mg/L) Analysis Run 4/19/2022 5:14 PM

Plant Yates Client: Southern Company Data: Plant Yates AMA-R6

	YGWA-3I (bg)
6/1/2016	1.3
6/2/2016	
7/25/2016	1.3
7/26/2016	
8/30/2016	
8/31/2016	
9/1/2016	
9/13/2016	
9/14/2016	1.3
9/15/2016	
9/19/2016	
11/1/2016	1.4
11/2/2016	
11/4/2016	
11/14/2016	
11/15/2016	
11/28/2016	
12/15/2016	
1/10/2017	
1/11/2017	1.1
1/16/2017	
2/21/2017	
2/22/2017	
2/24/2017	
2/27/2017	
3/1/2017	1.1
3/2/2017	
3/3/2017	
3/8/2017	
4/26/2017	1.1
4/27/2017	
4/28/2017	
5/8/2017	
5/9/2017	
5/26/2017	
6/27/2017	
6/28/2017	1.2
6/30/2017	
7/11/2017	
7/13/2017	
7/17/2017	
10/3/2017	
10/4/2017	1.2
10/5/2017	
10/10/2017	
10/11/2017	
10/16/2017	
2/19/2018	
4/2/2018	
4/4/2018	
6/5/2018	
6/6/2018	

Time Series

Constituent: Chloride (mg/L) Analysis Run 4/19/2022 5:14 PM

Plant Yates Client: Southern Company Data: Plant Yates AMA-R6

	YGWA-3I (bg)
6/7/2018	
6/8/2018	1.2
6/11/2018	
8/6/2018	
9/19/2018	
9/20/2018	
10/1/2018	1.2
10/2/2018	
2/25/2019	
3/27/2019	
3/28/2019	
3/29/2019	
4/1/2019	1.1
6/12/2019	
9/24/2019	
9/25/2019	1.1
9/26/2019	
10/8/2019	
3/17/2020	
3/18/2020	
3/19/2020	1.1
3/25/2020	
9/22/2020	
9/23/2020	1
9/24/2020	
9/25/2020	
3/1/2021	
3/2/2021	
3/3/2021	0.99 (J)
3/4/2021	
8/19/2021	
8/20/2021	
8/27/2021	1.1
9/1/2021	
2/8/2022	
2/9/2022	1.1
2/10/2022	
2/11/2022	

Time Series

Constituent: Chloride (mg/L) Analysis Run 4/19/2022 5:14 PM

Plant Yates Client: Southern Company Data: Plant Yates AMA-R6

	PZ-35	PZ-37	YGWC-24SA	YGWC-36A	PZ-37D	PZ-52D	PZ-51
6/8/2016			5.9				
8/1/2016			5.3				
9/2/2016				6.3			
9/20/2016			5.5				
11/8/2016			6.4				
11/14/2016				6.7			
1/17/2017			5.5				
2/28/2017				5.4			
3/8/2017			5.4				
5/2/2017			5.7				
5/9/2017				5.7			
7/7/2017			5.7				
7/13/2017				5.4			
9/22/2017				6.9			
9/29/2017				5.5			
10/5/2017			6				
10/6/2017				5.5			
10/11/2017				6.4			
10/12/2017		5.4					
11/21/2017		6.5					
1/11/2018		5					
2/20/2018		5.2					
4/3/2018		4.8					
6/12/2018			6.2				
6/13/2018				5.6			
6/29/2018		5.7					
8/6/2018		4.8					
9/24/2018		4.9					
9/26/2018			6.9	6			
10/16/2018	8.5						
4/4/2019			5.9	5.4			
9/26/2019	7.5		6.5	7.1			
3/25/2020	6.8			6.3			
3/26/2020			5.4				
9/23/2020			9.3				
9/24/2020	7.5						
9/25/2020		4.3					
10/7/2020				8.7			
3/3/2021			8.6				
3/4/2021	6.7	3.9		6.6			
8/25/2021		7					
9/1/2021	6.3		8.9				
9/3/2021				7	7.1		
2/10/2022	5.6	4.2	8.7				4.2
2/11/2022				6.6	12.5	6.7	

Time Series

Constituent: Chromium (mg/L) Analysis Run 4/19/2022 5:14 PM

Plant Yates Client: Southern Company Data: Plant Yates AMA-R6

	YAMW-1	YAMW-2	YAMW-3	YAMW-4	YAMW-5	YGWA-17S (bg)	YGWA-18I (bg)	YGWA-18S (bg)	YGWA-20S (bg)
6/6/2016							0.0012 (J)	<0.005	
6/7/2016						<0.005			<0.005
7/27/2016						0.0008 (J)	0.0007 (J)	0.0006 (J)	0.0005 (J)
7/28/2016									
9/16/2016						<0.005		<0.005	
9/19/2016							<0.005		<0.005
11/2/2016									<0.005
11/3/2016						<0.005	<0.005	<0.005	
1/11/2017						<0.005	<0.005	<0.005	
1/13/2017									<0.005
3/1/2017							0.0012 (J)	<0.005	
3/2/2017						0.001 (J)			
3/6/2017									<0.005
4/26/2017							0.0005 (J)	0.0003 (J)	0.0007 (J)
5/2/2017						0.0007 (J)			
6/28/2017							0.0006 (J)	<0.005	
6/29/2017						0.0006 (J)			0.0005 (J)
3/28/2018						<0.005	<0.005	<0.005	
3/29/2018									<0.005
3/5/2019						<0.005		<0.005	<0.005
3/6/2019							<0.005		
2/11/2020						0.00087 (J)	0.001 (J)	0.00088 (J)	
2/12/2020									0.00045 (J)
3/24/2020						0.00087 (J)	0.00095 (J)	0.0011 (J)	0.00077 (J)
3/25/2020	0.00058 (J)								
9/23/2020		0.00071 (J)		<0.005		0.00098 (J)	0.00092 (J)	0.0012 (J)	
9/24/2020	0.00074 (J)				<0.005				0.00076 (J)
2/9/2021	0.001 (J)	0.0011 (J)		0.00057 (J)	<0.005		0.00083 (J)	0.0013 (J)	0.00056 (J)
3/3/2021	0.00076 (J)	0.0012 (J)		<0.005		0.00082 (J)	0.00087 (J)	0.001 (J)	<0.005
3/4/2021					<0.005				
8/25/2021				<0.005					
8/26/2021					<0.005			<0.005	
8/27/2021						<0.005	<0.005		<0.005
9/1/2021	<0.005	0.003 (J)							
2/9/2022						<0.005	<0.005	0.0014 (J)	<0.005
2/10/2022	0.0013 (J)	<0.005	0.0011 (J)	<0.005	0.0016 (J)				

Time Series

Constituent: Chromium (mg/L) Analysis Run 4/19/2022 5:14 PM

Plant Yates Client: Southern Company Data: Plant Yates AMA-R6

	YGWA-21I (bg)
6/6/2016	
6/7/2016	<0.005
7/27/2016	
7/28/2016	<0.005
9/16/2016	
9/19/2016	<0.005
11/2/2016	
11/3/2016	<0.005
1/11/2017	
1/13/2017	<0.005
3/1/2017	
3/2/2017	
3/6/2017	<0.005
4/26/2017	<0.005
5/2/2017	
6/28/2017	
6/29/2017	<0.005
3/28/2018	
3/29/2018	<0.005
3/5/2019	<0.005
3/6/2019	
2/11/2020	
2/12/2020	<0.005
3/24/2020	<0.005
3/25/2020	
9/23/2020	
9/24/2020	<0.005
2/9/2021	<0.005
3/3/2021	
3/4/2021	<0.005
8/25/2021	
8/26/2021	
8/27/2021	
9/1/2021	<0.005
2/9/2022	<0.005
2/10/2022	

Time Series

Constituent: Chromium (mg/L) Analysis Run 4/19/2022 5:14 PM

Plant Yates Client: Southern Company Data: Plant Yates AMA-R6

	YGWA-39 (bg)	YGWA-40 (bg)	YGWA-4I (bg)	YGWA-5D (bg)	YGWA-5I (bg)	YGWC-23S	YGWC-38	YGWC-41	YGWC-42
6/2/2016			<0.005	<0.005	<0.005				
6/7/2016						<0.005			
7/26/2016			<0.005	<0.005	<0.005				
7/28/2016						0.0008 (J)			
8/30/2016									<0.005
8/31/2016									
9/14/2016			<0.005	<0.005	<0.005				
9/20/2016						<0.005			
11/2/2016			<0.005	<0.005					
11/4/2016					<0.005				
11/8/2016						<0.005			
11/16/2016									<0.005
1/12/2017				<0.005	<0.005				
1/13/2017			<0.005						
1/16/2017						<0.005			
2/24/2017									
2/27/2017									<0.005
3/6/2017			<0.005						
3/7/2017				<0.005	<0.005				
3/9/2017						<0.005			
5/1/2017			<0.005	0.0004 (J)					
5/2/2017					<0.005	0.0007 (J)			
5/10/2017									0.0006 (J)
6/27/2017				<0.005	<0.005				
6/29/2017			<0.005						
7/10/2017						<0.005			
7/11/2017									<0.005
10/11/2017	<0.005								
10/12/2017		<0.005					0.0005 (J)	<0.005	<0.005
11/20/2017	<0.005	<0.005					<0.005		
11/21/2017								<0.005	
1/10/2018		<0.005							
1/11/2018	<0.005							<0.005	
1/12/2018							<0.005		
2/19/2018		<0.005						<0.005	
2/20/2018	<0.005						<0.005		
3/29/2018			<0.005	<0.005	<0.005				
3/30/2018						<0.005			
4/3/2018	<0.005	<0.005					<0.005	<0.005	
4/4/2018									<0.005
6/27/2018								<0.005	
6/28/2018	<0.005	<0.005					<0.005		
8/7/2018	<0.005	<0.005					<0.005	<0.005	
9/20/2018									<0.005
9/24/2018	<0.005	<0.005					<0.005	<0.005	
3/4/2019			<0.005	<0.005	<0.005				
3/6/2019						<0.005			
8/21/2019	<0.005	0.00053 (J)							
8/22/2019							<0.005	<0.005	<0.005
10/9/2019	<0.005	0.0012 (J)					<0.005	<0.005	0.00043 (J)
2/12/2020	<0.005	0.00065 (J)	<0.005	<0.005	0.00043 (J)				
3/24/2020		0.00055 (J)		<0.005	0.0014 (J)				

Time Series

Constituent: Chromium (mg/L) Analysis Run 4/19/2022 5:14 PM

Plant Yates Client: Southern Company Data: Plant Yates AMA-R6

	YGWA-39 (bg)	YGWA-40 (bg)	YGWA-4I (bg)	YGWA-5D (bg)	YGWA-5I (bg)	YGWC-23S	YGWC-38	YGWC-41	YGWC-42
3/25/2020	<0.005		0.00058 (J)				0.00065 (J)	0.00039 (J)	0.0013 (J)
3/26/2020						0.0019 (J)			
9/22/2020			<0.005	0.0011 (J)	<0.005				
9/24/2020	<0.005	<0.005				0.0011 (J)			<0.005
9/25/2020							<0.005	<0.005	
2/8/2021				<0.005	<0.005				
2/9/2021			<0.005			0.00086 (J)	<0.005		
2/10/2021	<0.005	<0.005						<0.005	<0.005
3/2/2021				<0.005	<0.005				
3/3/2021			0.0013 (J)						
3/4/2021	<0.005	<0.005				0.00078 (J)	<0.005	<0.005	<0.005
8/25/2021						<0.005			<0.005
8/26/2021	<0.005		<0.005	<0.005	<0.005		<0.005	<0.005	
9/3/2021		<0.005							
9/27/2021									
2/8/2022	<0.005	<0.005						<0.005	
2/10/2022				<0.005	<0.005	<0.005	<0.005		<0.005
2/11/2022			<0.005						

Time Series

Constituent: Chromium (mg/L) Analysis Run 4/19/2022 5:14 PM

Plant Yates Client: Southern Company Data: Plant Yates AMA-R6

	YGWC-43
6/2/2016	
6/7/2016	
7/26/2016	
7/28/2016	
8/30/2016	
8/31/2016	<0.005
9/14/2016	
9/20/2016	
11/2/2016	
11/4/2016	
11/8/2016	
11/16/2016	<0.005
1/12/2017	
1/13/2017	
1/16/2017	
2/24/2017	<0.005
2/27/2017	
3/6/2017	
3/7/2017	
3/9/2017	
5/1/2017	
5/2/2017	
5/10/2017	0.0005 (J)
6/27/2017	
6/29/2017	
7/10/2017	
7/11/2017	<0.005
10/11/2017	
10/12/2017	<0.005
11/20/2017	
11/21/2017	
1/10/2018	
1/11/2018	
1/12/2018	
2/19/2018	
2/20/2018	
3/29/2018	
3/30/2018	
4/3/2018	
4/4/2018	<0.005
6/27/2018	
6/28/2018	
8/7/2018	
9/20/2018	<0.005
9/24/2018	
3/4/2019	
3/6/2019	
8/21/2019	0.00062 (J)
8/22/2019	
10/9/2019	0.00074 (J)
2/12/2020	
3/24/2020	

Time Series

Constituent: Chromium (mg/L) Analysis Run 4/19/2022 5:14 PM

Plant Yates Client: Southern Company Data: Plant Yates AMA-R6

	YGWC-43
3/25/2020	<0.005
3/26/2020	
9/22/2020	
9/24/2020	
9/25/2020	0.00071 (J)
2/8/2021	
2/9/2021	<0.005
2/10/2021	
3/2/2021	
3/3/2021	
3/4/2021	<0.005
8/25/2021	
8/26/2021	
9/3/2021	
9/27/2021	<0.005
2/8/2022	<0.005
2/10/2022	
2/11/2022	

Time Series

Constituent: Chromium (mg/L) Analysis Run 4/19/2022 5:14 PM

Plant Yates Client: Southern Company Data: Plant Yates AMA-R6

	YGWC-49	YGWA-47 (bg)	GWA-2 (bg)	YGWA-14S (bg)	YGWA-1D (bg)	YGWA-1I (bg)	YGWA-2I (bg)	YGWA-30I (bg)	YGWA-3D (bg)
5/1/2007			0.0029						
9/11/2007			0.0084						
3/20/2008			0.0027						
8/27/2008			0.0026						
3/3/2009			0.0022						
11/18/2009			0.0036						
3/3/2010			<0.005						
9/8/2010			<0.005						
3/10/2011			<0.005						
9/8/2011			<0.005						
3/5/2012			<0.005						
9/10/2012			<0.005						
2/6/2013			<0.005						
8/12/2013			<0.005						
2/5/2014			0.0059						
8/5/2014			<0.005						
2/4/2015			<0.005						
8/3/2015			0.0011 (J)						
2/16/2016			<0.005						
6/1/2016					0.0035	<0.005			
6/2/2016				<0.005				<0.005	0.0013 (J)
7/25/2016						<0.005		<0.005	
7/26/2016				<0.005	<0.005				<0.005
8/30/2016		<0.005							
8/31/2016			<0.005						
9/1/2016	0.0013 (J)								
9/13/2016					<0.005	<0.005			
9/14/2016							<0.005		
9/15/2016				<0.005					<0.005
9/19/2016								<0.005	
11/1/2016					<0.005			<0.005	<0.005
11/2/2016				<0.005					
11/4/2016						<0.005	<0.005		
11/14/2016		0.0093 (J)							
11/15/2016	0.0014 (J)								
11/28/2016			<0.005						
12/15/2016							<0.005		
1/10/2017				<0.005					
1/11/2017					<0.005				<0.005
1/16/2017						<0.005	<0.005	<0.005	
2/21/2017								<0.005	
2/22/2017			<0.005						
2/24/2017		<0.005							
2/27/2017	0.0016 (J)								
3/1/2017									
3/2/2017					0.0009 (J)	0.0004 (J)			0.0006 (J)
3/3/2017							0.0005 (J)		
3/8/2017				<0.005					
4/26/2017				<0.005				0.0016 (J)	<0.005
4/27/2017					<0.005	<0.005			
4/28/2017							0.0004 (J)		
5/8/2017		<0.005	<0.005						

Time Series

Constituent: Chromium (mg/L) Analysis Run 4/19/2022 5:14 PM

Plant Yates Client: Southern Company Data: Plant Yates AMA-R6

	YGWC-49	YGWA-47 (bg)	GWA-2 (bg)	YGWA-14S (bg)	YGWA-1D (bg)	YGWA-1I (bg)	YGWA-2I (bg)	YGWA-30I (bg)	YGWA-3D (bg)
5/9/2017	0.0017 (J)								
5/26/2017							<0.005		
6/27/2017					<0.005	<0.005			
6/28/2017							<0.005		<0.005
6/30/2017				<0.005				<0.005	
7/11/2017		<0.005							
7/13/2017	0.0019 (J)								
7/17/2017			<0.005						
10/10/2017		<0.005							
10/11/2017	0.0014 (J)								
10/16/2017			<0.005						
2/19/2018			<0.005						
3/27/2018				<0.005		<0.005		<0.005	
3/28/2018							<0.005		<0.005
3/29/2018					<0.005				
4/2/2018		<0.005							
4/4/2018	<0.005								
8/6/2018			<0.005						
9/19/2018		<0.005							
9/20/2018	0.0017 (J)								
2/25/2019			<0.005						
2/26/2019				<0.005				<0.005	
2/27/2019					<0.005	<0.005	<0.005		<0.005
3/28/2019					<0.005	0.0021 (J)			
3/29/2019				<0.005			<0.005		
4/1/2019								<0.005	<0.005
6/12/2019			<0.005						
8/19/2019			<0.005						
8/20/2019		<0.005							
9/24/2019					0.00072 (J)	0.0028 (J)	<0.005		
9/25/2019				<0.005				<0.005	0.0014 (J)
10/8/2019			<0.005						
2/10/2020					0.00042 (J)	<0.005			
2/11/2020							<0.005		
2/12/2020				<0.005				<0.005	<0.005
3/17/2020			<0.005						
3/18/2020				<0.005		0.00044 (J)			
3/19/2020					0.00084 (J)		0.00048 (J)	<0.005	<0.005
3/25/2020	0.0019 (J)								
8/26/2020			<0.005						
8/27/2020		<0.005							
9/22/2020		<0.005	<0.005						
9/23/2020					0.00062 (J)	0.00058 (J)	<0.005		<0.005
9/24/2020	0.0019 (J)							<0.005	
9/25/2020				<0.005					
2/9/2021	0.002 (J)								
2/10/2021				<0.005			<0.005		<0.005
2/11/2021								<0.005	
2/12/2021					<0.005	<0.005			
3/1/2021		<0.005						<0.005	
3/2/2021			<0.005	<0.005					
3/3/2021					<0.005	<0.005	<0.005		<0.005

Time Series

Constituent: Chromium (mg/L) Analysis Run 4/19/2022 5:14 PM

Plant Yates Client: Southern Company Data: Plant Yates AMA-R6

	YGWC-49	YGWA-47 (bg)	GWA-2 (bg)	YGWA-14S (bg)	YGWA-1D (bg)	YGWA-1I (bg)	YGWA-2I (bg)	YGWA-30I (bg)	YGWA-3D (bg)
3/4/2021	0.0017 (J)								
8/19/2021		<0.005		<0.005	<0.005	<0.005		<0.005	<0.005
8/20/2021			<0.005						
8/27/2021							<0.005		
9/1/2021	0.002 (J)								
2/8/2022	0.0021 (J)	<0.005	<0.005						
2/9/2022					<0.005	<0.005	<0.005		<0.005
2/10/2022				<0.005					
2/11/2022								<0.005	

Time Series

Constituent: Chromium (mg/L) Analysis Run 4/19/2022 5:14 PM

Plant Yates Client: Southern Company Data: Plant Yates AMA-R6

	YGWA-3I (bg)
5/1/2007	
9/11/2007	
3/20/2008	
8/27/2008	
3/3/2009	
11/18/2009	
3/3/2010	
9/8/2010	
3/10/2011	
9/8/2011	
3/5/2012	
9/10/2012	
2/6/2013	
8/12/2013	
2/5/2014	
8/5/2014	
2/4/2015	
8/3/2015	
2/16/2016	
6/1/2016	<0.005
6/2/2016	
7/25/2016	<0.005
7/26/2016	
8/30/2016	
8/31/2016	
9/1/2016	
9/13/2016	
9/14/2016	<0.005
9/15/2016	
9/19/2016	
11/1/2016	<0.005
11/2/2016	
11/4/2016	
11/14/2016	
11/15/2016	
11/28/2016	
12/15/2016	
1/10/2017	
1/11/2017	<0.005
1/16/2017	
2/21/2017	
2/22/2017	
2/24/2017	
2/27/2017	
3/1/2017	0.0004 (J)
3/2/2017	
3/3/2017	
3/8/2017	
4/26/2017	<0.005
4/27/2017	
4/28/2017	
5/8/2017	

Time Series

Constituent: Chromium (mg/L) Analysis Run 4/19/2022 5:14 PM

Plant Yates Client: Southern Company Data: Plant Yates AMA-R6

	YGWA-3I (bg)
5/9/2017	
5/26/2017	
6/27/2017	
6/28/2017	<0.005
6/30/2017	
7/11/2017	
7/13/2017	
7/17/2017	
10/10/2017	
10/11/2017	
10/16/2017	
2/19/2018	
3/27/2018	
3/28/2018	<0.005
3/29/2018	
4/2/2018	
4/4/2018	
8/6/2018	
9/19/2018	
9/20/2018	
2/25/2019	
2/26/2019	
2/27/2019	<0.005
3/28/2019	
3/29/2019	
4/1/2019	<0.005
6/12/2019	
8/19/2019	
8/20/2019	
9/24/2019	
9/25/2019	0.0019 (J)
10/8/2019	
2/10/2020	
2/11/2020	<0.005
2/12/2020	
3/17/2020	
3/18/2020	
3/19/2020	<0.005
3/25/2020	
8/26/2020	
8/27/2020	
9/22/2020	
9/23/2020	<0.005
9/24/2020	
9/25/2020	
2/9/2021	
2/10/2021	<0.005
2/11/2021	
2/12/2021	
3/1/2021	
3/2/2021	
3/3/2021	<0.005

Time Series

Constituent: Chromium (mg/L) Analysis Run 4/19/2022 5:14 PM

Plant Yates Client: Southern Company Data: Plant Yates AMA-R6

	YGWA-3I (bg)
3/4/2021	
8/19/2021	
8/20/2021	
8/27/2021	<0.005
9/1/2021	
2/8/2022	
2/9/2022	<0.005
2/10/2022	
2/11/2022	

Time Series

Constituent: Chromium (mg/L) Analysis Run 4/19/2022 5:14 PM

Plant Yates Client: Southern Company Data: Plant Yates AMA-R6

	PZ-35	PZ-37	YGWC-24SA	YGWC-36A	PZ-37D	PZ-52D	PZ-51
6/8/2016			<0.005				
8/1/2016			<0.005				
9/2/2016				<0.005			
9/20/2016			<0.005				
11/8/2016			<0.005				
11/14/2016				0.0035			
1/17/2017			<0.005				
2/28/2017				<0.005			
3/8/2017			<0.005				
5/2/2017			0.0011 (J)				
5/9/2017				<0.005			
7/7/2017			<0.005				
7/13/2017				<0.005			
9/22/2017				<0.005			
9/29/2017				<0.005			
10/6/2017				<0.005			
10/12/2017		0.0019 (J)					
11/21/2017		0.0017 (J)					
1/11/2018		0.001 (J)					
2/20/2018		<0.005					
3/30/2018			<0.005	<0.005			
4/3/2018		<0.005					
6/29/2018		<0.005					
8/6/2018		<0.005					
9/24/2018		<0.005					
3/5/2019			<0.005				
3/6/2019				<0.005			
3/25/2020	0.0012 (J)			0.00074 (J)			
3/26/2020			0.00094 (J)				
9/23/2020			<0.005				
9/24/2020	0.00061 (J)						
9/25/2020		<0.005					
10/7/2020				0.0013 (J)			
2/9/2021		<0.005	0.0011 (J)				
2/10/2021	0.0006 (J)			0.00094 (J)			
3/3/2021			<0.005				
3/4/2021	0.0007 (J)	<0.005		<0.005			
8/25/2021		<0.005					
9/1/2021	<0.005		<0.005				
9/3/2021				<0.005	<0.005		
2/10/2022	<0.005	<0.005	<0.005				<0.005
2/11/2022				<0.005	<0.005	0.0011 (J)	

Time Series

Constituent: Cobalt (mg/L) Analysis Run 4/19/2022 5:14 PM

Plant Yates Client: Southern Company Data: Plant Yates AMA-R6

	YAMW-1	YAMW-2	YAMW-3	YAMW-4	YAMW-5	YGWA-17S (bg)	YGWA-18I (bg)	YGWA-18S (bg)	YGWA-20S (bg)
6/6/2016							<0.005	0.00061 (J)	
6/7/2016						<0.005			<0.005
7/27/2016						<0.005	<0.005	0.0004 (J)	<0.005
7/28/2016									
9/16/2016						<0.005		0.0008 (J)	
9/19/2016							<0.005		<0.005
11/2/2016									<0.005
11/3/2016						<0.005	<0.005	<0.005	
1/11/2017						<0.005	<0.005	<0.005	
1/13/2017									<0.005
3/1/2017							<0.005	<0.005	
3/2/2017						<0.005			
3/6/2017									<0.005
4/26/2017							<0.005	<0.005	<0.005
5/2/2017						<0.005			
6/28/2017							<0.005	<0.005	
6/29/2017						<0.005			<0.005
3/28/2018						<0.005	<0.005	<0.005	
3/29/2018									<0.005
6/5/2018									
6/6/2018									<0.005
6/7/2018							<0.005		
6/11/2018						<0.005		<0.005	
9/25/2018						<0.005	<0.005	<0.005	<0.005
10/16/2018	0.032								
3/5/2019						<0.005		<0.005	<0.005
3/6/2019							<0.005		
4/2/2019						<0.005			
4/3/2019							<0.005	<0.005	<0.005
9/24/2019									
9/25/2019						<0.005			<0.005
9/26/2019	0.015						<0.005	<0.005	
1/3/2020	<0.005								
2/11/2020						<0.005	<0.005	<0.005	
2/12/2020									<0.005
3/24/2020						<0.005	<0.005	<0.005	<0.005
3/25/2020	<0.005								
9/23/2020		0.0025 (J)		0.00052 (J)		<0.005	<0.005	<0.005	
9/24/2020	0.01				0.00077 (J)				<0.005
2/9/2021	0.03	0.001 (J)		0.00063 (J)	<0.005		<0.005	<0.005	<0.005
3/3/2021	0.018	0.00082 (J)		0.001 (J)		<0.005	<0.005	<0.005	<0.005
3/4/2021					<0.005				
8/25/2021				0.00041 (J)					
8/26/2021					<0.005			<0.005	
8/27/2021						<0.005	<0.005		<0.005
9/1/2021	0.022	0.00093 (J)							
2/9/2022						<0.005	<0.005	<0.005	<0.005
2/10/2022	0.011	0.00052 (J)	0.16	0.00044 (J)	<0.005				

Time Series

Constituent: Cobalt (mg/L) Analysis Run 4/19/2022 5:14 PM

Plant Yates Client: Southern Company Data: Plant Yates AMA-R6

	YGWA-21I (bg)
6/6/2016	
6/7/2016	0.0056
7/27/2016	
7/28/2016	0.0032 (J)
9/16/2016	
9/19/2016	0.0047 (J)
11/2/2016	
11/3/2016	0.013
1/11/2017	
1/13/2017	0.011
3/1/2017	
3/2/2017	
3/6/2017	0.011
4/26/2017	0.009 (J)
5/2/2017	
6/28/2017	
6/29/2017	0.0093 (J)
3/28/2018	
3/29/2018	<0.005
6/5/2018	0.0041 (J)
6/6/2018	
6/7/2018	
6/11/2018	
9/25/2018	0.0044 (J)
10/16/2018	
3/5/2019	0.0039 (J)
3/6/2019	
4/2/2019	0.0039 (J)
4/3/2019	
9/24/2019	0.0032 (J)
9/25/2019	
9/26/2019	
1/3/2020	
2/11/2020	
2/12/2020	0.0081
3/24/2020	0.0061
3/25/2020	
9/23/2020	
9/24/2020	0.0079
2/9/2021	0.009
3/3/2021	
3/4/2021	0.0065
8/25/2021	
8/26/2021	
8/27/2021	
9/1/2021	0.0068
2/9/2022	0.0078
2/10/2022	

Time Series

Constituent: Cobalt (mg/L) Analysis Run 4/19/2022 5:14 PM

Plant Yates Client: Southern Company Data: Plant Yates AMA-R6

	YGWA-39 (bg)	YGWA-40 (bg)	YGWA-4I (bg)	YGWA-5D (bg)	YGWA-5I (bg)	YGWC-23S	YGWC-38	YGWC-41	YGWC-42
6/2/2016			0.00082 (J)	<0.005	<0.005				
6/7/2016						<0.005			
7/26/2016			0.0012 (J)	<0.005	<0.005				
7/28/2016						<0.005			
8/30/2016									0.0025 (J)
8/31/2016									
9/14/2016			0.0006 (J)	<0.005	<0.005				
9/20/2016						<0.005			
11/2/2016			<0.005	<0.005					
11/4/2016					<0.005				
11/8/2016						<0.005			
11/16/2016									0.002 (J)
1/12/2017				<0.005	<0.005				
1/13/2017			0.0029 (J)						
1/16/2017						<0.005			
2/24/2017									
2/27/2017									0.0021 (J)
3/6/2017			0.0006 (J)						
3/7/2017				<0.005	<0.005				
3/9/2017						<0.005			
5/1/2017			<0.005	<0.005					
5/2/2017					<0.005	<0.005			
5/10/2017									0.0021 (J)
6/27/2017				<0.005	<0.005				
6/29/2017			0.0005 (J)						
7/10/2017						<0.005			
7/11/2017									0.0014 (J)
10/11/2017	<0.005								
10/12/2017		<0.005					<0.005	0.0011 (J)	0.0017 (J)
11/20/2017	<0.005	<0.005					<0.005		
11/21/2017								0.0003 (J)	
1/10/2018		<0.005							
1/11/2018	<0.005							0.0003 (J)	
1/12/2018							<0.005		
2/19/2018		<0.005						<0.005	
2/20/2018	<0.005						<0.005		
3/29/2018			<0.005	<0.005	<0.005				
3/30/2018						<0.005			
4/3/2018	<0.005	<0.005					<0.005	<0.005	
4/4/2018									<0.005
6/6/2018				<0.005					
6/7/2018			0.00058 (J)		<0.005				
6/12/2018						<0.005			
6/27/2018								0.00069 (J)	
6/28/2018	<0.005	<0.005					<0.005		
8/7/2018	<0.005	<0.005					<0.005	<0.005	
9/20/2018									0.003 (J)
9/24/2018	<0.005	<0.005					<0.005	<0.005	
9/26/2018			<0.005	<0.005	<0.005				
9/27/2018						<0.005			
3/4/2019			<0.005	<0.005	<0.005				
3/6/2019						<0.005			

Time Series

Constituent: Cobalt (mg/L) Analysis Run 4/19/2022 5:14 PM

Plant Yates Client: Southern Company Data: Plant Yates AMA-R6

	YGWA-39 (bg)	YGWA-40 (bg)	YGWA-4I (bg)	YGWA-5D (bg)	YGWA-5I (bg)	YGWC-23S	YGWC-38	YGWC-41	YGWC-42
4/3/2019			0.00083 (J)	<0.005	<0.005				
4/4/2019						<0.005			
8/21/2019	0.00034 (J)	<0.005							
8/22/2019							<0.005	<0.005	0.0019 (J)
9/24/2019				<0.005	<0.005				
9/25/2019			<0.005						
9/27/2019						<0.005			
10/9/2019	<0.005	<0.005					<0.005	<0.005	0.0019 (J)
2/12/2020	0.00034 (J)	<0.005	<0.005	0.00037 (J)	<0.005				
3/24/2020		<0.005		0.00035 (J)	<0.005				
3/25/2020	0.00034 (J)		0.00056 (J)				<0.005	<0.005	0.0018 (J)
3/26/2020						<0.005			
9/22/2020			<0.005	<0.005	<0.005				
9/24/2020	0.00053 (J)	<0.005				<0.005			0.0017 (J)
9/25/2020							<0.005	<0.005	
2/8/2021				<0.005	<0.005				
2/9/2021			<0.005			<0.005	<0.005		
2/10/2021	0.00098 (J)	<0.005						<0.005	0.0019 (J)
3/2/2021				<0.005	<0.005				
3/3/2021			<0.005						
3/4/2021	0.00071 (J)	<0.005				<0.005	<0.005	<0.005	0.0018 (J)
8/25/2021						<0.005			0.0014 (J)
8/26/2021	0.0011 (J)		0.00042 (J)	<0.005	<0.005		<0.005	<0.005	
9/3/2021		<0.005							
9/27/2021									
2/8/2022	0.0012 (J)	<0.005						<0.005	
2/10/2022				<0.005	<0.005	<0.005	<0.005		0.0017 (J)
2/11/2022			<0.005						

Time Series

Constituent: Cobalt (mg/L) Analysis Run 4/19/2022 5:14 PM

Plant Yates Client: Southern Company Data: Plant Yates AMA-R6

	YGWC-43
6/2/2016	
6/7/2016	
7/26/2016	
7/28/2016	
8/30/2016	
8/31/2016	<0.005
9/14/2016	
9/20/2016	
11/2/2016	
11/4/2016	
11/8/2016	
11/16/2016	<0.005
1/12/2017	
1/13/2017	
1/16/2017	
2/24/2017	<0.005
2/27/2017	
3/6/2017	
3/7/2017	
3/9/2017	
5/1/2017	
5/2/2017	
5/10/2017	<0.005
6/27/2017	
6/29/2017	
7/10/2017	
7/11/2017	<0.005
10/11/2017	
10/12/2017	0.0006 (J)
11/20/2017	
11/21/2017	
1/10/2018	
1/11/2018	
1/12/2018	
2/19/2018	
2/20/2018	
3/29/2018	
3/30/2018	
4/3/2018	
4/4/2018	<0.005
6/6/2018	
6/7/2018	
6/12/2018	
6/27/2018	
6/28/2018	
8/7/2018	
9/20/2018	0.0034 (J)
9/24/2018	
9/26/2018	
9/27/2018	
3/4/2019	
3/6/2019	

Time Series

Constituent: Cobalt (mg/L) Analysis Run 4/19/2022 5:14 PM

Plant Yates Client: Southern Company Data: Plant Yates AMA-R6

	YGWC-43
4/3/2019	
4/4/2019	
8/21/2019	0.0026 (J)
8/22/2019	
9/24/2019	
9/25/2019	
9/27/2019	
10/9/2019	0.0023 (J)
2/12/2020	
3/24/2020	
3/25/2020	0.0016 (J)
3/26/2020	
9/22/2020	
9/24/2020	
9/25/2020	0.0018 (J)
2/8/2021	
2/9/2021	0.0017 (J)
2/10/2021	
3/2/2021	
3/3/2021	
3/4/2021	0.0015 (J)
8/25/2021	
8/26/2021	
9/3/2021	
9/27/2021	<0.005
2/8/2022	0.00045 (J)
2/10/2022	
2/11/2022	

Time Series

Constituent: Cobalt (mg/L) Analysis Run 4/19/2022 5:14 PM

Plant Yates Client: Southern Company Data: Plant Yates AMA-R6

	YGWC-49	YGWA-47 (bg)	GWA-2 (bg)	YGWA-14S (bg)	YGWA-1D (bg)	YGWA-1I (bg)	YGWA-2I (bg)	YGWA-30I (bg)	YGWA-3D (bg)
5/1/2007			0.0067						
9/11/2007			<0.005						
3/20/2008			<0.005						
8/27/2008			<0.005						
3/3/2009			<0.005						
11/18/2009			<0.005						
3/3/2010			0.0027						
9/8/2010			0.007						
3/10/2011			<0.005						
9/8/2011			<0.005						
3/5/2012			0.0032						
9/10/2012			<0.005						
2/6/2013			<0.005						
8/12/2013			0.0045						
2/5/2014			<0.005						
8/5/2014			0.0027						
2/4/2015			0.0016						
8/3/2015			0.002						
2/16/2016			0.0027						
6/1/2016					<0.005	0.00082 (J)			
6/2/2016				<0.005				0.035	<0.005
7/25/2016						0.0008 (J)		0.0312	
7/26/2016				<0.005	<0.005				<0.005
8/30/2016		0.0073 (J)							
8/31/2016			0.0053 (J)						
9/1/2016	<0.005								
9/13/2016					<0.005	0.0009 (J)			
9/14/2016							<0.005		
9/15/2016				<0.005					<0.005
9/19/2016								0.0275	
11/1/2016					<0.005			0.0255	<0.005
11/2/2016				<0.005					
11/4/2016						0.0025 (J)	<0.005		
11/14/2016		0.0115							
11/15/2016	0.0006 (J)								
11/28/2016			0.0036 (J)						
12/15/2016							<0.005		
1/10/2017				<0.005					
1/11/2017					<0.005				<0.005
1/16/2017						0.0027 (J)	<0.005	0.0245	
2/21/2017								0.0272	
2/22/2017			0.0049 (J)						
2/24/2017		0.0106							
2/27/2017	0.0008 (J)								
3/1/2017									
3/2/2017					<0.005	0.0022 (J)			<0.005
3/3/2017							<0.005		
3/8/2017				<0.005					
4/26/2017				<0.005				0.0244	<0.005
4/27/2017					<0.005	0.0018 (J)			
4/28/2017							<0.005		
5/8/2017		0.0099 (J)	0.0059 (J)						

Time Series

Constituent: Cobalt (mg/L) Analysis Run 4/19/2022 5:14 PM

Plant Yates Client: Southern Company Data: Plant Yates AMA-R6

	YGWC-49	YGWA-47 (bg)	GWA-2 (bg)	YGWA-14S (bg)	YGWA-1D (bg)	YGWA-1I (bg)	YGWA-2I (bg)	YGWA-30I (bg)	YGWA-3D (bg)
5/9/2017	<0.005								
5/26/2017							<0.005		
6/27/2017					<0.005	0.0023 (J)			
6/28/2017							<0.005		<0.005
6/30/2017				<0.005				0.0233	
7/11/2017		0.0096 (J)							
7/13/2017	0.0005 (J)								
7/17/2017			0.0046 (J)						
10/10/2017		0.0036 (J)							
10/11/2017	0.0006 (J)								
10/16/2017			0.0034 (J)						
2/19/2018			<0.005						
3/27/2018				<0.005		<0.005		0.023	
3/28/2018							<0.005		<0.005
3/29/2018					<0.005				
4/2/2018		<0.005							
4/4/2018	<0.005								
6/5/2018					<0.005				
6/6/2018						<0.005			
6/7/2018							<0.005		<0.005
6/8/2018				<0.005					
6/11/2018								0.023	
8/6/2018			0.003 (J)						
9/19/2018		0.0036 (J)							
9/20/2018	<0.005								
10/1/2018				<0.005	<0.005	0.00059 (J)	<0.005		<0.005
10/2/2018								0.022	
2/25/2019			0.001 (J)						
2/26/2019				<0.005				0.021	
2/27/2019					<0.005	0.00064 (J)	<0.005		<0.005
3/28/2019					<0.005	0.00091 (J)			
3/29/2019				<0.005			<0.005		
4/1/2019								0.022	<0.005
6/12/2019			0.003 (J)						
8/19/2019			0.0035 (J)						
8/20/2019		0.00092 (J)							
9/24/2019					<0.005	0.0013 (J)	<0.005		
9/25/2019				<0.005				0.016	<0.005
9/26/2019	<0.005								
10/8/2019		0.0014 (J)	0.0039 (J)						
2/10/2020					<0.005	0.0016 (J)			
2/11/2020							<0.005		
2/12/2020				<0.005				0.014	<0.005
3/17/2020		0.0017 (J)	0.003 (J)						
3/18/2020				<0.005		0.00087 (J)			
3/19/2020					<0.005		<0.005	0.014	<0.005
3/25/2020	<0.005								
8/26/2020			0.2 (O)						
8/27/2020		0.0011 (J)							
9/22/2020		0.00097 (J)	0.16 (O)						
9/23/2020					<0.005	0.0013 (J)	<0.005		<0.005
9/24/2020	<0.005							0.0064	

Time Series

Constituent: Cobalt (mg/L) Analysis Run 4/19/2022 5:14 PM

Plant Yates Client: Southern Company Data: Plant Yates AMA-R6

	YGWC-49	YGWA-47 (bg)	GWA-2 (bg)	YGWA-14S (bg)	YGWA-1D (bg)	YGWA-1I (bg)	YGWA-2I (bg)	YGWA-30I (bg)	YGWA-3D (bg)
9/25/2020				<0.005					
2/9/2021	<0.005								
2/10/2021				<0.005			<0.005		<0.005
2/11/2021								0.0078	
2/12/2021					0.00086 (J)	0.0028 (J)			
3/1/2021		0.001 (J)						0.0061	
3/2/2021			0.21 (O)	<0.005					
3/3/2021					<0.005	0.003 (J)	<0.005		<0.005
3/4/2021	<0.005								
8/19/2021		0.00099 (J)		<0.005	0.00055 (J)	0.0017 (J)		0.0052	<0.005
8/20/2021			0.074 (O)						
8/27/2021							<0.005		
9/1/2021	<0.005								
2/8/2022	<0.005	0.0013 (J)	0.072 (o)						
2/9/2022					0.00072 (J)	0.0023 (J)	<0.005		<0.005
2/10/2022				<0.005					
2/11/2022								0.0038 (J)	

Time Series

Constituent: Cobalt (mg/L) Analysis Run 4/19/2022 5:14 PM

Plant Yates Client: Southern Company Data: Plant Yates AMA-R6

	YGWA-3I (bg)
5/1/2007	
9/11/2007	
3/20/2008	
8/27/2008	
3/3/2009	
11/18/2009	
3/3/2010	
9/8/2010	
3/10/2011	
9/8/2011	
3/5/2012	
9/10/2012	
2/6/2013	
8/12/2013	
2/5/2014	
8/5/2014	
2/4/2015	
8/3/2015	
2/16/2016	
6/1/2016	<0.005
6/2/2016	
7/25/2016	<0.005
7/26/2016	
8/30/2016	
8/31/2016	
9/1/2016	
9/13/2016	
9/14/2016	<0.005
9/15/2016	
9/19/2016	
11/1/2016	<0.005
11/2/2016	
11/4/2016	
11/14/2016	
11/15/2016	
11/28/2016	
12/15/2016	
1/10/2017	
1/11/2017	<0.005
1/16/2017	
2/21/2017	
2/22/2017	
2/24/2017	
2/27/2017	
3/1/2017	<0.005
3/2/2017	
3/3/2017	
3/8/2017	
4/26/2017	<0.005
4/27/2017	
4/28/2017	
5/8/2017	

Time Series

Constituent: Cobalt (mg/L) Analysis Run 4/19/2022 5:14 PM

Plant Yates Client: Southern Company Data: Plant Yates AMA-R6

	YGWA-3I (bg)
5/9/2017	
5/26/2017	
6/27/2017	
6/28/2017	<0.005
6/30/2017	
7/11/2017	
7/13/2017	
7/17/2017	
10/10/2017	
10/11/2017	
10/16/2017	
2/19/2018	
3/27/2018	
3/28/2018	<0.005
3/29/2018	
4/2/2018	
4/4/2018	
6/5/2018	
6/6/2018	
6/7/2018	
6/8/2018	<0.005
6/11/2018	
8/6/2018	
9/19/2018	
9/20/2018	
10/1/2018	<0.005
10/2/2018	
2/25/2019	
2/26/2019	
2/27/2019	<0.005
3/28/2019	
3/29/2019	
4/1/2019	<0.005
6/12/2019	
8/19/2019	
8/20/2019	
9/24/2019	
9/25/2019	<0.005
9/26/2019	
10/8/2019	
2/10/2020	
2/11/2020	<0.005
2/12/2020	
3/17/2020	
3/18/2020	
3/19/2020	<0.005
3/25/2020	
8/26/2020	
8/27/2020	
9/22/2020	
9/23/2020	<0.005
9/24/2020	

Time Series

Constituent: Cobalt (mg/L) Analysis Run 4/19/2022 5:14 PM

Plant Yates Client: Southern Company Data: Plant Yates AMA-R6

	YGWA-3I (bg)
9/25/2020	
2/9/2021	
2/10/2021	<0.005
2/11/2021	
2/12/2021	
3/1/2021	
3/2/2021	
3/3/2021	<0.005
3/4/2021	
8/19/2021	
8/20/2021	
8/27/2021	<0.005
9/1/2021	
2/8/2022	
2/9/2022	<0.005
2/10/2022	
2/11/2022	

Time Series

Constituent: Cobalt (mg/L) Analysis Run 4/19/2022 5:14 PM

Plant Yates Client: Southern Company Data: Plant Yates AMA-R6

	PZ-35	PZ-37	YGWC-24SA	YGWC-36A	PZ-37D	PZ-52D	PZ-51
6/8/2016			<0.005				
8/1/2016			<0.005				
9/2/2016				0.0006 (J)			
9/20/2016			<0.005				
11/8/2016			<0.005				
11/14/2016				<0.005			
1/17/2017			<0.005				
2/28/2017				<0.005			
3/8/2017			<0.005				
5/2/2017			<0.005				
5/9/2017				<0.005			
7/7/2017			<0.005				
7/13/2017				<0.005			
9/22/2017				<0.005			
9/29/2017				<0.005			
10/6/2017				<0.005			
10/12/2017		0.0078 (J)					
11/21/2017		0.0097 (J)					
1/11/2018		0.0131					
2/20/2018		0.0162					
3/30/2018			<0.005	<0.005			
4/3/2018		0.015					
6/12/2018			<0.005				
6/13/2018				<0.005			
6/29/2018		0.013					
8/6/2018		0.0053 (J)					
9/24/2018		0.0071 (J)					
9/26/2018			<0.005	<0.005			
10/16/2018	<0.005						
3/5/2019			<0.005				
3/6/2019				<0.005			
4/4/2019			<0.005	<0.005			
9/26/2019	<0.005		<0.005	0.00048 (J)			
3/25/2020	0.0059			0.00038 (J)			
3/26/2020			<0.005				
9/23/2020			<0.005				
9/24/2020	<0.005						
9/25/2020		0.0023 (J)					
10/7/2020				0.00086 (J)			
2/9/2021		0.0023 (J)	<0.005				
2/10/2021	<0.005			0.00038 (J)			
3/3/2021			<0.005				
3/4/2021	<0.005	0.003 (J)		<0.005			
8/25/2021		0.0068					
9/1/2021	<0.005		<0.005				
9/3/2021				<0.005	<0.005		
2/10/2022	<0.005	0.0036 (J)	<0.005				0.033
2/11/2022				<0.005	<0.005	0.0011 (J)	

Time Series

Constituent: Combined Radium 226 + 228 (pCi/L) Analysis Run 4/19/2022 5:15 PM

Plant Yates Client: Southern Company Data: Plant Yates AMA-R6

	YAMW-1	YAMW-2	YAMW-3	YAMW-4	YAMW-5	YGWA-17S (bg)	YGWA-18I (bg)	YGWA-18S (bg)	YGWA-20S (bg)
6/6/2016							0.0804 (U)	0.301 (U)	
6/7/2016						0.158 (U)			0.0191 (U)
7/27/2016						0.0354 (U)	0.206 (U)	0.196 (U)	0.541 (U)
7/28/2016									
9/16/2016						1.04		0.915 (U)	
9/19/2016							1.58		0.826 (U)
11/2/2016									0.791 (U)
11/3/2016						0.314 (U)	0.342 (U)	0.928 (U)	
1/11/2017						0.34 (U)	0.365 (U)	0.502 (U)	
1/13/2017									0.296 (U)
3/1/2017							0.395 (U)	0.202 (U)	
3/2/2017						0.746 (U)			
3/6/2017									0.518 (U)
4/26/2017							0.507 (U)	0.264 (U)	0.282 (U)
5/2/2017						0.111 (U)			
6/28/2017							0.892	0.636 (U)	
6/29/2017						0.576 (U)			1.12
3/28/2018						0.438 (U)	0.92 (U)	0.56 (U)	
3/29/2018									1.73
6/5/2018									
6/6/2018									0.694 (U)
6/7/2018							0.668 (U)		
6/11/2018						0.901 (U)		0.649 (U)	
9/25/2018						0.68 (U)	0.141 (U)	0.574 (U)	0.772 (U)
10/16/2018	0.384 (U)								
3/5/2019						0.272 (U)		0.474 (U)	0.84 (U)
3/6/2019							0.714 (U)		
4/2/2019						0.847 (U)			
4/3/2019							0.385 (U)	0.429 (U)	1.01
9/24/2019									
9/25/2019						0.412 (U)			1.18 (U)
9/26/2019							0.386 (U)	0.222 (U)	
2/11/2020						0.461 (U)	1.48	0.597 (U)	
2/12/2020									1.11 (U)
3/24/2020						0.534 (U)	0.632 (U)	0.262 (U)	1.88
3/25/2020	0.525 (U)								
9/23/2020		0.0813 (U)		1.2 (U)		0.466 (U)	0.887 (U)	0.43 (U)	
9/24/2020	0.547 (U)				0.668 (U)				0.611 (U)
2/9/2021	0.866 (U)	0.492 (U)		0.659 (U)	1.07 (U)	0.529 (U)	0.314 (U)	0.259 (U)	0.284 (U)
3/3/2021	0.377 (U)	0.563 (U)		1.07		0.59 (U)	0.565 (U)	0.352 (U)	0.133 (U)
3/4/2021					1.46				
8/25/2021				0.0991 (U)					
8/26/2021					0.724 (U)			0.686 (U)	
8/27/2021						0.9 (U)	0.761 (U)		0.779 (U)
9/1/2021	0.676 (U)	0.761 (U)							
2/9/2022						0.133 (U)	0.571 (U)	0.0618 (U)	0.504 (U)
2/10/2022	0.233 (U)	0 (U)	0.988 (U)	0.702 (U)	1.25 (U)				

Time Series

Constituent: Combined Radium 226 + 228 (pCi/L) Analysis Run 4/19/2022 5:15 PM

Plant Yates Client: Southern Company Data: Plant Yates AMA-R6

	YGWA-21I (bg)
6/6/2016	
6/7/2016	0.347
7/27/2016	
7/28/2016	0.815 (U)
9/16/2016	
9/19/2016	0.862 (U)
11/2/2016	
11/3/2016	0.797 (U)
1/11/2017	
1/13/2017	0.72 (U)
3/1/2017	
3/2/2017	
3/6/2017	0.518 (U)
4/26/2017	1.13 (U)
5/2/2017	
6/28/2017	
6/29/2017	0.841 (U)
3/28/2018	
3/29/2018	1.91
6/5/2018	1.39
6/6/2018	
6/7/2018	
6/11/2018	
9/25/2018	1.62
10/16/2018	
3/5/2019	0.985 (U)
3/6/2019	
4/2/2019	1.42
4/3/2019	
9/24/2019	1.35
9/25/2019	
9/26/2019	
2/11/2020	
2/12/2020	1.61
3/24/2020	1.24 (U)
3/25/2020	
9/23/2020	
9/24/2020	1.8
2/9/2021	1.24
3/3/2021	1.2
3/4/2021	
8/25/2021	
8/26/2021	
8/27/2021	
9/1/2021	1.86
2/9/2022	1.94
2/10/2022	

Time Series

Constituent: Combined Radium 226 + 228 (pCi/L) Analysis Run 4/19/2022 5:15 PM

Plant Yates Client: Southern Company Data: Plant Yates AMA-R6

	YGWA-39 (bg)	YGWA-40 (bg)	YGWA-4I (bg)	YGWA-5D (bg)	YGWA-5I (bg)	YGWC-23S	YGWC-38	YGWC-41	YGWC-42
6/2/2016			0.721	5.11	0.614				
6/7/2016						0.303 (U)			
7/26/2016			1.26	6.92	1.47				
7/28/2016						0.386 (U)			
8/30/2016									2.99
8/31/2016									
9/14/2016			0.901 (U)	3.96	1.27				
9/20/2016						1.47			
11/2/2016			1.09 (U)	4.53					
11/4/2016					0.434 (U)				
11/8/2016						0.22 (U)			
11/16/2016									4.01
1/12/2017				4.43	0.202 (U)				
1/13/2017			1.19						
1/16/2017						0.147 (U)			
2/24/2017									
2/27/2017									2.5
3/6/2017			0.669 (U)						
3/7/2017				4.8	0.0674 (U)				
3/9/2017						0.0892 (U)			
5/1/2017			0.803 (U)	4.16					
5/2/2017					0.444 (U)	0.149 (U)			
5/10/2017									2.55
6/27/2017				2.8	0.77 (U)				
6/29/2017			1.35						
7/10/2017						0.815 (U)			
7/11/2017									3.94
10/11/2017	0.586 (U)								
10/12/2017		1.49					1.24	0.641 (U)	3.57
11/20/2017	0.816 (U)	0.918 (U)					0.342 (U)		
11/21/2017								2.01	
1/10/2018		1.05							
1/11/2018	0.841 (U)							0.919 (U)	
1/12/2018							1.04		
2/19/2018		2.05						1.82	
2/20/2018	1.58						1.6 (U)		
3/29/2018			0.703 (U)	3.42	0.648 (U)				
3/30/2018						0.659 (U)			
4/3/2018	0.385 (U)	0.68 (U)					0.726 (U)	0.911 (U)	
4/4/2018									1.9
6/6/2018				3.99					
6/7/2018			0.628 (U)		0.745 (U)				
6/12/2018						1.03 (U)			
6/27/2018								0.429 (U)	
6/28/2018	0.283 (U)	1.28					1.06 (U)		
8/7/2018	0.332 (U)	1.16					1.21	0.579 (U)	
9/20/2018									1.94
9/24/2018	0.767 (U)	0.965 (U)					1.52	1.39	
9/26/2018			0.756 (U)	2.73	0.377 (U)				
9/27/2018						1.06 (U)			
3/4/2019			1.21 (U)	4.43	1 (U)				
3/6/2019						0.736 (U)			

Time Series

Constituent: Combined Radium 226 + 228 (pCi/L) Analysis Run 4/19/2022 5:15 PM

Plant Yates Client: Southern Company Data: Plant Yates AMA-R6

	YGWA-39 (bg)	YGWA-40 (bg)	YGWA-4I (bg)	YGWA-5D (bg)	YGWA-5I (bg)	YGWC-23S	YGWC-38	YGWC-41	YGWC-42
4/3/2019			1.07 (U)	4.79	0.43 (U)				
4/4/2019						0.474 (U)			
8/21/2019	1.01 (U)	1.24 (U)							
8/22/2019							1.97	2.03	1.59
9/24/2019				4.06	0.699 (U)				
9/25/2019			1.86						
9/27/2019						0.684 (U)			
10/8/2019	1.02 (U)	0.866 (U)					0.751 (U)	0.609 (U)	0.995 (U)
2/12/2020	0.45 (U)	1.83	1.25	4.02	0.913 (U)				
3/24/2020		1.27 (U)		3.52					
3/25/2020	0.377 (U)		0.766 (U)				0.321 (U)	0.568 (U)	1.17 (U)
3/26/2020						0.281 (U)			
9/22/2020			0.795 (U)	2.98	0.428 (U)				
9/24/2020	0.568 (U)	0.634 (U)				0.788 (U)			0.751 (U)
9/25/2020							0.246 (U)	0.769 (U)	
2/8/2021				2.89	0.613 (U)				
2/9/2021			0.626 (U)			0.464 (U)	0.626 (U)		
2/10/2021	0.518 (U)	0.783 (U)						0.548 (U)	0.612 (U)
3/2/2021				1.67	0.579 (U)				
3/3/2021			1						
3/4/2021	0.636 (U)	0.818 (U)				0.771 (U)	0.816 (U)	1.23	1.02
8/25/2021						0.624 (U)			0.978 (U)
8/26/2021	0.674 (U)		1.17 (U)	4.68	0.798 (U)		0.427 (U)	0.356 (U)	
9/3/2021		0.971 (U)							
9/27/2021									
2/8/2022	0.834	0.534 (U)						0.594 (U)	
2/10/2022				3.33	0.375 (U)	0.197 (U)	0.791 (U)		0.307 (U)
2/11/2022			0.996						

Time Series

Constituent: Combined Radium 226 + 228 (pCi/L) Analysis Run 4/19/2022 5:15 PM

Plant Yates Client: Southern Company Data: Plant Yates AMA-R6

	YGWC-43
6/2/2016	
6/7/2016	
7/26/2016	
7/28/2016	
8/30/2016	
8/31/2016	0.926 (U)
9/14/2016	
9/20/2016	
11/2/2016	
11/4/2016	
11/8/2016	
11/16/2016	0.773 (U)
1/12/2017	
1/13/2017	
1/16/2017	
2/24/2017	0.661 (U)
2/27/2017	
3/6/2017	
3/7/2017	
3/9/2017	
5/1/2017	
5/2/2017	
5/10/2017	1.27
6/27/2017	
6/29/2017	
7/10/2017	
7/11/2017	1.02
10/11/2017	
10/12/2017	1.58
11/20/2017	
11/21/2017	
1/10/2018	
1/11/2018	
1/12/2018	
2/19/2018	
2/20/2018	
3/29/2018	
3/30/2018	
4/3/2018	
4/4/2018	1.71
6/6/2018	
6/7/2018	
6/12/2018	
6/27/2018	
6/28/2018	
8/7/2018	
9/20/2018	2.8
9/24/2018	
9/26/2018	
9/27/2018	
3/4/2019	
3/6/2019	

Time Series

Constituent: Combined Radium 226 + 228 (pCi/L) Analysis Run 4/19/2022 5:15 PM

Plant Yates Client: Southern Company Data: Plant Yates AMA-R6

	YGWC-43
4/3/2019	
4/4/2019	
8/21/2019	3.16
8/22/2019	
9/24/2019	
9/25/2019	
9/27/2019	
10/8/2019	3.65
2/12/2020	
3/24/2020	
3/25/2020	3.04
3/26/2020	
9/22/2020	
9/24/2020	
9/25/2020	4.75
2/8/2021	
2/9/2021	6.38
2/10/2021	
3/2/2021	
3/3/2021	
3/4/2021	6.02
8/25/2021	
8/26/2021	
9/3/2021	
9/27/2021	1.54
2/8/2022	3.11
2/10/2022	
2/11/2022	

Time Series

Constituent: Combined Radium 226 + 228 (pCi/L) Analysis Run 4/19/2022 5:15 PM

Plant Yates Client: Southern Company Data: Plant Yates AMA-R6

	YGWC-49	YGWA-47 (bg)	GWA-2 (bg)	YGWA-14S (bg)	YGWA-1D (bg)	YGWA-1I (bg)	YGWA-2I (bg)	YGWA-30I (bg)	YGWA-3D (bg)
6/1/2016					0.321 (U)	0.42			
6/2/2016				0.329 (U)				0.0652 (U)	2.51
7/25/2016						1.83		3.01	
7/26/2016				1.51	0.707 (U)				3.82
8/30/2016		1.09							
8/31/2016			1.2						
9/1/2016	1.2								
9/13/2016					1.22	0.841			
9/14/2016							0.98 (U)		
9/15/2016				1.04 (U)					4.24
9/19/2016								0.871 (U)	
11/1/2016					0.805 (U)			0.307 (U)	3.92
11/2/2016				0.496 (U)					
11/4/2016						0.166 (U)	0.277 (U)		
11/15/2016	0.645 (U)								
11/28/2016			0.264 (U)						
12/15/2016		1 (U)					0.071 (U)		
1/10/2017				0.376 (U)					
1/11/2017					0.705 (U)				2.52
1/16/2017						0	0.44 (U)	0.284 (U)	
2/21/2017								0.503 (U)	
2/22/2017			1.06 (U)						
2/24/2017		0.504 (U)							
2/27/2017	0.244 (U)								
3/1/2017									
3/2/2017					0.251 (U)	0.504 (U)			3.13
3/3/2017							0.448 (U)		
3/8/2017				0.0745 (U)					
4/26/2017				0.282 (U)				0.204 (U)	2.35
4/27/2017					1.08	0.593 (U)			
4/28/2017							0.548 (U)		
5/8/2017		0.455 (U)	0.187 (U)						
5/9/2017	0.519 (U)								
5/26/2017							0 (U)		
6/27/2017					1.02 (U)	0.657 (U)			
6/28/2017							0.608 (U)		2.6
6/30/2017				0.994				0.738 (U)	
7/11/2017		0.471 (U)							
7/13/2017	0.5 (U)								
7/17/2017			1.42						
10/10/2017		0.649 (U)							
10/11/2017	1.41								
10/16/2017			1.17						
2/19/2018			1.58 (D)						
3/27/2018				0.189 (U)		0.39 (U)		0.31 (U)	
3/28/2018							0.412 (U)		3
3/29/2018					0.503 (U)				
4/2/2018		0.512 (U)							
4/4/2018	0.442 (U)								
6/5/2018					0.771 (U)				
6/6/2018						2.8			
6/7/2018							0.73 (U)		2.79

Time Series

Constituent: Combined Radium 226 + 228 (pCi/L) Analysis Run 4/19/2022 5:15 PM

Plant Yates Client: Southern Company Data: Plant Yates AMA-R6

	YGWC-49	YGWA-47 (bg)	GWA-2 (bg)	YGWA-14S (bg)	YGWA-1D (bg)	YGWA-1I (bg)	YGWA-2I (bg)	YGWA-30I (bg)	YGWA-3D (bg)
6/8/2018				0.218 (U)					
6/11/2018								0.608 (U)	
8/6/2018			0.196 (U)						
9/19/2018		0.789 (U)							
9/20/2018	1.14 (U)								
10/1/2018				1.24	0.783 (U)	1.06 (U)	0.756 (U)		3.14
10/2/2018								0.97 (U)	
2/26/2019				0.202 (U)				0.524 (U)	
2/27/2019					1.21 (U)	0.637 (U)	0.635 (U)		3.79
3/28/2019					1.13 (U)	0.125 (U)			
3/29/2019				0 (U)			0.224 (U)		
4/1/2019								1.02 (U)	4.33
8/19/2019			1.39						
8/20/2019		2.44							
9/24/2019					1.22 (U)	0.949 (U)	0.429 (U)		
9/25/2019				0.707 (U)				1.02 (U)	4.2
9/26/2019	1.16 (U)								
10/8/2019		1.72	1.32 (U)						
2/10/2020					1.41	1.25 (U)			
2/11/2020							0.817 (U)		3.87
2/12/2020				1.07 (U)				0.301 (U)	
3/17/2020		1.22 (U)	1 (U)						
3/18/2020				0.207 (U)		0.458 (U)			
3/19/2020					1.1		0.715 (U)	1	3.96
3/25/2020	1.2 (U)								
8/26/2020			1.75						
8/27/2020		1.26 (U)							
9/22/2020		1.06 (U)	0.688 (U)						
9/23/2020					1.35 (U)	0.00884 (U)	0.565 (U)		4.14
9/24/2020	1.57 (U)							0.684 (U)	
9/25/2020				0.603 (U)					
2/9/2021	0.137 (U)								
2/10/2021				0.353 (U)			1.04 (U)		3.65
2/11/2021								0.678 (U)	
2/12/2021					0.366 (U)	0.458 (U)			
3/1/2021		1.2						0.412 (U)	
3/2/2021			0.948 (U)	0.71 (U)					
3/3/2021					0.492 (U)	0.105 (U)	0.459 (U)		3.58
3/4/2021	0.579 (U)								
8/19/2021		1.07 (U)		0.786 (U)	1.17 (U)	0.0732 (U)		0.234 (U)	3.53
8/20/2021			0.528 (U)						
8/27/2021							0.409 (U)		
9/1/2021	0.686 (U)								
2/8/2022	0.201 (U)	0.4 (U)	0.462 (U)						
2/9/2022					1.19	0.422 (U)	0.894 (U)		3.28
2/10/2022				0 (U)				0.268 (U)	

Time Series

Constituent: Combined Radium 226 + 228 (pCi/L) Analysis Run 4/19/2022 5:15 PM

Plant Yates Client: Southern Company Data: Plant Yates AMA-R6

	YGWA-3I (bg)
6/1/2016	0.896
6/2/2016	
7/25/2016	2.28
7/26/2016	
8/30/2016	
8/31/2016	
9/1/2016	
9/13/2016	
9/14/2016	0.821 (U)
9/15/2016	
9/19/2016	
11/1/2016	0.585 (U)
11/2/2016	
11/4/2016	
11/15/2016	
11/28/2016	
12/15/2016	
1/10/2017	
1/11/2017	1.22
1/16/2017	
2/21/2017	
2/22/2017	
2/24/2017	
2/27/2017	
3/1/2017	0.877 (U)
3/2/2017	
3/3/2017	
3/8/2017	
4/26/2017	0.672 (U)
4/27/2017	
4/28/2017	
5/8/2017	
5/9/2017	
5/26/2017	
6/27/2017	
6/28/2017	1.07 (U)
6/30/2017	
7/11/2017	
7/13/2017	
7/17/2017	
10/10/2017	
10/11/2017	
10/16/2017	
2/19/2018	
3/27/2018	
3/28/2018	0.65 (U)
3/29/2018	
4/2/2018	
4/4/2018	
6/5/2018	
6/6/2018	
6/7/2018	

Time Series

Constituent: Combined Radium 226 + 228 (pCi/L) Analysis Run 4/19/2022 5:15 PM

Plant Yates Client: Southern Company Data: Plant Yates AMA-R6

	YGWA-3I (bg)
6/8/2018	1.89
6/11/2018	
8/6/2018	
9/19/2018	
9/20/2018	
10/1/2018	1.58
10/2/2018	
2/26/2019	
2/27/2019	3.67
3/28/2019	
3/29/2019	
4/1/2019	2.28
8/19/2019	
8/20/2019	
9/24/2019	
9/25/2019	1.6
9/26/2019	
10/8/2019	
2/10/2020	
2/11/2020	1.85
2/12/2020	
3/17/2020	
3/18/2020	
3/19/2020	2.2
3/25/2020	
8/26/2020	
8/27/2020	
9/22/2020	
9/23/2020	1.14 (U)
9/24/2020	
9/25/2020	
2/9/2021	
2/10/2021	2.46
2/11/2021	
2/12/2021	
3/1/2021	
3/2/2021	
3/3/2021	2.03
3/4/2021	
8/19/2021	
8/20/2021	
8/27/2021	1.34
9/1/2021	
2/8/2022	
2/9/2022	1.91
2/10/2022	

Time Series

Constituent: Combined Radium 226 + 228 (pCi/L) Analysis Run 4/19/2022 5:15 PM

Plant Yates Client: Southern Company Data: Plant Yates AMA-R6

	PZ-35	PZ-37	YGWC-24SA	YGWC-36A	PZ-37D	PZ-52D	PZ-51
6/8/2016			1.06				
8/1/2016			0.467 (U)				
9/2/2016				0.873 (U)			
9/20/2016			0.853 (U)				
9/22/2016				0.667 (U)			
9/29/2016				1.63			
10/6/2016				0.641 (U)			
11/8/2016			0.433 (U)				
11/14/2016				0.0451 (U)			
1/17/2017			0.0759 (U)				
2/28/2017				1.34 (U)			
3/8/2017			0.479 (U)				
5/2/2017			0.506 (U)				
5/9/2017				0.309 (U)			
7/7/2017			0.713 (U)				
7/13/2017				0.618 (U)			
10/12/2017		1.83					
11/21/2017		1.33					
1/11/2018		1.53					
2/20/2018		2.75					
3/30/2018			0.409 (U)	0.721 (U)			
4/3/2018		1.47					
6/12/2018			0.728 (U)				
6/13/2018				1.04 (U)			
6/29/2018		1.69					
8/6/2018		1.69					
9/24/2018		2.26					
9/26/2018			0.981	0.604 (U)			
10/16/2018	0.363 (U)						
3/5/2019			0.837 (U)				
3/6/2019				0.919 (U)			
4/4/2019				1.05 (U)			
4/9/2019			0.502 (U)				
9/26/2019			0.964 (U)	0.979 (U)			
3/25/2020	0.197 (U)			1.22 (U)			
3/26/2020			0.511 (U)				
9/23/2020			0.786 (U)				
9/24/2020	1.07 (U)						
9/25/2020		1.68 (U)					
10/7/2020				1.58			
2/9/2021		1.52	0.678 (U)				
2/10/2021	0.546 (U)			0.466 (U)			
3/3/2021			0.415 (U)				
3/4/2021	0.397 (U)	1.49		0.0671 (U)			
8/25/2021		1.41					
9/1/2021	0.696 (U)		0.444 (U)				
9/3/2021				0.622 (U)	3.18		
11/4/2021						0.721 (U)	
2/10/2022	1.25 (U)	0.81 (U)	0.846 (U)				0.964 (U)
2/11/2022				0.395 (U)	0.815 (U)	1.52	

Time Series

Constituent: Fluoride (mg/L) Analysis Run 4/19/2022 5:15 PM

Plant Yates Client: Southern Company Data: Plant Yates AMA-R6

	YAMW-1	YAMW-2	YAMW-3	YAMW-4	YAMW-5	YGWA-17S (bg)	YGWA-18I (bg)	YGWA-18S (bg)	YGWA-20S (bg)
6/6/2016							<0.1	<0.1	
6/7/2016						<0.1			<0.1
7/27/2016						<0.1	<0.1	<0.1	<0.1
7/28/2016									
9/16/2016						<0.1		<0.1	
9/19/2016							<0.1		<0.1
11/2/2016									<0.1
11/3/2016						<0.1	<0.1	<0.1	
1/11/2017						<0.1	<0.1	<0.1	
1/13/2017									<0.1
3/1/2017							<0.1	<0.1	
3/2/2017						<0.1			
3/6/2017									<0.1
4/26/2017							<0.1	<0.1	<0.1
5/2/2017						<0.1			
6/28/2017							<0.1	<0.1	
6/29/2017						<0.1			<0.1
10/3/2017									
10/4/2017						<0.1		<0.1	<0.1
10/5/2017							<0.1		
3/28/2018						<0.1	<0.1	<0.1	
3/29/2018									<0.1
6/5/2018									
6/6/2018									<0.1
6/7/2018							<0.1		
6/11/2018						<0.1		<0.1	
9/25/2018						<0.1	<0.1	<0.1	<0.1
10/16/2018	<0.1								
3/5/2019						<0.1		<0.1	<0.1
3/6/2019							<0.1		
4/2/2019						<0.1			
4/3/2019							<0.1	<0.1	<0.1
9/24/2019									
9/25/2019						<0.1			<0.1
9/26/2019	<0.1						<0.1	<0.1	
2/11/2020						<0.1	<0.1	<0.1	
2/12/2020									<0.1
3/24/2020						<0.1	<0.1	<0.1	<0.1
3/25/2020	<0.1								
9/23/2020		<0.1		<0.1		<0.1	<0.1	<0.1	
9/24/2020	<0.1				<0.1				<0.1
2/9/2021	<0.1	<0.1		0.14	<0.1		<0.1	<0.1	<0.1
3/3/2021	<0.1	<0.1		0.14		<0.1	<0.1	<0.1	<0.1
3/4/2021					<0.1				
8/25/2021				<0.1					
8/26/2021					<0.1			<0.1	
8/27/2021						<0.1	<0.1		<0.1
9/1/2021	<0.1	<0.1							
2/9/2022						<0.1	<0.1	<0.1	<0.1
2/10/2022	<0.1	<0.1	<0.1	<0.1	<0.1				

Time Series

Constituent: Fluoride (mg/L) Analysis Run 4/19/2022 5:15 PM

Plant Yates Client: Southern Company Data: Plant Yates AMA-R6

	YGWA-21I (bg)
6/6/2016	
6/7/2016	<0.1
7/27/2016	
7/28/2016	0.02 (J)
9/16/2016	
9/19/2016	0.02 (J)
11/2/2016	
11/3/2016	<0.1
1/11/2017	
1/13/2017	<0.1
3/1/2017	
3/2/2017	
3/6/2017	<0.1
4/26/2017	0.04 (J)
5/2/2017	
6/28/2017	
6/29/2017	<0.1
10/3/2017	<0.1
10/4/2017	
10/5/2017	
3/28/2018	
3/29/2018	<0.1
6/5/2018	0.13 (J)
6/6/2018	
6/7/2018	
6/11/2018	
9/25/2018	0 (J)
10/16/2018	
3/5/2019	0.32
3/6/2019	
4/2/2019	0.12 (J)
4/3/2019	
9/24/2019	0.15 (J)
9/25/2019	
9/26/2019	
2/11/2020	
2/12/2020	0.1 (J)
3/24/2020	0.081 (J)
3/25/2020	
9/23/2020	
9/24/2020	0.079 (J)
2/9/2021	0.092 (J)
3/3/2021	
3/4/2021	0.091 (J)
8/25/2021	
8/26/2021	
8/27/2021	
9/1/2021	0.11
2/9/2022	0.1
2/10/2022	

Time Series

Constituent: Fluoride (mg/L) Analysis Run 4/19/2022 5:15 PM

Plant Yates Client: Southern Company Data: Plant Yates AMA-R6

	YGWA-39 (bg)	YGWA-40 (bg)	YGWA-4I (bg)	YGWA-5D (bg)	YGWA-5I (bg)	YGWC-23S	YGWC-38	YGWC-41	YGWC-42
6/2/2016			<0.1	0.11 (J)	<0.1				
6/7/2016						<0.1			
7/26/2016			<0.1	0.05 (J)	<0.1				
7/28/2016						0.03 (J)			
8/30/2016									0.02 (J)
8/31/2016									
9/14/2016			<0.1	0.04 (J)	<0.1				
9/20/2016						<0.1			
11/2/2016			<0.1	<0.1					
11/4/2016					<0.1				
11/8/2016						<0.1			
11/16/2016									0.07 (J)
1/12/2017				0.04 (J)	<0.1				
1/13/2017			<0.1						
1/16/2017						<0.1			
2/24/2017									
2/27/2017									0.06 (J)
3/6/2017			<0.1						
3/7/2017				<0.1	<0.1				
3/9/2017						<0.1			
5/1/2017			<0.1	<0.1					
5/2/2017					<0.1	<0.1			
5/10/2017									<0.1
6/27/2017				<0.1	<0.1				
6/29/2017			<0.1						
7/10/2017						<0.1			
7/11/2017									<0.1
10/3/2017				<0.1	<0.1				
10/5/2017			<0.1						
10/11/2017	<0.1					<0.1			
10/12/2017		<0.1					<0.1	<0.1	<0.1
11/20/2017	<0.1	<0.1					0.2 (J)		
11/21/2017								<0.1	
1/10/2018		<0.1							
1/11/2018	<0.1							<0.1	
1/12/2018							0.21 (J)		
2/19/2018		<0.1						<0.1	
2/20/2018	0.23						<0.1		
3/29/2018			<0.1	<0.1	<0.1				
3/30/2018						<0.1			
4/3/2018	<0.1	<0.1					0.41	<0.1	
4/4/2018									<0.1
6/6/2018				0.15 (J)					
6/7/2018			<0.1		<0.1				
6/12/2018						<0.1			
6/27/2018								<0.1	
6/28/2018	<0.1	<0.1					0.43		
8/7/2018	0.048 (J)	<0.1					<0.1	0.11 (J)	
9/20/2018									0.041 (J)
9/24/2018	<0.1	<0.1					0.034 (J)	<0.1	
9/26/2018			<0.1	<0.1	<0.1				
9/27/2018						<0.1			

Time Series

Constituent: Fluoride (mg/L) Analysis Run 4/19/2022 5:15 PM

Plant Yates Client: Southern Company Data: Plant Yates AMA-R6

	YGWA-39 (bg)	YGWA-40 (bg)	YGWA-4I (bg)	YGWA-5D (bg)	YGWA-5I (bg)	YGWC-23S	YGWC-38	YGWC-41	YGWC-42
3/4/2019			<0.1	0.19 (J)	<0.1				
3/6/2019						<0.1			
3/26/2019		<0.1							
3/27/2019	<0.1						0.24 (J)		<0.1
3/28/2019								0.1 (J)	
4/3/2019			<0.1	0.047 (J)	<0.1				
4/4/2019						0.049 (J)			
8/21/2019	<0.1	<0.1							
8/22/2019							<0.1	<0.1	<0.1
9/24/2019				0.05 (J)	<0.1				
9/25/2019			<0.1						
9/27/2019						0.12 (J)			
10/9/2019	<0.1	<0.1					<0.1	<0.1	<0.1
2/12/2020	<0.1	<0.1	<0.1	<0.1	<0.1				
3/24/2020		<0.1		<0.1	<0.1				
3/25/2020	<0.1		<0.1				<0.1	<0.1	<0.1
3/26/2020						<0.1			
9/22/2020			<0.1	0.056 (J)	<0.1				
9/24/2020	<0.1	<0.1				<0.1			<0.1
9/25/2020							<0.1	<0.1	
2/8/2021				0.055 (J)	<0.1				
2/9/2021			<0.1			<0.1	<0.1		
2/10/2021	<0.1	<0.1						<0.1	<0.1
3/2/2021				<0.1	<0.1				
3/3/2021			<0.1						
3/4/2021	<0.1	<0.1				<0.1	<0.1	<0.1	<0.1
8/25/2021						<0.1			<0.1
8/26/2021	0.063 (J)		<0.1	0.061 (J)	<0.1		<0.1	<0.1	
9/3/2021		<0.1							
9/27/2021									
2/8/2022	0.052 (J)	<0.1						<0.1	
2/10/2022				0.055 (J)	<0.1	<0.1	<0.1		<0.1
2/11/2022			<0.1						

Time Series

Constituent: Fluoride (mg/L) Analysis Run 4/19/2022 5:15 PM

Plant Yates Client: Southern Company Data: Plant Yates AMA-R6

	YGWC-43
6/2/2016	
6/7/2016	
7/26/2016	
7/28/2016	
8/30/2016	
8/31/2016	0.12 (J)
9/14/2016	
9/20/2016	
11/2/2016	
11/4/2016	
11/8/2016	
11/16/2016	0.2 (J)
1/12/2017	
1/13/2017	
1/16/2017	
2/24/2017	0.21 (J)
2/27/2017	
3/6/2017	
3/7/2017	
3/9/2017	
5/1/2017	
5/2/2017	
5/10/2017	0.04 (J)
6/27/2017	
6/29/2017	
7/10/2017	
7/11/2017	0.2 (J)
10/3/2017	
10/5/2017	
10/11/2017	
10/12/2017	0.1 (J)
11/20/2017	
11/21/2017	
1/10/2018	
1/11/2018	
1/12/2018	
2/19/2018	
2/20/2018	
3/29/2018	
3/30/2018	
4/3/2018	
4/4/2018	<0.1
6/6/2018	
6/7/2018	
6/12/2018	
6/27/2018	
6/28/2018	
8/7/2018	
9/20/2018	<0.1
9/24/2018	
9/26/2018	
9/27/2018	

Time Series

Constituent: Fluoride (mg/L) Analysis Run 4/19/2022 5:15 PM

Plant Yates Client: Southern Company Data: Plant Yates AMA-R6

	YGWC-43
3/4/2019	
3/6/2019	
3/26/2019	
3/27/2019	
3/28/2019	0.078 (J)
4/3/2019	
4/4/2019	
8/21/2019	0.062 (J)
8/22/2019	
9/24/2019	
9/25/2019	
9/27/2019	
10/9/2019	<0.1
2/12/2020	
3/24/2020	
3/25/2020	0.073 (J)
3/26/2020	
9/22/2020	
9/24/2020	
9/25/2020	<0.1
2/8/2021	
2/9/2021	0.058 (J)
2/10/2021	
3/2/2021	
3/3/2021	
3/4/2021	0.063 (J)
8/25/2021	
8/26/2021	
9/3/2021	
9/27/2021	0.1
2/8/2022	0.066 (J)
2/10/2022	
2/11/2022	

Time Series

Constituent: Fluoride (mg/L) Analysis Run 4/19/2022 5:15 PM

Plant Yates Client: Southern Company Data: Plant Yates AMA-R6

	YGWC-49	YGWA-47 (bg)	GWA-2 (bg)	YGWA-14S (bg)	YGWA-1D (bg)	YGWA-1I (bg)	YGWA-2I (bg)	YGWA-30I (bg)	YGWA-3D (bg)
6/1/2016					0.12 (J)	<0.1			
6/2/2016				<0.1				<0.1	0.62
7/25/2016						0.06 (J)		0.06 (J)	
7/26/2016				0.02 (J)	0.08 (J)				0.49
8/30/2016		0.09 (J)							
8/31/2016			0.14 (J)						
9/1/2016	0.09 (J)								
9/13/2016					0.11 (J)	<0.1			
9/14/2016							0.08 (J)		
9/15/2016				<0.1					0.54
9/19/2016								<0.1	
11/1/2016					<0.1			<0.1	0.68
11/2/2016				<0.1					
11/4/2016						<0.1	<0.1		
11/14/2016		0.18 (J)							
11/15/2016	0.16 (J)								
11/28/2016			0.12 (J)						
12/15/2016							0.06 (J)		
1/10/2017				<0.1					
1/11/2017					0.05 (J)				0.49
1/16/2017						<0.1	0.1 (J)	<0.1	
2/21/2017								<0.1	
2/22/2017			0.09 (J)						
2/24/2017		0.05 (J)							
2/27/2017	0.06 (J)								
3/1/2017									
3/2/2017					<0.1	<0.1			0.48
3/3/2017							<0.1		
3/8/2017				<0.1					
4/26/2017				<0.1				<0.1	0.48
4/27/2017					0.04 (J)	0.01 (J)			
4/28/2017							0.06 (J)		
5/8/2017		0.03 (J)	0.05 (J)						
5/9/2017	0.05 (J)								
5/26/2017							0.09 (J)		
6/27/2017					<0.1	<0.1			
6/28/2017							0.11 (J)		0.47
6/30/2017				<0.1				<0.1	
7/11/2017		0.07 (J)							
7/13/2017	<0.1								
7/17/2017			0.14 (J)						
10/3/2017					<0.1	<0.1	<0.1		
10/4/2017								<0.1	<0.1
10/5/2017				<0.1					
10/10/2017		<0.1							
10/11/2017	0.14 (J)								
10/16/2017			0.12 (J)						
2/19/2018			0.17						
3/27/2018				<0.1		<0.1		<0.1	
3/28/2018							0.31		0.56
3/29/2018					<0.1				
4/2/2018		<0.1							

Time Series

Constituent: Fluoride (mg/L) Analysis Run 4/19/2022 5:15 PM

Plant Yates Client: Southern Company Data: Plant Yates AMA-R6

	YGWC-49	YGWA-47 (bg)	GWA-2 (bg)	YGWA-14S (bg)	YGWA-1D (bg)	YGWA-1I (bg)	YGWA-2I (bg)	YGWA-30I (bg)	YGWA-3D (bg)
4/4/2018	<0.1								
6/5/2018					0.055 (J)				
6/6/2018						<0.1			
6/7/2018							0.11 (J)		0.48
6/8/2018				<0.1					
6/11/2018								<0.1	
8/6/2018			0.087 (J)						
9/19/2018		<0.1							
9/20/2018	<0.1								
10/1/2018				<0.1	<0.1	<0.1	<0.1		0.44
10/2/2018								<0.1	
2/25/2019			0.14 (J)						
2/26/2019				<0.1				<0.1	
2/27/2019					0.052 (J)	<0.1	0.12 (J)		0.53
3/27/2019		0.081 (J)							
3/28/2019	<0.1				0.036 (J)	<0.1			
3/29/2019				<0.1			0.13 (J)		
4/1/2019								<0.1	0.45
6/12/2019			0.12 (J)						
8/19/2019			<0.1						
8/20/2019		<0.1							
9/24/2019					0.063 (J)	<0.1	0.081 (J)		
9/25/2019				<0.1				<0.1	0.46
9/26/2019	0.09 (J)								
10/8/2019		0.034 (J)	0.052 (J)						
2/10/2020					0.061 (J)	<0.1			
2/11/2020							0.075 (J)		
2/12/2020				<0.1				<0.1	0.4
3/17/2020		<0.1	0.053 (J)						
3/18/2020				<0.1		<0.1			
3/19/2020					0.064 (J)		0.093 (J)	<0.1	0.51
3/25/2020	<0.1								
8/26/2020			0.068 (J)						
8/27/2020		<0.1							
9/22/2020		<0.1	0.058 (J)						
9/23/2020					0.058 (J)	<0.1	0.08 (J)		0.47
9/24/2020	<0.1							<0.1	
9/25/2020				<0.1					
2/9/2021	<0.1								
2/10/2021				<0.1			0.094 (J)		0.43
2/11/2021								<0.1	
2/12/2021					0.068 (J)	<0.1			
3/1/2021		<0.1						<0.1	
3/2/2021			0.073 (J)	<0.1					
3/3/2021					0.078 (J)	<0.1	0.085 (J)		0.44
3/4/2021	<0.1								
8/19/2021		<0.1		<0.1	0.074 (J)	<0.1		<0.1	0.47
8/20/2021			0.06 (J)						
8/27/2021							0.12		
9/1/2021	<0.1								
2/8/2022	<0.1	<0.1	0.064 (J)						
2/9/2022					0.057 (J)	<0.1	0.094 (J)		0.43

Time Series

Constituent: Fluoride (mg/L) Analysis Run 4/19/2022 5:15 PM

Plant Yates Client: Southern Company Data: Plant Yates AMA-R6

	YGWC-49	YGWA-47 (bg)	GWA-2 (bg)	YGWA-14S (bg)	YGWA-1D (bg)	YGWA-1I (bg)	YGWA-2I (bg)	YGWA-30I (bg)	YGWA-3D (bg)
2/10/2022				<0.1					
2/11/2022								<0.1	

Time Series

Constituent: Fluoride (mg/L) Analysis Run 4/19/2022 5:15 PM

Plant Yates Client: Southern Company Data: Plant Yates AMA-R6

	YGWA-3I (bg)
6/1/2016	0.15 (J)
6/2/2016	
7/25/2016	0.14 (J)
7/26/2016	
8/30/2016	
8/31/2016	
9/1/2016	
9/13/2016	
9/14/2016	0.18 (J)
9/15/2016	
9/19/2016	
11/1/2016	<0.1
11/2/2016	
11/4/2016	
11/14/2016	
11/15/2016	
11/28/2016	
12/15/2016	
1/10/2017	
1/11/2017	0.09 (J)
1/16/2017	
2/21/2017	
2/22/2017	
2/24/2017	
2/27/2017	
3/1/2017	<0.1
3/2/2017	
3/3/2017	
3/8/2017	
4/26/2017	0.08 (J)
4/27/2017	
4/28/2017	
5/8/2017	
5/9/2017	
5/26/2017	
6/27/2017	
6/28/2017	0.12 (J)
6/30/2017	
7/11/2017	
7/13/2017	
7/17/2017	
10/3/2017	
10/4/2017	<0.1
10/5/2017	
10/10/2017	
10/11/2017	
10/16/2017	
2/19/2018	
3/27/2018	
3/28/2018	<0.1
3/29/2018	
4/2/2018	

Time Series

Constituent: Fluoride (mg/L) Analysis Run 4/19/2022 5:15 PM

Plant Yates Client: Southern Company Data: Plant Yates AMA-R6

	YGWA-3I (bg)
4/4/2018	
6/5/2018	
6/6/2018	
6/7/2018	
6/8/2018	0.2 (J)
6/11/2018	
8/6/2018	
9/19/2018	
9/20/2018	
10/1/2018	<0.1
10/2/2018	
2/25/2019	
2/26/2019	
2/27/2019	0.13 (J)
3/27/2019	
3/28/2019	
3/29/2019	
4/1/2019	0.1 (J)
6/12/2019	
8/19/2019	
8/20/2019	
9/24/2019	
9/25/2019	0.1 (J)
9/26/2019	
10/8/2019	
2/10/2020	
2/11/2020	0.094 (J)
2/12/2020	
3/17/2020	
3/18/2020	
3/19/2020	0.11 (J)
3/25/2020	
8/26/2020	
8/27/2020	
9/22/2020	
9/23/2020	0.098 (J)
9/24/2020	
9/25/2020	
2/9/2021	
2/10/2021	<0.1
2/11/2021	
2/12/2021	
3/1/2021	
3/2/2021	
3/3/2021	0.1
3/4/2021	
8/19/2021	
8/20/2021	
8/27/2021	0.12
9/1/2021	
2/8/2022	
2/9/2022	0.097 (J)

Time Series

Constituent: Fluoride (mg/L) Analysis Run 4/19/2022 5:15 PM

Plant Yates Client: Southern Company Data: Plant Yates AMA-R6

	YGWA-3I (bg)
2/10/2022	
2/11/2022	

Time Series

Constituent: Fluoride (mg/L) Analysis Run 4/19/2022 5:15 PM

Plant Yates Client: Southern Company Data: Plant Yates AMA-R6

	PZ-35	PZ-37	YGWC-24SA	YGWC-36A	PZ-37D	PZ-52D	PZ-51
6/8/2016			<0.1				
8/1/2016			<0.1				
9/2/2016				0.05 (J)			
9/20/2016			<0.1				
11/8/2016			<0.1				
11/14/2016				0.18 (J)			
1/17/2017			<0.1				
2/28/2017				0.09 (J)			
3/8/2017			<0.1				
5/2/2017			<0.1				
5/9/2017				0.009 (J)			
7/7/2017			<0.1				
7/13/2017				<0.1			
9/22/2017				0.09 (J)			
9/29/2017				<0.1			
10/5/2017			<0.1				
10/6/2017				<0.1			
10/11/2017				<0.1			
10/12/2017		<0.1					
11/21/2017		0.26 (J)					
1/11/2018		<0.1					
2/20/2018		0.45					
3/30/2018			<0.1	<0.1			
4/3/2018		0.31					
6/12/2018			<0.1				
6/13/2018				<0.1			
6/29/2018		<0.1					
8/6/2018		0.23 (J)					
9/24/2018		<0.1					
9/26/2018			<0.1	<0.1			
10/16/2018	<0.1						
3/5/2019			<0.1				
3/6/2019				<0.1			
4/4/2019			0.033 (J)	0.043 (J)			
9/26/2019	<0.1		0.098 (J)	0.094 (J)			
3/25/2020	<0.1			<0.1			
3/26/2020			<0.1				
9/23/2020			<0.1				
9/24/2020	<0.1						
9/25/2020		<0.1					
10/7/2020				<0.1			
2/9/2021		<0.1	<0.1				
2/10/2021	<0.1			<0.1			
3/3/2021			<0.1				
3/4/2021	<0.1	<0.1		<0.1			
8/25/2021		<0.1					
9/1/2021	<0.1		<0.1				
9/3/2021				<0.1	0.15		
2/10/2022	<0.1	<0.1	<0.1				0.1
2/11/2022				<0.1	0.17	0.1	

Time Series

Constituent: Lead (mg/L) Analysis Run 4/19/2022 5:15 PM

Plant Yates Client: Southern Company Data: Plant Yates AMA-R6

	YAMW-1	YAMW-2	YAMW-3	YAMW-4	YAMW-5	YGWA-17S (bg)	YGWA-18I (bg)	YGWA-18S (bg)	YGWA-20S (bg)
6/6/2016							<0.001	<0.001	
6/7/2016						<0.001			<0.001
7/27/2016						<0.001	<0.001	<0.001	<0.001
7/28/2016									
9/16/2016						<0.001		<0.001	
9/19/2016							<0.001		<0.001
11/2/2016									0.0013 (J)
11/3/2016						<0.001	<0.001	<0.001	
1/11/2017						<0.001	<0.001	<0.001	
1/13/2017									<0.001
3/1/2017							<0.001	<0.001	
3/2/2017						8E-05 (J)			
3/6/2017									<0.001
4/26/2017							<0.001	<0.001	<0.001
5/2/2017						<0.001			
6/28/2017							<0.001	0.0001 (J)	
6/29/2017						8E-05 (J)			<0.001
3/28/2018						<0.001	<0.001	<0.001	
3/29/2018									<0.001
3/5/2019						<0.001		<0.001	<0.001
3/6/2019							<0.001		
4/2/2019						<0.001			
4/3/2019							<0.001	<0.001	<0.001
9/24/2019									
9/25/2019						<0.001			<0.001
9/26/2019	<0.001						<0.001	<0.001	
2/11/2020						<0.001	<0.001	<0.001	
2/12/2020									<0.001
3/24/2020						6.4E-05 (J)	7.1E-05 (J)	5.4E-05 (J)	0.00011 (J)
3/25/2020	<0.001								
9/23/2020		<0.001		0.00028 (J)		4.1E-05 (J)	6E-05 (J)	9.7E-05 (J)	
9/24/2020	<0.001				0.00011 (J)				9.2E-05 (J)
2/9/2021	0.00019 (J)	0.00011 (J)		0.00054 (J)	7.3E-05 (J)		5E-05 (J)	9.4E-05 (J)	6.3E-05 (J)
3/3/2021	<0.001	8E-05 (J)		9.6E-05 (J)		<0.001	<0.001	7.6E-05 (J)	4.5E-05 (J)
3/4/2021					4.1E-05 (J)				
8/25/2021				<0.001					
8/26/2021					<0.001			<0.001	
8/27/2021						<0.001	<0.001		<0.001
9/1/2021	<0.001	<0.001							
2/9/2022						<0.001	<0.001	<0.001	<0.001
2/10/2022	<0.001	<0.001	<0.001	<0.001	<0.001				

Time Series

Constituent: Lead (mg/L) Analysis Run 4/19/2022 5:15 PM

Plant Yates Client: Southern Company Data: Plant Yates AMA-R6

	YGWA-21I (bg)
6/6/2016	
6/7/2016	<0.001
7/27/2016	
7/28/2016	<0.001
9/16/2016	
9/19/2016	<0.001
11/2/2016	
11/3/2016	<0.001
1/11/2017	
1/13/2017	<0.001
3/1/2017	
3/2/2017	
3/6/2017	<0.001
4/26/2017	<0.001
5/2/2017	
6/28/2017	
6/29/2017	<0.001
3/28/2018	
3/29/2018	<0.001
3/5/2019	<0.001
3/6/2019	
4/2/2019	<0.001
4/3/2019	
9/24/2019	<0.001
9/25/2019	
9/26/2019	
2/11/2020	
2/12/2020	<0.001
3/24/2020	<0.001
3/25/2020	
9/23/2020	
9/24/2020	4.6E-05 (J)
2/9/2021	<0.001
3/3/2021	
3/4/2021	<0.001
8/25/2021	
8/26/2021	
8/27/2021	
9/1/2021	<0.001
2/9/2022	<0.001
2/10/2022	

Time Series

Constituent: Lead (mg/L) Analysis Run 4/19/2022 5:15 PM

Plant Yates Client: Southern Company Data: Plant Yates AMA-R6

	YGWA-39 (bg)	YGWA-40 (bg)	YGWA-4I (bg)	YGWA-5D (bg)	YGWA-5I (bg)	YGWC-23S	YGWC-38	YGWC-41	YGWC-42
6/2/2016			<0.001	<0.001	<0.001				
6/7/2016						0.00044 (J)			
7/26/2016			<0.001	<0.001	<0.001				
7/28/2016						<0.001			
8/30/2016									<0.001
8/31/2016									
9/14/2016			<0.001	<0.001	<0.001				
9/20/2016						<0.001			
11/2/2016			<0.001	<0.001					
11/4/2016					<0.001				
11/8/2016						<0.001			
11/16/2016									0.0002 (J)
1/12/2017				<0.001	<0.001				
1/13/2017			<0.001						
1/16/2017						<0.001			
2/24/2017									
2/27/2017									<0.001
3/6/2017			<0.001						
3/7/2017				0.0001 (J)	7E-05 (J)				
3/9/2017						<0.001			
5/1/2017			<0.001	<0.001					
5/2/2017					<0.001	<0.001			
5/10/2017									9E-05 (J)
6/27/2017				<0.001	<0.001				
6/29/2017			<0.001						
7/10/2017						<0.001			
7/11/2017									<0.001
10/11/2017	0.0001 (J)								
10/12/2017		9E-05 (J)					0.0001 (J)	<0.001	<0.001
11/20/2017	<0.001	<0.001					0.0001 (J)		
11/21/2017								<0.001	
1/10/2018		<0.001							
1/11/2018	0.0002 (J)							7E-05 (J)	
1/12/2018							0.0001 (J)		
2/19/2018		<0.001						<0.001	
2/20/2018	<0.001						<0.001		
3/29/2018			<0.001	<0.001	<0.001				
3/30/2018						<0.001			
4/3/2018	<0.001	<0.001					<0.001	<0.001	
4/4/2018									<0.001
6/27/2018								0.0011 (J)	
6/28/2018	<0.001	<0.001					<0.001		
8/7/2018	<0.001	<0.001					<0.001	<0.001	
9/20/2018									<0.001
9/24/2018	<0.001	<0.001					<0.001	<0.001	
3/4/2019			<0.001	<0.001	<0.001				
3/6/2019						<0.001			
4/3/2019			<0.001	<0.001	<0.001				
4/4/2019						<0.001			
8/21/2019	<0.001	<0.001							
8/22/2019							<0.001	6.7E-05 (J)	<0.001
9/24/2019				<0.001	9E-05 (J)				

Time Series

Constituent: Lead (mg/L) Analysis Run 4/19/2022 5:15 PM

Plant Yates Client: Southern Company Data: Plant Yates AMA-R6

	YGWA-39 (bg)	YGWA-40 (bg)	YGWA-4I (bg)	YGWA-5D (bg)	YGWA-5I (bg)	YGWC-23S	YGWC-38	YGWC-41	YGWC-42
9/25/2019			<0.001						
9/27/2019						0.00013 (J)			
10/9/2019	<0.001	<0.001					<0.001	0.00012 (J)	<0.001
2/12/2020	<0.001	<0.001	<0.001	<0.001	<0.001				
3/24/2020		<0.001		5.4E-05 (J)	6.8E-05 (J)				
3/25/2020	5.1E-05 (J)		<0.001				<0.001	<0.001	4.7E-05 (J)
3/26/2020						<0.001			
9/22/2020			<0.001	4.5E-05 (J)	4.2E-05 (J)				
9/24/2020	<0.001	3.8E-05 (J)				4.6E-05 (J)			<0.001
9/25/2020							<0.001	<0.001	
2/8/2021				0.00013 (J)	3.7E-05 (J)				
2/9/2021			<0.001			<0.001	<0.001		
2/10/2021	<0.001	<0.001						0.0002 (J)	5.4E-05 (J)
3/2/2021				5.1E-05 (J)	9.2E-05 (J)				
3/3/2021			<0.001						
3/4/2021	<0.001	<0.001				0.00021 (J)	<0.001	<0.001	<0.001
8/25/2021						<0.001			<0.001
8/26/2021	<0.001		<0.001	<0.001	<0.001		<0.001	<0.001	
9/3/2021		<0.001							
9/27/2021									
2/8/2022	<0.001	<0.001						<0.001	
2/10/2022				<0.001	<0.001	<0.001	<0.001		<0.001
2/11/2022			<0.001						

Time Series

Constituent: Lead (mg/L) Analysis Run 4/19/2022 5:15 PM

Plant Yates Client: Southern Company Data: Plant Yates AMA-R6

	YGWC-43
6/2/2016	
6/7/2016	
7/26/2016	
7/28/2016	
8/30/2016	
8/31/2016	<0.001
9/14/2016	
9/20/2016	
11/2/2016	
11/4/2016	
11/8/2016	
11/16/2016	<0.001
1/12/2017	
1/13/2017	
1/16/2017	
2/24/2017	<0.001
2/27/2017	
3/6/2017	
3/7/2017	
3/9/2017	
5/1/2017	
5/2/2017	
5/10/2017	8E-05 (J)
6/27/2017	
6/29/2017	
7/10/2017	
7/11/2017	<0.001
10/11/2017	
10/12/2017	<0.001
11/20/2017	
11/21/2017	
1/10/2018	
1/11/2018	
1/12/2018	
2/19/2018	
2/20/2018	
3/29/2018	
3/30/2018	
4/3/2018	
4/4/2018	<0.001
6/27/2018	
6/28/2018	
8/7/2018	
9/20/2018	<0.001
9/24/2018	
3/4/2019	
3/6/2019	
4/3/2019	
4/4/2019	
8/21/2019	<0.001
8/22/2019	
9/24/2019	

Time Series

Constituent: Lead (mg/L) Analysis Run 4/19/2022 5:15 PM

Plant Yates Client: Southern Company Data: Plant Yates AMA-R6

	YGWC-43
9/25/2019	
9/27/2019	
10/9/2019	<0.001
2/12/2020	
3/24/2020	
3/25/2020	7.5E-05 (J)
3/26/2020	
9/22/2020	
9/24/2020	
9/25/2020	<0.001
2/8/2021	
2/9/2021	<0.001
2/10/2021	
3/2/2021	
3/3/2021	
3/4/2021	<0.001
8/25/2021	
8/26/2021	
9/3/2021	
9/27/2021	<0.001
2/8/2022	<0.001
2/10/2022	
2/11/2022	

Time Series

Constituent: Lead (mg/L) Analysis Run 4/19/2022 5:15 PM

Plant Yates Client: Southern Company Data: Plant Yates AMA-R6

	YGWC-49	YGWA-47 (bg)	GWA-2 (bg)	YGWA-14S (bg)	YGWA-1D (bg)	YGWA-1I (bg)	YGWA-2I (bg)	YGWA-30I (bg)	YGWA-3D (bg)
5/1/2007			<0.001						
9/11/2007			<0.001						
3/20/2008			<0.001						
8/27/2008			<0.001						
3/3/2009			<0.001						
11/18/2009			<0.001						
3/3/2010			<0.001						
9/8/2010			<0.001						
3/10/2011			<0.001						
9/8/2011			<0.001						
3/5/2012			<0.001						
9/10/2012			<0.001						
2/6/2013			<0.001						
8/12/2013			<0.001						
2/5/2014			<0.001						
8/5/2014			<0.001						
2/4/2015			<0.001						
8/3/2015			<0.001						
2/16/2016			<0.001						
6/1/2016					0.00056 (J)	<0.001			
6/2/2016				<0.001				<0.001	0.00056 (J)
7/25/2016						<0.001		<0.001	
7/26/2016				<0.001	<0.001				0.0001 (J)
8/30/2016		<0.001							
8/31/2016			<0.001						
9/1/2016	<0.001								
9/13/2016					0.0001 (J)	<0.001			
9/14/2016							<0.001		
9/15/2016				<0.001					0.0002 (J)
9/19/2016								<0.001	
11/1/2016					<0.001			<0.001	<0.001
11/2/2016				<0.001					
11/4/2016						<0.001	<0.001		
11/14/2016		<0.001							
11/15/2016	<0.001								
11/28/2016			<0.001						
12/15/2016							<0.001		
1/10/2017				<0.001					
1/11/2017					<0.001				<0.001
1/16/2017						<0.001	<0.001	<0.001	
2/21/2017								<0.001	
2/22/2017			<0.001						
2/24/2017		<0.001							
2/27/2017	<0.001								
3/1/2017									
3/2/2017					0.0001 (J)	<0.001			0.0002 (J)
3/3/2017							<0.001		
3/8/2017				0.0001 (J)					
4/26/2017				<0.001				<0.001	<0.001
4/27/2017					<0.001	<0.001			
4/28/2017							<0.001		
5/8/2017		<0.001	<0.001						

Time Series

Constituent: Lead (mg/L) Analysis Run 4/19/2022 5:15 PM

Plant Yates Client: Southern Company Data: Plant Yates AMA-R6

	YGWC-49	YGWA-47 (bg)	GWA-2 (bg)	YGWA-14S (bg)	YGWA-1D (bg)	YGWA-1I (bg)	YGWA-2I (bg)	YGWA-30I (bg)	YGWA-3D (bg)
5/9/2017	<0.001								
5/26/2017							<0.001		
6/27/2017					<0.001	<0.001			
6/28/2017							<0.001		<0.001
6/30/2017				<0.001				<0.001	
7/11/2017		<0.001							
7/13/2017	<0.001								
7/17/2017			<0.001						
10/10/2017		<0.001							
10/11/2017	<0.001								
10/16/2017			<0.001						
2/19/2018			<0.001						
3/27/2018				<0.001		<0.001		<0.001	
3/28/2018							<0.001		<0.001
3/29/2018					<0.001				
4/2/2018		<0.001							
4/4/2018	<0.001								
8/6/2018			<0.001						
9/19/2018		<0.001							
9/20/2018	<0.001								
2/25/2019			<0.001						
2/26/2019				<0.001				<0.001	
2/27/2019					<0.001	<0.001	<0.001		<0.001
6/12/2019			<0.001						
8/19/2019			<0.001						
8/20/2019		<0.001							
9/26/2019	<0.001								
10/8/2019			<0.001						
2/10/2020					4.9E-05 (J)	<0.001			
2/11/2020							<0.001		
2/12/2020				<0.001				<0.001	<0.001
3/17/2020			<0.001						
3/18/2020				<0.001		<0.001			
3/19/2020					0.00012 (J)		<0.001	<0.001	0.00017 (J)
3/25/2020	5.9E-05 (J)								
8/26/2020			<0.001						
8/27/2020		<0.001							
9/22/2020		<0.001	0.0001 (J)						
9/23/2020					<0.001	0.00021 (J)	0.0011 (J)		<0.001
9/24/2020	<0.001							<0.001	
9/25/2020				<0.001					
2/9/2021	<0.001								
2/10/2021				4.8E-05 (J)			0.00015 (J)		<0.001
2/11/2021								4.6E-05 (J)	
2/12/2021					4.4E-05 (J)	0.00038 (J)			
3/1/2021		<0.001						<0.001	
3/2/2021			<0.001	<0.001					
3/3/2021					5.6E-05 (J)	<0.001	<0.001		<0.001
3/4/2021	<0.001								
8/19/2021		<0.001		<0.001	<0.001	<0.001		<0.001	<0.001
8/20/2021			<0.001						
8/27/2021							<0.001		

Time Series

Constituent: Lead (mg/L) Analysis Run 4/19/2022 5:15 PM

Plant Yates Client: Southern Company Data: Plant Yates AMA-R6

	YGWC-49	YGWA-47 (bg)	GWA-2 (bg)	YGWA-14S (bg)	YGWA-1D (bg)	YGWA-1I (bg)	YGWA-2I (bg)	YGWA-30I (bg)	YGWA-3D (bg)
9/1/2021	<0.001								
2/8/2022	<0.001	<0.001	<0.001						
2/9/2022					<0.001	<0.001	<0.001		<0.001
2/10/2022				<0.001					
2/11/2022								<0.001	

Time Series

Constituent: Lead (mg/L) Analysis Run 4/19/2022 5:15 PM

Plant Yates Client: Southern Company Data: Plant Yates AMA-R6

	YGWA-3I (bg)
5/1/2007	
9/11/2007	
3/20/2008	
8/27/2008	
3/3/2009	
11/18/2009	
3/3/2010	
9/8/2010	
3/10/2011	
9/8/2011	
3/5/2012	
9/10/2012	
2/6/2013	
8/12/2013	
2/5/2014	
8/5/2014	
2/4/2015	
8/3/2015	
2/16/2016	
6/1/2016	<0.001
6/2/2016	
7/25/2016	<0.001
7/26/2016	
8/30/2016	
8/31/2016	
9/1/2016	
9/13/2016	
9/14/2016	<0.001
9/15/2016	
9/19/2016	
11/1/2016	<0.001
11/2/2016	
11/4/2016	
11/14/2016	
11/15/2016	
11/28/2016	
12/15/2016	
1/10/2017	
1/11/2017	<0.001
1/16/2017	
2/21/2017	
2/22/2017	
2/24/2017	
2/27/2017	
3/1/2017	<0.001
3/2/2017	
3/3/2017	
3/8/2017	
4/26/2017	<0.001
4/27/2017	
4/28/2017	
5/8/2017	

Time Series

Constituent: Lead (mg/L) Analysis Run 4/19/2022 5:15 PM

Plant Yates Client: Southern Company Data: Plant Yates AMA-R6

	YGWA-3I (bg)
5/9/2017	
5/26/2017	
6/27/2017	
6/28/2017	<0.001
6/30/2017	
7/11/2017	
7/13/2017	
7/17/2017	
10/10/2017	
10/11/2017	
10/16/2017	
2/19/2018	
3/27/2018	
3/28/2018	<0.001
3/29/2018	
4/2/2018	
4/4/2018	
8/6/2018	
9/19/2018	
9/20/2018	
2/25/2019	
2/26/2019	
2/27/2019	<0.001
6/12/2019	
8/19/2019	
8/20/2019	
9/26/2019	
10/8/2019	
2/10/2020	
2/11/2020	<0.001
2/12/2020	
3/17/2020	
3/18/2020	
3/19/2020	<0.001
3/25/2020	
8/26/2020	
8/27/2020	
9/22/2020	
9/23/2020	0.00015 (J)
9/24/2020	
9/25/2020	
2/9/2021	
2/10/2021	<0.001
2/11/2021	
2/12/2021	
3/1/2021	
3/2/2021	
3/3/2021	<0.001
3/4/2021	
8/19/2021	
8/20/2021	
8/27/2021	<0.001

Time Series

Constituent: Lead (mg/L) Analysis Run 4/19/2022 5:15 PM

Plant Yates Client: Southern Company Data: Plant Yates AMA-R6

	YGWA-3I (bg)
9/1/2021	
2/8/2022	
2/9/2022	<0.001
2/10/2022	
2/11/2022	

Time Series

Constituent: Lead (mg/L) Analysis Run 4/19/2022 5:15 PM

Plant Yates Client: Southern Company Data: Plant Yates AMA-R6

	PZ-35	PZ-37	YGWC-24SA	YGWC-36A	PZ-37D	PZ-52D	PZ-51
6/8/2016			<0.001				
8/1/2016			<0.001				
9/2/2016				0.0017 (J)			
9/20/2016			<0.001				
11/8/2016			<0.001				
11/14/2016				0.0002 (J)			
1/17/2017			<0.001				
2/28/2017				0.0003 (J)			
3/8/2017			<0.001				
5/2/2017			<0.001				
5/9/2017				0.0004 (J)			
7/7/2017			<0.001				
7/13/2017				0.0004 (J)			
9/22/2017				0.0003 (J)			
9/29/2017				0.0002 (J)			
10/6/2017				0.0002 (J)			
10/12/2017		0.0002 (J)					
11/21/2017		0.0002 (J)					
1/11/2018		0.0001 (J)					
2/20/2018		<0.001					
3/30/2018			<0.001	<0.001			
4/3/2018		<0.001					
6/29/2018		<0.001					
8/6/2018		<0.001					
9/24/2018		<0.001					
3/5/2019			<0.001				
3/6/2019				<0.001			
4/4/2019			<0.001	0.00037 (J)			
9/26/2019	<0.001		<0.001	0.00023 (J)			
3/25/2020	<0.001			0.0001 (J)			
3/26/2020			5.3E-05 (J)				
9/23/2020			<0.001				
9/24/2020	<0.001						
9/25/2020		8.5E-05 (J)					
10/7/2020				0.00077 (J)			
2/9/2021		8.8E-05 (J)	0.00036 (J)				
2/10/2021	8.7E-05 (J)			0.00051 (J)			
3/3/2021			<0.001				
3/4/2021	0.00015 (J)	<0.001		0.00025 (J)			
8/25/2021		<0.001					
9/1/2021	<0.001		<0.001				
9/3/2021				<0.001	<0.001		
2/10/2022	<0.001	<0.001	<0.001				<0.001
2/11/2022				<0.001	<0.001	0.0031	

Time Series

Constituent: Lithium (mg/L) Analysis Run 4/19/2022 5:15 PM

Plant Yates Client: Southern Company Data: Plant Yates AMA-R6

	YAMW-1	YAMW-2	YAMW-3	YAMW-4	YAMW-5	YGWA-17S (bg)	YGWA-18I (bg)	YGWA-18S (bg)	YGWA-20S (bg)
6/6/2016							0.0088	0.015	
6/7/2016						<0.03			<0.03
7/27/2016						<0.03	0.0087 (J)	0.0049 (J)	<0.03
7/28/2016									
9/16/2016						<0.03		0.0031 (J)	
9/19/2016							0.0043 (J)		<0.03
11/2/2016									<0.03
11/3/2016						<0.03	<0.03	0.0021 (J)	
1/11/2017						0.0035 (J)	0.0052 (J)	0.0025 (J)	
1/13/2017									<0.03
3/1/2017							0.0053 (J)	0.0029 (J)	
3/2/2017						<0.03			
3/6/2017									<0.03
4/26/2017							0.0041 (J)	0.0019 (J)	<0.03
5/2/2017						<0.03			
6/28/2017							0.0039 (J)	0.0016 (J)	
6/29/2017						<0.03			<0.03
3/28/2018						<0.03	0.0041 (J)	0.0024 (J)	
3/29/2018									<0.03
6/5/2018									
6/6/2018									<0.03
6/7/2018							0.0032 (J)		
6/11/2018						<0.03		0.0014 (J)	
9/25/2018						<0.03	0.0036 (J)	0.0016 (J)	<0.03
10/16/2018	0.0052 (J)								
3/5/2019						<0.03		0.0031 (J)	<0.03
3/6/2019							0.0033 (J)		
4/2/2019						<0.03			
4/3/2019							0.0035 (J)	0.0028 (J)	<0.03
9/24/2019									
9/25/2019						<0.03			<0.03
9/26/2019	<0.03						0.0032 (J)	0.0029 (J)	
2/11/2020						<0.03	0.0033 (J)	0.005 (J)	
2/12/2020									<0.03
3/24/2020						0.0034 (J)	0.0033 (J)	0.0035 (J)	<0.03
3/25/2020	0.0011 (J)								
9/23/2020		<0.03		0.03 (J)		<0.03	0.003 (J)	0.0022 (J)	
9/24/2020	0.011 (J)				0.013 (J)				<0.03
2/9/2021	0.021 (J)	<0.03		0.018 (J)	0.016 (J)		0.0031 (J)	0.0019 (J)	<0.03
3/3/2021	0.022 (J)	<0.03		0.02 (J)		<0.03	0.0034 (J)	0.0021 (J)	<0.03
3/4/2021					0.016 (J)				
8/25/2021				0.033					
8/26/2021					0.015 (J)			0.0019 (J)	
8/27/2021						<0.03	0.0032 (J)		<0.03
9/1/2021	0.013 (J)	<0.03							
12/9/2021			0.042						
2/9/2022						<0.03	0.0032 (J)	0.0015 (J)	0.00082 (J)
2/10/2022	0.014 (J)	<0.03	0.054	0.036	0.015 (J)				

Time Series

Constituent: Lithium (mg/L) Analysis Run 4/19/2022 5:15 PM

Plant Yates Client: Southern Company Data: Plant Yates AMA-R6

	YGWA-21I (bg)
6/6/2016	
6/7/2016	0.0055
7/27/2016	
7/28/2016	0.0045 (J)
9/16/2016	
9/19/2016	0.0054 (J)
11/2/2016	
11/3/2016	<0.03
1/11/2017	
1/13/2017	0.0062 (J)
3/1/2017	
3/2/2017	
3/6/2017	0.0059 (J)
4/26/2017	0.0054 (J)
5/2/2017	
6/28/2017	
6/29/2017	0.0047 (J)
3/28/2018	
3/29/2018	0.0062 (J)
6/5/2018	0.0061 (J)
6/6/2018	
6/7/2018	
6/11/2018	
9/25/2018	0.0062 (J)
10/16/2018	
3/5/2019	0.0053 (J)
3/6/2019	
4/2/2019	0.0051 (J)
4/3/2019	
9/24/2019	0.0068 (J)
9/25/2019	
9/26/2019	
2/11/2020	
2/12/2020	0.0065 (J)
3/24/2020	0.0064 (J)
3/25/2020	
9/23/2020	
9/24/2020	0.0069 (J)
2/9/2021	0.006 (J)
3/3/2021	
3/4/2021	0.0062 (J)
8/25/2021	
8/26/2021	
8/27/2021	
9/1/2021	0.0057 (J)
12/9/2021	
2/9/2022	0.0061 (J)
2/10/2022	

Time Series

Constituent: Lithium (mg/L) Analysis Run 4/19/2022 5:15 PM

Plant Yates Client: Southern Company Data: Plant Yates AMA-R6

	YGWA-39 (bg)	YGWA-40 (bg)	YGWA-4I (bg)	YGWA-5D (bg)	YGWA-5I (bg)	YGWC-23S	YGWC-38	YGWC-41	YGWC-42
6/2/2016			0.013	0.0049 (J)	<0.03				
6/7/2016						<0.03			
7/26/2016			0.0123 (J)	0.0063 (J)	0.0027 (J)				
7/28/2016						0.0019 (J)			
8/30/2016									0.0257 (J)
8/31/2016									
9/14/2016			0.0137 (J)	0.0058 (J)	0.0029 (J)				
9/20/2016						0.0021 (J)			
11/2/2016			0.0136 (J)	0.0053 (J)					
11/4/2016					<0.03				
11/8/2016						0.0024 (J)			
11/16/2016									0.0221 (J)
1/12/2017				0.0054 (J)	0.0032 (J)				
1/13/2017			0.0121 (J)						
1/16/2017						0.0022 (J)			
2/24/2017									
2/27/2017									0.0208 (J)
3/6/2017			0.0143 (J)						
3/7/2017				0.0056 (J)	0.0035 (J)				
3/9/2017						0.0025 (J)			
5/1/2017			0.0132 (J)	0.0031 (J)					
5/2/2017					0.0031 (J)	0.0019 (J)			
5/10/2017									0.0316 (J)
6/27/2017				0.0018 (J)	0.0029 (J)				
6/29/2017			0.0145 (J)						
7/10/2017						0.0018 (J)			
7/11/2017									0.0281 (J)
10/11/2017	0.0018 (J)								
10/12/2017		<0.03					0.0095 (J)	0.004 (J)	0.0331 (J)
11/20/2017	0.0018 (J)	<0.03					0.0083 (J)		
11/21/2017								0.0043 (J)	
1/10/2018		<0.03							
1/11/2018	0.0019 (J)							0.0044 (J)	
1/12/2018							0.0089 (J)		
2/19/2018		<0.03						<0.03	
2/20/2018	<0.03						0.0082 (J)		
3/29/2018			0.014 (J)	0.0058 (J)	0.0034 (J)				
3/30/2018						0.0039 (J)			
4/3/2018	0.0022 (J)	<0.03					0.0097 (J)	0.0047 (J)	
4/4/2018									0.037 (J)
6/6/2018				0.0068 (J)					
6/7/2018			0.013 (J)		0.0032 (J)				
6/12/2018						0.0017 (J)			
6/27/2018								0.0042 (J)	
6/28/2018	0.0026 (J)	<0.03					0.0093 (J)		
8/7/2018	0.0024 (J)	<0.03					0.0092 (J)	0.0038 (J)	
9/20/2018									0.049 (J)
9/24/2018	0.0022 (J)	<0.03					0.0083 (J)	0.0037 (J)	
9/26/2018			0.014 (J)	0.0065 (J)	0.0032 (J)				
9/27/2018						0.0017 (J)			
3/4/2019			0.015 (J)	0.0065 (J)	0.0032 (J)				
3/6/2019						0.0025 (J)			

Time Series

Constituent: Lithium (mg/L) Analysis Run 4/19/2022 5:15 PM

Plant Yates Client: Southern Company Data: Plant Yates AMA-R6

	YGWA-39 (bg)	YGWA-40 (bg)	YGWA-4I (bg)	YGWA-5D (bg)	YGWA-5I (bg)	YGWC-23S	YGWC-38	YGWC-41	YGWC-42
4/3/2019			0.014 (J)	0.007 (J)	0.0035 (J)				
4/4/2019						0.0018 (J)			
8/21/2019	0.0035 (J)	<0.03							
8/22/2019							0.0082 (J)	0.0035 (J)	0.047
9/24/2019				0.0065 (J)	0.0031 (J)				
9/25/2019			0.014 (J)						
9/27/2019						0.0017 (J)			
10/9/2019	0.0036 (J)	<0.03					0.0081 (J)	0.0032 (J)	0.037
2/12/2020	0.0041 (J)	<0.03	0.011 (J)	0.0066 (J)	0.0032 (J)				
3/24/2020		<0.03		0.0064 (J)	0.0033 (J)				
3/25/2020	0.0049 (J)		0.014 (J)				0.0081 (J)	0.0029 (J)	0.045
3/26/2020						0.0021 (J)			
9/22/2020			0.013 (J)	0.0066 (J)	0.0034 (J)				
9/24/2020	0.0054 (J)	<0.03				0.0035 (J)			0.05
9/25/2020							0.0069 (J)	0.0025 (J)	
2/8/2021				0.0063 (J)	0.0032 (J)				
2/9/2021			0.011 (J)			0.0026 (J)	0.0067 (J)		
2/10/2021	0.0071 (J)	<0.03						0.0021 (J)	0.058
3/2/2021				0.0018 (J)	0.0031 (J)				
3/3/2021			0.012 (J)						
3/4/2021	0.0084 (J)	<0.03				0.0026 (J)	0.0067 (J)	0.0021 (J)	0.059
8/25/2021						0.0026 (J)			0.053
8/26/2021	0.0082 (J)		0.0094 (J)	0.0075 (J)	0.0032 (J)		0.007 (J)	0.0021 (J)	
9/3/2021		<0.03							
9/27/2021									
2/8/2022	0.008 (J)	0.00076 (J)						0.0023 (J)	
2/10/2022				0.0076 (J)	0.0036 (J)	0.0029 (J)	0.0068 (J)		0.052
2/11/2022			0.012 (J)						

Time Series

Constituent: Lithium (mg/L) Analysis Run 4/19/2022 5:15 PM

Plant Yates Client: Southern Company Data: Plant Yates AMA-R6

	YGWC-43
6/2/2016	
6/7/2016	
7/26/2016	
7/28/2016	
8/30/2016	
8/31/2016	0.006 (J)
9/14/2016	
9/20/2016	
11/2/2016	
11/4/2016	
11/8/2016	
11/16/2016	0.0095 (J)
1/12/2017	
1/13/2017	
1/16/2017	
2/24/2017	0.0104 (J)
2/27/2017	
3/6/2017	
3/7/2017	
3/9/2017	
5/1/2017	
5/2/2017	
5/10/2017	0.0123 (J)
6/27/2017	
6/29/2017	
7/10/2017	
7/11/2017	0.0131 (J)
10/11/2017	
10/12/2017	0.013 (J)
11/20/2017	
11/21/2017	
1/10/2018	
1/11/2018	
1/12/2018	
2/19/2018	
2/20/2018	
3/29/2018	
3/30/2018	
4/3/2018	
4/4/2018	0.016 (J)
6/6/2018	
6/7/2018	
6/12/2018	
6/27/2018	
6/28/2018	
8/7/2018	
9/20/2018	0.019 (J)
9/24/2018	
9/26/2018	
9/27/2018	
3/4/2019	
3/6/2019	

Time Series

Constituent: Lithium (mg/L) Analysis Run 4/19/2022 5:15 PM

Plant Yates Client: Southern Company Data: Plant Yates AMA-R6

	YGWC-43
4/3/2019	
4/4/2019	
8/21/2019	0.015 (J)
8/22/2019	
9/24/2019	
9/25/2019	
9/27/2019	
10/9/2019	0.018 (J)
2/12/2020	
3/24/2020	
3/25/2020	0.016 (J)
3/26/2020	
9/22/2020	
9/24/2020	
9/25/2020	0.018 (J)
2/8/2021	
2/9/2021	0.024 (J)
2/10/2021	
3/2/2021	
3/3/2021	
3/4/2021	0.025 (J)
8/25/2021	
8/26/2021	
9/3/2021	
9/27/2021	0.0092 (J)
2/8/2022	0.016 (J)
2/10/2022	
2/11/2022	

Time Series

Constituent: Lithium (mg/L) Analysis Run 4/19/2022 5:15 PM

Plant Yates Client: Southern Company Data: Plant Yates AMA-R6

	YGWC-49	YGWA-47 (bg)	GWA-2 (bg)	YGWA-14S (bg)	YGWA-1D (bg)	YGWA-1I (bg)	YGWA-2I (bg)	YGWA-30I (bg)	YGWA-3D (bg)
6/1/2016					0.015	<0.03			
6/2/2016				<0.03				<0.03	0.018
7/25/2016						0.002 (J)		<0.03	
7/26/2016				<0.03	0.0135 (J)				0.0221 (J)
8/30/2016		0.0061 (J)							
8/31/2016			<0.03						
9/1/2016	0.0034 (J)								
9/13/2016					0.0112 (J)	<0.03			
9/14/2016							0.004 (J)		
9/15/2016				<0.03					0.0197 (J)
9/19/2016								<0.03	
11/1/2016					0.0163 (J)			<0.03	0.0194 (J)
11/2/2016				<0.03					
11/4/2016						<0.03	<0.03		
11/14/2016		0.0064 (J)							
11/15/2016	0.0044 (J)								
11/28/2016			<0.03						
12/15/2016							0.0026 (J)		
1/10/2017				<0.03					
1/11/2017					0.0166 (J)				0.0177 (J)
1/16/2017						0.0023 (J)	0.0023 (J)	<0.03	
2/21/2017								<0.03	
2/22/2017			<0.03						
2/24/2017		0.0049 (J)							
2/27/2017	0.0036 (J)								
3/1/2017									
3/2/2017					0.0159 (J)	0.0025 (J)			0.0185 (J)
3/3/2017							0.0013 (J)		
3/8/2017				<0.03					
4/26/2017				<0.03				<0.03	0.0183 (J)
4/27/2017					0.0137 (J)	0.0027 (J)			
4/28/2017							0.0031 (J)		
5/8/2017		0.0053 (J)	0.0014 (J)						
5/9/2017	0.0038 (J)								
5/26/2017							0.0038 (J)		
6/27/2017					0.0094 (J)	0.0024 (J)			
6/28/2017							0.0026 (J)		0.0173 (J)
6/30/2017				<0.03				<0.03	
7/11/2017		0.0051 (J)							
7/13/2017	0.0036 (J)								
7/17/2017			<0.03						
10/10/2017		0.0043 (J)							
10/11/2017	0.0036 (J)								
10/16/2017			0.0016 (J)						
2/19/2018			<0.03						
3/27/2018				<0.03		0.0023 (J)		0.0011 (J)	
3/28/2018							0.0025 (J)		0.02 (J)
3/29/2018					0.0078 (J)				
4/2/2018		0.0045 (J)							
4/4/2018	0.0039 (J)								
6/5/2018					0.0079 (J)				
6/6/2018						0.0024 (J)			

Time Series

Constituent: Lithium (mg/L) Analysis Run 4/19/2022 5:15 PM

Plant Yates Client: Southern Company Data: Plant Yates AMA-R6

	YGWC-49	YGWA-47 (bg)	GWA-2 (bg)	YGWA-14S (bg)	YGWA-1D (bg)	YGWA-1I (bg)	YGWA-2I (bg)	YGWA-30I (bg)	YGWA-3D (bg)
6/7/2018							0.0017 (J)		0.02 (J)
6/8/2018				<0.03					
6/11/2018								0.0012 (J)	
8/6/2018			<0.03						
9/19/2018		0.0043 (J)							
9/20/2018	0.0036 (J)								
10/1/2018				<0.03	0.0053 (J)	0.0023 (J)	<0.03		0.02 (J)
10/2/2018								<0.03	
2/26/2019				<0.03				0.0011 (J)	
2/27/2019					0.0093 (J)	0.0023 (J)	0.0011 (J)		0.021 (J)
3/28/2019					0.013 (J)	0.0022 (J)			
3/29/2019				<0.03			0.0016 (J)		
4/1/2019								0.001 (J)	0.021 (J)
8/19/2019			0.0019 (J)						
8/20/2019		0.0036 (J)							
9/24/2019					0.0046 (J)	0.0023 (J)	0.0011 (J)		
9/25/2019				<0.03				0.0011 (J)	0.02 (J)
9/26/2019	0.0036 (J)								
10/8/2019		0.0036 (J)	0.0015 (J)						
2/10/2020					0.011 (J)	0.0023 (J)			
2/11/2020							0.0012 (J)		
2/12/2020				<0.03				0.0013 (J)	0.019 (J)
3/17/2020		0.0046 (J)	0.0017 (J)						
3/18/2020				<0.03		0.0024 (J)			
3/19/2020					0.013 (J)		0.0022 (J)	0.0012 (J)	0.023 (J)
3/25/2020	0.0037 (J)								
8/26/2020			0.0032 (J)						
8/27/2020		0.0039 (J)							
9/22/2020		0.0036 (J)	0.0029 (J)						
9/23/2020					0.014 (J)	0.0024 (J)	0.0016 (J)		0.023 (J)
9/24/2020	0.0037 (J)							0.0011 (J)	
9/25/2020				<0.03					
2/9/2021	0.0038 (J)								
2/10/2021				<0.03			0.0039 (J)		0.023 (J)
2/11/2021								0.0012 (J)	
2/12/2021					0.01 (J)	0.0025 (J)			
3/1/2021		0.0037 (J)						0.0011 (J)	
3/2/2021			0.0033 (J)	<0.03					
3/3/2021					0.012 (J)	0.0025 (J)	0.0016 (J)		0.024 (J)
3/4/2021	0.0035 (J)								
8/19/2021		0.0038 (J)		<0.03	0.013 (J)	0.0023 (J)		0.0012 (J)	0.023 (J)
8/20/2021			0.0028 (J)						
8/27/2021							0.0058 (J)		
9/1/2021	0.0036 (J)								
2/8/2022	0.0036 (J)	0.0039 (J)	0.0031 (J)						
2/9/2022					0.013 (J)	0.0027 (J)	0.006 (J)		0.026 (J)
2/10/2022				<0.03					
2/11/2022								0.0014 (J)	

Time Series

Constituent: Lithium (mg/L) Analysis Run 4/19/2022 5:15 PM

Plant Yates Client: Southern Company Data: Plant Yates AMA-R6

	YGWA-3I (bg)
6/1/2016	0.01
6/2/2016	
7/25/2016	0.0132 (J)
7/26/2016	
8/30/2016	
8/31/2016	
9/1/2016	
9/13/2016	
9/14/2016	0.012 (J)
9/15/2016	
9/19/2016	
11/1/2016	0.0115 (J)
11/2/2016	
11/4/2016	
11/14/2016	
11/15/2016	
11/28/2016	
12/15/2016	
1/10/2017	
1/11/2017	0.0085 (J)
1/16/2017	
2/21/2017	
2/22/2017	
2/24/2017	
2/27/2017	
3/1/2017	0.0114 (J)
3/2/2017	
3/3/2017	
3/8/2017	
4/26/2017	0.0092 (J)
4/27/2017	
4/28/2017	
5/8/2017	
5/9/2017	
5/26/2017	
6/27/2017	
6/28/2017	0.0085 (J)
6/30/2017	
7/11/2017	
7/13/2017	
7/17/2017	
10/10/2017	
10/11/2017	
10/16/2017	
2/19/2018	
3/27/2018	
3/28/2018	0.013 (J)
3/29/2018	
4/2/2018	
4/4/2018	
6/5/2018	
6/6/2018	

Time Series

Constituent: Lithium (mg/L) Analysis Run 4/19/2022 5:15 PM

Plant Yates Client: Southern Company Data: Plant Yates AMA-R6

	YGWA-3I (bg)
6/7/2018	
6/8/2018	0.012 (J)
6/11/2018	
8/6/2018	
9/19/2018	
9/20/2018	
10/1/2018	0.011 (J)
10/2/2018	
2/26/2019	
2/27/2019	0.014 (J)
3/28/2019	
3/29/2019	
4/1/2019	0.013 (J)
8/19/2019	
8/20/2019	
9/24/2019	
9/25/2019	0.01 (J)
9/26/2019	
10/8/2019	
2/10/2020	
2/11/2020	0.013 (J)
2/12/2020	
3/17/2020	
3/18/2020	
3/19/2020	0.014 (J)
3/25/2020	
8/26/2020	
8/27/2020	
9/22/2020	
9/23/2020	0.013 (J)
9/24/2020	
9/25/2020	
2/9/2021	
2/10/2021	0.015 (J)
2/11/2021	
2/12/2021	
3/1/2021	
3/2/2021	
3/3/2021	0.017 (J)
3/4/2021	
8/19/2021	
8/20/2021	
8/27/2021	0.026 (J)
9/1/2021	
2/8/2022	
2/9/2022	0.021 (J)
2/10/2022	
2/11/2022	

Time Series

Constituent: Lithium (mg/L) Analysis Run 4/19/2022 5:15 PM

Plant Yates Client: Southern Company Data: Plant Yates AMA-R6

	PZ-35	PZ-37	YGWC-24SA	YGWC-36A	PZ-37D	PZ-52D	PZ-51
6/8/2016			<0.03				
8/1/2016			<0.03				
9/2/2016				0.0029 (J)			
9/20/2016			<0.03				
11/8/2016			<0.03				
11/14/2016				0.0044 (J)			
1/17/2017			<0.03				
2/28/2017				0.0038 (J)			
3/8/2017			<0.03				
5/2/2017			<0.03				
5/9/2017				0.0057 (J)			
7/7/2017			<0.03				
7/13/2017				0.007 (J)			
9/22/2017				0.0067 (J)			
9/29/2017				0.0064 (J)			
10/6/2017				0.0065 (J)			
10/12/2017		0.0271 (J)					
11/21/2017		0.0255 (J)					
1/11/2018		0.0271 (J)					
2/20/2018		<0.03					
3/30/2018			<0.03	0.0061 (J)			
4/3/2018		0.027 (J)					
6/12/2018			<0.03				
6/13/2018				0.0065 (J)			
6/29/2018		0.032 (J)					
8/6/2018		0.033 (J)					
9/24/2018		0.028 (J)					
9/26/2018			<0.03	0.0063 (J)			
10/16/2018	0.0011 (J)						
3/5/2019			<0.03				
3/6/2019				0.0057 (J)			
4/4/2019			<0.03	0.0058 (J)			
9/26/2019	<0.03		<0.03	0.0041 (J)			
3/25/2020	0.011 (J)			0.0032 (J)			
3/26/2020			<0.03				
9/23/2020			<0.03				
9/24/2020	0.001 (J)						
9/25/2020		0.028 (J)					
10/7/2020				0.0014 (J)			
2/9/2021		0.024 (J)	<0.03				
2/10/2021	0.0012 (J)			0.0011 (J)			
3/3/2021			<0.03				
3/4/2021	0.0015 (J)	0.028 (J)		<0.03			
8/25/2021		0.023 (J)					
9/1/2021	0.0019 (J)		<0.03				
9/3/2021				0.00086 (J)	0.013 (J)		
2/10/2022	0.0021 (J)	0.017 (J)	<0.03				0.006 (J)
2/11/2022				0.00093 (J)	0.0087 (J)	0.015 (J)	

Time Series

Constituent: Mercury (mg/L) Analysis Run 4/19/2022 5:15 PM

Plant Yates Client: Southern Company Data: Plant Yates AMA-R6

	YAMW-1	YAMW-2	YAMW-3	YAMW-4	YAMW-5	YGWA-17S (bg)	YGWA-18I (bg)	YGWA-18S (bg)	YGWA-20S (bg)
6/6/2016							<0.0002	<0.0002	
6/7/2016						9.5E-05 (J)			9.6E-05 (J)
7/27/2016						<0.0002	<0.0002	<0.0002	<0.0002
7/28/2016									
9/16/2016						<0.0002		<0.0002	
9/19/2016							<0.0002		<0.0002
11/2/2016									<0.0002
11/3/2016						<0.0002	<0.0002	<0.0002	
1/11/2017						<0.0002	<0.0002	<0.0002	
1/13/2017									<0.0002
3/1/2017							<0.0002	<0.0002	
3/2/2017						<0.0002			
3/6/2017									<0.0002
4/26/2017							<0.0002	<0.0002	<0.0002
5/2/2017						<0.0002			
6/28/2017							<0.0002	<0.0002	
6/29/2017						<0.0002			<0.0002
3/28/2018						<0.0002	<0.0002	<0.0002	
3/29/2018									<0.0002
9/25/2018						<0.0002	<0.0002	<0.0002	<0.0002
3/5/2019						<0.0002		<0.0002	<0.0002
3/6/2019							<0.0002		
2/11/2020						<0.0002	<0.0002	<0.0002	
2/12/2020									<0.0002
9/23/2020		<0.0002		<0.0002					
9/24/2020	<0.0002				<0.0002				
2/9/2021	<0.0002	<0.0002		<0.0002	<0.0002		<0.0002	<0.0002	<0.0002
3/3/2021	<0.0002	<0.0002		<0.0002		<0.0002	<0.0002	<0.0002	<0.0002
3/4/2021					<0.0002				
8/25/2021				<0.0002					
8/26/2021					<0.0002			<0.0002	
8/27/2021						<0.0002	<0.0002		<0.0002
9/1/2021	<0.0002	<0.0002							
2/9/2022						<0.0002	<0.0002	<0.0002	<0.0002
2/10/2022	<0.0002	<0.0002	<0.0002	<0.0002	<0.0002				

Time Series

Constituent: Mercury (mg/L) Analysis Run 4/19/2022 5:15 PM

Plant Yates Client: Southern Company Data: Plant Yates AMA-R6

	YGWA-21I (bg)
6/6/2016	
6/7/2016	9.6E-05 (J)
7/27/2016	
7/28/2016	<0.0002
9/16/2016	
9/19/2016	<0.0002
11/2/2016	
11/3/2016	<0.0002
1/11/2017	
1/13/2017	<0.0002
3/1/2017	
3/2/2017	
3/6/2017	<0.0002
4/26/2017	<0.0002
5/2/2017	
6/28/2017	
6/29/2017	<0.0002
3/28/2018	
3/29/2018	<0.0002
9/25/2018	<0.0002
3/5/2019	<0.0002
3/6/2019	
2/11/2020	
2/12/2020	<0.0002
9/23/2020	
9/24/2020	
2/9/2021	<0.0002
3/3/2021	
3/4/2021	<0.0002
8/25/2021	
8/26/2021	
8/27/2021	
9/1/2021	<0.0002
2/9/2022	<0.0002
2/10/2022	

Time Series

Constituent: Mercury (mg/L) Analysis Run 4/19/2022 5:15 PM

Plant Yates Client: Southern Company Data: Plant Yates AMA-R6

	YGWA-39 (bg)	YGWA-40 (bg)	YGWA-4I (bg)	YGWA-5D (bg)	YGWA-5I (bg)	YGWC-23S	YGWC-38	YGWC-41	YGWC-42
6/2/2016			<0.0002	<0.0002	<0.0002				
6/7/2016						9.8E-05 (J)			
7/26/2016			<0.0002	<0.0002	<0.0002				
7/28/2016						<0.0002			
8/30/2016									<0.0002
8/31/2016									
9/14/2016			<0.0002	<0.0002	<0.0002				
9/20/2016						<0.0002			
11/2/2016			<0.0002	<0.0002					
11/4/2016					<0.0002				
11/8/2016						<0.0002			
11/16/2016									<0.0002
1/12/2017				<0.0002	<0.0002				
1/13/2017			<0.0002						
1/16/2017						<0.0002			
2/24/2017									
2/27/2017									<0.0002
3/6/2017			<0.0002						
3/7/2017				<0.0002	<0.0002				
3/9/2017						<0.0002			
5/1/2017			<0.0002	<0.0002					
5/2/2017					<0.0002	<0.0002			
5/10/2017									<0.0002
6/27/2017				<0.0002	<0.0002				
6/29/2017			<0.0002						
7/10/2017						<0.0002			
7/11/2017									<0.0002
10/11/2017	<0.0002								
10/12/2017		<0.0002					<0.0002	<0.0002	<0.0002
11/20/2017	7E-05 (J)	8E-05 (J)					8E-05 (J)		
11/21/2017								6E-05 (J)	
1/10/2018		<0.0002							
1/11/2018	<0.0002							<0.0002	
1/12/2018							<0.0002		
2/19/2018		<0.0002						<0.0002	
2/20/2018	<0.0002						<0.0002		
3/29/2018			<0.0002	<0.0002	<0.0002				
3/30/2018						<0.0002			
4/3/2018	<0.0002	<0.0002					<0.0002	<0.0002	
4/4/2018									<0.0002
6/27/2018								<0.0002	
6/28/2018	<0.0002	3.6E-05 (J)					3.7E-05 (J)		
8/7/2018	<0.0002	<0.0002					<0.0002	<0.0002	
9/20/2018									4.8E-05 (J)
9/24/2018	<0.0002	<0.0002					<0.0002	<0.0002	
9/26/2018			<0.0002	<0.0002	<0.0002				
9/27/2018						<0.0002			
3/4/2019			<0.0002	<0.0002	<0.0002				
3/6/2019						<0.0002			
8/21/2019	<0.0002	<0.0002							
8/22/2019							<0.0002	<0.0002	<0.0002
2/12/2020	<0.0002	<0.0002	<0.0002	<0.0002	<0.0002				

Time Series

Constituent: Mercury (mg/L) Analysis Run 4/19/2022 5:15 PM

Plant Yates Client: Southern Company Data: Plant Yates AMA-R6

	YGWA-39 (bg)	YGWA-40 (bg)	YGWA-4I (bg)	YGWA-5D (bg)	YGWA-5I (bg)	YGWC-23S	YGWC-38	YGWC-41	YGWC-42
2/8/2021				<0.0002	<0.0002				
2/9/2021			<0.0002			0.00015 (J)	<0.0002		
2/10/2021	<0.0002	<0.0002						<0.0002	<0.0002
3/2/2021				<0.0002	<0.0002				
3/3/2021			<0.0002						
3/4/2021	<0.0002	<0.0002				<0.0002	<0.0002	<0.0002	<0.0002
8/25/2021						<0.0002			<0.0002
8/26/2021	<0.0002		<0.0002	<0.0002	<0.0002		<0.0002	<0.0002	
9/3/2021		0.00012 (J)							
9/27/2021									
2/8/2022	<0.0002	0.00013 (J)						<0.0002	
2/10/2022				<0.0002	<0.0002	<0.0002	<0.0002		<0.0002
2/11/2022			<0.0002						

Time Series

Constituent: Mercury (mg/L) Analysis Run 4/19/2022 5:15 PM

Plant Yates Client: Southern Company Data: Plant Yates AMA-R6

	YGWC-43
6/2/2016	
6/7/2016	
7/26/2016	
7/28/2016	
8/30/2016	
8/31/2016	<0.0002
9/14/2016	
9/20/2016	
11/2/2016	
11/4/2016	
11/8/2016	
11/16/2016	<0.0002
1/12/2017	
1/13/2017	
1/16/2017	
2/24/2017	<0.0002
2/27/2017	
3/6/2017	
3/7/2017	
3/9/2017	
5/1/2017	
5/2/2017	
5/10/2017	<0.0002
6/27/2017	
6/29/2017	
7/10/2017	
7/11/2017	<0.0002
10/11/2017	
10/12/2017	<0.0002
11/20/2017	
11/21/2017	
1/10/2018	
1/11/2018	
1/12/2018	
2/19/2018	
2/20/2018	
3/29/2018	
3/30/2018	
4/3/2018	
4/4/2018	<0.0002
6/27/2018	
6/28/2018	
8/7/2018	
9/20/2018	5.2E-05 (J)
9/24/2018	
9/26/2018	
9/27/2018	
3/4/2019	
3/6/2019	
8/21/2019	<0.0002
8/22/2019	
2/12/2020	

Time Series

Constituent: Mercury (mg/L) Analysis Run 4/19/2022 5:15 PM

Plant Yates Client: Southern Company Data: Plant Yates AMA-R6

	YGWC-43
2/8/2021	
2/9/2021	<0.0002
2/10/2021	
3/2/2021	
3/3/2021	
3/4/2021	<0.0002
8/25/2021	
8/26/2021	
9/3/2021	
9/27/2021	9E-05 (JB)
2/8/2022	<0.0002
2/10/2022	
2/11/2022	

Time Series

Constituent: Mercury (mg/L) Analysis Run 4/19/2022 5:15 PM

Plant Yates Client: Southern Company Data: Plant Yates AMA-R6

	YGWC-49	YGWA-47 (bg)	GWA-2 (bg)	YGWA-14S (bg)	YGWA-1D (bg)	YGWA-1I (bg)	YGWA-2I (bg)	YGWA-30I (bg)	YGWA-3D (bg)
5/1/2007			<0.0002						
9/11/2007			<0.0002						
3/20/2008			<0.0002						
8/27/2008			<0.0002						
3/3/2009			<0.0002						
11/18/2009			<0.0002						
3/3/2010			<0.0002						
9/8/2010			<0.0002						
3/10/2011			<0.0002						
9/8/2011			<0.0002						
3/5/2012			<0.0002						
9/10/2012			<0.0002						
2/6/2013			<0.0002						
8/12/2013			<0.0002						
2/5/2014			<0.0002						
8/5/2014			<0.0002						
2/4/2015			<0.0002						
8/3/2015			<0.0002						
2/16/2016			1.36E-05 (J)						
6/1/2016					<0.0002	<0.0002			
6/2/2016				<0.0002				<0.0002	<0.0002
7/25/2016						<0.0002		<0.0002	
7/26/2016				<0.0002	<0.0002				<0.0002
8/30/2016		<0.0002							
8/31/2016			<0.0002						
9/1/2016	<0.0002								
9/13/2016					<0.0002	<0.0002			
9/14/2016							<0.0002		
9/15/2016				<0.0002					<0.0002
9/19/2016								<0.0002	
11/1/2016					<0.0002			<0.0002	<0.0002
11/2/2016				<0.0002					
11/4/2016						<0.0002	<0.0002		
11/14/2016		<0.0002							
11/15/2016	<0.0002								
11/28/2016			<0.0002						
12/15/2016							<0.0002		
1/10/2017				<0.0002					
1/11/2017					<0.0002				<0.0002
1/16/2017						<0.0002	<0.0002	<0.0002	
2/21/2017								<0.0002	
2/22/2017			<0.0002						
2/24/2017		<0.0002							
2/27/2017	<0.0002								
3/1/2017									
3/2/2017					<0.0002	<0.0002			<0.0002
3/3/2017							<0.0002		
3/8/2017				<0.0002					
4/26/2017				<0.0002				<0.0002	<0.0002
4/27/2017					<0.0002	<0.0002			
4/28/2017							<0.0002		
5/8/2017		<0.0002	<0.0002						

Time Series

Constituent: Mercury (mg/L) Analysis Run 4/19/2022 5:15 PM

Plant Yates Client: Southern Company Data: Plant Yates AMA-R6

	YGWC-49	YGWA-47 (bg)	GWA-2 (bg)	YGWA-14S (bg)	YGWA-1D (bg)	YGWA-1I (bg)	YGWA-2I (bg)	YGWA-30I (bg)	YGWA-3D (bg)
5/9/2017	<0.0002								
5/26/2017							<0.0002		
6/27/2017					<0.0002	<0.0002			
6/28/2017							<0.0002		<0.0002
6/30/2017				<0.0002				<0.0002	
7/11/2017		<0.0002							
7/13/2017	<0.0002								
7/17/2017			<0.0002						
10/10/2017		<0.0002							
10/11/2017	<0.0002								
10/16/2017			<0.0002						
2/19/2018			<0.0002						
3/27/2018				<0.0002		<0.0002		<0.0002	
3/28/2018							<0.0002		<0.0002
3/29/2018					<0.0002				
4/2/2018		<0.0002							
4/4/2018	<0.0002								
8/6/2018			<0.0002						
9/19/2018		5.3E-05 (J)							
9/20/2018	6.1E-05 (J)								
2/25/2019			7.4E-05 (J)						
2/26/2019				6.1E-05 (J)				6.8E-05 (J)	
2/27/2019					5.1E-05 (J)	5.4E-05 (J)	<0.0002		6.2E-05 (J)
3/28/2019					4E-05 (J)	<0.0002			
3/29/2019				<0.0002			<0.0002		
4/1/2019								8.2E-05 (J)	9.6E-05 (J)
6/12/2019			<0.0002						
8/19/2019			<0.0002						
8/20/2019		<0.0002							
9/24/2019					<0.0002	<0.0002	<0.0002		
9/25/2019				<0.0002				<0.0002	<0.0002
10/8/2019			<0.0002						
2/10/2020					<0.0002	<0.0002			
2/11/2020							<0.0002		
2/12/2020				<0.0002				<0.0002	<0.0002
5/6/2020			<0.0002						
8/26/2020			<0.0002						
8/27/2020		<0.0002							
9/22/2020			<0.0002						
2/9/2021	0.00014 (J)								
2/10/2021				<0.0002			<0.0002		<0.0002
2/11/2021								<0.0002	
2/12/2021					<0.0002	<0.0002			
3/2/2021			<0.0002						
3/4/2021	<0.0002								
8/19/2021		<0.0002							
8/20/2021			<0.0002						
9/1/2021	<0.0002								
2/8/2022	<0.0002	<0.0002	<0.0002						
2/9/2022					<0.0002	<0.0002	<0.0002		<0.0002
2/10/2022				<0.0002					
2/11/2022								<0.0002	

Time Series

Constituent: Mercury (mg/L) Analysis Run 4/19/2022 5:15 PM

Plant Yates Client: Southern Company Data: Plant Yates AMA-R6

	YGWA-3I (bg)
5/1/2007	
9/11/2007	
3/20/2008	
8/27/2008	
3/3/2009	
11/18/2009	
3/3/2010	
9/8/2010	
3/10/2011	
9/8/2011	
3/5/2012	
9/10/2012	
2/6/2013	
8/12/2013	
2/5/2014	
8/5/2014	
2/4/2015	
8/3/2015	
2/16/2016	
6/1/2016	<0.0002
6/2/2016	
7/25/2016	<0.0002
7/26/2016	
8/30/2016	
8/31/2016	
9/1/2016	
9/13/2016	
9/14/2016	<0.0002
9/15/2016	
9/19/2016	
11/1/2016	<0.0002
11/2/2016	
11/4/2016	
11/14/2016	
11/15/2016	
11/28/2016	
12/15/2016	
1/10/2017	
1/11/2017	<0.0002
1/16/2017	
2/21/2017	
2/22/2017	
2/24/2017	
2/27/2017	
3/1/2017	<0.0002
3/2/2017	
3/3/2017	
3/8/2017	
4/26/2017	<0.0002
4/27/2017	
4/28/2017	
5/8/2017	

Time Series

Constituent: Mercury (mg/L) Analysis Run 4/19/2022 5:15 PM

Plant Yates Client: Southern Company Data: Plant Yates AMA-R6

	YGWA-3I (bg)
5/9/2017	
5/26/2017	
6/27/2017	
6/28/2017	<0.0002
6/30/2017	
7/11/2017	
7/13/2017	
7/17/2017	
10/10/2017	
10/11/2017	
10/16/2017	
2/19/2018	
3/27/2018	
3/28/2018	<0.0002
3/29/2018	
4/2/2018	
4/4/2018	
8/6/2018	
9/19/2018	
9/20/2018	
2/25/2019	
2/26/2019	
2/27/2019	6.1E-05 (J)
3/28/2019	
3/29/2019	
4/1/2019	8.4E-05 (J)
6/12/2019	
8/19/2019	
8/20/2019	
9/24/2019	
9/25/2019	<0.0002
10/8/2019	
2/10/2020	
2/11/2020	<0.0002
2/12/2020	
5/6/2020	
8/26/2020	
8/27/2020	
9/22/2020	
2/9/2021	
2/10/2021	<0.0002
2/11/2021	
2/12/2021	
3/2/2021	
3/4/2021	
8/19/2021	
8/20/2021	
9/1/2021	
2/8/2022	
2/9/2022	<0.0002
2/10/2022	
2/11/2022	

Time Series

Constituent: Mercury (mg/L) Analysis Run 4/19/2022 5:15 PM

Plant Yates Client: Southern Company Data: Plant Yates AMA-R6

	PZ-35	PZ-37	YGWC-24SA	YGWC-36A	PZ-37D	PZ-52D	PZ-51
6/8/2016			<0.0002				
8/1/2016			<0.0002				
9/2/2016				<0.0002			
9/20/2016			<0.0002				
11/8/2016			<0.0002				
11/14/2016				<0.0002			
1/17/2017			<0.0002				
2/28/2017				<0.0002			
3/8/2017			<0.0002				
5/2/2017			<0.0002				
5/9/2017				<0.0002			
7/7/2017			<0.0002				
7/13/2017				<0.0002			
9/22/2017				<0.0002			
9/29/2017				<0.0002			
10/6/2017				<0.0002			
10/12/2017		<0.0002					
11/21/2017		6E-05 (J)					
1/11/2018		<0.0002					
2/20/2018		<0.0002					
3/30/2018			<0.0002	<0.0002			
4/3/2018		<0.0002					
6/29/2018		<0.0002					
8/6/2018		<0.0002					
9/24/2018		<0.0002					
9/26/2018			<0.0002	<0.0002			
3/5/2019			<0.0002				
3/6/2019				<0.0002			
9/24/2020	<0.0002						
9/25/2020		<0.0002					
2/9/2021		<0.0002	<0.0002				
2/10/2021	<0.0002			<0.0002			
3/3/2021			<0.0002				
3/4/2021	<0.0002	<0.0002		<0.0002			
8/25/2021		<0.0002					
9/1/2021	<0.0002		<0.0002				
9/3/2021				<0.0002	<0.0002		
2/10/2022	<0.0002	<0.0002	<0.0002				<0.0002
2/11/2022				<0.0002	<0.0002	<0.0002	

Time Series

Constituent: Molybdenum (mg/L) Analysis Run 4/19/2022 5:15 PM

Plant Yates Client: Southern Company Data: Plant Yates AMA-R6

	YAMW-1	YAMW-2	YAMW-3	YAMW-4	YAMW-5	YGWA-17S (bg)	YGWA-18I (bg)	YGWA-18S (bg)	YGWA-20S (bg)
6/6/2016							<0.01	<0.01	
6/7/2016						<0.01			<0.01
7/27/2016						<0.01	<0.01	<0.01	<0.01
7/28/2016									
9/16/2016						<0.01		<0.01	
9/19/2016							<0.01		<0.01
11/2/2016									<0.01
11/3/2016						<0.01	<0.01	<0.01	
1/11/2017						<0.01	<0.01	<0.01	
1/13/2017									<0.01
3/1/2017							<0.01	<0.01	
3/2/2017						<0.01			
3/6/2017									<0.01
4/26/2017							<0.01	<0.01	<0.01
5/2/2017						<0.01			
6/28/2017							<0.01	<0.01	
6/29/2017						<0.01			<0.01
3/28/2018						<0.01	<0.01	<0.01	
3/29/2018									<0.01
3/5/2019						<0.01		<0.01	<0.01
3/6/2019							<0.01		
2/11/2020						<0.01	<0.01	<0.01	
2/12/2020									<0.01
3/24/2020						<0.01	<0.01	<0.01	<0.01
3/25/2020	<0.01								
9/23/2020		<0.01		0.0068 (J)		<0.01	<0.01	<0.01	
9/24/2020	0.0022 (J)				<0.01				<0.01
2/9/2021	0.0038 (J)	<0.01		0.0068 (J)	<0.01		<0.01	<0.01	<0.01
3/3/2021	0.0037 (J)	<0.01		0.0049 (J)		<0.01	<0.01	<0.01	<0.01
3/4/2021					<0.01				
8/25/2021				0.0081 (J)					
8/26/2021					<0.01			<0.01	
8/27/2021						<0.01	<0.01		<0.01
9/1/2021	0.0014 (J)	<0.01							
2/9/2022						<0.01	<0.01	<0.01	<0.01
2/10/2022	0.00089 (J)	<0.01	0.0036 (J)	0.0076 (J)	<0.01				

Time Series

Constituent: Molybdenum (mg/L) Analysis Run 4/19/2022 5:15 PM

Plant Yates Client: Southern Company Data: Plant Yates AMA-R6

	YGWA-21I (bg)
6/6/2016	
6/7/2016	<0.01
7/27/2016	
7/28/2016	<0.01
9/16/2016	
9/19/2016	<0.01
11/2/2016	
11/3/2016	<0.01
1/11/2017	
1/13/2017	<0.01
3/1/2017	
3/2/2017	
3/6/2017	0.0007 (J)
4/26/2017	0.0008 (J)
5/2/2017	
6/28/2017	
6/29/2017	<0.01
3/28/2018	
3/29/2018	<0.01
3/5/2019	<0.01
3/6/2019	
2/11/2020	
2/12/2020	<0.01
3/24/2020	<0.01
3/25/2020	
9/23/2020	
9/24/2020	<0.01
2/9/2021	<0.01
3/3/2021	
3/4/2021	<0.01
8/25/2021	
8/26/2021	
8/27/2021	
9/1/2021	<0.01
2/9/2022	<0.01
2/10/2022	

Time Series

Constituent: Molybdenum (mg/L) Analysis Run 4/19/2022 5:15 PM

Plant Yates Client: Southern Company Data: Plant Yates AMA-R6

	YGWA-39 (bg)	YGWA-40 (bg)	YGWA-4I (bg)	YGWA-5D (bg)	YGWA-5I (bg)	YGWC-23S	YGWC-38	YGWC-41	YGWC-42
6/2/2016			<0.01	0.0035 (J)	<0.01				
6/7/2016						<0.01			
7/26/2016			<0.01	0.0042 (J)	<0.01				
7/28/2016						<0.01			
8/30/2016									0.0019 (J)
8/31/2016									
9/14/2016			<0.01	0.0041 (J)	<0.01				
9/20/2016						<0.01			
11/2/2016			<0.01	0.0039 (J)					
11/4/2016					<0.01				
11/8/2016						<0.01			
11/16/2016									0.0027 (J)
1/12/2017				0.0041 (J)	<0.01				
1/13/2017			<0.01						
1/16/2017						<0.01			
2/24/2017									
2/27/2017									0.0031 (J)
3/6/2017			<0.01						
3/7/2017				0.0047 (J)	<0.01				
3/9/2017						<0.01			
5/1/2017			<0.01	0.0045 (J)					
5/2/2017					<0.01	<0.01			
5/10/2017									0.0017 (J)
6/27/2017				0.004 (J)	<0.01				
6/29/2017			<0.01						
7/10/2017						<0.01			
7/11/2017									0.0014 (J)
10/11/2017	0.0094 (J)								
10/12/2017		<0.01					<0.01	<0.01	<0.01
11/20/2017	0.0081 (J)	<0.01					<0.01		
11/21/2017								<0.01	
1/10/2018		<0.01							
1/11/2018	0.0074 (J)							<0.01	
1/12/2018							<0.01		
2/19/2018		<0.01						<0.01	
2/20/2018	<0.01						<0.01		
3/29/2018			<0.01	<0.01	<0.01				
3/30/2018						<0.01			
4/3/2018	0.006 (J)	<0.01					<0.01	<0.01	
4/4/2018									<0.01
6/27/2018								<0.01	
6/28/2018	0.005 (J)	<0.01					<0.01		
8/7/2018	0.0045 (J)	<0.01					<0.01	<0.01	
9/20/2018									<0.01
9/24/2018	0.0035 (J)	<0.01					<0.01	<0.01	
3/4/2019			<0.01	<0.01	<0.01				
3/6/2019						<0.01			
8/21/2019	0.0021 (J)	<0.01							
8/22/2019							<0.01	<0.01	<0.01
10/9/2019	0.0018 (J)	<0.01					<0.01	<0.01	<0.01
2/12/2020	0.0025 (J)	<0.01	<0.01	0.0011 (J)	<0.01				
3/24/2020		<0.01		0.0011 (J)	<0.01				

Time Series

Constituent: Molybdenum (mg/L) Analysis Run 4/19/2022 5:15 PM

Plant Yates Client: Southern Company Data: Plant Yates AMA-R6

	YGWA-39 (bg)	YGWA-40 (bg)	YGWA-4I (bg)	YGWA-5D (bg)	YGWA-5I (bg)	YGWC-23S	YGWC-38	YGWC-41	YGWC-42
3/25/2020	0.002 (J)		<0.01				<0.01	<0.01	<0.01
3/26/2020						<0.01			
9/22/2020			<0.01	0.00099 (J)	<0.01				
9/24/2020	0.0016 (J)	<0.01				<0.01			0.00091 (J)
9/25/2020							<0.01	<0.01	
2/8/2021				0.0011 (J)	<0.01				
2/9/2021			<0.01			<0.01	<0.01		
2/10/2021	0.0013 (J)	<0.01						<0.01	0.00094 (J)
3/2/2021				<0.01	<0.01				
3/3/2021			<0.01						
3/4/2021	0.0014 (J)	<0.01				<0.01	<0.01	<0.01	0.00085 (J)
8/25/2021						<0.01			0.00078 (J)
8/26/2021	0.0027 (J)		<0.01	0.001 (J)	<0.01		<0.01	<0.01	
9/3/2021		<0.01							
9/27/2021									
2/8/2022	0.0035 (J)	<0.01						<0.01	
2/10/2022				0.00096 (J)	<0.01	<0.01	<0.01		0.0008 (J)
2/11/2022			<0.01						

Time Series

Constituent: Molybdenum (mg/L) Analysis Run 4/19/2022 5:15 PM

Plant Yates Client: Southern Company Data: Plant Yates AMA-R6

	YGWC-43
6/2/2016	
6/7/2016	
7/26/2016	
7/28/2016	
8/30/2016	
8/31/2016	0.0022 (J)
9/14/2016	
9/20/2016	
11/2/2016	
11/4/2016	
11/8/2016	
11/16/2016	<0.01
1/12/2017	
1/13/2017	
1/16/2017	
2/24/2017	<0.01
2/27/2017	
3/6/2017	
3/7/2017	
3/9/2017	
5/1/2017	
5/2/2017	
5/10/2017	<0.01
6/27/2017	
6/29/2017	
7/10/2017	
7/11/2017	<0.01
10/11/2017	
10/12/2017	<0.01
11/20/2017	
11/21/2017	
1/10/2018	
1/11/2018	
1/12/2018	
2/19/2018	
2/20/2018	
3/29/2018	
3/30/2018	
4/3/2018	
4/4/2018	<0.01
6/27/2018	
6/28/2018	
8/7/2018	
9/20/2018	<0.01
9/24/2018	
3/4/2019	
3/6/2019	
8/21/2019	0.0012 (J)
8/22/2019	
10/9/2019	0.0012 (J)
2/12/2020	
3/24/2020	

Time Series

Constituent: Molybdenum (mg/L) Analysis Run 4/19/2022 5:15 PM

Plant Yates Client: Southern Company Data: Plant Yates AMA-R6

	YGWC-43
3/25/2020	0.0015 (J)
3/26/2020	
9/22/2020	
9/24/2020	
9/25/2020	0.0011 (J)
2/8/2021	
2/9/2021	0.0012 (J)
2/10/2021	
3/2/2021	
3/3/2021	
3/4/2021	0.0011 (J)
8/25/2021	
8/26/2021	
9/3/2021	
9/27/2021	0.0062 (J)
2/8/2022	0.002 (J)
2/10/2022	
2/11/2022	

Time Series

Constituent: Molybdenum (mg/L) Analysis Run 4/19/2022 5:15 PM

Plant Yates Client: Southern Company Data: Plant Yates AMA-R6

	YGWC-49	YGWA-47 (bg)	GWA-2 (bg)	YGWA-14S (bg)	YGWA-1D (bg)	YGWA-1I (bg)	YGWA-2I (bg)	YGWA-30I (bg)	YGWA-3D (bg)
6/1/2016					0.014 (J)	0.012 (J)			
6/2/2016				<0.01				<0.01	0.0093 (J)
7/25/2016						0.0098 (J)		<0.01	
7/26/2016				<0.01	0.0132				0.0113
8/30/2016		<0.01							
8/31/2016			<0.01						
9/1/2016	<0.01								
9/13/2016					0.0127	0.01 (J)			
9/14/2016							0.0039 (J)		
9/15/2016				<0.01					0.0112
9/19/2016								<0.01	
11/1/2016					0.0092 (J)			<0.01	0.0099 (J)
11/2/2016				<0.01					
11/4/2016						0.01	0.0077 (J)		
11/14/2016		<0.01							
11/15/2016	<0.01								
11/28/2016			<0.01						
12/15/2016							0.0066 (J)		
1/10/2017				<0.01					
1/11/2017					0.0093 (J)				0.0093 (J)
1/16/2017						0.0086 (J)	0.0056 (J)	<0.01	
2/21/2017								<0.01	
2/22/2017			<0.01						
2/24/2017		<0.01							
2/27/2017	0.0007 (J)								
3/1/2017									
3/2/2017					0.0099 (J)	0.01			0.0103
3/3/2017							0.0049 (J)		
3/8/2017				<0.01					
4/26/2017				<0.01				<0.01	0.01
4/27/2017					0.0103	0.0101			
4/28/2017							0.004 (J)		
5/8/2017		<0.01	<0.01						
5/9/2017	<0.01								
5/26/2017							0.0029 (J)		
6/27/2017					0.0097 (J)	0.0093 (J)			
6/28/2017							0.0036 (J)		0.0102
6/30/2017				<0.01				<0.01	
7/11/2017		<0.01							
7/13/2017	<0.01								
7/17/2017			<0.01						
10/10/2017		<0.01							
10/11/2017	<0.01								
10/16/2017			<0.01						
2/19/2018			<0.01						
3/27/2018				<0.01		0.0074 (J)		<0.01	
3/28/2018							0.0038 (J)		0.011
3/29/2018					0.0076 (J)				
4/2/2018		<0.01							
4/4/2018	<0.01								
6/5/2018					0.0092 (J)				
6/6/2018						0.0073 (J)			

Time Series

Constituent: Molybdenum (mg/L) Analysis Run 4/19/2022 5:15 PM

Plant Yates Client: Southern Company Data: Plant Yates AMA-R6

	YGWC-49	YGWA-47 (bg)	GWA-2 (bg)	YGWA-14S (bg)	YGWA-1D (bg)	YGWA-1I (bg)	YGWA-2I (bg)	YGWA-30I (bg)	YGWA-3D (bg)
6/7/2018							0.004 (J)		0.011
6/8/2018				<0.01					
6/11/2018								<0.01	
8/6/2018			<0.01						
9/19/2018		<0.01							
9/20/2018	<0.01								
10/1/2018				<0.01	0.0085 (J)	0.0076 (J)	0.0042 (J)		0.012
10/2/2018								<0.01	
2/26/2019				<0.01				<0.01	
2/27/2019					0.0087 (J)	0.0078 (J)	0.0041 (J)		0.011
3/28/2019					0.0092 (J)	0.0082 (J)			
3/29/2019				<0.01			0.0041 (J)		
4/1/2019								<0.01	0.012
8/19/2019			<0.01						
8/20/2019		<0.01							
9/24/2019					0.0072 (J)	0.0074 (J)	0.0054 (J)		
9/25/2019				<0.01				<0.01	0.012
10/8/2019		<0.01							
2/10/2020					0.0087 (J)	0.0062 (J)			
2/11/2020							0.0057 (J)		
2/12/2020				<0.01				<0.01	0.013
3/17/2020		<0.01							
3/18/2020				<0.01		0.0056 (J)			
3/19/2020					0.0088 (J)		0.0046 (J)	<0.01	0.013
3/25/2020	<0.01								
8/26/2020			<0.01						
8/27/2020		<0.01							
9/22/2020		<0.01							
9/23/2020					0.008 (J)	0.0059 (J)	0.0071 (J)		0.012
9/24/2020	<0.01							<0.01	
9/25/2020				<0.01					
2/9/2021	<0.01								
2/10/2021				<0.01			0.0041 (J)		0.014
2/11/2021								<0.01	
2/12/2021					0.008 (J)	0.0056 (J)			
3/1/2021		<0.01						<0.01	
3/2/2021				<0.01					
3/3/2021					0.0088 (J)	0.0049 (J)	0.0074 (J)		0.013
3/4/2021	<0.01								
8/19/2021		<0.01		<0.01	0.0083 (J)	0.005 (J)		<0.01	0.013
8/20/2021			<0.01						
8/27/2021							0.0048 (J)		
9/1/2021	<0.01								
2/8/2022	<0.01	<0.01	<0.01						
2/9/2022					0.0093 (J)	0.0055 (J)	0.0057 (J)		0.013
2/10/2022				<0.01					
2/11/2022								<0.01	

Time Series

Constituent: Molybdenum (mg/L) Analysis Run 4/19/2022 5:15 PM

Plant Yates Client: Southern Company Data: Plant Yates AMA-R6

	YGWA-3I (bg)
6/1/2016	0.0055 (J)
6/2/2016	
7/25/2016	0.0037 (J)
7/26/2016	
8/30/2016	
8/31/2016	
9/1/2016	
9/13/2016	
9/14/2016	0.0034 (J)
9/15/2016	
9/19/2016	
11/1/2016	0.0025 (J)
11/2/2016	
11/4/2016	
11/14/2016	
11/15/2016	
11/28/2016	
12/15/2016	
1/10/2017	
1/11/2017	0.0033 (J)
1/16/2017	
2/21/2017	
2/22/2017	
2/24/2017	
2/27/2017	
3/1/2017	0.0044 (J)
3/2/2017	
3/3/2017	
3/8/2017	
4/26/2017	0.0075 (J)
4/27/2017	
4/28/2017	
5/8/2017	
5/9/2017	
5/26/2017	
6/27/2017	
6/28/2017	0.008 (J)
6/30/2017	
7/11/2017	
7/13/2017	
7/17/2017	
10/10/2017	
10/11/2017	
10/16/2017	
2/19/2018	
3/27/2018	
3/28/2018	0.0025 (J)
3/29/2018	
4/2/2018	
4/4/2018	
6/5/2018	
6/6/2018	

Time Series

Constituent: Molybdenum (mg/L) Analysis Run 4/19/2022 5:15 PM

Plant Yates Client: Southern Company Data: Plant Yates AMA-R6

	YGWA-3I (bg)
6/7/2018	
6/8/2018	0.0041 (J)
6/11/2018	
8/6/2018	
9/19/2018	
9/20/2018	
10/1/2018	0.0037 (J)
10/2/2018	
2/26/2019	
2/27/2019	0.0027 (J)
3/28/2019	
3/29/2019	
4/1/2019	0.0021 (J)
8/19/2019	
8/20/2019	
9/24/2019	
9/25/2019	0.0087 (J)
10/8/2019	
2/10/2020	
2/11/2020	0.003 (J)
2/12/2020	
3/17/2020	
3/18/2020	
3/19/2020	0.0043 (J)
3/25/2020	
8/26/2020	
8/27/2020	
9/22/2020	
9/23/2020	0.01
9/24/2020	
9/25/2020	
2/9/2021	
2/10/2021	0.0038 (J)
2/11/2021	
2/12/2021	
3/1/2021	
3/2/2021	
3/3/2021	0.0036 (J)
3/4/2021	
8/19/2021	
8/20/2021	
8/27/2021	0.0099 (J)
9/1/2021	
2/8/2022	
2/9/2022	0.0087 (J)
2/10/2022	
2/11/2022	

Time Series

Constituent: Molybdenum (mg/L) Analysis Run 4/19/2022 5:15 PM

Plant Yates Client: Southern Company Data: Plant Yates AMA-R6

	PZ-35	PZ-37	YGWC-24SA	YGWC-36A	PZ-37D	PZ-52D	PZ-51
6/8/2016			<0.01				
8/1/2016			<0.01				
9/2/2016				0.0027 (J)			
9/20/2016			<0.01				
11/8/2016			<0.01				
11/14/2016				0.0071 (J)			
1/17/2017			<0.01				
2/28/2017				0.0038 (J)			
3/8/2017			<0.01				
5/2/2017			<0.01				
5/9/2017				0.0025 (J)			
7/7/2017			<0.01				
7/13/2017				0.0014 (J)			
9/22/2017				<0.01			
9/29/2017				<0.01			
10/6/2017				<0.01			
10/12/2017		0.0022 (J)					
11/21/2017		0.0016 (J)					
1/11/2018		0.0015 (J)					
2/20/2018		<0.01					
3/30/2018			<0.01	<0.01			
4/3/2018		<0.01					
6/29/2018		0.0021 (J)					
8/6/2018		<0.01					
9/24/2018		<0.01					
3/5/2019			<0.01				
3/6/2019				<0.01			
3/25/2020	0.0019 (J)			<0.01			
3/26/2020			<0.01				
9/23/2020			<0.01				
9/24/2020	<0.01						
9/25/2020		0.0016 (J)					
10/7/2020				0.0015 (J)			
2/9/2021		0.0016 (J)	<0.01				
2/10/2021	<0.01			<0.01			
3/3/2021			<0.01				
3/4/2021	<0.01	0.0024 (J)		<0.01			
8/25/2021		0.0011 (J)					
9/1/2021	<0.01		<0.01				
9/3/2021				<0.01	0.0018 (J)		
2/10/2022	<0.01	<0.01	<0.01				<0.01
2/11/2022				<0.01	0.0037 (J)	0.011	

Time Series

Constituent: pH (S.U.) Analysis Run 4/19/2022 5:15 PM

Plant Yates Client: Southern Company Data: Plant Yates AMA-R6

	YAMW-1	YAMW-2	YAMW-3	YAMW-4	YAMW-5	YGWA-17S (bg)	YGWA-18I (bg)	YGWA-18S (bg)	YGWA-20S (bg)
6/6/2016							6.17	5.71	
6/7/2016						5.62			5.77
7/27/2016						5.59	6.14	5.46	5.79
7/28/2016									
9/16/2016						5.58			
9/19/2016							6.04	5.59	5.73
11/2/2016									5.67
11/3/2016						5.59	5.97	5.39	
1/11/2017						5.59	6.05	5.48	
1/13/2017									5.79
3/1/2017							5.94	5.41	
3/2/2017						5.54			
3/6/2017									5.63
4/26/2017							5.99	5.4	5.66
5/2/2017						5.47			
6/28/2017							6	5.36	
6/29/2017						5.56			5.85
10/3/2017									
10/4/2017						5.57		5.32	5.83
10/5/2017							6.11		
3/28/2018						5.59	6.1	5.34	
3/29/2018									5.93
6/5/2018									
6/6/2018									5.86
6/7/2018							5.98		
6/11/2018						5.58		5.28	
9/25/2018						5.59	5.81	4.86	5.84
3/5/2019						5.48		5.26	6.07
3/6/2019							5.99		
4/2/2019						5.74			
4/3/2019							6.29	5.47	5.71
9/24/2019									
9/25/2019						5.49			5.86
9/26/2019							6.04	5.2	
1/3/2020	5.78								
1/15/2020		6.25			5.64				
1/16/2020			6.67	6.47					
2/11/2020			6.62		5.37	5.58	6.07	5.3	
2/12/2020									6
3/24/2020						5.57	5.98	5.33	5.86
3/25/2020	6.13								
9/23/2020		5.66		5.89		5.58 (D)	6.01 (D)	5.29 (D)	
9/24/2020	6				5.38				5.8 (D)
2/9/2021	6.42	5.81		6.96	5.34		6.12	5.43	5.86
3/3/2021	6.54	5.67		6.8		5.52	5.89	5.31	5.89
3/4/2021					5.32				
8/25/2021				6.79					
8/26/2021					5.35			4.4	
8/27/2021						5.27	5.4		5.57
9/1/2021	5.97	6.67							
9/3/2021			5.74						
2/9/2022						5.53	5.98	5.28	5.91

Time Series

Constituent: pH (S.U.) Analysis Run 4/19/2022 5:15 PM

Plant Yates Client: Southern Company Data: Plant Yates AMA-R6

	YAMW-1	YAMW-2	YAMW-3	YAMW-4	YAMW-5	YGWA-17S (bg)	YGWA-18I (bg)	YGWA-18S (bg)	YGWA-20S (bg)
2/10/2022	5.8	5.64	5.93	6.1	5.22 (D)				

Time Series

Constituent: pH (S.U.) Analysis Run 4/19/2022 5:15 PM

Plant Yates Client: Southern Company Data: Plant Yates AMA-R6

	YGWA-21I (bg)
6/6/2016	
6/7/2016	6.1
7/27/2016	
7/28/2016	6.12
9/16/2016	
9/19/2016	6.12
11/2/2016	
11/3/2016	6.07
1/11/2017	
1/13/2017	6.41
3/1/2017	
3/2/2017	
3/6/2017	6.34
4/26/2017	6.32
5/2/2017	
6/28/2017	
6/29/2017	6.47
10/3/2017	6.56
10/4/2017	
10/5/2017	
3/28/2018	
3/29/2018	6.75
6/5/2018	6.09
6/6/2018	
6/7/2018	
6/11/2018	
9/25/2018	6.67
3/5/2019	7.22
3/6/2019	
4/2/2019	6.94
4/3/2019	
9/24/2019	6.87
9/25/2019	
9/26/2019	
1/3/2020	
1/15/2020	
1/16/2020	
2/11/2020	
2/12/2020	7.13
3/24/2020	6.35
3/25/2020	
9/23/2020	
9/24/2020	6.7 (D)
2/9/2021	6.95
3/3/2021	
3/4/2021	6.8
8/25/2021	
8/26/2021	
8/27/2021	
9/1/2021	6.65
9/3/2021	
2/9/2022	6.84

Time Series

Constituent: pH (S.U.) Analysis Run 4/19/2022 5:15 PM

Plant Yates Client: Southern Company Data: Plant Yates AMA-R6

YGWA-21I (bg)

2/10/2022

Time Series

Constituent: pH (S.U.) Analysis Run 4/19/2022 5:15 PM

Plant Yates Client: Southern Company Data: Plant Yates AMA-R6

	YGWA-39 (bg)	YGWA-40 (bg)	YGWA-4I (bg)	YGWA-5D (bg)	YGWA-5I (bg)	YGWC-23S	YGWC-38	YGWC-41	YGWC-42
6/2/2016			6.36	7.67	5.75				
6/7/2016						5.57			
7/26/2016			6.22	7.66	5.72				
7/28/2016						5.6			
8/30/2016									5.64
8/31/2016									
9/14/2016			6.23	7.6	5.74				
9/20/2016						5.53			
11/2/2016			6.08	7.35					
11/4/2016					5.61				
11/8/2016						5.53			
11/16/2016									6.21
1/12/2017				7.49	5.71				
1/13/2017			6.19						
1/16/2017						5.59			
2/24/2017									
2/27/2017									6.09
3/6/2017			6.2						
3/7/2017				7.43	5.66				
3/9/2017						5.56			
5/1/2017			6.21	7.22					
5/2/2017					5.65	5.61			
5/10/2017									5.79
6/27/2017				7.32	5.7				
6/29/2017			6.21						
7/10/2017						5.68			
7/11/2017									5.45
10/3/2017				7.48	5.79				
10/5/2017			6.16						
10/11/2017	6.4					5.46			
10/12/2017		5.43					4.85	4.94	5.48
11/20/2017	6.33	5.1					4.87		
11/21/2017								4.69	
1/10/2018		4.97							
1/11/2018	6.29							4.73	
1/12/2018							4.78		
2/19/2018		5.6						4.96	
2/20/2018	7.22						5.1		
3/29/2018			6.09	7.02	5.63				
3/30/2018						5.73			
4/3/2018	6.87	5.84					4.76	5.31	
4/4/2018									5.93
6/6/2018				7.43					
6/7/2018			6.12		5.63				
6/12/2018						5.63			
6/27/2018								4.78	
6/28/2018	6.18	5.24					4.75		
8/7/2018	6.08	5.18					4.72	4.77	
9/20/2018									5.63
9/24/2018	5.81	5.14					4.67	4.78	
9/26/2018			5.84	7.13	5.63				
9/27/2018						5.47			

Time Series

Constituent: pH (S.U.) Analysis Run 4/19/2022 5:15 PM

Plant Yates Client: Southern Company Data: Plant Yates AMA-R6

	YGWA-39 (bg)	YGWA-40 (bg)	YGWA-4I (bg)	YGWA-5D (bg)	YGWA-5I (bg)	YGWC-23S	YGWC-38	YGWC-41	YGWC-42
3/4/2019			6.18	7.46	5.75				
3/6/2019						5.84			
3/26/2019		5.3							
3/27/2019	5.84						4.79		5.57
3/28/2019								5	
4/3/2019			6.43	7.11	5.63				
4/4/2019						5.64			
8/21/2019	5.96	5.26							
8/22/2019							4.81	4.89	5.61
9/24/2019				6.93	5.6				
9/25/2019			6.2						
9/27/2019						5.77			
10/9/2019	5.81	5.22					4.8	4.86	5.5
2/12/2020	5.97	5.3	6.15	7.52	5.83				
3/24/2020		5.29		7.34	5.81				
3/25/2020	5.78		6.26				4.89	4.87	5.53
3/26/2020						5.69			
9/22/2020			5.8 (D)	7.19 (D)	5.99 (D)				
9/24/2020	5.7 (D)	5.43 (D)				5.51			5.55
9/25/2020							4.9	4.95	
2/8/2021					5.67				
2/9/2021			6.06			5.61	5.04		
2/10/2021	5.8	5.19						4.98	5.65
3/2/2021				7.15	5.63				
3/3/2021			6.21						
3/4/2021	5.54	5.23				5.44	5.01	4.69	5.59
8/25/2021						5.46			6.73
8/26/2021	6.91		5.82	7.16	5.51		4.54	6.77	
9/3/2021		4.75							
9/27/2021									
2/8/2022	5.78	5.26						5.07 (D)	
2/10/2022				6.99	5.14	5.51	4.85		5.57
2/11/2022			5.95						

Time Series

Constituent: pH (S.U.) Analysis Run 4/19/2022 5:15 PM

Plant Yates Client: Southern Company Data: Plant Yates AMA-R6

	YGWC-43
6/2/2016	
6/7/2016	
7/26/2016	
7/28/2016	
8/30/2016	
8/31/2016	7.27
9/14/2016	
9/20/2016	
11/2/2016	
11/4/2016	
11/8/2016	
11/16/2016	6.79
1/12/2017	
1/13/2017	
1/16/2017	
2/24/2017	6.39
2/27/2017	
3/6/2017	
3/7/2017	
3/9/2017	
5/1/2017	
5/2/2017	
5/10/2017	6.5
6/27/2017	
6/29/2017	
7/10/2017	
7/11/2017	6.32
10/3/2017	
10/5/2017	
10/11/2017	
10/12/2017	5.97
11/20/2017	
11/21/2017	
1/10/2018	
1/11/2018	
1/12/2018	
2/19/2018	
2/20/2018	
3/29/2018	
3/30/2018	
4/3/2018	
4/4/2018	6.41
6/6/2018	
6/7/2018	
6/12/2018	
6/27/2018	
6/28/2018	
8/7/2018	
9/20/2018	5.69
9/24/2018	
9/26/2018	
9/27/2018	

Time Series

Constituent: pH (S.U.) Analysis Run 4/19/2022 5:15 PM

Plant Yates Client: Southern Company Data: Plant Yates AMA-R6

	YGWC-43
3/4/2019	
3/6/2019	
3/26/2019	
3/27/2019	
3/28/2019	5.96
4/3/2019	
4/4/2019	
8/21/2019	5.84
8/22/2019	
9/24/2019	
9/25/2019	
9/27/2019	
10/9/2019	5.78
2/12/2020	
3/24/2020	
3/25/2020	5.79
3/26/2020	
9/22/2020	
9/24/2020	
9/25/2020	5.75
2/8/2021	
2/9/2021	5.86
2/10/2021	
3/2/2021	
3/3/2021	
3/4/2021	5.88
8/25/2021	
8/26/2021	
9/3/2021	
9/27/2021	6.08
2/8/2022	5.82 (D)
2/10/2022	
2/11/2022	

Time Series

Constituent: pH (S.U.) Analysis Run 4/19/2022 5:15 PM

Plant Yates Client: Southern Company Data: Plant Yates AMA-R6

	YGWC-49	YGWA-47 (bg)	GWA-2 (bg)	YGWA-14S (bg)	YGWA-1D (bg)	YGWA-1I (bg)	YGWA-2I (bg)	YGWA-30I (bg)	YGWA-3D (bg)
8/27/2008			6.53						
3/3/2009			6.35						
11/18/2009			6.47						
3/3/2010			6.53						
3/10/2011			5.83						
9/8/2011			5.69						
3/5/2012			6.27						
9/10/2012			6.23						
2/6/2013			7.56						
8/12/2013			6.68						
2/5/2014			6.32						
8/3/2015			6.13 (D)						
2/16/2016			5.64						
6/1/2016					7.46	6.33			
6/2/2016				5.46				5.75	7.84
7/25/2016						6.21		5.82	
7/26/2016				5.45	7.43				7.88
8/30/2016		5.75							
9/1/2016	5.78								
9/13/2016					7.44	6.16	7.41		
9/14/2016									
9/15/2016				5.45					7.74
9/19/2016								5.78 (D)	
11/1/2016					7.24			5.62	7.75
11/2/2016				5.41					
11/4/2016						6.29	7.12		
11/14/2016		5.59							
11/15/2016	5.81								
11/28/2016			6.23						
12/15/2016							7.24		
1/10/2017				5.37					
1/11/2017					7.3				7.66
1/16/2017						6.29	7.24	5.72	
2/21/2017								5.67	
2/22/2017			6.21						
2/24/2017		5.49							
2/27/2017	5.68								
3/1/2017									
3/2/2017					7.23	6.28			7.68
3/3/2017							7.22		
3/8/2017				5.41					
4/26/2017				5.02				5.56	7.45
4/27/2017					6.99	6.09			
4/28/2017							7.21		
5/8/2017		5.58	6.12						
5/9/2017	6.18								
5/26/2017							7.13		
6/27/2017					6.87	6.21			
6/28/2017							7.06		7.65
6/30/2017				5.39				5.72	
7/11/2017		5.58							
7/13/2017	5.6								

Time Series

Constituent: pH (S.U.) Analysis Run 4/19/2022 5:15 PM

Plant Yates Client: Southern Company Data: Plant Yates AMA-R6

	YGWC-49	YGWA-47 (bg)	GWA-2 (bg)	YGWA-14S (bg)	YGWA-1D (bg)	YGWA-1I (bg)	YGWA-2I (bg)	YGWA-30I (bg)	YGWA-3D (bg)
7/17/2017			6.03						
10/3/2017					6.81	5.98	6.99		
10/4/2017								5.87	7.49
10/5/2017				5.49					
10/10/2017		5.49							
10/11/2017	5.61								
10/16/2017			6.12						
2/19/2018			6.13						
3/27/2018				5.47		6.25		5.83	
3/28/2018							7.3		7.91
3/29/2018					7.38				
4/2/2018		6.3 (O)							
4/4/2018	5.98								
6/5/2018					7.16				
6/6/2018						6.17			
6/7/2018							7.29		7.69
6/8/2018				5.45					
6/11/2018								5.69	
8/6/2018			6.01						
9/19/2018		5.48							
9/20/2018	5.67								
10/1/2018				5.39	6.8	5.9	7.07		7.39
10/2/2018								5.39	
2/25/2019			6.51						
2/26/2019				5.46				5.77	
2/27/2019					6.84	5.8	7.27		7.55
3/27/2019		5.83							
3/28/2019	5.86				6.99	6.15			
3/29/2019				5.34			7.06		
4/1/2019								5.62	7.87
6/12/2019			6.3						
8/19/2019			6.23						
8/20/2019		5.58							
9/24/2019					7.07	6.23	7.01		
9/25/2019				5.19				5.69	7.64
9/26/2019	5.6								
10/8/2019		5.59	6.28						
2/10/2020					7.2	6.1			
2/11/2020							7.38		
2/12/2020				5.48				5.8	7.83
3/17/2020		5.57	6.14						
3/18/2020				5.38		6.19			
3/19/2020					7.03		7.22	6	7.65
3/25/2020	5.69								
5/6/2020			6.24						
8/26/2020			5.67						
8/27/2020		4.88							
9/22/2020		5.46	5.78						
9/23/2020					7.15	6.01	7.22		7.57
9/24/2020	5.62							5.67	
9/25/2020				5.44					
2/9/2021	5.79								

Time Series

Constituent: pH (S.U.) Analysis Run 4/19/2022 5:15 PM

Plant Yates Client: Southern Company Data: Plant Yates AMA-R6

	YGWC-49	YGWA-47 (bg)	GWA-2 (bg)	YGWA-14S (bg)	YGWA-1D (bg)	YGWA-1I (bg)	YGWA-2I (bg)	YGWA-30I (bg)	YGWA-3D (bg)
2/10/2021				5.35			7.29		7.81
2/11/2021								5.73	
2/12/2021					7.14	6.21			
3/1/2021		5.48						5.78	
3/2/2021			5.42	5.49					
3/3/2021					7.2	5.38	7.92		8.39
3/4/2021	5.88								
8/19/2021		5.5		7.32	6.32	6.38			5.34
8/20/2021			5.86						
8/27/2021							7.14		
9/1/2021	5.15								
2/8/2022	5.79 (D)	5.4	5.83						
2/9/2022					7.12	6.24	5.89		7.97
2/10/2022				4.5					
2/11/2022								5.59	

Time Series

Constituent: pH (S.U.) Analysis Run 4/19/2022 5:15 PM

Plant Yates Client: Southern Company Data: Plant Yates AMA-R6

	YGWA-3I (bg)
8/27/2008	
3/3/2009	
11/18/2009	
3/3/2010	
3/10/2011	
9/8/2011	
3/5/2012	
9/10/2012	
2/6/2013	
8/12/2013	
2/5/2014	
8/3/2015	
2/16/2016	
6/1/2016	7.72
6/2/2016	
7/25/2016	7.74
7/26/2016	
8/30/2016	
9/1/2016	
9/13/2016	
9/14/2016	7.65
9/15/2016	
9/19/2016	
11/1/2016	7.7
11/2/2016	
11/4/2016	
11/14/2016	
11/15/2016	
11/28/2016	
12/15/2016	
1/10/2017	
1/11/2017	7.53
1/16/2017	
2/21/2017	
2/22/2017	
2/24/2017	
2/27/2017	
3/1/2017	7.42
3/2/2017	
3/3/2017	
3/8/2017	
4/26/2017	7.4
4/27/2017	
4/28/2017	
5/8/2017	
5/9/2017	
5/26/2017	
6/27/2017	
6/28/2017	7.5
6/30/2017	
7/11/2017	
7/13/2017	

Time Series

Constituent: pH (S.U.) Analysis Run 4/19/2022 5:15 PM

Plant Yates Client: Southern Company Data: Plant Yates AMA-R6

	YGWA-3I (bg)
7/17/2017	
10/3/2017	
10/4/2017	7.45
10/5/2017	
10/10/2017	
10/11/2017	
10/16/2017	
2/19/2018	
3/27/2018	
3/28/2018	7.74
3/29/2018	
4/2/2018	
4/4/2018	
6/5/2018	
6/6/2018	
6/7/2018	
6/8/2018	7.64
6/11/2018	
8/6/2018	
9/19/2018	
9/20/2018	
10/1/2018	7.47
10/2/2018	
2/25/2019	
2/26/2019	
2/27/2019	7.54
3/27/2019	
3/28/2019	
3/29/2019	
4/1/2019	7.74
6/12/2019	
8/19/2019	
8/20/2019	
9/24/2019	
9/25/2019	7.47
9/26/2019	
10/8/2019	
2/10/2020	
2/11/2020	7.09
2/12/2020	
3/17/2020	
3/18/2020	
3/19/2020	7.31
3/25/2020	
5/6/2020	
8/26/2020	
8/27/2020	
9/22/2020	
9/23/2020	7.37
9/24/2020	
9/25/2020	
2/9/2021	

Time Series

Constituent: pH (S.U.) Analysis Run 4/19/2022 5:15 PM

Plant Yates Client: Southern Company Data: Plant Yates AMA-R6

	YGWA-3I (bg)
2/10/2021	7.58
2/11/2021	
2/12/2021	
3/1/2021	
3/2/2021	
3/3/2021	8.23
3/4/2021	
8/19/2021	
8/20/2021	
8/27/2021	7.39
9/1/2021	
2/8/2022	
2/9/2022	7.66
2/10/2022	
2/11/2022	

Time Series

Constituent: pH (S.U.) Analysis Run 4/19/2022 5:15 PM

Plant Yates Client: Southern Company Data: Plant Yates AMA-R6

	PZ-35	PZ-37	YGWC-24SA	YGWC-36A	PZ-37D	PZ-52D	PZ-51
6/8/2016			5.65				
8/1/2016			5.47				
9/2/2016				5.84			
9/20/2016			5.61				
11/8/2016			5.55				
11/14/2016				6.28			
1/17/2017			5.53				
2/28/2017				5.99			
3/8/2017			5.62				
5/2/2017			5.46				
5/9/2017				6.3			
7/7/2017			5.81				
7/13/2017				5.57			
9/22/2017				5.5			
9/29/2017				5.58			
10/5/2017			5.45				
10/6/2017				5.51			
10/11/2017				5.47			
10/12/2017		5.57					
11/21/2017		5.49					
1/11/2018		5.87					
2/20/2018		5.9					
3/30/2018			5.64	5.51			
4/3/2018		5.66					
6/12/2018			5.64				
6/13/2018				5.5			
6/29/2018		5.49					
8/6/2018		5.52					
9/24/2018		5.37					
9/26/2018			5.61	5.53			
3/5/2019			5.72				
3/6/2019				5.21			
4/4/2019			5.66	5.74			
9/26/2019			5.52	5.51			
3/25/2020	5.65			5.49			
3/26/2020			5.51				
9/23/2020			5.64				
9/24/2020	5.52						
9/25/2020		5.46					
10/7/2020				5.86			
2/9/2021		5.42	5.69				
2/10/2021	5.53			6.31			
3/3/2021			5.7				
3/4/2021	5.64	5.51		5.67			
8/25/2021		5.48					
9/1/2021	6.82		5.22				
9/3/2021				5.06	7.44		
2/10/2022	5.35	4.93 (D)	4.66				4.46
2/11/2022				5.58	7.84	6.4	

Time Series

Constituent: Selenium (mg/L) Analysis Run 4/19/2022 5:15 PM

Plant Yates Client: Southern Company Data: Plant Yates AMA-R6

	YAMW-1	YAMW-2	YAMW-3	YAMW-4	YAMW-5	YGWA-17S (bg)	YGWA-18I (bg)	YGWA-18S (bg)	YGWA-20S (bg)
6/6/2016							<0.005	<0.005	
6/7/2016						0.001 (J)			<0.005
7/27/2016						0.0012 (J)	<0.005	<0.005	<0.005
7/28/2016									
9/16/2016						0.0015 (J)		<0.005	
9/19/2016							<0.005		<0.005
11/2/2016									<0.005
11/3/2016						0.0015 (J)	<0.005	<0.005	
1/11/2017						0.0014 (J)	<0.005	<0.005	
1/13/2017									<0.005
3/1/2017							<0.005	<0.005	
3/2/2017						0.0017 (J)			
3/6/2017									<0.005
4/26/2017							<0.005	<0.005	<0.005
5/2/2017						<0.005			
6/28/2017							<0.005	<0.005	
6/29/2017						<0.005			<0.005
3/28/2018						<0.005	<0.005	<0.005	
3/29/2018									<0.005
6/5/2018									
6/6/2018									<0.005
6/7/2018							<0.005		
6/11/2018						<0.005		<0.005	
9/25/2018						<0.005	<0.005	<0.005	<0.005
10/16/2018	0.0019 (J)								
3/5/2019						<0.005		<0.005	<0.005
3/6/2019							<0.005		
4/2/2019						<0.005			
4/3/2019							<0.005	<0.005	<0.005
9/24/2019									
9/25/2019						<0.005			<0.005
9/26/2019	<0.005						<0.005	<0.005	
1/15/2020		<0.005			0.045				
1/16/2020			<0.005	0.0018 (J)					
2/11/2020						<0.005	<0.005	<0.005	
2/12/2020									<0.005
3/24/2020						<0.005	<0.005	<0.005	<0.005
3/25/2020	<0.005								
9/23/2020		<0.005		0.016		<0.005	<0.005	<0.005	
9/24/2020	<0.005				0.026				<0.005
2/9/2021	<0.005	<0.005		<0.005	0.06		<0.005	<0.005	<0.005
3/3/2021	<0.005	<0.005		<0.005		<0.005	<0.005	<0.005	<0.005
3/4/2021					0.061				
8/25/2021				0.019					
8/26/2021					0.055			<0.005	
8/27/2021						<0.005	<0.005		<0.005
9/1/2021	0.0027 (J)	<0.005							
2/9/2022						<0.005	<0.005	<0.005	<0.005
2/10/2022	0.0034 (J)	<0.005	<0.005	0.019	0.057				

Time Series

Constituent: Selenium (mg/L) Analysis Run 4/19/2022 5:15 PM

Plant Yates Client: Southern Company Data: Plant Yates AMA-R6

	YGWA-21I (bg)
6/6/2016	
6/7/2016	0.00048 (J)
7/27/2016	
7/28/2016	<0.005
9/16/2016	
9/19/2016	0.0014 (J)
11/2/2016	
11/3/2016	<0.005
1/11/2017	
1/13/2017	<0.005
3/1/2017	
3/2/2017	
3/6/2017	<0.005
4/26/2017	<0.005
5/2/2017	
6/28/2017	
6/29/2017	<0.005
3/28/2018	
3/29/2018	<0.005
6/5/2018	<0.005
6/6/2018	
6/7/2018	
6/11/2018	
9/25/2018	<0.005
10/16/2018	
3/5/2019	<0.005
3/6/2019	
4/2/2019	<0.005
4/3/2019	
9/24/2019	<0.005
9/25/2019	
9/26/2019	
1/15/2020	
1/16/2020	
2/11/2020	
2/12/2020	<0.005
3/24/2020	<0.005
3/25/2020	
9/23/2020	
9/24/2020	<0.005
2/9/2021	<0.005
3/3/2021	
3/4/2021	<0.005
8/25/2021	
8/26/2021	
8/27/2021	
9/1/2021	<0.005
2/9/2022	<0.005
2/10/2022	

Time Series

Constituent: Selenium (mg/L) Analysis Run 4/19/2022 5:15 PM

Plant Yates Client: Southern Company Data: Plant Yates AMA-R6

	YGWA-39 (bg)	YGWA-40 (bg)	YGWA-4I (bg)	YGWA-5D (bg)	YGWA-5I (bg)	YGWC-23S	YGWC-38	YGWC-41	YGWC-42
6/2/2016			<0.005	<0.005	<0.005				
6/7/2016						0.037			
7/26/2016			0.0009 (J)	<0.005	0.0009 (J)				
7/28/2016						0.0385			
8/30/2016									0.0711
8/31/2016									
9/14/2016			<0.005	<0.005	<0.005				
9/20/2016						0.0464			
11/2/2016			<0.005	<0.005					
11/4/2016					<0.005				
11/8/2016						0.0521			
11/16/2016									0.0313
1/12/2017				<0.005	<0.005				
1/13/2017			<0.005						
1/16/2017						0.0469			
2/24/2017									
2/27/2017									0.0316
3/6/2017			<0.005						
3/7/2017				<0.005	<0.005				
3/9/2017						0.0437			
5/1/2017			<0.005	<0.005					
5/2/2017					<0.005	0.0395			
5/10/2017									0.053
6/27/2017				<0.005	<0.005				
6/29/2017			<0.005						
7/10/2017						0.0386			
7/11/2017									0.0697
10/11/2017	<0.005								
10/12/2017		<0.005					0.265	0.0191	0.0594
11/20/2017	<0.005	0.0042 (J)					0.246		
11/21/2017								0.0687	
1/10/2018		0.0043 (J)							
1/11/2018	<0.005							0.069	
1/12/2018							0.249		
2/19/2018		<0.005						0.071	
2/20/2018	<0.005						0.253		
3/29/2018			<0.005	<0.005	<0.005				
3/30/2018						0.028			
4/3/2018	<0.005	<0.005					0.23	0.067	
4/4/2018									0.055
6/6/2018				<0.005					
6/7/2018			<0.005		<0.005				
6/12/2018						0.026			
6/27/2018								0.066	
6/28/2018	<0.005	0.0032 (J)					0.23		
8/7/2018	<0.005	0.0031 (J)					0.2	0.061	
9/20/2018									0.041
9/24/2018	0.0015 (J)	0.0026 (J)					0.2	0.061	
9/26/2018			<0.005	<0.005	<0.005				
9/27/2018						0.023			
3/4/2019			<0.005	<0.005	<0.005				
3/6/2019						0.019			

Time Series

Constituent: Selenium (mg/L) Analysis Run 4/19/2022 5:15 PM

Plant Yates Client: Southern Company Data: Plant Yates AMA-R6

	YGWA-39 (bg)	YGWA-40 (bg)	YGWA-4I (bg)	YGWA-5D (bg)	YGWA-5I (bg)	YGWC-23S	YGWC-38	YGWC-41	YGWC-42
4/3/2019			<0.005	<0.005	<0.005				
4/4/2019						0.017			
8/21/2019	<0.005	0.0024 (J)							
8/22/2019							0.14	0.058	0.047
9/24/2019				<0.005	<0.005				
9/25/2019			<0.005						
9/27/2019						0.018			
10/9/2019	<0.005	0.0026 (J)					0.12	0.052	0.042
2/12/2020	<0.005	0.002 (J)	<0.005	<0.005	<0.005				
3/24/2020		0.002 (J)		<0.005	<0.005				
3/25/2020	<0.005		<0.005				0.099	0.057	0.046
3/26/2020						0.024			
9/22/2020			<0.005	<0.005	<0.005				
9/24/2020	<0.005	0.0016 (J)				0.031			0.046
9/25/2020							0.076	0.046	
2/8/2021				<0.005	<0.005				
2/9/2021			<0.005			0.032	0.073		
2/10/2021	<0.005	<0.005						0.033	0.043
3/2/2021				<0.005	<0.005				
3/3/2021			0.0019 (J)						
3/4/2021	<0.005	<0.005				0.037	0.076	0.037	0.048
8/25/2021						0.032			0.043
8/26/2021	<0.005		<0.005	<0.005	<0.005		0.06	0.027	
9/3/2021		<0.005							
9/27/2021									
2/8/2022	<0.005	0.0014 (J)						0.031	
2/10/2022				<0.005	<0.005	0.039	0.064		0.044
2/11/2022			<0.005						

Time Series

Constituent: Selenium (mg/L) Analysis Run 4/19/2022 5:15 PM

Plant Yates Client: Southern Company Data: Plant Yates AMA-R6

	YGWC-43
6/2/2016	
6/7/2016	
7/26/2016	
7/28/2016	
8/30/2016	
8/31/2016	<0.005
9/14/2016	
9/20/2016	
11/2/2016	
11/4/2016	
11/8/2016	
11/16/2016	<0.005
1/12/2017	
1/13/2017	
1/16/2017	
2/24/2017	<0.005
2/27/2017	
3/6/2017	
3/7/2017	
3/9/2017	
5/1/2017	
5/2/2017	
5/10/2017	<0.005
6/27/2017	
6/29/2017	
7/10/2017	
7/11/2017	<0.005
10/11/2017	
10/12/2017	<0.005
11/20/2017	
11/21/2017	
1/10/2018	
1/11/2018	
1/12/2018	
2/19/2018	
2/20/2018	
3/29/2018	
3/30/2018	
4/3/2018	
4/4/2018	<0.005
6/6/2018	
6/7/2018	
6/12/2018	
6/27/2018	
6/28/2018	
8/7/2018	
9/20/2018	<0.005
9/24/2018	
9/26/2018	
9/27/2018	
3/4/2019	
3/6/2019	

Time Series

Constituent: Selenium (mg/L) Analysis Run 4/19/2022 5:15 PM

Plant Yates Client: Southern Company Data: Plant Yates AMA-R6

	YGWC-43
4/3/2019	
4/4/2019	
8/21/2019	<0.005
8/22/2019	
9/24/2019	
9/25/2019	
9/27/2019	
10/9/2019	<0.005
2/12/2020	
3/24/2020	
3/25/2020	<0.005
3/26/2020	
9/22/2020	
9/24/2020	
9/25/2020	<0.005
2/8/2021	
2/9/2021	<0.005
2/10/2021	
3/2/2021	
3/3/2021	
3/4/2021	<0.005
8/25/2021	
8/26/2021	
9/3/2021	
9/27/2021	<0.005
2/8/2022	<0.005
2/10/2022	
2/11/2022	

Time Series

Constituent: Selenium (mg/L) Analysis Run 4/19/2022 5:15 PM

Plant Yates Client: Southern Company Data: Plant Yates AMA-R6

	YGWC-49	YGWA-47 (bg)	GWA-2 (bg)	YGWA-14S (bg)	YGWA-1D (bg)	YGWA-1I (bg)	YGWA-2I (bg)	YGWA-30I (bg)	YGWA-3D (bg)
5/1/2007			<0.005						
9/11/2007			<0.005						
3/20/2008			<0.005						
8/27/2008			<0.005						
3/3/2009			<0.005						
11/18/2009			<0.005						
3/3/2010			<0.005						
9/8/2010			<0.005						
3/10/2011			<0.005						
9/8/2011			<0.005						
3/5/2012			<0.005						
9/10/2012			<0.005						
2/6/2013			<0.005						
8/12/2013			<0.005						
2/5/2014			<0.005						
8/5/2014			<0.005						
2/4/2015			<0.005						
8/3/2015			<0.005						
2/16/2016			<0.005						
6/1/2016					<0.005	<0.005			
6/2/2016				0.0011 (J)				<0.005	<0.005
7/25/2016						<0.005		<0.005	
7/26/2016				0.0016 (J)	<0.005				<0.005
8/30/2016		0.0017 (J)							
8/31/2016			<0.005						
9/1/2016	0.0086 (J)								
9/13/2016					<0.005	<0.005			
9/14/2016							<0.005		
9/15/2016				0.0014 (J)					<0.005
9/19/2016								<0.005	
11/1/2016					<0.005			<0.005	<0.005
11/2/2016				<0.005					
11/4/2016						<0.005	<0.005		
11/14/2016		<0.005							
11/15/2016	0.0056 (J)								
11/28/2016			<0.005						
12/15/2016							<0.005		
1/10/2017				0.0012 (J)					
1/11/2017					<0.005				<0.005
1/16/2017						<0.005	<0.005	<0.005	
2/21/2017								<0.005	
2/22/2017			<0.005						
2/24/2017		0.0011 (J)							
2/27/2017	0.0098 (J)								
3/1/2017									
3/2/2017					<0.005	<0.005			<0.005
3/3/2017							<0.005		
3/8/2017				<0.005					
4/26/2017				<0.005				<0.005	<0.005
4/27/2017					<0.005	<0.005			
4/28/2017							<0.005		
5/8/2017		<0.005	<0.005						

Time Series

Constituent: Selenium (mg/L) Analysis Run 4/19/2022 5:15 PM

Plant Yates Client: Southern Company Data: Plant Yates AMA-R6

	YGWC-49	YGWA-47 (bg)	GWA-2 (bg)	YGWA-14S (bg)	YGWA-1D (bg)	YGWA-1I (bg)	YGWA-2I (bg)	YGWA-30I (bg)	YGWA-3D (bg)
5/9/2017	0.0076 (J)								
5/26/2017							<0.005		
6/27/2017					<0.005	<0.005			
6/28/2017							<0.005		<0.005
6/30/2017				<0.005				<0.005	
7/11/2017		<0.005							
7/13/2017	0.0093 (J)								
7/17/2017			<0.005						
10/10/2017		<0.005							
10/11/2017	0.0089 (J)								
10/16/2017			<0.005						
2/19/2018			<0.005						
3/27/2018				<0.005		<0.005		<0.005	
3/28/2018							<0.005		<0.005
3/29/2018					<0.005				
4/2/2018		<0.005							
4/4/2018	<0.005								
8/6/2018			<0.005						
9/19/2018		<0.005							
9/20/2018	0.0081 (J)								
2/25/2019			<0.005						
2/26/2019				<0.005				<0.005	
2/27/2019					<0.005	<0.005	<0.005		<0.005
3/28/2019					<0.005	<0.005			
3/29/2019				0.0019 (J)			<0.005		
4/1/2019								<0.005	<0.005
6/12/2019			<0.005						
8/19/2019			<0.005						
8/20/2019		<0.005							
9/24/2019					<0.005	<0.005	<0.005		
9/25/2019				<0.005				<0.005	<0.005
9/26/2019	0.0077 (J)								
10/8/2019			<0.005						
2/10/2020					<0.005	<0.005			
2/11/2020							<0.005		
2/12/2020				<0.005				<0.005	<0.005
3/17/2020			<0.005						
3/18/2020				<0.005		<0.005			
3/19/2020					<0.005		<0.005	<0.005	<0.005
3/25/2020	0.0085 (J)								
8/26/2020			<0.005						
8/27/2020		<0.005							
9/22/2020			<0.005						
9/23/2020					<0.005	<0.005	<0.005		<0.005
9/24/2020	0.0091 (J)							<0.005	
9/25/2020				<0.005					
2/9/2021	0.0079 (J)								
2/10/2021				<0.005			<0.005		<0.005
2/11/2021								<0.005	
2/12/2021					<0.005	<0.005			
3/1/2021								<0.005	
3/2/2021			<0.005	<0.005					

Time Series

Constituent: Selenium (mg/L) Analysis Run 4/19/2022 5:15 PM

Plant Yates Client: Southern Company Data: Plant Yates AMA-R6

	YGWC-49	YGWA-47 (bg)	GWA-2 (bg)	YGWA-14S (bg)	YGWA-1D (bg)	YGWA-1I (bg)	YGWA-2I (bg)	YGWA-30I (bg)	YGWA-3D (bg)
3/3/2021					<0.005	<0.005	<0.005		<0.005
3/4/2021	0.0058								
8/19/2021		<0.005		<0.005	<0.005	<0.005		<0.005	<0.005
8/20/2021			<0.005						
8/27/2021							<0.005		
9/1/2021	0.0066								
2/8/2022	0.0075	<0.005	<0.005						
2/9/2022					<0.005	<0.005	<0.005		<0.005
2/10/2022				0.0014 (J)					
2/11/2022								<0.005	

Time Series

Constituent: Selenium (mg/L) Analysis Run 4/19/2022 5:15 PM

Plant Yates Client: Southern Company Data: Plant Yates AMA-R6

	YGWA-3I (bg)
5/1/2007	
9/11/2007	
3/20/2008	
8/27/2008	
3/3/2009	
11/18/2009	
3/3/2010	
9/8/2010	
3/10/2011	
9/8/2011	
3/5/2012	
9/10/2012	
2/6/2013	
8/12/2013	
2/5/2014	
8/5/2014	
2/4/2015	
8/3/2015	
2/16/2016	
6/1/2016	<0.005
6/2/2016	
7/25/2016	<0.005
7/26/2016	
8/30/2016	
8/31/2016	
9/1/2016	
9/13/2016	
9/14/2016	<0.005
9/15/2016	
9/19/2016	
11/1/2016	<0.005
11/2/2016	
11/4/2016	
11/14/2016	
11/15/2016	
11/28/2016	
12/15/2016	
1/10/2017	
1/11/2017	<0.005
1/16/2017	
2/21/2017	
2/22/2017	
2/24/2017	
2/27/2017	
3/1/2017	<0.005
3/2/2017	
3/3/2017	
3/8/2017	
4/26/2017	<0.005
4/27/2017	
4/28/2017	
5/8/2017	

Time Series

Constituent: Selenium (mg/L) Analysis Run 4/19/2022 5:15 PM

Plant Yates Client: Southern Company Data: Plant Yates AMA-R6

	YGWA-3I (bg)
5/9/2017	
5/26/2017	
6/27/2017	
6/28/2017	<0.005
6/30/2017	
7/11/2017	
7/13/2017	
7/17/2017	
10/10/2017	
10/11/2017	
10/16/2017	
2/19/2018	
3/27/2018	
3/28/2018	<0.005
3/29/2018	
4/2/2018	
4/4/2018	
8/6/2018	
9/19/2018	
9/20/2018	
2/25/2019	
2/26/2019	
2/27/2019	<0.005
3/28/2019	
3/29/2019	
4/1/2019	<0.005
6/12/2019	
8/19/2019	
8/20/2019	
9/24/2019	
9/25/2019	<0.005
9/26/2019	
10/8/2019	
2/10/2020	
2/11/2020	<0.005
2/12/2020	
3/17/2020	
3/18/2020	
3/19/2020	<0.005
3/25/2020	
8/26/2020	
8/27/2020	
9/22/2020	
9/23/2020	<0.005
9/24/2020	
9/25/2020	
2/9/2021	
2/10/2021	<0.005
2/11/2021	
2/12/2021	
3/1/2021	
3/2/2021	

Time Series

Constituent: Selenium (mg/L) Analysis Run 4/19/2022 5:15 PM

Plant Yates Client: Southern Company Data: Plant Yates AMA-R6

	YGWA-3I (bg)
3/3/2021	<0.005
3/4/2021	
8/19/2021	
8/20/2021	
8/27/2021	<0.005
9/1/2021	
2/8/2022	
2/9/2022	<0.005
2/10/2022	
2/11/2022	

Time Series

Constituent: Selenium (mg/L) Analysis Run 4/19/2022 5:15 PM

Plant Yates Client: Southern Company Data: Plant Yates AMA-R6

	PZ-35	PZ-37	YGWC-24SA	YGWC-36A	PZ-37D	PZ-52D	PZ-51
6/8/2016			<0.005				
8/1/2016			<0.005				
9/2/2016				0.0012 (J)			
9/20/2016			<0.005				
11/8/2016			<0.005				
11/14/2016				<0.005			
1/17/2017			<0.005				
2/28/2017				0.0017 (J)			
3/8/2017			<0.005				
5/2/2017			<0.005				
5/9/2017				0.0018 (J)			
7/7/2017			<0.005				
7/13/2017				0.0031 (J)			
9/22/2017				0.0024 (J)			
9/29/2017				0.002 (J)			
10/6/2017				<0.005			
10/12/2017		0.234					
11/21/2017		0.225					
1/11/2018		0.168					
2/20/2018		0.315					
3/30/2018			<0.005	<0.005			
4/3/2018		0.28					
6/12/2018			<0.005				
6/13/2018				0.0024 (J)			
6/29/2018		0.26					
8/6/2018		0.21					
9/24/2018		0.33					
9/26/2018			<0.005	0.0037 (J)			
10/16/2018	<0.005						
3/5/2019			<0.005				
3/6/2019				0.0033 (J)			
4/4/2019			<0.005	0.0029 (J)			
9/26/2019	<0.005		<0.005	0.0019 (J)			
3/25/2020	<0.005			0.0024 (J)			
3/26/2020			<0.005				
9/23/2020			<0.005				
9/24/2020	<0.005						
9/25/2020		0.32					
10/7/2020				<0.005			
2/9/2021		0.28	<0.005				
2/10/2021	<0.005			<0.005			
3/3/2021			<0.005				
3/4/2021	<0.005	0.27		<0.005			
8/25/2021		0.2					
9/1/2021	0.0016 (J)		<0.005				
9/3/2021				<0.005	<0.005		
2/10/2022	0.003 (J)	0.2	<0.005				0.029
2/11/2022				<0.005	<0.005	0.0025 (J)	

Time Series

Constituent: Sulfate (mg/L) Analysis Run 4/19/2022 5:15 PM

Plant Yates Client: Southern Company Data: Plant Yates AMA-R6

	YAMW-1	YAMW-2	YAMW-3	YAMW-4	YAMW-5	YGWA-17S (bg)	YGWA-18I (bg)	YGWA-18S (bg)	YGWA-20S (bg)
6/6/2016							1.2	1.8	
6/7/2016						4.4			<1
7/27/2016						4.7	1.7	1.9	0.08 (J)
7/28/2016									
9/16/2016						4.8		1.7	
9/19/2016							1.8		0.08 (J)
11/2/2016									0.1 (J)
11/3/2016						5.3	0.69 (J)	1.9	
1/11/2017						5.2	<1	1.7	
1/13/2017									<1
3/1/2017							1.8	<1	
3/2/2017						5			
3/6/2017									<1
4/26/2017							1.6	1.9	<1
5/2/2017						5			
6/28/2017							<1	<1	
6/29/2017						5.2			<1
10/3/2017									
10/4/2017						5.3		1.7	<1
10/5/2017							1.6		
6/5/2018									
6/6/2018									0.049 (J)
6/7/2018							0.68 (J)		
6/11/2018						5.2		0.95 (J)	
9/25/2018						6.1	1	1.5	0.13 (J)
10/16/2018	83.7								
4/2/2019						5.1			
4/3/2019							0.82 (J)	1.3	0.12 (J)
9/24/2019									
9/25/2019						5.5			<1
9/26/2019	46.6						0.64 (J)	1	
3/24/2020						5.4	<1	0.99 (J)	<1
3/25/2020	11.7								
9/23/2020		9.1		152		5.1	0.53 (J)	1.1	
9/24/2020	13.1				438				<1
3/3/2021	16.9	7.9		91.7		5.2	<1	1	<1
3/4/2021					340				
8/25/2021				164					
8/26/2021					338			1.2	
8/27/2021						5.3	0.59 (J)		<1
9/1/2021	94.7	8.3							
2/9/2022						4.8	0.51 (J)	1.1	<1
2/10/2022	120	7.1	305	160	276				

Time Series

Constituent: Sulfate (mg/L) Analysis Run 4/19/2022 5:15 PM

Plant Yates Client: Southern Company Data: Plant Yates AMA-R6

	YGWA-21I (bg)
6/6/2016	
6/7/2016	5.2
7/27/2016	
7/28/2016	5.1
9/16/2016	
9/19/2016	4.8
11/2/2016	
11/3/2016	5
1/11/2017	
1/13/2017	4.3
3/1/2017	
3/2/2017	
3/6/2017	4.5
4/26/2017	4.9
5/2/2017	
6/28/2017	
6/29/2017	5.5
10/3/2017	5.8
10/4/2017	
10/5/2017	
6/5/2018	6.1
6/6/2018	
6/7/2018	
6/11/2018	
9/25/2018	7
10/16/2018	
4/2/2019	3.8
4/3/2019	
9/24/2019	1
9/25/2019	
9/26/2019	
3/24/2020	3
3/25/2020	
9/23/2020	
9/24/2020	3.6
3/3/2021	
3/4/2021	4.5
8/25/2021	
8/26/2021	
8/27/2021	
9/1/2021	5
2/9/2022	3.9
2/10/2022	

Time Series

Constituent: Sulfate (mg/L) Analysis Run 4/19/2022 5:15 PM

Plant Yates Client: Southern Company Data: Plant Yates AMA-R6

	YGWA-39 (bg)	YGWA-40 (bg)	YGWA-4I (bg)	YGWA-5D (bg)	YGWA-5I (bg)	YGWC-23S	YGWC-38	YGWC-41	YGWC-42
6/2/2016			8	20	1.9				
6/7/2016						56			
7/26/2016			7.7	20	1.8				
7/28/2016						57			
8/30/2016									980
8/31/2016									
9/14/2016			7.5	19	1.8				
9/20/2016						68			
11/2/2016			8.2	20					
11/4/2016					2				
11/8/2016						79			
11/16/2016									940
1/12/2017				19	1.9				
1/13/2017			8.1						
1/16/2017						72			
2/24/2017									
2/27/2017									940
3/6/2017			8						
3/7/2017				20	2.1				
3/9/2017						69			
5/1/2017			8.4	20					
5/2/2017					2	60			
5/10/2017									1200
6/27/2017				18	2.1				
6/29/2017			9.2						
7/10/2017						57			
7/11/2017									1300
10/3/2017				16	2.3				
10/5/2017			9.6						
10/11/2017	20					52			
10/12/2017		17					940	400	1100
11/20/2017	24	71					980		
11/21/2017								430	
1/10/2018		66							
1/11/2018	23							390	
1/12/2018							880		
2/19/2018		57.2						414	
2/20/2018	20.6						905		
4/3/2018	24.5	49.4					872	406	
4/4/2018									1020
6/6/2018				8.3					
6/7/2018			8.5		2				
6/12/2018						41.4			
6/27/2018								357	
6/28/2018	22	43.8					869		
8/7/2018	20.7	40.5					879	346	
9/20/2018									810
9/24/2018	21.2	39.7					872	358	
9/26/2018			10.2	7.9	2.3				
9/27/2018						39.6			
3/26/2019		34.3							
3/27/2019	17.7						851		831

Time Series

Constituent: Sulfate (mg/L) Analysis Run 4/19/2022 5:15 PM

Plant Yates Client: Southern Company Data: Plant Yates AMA-R6

	YGWA-39 (bg)	YGWA-40 (bg)	YGWA-4I (bg)	YGWA-5D (bg)	YGWA-5I (bg)	YGWC-23S	YGWC-38	YGWC-41	YGWC-42
3/28/2019								258	
4/3/2019			8.5	7	2.1				
4/4/2019						27.9			
9/24/2019				5.5	2.4				
9/25/2019			8.5						
9/27/2019						30.3			
10/9/2019	15	27.9					708	263	725
3/24/2020		25.2		5.9	2.1				
3/25/2020	14.3		8.8				483	214	642
3/26/2020						36.5			
9/22/2020			8.2	5.5	2.1				
9/24/2020	11.7	22.9				52.5			579
9/25/2020							414	175	
3/2/2021				2.6	2.3				
3/3/2021			7.8						
3/4/2021	12	21.5				61.7 (M1)	356	117	537
8/25/2021						68			500
8/26/2021	19.2		8.5	6	2.4		328	117	
9/3/2021		21.3							
9/27/2021									
2/8/2022	14.6	17.9						109	
2/10/2022				4.9	2.4	78.7	290		485
2/11/2022			7.7						

Time Series

Constituent: Sulfate (mg/L) Analysis Run 4/19/2022 5:15 PM

Plant Yates Client: Southern Company Data: Plant Yates AMA-R6

	YGWC-43
6/2/2016	
6/7/2016	
7/26/2016	
7/28/2016	
8/30/2016	
8/31/2016	34
9/14/2016	
9/20/2016	
11/2/2016	
11/4/2016	
11/8/2016	
11/16/2016	240
1/12/2017	
1/13/2017	
1/16/2017	
2/24/2017	89
2/27/2017	
3/6/2017	
3/7/2017	
3/9/2017	
5/1/2017	
5/2/2017	
5/10/2017	100
6/27/2017	
6/29/2017	
7/10/2017	
7/11/2017	110
10/3/2017	
10/5/2017	
10/11/2017	
10/12/2017	120
11/20/2017	
11/21/2017	
1/10/2018	
1/11/2018	
1/12/2018	
2/19/2018	
2/20/2018	
4/3/2018	
4/4/2018	160
6/6/2018	
6/7/2018	
6/12/2018	
6/27/2018	
6/28/2018	
8/7/2018	
9/20/2018	247
9/24/2018	
9/26/2018	
9/27/2018	
3/26/2019	
3/27/2019	

Time Series

Constituent: Sulfate (mg/L) Analysis Run 4/19/2022 5:15 PM

Plant Yates Client: Southern Company Data: Plant Yates AMA-R6

	YGWC-43
3/28/2019	181
4/3/2019	
4/4/2019	
9/24/2019	
9/25/2019	
9/27/2019	
10/9/2019	279
3/24/2020	
3/25/2020	164
3/26/2020	
9/22/2020	
9/24/2020	
9/25/2020	281
3/2/2021	
3/3/2021	
3/4/2021	328
8/25/2021	
8/26/2021	
9/3/2021	
9/27/2021	56.5
2/8/2022	133
2/10/2022	
2/11/2022	

Time Series

Constituent: Sulfate (mg/L) Analysis Run 4/19/2022 5:15 PM

Plant Yates Client: Southern Company Data: Plant Yates AMA-R6

	YGWC-49	YGWA-47 (bg)	GWA-2 (bg)	YGWA-14S (bg)	YGWA-1D (bg)	YGWA-1I (bg)	YGWA-2I (bg)	YGWA-30I (bg)	YGWA-3D (bg)
6/1/2016					5	4.2			
6/2/2016				6.6				1.3	5.8
7/25/2016						3.7		1.2	
7/26/2016				6.1	5.4				6.7
8/30/2016		160							
8/31/2016			29						
9/1/2016	95								
9/13/2016					2.9	5.2			
9/14/2016							9.4		
9/15/2016				6.1					6
9/19/2016								1.2	
11/1/2016					3.9			1.3	4.9
11/2/2016				6.3					
11/4/2016						5	13		
11/14/2016		150							
11/15/2016	94								
11/28/2016			36						
12/15/2016							1.8		
1/10/2017				5.9					
1/11/2017					3.7				4.5
1/16/2017						7.9	11	<1	
2/21/2017								1.4	
2/22/2017			43						
2/24/2017		120							
2/27/2017	84								
3/1/2017									
3/2/2017					4.6	7.4			4.4
3/3/2017							8.8		
3/8/2017				7					
4/26/2017				7				1.4	5.1
4/27/2017					5.2	7.4			
4/28/2017							10		
5/8/2017		120	60						
5/9/2017	91								
5/26/2017							12		
6/27/2017					5.9	6.4			
6/28/2017							11		5.4
6/30/2017				6.5				<1	
7/11/2017		110							
7/13/2017	88								
7/17/2017			63						
10/3/2017					6.6	5.9	7.9		
10/4/2017								1.4	6.2
10/5/2017				7.9					
10/10/2017		93							
10/11/2017	86								
10/16/2017			62						
2/19/2018			64.6						
4/2/2018		88.8							
4/4/2018	76.5								
6/5/2018					6.4				
6/6/2018						4.4			

Time Series

Constituent: Sulfate (mg/L) Analysis Run 4/19/2022 5:15 PM

Plant Yates Client: Southern Company Data: Plant Yates AMA-R6

	YGWC-49	YGWA-47 (bg)	GWA-2 (bg)	YGWA-14S (bg)	YGWA-1D (bg)	YGWA-1I (bg)	YGWA-2I (bg)	YGWA-30I (bg)	YGWA-3D (bg)
6/7/2018							8.8		6.7
6/8/2018				6.4					
6/11/2018								1.1	
8/6/2018			42.1						
9/19/2018		75							
9/20/2018	84.1								
10/1/2018				6.8	5.6	4	9.1		7.1
10/2/2018								1	
2/25/2019			42.1						
3/27/2019		65.9							
3/28/2019	82.8				8	4.3			
3/29/2019				7.3			9		
4/1/2019								0.96 (J)	7.2
6/12/2019			83.4						
9/24/2019					5.3	4.3	9.1		
9/25/2019				6.6				0.81 (J)	7
9/26/2019	80								
10/8/2019		52.3	128						
3/17/2020		71.6	98.6						
3/18/2020				8.1		5.3			
3/19/2020					10		12.4	1.6	9
3/25/2020	76.1								
9/22/2020		51.5	145						
9/23/2020					8.1	3.4	11.8		6.9
9/24/2020	77							0.69 (J)	
9/25/2020				6.1					
3/1/2021		51.6						0.88 (J)	
3/2/2021			156	6					
3/3/2021					9	4.4	10.6		7
3/4/2021	75.1								
8/19/2021		52.6		6.7	8.9	4.9		1	7.5
8/20/2021			121						
8/27/2021							16.7		
9/1/2021	79.8								
2/8/2022	73.9	50.9	107						
2/9/2022					9.3	5.1	18		7.2
2/10/2022				6.2					
2/11/2022								2.8	

Time Series

Constituent: Sulfate (mg/L) Analysis Run 4/19/2022 5:15 PM

Plant Yates Client: Southern Company Data: Plant Yates AMA-R6

	YGWA-3I (bg)
6/1/2016	12
6/2/2016	
7/25/2016	8.4
7/26/2016	
8/30/2016	
8/31/2016	
9/1/2016	
9/13/2016	
9/14/2016	8.6
9/15/2016	
9/19/2016	
11/1/2016	8.9
11/2/2016	
11/4/2016	
11/14/2016	
11/15/2016	
11/28/2016	
12/15/2016	
1/10/2017	
1/11/2017	8.6
1/16/2017	
2/21/2017	
2/22/2017	
2/24/2017	
2/27/2017	
3/1/2017	9.3
3/2/2017	
3/3/2017	
3/8/2017	
4/26/2017	11
4/27/2017	
4/28/2017	
5/8/2017	
5/9/2017	
5/26/2017	
6/27/2017	
6/28/2017	12
6/30/2017	
7/11/2017	
7/13/2017	
7/17/2017	
10/3/2017	
10/4/2017	12
10/5/2017	
10/10/2017	
10/11/2017	
10/16/2017	
2/19/2018	
4/2/2018	
4/4/2018	
6/5/2018	
6/6/2018	

Time Series

Constituent: Sulfate (mg/L) Analysis Run 4/19/2022 5:15 PM

Plant Yates Client: Southern Company Data: Plant Yates AMA-R6

	YGWA-3I (bg)
6/7/2018	
6/8/2018	9.6
6/11/2018	
8/6/2018	
9/19/2018	
9/20/2018	
10/1/2018	9.1
10/2/2018	
2/25/2019	
3/27/2019	
3/28/2019	
3/29/2019	
4/1/2019	8.5
6/12/2019	
9/24/2019	
9/25/2019	13.8
9/26/2019	
10/8/2019	
3/17/2020	
3/18/2020	
3/19/2020	12.9
3/25/2020	
9/22/2020	
9/23/2020	16.8
9/24/2020	
9/25/2020	
3/1/2021	
3/2/2021	
3/3/2021	9.6
3/4/2021	
8/19/2021	
8/20/2021	
8/27/2021	18.2
9/1/2021	
2/8/2022	
2/9/2022	16
2/10/2022	
2/11/2022	

Time Series

Constituent: Sulfate (mg/L) Analysis Run 4/19/2022 5:15 PM

Plant Yates Client: Southern Company Data: Plant Yates AMA-R6

	PZ-35	PZ-37	YGWC-24SA	YGWC-36A	PZ-37D	PZ-52D	PZ-51
6/8/2016			<1				
8/1/2016			1.1				
9/2/2016				72			
9/20/2016			0.38 (J)				
11/8/2016			0.39 (J)				
11/14/2016				110			
1/17/2017			<1				
2/28/2017				110			
3/8/2017			0.29 (J)				
5/2/2017			0.29 (J)				
5/9/2017				130			
7/7/2017			0.37 (J)				
7/13/2017				140			
9/22/2017				160			
9/29/2017				160			
10/5/2017			<1				
10/6/2017				160			
10/11/2017				150			
10/12/2017		650					
11/21/2017		700					
1/11/2018		590					
2/20/2018		677					
4/3/2018		615					
6/12/2018			0.35 (J)				
6/13/2018				144			
6/29/2018		634					
8/6/2018		623					
9/24/2018		674					
9/26/2018			0.28 (J)	160			
10/16/2018	34.2						
4/4/2019			0.29 (J)	119			
9/26/2019	14.3		0.23 (J)	84.8			
3/25/2020	36.1			58.8			
3/26/2020			<1				
9/23/2020			<1				
9/24/2020	7.2						
9/25/2020		563					
10/7/2020				18.2			
3/3/2021			<1				
3/4/2021	8.8	485		6.3			
8/25/2021		472					
9/1/2021	38.7		<1				
9/3/2021				13.8	153		
2/10/2022	42.6	452	<1				306
2/11/2022				16.4	115	209	

Time Series

Constituent: Thallium (mg/L) Analysis Run 4/19/2022 5:15 PM

Plant Yates Client: Southern Company Data: Plant Yates AMA-R6

	YAMW-1	YAMW-2	YAMW-3	YAMW-4	YAMW-5	YGWA-17S (bg)	YGWA-18I (bg)	YGWA-18S (bg)	YGWA-20S (bg)
6/6/2016							<0.001	<0.001	
6/7/2016						<0.001			<0.001
7/27/2016						<0.001	<0.001	<0.001	<0.001
7/28/2016									
9/16/2016						<0.001		<0.001	
9/19/2016							<0.001		<0.001
11/2/2016									<0.001
11/3/2016						<0.001	<0.001	<0.001	
1/11/2017						<0.001	<0.001	<0.001	
1/13/2017									<0.001
3/1/2017							<0.001	<0.001	
3/2/2017						<0.001			
3/6/2017									<0.001
4/26/2017							<0.001	<0.001	<0.001
5/2/2017						<0.001			
6/28/2017							<0.001	<0.001	
6/29/2017						<0.001			<0.001
3/28/2018						<0.001	<0.001	<0.001	
3/29/2018									<0.001
9/25/2018									
3/5/2019						<0.001		<0.001	<0.001
3/6/2019							<0.001		
4/2/2019						<0.001			
4/3/2019							<0.001	<0.001	<0.001
9/24/2019									
9/25/2019						<0.001			<0.001
9/26/2019	<0.001						<0.001	<0.001	
2/11/2020						<0.001	<0.001	<0.001	
2/12/2020									<0.001
3/24/2020						<0.001	<0.001	<0.001	<0.001
3/25/2020	<0.001								
9/23/2020		<0.001		<0.001		<0.001	<0.001	<0.001	
9/24/2020	<0.001				<0.001				<0.001
2/9/2021	<0.001	<0.001		<0.001	<0.001		<0.001	<0.001	<0.001
2/9/2022						<0.001	<0.001	<0.001	<0.001
2/10/2022	<0.001	<0.001	<0.001	<0.001	<0.001				

Time Series

Constituent: Thallium (mg/L) Analysis Run 4/19/2022 5:15 PM

Plant Yates Client: Southern Company Data: Plant Yates AMA-R6

	YGWA-21I (bg)
6/6/2016	
6/7/2016	<0.001
7/27/2016	
7/28/2016	<0.001
9/16/2016	
9/19/2016	<0.001
11/2/2016	
11/3/2016	<0.001
1/11/2017	
1/13/2017	<0.001
3/1/2017	
3/2/2017	
3/6/2017	<0.001
4/26/2017	<0.001
5/2/2017	
6/28/2017	
6/29/2017	<0.001
3/28/2018	
3/29/2018	<0.001
9/25/2018	<0.001
3/5/2019	<0.001
3/6/2019	
4/2/2019	<0.001
4/3/2019	
9/24/2019	<0.001
9/25/2019	
9/26/2019	
2/11/2020	
2/12/2020	<0.001
3/24/2020	<0.001
3/25/2020	
9/23/2020	
9/24/2020	<0.001
2/9/2021	<0.001
2/9/2022	<0.001
2/10/2022	

Time Series

Constituent: Thallium (mg/L) Analysis Run 4/19/2022 5:15 PM

Plant Yates Client: Southern Company Data: Plant Yates AMA-R6

	YGWA-39 (bg)	YGWA-40 (bg)	YGWA-4I (bg)	YGWA-5D (bg)	YGWA-5I (bg)	YGWC-23S	YGWC-38	YGWC-41	YGWC-42
6/2/2016			<0.001	<0.001	<0.001				
6/7/2016						<0.001			
7/26/2016			<0.001	<0.001	<0.001				
7/28/2016						<0.001			
8/30/2016									<0.001
8/31/2016									
9/14/2016			<0.001	<0.001	<0.001				
9/20/2016						<0.001			
11/2/2016			<0.001	<0.001					
11/4/2016					<0.001				
11/8/2016						<0.001			
11/16/2016									<0.001
1/12/2017				<0.001	<0.001				
1/13/2017			<0.001						
1/16/2017						<0.001			
2/24/2017									
2/27/2017									<0.001
3/6/2017			<0.001						
3/7/2017				<0.001	<0.001				
3/9/2017						<0.001			
5/1/2017			<0.001	<0.001					
5/2/2017					<0.001	<0.001			
5/10/2017									<0.001
6/27/2017				<0.001	<0.001				
6/29/2017			<0.001						
7/10/2017						<0.001			
7/11/2017									<0.001
10/11/2017	<0.001								
10/12/2017		<0.001					<0.001	<0.001	<0.001
11/20/2017	<0.001	<0.001					<0.001		
11/21/2017								<0.001	
1/10/2018		<0.001							
1/11/2018	<0.001							<0.001	
1/12/2018							<0.001		
2/19/2018		<0.001						<0.001	
2/20/2018	<0.001						<0.001		
3/29/2018			<0.001	<0.001	<0.001				
3/30/2018						<0.001			
4/3/2018	<0.001	<0.001					<0.001	<0.001	
4/4/2018									<0.001
6/27/2018								<0.001	
6/28/2018	<0.001	<0.001					<0.001		
8/7/2018	<0.001	<0.001					<0.001	<0.001	
9/20/2018									<0.001
9/24/2018	<0.001	<0.001					<0.001	<0.001	
3/4/2019			<0.001	<0.001	<0.001				
3/6/2019						<0.001			
4/3/2019			<0.001	<0.001	<0.001				
4/4/2019						<0.001			
8/21/2019	<0.001	<0.001							
8/22/2019							<0.001	<0.001	<0.001
9/24/2019				<0.001	<0.001				

Time Series

Constituent: Thallium (mg/L) Analysis Run 4/19/2022 5:15 PM

Plant Yates Client: Southern Company Data: Plant Yates AMA-R6

	YGWA-39 (bg)	YGWA-40 (bg)	YGWA-4I (bg)	YGWA-5D (bg)	YGWA-5I (bg)	YGWC-23S	YGWC-38	YGWC-41	YGWC-42
9/25/2019			<0.001						
9/27/2019						<0.001			
2/12/2020	<0.001	<0.001	<0.001	<0.001	<0.001				
3/24/2020		<0.001		<0.001	<0.001				
3/25/2020	<0.001		<0.001				<0.001	<0.001	<0.001
3/26/2020						<0.001			
9/22/2020			<0.001	<0.001	<0.001				
9/24/2020	<0.001	<0.001				<0.001			<0.001
9/25/2020							<0.001	<0.001	
2/8/2021				<0.001	<0.001				
2/9/2021			<0.001			<0.001	<0.001		
2/10/2021	<0.001	<0.001						<0.001	<0.001
2/8/2022	<0.001	<0.001						<0.001	
2/10/2022				<0.001	<0.001	<0.001	<0.001		<0.001
2/11/2022			<0.001						

Time Series

Constituent: Thallium (mg/L) Analysis Run 4/19/2022 5:15 PM

Plant Yates Client: Southern Company Data: Plant Yates AMA-R6

	YGWC-43
6/2/2016	
6/7/2016	
7/26/2016	
7/28/2016	
8/30/2016	
8/31/2016	<0.001
9/14/2016	
9/20/2016	
11/2/2016	
11/4/2016	
11/8/2016	
11/16/2016	<0.001
1/12/2017	
1/13/2017	
1/16/2017	
2/24/2017	<0.001
2/27/2017	
3/6/2017	
3/7/2017	
3/9/2017	
5/1/2017	
5/2/2017	
5/10/2017	<0.001
6/27/2017	
6/29/2017	
7/10/2017	
7/11/2017	<0.001
10/11/2017	
10/12/2017	<0.001
11/20/2017	
11/21/2017	
1/10/2018	
1/11/2018	
1/12/2018	
2/19/2018	
2/20/2018	
3/29/2018	
3/30/2018	
4/3/2018	
4/4/2018	<0.001
6/27/2018	
6/28/2018	
8/7/2018	
9/20/2018	<0.001
9/24/2018	
3/4/2019	
3/6/2019	
4/3/2019	
4/4/2019	
8/21/2019	<0.001
8/22/2019	
9/24/2019	

Time Series

Constituent: Thallium (mg/L) Analysis Run 4/19/2022 5:15 PM

Plant Yates Client: Southern Company Data: Plant Yates AMA-R6

	YGWC-43
9/25/2019	
9/27/2019	
2/12/2020	
3/24/2020	
3/25/2020	<0.001
3/26/2020	
9/22/2020	
9/24/2020	
9/25/2020	<0.001
2/8/2021	
2/9/2021	<0.001
2/10/2021	
2/8/2022	<0.001
2/10/2022	
2/11/2022	

Time Series

Constituent: Thallium (mg/L) Analysis Run 4/19/2022 5:15 PM

Plant Yates Client: Southern Company Data: Plant Yates AMA-R6

	YGWC-49	YGWA-47 (bg)	GWA-2 (bg)	YGWA-14S (bg)	YGWA-1D (bg)	YGWA-1I (bg)	YGWA-2I (bg)	YGWA-30I (bg)	YGWA-3D (bg)
5/1/2007			<0.001						
9/11/2007			<0.001						
3/20/2008			<0.001						
8/27/2008			<0.001						
3/3/2009			<0.001						
11/18/2009			<0.001						
3/3/2010			<0.001						
9/8/2010			<0.001						
3/10/2011			<0.001						
9/8/2011			<0.001						
3/5/2012			<0.001						
9/10/2012			<0.001						
2/6/2013			<0.001						
8/12/2013			<0.001						
2/5/2014			<0.001						
8/5/2014			<0.001						
2/4/2015			<0.001						
2/16/2016			<0.001						
6/1/2016					<0.001	<0.001			
6/2/2016				<0.001				<0.001	<0.001
7/25/2016						<0.001		<0.001	
7/26/2016				<0.001	<0.001				0.0001 (J)
8/30/2016		<0.001							
8/31/2016			<0.001						
9/1/2016	<0.001								
9/13/2016					<0.001	<0.001			
9/14/2016							<0.001		
9/15/2016				<0.001					<0.001
9/19/2016								<0.001	
11/1/2016					<0.001			<0.001	<0.001
11/2/2016				<0.001					
11/4/2016						<0.001	<0.001		
11/14/2016		<0.001							
11/15/2016	<0.001								
11/28/2016			<0.001						
12/15/2016							<0.001		
1/10/2017				<0.001					
1/11/2017					<0.001				<0.001
1/16/2017						<0.001	<0.001	<0.001	
2/21/2017								<0.001	
2/22/2017			<0.001						
2/24/2017		<0.001							
2/27/2017	9E-05 (J)								
3/1/2017									
3/2/2017					<0.001	<0.001			<0.001
3/3/2017							<0.001		
3/8/2017				<0.001					
4/26/2017				<0.001				<0.001	<0.001
4/27/2017					<0.001	<0.001			
4/28/2017							<0.001		
5/8/2017		<0.001	6E-05 (J)						
5/9/2017	<0.001								

Time Series

Constituent: Thallium (mg/L) Analysis Run 4/19/2022 5:15 PM

Plant Yates Client: Southern Company Data: Plant Yates AMA-R6

	YGWC-49	YGWA-47 (bg)	GWA-2 (bg)	YGWA-14S (bg)	YGWA-1D (bg)	YGWA-1I (bg)	YGWA-2I (bg)	YGWA-30I (bg)	YGWA-3D (bg)
5/26/2017							<0.001		
6/27/2017					<0.001	<0.001			
6/28/2017							<0.001		<0.001
6/30/2017				<0.001				<0.001	
7/11/2017		<0.001							
7/13/2017	<0.001								
7/17/2017			6E-05 (J)						
10/10/2017		<0.001							
10/11/2017	<0.001								
10/16/2017			7E-05 (J)						
2/19/2018			<0.001						
3/27/2018				<0.001		<0.001		<0.001	
3/28/2018							<0.001		<0.001
3/29/2018					<0.001				
4/2/2018		<0.001							
4/4/2018	<0.001								
8/6/2018			<0.001						
9/19/2018		<0.001							
9/20/2018	<0.001								
2/25/2019			<0.001						
2/26/2019				<0.001				<0.001	
2/27/2019					<0.001	<0.001	<0.001		<0.001
6/12/2019			<0.001						
8/19/2019			5.5E-05 (J)						
8/20/2019		5.8E-05 (J)							
9/26/2019	<0.001								
10/8/2019		8.4E-05 (J)	<0.001						
2/10/2020					<0.001	5.5E-05 (J)			
2/11/2020							<0.001		
2/12/2020				8.9E-05 (J)				<0.001	<0.001
3/17/2020		<0.001	<0.001						
3/18/2020				<0.001		<0.001			
3/19/2020					<0.001		<0.001	<0.001	<0.001
3/25/2020	<0.001								
8/26/2020			<0.001						
8/27/2020		<0.001							
9/22/2020			<0.001						
9/23/2020					<0.001	<0.001	<0.001		<0.001
9/24/2020	<0.001							<0.001	
9/25/2020				<0.001					
2/9/2021	<0.001								
2/10/2021				<0.001			<0.001		<0.001
2/11/2021								<0.001	
2/12/2021					<0.001	<0.001			
3/2/2021			<0.001						
8/19/2021		<0.001							
8/20/2021			<0.001						
2/8/2022	<0.001	<0.001	<0.001						
2/9/2022					<0.001	<0.001	<0.001		<0.001
2/10/2022				<0.001					
2/11/2022								<0.001	

Time Series

Constituent: Thallium (mg/L) Analysis Run 4/19/2022 5:15 PM

Plant Yates Client: Southern Company Data: Plant Yates AMA-R6

	YGWA-3I (bg)
5/1/2007	
9/11/2007	
3/20/2008	
8/27/2008	
3/3/2009	
11/18/2009	
3/3/2010	
9/8/2010	
3/10/2011	
9/8/2011	
3/5/2012	
9/10/2012	
2/6/2013	
8/12/2013	
2/5/2014	
8/5/2014	
2/4/2015	
2/16/2016	
6/1/2016	<0.001
6/2/2016	
7/25/2016	<0.001
7/26/2016	
8/30/2016	
8/31/2016	
9/1/2016	
9/13/2016	
9/14/2016	<0.001
9/15/2016	
9/19/2016	
11/1/2016	<0.001
11/2/2016	
11/4/2016	
11/14/2016	
11/15/2016	
11/28/2016	
12/15/2016	
1/10/2017	
1/11/2017	<0.001
1/16/2017	
2/21/2017	
2/22/2017	
2/24/2017	
2/27/2017	
3/1/2017	<0.001
3/2/2017	
3/3/2017	
3/8/2017	
4/26/2017	<0.001
4/27/2017	
4/28/2017	
5/8/2017	
5/9/2017	

Time Series

Constituent: Thallium (mg/L) Analysis Run 4/19/2022 5:15 PM

Plant Yates Client: Southern Company Data: Plant Yates AMA-R6

	YGWA-3I (bg)
5/26/2017	
6/27/2017	
6/28/2017	<0.001
6/30/2017	
7/11/2017	
7/13/2017	
7/17/2017	
10/10/2017	
10/11/2017	
10/16/2017	
2/19/2018	
3/27/2018	
3/28/2018	<0.001
3/29/2018	
4/2/2018	
4/4/2018	
8/6/2018	
9/19/2018	
9/20/2018	
2/25/2019	
2/26/2019	
2/27/2019	<0.001
6/12/2019	
8/19/2019	
8/20/2019	
9/26/2019	
10/8/2019	
2/10/2020	
2/11/2020	<0.001
2/12/2020	
3/17/2020	
3/18/2020	
3/19/2020	<0.001
3/25/2020	
8/26/2020	
8/27/2020	
9/22/2020	
9/23/2020	0.00016 (J)
9/24/2020	
9/25/2020	
2/9/2021	
2/10/2021	<0.001
2/11/2021	
2/12/2021	
3/2/2021	
8/19/2021	
8/20/2021	
2/8/2022	
2/9/2022	<0.001
2/10/2022	
2/11/2022	

Time Series

Constituent: Thallium (mg/L) Analysis Run 4/19/2022 5:15 PM

Plant Yates Client: Southern Company Data: Plant Yates AMA-R6

	PZ-35	PZ-37	YGWC-24SA	YGWC-36A	PZ-37D	PZ-52D	PZ-51
6/8/2016			<0.001				
8/1/2016			<0.001				
9/2/2016				<0.001			
9/20/2016			<0.001				
11/8/2016			<0.001				
11/14/2016				<0.001			
1/17/2017			<0.001				
2/28/2017				<0.001			
3/8/2017			<0.001				
5/2/2017			<0.001				
5/9/2017				<0.001			
7/7/2017			<0.001				
7/13/2017				<0.001			
9/22/2017				<0.001			
9/29/2017				<0.001			
10/6/2017				<0.001			
10/12/2017		<0.001					
11/21/2017		<0.001					
1/11/2018		<0.001					
2/20/2018		<0.001					
3/30/2018			<0.001	<0.001			
4/3/2018		<0.001					
6/29/2018		<0.001					
8/6/2018		<0.001					
9/24/2018		<0.001					
3/5/2019			<0.001				
3/6/2019				<0.001			
4/4/2019			<0.001	<0.001			
9/26/2019	<0.001		<0.001	<0.001			
3/25/2020	<0.001			<0.001			
3/26/2020			<0.001				
9/23/2020			<0.001				
9/24/2020	<0.001						
9/25/2020		<0.001					
10/7/2020				<0.001			
2/9/2021		<0.001	<0.001				
2/10/2021	<0.001			<0.001			
2/10/2022	<0.001	<0.001	<0.001				<0.001
2/11/2022				<0.001	<0.001	<0.001	

Time Series

Constituent: Total Dissolved Solids (mg/L) Analysis Run 4/19/2022 5:15 PM

Plant Yates Client: Southern Company Data: Plant Yates AMA-R6

	YAMW-1	YAMW-2	YAMW-3	YAMW-4	YAMW-5	YGWA-17S (bg)	YGWA-18I (bg)	YGWA-18S (bg)	YGWA-20S (bg)
6/6/2016							120	58	
6/7/2016						28			38
7/27/2016						74	94	35	74
7/28/2016									
9/16/2016						67		35	
9/19/2016							92		45
11/2/2016									53
11/3/2016						41	104	48	
1/11/2017						104	133	95	
1/13/2017									46
3/1/2017							119	79	
3/2/2017						77			
3/6/2017									164
4/26/2017							162	36	34
5/2/2017						142			
6/28/2017							98	45	
6/29/2017						53			68
10/3/2017									
10/4/2017						61		45	54
10/5/2017							104		
6/5/2018									
6/6/2018									79
6/7/2018							68		
6/11/2018						70		74	
9/25/2018						86	109	63	73
10/16/2018	209								
4/2/2019						72			
4/3/2019							89	63	57
9/24/2019									
9/25/2019						81			75
9/26/2019							126	72	
3/24/2020						71	91	59	76
3/25/2020	139								
9/23/2020		62		329		99	103	81	
9/24/2020	106				788				69
3/3/2021	121	40		245		57	95	37	53
3/4/2021					604				
8/25/2021				332					
8/26/2021					570			31	
8/27/2021						93	112		67
9/1/2021	219	60							
2/9/2022						81	103	60	72
2/10/2022	281	48	606	346	499				

Time Series

Constituent: Total Dissolved Solids (mg/L) Analysis Run 4/19/2022 5:15 PM

Plant Yates Client: Southern Company Data: Plant Yates AMA-R6

	YGWA-21I (bg)
6/6/2016	
6/7/2016	60
7/27/2016	
7/28/2016	81
9/16/2016	
9/19/2016	68
11/2/2016	
11/3/2016	61
1/11/2017	
1/13/2017	76
3/1/2017	
3/2/2017	
3/6/2017	167
4/26/2017	50
5/2/2017	
6/28/2017	
6/29/2017	94
10/3/2017	149
10/4/2017	
10/5/2017	
6/5/2018	109
6/6/2018	
6/7/2018	
6/11/2018	
9/25/2018	122
10/16/2018	
4/2/2019	134
4/3/2019	
9/24/2019	157
9/25/2019	
9/26/2019	
3/24/2020	117
3/25/2020	
9/23/2020	
9/24/2020	113
3/3/2021	
3/4/2021	110
8/25/2021	
8/26/2021	
8/27/2021	
9/1/2021	137
2/9/2022	131
2/10/2022	

Time Series

Constituent: Total Dissolved Solids (mg/L) Analysis Run 4/19/2022 5:15 PM

Plant Yates Client: Southern Company Data: Plant Yates AMA-R6

	YGWA-39 (bg)	YGWA-40 (bg)	YGWA-4I (bg)	YGWA-5D (bg)	YGWA-5I (bg)	YGWC-23S	YGWC-38	YGWC-41	YGWC-42
6/2/2016			96	160	66				
6/7/2016						130			
7/26/2016			92	177	78				
7/28/2016						119			
8/30/2016									1650
8/31/2016									
9/14/2016			102	187	73				
9/20/2016						132			
11/2/2016			115	181					
11/4/2016					75				
11/8/2016						146			
11/16/2016									1420
1/12/2017				202	86				
1/13/2017			67						
1/16/2017						194			
2/24/2017									
2/27/2017									1640
3/6/2017			159						
3/7/2017				257	108				
3/9/2017						288			
5/1/2017			107	165					
5/2/2017					103	221			
5/10/2017									1630
6/27/2017				189	73				
6/29/2017			79						
7/10/2017						123			
7/11/2017									1800
10/3/2017				170	89				
10/5/2017			95						
10/11/2017	68					100			
10/12/2017		74					1360	636	1600
11/20/2017	139	179					1390		
11/21/2017								706	
1/10/2018		140							
1/11/2018	153							701	
1/12/2018							1400		
2/19/2018		119						630	
2/20/2018	87						1300		
4/3/2018	85	106					1390	660	
4/4/2018									1520
6/6/2018				151					
6/7/2018			90		142				
6/12/2018						115			
6/27/2018								575	
6/28/2018	88	112					1310		
8/7/2018	89	103					1340	574	
9/20/2018									1240
9/24/2018	82	107					1400	588	
9/26/2018			116	144	86				
9/27/2018						105			
3/26/2019		90							
3/27/2019	75						1190		1100

Time Series

Constituent: Total Dissolved Solids (mg/L) Analysis Run 4/19/2022 5:15 PM

Plant Yates Client: Southern Company Data: Plant Yates AMA-R6

	YGWA-39 (bg)	YGWA-40 (bg)	YGWA-4I (bg)	YGWA-5D (bg)	YGWA-5I (bg)	YGWC-23S	YGWC-38	YGWC-41	YGWC-42
3/28/2019								372	
4/3/2019			111	142	83				
4/4/2019						85			
9/24/2019				129	79				
9/25/2019			117						
9/27/2019						96			
10/9/2019	119	98					1100	440	1170
3/24/2020		84		139	68				
3/25/2020	158		146				883	428	1200
3/26/2020						110			
9/22/2020			83	104	75				
9/24/2020	170	77				129			1060
9/25/2020							664	307	
3/2/2021				52	67				
3/3/2021			80						
3/4/2021	168	57				96	600	224	501
8/25/2021						141			886
8/26/2021	249		93	123	86		562	225	
9/3/2021		88							
9/27/2021									
2/8/2022	248	93						226	
2/10/2022				127	77	180	541		882
2/11/2022			102						

Time Series

Constituent: Total Dissolved Solids (mg/L) Analysis Run 4/19/2022 5:15 PM

Plant Yates Client: Southern Company Data: Plant Yates AMA-R6

	YGWC-43
6/2/2016	
6/7/2016	
7/26/2016	
7/28/2016	
8/30/2016	
8/31/2016	80
9/14/2016	
9/20/2016	
11/2/2016	
11/4/2016	
11/8/2016	
11/16/2016	112
1/12/2017	
1/13/2017	
1/16/2017	
2/24/2017	147
2/27/2017	
3/6/2017	
3/7/2017	
3/9/2017	
5/1/2017	
5/2/2017	
5/10/2017	203
6/27/2017	
6/29/2017	
7/10/2017	
7/11/2017	238
10/3/2017	
10/5/2017	
10/11/2017	
10/12/2017	287
11/20/2017	
11/21/2017	
1/10/2018	
1/11/2018	
1/12/2018	
2/19/2018	
2/20/2018	
4/3/2018	
4/4/2018	292
6/6/2018	
6/7/2018	
6/12/2018	
6/27/2018	
6/28/2018	
8/7/2018	
9/20/2018	434
9/24/2018	
9/26/2018	
9/27/2018	
3/26/2019	
3/27/2019	

Time Series

Constituent: Total Dissolved Solids (mg/L) Analysis Run 4/19/2022 5:15 PM

Plant Yates Client: Southern Company Data: Plant Yates AMA-R6

	YGWC-43
3/28/2019	323
4/3/2019	
4/4/2019	
9/24/2019	
9/25/2019	
9/27/2019	
10/9/2019	501
3/24/2020	
3/25/2020	352
3/26/2020	
9/22/2020	
9/24/2020	
9/25/2020	494
3/2/2021	
3/3/2021	
3/4/2021	592
8/25/2021	
8/26/2021	
9/3/2021	
9/27/2021	158
2/8/2022	294
2/10/2022	
2/11/2022	

Time Series

Constituent: Total Dissolved Solids (mg/L) Analysis Run 4/19/2022 5:15 PM

Plant Yates Client: Southern Company Data: Plant Yates AMA-R6

	YGWC-49	YGWA-47 (bg)	GWA-2 (bg)	YGWA-14S (bg)	YGWA-1D (bg)	YGWA-1I (bg)	YGWA-2I (bg)	YGWA-30I (bg)	YGWA-3D (bg)
6/1/2016					120	54			
6/2/2016				46				36	130
7/25/2016						48		50	
7/26/2016				54	94				141
8/30/2016		319							
8/31/2016			209						
9/1/2016	228								
9/13/2016					105	67			
9/14/2016							152		
9/15/2016				54					153
9/19/2016								35	
11/1/2016					44			<25	92
11/2/2016				71					
11/4/2016						60	148		
11/14/2016		280							
11/15/2016	211								
11/28/2016			102						
12/15/2016							191		
1/10/2017				45					
1/11/2017					107				159
1/16/2017						65	180	47	
2/21/2017								<25	
2/22/2017			164						
2/24/2017		162							
2/27/2017	382								
3/1/2017									
3/2/2017					98	61			117
3/3/2017							156		
3/8/2017				178					
4/26/2017				52				55	181
4/27/2017					116	31			
4/28/2017							130		
5/8/2017		194	145						
5/9/2017	154								
5/26/2017							223		
6/27/2017					89	42			
6/28/2017							166		169
6/30/2017				45				42	
7/11/2017		193							
7/13/2017	192								
7/17/2017			185						
10/3/2017					119	58	153		
10/4/2017								31	141
10/5/2017				40					
10/10/2017		175							
10/11/2017	177								
10/16/2017			218						
2/19/2018			173						
4/2/2018		192							
4/4/2018	174								
6/5/2018					127				
6/6/2018						96			

Time Series

Constituent: Total Dissolved Solids (mg/L) Analysis Run 4/19/2022 5:15 PM

Plant Yates Client: Southern Company Data: Plant Yates AMA-R6

	YGWC-49	YGWA-47 (bg)	GWA-2 (bg)	YGWA-14S (bg)	YGWA-1D (bg)	YGWA-1I (bg)	YGWA-2I (bg)	YGWA-30I (bg)	YGWA-3D (bg)
6/7/2018							146		95
6/8/2018				114					
6/11/2018								59	
8/6/2018			158						
9/19/2018		186							
9/20/2018	186								
10/1/2018				50	117	60	155		165
10/2/2018								57	
2/25/2019			92						
3/27/2019		170							
3/28/2019	164				87	87			
3/29/2019				63			150		
4/1/2019								54	149
6/12/2019			226						
9/24/2019					124	54	146		
9/25/2019				64				51	157
9/26/2019	192								
10/8/2019		172	276						
3/17/2020		165	185						
3/18/2020				57		35			
3/19/2020					116		148	47	146
3/25/2020	130								
9/22/2020		141	281						
9/23/2020					108	15	161		157
9/24/2020	187							51	
9/25/2020				54					
3/1/2021		145						23	
3/2/2021			296	67					
3/3/2021					99	39	138		137
3/4/2021	145								
8/19/2021		134		54	105	44		50	144
8/20/2021			254						
8/27/2021							150		
9/1/2021	163								
2/8/2022	164	151	283						
2/9/2022					105	57	156		154
2/10/2022				56					
2/11/2022								66	

Time Series

Constituent: Total Dissolved Solids (mg/L) Analysis Run 4/19/2022 5:15 PM

Plant Yates Client: Southern Company Data: Plant Yates AMA-R6

	YGWA-3I (bg)
6/1/2016	150
6/2/2016	
7/25/2016	135
7/26/2016	
8/30/2016	
8/31/2016	
9/1/2016	
9/13/2016	
9/14/2016	127
9/15/2016	
9/19/2016	
11/1/2016	75
11/2/2016	
11/4/2016	
11/14/2016	
11/15/2016	
11/28/2016	
12/15/2016	
1/10/2017	
1/11/2017	148
1/16/2017	
2/21/2017	
2/22/2017	
2/24/2017	
2/27/2017	
3/1/2017	182
3/2/2017	
3/3/2017	
3/8/2017	
4/26/2017	92
4/27/2017	
4/28/2017	
5/8/2017	
5/9/2017	
5/26/2017	
6/27/2017	
6/28/2017	126
6/30/2017	
7/11/2017	
7/13/2017	
7/17/2017	
10/3/2017	
10/4/2017	147
10/5/2017	
10/10/2017	
10/11/2017	
10/16/2017	
2/19/2018	
4/2/2018	
4/4/2018	
6/5/2018	
6/6/2018	

Time Series

Constituent: Total Dissolved Solids (mg/L) Analysis Run 4/19/2022 5:15 PM

Plant Yates Client: Southern Company Data: Plant Yates AMA-R6

	YGWA-3I (bg)
6/7/2018	
6/8/2018	158
6/11/2018	
8/6/2018	
9/19/2018	
9/20/2018	
10/1/2018	138
10/2/2018	
2/25/2019	
3/27/2019	
3/28/2019	
3/29/2019	
4/1/2019	19 (J)
6/12/2019	
9/24/2019	
9/25/2019	159
9/26/2019	
10/8/2019	
3/17/2020	
3/18/2020	
3/19/2020	148
3/25/2020	
9/22/2020	
9/23/2020	155
9/24/2020	
9/25/2020	
3/1/2021	
3/2/2021	
3/3/2021	111
3/4/2021	
8/19/2021	
8/20/2021	
8/27/2021	155
9/1/2021	
2/8/2022	
2/9/2022	145
2/10/2022	
2/11/2022	

Time Series

Constituent: Total Dissolved Solids (mg/L) Analysis Run 4/19/2022 5:15 PM

Plant Yates Client: Southern Company Data: Plant Yates AMA-R6

	PZ-35	PZ-37	YGWC-24SA	YGWC-36A	PZ-37D	PZ-52D	PZ-51
6/8/2016			66				
8/1/2016			56				
9/2/2016				243			
9/20/2016			53				
11/8/2016			58				
11/14/2016				272			
1/17/2017			56				
2/28/2017				306			
3/8/2017			192				
5/2/2017			113				
5/9/2017				303			
7/7/2017			46				
7/13/2017				282			
9/22/2017				309			
9/29/2017				273			
10/5/2017			48				
10/6/2017				287			
10/11/2017				264			
10/12/2017		1060					
11/21/2017		1100					
1/11/2018		1020					
2/20/2018		1050					
4/3/2018		1080					
6/12/2018			79				
6/13/2018				292			
6/29/2018		979					
8/6/2018		1020					
9/24/2018		1090					
9/26/2018			59	277			
10/16/2018	123						
4/4/2019			63	240			
9/26/2019			81	198			
3/25/2020	84			164			
3/26/2020			67				
9/23/2020			87				
9/24/2020	100						
9/25/2020		878					
10/7/2020				137			
3/3/2021			70				
3/4/2021	59	856		69			
8/25/2021		876					
9/1/2021	128		96				
9/3/2021				89	374		
2/10/2022	130	798	78				574
2/11/2022				81	382	456	

FIGURE B.

Box & Whiskers Plot

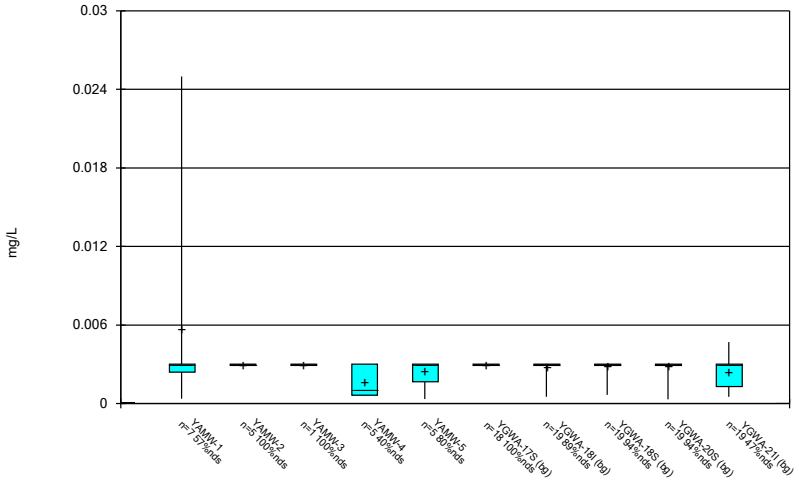

Constituent: Antimony Analysis Run 4/19/2022 5:22 PM

Plant Yates Client: Southern Company Data: Plant Yates AMA-R6

Sanitas™ v.9.6.32j Groundwater Stats Consulting. UG

Box & Whiskers Plot

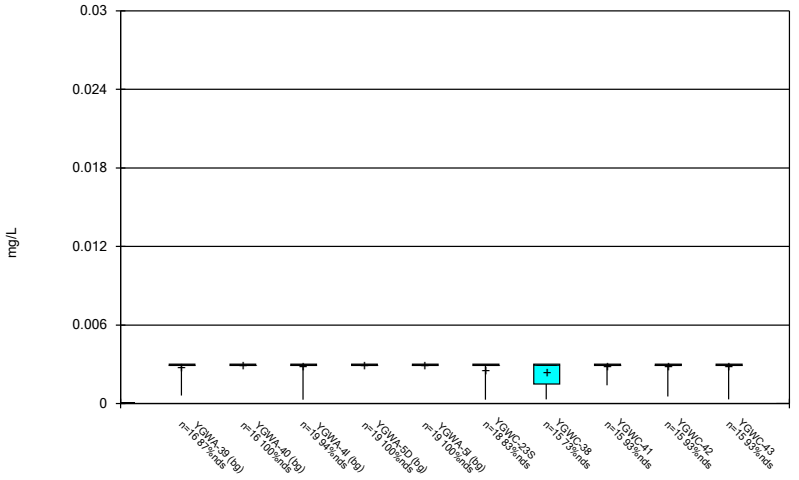

Constituent: Antimony Analysis Run 4/19/2022 5:22 PM

Plant Yates Client: Southern Company Data: Plant Yates AMA-R6

Sanitas™ v.9.6.32j Groundwater Stats Consulting. UG

Box & Whiskers Plot

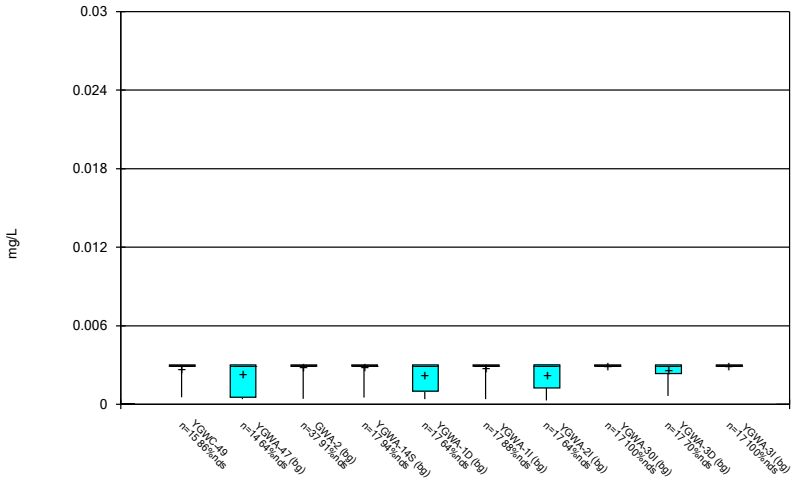

Constituent: Antimony Analysis Run 4/19/2022 5:22 PM

Plant Yates Client: Southern Company Data: Plant Yates AMA-R6

Sanitas™ v.9.6.32j Groundwater Stats Consulting. UG

Box & Whiskers Plot

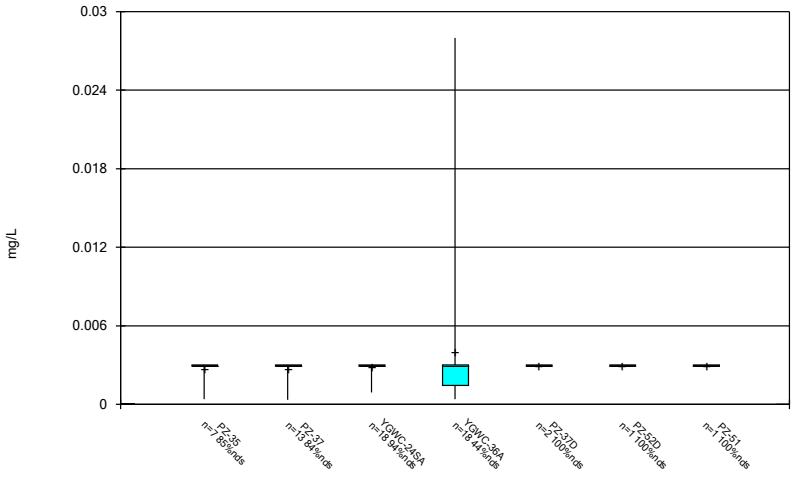

Constituent: Antimony Analysis Run 4/19/2022 5:22 PM

Plant Yates Client: Southern Company Data: Plant Yates AMA-R6

Box & Whiskers Plot

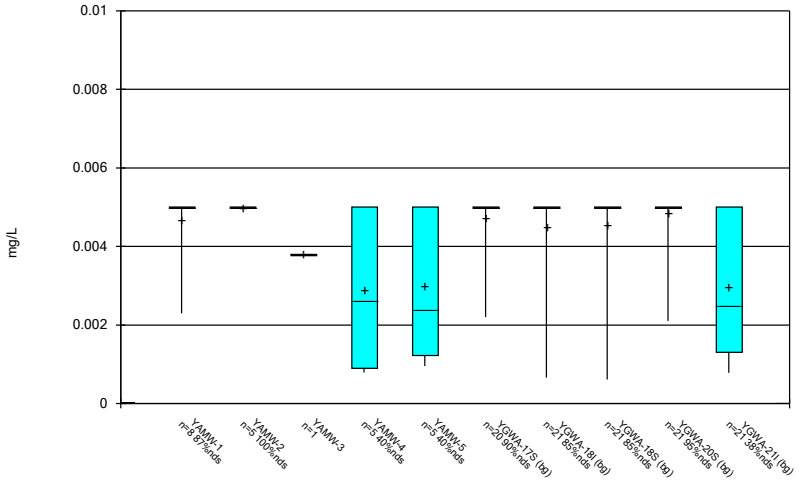

Constituent: Arsenic Analysis Run 4/19/2022 5:22 PM

Plant Yates Client: Southern Company Data: Plant Yates AMA-R6

Sanitas™ v.9.6.32j Groundwater Stats Consulting. UG

Box & Whiskers Plot

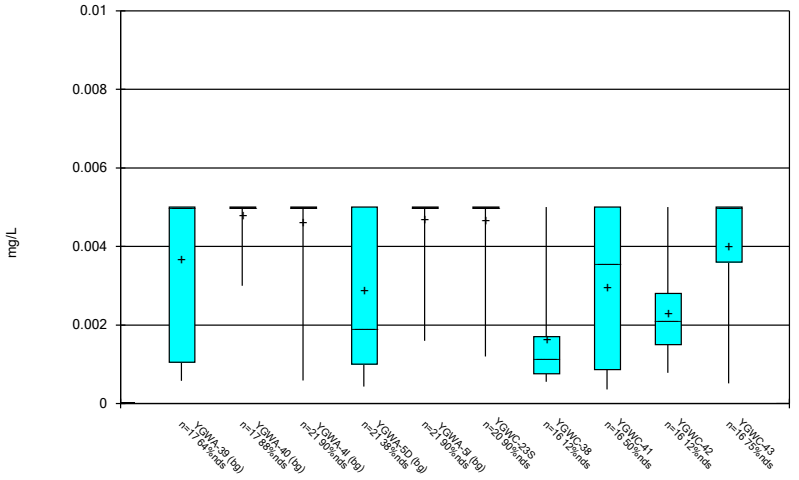

Constituent: Arsenic Analysis Run 4/19/2022 5:22 PM

Plant Yates Client: Southern Company Data: Plant Yates AMA-R6

Sanitas™ v.9.6.32j Groundwater Stats Consulting. UG

Box & Whiskers Plot

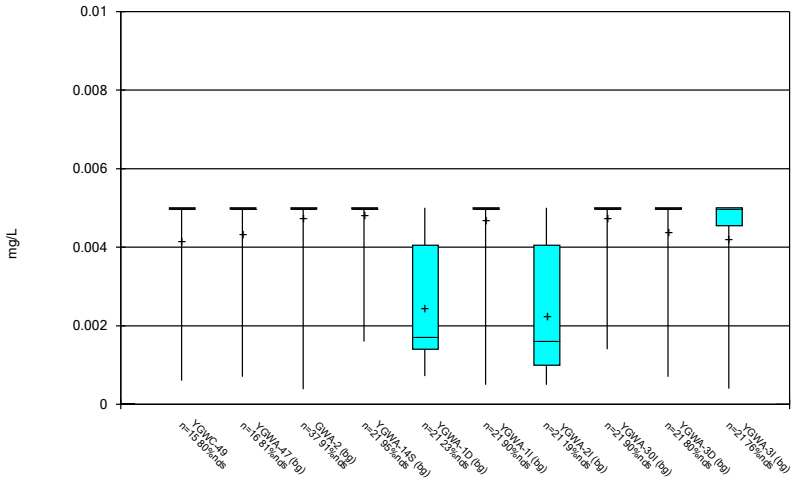

Constituent: Arsenic Analysis Run 4/19/2022 5:22 PM

Plant Yates Client: Southern Company Data: Plant Yates AMA-R6

Sanitas™ v.9.6.32j Groundwater Stats Consulting. UG

Box & Whiskers Plot

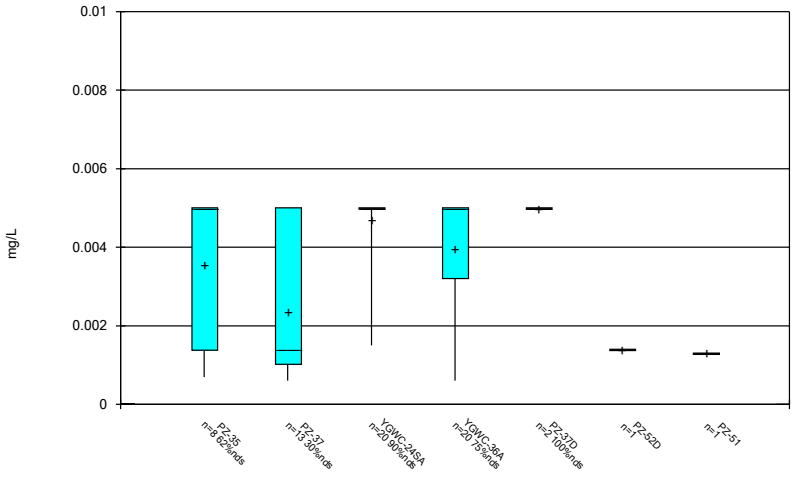

Constituent: Arsenic Analysis Run 4/19/2022 5:22 PM

Plant Yates Client: Southern Company Data: Plant Yates AMA-R6

Box & Whiskers Plot

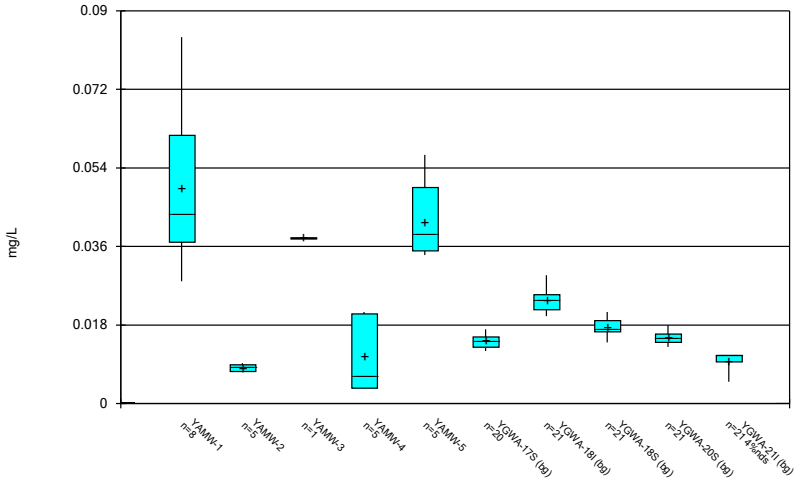

Constituent: Barium Analysis Run 4/19/2022 5:22 PM

Plant Yates Client: Southern Company Data: Plant Yates AMA-R6

Sanitas™ v.9.6.32j Groundwater Stats Consulting. UG

Box & Whiskers Plot

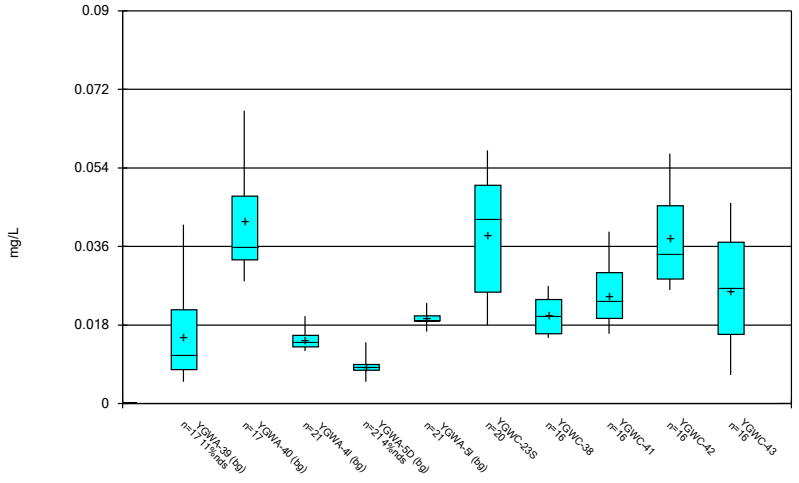

Constituent: Barium Analysis Run 4/19/2022 5:22 PM

Plant Yates Client: Southern Company Data: Plant Yates AMA-R6

Sanitas™ v.9.6.32j Groundwater Stats Consulting. UG

Box & Whiskers Plot

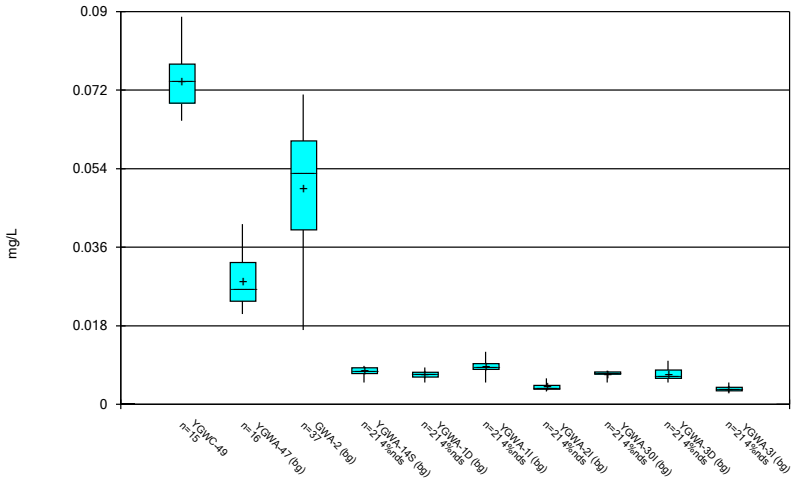

Constituent: Barium Analysis Run 4/19/2022 5:22 PM

Plant Yates Client: Southern Company Data: Plant Yates AMA-R6

Sanitas™ v.9.6.32j Groundwater Stats Consulting. UG

Box & Whiskers Plot

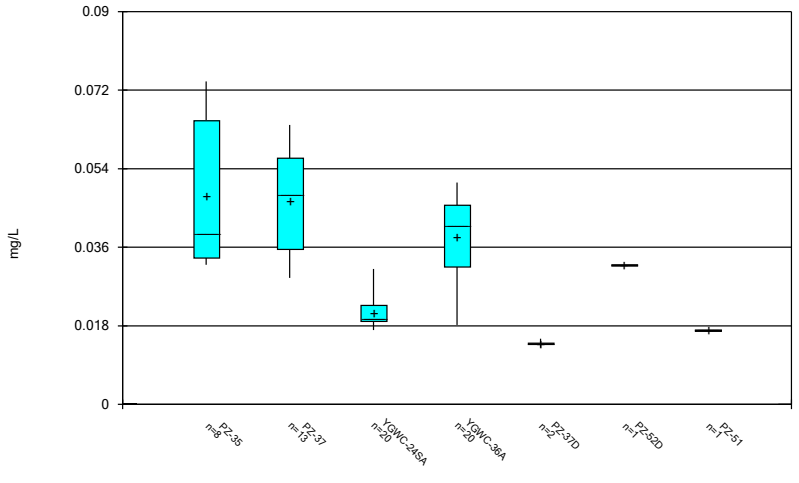

Constituent: Barium Analysis Run 4/19/2022 5:22 PM

Plant Yates Client: Southern Company Data: Plant Yates AMA-R6

Box & Whiskers Plot

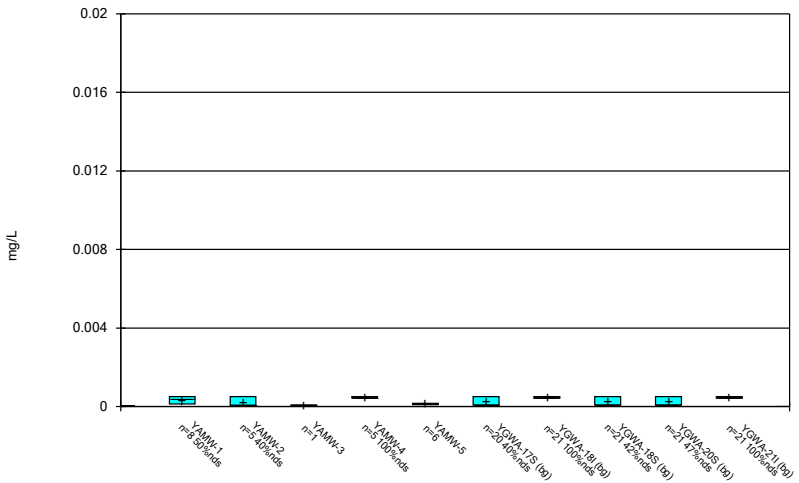

Constituent: Beryllium Analysis Run 4/19/2022 5:22 PM

Plant Yates Client: Southern Company Data: Plant Yates AMA-R6

Sanitas™ v.9.6.32j Groundwater Stats Consulting. UG

Box & Whiskers Plot

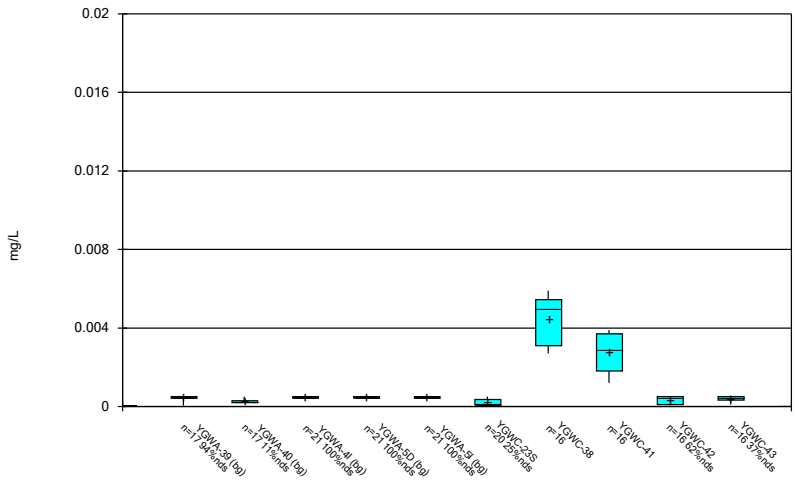

Constituent: Beryllium Analysis Run 4/19/2022 5:22 PM

Plant Yates Client: Southern Company Data: Plant Yates AMA-R6

Sanitas™ v.9.6.32j Groundwater Stats Consulting. UG

Box & Whiskers Plot

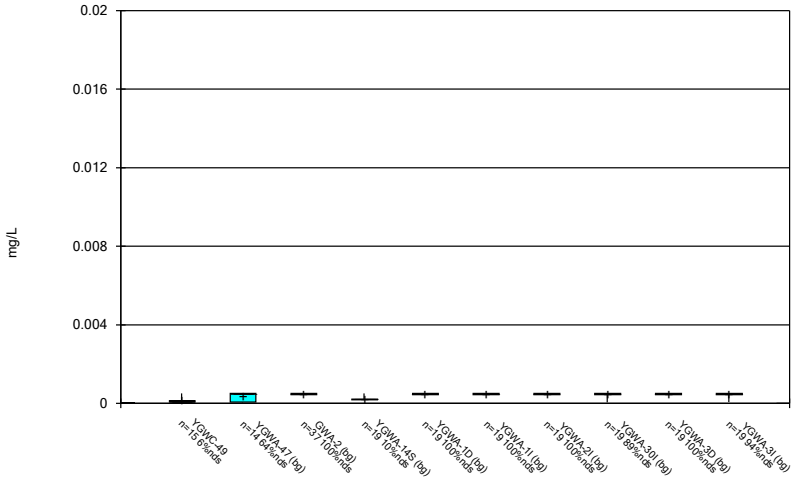

Constituent: Beryllium Analysis Run 4/19/2022 5:22 PM

Plant Yates Client: Southern Company Data: Plant Yates AMA-R6

Sanitas™ v.9.6.32j Groundwater Stats Consulting. UG

Box & Whiskers Plot

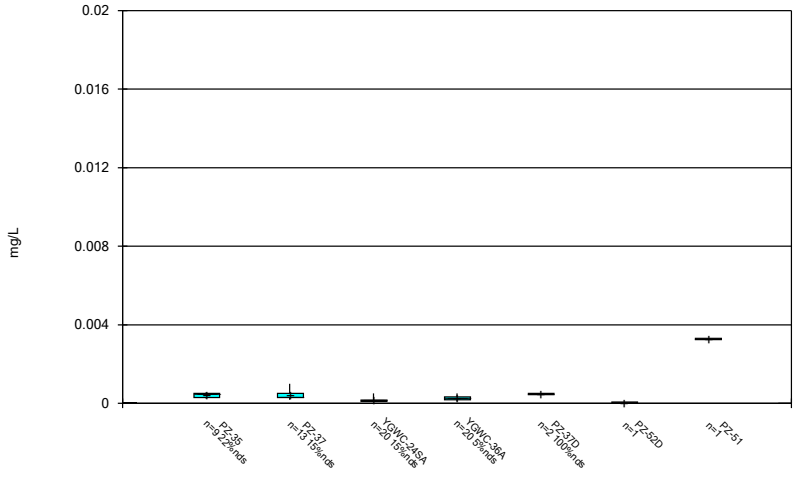

Constituent: Beryllium Analysis Run 4/19/2022 5:22 PM

Plant Yates Client: Southern Company Data: Plant Yates AMA-R6

Box & Whiskers Plot

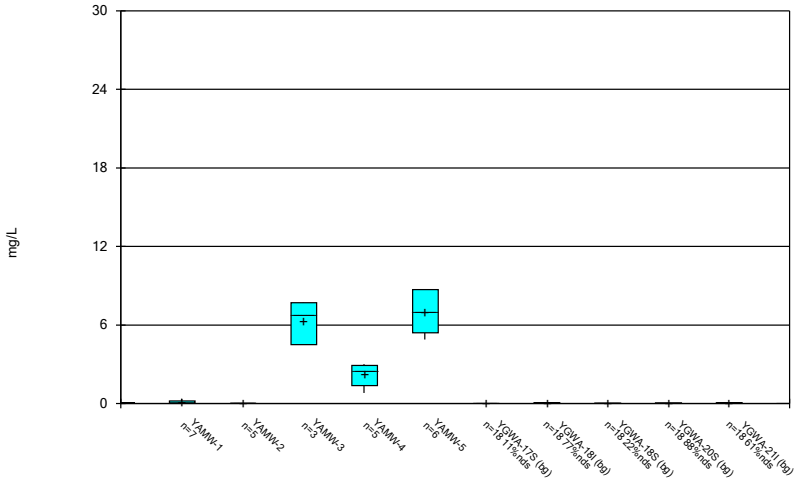

Constituent: Boron Analysis Run 4/19/2022 5:22 PM

Plant Yates Client: Southern Company Data: Plant Yates AMA-R6

Sanitas™ v.9.6.32j Groundwater Stats Consulting. UG

Box & Whiskers Plot

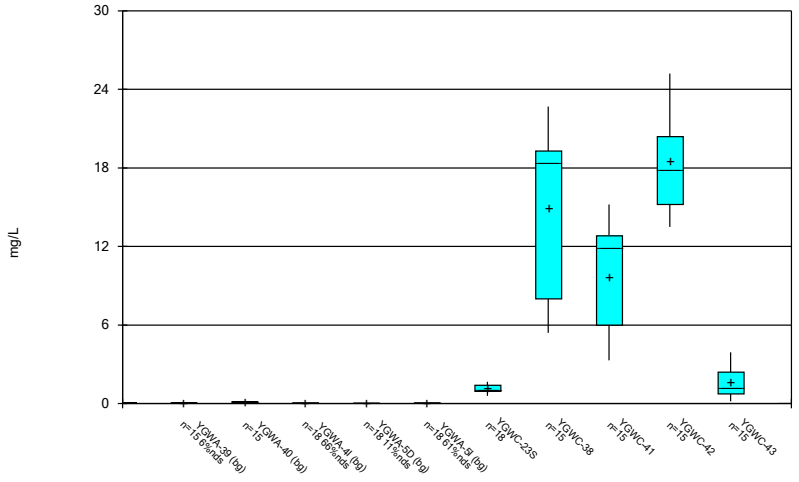

Constituent: Boron Analysis Run 4/19/2022 5:22 PM

Plant Yates Client: Southern Company Data: Plant Yates AMA-R6

Sanitas™ v.9.6.32j Groundwater Stats Consulting. UG

Box & Whiskers Plot

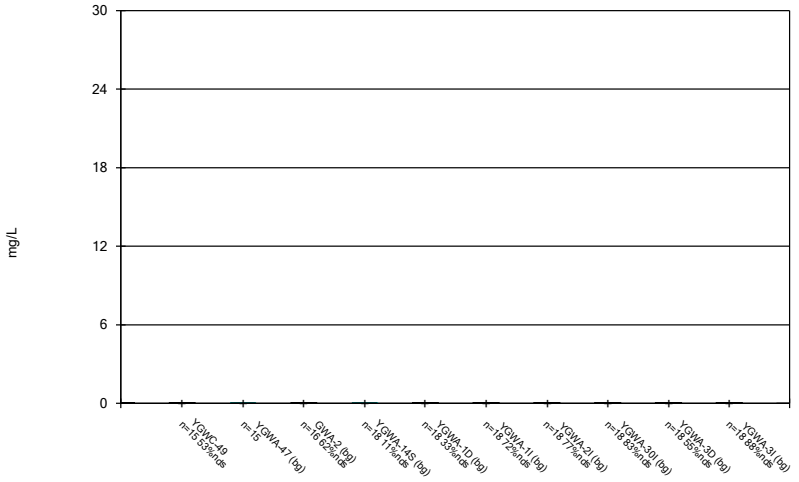

Constituent: Boron Analysis Run 4/19/2022 5:22 PM

Plant Yates Client: Southern Company Data: Plant Yates AMA-R6

Sanitas™ v.9.6.32j Groundwater Stats Consulting. UG

Box & Whiskers Plot

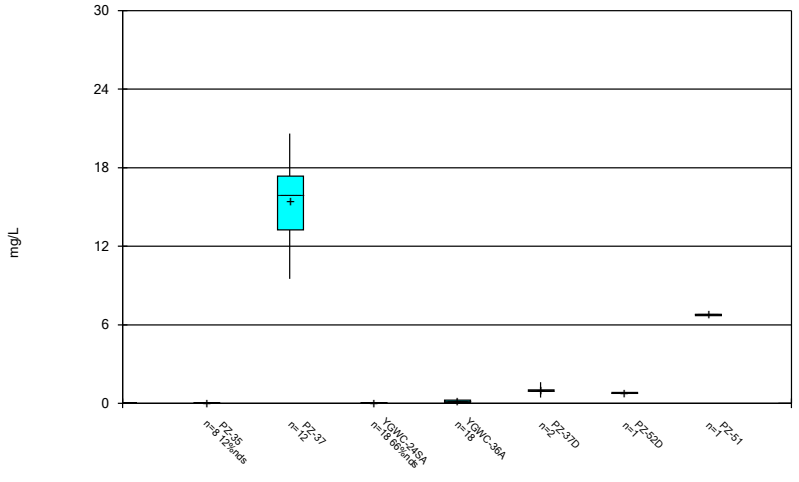

Constituent: Boron Analysis Run 4/19/2022 5:22 PM

Plant Yates Client: Southern Company Data: Plant Yates AMA-R6

Box & Whiskers Plot

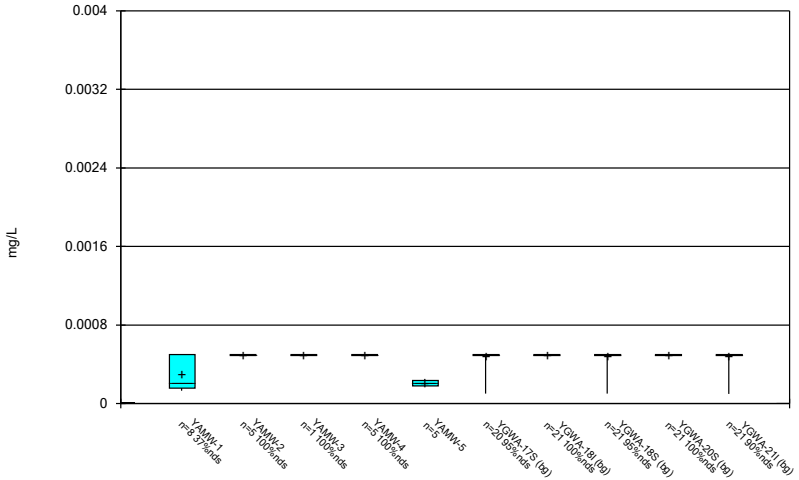

Constituent: Cadmium Analysis Run 4/19/2022 5:22 PM

Plant Yates Client: Southern Company Data: Plant Yates AMA-R6

Sanitas™ v.9.6.32j Groundwater Stats Consulting. UG

Box & Whiskers Plot

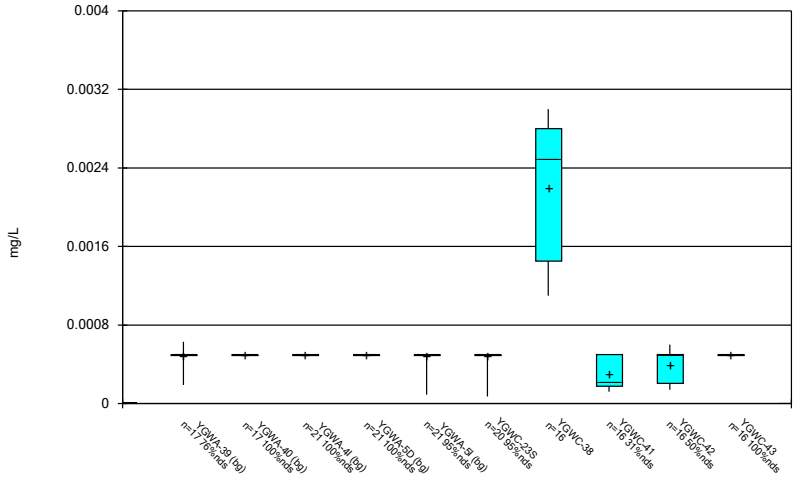

Constituent: Cadmium Analysis Run 4/19/2022 5:22 PM

Plant Yates Client: Southern Company Data: Plant Yates AMA-R6

Sanitas™ v.9.6.32j Groundwater Stats Consulting. UG

Box & Whiskers Plot

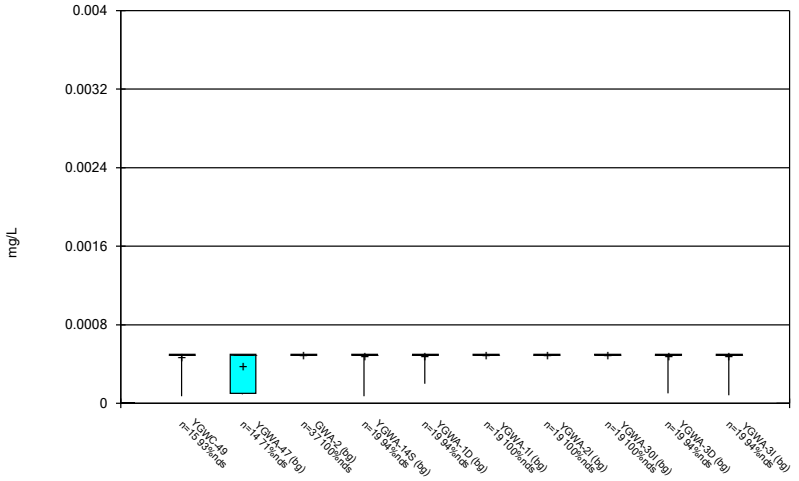

Constituent: Cadmium Analysis Run 4/19/2022 5:22 PM

Plant Yates Client: Southern Company Data: Plant Yates AMA-R6

Sanitas™ v.9.6.32j Groundwater Stats Consulting. UG

Box & Whiskers Plot

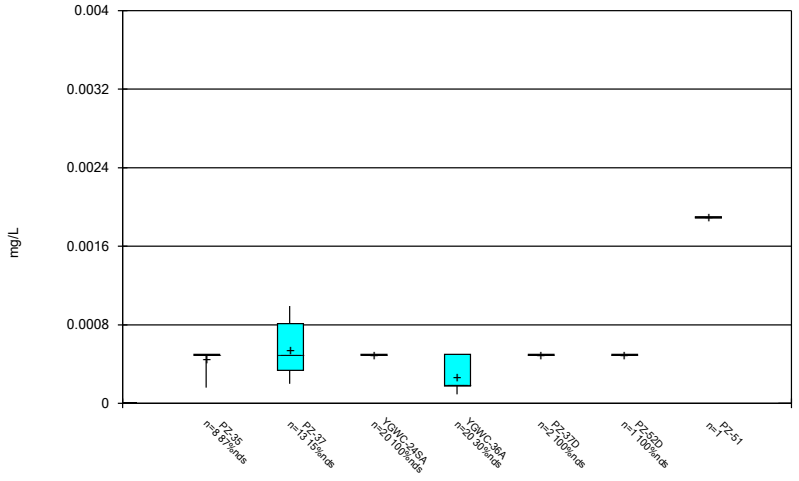

Constituent: Cadmium Analysis Run 4/19/2022 5:22 PM

Plant Yates Client: Southern Company Data: Plant Yates AMA-R6

Box & Whiskers Plot

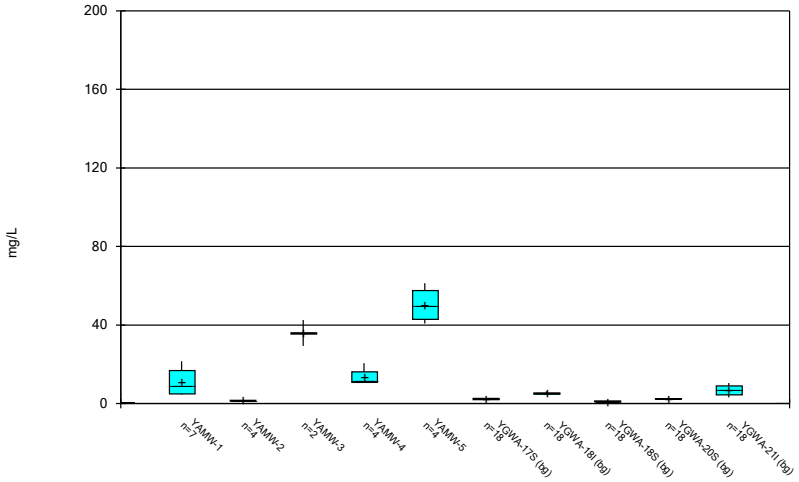

Constituent: Calcium Analysis Run 4/19/2022 5:22 PM

Plant Yates Client: Southern Company Data: Plant Yates AMA-R6

Sanitas™ v.9.6.32j Groundwater Stats Consulting. UG

Box & Whiskers Plot

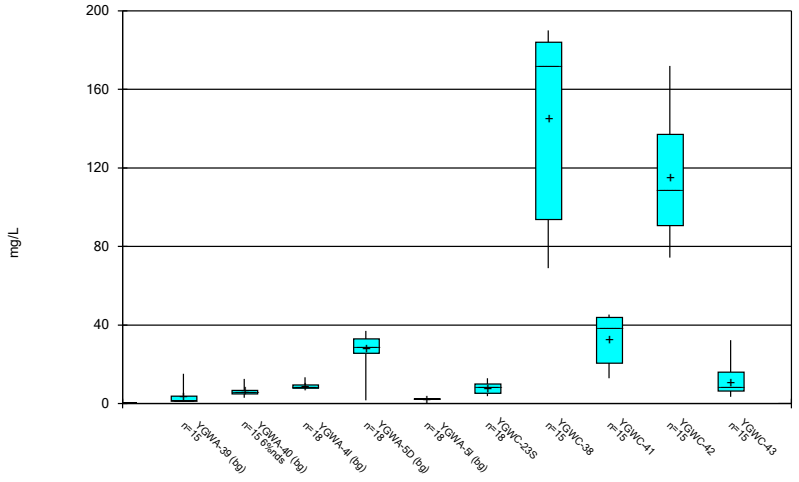

Constituent: Calcium Analysis Run 4/19/2022 5:22 PM

Plant Yates Client: Southern Company Data: Plant Yates AMA-R6

Sanitas™ v.9.6.32j Groundwater Stats Consulting. UG

Box & Whiskers Plot

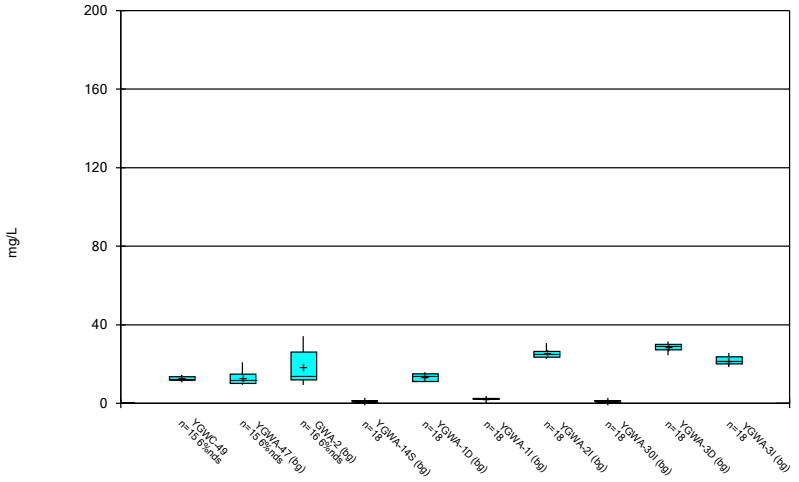

Constituent: Calcium Analysis Run 4/19/2022 5:22 PM

Plant Yates Client: Southern Company Data: Plant Yates AMA-R6

Sanitas™ v.9.6.32j Groundwater Stats Consulting. UG

Box & Whiskers Plot

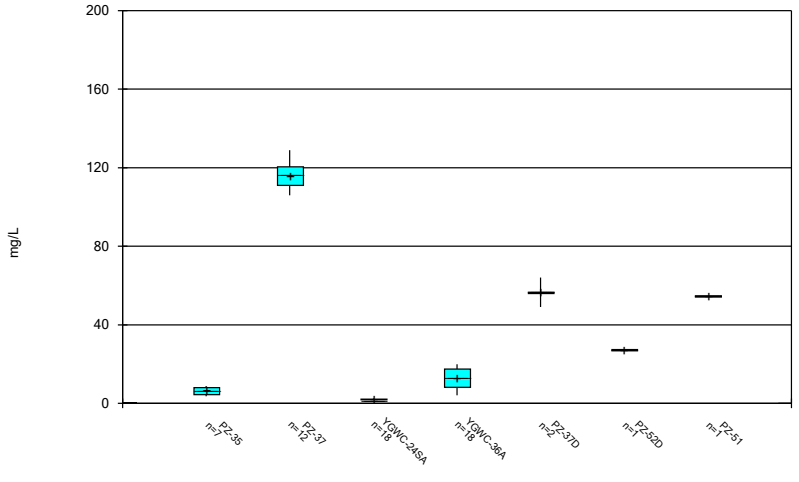

Constituent: Calcium Analysis Run 4/19/2022 5:22 PM

Plant Yates Client: Southern Company Data: Plant Yates AMA-R6

Box & Whiskers Plot

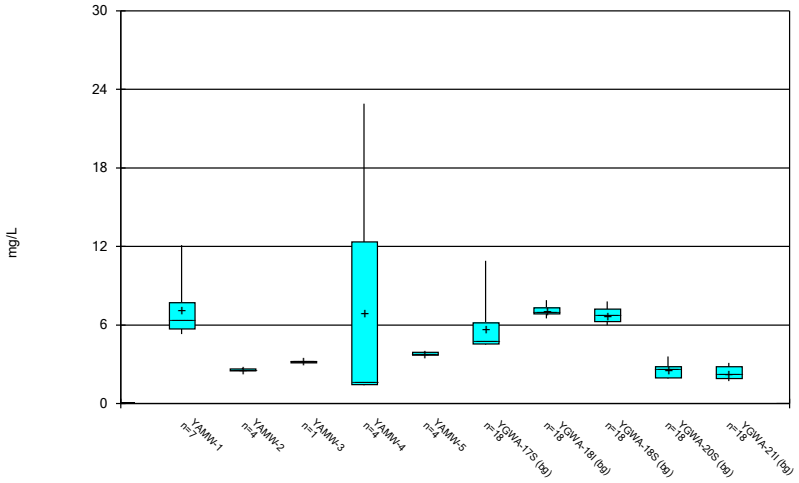

Constituent: Chloride Analysis Run 4/19/2022 5:22 PM

Plant Yates Client: Southern Company Data: Plant Yates AMA-R6

Sanitas™ v.9.6.32j Groundwater Stats Consulting. UG

Box & Whiskers Plot

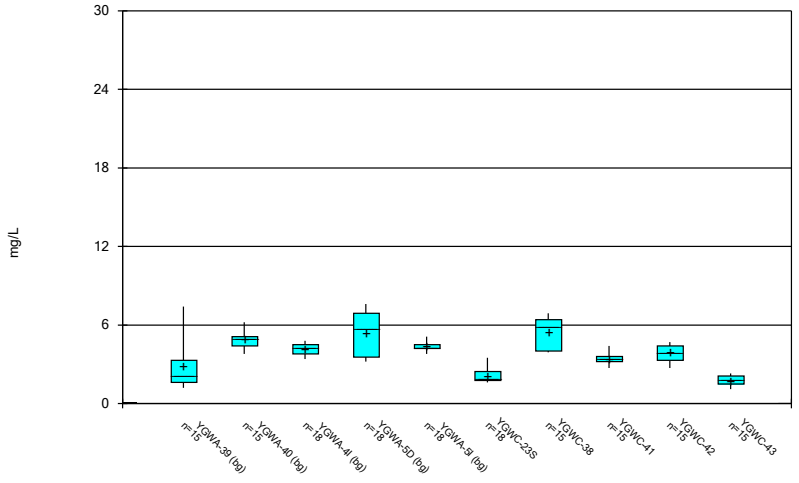

Constituent: Chloride Analysis Run 4/19/2022 5:22 PM

Plant Yates Client: Southern Company Data: Plant Yates AMA-R6

Sanitas™ v.9.6.32j Groundwater Stats Consulting. UG

Box & Whiskers Plot

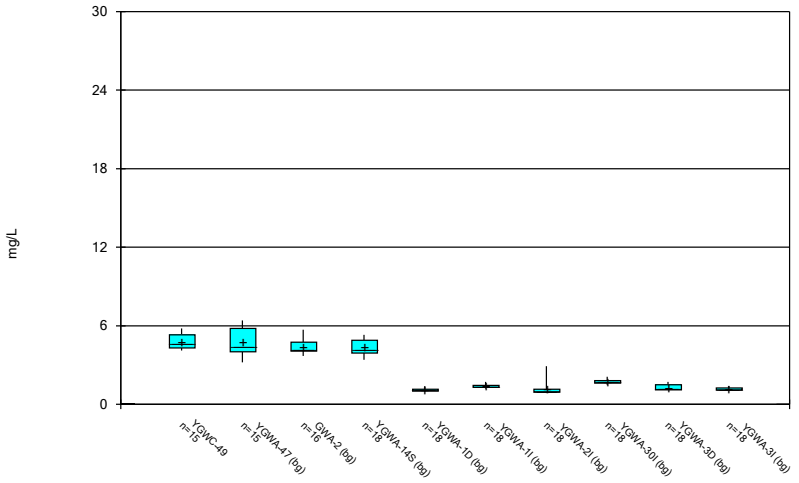

Constituent: Chloride Analysis Run 4/19/2022 5:22 PM

Plant Yates Client: Southern Company Data: Plant Yates AMA-R6

Sanitas™ v.9.6.32j Groundwater Stats Consulting. UG

Box & Whiskers Plot

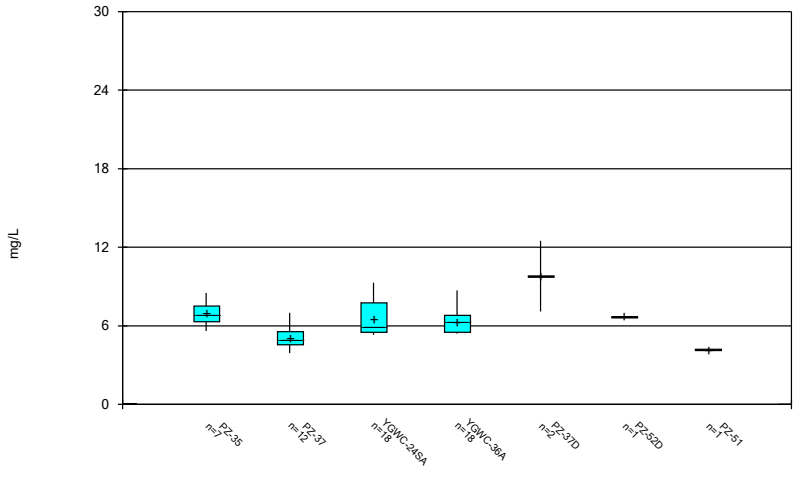

Constituent: Chloride Analysis Run 4/19/2022 5:22 PM

Plant Yates Client: Southern Company Data: Plant Yates AMA-R6

Box & Whiskers Plot

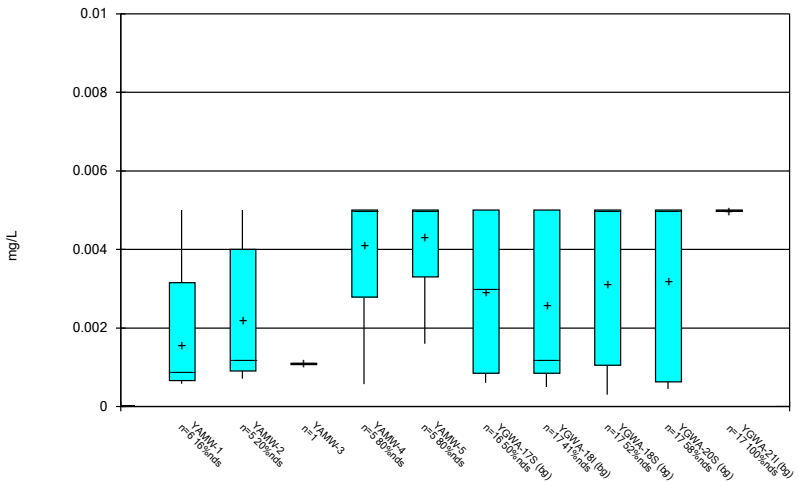

Constituent: Chromium Analysis Run 4/19/2022 5:22 PM

Plant Yates Client: Southern Company Data: Plant Yates AMA-R6

Sanitas™ v.9.6.32j Groundwater Stats Consulting. UG

Box & Whiskers Plot

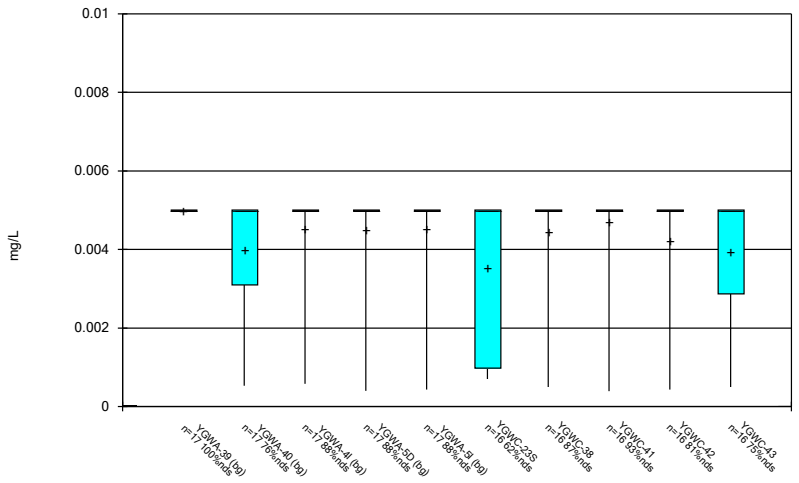

Constituent: Chromium Analysis Run 4/19/2022 5:22 PM

Plant Yates Client: Southern Company Data: Plant Yates AMA-R6

Sanitas™ v.9.6.32j Groundwater Stats Consulting. UG

Box & Whiskers Plot

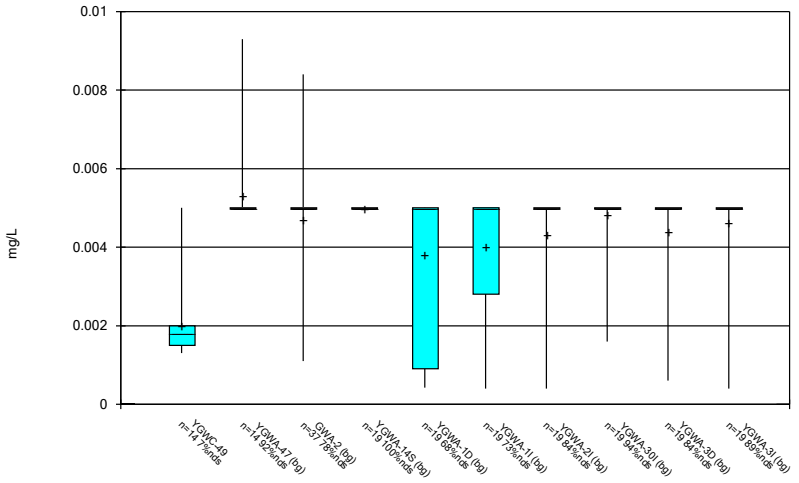

Constituent: Chromium Analysis Run 4/19/2022 5:22 PM

Plant Yates Client: Southern Company Data: Plant Yates AMA-R6

Sanitas™ v.9.6.32j Groundwater Stats Consulting. UG

Box & Whiskers Plot

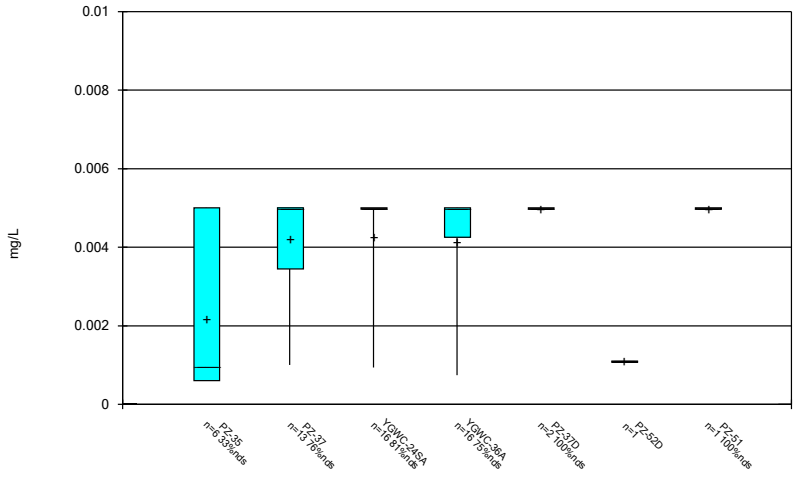

Constituent: Chromium Analysis Run 4/19/2022 5:22 PM

Plant Yates Client: Southern Company Data: Plant Yates AMA-R6

Box & Whiskers Plot

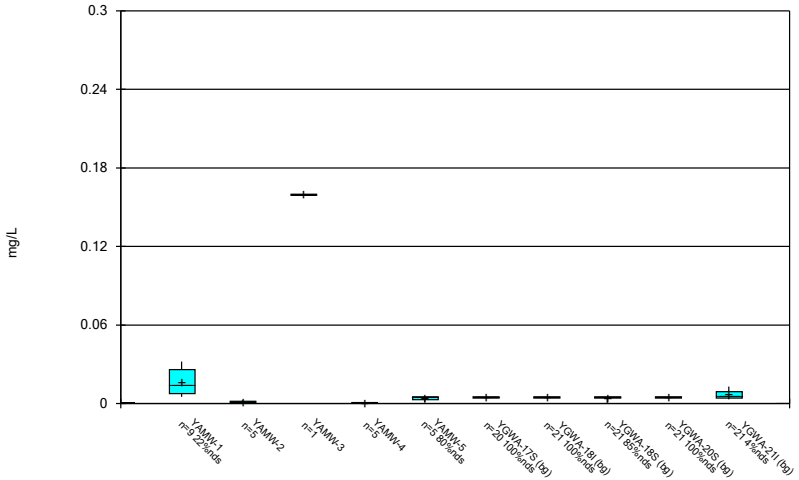

Constituent: Cobalt Analysis Run 4/19/2022 5:22 PM

Plant Yates Client: Southern Company Data: Plant Yates AMA-R6

Sanitas™ v.9.6.32j Groundwater Stats Consulting. UG

Box & Whiskers Plot

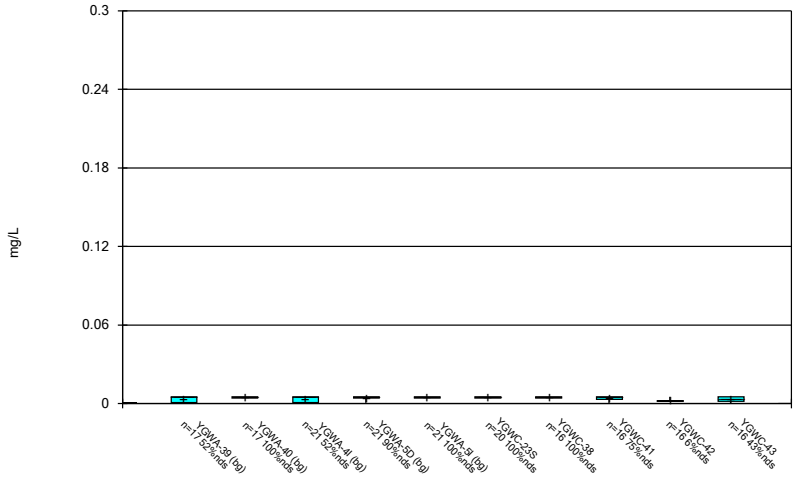

Constituent: Cobalt Analysis Run 4/19/2022 5:22 PM

Plant Yates Client: Southern Company Data: Plant Yates AMA-R6

Sanitas™ v.9.6.32j Groundwater Stats Consulting. UG

Box & Whiskers Plot

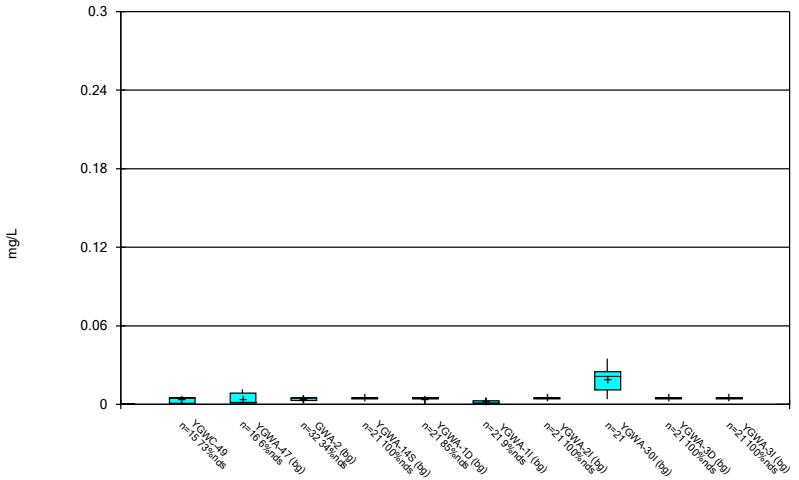

Constituent: Cobalt Analysis Run 4/19/2022 5:22 PM

Plant Yates Client: Southern Company Data: Plant Yates AMA-R6

Sanitas™ v.9.6.32j Groundwater Stats Consulting. UG

Box & Whiskers Plot

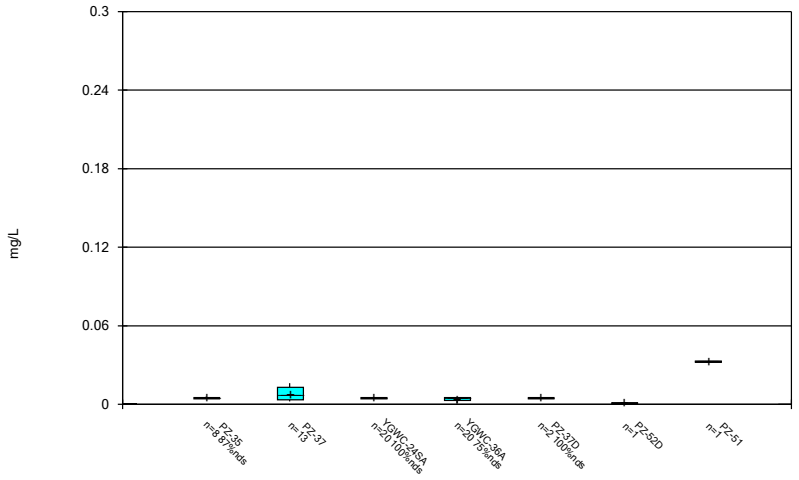

Constituent: Cobalt Analysis Run 4/19/2022 5:22 PM

Plant Yates Client: Southern Company Data: Plant Yates AMA-R6

Box & Whiskers Plot

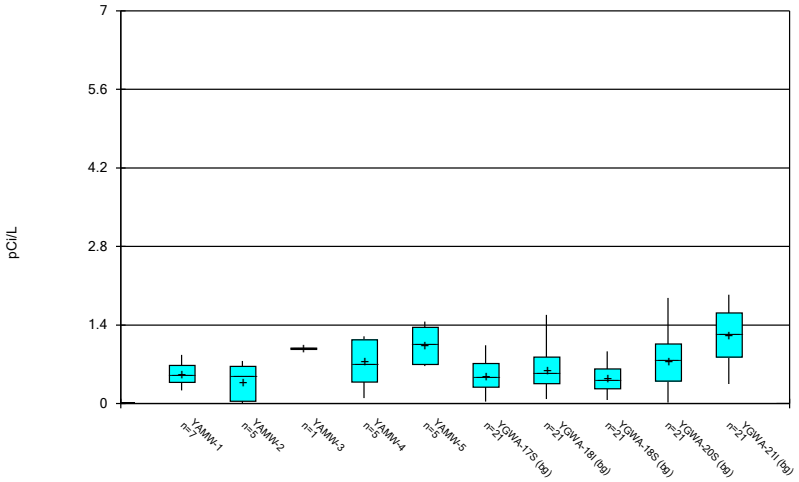

Constituent: Combined Radium 226 + 228 Analysis Run 4/19/2022 5:22 PM

Plant Yates Client: Southern Company Data: Plant Yates AMA-R6

Sanitas™ v.9.6.32j Groundwater Stats Consulting. UG

Box & Whiskers Plot

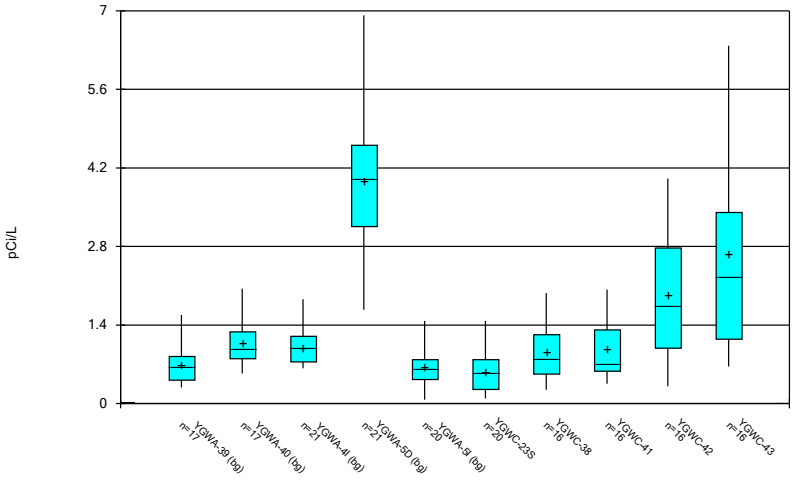

Constituent: Combined Radium 226 + 228 Analysis Run 4/19/2022 5:22 PM

Plant Yates Client: Southern Company Data: Plant Yates AMA-R6

Sanitas™ v.9.6.32j Groundwater Stats Consulting. UG

Box & Whiskers Plot

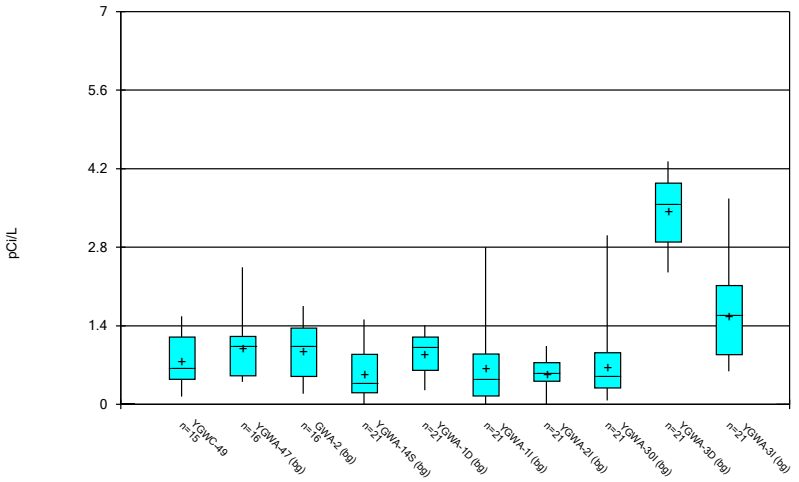

Constituent: Combined Radium 226 + 228 Analysis Run 4/19/2022 5:22 PM

Plant Yates Client: Southern Company Data: Plant Yates AMA-R6

Sanitas™ v.9.6.32j Groundwater Stats Consulting. UG

Box & Whiskers Plot

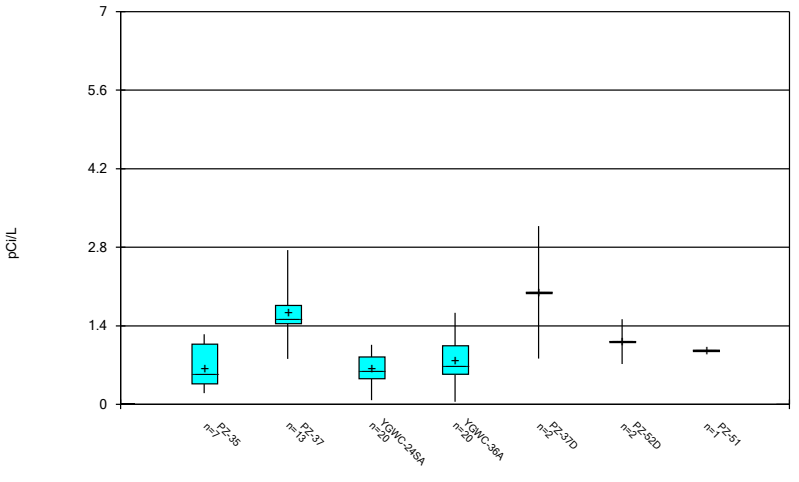

Constituent: Combined Radium 226 + 228 Analysis Run 4/19/2022 5:22 PM

Plant Yates Client: Southern Company Data: Plant Yates AMA-R6

Box & Whiskers Plot

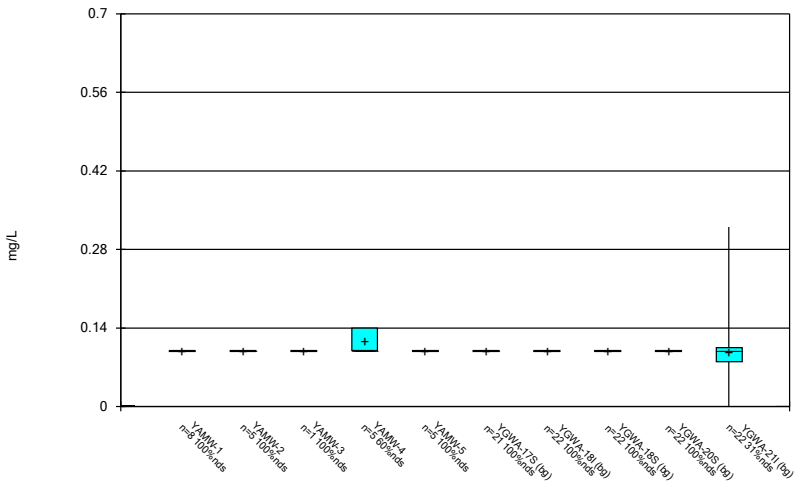

Constituent: Fluoride Analysis Run 4/19/2022 5:22 PM

Plant Yates Client: Southern Company Data: Plant Yates AMA-R6

Sanitas™ v.9.6.32j Groundwater Stats Consulting. UG

Box & Whiskers Plot

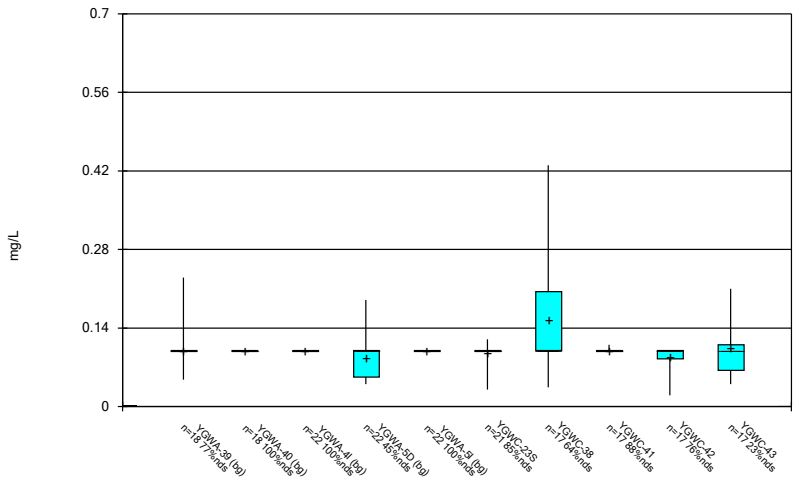

Constituent: Fluoride Analysis Run 4/19/2022 5:22 PM

Plant Yates Client: Southern Company Data: Plant Yates AMA-R6

Sanitas™ v.9.6.32j Groundwater Stats Consulting. UG

Box & Whiskers Plot

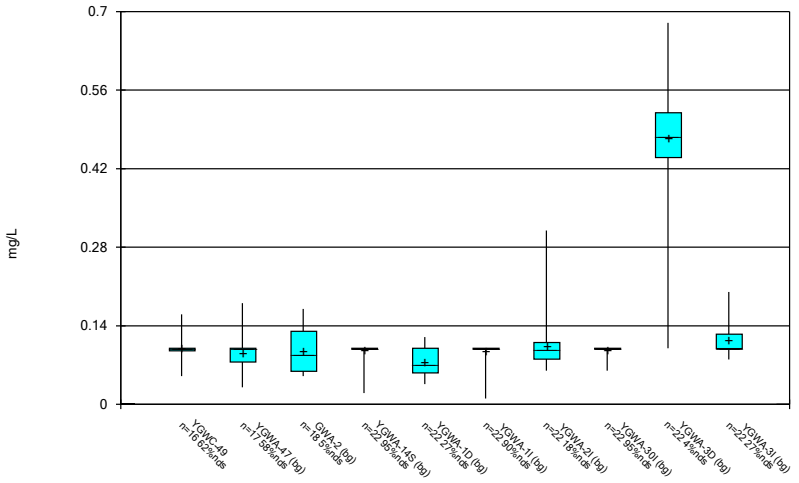

Constituent: Fluoride Analysis Run 4/19/2022 5:22 PM

Plant Yates Client: Southern Company Data: Plant Yates AMA-R6

Sanitas™ v.9.6.32j Groundwater Stats Consulting. UG

Box & Whiskers Plot

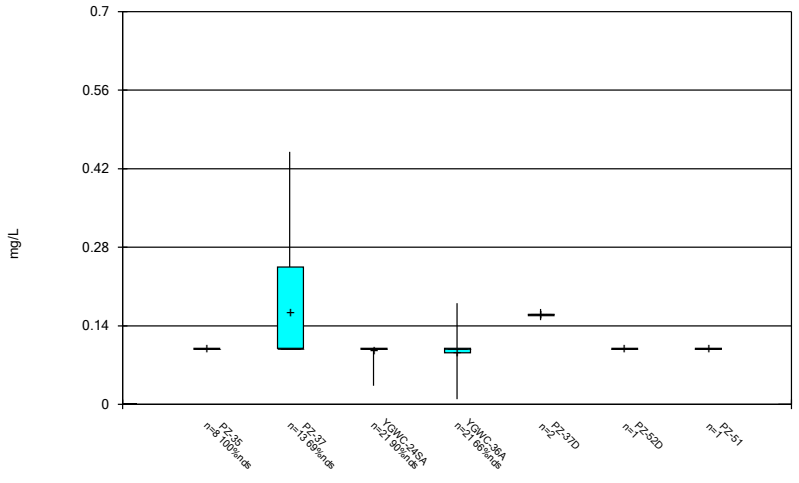

Constituent: Fluoride Analysis Run 4/19/2022 5:22 PM

Plant Yates Client: Southern Company Data: Plant Yates AMA-R6

Box & Whiskers Plot

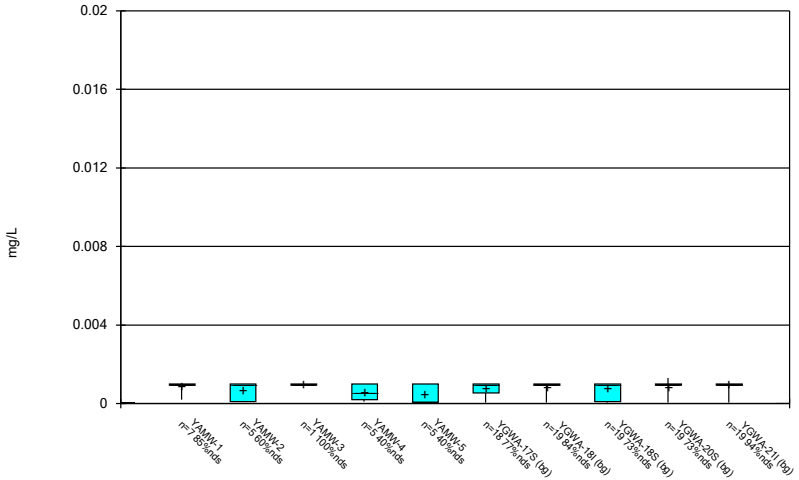

Constituent: Lead Analysis Run 4/19/2022 5:22 PM

Plant Yates Client: Southern Company Data: Plant Yates AMA-R6

Sanitas™ v.9.6.32j Groundwater Stats Consulting. UG

Box & Whiskers Plot

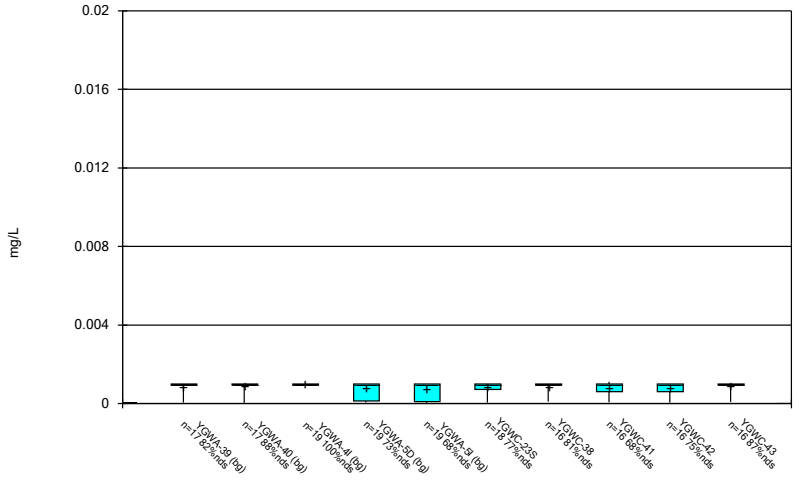

Constituent: Lead Analysis Run 4/19/2022 5:22 PM

Plant Yates Client: Southern Company Data: Plant Yates AMA-R6

Sanitas™ v.9.6.32j Groundwater Stats Consulting. UG

Box & Whiskers Plot

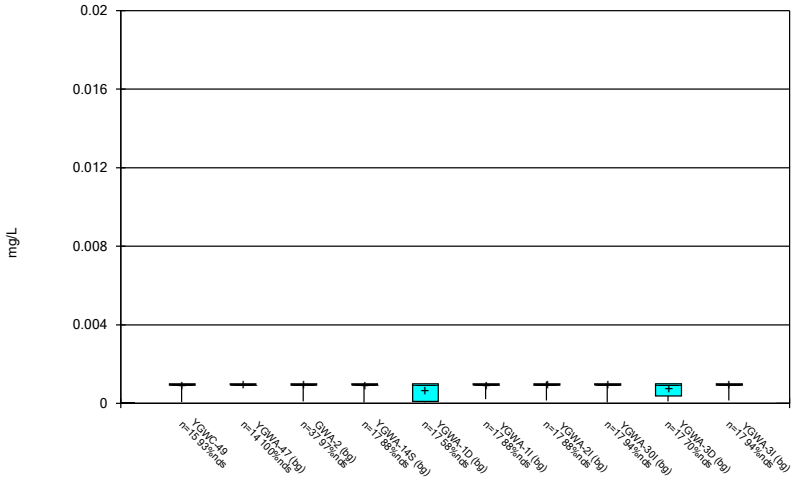

Constituent: Lead Analysis Run 4/19/2022 5:22 PM

Plant Yates Client: Southern Company Data: Plant Yates AMA-R6

Sanitas™ v.9.6.32j Groundwater Stats Consulting. UG

Box & Whiskers Plot

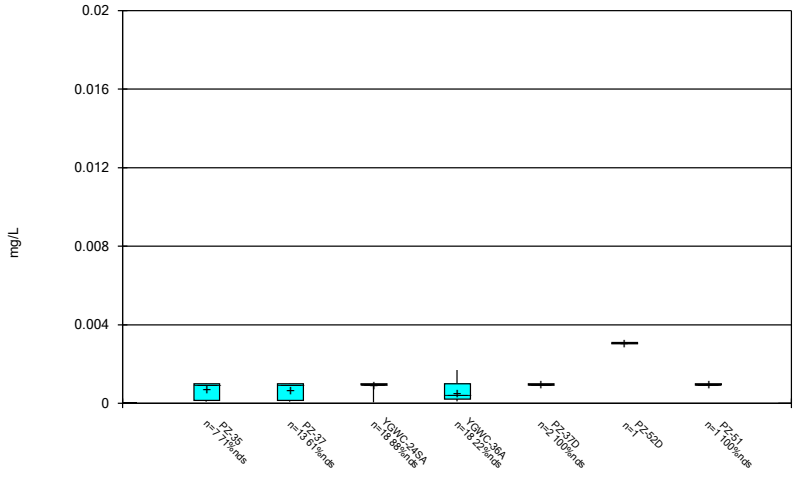

Constituent: Lead Analysis Run 4/19/2022 5:22 PM

Plant Yates Client: Southern Company Data: Plant Yates AMA-R6

Box & Whiskers Plot

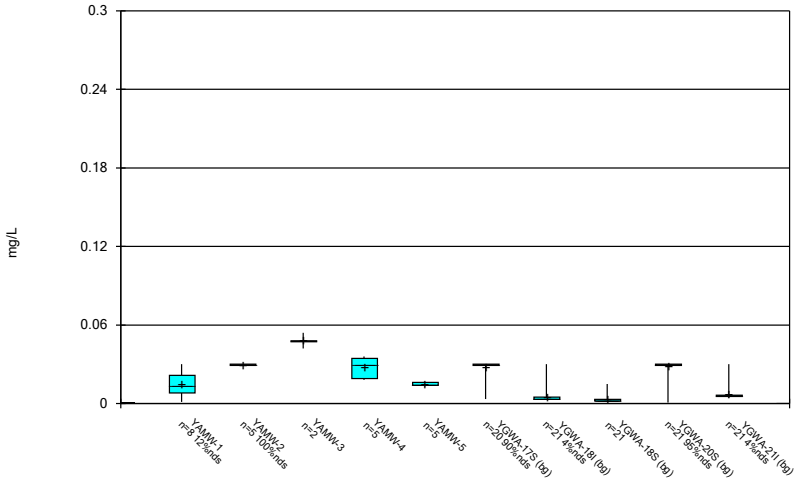

Constituent: Lithium Analysis Run 4/19/2022 5:22 PM

Plant Yates Client: Southern Company Data: Plant Yates AMA-R6

Sanitas™ v.9.6.32j Groundwater Stats Consulting. UG

Box & Whiskers Plot

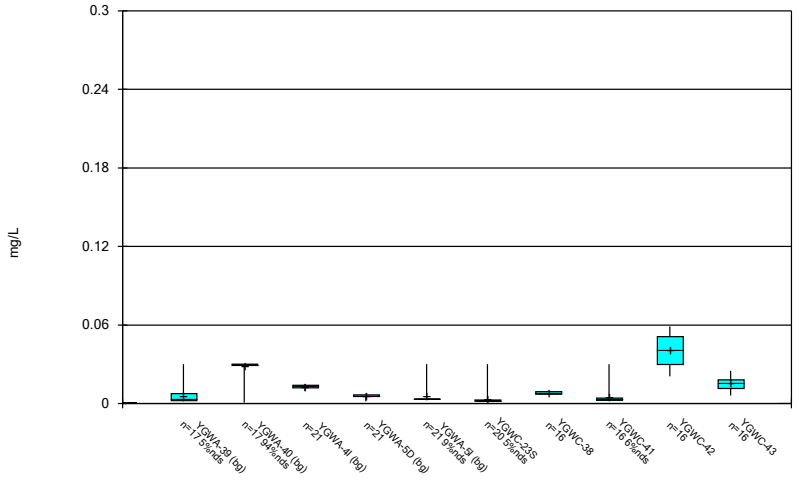

Constituent: Lithium Analysis Run 4/19/2022 5:22 PM

Plant Yates Client: Southern Company Data: Plant Yates AMA-R6

Sanitas™ v.9.6.32j Groundwater Stats Consulting. UG

Box & Whiskers Plot

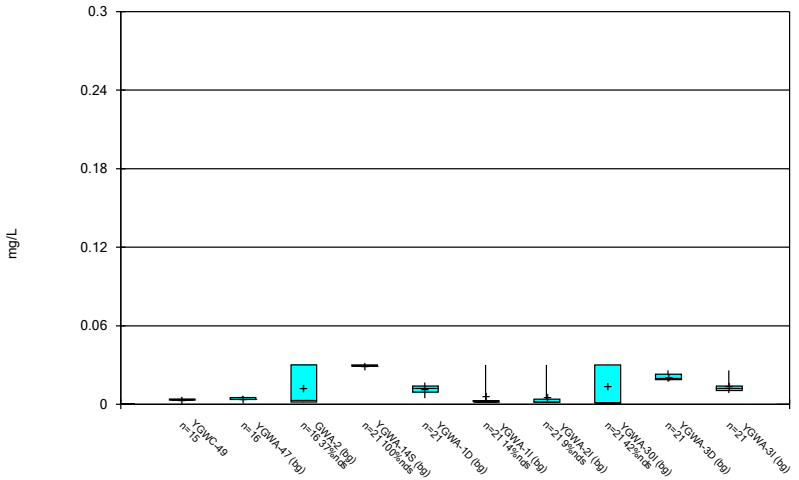

Constituent: Lithium Analysis Run 4/19/2022 5:22 PM

Plant Yates Client: Southern Company Data: Plant Yates AMA-R6

Sanitas™ v.9.6.32j Groundwater Stats Consulting. UG

Box & Whiskers Plot

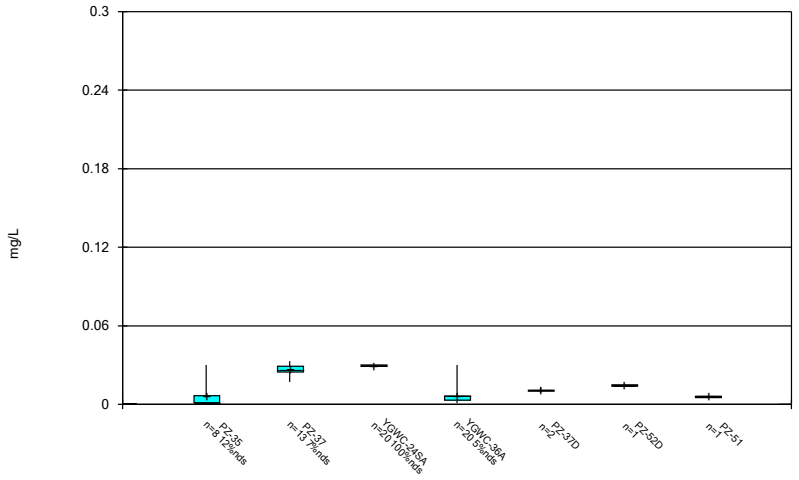

Constituent: Lithium Analysis Run 4/19/2022 5:23 PM

Plant Yates Client: Southern Company Data: Plant Yates AMA-R6

Box & Whiskers Plot

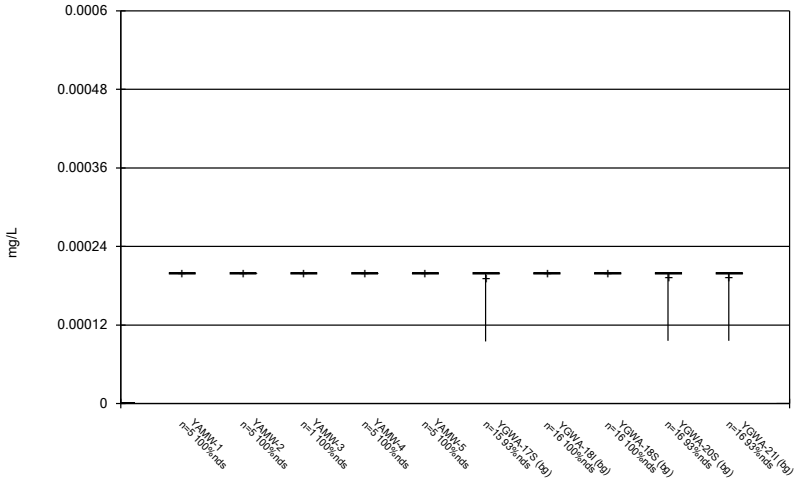

Constituent: Mercury Analysis Run 4/19/2022 5:23 PM

Plant Yates Client: Southern Company Data: Plant Yates AMA-R6

Sanitas™ v.9.6.32j Groundwater Stats Consulting. UG

Box & Whiskers Plot

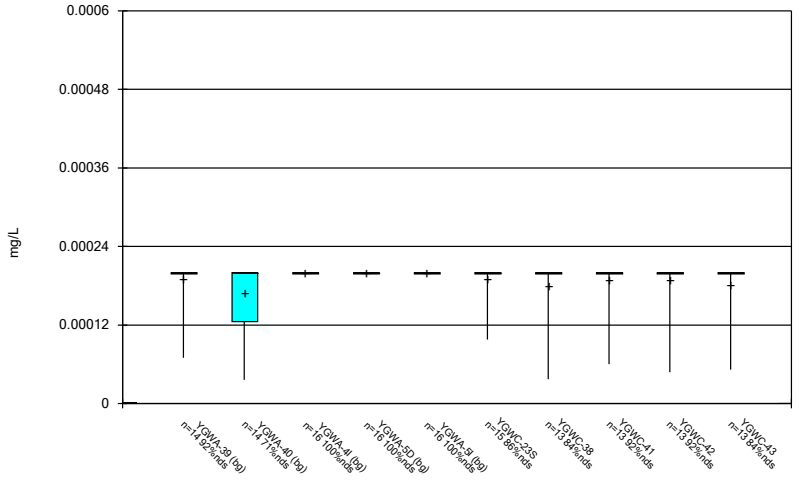

Constituent: Mercury Analysis Run 4/19/2022 5:23 PM

Plant Yates Client: Southern Company Data: Plant Yates AMA-R6

Sanitas™ v.9.6.32j Groundwater Stats Consulting. UG

Box & Whiskers Plot

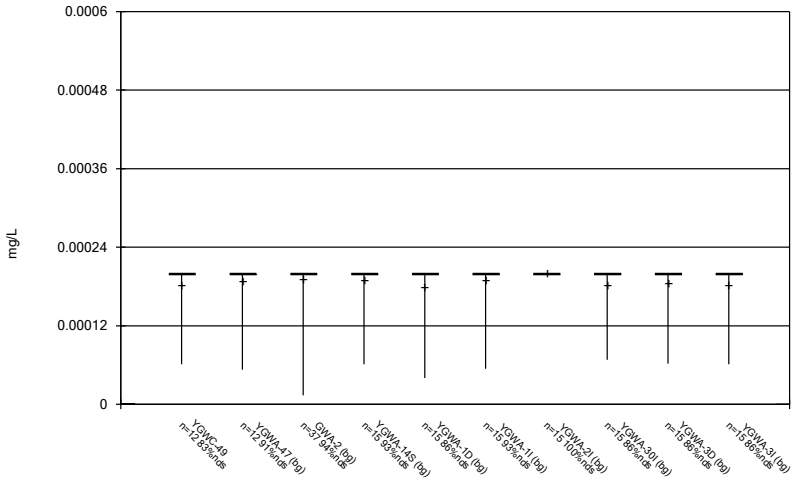

Constituent: Mercury Analysis Run 4/19/2022 5:23 PM

Plant Yates Client: Southern Company Data: Plant Yates AMA-R6

Sanitas™ v.9.6.32j Groundwater Stats Consulting. UG

Box & Whiskers Plot

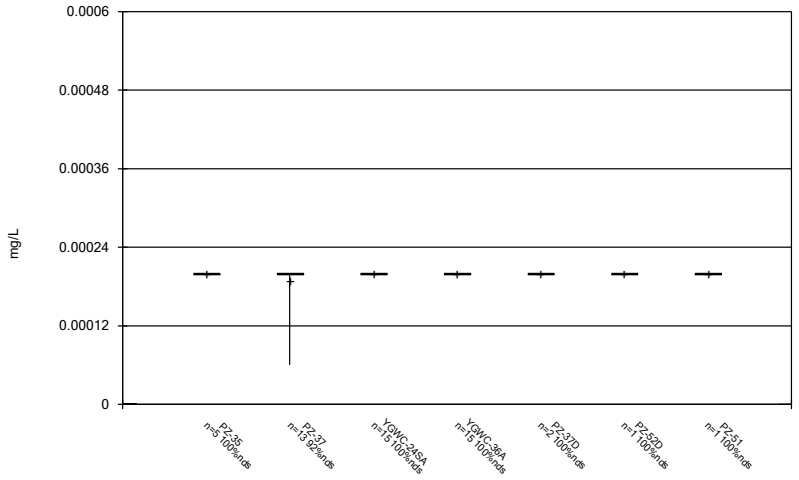

Constituent: Mercury Analysis Run 4/19/2022 5:23 PM

Plant Yates Client: Southern Company Data: Plant Yates AMA-R6

Box & Whiskers Plot

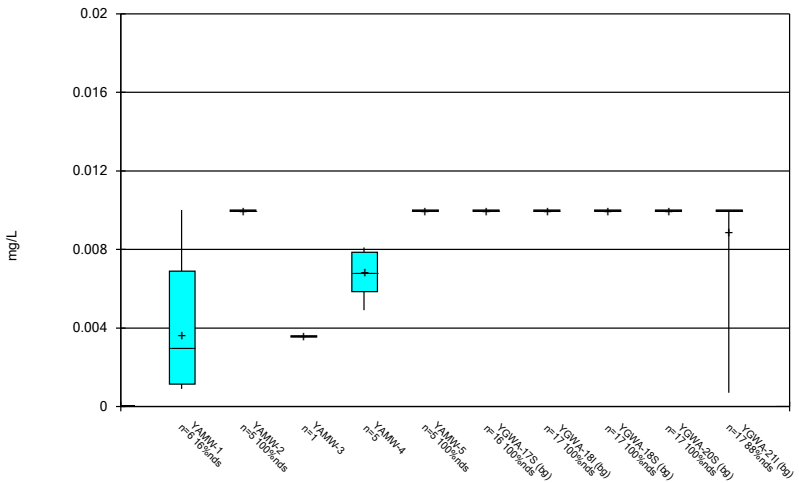

Constituent: Molybdenum Analysis Run 4/19/2022 5:23 PM

Plant Yates Client: Southern Company Data: Plant Yates AMA-R6

Sanitas™ v.9.6.32j Groundwater Stats Consulting. UG

Box & Whiskers Plot

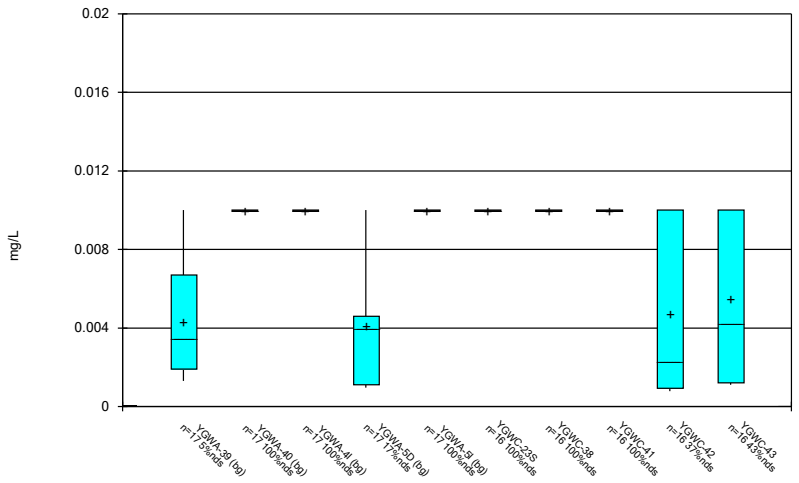

Constituent: Molybdenum Analysis Run 4/19/2022 5:23 PM

Plant Yates Client: Southern Company Data: Plant Yates AMA-R6

Sanitas™ v.9.6.32j Groundwater Stats Consulting. UG

Box & Whiskers Plot

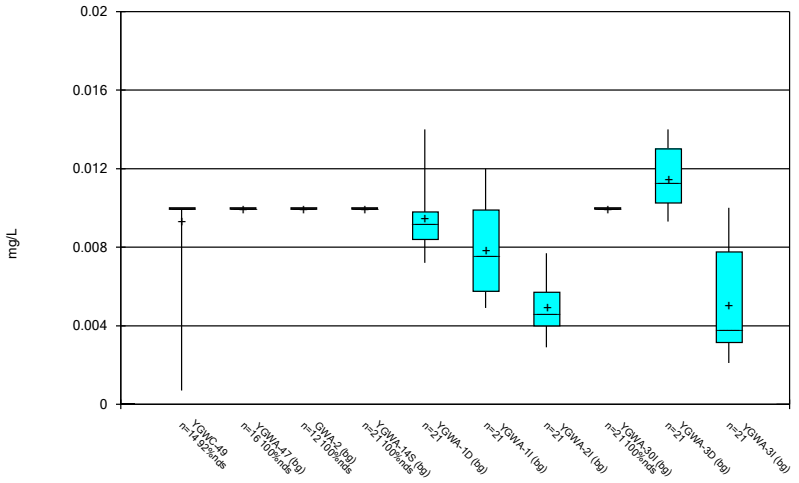

Constituent: Molybdenum Analysis Run 4/19/2022 5:23 PM

Plant Yates Client: Southern Company Data: Plant Yates AMA-R6

Sanitas™ v.9.6.32j Groundwater Stats Consulting. UG

Box & Whiskers Plot

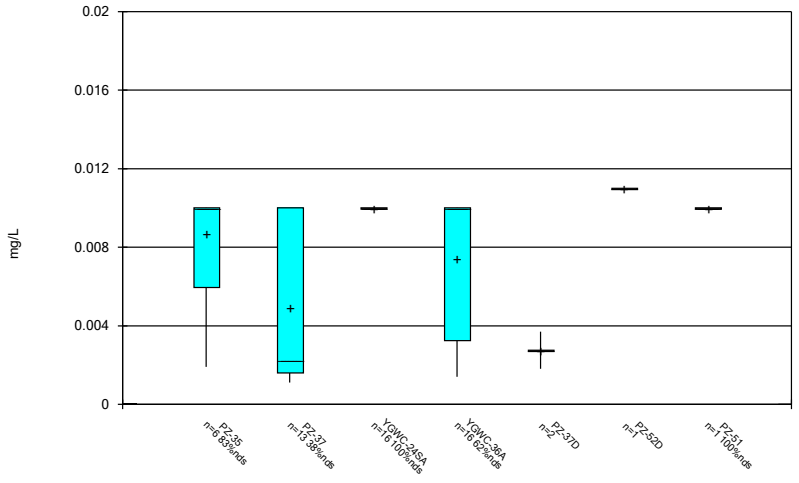

Constituent: Molybdenum Analysis Run 4/19/2022 5:23 PM

Plant Yates Client: Southern Company Data: Plant Yates AMA-R6

Box & Whiskers Plot

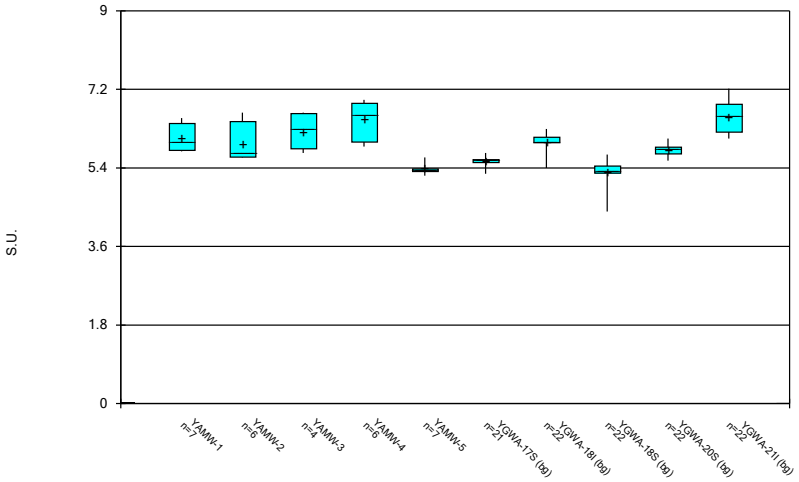

Constituent: pH Analysis Run 4/19/2022 5:23 PM

Plant Yates Client: Southern Company Data: Plant Yates AMA-R6

Sanitas™ v.9.6.32j Groundwater Stats Consulting. UG

Box & Whiskers Plot

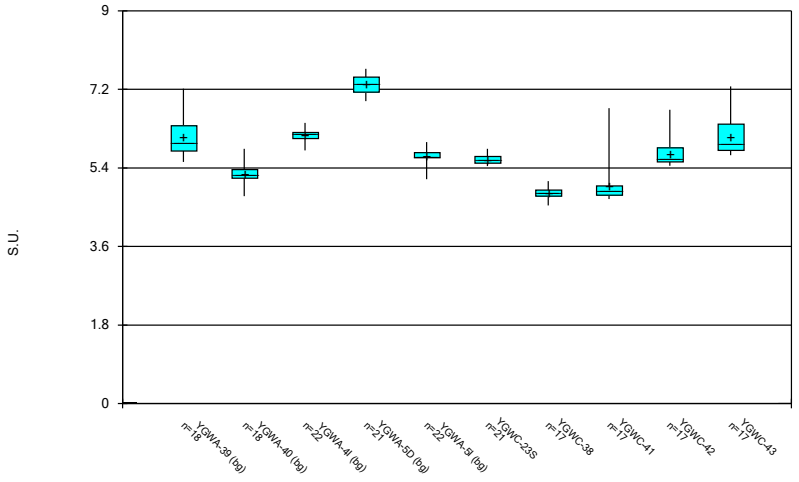

Constituent: pH Analysis Run 4/19/2022 5:23 PM

Plant Yates Client: Southern Company Data: Plant Yates AMA-R6

Sanitas™ v.9.6.32j Groundwater Stats Consulting. UG

Box & Whiskers Plot

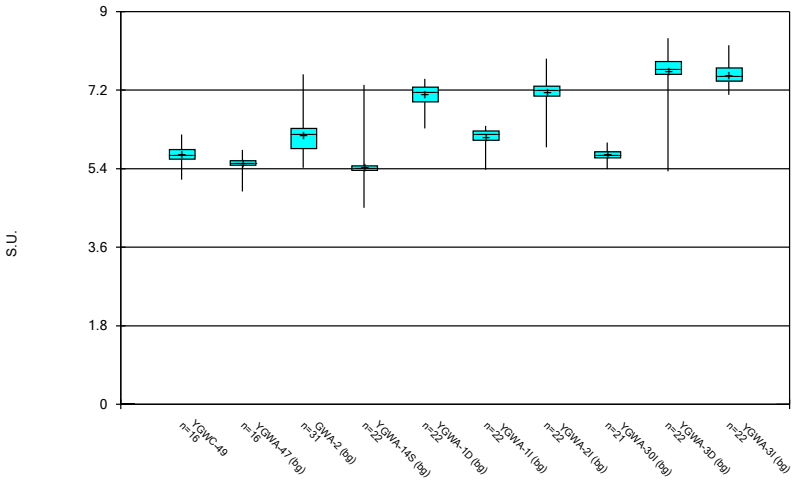

Constituent: pH Analysis Run 4/19/2022 5:23 PM

Plant Yates Client: Southern Company Data: Plant Yates AMA-R6

Sanitas™ v.9.6.32j Groundwater Stats Consulting. UG

Box & Whiskers Plot

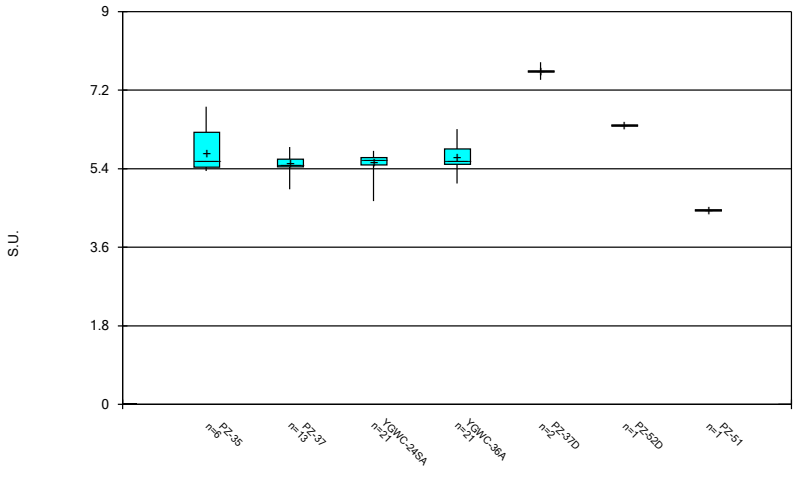

Constituent: pH Analysis Run 4/19/2022 5:23 PM

Plant Yates Client: Southern Company Data: Plant Yates AMA-R6

Box & Whiskers Plot

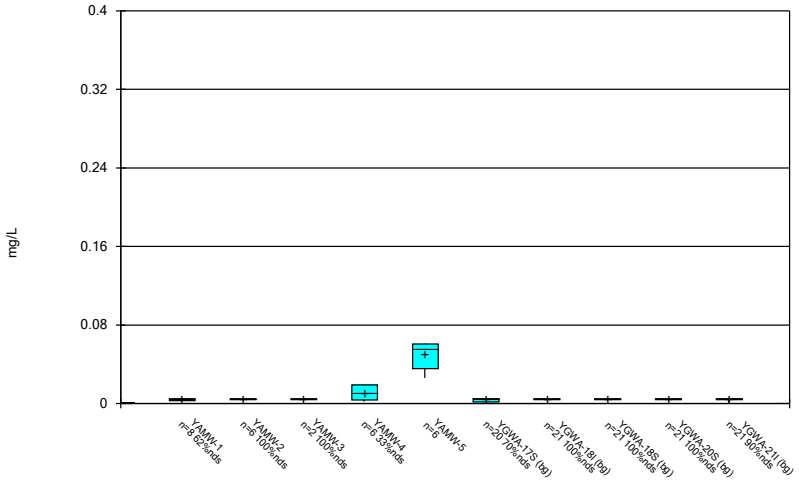

Constituent: Selenium Analysis Run 4/19/2022 5:23 PM

Plant Yates Client: Southern Company Data: Plant Yates AMA-R6

Sanitas™ v.9.6.32j Groundwater Stats Consulting. UG

Box & Whiskers Plot

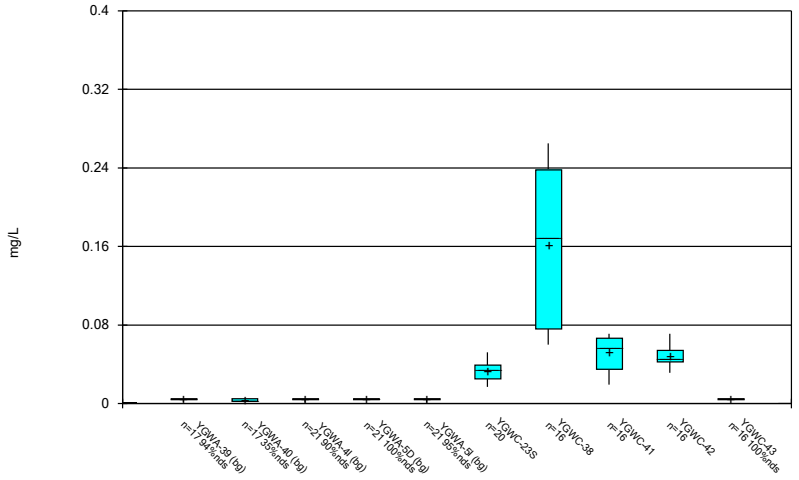

Constituent: Selenium Analysis Run 4/19/2022 5:23 PM

Plant Yates Client: Southern Company Data: Plant Yates AMA-R6

Sanitas™ v.9.6.32j Groundwater Stats Consulting. UG

Box & Whiskers Plot

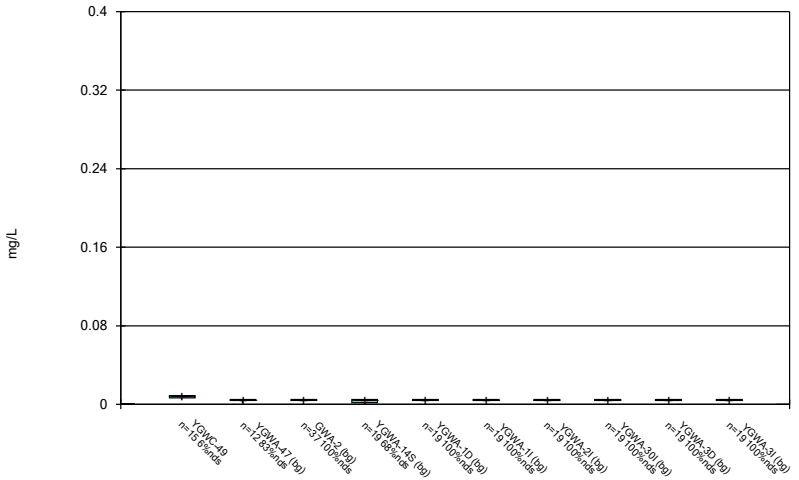

Constituent: Selenium Analysis Run 4/19/2022 5:23 PM

Plant Yates Client: Southern Company Data: Plant Yates AMA-R6

Sanitas™ v.9.6.32j Groundwater Stats Consulting. UG

Box & Whiskers Plot

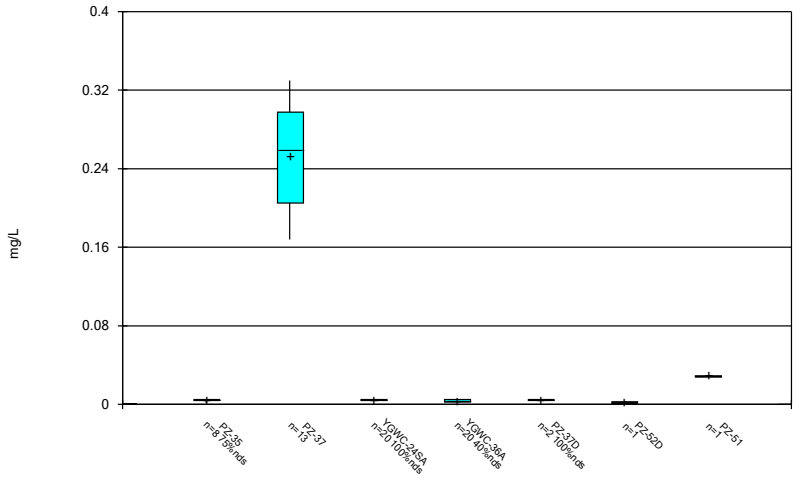

Constituent: Selenium Analysis Run 4/19/2022 5:23 PM

Plant Yates Client: Southern Company Data: Plant Yates AMA-R6

Box & Whiskers Plot

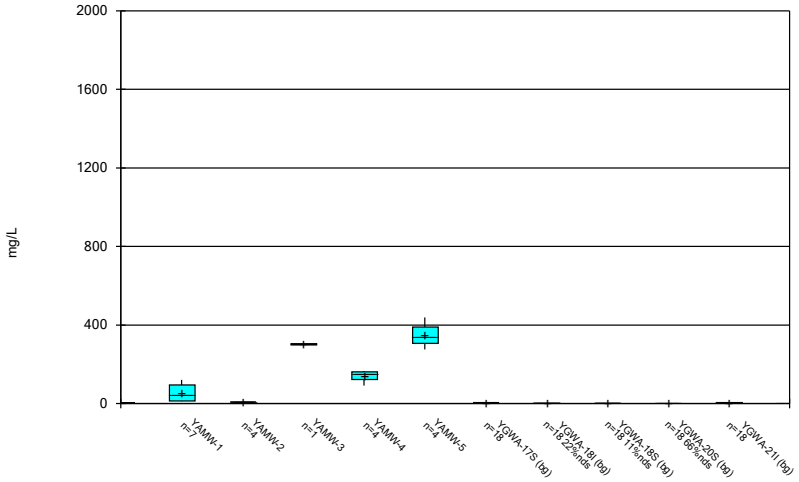

Constituent: Sulfate Analysis Run 4/19/2022 5:23 PM

Plant Yates Client: Southern Company Data: Plant Yates AMA-R6

Sanitas™ v.9.6.32j Groundwater Stats Consulting. UG

Box & Whiskers Plot

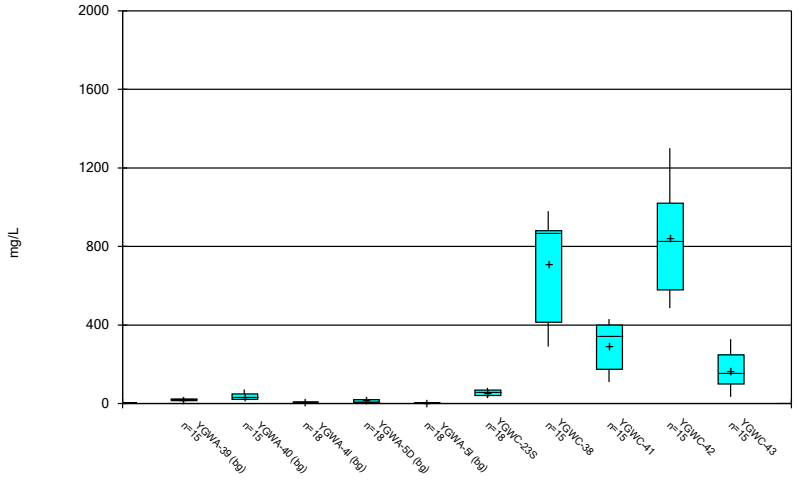

Constituent: Sulfate Analysis Run 4/19/2022 5:23 PM

Plant Yates Client: Southern Company Data: Plant Yates AMA-R6

Sanitas™ v.9.6.32j Groundwater Stats Consulting. UG

Box & Whiskers Plot

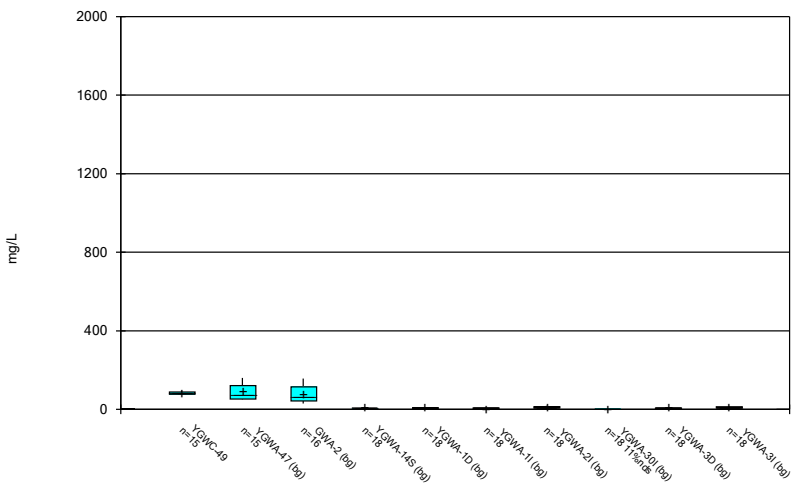

Constituent: Sulfate Analysis Run 4/19/2022 5:23 PM

Plant Yates Client: Southern Company Data: Plant Yates AMA-R6

Sanitas™ v.9.6.32j Groundwater Stats Consulting. UG

Box & Whiskers Plot

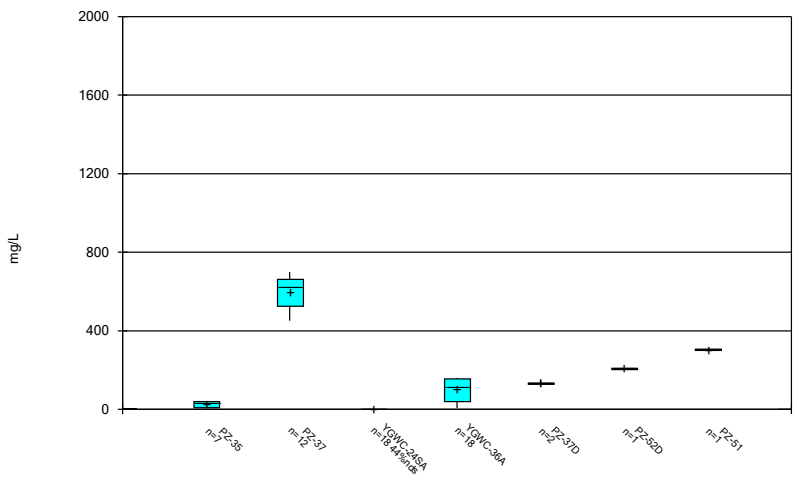

Constituent: Sulfate Analysis Run 4/19/2022 5:23 PM

Plant Yates Client: Southern Company Data: Plant Yates AMA-R6

Box & Whiskers Plot

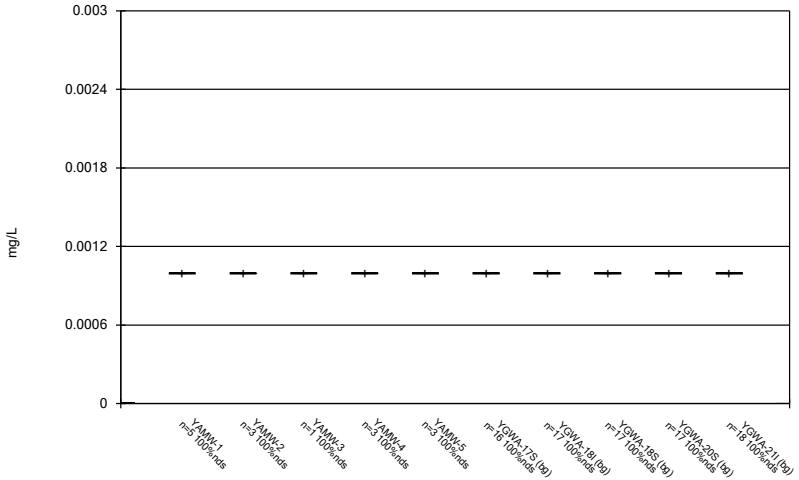

Constituent: Thallium Analysis Run 4/19/2022 5:23 PM

Plant Yates Client: Southern Company Data: Plant Yates AMA-R6

Sanitas™ v.9.6.32j Groundwater Stats Consulting. UG

Box & Whiskers Plot

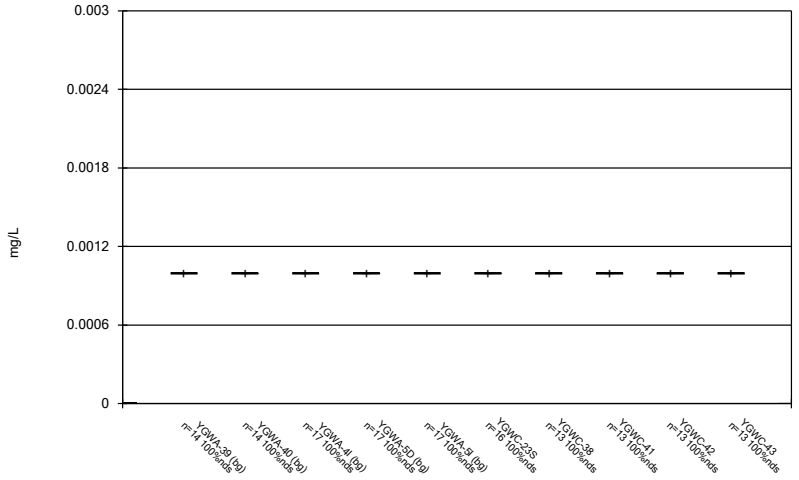

Constituent: Thallium Analysis Run 4/19/2022 5:23 PM

Plant Yates Client: Southern Company Data: Plant Yates AMA-R6

Sanitas™ v.9.6.32j Groundwater Stats Consulting. UG

Box & Whiskers Plot

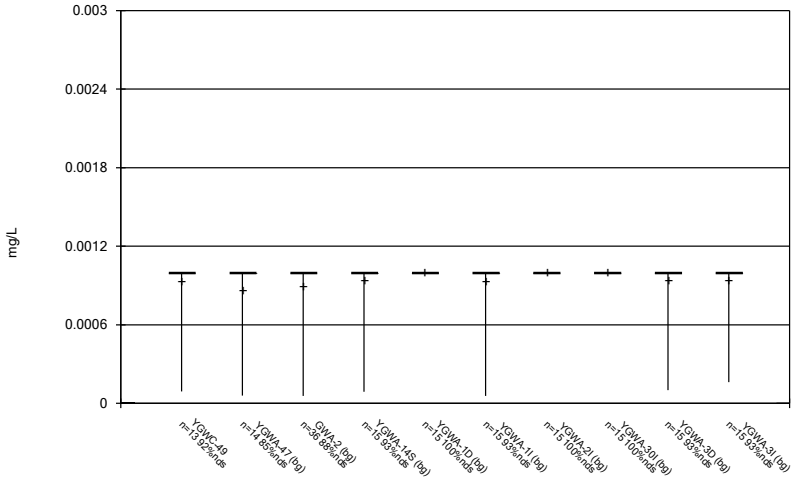

Constituent: Thallium Analysis Run 4/19/2022 5:23 PM

Plant Yates Client: Southern Company Data: Plant Yates AMA-R6

Sanitas™ v.9.6.32j Groundwater Stats Consulting. UG

Box & Whiskers Plot

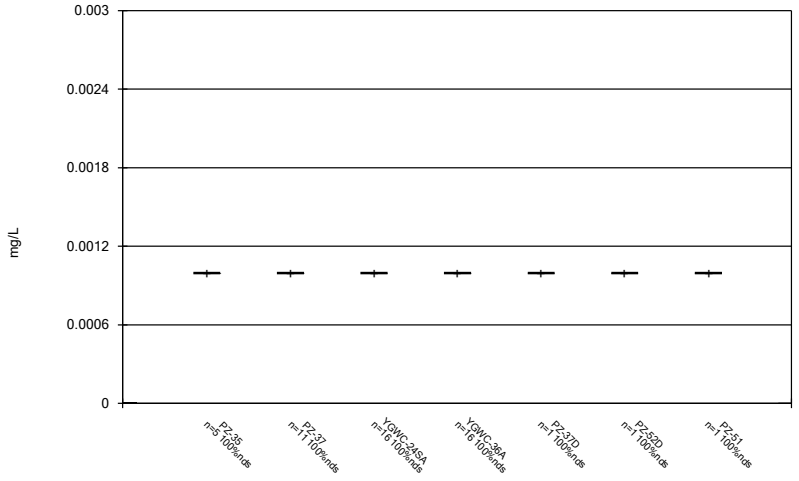

Constituent: Thallium Analysis Run 4/19/2022 5:23 PM

Plant Yates Client: Southern Company Data: Plant Yates AMA-R6

Box & Whiskers Plot

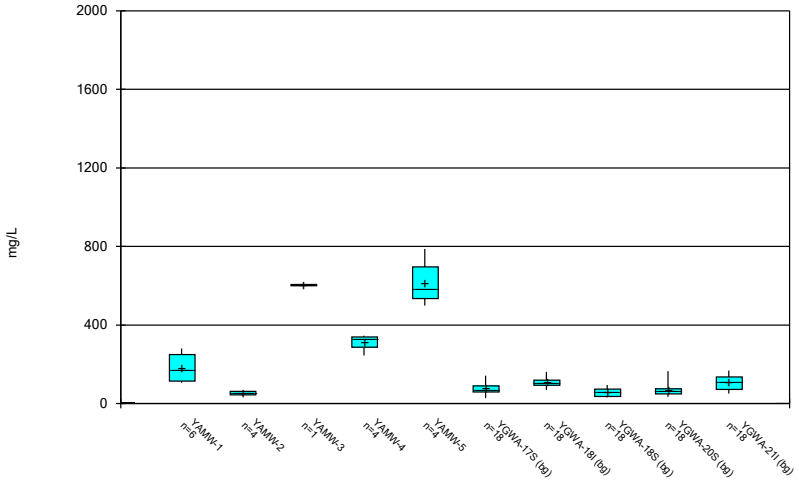

Constituent: Total Dissolved Solids Analysis Run 4/19/2022 5:23 PM
Plant Yates Client: Southern Company Data: Plant Yates AMA-R6

Sanitas™ v.9.6.32j Groundwater Stats Consulting. UG

Box & Whiskers Plot

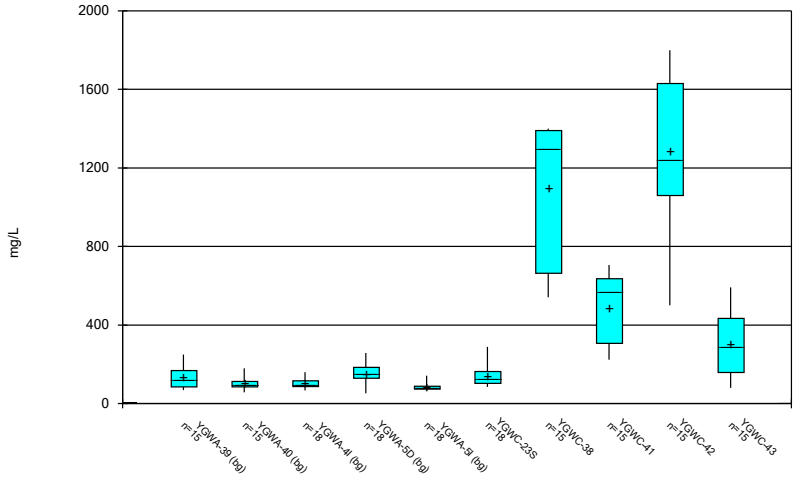

Constituent: Total Dissolved Solids Analysis Run 4/19/2022 5:23 PM
Plant Yates Client: Southern Company Data: Plant Yates AMA-R6

Sanitas™ v.9.6.32j Groundwater Stats Consulting. UG

Box & Whiskers Plot

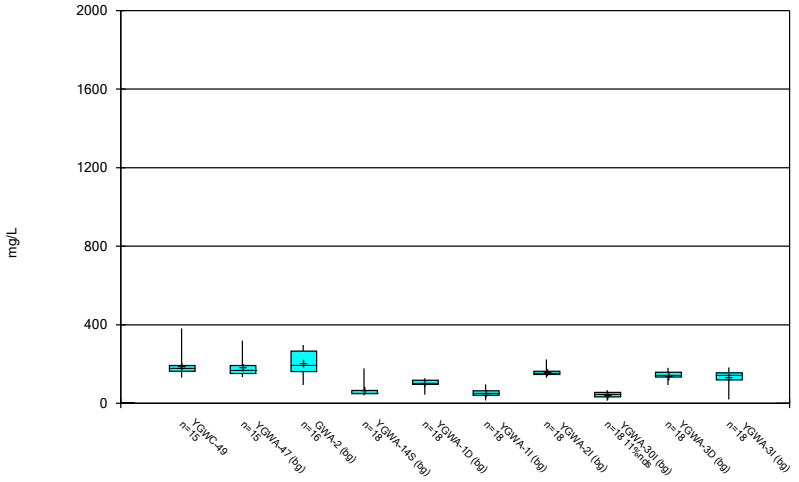

Constituent: Total Dissolved Solids Analysis Run 4/19/2022 5:23 PM
Plant Yates Client: Southern Company Data: Plant Yates AMA-R6

Sanitas™ v.9.6.32j Groundwater Stats Consulting. UG

Box & Whiskers Plot

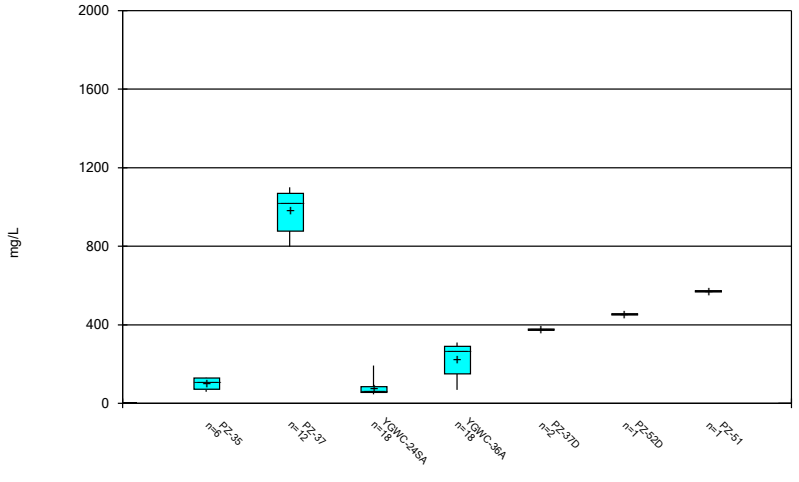

Constituent: Total Dissolved Solids Analysis Run 4/19/2022 5:23 PM
Plant Yates Client: Southern Company Data: Plant Yates AMA-R6

FIGURE C.

Outlier Summary

Plant Yates Client: Southern Company Data: Plant Yates AMA-R6 Printed 4/19/2022, 5:24 PM

	GWA-2 Cobalt (mg/L)	YGWA-47 pH (S.U.)
4/2/2018		6.3 (O)
8/26/2020	0.2 (O)	
9/22/2020	0.16 (O)	
3/2/2021	0.21 (O)	
8/20/2021	0.074 (O)	
2/8/2022	0.072 (o)	

FIGURE D.

Interwell Prediction Limits - Significant Results

Plant Yates Client: Southern Company Data: Plant Yates AMA-R6 Printed 3/28/2022, 5:48 PM

Constituent	Well	Upper Lim.	Lower Lim.	Date	Observ.	Sig.	Bg N	Bg Mean	Std. Dev.	%NDs	ND Adj.	Transform	Alpha	Method
Boron (mg/L)	YGWC-23S	0.16	n/a	2/10/2022	1.5	Yes	331	n/a	n/a	48.04	n/a	n/a	0.00004917	NP Inter (normality) 1 of 2
Boron (mg/L)	YGWC-38	0.16	n/a	2/10/2022	5.4	Yes	331	n/a	n/a	48.04	n/a	n/a	0.00004917	NP Inter (normality) 1 of 2
Boron (mg/L)	YGWC-41	0.16	n/a	2/8/2022	4	Yes	331	n/a	n/a	48.04	n/a	n/a	0.00004917	NP Inter (normality) 1 of 2
Boron (mg/L)	YGWC-42	0.16	n/a	2/10/2022	14.4	Yes	331	n/a	n/a	48.04	n/a	n/a	0.00004917	NP Inter (normality) 1 of 2
Boron (mg/L)	YGWC-43	0.16	n/a	2/8/2022	2.3	Yes	331	n/a	n/a	48.04	n/a	n/a	0.00004917	NP Inter (normality) 1 of 2
Calcium (mg/L)	YGWC-38	37	n/a	2/10/2022	68.9	Yes	331	n/a	n/a	0.9063	n/a	n/a	0.00004917	NP Inter (normality) 1 of 2
Calcium (mg/L)	YGWC-42	37	n/a	2/10/2022	74.4	Yes	331	n/a	n/a	0.9063	n/a	n/a	0.00004917	NP Inter (normality) 1 of 2
Sulfate (mg/L)	YGWC-38	160	n/a	2/10/2022	290	Yes	331	n/a	n/a	6.042	n/a	n/a	0.00004917	NP Inter (normality) 1 of 2
Sulfate (mg/L)	YGWC-42	160	n/a	2/10/2022	485	Yes	331	n/a	n/a	6.042	n/a	n/a	0.00004917	NP Inter (normality) 1 of 2
Total Dissolved Solids (mg/L)	YGWC-38	223.8	n/a	2/10/2022	541	Yes	331	10.06	2.585	0.6042	None	sqrt(x)	0.0009403	Param Inter 1 of 2
Total Dissolved Solids (mg/L)	YGWC-41	223.8	n/a	2/8/2022	226	Yes	331	10.06	2.585	0.6042	None	sqrt(x)	0.0009403	Param Inter 1 of 2
Total Dissolved Solids (mg/L)	YGWC-42	223.8	n/a	2/10/2022	882	Yes	331	10.06	2.585	0.6042	None	sqrt(x)	0.0009403	Param Inter 1 of 2
Total Dissolved Solids (mg/L)	YGWC-43	223.8	n/a	2/8/2022	294	Yes	331	10.06	2.585	0.6042	None	sqrt(x)	0.0009403	Param Inter 1 of 2

Interwell Prediction Limits - All Results

Plant Yates Client: Southern Company Data: Plant Yates AMA-R6 Printed 3/28/2022, 5:48 PM

Constituent	Well	Upper Lim.	Lower Lim.	Date	Observ.	Sig.	Bg N	Bg Mean	Std. Dev.	%NDs	ND Adj.	Transform	Alpha	Method
Boron (mg/L)	**YGWC-23S**	**0.16**	**n/a**	**2/10/2022**	**1.5**	**Yes**	**331**	**n/a**	**n/a**	**48.04**	**n/a**	**n/a**	**0.00004917**	**NP Inter (normality) 1 of 2**
Boron (mg/L)	**YGWC-38**	**0.16**	**n/a**	**2/10/2022**	**5.4**	**Yes**	**331**	**n/a**	**n/a**	**48.04**	**n/a**	**n/a**	**0.00004917**	**NP Inter (normality) 1 of 2**
Boron (mg/L)	**YGWC-41**	**0.16**	**n/a**	**2/8/2022**	**4**	**Yes**	**331**	**n/a**	**n/a**	**48.04**	**n/a**	**n/a**	**0.00004917**	**NP Inter (normality) 1 of 2**
Boron (mg/L)	**YGWC-42**	**0.16**	**n/a**	**2/10/2022**	**14.4**	**Yes**	**331**	**n/a**	**n/a**	**48.04**	**n/a**	**n/a**	**0.00004917**	**NP Inter (normality) 1 of 2**
Boron (mg/L)	**YGWC-43**	**0.16**	**n/a**	**2/8/2022**	**2.3**	**Yes**	**331**	**n/a**	**n/a**	**48.04**	**n/a**	**n/a**	**0.00004917**	**NP Inter (normality) 1 of 2**
Boron (mg/L)	YGWC-49	0.16	n/a	2/8/2022	0.04ND	No	331	n/a	n/a	48.04	n/a	n/a	0.00004917	NP Inter (normality) 1 of 2
Boron (mg/L)	YGWC-24SA	0.16	n/a	2/10/2022	0.04ND	No	331	n/a	n/a	48.04	n/a	n/a	0.00004917	NP Inter (normality) 1 of 2
Boron (mg/L)	YGWC-36A	0.16	n/a	2/11/2022	0.019J	No	331	n/a	n/a	48.04	n/a	n/a	0.00004917	NP Inter (normality) 1 of 2
Calcium (mg/L)	YGWC-23S	37	n/a	2/10/2022	11.8	No	331	n/a	n/a	0.9063	n/a	n/a	0.00004917	NP Inter (normality) 1 of 2
Calcium (mg/L)	**YGWC-38**	**37**	**n/a**	**2/10/2022**	**68.9**	**Yes**	**331**	**n/a**	**n/a**	**0.9063**	**n/a**	**n/a**	**0.00004917**	**NP Inter (normality) 1 of 2**
Calcium (mg/L)	YGWC-41	37	n/a	2/8/2022	15	No	331	n/a	n/a	0.9063	n/a	n/a	0.00004917	NP Inter (normality) 1 of 2
Calcium (mg/L)	**YGWC-42**	**37**	**n/a**	**2/10/2022**	**74.4**	**Yes**	**331**	**n/a**	**n/a**	**0.9063**	**n/a**	**n/a**	**0.00004917**	**NP Inter (normality) 1 of 2**
Calcium (mg/L)	YGWC-43	37	n/a	2/8/2022	9.9	No	331	n/a	n/a	0.9063	n/a	n/a	0.00004917	NP Inter (normality) 1 of 2
Calcium (mg/L)	YGWC-49	37	n/a	2/8/2022	12.7	No	331	n/a	n/a	0.9063	n/a	n/a	0.00004917	NP Inter (normality) 1 of 2
Calcium (mg/L)	YGWC-24SA	37	n/a	2/10/2022	2.2	No	331	n/a	n/a	0.9063	n/a	n/a	0.00004917	NP Inter (normality) 1 of 2
Calcium (mg/L)	YGWC-36A	37	n/a	2/11/2022	4.6	No	331	n/a	n/a	0.9063	n/a	n/a	0.00004917	NP Inter (normality) 1 of 2
Chloride (mg/L)	YGWC-23S	10.9	n/a	2/10/2022	1.9	No	331	n/a	n/a	0	n/a	n/a	0.00004917	NP Inter (normality) 1 of 2
Chloride (mg/L)	YGWC-38	10.9	n/a	2/10/2022	4	No	331	n/a	n/a	0	n/a	n/a	0.00004917	NP Inter (normality) 1 of 2
Chloride (mg/L)	YGWC-41	10.9	n/a	2/8/2022	3.5	No	331	n/a	n/a	0	n/a	n/a	0.00004917	NP Inter (normality) 1 of 2
Chloride (mg/L)	YGWC-42	10.9	n/a	2/10/2022	3.3	No	331	n/a	n/a	0	n/a	n/a	0.00004917	NP Inter (normality) 1 of 2
Chloride (mg/L)	YGWC-43	10.9	n/a	2/8/2022	2.1	No	331	n/a	n/a	0	n/a	n/a	0.00004917	NP Inter (normality) 1 of 2
Chloride (mg/L)	YGWC-49	10.9	n/a	2/8/2022	4.2	No	331	n/a	n/a	0	n/a	n/a	0.00004917	NP Inter (normality) 1 of 2
Chloride (mg/L)	YGWC-24SA	10.9	n/a	2/10/2022	8.7	No	331	n/a	n/a	0	n/a	n/a	0.00004917	NP Inter (normality) 1 of 2
Chloride (mg/L)	YGWC-36A	10.9	n/a	2/11/2022	6.6	No	331	n/a	n/a	0	n/a	n/a	0.00004917	NP Inter (normality) 1 of 2
Fluoride (mg/L)	YGWC-23S	0.68	n/a	2/10/2022	0.1ND	No	400	n/a	n/a	67.5	n/a	n/a	0.00004917	NP Inter (NDs) 1 of 2
Fluoride (mg/L)	YGWC-38	0.68	n/a	2/10/2022	0.1ND	No	400	n/a	n/a	67.5	n/a	n/a	0.00004917	NP Inter (NDs) 1 of 2
Fluoride (mg/L)	YGWC-41	0.68	n/a	2/8/2022	0.1ND	No	400	n/a	n/a	67.5	n/a	n/a	0.00004917	NP Inter (NDs) 1 of 2
Fluoride (mg/L)	YGWC-42	0.68	n/a	2/10/2022	0.1ND	No	400	n/a	n/a	67.5	n/a	n/a	0.00004917	NP Inter (NDs) 1 of 2
Fluoride (mg/L)	YGWC-43	0.68	n/a	2/8/2022	0.066J	No	400	n/a	n/a	67.5	n/a	n/a	0.00004917	NP Inter (NDs) 1 of 2
Fluoride (mg/L)	YGWC-49	0.68	n/a	2/8/2022	0.1ND	No	400	n/a	n/a	67.5	n/a	n/a	0.00004917	NP Inter (NDs) 1 of 2
Fluoride (mg/L)	YGWC-24SA	0.68	n/a	2/10/2022	0.1ND	No	400	n/a	n/a	67.5	n/a	n/a	0.00004917	NP Inter (NDs) 1 of 2
Fluoride (mg/L)	YGWC-36A	0.68	n/a	2/11/2022	0.1ND	No	400	n/a	n/a	67.5	n/a	n/a	0.00004917	NP Inter (NDs) 1 of 2
pH (S.U.)	YGWC-23S	8.39	4.4	2/10/2022	5.51	No	410	n/a	n/a	0	n/a	n/a	0.00009834	NP Inter (normality) 1 of 2
pH (S.U.)	YGWC-38	8.39	4.4	2/10/2022	4.85	No	410	n/a	n/a	0	n/a	n/a	0.00009834	NP Inter (normality) 1 of 2
pH (S.U.)	YGWC-41	8.39	4.4	2/8/2022	5.07	No	410	n/a	n/a	0	n/a	n/a	0.00009834	NP Inter (normality) 1 of 2
pH (S.U.)	YGWC-42	8.39	4.4	2/10/2022	5.57	No	410	n/a	n/a	0	n/a	n/a	0.00009834	NP Inter (normality) 1 of 2
pH (S.U.)	YGWC-43	8.39	4.4	2/8/2022	5.82	No	410	n/a	n/a	0	n/a	n/a	0.00009834	NP Inter (normality) 1 of 2
pH (S.U.)	YGWC-49	8.39	4.4	2/8/2022	5.79	No	410	n/a	n/a	0	n/a	n/a	0.00009834	NP Inter (normality) 1 of 2
pH (S.U.)	YGWC-24SA	8.39	4.4	2/10/2022	4.66	No	410	n/a	n/a	0	n/a	n/a	0.00009834	NP Inter (normality) 1 of 2
pH (S.U.)	YGWC-36A	8.39	4.4	2/11/2022	5.58	No	410	n/a	n/a	0	n/a	n/a	0.00009834	NP Inter (normality) 1 of 2
Sulfate (mg/L)	YGWC-23S	160	n/a	2/10/2022	78.7	No	331	n/a	n/a	6.042	n/a	n/a	0.00004917	NP Inter (normality) 1 of 2
Sulfate (mg/L)	**YGWC-38**	**160**	**n/a**	**2/10/2022**	**290**	**Yes**	**331**	**n/a**	**n/a**	**6.042**	**n/a**	**n/a**	**0.00004917**	**NP Inter (normality) 1 of 2**
Sulfate (mg/L)	YGWC-41	160	n/a	2/8/2022	109	No	331	n/a	n/a	6.042	n/a	n/a	0.00004917	NP Inter (normality) 1 of 2
Sulfate (mg/L)	**YGWC-42**	**160**	**n/a**	**2/10/2022**	**485**	**Yes**	**331**	**n/a**	**n/a**	**6.042**	**n/a**	**n/a**	**0.00004917**	**NP Inter (normality) 1 of 2**
Sulfate (mg/L)	YGWC-43	160	n/a	2/8/2022	133	No	331	n/a	n/a	6.042	n/a	n/a	0.00004917	NP Inter (normality) 1 of 2
Sulfate (mg/L)	YGWC-49	160	n/a	2/8/2022	73.9	No	331	n/a	n/a	6.042	n/a	n/a	0.00004917	NP Inter (normality) 1 of 2
Sulfate (mg/L)	YGWC-24SA	160	n/a	2/10/2022	0.5ND	No	331	n/a	n/a	6.042	n/a	n/a	0.00004917	NP Inter (normality) 1 of 2
Sulfate (mg/L)	YGWC-36A	160	n/a	2/11/2022	16.4	No	331	n/a	n/a	6.042	n/a	n/a	0.00004917	NP Inter (normality) 1 of 2
Total Dissolved Solids (mg/L)	YGWC-23S	223.8	n/a	2/10/2022	180	No	331	10.06	2.585	0.6042	None	sqrt(x)	0.0009403	Param Inter 1 of 2
Total Dissolved Solids (mg/L)	**YGWC-38**	**223.8**	**n/a**	**2/10/2022**	**541**	**Yes**	**331**	**10.06**	**2.585**	**0.6042**	**None**	**sqrt(x)**	**0.0009403**	**Param Inter 1 of 2**
Total Dissolved Solids (mg/L)	**YGWC-41**	**223.8**	**n/a**	**2/8/2022**	**226**	**Yes**	**331**	**10.06**	**2.585**	**0.6042**	**None**	**sqrt(x)**	**0.0009403**	**Param Inter 1 of 2**
Total Dissolved Solids (mg/L)	**YGWC-42**	**223.8**	**n/a**	**2/10/2022**	**882**	**Yes**	**331**	**10.06**	**2.585**	**0.6042**	**None**	**sqrt(x)**	**0.0009403**	**Param Inter 1 of 2**
Total Dissolved Solids (mg/L)	**YGWC-43**	**223.8**	**n/a**	**2/8/2022**	**294**	**Yes**	**331**	**10.06**	**2.585**	**0.6042**	**None**	**sqrt(x)**	**0.0009403**	**Param Inter 1 of 2**
Total Dissolved Solids (mg/L)	YGWC-49	223.8	n/a	2/8/2022	164	No	331	10.06	2.585	0.6042	None	sqrt(x)	0.0009403	Param Inter 1 of 2
Total Dissolved Solids (mg/L)	YGWC-24SA	223.8	n/a	2/10/2022	78	No	331	10.06	2.585	0.6042	None	sqrt(x)	0.0009403	Param Inter 1 of 2
Total Dissolved Solids (mg/L)	YGWC-36A	223.8	n/a	2/11/2022	81	No	331	10.06	2.585	0.6042	None	sqrt(x)	0.0009403	Param Inter 1 of 2

Sanitas™ v.9.6.32g Groundwater Stats Consulting. UG
Hollow symbols indicate censored values.

Exceeds Limit: YGWC-23S, YGWC-38, YGWC-41, YGWC-42, YGWC-43

Prediction Limit

Interwell Non-parametric

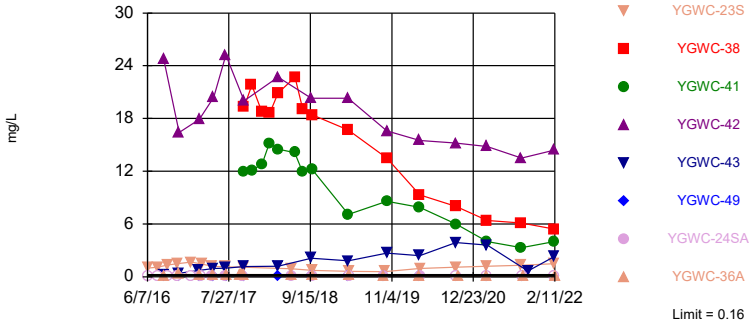

Non-parametric test used in lieu of parametric prediction limit because the Chi Squared normality test showed the data to be non-normal at the 0.01 alpha level. Limit is highest of 331 background values. 48.04% NDs. Annual per-constituent alpha = 0.0007864. Individual comparison alpha = 0.00004917 (1 of 2). Comparing 8 points to limit.

Constituent: Boron Analysis Run 3/28/2022 5:46 PM View: Appendix III
Plant Yates Client: Southern Company Data: Plant Yates AMA-R6

Sanitas™ v.9.6.32g Groundwater Stats Consulting. UG
Hollow symbols indicate censored values.

Exceeds Limit: YGWC-38, YGWC-42

Prediction Limit

Interwell Non-parametric

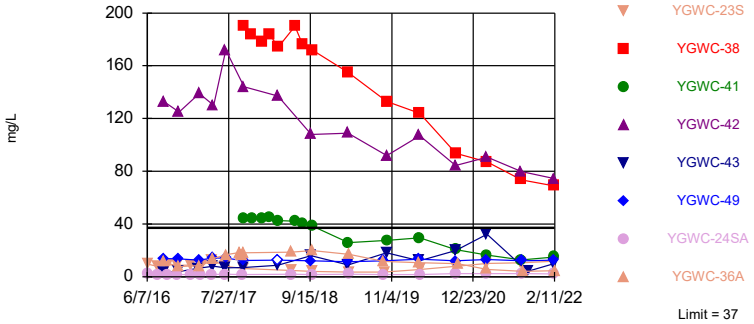

Non-parametric test used in lieu of parametric prediction limit because the Chi Squared normality test showed the data to be non-normal at the 0.01 alpha level. Limit is highest of 331 background values. 0.9063% NDs. Annual per-constituent alpha = 0.0007864. Individual comparison alpha = 0.00004917 (1 of 2). Comparing 8 points to limit.

Constituent: Calcium Analysis Run 3/28/2022 5:46 PM View: Appendix III
Plant Yates Client: Southern Company Data: Plant Yates AMA-R6

Sanitas™ v.9.6.32g Groundwater Stats Consulting. UG

Within Limit

Prediction Limit

Interwell Non-parametric

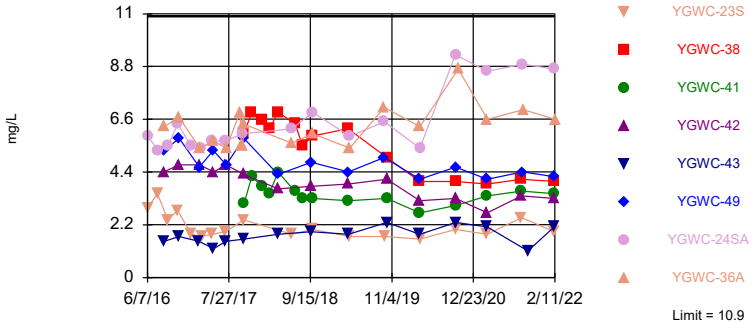

Non-parametric test used in lieu of parametric prediction limit because the Chi Squared normality test showed the data to be non-normal at the 0.01 alpha level. Limit is highest of 331 background values. Annual per-constituent alpha = 0.0007864. Individual comparison alpha = 0.00004917 (1 of 2). Comparing 8 points to limit.

Constituent: Chloride Analysis Run 3/28/2022 5:46 PM View: Appendix III
Plant Yates Client: Southern Company Data: Plant Yates AMA-R6

Sanitas™ v.9.6.32g Groundwater Stats Consulting. UG
Hollow symbols indicate censored values.

Within Limit

Prediction Limit

Interwell Non-parametric

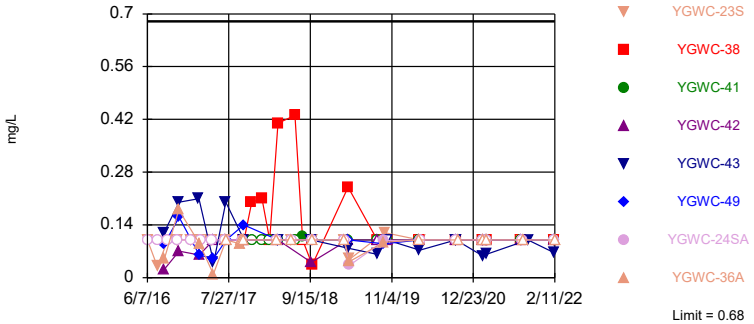

Non-parametric test used in lieu of parametric prediction limit because censored data exceeded 50%. Limit is highest of 400 background values. 67.5% NDs. Annual per-constituent alpha = 0.0007864. Individual comparison alpha = 0.00004917 (1 of 2). Comparing 8 points to limit.

Constituent: Fluoride Analysis Run 3/28/2022 5:46 PM View: Appendix III
Plant Yates Client: Southern Company Data: Plant Yates AMA-R6

Sanitas™ v.9.6.32g Groundwater Stats Consulting. UG

Within Limits

Prediction Limit

Interwell Non-parametric

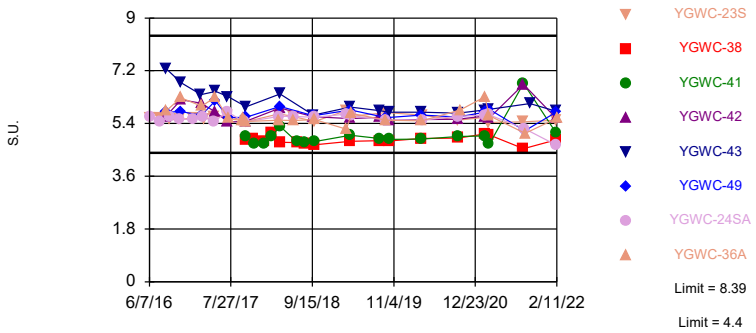

Non-parametric test used in lieu of parametric prediction limit because the Chi Squared normality test showed the data to be non-normal at the 0.01 alpha level. Limits are highest and lowest of 410 background values. Annual per-constituent alpha = 0.001573. Individual comparison alpha = 0.00009834 (1 of 2). Comparing 8 points to limit.

Constituent: pH Analysis Run 3/28/2022 5:46 PM View: Appendix III

Plant Yates Client: Southern Company Data: Plant Yates AMA-R6

Sanitas™ v.9.6.32g Groundwater Stats Consulting. UG

Hollow symbols indicate censored values.

Exceeds Limit: YGWC-38, YGWC-42

Prediction Limit

Interwell Non-parametric

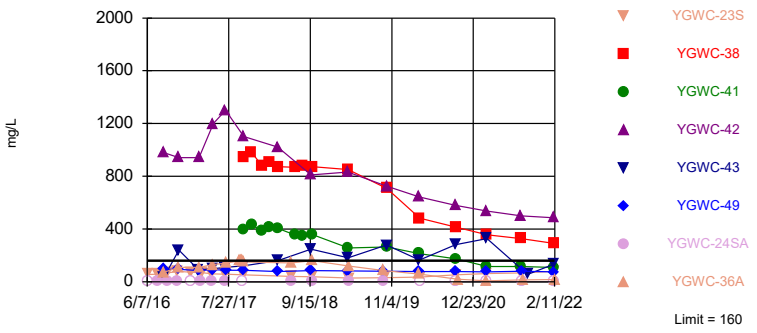

Non-parametric test used in lieu of parametric prediction limit because the Chi Squared normality test showed the data to be non-normal at the 0.01 alpha level. Limit is highest of 331 background values. 6.042% NDs. Annual per-constituent alpha = 0.0007864. Individual comparison alpha = 0.00004917 (1 of 2). Comparing 8 points to limit.

Constituent: Sulfate Analysis Run 3/28/2022 5:46 PM View: Appendix III

Plant Yates Client: Southern Company Data: Plant Yates AMA-R6

Sanitas™ v.9.6.32g Groundwater Stats Consulting. UG

Exceeds Limit: YGWC-38, YGWC-41, YGWC-42, YGWC-43

Prediction Limit

Interwell Parametric

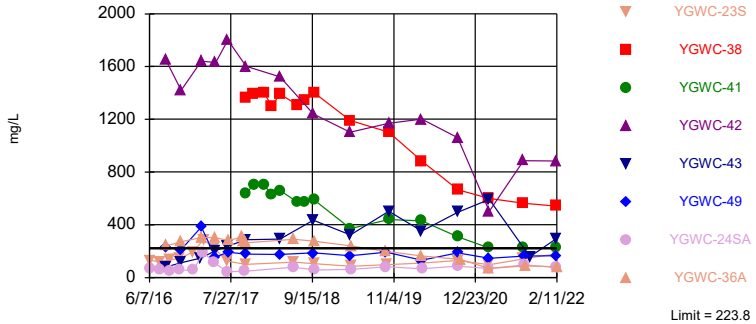

Background Data Summary (based on square root transformation): Mean=10.06, Std. Dev.=2.585, n=331, 0.6042% NDs. Normality test: Chi Squared @alpha = 0.01, calculated = 13.86, critical = 14.07. Kappa = 1.894 (c=7, w=8, 1 of 2, event alpha = 0.05132). N exceeds UG tables; Kappa based on n=150. Report alpha = 0.007498. Individual comparison alpha = 0.0009403. Comparing 8 points to limit.

Constituent: Total Dissolved Solids Analysis Run 3/28/2022 5:46 PM View: Appendix III

Plant Yates Client: Southern Company Data: Plant Yates AMA-R6

Prediction Limit

Constituent: Boron (mg/L) Analysis Run 3/28/2022 5:48 PM View: Appendix III

Plant Yates Client: Southern Company Data: Plant Yates AMA-R6

	YGWA-3I (bg)	YGWA-1I (bg)	YGWA-1D (bg)	YGWA-5D (bg)	YGWA-3D (bg)	YGWA-30I (bg)	YGWA-4I (bg)	YGWA-14S (bg)	YGWA-5I (bg)
6/1/2016	<0.04	<0.04	<0.04						
6/2/2016				<0.04	<0.04	<0.04	<0.04	<0.04	<0.04
6/6/2016									
6/7/2016									
6/8/2016									
7/25/2016	<0.04	<0.04				<0.04			
7/26/2016			0.0055 (J)	0.0052 (J)	0.0097 (J)		0.0047 (J)	0.0177 (J)	<0.04
7/27/2016									
7/28/2016									
8/1/2016									
8/30/2016									
8/31/2016									
9/1/2016									
9/2/2016									
9/13/2016		<0.04	<0.04						
9/14/2016	<0.04			0.0071 (J)			<0.04		0.01 (J)
9/15/2016					0.0102 (J)			0.0214 (J)	
9/16/2016									
9/19/2016						<0.04			
9/20/2016									
11/1/2016	<0.04		0.0086 (J)		<0.04	<0.04			
11/2/2016				<0.04			<0.04	<0.04	
11/3/2016									
11/4/2016		<0.04							<0.04
11/8/2016									
11/14/2016									
11/15/2016									
11/16/2016									
11/28/2016									
12/15/2016									
1/10/2017								0.0198 (J)	
1/11/2017	<0.04		0.0074 (J)		<0.04				
1/12/2017				0.0076 (J)					<0.04
1/13/2017							<0.04		
1/16/2017		<0.04				<0.04			
1/17/2017									
2/21/2017						<0.04			
2/22/2017									
2/24/2017									
2/27/2017									
2/28/2017									
3/1/2017	<0.04								
3/2/2017		<0.04	0.008 (J)		0.0084 (J)				
3/3/2017									
3/6/2017							<0.04		
3/7/2017				0.0089 (J)					<0.04
3/8/2017								0.0189 (J)	
3/9/2017									
4/26/2017	<0.04				<0.04	<0.04		0.0161 (J)	
4/27/2017		<0.04	0.0066 (J)						
4/28/2017									
5/1/2017				0.0061 (J)			<0.04		

Prediction Limit

Constituent: Boron (mg/L) Analysis Run 3/28/2022 5:48 PM View: Appendix III

Plant Yates Client: Southern Company Data: Plant Yates AMA-R6

	YGWA-3I (bg)	YGWA-1I (bg)	YGWA-1D (bg)	YGWA-5D (bg)	YGWA-3D (bg)	YGWA-30I (bg)	YGWA-4I (bg)	YGWA-14S (bg)	YGWA-5I (bg)
5/2/2017									<0.04
5/8/2017									
5/9/2017									
5/10/2017									
5/26/2017									
6/27/2017		0.006 (J)	0.0087 (J)	0.0079 (J)					<0.04
6/28/2017	<0.04				<0.04				
6/29/2017							<0.04		
6/30/2017						<0.04		0.0173 (J)	
7/7/2017									
7/10/2017									
7/11/2017									
7/13/2017									
7/17/2017									
9/22/2017									
9/29/2017									
10/3/2017		0.0071 (J)	0.0072 (J)	0.0094 (J)					<0.04
10/4/2017	<0.04				<0.04	<0.04			
10/5/2017							<0.04	0.0173 (J)	
10/6/2017									
10/10/2017									
10/11/2017									
10/12/2017									
10/16/2017									
11/20/2017									
11/21/2017									
1/10/2018									
1/11/2018									
1/12/2018									
2/19/2018									
2/20/2018									
4/2/2018									
4/3/2018									
4/4/2018									
6/5/2018			0.0052 (J)						
6/6/2018		<0.04		0.0098 (J)					
6/7/2018					0.004 (J)		0.0045 (J)		<0.04
6/8/2018	<0.04							0.013 (J)	
6/11/2018						0.014 (J)			
6/12/2018									
6/13/2018									
6/27/2018									
6/28/2018									
8/6/2018									
8/7/2018									
9/19/2018									
9/20/2018									
9/24/2018									
9/25/2018									
9/26/2018				0.01 (J)			0.005 (J)		0.0057 (J)
9/27/2018									
10/1/2018	<0.04	0.0049 (J)	0.021 (J)		<0.04			0.015 (J)	

Prediction Limit

Constituent: Boron (mg/L) Analysis Run 3/28/2022 5:48 PM View: Appendix III

Plant Yates Client: Southern Company Data: Plant Yates AMA-R6

	YGWA-3I (bg)	YGWA-1I (bg)	YGWA-1D (bg)	YGWA-5D (bg)	YGWA-3D (bg)	YGWA-30I (bg)	YGWA-4I (bg)	YGWA-14S (bg)	YGWA-5I (bg)
10/2/2018						<0.04			
2/25/2019									
3/26/2019									
3/27/2019									
3/28/2019		<0.04	0.005 (J)						
3/29/2019								0.014 (J)	
4/1/2019	<0.04				<0.04	<0.04			
4/2/2019									
4/3/2019				0.0076 (J)			0.0055 (J)		0.0044 (J)
4/4/2019									
6/12/2019									
9/24/2019		0.0055 (J)	0.0064 (J)	0.01 (J)					0.0049 (J)
9/25/2019	<0.04				0.0054 (J)	<0.04	<0.04	0.018 (J)	
9/26/2019									
9/27/2019									
10/8/2019									
10/9/2019									
3/17/2020									
3/18/2020		0.0087 (J)						0.02 (J)	
3/19/2020	0.0053 (J)		0.0085 (J)		0.0073 (J)	0.0052 (J)			
3/24/2020				0.011 (J)					0.0068 (J)
3/25/2020							0.011 (J)		
3/26/2020									
9/22/2020				0.0079 (J)			<0.04		0.0053 (J)
9/23/2020	0.0073 (J)	<0.04	<0.04		0.012 (J)				
9/24/2020						0.0075 (J)			
9/25/2020								0.02 (J)	
10/7/2020									
3/1/2021						<0.04			
3/2/2021				0.0068 (J)				0.017 (J)	0.011 (J)
3/3/2021	<0.04	<0.04	<0.04		<0.04		0.0056 (J)		
3/4/2021									
8/19/2021		<0.04	<0.04		<0.04	<0.04		0.018 (J)	
8/20/2021									
8/25/2021									
8/26/2021				0.009 (J)			<0.04		<0.04
8/27/2021	<0.04								
9/1/2021									
9/3/2021									
9/27/2021									
2/8/2022									
2/9/2022	<0.04	<0.04	<0.04		0.01 (J)				
2/10/2022				0.011 (J)				0.02 (J)	<0.04
2/11/2022						<0.04	<0.04		

Prediction Limit

Constituent: Boron (mg/L) Analysis Run 3/28/2022 5:48 PM View: Appendix III

Plant Yates Client: Southern Company Data: Plant Yates AMA-R6

	YGWA-18I (bg)	YGWA-18S (bg)	YGWA-17S (bg)	YGWA-20S (bg)	YGWA-21I (bg)	YGWC-23S	YGWC-24SA	YGWA-47 (bg)	YGWC-42
6/1/2016									
6/2/2016									
6/6/2016	<0.04	<0.04							
6/7/2016			<0.04	<0.04	<0.04	0.99			
6/8/2016							<0.04		
7/25/2016									
7/26/2016									
7/27/2016	<0.04	0.0059 (J)	0.008 (J)	<0.04					
7/28/2016					<0.04	1.09			
8/1/2016							<0.04		
8/30/2016								0.0166 (J)	24.7
8/31/2016									
9/1/2016									
9/2/2016									
9/13/2016									
9/14/2016									
9/15/2016									
9/16/2016		0.0079 (J)	0.0086 (J)						
9/19/2016	<0.04			<0.04	<0.04				
9/20/2016						1.35	<0.04		
11/1/2016									
11/2/2016				<0.04					
11/3/2016	<0.04	0.0082 (J)	0.0077 (J)		<0.04				
11/4/2016									
11/8/2016						1.5	<0.04		
11/14/2016								0.0166 (J)	
11/15/2016									
11/16/2016									16.4
11/28/2016									
12/15/2016									
1/10/2017									
1/11/2017	<0.04	0.0096 (J)	0.0092 (J)						
1/12/2017									
1/13/2017				<0.04	<0.04				
1/16/2017						1.67			
1/17/2017							<0.04		
2/21/2017									
2/22/2017									
2/24/2017								0.0145 (J)	
2/27/2017									17.9
2/28/2017									
3/1/2017	<0.04	<0.04							
3/2/2017			0.0095 (J)						
3/3/2017									
3/6/2017				<0.04	<0.04				
3/7/2017									
3/8/2017							<0.04		
3/9/2017						1.44			
4/26/2017	<0.04	0.0091 (J)		<0.04	<0.04				
4/27/2017									
4/28/2017									
5/1/2017									

Prediction Limit

Constituent: Boron (mg/L) Analysis Run 3/28/2022 5:48 PM View: Appendix III

Plant Yates Client: Southern Company Data: Plant Yates AMA-R6

	YGWA-18I (bg)	YGWA-18S (bg)	YGWA-17S (bg)	YGWA-20S (bg)	YGWA-21I (bg)	YGWC-23S	YGWC-24SA	YGWA-47 (bg)	YGWC-42
5/2/2017			<0.04			1.2	0.0099 (J)		
5/8/2017								0.0141 (J)	
5/9/2017									
5/10/2017									20.4
5/26/2017									
6/27/2017									
6/28/2017	<0.04	0.0079 (J)							
6/29/2017			0.0074 (J)	<0.04	<0.04				
6/30/2017									
7/7/2017							0.0076 (J)		
7/10/2017						1.12			
7/11/2017								0.0131 (J)	25.2
7/13/2017									
7/17/2017									
9/22/2017									
9/29/2017									
10/3/2017					<0.04				
10/4/2017		0.009 (J)	0.0077 (J)	<0.04					
10/5/2017	<0.04						<0.04		
10/6/2017									
10/10/2017								0.0124 (J)	
10/11/2017						1.09			
10/12/2017									20
10/16/2017									
11/20/2017									
11/21/2017									
1/10/2018									
1/11/2018									
1/12/2018									
2/19/2018									
2/20/2018									
4/2/2018								0.013 (J)	
4/3/2018									
4/4/2018									22.7
6/5/2018					0.0092 (J)				
6/6/2018				0.0049 (J)					
6/7/2018	<0.04								
6/8/2018									
6/11/2018		0.0093 (J)	0.01 (J)						
6/12/2018						0.9	0.018 (J)		
6/13/2018									
6/27/2018									
6/28/2018									
8/6/2018									
8/7/2018									
9/19/2018								0.012 (J)	
9/20/2018									20.3
9/24/2018									
9/25/2018	0.0046 (J)	0.007 (J)	0.0096 (J)	<0.04	0.0054 (J)				
9/26/2018							0.0055 (J)		
9/27/2018						0.71			
10/1/2018									

Prediction Limit

Constituent: Boron (mg/L) Analysis Run 3/28/2022 5:48 PM View: Appendix III

Plant Yates Client: Southern Company Data: Plant Yates AMA-R6

	YGWA-18I (bg)	YGWA-18S (bg)	YGWA-17S (bg)	YGWA-20S (bg)	YGWA-21I (bg)	YGWC-23S	YGWC-24SA	YGWA-47 (bg)	YGWC-42
10/2/2018									
2/25/2019									
3/26/2019									
3/27/2019								0.013 (J)	20.3
3/28/2019									
3/29/2019									
4/1/2019									
4/2/2019			0.0066 (J)		0.011 (J)				
4/3/2019	<0.04	0.0053 (J)		<0.04					
4/4/2019						0.6	<0.04		
6/12/2019									
9/24/2019					0.018 (J)				
9/25/2019			0.0081 (J)	<0.04					
9/26/2019	0.0062 (J)	0.0072 (J)					0.0068 (J)		
9/27/2019						0.58			
10/8/2019								0.012 (J)	
10/9/2019									16.6
3/17/2020								0.023 (J)	
3/18/2020									
3/19/2020									
3/24/2020	0.0054 (J)	0.01 (J)	0.0092 (J)	<0.04	0.016 (J)				
3/25/2020									15.5
3/26/2020						0.94	0.033 (J)		
9/22/2020								0.0076 (J)	
9/23/2020	0.021 (J)	0.006 (J)	0.0066 (J)				<0.04		
9/24/2020				0.0094 (J)	0.013 (J)	1.1			15.2
9/25/2020									
10/7/2020									
3/1/2021								0.013 (J)	
3/2/2021									
3/3/2021	<0.04	0.0094 (J)	0.01 (J)	<0.04			<0.04		
3/4/2021					0.0079 (J)	1.2			14.8
8/19/2021								0.011 (J)	
8/20/2021									
8/25/2021						1.3			13.5
8/26/2021		<0.04							
8/27/2021	<0.04		0.011 (J)	<0.04					
9/1/2021					<0.04		<0.04		
9/3/2021									
9/27/2021									
2/8/2022								0.015 (J)	
2/9/2022	<0.04	<0.04	0.0098 (J)	<0.04	<0.04				
2/10/2022						1.5	<0.04		14.4
2/11/2022									

Prediction Limit

Constituent: Boron (mg/L) Analysis Run 3/28/2022 5:48 PM View: Appendix III

Plant Yates Client: Southern Company Data: Plant Yates AMA-R6

	YGWC-43	GWA-2 (bg)	YGWC-49	YGWC-36A	YGWA-2I (bg)	YGWA-39 (bg)	YGWA-40 (bg)	YGWC-38	YGWC-41
6/1/2016									
6/2/2016									
6/6/2016									
6/7/2016									
6/8/2016									
7/25/2016									
7/26/2016									
7/27/2016									
7/28/2016									
8/1/2016									
8/30/2016									
8/31/2016	0.169	0.0315 (J)							
9/1/2016			0.0113 (J)						
9/2/2016				0.133					
9/13/2016									
9/14/2016					<0.04				
9/15/2016									
9/16/2016									
9/19/2016									
9/20/2016									
11/1/2016									
11/2/2016									
11/3/2016									
11/4/2016					<0.04				
11/8/2016									
11/14/2016				0.287					
11/15/2016			0.0074 (J)						
11/16/2016	0.406								
11/28/2016		0.0095 (J)							
12/15/2016					0.0107 (J)				
1/10/2017									
1/11/2017									
1/12/2017									
1/13/2017									
1/16/2017					<0.04				
1/17/2017									
2/21/2017									
2/22/2017		<0.04							
2/24/2017	0.725								
2/27/2017			<0.04						
2/28/2017				0.215					
3/1/2017									
3/2/2017									
3/3/2017					<0.04				
3/6/2017									
3/7/2017									
3/8/2017									
3/9/2017									
4/26/2017									
4/27/2017									
4/28/2017					<0.04				
5/1/2017									

Prediction Limit

Constituent: Boron (mg/L) Analysis Run 3/28/2022 5:48 PM View: Appendix III

Plant Yates Client: Southern Company Data: Plant Yates AMA-R6

	YGWC-43	GWA-2 (bg)	YGWC-49	YGWC-36A	YGWA-2I (bg)	YGWA-39 (bg)	YGWA-40 (bg)	YGWC-38	YGWC-41
5/2/2017									
5/8/2017		0.0084 (J)							
5/9/2017			<0.04	0.233					
5/10/2017	0.955								
5/26/2017					<0.04				
6/27/2017									
6/28/2017					<0.04				
6/29/2017									
6/30/2017									
7/7/2017									
7/10/2017									
7/11/2017	0.994								
7/13/2017			0.0093 (J)	0.262					
7/17/2017		0.0092 (J)							
9/22/2017				0.238					
9/29/2017				0.235					
10/3/2017					<0.04				
10/4/2017									
10/5/2017									
10/6/2017				0.256					
10/10/2017									
10/11/2017			<0.04	0.245		0.0135 (J)			
10/12/2017	1.15						0.0401	19.3	12
10/16/2017		<0.04							
11/20/2017						0.0251 (J)	0.156	21.8	
11/21/2017									12.1
1/10/2018							0.15		
1/11/2018						0.0255 (J)			12.8
1/12/2018								18.7	
2/19/2018		<0.04					0.146		15.2
2/20/2018						<0.04		18.6	
4/2/2018									
4/3/2018						0.033 (J)	0.12	20.9	14.5
4/4/2018	1.2		0.0041 (J)						
6/5/2018									
6/6/2018									
6/7/2018					<0.04				
6/8/2018									
6/11/2018									
6/12/2018									
6/13/2018				0.25					
6/27/2018									14.1
6/28/2018						0.053	0.16	22.7	
8/6/2018		<0.04							
8/7/2018						0.024 (J)	0.12	19.1	11.9
9/19/2018									
9/20/2018	2.1		0.0042 (J)						
9/24/2018						0.028 (J)	0.099	18.4	12.2
9/25/2018									
9/26/2018				0.24					
9/27/2018									
10/1/2018					<0.04				

Prediction Limit

Constituent: Boron (mg/L) Analysis Run 3/28/2022 5:48 PM View: Appendix III

Plant Yates Client: Southern Company Data: Plant Yates AMA-R6

	YGWC-43	GWA-2 (bg)	YGWC-49	YGWC-36A	YGWA-2I (bg)	YGWA-39 (bg)	YGWA-40 (bg)	YGWC-38	YGWC-41
10/2/2018									
2/25/2019		<0.04							
3/26/2019							0.096		
3/27/2019						0.017 (J)		16.7	
3/28/2019	1.8		<0.04						7.1
3/29/2019					0.0065 (J)				
4/1/2019									
4/2/2019									
4/3/2019									
4/4/2019				0.22					
6/12/2019		<0.04							
9/24/2019					0.0076 (J)				
9/25/2019									
9/26/2019			<0.04	0.13					
9/27/2019									
10/8/2019		<0.04							
10/9/2019	2.7					0.017 (J)	0.079	13.5	8.6
3/17/2020		0.0051 (J)							
3/18/2020									
3/19/2020					0.0073 (J)				
3/24/2020							0.088 (J)		
3/25/2020	2.4		0.012 (J)	0.11		0.043 (J)		9.3	7.9
3/26/2020									
9/22/2020		0.0079 (J)							
9/23/2020					<0.04				
9/24/2020			0.062 (J)			0.037 (J)	0.087 (J)		
9/25/2020	3.9							8	6
10/7/2020				0.018 (J)					
3/1/2021									
3/2/2021		<0.04							
3/3/2021					<0.04				
3/4/2021	3.6		<0.04	0.0088 (J)		0.033 (J)	0.078	6.4	4
8/19/2021									
8/20/2021		<0.04							
8/25/2021									
8/26/2021						0.095		6.1	3.3
8/27/2021					<0.04				
9/1/2021			<0.04						
9/3/2021				0.012 (J)			0.077		
9/27/2021	0.64								
2/8/2022	2.3	<0.04	<0.04			0.13	0.074		4
2/9/2022					<0.04				
2/10/2022								5.4	
2/11/2022				0.019 (J)					

Prediction Limit

Constituent: Calcium (mg/L) Analysis Run 3/28/2022 5:48 PM View: Appendix III

Plant Yates Client: Southern Company Data: Plant Yates AMA-R6

	YGWA-3I (bg)	YGWA-1I (bg)	YGWA-1D (bg)	YGWA-5D (bg)	YGWA-3D (bg)	YGWA-30I (bg)	YGWA-4I (bg)	YGWA-14S (bg)	YGWA-5I (bg)
6/1/2016	21	2.5	12						
6/2/2016				33	28	1.3	8.8	1.3	2.4
6/6/2016									
6/7/2016									
6/8/2016									
7/25/2016	20.3	2.16				1.17			
7/26/2016			11	32.3	24.5		7.69	1.24	2.12
7/27/2016									
7/28/2016									
8/1/2016									
8/30/2016									
8/31/2016									
9/1/2016									
9/2/2016									
9/13/2016		2.21	11.8						
9/14/2016	19.7			31			8.49		2.18
9/15/2016					27			1.17	
9/16/2016									
9/19/2016						1.05			
9/20/2016									
11/1/2016	18.4		11		25.6	1.14			
11/2/2016				30.9			7.83	1.23	
11/3/2016									
11/4/2016		2.67							2.17 (J)
11/8/2016									
11/14/2016									
11/15/2016									
11/16/2016									
11/28/2016									
12/15/2016									
1/10/2017								1.24	
1/11/2017	20.3		11.2		27.5				
1/12/2017				35.7					2.37
1/13/2017							8.08		
1/16/2017		2.45				1.23			
1/17/2017									
2/21/2017						1.25			
2/22/2017									
2/24/2017									
2/27/2017									
2/28/2017									
3/1/2017	18.6								
3/2/2017		2.57	11		27.5				
3/3/2017									
3/6/2017							8.64		
3/7/2017				32.7					2.34
3/8/2017								1.21	
3/9/2017									
4/26/2017	25.6				30.4	1.03		1.14	
4/27/2017		2.38	11.1						
4/28/2017									
5/1/2017				37			13.4		

Prediction Limit

Constituent: Calcium (mg/L) Analysis Run 3/28/2022 5:48 PM View: Appendix III

Plant Yates Client: Southern Company Data: Plant Yates AMA-R6

	YGWA-3I (bg)	YGWA-1I (bg)	YGWA-1D (bg)	YGWA-5D (bg)	YGWA-3D (bg)	YGWA-30I (bg)	YGWA-4I (bg)	YGWA-14S (bg)	YGWA-5I (bg)
5/2/2017									2.17
5/8/2017									
5/9/2017									
5/10/2017									
5/26/2017									
6/27/2017		2.36	13.8	36.5					2.13
6/28/2017	23.9				29.8				
6/29/2017							8.81		
6/30/2017						1.13		1.24	
7/7/2017									
7/10/2017									
7/11/2017									
7/13/2017									
7/17/2017									
9/22/2017									
9/29/2017									
10/3/2017		2.21	14	30.9					2.15
10/4/2017	22.1				29.7	1.09			
10/5/2017							9.29	1.11	
10/6/2017									
10/10/2017									
10/11/2017									
10/12/2017									
10/16/2017									
11/20/2017									
11/21/2017									
1/10/2018									
1/11/2018									
1/12/2018									
2/19/2018									
2/20/2018									
4/2/2018									
4/3/2018									
4/4/2018									
6/5/2018			15.2 (J)						
6/6/2018		2.3		26.2					
6/7/2018					29.1		8.2		2.3
6/8/2018	21.9 (J)							1.1	
6/11/2018						1.1			
6/12/2018									
6/13/2018									
6/27/2018									
6/28/2018									
8/6/2018									
8/7/2018									
9/19/2018									
9/20/2018									
9/24/2018									
9/25/2018									
9/26/2018				25.8			9.5 (J)		2.3
9/27/2018									
10/1/2018	19.7	1.8	15.1		26.9			0.99	

Prediction Limit

Constituent: Calcium (mg/L) Analysis Run 3/28/2022 5:48 PM View: Appendix III

Plant Yates Client: Southern Company Data: Plant Yates AMA-R6

	YGWA-3I (bg)	YGWA-1I (bg)	YGWA-1D (bg)	YGWA-5D (bg)	YGWA-3D (bg)	YGWA-30I (bg)	YGWA-4I (bg)	YGWA-14S (bg)	YGWA-5I (bg)
10/2/2018						1.1			
2/25/2019									
3/26/2019									
3/27/2019									
3/28/2019		2.2	13.3 (J)						
3/29/2019								1.1	
4/1/2019	20.4 (J)				30.1	1.3			
4/2/2019									
4/3/2019				24.7 (J)			8.4		2.8
4/4/2019									
6/12/2019									
9/24/2019		2.3	15.8	25.8					2.5
9/25/2019	22.4				29.5	1.1	9.5	1.1	
9/26/2019									
9/27/2019									
10/8/2019									
10/9/2019									
3/17/2020									
3/18/2020		2.1						1.1	
3/19/2020	21.9		15		31.5	1.2			
3/24/2020				26.1					2.5
3/25/2020							10.5		
3/26/2020									
9/22/2020				27.2			9.6		2.6
9/23/2020	23.6	1.8	14.1		28.6				
9/24/2020						1.1			
9/25/2020								1.3	
10/7/2020									
3/1/2021						1.2			
3/2/2021				1.6				1.2	2.6
3/3/2021	20.6	1.8	14.1		29.8		7.7		
3/4/2021									
8/19/2021		2	14.2		28.1	1.2		1.2	
8/20/2021									
8/25/2021									
8/26/2021				25.2			7.6		2.5
8/27/2021	24.7								
9/1/2021									
9/3/2021									
9/27/2021									
2/8/2022									
2/9/2022	23.7	2.1	14.9		30.3				
2/10/2022				24.8				1.3	2.5
2/11/2022						1.5	7.5		

Prediction Limit

Constituent: Calcium (mg/L) Analysis Run 3/28/2022 5:48 PM View: Appendix III

Plant Yates Client: Southern Company Data: Plant Yates AMA-R6

	YGWA-18I (bg)	YGWA-18S (bg)	YGWA-17S (bg)	YGWA-20S (bg)	YGWA-21I (bg)	YGWC-23S	YGWC-24SA	YGWA-47 (bg)	YGWC-42
6/1/2016									
6/2/2016									
6/6/2016	6.2	1.4							
6/7/2016			2.2	2.3	3.7	9.6			
6/8/2016							1.9		
7/25/2016									
7/26/2016									
7/27/2016	4.73	1.19	2	2.08					
7/28/2016					3.15	7.87			
8/1/2016							1.83		
8/30/2016								20.9	133
8/31/2016									
9/1/2016									
9/2/2016									
9/13/2016									
9/14/2016									
9/15/2016									
9/16/2016		1.5	1.97						
9/19/2016	4.76			1.97	3.17				
9/20/2016						9.28	1.78		
11/1/2016									
11/2/2016				2.13					
11/3/2016	5.25	1.31	1.99		3.4				
11/4/2016									
11/8/2016						8.6	1.77		
11/14/2016								18.6	
11/15/2016									
11/16/2016									125
11/28/2016									
12/15/2016									
1/10/2017									
1/11/2017	4.74	1.25	2.28						
1/12/2017									
1/13/2017				2.45	4.98				
1/16/2017						8.85			
1/17/2017							1.7		
2/21/2017									
2/22/2017									
2/24/2017								16.1	
2/27/2017									139
2/28/2017									
3/1/2017	5.37	1.26							
3/2/2017			2.15						
3/3/2017									
3/6/2017				2.48	6.28				
3/7/2017									
3/8/2017							1.77		
3/9/2017						8.4			
4/26/2017	4.28	1.05		2.3	6.65				
4/27/2017									
4/28/2017									
5/1/2017									

Prediction Limit

Constituent: Calcium (mg/L) Analysis Run 3/28/2022 5:48 PM View: Appendix III

Plant Yates Client: Southern Company Data: Plant Yates AMA-R6

	YGWA-18I (bg)	YGWA-18S (bg)	YGWA-17S (bg)	YGWA-20S (bg)	YGWA-21I (bg)	YGWC-23S	YGWC-24SA	YGWA-47 (bg)	YGWC-42
5/2/2017			1.95			12.9	1.57		
5/8/2017								14.6	
5/9/2017									
5/10/2017									130
5/26/2017									
6/27/2017									
6/28/2017	4.95	1.06							
6/29/2017			2.02	2.54	6.04				
6/30/2017									
7/7/2017							1.8		
7/10/2017						8.09			
7/11/2017								14.3	172
7/13/2017									
7/17/2017									
9/22/2017									
9/29/2017									
10/3/2017					8.28				
10/4/2017		1.1	2.03	2.25					
10/5/2017	5.28						1.7		
10/6/2017									
10/10/2017								12.1	
10/11/2017						6.36			
10/12/2017									144
10/16/2017									
11/20/2017									
11/21/2017									
1/10/2018									
1/11/2018									
1/12/2018									
2/19/2018									
2/20/2018									
4/2/2018								<25	
4/3/2018									
4/4/2018									137
6/5/2018					9.1				
6/6/2018				2.3					
6/7/2018	4.8								
6/8/2018									
6/11/2018		1.4	2.1						
6/12/2018						4.7	1.8		
6/13/2018									
6/27/2018									
6/28/2018									
8/6/2018									
8/7/2018									
9/19/2018								11.1 (J)	
9/20/2018									108
9/24/2018									
9/25/2018	4.6	1	2.1	2.3	10.4 (J)				
9/26/2018							1.7		
9/27/2018						4.1			
10/1/2018									

Prediction Limit

Constituent: Calcium (mg/L) Analysis Run 3/28/2022 5:48 PM View: Appendix III

Plant Yates Client: Southern Company Data: Plant Yates AMA-R6

	YGWA-18I (bg)	YGWA-18S (bg)	YGWA-17S (bg)	YGWA-20S (bg)	YGWA-21I (bg)	YGWC-23S	YGWC-24SA	YGWA-47 (bg)	YGWC-42
10/2/2018									
2/25/2019									
3/26/2019									
3/27/2019								10.8 (J)	109
3/28/2019									
3/29/2019									
4/1/2019									
4/2/2019			2.5		8.8				
4/3/2019	5.3	1.2		2.9					
4/4/2019						3.7	1.9		
6/12/2019									
9/24/2019					7.7				
9/25/2019			2.6	2.4					
9/26/2019	4.9	1.1					1.7		
9/27/2019						3.7			
10/8/2019								9.7	
10/9/2019									92
3/17/2020								14.8	
3/18/2020									
3/19/2020									
3/24/2020	5.3	1	2.7	2.6	6				
3/25/2020									107
3/26/2020						5.6	1.7		
9/22/2020								10.1	
9/23/2020	5.2	0.91 (J)	2.6				2.4		
9/24/2020				2.6	7.8	7.9			84.3
9/25/2020									
10/7/2020									
3/1/2021								10.3	
3/2/2021									
3/3/2021	5.2	0.96 (J)	2.5	2.4			2.4		
3/4/2021					8.7	10.2			90.7
8/19/2021								9.6	
8/20/2021									
8/25/2021						10.6			79.9
8/26/2021		0.98 (J)							
8/27/2021	5.1		2.7	2.4					
9/1/2021					9.5		2.3		
9/3/2021									
9/27/2021									
2/8/2022								9.4	
2/9/2022	5.1	0.87 (J)	2.8	2.3	9.8				
2/10/2022						11.8	2.2		74.4
2/11/2022									

Prediction Limit

Constituent: Calcium (mg/L) Analysis Run 3/28/2022 5:48 PM View: Appendix III

Plant Yates Client: Southern Company Data: Plant Yates AMA-R6

	YGWC-43	GWA-2 (bg)	YGWC-49	YGWC-36A	YGWA-2I (bg)	YGWA-39 (bg)	YGWA-40 (bg)	YGWC-38	YGWC-41
6/1/2016									
6/2/2016									
6/6/2016									
6/7/2016									
6/8/2016									
7/25/2016									
7/26/2016									
7/27/2016									
7/28/2016									
8/1/2016									
8/30/2016									
8/31/2016	3.4	9.31							
9/1/2016			13.9						
9/2/2016				11.2					
9/13/2016									
9/14/2016					23.5				
9/15/2016									
9/16/2016									
9/19/2016									
9/20/2016									
11/1/2016									
11/2/2016									
11/3/2016									
11/4/2016					23.7				
11/8/2016									
11/14/2016				7.79					
11/15/2016			13.5						
11/16/2016	3.79								
11/28/2016		9.47 (B)							
12/15/2016					23.1				
1/10/2017									
1/11/2017									
1/12/2017									
1/13/2017									
1/16/2017					23.3				
1/17/2017									
2/21/2017									
2/22/2017		10.4							
2/24/2017	6.42								
2/27/2017			12.5						
2/28/2017				8.37					
3/1/2017									
3/2/2017									
3/3/2017					25.1				
3/6/2017									
3/7/2017									
3/8/2017									
3/9/2017									
4/26/2017									
4/27/2017									
4/28/2017					30.7				
5/1/2017									

Prediction Limit

Constituent: Calcium (mg/L) Analysis Run 3/28/2022 5:48 PM View: Appendix III

Plant Yates Client: Southern Company Data: Plant Yates AMA-R6

	YGWC-43	GWA-2 (bg)	YGWC-49	YGWC-36A	YGWA-2I (bg)	YGWA-39 (bg)	YGWA-40 (bg)	YGWC-38	YGWC-41
5/2/2017									
5/8/2017		14.2							
5/9/2017			14.4	13.9					
5/10/2017	7.9								
5/26/2017					26.2				
6/27/2017									
6/28/2017					26.1				
6/29/2017									
6/30/2017									
7/7/2017									
7/10/2017									
7/11/2017	6.71								
7/13/2017			14.1	16.6					
7/17/2017		14.1							
9/22/2017				18.4					
9/29/2017				16.1					
10/3/2017					26.7				
10/4/2017									
10/5/2017									
10/6/2017				16.6					
10/10/2017									
10/11/2017			12.4	18.1		2.74			
10/12/2017	7.05						2.9	190	44.5
10/16/2017		13.6							
11/20/2017						1.81	10.4	184	
11/21/2017									44.4
1/10/2018							10.2		
1/11/2018						1.54			43.9
1/12/2018								178	
2/19/2018		<25					<25		45.3
2/20/2018						1.71		184	
4/2/2018									
4/3/2018						1.4	6.3	174	42.7
4/4/2018	8.6		<25						
6/5/2018									
6/6/2018									
6/7/2018					25				
6/8/2018									
6/11/2018									
6/12/2018									
6/13/2018				18.7 (J)					
6/27/2018									42.2
6/28/2018						1.4	6.7	190	
8/6/2018		11.4 (J)							
8/7/2018						1.2	6.3	176	40.7
9/19/2018									
9/20/2018	15.9 (J)		12 (J)						
9/24/2018						1.1	5.7	172	38.5
9/25/2018									
9/26/2018				19.8 (J)					
9/27/2018									
10/1/2018					25				

Prediction Limit

Constituent: Calcium (mg/L) Analysis Run 3/28/2022 5:48 PM View: Appendix III

Plant Yates Client: Southern Company Data: Plant Yates AMA-R6

	YGWC-43	GWA-2 (bg)	YGWC-49	YGWC-36A	YGWA-2I (bg)	YGWA-39 (bg)	YGWA-40 (bg)	YGWC-38	YGWC-41
10/2/2018									
2/25/2019		12.7 (J)							
3/26/2019							5.6		
3/27/2019						1.5		155	
3/28/2019	8.9		11.3 (J)						26
3/29/2019					23.5 (J)				
4/1/2019									
4/2/2019									
4/3/2019									
4/4/2019				16.9 (J)					
6/12/2019		18.9							
9/24/2019					26.4				
9/25/2019									
9/26/2019			12.1	11.7					
9/27/2019									
10/8/2019		28.3							
10/9/2019	18.2					2.4	4.9	133	27.6
3/17/2020		24.3							
3/18/2020									
3/19/2020					27.4				
3/24/2020							4.8		
3/25/2020	12.1		13.2	10.6		2.7		124	29.6
3/26/2020									
9/22/2020		31							
9/23/2020					26.3				
9/24/2020			12			3.7	4.4		
9/25/2020	19.8							93.7	20.5
10/7/2020				9.9					
3/1/2021									
3/2/2021		34.2							
3/3/2021					25.6				
3/4/2021	32.2		13	5.6		8.2	4.6	87	16.4
8/19/2021									
8/20/2021		26.5							
8/25/2021									
8/26/2021						14.1		73.6	12.8
8/27/2021					22.6				
9/1/2021			12.1						
9/3/2021				4.1			5.6		
9/27/2021	4.1								
2/8/2022	9.9	25.6	12.7			15.2	6		15
2/9/2022					23.4				
2/10/2022								68.9	
2/11/2022				4.6					

Prediction Limit

Constituent: Chloride (mg/L) Analysis Run 3/28/2022 5:48 PM View: Appendix III

Plant Yates Client: Southern Company Data: Plant Yates AMA-R6

	YGWA-3I (bg)	YGWA-1I (bg)	YGWA-1D (bg)	YGWA-5D (bg)	YGWA-3D (bg)	YGWA-30I (bg)	YGWA-4I (bg)	YGWA-14S (bg)	YGWA-5I (bg)
6/1/2016	1.3	1.6	1.3						
6/2/2016				7.2	1.4	1.9	3.7	4.1	4.3
6/6/2016									
6/7/2016									
6/8/2016									
7/25/2016	1.3	1.4				1.7			
7/26/2016			1.2	6.6	1.6		3.6	4	4.4
7/27/2016									
7/28/2016									
8/1/2016									
8/30/2016									
8/31/2016									
9/1/2016									
9/2/2016									
9/13/2016		1.3	1.1						
9/14/2016	1.3			6.6			3.4		3.8
9/15/2016					1.5			4.2	
9/16/2016									
9/19/2016						1.6			
9/20/2016									
11/1/2016	1.4		1.3		1.7	1.8			
11/2/2016				7.6			4.5	4.9	
11/3/2016									
11/4/2016		1.6							4.8
11/8/2016									
11/14/2016									
11/15/2016									
11/16/2016									
11/28/2016									
12/15/2016									
1/10/2017								4.1	
1/11/2017	1.1		1.1		1.2				
1/12/2017				6.8					3.8
1/13/2017							4.2		
1/16/2017		1.4				1.7			
1/17/2017									
2/21/2017						1.7			
2/22/2017									
2/24/2017									
2/27/2017									
2/28/2017									
3/1/2017	1.1								
3/2/2017		1.3	1		1.2				
3/3/2017									
3/6/2017							3.6		
3/7/2017				6.8					4.5
3/8/2017								4.2	
3/9/2017									
4/26/2017	1.1				1.2	1.7		4.1	
4/27/2017		1.3	1						
4/28/2017									
5/1/2017				7.2			4.3		

Prediction Limit

Constituent: Chloride (mg/L) Analysis Run 3/28/2022 5:48 PM View: Appendix III

Plant Yates Client: Southern Company Data: Plant Yates AMA-R6

	YGWA-3I (bg)	YGWA-1I (bg)	YGWA-1D (bg)	YGWA-5D (bg)	YGWA-3D (bg)	YGWA-30I (bg)	YGWA-4I (bg)	YGWA-14S (bg)	YGWA-5I (bg)
5/2/2017									4.6
5/8/2017									
5/9/2017									
5/10/2017									
5/26/2017									
6/27/2017		1.4	1.1	7					4.3
6/28/2017	1.2				1.3				
6/29/2017							4.2		
6/30/2017						1.8		3.7	
7/7/2017									
7/10/2017									
7/11/2017									
7/13/2017									
7/17/2017									
9/22/2017									
9/29/2017									
10/3/2017		1.7	1.1	6.5					4.2
10/4/2017	1.2				1.5	1.8			
10/5/2017							4.7	3.8	
10/6/2017									
10/10/2017									
10/11/2017									
10/12/2017									
10/16/2017									
11/20/2017									
11/21/2017									
1/10/2018									
1/11/2018									
1/12/2018									
2/19/2018									
2/20/2018									
4/2/2018									
4/3/2018									
4/4/2018									
6/5/2018			1.1						
6/6/2018		1.4		4.7					
6/7/2018					1.2		4.4		4.5
6/8/2018	1.2							3.4	
6/11/2018						2			
6/12/2018									
6/13/2018									
6/27/2018									
6/28/2018									
8/6/2018									
8/7/2018									
9/19/2018									
9/20/2018									
9/24/2018									
9/25/2018									
9/26/2018				4.8			4.8		5.1
9/27/2018									
10/1/2018	1.2	1.4	1.1		1.5			3.8	

Prediction Limit

Constituent: Chloride (mg/L) Analysis Run 3/28/2022 5:48 PM View: Appendix III

Plant Yates Client: Southern Company Data: Plant Yates AMA-R6

	YGWA-3I (bg)	YGWA-1I (bg)	YGWA-1D (bg)	YGWA-5D (bg)	YGWA-3D (bg)	YGWA-30I (bg)	YGWA-4I (bg)	YGWA-14S (bg)	YGWA-5I (bg)
10/2/2018						1.8			
2/25/2019									
3/26/2019									
3/27/2019									
3/28/2019		1.5	1.4						
3/29/2019								4.2	
4/1/2019	1.1				1.2	1.7			
4/2/2019									
4/3/2019				4			4.3		4.2
4/4/2019									
6/12/2019									
9/24/2019		1.3	1.1	3.7					4.5
9/25/2019	1.1				1.1	1.6	4.5	4.8	
9/26/2019									
9/27/2019									
10/8/2019									
10/9/2019									
3/17/2020									
3/18/2020		1.4						5.2	
3/19/2020	1.1		1.1		1.2	1.8			
3/24/2020				3.5					4.3
3/25/2020							3.9		
3/26/2020									
9/22/2020				3.6			4.5		4.2
9/23/2020	1	1.2	0.99 (J)		1.1				
9/24/2020						1.5			
9/25/2020								5.3	
10/7/2020									
3/1/2021						1.6			
3/2/2021				3.2				4.9	4.3
3/3/2021	0.99 (J)	1.2	0.96 (J)		1.1		4.1		
3/4/2021									
8/19/2021		1.3	1.1		1.1	1.6		5	
8/20/2021									
8/25/2021									
8/26/2021				3.4			4.4		4.3
8/27/2021	1.1								
9/1/2021									
9/3/2021									
9/27/2021									
2/8/2022									
2/9/2022	1.1	1.3	1		1.1				
2/10/2022				3.2				4.7	4.4
2/11/2022						2.1	4.1		

Prediction Limit

Constituent: Chloride (mg/L) Analysis Run 3/28/2022 5:48 PM View: Appendix III

Plant Yates Client: Southern Company Data: Plant Yates AMA-R6

	YGWA-18I (bg)	YGWA-18S (bg)	YGWA-17S (bg)	YGWA-20S (bg)	YGWA-21I (bg)	YGWC-23S	YGWC-24SA	YGWA-47 (bg)	YGWC-42
6/1/2016									
6/2/2016									
6/6/2016	6.8	6.4							
6/7/2016			4.5	1.9	2.8	2.9			
6/8/2016							5.9		
7/25/2016									
7/26/2016									
7/27/2016	6.7	6.2	4.5	1.9					
7/28/2016					2.6	3.5			
8/1/2016							5.3		
8/30/2016								5.2	4.4
8/31/2016									
9/1/2016									
9/2/2016									
9/13/2016									
9/14/2016									
9/15/2016									
9/16/2016		6.1	4.5						
9/19/2016	7			1.9	2.4				
9/20/2016						2.4	5.5		
11/1/2016									
11/2/2016				2.6					
11/3/2016	7.5	7.4	5.4		2.9				
11/4/2016									
11/8/2016						2.8	6.4		
11/14/2016								6.4	
11/15/2016									
11/16/2016									4.7
11/28/2016									
12/15/2016									
1/10/2017									
1/11/2017	6.5	6.1	4.7						
1/12/2017									
1/13/2017				2.3	2.5				
1/16/2017						1.8			
1/17/2017							5.5		
2/21/2017									
2/22/2017									
2/24/2017								5.5	
2/27/2017									4.7
2/28/2017									
3/1/2017	6.9	6							
3/2/2017			4.8						
3/3/2017									
3/6/2017				1.9	2.1				
3/7/2017									
3/8/2017							5.4		
3/9/2017						1.7			
4/26/2017	7	6.5		2	2.1				
4/27/2017									
4/28/2017									
5/1/2017									

Prediction Limit

Constituent: Chloride (mg/L) Analysis Run 3/28/2022 5:48 PM View: Appendix III

Plant Yates Client: Southern Company Data: Plant Yates AMA-R6

	YGWA-18I (bg)	YGWA-18S (bg)	YGWA-17S (bg)	YGWA-20S (bg)	YGWA-21I (bg)	YGWC-23S	YGWC-24SA	YGWA-47 (bg)	YGWC-42
5/2/2017			4.6			1.8	5.7		
5/8/2017								5.8	
5/9/2017									
5/10/2017									4.4
5/26/2017									
6/27/2017									
6/28/2017	7	6.4							
6/29/2017			4.5	2.6	2.8				
6/30/2017									
7/7/2017							5.7		
7/10/2017						1.9			
7/11/2017								5.8	4.7
7/13/2017									
7/17/2017									
9/22/2017									
9/29/2017									
10/3/2017					2.2				
10/4/2017		6.8	4.7	2.6					
10/5/2017	7						6		
10/6/2017									
10/10/2017								5.9	
10/11/2017						2.4			
10/12/2017									4.3
10/16/2017									
11/20/2017									
11/21/2017									
1/10/2018									
1/11/2018									
1/12/2018									
2/19/2018									
2/20/2018									
4/2/2018								4.8	
4/3/2018									
4/4/2018									3.7
6/5/2018					1.7				
6/6/2018				2.7					
6/7/2018	6.8								
6/8/2018									
6/11/2018		6.8	4.9						
6/12/2018						1.8	6.2		
6/13/2018									
6/27/2018									
6/28/2018									
8/6/2018									
8/7/2018									
9/19/2018								4	
9/20/2018									3.8
9/24/2018									
9/25/2018	7.9	7.8	5.6	3.6	2.2				
9/26/2018							6.9		
9/27/2018						2			
10/1/2018									

Prediction Limit

Constituent: Chloride (mg/L) Analysis Run 3/28/2022 5:48 PM View: Appendix III

Plant Yates Client: Southern Company Data: Plant Yates AMA-R6

	YGWA-18I (bg)	YGWA-18S (bg)	YGWA-17S (bg)	YGWA-20S (bg)	YGWA-21I (bg)	YGWC-23S	YGWC-24SA	YGWA-47 (bg)	YGWC-42
10/2/2018									
2/25/2019									
3/26/2019									
3/27/2019								4.3	3.9
3/28/2019									
3/29/2019									
4/1/2019									
4/2/2019			4.8		2.5				
4/3/2019	6.9	6.3		3.1					
4/4/2019						1.7	5.9		
6/12/2019									
9/24/2019					3.1				
9/25/2019			5.7	2.8					
9/26/2019	7	7.1					6.5		
9/27/2019						1.7			
10/8/2019								4.4	
10/9/2019									4.1
3/17/2020								4.1	
3/18/2020									
3/19/2020									
3/24/2020	7	6.8	5	2.7	2.8				
3/25/2020									3.2
3/26/2020						1.6	5.4		
9/22/2020								4.2	
9/23/2020	7.2	7.2	6.6				9.3		
9/24/2020				2.7	2	2			3.3
9/25/2020									
10/7/2020									
3/1/2021								3.7	
3/2/2021									
3/3/2021	7	7.2	7.1	2.7			8.6		
3/4/2021					1.8	1.8			2.7
8/19/2021								3.5	
8/20/2021									
8/25/2021						2.5			3.4
8/26/2021		7.3							
8/27/2021	7.4		8.5	2.8					
9/1/2021					1.8		8.9		
9/3/2021									
9/27/2021									
2/8/2022								3.2	
2/9/2022	7.5	7	10.9	2.8	1.7				
2/10/2022						1.9	8.7		3.3
2/11/2022									

Prediction Limit

Constituent: Chloride (mg/L) Analysis Run 3/28/2022 5:48 PM View: Appendix III

Plant Yates Client: Southern Company Data: Plant Yates AMA-R6

	YGWC-43	GWA-2 (bg)	YGWC-49	YGWC-36A	YGWA-2I (bg)	YGWA-39 (bg)	YGWA-40 (bg)	YGWC-38	YGWC-41
6/1/2016									
6/2/2016									
6/6/2016									
6/7/2016									
6/8/2016									
7/25/2016									
7/26/2016									
7/27/2016									
7/28/2016									
8/1/2016									
8/30/2016									
8/31/2016	1.5	4							
9/1/2016			5.3						
9/2/2016				6.3					
9/13/2016									
9/14/2016					1.1				
9/15/2016									
9/16/2016									
9/19/2016									
9/20/2016									
11/1/2016									
11/2/2016									
11/3/2016									
11/4/2016					1.4				
11/8/2016									
11/14/2016				6.7					
11/15/2016			5.8						
11/16/2016	1.7								
11/28/2016		4.2							
12/15/2016					2.9				
1/10/2017									
1/11/2017									
1/12/2017									
1/13/2017									
1/16/2017					0.98				
1/17/2017									
2/21/2017									
2/22/2017		3.7							
2/24/2017	1.5								
2/27/2017			4.6						
2/28/2017				5.4					
3/1/2017									
3/2/2017									
3/3/2017					1.1				
3/6/2017									
3/7/2017									
3/8/2017									
3/9/2017									
4/26/2017									
4/27/2017									
4/28/2017					0.91				
5/1/2017									

Prediction Limit

Constituent: Chloride (mg/L) Analysis Run 3/28/2022 5:48 PM View: Appendix III

Plant Yates Client: Southern Company Data: Plant Yates AMA-R6

	YGWC-43	GWA-2 (bg)	YGWC-49	YGWC-36A	YGWA-2I (bg)	YGWA-39 (bg)	YGWA-40 (bg)	YGWC-38	YGWC-41
5/2/2017									
5/8/2017		4.2							
5/9/2017			5.3	5.7					
5/10/2017	1.2								
5/26/2017					0.93				
6/27/2017									
6/28/2017					1				
6/29/2017									
6/30/2017									
7/7/2017									
7/10/2017									
7/11/2017	1.5								
7/13/2017			4.7	5.4					
7/17/2017		3.8							
9/22/2017				6.9					
9/29/2017				5.5					
10/3/2017					1.2				
10/4/2017									
10/5/2017									
10/6/2017				5.5					
10/10/2017									
10/11/2017			5.8	6.4		2.4			
10/12/2017	1.6						3.8	6	3.1
10/16/2017		4.2							
11/20/2017						1.8	4.4	6.9	
11/21/2017									4.2
1/10/2018							4.6		
1/11/2018						1.6			3.8
1/12/2018								6.6	
2/19/2018		4.3					4.6		3.5
2/20/2018						2		6.2	
4/2/2018									
4/3/2018						3.3	5.9	6.9	4.4
4/4/2018	1.8		4.3						
6/5/2018									
6/6/2018									
6/7/2018					1				
6/8/2018									
6/11/2018									
6/12/2018									
6/13/2018				5.6					
6/27/2018									3.6
6/28/2018						2.1	5	6.4	
8/6/2018		3.8							
8/7/2018						1.2	4.3	5.5	3.3
9/19/2018									
9/20/2018	1.9		4.8						
9/24/2018						1.3	4.9	5.9	3.3
9/25/2018									
9/26/2018				6					
9/27/2018									
10/1/2018					1.1				

Prediction Limit

Constituent: Chloride (mg/L) Analysis Run 3/28/2022 5:48 PM View: Appendix III

Plant Yates Client: Southern Company Data: Plant Yates AMA-R6

	YGWC-43	GWA-2 (bg)	YGWC-49	YGWC-36A	YGWA-2I (bg)	YGWA-39 (bg)	YGWA-40 (bg)	YGWC-38	YGWC-41
10/2/2018									
2/25/2019		4.1							
3/26/2019							4.4		
3/27/2019						1.4		6.2	
3/28/2019	1.8		4.4						3.2
3/29/2019					1.2				
4/1/2019									
4/2/2019									
4/3/2019									
4/4/2019				5.4					
6/12/2019		4.7							
9/24/2019					0.95 (J)				
9/25/2019									
9/26/2019			5	7.1					
9/27/2019									
10/8/2019		5.1							
10/9/2019	2.3					2.1	5.1	5	3.3
3/17/2020		4.8							
3/18/2020									
3/19/2020					0.97 (J)				
3/24/2020							4.7		
3/25/2020	1.8		4.1	6.3		1.9		4	2.7
3/26/2020									
9/22/2020		4.2							
9/23/2020					0.88 (J)				
9/24/2020			4.6			2.7	5		
9/25/2020	2.3							4	3
10/7/2020				8.7					
3/1/2021									
3/2/2021		4.1							
3/3/2021					0.86 (J)				
3/4/2021	2.1		4.1	6.6		4.9	4.9	3.9	3.4
8/19/2021									
8/20/2021		5.2							
8/25/2021									
8/26/2021						7.2		4.1	3.6
8/27/2021					0.99 (J)				
9/1/2021			4.4						
9/3/2021				7			5.5		
9/27/2021	1.1								
2/8/2022	2.1	5.7	4.2			7.4	6.2		3.5
2/9/2022					1 (J)				
2/10/2022								4	
2/11/2022				6.6					

Prediction Limit

Constituent: Fluoride (mg/L) Analysis Run 3/28/2022 5:48 PM View: Appendix III

Plant Yates Client: Southern Company Data: Plant Yates AMA-R6

	YGWA-1I (bg)	YGWA-3I (bg)	YGWA-1D (bg)	YGWA-30I (bg)	YGWA-4I (bg)	YGWA-3D (bg)	YGWA-5D (bg)	YGWA-14S (bg)	YGWA-5I (bg)
6/1/2016	<0.1	0.15 (J)	0.12 (J)						
6/2/2016				<0.1	<0.1	0.62	0.11 (J)	<0.1	<0.1
6/6/2016									
6/7/2016									
6/8/2016									
7/25/2016	0.06 (J)	0.14 (J)		0.06 (J)					
7/26/2016			0.08 (J)		<0.1	0.49	0.05 (J)	0.02 (J)	<0.1
7/27/2016									
7/28/2016									
8/1/2016									
8/30/2016									
8/31/2016									
9/1/2016									
9/2/2016									
9/13/2016	<0.1		0.11 (J)						
9/14/2016		0.18 (J)			<0.1		0.04 (J)		<0.1
9/15/2016						0.54		<0.1	
9/16/2016									
9/19/2016				<0.1					
9/20/2016									
11/1/2016		<0.1	<0.1	<0.1		0.68			
11/2/2016					<0.1		<0.1	<0.1	
11/3/2016									
11/4/2016	<0.1								<0.1
11/8/2016									
11/14/2016									
11/15/2016									
11/16/2016									
11/28/2016									
12/15/2016									
1/10/2017								<0.1	
1/11/2017		0.09 (J)	0.05 (J)			0.49			
1/12/2017							0.04 (J)		<0.1
1/13/2017					<0.1				
1/16/2017	<0.1			<0.1					
1/17/2017									
2/21/2017				<0.1					
2/22/2017									
2/24/2017									
2/27/2017									
2/28/2017									
3/1/2017		<0.1							
3/2/2017	<0.1		<0.1			0.48			
3/3/2017									
3/6/2017					<0.1				
3/7/2017							<0.1		<0.1
3/8/2017								<0.1	
3/9/2017									
4/26/2017		0.08 (J)		<0.1		0.48		<0.1	
4/27/2017	0.01 (J)		0.04 (J)						
4/28/2017									
5/1/2017					<0.1		<0.1		

Prediction Limit

Constituent: Fluoride (mg/L) Analysis Run 3/28/2022 5:48 PM View: Appendix III

Plant Yates Client: Southern Company Data: Plant Yates AMA-R6

	YGWA-1I (bg)	YGWA-3I (bg)	YGWA-1D (bg)	YGWA-30I (bg)	YGWA-4I (bg)	YGWA-3D (bg)	YGWA-5D (bg)	YGWA-14S (bg)	YGWA-5I (bg)
5/2/2017									<0.1
5/8/2017									
5/9/2017									
5/10/2017									
5/26/2017									
6/27/2017	<0.1		<0.1				<0.1		<0.1
6/28/2017		0.12 (J)				0.47			
6/29/2017					<0.1				
6/30/2017				<0.1				<0.1	
7/7/2017									
7/10/2017									
7/11/2017									
7/13/2017									
7/17/2017									
9/22/2017									
9/29/2017									
10/3/2017	<0.1		<0.1				<0.1		<0.1
10/4/2017		<0.1		<0.1		<0.1			
10/5/2017					<0.1			<0.1	
10/6/2017									
10/10/2017									
10/11/2017									
10/12/2017									
10/16/2017									
11/20/2017									
11/21/2017									
1/10/2018									
1/11/2018									
1/12/2018									
2/19/2018									
2/20/2018									
3/27/2018	<0.1			<0.1				<0.1	
3/28/2018		<0.1				0.56			
3/29/2018			<0.1		<0.1		<0.1		<0.1
3/30/2018									
4/2/2018									
4/3/2018									
4/4/2018									
6/5/2018			0.055 (J)						
6/6/2018	<0.1						0.15 (J)		
6/7/2018					<0.1	0.48			<0.1
6/8/2018		0.2 (J)						<0.1	
6/11/2018				<0.1					
6/12/2018									
6/13/2018									
6/27/2018									
6/28/2018									
8/6/2018									
8/7/2018									
9/19/2018									
9/20/2018									
9/24/2018									

Prediction Limit

Constituent: Fluoride (mg/L) Analysis Run 3/28/2022 5:48 PM View: Appendix III

Plant Yates Client: Southern Company Data: Plant Yates AMA-R6

	YGWA-1I (bg)	YGWA-3I (bg)	YGWA-1D (bg)	YGWA-30I (bg)	YGWA-4I (bg)	YGWA-3D (bg)	YGWA-5D (bg)	YGWA-14S (bg)	YGWA-5I (bg)
9/25/2018									
9/26/2018					<0.1		<0.1		<0.1
9/27/2018									
10/1/2018	<0.1	<0.1	<0.1			0.44		<0.1	
10/2/2018				<0.1					
2/25/2019									
2/26/2019				<0.1				<0.1	
2/27/2019	<0.1	0.13 (J)	0.052 (J)			0.53			
3/4/2019					<0.1		0.19 (J)		<0.1
3/5/2019									
3/6/2019									
3/26/2019									
3/27/2019									
3/28/2019	<0.1		0.036 (J)						
3/29/2019								<0.1	
4/1/2019		0.1 (J)		<0.1		0.45			
4/2/2019									
4/3/2019					<0.1		0.047 (J)		<0.1
4/4/2019									
6/12/2019									
8/19/2019									
8/20/2019									
8/21/2019									
8/22/2019									
9/24/2019	<0.1		0.063 (J)				0.05 (J)		<0.1
9/25/2019		0.1 (J)		<0.1	<0.1	0.46		<0.1	
9/26/2019									
9/27/2019									
10/8/2019									
10/9/2019									
2/10/2020	<0.1		0.061 (J)						
2/11/2020		0.094 (J)							
2/12/2020				<0.1	<0.1	0.4	<0.1	<0.1	<0.1
3/17/2020									
3/18/2020	<0.1							<0.1	
3/19/2020		0.11 (J)	0.064 (J)	<0.1		0.51			
3/24/2020							<0.1		<0.1
3/25/2020					<0.1				
3/26/2020									
8/26/2020									
8/27/2020									
9/22/2020					<0.1		0.056 (J)		<0.1
9/23/2020	<0.1	0.098 (J)	0.058 (J)			0.47			
9/24/2020				<0.1					
9/25/2020								<0.1	
10/7/2020									
2/8/2021							0.055 (J)		<0.1
2/9/2021					<0.1				
2/10/2021		<0.1				0.43		<0.1	
2/11/2021				<0.1					
2/12/2021	<0.1		0.068 (J)						
3/1/2021				<0.1					

Prediction Limit

Constituent: Fluoride (mg/L) Analysis Run 3/28/2022 5:48 PM View: Appendix III

Plant Yates Client: Southern Company Data: Plant Yates AMA-R6

	YGWA-1I (bg)	YGWA-3I (bg)	YGWA-1D (bg)	YGWA-30I (bg)	YGWA-4I (bg)	YGWA-3D (bg)	YGWA-5D (bg)	YGWA-14S (bg)	YGWA-5I (bg)
3/2/2021							<0.1	<0.1	<0.1
3/3/2021	<0.1	0.1	0.078 (J)		<0.1	0.44			
3/4/2021									
8/19/2021	<0.1		0.074 (J)	<0.1		0.47		<0.1	
8/20/2021									
8/25/2021									
8/26/2021					<0.1		0.061 (J)		<0.1
8/27/2021		0.12							
9/1/2021									
9/3/2021									
9/27/2021									
2/8/2022									
2/9/2022	<0.1	0.097 (J)	0.057 (J)			0.43			
2/10/2022							0.055 (J)	<0.1	<0.1
2/11/2022				<0.1	<0.1				

Prediction Limit

Constituent: Fluoride (mg/L) Analysis Run 3/28/2022 5:48 PM View: Appendix III

Plant Yates Client: Southern Company Data: Plant Yates AMA-R6

	YGWA-18S (bg)	YGWA-18I (bg)	YGWA-21I (bg)	YGWA-20S (bg)	YGWC-23S	YGWA-17S (bg)	YGWC-24SA	YGWA-47 (bg)	YGWC-42
6/1/2016									
6/2/2016									
6/6/2016	<0.1	<0.1							
6/7/2016			<0.1	<0.1	<0.1	<0.1			
6/8/2016							<0.1		
7/25/2016									
7/26/2016									
7/27/2016	<0.1	<0.1		<0.1		<0.1			
7/28/2016			0.02 (J)		0.03 (J)				
8/1/2016							<0.1		
8/30/2016								0.09 (J)	0.02 (J)
8/31/2016									
9/1/2016									
9/2/2016									
9/13/2016									
9/14/2016									
9/15/2016									
9/16/2016	<0.1					<0.1			
9/19/2016		<0.1	0.02 (J)	<0.1					
9/20/2016					<0.1		<0.1		
11/1/2016									
11/2/2016				<0.1					
11/3/2016	<0.1	<0.1	<0.1			<0.1			
11/4/2016									
11/8/2016					<0.1		<0.1		
11/14/2016								0.18 (J)	
11/15/2016									
11/16/2016									0.07 (J)
11/28/2016									
12/15/2016									
1/10/2017									
1/11/2017	<0.1	<0.1				<0.1			
1/12/2017									
1/13/2017			<0.1	<0.1					
1/16/2017					<0.1				
1/17/2017							<0.1		
2/21/2017									
2/22/2017									
2/24/2017								0.05 (J)	
2/27/2017									0.06 (J)
2/28/2017									
3/1/2017	<0.1	<0.1							
3/2/2017						<0.1			
3/3/2017									
3/6/2017			<0.1	<0.1					
3/7/2017									
3/8/2017							<0.1		
3/9/2017					<0.1				
4/26/2017	<0.1	<0.1	0.04 (J)	<0.1					
4/27/2017									
4/28/2017									
5/1/2017									

Prediction Limit

Constituent: Fluoride (mg/L) Analysis Run 3/28/2022 5:48 PM View: Appendix III

Plant Yates Client: Southern Company Data: Plant Yates AMA-R6

	YGWA-18S (bg)	YGWA-18I (bg)	YGWA-21I (bg)	YGWA-20S (bg)	YGWC-23S	YGWA-17S (bg)	YGWC-24SA	YGWA-47 (bg)	YGWC-42
5/2/2017					<0.1	<0.1	<0.1		
5/8/2017								0.03 (J)	
5/9/2017									
5/10/2017									<0.1
5/26/2017									
6/27/2017									
6/28/2017	<0.1	<0.1							
6/29/2017			<0.1	<0.1		<0.1			
6/30/2017									
7/7/2017							<0.1		
7/10/2017					<0.1				
7/11/2017								0.07 (J)	<0.1
7/13/2017									
7/17/2017									
9/22/2017									
9/29/2017									
10/3/2017			<0.1						
10/4/2017	<0.1			<0.1		<0.1			
10/5/2017		<0.1					<0.1		
10/6/2017									
10/10/2017								<0.1	
10/11/2017					<0.1				
10/12/2017									<0.1
10/16/2017									
11/20/2017									
11/21/2017									
1/10/2018									
1/11/2018									
1/12/2018									
2/19/2018									
2/20/2018									
3/27/2018									
3/28/2018	<0.1	<0.1				<0.1			
3/29/2018			<0.1	<0.1					
3/30/2018					<0.1		<0.1		
4/2/2018								<0.1	
4/3/2018									
4/4/2018									<0.1
6/5/2018			0.13 (J)						
6/6/2018				<0.1					
6/7/2018		<0.1							
6/8/2018									
6/11/2018	<0.1					<0.1			
6/12/2018					<0.1		<0.1		
6/13/2018									
6/27/2018									
6/28/2018									
8/6/2018									
8/7/2018									
9/19/2018								<0.1	
9/20/2018									0.041 (J)
9/24/2018									

Prediction Limit

Constituent: Fluoride (mg/L) Analysis Run 3/28/2022 5:48 PM View: Appendix III

Plant Yates Client: Southern Company Data: Plant Yates AMA-R6

	YGWA-18S (bg)	YGWA-18I (bg)	YGWA-21I (bg)	YGWA-20S (bg)	YGWC-23S	YGWA-17S (bg)	YGWC-24SA	YGWA-47 (bg)	YGWC-42
9/25/2018	<0.1	<0.1	0 (J)	<0.1		<0.1			
9/26/2018							<0.1		
9/27/2018					<0.1				
10/1/2018									
10/2/2018									
2/25/2019									
2/26/2019									
2/27/2019									
3/4/2019									
3/5/2019	<0.1		0.32	<0.1		<0.1	<0.1		
3/6/2019		<0.1			<0.1				
3/26/2019									
3/27/2019								0.081 (J)	<0.1
3/28/2019									
3/29/2019									
4/1/2019									
4/2/2019			0.12 (J)			<0.1			
4/3/2019	<0.1	<0.1		<0.1					
4/4/2019					0.049 (J)		0.033 (J)		
6/12/2019									
8/19/2019									
8/20/2019								<0.1	
8/21/2019									
8/22/2019									<0.1
9/24/2019			0.15 (J)						
9/25/2019				<0.1		<0.1			
9/26/2019	<0.1	<0.1					0.098 (J)		
9/27/2019					0.12 (J)				
10/8/2019								0.034 (J)	
10/9/2019									<0.1
2/10/2020									
2/11/2020	<0.1	<0.1				<0.1			
2/12/2020			0.1 (J)	<0.1					
3/17/2020								<0.1	
3/18/2020									
3/19/2020									
3/24/2020	<0.1	<0.1	0.081 (J)	<0.1		<0.1			
3/25/2020									<0.1
3/26/2020					<0.1		<0.1		
8/26/2020									
8/27/2020								<0.1	
9/22/2020								<0.1	
9/23/2020	<0.1	<0.1				<0.1	<0.1		
9/24/2020			0.079 (J)	<0.1	<0.1				<0.1
9/25/2020									
10/7/2020									
2/8/2021									
2/9/2021	<0.1	<0.1	0.092 (J)	<0.1	<0.1		<0.1		
2/10/2021									<0.1
2/11/2021									
2/12/2021									
3/1/2021								<0.1	

Prediction Limit

Constituent: Fluoride (mg/L) Analysis Run 3/28/2022 5:48 PM View: Appendix III

Plant Yates Client: Southern Company Data: Plant Yates AMA-R6

	YGWA-18S (bg)	YGWA-18I (bg)	YGWA-21I (bg)	YGWA-20S (bg)	YGWC-23S	YGWA-17S (bg)	YGWC-24SA	YGWA-47 (bg)	YGWC-42
3/2/2021									
3/3/2021	<0.1	<0.1		<0.1		<0.1	<0.1		
3/4/2021			0.091 (J)		<0.1				<0.1
8/19/2021								<0.1	
8/20/2021									
8/25/2021					<0.1				<0.1
8/26/2021	<0.1								
8/27/2021		<0.1		<0.1		<0.1			
9/1/2021			0.11				<0.1		
9/3/2021									
9/27/2021									
2/8/2022								<0.1	
2/9/2022	<0.1	<0.1	0.1	<0.1		<0.1			
2/10/2022					<0.1		<0.1		<0.1
2/11/2022									

Prediction Limit

Constituent: Fluoride (mg/L) Analysis Run 3/28/2022 5:48 PM View: Appendix III

Plant Yates Client: Southern Company Data: Plant Yates AMA-R6

	YGWC-43	GWA-2 (bg)	YGWC-49	YGWC-36A	YGWA-2I (bg)	YGWA-39 (bg)	YGWC-38	YGWC-41	YGWA-40 (bg)
6/1/2016									
6/2/2016									
6/6/2016									
6/7/2016									
6/8/2016									
7/25/2016									
7/26/2016									
7/27/2016									
7/28/2016									
8/1/2016									
8/30/2016									
8/31/2016	0.12 (J)	0.14 (J)							
9/1/2016			0.09 (J)						
9/2/2016				0.05 (J)					
9/13/2016									
9/14/2016					0.08 (J)				
9/15/2016									
9/16/2016									
9/19/2016									
9/20/2016									
11/1/2016									
11/2/2016									
11/3/2016									
11/4/2016					<0.1				
11/8/2016									
11/14/2016				0.18 (J)					
11/15/2016			0.16 (J)						
11/16/2016	0.2 (J)								
11/28/2016		0.12 (J)							
12/15/2016					0.06 (J)				
1/10/2017									
1/11/2017									
1/12/2017									
1/13/2017									
1/16/2017					0.1 (J)				
1/17/2017									
2/21/2017									
2/22/2017		0.09 (J)							
2/24/2017	0.21 (J)								
2/27/2017			0.06 (J)						
2/28/2017				0.09 (J)					
3/1/2017									
3/2/2017									
3/3/2017					<0.1				
3/6/2017									
3/7/2017									
3/8/2017									
3/9/2017									
4/26/2017									
4/27/2017									
4/28/2017					0.06 (J)				
5/1/2017									

Prediction Limit

Constituent: Fluoride (mg/L) Analysis Run 3/28/2022 5:48 PM View: Appendix III

Plant Yates Client: Southern Company Data: Plant Yates AMA-R6

	YGWC-43	GWA-2 (bg)	YGWC-49	YGWC-36A	YGWA-2I (bg)	YGWA-39 (bg)	YGWC-38	YGWC-41	YGWA-40 (bg)
5/2/2017									
5/8/2017		0.05 (J)							
5/9/2017			0.05 (J)	0.009 (J)					
5/10/2017	0.04 (J)								
5/26/2017					0.09 (J)				
6/27/2017									
6/28/2017					0.11 (J)				
6/29/2017									
6/30/2017									
7/7/2017									
7/10/2017									
7/11/2017	0.2 (J)								
7/13/2017			<0.1	<0.1					
7/17/2017		0.14 (J)							
9/22/2017				0.09 (J)					
9/29/2017				<0.1					
10/3/2017					<0.1				
10/4/2017									
10/5/2017									
10/6/2017				<0.1					
10/10/2017									
10/11/2017			0.14 (J)	<0.1		<0.1			
10/12/2017	0.1 (J)						<0.1	<0.1	<0.1
10/16/2017		0.12 (J)							
11/20/2017						<0.1	0.2 (J)		<0.1
11/21/2017								<0.1	
1/10/2018									<0.1
1/11/2018						<0.1		<0.1	
1/12/2018							0.21 (J)		
2/19/2018		0.17						<0.1	<0.1
2/20/2018						0.23	<0.1		
3/27/2018									
3/28/2018					0.31				
3/29/2018									
3/30/2018				<0.1					
4/2/2018									
4/3/2018						<0.1	0.41	<0.1	<0.1
4/4/2018	<0.1		<0.1						
6/5/2018									
6/6/2018									
6/7/2018					0.11 (J)				
6/8/2018									
6/11/2018									
6/12/2018									
6/13/2018				<0.1					
6/27/2018								<0.1	
6/28/2018						<0.1	0.43		<0.1
8/6/2018		0.087 (J)							
8/7/2018						0.048 (J)	<0.1	0.11 (J)	<0.1
9/19/2018									
9/20/2018	<0.1		<0.1						
9/24/2018						<0.1	0.034 (J)	<0.1	<0.1

Prediction Limit

Constituent: Fluoride (mg/L) Analysis Run 3/28/2022 5:48 PM View: Appendix III

Plant Yates Client: Southern Company Data: Plant Yates AMA-R6

	YGWC-43	GWA-2 (bg)	YGWC-49	YGWC-36A	YGWA-2I (bg)	YGWA-39 (bg)	YGWC-38	YGWC-41	YGWA-40 (bg)
9/25/2018									
9/26/2018				<0.1					
9/27/2018									
10/1/2018					<0.1				
10/2/2018									
2/25/2019		0.14 (J)							
2/26/2019									
2/27/2019					0.12 (J)				
3/4/2019									
3/5/2019									
3/6/2019				<0.1					
3/26/2019									<0.1
3/27/2019						<0.1	0.24 (J)		
3/28/2019	0.078 (J)		<0.1					0.1 (J)	
3/29/2019					0.13 (J)				
4/1/2019									
4/2/2019									
4/3/2019									
4/4/2019				0.043 (J)					
6/12/2019		0.12 (J)							
8/19/2019		<0.1							
8/20/2019									
8/21/2019	0.062 (J)					<0.1			<0.1
8/22/2019							<0.1	<0.1	
9/24/2019					0.081 (J)				
9/25/2019									
9/26/2019			0.09 (J)	0.094 (J)					
9/27/2019									
10/8/2019		0.052 (J)							
10/9/2019	<0.1					<0.1	<0.1	<0.1	<0.1
2/10/2020									
2/11/2020					0.075 (J)				
2/12/2020						<0.1			<0.1
3/17/2020		0.053 (J)							
3/18/2020									
3/19/2020					0.093 (J)				
3/24/2020									<0.1
3/25/2020	0.073 (J)		<0.1	<0.1		<0.1	<0.1	<0.1	
3/26/2020									
8/26/2020		0.068 (J)							
8/27/2020									
9/22/2020		0.058 (J)							
9/23/2020					0.08 (J)				
9/24/2020			<0.1			<0.1			<0.1
9/25/2020	<0.1						<0.1	<0.1	
10/7/2020				<0.1					
2/8/2021									
2/9/2021	0.058 (J)		<0.1				<0.1		
2/10/2021				<0.1	0.094 (J)	<0.1		<0.1	<0.1
2/11/2021									
2/12/2021									
3/1/2021									

Prediction Limit

Constituent: Fluoride (mg/L) Analysis Run 3/28/2022 5:48 PM View: Appendix III

Plant Yates Client: Southern Company Data: Plant Yates AMA-R6

	YGWC-43	GWA-2 (bg)	YGWC-49	YGWC-36A	YGWA-2I (bg)	YGWA-39 (bg)	YGWC-38	YGWC-41	YGWA-40 (bg)
3/2/2021		0.073 (J)							
3/3/2021					0.085 (J)				
3/4/2021	0.063 (J)		<0.1	<0.1		<0.1	<0.1	<0.1	<0.1
8/19/2021									
8/20/2021		0.06 (J)							
8/25/2021									
8/26/2021						0.063 (J)	<0.1	<0.1	
8/27/2021					0.12				
9/1/2021			<0.1						
9/3/2021				<0.1					<0.1
9/27/2021	0.1								
2/8/2022	0.066 (J)	0.064 (J)	<0.1			0.052 (J)		<0.1	<0.1
2/9/2022					0.094 (J)				
2/10/2022							<0.1		
2/11/2022				<0.1					

Prediction Limit

Constituent: pH (S.U.) Analysis Run 3/28/2022 5:48 PM View: Appendix III

Plant Yates Client: Southern Company Data: Plant Yates AMA-R6

	GWA-2 (bg)	YGWA-1I (bg)	YGWA-3I (bg)	YGWA-1D (bg)	YGWA-14S (bg)	YGWA-5D (bg)	YGWA-4I (bg)	YGWA-30I (bg)	YGWA-3D (bg)
8/27/2008	6.53								
3/3/2009	6.35								
11/18/2009	6.47								
3/3/2010	6.53								
3/10/2011	5.83								
9/8/2011	5.69								
3/5/2012	6.27								
9/10/2012	6.23								
2/6/2013	7.56								
8/12/2013	6.68								
2/5/2014	6.32								
8/3/2015	6.13 (D)								
2/16/2016	5.64								
6/1/2016		6.33	7.72	7.46					
6/2/2016					5.46	7.67	6.36	5.75	7.84
6/6/2016									
6/7/2016									
6/8/2016									
7/25/2016		6.21	7.74					5.82	
7/26/2016				7.43	5.45	7.66	6.22		7.88
7/27/2016									
7/28/2016									
8/1/2016									
8/30/2016									
8/31/2016									
9/1/2016									
9/2/2016									
9/13/2016		6.16		7.44					
9/14/2016			7.65			7.6	6.23		
9/15/2016					5.45				7.74
9/16/2016									
9/19/2016								5.78 (D)	
9/20/2016									
11/1/2016			7.7	7.24				5.62	7.75
11/2/2016					5.41	7.35	6.08		
11/3/2016									
11/4/2016		6.29							
11/8/2016									
11/14/2016									
11/15/2016									
11/16/2016									
11/28/2016	6.23								
12/15/2016									
1/10/2017					5.37				
1/11/2017			7.53	7.3					7.66
1/12/2017						7.49			
1/13/2017							6.19		
1/16/2017		6.29						5.72	
1/17/2017									
2/21/2017								5.67	
2/22/2017	6.21								
2/24/2017									

Prediction Limit

Constituent: pH (S.U.) Analysis Run 3/28/2022 5:48 PM View: Appendix III

Plant Yates Client: Southern Company Data: Plant Yates AMA-R6

	GWA-2 (bg)	YGWA-1I (bg)	YGWA-3I (bg)	YGWA-1D (bg)	YGWA-14S (bg)	YGWA-5D (bg)	YGWA-4I (bg)	YGWA-30I (bg)	YGWA-3D (bg)
2/27/2017									
2/28/2017									
3/1/2017			7.42						
3/2/2017		6.28		7.23					7.68
3/3/2017									
3/6/2017							6.2		
3/7/2017						7.43			
3/8/2017					5.41				
3/9/2017									
4/26/2017			7.4		5.02			5.56	7.45
4/27/2017		6.09		6.99					
4/28/2017									
5/1/2017						7.22	6.21		
5/2/2017									
5/8/2017	6.12								
5/9/2017									
5/10/2017									
5/26/2017									
6/27/2017		6.21		6.87		7.32			
6/28/2017			7.5						7.65
6/29/2017							6.21		
6/30/2017					5.39			5.72	
7/7/2017									
7/10/2017									
7/11/2017									
7/13/2017									
7/17/2017	6.03								
9/22/2017									
9/29/2017									
10/3/2017		5.98		6.81		7.48			
10/4/2017			7.45					5.87	7.49
10/5/2017					5.49		6.16		
10/6/2017									
10/10/2017									
10/11/2017									
10/12/2017									
10/16/2017	6.12								
11/20/2017									
11/21/2017									
1/10/2018									
1/11/2018									
1/12/2018									
2/19/2018	6.13								
2/20/2018									
3/27/2018		6.25			5.47			5.83	
3/28/2018			7.74						7.91
3/29/2018				7.38		7.02	6.09		
3/30/2018									
4/2/2018									
4/3/2018									
4/4/2018									
6/5/2018				7.16					

Prediction Limit

Constituent: pH (S.U.) Analysis Run 3/28/2022 5:48 PM View: Appendix III

Plant Yates Client: Southern Company Data: Plant Yates AMA-R6

	GWA-2 (bg)	YGWA-1I (bg)	YGWA-3I (bg)	YGWA-1D (bg)	YGWA-14S (bg)	YGWA-5D (bg)	YGWA-4I (bg)	YGWA-30I (bg)	YGWA-3D (bg)
6/6/2018		6.17				7.43			
6/7/2018							6.12		7.69
6/8/2018			7.64		5.45				
6/11/2018								5.69	
6/12/2018									
6/13/2018									
6/27/2018									
6/28/2018									
8/6/2018	6.01								
8/7/2018									
9/19/2018									
9/20/2018									
9/24/2018									
9/25/2018									
9/26/2018						7.13	5.84		
9/27/2018									
10/1/2018		5.9	7.47	6.8	5.39				7.39
10/2/2018								5.39	
2/25/2019	6.51								
2/26/2019					5.46			5.77	
2/27/2019		5.8	7.54	6.84					7.55
3/4/2019						7.46	6.18		
3/5/2019									
3/6/2019									
3/26/2019									
3/27/2019									
3/28/2019		6.15		6.99					
3/29/2019					5.34				
4/1/2019			7.74					5.62	7.87
4/2/2019									
4/3/2019						7.11	6.43		
4/4/2019									
6/12/2019	6.3								
8/19/2019	6.23								
8/20/2019									
8/21/2019									
8/22/2019									
9/24/2019		6.23		7.07		6.93			
9/25/2019			7.47		5.19		6.2	5.69	7.64
9/26/2019									
9/27/2019									
10/8/2019	6.28								
10/9/2019									
2/10/2020		6.1		7.2					
2/11/2020			7.09						
2/12/2020					5.48	7.52	6.15	5.8	7.83
3/17/2020	6.14								
3/18/2020		6.19			5.38				
3/19/2020			7.31	7.03				6	7.65
3/24/2020						7.34			
3/25/2020							6.26		
3/26/2020									

Prediction Limit

Constituent: pH (S.U.) Analysis Run 3/28/2022 5:48 PM View: Appendix III

Plant Yates Client: Southern Company Data: Plant Yates AMA-R6

	GWA-2 (bg)	YGWA-1I (bg)	YGWA-3I (bg)	YGWA-1D (bg)	YGWA-14S (bg)	YGWA-5D (bg)	YGWA-4I (bg)	YGWA-30I (bg)	YGWA-3D (bg)
5/6/2020	6.24								
8/26/2020	5.67								
8/27/2020									
9/22/2020	5.78					7.19 (D)	5.8 (D)		
9/23/2020		6.01	7.37	7.15					7.57
9/24/2020								5.67	
9/25/2020					5.44				
10/7/2020									
2/8/2021									
2/9/2021							6.06		
2/10/2021			7.58		5.35				7.81
2/11/2021								5.73	
2/12/2021		6.21		7.14					
3/1/2021								5.78	
3/2/2021	5.42				5.49	7.15			
3/3/2021		5.38	8.23	7.2			6.21		8.39
3/4/2021									
8/19/2021		6.38		6.32	7.32				5.34
8/20/2021	5.86								
8/25/2021									
8/26/2021						7.16	5.82		
8/27/2021			7.39						
9/1/2021									
9/3/2021									
9/27/2021									
2/8/2022	5.83								
2/9/2022		6.24	7.66	7.12					7.97
2/10/2022					4.5	6.99			
2/11/2022							5.95	5.59	

Prediction Limit

Constituent: pH (S.U.) Analysis Run 3/28/2022 5:48 PM View: Appendix III

Plant Yates Client: Southern Company Data: Plant Yates AMA-R6

	YGWA-5I (bg)	YGWA-18S (bg)	YGWA-18I (bg)	YGWA-20S (bg)	YGWA-21I (bg)	YGWA-17S (bg)	YGWC-23S	YGWC-24SA	YGWA-47 (bg)
8/27/2008									
3/3/2009									
11/18/2009									
3/3/2010									
3/10/2011									
9/8/2011									
3/5/2012									
9/10/2012									
2/6/2013									
8/12/2013									
2/5/2014									
8/3/2015									
2/16/2016									
6/1/2016									
6/2/2016	5.75								
6/6/2016		5.71	6.17						
6/7/2016				5.77	6.1	5.62	5.57		
6/8/2016								5.65	
7/25/2016									
7/26/2016	5.72								
7/27/2016		5.46	6.14	5.79		5.59			
7/28/2016					6.12		5.6		
8/1/2016								5.47	
8/30/2016									5.75
8/31/2016									
9/1/2016									
9/2/2016									
9/13/2016									
9/14/2016	5.74								
9/15/2016									
9/16/2016						5.58			
9/19/2016		5.59	6.04	5.73	6.12				
9/20/2016							5.53	5.61	
11/1/2016									
11/2/2016				5.67					
11/3/2016		5.39	5.97		6.07	5.59			
11/4/2016	5.61								
11/8/2016							5.53	5.55	
11/14/2016									5.59
11/15/2016									
11/16/2016									
11/28/2016									
12/15/2016									
1/10/2017									
1/11/2017		5.48	6.05			5.59			
1/12/2017	5.71								
1/13/2017				5.79	6.41				
1/16/2017							5.59		
1/17/2017								5.53	
2/21/2017									
2/22/2017									
2/24/2017									5.49

Prediction Limit

Constituent: pH (S.U.) Analysis Run 3/28/2022 5:48 PM View: Appendix III

Plant Yates Client: Southern Company Data: Plant Yates AMA-R6

	YGWA-5I (bg)	YGWA-18S (bg)	YGWA-18I (bg)	YGWA-20S (bg)	YGWA-21I (bg)	YGWA-17S (bg)	YGWC-23S	YGWC-24SA	YGWA-47 (bg)
2/27/2017									
2/28/2017									
3/1/2017		5.41	5.94						
3/2/2017						5.54			
3/3/2017									
3/6/2017				5.63	6.34				
3/7/2017	5.66								
3/8/2017								5.62	
3/9/2017							5.56		
4/26/2017		5.4	5.99	5.66	6.32				
4/27/2017									
4/28/2017									
5/1/2017									
5/2/2017	5.65					5.47	5.61	5.46	
5/8/2017									5.58
5/9/2017									
5/10/2017									
5/26/2017									
6/27/2017	5.7								
6/28/2017		5.36	6						
6/29/2017				5.85	6.47	5.56			
6/30/2017									
7/7/2017								5.81	
7/10/2017							5.68		
7/11/2017									5.58
7/13/2017									
7/17/2017									
9/22/2017									
9/29/2017									
10/3/2017	5.79				6.56				
10/4/2017		5.32		5.83		5.57			
10/5/2017			6.11					5.45	
10/6/2017									
10/10/2017									5.49
10/11/2017							5.46		
10/12/2017									
10/16/2017									
11/20/2017									
11/21/2017									
1/10/2018									
1/11/2018									
1/12/2018									
2/19/2018									
2/20/2018									
3/27/2018									
3/28/2018		5.34	6.1			5.59			
3/29/2018	5.63			5.93	6.75				
3/30/2018							5.73	5.64	
4/2/2018									6.3 (O)
4/3/2018									
4/4/2018									
6/5/2018					6.09				

Prediction Limit

Constituent: pH (S.U.) Analysis Run 3/28/2022 5:48 PM View: Appendix III

Plant Yates Client: Southern Company Data: Plant Yates AMA-R6

	YGWA-5I (bg)	YGWA-18S (bg)	YGWA-18I (bg)	YGWA-20S (bg)	YGWA-21I (bg)	YGWA-17S (bg)	YGWC-23S	YGWC-24SA	YGWA-47 (bg)
6/6/2018				5.86					
6/7/2018	5.63		5.98						
6/8/2018									
6/11/2018		5.28				5.58			
6/12/2018							5.63	5.64	
6/13/2018									
6/27/2018									
6/28/2018									
8/6/2018									
8/7/2018									
9/19/2018									5.48
9/20/2018									
9/24/2018									
9/25/2018		4.86	5.81	5.84	6.67	5.59			
9/26/2018	5.63							5.61	
9/27/2018							5.47		
10/1/2018									
10/2/2018									
2/25/2019									
2/26/2019									
2/27/2019									
3/4/2019	5.75								
3/5/2019		5.26		6.07	7.22	5.48		5.72	
3/6/2019			5.99				5.84		
3/26/2019									
3/27/2019									5.83
3/28/2019									
3/29/2019									
4/1/2019									
4/2/2019					6.94	5.74			
4/3/2019	5.63	5.47	6.29	5.71					
4/4/2019							5.64	5.66	
6/12/2019									
8/19/2019									
8/20/2019									5.58
8/21/2019									
8/22/2019									
9/24/2019	5.6				6.87				
9/25/2019				5.86		5.49			
9/26/2019		5.2	6.04					5.52	
9/27/2019							5.77		
10/8/2019									5.59
10/9/2019									
2/10/2020									
2/11/2020		5.3	6.07			5.58			
2/12/2020	5.83			6	7.13				
3/17/2020									5.57
3/18/2020									
3/19/2020									
3/24/2020	5.81	5.33	5.98	5.86	6.35	5.57			
3/25/2020									
3/26/2020							5.69	5.51	

Prediction Limit

Constituent: pH (S.U.) Analysis Run 3/28/2022 5:48 PM View: Appendix III

Plant Yates Client: Southern Company Data: Plant Yates AMA-R6

	YGWA-5I (bg)	YGWA-18S (bg)	YGWA-18I (bg)	YGWA-20S (bg)	YGWA-21I (bg)	YGWA-17S (bg)	YGWC-23S	YGWC-24SA	YGWA-47 (bg)
5/6/2020									
8/26/2020									
8/27/2020									4.88
9/22/2020	5.99 (D)								5.46
9/23/2020		5.29 (D)	6.01 (D)			5.58 (D)		5.64	
9/24/2020				5.8 (D)	6.7 (D)		5.51		
9/25/2020									
10/7/2020									
2/8/2021	5.67								
2/9/2021		5.43	6.12	5.86	6.95		5.61	5.69	
2/10/2021									
2/11/2021									
2/12/2021									
3/1/2021									5.48
3/2/2021	5.63								
3/3/2021		5.31	5.89	5.89		5.52		5.7	
3/4/2021					6.8		5.44		
8/19/2021									5.5
8/20/2021									
8/25/2021							5.46		
8/26/2021	5.51	4.4							
8/27/2021			5.4	5.57		5.27			
9/1/2021					6.65			5.22	
9/3/2021									
9/27/2021									
2/8/2022									5.4
2/9/2022		5.28	5.98	5.91	6.84	5.53			
2/10/2022	5.14						5.51	4.66	
2/11/2022									

Prediction Limit

Constituent: pH (S.U.) Analysis Run 3/28/2022 5:48 PM View: Appendix III

Plant Yates Client: Southern Company Data: Plant Yates AMA-R6

	YGWC-42	YGWC-43	YGWC-49	YGWC-36A	YGWA-2I (bg)	YGWA-39 (bg)	YGWC-41	YGWC-38	YGWA-40 (bg)
8/27/2008									
3/3/2009									
11/18/2009									
3/3/2010									
3/10/2011									
9/8/2011									
3/5/2012									
9/10/2012									
2/6/2013									
8/12/2013									
2/5/2014									
8/3/2015									
2/16/2016									
6/1/2016									
6/2/2016									
6/6/2016									
6/7/2016									
6/8/2016									
7/25/2016									
7/26/2016									
7/27/2016									
7/28/2016									
8/1/2016									
8/30/2016	5.64								
8/31/2016		7.27							
9/1/2016			5.78						
9/2/2016				5.84					
9/13/2016					7.41				
9/14/2016									
9/15/2016									
9/16/2016									
9/19/2016									
9/20/2016									
11/1/2016									
11/2/2016									
11/3/2016									
11/4/2016					7.12				
11/8/2016									
11/14/2016				6.28					
11/15/2016			5.81						
11/16/2016	6.21	6.79							
11/28/2016									
12/15/2016					7.24				
1/10/2017									
1/11/2017									
1/12/2017									
1/13/2017									
1/16/2017					7.24				
1/17/2017									
2/21/2017									
2/22/2017									
2/24/2017		6.39							

Prediction Limit

Constituent: pH (S.U.) Analysis Run 3/28/2022 5:48 PM View: Appendix III

Plant Yates Client: Southern Company Data: Plant Yates AMA-R6

	YGWC-42	YGWC-43	YGWC-49	YGWC-36A	YGWA-2I (bg)	YGWA-39 (bg)	YGWC-41	YGWC-38	YGWA-40 (bg)
2/27/2017	6.09		5.68						
2/28/2017				5.99					
3/1/2017									
3/2/2017									
3/3/2017					7.22				
3/6/2017									
3/7/2017									
3/8/2017									
3/9/2017									
4/26/2017									
4/27/2017									
4/28/2017					7.21				
5/1/2017									
5/2/2017									
5/8/2017									
5/9/2017			6.18	6.3					
5/10/2017	5.79	6.5							
5/26/2017					7.13				
6/27/2017									
6/28/2017					7.06				
6/29/2017									
6/30/2017									
7/7/2017									
7/10/2017									
7/11/2017	5.45	6.32							
7/13/2017			5.6	5.57					
7/17/2017									
9/22/2017				5.5					
9/29/2017				5.58					
10/3/2017					6.99				
10/4/2017									
10/5/2017									
10/6/2017				5.51					
10/10/2017									
10/11/2017			5.61	5.47		6.4			
10/12/2017	5.48	5.97					4.94	4.85	5.43
10/16/2017									
11/20/2017						6.33		4.87	5.1
11/21/2017							4.69		
1/10/2018									4.97
1/11/2018						6.29	4.73		
1/12/2018								4.78	
2/19/2018							4.96		5.6
2/20/2018						7.22		5.1	
3/27/2018									
3/28/2018					7.3				
3/29/2018									
3/30/2018				5.51					
4/2/2018									
4/3/2018						6.87	5.31	4.76	5.84
4/4/2018	5.93	6.41	5.98						
6/5/2018									

Prediction Limit

Constituent: pH (S.U.) Analysis Run 3/28/2022 5:48 PM View: Appendix III

Plant Yates Client: Southern Company Data: Plant Yates AMA-R6

	YGWC-42	YGWC-43	YGWC-49	YGWC-36A	YGWA-2I (bg)	YGWA-39 (bg)	YGWC-41	YGWC-38	YGWA-40 (bg)
6/6/2018									
6/7/2018					7.29				
6/8/2018									
6/11/2018									
6/12/2018									
6/13/2018				5.5					
6/27/2018							4.78		
6/28/2018						6.18		4.75	5.24
8/6/2018									
8/7/2018						6.08	4.77	4.72	5.18
9/19/2018									
9/20/2018	5.63	5.69	5.67						
9/24/2018						5.81	4.78	4.67	5.14
9/25/2018									
9/26/2018				5.53					
9/27/2018									
10/1/2018					7.07				
10/2/2018									
2/25/2019									
2/26/2019									
2/27/2019					7.27				
3/4/2019									
3/5/2019									
3/6/2019				5.21					
3/26/2019									5.3
3/27/2019	5.57					5.84		4.79	
3/28/2019		5.96	5.86				5		
3/29/2019					7.06				
4/1/2019									
4/2/2019									
4/3/2019									
4/4/2019				5.74					
6/12/2019									
8/19/2019									
8/20/2019									
8/21/2019		5.84				5.96			5.26
8/22/2019	5.61						4.89	4.81	
9/24/2019					7.01				
9/25/2019									
9/26/2019			5.6	5.51					
9/27/2019									
10/8/2019									
10/9/2019	5.5	5.78				5.81	4.86	4.8	5.22
2/10/2020									
2/11/2020					7.38				
2/12/2020						5.97			5.3
3/17/2020									
3/18/2020									
3/19/2020					7.22				
3/24/2020									5.29
3/25/2020	5.53	5.79	5.69	5.49		5.78	4.87	4.89	
3/26/2020									

Prediction Limit

Constituent: pH (S.U.) Analysis Run 3/28/2022 5:48 PM View: Appendix III

Plant Yates Client: Southern Company Data: Plant Yates AMA-R6

	YGWC-42	YGWC-43	YGWC-49	YGWC-36A	YGWA-2I (bg)	YGWA-39 (bg)	YGWC-41	YGWC-38	YGWA-40 (bg)
5/6/2020									
8/26/2020									
8/27/2020									
9/22/2020									
9/23/2020					7.22				
9/24/2020	5.55		5.62			5.7 (D)			5.43 (D)
9/25/2020		5.75					4.95	4.9	
10/7/2020				5.86					
2/8/2021									
2/9/2021		5.86	5.79					5.04	
2/10/2021	5.65			6.31	7.29	5.8	4.98		5.19
2/11/2021									
2/12/2021									
3/1/2021									
3/2/2021									
3/3/2021					7.92				
3/4/2021	5.59	5.88	5.88	5.67		5.54	4.69	5.01	5.23
8/19/2021									
8/20/2021									
8/25/2021	6.73								
8/26/2021						6.91	6.77	4.54	
8/27/2021					7.14				
9/1/2021			5.15						
9/3/2021				5.06					4.75
9/27/2021		6.08							
2/8/2022		5.82 (D)	5.79 (D)			5.78	5.07 (D)		5.26
2/9/2022					5.89				
2/10/2022	5.57							4.85	
2/11/2022				5.58					

Prediction Limit

Constituent: Sulfate (mg/L) Analysis Run 3/28/2022 5:48 PM View: Appendix III

Plant Yates Client: Southern Company Data: Plant Yates AMA-R6

	YGWA-3I (bg)	YGWA-1I (bg)	YGWA-1D (bg)	YGWA-5D (bg)	YGWA-3D (bg)	YGWA-30I (bg)	YGWA-4I (bg)	YGWA-14S (bg)	YGWA-5I (bg)
6/1/2016	12	4.2	5						
6/2/2016				20	5.8	1.3	8	6.6	1.9
6/6/2016									
6/7/2016									
6/8/2016									
7/25/2016	8.4	3.7				1.2			
7/26/2016			5.4	20	6.7		7.7	6.1	1.8
7/27/2016									
7/28/2016									
8/1/2016									
8/30/2016									
8/31/2016									
9/1/2016									
9/2/2016									
9/13/2016		5.2	2.9						
9/14/2016	8.6			19			7.5		1.8
9/15/2016					6			6.1	
9/16/2016									
9/19/2016						1.2			
9/20/2016									
11/1/2016	8.9		3.9		4.9	1.3			
11/2/2016				20			8.2	6.3	
11/3/2016									
11/4/2016		5							2
11/8/2016									
11/14/2016									
11/15/2016									
11/16/2016									
11/28/2016									
12/15/2016									
1/10/2017								5.9	
1/11/2017	8.6		3.7		4.5				
1/12/2017				19					1.9
1/13/2017							8.1		
1/16/2017		7.9				<1			
1/17/2017									
2/21/2017						1.4			
2/22/2017									
2/24/2017									
2/27/2017									
2/28/2017									
3/1/2017	9.3								
3/2/2017		7.4	4.6		4.4				
3/3/2017									
3/6/2017							8		
3/7/2017				20					2.1
3/8/2017								7	
3/9/2017									
4/26/2017	11				5.1	1.4		7	
4/27/2017		7.4	5.2						
4/28/2017									
5/1/2017				20			8.4		

Prediction Limit

Constituent: Sulfate (mg/L) Analysis Run 3/28/2022 5:48 PM View: Appendix III

Plant Yates Client: Southern Company Data: Plant Yates AMA-R6

	YGWA-3I (bg)	YGWA-1I (bg)	YGWA-1D (bg)	YGWA-5D (bg)	YGWA-3D (bg)	YGWA-30I (bg)	YGWA-4I (bg)	YGWA-14S (bg)	YGWA-5I (bg)
5/2/2017									2
5/8/2017									
5/9/2017									
5/10/2017									
5/26/2017									
6/27/2017		6.4	5.9	18					2.1
6/28/2017	12				5.4				
6/29/2017							9.2		
6/30/2017						<1		6.5	
7/7/2017									
7/10/2017									
7/11/2017									
7/13/2017									
7/17/2017									
9/22/2017									
9/29/2017									
10/3/2017		5.9	6.6	16					2.3
10/4/2017	12				6.2	1.4			
10/5/2017							9.6	7.9	
10/6/2017									
10/10/2017									
10/11/2017									
10/12/2017									
10/16/2017									
11/20/2017									
11/21/2017									
1/10/2018									
1/11/2018									
1/12/2018									
2/19/2018									
2/20/2018									
4/2/2018									
4/3/2018									
4/4/2018									
6/5/2018			6.4						
6/6/2018		4.4		8.3					
6/7/2018					6.7		8.5		2
6/8/2018	9.6							6.4	
6/11/2018						1.1			
6/12/2018									
6/13/2018									
6/27/2018									
6/28/2018									
8/6/2018									
8/7/2018									
9/19/2018									
9/20/2018									
9/24/2018									
9/25/2018									
9/26/2018				7.9			10.2		2.3
9/27/2018									
10/1/2018	9.1	4	5.6		7.1			6.8	

Prediction Limit

Constituent: Sulfate (mg/L) Analysis Run 3/28/2022 5:48 PM View: Appendix III

Plant Yates Client: Southern Company Data: Plant Yates AMA-R6

	YGWA-3I (bg)	YGWA-1I (bg)	YGWA-1D (bg)	YGWA-5D (bg)	YGWA-3D (bg)	YGWA-30I (bg)	YGWA-4I (bg)	YGWA-14S (bg)	YGWA-5I (bg)
10/2/2018						1			
2/25/2019									
3/26/2019									
3/27/2019									
3/28/2019		4.3	8						
3/29/2019								7.3	
4/1/2019	8.5				7.2	0.96 (J)			
4/2/2019									
4/3/2019				7			8.5		2.1
4/4/2019									
6/12/2019									
9/24/2019		4.3	5.3	5.5					2.4
9/25/2019	13.8				7	0.81 (J)	8.5	6.6	
9/26/2019									
9/27/2019									
10/8/2019									
10/9/2019									
3/17/2020									
3/18/2020		5.3						8.1	
3/19/2020	12.9		10		9	1.6			
3/24/2020				5.9					2.1
3/25/2020							8.8		
3/26/2020									
9/22/2020				5.5			8.2		2.1
9/23/2020	16.8	3.4	8.1		6.9				
9/24/2020						0.69 (J)			
9/25/2020								6.1	
10/7/2020									
3/1/2021						0.88 (J)			
3/2/2021				2.6				6	2.3
3/3/2021	9.6	4.4	9		7		7.8		
3/4/2021									
8/19/2021		4.9	8.9		7.5	1		6.7	
8/20/2021									
8/25/2021									
8/26/2021				6			8.5		2.4
8/27/2021	18.2								
9/1/2021									
9/3/2021									
9/27/2021									
2/8/2022									
2/9/2022	16	5.1	9.3		7.2				
2/10/2022				4.9				6.2	2.4
2/11/2022						2.8	7.7		

Prediction Limit

Constituent: Sulfate (mg/L) Analysis Run 3/28/2022 5:48 PM View: Appendix III

Plant Yates Client: Southern Company Data: Plant Yates AMA-R6

	YGWA-18I (bg)	YGWA-18S (bg)	YGWA-17S (bg)	YGWA-20S (bg)	YGWA-21I (bg)	YGWC-23S	YGWC-24SA	YGWA-47 (bg)	YGWC-42
6/1/2016									
6/2/2016									
6/6/2016	1.2	1.8							
6/7/2016			4.4	<1	5.2	56			
6/8/2016							<1		
7/25/2016									
7/26/2016									
7/27/2016	1.7	1.9	4.7	0.08 (J)					
7/28/2016					5.1	57			
8/1/2016							1.1		
8/30/2016								160	980
8/31/2016									
9/1/2016									
9/2/2016									
9/13/2016									
9/14/2016									
9/15/2016									
9/16/2016		1.7	4.8						
9/19/2016	1.8			0.08 (J)	4.8				
9/20/2016						68	0.38 (J)		
11/1/2016									
11/2/2016				0.1 (J)					
11/3/2016	0.69 (J)	1.9	5.3		5				
11/4/2016									
11/8/2016						79	0.39 (J)		
11/14/2016								150	
11/15/2016									
11/16/2016									940
11/28/2016									
12/15/2016									
1/10/2017									
1/11/2017	<1	1.7	5.2						
1/12/2017									
1/13/2017				<1	4.3				
1/16/2017						72			
1/17/2017							<1		
2/21/2017									
2/22/2017									
2/24/2017								120	
2/27/2017									940
2/28/2017									
3/1/2017	1.8	<1							
3/2/2017			5						
3/3/2017									
3/6/2017				<1	4.5				
3/7/2017									
3/8/2017							0.29 (J)		
3/9/2017						69			
4/26/2017	1.6	1.9		<1	4.9				
4/27/2017									
4/28/2017									
5/1/2017									

Prediction Limit

Constituent: Sulfate (mg/L) Analysis Run 3/28/2022 5:48 PM View: Appendix III

Plant Yates Client: Southern Company Data: Plant Yates AMA-R6

	YGWA-18I (bg)	YGWA-18S (bg)	YGWA-17S (bg)	YGWA-20S (bg)	YGWA-21I (bg)	YGWC-23S	YGWC-24SA	YGWA-47 (bg)	YGWC-42
5/2/2017			5			60	0.29 (J)		
5/8/2017								120	
5/9/2017									
5/10/2017									1200
5/26/2017									
6/27/2017									
6/28/2017	<1	<1							
6/29/2017			5.2	<1	5.5				
6/30/2017									
7/7/2017							0.37 (J)		
7/10/2017						57			
7/11/2017								110	1300
7/13/2017									
7/17/2017									
9/22/2017									
9/29/2017									
10/3/2017					5.8				
10/4/2017		1.7	5.3	<1					
10/5/2017	1.6						<1		
10/6/2017									
10/10/2017								93	
10/11/2017						52			
10/12/2017									1100
10/16/2017									
11/20/2017									
11/21/2017									
1/10/2018									
1/11/2018									
1/12/2018									
2/19/2018									
2/20/2018									
4/2/2018								88.8	
4/3/2018									
4/4/2018									1020
6/5/2018					6.1				
6/6/2018				0.049 (J)					
6/7/2018	0.68 (J)								
6/8/2018									
6/11/2018		0.95 (J)	5.2						
6/12/2018						41.4	0.35 (J)		
6/13/2018									
6/27/2018									
6/28/2018									
8/6/2018									
8/7/2018									
9/19/2018								75	
9/20/2018									810
9/24/2018									
9/25/2018	1	1.5	6.1	0.13 (J)	7				
9/26/2018							0.28 (J)		
9/27/2018						39.6			
10/1/2018									

Prediction Limit

Constituent: Sulfate (mg/L) Analysis Run 3/28/2022 5:48 PM View: Appendix III

Plant Yates Client: Southern Company Data: Plant Yates AMA-R6

	YGWA-18I (bg)	YGWA-18S (bg)	YGWA-17S (bg)	YGWA-20S (bg)	YGWA-21I (bg)	YGWC-23S	YGWC-24SA	YGWA-47 (bg)	YGWC-42
10/2/2018									
2/25/2019									
3/26/2019									
3/27/2019								65.9	831
3/28/2019									
3/29/2019									
4/1/2019									
4/2/2019			5.1		3.8				
4/3/2019	0.82 (J)	1.3		0.12 (J)					
4/4/2019						27.9	0.29 (J)		
6/12/2019									
9/24/2019					1				
9/25/2019			5.5	<1					
9/26/2019	0.64 (J)	1					0.23 (J)		
9/27/2019						30.3			
10/8/2019								52.3	
10/9/2019									725
3/17/2020								71.6	
3/18/2020									
3/19/2020									
3/24/2020	<1	0.99 (J)	5.4	<1	3				
3/25/2020									642
3/26/2020						36.5	<1		
9/22/2020								51.5	
9/23/2020	0.53 (J)	1.1	5.1				<1		
9/24/2020				<1	3.6	52.5			579
9/25/2020									
10/7/2020									
3/1/2021								51.6	
3/2/2021									
3/3/2021	<1	1	5.2	<1			<1		
3/4/2021					4.5	61.7 (M1)			537
8/19/2021								52.6	
8/20/2021									
8/25/2021						68			500
8/26/2021		1.2							
8/27/2021	0.59 (J)		5.3	<1					
9/1/2021					5		<1		
9/3/2021									
9/27/2021									
2/8/2022								50.9	
2/9/2022	0.51 (J)	1.1	4.8	<1	3.9				
2/10/2022						78.7	<1		485
2/11/2022									

Prediction Limit

Constituent: Sulfate (mg/L) Analysis Run 3/28/2022 5:48 PM View: Appendix III

Plant Yates Client: Southern Company Data: Plant Yates AMA-R6

	YGWC-43	GWA-2 (bg)	YGWC-49	YGWC-36A	YGWA-2I (bg)	YGWA-39 (bg)	YGWA-40 (bg)	YGWC-38	YGWC-41
6/1/2016									
6/2/2016									
6/6/2016									
6/7/2016									
6/8/2016									
7/25/2016									
7/26/2016									
7/27/2016									
7/28/2016									
8/1/2016									
8/30/2016									
8/31/2016	34	29							
9/1/2016			95						
9/2/2016				72					
9/13/2016									
9/14/2016					9.4				
9/15/2016									
9/16/2016									
9/19/2016									
9/20/2016									
11/1/2016									
11/2/2016									
11/3/2016									
11/4/2016					13				
11/8/2016									
11/14/2016				110					
11/15/2016			94						
11/16/2016	240								
11/28/2016		36							
12/15/2016					1.8				
1/10/2017									
1/11/2017									
1/12/2017									
1/13/2017									
1/16/2017					11				
1/17/2017									
2/21/2017									
2/22/2017		43							
2/24/2017	89								
2/27/2017			84						
2/28/2017				110					
3/1/2017									
3/2/2017									
3/3/2017					8.8				
3/6/2017									
3/7/2017									
3/8/2017									
3/9/2017									
4/26/2017									
4/27/2017									
4/28/2017					10				
5/1/2017									

Prediction Limit

Constituent: Sulfate (mg/L) Analysis Run 3/28/2022 5:48 PM View: Appendix III

Plant Yates Client: Southern Company Data: Plant Yates AMA-R6

	YGWC-43	GWA-2 (bg)	YGWC-49	YGWC-36A	YGWA-2I (bg)	YGWA-39 (bg)	YGWA-40 (bg)	YGWC-38	YGWC-41
5/2/2017									
5/8/2017		60							
5/9/2017			91	130					
5/10/2017	100								
5/26/2017					12				
6/27/2017									
6/28/2017					11				
6/29/2017									
6/30/2017									
7/7/2017									
7/10/2017									
7/11/2017	110								
7/13/2017			88	140					
7/17/2017		63							
9/22/2017				160					
9/29/2017				160					
10/3/2017					7.9				
10/4/2017									
10/5/2017									
10/6/2017				160					
10/10/2017									
10/11/2017			86	150		20			
10/12/2017	120						17	940	400
10/16/2017		62							
11/20/2017						24	71	980	
11/21/2017									430
1/10/2018							66		
1/11/2018						23			390
1/12/2018								880	
2/19/2018		64.6					57.2		414
2/20/2018						20.6		905	
4/2/2018									
4/3/2018						24.5	49.4	872	406
4/4/2018	160		76.5						
6/5/2018									
6/6/2018									
6/7/2018					8.8				
6/8/2018									
6/11/2018									
6/12/2018									
6/13/2018				144					
6/27/2018									357
6/28/2018						22	43.8	869	
8/6/2018		42.1							
8/7/2018						20.7	40.5	879	346
9/19/2018									
9/20/2018	247		84.1						
9/24/2018						21.2	39.7	872	358
9/25/2018									
9/26/2018				160					
9/27/2018									
10/1/2018					9.1				

Prediction Limit

Constituent: Sulfate (mg/L) Analysis Run 3/28/2022 5:48 PM View: Appendix III

Plant Yates Client: Southern Company Data: Plant Yates AMA-R6

	YGWC-43	GWA-2 (bg)	YGWC-49	YGWC-36A	YGWA-2I (bg)	YGWA-39 (bg)	YGWA-40 (bg)	YGWC-38	YGWC-41
10/2/2018									
2/25/2019		42.1							
3/26/2019							34.3		
3/27/2019						17.7		851	
3/28/2019	181		82.8						258
3/29/2019					9				
4/1/2019									
4/2/2019									
4/3/2019									
4/4/2019				119					
6/12/2019		83.4							
9/24/2019					9.1				
9/25/2019									
9/26/2019			80	84.8					
9/27/2019									
10/8/2019		128							
10/9/2019	279					15	27.9	708	263
3/17/2020		98.6							
3/18/2020									
3/19/2020					12.4				
3/24/2020							25.2		
3/25/2020	164		76.1	58.8		14.3		483	214
3/26/2020									
9/22/2020		145							
9/23/2020					11.8				
9/24/2020			77			11.7	22.9		
9/25/2020	281							414	175
10/7/2020				18.2					
3/1/2021									
3/2/2021		156							
3/3/2021					10.6				
3/4/2021	328		75.1	6.3		12	21.5	356	117
8/19/2021									
8/20/2021		121							
8/25/2021									
8/26/2021						19.2		328	117
8/27/2021					16.7				
9/1/2021			79.8						
9/3/2021				13.8			21.3		
9/27/2021	56.5								
2/8/2022	133	107	73.9			14.6	17.9		109
2/9/2022					18				
2/10/2022								290	
2/11/2022				16.4					

Prediction Limit

Constituent: Total Dissolved Solids (mg/L) Analysis Run 3/28/2022 5:48 PM View: Appendix III

Plant Yates Client: Southern Company Data: Plant Yates AMA-R6

	YGWA-3I (bg)	YGWA-1I (bg)	YGWA-1D (bg)	YGWA-5D (bg)	YGWA-3D (bg)	YGWA-30I (bg)	YGWA-4I (bg)	YGWA-14S (bg)	YGWA-5I (bg)
6/1/2016	150	54	120						
6/2/2016				160	130	36	96	46	66
6/6/2016									
6/7/2016									
6/8/2016									
7/25/2016	135	48				50			
7/26/2016			94	177	141		92	54	78
7/27/2016									
7/28/2016									
8/1/2016									
8/30/2016									
8/31/2016									
9/1/2016									
9/2/2016									
9/13/2016		67	105						
9/14/2016	127			187			102		73
9/15/2016					153			54	
9/16/2016									
9/19/2016						35			
9/20/2016									
11/1/2016	75		44		92	<25			
11/2/2016				181			115	71	
11/3/2016									
11/4/2016		60							75
11/8/2016									
11/14/2016									
11/15/2016									
11/16/2016									
11/28/2016									
12/15/2016									
1/10/2017								45	
1/11/2017	148		107		159				
1/12/2017				202					86
1/13/2017							67		
1/16/2017		65				47			
1/17/2017									
2/21/2017						<25			
2/22/2017									
2/24/2017									
2/27/2017									
2/28/2017									
3/1/2017	182								
3/2/2017		61	98		117				
3/3/2017									
3/6/2017							159		
3/7/2017				257					108
3/8/2017								178	
3/9/2017									
4/26/2017	92				181	55		52	
4/27/2017		31	116						
4/28/2017									
5/1/2017				165			107		

Prediction Limit

Constituent: Total Dissolved Solids (mg/L) Analysis Run 3/28/2022 5:48 PM View: Appendix III

Plant Yates Client: Southern Company Data: Plant Yates AMA-R6

	YGWA-3I (bg)	YGWA-1I (bg)	YGWA-1D (bg)	YGWA-5D (bg)	YGWA-3D (bg)	YGWA-30I (bg)	YGWA-4I (bg)	YGWA-14S (bg)	YGWA-5I (bg)
5/2/2017									103
5/8/2017									
5/9/2017									
5/10/2017									
5/26/2017									
6/27/2017		42	89	189					73
6/28/2017	126				169				
6/29/2017							79		
6/30/2017						42		45	
7/7/2017									
7/10/2017									
7/11/2017									
7/13/2017									
7/17/2017									
9/22/2017									
9/29/2017									
10/3/2017		58	119	170					89
10/4/2017	147				141	31			
10/5/2017							95	40	
10/6/2017									
10/10/2017									
10/11/2017									
10/12/2017									
10/16/2017									
11/20/2017									
11/21/2017									
1/10/2018									
1/11/2018									
1/12/2018									
2/19/2018									
2/20/2018									
4/2/2018									
4/3/2018									
4/4/2018									
6/5/2018			127						
6/6/2018		96		151					
6/7/2018					95		90		142
6/8/2018	158							114	
6/11/2018						59			
6/12/2018									
6/13/2018									
6/27/2018									
6/28/2018									
8/6/2018									
8/7/2018									
9/19/2018									
9/20/2018									
9/24/2018									
9/25/2018									
9/26/2018				144			116		86
9/27/2018									
10/1/2018	138	60	117		165			50	

Prediction Limit

Constituent: Total Dissolved Solids (mg/L) Analysis Run 3/28/2022 5:48 PM View: Appendix III

Plant Yates Client: Southern Company Data: Plant Yates AMA-R6

	YGWA-3I (bg)	YGWA-1I (bg)	YGWA-1D (bg)	YGWA-5D (bg)	YGWA-3D (bg)	YGWA-30I (bg)	YGWA-4I (bg)	YGWA-14S (bg)	YGWA-5I (bg)
10/2/2018						57			
2/25/2019									
3/26/2019									
3/27/2019									
3/28/2019		87	87						
3/29/2019								63	
4/1/2019	19 (J)				149	54			
4/2/2019									
4/3/2019				142			111		83
4/4/2019									
6/12/2019									
9/24/2019		54	124	129					79
9/25/2019	159				157	51	117	64	
9/26/2019									
9/27/2019									
10/8/2019									
10/9/2019									
3/17/2020									
3/18/2020		35						57	
3/19/2020	148		116		146	47			
3/24/2020				139					68
3/25/2020							146		
3/26/2020									
9/22/2020				104			83		75
9/23/2020	155	15	108		157				
9/24/2020						51			
9/25/2020								54	
10/7/2020									
3/1/2021						23			
3/2/2021				52				67	67
3/3/2021	111	39	99		137		80		
3/4/2021									
8/19/2021		44	105		144	50		54	
8/20/2021									
8/25/2021									
8/26/2021				123			93		86
8/27/2021	155								
9/1/2021									
9/3/2021									
9/27/2021									
2/8/2022									
2/9/2022	145	57	105		154				
2/10/2022				127				56	77
2/11/2022						66	102		

Prediction Limit

Constituent: Total Dissolved Solids (mg/L) Analysis Run 3/28/2022 5:48 PM View: Appendix III

Plant Yates Client: Southern Company Data: Plant Yates AMA-R6

	YGWA-18I (bg)	YGWA-18S (bg)	YGWA-17S (bg)	YGWA-20S (bg)	YGWA-21I (bg)	YGWC-23S	YGWC-24SA	YGWA-47 (bg)	YGWC-42
6/1/2016									
6/2/2016									
6/6/2016	120	58							
6/7/2016			28	38	60	130			
6/8/2016							66		
7/25/2016									
7/26/2016									
7/27/2016	94	35	74	74					
7/28/2016					81	119			
8/1/2016							56		
8/30/2016								319	1650
8/31/2016									
9/1/2016									
9/2/2016									
9/13/2016									
9/14/2016									
9/15/2016									
9/16/2016		35	67						
9/19/2016	92			45	68				
9/20/2016						132	53		
11/1/2016									
11/2/2016				53					
11/3/2016	104	48	41		61				
11/4/2016									
11/8/2016						146	58		
11/14/2016								280	
11/15/2016									
11/16/2016									1420
11/28/2016									
12/15/2016									
1/10/2017									
1/11/2017	133	95	104						
1/12/2017									
1/13/2017				46	76				
1/16/2017						194			
1/17/2017							56		
2/21/2017									
2/22/2017									
2/24/2017								162	
2/27/2017									1640
2/28/2017									
3/1/2017	119	79							
3/2/2017			77						
3/3/2017									
3/6/2017				164	167				
3/7/2017									
3/8/2017							192		
3/9/2017						288			
4/26/2017	162	36		34	50				
4/27/2017									
4/28/2017									
5/1/2017									

Prediction Limit

Constituent: Total Dissolved Solids (mg/L) Analysis Run 3/28/2022 5:48 PM View: Appendix III

Plant Yates Client: Southern Company Data: Plant Yates AMA-R6

	YGWA-18I (bg)	YGWA-18S (bg)	YGWA-17S (bg)	YGWA-20S (bg)	YGWA-21I (bg)	YGWC-23S	YGWC-24SA	YGWA-47 (bg)	YGWC-42
5/2/2017			142			221	113		
5/8/2017								194	
5/9/2017									
5/10/2017									1630
5/26/2017									
6/27/2017									
6/28/2017	98	45							
6/29/2017			53	68	94				
6/30/2017									
7/7/2017							46		
7/10/2017						123			
7/11/2017								193	1800
7/13/2017									
7/17/2017									
9/22/2017									
9/29/2017									
10/3/2017					149				
10/4/2017		45	61	54					
10/5/2017	104						48		
10/6/2017									
10/10/2017								175	
10/11/2017						100			
10/12/2017									1600
10/16/2017									
11/20/2017									
11/21/2017									
1/10/2018									
1/11/2018									
1/12/2018									
2/19/2018									
2/20/2018									
4/2/2018								192	
4/3/2018									
4/4/2018									1520
6/5/2018					109				
6/6/2018				79					
6/7/2018	68								
6/8/2018									
6/11/2018		74	70						
6/12/2018						115	79		
6/13/2018									
6/27/2018									
6/28/2018									
8/6/2018									
8/7/2018									
9/19/2018								186	
9/20/2018									1240
9/24/2018									
9/25/2018	109	63	86	73	122				
9/26/2018							59		
9/27/2018						105			
10/1/2018									

Prediction Limit

Constituent: Total Dissolved Solids (mg/L) Analysis Run 3/28/2022 5:48 PM View: Appendix III

Plant Yates Client: Southern Company Data: Plant Yates AMA-R6

	YGWA-18I (bg)	YGWA-18S (bg)	YGWA-17S (bg)	YGWA-20S (bg)	YGWA-21I (bg)	YGWC-23S	YGWC-24SA	YGWA-47 (bg)	YGWC-42
10/2/2018									
2/25/2019									
3/26/2019									
3/27/2019								170	1100
3/28/2019									
3/29/2019									
4/1/2019									
4/2/2019			72		134				
4/3/2019	89	63		57					
4/4/2019						85	63		
6/12/2019									
9/24/2019					157				
9/25/2019			81	75					
9/26/2019	126	72					81		
9/27/2019						96			
10/8/2019								172	
10/9/2019									1170
3/17/2020								165	
3/18/2020									
3/19/2020									
3/24/2020	91	59	71	76	117				
3/25/2020									1200
3/26/2020						110	67		
9/22/2020								141	
9/23/2020	103	81	99				87		
9/24/2020				69	113	129			1060
9/25/2020									
10/7/2020									
3/1/2021								145	
3/2/2021									
3/3/2021	95	37	57	53			70		
3/4/2021					110	96			501
8/19/2021								134	
8/20/2021									
8/25/2021						141			886
8/26/2021		31							
8/27/2021	112		93	67					
9/1/2021					137		96		
9/3/2021									
9/27/2021									
2/8/2022								151	
2/9/2022	103	60	81	72	131				
2/10/2022						180	78		882
2/11/2022									

Prediction Limit

Constituent: Total Dissolved Solids (mg/L) Analysis Run 3/28/2022 5:48 PM View: Appendix III

Plant Yates Client: Southern Company Data: Plant Yates AMA-R6

	YGWC-43	GWA-2 (bg)	YGWC-49	YGWC-36A	YGWA-2I (bg)	YGWA-39 (bg)	YGWA-40 (bg)	YGWC-38	YGWC-41
6/1/2016									
6/2/2016									
6/6/2016									
6/7/2016									
6/8/2016									
7/25/2016									
7/26/2016									
7/27/2016									
7/28/2016									
8/1/2016									
8/30/2016									
8/31/2016	80	209							
9/1/2016			228						
9/2/2016				243					
9/13/2016									
9/14/2016					152				
9/15/2016									
9/16/2016									
9/19/2016									
9/20/2016									
11/1/2016									
11/2/2016									
11/3/2016									
11/4/2016					148				
11/8/2016									
11/14/2016				272					
11/15/2016			211						
11/16/2016	112								
11/28/2016		102							
12/15/2016					191				
1/10/2017									
1/11/2017									
1/12/2017									
1/13/2017									
1/16/2017					180				
1/17/2017									
2/21/2017									
2/22/2017		164							
2/24/2017	147								
2/27/2017			382						
2/28/2017				306					
3/1/2017									
3/2/2017									
3/3/2017					156				
3/6/2017									
3/7/2017									
3/8/2017									
3/9/2017									
4/26/2017									
4/27/2017									
4/28/2017					130				
5/1/2017									

Prediction Limit

Constituent: Total Dissolved Solids (mg/L) Analysis Run 3/28/2022 5:48 PM View: Appendix III

Plant Yates Client: Southern Company Data: Plant Yates AMA-R6

	YGWC-43	GWA-2 (bg)	YGWC-49	YGWC-36A	YGWA-2I (bg)	YGWA-39 (bg)	YGWA-40 (bg)	YGWC-38	YGWC-41
5/2/2017									
5/8/2017		145							
5/9/2017			154	303					
5/10/2017	203								
5/26/2017					223				
6/27/2017									
6/28/2017					166				
6/29/2017									
6/30/2017									
7/7/2017									
7/10/2017									
7/11/2017	238								
7/13/2017			192	282					
7/17/2017		185							
9/22/2017				309					
9/29/2017				273					
10/3/2017					153				
10/4/2017									
10/5/2017									
10/6/2017				287					
10/10/2017									
10/11/2017			177	264		68			
10/12/2017	287						74	1360	636
10/16/2017		218							
11/20/2017						139	179	1390	
11/21/2017									706
1/10/2018							140		
1/11/2018						153			701
1/12/2018								1400	
2/19/2018		173					119		630
2/20/2018						87		1300	
4/2/2018									
4/3/2018						85	106	1390	660
4/4/2018	292		174						
6/5/2018									
6/6/2018									
6/7/2018					146				
6/8/2018									
6/11/2018									
6/12/2018									
6/13/2018				292					
6/27/2018									575
6/28/2018						88	112	1310	
8/6/2018		158							
8/7/2018						89	103	1340	574
9/19/2018									
9/20/2018	434		186						
9/24/2018						82	107	1400	588
9/25/2018									
9/26/2018				277					
9/27/2018									
10/1/2018					155				

Prediction Limit

Constituent: Total Dissolved Solids (mg/L) Analysis Run 3/28/2022 5:48 PM View: Appendix III

Plant Yates Client: Southern Company Data: Plant Yates AMA-R6

	YGWC-43	GWA-2 (bg)	YGWC-49	YGWC-36A	YGWA-2I (bg)	YGWA-39 (bg)	YGWA-40 (bg)	YGWC-38	YGWC-41
10/2/2018									
2/25/2019		92							
3/26/2019							90		
3/27/2019						75		1190	
3/28/2019	323		164						372
3/29/2019					150				
4/1/2019									
4/2/2019									
4/3/2019									
4/4/2019				240					
6/12/2019		226							
9/24/2019					146				
9/25/2019									
9/26/2019			192	198					
9/27/2019									
10/8/2019		276							
10/9/2019	501					119	98	1100	440
3/17/2020		185							
3/18/2020									
3/19/2020					148				
3/24/2020							84		
3/25/2020	352		130	164		158		883	428
3/26/2020									
9/22/2020		281							
9/23/2020					161				
9/24/2020			187			170	77		
9/25/2020	494							664	307
10/7/2020				137					
3/1/2021									
3/2/2021		296							
3/3/2021					138				
3/4/2021	592		145	69		168	57	600	224
8/19/2021									
8/20/2021		254							
8/25/2021									
8/26/2021						249		562	225
8/27/2021					150				
9/1/2021			163						
9/3/2021				89			88		
9/27/2021	158								
2/8/2022	294	283	164			248	93		226
2/9/2022					156				
2/10/2022								541	
2/11/2022				81					

FIGURE E.

Appendix III Trend Tests - Significant Results

Plant Yates Client: Southern Company Data: Plant Yates AMA-R6 Printed 3/28/2022, 5:51 PM

Constituent	Well	Slope	Calc.	Critical	Sig.	N	%NDs	Normality	Xform	Alpha	Method
Boron (mg/L)	YGWA-40 (bg)	-0.01631	-64	-53	Yes	15	0	n/a	n/a	0.01	NP
Boron (mg/L)	YGWC-38	-3.924	-83	-53	Yes	15	0	n/a	n/a	0.01	NP
Boron (mg/L)	YGWC-41	-2.621	-68	-53	Yes	15	0	n/a	n/a	0.01	NP
Boron (mg/L)	YGWC-42	-1.573	-62	-53	Yes	15	0	n/a	n/a	0.01	NP
Boron (mg/L)	YGWC-43	0.6123	69	53	Yes	15	0	n/a	n/a	0.01	NP
Calcium (mg/L)	YGWA-17S (bg)	0.1305	91	68	Yes	18	0	n/a	n/a	0.01	NP
Calcium (mg/L)	YGWA-18S (bg)	-0.07569	-96	-68	Yes	18	0	n/a	n/a	0.01	NP
Calcium (mg/L)	YGWA-21I (bg)	1.174	97	68	Yes	18	0	n/a	n/a	0.01	NP
Calcium (mg/L)	YGWA-5D (bg)	-1.819	-87	-68	Yes	18	0	n/a	n/a	0.01	NP
Calcium (mg/L)	YGWC-38	-29.53	-91	-53	Yes	15	0	n/a	n/a	0.01	NP
Calcium (mg/L)	YGWC-42	-11.96	-71	-53	Yes	15	0	n/a	n/a	0.01	NP
Calcium (mg/L)	YGWA-47 (bg)	-1.677	-83	-53	Yes	15	6.667	n/a	n/a	0.01	NP
Calcium (mg/L)	GWA-2 (bg)	3.816	78	58	Yes	16	6.25	n/a	n/a	0.01	NP
Calcium (mg/L)	YGWA-1D (bg)	0.7001	77	68	Yes	18	0	n/a	n/a	0.01	NP
Calcium (mg/L)	YGWA-1I (bg)	-0.0958	-81	-68	Yes	18	0	n/a	n/a	0.01	NP
Sulfate (mg/L)	YGWA-18I (bg)	-0.1558	-69	-68	Yes	18	22.22	n/a	n/a	0.01	NP
Sulfate (mg/L)	YGWA-39 (bg)	-2.833	-59	-53	Yes	15	0	n/a	n/a	0.01	NP
Sulfate (mg/L)	YGWA-40 (bg)	-9.797	-77	-53	Yes	15	0	n/a	n/a	0.01	NP
Sulfate (mg/L)	YGWA-5D (bg)	-3.238	-119	-68	Yes	18	0	n/a	n/a	0.01	NP
Sulfate (mg/L)	YGWA-5I (bg)	0.0955	100	68	Yes	18	0	n/a	n/a	0.01	NP
Sulfate (mg/L)	YGWC-38	-157.5	-94	-53	Yes	15	0	n/a	n/a	0.01	NP
Sulfate (mg/L)	YGWC-42	-111.1	-76	-53	Yes	15	0	n/a	n/a	0.01	NP
Sulfate (mg/L)	YGWA-47 (bg)	-19.14	-92	-53	Yes	15	0	n/a	n/a	0.01	NP
Sulfate (mg/L)	GWA-2 (bg)	18.82	81	58	Yes	16	0	n/a	n/a	0.01	NP
Sulfate (mg/L)	YGWA-1D (bg)	0.9733	103	68	Yes	18	0	n/a	n/a	0.01	NP
Sulfate (mg/L)	YGWA-3D (bg)	0.4345	86	68	Yes	18	0	n/a	n/a	0.01	NP
Sulfate (mg/L)	YGWA-3I (bg)	1.183	74	68	Yes	18	0	n/a	n/a	0.01	NP
Total Dissolved Solids (mg/L)	YGWA-40 (bg)	-13.89	-55	-53	Yes	15	0	n/a	n/a	0.01	NP
Total Dissolved Solids (mg/L)	YGWA-5D (bg)	-15.08	-97	-68	Yes	18	0	n/a	n/a	0.01	NP
Total Dissolved Solids (mg/L)	YGWC-38	-210	-75	-53	Yes	15	0	n/a	n/a	0.01	NP
Total Dissolved Solids (mg/L)	YGWC-41	-119.1	-83	-53	Yes	15	0	n/a	n/a	0.01	NP
Total Dissolved Solids (mg/L)	YGWC-42	-162.2	-79	-53	Yes	15	0	n/a	n/a	0.01	NP
Total Dissolved Solids (mg/L)	YGWC-43	86.07	65	53	Yes	15	0	n/a	n/a	0.01	NP
Total Dissolved Solids (mg/L)	YGWA-47 (bg)	-13.78	-75	-53	Yes	15	0	n/a	n/a	0.01	NP
Total Dissolved Solids (mg/L)	GWA-2 (bg)	24.56	61	58	Yes	16	0	n/a	n/a	0.01	NP

Appendix III Trend Tests - All Results

Plant Yates Client: Southern Company Data: Plant Yates AMA-R6 Printed 3/28/2022, 5:51 PM

Constituent	Well	Slope	Calc.	Critical	Sig.	N	%NDs	Normality	Xform	Alpha	Method
Boron (mg/L)	YGWA-17S (bg)	0.00005921	8	68	No	18	11.11	n/a	n/a	0.01	NP
Boron (mg/L)	YGWA-18I (bg)	0	-26	-68	No	18	77.78	n/a	n/a	0.01	NP
Boron (mg/L)	YGWA-18S (bg)	0.0001172	14	68	No	18	22.22	n/a	n/a	0.01	NP
Boron (mg/L)	YGWA-20S (bg)	0	-11	-68	No	18	88.89	n/a	n/a	0.01	NP
Boron (mg/L)	YGWA-21I (bg)	0	-46	-68	No	18	61.11	n/a	n/a	0.01	NP
Boron (mg/L)	YGWA-39 (bg)	0.007949	41	53	No	15	6.667	n/a	n/a	0.01	NP
Boron (mg/L)	**YGWA-40 (bg)**	**-0.01631**	**-64**	**-53**	**Yes**	**15**	**0**	**n/a**	**n/a**	**0.01**	**NP**
Boron (mg/L)	YGWA-4I (bg)	0	-5	-68	No	18	66.67	n/a	n/a	0.01	NP
Boron (mg/L)	YGWA-5D (bg)	0.0003037	26	68	No	18	11.11	n/a	n/a	0.01	NP
Boron (mg/L)	YGWA-5I (bg)	0	-32	-68	No	18	61.11	n/a	n/a	0.01	NP
Boron (mg/L)	YGWC-23S	-0.03367	-16	-68	No	18	0	n/a	n/a	0.01	NP
Boron (mg/L)	**YGWC-38**	**-3.924**	**-83**	**-53**	**Yes**	**15**	**0**	**n/a**	**n/a**	**0.01**	**NP**
Boron (mg/L)	**YGWC-41**	**-2.621**	**-68**	**-53**	**Yes**	**15**	**0**	**n/a**	**n/a**	**0.01**	**NP**
Boron (mg/L)	**YGWC-42**	**-1.573**	**-62**	**-53**	**Yes**	**15**	**0**	**n/a**	**n/a**	**0.01**	**NP**
Boron (mg/L)	**YGWC-43**	**0.6123**	**69**	**53**	**Yes**	**15**	**0**	**n/a**	**n/a**	**0.01**	**NP**
Boron (mg/L)	YGWA-47 (bg)	-0.0007235	-42	-53	No	15	0	n/a	n/a	0.01	NP
Boron (mg/L)	GWA-2 (bg)	0	17	58	No	16	62.5	n/a	n/a	0.01	NP
Boron (mg/L)	YGWA-14S (bg)	-0.0004307	-27	-68	No	18	11.11	n/a	n/a	0.01	NP
Boron (mg/L)	YGWA-1D (bg)	0.0003452	22	68	No	18	33.33	n/a	n/a	0.01	NP
Boron (mg/L)	YGWA-1I (bg)	0	-13	-68	No	18	72.22	n/a	n/a	0.01	NP
Boron (mg/L)	YGWA-2I (bg)	0	-10	-68	No	18	77.78	n/a	n/a	0.01	NP
Boron (mg/L)	YGWA-30I (bg)	0	-22	-68	No	18	83.33	n/a	n/a	0.01	NP
Boron (mg/L)	YGWA-3D (bg)	0	-8	-68	No	18	55.56	n/a	n/a	0.01	NP
Boron (mg/L)	YGWA-3I (bg)	0	-19	-68	No	18	88.89	n/a	n/a	0.01	NP
Calcium (mg/L)	**YGWA-17S (bg)**	**0.1305**	**91**	**68**	**Yes**	**18**	**0**	**n/a**	**n/a**	**0.01**	**NP**
Calcium (mg/L)	YGWA-18I (bg)	0.02072	10	68	No	18	0	n/a	n/a	0.01	NP
Calcium (mg/L)	**YGWA-18S (bg)**	**-0.07569**	**-96**	**-68**	**Yes**	**18**	**0**	**n/a**	**n/a**	**0.01**	**NP**
Calcium (mg/L)	YGWA-20S (bg)	0.04138	51	68	No	18	0	n/a	n/a	0.01	NP
Calcium (mg/L)	**YGWA-21I (bg)**	**1.174**	**97**	**68**	**Yes**	**18**	**0**	**n/a**	**n/a**	**0.01**	**NP**
Calcium (mg/L)	YGWA-39 (bg)	0.9186	40	53	No	15	0	n/a	n/a	0.01	NP
Calcium (mg/L)	YGWA-40 (bg)	-0.7684	-45	-53	No	15	6.667	n/a	n/a	0.01	NP
Calcium (mg/L)	YGWA-4I (bg)	0.009311	4	68	No	18	0	n/a	n/a	0.01	NP
Calcium (mg/L)	**YGWA-5D (bg)**	**-1.819**	**-87**	**-68**	**Yes**	**18**	**0**	**n/a**	**n/a**	**0.01**	**NP**
Calcium (mg/L)	YGWA-5I (bg)	0.06854	66	68	No	18	0	n/a	n/a	0.01	NP
Calcium (mg/L)	**YGWC-38**	**-29.53**	**-91**	**-53**	**Yes**	**15**	**0**	**n/a**	**n/a**	**0.01**	**NP**
Calcium (mg/L)	**YGWC-42**	**-11.96**	**-71**	**-53**	**Yes**	**15**	**0**	**n/a**	**n/a**	**0.01**	**NP**
Calcium (mg/L)	**YGWA-47 (bg)**	**-1.677**	**-83**	**-53**	**Yes**	**15**	**6.667**	**n/a**	**n/a**	**0.01**	**NP**
Calcium (mg/L)	**GWA-2 (bg)**	**3.816**	**78**	**58**	**Yes**	**16**	**6.25**	**n/a**	**n/a**	**0.01**	**NP**
Calcium (mg/L)	YGWA-14S (bg)	-0.00868	-30	-68	No	18	0	n/a	n/a	0.01	NP
Calcium (mg/L)	**YGWA-1D (bg)**	**0.7001**	**77**	**68**	**Yes**	**18**	**0**	**n/a**	**n/a**	**0.01**	**NP**
Calcium (mg/L)	**YGWA-1I (bg)**	**-0.0958**	**-81**	**-68**	**Yes**	**18**	**0**	**n/a**	**n/a**	**0.01**	**NP**
Calcium (mg/L)	YGWA-2I (bg)	0.08578	11	68	No	18	0	n/a	n/a	0.01	NP
Calcium (mg/L)	YGWA-30I (bg)	0.006518	17	68	No	18	0	n/a	n/a	0.01	NP
Calcium (mg/L)	YGWA-3D (bg)	0.5552	59	68	No	18	0	n/a	n/a	0.01	NP
Calcium (mg/L)	YGWA-3I (bg)	0.6025	52	68	No	18	0	n/a	n/a	0.01	NP
Sulfate (mg/L)	YGWA-17S (bg)	0.07043	47	68	No	18	0	n/a	n/a	0.01	NP
Sulfate (mg/L)	**YGWA-18I (bg)**	**-0.1558**	**-69**	**-68**	**Yes**	**18**	**22.22**	**n/a**	**n/a**	**0.01**	**NP**
Sulfate (mg/L)	YGWA-18S (bg)	-0.1518	-54	-68	No	18	11.11	n/a	n/a	0.01	NP
Sulfate (mg/L)	YGWA-20S (bg)	0	36	68	No	18	66.67	n/a	n/a	0.01	NP
Sulfate (mg/L)	YGWA-21I (bg)	-0.2086	-31	-68	No	18	0	n/a	n/a	0.01	NP
Sulfate (mg/L)	**YGWA-39 (bg)**	**-2.833**	**-59**	**-53**	**Yes**	**15**	**0**	**n/a**	**n/a**	**0.01**	**NP**
Sulfate (mg/L)	**YGWA-40 (bg)**	**-9.797**	**-77**	**-53**	**Yes**	**15**	**0**	**n/a**	**n/a**	**0.01**	**NP**
Sulfate (mg/L)	YGWA-4I (bg)	0.0866	30	68	No	18	0	n/a	n/a	0.01	NP
Sulfate (mg/L)	**YGWA-5D (bg)**	**-3.238**	**-119**	**-68**	**Yes**	**18**	**0**	**n/a**	**n/a**	**0.01**	**NP**
Sulfate (mg/L)	**YGWA-5I (bg)**	**0.0955**	**100**	**68**	**Yes**	**18**	**0**	**n/a**	**n/a**	**0.01**	**NP**

Appendix III Trend Tests - All Results

Plant Yates Client: Southern Company Data: Plant Yates AMA-R6 Printed 3/28/2022, 5:51 PM

Constituent	Well	Slope	Calc.	Critical	Sig.	N	%NDs	Normality	Xform	Alpha	Method
Sulfate (mg/L)	**YGWC-38**	**-157.5**	**-94**	**-53**	**Yes**	**15**	**0**	**n/a**	**n/a**	**0.01**	**NP**
Sulfate (mg/L)	**YGWC-42**	**-111.1**	**-76**	**-53**	**Yes**	**15**	**0**	**n/a**	**n/a**	**0.01**	**NP**
Sulfate (mg/L)	**YGWA-47 (bg)**	**-19.14**	**-92**	**-53**	**Yes**	**15**	**0**	**n/a**	**n/a**	**0.01**	**NP**
Sulfate (mg/L)	**GWA-2 (bg)**	**18.82**	**81**	**58**	**Yes**	**16**	**0**	**n/a**	**n/a**	**0.01**	**NP**
Sulfate (mg/L)	YGWA-14S (bg)	0.04468	14	68	No	18	0	n/a	n/a	0.01	NP
Sulfate (mg/L)	**YGWA-1D (bg)**	**0.9733**	**103**	**68**	**Yes**	**18**	**0**	**n/a**	**n/a**	**0.01**	**NP**
Sulfate (mg/L)	YGWA-1I (bg)	-0.1386	-20	-68	No	18	0	n/a	n/a	0.01	NP
Sulfate (mg/L)	YGWA-2I (bg)	0.7686	44	68	No	18	0	n/a	n/a	0.01	NP
Sulfate (mg/L)	YGWA-30I (bg)	-0.03944	-14	-68	No	18	11.11	n/a	n/a	0.01	NP
Sulfate (mg/L)	**YGWA-3D (bg)**	**0.4345**	**86**	**68**	**Yes**	**18**	**0**	**n/a**	**n/a**	**0.01**	**NP**
Sulfate (mg/L)	**YGWA-3I (bg)**	**1.183**	**74**	**68**	**Yes**	**18**	**0**	**n/a**	**n/a**	**0.01**	**NP**
Total Dissolved Solids (mg/L)	YGWA-17S (bg)	4.594	38	68	No	18	0	n/a	n/a	0.01	NP
Total Dissolved Solids (mg/L)	YGWA-18I (bg)	-0.8196	-15	-68	No	18	0	n/a	n/a	0.01	NP
Total Dissolved Solids (mg/L)	YGWA-18S (bg)	0.4481	12	68	No	18	0	n/a	n/a	0.01	NP
Total Dissolved Solids (mg/L)	YGWA-20S (bg)	3.147	36	68	No	18	0	n/a	n/a	0.01	NP
Total Dissolved Solids (mg/L)	YGWA-21I (bg)	12.83	63	68	No	18	0	n/a	n/a	0.01	NP
Total Dissolved Solids (mg/L)	YGWA-39 (bg)	28.42	53	53	No	15	0	n/a	n/a	0.01	NP
Total Dissolved Solids (mg/L)	**YGWA-40 (bg)**	**-13.89**	**-55**	**-53**	**Yes**	**15**	**0**	**n/a**	**n/a**	**0.01**	**NP**
Total Dissolved Solids (mg/L)	YGWA-4I (bg)	0.5267	6	68	No	18	0	n/a	n/a	0.01	NP
Total Dissolved Solids (mg/L)	**YGWA-5D (bg)**	**-15.08**	**-97**	**-68**	**Yes**	**18**	**0**	**n/a**	**n/a**	**0.01**	**NP**
Total Dissolved Solids (mg/L)	YGWA-5I (bg)	0	-4	-68	No	18	0	n/a	n/a	0.01	NP
Total Dissolved Solids (mg/L)	**YGWC-38**	**-210**	**-75**	**-53**	**Yes**	**15**	**0**	**n/a**	**n/a**	**0.01**	**NP**
Total Dissolved Solids (mg/L)	**YGWC-41**	**-119.1**	**-83**	**-53**	**Yes**	**15**	**0**	**n/a**	**n/a**	**0.01**	**NP**
Total Dissolved Solids (mg/L)	**YGWC-42**	**-162.2**	**-79**	**-53**	**Yes**	**15**	**0**	**n/a**	**n/a**	**0.01**	**NP**
Total Dissolved Solids (mg/L)	**YGWC-43**	**86.07**	**65**	**53**	**Yes**	**15**	**0**	**n/a**	**n/a**	**0.01**	**NP**
Total Dissolved Solids (mg/L)	**YGWA-47 (bg)**	**-13.78**	**-75**	**-53**	**Yes**	**15**	**0**	**n/a**	**n/a**	**0.01**	**NP**
Total Dissolved Solids (mg/L)	**GWA-2 (bg)**	**24.56**	**61**	**58**	**Yes**	**16**	**0**	**n/a**	**n/a**	**0.01**	**NP**
Total Dissolved Solids (mg/L)	YGWA-14S (bg)	0.8555	20	68	No	18	0	n/a	n/a	0.01	NP
Total Dissolved Solids (mg/L)	YGWA-1D (bg)	0.2702	7	68	No	18	0	n/a	n/a	0.01	NP
Total Dissolved Solids (mg/L)	YGWA-1I (bg)	-2.568	-31	-68	No	18	0	n/a	n/a	0.01	NP
Total Dissolved Solids (mg/L)	YGWA-2I (bg)	-2.032	-29	-68	No	18	0	n/a	n/a	0.01	NP
Total Dissolved Solids (mg/L)	YGWA-30I (bg)	2.779	37	68	No	18	11.11	n/a	n/a	0.01	NP
Total Dissolved Solids (mg/L)	YGWA-3D (bg)	1.473	15	68	No	18	0	n/a	n/a	0.01	NP
Total Dissolved Solids (mg/L)	YGWA-3I (bg)	1.513	13	68	No	18	0	n/a	n/a	0.01	NP

Sanitas™ v.9.6.32g Groundwater Stats Consulting. UG
Hollow symbols indicate censored values.

Sen's Slope Estimator

YGWA-17S (bg)

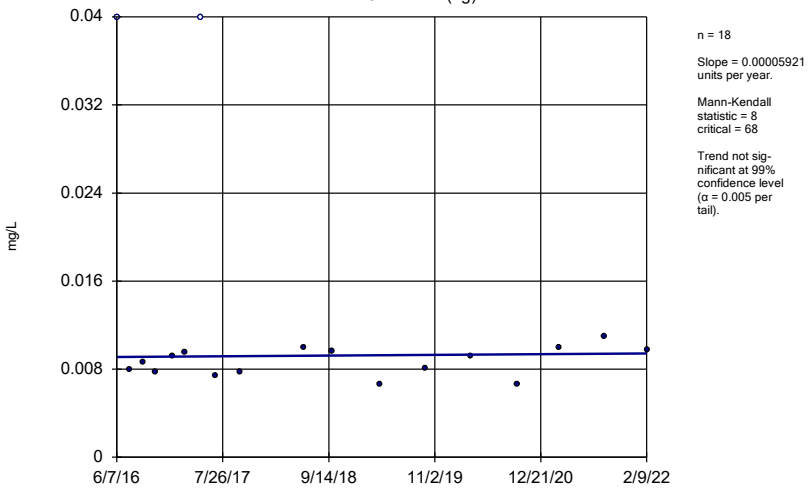

n = 18

Slope = 0.00005921 units per year.

Mann-Kendall statistic = 8
critical = 68

Trend not significant at 99% confidence level (α = 0.005 per tail).

Constituent: Boron Analysis Run 3/28/2022 5:49 PM View: Appendix III - Trend Tests
Plant Yates Client: Southern Company Data: Plant Yates AMA-R6

Sanitas™ v.9.6.32g Groundwater Stats Consulting. UG
Hollow symbols indicate censored values.

Sen's Slope Estimator

YGWA-18I (bg)

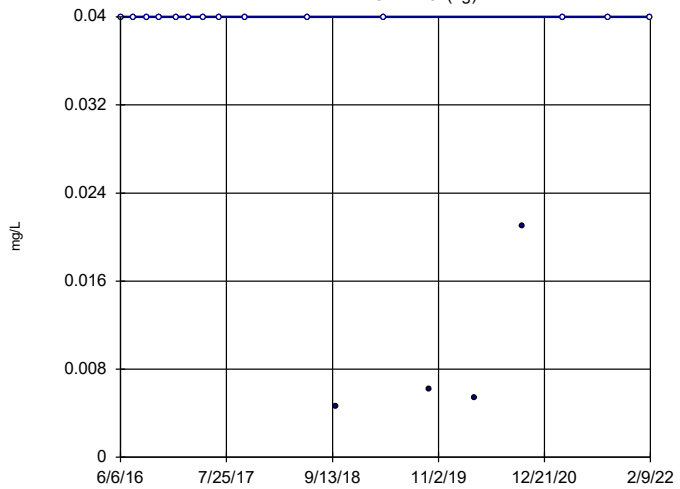

n = 18

Slope = 0 units per year.

Mann-Kendall statistic = -26
critical = -68

Trend not significant at 99% confidence level (α = 0.005 per tail).

Constituent: Boron Analysis Run 3/28/2022 5:49 PM View: Appendix III - Trend Tests
Plant Yates Client: Southern Company Data: Plant Yates AMA-R6

Sanitas™ v.9.6.32g Groundwater Stats Consulting. UG
Hollow symbols indicate censored values.

Sen's Slope Estimator

YGWA-18S (bg)

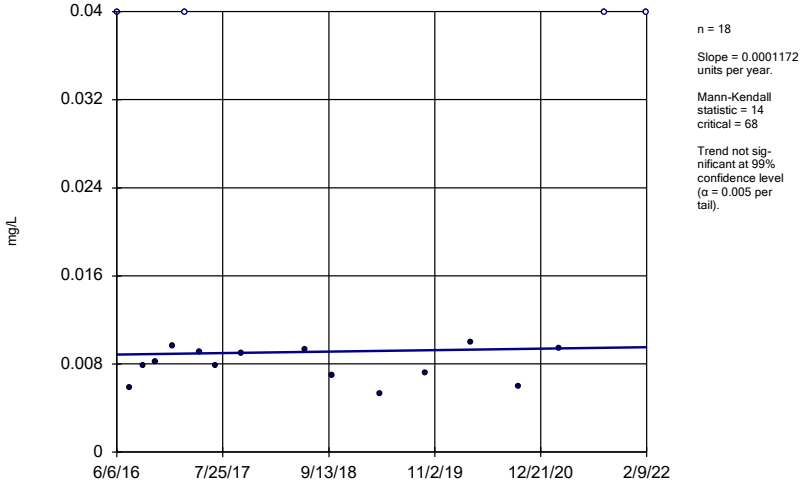

n = 18

Slope = 0.0001172 units per year.

Mann-Kendall statistic = 14
critical = 68

Trend not significant at 99% confidence level (α = 0.005 per tail).

Constituent: Boron Analysis Run 3/28/2022 5:49 PM View: Appendix III - Trend Tests
Plant Yates Client: Southern Company Data: Plant Yates AMA-R6

Sanitas™ v.9.6.32g Groundwater Stats Consulting. UG
Hollow symbols indicate censored values.

Sen's Slope Estimator

YGWA-20S (bg)

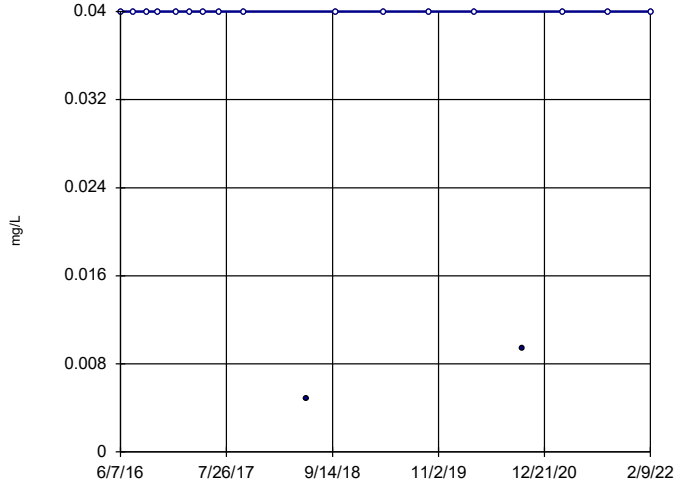

n = 18

Slope = 0 units per year.

Mann-Kendall statistic = -11
critical = -68

Trend not significant at 99% confidence level (α = 0.005 per tail).

Constituent: Boron Analysis Run 3/28/2022 5:49 PM View: Appendix III - Trend Tests
Plant Yates Client: Southern Company Data: Plant Yates AMA-R6

Sanitas™ v.9.6.32g Groundwater Stats Consulting. UG
Hollow symbols indicate censored values.

Sen's Slope Estimator

YGWA-21I (bg)

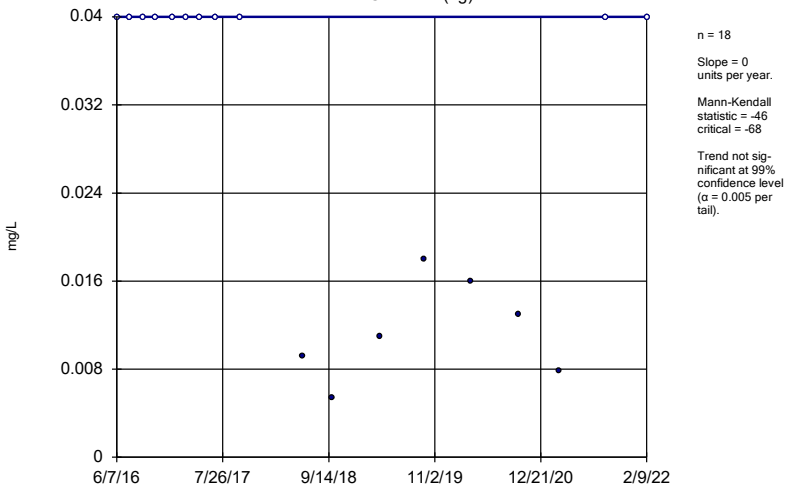

n = 18

Slope = 0 units per year.

Mann-Kendall statistic = -46
critical = -68

Trend not significant at 99% confidence level (α = 0.005 per tail).

Constituent: Boron Analysis Run 3/28/2022 5:49 PM View: Appendix III - Trend Tests
Plant Yates Client: Southern Company Data: Plant Yates AMA-R6

Sanitas™ v.9.6.32g Groundwater Stats Consulting. UG
Hollow symbols indicate censored values.

Sen's Slope Estimator

YGWA-39 (bg)

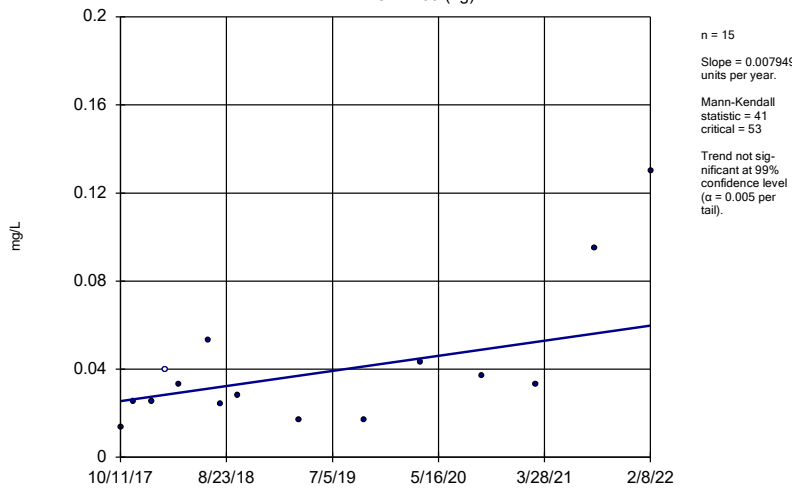

n = 15

Slope = 0.007949 units per year.

Mann-Kendall statistic = 41
critical = 53

Trend not significant at 99% confidence level (α = 0.005 per tail).

Constituent: Boron Analysis Run 3/28/2022 5:49 PM View: Appendix III - Trend Tests
Plant Yates Client: Southern Company Data: Plant Yates AMA-R6

Sanitas™ v.9.6.32g Groundwater Stats Consulting. UG

Sen's Slope Estimator

YGWA-40 (bg)

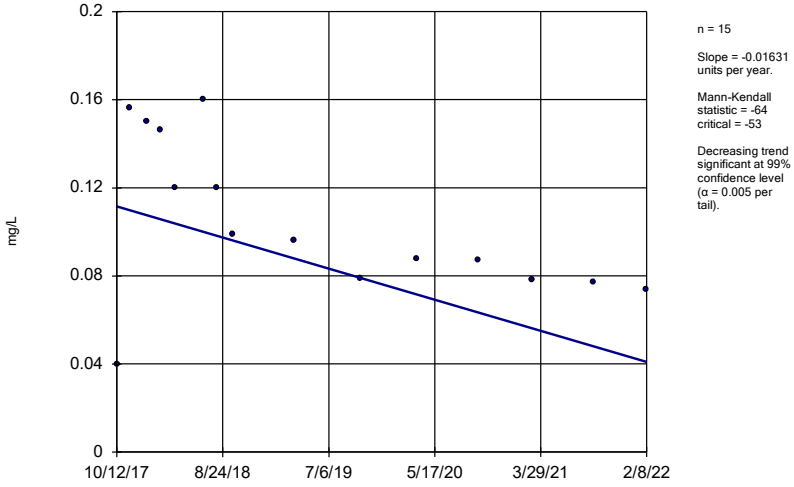

n = 15

Slope = -0.01631 units per year.

Mann-Kendall statistic = -64
critical = -53

Decreasing trend significant at 99% confidence level (α = 0.005 per tail).

Constituent: Boron Analysis Run 3/28/2022 5:49 PM View: Appendix III - Trend Tests
Plant Yates Client: Southern Company Data: Plant Yates AMA-R6

Sanitas™ v.9.6.32g Groundwater Stats Consulting. UG
Hollow symbols indicate censored values.

Sen's Slope Estimator

YGWA-4I (bg)

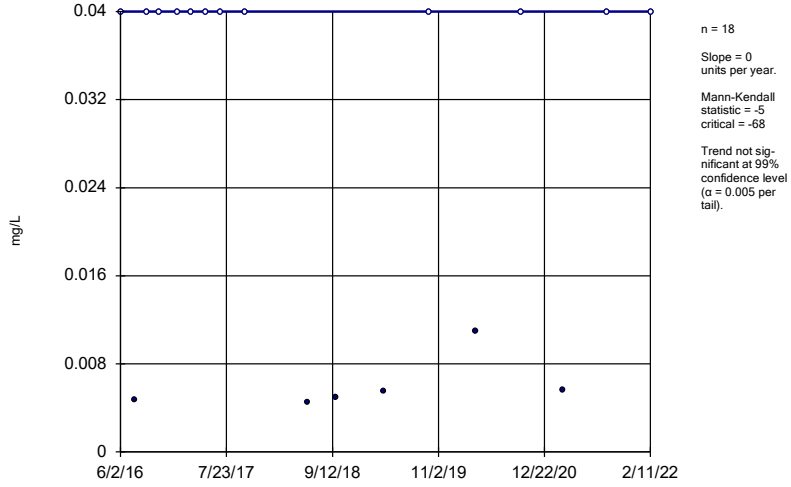

n = 18

Slope = 0 units per year.

Mann-Kendall statistic = -5
critical = -68

Trend not significant at 99% confidence level (α = 0.005 per tail).

Constituent: Boron Analysis Run 3/28/2022 5:49 PM View: Appendix III - Trend Tests
Plant Yates Client: Southern Company Data: Plant Yates AMA-R6

Sanitas™ v.9.6.32g Groundwater Stats Consulting. UG
Hollow symbols indicate censored values.

Sen's Slope Estimator

YGWA-5D (bg)

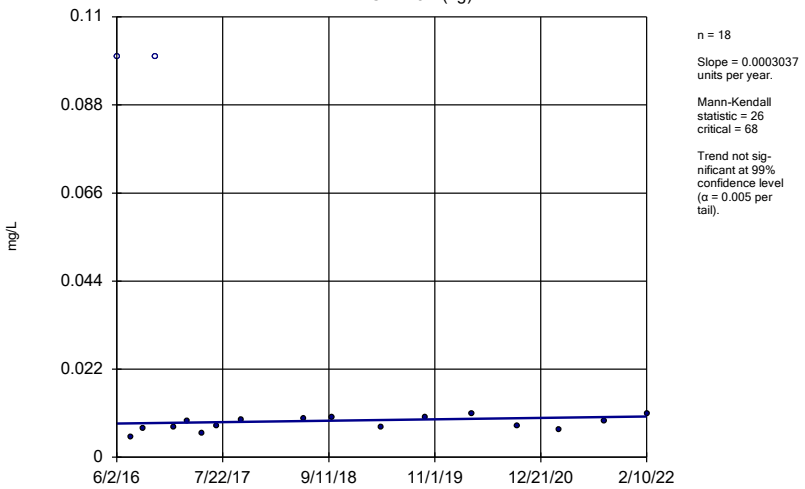

n = 18

Slope = 0.0003037 units per year.

Mann-Kendall statistic = 26
critical = 68

Trend not significant at 99% confidence level (α = 0.005 per tail).

Constituent: Boron Analysis Run 3/28/2022 5:49 PM View: Appendix III - Trend Tests
Plant Yates Client: Southern Company Data: Plant Yates AMA-R6

Sanitas™ v.9.6.32g Groundwater Stats Consulting. UG
Hollow symbols indicate censored values.

Sen's Slope Estimator

YGWA-5I (bg)

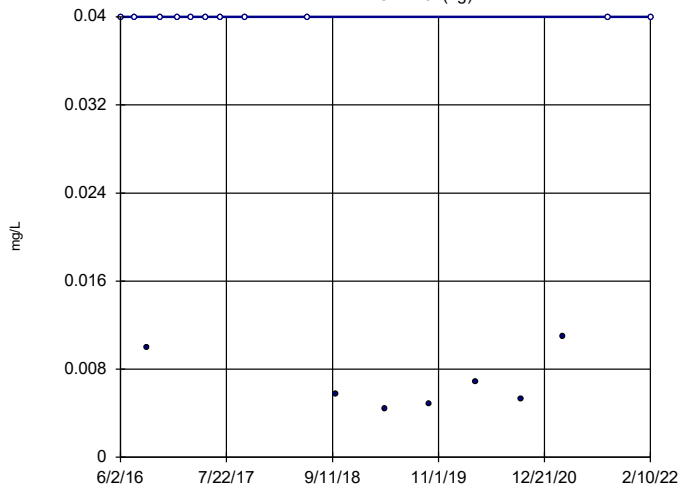

n = 18

Slope = 0 units per year.

Mann-Kendall statistic = -32
critical = -68

Trend not significant at 99% confidence level (α = 0.005 per tail).

Constituent: Boron Analysis Run 3/28/2022 5:49 PM View: Appendix III - Trend Tests
Plant Yates Client: Southern Company Data: Plant Yates AMA-R6

Sanitas™ v.9.6.32g Groundwater Stats Consulting. UG

Sen's Slope Estimator

YGWC-23S

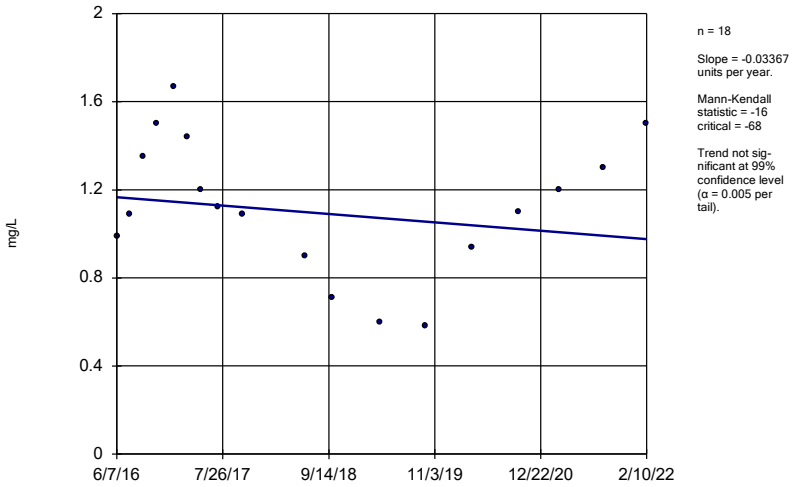

n = 18

Slope = -0.03367 units per year.

Mann-Kendall statistic = -16
critical = -68

Trend not significant at 99% confidence level (α = 0.005 per tail).

Constituent: Boron Analysis Run 3/28/2022 5:49 PM View: Appendix III - Trend Tests
Plant Yates Client: Southern Company Data: Plant Yates AMA-R6

Sanitas™ v.9.6.32g Groundwater Stats Consulting. UG

Sen's Slope Estimator

YGWC-38

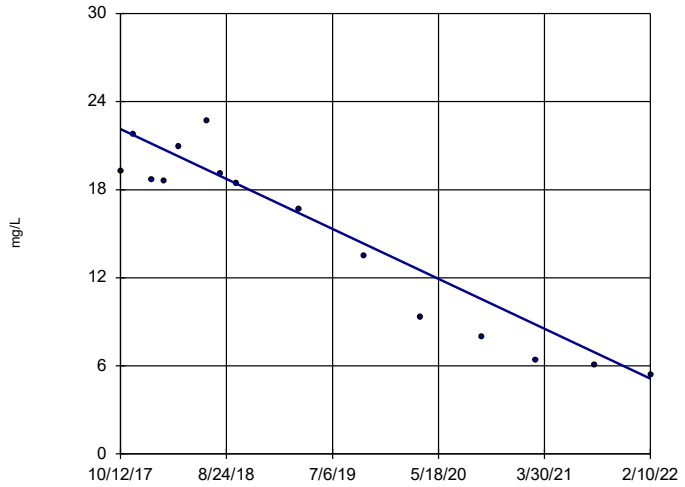

n = 15

Slope = -3.924 units per year.

Mann-Kendall statistic = -83
critical = -53

Decreasing trend significant at 99% confidence level (α = 0.005 per tail).

Constituent: Boron Analysis Run 3/28/2022 5:49 PM View: Appendix III - Trend Tests
Plant Yates Client: Southern Company Data: Plant Yates AMA-R6

Sen's Slope Estimator

YGWC-41

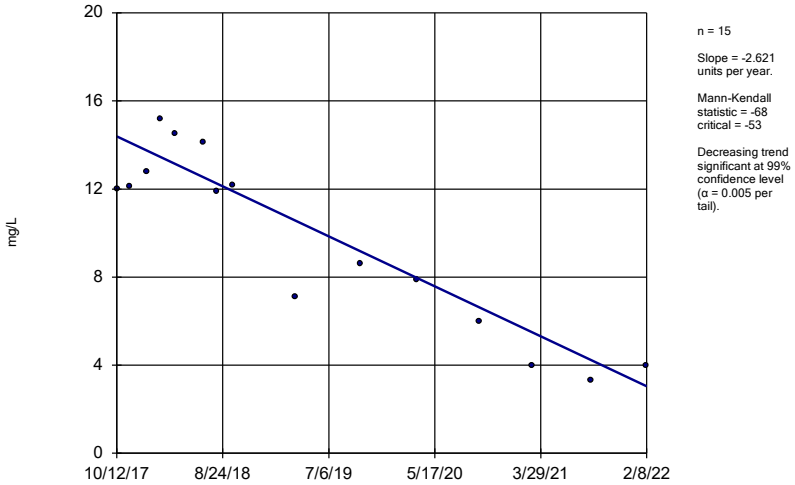

n = 15

Slope = -2.621 units per year.

Mann-Kendall statistic = -68 critical = -53

Decreasing trend significant at 99% confidence level (α = 0.005 per tail).

Constituent: Boron Analysis Run 3/28/2022 5:49 PM View: Appendix III - Trend Tests

Plant Yates Client: Southern Company Data: Plant Yates AMA-R6

Sanitas™ v.9.6.32g Groundwater Stats Consulting. UG

Sen's Slope Estimator

YGWC-42

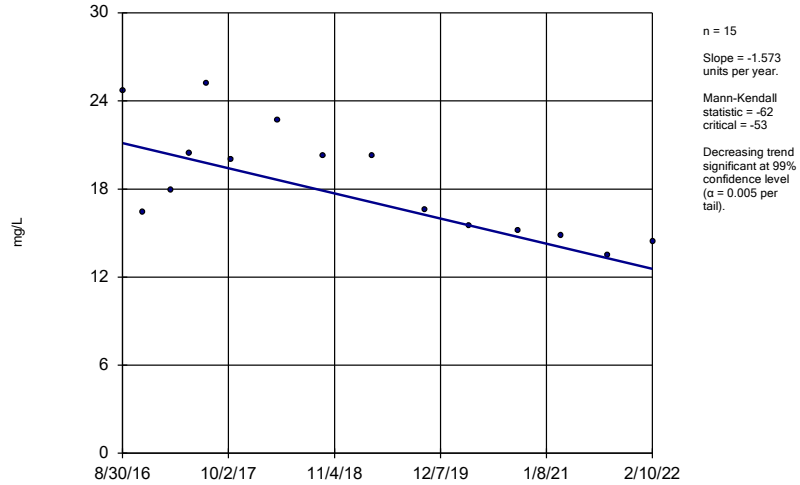

n = 15

Slope = -1.573 units per year.

Mann-Kendall statistic = -62 critical = -53

Decreasing trend significant at 99% confidence level (α = 0.005 per tail).

Constituent: Boron Analysis Run 3/28/2022 5:49 PM View: Appendix III - Trend Tests

Plant Yates Client: Southern Company Data: Plant Yates AMA-R6

Sanitas™ v.9.6.32g Groundwater Stats Consulting. UG

Sen's Slope Estimator

YGWC-43

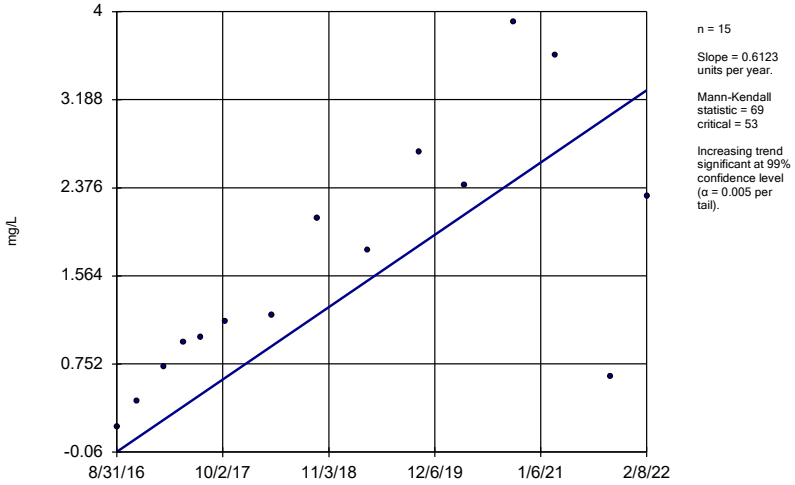

n = 15

Slope = 0.6123 units per year.

Mann-Kendall statistic = 69 critical = 53

Increasing trend significant at 99% confidence level (α = 0.005 per tail).

Constituent: Boron Analysis Run 3/28/2022 5:49 PM View: Appendix III - Trend Tests

Plant Yates Client: Southern Company Data: Plant Yates AMA-R6

Sanitas™ v.9.6.32g Groundwater Stats Consulting. UG

Sen's Slope Estimator

YGWA-47 (bg)

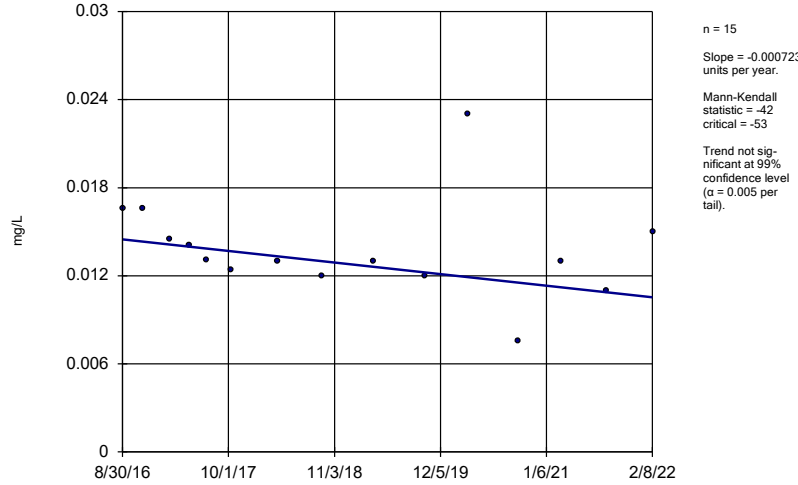

n = 15

Slope = -0.0007235 units per year.

Mann-Kendall statistic = -42 critical = -53

Trend not significant at 99% confidence level (α = 0.005 per tail).

Constituent: Boron Analysis Run 3/28/2022 5:49 PM View: Appendix III - Trend Tests

Plant Yates Client: Southern Company Data: Plant Yates AMA-R6

Sanitas™ v.9.6.32g Groundwater Stats Consulting. UG
Hollow symbols indicate censored values.

Sen's Slope Estimator

GWA-2 (bg)

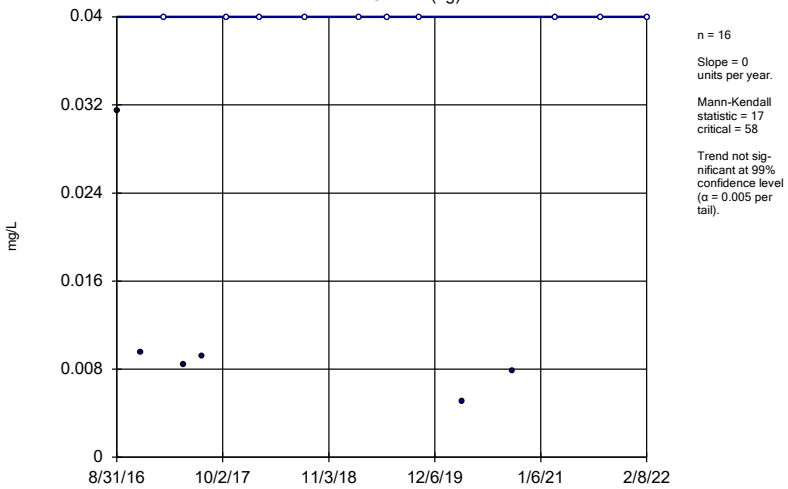

n = 16

Slope = 0 units per year.

Mann-Kendall statistic = 17
critical = 58

Trend not significant at 99% confidence level (α = 0.005 per tail).

Constituent: Boron Analysis Run 3/28/2022 5:49 PM View: Appendix III - Trend Tests
Plant Yates Client: Southern Company Data: Plant Yates AMA-R6

Sanitas™ v.9.6.32g Groundwater Stats Consulting. UG
Hollow symbols indicate censored values.

Sen's Slope Estimator

YGWA-14S (bg)

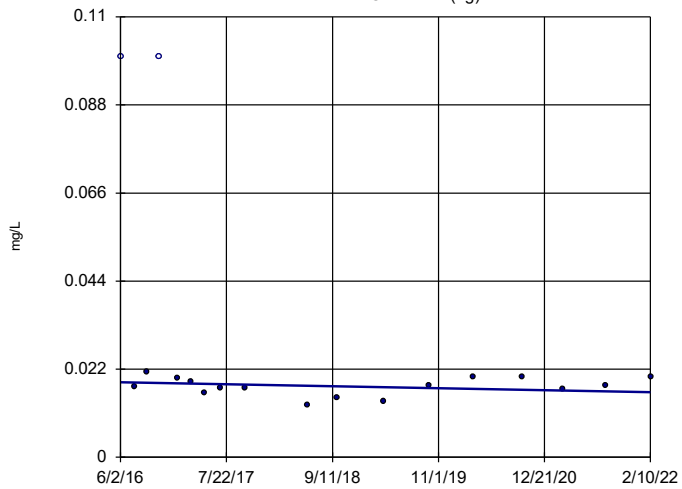

n = 18

Slope = -0.0004307 units per year.

Mann-Kendall statistic = -27
critical = -68

Trend not significant at 99% confidence level (α = 0.005 per tail).

Constituent: Boron Analysis Run 3/28/2022 5:49 PM View: Appendix III - Trend Tests
Plant Yates Client: Southern Company Data: Plant Yates AMA-R6

Sanitas™ v.9.6.32g Groundwater Stats Consulting. UG
Hollow symbols indicate censored values.

Sen's Slope Estimator

YGWA-1D (bg)

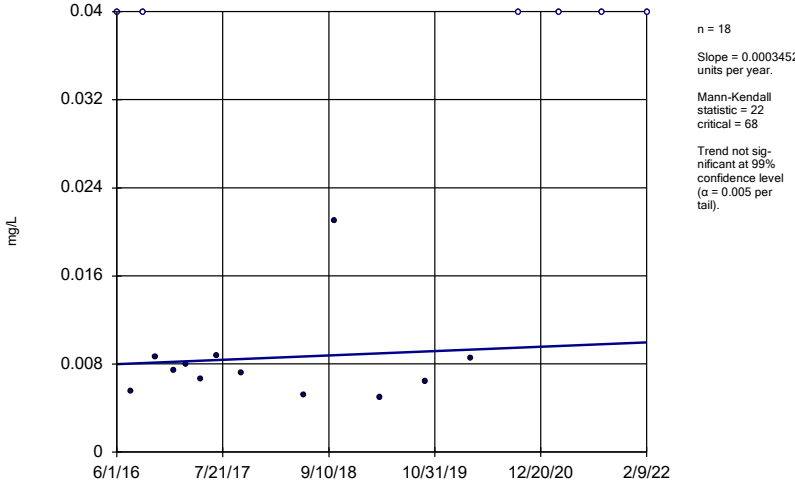

n = 18

Slope = 0.0003452 units per year.

Mann-Kendall statistic = 22
critical = 68

Trend not significant at 99% confidence level (α = 0.005 per tail).

Constituent: Boron Analysis Run 3/28/2022 5:49 PM View: Appendix III - Trend Tests
Plant Yates Client: Southern Company Data: Plant Yates AMA-R6

Sanitas™ v.9.6.32g Groundwater Stats Consulting. UG
Hollow symbols indicate censored values.

Sen's Slope Estimator

YGWA-1I (bg)

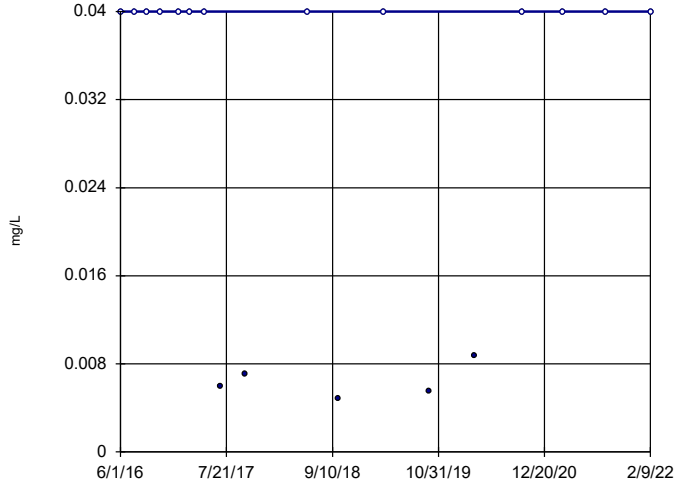

n = 18

Slope = 0 units per year.

Mann-Kendall statistic = -13
critical = -68

Trend not significant at 99% confidence level (α = 0.005 per tail).

Constituent: Boron Analysis Run 3/28/2022 5:49 PM View: Appendix III - Trend Tests
Plant Yates Client: Southern Company Data: Plant Yates AMA-R6

Sanitas™ v.9.6.32g Groundwater Stats Consulting. UG
Hollow symbols indicate censored values.

Sen's Slope Estimator

YGWA-2I (bg)

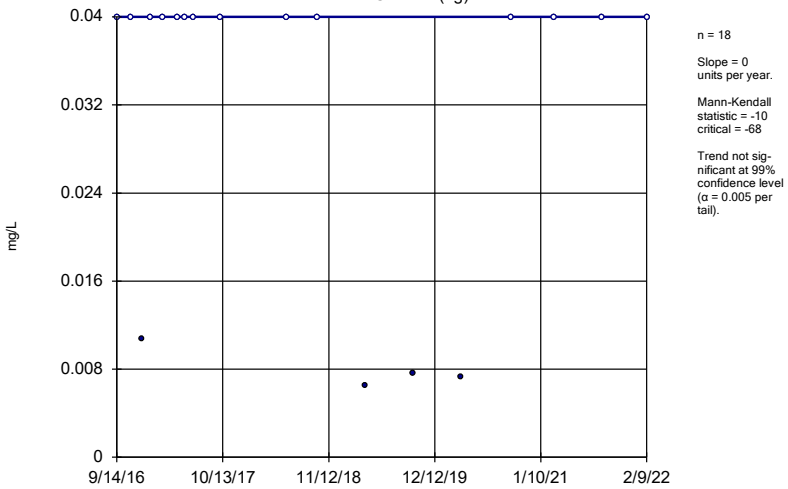

n = 18

Slope = 0 units per year.

Mann-Kendall statistic = -10
critical = -68

Trend not significant at 99% confidence level (α = 0.005 per tail).

Constituent: Boron Analysis Run 3/28/2022 5:49 PM View: Appendix III - Trend Tests
Plant Yates Client: Southern Company Data: Plant Yates AMA-R6

Sanitas™ v.9.6.32g Groundwater Stats Consulting. UG
Hollow symbols indicate censored values.

Sen's Slope Estimator

YGWA-30I (bg)

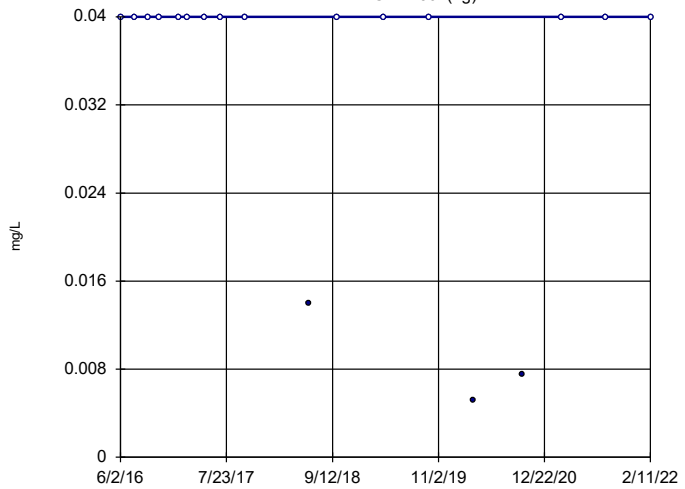

n = 18

Slope = 0 units per year.

Mann-Kendall statistic = -22
critical = -68

Trend not significant at 99% confidence level (α = 0.005 per tail).

Constituent: Boron Analysis Run 3/28/2022 5:49 PM View: Appendix III - Trend Tests
Plant Yates Client: Southern Company Data: Plant Yates AMA-R6

Sanitas™ v.9.6.32g Groundwater Stats Consulting. UG
Hollow symbols indicate censored values.

Sen's Slope Estimator

YGWA-3D (bg)

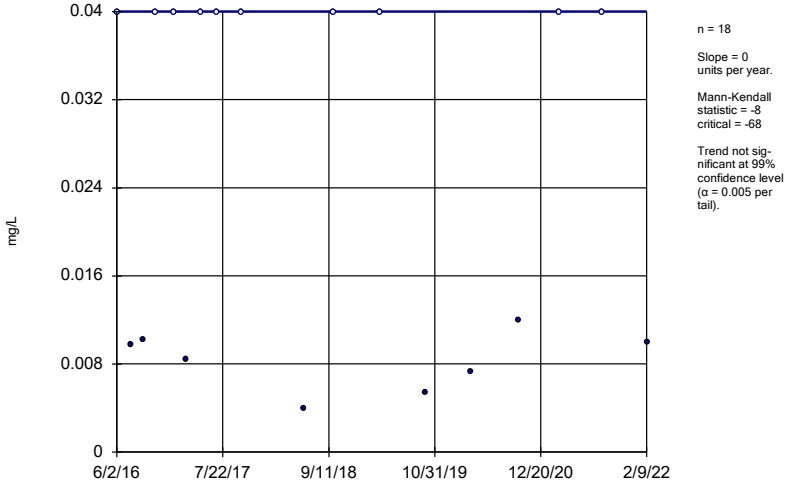

n = 18

Slope = 0 units per year.

Mann-Kendall statistic = -8
critical = -68

Trend not significant at 99% confidence level (α = 0.005 per tail).

Constituent: Boron Analysis Run 3/28/2022 5:49 PM View: Appendix III - Trend Tests
Plant Yates Client: Southern Company Data: Plant Yates AMA-R6

Sanitas™ v.9.6.32g Groundwater Stats Consulting. UG
Hollow symbols indicate censored values.

Sen's Slope Estimator

YGWA-3I (bg)

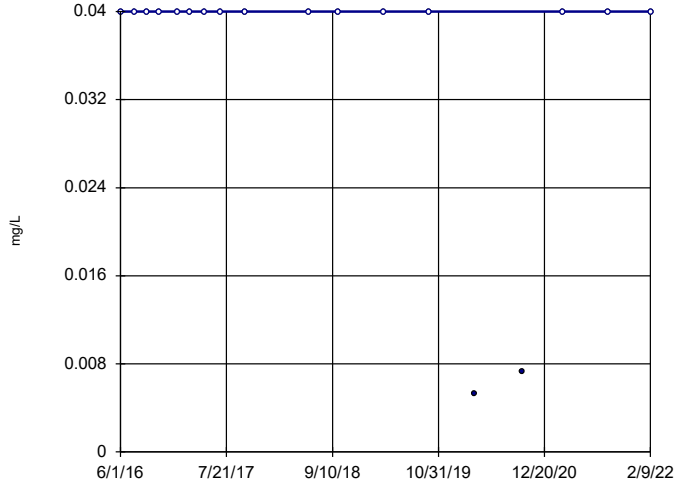

n = 18

Slope = 0 units per year.

Mann-Kendall statistic = -19
critical = -68

Trend not significant at 99% confidence level (α = 0.005 per tail).

Constituent: Boron Analysis Run 3/28/2022 5:49 PM View: Appendix III - Trend Tests
Plant Yates Client: Southern Company Data: Plant Yates AMA-R6

Sen's Slope Estimator

YGWA-17S (bg)

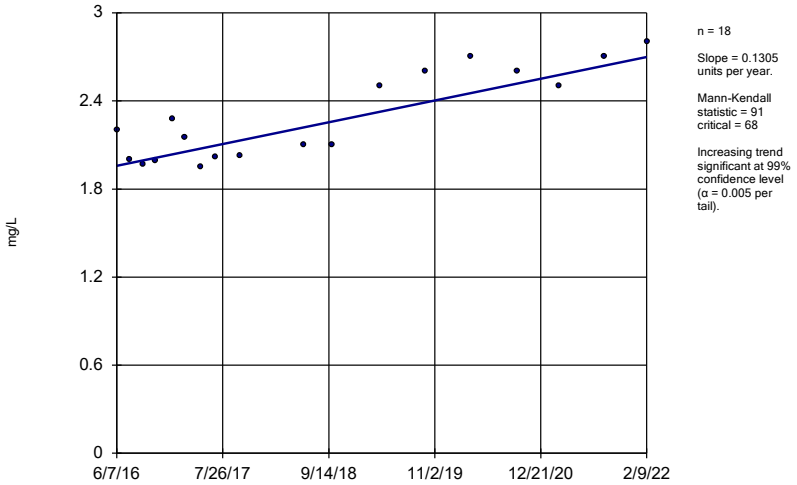

n = 18

Slope = 0.1305 units per year.

Mann-Kendall statistic = 91
critical = 68

Increasing trend significant at 99% confidence level (α = 0.005 per tail).

Constituent: Calcium Analysis Run 3/28/2022 5:49 PM View: Appendix III - Trend Tests
Plant Yates Client: Southern Company Data: Plant Yates AMA-R6

Sanitas™ v.9.6.32g Groundwater Stats Consulting. UG

Sen's Slope Estimator

YGWA-18I (bg)

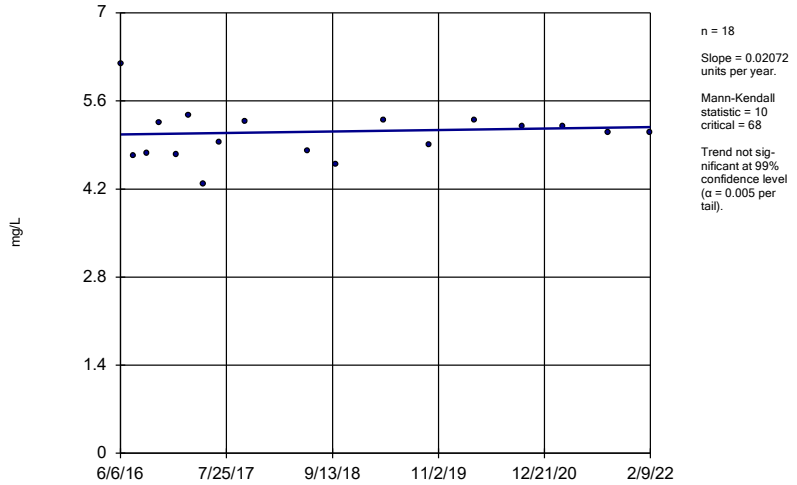

n = 18

Slope = 0.02072 units per year.

Mann-Kendall statistic = 10
critical = 68

Trend not significant at 99% confidence level (α = 0.005 per tail).

Constituent: Calcium Analysis Run 3/28/2022 5:49 PM View: Appendix III - Trend Tests
Plant Yates Client: Southern Company Data: Plant Yates AMA-R6

Sanitas™ v.9.6.32g Groundwater Stats Consulting. UG

Sen's Slope Estimator

YGWA-18S (bg)

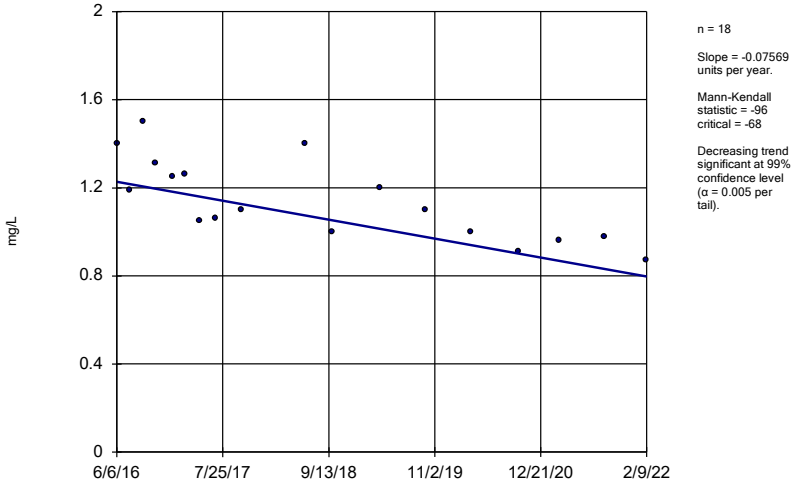

n = 18

Slope = -0.07569 units per year.

Mann-Kendall statistic = -96
critical = -68

Decreasing trend significant at 99% confidence level (α = 0.005 per tail).

Constituent: Calcium Analysis Run 3/28/2022 5:49 PM View: Appendix III - Trend Tests
Plant Yates Client: Southern Company Data: Plant Yates AMA-R6

Sanitas™ v.9.6.32g Groundwater Stats Consulting. UG

Sen's Slope Estimator

YGWA-20S (bg)

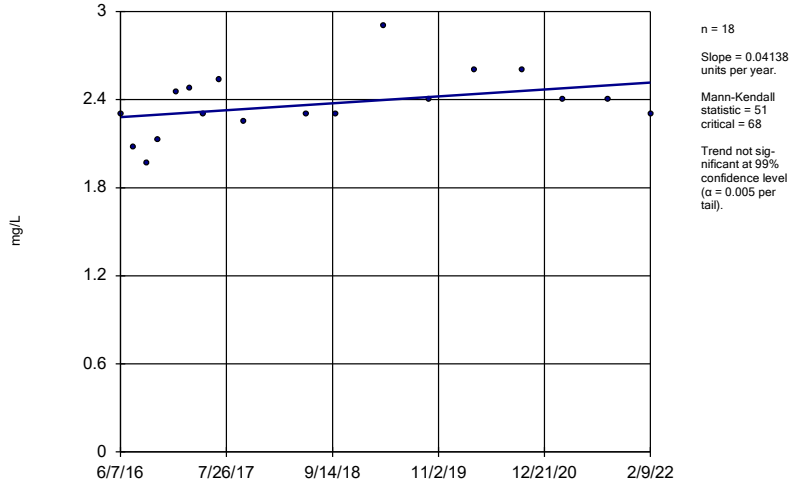

n = 18

Slope = 0.04138 units per year.

Mann-Kendall statistic = 51
critical = 68

Trend not significant at 99% confidence level (α = 0.005 per tail).

Constituent: Calcium Analysis Run 3/28/2022 5:49 PM View: Appendix III - Trend Tests
Plant Yates Client: Southern Company Data: Plant Yates AMA-R6

Sen's Slope Estimator

YGWA-21I (bg)

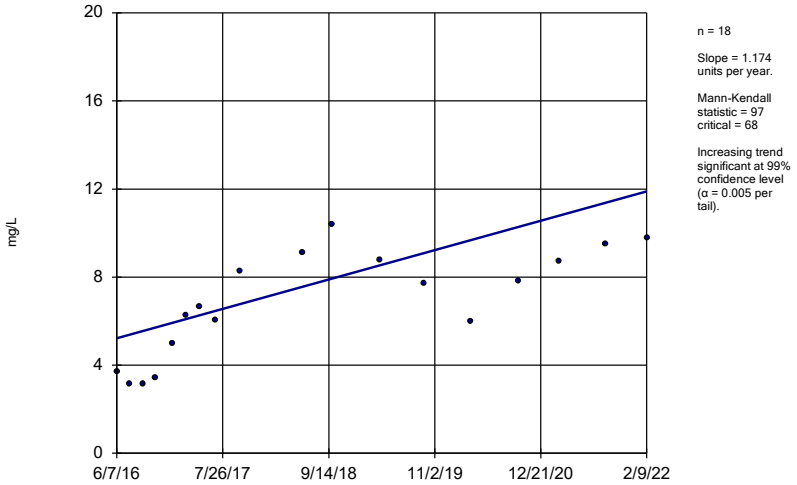

n = 18

Slope = 1.174 units per year.

Mann-Kendall statistic = 97 critical = 68

Increasing trend significant at 99% confidence level (α = 0.005 per tail).

Constituent: Calcium Analysis Run 3/28/2022 5:49 PM View: Appendix III - Trend Tests

Plant Yates Client: Southern Company Data: Plant Yates AMA-R6

Sen's Slope Estimator

YGWA-39 (bg)

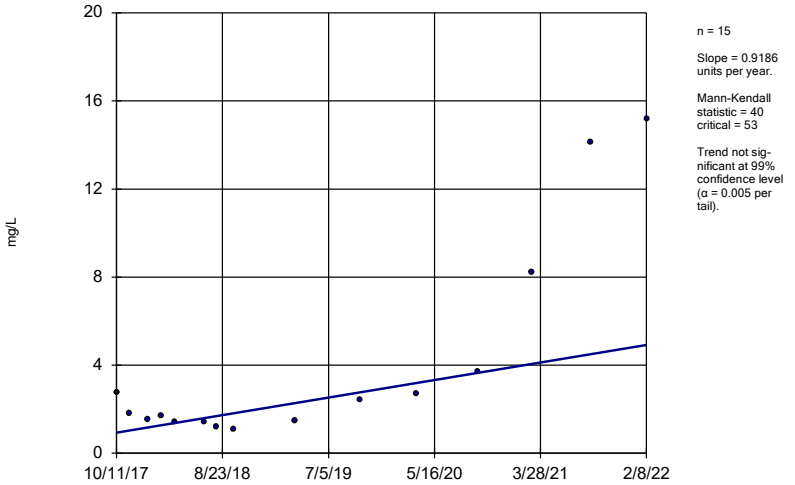

n = 15

Slope = 0.9186 units per year.

Mann-Kendall statistic = 40 critical = 53

Trend not sig-nificant at 99% confidence level (α = 0.005 per tail).

Constituent: Calcium Analysis Run 3/28/2022 5:49 PM View: Appendix III - Trend Tests

Plant Yates Client: Southern Company Data: Plant Yates AMA-R6

Hollow symbols indicate censored values.

Sen's Slope Estimator

YGWA-40 (bg)

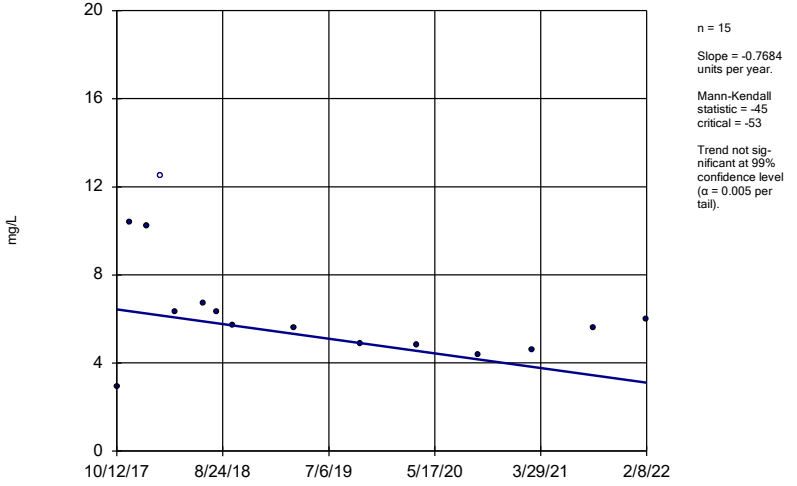

n = 15

Slope = -0.7684 units per year.

Mann-Kendall statistic = -45 critical = -53

Trend not sig-nificant at 99% confidence level (α = 0.005 per tail).

Constituent: Calcium Analysis Run 3/28/2022 5:49 PM View: Appendix III - Trend Tests

Plant Yates Client: Southern Company Data: Plant Yates AMA-R6

Sen's Slope Estimator

YGWA-4I (bg)

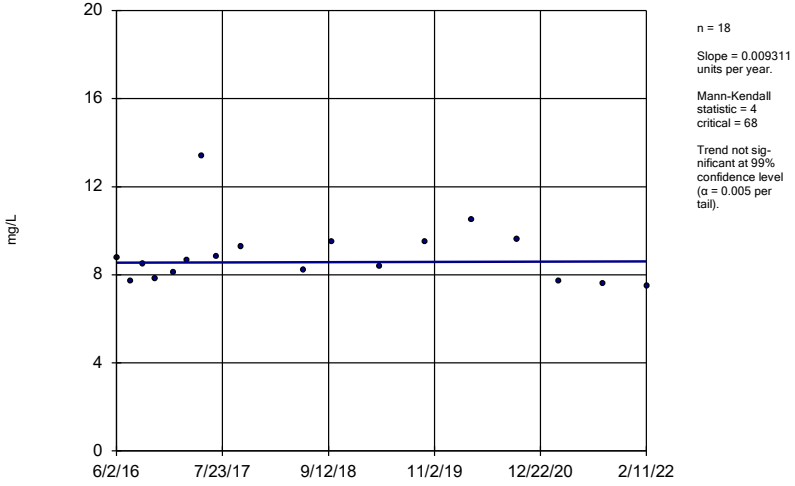

n = 18

Slope = 0.009311 units per year.

Mann-Kendall statistic = 4 critical = 68

Trend not sig-nificant at 99% confidence level (α = 0.005 per tail).

Constituent: Calcium Analysis Run 3/28/2022 5:49 PM View: Appendix III - Trend Tests

Plant Yates Client: Southern Company Data: Plant Yates AMA-R6

Sen's Slope Estimator

YGWA-5D (bg)

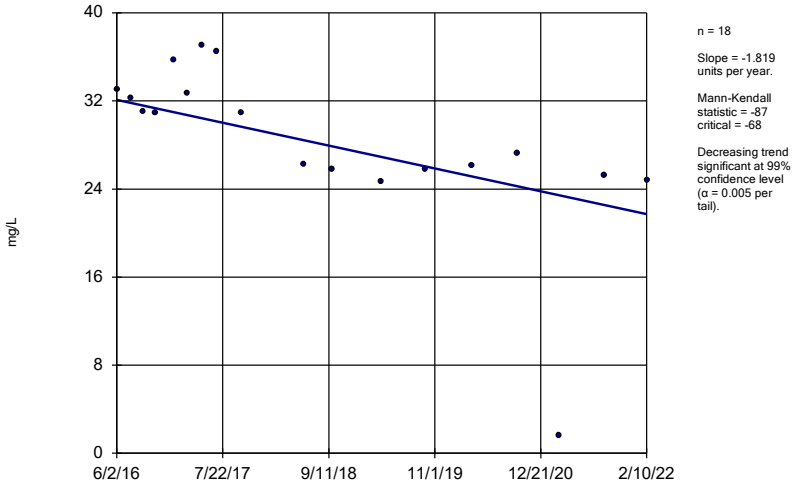

n = 18

Slope = -1.819 units per year.

Mann-Kendall statistic = -87 critical = -68

Decreasing trend significant at 99% confidence level (α = 0.005 per tail).

Constituent: Calcium Analysis Run 3/28/2022 5:49 PM View: Appendix III - Trend Tests

Plant Yates Client: Southern Company Data: Plant Yates AMA-R6

Sanitas™ v.9.6.32g Groundwater Stats Consulting. UG

Sen's Slope Estimator

YGWA-5I (bg)

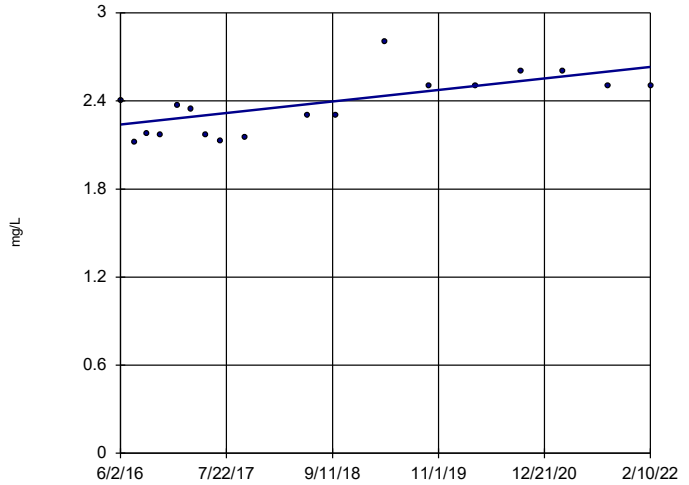

n = 18

Slope = 0.06854 units per year.

Mann-Kendall statistic = 66 critical = 68

Trend not significant at 99% confidence level (α = 0.005 per tail).

Constituent: Calcium Analysis Run 3/28/2022 5:49 PM View: Appendix III - Trend Tests

Plant Yates Client: Southern Company Data: Plant Yates AMA-R6

Sanitas™ v.9.6.32g Groundwater Stats Consulting. UG

Sen's Slope Estimator

YGWC-38

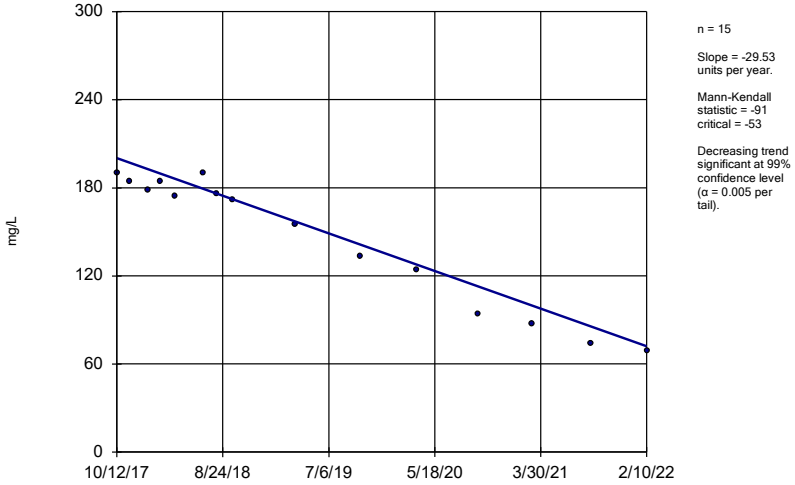

n = 15

Slope = -29.53 units per year.

Mann-Kendall statistic = -91 critical = -53

Decreasing trend significant at 99% confidence level (α = 0.005 per tail).

Constituent: Calcium Analysis Run 3/28/2022 5:49 PM View: Appendix III - Trend Tests

Plant Yates Client: Southern Company Data: Plant Yates AMA-R6

Sanitas™ v.9.6.32g Groundwater Stats Consulting. UG

Sen's Slope Estimator

YGWC-42

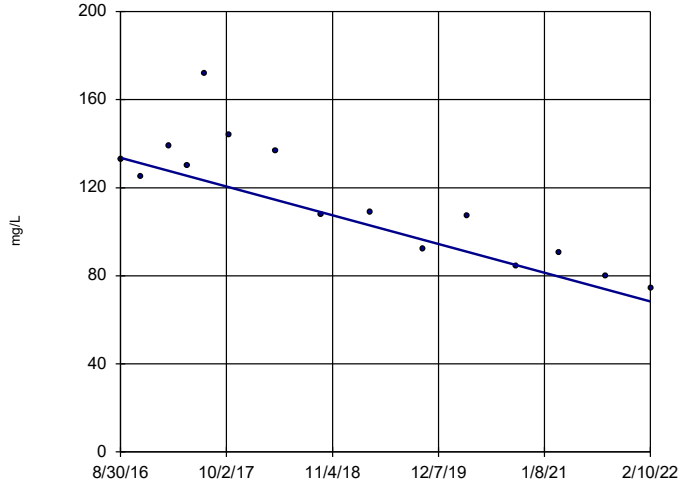

n = 15

Slope = -11.96 units per year.

Mann-Kendall statistic = -71 critical = -53

Decreasing trend significant at 99% confidence level (α = 0.005 per tail).

Constituent: Calcium Analysis Run 3/28/2022 5:49 PM View: Appendix III - Trend Tests

Plant Yates Client: Southern Company Data: Plant Yates AMA-R6

Sanitas™ v.9.6.32g Groundwater Stats Consulting. UG
Hollow symbols indicate censored values.

Sen's Slope Estimator

YGWA-47 (bg)

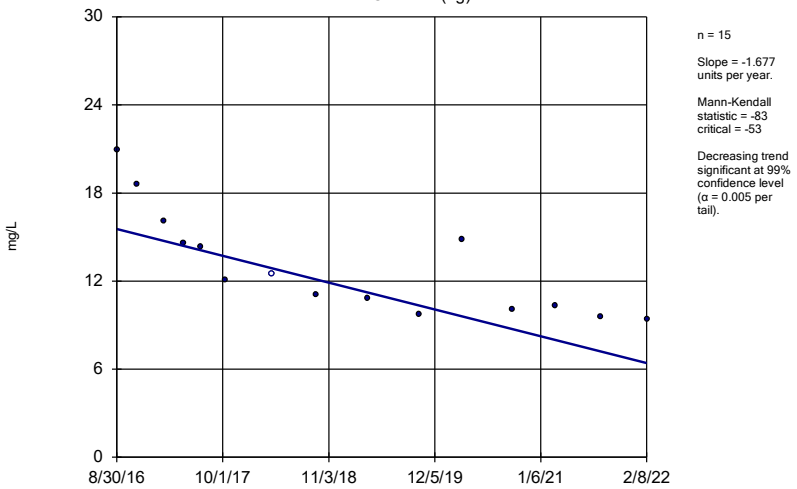

n = 15

Slope = -1.677 units per year.

Mann-Kendall statistic = -83
critical = -53

Decreasing trend significant at 99% confidence level (α = 0.005 per tail).

Constituent: Calcium Analysis Run 3/28/2022 5:49 PM View: Appendix III - Trend Tests
Plant Yates Client: Southern Company Data: Plant Yates AMA-R6

Sanitas™ v.9.6.32g Groundwater Stats Consulting. UG
Hollow symbols indicate censored values.

Sen's Slope Estimator

GWA-2 (bg)

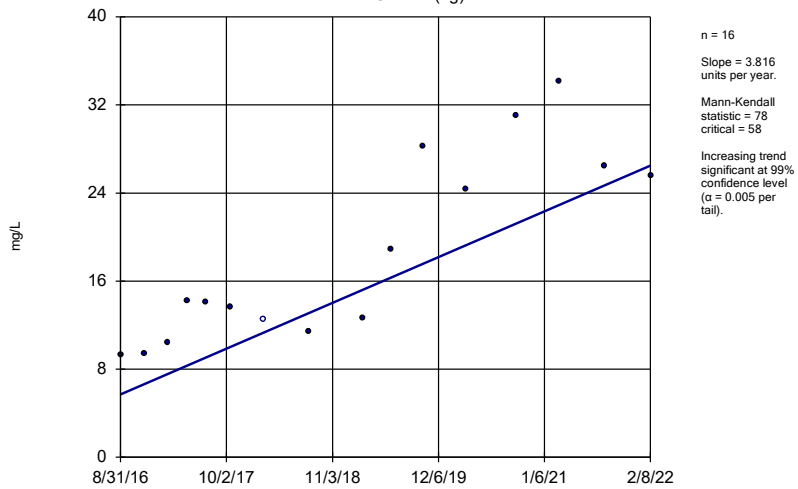

n = 16

Slope = 3.816 units per year.

Mann-Kendall statistic = 78
critical = 58

Increasing trend significant at 99% confidence level (α = 0.005 per tail).

Constituent: Calcium Analysis Run 3/28/2022 5:49 PM View: Appendix III - Trend Tests
Plant Yates Client: Southern Company Data: Plant Yates AMA-R6

Sanitas™ v.9.6.32g Groundwater Stats Consulting. UG

Sen's Slope Estimator

YGWA-14S (bg)

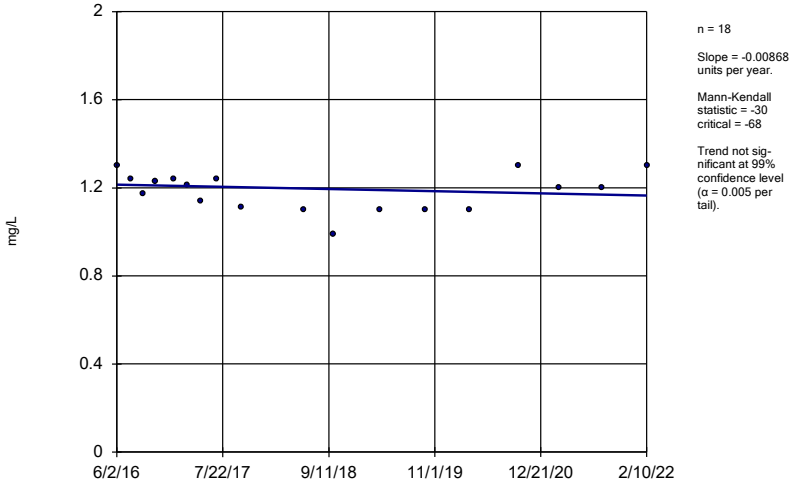

n = 18

Slope = -0.00868 units per year.

Mann-Kendall statistic = -30
critical = -68

Trend not significant at 99% confidence level (α = 0.005 per tail).

Constituent: Calcium Analysis Run 3/28/2022 5:49 PM View: Appendix III - Trend Tests
Plant Yates Client: Southern Company Data: Plant Yates AMA-R6

Sanitas™ v.9.6.32g Groundwater Stats Consulting. UG

Sen's Slope Estimator

YGWA-1D (bg)

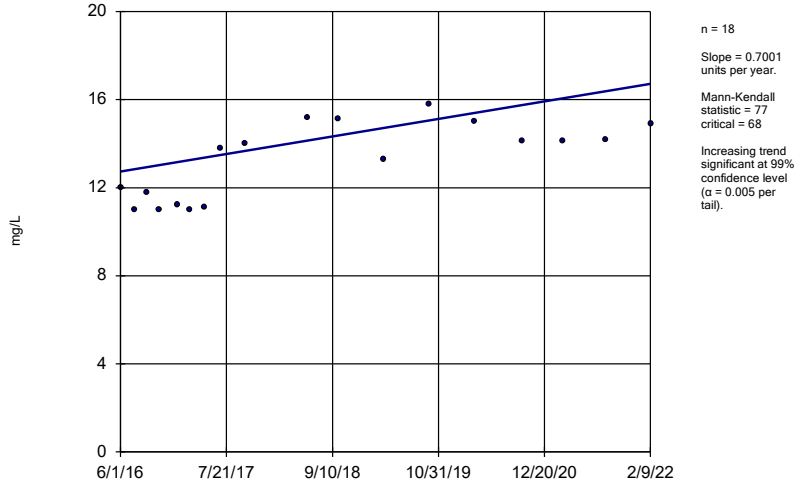

n = 18

Slope = 0.7001 units per year.

Mann-Kendall statistic = 77
critical = 68

Increasing trend significant at 99% confidence level (α = 0.005 per tail).

Constituent: Calcium Analysis Run 3/28/2022 5:49 PM View: Appendix III - Trend Tests
Plant Yates Client: Southern Company Data: Plant Yates AMA-R6

Sen's Slope Estimator

YGWA-1I (bg)

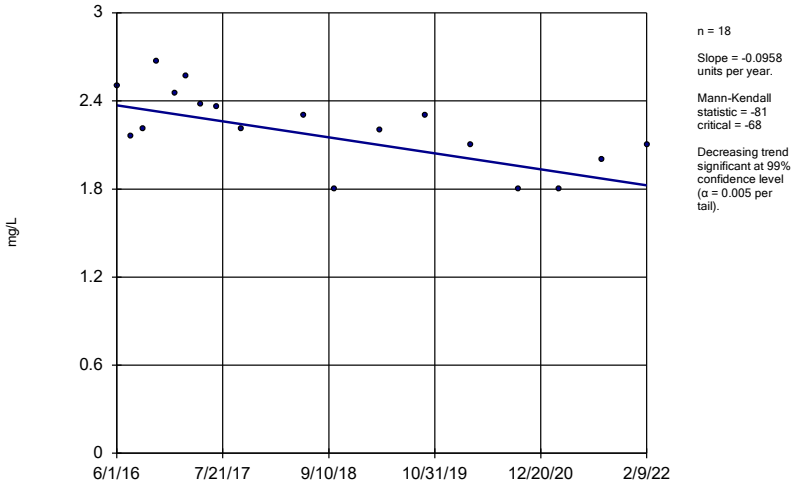

n = 18

Slope = -0.0958 units per year.

Mann-Kendall statistic = -81 critical = -68

Decreasing trend significant at 99% confidence level (α = 0.005 per tail).

Constituent: Calcium Analysis Run 3/28/2022 5:49 PM View: Appendix III - Trend Tests

Plant Yates Client: Southern Company Data: Plant Yates AMA-R6

Sanitas™ v.9.6.32g Groundwater Stats Consulting. UG

Sen's Slope Estimator

YGWA-2I (bg)

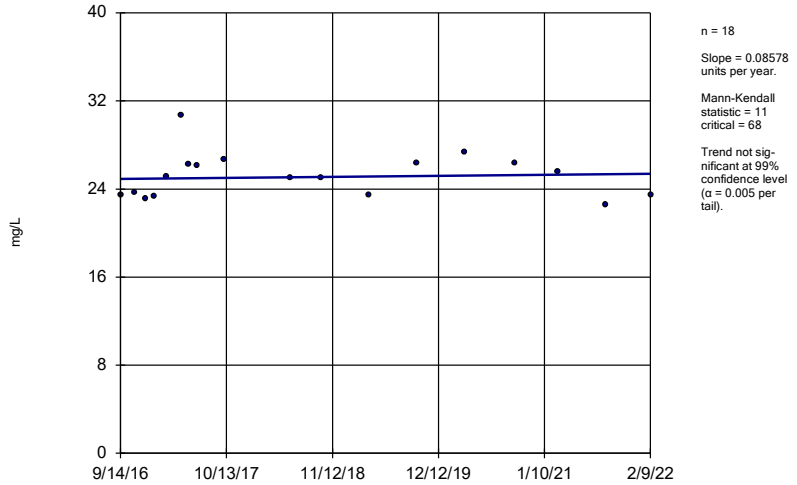

n = 18

Slope = 0.08578 units per year.

Mann-Kendall statistic = 11 critical = 68

Trend not significant at 99% confidence level (α = 0.005 per tail).

Constituent: Calcium Analysis Run 3/28/2022 5:49 PM View: Appendix III - Trend Tests

Plant Yates Client: Southern Company Data: Plant Yates AMA-R6

Sanitas™ v.9.6.32g Groundwater Stats Consulting. UG

Sen's Slope Estimator

YGWA-30I (bg)

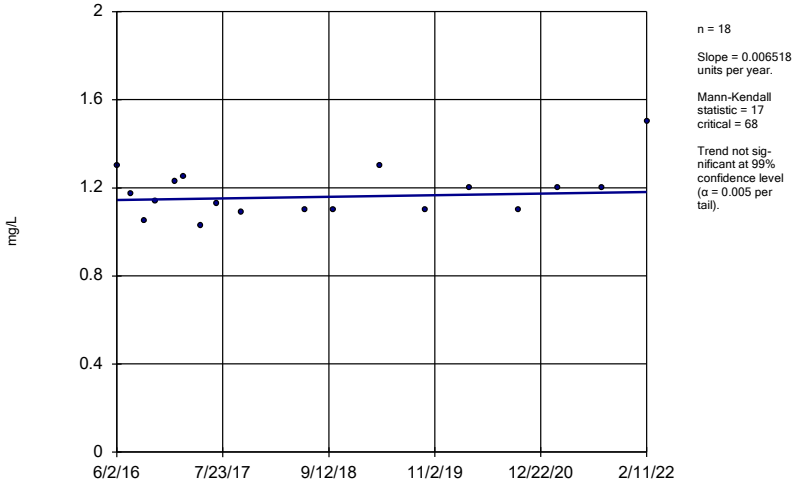

n = 18

Slope = 0.006518 units per year.

Mann-Kendall statistic = 17 critical = 68

Trend not significant at 99% confidence level (α = 0.005 per tail).

Constituent: Calcium Analysis Run 3/28/2022 5:49 PM View: Appendix III - Trend Tests

Plant Yates Client: Southern Company Data: Plant Yates AMA-R6

Sanitas™ v.9.6.32g Groundwater Stats Consulting. UG

Sen's Slope Estimator

YGWA-3D (bg)

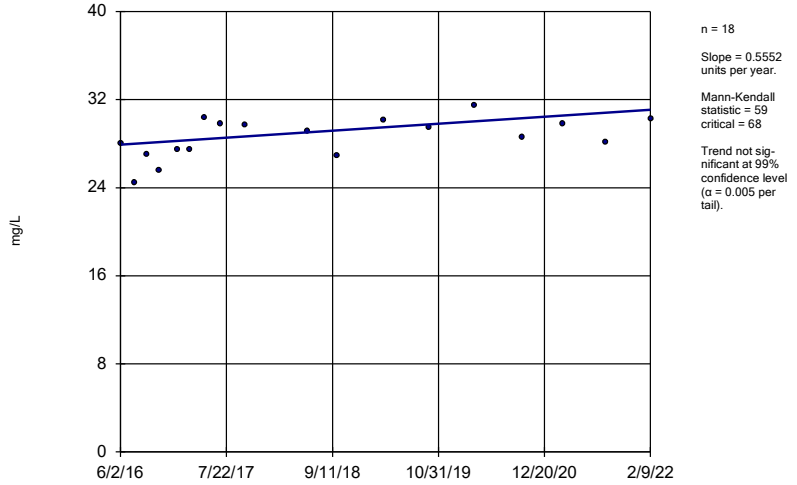

n = 18

Slope = 0.5552 units per year.

Mann-Kendall statistic = 59 critical = 68

Trend not significant at 99% confidence level (α = 0.005 per tail).

Constituent: Calcium Analysis Run 3/28/2022 5:49 PM View: Appendix III - Trend Tests

Plant Yates Client: Southern Company Data: Plant Yates AMA-R6

Sen's Slope Estimator

YGWA-3I (bg)

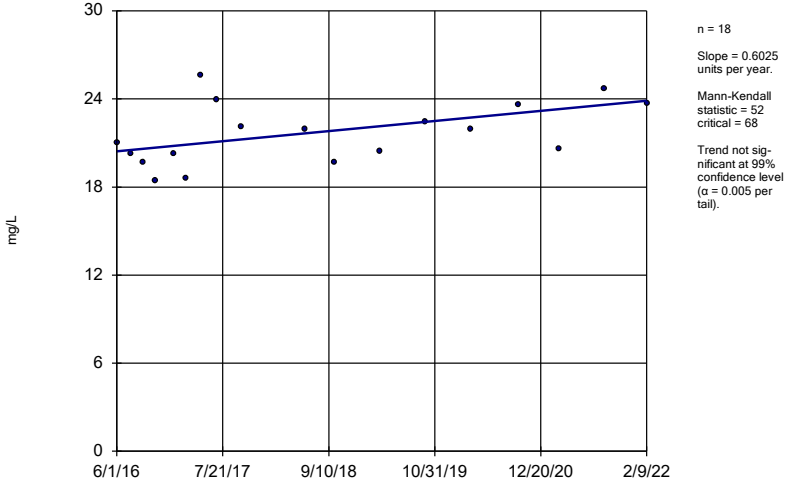

n = 18

Slope = 0.6025 units per year.

Mann-Kendall statistic = 52 critical = 68

Trend not significant at 99% confidence level (α = 0.005 per tail).

Constituent: Calcium Analysis Run 3/28/2022 5:49 PM View: Appendix III - Trend Tests

Plant Yates Client: Southern Company Data: Plant Yates AMA-R6

Sanitas™ v.9.6.32g Groundwater Stats Consulting. UG

Sen's Slope Estimator

YGWA-17S (bg)

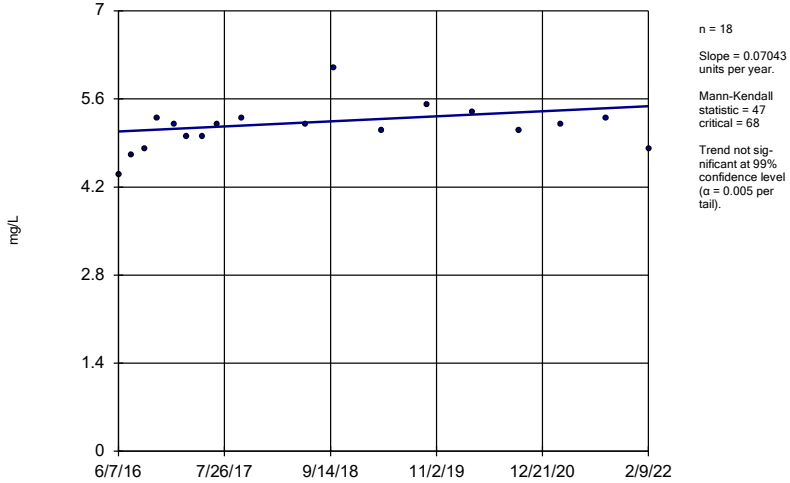

n = 18

Slope = 0.07043 units per year.

Mann-Kendall statistic = 47 critical = 68

Trend not significant at 99% confidence level (α = 0.005 per tail).

Constituent: Sulfate Analysis Run 3/28/2022 5:49 PM View: Appendix III - Trend Tests

Plant Yates Client: Southern Company Data: Plant Yates AMA-R6

Sanitas™ v.9.6.32g Groundwater Stats Consulting. UG

Hollow symbols indicate censored values.

Sen's Slope Estimator

YGWA-18I (bg)

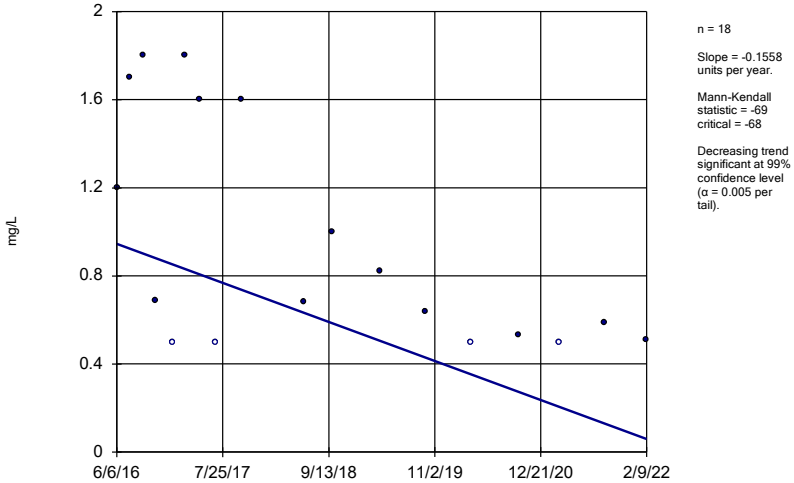

n = 18

Slope = -0.1558 units per year.

Mann-Kendall statistic = -69 critical = -68

Decreasing trend significant at 99% confidence level (α = 0.005 per tail).

Constituent: Sulfate Analysis Run 3/28/2022 5:49 PM View: Appendix III - Trend Tests

Plant Yates Client: Southern Company Data: Plant Yates AMA-R6

Sanitas™ v.9.6.32g Groundwater Stats Consulting. UG

Hollow symbols indicate censored values.

Sen's Slope Estimator

YGWA-18S (bg)

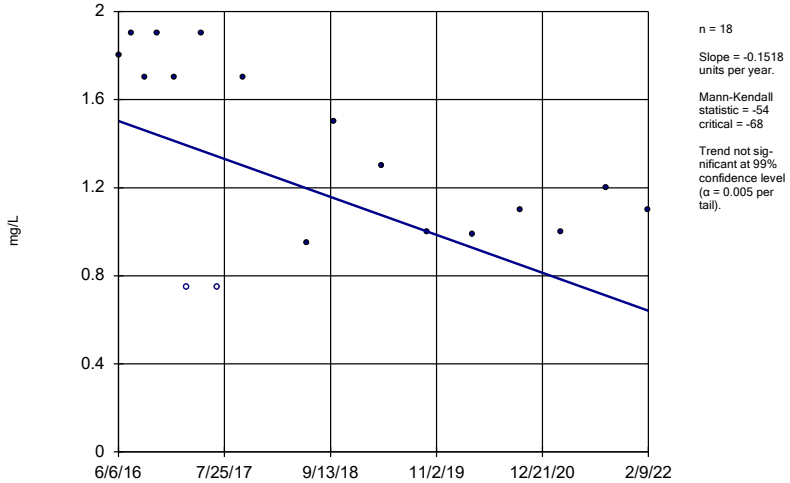

n = 18

Slope = -0.1518 units per year.

Mann-Kendall statistic = -54 critical = -68

Trend not significant at 99% confidence level (α = 0.005 per tail).

Constituent: Sulfate Analysis Run 3/28/2022 5:49 PM View: Appendix III - Trend Tests

Plant Yates Client: Southern Company Data: Plant Yates AMA-R6

Sanitas™ v.9.6.32g Groundwater Stats Consulting. UG

Hollow symbols indicate censored values.

Sen's Slope Estimator

YGWA-20S (bg)

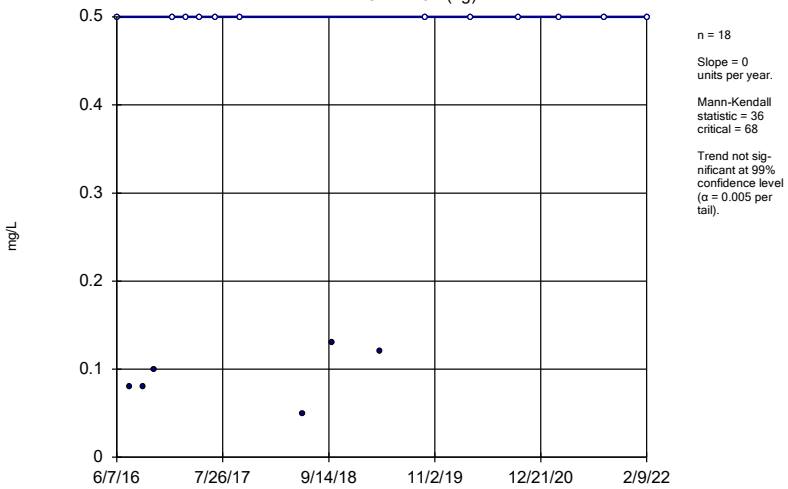

n = 18

Slope = 0 units per year.

Mann-Kendall statistic = 36 critical = 68

Trend not significant at 99% confidence level (α = 0.005 per tail).

Constituent: Sulfate Analysis Run 3/28/2022 5:49 PM View: Appendix III - Trend Tests

Plant Yates Client: Southern Company Data: Plant Yates AMA-R6

Sanitas™ v.9.6.32g Groundwater Stats Consulting. UG

Sen's Slope Estimator

YGWA-21I (bg)

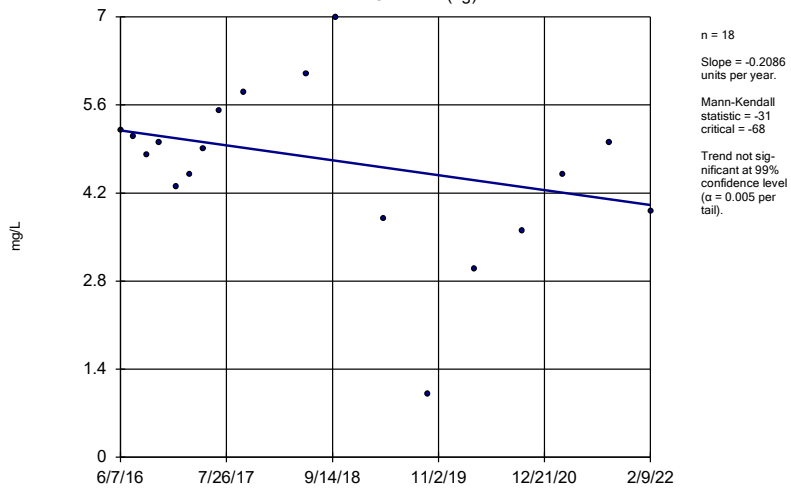

n = 18

Slope = -0.2086 units per year.

Mann-Kendall statistic = -31 critical = -68

Trend not significant at 99% confidence level (α = 0.005 per tail).

Constituent: Sulfate Analysis Run 3/28/2022 5:49 PM View: Appendix III - Trend Tests

Plant Yates Client: Southern Company Data: Plant Yates AMA-R6

Sanitas™ v.9.6.32g Groundwater Stats Consulting. UG

Sen's Slope Estimator

YGWA-39 (bg)

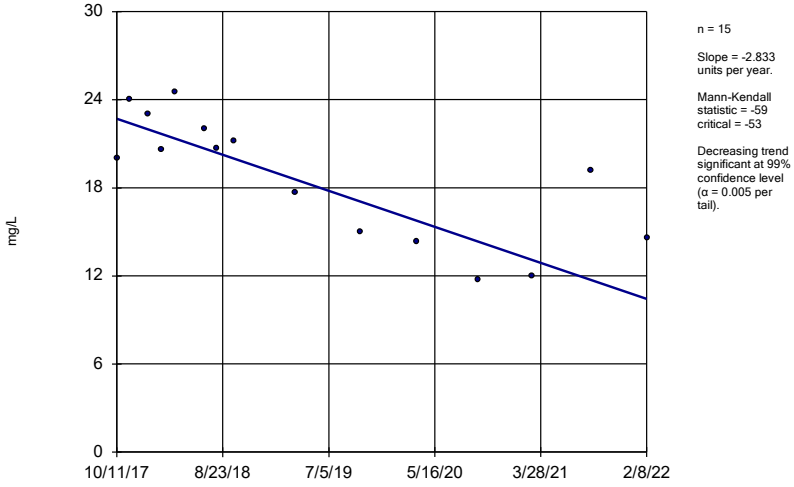

n = 15

Slope = -2.833 units per year.

Mann-Kendall statistic = -59 critical = -53

Decreasing trend significant at 99% confidence level (α = 0.005 per tail).

Constituent: Sulfate Analysis Run 3/28/2022 5:49 PM View: Appendix III - Trend Tests

Plant Yates Client: Southern Company Data: Plant Yates AMA-R6

Sanitas™ v.9.6.32g Groundwater Stats Consulting. UG

Sen's Slope Estimator

YGWA-40 (bg)

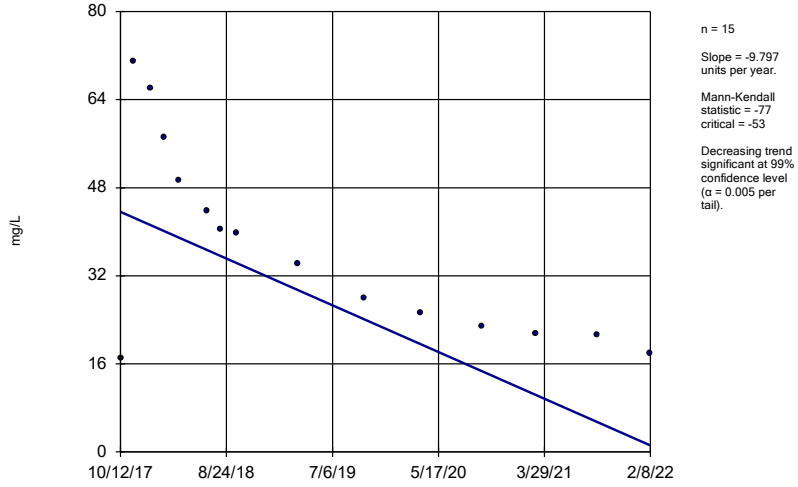

n = 15

Slope = -9.797 units per year.

Mann-Kendall statistic = -77 critical = -53

Decreasing trend significant at 99% confidence level (α = 0.005 per tail).

Constituent: Sulfate Analysis Run 3/28/2022 5:49 PM View: Appendix III - Trend Tests

Plant Yates Client: Southern Company Data: Plant Yates AMA-R6

Sen's Slope Estimator

YGWA-4I (bg)

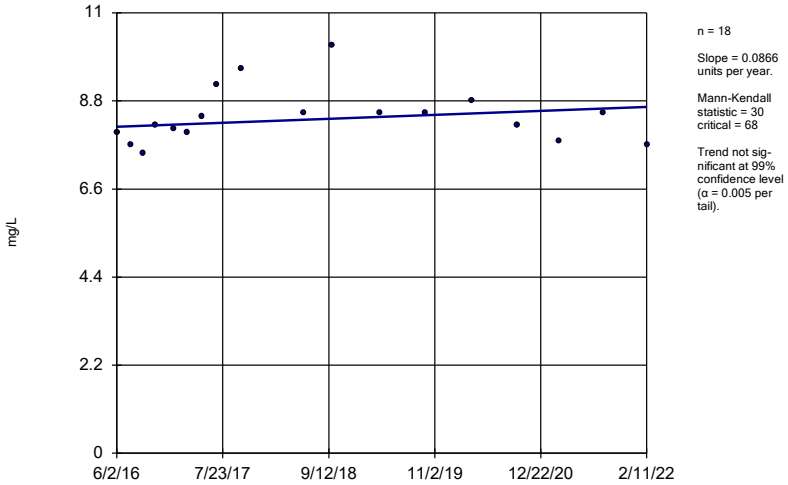

n = 18

Slope = 0.0866 units per year.

Mann-Kendall statistic = 30 critical = 68

Trend not significant at 99% confidence level (α = 0.005 per tail).

Constituent: Sulfate Analysis Run 3/28/2022 5:49 PM View: Appendix III - Trend Tests

Plant Yates Client: Southern Company Data: Plant Yates AMA-R6

Sanitas™ v.9.6.32g Groundwater Stats Consulting. UG

Sen's Slope Estimator

YGWA-5D (bg)

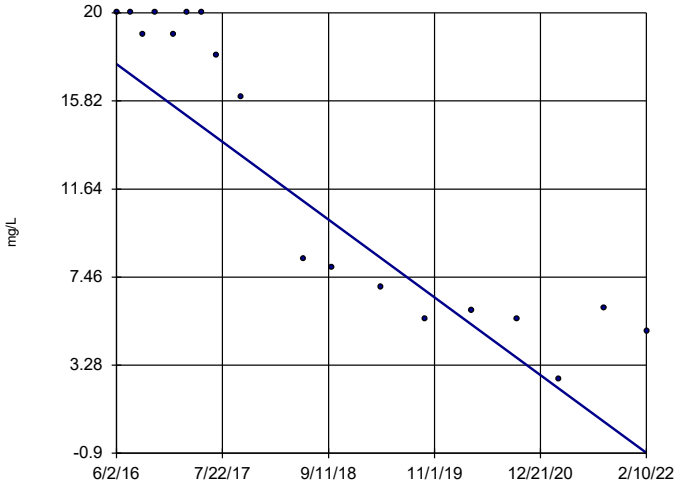

n = 18

Slope = -3.238 units per year.

Mann-Kendall statistic = -119 critical = -68

Decreasing trend significant at 99% confidence level (α = 0.005 per tail).

Constituent: Sulfate Analysis Run 3/28/2022 5:49 PM View: Appendix III - Trend Tests

Plant Yates Client: Southern Company Data: Plant Yates AMA-R6

Sanitas™ v.9.6.32g Groundwater Stats Consulting. UG

Sen's Slope Estimator

YGWA-5I (bg)

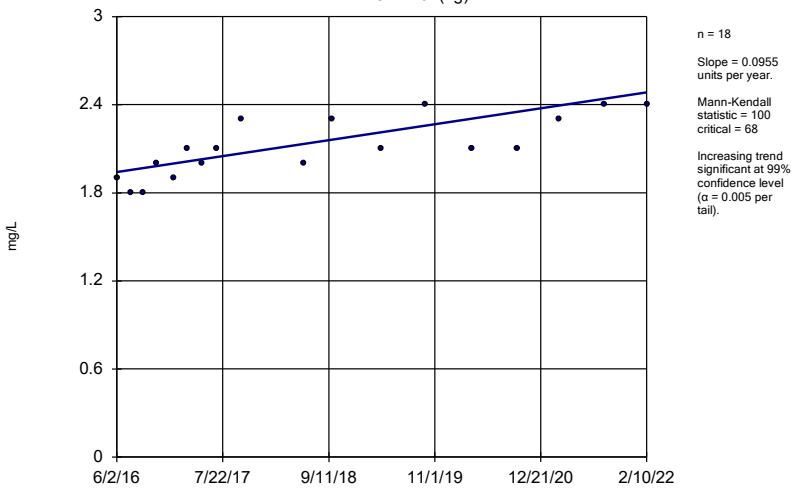

n = 18

Slope = 0.0955 units per year.

Mann-Kendall statistic = 100 critical = 68

Increasing trend significant at 99% confidence level (α = 0.005 per tail).

Constituent: Sulfate Analysis Run 3/28/2022 5:49 PM View: Appendix III - Trend Tests

Plant Yates Client: Southern Company Data: Plant Yates AMA-R6

Sanitas™ v.9.6.32g Groundwater Stats Consulting. UG

Sen's Slope Estimator

YGWC-38

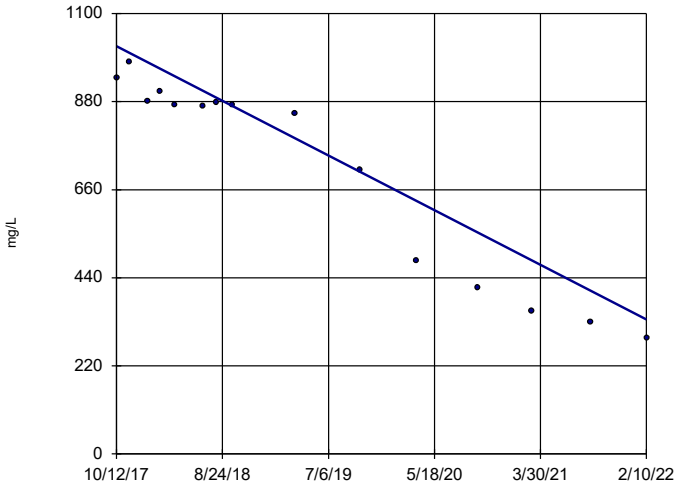

n = 15

Slope = -157.5 units per year.

Mann-Kendall statistic = -94 critical = -53

Decreasing trend significant at 99% confidence level (α = 0.005 per tail).

Constituent: Sulfate Analysis Run 3/28/2022 5:49 PM View: Appendix III - Trend Tests

Plant Yates Client: Southern Company Data: Plant Yates AMA-R6

Sen's Slope Estimator

YGWC-42

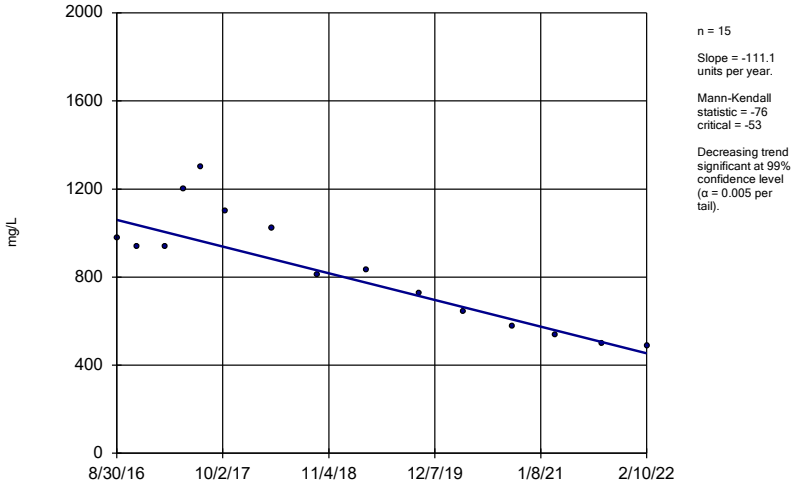

n = 15

Slope = -111.1 units per year.

Mann-Kendall statistic = -76
critical = -53

Decreasing trend significant at 99% confidence level (α = 0.005 per tail).

Constituent: Sulfate Analysis Run 3/28/2022 5:49 PM View: Appendix III - Trend Tests
Plant Yates Client: Southern Company Data: Plant Yates AMA-R6

Sanitas™ v.9.6.32g Groundwater Stats Consulting. UG

Sen's Slope Estimator

YGWA-47 (bg)

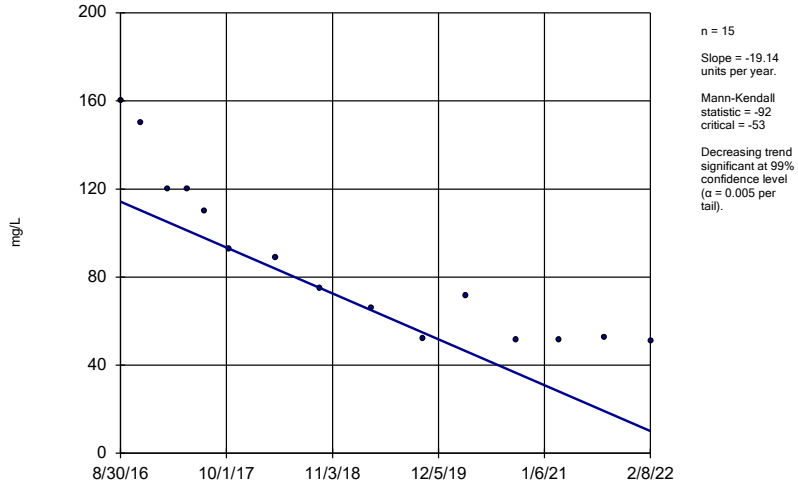

n = 15

Slope = -19.14 units per year.

Mann-Kendall statistic = -92
critical = -53

Decreasing trend significant at 99% confidence level (α = 0.005 per tail).

Constituent: Sulfate Analysis Run 3/28/2022 5:49 PM View: Appendix III - Trend Tests
Plant Yates Client: Southern Company Data: Plant Yates AMA-R6

Sanitas™ v.9.6.32g Groundwater Stats Consulting. UG

Sen's Slope Estimator

GWA-2 (bg)

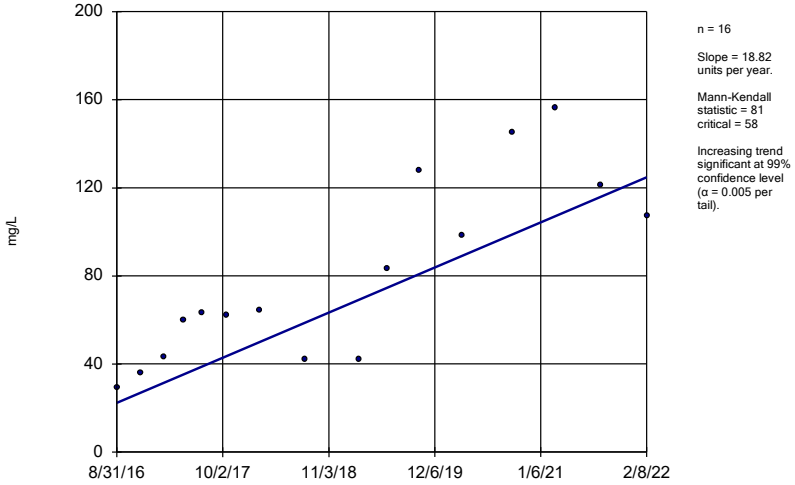

n = 16

Slope = 18.82 units per year.

Mann-Kendall statistic = 81
critical = 58

Increasing trend significant at 99% confidence level (α = 0.005 per tail).

Constituent: Sulfate Analysis Run 3/28/2022 5:49 PM View: Appendix III - Trend Tests
Plant Yates Client: Southern Company Data: Plant Yates AMA-R6

Sanitas™ v.9.6.32g Groundwater Stats Consulting. UG

Sen's Slope Estimator

YGWA-14S (bg)

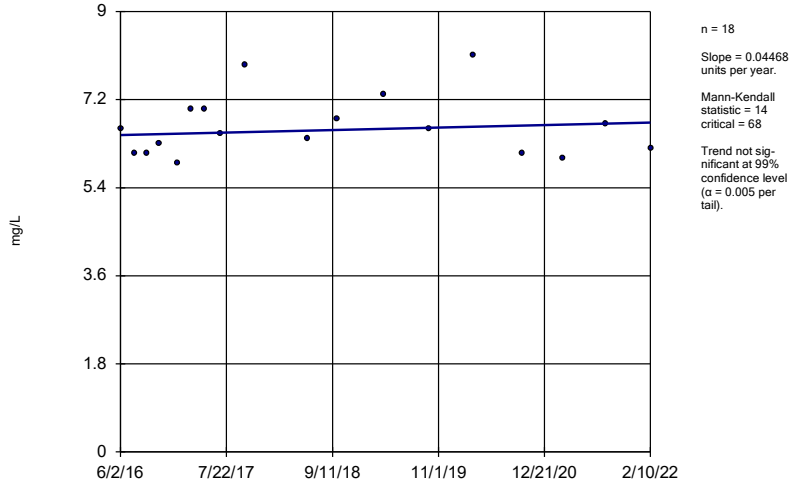

n = 18

Slope = 0.04468 units per year.

Mann-Kendall statistic = 14
critical = 68

Trend not significant at 99% confidence level (α = 0.005 per tail).

Constituent: Sulfate Analysis Run 3/28/2022 5:49 PM View: Appendix III - Trend Tests
Plant Yates Client: Southern Company Data: Plant Yates AMA-R6

Sen's Slope Estimator

YGWA-1D (bg)

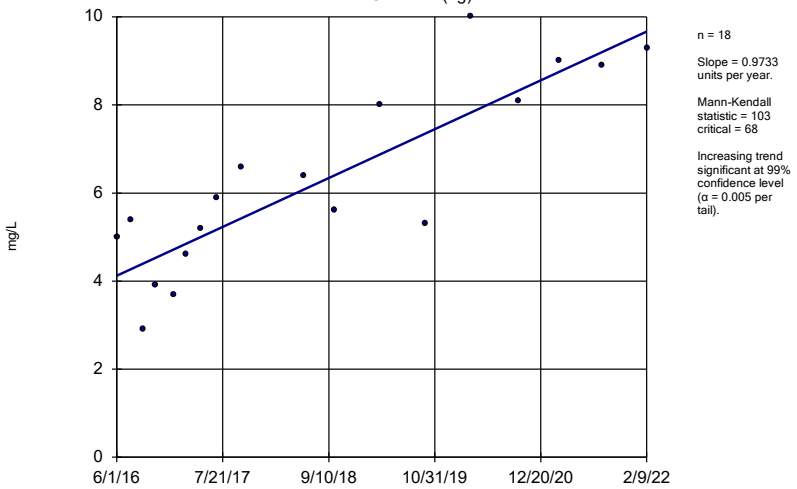

n = 18

Slope = 0.9733 units per year.

Mann-Kendall statistic = 103 critical = 68

Increasing trend significant at 99% confidence level (α = 0.005 per tail).

Constituent: Sulfate Analysis Run 3/28/2022 5:49 PM View: Appendix III - Trend Tests

Plant Yates Client: Southern Company Data: Plant Yates AMA-R6

Sanitas™ v.9.6.32g Groundwater Stats Consulting. UG

Sen's Slope Estimator

YGWA-1I (bg)

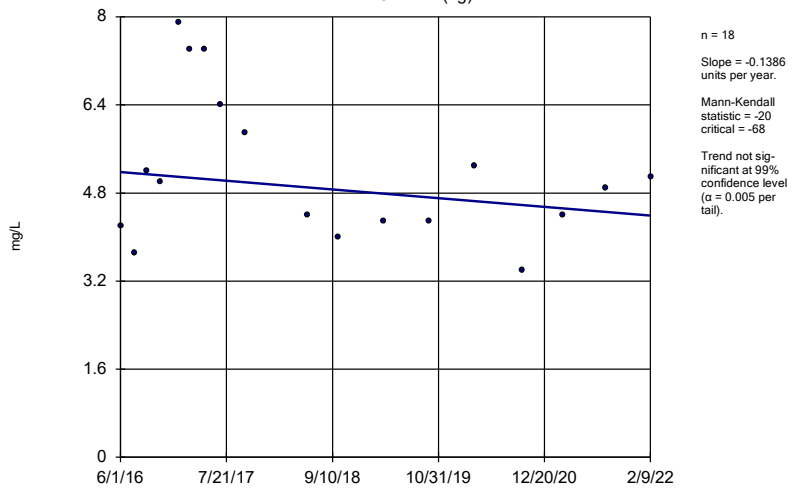

n = 18

Slope = -0.1386 units per year.

Mann-Kendall statistic = -20 critical = -68

Trend not significant at 99% confidence level (α = 0.005 per tail).

Constituent: Sulfate Analysis Run 3/28/2022 5:49 PM View: Appendix III - Trend Tests

Plant Yates Client: Southern Company Data: Plant Yates AMA-R6

Sanitas™ v.9.6.32g Groundwater Stats Consulting. UG

Sen's Slope Estimator

YGWA-2I (bg)

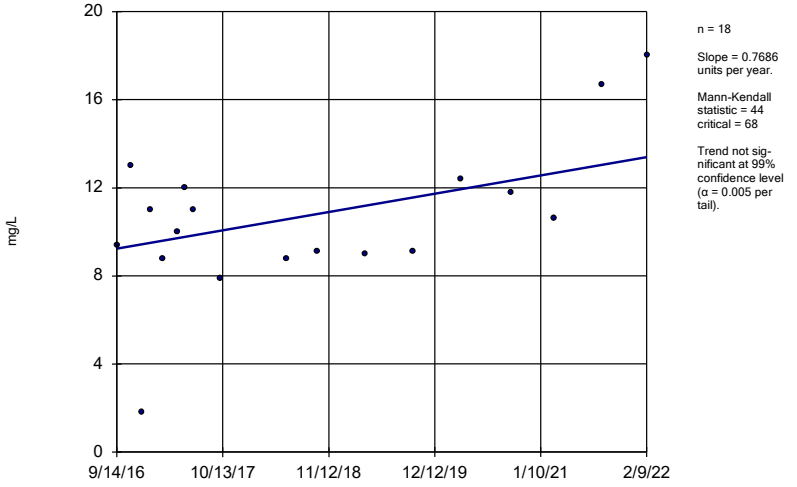

n = 18

Slope = 0.7686 units per year.

Mann-Kendall statistic = 44 critical = 68

Trend not significant at 99% confidence level (α = 0.005 per tail).

Constituent: Sulfate Analysis Run 3/28/2022 5:49 PM View: Appendix III - Trend Tests

Plant Yates Client: Southern Company Data: Plant Yates AMA-R6

Sanitas™ v.9.6.32g Groundwater Stats Consulting. UG

Hollow symbols indicate censored values.

Sen's Slope Estimator

YGWA-30I (bg)

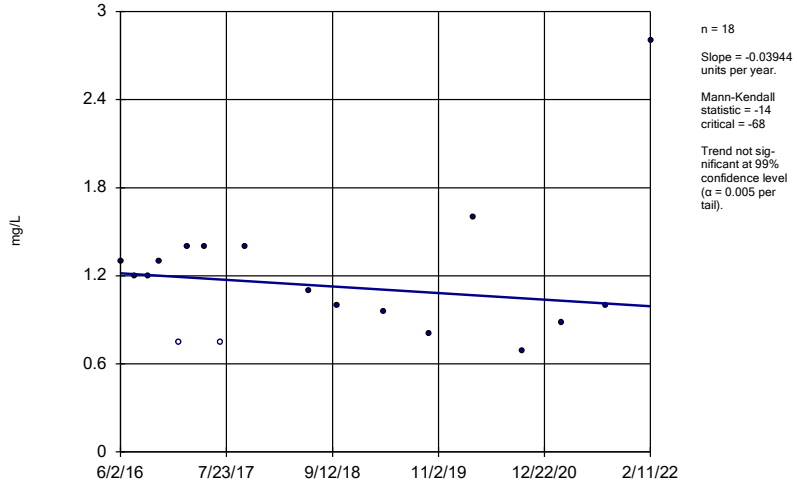

n = 18

Slope = -0.03944 units per year.

Mann-Kendall statistic = -14 critical = -68

Trend not significant at 99% confidence level (α = 0.005 per tail).

Constituent: Sulfate Analysis Run 3/28/2022 5:49 PM View: Appendix III - Trend Tests

Plant Yates Client: Southern Company Data: Plant Yates AMA-R6

Sen's Slope Estimator

YGWA-3D (bg)

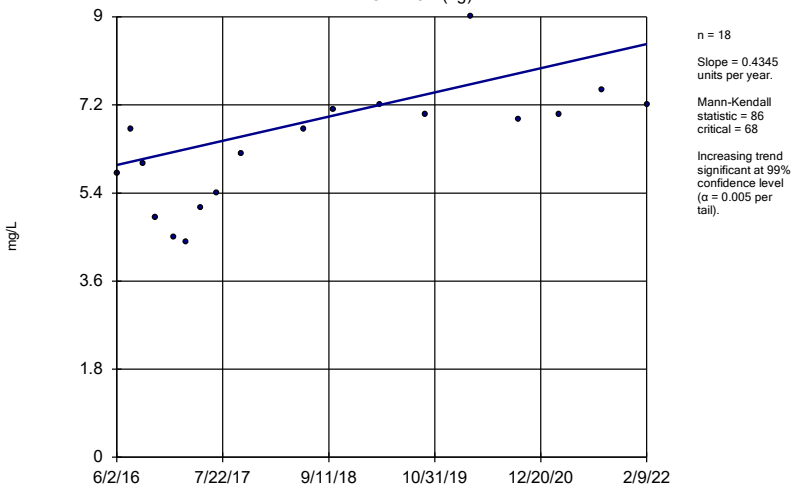

n = 18

Slope = 0.4345 units per year.

Mann-Kendall statistic = 86
critical = 68

Increasing trend significant at 99% confidence level (α = 0.005 per tail).

Constituent: Sulfate Analysis Run 3/28/2022 5:49 PM View: Appendix III - Trend Tests
Plant Yates Client: Southern Company Data: Plant Yates AMA-R6

Sanitas™ v.9.6.32g Groundwater Stats Consulting. UG

Sen's Slope Estimator

YGWA-3I (bg)

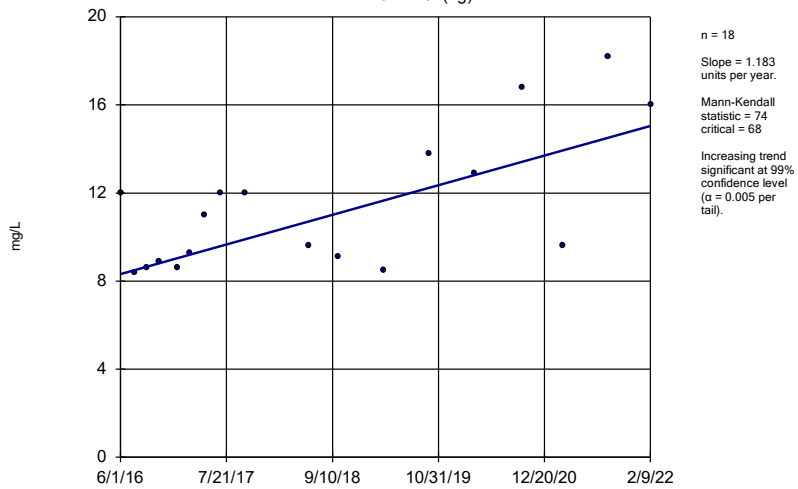

n = 18

Slope = 1.183 units per year.

Mann-Kendall statistic = 74
critical = 68

Increasing trend significant at 99% confidence level (α = 0.005 per tail).

Constituent: Sulfate Analysis Run 3/28/2022 5:49 PM View: Appendix III - Trend Tests
Plant Yates Client: Southern Company Data: Plant Yates AMA-R6

Sanitas™ v.9.6.32g Groundwater Stats Consulting. UG

Sen's Slope Estimator

YGWA-17S (bg)

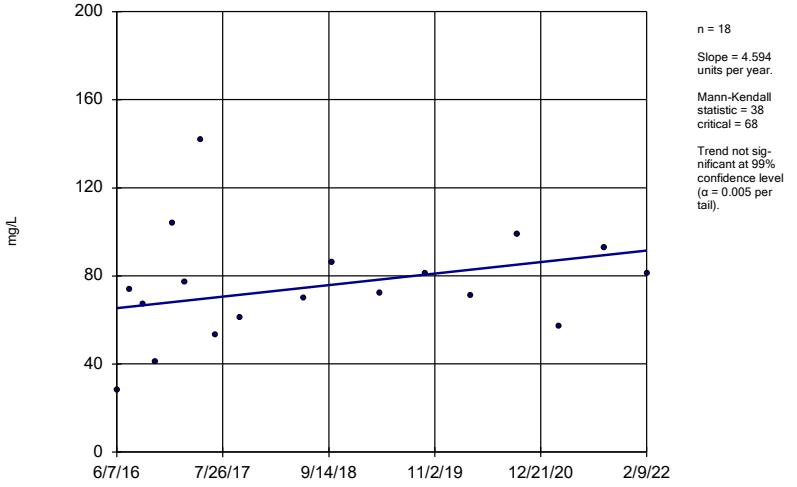

n = 18

Slope = 4.594 units per year.

Mann-Kendall statistic = 38
critical = 68

Trend not sig-nificant at 99% confidence level (α = 0.005 per tail).

Constituent: Total Dissolved Solids Analysis Run 3/28/2022 5:49 PM View: Appendix III - Trend Tests
Plant Yates Client: Southern Company Data: Plant Yates AMA-R6

Sanitas™ v.9.6.32g Groundwater Stats Consulting. UG

Sen's Slope Estimator

YGWA-18I (bg)

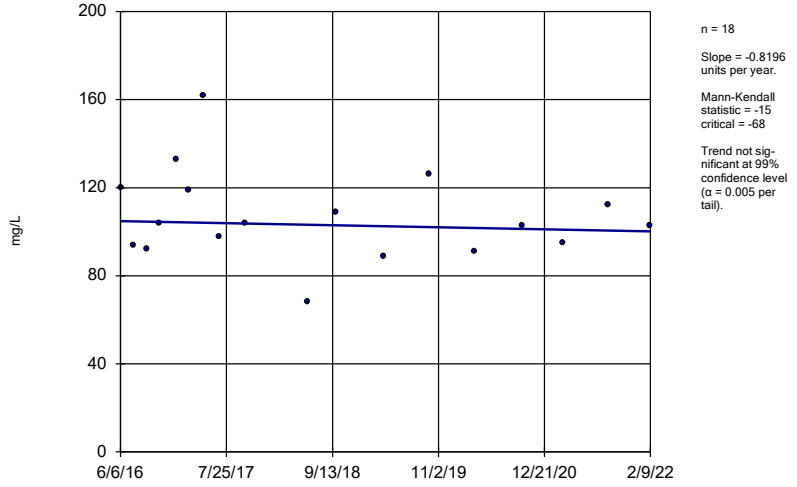

n = 18

Slope = -0.8196 units per year.

Mann-Kendall statistic = -15
critical = -68

Trend not sig-nificant at 99% confidence level (α = 0.005 per tail).

Constituent: Total Dissolved Solids Analysis Run 3/28/2022 5:49 PM View: Appendix III - Trend Tests
Plant Yates Client: Southern Company Data: Plant Yates AMA-R6

Sen's Slope Estimator

YGWA-18S (bg)

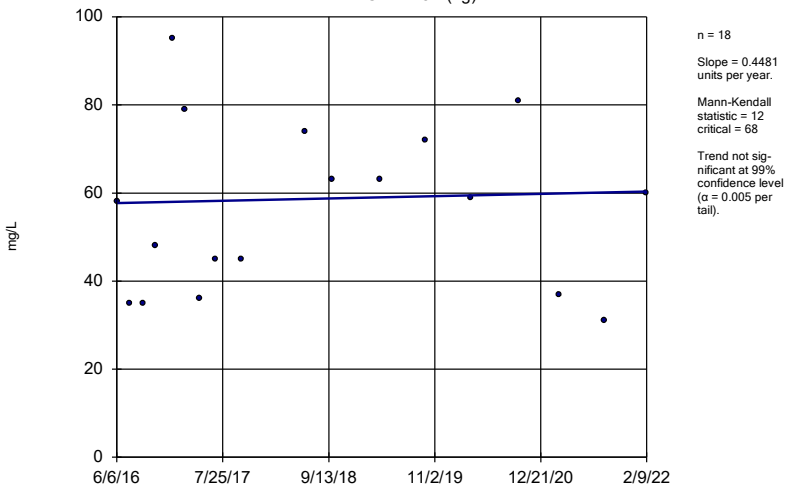

n = 18

Slope = 0.4481 units per year.

Mann-Kendall statistic = 12 critical = 68

Trend not significant at 99% confidence level (α = 0.005 per tail).

Constituent: Total Dissolved Solids Analysis Run 3/28/2022 5:49 PM View: Appendix III - Trend Tests

Plant Yates Client: Southern Company Data: Plant Yates AMA-R6

Sanitas™ v.9.6.32g Groundwater Stats Consulting. UG

Sen's Slope Estimator

YGWA-20S (bg)

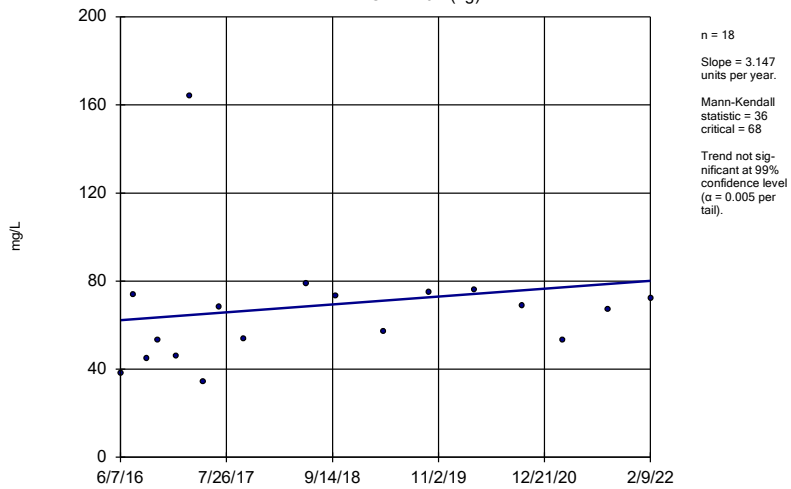

n = 18

Slope = 3.147 units per year.

Mann-Kendall statistic = 36 critical = 68

Trend not significant at 99% confidence level (α = 0.005 per tail).

Constituent: Total Dissolved Solids Analysis Run 3/28/2022 5:49 PM View: Appendix III - Trend Tests

Plant Yates Client: Southern Company Data: Plant Yates AMA-R6

Sanitas™ v.9.6.32g Groundwater Stats Consulting. UG

Sen's Slope Estimator

YGWA-21I (bg)

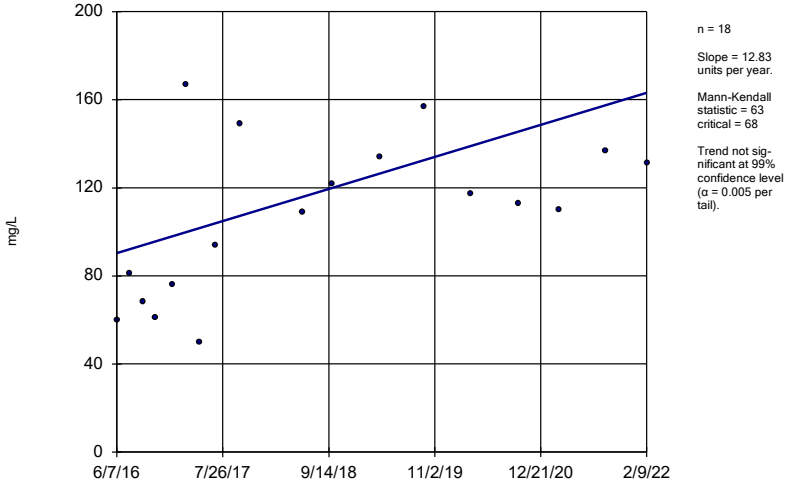

n = 18

Slope = 12.83 units per year.

Mann-Kendall statistic = 63 critical = 68

Trend not significant at 99% confidence level (α = 0.005 per tail).

Constituent: Total Dissolved Solids Analysis Run 3/28/2022 5:49 PM View: Appendix III - Trend Tests

Plant Yates Client: Southern Company Data: Plant Yates AMA-R6

Sanitas™ v.9.6.32g Groundwater Stats Consulting. UG

Sen's Slope Estimator

YGWA-39 (bg)

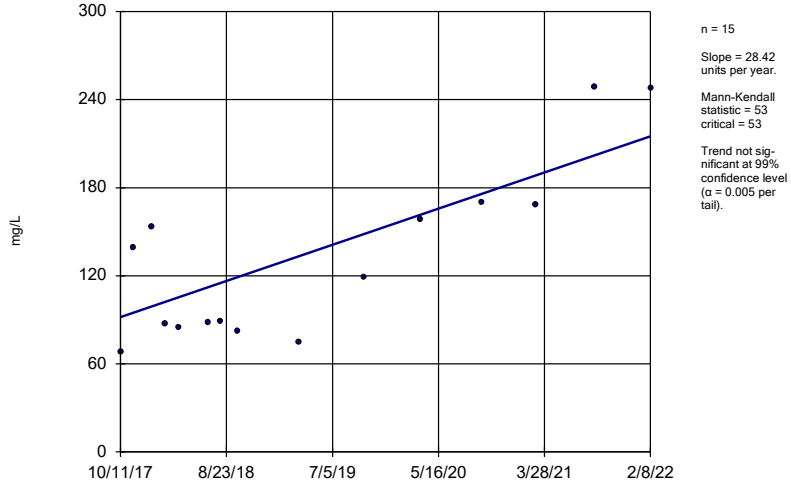

n = 15

Slope = 28.42 units per year.

Mann-Kendall statistic = 53 critical = 53

Trend not significant at 99% confidence level (α = 0.005 per tail).

Constituent: Total Dissolved Solids Analysis Run 3/28/2022 5:49 PM View: Appendix III - Trend Tests

Plant Yates Client: Southern Company Data: Plant Yates AMA-R6

Sen's Slope Estimator

YGWA-40 (bg)

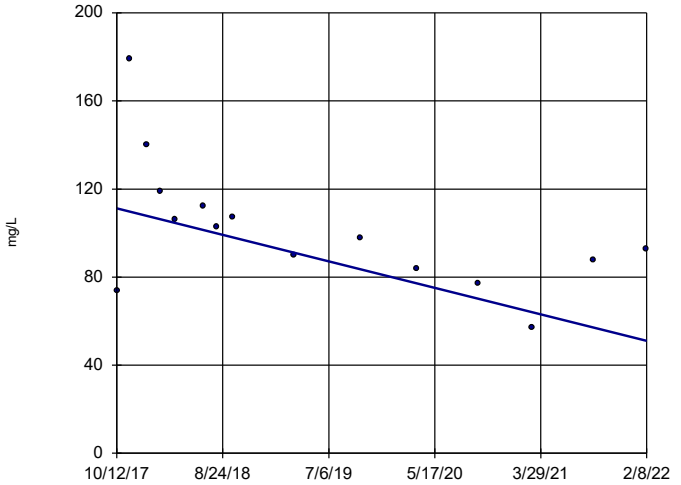

n = 15

Slope = -13.89 units per year.

Mann-Kendall statistic = -55 critical = -53

Decreasing trend significant at 99% confidence level (α = 0.005 per tail).

Constituent: Total Dissolved Solids Analysis Run 3/28/2022 5:49 PM View: Appendix III - Trend Tests

Plant Yates Client: Southern Company Data: Plant Yates AMA-R6

Sanitas™ v.9.6.32g Groundwater Stats Consulting. UG

Sen's Slope Estimator

YGWA-4I (bg)

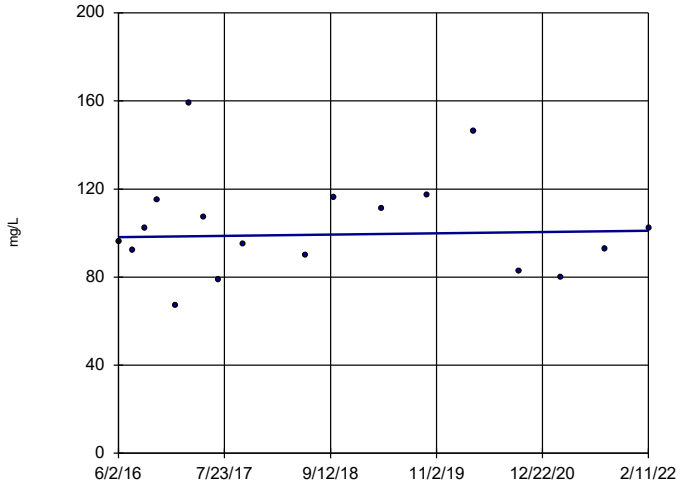

n = 18

Slope = 0.5267 units per year.

Mann-Kendall statistic = 6 critical = 68

Trend not significant at 99% confidence level (α = 0.005 per tail).

Constituent: Total Dissolved Solids Analysis Run 3/28/2022 5:49 PM View: Appendix III - Trend Tests

Plant Yates Client: Southern Company Data: Plant Yates AMA-R6

Sanitas™ v.9.6.32g Groundwater Stats Consulting. UG

Sen's Slope Estimator

YGWA-5D (bg)

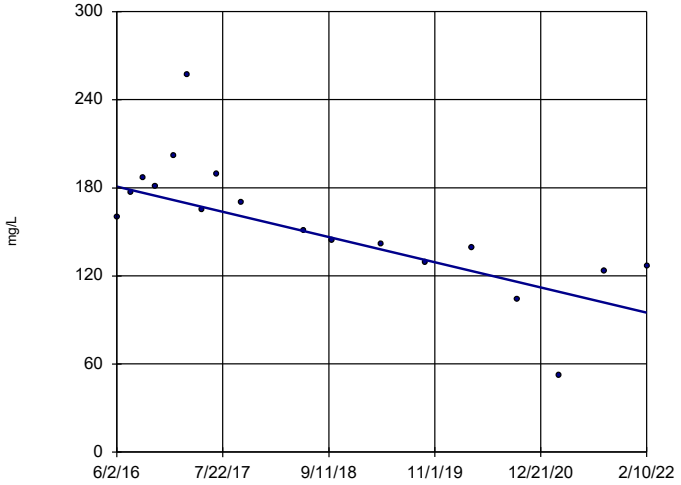

n = 18

Slope = -15.08 units per year.

Mann-Kendall statistic = -97 critical = -68

Decreasing trend significant at 99% confidence level (α = 0.005 per tail).

Constituent: Total Dissolved Solids Analysis Run 3/28/2022 5:49 PM View: Appendix III - Trend Tests

Plant Yates Client: Southern Company Data: Plant Yates AMA-R6

Sanitas™ v.9.6.32g Groundwater Stats Consulting. UG

Sen's Slope Estimator

YGWA-5I (bg)

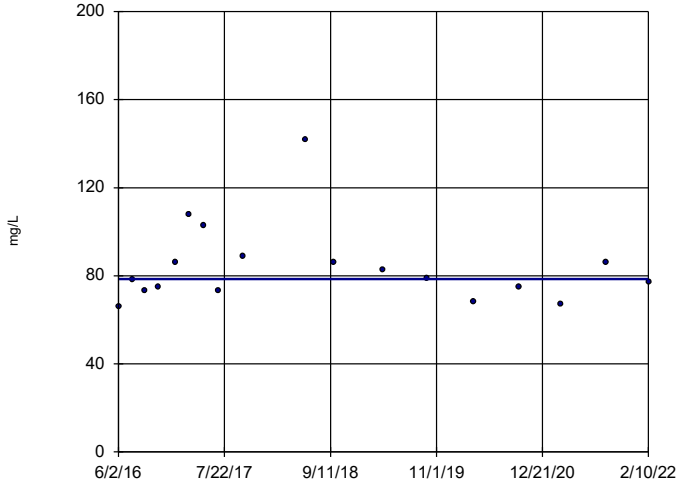

n = 18

Slope = 0 units per year.

Mann-Kendall statistic = -4 critical = -68

Trend not significant at 99% confidence level (α = 0.005 per tail).

Constituent: Total Dissolved Solids Analysis Run 3/28/2022 5:49 PM View: Appendix III - Trend Tests

Plant Yates Client: Southern Company Data: Plant Yates AMA-R6

Sen's Slope Estimator

YGWC-38

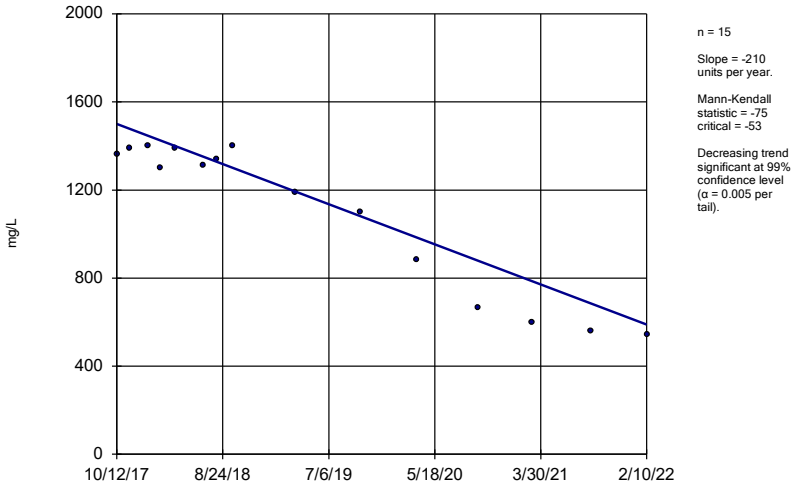

n = 15

Slope = -210 units per year.

Mann-Kendall statistic = -75 critical = -53

Decreasing trend significant at 99% confidence level (α = 0.005 per tail).

Constituent: Total Dissolved Solids Analysis Run 3/28/2022 5:49 PM View: Appendix III - Trend Tests

Plant Yates Client: Southern Company Data: Plant Yates AMA-R6

Sanitas™ v.9.6.32g Groundwater Stats Consulting. UG

Sen's Slope Estimator

YGWC-41

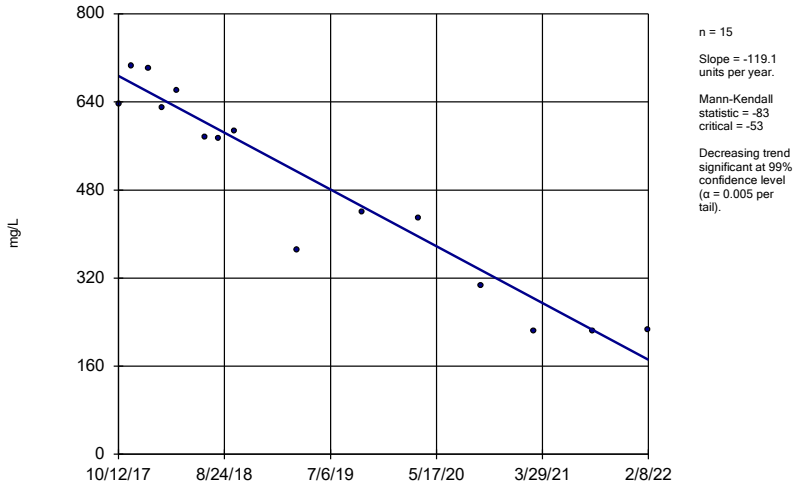

n = 15

Slope = -119.1 units per year.

Mann-Kendall statistic = -83 critical = -53

Decreasing trend significant at 99% confidence level (α = 0.005 per tail).

Constituent: Total Dissolved Solids Analysis Run 3/28/2022 5:49 PM View: Appendix III - Trend Tests

Plant Yates Client: Southern Company Data: Plant Yates AMA-R6

Sanitas™ v.9.6.32g Groundwater Stats Consulting. UG

Sen's Slope Estimator

YGWC-42

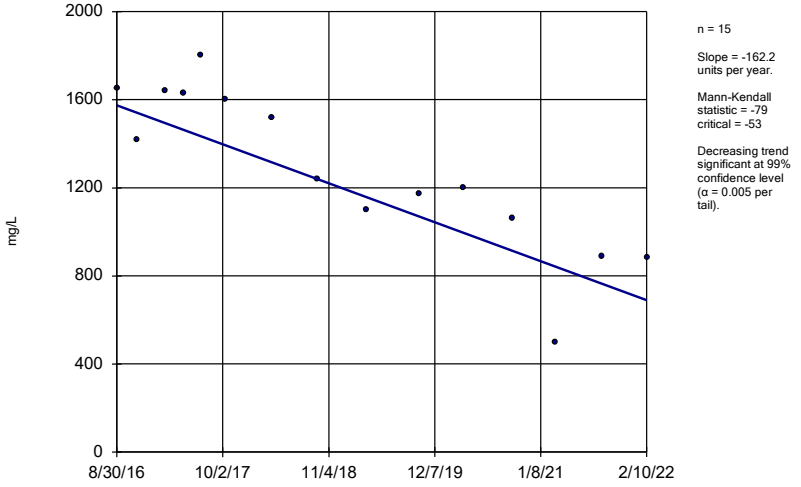

n = 15

Slope = -162.2 units per year.

Mann-Kendall statistic = -79 critical = -53

Decreasing trend significant at 99% confidence level (α = 0.005 per tail).

Constituent: Total Dissolved Solids Analysis Run 3/28/2022 5:49 PM View: Appendix III - Trend Tests

Plant Yates Client: Southern Company Data: Plant Yates AMA-R6

Sanitas™ v.9.6.32g Groundwater Stats Consulting. UG

Sen's Slope Estimator

YGWC-43

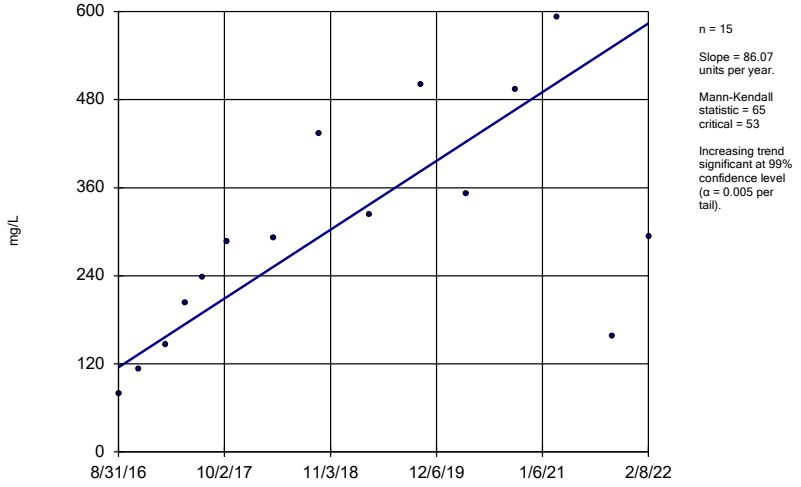

n = 15

Slope = 86.07 units per year.

Mann-Kendall statistic = 65 critical = 53

Increasing trend significant at 99% confidence level (α = 0.005 per tail).

Constituent: Total Dissolved Solids Analysis Run 3/28/2022 5:50 PM View: Appendix III - Trend Tests

Plant Yates Client: Southern Company Data: Plant Yates AMA-R6

Sen's Slope Estimator

YGWA-47 (bg)

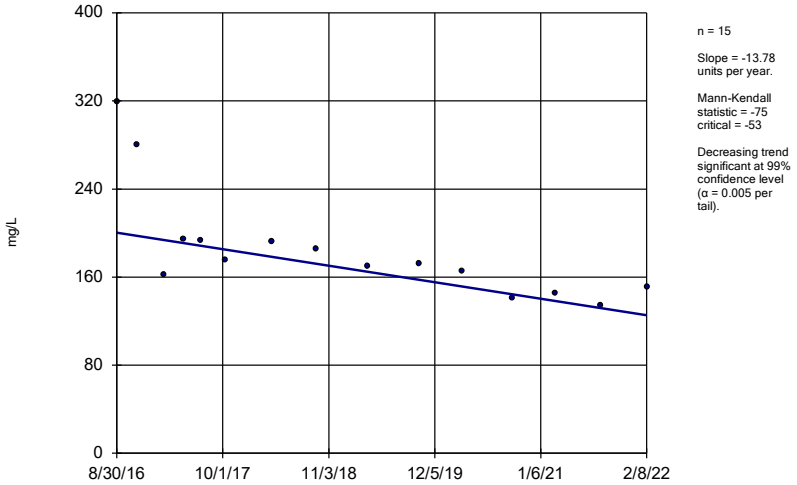

n = 15

Slope = -13.78 units per year.

Mann-Kendall statistic = -75 critical = -53

Decreasing trend significant at 99% confidence level (α = 0.005 per tail).

Constituent: Total Dissolved Solids Analysis Run 3/28/2022 5:50 PM View: Appendix III - Trend Tests

Plant Yates Client: Southern Company Data: Plant Yates AMA-R6

Sanitas™ v.9.6.32g Groundwater Stats Consulting. UG

Sen's Slope Estimator

GWA-2 (bg)

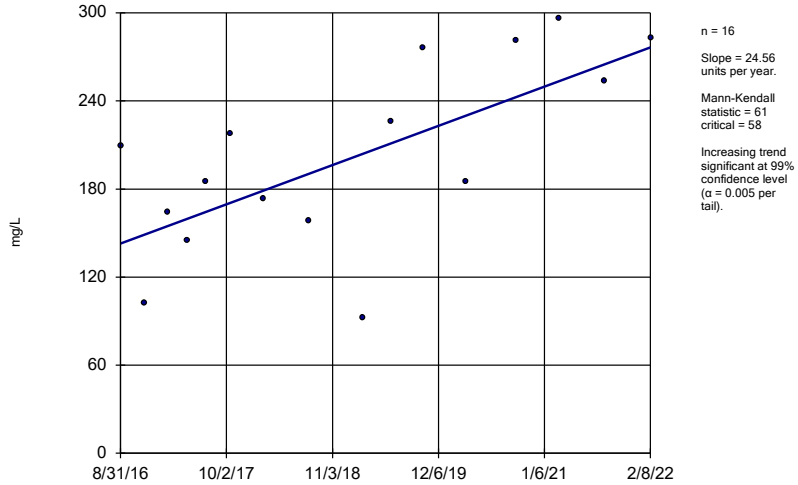

n = 16

Slope = 24.56 units per year.

Mann-Kendall statistic = 61 critical = 58

Increasing trend significant at 99% confidence level (α = 0.005 per tail).

Constituent: Total Dissolved Solids Analysis Run 3/28/2022 5:50 PM View: Appendix III - Trend Tests

Plant Yates Client: Southern Company Data: Plant Yates AMA-R6

Sanitas™ v.9.6.32g Groundwater Stats Consulting. UG

Sen's Slope Estimator

YGWA-14S (bg)

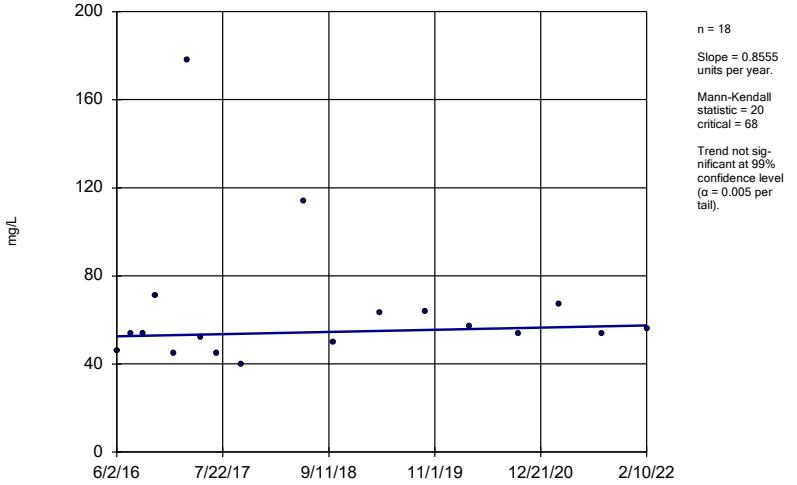

n = 18

Slope = 0.8555 units per year.

Mann-Kendall statistic = 20 critical = 68

Trend not sig-nificant at 99% confidence level (α = 0.005 per tail).

Constituent: Total Dissolved Solids Analysis Run 3/28/2022 5:50 PM View: Appendix III - Trend Tests

Plant Yates Client: Southern Company Data: Plant Yates AMA-R6

Sanitas™ v.9.6.32g Groundwater Stats Consulting. UG

Sen's Slope Estimator

YGWA-1D (bg)

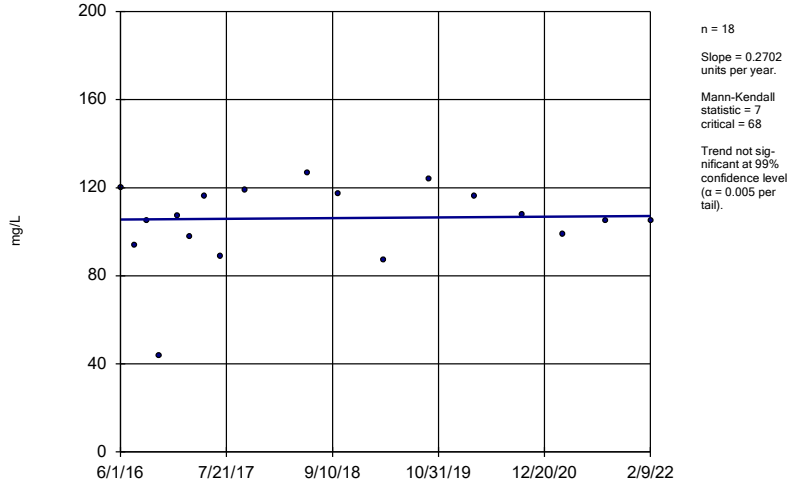

n = 18

Slope = 0.2702 units per year.

Mann-Kendall statistic = 7 critical = 68

Trend not sig-nificant at 99% confidence level (α = 0.005 per tail).

Constituent: Total Dissolved Solids Analysis Run 3/28/2022 5:50 PM View: Appendix III - Trend Tests

Plant Yates Client: Southern Company Data: Plant Yates AMA-R6

Sen's Slope Estimator

YGWA-1I (bg)

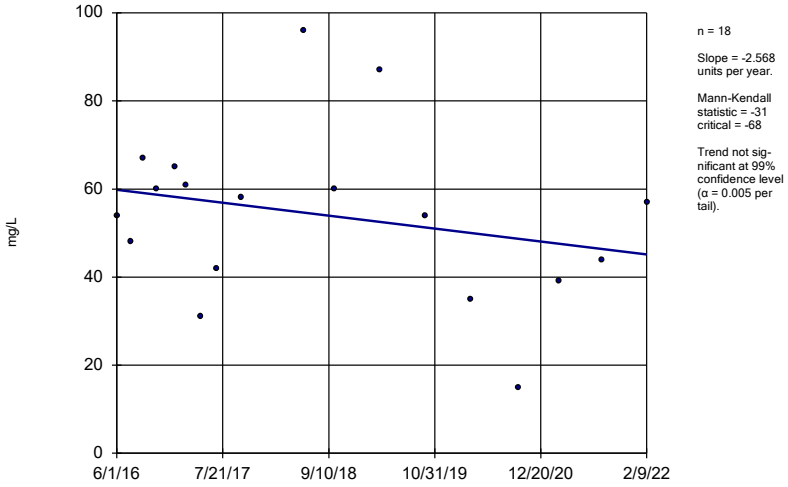

n = 18

Slope = -2.568 units per year.

Mann-Kendall statistic = -31 critical = -68

Trend not significant at 99% confidence level (α = 0.005 per tail).

Constituent: Total Dissolved Solids Analysis Run 3/28/2022 5:50 PM View: Appendix III - Trend Tests

Plant Yates Client: Southern Company Data: Plant Yates AMA-R6

Sanitas™ v.9.6.32g Groundwater Stats Consulting. UG

Sen's Slope Estimator

YGWA-2I (bg)

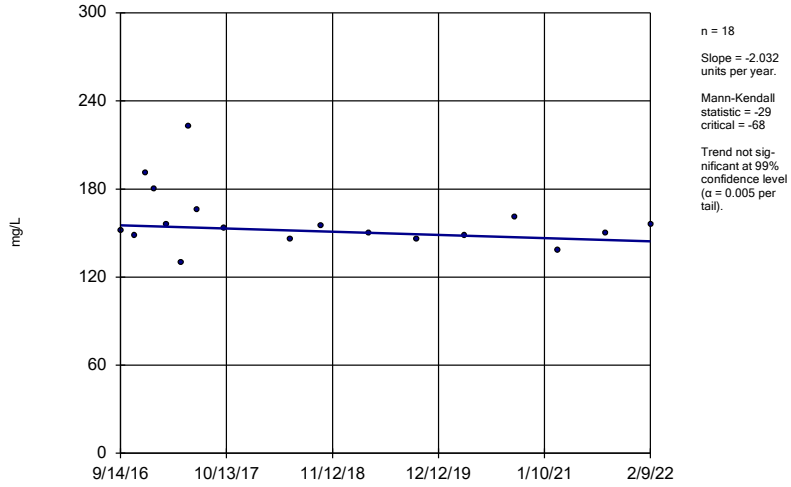

n = 18

Slope = -2.032 units per year.

Mann-Kendall statistic = -29 critical = -68

Trend not significant at 99% confidence level (α = 0.005 per tail).

Constituent: Total Dissolved Solids Analysis Run 3/28/2022 5:50 PM View: Appendix III - Trend Tests

Plant Yates Client: Southern Company Data: Plant Yates AMA-R6

Sanitas™ v.9.6.32g Groundwater Stats Consulting. UG

Hollow symbols indicate censored values.

Sen's Slope Estimator

YGWA-30I (bg)

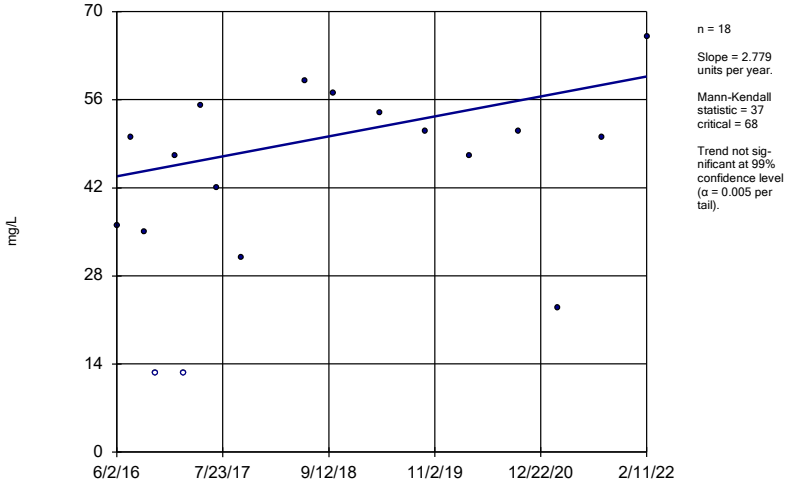

n = 18

Slope = 2.779 units per year.

Mann-Kendall statistic = 37 critical = 68

Trend not significant at 99% confidence level (α = 0.005 per tail).

Constituent: Total Dissolved Solids Analysis Run 3/28/2022 5:50 PM View: Appendix III - Trend Tests

Plant Yates Client: Southern Company Data: Plant Yates AMA-R6

Sanitas™ v.9.6.32g Groundwater Stats Consulting. UG

Sen's Slope Estimator

YGWA-3D (bg)

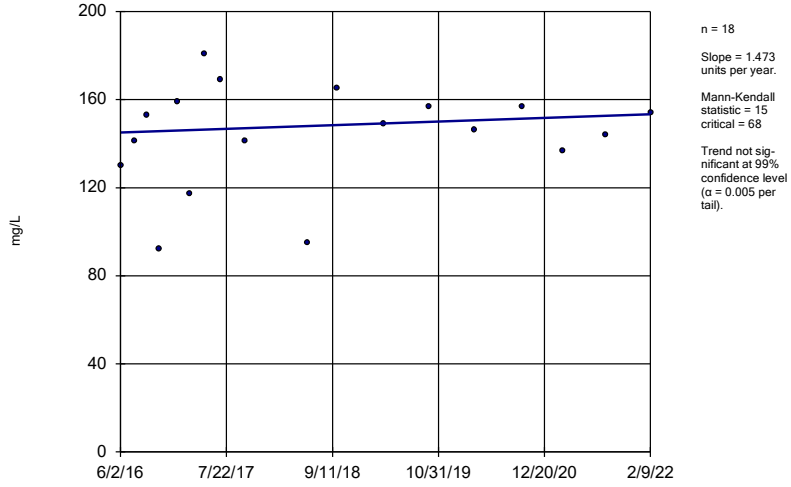

n = 18

Slope = 1.473 units per year.

Mann-Kendall statistic = 15 critical = 68

Trend not significant at 99% confidence level (α = 0.005 per tail).

Constituent: Total Dissolved Solids Analysis Run 3/28/2022 5:50 PM View: Appendix III - Trend Tests

Plant Yates Client: Southern Company Data: Plant Yates AMA-R6

Sen's Slope Estimator

YGWA-3I (bg)

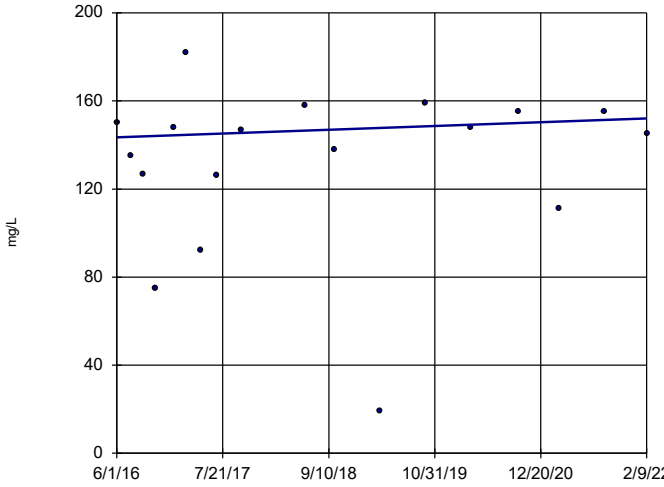

n = 18

Slope = 1.513 units per year.

Mann-Kendall statistic = 13 critical = 68

Trend not significant at 99% confidence level (α = 0.005 per tail).

Constituent: Total Dissolved Solids Analysis Run 3/28/2022 5:50 PM View: Appendix III - Trend Tests

Plant Yates Client: Southern Company Data: Plant Yates AMA-R6

FIGURE F.

Upper Tolerance Limits Summary Table

Plant Yates Client: Southern Company Data: Plant Yates AMA-R6 Printed 4/19/2022, 5:31 PM

Constituent	Well	Upper Lim.	Lower Lim.	Date	Observ.	Sig.	Bg N	Bg Mean	Std. Dev.	%NDs	ND Adj.	Transform	Alpha	Method
Antimony (mg/L)	n/a	0.0047	n/a	n/a	n/a	n/a	353	n/a	n/a	87.25	n/a	n/a	NaN	NP Inter(NDs)
Arsenic (mg/L)	n/a	0.005	n/a	n/a	n/a	n/a	401	n/a	n/a	75.06	n/a	n/a	NaN	NP Inter(NDs)
Barium (mg/L)	n/a	0.071	n/a	n/a	n/a	n/a	401	n/a	n/a	2.743	n/a	n/a	NaN	NP Inter(normality)
Beryllium (mg/L)	n/a	0.0005	n/a	n/a	n/a	n/a	385	n/a	n/a	80.26	n/a	n/a	NaN	NP Inter(NDs)
Cadmium (mg/L)	n/a	0.00063	n/a	n/a	n/a	n/a	385	n/a	n/a	95.58	n/a	n/a	NaN	NP Inter(NDs)
Chromium (mg/L)	n/a	0.0093	n/a	n/a	n/a	n/a	353	n/a	n/a	79.6	n/a	n/a	NaN	NP Inter(NDs)
Cobalt (mg/L)	n/a	0.035	n/a	n/a	n/a	n/a	396	n/a	n/a	69.19	n/a	n/a	NaN	NP Inter(NDs)
Combined Radium 226 + 228 (pCi/L)	n/a	6.92	n/a	n/a	n/a	n/a	380	n/a	n/a	0	n/a	n/a	NaN	NP Inter(normality)
Fluoride (mg/L)	n/a	0.68	n/a	n/a	n/a	n/a	400	n/a	n/a	67.5	n/a	n/a	NaN	NP Inter(NDs)
Lead (mg/L)	n/a	0.0013	n/a	n/a	n/a	n/a	355	n/a	n/a	84.51	n/a	n/a	NaN	NP Inter(NDs)
Lithium (mg/L)	n/a	0.03	n/a	n/a	n/a	n/a	380	n/a	n/a	26.32	n/a	n/a	NaN	NP Inter(normality)
Mercury (mg/L)	n/a	0.0002	n/a	n/a	n/a	n/a	309	n/a	n/a	93.2	n/a	n/a	NaN	NP Inter(NDs)
Molybdenum (mg/L)	n/a	0.014	n/a	n/a	n/a	n/a	344	n/a	n/a	60.17	n/a	n/a	NaN	NP Inter(NDs)
Selenium (mg/L)	n/a	0.005	n/a	n/a	n/a	n/a	383	n/a	n/a	91.91	n/a	n/a	NaN	NP Inter(NDs)
Thallium (mg/L)	n/a	0.001	n/a	n/a	n/a	n/a	319	n/a	n/a	96.87	n/a	n/a	NaN	NP Inter(NDs)

FIGURE G.

YATES AMA-R6 GWPS				
Constituent Name	**MCL**	**CCR-Rule Specified**	**Background Limit**	**GWPS**
Antimony, Total (mg/L)	0.006		0.0047	0.006
Arsenic, Total (mg/L)	0.01		0.005	0.01
Barium, Total (mg/L)	2		0.071	2
Beryllium, Total (mg/L)	0.004		0.0005	0.004
Cadmium, Total (mg/L)	0.005		0.00063	0.005
Chromium, Total (mg/L)	0.1		0.0093	0.1
Cobalt, Total (mg/L)		0.006	0.035	0.035
Combined Radium, Total (pCi/L)	5		6.92	6.92
Fluoride, Total (mg/L)	4		0.68	4
Lead, Total (mg/L)		0.015	0.0013	0.015
Lithium, Total (mg/L)		0.04	0.03	0.04
Mercury, Total (mg/L)	0.002		0.0002	0.002
Molybdenum, Total (mg/L)		0.1	0.014	0.1
Selenium, Total (mg/L)	0.05		0.005	0.05
Thallium, Total (mg/L)	0.002		0.001	0.002

**Grey cell indicates Background Limit is higher than MCL or CCR Rule Specified Level*

**MCL = Maximum Contaminant Level*

**CCR = Coal Combustion Residual*

**GWPS = Groundwater Protection Standard*

FIGURE H.

Confidence Intervals - Significant Results

Plant Yates Client: Southern Company Data: Plant Yates AMA-R6 Printed 4/19/2022, 5:39 PM

Constituent	Well	Upper Lim.	Lower Lim.	Compliance	Sig.	N	Mean	Std. Dev.	%NDs	ND Adj.	Transform	Alpha	Method
Beryllium (mg/L)	**YGWC-38**	**0.005381**	**0.004128**	**0.004**	**Yes**	**16**	**0.004494**	**0.001209**	**0**	**None**	**x^4**	**0.01**	**Param.**
Selenium (mg/L)	**YGWC-38**	**0.249**	**0.073**	**0.05**	**Yes**	**16**	**0.1613**	**0.07941**	**0**	**None**	**No**	**0.01**	**NP (normality)**
Selenium (mg/L)	**PZ-37**	**0.2916**	**0.2149**	**0.05**	**Yes**	**13**	**0.2532**	**0.05155**	**0**	**None**	**No**	**0.01**	**Param.**

Confidence Intervals - All Results

Plant Yates Client: Southern Company Data: Plant Yates AMA-R6 Printed 4/19/2022, 5:39 PM

Constituent	Well	Upper Lim.	Lower Lim.	Compliance	Sig.	N	Mean	Std. Dev.	%NDs	ND Adj.	Transform	Alpha	Method
Antimony (mg/L)	YAMW-1	0.025	0.00037	0.006	No	7	0.005681	0.008573	57.14	None	No	0.008	NP (NDs)
Antimony (mg/L)	YAMW-4	0.001179	0.0004933	0.006	No	5	0.001674	0.001225	40	Kaplan-Meier	ln(x)	0.01	Param.
Antimony (mg/L)	YAMW-5	0.003	0.00033	0.006	No	5	0.002466	0.001194	80	Kaplan-Meier	No	0.031	NP (NDs)
Antimony (mg/L)	YGWC-23S	0.003	0.00085	0.006	No	18	0.002592	0.0009432	83.33	Kaplan-Meier	No	0.01	NP (NDs)
Antimony (mg/L)	YGWC-38	0.003	0.00063	0.006	No	15	0.002403	0.001051	73.33	Kaplan-Meier	No	0.01	NP (NDs)
Antimony (mg/L)	YGWC-41	0.003	0.0014	0.006	No	15	0.002893	0.0004131	93.33	Kaplan-Meier	No	0.01	NP (NDs)
Antimony (mg/L)	YGWC-42	0.003	0.00053	0.006	No	15	0.002835	0.0006378	93.33	None	No	0.01	NP (NDs)
Antimony (mg/L)	YGWC-43	0.003	0.00031	0.006	No	15	0.002821	0.0006946	93.33	None	No	0.01	NP (NDs)
Antimony (mg/L)	YGWC-49	0.003	0.0011	0.006	No	15	0.002709	0.0007763	86.67	None	No	0.01	NP (NDs)
Antimony (mg/L)	PZ-35	0.003	0.00039	0.006	No	7	0.002627	0.0009865	85.71	None	No	0.008	NP (NDs)
Antimony (mg/L)	PZ-37	0.003	0.0014	0.006	No	13	0.002673	0.0008263	84.62	None	No	0.01	NP (NDs)
Antimony (mg/L)	YGWC-24SA	0.003	0.0009	0.006	No	18	0.002883	0.000495	94.44	None	No	0.01	NP (NDs)
Antimony (mg/L)	YGWC-36A	0.0041	0.0014	0.006	No	18	0.004	0.006144	44.44	None	No	0.01	NP (normality)
Arsenic (mg/L)	YAMW-1	0.005	0.0023	0.01	No	8	0.004662	0.0009546	87.5	None	No	0.004	NP (NDs)
Arsenic (mg/L)	YAMW-4	0.002818	0.0001089	0.01	No	5	0.002878	0.00206	40	Kaplan-Meier	No	0.01	Param.
Arsenic (mg/L)	YAMW-5	0.002618	0.0006151	0.01	No	5	0.00297	0.001924	40	Kaplan-Meier	No	0.01	Param.
Arsenic (mg/L)	YGWC-23S	0.005	0.0025	0.01	No	20	0.004685	0.0009922	90	Kaplan-Meier	No	0.01	NP (NDs)
Arsenic (mg/L)	YGWC-38	0.002013	0.000835	0.01	No	16	0.001654	0.001397	12.5	None	ln(x)	0.01	Param.
Arsenic (mg/L)	YGWC-41	0.005	0.00062	0.01	No	16	0.002964	0.002135	50	None	No	0.01	NP (normality)
Arsenic (mg/L)	YGWC-42	0.002976	0.00149	0.01	No	16	0.002311	0.001241	12.5	None	sqrt(x)	0.01	Param.
Arsenic (mg/L)	YGWC-43	0.005	0.00099	0.01	No	16	0.004025	0.001777	75	None	No	0.01	NP (NDs)
Arsenic (mg/L)	YGWC-49	0.005	0.001	0.01	No	15	0.004164	0.001732	80	None	No	0.01	NP (NDs)
Arsenic (mg/L)	PZ-35	0.005	0.00069	0.01	No	8	0.003556	0.002016	62.5	None	No	0.004	NP (NDs)
Arsenic (mg/L)	PZ-37	0.005	0.0008	0.01	No	13	0.002357	0.001857	30.77	None	No	0.01	NP (normality)
Arsenic (mg/L)	YGWC-24SA	0.005	0.0024	0.01	No	20	0.004695	0.0009501	90	None	No	0.01	NP (NDs)
Arsenic (mg/L)	YGWC-36A	0.005	0.0014	0.01	No	20	0.003957	0.00186	75	None	No	0.01	NP (NDs)
Barium (mg/L)	YAMW-1	0.0704	0.0286	2	No	8	0.0495	0.01972	0	None	No	0.01	Param.
Barium (mg/L)	YAMW-2	0.009472	0.006728	2	No	5	0.0081	0.0008185	0	None	No	0.01	Param.
Barium (mg/L)	YAMW-4	0.0286	0.0005986	2	No	5	0.01086	0.008882	0	None	sqrt(x)	0.01	Param.
Barium (mg/L)	YAMW-5	0.05689	0.02631	2	No	5	0.0416	0.009127	0	None	No	0.01	Param.
Barium (mg/L)	YGWC-23S	0.04635	0.03106	2	No	20	0.03871	0.01347	0	None	No	0.01	Param.
Barium (mg/L)	YGWC-38	0.02311	0.01783	2	No	16	0.02047	0.004062	0	None	No	0.01	Param.
Barium (mg/L)	YGWC-41	0.02906	0.02034	2	No	16	0.0247	0.006706	0	None	No	0.01	Param.
Barium (mg/L)	YGWC-42	0.04468	0.03077	2	No	16	0.03773	0.01069	0	None	No	0.01	Param.
Barium (mg/L)	YGWC-43	0.034	0.01762	2	No	16	0.02581	0.01259	0	None	No	0.01	Param.
Barium (mg/L)	YGWC-49	0.07861	0.0694	2	No	15	0.07401	0.0068	0	None	No	0.01	Param.
Barium (mg/L)	PZ-35	0.074	0.032	2	No	8	0.04763	0.01732	0	None	No	0.004	NP (normality)
Barium (mg/L)	PZ-37	0.05511	0.03813	2	No	13	0.04662	0.01142	0	None	No	0.01	Param.
Barium (mg/L)	YGWC-24SA	0.025	0.019	2	No	20	0.02103	0.003574	0	None	No	0.01	NP (normality)
Barium (mg/L)	YGWC-36A	0.04377	0.03278	2	No	20	0.03828	0.009683	0	None	No	0.01	Param.
Beryllium (mg/L)	YAMW-1	0.0005	0.000058	0.004	No	8	0.0003354	0.0001982	50	None	No	0.004	NP (normality)
Beryllium (mg/L)	YAMW-2	0.0005	0.000051	0.004	No	5	0.000238	0.0002393	40	None	No	0.031	NP (normality)
Beryllium (mg/L)	YAMW-5	0.00017	0.000092	0.004	No	6	0.000131	0.00002839	0	None	No	0.01	Param.
Beryllium (mg/L)	YGWC-23S	0.00023	0.000081	0.004	No	20	0.0002108	0.000176	25	None	No	0.01	NP (normality)
Beryllium (mg/L)	**YGWC-38**	**0.005381**	**0.004128**	**0.004**	**Yes**	**16**	**0.004494**	**0.001209**	**0**	**None**	**x^4**	**0.01**	**Param.**
Beryllium (mg/L)	YGWC-41	0.0037	0.0016	0.004	No	16	0.0028	0.0009737	0	None	No	0.01	NP (normality)
Beryllium (mg/L)	YGWC-42	0.0005	0.000067	0.004	No	16	0.0003416	0.0002115	62.5	None	No	0.01	NP (NDs)
Beryllium (mg/L)	YGWC-43	0.00053	0.00029	0.004	No	16	0.0004075	0.0001423	37.5	None	No	0.01	NP (normality)
Beryllium (mg/L)	YGWC-49	0.00015	0.0001	0.004	No	15	0.00014	0.0001009	6.667	None	No	0.01	NP (normality)
Beryllium (mg/L)	PZ-35	0.000479	0.000269	0.004	No	9	0.0004122	0.000117	22.22	Kaplan-Meier	No	0.01	Param.
Beryllium (mg/L)	PZ-37	0.0004733	0.0002084	0.004	No	13	0.0004062	0.0002152	15.38	Kaplan-Meier	sqrt(x)	0.01	Param.
Beryllium (mg/L)	YGWC-24SA	0.00016	0.0001	0.004	No	20	0.000178	0.0001413	15	None	No	0.01	NP (normality)
Beryllium (mg/L)	YGWC-36A	0.0003309	0.000206	0.004	No	20	0.0002685	0.0001099	5	None	No	0.01	Param.
Cadmium (mg/L)	YAMW-1	0.0005	0.00013	0.005	No	8	0.0002938	0.0001734	37.5	None	No	0.004	NP (normality)
Cadmium (mg/L)	YAMW-5	0.0002574	0.0001586	0.005	No	5	0.000208	0.0000295	0	None	No	0.01	Param.

Confidence Intervals - All Results

Plant Yates Client: Southern Company Data: Plant Yates AMA-R6 Printed 4/19/2022, 5:39 PM

Constituent	Well	Upper Lim.	Lower Lim.	Compliance	Sig.	N	Mean	Std. Dev.	%NDs	ND Adj.	Transform	Alpha	Method
Cadmium (mg/L)	YGWC-23S	0.0005	0.00007	0.005	No	20	0.0004785	0.00009615	95	None	No	0.01	NP (NDs)
Cadmium (mg/L)	YGWC-38	0.0029	0.0013	0.005	No	16	0.002194	0.0007141	0	None	No	0.01	NP (normality)
Cadmium (mg/L)	YGWC-41	0.0005	0.00015	0.005	No	16	0.0002913	0.0001516	31.25	None	No	0.01	NP (normality)
Cadmium (mg/L)	YGWC-42	0.0005	0.0002	0.005	No	16	0.0003919	0.0001608	50	None	No	0.01	NP (normality)
Cadmium (mg/L)	YGWC-49	0.0005	0.00007	0.005	No	15	0.0004713	0.000111	93.33	None	No	0.01	NP (NDs)
Cadmium (mg/L)	PZ-35	0.0005	0.00016	0.005	No	8	0.0004575	0.0001202	87.5	None	No	0.004	NP (NDs)
Cadmium (mg/L)	PZ-37	0.0007228	0.000308	0.005	No	13	0.0005438	0.0002744	15.38	Kaplan-Meier	No	0.01	Param.
Cadmium (mg/L)	YGWC-36A	0.0005	0.00017	0.005	No	20	0.000269	0.0001585	30	None	No	0.01	NP (normality)
Chromium (mg/L)	YAMW-1	0.005	0.00058	0.1	No	6	0.001563	0.001702	16.67	None	No	0.0155	NP (normality)
Chromium (mg/L)	YAMW-2	0.002983	0.00002161	0.1	No	5	0.002202	0.001797	20	Kaplan-Meier	No	0.01	Param.
Chromium (mg/L)	YAMW-4	0.005	0.00057	0.1	No	5	0.004114	0.001981	80	Kaplan-Meier	No	0.031	NP (NDs)
Chromium (mg/L)	YAMW-5	0.005	0.0016	0.1	No	5	0.00432	0.001521	80	Kaplan-Meier	No	0.031	NP (NDs)
Chromium (mg/L)	YGWC-23S	0.005	0.0008	0.1	No	16	0.003509	0.002005	62.5	Kaplan-Meier	No	0.01	NP (NDs)
Chromium (mg/L)	YGWC-38	0.005	0.00065	0.1	No	16	0.004447	0.001512	87.5	Kaplan-Meier	No	0.01	NP (NDs)
Chromium (mg/L)	YGWC-41	0.005	0.00039	0.1	No	16	0.004712	0.001152	93.75	None	No	0.01	NP (NDs)
Chromium (mg/L)	YGWC-42	0.005	0.0013	0.1	No	16	0.004208	0.001711	81.25	None	No	0.01	NP (NDs)
Chromium (mg/L)	YGWC-43	0.005	0.00071	0.1	No	16	0.003911	0.001949	75	None	No	0.01	NP (NDs)
Chromium (mg/L)	YGWC-49	0.0021	0.0014	0.1	No	14	0.001971	0.0009059	7.143	None	No	0.01	NP (normality)
Chromium (mg/L)	PZ-35	0.005	0.0006	0.1	No	6	0.002185	0.002192	33.33	None	No	0.0155	NP (normality)
Chromium (mg/L)	PZ-37	0.005	0.0017	0.1	No	13	0.0042	0.001532	76.92	None	No	0.01	NP (NDs)
Chromium (mg/L)	YGWC-24SA	0.005	0.0011	0.1	No	16	0.004259	0.001594	81.25	None	No	0.01	NP (NDs)
Chromium (mg/L)	YGWC-36A	0.005	0.0013	0.1	No	16	0.004155	0.001615	75	None	No	0.01	NP (NDs)
Cobalt (mg/L)	YAMW-1	0.02551	0.007375	0.035	No	9	0.01644	0.009964	22.22	Kaplan-Meier	No	0.01	Param.
Cobalt (mg/L)	YAMW-2	0.002488	0.0002417	0.035	No	5	0.001154	0.0007745	0	None	sqrt(x)	0.01	Param.
Cobalt (mg/L)	YAMW-4	0.001001	0.0001991	0.035	No	5	0.0006	0.0002393	0	None	No	0.01	Param.
Cobalt (mg/L)	YAMW-5	0.005	0.00077	0.035	No	5	0.004154	0.001892	80	None	No	0.031	NP (NDs)
Cobalt (mg/L)	YGWC-41	0.005	0.00069	0.035	No	16	0.003899	0.001976	75	None	No	0.01	NP (NDs)
Cobalt (mg/L)	YGWC-42	0.0025	0.0017	0.035	No	16	0.002119	0.000862	6.25	None	No	0.01	NP (normality)
Cobalt (mg/L)	YGWC-43	0.005	0.0015	0.035	No	16	0.003184	0.001786	43.75	None	No	0.01	NP (normality)
Cobalt (mg/L)	YGWC-49	0.005	0.0006	0.035	No	15	0.003833	0.002003	73.33	None	No	0.01	NP (NDs)
Cobalt (mg/L)	PZ-35	0.0059	0.005	0.035	No	8	0.005112	0.0003182	87.5	None	No	0.004	NP (NDs)
Cobalt (mg/L)	PZ-37	0.01174	0.004444	0.035	No	13	0.008092	0.004907	0	None	No	0.01	Param.
Cobalt (mg/L)	YGWC-36A	0.005	0.00086	0.035	No	20	0.003885	0.001984	75	None	No	0.01	NP (NDs)
Combined Radium 226 + 228 (pCi/L)	YAMW-1	0.7655	0.2653	6.92	No	7	0.5154	0.2105	0	None	No	0.01	Param.
Combined Radium 226 + 228 (pCi/L)	YAMW-2	0.9255	-0.1666	6.92	No	5	0.3795	0.3259	0	None	No	0.01	Param.
Combined Radium 226 + 228 (pCi/L)	YAMW-4	1.466	0.02573	6.92	No	5	0.746	0.4298	0	None	No	0.01	Param.
Combined Radium 226 + 228 (pCi/L)	YAMW-5	1.602	0.4665	6.92	No	5	1.034	0.3389	0	None	No	0.01	Param.
Combined Radium 226 + 228 (pCi/L)	YGWC-23S	0.7741	0.3606	6.92	No	20	0.5674	0.3641	0	None	No	0.01	Param.
Combined Radium 226 + 228 (pCi/L)	YGWC-38	1.242	0.5941	6.92	No	16	0.9179	0.4977	0	None	No	0.01	Param.
Combined Radium 226 + 228 (pCi/L)	YGWC-41	1.234	0.589	6.92	No	16	0.9627	0.5633	0	None	x^(1/3)	0.01	Param.
Combined Radium 226 + 228 (pCi/L)	YGWC-42	2.714	1.139	6.92	No	16	1.926	1.21	0	None	No	0.01	Param.
Combined Radium 226 + 228 (pCi/L)	YGWC-43	3.591	1.399	6.92	No	16	2.649	1.818	0	None	sqrt(x)	0.01	Param.
Combined Radium 226 + 228 (pCi/L)	YGWC-49	1.09	0.4612	6.92	No	15	0.7755	0.4638	0	None	No	0.01	Param.
Combined Radium 226 + 228 (pCi/L)	PZ-35	1.106	0.1853	6.92	No	7	0.6456	0.3875	0	None	No	0.01	Param.
Combined Radium 226 + 228 (pCi/L)	PZ-37	1.995	1.306	6.92	No	13	1.651	0.4631	0	None	No	0.01	Param.
Combined Radium 226 + 228 (pCi/L)	YGWC-24SA	0.7755	0.4933	6.92	No	20	0.6344	0.2484	0	None	No	0.01	Param.
Combined Radium 226 + 228 (pCi/L)	YGWC-36A	1.04	0.5384	6.92	No	20	0.7893	0.4419	0	None	No	0.01	Param.
Fluoride (mg/L)	YAMW-4	0.14	0.1	4	No	5	0.116	0.02191	60	None	No	0.031	NP (NDs)
Fluoride (mg/L)	YGWC-23S	0.12	0.049	4	No	21	0.09519	0.01926	85.71	None	No	0.01	NP (NDs)
Fluoride (mg/L)	YGWC-38	0.21	0.034	4	No	17	0.1544	0.112	64.71	None	No	0.01	NP (NDs)
Fluoride (mg/L)	YGWC-41	0.11	0.1	4	No	17	0.1006	0.002425	88.24	None	No	0.01	NP (NDs)
Fluoride (mg/L)	YGWC-42	0.1	0.07	4	No	17	0.08771	0.02476	76.47	None	No	0.01	NP (NDs)
Fluoride (mg/L)	YGWC-43	0.1065	0.05855	4	No	17	0.1041	0.05169	23.53	Kaplan-Meier	x^(1/3)	0.01	Param.
Fluoride (mg/L)	YGWC-49	0.14	0.09	4	No	16	0.09938	0.02516	62.5	None	No	0.01	NP (NDs)
Fluoride (mg/L)	PZ-37	0.31	0.1	4	No	13	0.1654	0.1131	69.23	None	No	0.01	NP (NDs)

Confidence Intervals - All Results

Plant Yates Client: Southern Company Data: Plant Yates AMA-R6 Printed 4/19/2022, 5:39 PM

Constituent	Well	Upper Lim.	Lower Lim.	Compliance	Sig.	N	Mean	Std. Dev.	%NDs	ND Adj.	Transform	Alpha	Method
Fluoride (mg/L)	YGWC-24SA	0.1	0.098	4	No	21	0.09671	0.01461	90.48	None	No	0.01	NP (NDs)
Fluoride (mg/L)	YGWC-36A	0.1	0.09	4	No	21	0.09314	0.03137	66.67	None	No	0.01	NP (NDs)
Lead (mg/L)	YAMW-1	0.001	0.00019	0.015	No	7	0.0008843	0.0003062	85.71	None	No	0.008	NP (NDs)
Lead (mg/L)	YAMW-2	0.001	0.00008	0.015	No	5	0.000638	0.0004958	60	None	No	0.031	NP (NDs)
Lead (mg/L)	YAMW-4	0.0006106	1.2e-7	0.015	No	5	0.0005832	0.0004119	40	Kaplan-Meier	No	0.01	Param.
Lead (mg/L)	YAMW-5	0.0001361	0.00003504	0.015	No	5	0.0004448	0.0005074	40	Kaplan-Meier	ln(x)	0.01	Param.
Lead (mg/L)	YGWC-23S	0.001	0.00044	0.015	No	18	0.0008237	0.0003468	77.78	Kaplan-Meier	No	0.01	NP (NDs)
Lead (mg/L)	YGWC-38	0.001	0.0001	0.015	No	16	0.0008313	0.0003628	81.25	Kaplan-Meier	No	0.01	NP (NDs)
Lead (mg/L)	YGWC-41	0.0011	0.00012	0.015	No	16	0.0007848	0.0004016	68.75	None	No	0.01	NP (NDs)
Lead (mg/L)	YGWC-42	0.001	0.00009	0.015	No	16	0.0007744	0.0004047	75	None	No	0.01	NP (NDs)
Lead (mg/L)	YGWC-43	0.001	0.00008	0.015	No	16	0.0008847	0.0003151	87.5	None	No	0.01	NP (NDs)
Lead (mg/L)	YGWC-49	0.001	0.000059	0.015	No	15	0.0009373	0.000243	93.33	None	No	0.01	NP (NDs)
Lead (mg/L)	PZ-35	0.001	0.000087	0.015	No	7	0.0007481	0.0004305	71.43	None	No	0.008	NP (NDs)
Lead (mg/L)	PZ-37	0.001	0.000088	0.015	No	13	0.0006672	0.0004396	61.54	None	No	0.01	NP (NDs)
Lead (mg/L)	YGWC-24SA	0.001	0.00036	0.015	No	18	0.0009118	0.0002619	88.89	None	No	0.01	NP (NDs)
Lead (mg/L)	YGWC-36A	0.0004876	0.0001631	0.015	No	18	0.0005517	0.0004303	22.22	Kaplan-Meier	sqrt(x)	0.01	Param.
Lithium (mg/L)	YAMW-1	0.02035	0.005228	0.04	No	8	0.01279	0.007132	12.5	None	No	0.01	Param.
Lithium (mg/L)	YAMW-4	0.04078	0.01402	0.04	No	5	0.0274	0.007987	0	None	No	0.01	Param.
Lithium (mg/L)	YAMW-5	0.01705	0.01295	0.04	No	5	0.015	0.001225	0	None	No	0.01	Param.
Lithium (mg/L)	YGWC-23S	0.0029	0.0018	0.04	No	20	0.00297	0.002893	5	None	No	0.01	NP (normality)
Lithium (mg/L)	YGWC-38	0.008794	0.007443	0.04	No	16	0.008119	0.001038	0	None	No	0.01	Param.
Lithium (mg/L)	YGWC-41	0.0044	0.0023	0.04	No	16	0.00405	0.003054	6.25	None	No	0.01	NP (normality)
Lithium (mg/L)	YGWC-42	0.04879	0.03226	0.04	No	16	0.04053	0.0127	0	None	No	0.01	Param.
Lithium (mg/L)	YGWC-43	0.01839	0.01168	0.04	No	16	0.01503	0.005157	0	None	No	0.01	Param.
Lithium (mg/L)	YGWC-49	0.0038	0.0035	0.04	No	15	0.003693	0.0002314	0	None	No	0.01	NP (normality)
Lithium (mg/L)	PZ-35	0.015	0.001	0.04	No	8	0.00435	0.005458	12.5	None	No	0.004	NP (normality)
Lithium (mg/L)	PZ-37	0.02955	0.02194	0.04	No	13	0.02575	0.005122	7.692	None	No	0.01	Param.
Lithium (mg/L)	YGWC-36A	0.006428	0.00297	0.04	No	20	0.005019	0.003162	5	None	sqrt(x)	0.01	Param.
Mercury (mg/L)	YGWC-23S	0.0002	0.00015	0.002	No	15	0.0001899	0.00002849	86.67	None	No	0.01	NP (NDs)
Mercury (mg/L)	YGWC-38	0.0002	0.00008	0.002	No	13	0.0001782	0.00005386	84.62	None	No	0.01	NP (NDs)
Mercury (mg/L)	YGWC-41	0.0002	0.00006	0.002	No	13	0.0001892	0.00003883	92.31	None	No	0.01	NP (NDs)
Mercury (mg/L)	YGWC-42	0.0002	0.000048	0.002	No	13	0.0001883	0.00004216	92.31	None	No	0.01	NP (NDs)
Mercury (mg/L)	YGWC-43	0.0002	0.00009	0.002	No	13	0.0001802	0.00004906	84.62	None	No	0.01	NP (NDs)
Mercury (mg/L)	YGWC-49	0.0002	0.00014	0.002	No	12	0.0001834	0.00004223	83.33	None	No	0.01	NP (NDs)
Mercury (mg/L)	PZ-37	0.0002	0.00006	0.002	No	13	0.0001892	0.00003883	92.31	None	No	0.01	NP (NDs)
Molybdenum (mg/L)	YAMW-1	0.004175	0.0009024	0.1	No	6	0.003665	0.003321	16.67	Kaplan-Meier	sqrt(x)	0.01	Param.
Molybdenum (mg/L)	YAMW-4	0.008881	0.004799	0.1	No	5	0.00684	0.001218	0	None	No	0.01	Param.
Molybdenum (mg/L)	YGWC-42	0.01	0.00085	0.1	No	16	0.004692	0.004295	37.5	None	No	0.01	NP (normality)
Molybdenum (mg/L)	YGWC-43	0.01	0.0012	0.1	No	16	0.005481	0.004286	43.75	None	No	0.01	NP (normality)
Molybdenum (mg/L)	YGWC-49	0.01	0.0007	0.1	No	14	0.009336	0.002486	92.86	None	No	0.01	NP (NDs)
Molybdenum (mg/L)	PZ-35	0.01	0.0019	0.1	No	6	0.00865	0.003307	83.33	None	No	0.0155	NP (NDs)
Molybdenum (mg/L)	PZ-37	0.01	0.0015	0.1	No	13	0.004931	0.004184	38.46	None	No	0.01	NP (normality)
Molybdenum (mg/L)	YGWC-36A	0.01	0.0025	0.1	No	16	0.007437	0.003629	62.5	None	No	0.01	NP (NDs)
Selenium (mg/L)	YAMW-1	0.005	0.0019	0.05	No	8	0.004125	0.001273	62.5	None	No	0.004	NP (NDs)
Selenium (mg/L)	YAMW-4	0.0183	0.0002687	0.05	No	6	0.01097	0.007869	33.33	Kaplan-Meier	sqrt(x)	0.01	Param.
Selenium (mg/L)	YAMW-5	0.06572	0.03336	0.05	No	6	0.05067	0.01337	0	None	x^2	0.01	Param.
Selenium (mg/L)	YGWC-23S	0.0392	0.02767	0.05	No	20	0.03344	0.01015	0	None	No	0.01	Param.
Selenium (mg/L)	**YGWC-38**	**0.249**	**0.073**	**0.05**	**Yes**	**16**	**0.1613**	**0.07941**	**0**	**None**	**No**	**0.01**	**NP (normality)**
Selenium (mg/L)	YGWC-41	0.06255	0.04042	0.05	No	16	0.05149	0.01701	0	None	No	0.01	Param.
Selenium (mg/L)	YGWC-42	0.05555	0.04084	0.05	No	16	0.04819	0.0113	0	None	No	0.01	Param.
Selenium (mg/L)	YGWC-49	0.008701	0.006765	0.05	No	15	0.007733	0.001429	6.667	None	No	0.01	Param.
Selenium (mg/L)	PZ-35	0.005	0.0016	0.05	No	8	0.004325	0.001305	75	None	No	0.004	NP (NDs)
Selenium (mg/L)	**PZ-37**	**0.2916**	**0.2149**	**0.05**	**Yes**	**13**	**0.2532**	**0.05155**	**0**	**None**	**No**	**0.01**	**Param.**
Selenium (mg/L)	YGWC-36A	0.002616	0.00179	0.05	No	20	0.00344	0.001421	40	Kaplan-Meier	ln(x)	0.01	Param.
Thallium (mg/L)	YGWC-49	0.001	0.00009	0.002	No	13	0.00093	0.0002524	92.31	None	No	0.01	NP (NDs)

Parametric and Non-Parametric (NP) Confidence Interval

Compliance Limit is not exceeded. Per-well alpha = 0.01 except as noted. Normality Test: Shapiro Wilk, alpha based on n.

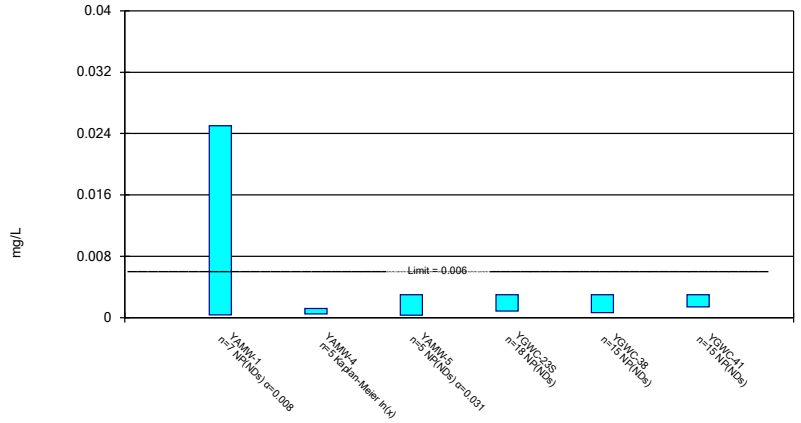

Constituent: Antimony Analysis Run 4/19/2022 5:36 PM View: Appendix IV
Plant Yates Client: Southern Company Data: Plant Yates AMA-R6

Non-Parametric Confidence Interval

Compliance Limit is not exceeded. Per-well alpha = 0.01 except as noted.

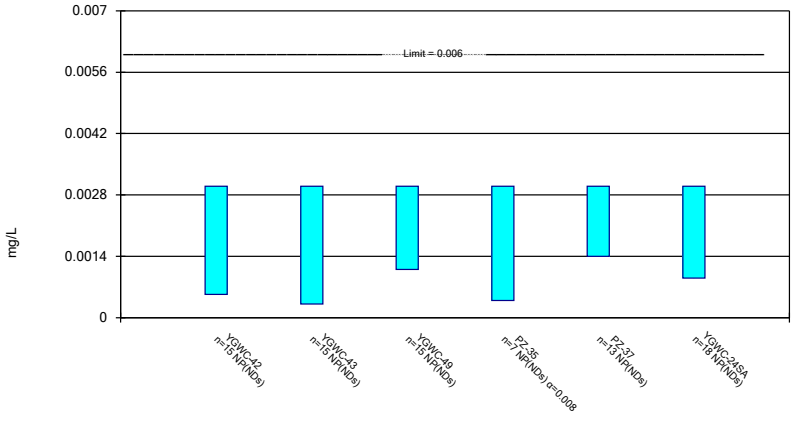

Constituent: Antimony Analysis Run 4/19/2022 5:36 PM View: Appendix IV
Plant Yates Client: Southern Company Data: Plant Yates AMA-R6

Non-Parametric Confidence Interval

Compliance Limit is not exceeded. Per-well alpha = 0.01.

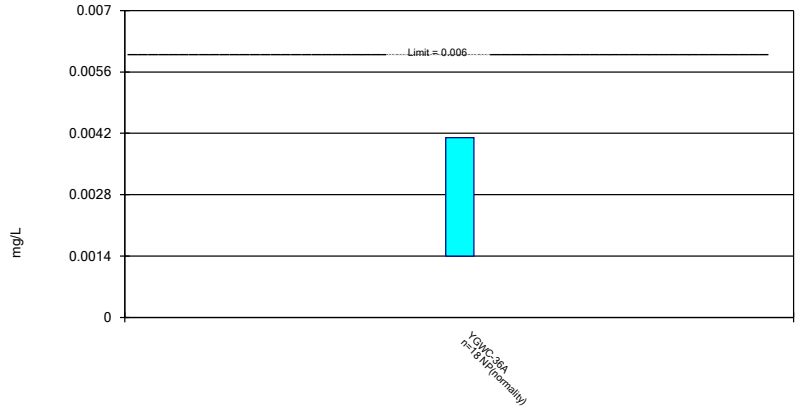

Constituent: Antimony Analysis Run 4/19/2022 5:36 PM View: Appendix IV
Plant Yates Client: Southern Company Data: Plant Yates AMA-R6

Parametric and Non-Parametric (NP) Confidence Interval

Compliance Limit is not exceeded. Per-well alpha = 0.01 except as noted. Normality Test: Shapiro Wilk, alpha based on n.

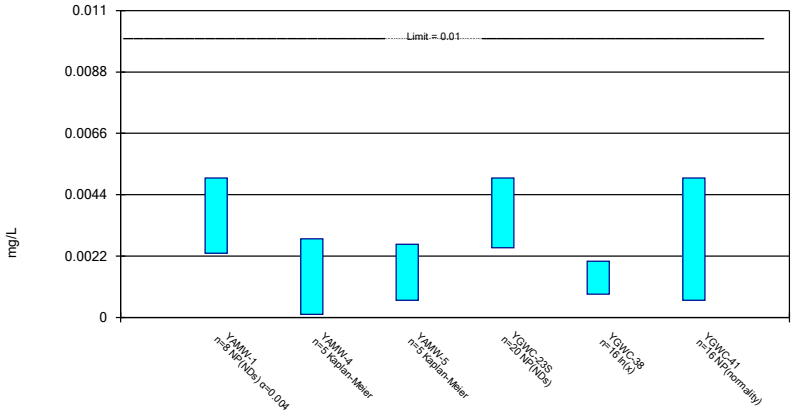

Constituent: Arsenic Analysis Run 4/19/2022 5:36 PM View: Appendix IV
Plant Yates Client: Southern Company Data: Plant Yates AMA-R6

Parametric and Non-Parametric (NP) Confidence Interval

Compliance Limit is not exceeded. Per-well alpha = 0.01 except as noted. Normality Test: Shapiro Wilk, alpha based on n.

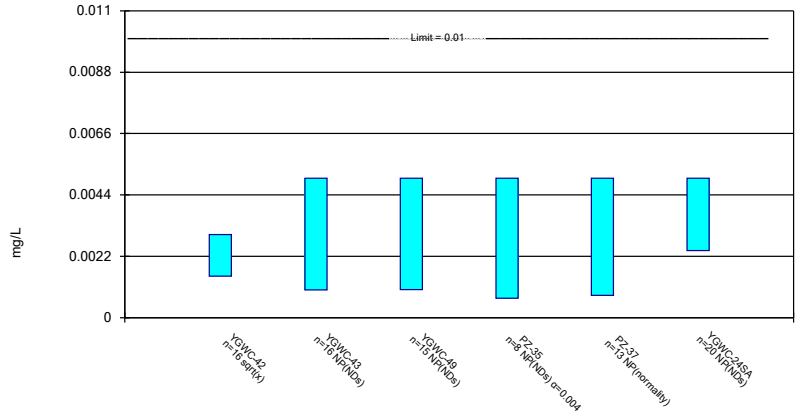

Constituent: Arsenic Analysis Run 4/19/2022 5:36 PM View: Appendix IV
Plant Yates Client: Southern Company Data: Plant Yates AMA-R6

Sanitas™ v.9.6.32j Groundwater Stats Consulting. UG

Non-Parametric Confidence Interval

Compliance Limit is not exceeded. Per-well alpha = 0.01.

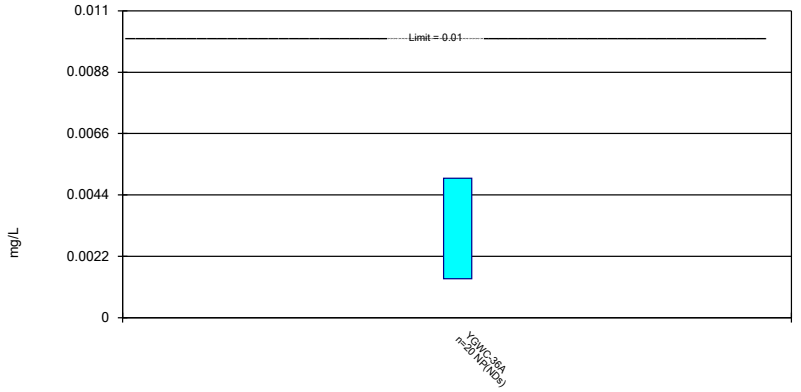

Constituent: Arsenic Analysis Run 4/19/2022 5:36 PM View: Appendix IV
Plant Yates Client: Southern Company Data: Plant Yates AMA-R6

Sanitas™ v.9.6.32j Groundwater Stats Consulting. UG

Parametric Confidence Interval

Compliance Limit is not exceeded. Per-well alpha = 0.01. Normality Test: Shapiro Wilk, alpha based on n.

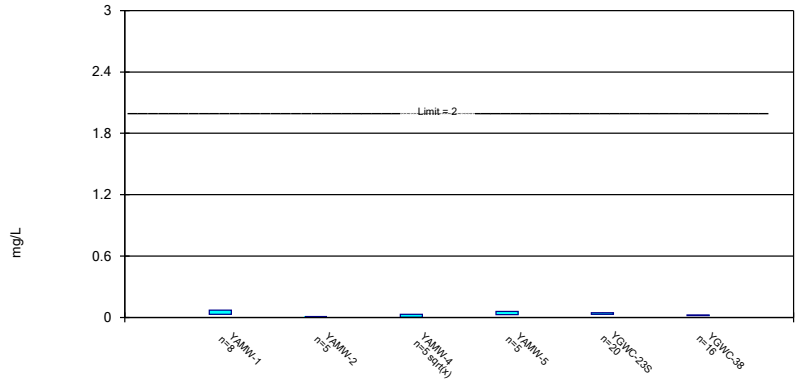

Constituent: Barium Analysis Run 4/19/2022 5:36 PM View: Appendix IV
Plant Yates Client: Southern Company Data: Plant Yates AMA-R6

Sanitas™ v.9.6.32j Groundwater Stats Consulting. UG

Parametric and Non-Parametric (NP) Confidence Interval

Compliance Limit is not exceeded. Per-well alpha = 0.01 except as noted. Normality Test: Shapiro Wilk, alpha based on n.

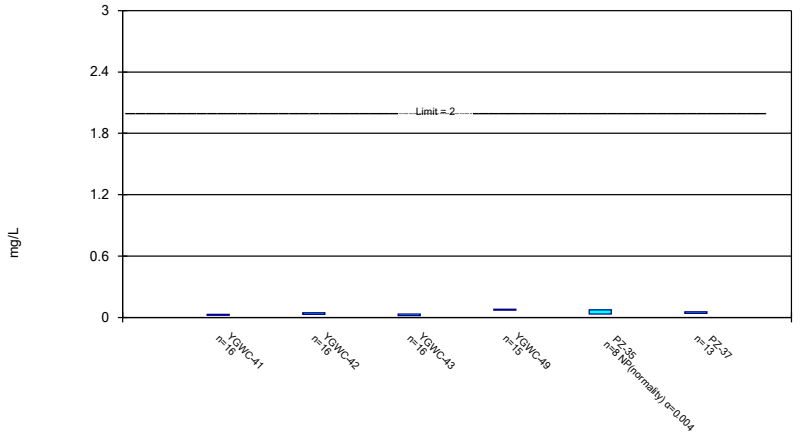

Constituent: Barium Analysis Run 4/19/2022 5:36 PM View: Appendix IV
Plant Yates Client: Southern Company Data: Plant Yates AMA-R6

Parametric and Non-Parametric (NP) Confidence Interval

Compliance Limit is not exceeded. Per-well alpha = 0.01. Normality Test: Shapiro Wilk, alpha based on n.

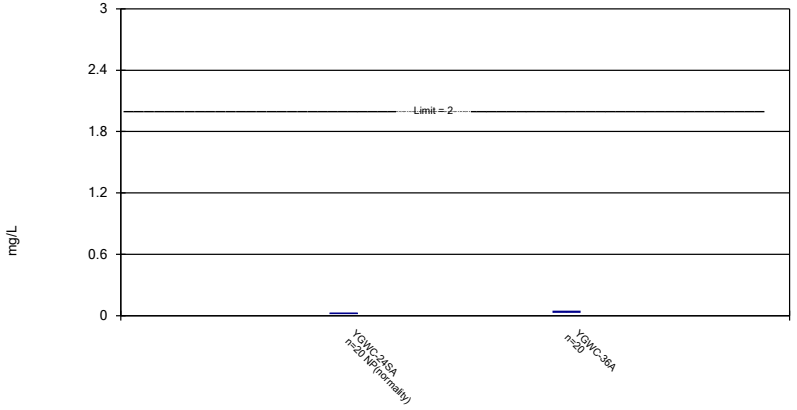

Constituent: Barium Analysis Run 4/19/2022 5:36 PM View: Appendix IV
Plant Yates Client: Southern Company Data: Plant Yates AMA-R6

Parametric and Non-Parametric (NP) Confidence Interval

Compliance limit is exceeded.* Per-well alpha = 0.01 except as noted. Normality Test: Shapiro Wilk, alpha based on n.

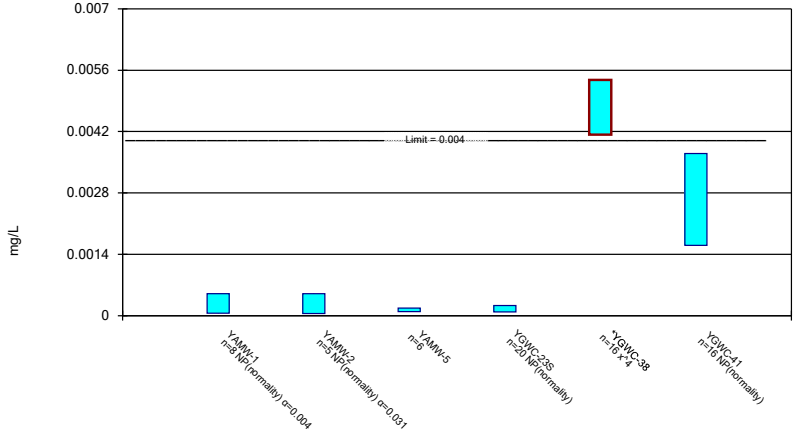

Constituent: Beryllium Analysis Run 4/19/2022 5:36 PM View: Appendix IV
Plant Yates Client: Southern Company Data: Plant Yates AMA-R6

Parametric and Non-Parametric (NP) Confidence Interval

Compliance Limit is not exceeded. Per-well alpha = 0.01. Normality Test: Shapiro Wilk, alpha based on n.

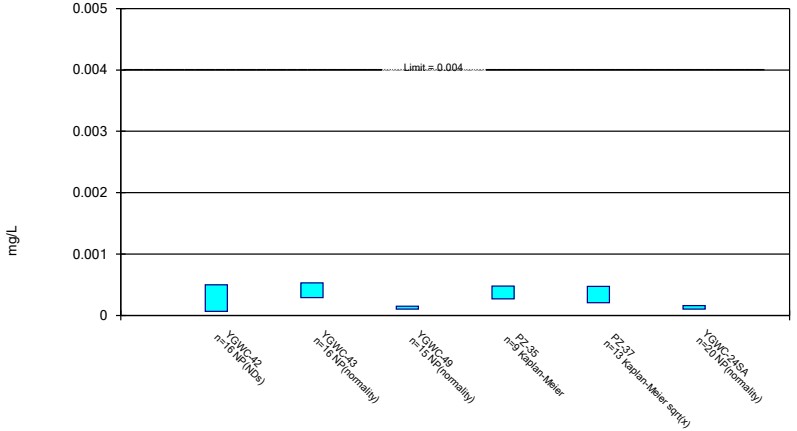

Constituent: Beryllium Analysis Run 4/19/2022 5:36 PM View: Appendix IV
Plant Yates Client: Southern Company Data: Plant Yates AMA-R6

Parametric Confidence Interval

Compliance Limit is not exceeded. Per-well alpha = 0.01. Normality Test: Shapiro Wilk, alpha based on n.

Constituent: Beryllium Analysis Run 4/19/2022 5:36 PM View: Appendix IV
Plant Yates Client: Southern Company Data: Plant Yates AMA-R6

Parametric and Non-Parametric (NP) Confidence Interval

Compliance Limit is not exceeded. Per-well alpha = 0.01 except as noted. Normality Test: Shapiro Wilk, alpha based on n.

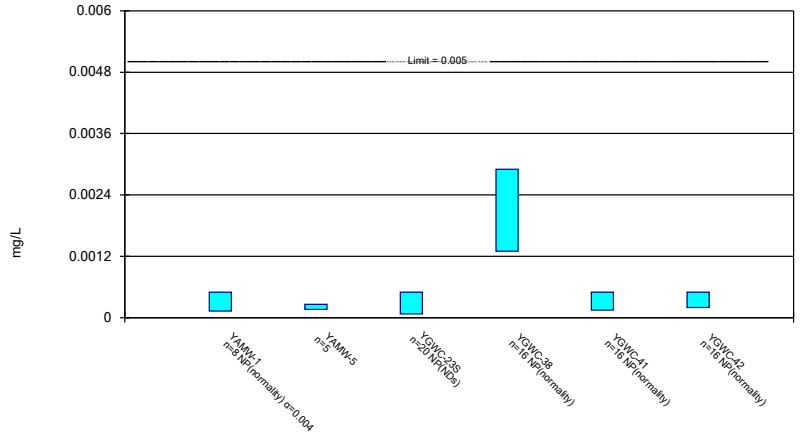

Constituent: Cadmium Analysis Run 4/19/2022 5:36 PM View: Appendix IV
Plant Yates Client: Southern Company Data: Plant Yates AMA-R6

Sanitas™ v.9.6.32j Groundwater Stats Consulting. UG

Parametric and Non-Parametric (NP) Confidence Interval

Compliance Limit is not exceeded. Per-well alpha = 0.01 except as noted. Normality Test: Shapiro Wilk, alpha based on n.

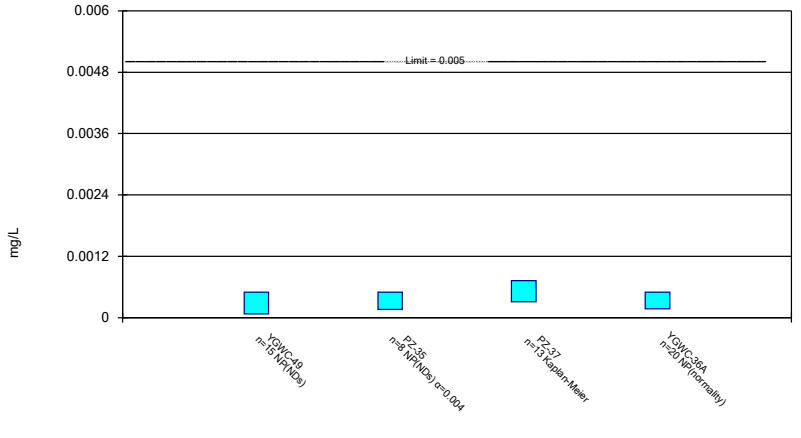

Constituent: Cadmium Analysis Run 4/19/2022 5:36 PM View: Appendix IV
Plant Yates Client: Southern Company Data: Plant Yates AMA-R6

Sanitas™ v.9.6.32j Groundwater Stats Consulting. UG

Parametric and Non-Parametric (NP) Confidence Interval

Compliance Limit is not exceeded. Per-well alpha = 0.01 except as noted. Normality Test: Shapiro Wilk, alpha based on n.

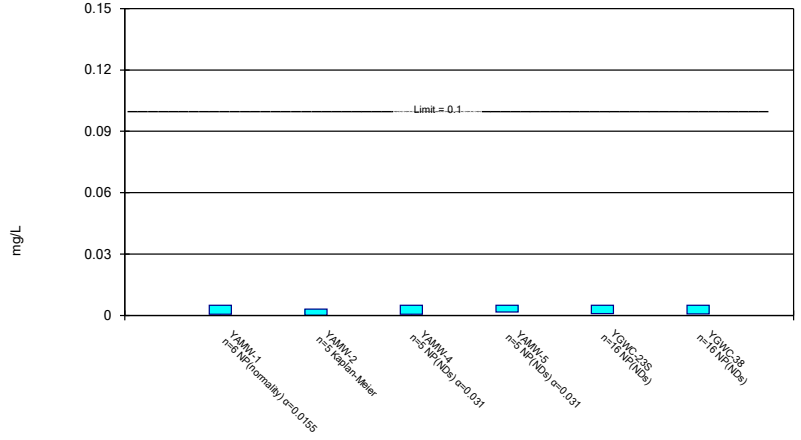

Constituent: Chromium Analysis Run 4/19/2022 5:36 PM View: Appendix IV
Plant Yates Client: Southern Company Data: Plant Yates AMA-R6

Sanitas™ v.9.6.32j Groundwater Stats Consulting. UG

Non-Parametric Confidence Interval

Compliance Limit is not exceeded. Per-well alpha = 0.01 except as noted.

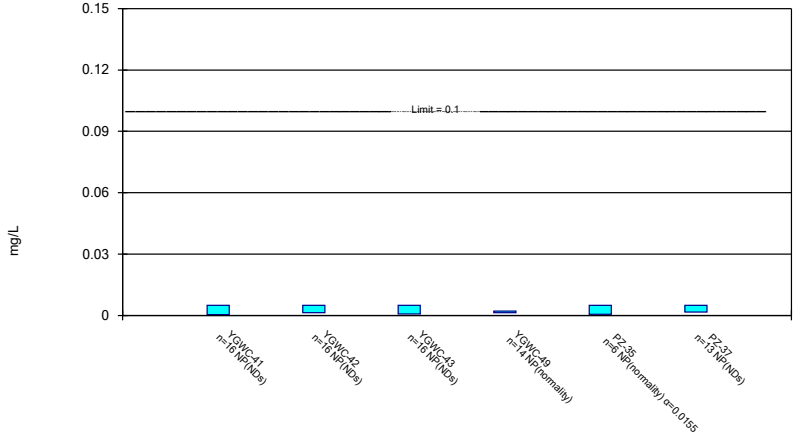

Constituent: Chromium Analysis Run 4/19/2022 5:36 PM View: Appendix IV
Plant Yates Client: Southern Company Data: Plant Yates AMA-R6

Non-Parametric Confidence Interval

Compliance Limit is not exceeded. Per-well alpha = 0.01.

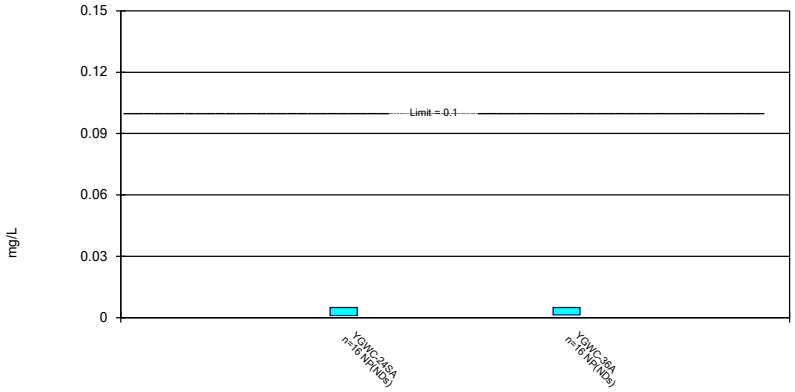

Constituent: Chromium Analysis Run 4/19/2022 5:36 PM View: Appendix IV
Plant Yates Client: Southern Company Data: Plant Yates AMA-R6

Parametric and Non-Parametric (NP) Confidence Interval

Compliance Limit is not exceeded. Per-well alpha = 0.01 except as noted. Normality Test: Shapiro Wilk, alpha based on n.

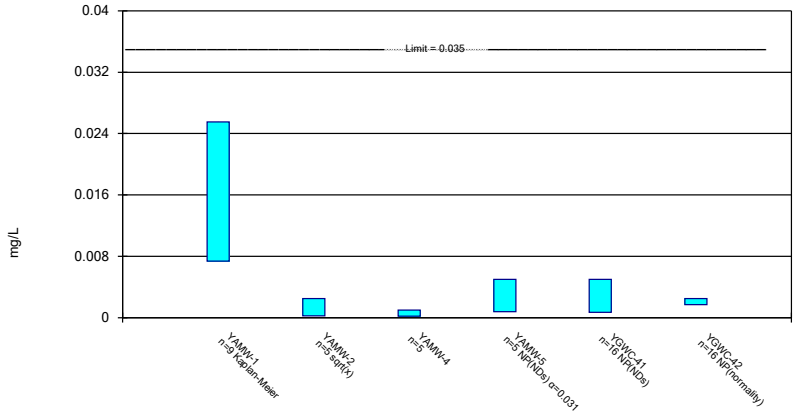

Constituent: Cobalt Analysis Run 4/19/2022 5:36 PM View: Appendix IV
Plant Yates Client: Southern Company Data: Plant Yates AMA-R6

Parametric and Non-Parametric (NP) Confidence Interval

Compliance Limit is not exceeded. Per-well alpha = 0.01 except as noted. Normality Test: Shapiro Wilk, alpha based on n.

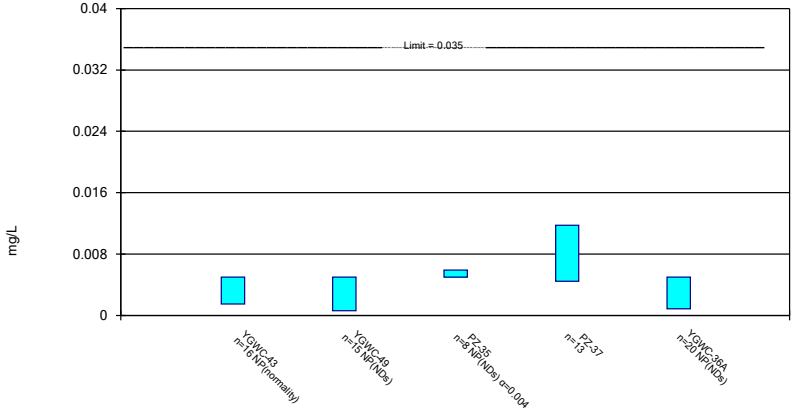

Constituent: Cobalt Analysis Run 4/19/2022 5:36 PM View: Appendix IV
Plant Yates Client: Southern Company Data: Plant Yates AMA-R6

Parametric Confidence Interval

Compliance Limit is not exceeded. Per-well alpha = 0.01. Normality Test: Shapiro Wilk, alpha based on n.

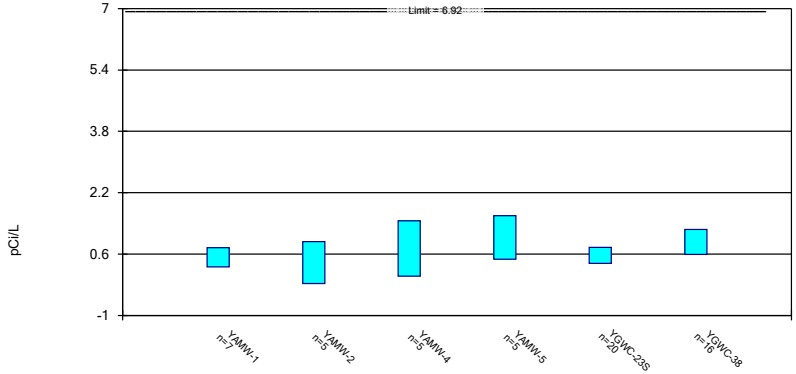

Constituent: Combined Radium 226 + 228 Analysis Run 4/19/2022 5:36 PM View: Appendix IV
Plant Yates Client: Southern Company Data: Plant Yates AMA-R6

Parametric Confidence Interval

Compliance Limit is not exceeded. Per-well alpha = 0.01. Normality Test: Shapiro Wilk, alpha based on n.

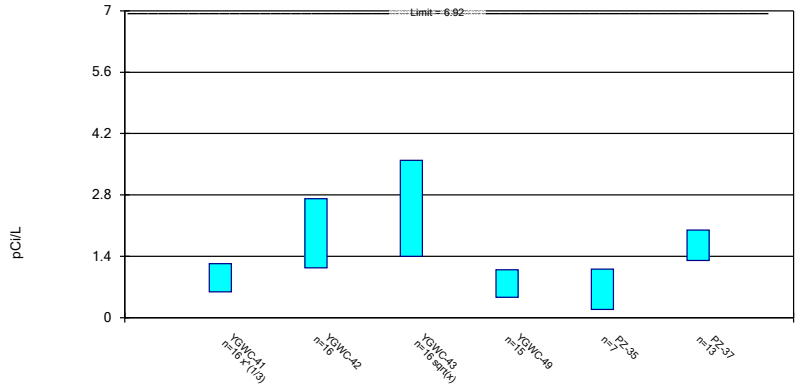

Constituent: Combined Radium 226 + 228 Analysis Run 4/19/2022 5:36 PM View: Appendix IV
Plant Yates Client: Southern Company Data: Plant Yates AMA-R6

Sanitas™ v.9.6.32j Groundwater Stats Consulting. UG

Parametric Confidence Interval

Compliance Limit is not exceeded. Per-well alpha = 0.01. Normality Test: Shapiro Wilk, alpha based on n.

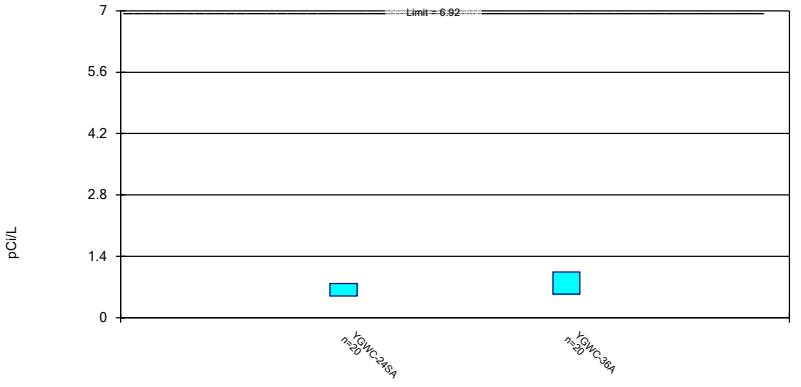

Constituent: Combined Radium 226 + 228 Analysis Run 4/19/2022 5:36 PM View: Appendix IV
Plant Yates Client: Southern Company Data: Plant Yates AMA-R6

Sanitas™ v.9.6.32j Groundwater Stats Consulting. UG

Parametric and Non-Parametric (NP) Confidence Interval

Compliance Limit is not exceeded. Per-well alpha = 0.01 except as noted. Normality Test: Shapiro Wilk, alpha based on n.

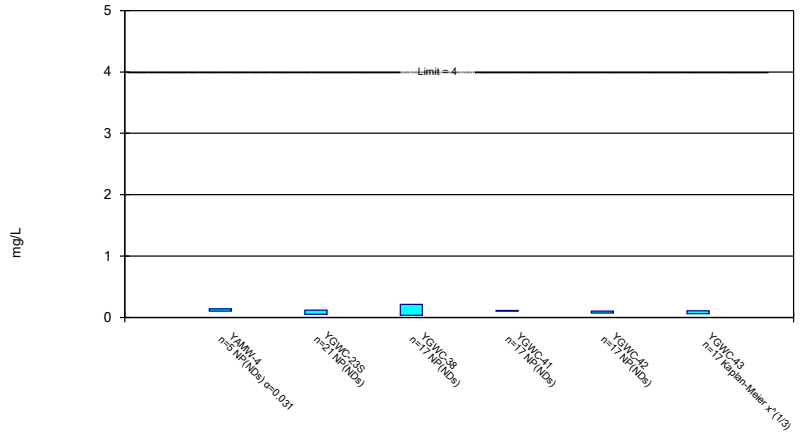

Constituent: Fluoride Analysis Run 4/19/2022 5:36 PM View: Appendix IV
Plant Yates Client: Southern Company Data: Plant Yates AMA-R6

Sanitas™ v.9.6.32j Groundwater Stats Consulting. UG

Non-Parametric Confidence Interval

Compliance Limit is not exceeded. Per-well alpha = 0.01.

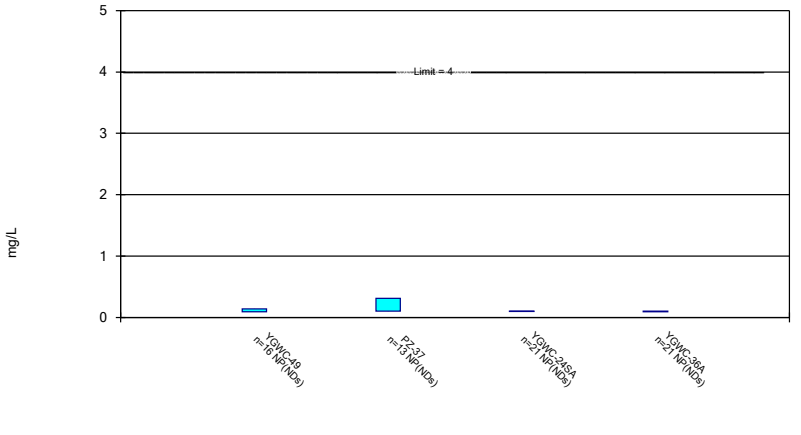

Constituent: Fluoride Analysis Run 4/19/2022 5:36 PM View: Appendix IV
Plant Yates Client: Southern Company Data: Plant Yates AMA-R6

Parametric and Non-Parametric (NP) Confidence Interval

Compliance Limit is not exceeded. Per-well alpha = 0.01 except as noted. Normality Test: Shapiro Wilk, alpha based on n.

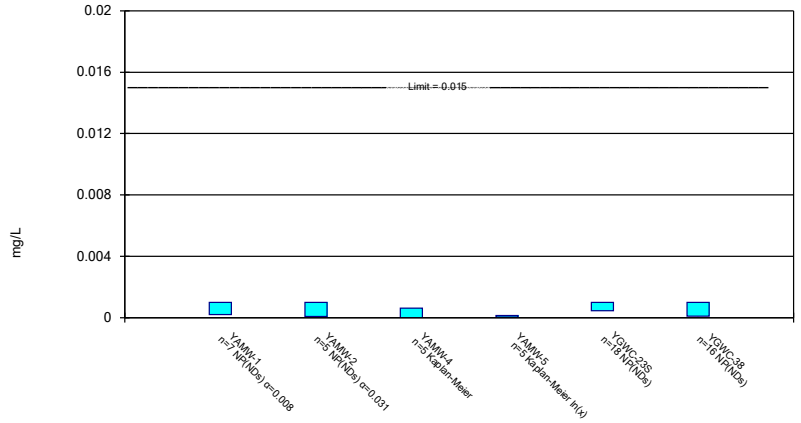

Constituent: Lead Analysis Run 4/19/2022 5:36 PM View: Appendix IV
Plant Yates Client: Southern Company Data: Plant Yates AMA-R6

Non-Parametric Confidence Interval

Compliance Limit is not exceeded. Per-well alpha = 0.01 except as noted.

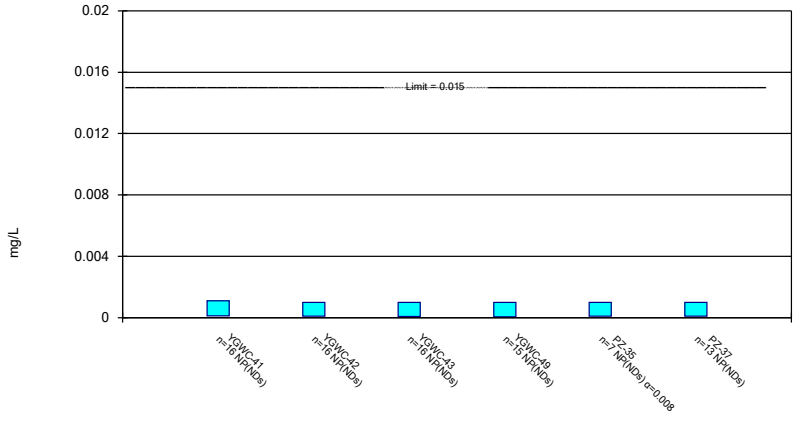

Constituent: Lead Analysis Run 4/19/2022 5:36 PM View: Appendix IV
Plant Yates Client: Southern Company Data: Plant Yates AMA-R6

Parametric and Non-Parametric (NP) Confidence Interval

Compliance Limit is not exceeded. Per-well alpha = 0.01. Normality Test: Shapiro Wilk, alpha based on n.

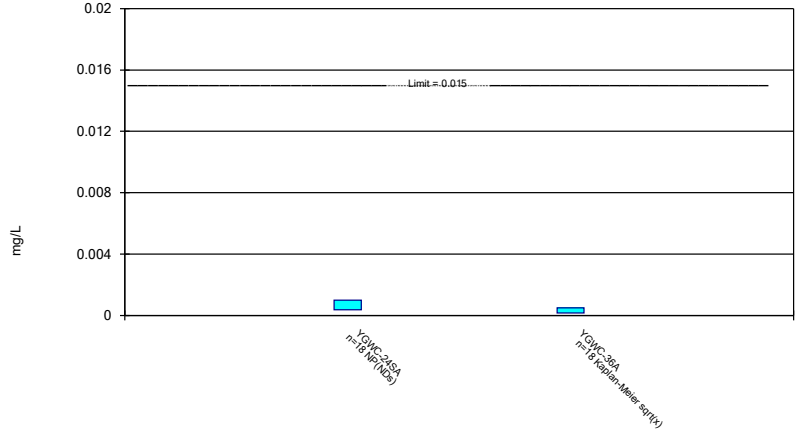

Constituent: Lead Analysis Run 4/19/2022 5:36 PM View: Appendix IV
Plant Yates Client: Southern Company Data: Plant Yates AMA-R6

Parametric and Non-Parametric (NP) Confidence Interval

Compliance Limit is not exceeded. Per-well alpha = 0.01. Normality Test: Shapiro Wilk, alpha based on n.

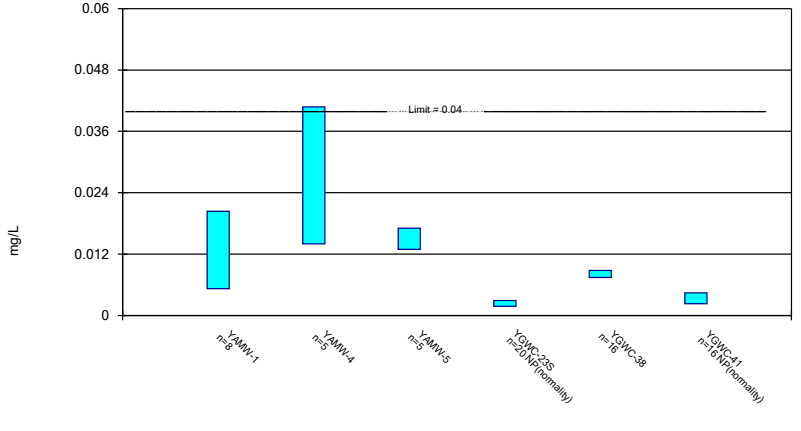

Constituent: Lithium Analysis Run 4/19/2022 5:37 PM View: Appendix IV
Plant Yates Client: Southern Company Data: Plant Yates AMA-R6

Parametric and Non-Parametric (NP) Confidence Interval

Compliance Limit is not exceeded. Per-well alpha = 0.01 except as noted. Normality Test: Shapiro Wilk, alpha based on n.

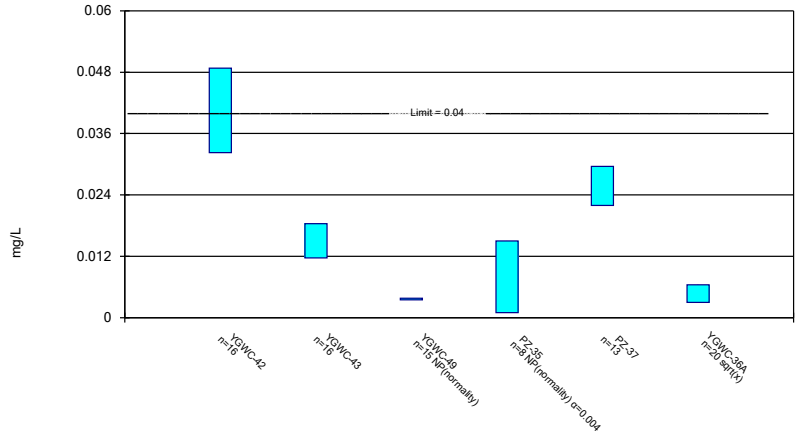

Constituent: Lithium Analysis Run 4/19/2022 5:37 PM View: Appendix IV
Plant Yates Client: Southern Company Data: Plant Yates AMA-R6

Non-Parametric Confidence Interval

Compliance Limit is not exceeded. Per-well alpha = 0.01.

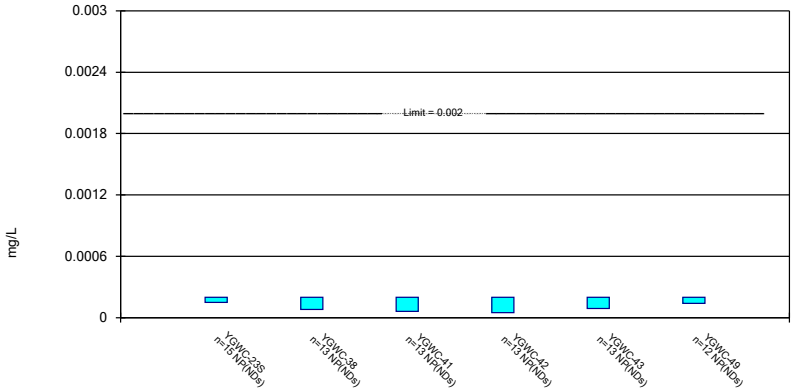

Constituent: Mercury Analysis Run 4/19/2022 5:37 PM View: Appendix IV
Plant Yates Client: Southern Company Data: Plant Yates AMA-R6

Non-Parametric Confidence Interval

Compliance Limit is not exceeded. Per-well alpha = 0.01.

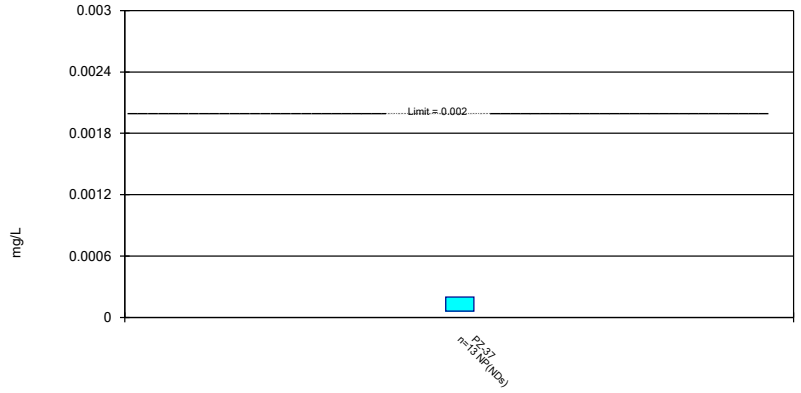

Constituent: Mercury Analysis Run 4/19/2022 5:37 PM View: Appendix IV
Plant Yates Client: Southern Company Data: Plant Yates AMA-R6

Parametric and Non-Parametric (NP) Confidence Interval

Compliance Limit is not exceeded. Per-well alpha = 0.01 except as noted. Normality Test: Shapiro Wilk, alpha based on n.

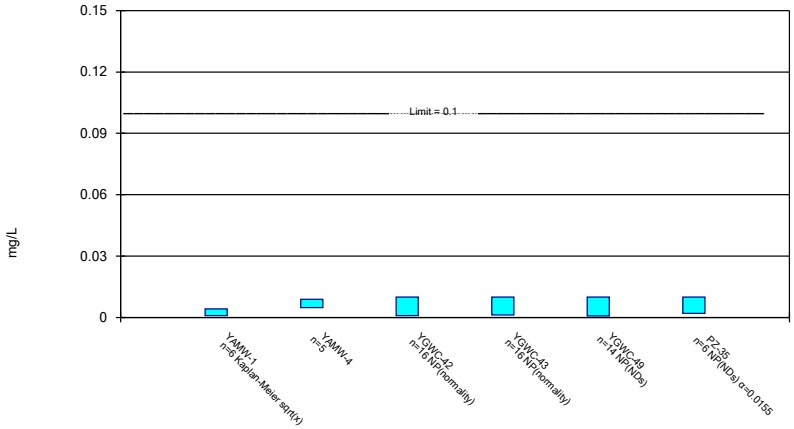

Constituent: Molybdenum Analysis Run 4/19/2022 5:37 PM View: Appendix IV
Plant Yates Client: Southern Company Data: Plant Yates AMA-R6

Non-Parametric Confidence Interval

Compliance Limit is not exceeded. Per-well alpha = 0.01.

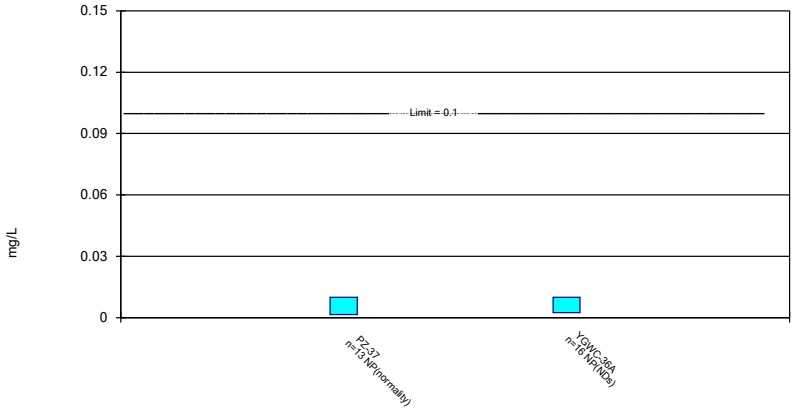

Constituent: Molybdenum Analysis Run 4/19/2022 5:37 PM View: Appendix IV
Plant Yates Client: Southern Company Data: Plant Yates AMA-R6

Parametric and Non-Parametric (NP) Confidence Interval

Compliance limit is exceeded.* Per-well alpha = 0.01 except as noted. Normality Test: Shapiro Wilk, alpha based on n.

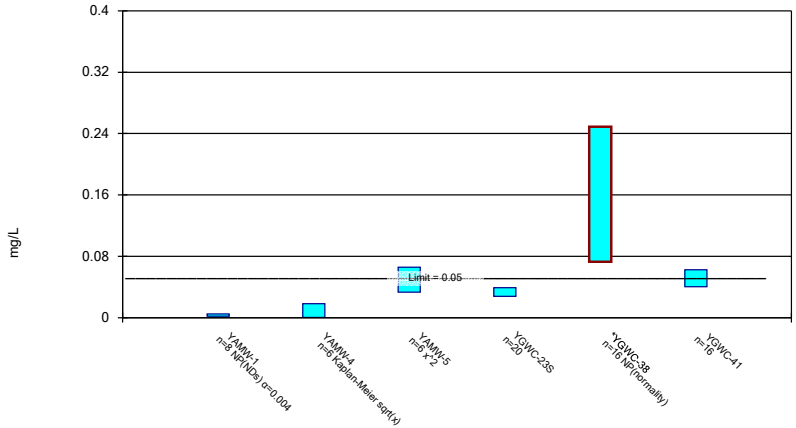

Constituent: Selenium Analysis Run 4/19/2022 5:37 PM View: Appendix IV
Plant Yates Client: Southern Company Data: Plant Yates AMA-R6

Parametric and Non-Parametric (NP) Confidence Interval

Compliance limit is exceeded.* Per-well alpha = 0.01 except as noted. Normality Test: Shapiro Wilk, alpha based on n.

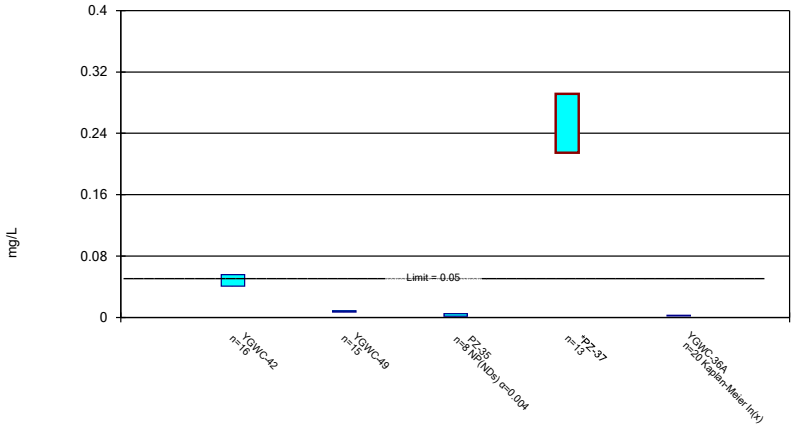

Constituent: Selenium Analysis Run 4/19/2022 5:37 PM View: Appendix IV
Plant Yates Client: Southern Company Data: Plant Yates AMA-R6

Non-Parametric Confidence Interval

Compliance Limit is not exceeded. Per-well alpha = 0.01.

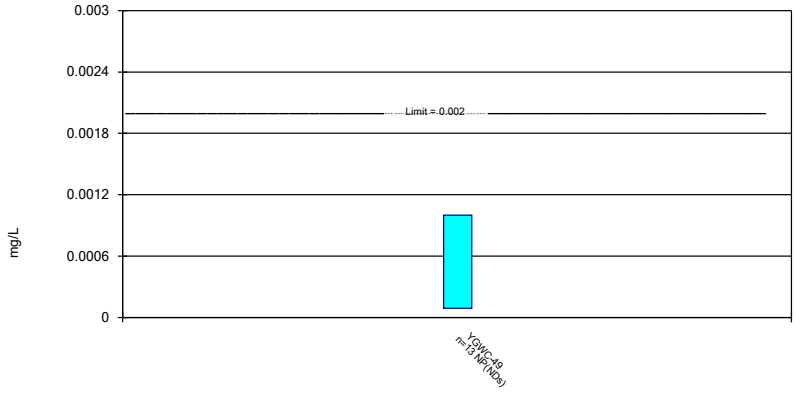

Constituent: Thallium Analysis Run 4/19/2022 5:37 PM View: Appendix IV
Plant Yates Client: Southern Company Data: Plant Yates AMA-R6

Confidence Interval

Constituent: Antimony (mg/L) Analysis Run 4/19/2022 5:39 PM View: Appendix IV

Plant Yates Client: Southern Company Data: Plant Yates AMA-R6

	YAMW-1	YAMW-4	YAMW-5	YGWC-23S	YGWC-38	YGWC-41
6/7/2016				<0.003		
7/28/2016				<0.003		
9/20/2016				<0.003		
11/8/2016				<0.003		
1/16/2017				<0.003		
3/9/2017				<0.003		
5/2/2017				<0.003		
7/10/2017				<0.003		
10/12/2017					<0.003	<0.003
11/20/2017					<0.003	
11/21/2017						<0.003
1/11/2018						<0.003
1/12/2018					<0.003	
2/19/2018						<0.003
2/20/2018					<0.003	
3/30/2018				<0.003		
4/3/2018					<0.003	<0.003
6/27/2018						<0.003
6/28/2018					<0.003	
8/7/2018					0.0015 (J)	<0.003
9/24/2018					<0.003	<0.003
3/6/2019				<0.003		
4/4/2019				<0.003		
8/22/2019					<0.003	<0.003
9/26/2019	<0.003					
9/27/2019				0.00029 (J)		
3/25/2020	<0.003				0.00063 (J)	<0.003
3/26/2020				<0.003		
9/23/2020		0.00065 (J)				
9/24/2020	<0.003		0.00033 (J)	0.00085 (J)		
9/25/2020					0.00061 (J)	<0.003
2/9/2021	0.00037 (J)	0.0011 (J)	<0.003	0.00052 (J)	0.00031 (J)	
2/10/2021						0.0014 (J)
3/3/2021	0.025	0.00062 (J)				
3/4/2021			<0.003	<0.003	<0.003	<0.003
8/25/2021		<0.003		<0.003		
8/26/2021			<0.003		<0.003	<0.003
9/1/2021	0.0024 (J)					
2/8/2022						<0.003
2/10/2022	<0.003	<0.003	<0.003	<0.003	<0.003	
Mean	0.005681	0.001674	0.002466	0.002592	0.002403	0.002893
Std. Dev.	0.008573	0.001225	0.001194	0.0009432	0.001051	0.0004131
Upper Lim.	0.025	0.001179	0.003	0.003	0.003	0.003
Lower Lim.	0.00037	0.0004933	0.00033	0.00085	0.00063	0.0014

Confidence Interval

Constituent: Antimony (mg/L) Analysis Run 4/19/2022 5:39 PM View: Appendix IV

Plant Yates Client: Southern Company Data: Plant Yates AMA-R6

	YGWC-42	YGWC-43	YGWC-49	PZ-35	PZ-37	YGWC-24SA
6/8/2016						<0.003
8/1/2016						<0.003
8/30/2016	<0.003					
8/31/2016		<0.003				
9/1/2016			<0.003			
9/20/2016						0.0009 (J)
11/8/2016						<0.003
11/15/2016			<0.003			
11/16/2016	<0.003	<0.003				
1/17/2017						<0.003
2/24/2017		<0.003				
2/27/2017	<0.003		0.0011 (J)			
3/8/2017						<0.003
5/2/2017						<0.003
5/9/2017			<0.003			
5/10/2017	<0.003	<0.003				
7/7/2017						<0.003
7/11/2017	<0.003	<0.003				
7/13/2017			<0.003			
10/11/2017			<0.003			
10/12/2017	<0.003	<0.003			<0.003	
11/21/2017					<0.003	
1/11/2018					<0.003	
2/20/2018					<0.003	
3/30/2018						<0.003
4/3/2018					<0.003	
4/4/2018	<0.003	<0.003	<0.003			
6/29/2018					<0.003	
8/6/2018					<0.003	
9/20/2018	<0.003	<0.003	<0.003			
9/24/2018					<0.003	
3/5/2019						<0.003
4/4/2019						<0.003
8/21/2019		<0.003				
8/22/2019	<0.003					
9/26/2019			<0.003	<0.003		<0.003
3/25/2020	<0.003	0.00031 (J)	0.00053 (J)	<0.003		
3/26/2020						<0.003
9/23/2020						<0.003
9/24/2020	<0.003		<0.003	<0.003		
9/25/2020		<0.003			0.0014 (J)	
2/9/2021		<0.003	<0.003		0.00035 (J)	<0.003
2/10/2021	0.00053 (J)			<0.003		
3/3/2021						<0.003
3/4/2021	<0.003	<0.003	<0.003	0.00039 (J)	<0.003	
8/25/2021	<0.003				<0.003	
9/1/2021			<0.003	<0.003		<0.003
9/27/2021		<0.003				
2/8/2022		<0.003	<0.003			
2/10/2022	<0.003			<0.003	<0.003	<0.003
Mean	0.002835	0.002821	0.002709	0.002627	0.002673	0.002883
Std. Dev.	0.0006378	0.0006946	0.0007763	0.0009865	0.0008263	0.000495

Confidence Interval

Constituent: Antimony (mg/L) Analysis Run 4/19/2022 5:39 PM View: Appendix IV

Plant Yates Client: Southern Company Data: Plant Yates AMA-R6

	YGWC-42	YGWC-43	YGWC-49	PZ-35	PZ-37	YGWC-24SA
Upper Lim.	0.003	0.003	0.003	0.003	0.003	0.003
Lower Lim.	0.00053	0.00031	0.0011	0.00039	0.0014	0.0009

Confidence Interval

Constituent: Antimony (mg/L) Analysis Run 4/19/2022 5:39 PM View: Appendix IV

Plant Yates Client: Southern Company Data: Plant Yates AMA-R6

	YGWC-36A
9/2/2016	<0.003
11/14/2016	0.0014 (J)
2/28/2017	0.0004 (J)
5/9/2017	<0.003
7/13/2017	<0.003
9/22/2017	<0.003
9/29/2017	<0.003
10/6/2017	<0.003
3/30/2018	<0.003
3/6/2019	0.0011 (J)
4/4/2019	0.0041
9/26/2019	0.0065
3/25/2020	0.0011 (J)
10/7/2020	<0.003
2/10/2021	0.028
3/4/2021	0.0015 (J)
9/3/2021	0.0016 (J)
2/11/2022	0.0023 (J)
Mean	0.004
Std. Dev.	0.006144
Upper Lim.	0.0041
Lower Lim.	0.0014

Confidence Interval

Constituent: Arsenic (mg/L) Analysis Run 4/19/2022 5:39 PM View: Appendix IV

Plant Yates Client: Southern Company Data: Plant Yates AMA-R6

	YAMW-1	YAMW-4	YAMW-5	YGWC-23S	YGWC-38	YGWC-41
6/7/2016				<0.005		
7/28/2016				<0.005		
9/20/2016				<0.005		
11/8/2016				<0.005		
1/16/2017				<0.005		
3/9/2017				<0.005		
5/2/2017				<0.005		
7/10/2017				<0.005		
10/12/2017					0.0023 (J)	0.0011 (J)
11/20/2017					0.0008 (J)	
11/21/2017						<0.005
1/11/2018						<0.005
1/12/2018					0.001 (J)	
2/19/2018						<0.005
2/20/2018					0.00096 (J)	
3/30/2018				<0.005		
4/3/2018					0.0015 (J)	0.00072 (J)
6/12/2018				<0.005		
6/27/2018						0.00062 (J)
6/28/2018					0.0017 (J)	
8/7/2018					0.00072 (J)	<0.005
9/24/2018					0.0017 (J)	0.001 (J)
9/27/2018				<0.005		
10/16/2018	<0.005					
3/6/2019				<0.005		
4/4/2019				<0.005		
8/22/2019					0.00055 (J)	0.00036 (J)
9/26/2019	<0.005					
9/27/2019				<0.005		
10/9/2019					0.00057 (J)	0.00052 (J)
3/25/2020	<0.005				0.00068 (J)	0.001 (J)
3/26/2020				0.0012 (J)		
9/23/2020		<0.005				
9/24/2020	<0.005		0.0015 (J)	<0.005		
9/25/2020					<0.005	<0.005
2/9/2021	<0.005	0.001 (J)	0.00095 (J)	<0.005	0.00098 (J)	
2/10/2021						<0.005
3/3/2021	<0.005	0.00079 (J)				
3/4/2021			<0.005	<0.005	<0.005	<0.005
8/25/2021		<0.005		<0.005		
8/26/2021			<0.005		0.0013 (J)	<0.005
9/1/2021	<0.005					
2/8/2022						0.0021 (J)
2/10/2022	0.0023 (J)	0.0026 (J)	0.0024 (J)	0.0025 (J)	0.0017 (J)	
Mean	0.004662	0.002878	0.00297	0.004685	0.001654	0.002964
Std. Dev.	0.0009546	0.00206	0.001924	0.0009922	0.001397	0.002135
Upper Lim.	0.005	0.002818	0.002618	0.005	0.002013	0.005
Lower Lim.	0.0023	0.0001089	0.0006151	0.0025	0.000835	0.00062

Confidence Interval

Constituent: Arsenic (mg/L) Analysis Run 4/19/2022 5:39 PM View: Appendix IV

Plant Yates Client: Southern Company Data: Plant Yates AMA-R6

	YGWC-42	YGWC-43	YGWC-49	PZ-35	PZ-37	YGWC-24SA
6/8/2016						<0.005
8/1/2016						<0.005
8/30/2016	0.0023 (J)					
8/31/2016		<0.005				
9/1/2016			<0.005			
9/20/2016						<0.005
11/8/2016						<0.005
11/15/2016			<0.005			
11/16/2016	0.0017 (J)	<0.005				
1/17/2017						<0.005
2/24/2017		<0.005				
2/27/2017	0.002 (J)		<0.005			
3/8/2017						<0.005
5/2/2017						<0.005
5/9/2017			<0.005			
5/10/2017	0.0022 (J)	<0.005				
7/7/2017						<0.005
7/11/2017	0.003 (J)	<0.005				
7/13/2017			<0.005			
10/11/2017			0.0006 (J)			
10/12/2017	0.0031 (J)	<0.005			0.0014 (J)	
11/21/2017					0.0008 (J)	
1/11/2018					0.0006 (J)	
2/20/2018					<0.005	
3/30/2018						<0.005
4/3/2018					0.0012 (J)	
4/4/2018	0.0023 (J)	<0.005	<0.005			
6/12/2018						<0.005
6/29/2018					0.0011 (J)	
8/6/2018					<0.005	
9/20/2018	0.0018 (J)	0.00099 (J)	0.001 (J)			
9/24/2018					0.00094 (J)	
9/26/2018						<0.005
10/16/2018				0.00069 (J)		
3/5/2019						<0.005
4/4/2019						<0.005
8/21/2019		<0.005				
8/22/2019	0.00089 (J)					
9/26/2019			<0.005	<0.005		<0.005
10/9/2019	0.00078 (J)	0.00051 (J)				
3/25/2020	0.0013 (J)	0.0007 (J)	0.00086 (J)	<0.005		
3/26/2020						0.0015 (J)
9/23/2020						<0.005
9/24/2020	<0.005		<0.005	<0.005		
9/25/2020		<0.005			<0.005	
2/9/2021		<0.005	<0.005		0.0015 (J)	<0.005
2/10/2021	0.0016 (J)			0.00096 (J)		
3/3/2021						<0.005
3/4/2021	<0.005	<0.005	<0.005	<0.005	<0.005	
8/25/2021	0.0014 (J)				0.0014 (J)	
9/1/2021			<0.005	<0.005		<0.005
9/27/2021		<0.005				

Confidence Interval

Constituent: Arsenic (mg/L) Analysis Run 4/19/2022 5:39 PM View: Appendix IV

Plant Yates Client: Southern Company Data: Plant Yates AMA-R6

	YGWC-42	YGWC-43	YGWC-49	PZ-35	PZ-37	YGWC-24SA
2/8/2022		0.0022 (J)	<0.005			
2/10/2022	0.0026 (J)			0.0018 (J)	0.0017 (J)	0.0024 (J)
Mean	0.002311	0.004025	0.004164	0.003556	0.002357	0.004695
Std. Dev.	0.001241	0.001777	0.001732	0.002016	0.001857	0.0009501
Upper Lim.	0.002976	0.005	0.005	0.005	0.005	0.005
Lower Lim.	0.00149	0.00099	0.001	0.00069	0.0008	0.0024

Confidence Interval

Constituent: Arsenic (mg/L) Analysis Run 4/19/2022 5:39 PM View: Appendix IV

Plant Yates Client: Southern Company Data: Plant Yates AMA-R6

	YGWC-36A
9/2/2016	<0.005
11/14/2016	<0.005
2/28/2017	0.0006 (J)
5/9/2017	0.0006 (J)
7/13/2017	<0.005
9/22/2017	<0.005
9/29/2017	<0.005
10/6/2017	<0.005
3/30/2018	<0.005
6/13/2018	0.00066 (J)
9/26/2018	<0.005
3/6/2019	<0.005
4/4/2019	<0.005
9/26/2019	<0.005
3/25/2020	<0.005
10/7/2020	<0.005
2/10/2021	0.00088 (J)
3/4/2021	<0.005
9/3/2021	<0.005
2/11/2022	0.0014 (J)
Mean	0.003957
Std. Dev.	0.00186
Upper Lim.	0.005
Lower Lim.	0.0014

Confidence Interval

Constituent: Barium (mg/L) Analysis Run 4/19/2022 5:39 PM View: Appendix IV

Plant Yates Client: Southern Company Data: Plant Yates AMA-R6

	YAMW-1	YAMW-2	YAMW-4	YAMW-5	YGWC-23S	YGWC-38
6/7/2016					0.045	
7/28/2016					0.0511	
9/20/2016					0.0561	
11/8/2016					0.054	
1/16/2017					0.0528	
3/9/2017					0.0469	
5/2/2017					0.0427	
7/10/2017					0.0395	
10/12/2017						0.0269
11/20/2017						0.0255
1/12/2018						0.0236
2/20/2018						0.0255
3/30/2018					0.03	
4/3/2018						0.023
6/12/2018					0.024	
6/28/2018						0.024
8/7/2018						0.023
9/24/2018						0.021
9/27/2018					0.022	
10/16/2018	0.048					
3/6/2019					0.019	
4/4/2019					0.019	
8/22/2019						0.019
9/26/2019	0.047					
9/27/2019					0.018	
10/9/2019						0.019
3/25/2020	0.04					0.018
3/26/2020					0.027	
9/23/2020		0.0092 (J)	0.0063 (J)			
9/24/2020	0.028			0.057	0.035	
9/25/2020						0.015
2/9/2021	0.039	0.0085 (J)	0.02	0.042	0.042	0.016
3/3/2021	0.035	0.0082	0.021			
3/4/2021				0.039	0.043	0.016
8/25/2021			0.0037 (J)		0.049	
8/26/2021				0.036		0.016
9/1/2021	0.075	0.0072				
2/10/2022	0.084	0.0074	0.0033 (J)	0.034	0.058	0.016
Mean	0.0495	0.0081	0.01086	0.0416	0.03871	0.02047
Std. Dev.	0.01972	0.0008185	0.008882	0.009127	0.01347	0.004062
Upper Lim.	0.0704	0.009472	0.0286	0.05689	0.04635	0.02311
Lower Lim.	0.0286	0.006728	0.0005986	0.02631	0.03106	0.01783

Confidence Interval

Constituent: Barium (mg/L) Analysis Run 4/19/2022 5:39 PM View: Appendix IV

Plant Yates Client: Southern Company Data: Plant Yates AMA-R6

	YGWC-41	YGWC-42	YGWC-43	YGWC-49	PZ-35	PZ-37
8/30/2016		0.0455				
8/31/2016			0.0065 (J)			
9/1/2016				0.077		
11/15/2016				0.0772		
11/16/2016		0.0541	0.0092 (J)			
2/24/2017			0.0144			
2/27/2017		0.0573		0.0888		
5/9/2017				0.0792		
5/10/2017		0.0517	0.0173			
7/11/2017		0.0451	0.0183			
7/13/2017				0.0839		
10/11/2017				0.078		
10/12/2017	0.0394	0.0429	0.0205			0.064
11/21/2017	0.032					0.0579
1/11/2018	0.03					0.0549
2/19/2018	0.0308					
2/20/2018						0.0593
4/3/2018	0.03					0.051
4/4/2018		0.041	0.024	0.074		
6/27/2018	0.028					
6/29/2018						0.054
8/6/2018						0.048
8/7/2018	0.027					
9/20/2018		0.038	0.035	0.074		
9/24/2018	0.026					0.047
10/16/2018					0.063	
8/21/2019			0.03			
8/22/2019	0.021	0.031				
9/26/2019				0.065	0.039	
10/9/2019	0.021	0.027	0.04			
3/25/2020	0.021	0.03	0.033	0.071	0.039	
9/24/2020		0.026		0.066	0.034	
9/25/2020	0.016		0.046			0.034
2/9/2021			0.041	0.071		0.036
2/10/2021	0.017	0.031			0.032	
3/4/2021	0.017	0.03	0.039	0.069	0.033	0.036
8/25/2021		0.027				0.035
8/26/2021	0.018					
9/1/2021				0.066	0.067	
9/27/2021			0.0097			
2/8/2022	0.021		0.029	0.07		
2/10/2022		0.026			0.074	0.029
Mean	0.0247	0.03773	0.02581	0.07401	0.04763	0.04662
Std. Dev.	0.006706	0.01069	0.01259	0.0068	0.01732	0.01142
Upper Lim.	0.02906	0.04468	0.034	0.07861	0.074	0.05511
Lower Lim.	0.02034	0.03077	0.01762	0.0694	0.032	0.03813

Confidence Interval

Constituent: Barium (mg/L) Analysis Run 4/19/2022 5:39 PM View: Appendix IV

Plant Yates Client: Southern Company Data: Plant Yates AMA-R6

	YGWC-24SA	YGWC-36A
6/8/2016	0.02	
8/1/2016	0.02	
9/2/2016		0.0409
9/20/2016	0.0203	
11/8/2016	0.0191	
11/14/2016		0.0182
1/17/2017	0.0192	
2/28/2017		0.023
3/8/2017	0.0189	
5/2/2017	0.019	
5/9/2017		0.0349
7/7/2017	0.019	
7/13/2017		0.0484
9/22/2017		0.0491
9/29/2017		0.0452
10/6/2017		0.0508
3/30/2018	0.02	0.043
6/12/2018	0.018	
6/13/2018		0.046
9/26/2018	0.019	0.048
3/5/2019	0.019	
3/6/2019		0.041
4/4/2019	0.02	0.042
9/26/2019	0.017	0.025
3/25/2020		0.025
3/26/2020	0.019	
9/23/2020	0.026	
10/7/2020		0.04
2/9/2021	0.031	
2/10/2021		0.035
3/3/2021	0.025	
3/4/2021		0.028
9/1/2021	0.025	
9/3/2021		0.038
2/10/2022	0.026	
2/11/2022		0.044
Mean	0.02103	0.03828
Std. Dev.	0.003574	0.009683
Upper Lim.	0.025	0.04377
Lower Lim.	0.019	0.03278

Confidence Interval

Constituent: Beryllium (mg/L) Analysis Run 4/19/2022 5:39 PM View: Appendix IV

Plant Yates Client: Southern Company Data: Plant Yates AMA-R6

	YAMW-1	YAMW-2	YAMW-5	YGWC-23S	YGWC-38	YGWC-41
6/7/2016				<0.0005		
7/28/2016				<0.0005		
9/20/2016				0.0001 (J)		
11/8/2016				<0.0005		
1/16/2017				0.0001 (J)		
3/9/2017				0.0001 (J)		
5/2/2017				9E-05 (J)		
7/10/2017				<0.0005		
10/12/2017					0.0057	0.0036
11/20/2017					0.0053	
11/21/2017						0.0036
1/11/2018						0.0037
1/12/2018					0.0053	
2/19/2018						0.0039
2/20/2018					0.0053	
3/30/2018				<0.0005		
4/3/2018					0.0056	0.0037
6/12/2018				8.1E-05 (J)		
6/27/2018						0.0038
6/28/2018					0.0059	
8/7/2018					0.0058	0.0037
9/24/2018					0.0051	0.0032
9/27/2018				9E-05 (J)		
10/16/2018	<0.0005					
3/6/2019				6.6E-05 (J)		
4/4/2019				7.2E-05 (J)		
8/22/2019					0.0049	0.0026 (J)
9/26/2019	<0.0005					
9/27/2019				7.7E-05 (J)		
10/9/2019					0.0046	0.0026 (J)
1/15/2020			0.00017 (J)			
3/25/2020	0.00037 (J)				0.0038	0.0026 (J)
3/26/2020				9E-05 (J)		
9/23/2020		<0.0005				
9/24/2020	5.8E-05 (J)		8.6E-05 (J)	0.00015 (J)		
9/25/2020					0.0033	0.002 (J)
2/9/2021	<0.0005	5.1E-05 (J)	0.00015 (J)	0.00015 (J)	0.0029 (J)	
2/10/2021						0.0015 (J)
3/3/2021	<0.0005	<0.0005				
3/4/2021			0.00013 (J)	0.00013 (J)	0.0029	0.0015
8/25/2021				0.00019 (J)		
8/26/2021			0.00012 (J)		0.0028	0.0012
9/1/2021	9.5E-05 (J)	6.5E-05 (J)				
2/8/2022						0.0016
2/10/2022	0.00016 (J)	7.4E-05 (J)	0.00013 (J)	0.00023 (J)	0.0027	
Mean	0.0003354	0.000238	0.000131	0.0002108	0.004494	0.0028
Std. Dev.	0.0001982	0.0002393	2.839E-05	0.000176	0.001209	0.0009737
Upper Lim.	0.0005	0.0005	0.00017	0.00023	0.005381	0.0037
Lower Lim.	5.8E-05	5.1E-05	9.2E-05	8.1E-05	0.004128	0.0016

Confidence Interval

Constituent: Beryllium (mg/L) Analysis Run 4/19/2022 5:39 PM View: Appendix IV

Plant Yates Client: Southern Company Data: Plant Yates AMA-R6

	YGWC-42	YGWC-43	YGWC-49	PZ-35	PZ-37	YGWC-24SA
6/8/2016						<0.0005
8/1/2016						0.0001 (J)
8/30/2016	9E-05 (J)					
8/31/2016		<0.0005				
9/1/2016			0.0001 (J)			
9/20/2016						0.0001 (J)
11/8/2016						<0.0005
11/15/2016			0.0001 (J)			
11/16/2016	<0.0005	<0.0005				
1/17/2017						0.0001 (J)
2/24/2017		<0.0005				
2/27/2017	<0.0005		0.0001 (J)			
3/8/2017						0.0001 (J)
5/2/2017						0.0001 (J)
5/9/2017			0.0001 (J)			
5/10/2017	9E-05 (J)	<0.0005				
7/7/2017						0.0001 (J)
7/11/2017	0.0001 (J)	<0.0005				
7/13/2017			0.0001 (J)			
10/11/2017			0.0001 (J)			
10/12/2017	<0.0005	0.0001 (J)			0.0004 (J)	
11/21/2017					0.0004 (J)	
1/11/2018					0.0003 (J)	
2/20/2018					<0.0005	
3/30/2018						<0.0005
4/3/2018					<0.0005	
4/4/2018	<0.0005	<0.0005	<0.0005			
6/12/2018						0.00012 (J)
6/29/2018					0.00033 (J)	
8/6/2018					0.0002 (J)	
8/30/2018				0.00052 (J)		
9/20/2018	<0.0005	0.00029 (J)	0.00011 (J)			
9/24/2018					0.00029 (J)	
9/26/2018						0.00014 (J)
10/16/2018				0.00036 (J)		
3/5/2019						0.00016 (J)
4/4/2019						0.00015 (J)
8/21/2019		0.0003 (J)				
8/22/2019	<0.0005					
9/26/2019			0.00013 (J)	<0.0005		0.00014 (J)
10/9/2019	<0.0005	0.00034 (J)				
3/25/2020	<0.0005	0.00034 (J)	0.00013 (J)	<0.0005		
3/26/2020						0.00016 (J)
9/23/2020						6.1E-05 (J)
9/24/2020	6.7E-05 (J)		0.00013 (J)	0.00033 (J)		
9/25/2020		0.00054 (J)			0.00031 (J)	
2/9/2021		0.00053 (J)	0.00013 (J)		0.00029 (J)	0.00013 (J)
2/10/2021	5.7E-05 (J)			0.00025 (J)		
3/3/2021						9.9E-05 (J)
3/4/2021	<0.0005	0.00056	0.0001 (J)	0.00025 (J)	0.00017 (J)	
8/25/2021	<0.0005				0.00059	
9/1/2021			0.00012 (J)	0.00045 (J)		0.00014 (J)

Confidence Interval

Constituent: Beryllium (mg/L) Analysis Run 4/19/2022 5:39 PM View: Appendix IV

Plant Yates Client: Southern Company Data: Plant Yates AMA-R6

	YGWC-42	YGWC-43	YGWC-49	PZ-35	PZ-37	YGWC-24SA
9/27/2021		0.00015 (J)				
2/8/2022		0.00037 (J)	0.00015 (J)			
2/10/2022	6.1E-05 (J)			0.00055	0.001	0.00016 (J)
Mean	0.0003416	0.0004075	0.00014	0.0004122	0.0004062	0.000178
Std. Dev.	0.0002115	0.0001423	0.0001009	0.000117	0.0002152	0.0001413
Upper Lim.	0.0005	0.00053	0.00015	0.000479	0.0004733	0.00016
Lower Lim.	6.7E-05	0.00029	0.0001	0.000269	0.0002084	0.0001

Confidence Interval

Constituent: Beryllium (mg/L) Analysis Run 4/19/2022 5:39 PM View: Appendix IV

Plant Yates Client: Southern Company Data: Plant Yates AMA-R6

	YGWC-36A
9/2/2016	0.0003 (J)
11/14/2016	9E-05 (J)
2/28/2017	0.0001 (J)
5/9/2017	0.0002 (J)
7/13/2017	0.0003 (J)
9/22/2017	0.0003 (J)
9/29/2017	0.0003 (J)
10/6/2017	0.0003 (J)
3/30/2018	<0.0005
6/13/2018	0.00035 (J)
9/26/2018	0.00032 (J)
3/6/2019	0.00029 (J)
4/4/2019	0.00033 (J)
9/26/2019	0.00029 (J)
3/25/2020	0.00022 (J)
10/7/2020	0.00014 (J)
2/10/2021	9.9E-05 (J)
3/4/2021	0.00016 (J)
9/3/2021	0.00035 (J)
2/11/2022	0.00043 (J)
Mean	0.0002685
Std. Dev.	0.0001099
Upper Lim.	0.0003309
Lower Lim.	0.000206

Confidence Interval

Constituent: Cadmium (mg/L) Analysis Run 4/19/2022 5:39 PM View: Appendix IV

Plant Yates Client: Southern Company Data: Plant Yates AMA-R6

	YAMW-1	YAMW-5	YGWC-23S	YGWC-38	YGWC-41	YGWC-42
6/7/2016			<0.0005			
7/28/2016			<0.0005			
8/30/2016						<0.0005
9/20/2016			<0.0005			
11/8/2016			7E-05 (J)			
11/16/2016						<0.0005
1/16/2017			<0.0005			
2/27/2017						<0.0005
3/9/2017			<0.0005			
5/2/2017			<0.0005			
5/10/2017						0.0002 (J)
7/10/2017			<0.0005			
7/11/2017						0.0005 (J)
10/12/2017				0.003	0.0002 (J)	0.0006 (J)
11/20/2017				0.0027		
11/21/2017					0.0003 (J)	
1/11/2018					0.0002 (J)	
1/12/2018				0.0029		
2/19/2018					<0.0005	
2/20/2018				0.0029		
3/30/2018			<0.0005			
4/3/2018				0.0027	<0.0005	
4/4/2018						<0.0005
6/12/2018			<0.0005			
6/27/2018					0.00025 (J)	
6/28/2018				0.0029		
8/7/2018				0.0027	0.00024 (J)	
9/20/2018						0.0002 (J)
9/24/2018				0.0027	0.00021 (J)	
9/27/2018			<0.0005			
10/16/2018	0.00014 (J)					
3/6/2019			<0.0005			
4/4/2019			<0.0005			
8/22/2019				0.0023 (J)	0.00015 (J)	0.00017 (J)
9/26/2019	<0.0005					
9/27/2019			<0.0005			
10/9/2019				0.0021 (J)	0.00017 (J)	0.00025 (J)
3/25/2020	<0.0005			0.0018 (J)	0.00018 (J)	0.00021 (J)
3/26/2020			<0.0005			
9/24/2020	0.00017 (J)	0.00018 (J)	<0.0005			0.00014 (J)
9/25/2020				0.0015 (J)	0.00014 (J)	
2/9/2021	0.00013 (J)	0.00025 (J)	<0.0005	0.0014 (J)		
2/10/2021					<0.0005	<0.0005
3/3/2021	<0.0005					
3/4/2021		0.00018 (J)	<0.0005	0.0013	<0.0005	<0.0005
8/25/2021			<0.0005			<0.0005
8/26/2021		0.00021 (J)		0.0011	<0.0005	
9/1/2021	0.00023 (J)					
2/8/2022					0.00012 (J)	
2/10/2022	0.00018 (J)	0.00022 (J)	<0.0005	0.0011		<0.0005
Mean	0.0002938	0.000208	0.0004785	0.002194	0.0002913	0.0003919
Std. Dev.	0.0001734	2.95E-05	9.615E-05	0.0007141	0.0001516	0.0001608

Confidence Interval

Constituent: Cadmium (mg/L) Analysis Run 4/19/2022 5:39 PM View: Appendix IV

Plant Yates Client: Southern Company Data: Plant Yates AMA-R6

	YAMW-1	YAMW-5	YGWC-23S	YGWC-38	YGWC-41	YGWC-42
Upper Lim.	0.0005	0.0002574	0.0005	0.0029	0.0005	0.0005
Lower Lim.	0.00013	0.0001586	7E-05	0.0013	0.00015	0.0002

Confidence Interval

Constituent: Cadmium (mg/L) Analysis Run 4/19/2022 5:39 PM View: Appendix IV

Plant Yates Client: Southern Company Data: Plant Yates AMA-R6

	YGWC-49	PZ-35	PZ-37	YGWC-36A
9/1/2016	<0.0005			
9/2/2016				<0.0005
11/14/2016				9E-05 (J)
11/15/2016	<0.0005			
2/27/2017	7E-05 (J)			
2/28/2017				0.0001 (J)
5/9/2017	<0.0005			0.0002 (J)
7/13/2017	<0.0005			0.0002 (J)
9/22/2017				0.0002 (J)
9/29/2017				0.0002 (J)
10/6/2017				0.0002 (J)
10/11/2017	<0.0005			
10/12/2017			0.0002 (J)	
11/21/2017			0.0002 (J)	
1/11/2018			0.0004 (J)	
2/20/2018			<0.0005	
3/30/2018				<0.0005
4/3/2018			<0.0005	
4/4/2018	<0.0005			
6/13/2018				0.00019 (J)
6/29/2018			0.00099 (J)	
8/6/2018			0.00063 (J)	
9/20/2018	<0.0005			
9/24/2018			0.00069 (J)	
9/26/2018				0.00018 (J)
10/16/2018		<0.0005		
3/6/2019				0.00015 (J)
4/4/2019				0.00019 (J)
9/26/2019	<0.0005	<0.0005		0.00017 (J)
3/25/2020	<0.0005	0.00016 (J)		0.00019 (J)
9/24/2020	<0.0005	<0.0005		
9/25/2020			0.00039 (J)	
10/7/2020				0.00012 (J)
2/9/2021	<0.0005		0.00042 (J)	
2/10/2021		<0.0005		<0.0005
3/4/2021	<0.0005	<0.0005	0.00028 (J)	<0.0005
8/25/2021			0.00094	
9/1/2021	<0.0005	<0.0005		
9/3/2021				<0.0005
2/8/2022	<0.0005			
2/10/2022		<0.0005	0.00093	
2/11/2022				<0.0005
Mean	0.0004713	0.0004575	0.0005438	0.000269
Std. Dev.	0.000111	0.0001202	0.0002744	0.0001585
Upper Lim.	0.0005	0.0005	0.0007228	0.0005
Lower Lim.	7E-05	0.00016	0.000308	0.00017

Confidence Interval

Constituent: Chromium (mg/L) Analysis Run 4/19/2022 5:39 PM View: Appendix IV

Plant Yates Client: Southern Company Data: Plant Yates AMA-R6

	YAMW-1	YAMW-2	YAMW-4	YAMW-5	YGWC-23S	YGWC-38
6/7/2016					<0.005	
7/28/2016					0.0008 (J)	
9/20/2016					<0.005	
11/8/2016					<0.005	
1/16/2017					<0.005	
3/9/2017					<0.005	
5/2/2017					0.0007 (J)	
7/10/2017					<0.005	
10/12/2017						0.0005 (J)
11/20/2017						<0.005
1/12/2018						<0.005
2/20/2018						<0.005
3/30/2018					<0.005	
4/3/2018						<0.005
6/28/2018						<0.005
8/7/2018						<0.005
9/24/2018						<0.005
3/6/2019					<0.005	
8/22/2019						<0.005
10/9/2019						<0.005
3/25/2020	0.00058 (J)					0.00065 (J)
3/26/2020					0.0019 (J)	
9/23/2020		0.00071 (J)	<0.005			
9/24/2020	0.00074 (J)			<0.005	0.0011 (J)	
9/25/2020						<0.005
2/9/2021	0.001 (J)	0.0011 (J)	0.00057 (J)	<0.005	0.00086 (J)	<0.005
3/3/2021	0.00076 (J)	0.0012 (J)	<0.005			
3/4/2021				<0.005	0.00078 (J)	<0.005
8/25/2021			<0.005		<0.005	
8/26/2021				<0.005		<0.005
9/1/2021	<0.005	0.003 (J)				
2/10/2022	0.0013 (J)	<0.005	<0.005	0.0016 (J)	<0.005	<0.005
Mean	0.001563	0.002202	0.004114	0.00432	0.003509	0.004447
Std. Dev.	0.001702	0.001797	0.001981	0.001521	0.002005	0.001512
Upper Lim.	0.005	0.002983	0.005	0.005	0.005	0.005
Lower Lim.	0.00058	2.161E-05	0.00057	0.0016	0.0008	0.00065

Confidence Interval

Constituent: Chromium (mg/L) Analysis Run 4/19/2022 5:39 PM View: Appendix IV

Plant Yates Client: Southern Company Data: Plant Yates AMA-R6

	YGWC-41	YGWC-42	YGWC-43	YGWC-49	PZ-35	PZ-37
8/30/2016		<0.005				
8/31/2016			<0.005			
9/1/2016				0.0013 (J)		
11/15/2016				0.0014 (J)		
11/16/2016		<0.005	<0.005			
2/24/2017			<0.005			
2/27/2017		<0.005		0.0016 (J)		
5/9/2017				0.0017 (J)		
5/10/2017		0.0006 (J)	0.0005 (J)			
7/11/2017		<0.005	<0.005			
7/13/2017				0.0019 (J)		
10/11/2017				0.0014 (J)		
10/12/2017	<0.005	<0.005	<0.005			0.0019 (J)
11/21/2017	<0.005					0.0017 (J)
1/11/2018	<0.005					0.001 (J)
2/19/2018	<0.005					
2/20/2018						<0.005
4/3/2018	<0.005					<0.005
4/4/2018		<0.005	<0.005	<0.005		
6/27/2018	<0.005					
6/29/2018						<0.005
8/6/2018						<0.005
8/7/2018	<0.005					
9/20/2018		<0.005	<0.005	0.0017 (J)		
9/24/2018	<0.005					<0.005
8/21/2019			0.00062 (J)			
8/22/2019	<0.005	<0.005				
10/9/2019	<0.005	0.00043 (J)	0.00074 (J)			
3/25/2020	0.00039 (J)	0.0013 (J)	<0.005	0.0019 (J)	0.0012 (J)	
9/24/2020		<0.005		0.0019 (J)	0.00061 (J)	
9/25/2020	<0.005		0.00071 (J)			<0.005
2/9/2021			<0.005	0.002 (J)		<0.005
2/10/2021	<0.005	<0.005			0.0006 (J)	
3/4/2021	<0.005	<0.005	<0.005	0.0017 (J)	0.0007 (J)	<0.005
8/25/2021		<0.005				<0.005
8/26/2021	<0.005					
9/1/2021				0.002 (J)	<0.005	
9/27/2021			<0.005			
2/8/2022	<0.005		<0.005	0.0021 (J)		
2/10/2022		<0.005			<0.005	<0.005
Mean	0.004712	0.004208	0.003911	0.001971	0.002185	0.0042
Std. Dev.	0.001152	0.001711	0.001949	0.0009059	0.002192	0.001532
Upper Lim.	0.005	0.005	0.005	0.0021	0.005	0.005
Lower Lim.	0.00039	0.0013	0.00071	0.0014	0.0006	0.0017

Confidence Interval

Constituent: Chromium (mg/L) Analysis Run 4/19/2022 5:39 PM View: Appendix IV

Plant Yates Client: Southern Company Data: Plant Yates AMA-R6

	YGWC-24SA	YGWC-36A
6/8/2016	<0.005	
8/1/2016	<0.005	
9/2/2016		<0.005
9/20/2016	<0.005	
11/8/2016	<0.005	
11/14/2016		0.0035
1/17/2017	<0.005	
2/28/2017		<0.005
3/8/2017	<0.005	
5/2/2017	0.0011 (J)	
5/9/2017		<0.005
7/7/2017	<0.005	
7/13/2017		<0.005
9/22/2017		<0.005
9/29/2017		<0.005
10/6/2017		<0.005
3/30/2018	<0.005	<0.005
3/5/2019	<0.005	
3/6/2019		<0.005
3/25/2020		0.00074 (J)
3/26/2020	0.00094 (J)	
9/23/2020	<0.005	
10/7/2020		0.0013 (J)
2/9/2021	0.0011 (J)	
2/10/2021		0.00094 (J)
3/3/2021	<0.005	
3/4/2021		<0.005
9/1/2021	<0.005	
9/3/2021		<0.005
2/10/2022	<0.005	
2/11/2022		<0.005
Mean	0.004259	0.004155
Std. Dev.	0.001594	0.001615
Upper Lim.	0.005	0.005
Lower Lim.	0.0011	0.0013

Confidence Interval

Constituent: Cobalt (mg/L) Analysis Run 4/19/2022 5:39 PM View: Appendix IV

Plant Yates Client: Southern Company Data: Plant Yates AMA-R6

	YAMW-1	YAMW-2	YAMW-4	YAMW-5	YGWC-41	YGWC-42
8/30/2016						0.0025 (J)
11/16/2016						0.002 (J)
2/27/2017						0.0021 (J)
5/10/2017						0.0021 (J)
7/11/2017						0.0014 (J)
10/12/2017					0.0011 (J)	0.0017 (J)
11/21/2017					0.0003 (J)	
1/11/2018					0.0003 (J)	
2/19/2018					<0.005	
4/3/2018					<0.005	
4/4/2018						<0.005
6/27/2018					0.00069 (J)	
8/7/2018					<0.005	
9/20/2018						0.003 (J)
9/24/2018					<0.005	
10/16/2018	0.032					
8/22/2019					<0.005	0.0019 (J)
9/26/2019	0.015					
10/9/2019					<0.005	0.0019 (J)
1/3/2020	<0.005					
3/25/2020	<0.005				<0.005	0.0018 (J)
9/23/2020		0.0025 (J)	0.00052 (J)			
9/24/2020	0.01			0.00077 (J)		0.0017 (J)
9/25/2020					<0.005	
2/9/2021	0.03	0.001 (J)	0.00063 (J)	<0.005		
2/10/2021					<0.005	0.0019 (J)
3/3/2021	0.018	0.00082 (J)	0.001 (J)			
3/4/2021				<0.005	<0.005	0.0018 (J)
8/25/2021			0.00041 (J)			0.0014 (J)
8/26/2021				<0.005	<0.005	
9/1/2021	0.022	0.00093 (J)				
2/8/2022					<0.005	
2/10/2022	0.011	0.00052 (J)	0.00044 (J)	<0.005		0.0017 (J)
Mean	0.01644	0.001154	0.0006	0.004154	0.003899	0.002119
Std. Dev.	0.009964	0.0007745	0.0002393	0.001892	0.001976	0.000862
Upper Lim.	0.02551	0.002488	0.001001	0.005	0.005	0.0025
Lower Lim.	0.007375	0.0002417	0.0001991	0.00077	0.00069	0.0017

Confidence Interval

Constituent: Cobalt (mg/L) Analysis Run 4/19/2022 5:39 PM View: Appendix IV

Plant Yates Client: Southern Company Data: Plant Yates AMA-R6

	YGWC-43	YGWC-49	PZ-35	PZ-37	YGWC-36A
8/31/2016	<0.005				
9/1/2016		<0.005			
9/2/2016					0.0006 (J)
11/14/2016					<0.005
11/15/2016		0.0006 (J)			
11/16/2016	<0.005				
2/24/2017	<0.005				
2/27/2017		0.0008 (J)			
2/28/2017					<0.005
5/9/2017		<0.005			<0.005
5/10/2017	<0.005				
7/11/2017	<0.005				
7/13/2017		0.0005 (J)			<0.005
9/22/2017					<0.005
9/29/2017					<0.005
10/6/2017					<0.005
10/11/2017		0.0006 (J)			
10/12/2017	0.0006 (J)			0.0078 (J)	
11/21/2017				0.0097 (J)	
1/11/2018				0.0131	
2/20/2018				0.0162	
3/30/2018					<0.005
4/3/2018				0.015	
4/4/2018	<0.005	<0.005			
6/13/2018					<0.005
6/29/2018				0.013	
8/6/2018				0.0053 (J)	
9/20/2018	0.0034 (J)	<0.005			
9/24/2018				0.0071 (J)	
9/26/2018					<0.005
10/16/2018			<0.005		
3/6/2019					<0.005
4/4/2019					<0.005
8/21/2019	0.0026 (J)				
9/26/2019		<0.005	<0.005		0.00048 (J)
10/9/2019	0.0023 (J)				
3/25/2020	0.0016 (J)	<0.005	0.0059		0.00038 (J)
9/24/2020		<0.005	<0.005		
9/25/2020	0.0018 (J)			0.0023 (J)	
10/7/2020					0.00086 (J)
2/9/2021	0.0017 (J)	<0.005		0.0023 (J)	
2/10/2021			<0.005		0.00038 (J)
3/4/2021	0.0015 (J)	<0.005	<0.005	0.003 (J)	<0.005
8/25/2021				0.0068	
9/1/2021		<0.005	<0.005		
9/3/2021					<0.005
9/27/2021	<0.005				
2/8/2022	0.00045 (J)	<0.005			
2/10/2022			<0.005	0.0036 (J)	
2/11/2022					<0.005
Mean	0.003184	0.003833	0.005112	0.008092	0.003885
Std. Dev.	0.001786	0.002003	0.0003182	0.004907	0.001984

Confidence Interval

Constituent: Cobalt (mg/L) Analysis Run 4/19/2022 5:39 PM View: Appendix IV

Plant Yates Client: Southern Company Data: Plant Yates AMA-R6

	YGWC-43	YGWC-49	PZ-35	PZ-37	YGWC-36A
Upper Lim.	0.005	0.005	0.0059	0.01174	0.005
Lower Lim.	0.0015	0.0006	0.005	0.004444	0.00086

Confidence Interval

Constituent: Combined Radium 226 + 228 (pCi/L) Analysis Run 4/19/2022 5:39 PM View: Appendix IV

Plant Yates Client: Southern Company Data: Plant Yates AMA-R6

	YAMW-1	YAMW-2	YAMW-4	YAMW-5	YGWC-23S	YGWC-38
6/7/2016					0.303 (U)	
7/28/2016					0.386 (U)	
9/20/2016					1.47	
11/8/2016					0.22 (U)	
1/16/2017					0.147 (U)	
3/9/2017					0.0892 (U)	
5/2/2017					0.149 (U)	
7/10/2017					0.815 (U)	
10/12/2017						1.24
11/20/2017						0.342 (U)
1/12/2018						1.04
2/20/2018						1.6 (U)
3/30/2018					0.659 (U)	
4/3/2018						0.726 (U)
6/12/2018					1.03 (U)	
6/28/2018						1.06 (U)
8/7/2018						1.21
9/24/2018						1.52
9/27/2018					1.06 (U)	
10/16/2018	0.384 (U)					
3/6/2019					0.736 (U)	
4/4/2019					0.474 (U)	
8/22/2019						1.97
9/27/2019					0.684 (U)	
10/8/2019						0.751 (U)
3/25/2020	0.525 (U)					0.321 (U)
3/26/2020					0.281 (U)	
9/23/2020		0.0813 (U)	1.2 (U)			
9/24/2020	0.547 (U)			0.668 (U)	0.788 (U)	
9/25/2020						0.246 (U)
2/9/2021	0.866 (U)	0.492 (U)	0.659 (U)	1.07 (U)	0.464 (U)	0.626 (U)
3/3/2021	0.377 (U)	0.563 (U)	1.07			
3/4/2021				1.46	0.771 (U)	0.816 (U)
8/25/2021			0.0991 (U)		0.624 (U)	
8/26/2021				0.724 (U)		0.427 (U)
9/1/2021	0.676 (U)	0.761 (U)				
2/10/2022	0.233 (U)	0 (U)	0.702 (U)	1.25 (U)	0.197 (U)	0.791 (U)
Mean	0.5154	0.3795	0.746	1.034	0.5674	0.9179
Std. Dev.	0.2105	0.3259	0.4298	0.3389	0.3641	0.4977
Upper Lim.	0.7655	0.9255	1.466	1.602	0.7741	1.242
Lower Lim.	0.2653	-0.1666	0.02573	0.4665	0.3606	0.5941

Confidence Interval

Constituent: Combined Radium 226 + 228 (pCi/L) Analysis Run 4/19/2022 5:39 PM View: Appendix IV

Plant Yates Client: Southern Company Data: Plant Yates AMA-R6

	YGWC-41	YGWC-42	YGWC-43	YGWC-49	PZ-35	PZ-37
8/30/2016		2.99				
8/31/2016			0.926 (U)			
9/1/2016				1.2		
11/15/2016				0.645 (U)		
11/16/2016		4.01	0.773 (U)			
2/24/2017			0.661 (U)			
2/27/2017		2.5		0.244 (U)		
5/9/2017				0.519 (U)		
5/10/2017		2.55	1.27			
7/11/2017		3.94	1.02			
7/13/2017				0.5 (U)		
10/11/2017				1.41		
10/12/2017	0.641 (U)	3.57	1.58			1.83
11/21/2017	2.01					1.33
1/11/2018	0.919 (U)					1.53
2/19/2018	1.82					
2/20/2018						2.75
4/3/2018	0.911 (U)					1.47
4/4/2018		1.9	1.71	0.442 (U)		
6/27/2018	0.429 (U)					
6/29/2018						1.69
8/6/2018						1.69
8/7/2018	0.579 (U)					
9/20/2018		1.94	2.8	1.14 (U)		
9/24/2018	1.39					2.26
10/16/2018					0.363 (U)	
8/21/2019			3.16			
8/22/2019	2.03	1.59				
9/26/2019				1.16 (U)		
10/8/2019	0.609 (U)	0.995 (U)	3.65			
3/25/2020	0.568 (U)	1.17 (U)	3.04	1.2 (U)	0.197 (U)	
9/24/2020		0.751 (U)		1.57 (U)	1.07 (U)	
9/25/2020	0.769 (U)		4.75			1.68 (U)
2/9/2021			6.38	0.137 (U)		1.52
2/10/2021	0.548 (U)	0.612 (U)			0.546 (U)	
3/4/2021	1.23	1.02	6.02	0.579 (U)	0.397 (U)	1.49
8/25/2021		0.978 (U)				1.41
8/26/2021	0.356 (U)					
9/1/2021				0.686 (U)	0.696 (U)	
9/27/2021			1.54			
2/8/2022	0.594 (U)		3.11	0.201 (U)		
2/10/2022		0.307 (U)			1.25 (U)	0.81 (U)
Mean	0.9627	1.926	2.649	0.7755	0.6456	1.651
Std. Dev.	0.5633	1.21	1.818	0.4638	0.3875	0.4631
Upper Lim.	1.234	2.714	3.591	1.09	1.106	1.995
Lower Lim.	0.589	1.139	1.399	0.4612	0.1853	1.306

Confidence Interval

Constituent: Combined Radium 226 + 228 (pCi/L) Analysis Run 4/19/2022 5:39 PM View: Appendix IV

Plant Yates Client: Southern Company Data: Plant Yates AMA-R6

	YGWC-24SA	YGWC-36A
6/8/2016	1.06	
8/1/2016	0.467 (U)	
9/2/2016		0.873 (U)
9/20/2016	0.853 (U)	
9/22/2016		0.667 (U)
9/29/2016		1.63
10/6/2016		0.641 (U)
11/8/2016	0.433 (U)	
11/14/2016		0.0451 (U)
1/17/2017	0.0759 (U)	
2/28/2017		1.34 (U)
3/8/2017	0.479 (U)	
5/2/2017	0.506 (U)	
5/9/2017		0.309 (U)
7/7/2017	0.713 (U)	
7/13/2017		0.618 (U)
3/30/2018	0.409 (U)	0.721 (U)
6/12/2018	0.728 (U)	
6/13/2018		1.04 (U)
9/26/2018	0.981	0.604 (U)
3/5/2019	0.837 (U)	
3/6/2019		0.919 (U)
4/4/2019		1.05 (U)
4/9/2019	0.502 (U)	
9/26/2019	0.964 (U)	0.979 (U)
3/25/2020		1.22 (U)
3/26/2020	0.511 (U)	
9/23/2020	0.786 (U)	
10/7/2020		1.58
2/9/2021	0.678 (U)	
2/10/2021		0.466 (U)
3/3/2021	0.415 (U)	
3/4/2021		0.0671 (U)
9/1/2021	0.444 (U)	
9/3/2021		0.622 (U)
2/10/2022	0.846 (U)	
2/11/2022		0.395 (U)
Mean	0.6344	0.7893
Std. Dev.	0.2484	0.4419
Upper Lim.	0.7755	1.04
Lower Lim.	0.4933	0.5384

Confidence Interval

Constituent: Fluoride (mg/L) Analysis Run 4/19/2022 5:39 PM View: Appendix IV

Plant Yates Client: Southern Company Data: Plant Yates AMA-R6

	YAMW-4	YGWC-23S	YGWC-38	YGWC-41	YGWC-42	YGWC-43
6/7/2016		<0.1				
7/28/2016		0.03 (J)				
8/30/2016					0.02 (J)	
8/31/2016						0.12 (J)
9/20/2016		<0.1				
11/8/2016		<0.1				
11/16/2016					0.07 (J)	0.2 (J)
1/16/2017		<0.1				
2/24/2017						0.21 (J)
2/27/2017					0.06 (J)	
3/9/2017		<0.1				
5/2/2017		<0.1				
5/10/2017					<0.1	0.04 (J)
7/10/2017		<0.1				
7/11/2017					<0.1	0.2 (J)
10/11/2017		<0.1				
10/12/2017			<0.1	<0.1	<0.1	0.1 (J)
11/20/2017			0.2 (J)			
11/21/2017				<0.1		
1/11/2018				<0.1		
1/12/2018			0.21 (J)			
2/19/2018				<0.1		
2/20/2018			<0.1			
3/30/2018		<0.1				
4/3/2018			0.41	<0.1		
4/4/2018					<0.1	<0.1
6/12/2018		<0.1				
6/27/2018				<0.1		
6/28/2018			0.43			
8/7/2018			<0.1	0.11 (J)		
9/20/2018					0.041 (J)	<0.1
9/24/2018			0.034 (J)	<0.1		
9/27/2018		<0.1				
3/6/2019		<0.1				
3/27/2019			0.24 (J)		<0.1	
3/28/2019				0.1 (J)		0.078 (J)
4/4/2019		0.049 (J)				
8/21/2019						0.062 (J)
8/22/2019			<0.1	<0.1	<0.1	
9/27/2019		0.12 (J)				
10/9/2019			<0.1	<0.1	<0.1	<0.1
3/25/2020			<0.1	<0.1	<0.1	0.073 (J)
3/26/2020		<0.1				
9/23/2020	<0.1					
9/24/2020		<0.1			<0.1	
9/25/2020			<0.1	<0.1		<0.1
2/9/2021	0.14	<0.1	<0.1			0.058 (J)
2/10/2021				<0.1	<0.1	
3/3/2021	0.14					
3/4/2021		<0.1	<0.1	<0.1	<0.1	0.063 (J)
8/25/2021	<0.1	<0.1			<0.1	
8/26/2021			<0.1	<0.1		

Confidence Interval

Constituent: Fluoride (mg/L) Analysis Run 4/19/2022 5:39 PM View: Appendix IV

Plant Yates Client: Southern Company Data: Plant Yates AMA-R6

	YAMW-4	YGWC-23S	YGWC-38	YGWC-41	YGWC-42	YGWC-43
9/27/2021						0.1
2/8/2022				<0.1		0.066 (J)
2/10/2022	<0.1	<0.1	<0.1		<0.1	
Mean	0.116	0.09519	0.1544	0.1006	0.08771	0.1041
Std. Dev.	0.02191	0.01926	0.112	0.002425	0.02476	0.05169
Upper Lim.	0.14	0.12	0.21	0.11	0.1	0.1065
Lower Lim.	0.1	0.049	0.034	0.1	0.07	0.05855

Confidence Interval

Constituent: Fluoride (mg/L) Analysis Run 4/19/2022 5:39 PM View: Appendix IV

Plant Yates Client: Southern Company Data: Plant Yates AMA-R6

	YGWC-49	PZ-37	YGWC-24SA	YGWC-36A
6/8/2016			<0.1	
8/1/2016			<0.1	
9/1/2016	0.09 (J)			
9/2/2016				0.05 (J)
9/20/2016			<0.1	
11/8/2016			<0.1	
11/14/2016				0.18 (J)
11/15/2016	0.16 (J)			
1/17/2017			<0.1	
2/27/2017	0.06 (J)			
2/28/2017				0.09 (J)
3/8/2017			<0.1	
5/2/2017			<0.1	
5/9/2017	0.05 (J)			0.009 (J)
7/7/2017			<0.1	
7/13/2017	<0.1			<0.1
9/22/2017				0.09 (J)
9/29/2017				<0.1
10/5/2017			<0.1	
10/6/2017				<0.1
10/11/2017	0.14 (J)			<0.1
10/12/2017		<0.1		
11/21/2017		0.26 (J)		
1/11/2018		<0.1		
2/20/2018		0.45		
3/30/2018			<0.1	<0.1
4/3/2018		0.31		
4/4/2018	<0.1			
6/12/2018			<0.1	
6/13/2018				<0.1
6/29/2018		<0.1		
8/6/2018		0.23 (J)		
9/20/2018	<0.1			
9/24/2018		<0.1		
9/26/2018			<0.1	<0.1
3/5/2019			<0.1	
3/6/2019				<0.1
3/28/2019	<0.1			
4/4/2019			0.033 (J)	0.043 (J)
9/26/2019	0.09 (J)		0.098 (J)	0.094 (J)
3/25/2020	<0.1			<0.1
3/26/2020			<0.1	
9/23/2020			<0.1	
9/24/2020	<0.1			
9/25/2020		<0.1		
10/7/2020				<0.1
2/9/2021	<0.1	<0.1	<0.1	
2/10/2021				<0.1
3/3/2021			<0.1	
3/4/2021	<0.1	<0.1		<0.1
8/25/2021		<0.1		
9/1/2021	<0.1		<0.1	

Confidence Interval

Constituent: Fluoride (mg/L) Analysis Run 4/19/2022 5:39 PM View: Appendix IV

Plant Yates Client: Southern Company Data: Plant Yates AMA-R6

	YGWC-49	PZ-37	YGWC-24SA	YGWC-36A
9/3/2021				<0.1
2/8/2022	<0.1			
2/10/2022		<0.1	<0.1	
2/11/2022				<0.1
Mean	0.09938	0.1654	0.09671	0.09314
Std. Dev.	0.02516	0.1131	0.01461	0.03137
Upper Lim.	0.14	0.31	0.1	0.1
Lower Lim.	0.09	0.1	0.098	0.09

Confidence Interval

Constituent: Lead (mg/L) Analysis Run 4/19/2022 5:39 PM View: Appendix IV

Plant Yates Client: Southern Company Data: Plant Yates AMA-R6

	YAMW-1	YAMW-2	YAMW-4	YAMW-5	YGWC-23S	YGWC-38
6/7/2016					0.00044 (J)	
7/28/2016					<0.001	
9/20/2016					<0.001	
11/8/2016					<0.001	
1/16/2017					<0.001	
3/9/2017					<0.001	
5/2/2017					<0.001	
7/10/2017					<0.001	
10/12/2017						0.0001 (J)
11/20/2017						0.0001 (J)
1/12/2018						0.0001 (J)
2/20/2018						<0.001
3/30/2018					<0.001	
4/3/2018						<0.001
6/28/2018						<0.001
8/7/2018						<0.001
9/24/2018						<0.001
3/6/2019					<0.001	
4/4/2019					<0.001	
8/22/2019						<0.001
9/26/2019	<0.001					
9/27/2019					0.00013 (J)	
10/9/2019						<0.001
3/25/2020	<0.001					<0.001
3/26/2020					<0.001	
9/23/2020		<0.001	0.00028 (J)			
9/24/2020	<0.001			0.00011 (J)	4.6E-05 (J)	
9/25/2020						<0.001
2/9/2021	0.00019 (J)	0.00011 (J)	0.00054 (J)	7.3E-05 (J)	<0.001	<0.001
3/3/2021	<0.001	8E-05 (J)	9.6E-05 (J)			
3/4/2021				4.1E-05 (J)	0.00021 (J)	<0.001
8/25/2021			<0.001		<0.001	
8/26/2021				<0.001		<0.001
9/1/2021	<0.001	<0.001				
2/10/2022	<0.001	<0.001	<0.001	<0.001	<0.001	<0.001
Mean	0.0008843	0.000638	0.0005832	0.0004448	0.0008237	0.0008313
Std. Dev.	0.0003062	0.0004958	0.0004119	0.0005074	0.0003468	0.0003628
Upper Lim.	0.001	0.001	0.0006106	0.0001361	0.001	0.001
Lower Lim.	0.00019	8E-05	1.2E-07	3.504E-05	0.00044	0.0001

Confidence Interval

Constituent: Lead (mg/L) Analysis Run 4/19/2022 5:39 PM View: Appendix IV

Plant Yates Client: Southern Company Data: Plant Yates AMA-R6

	YGWC-41	YGWC-42	YGWC-43	YGWC-49	PZ-35	PZ-37
8/30/2016		<0.001				
8/31/2016			<0.001			
9/1/2016				<0.001		
11/15/2016				<0.001		
11/16/2016		0.0002 (J)	<0.001			
2/24/2017			<0.001			
2/27/2017		<0.001		<0.001		
5/9/2017				<0.001		
5/10/2017		9E-05 (J)	8E-05 (J)			
7/11/2017		<0.001	<0.001			
7/13/2017				<0.001		
10/11/2017				<0.001		
10/12/2017	<0.001	<0.001	<0.001			0.0002 (J)
11/21/2017	<0.001					0.0002 (J)
1/11/2018	7E-05 (J)					0.0001 (J)
2/19/2018	<0.001					
2/20/2018						<0.001
4/3/2018	<0.001					<0.001
4/4/2018		<0.001	<0.001	<0.001		
6/27/2018	0.0011 (J)					
6/29/2018						<0.001
8/6/2018						<0.001
8/7/2018	<0.001					
9/20/2018		<0.001	<0.001	<0.001		
9/24/2018	<0.001					<0.001
8/21/2019			<0.001			
8/22/2019	6.7E-05 (J)	<0.001				
9/26/2019				<0.001	<0.001	
10/9/2019	0.00012 (J)	<0.001	<0.001			
3/25/2020	<0.001	4.7E-05 (J)	7.5E-05 (J)	5.9E-05 (J)	<0.001	
9/24/2020		<0.001		<0.001	<0.001	
9/25/2020	<0.001		<0.001			8.5E-05 (J)
2/9/2021			<0.001	<0.001		8.8E-05 (J)
2/10/2021	0.0002 (J)	5.4E-05 (J)			8.7E-05 (J)	
3/4/2021	<0.001	<0.001	<0.001	<0.001	0.00015 (J)	<0.001
8/25/2021		<0.001				<0.001
8/26/2021	<0.001					
9/1/2021				<0.001	<0.001	
9/27/2021			<0.001			
2/8/2022	<0.001		<0.001	<0.001		
2/10/2022		<0.001			<0.001	<0.001
Mean	0.0007848	0.0007744	0.0008847	0.0009373	0.0007481	0.0006672
Std. Dev.	0.0004016	0.0004047	0.0003151	0.000243	0.0004305	0.0004396
Upper Lim.	0.0011	0.001	0.001	0.001	0.001	0.001
Lower Lim.	0.00012	9E-05	8E-05	5.9E-05	8.7E-05	8.8E-05

Confidence Interval

Constituent: Lead (mg/L) Analysis Run 4/19/2022 5:39 PM View: Appendix IV

Plant Yates Client: Southern Company Data: Plant Yates AMA-R6

	YGWC-24SA	YGWC-36A
6/8/2016	<0.001	
8/1/2016	<0.001	
9/2/2016		0.0017 (J)
9/20/2016	<0.001	
11/8/2016	<0.001	
11/14/2016		0.0002 (J)
1/17/2017	<0.001	
2/28/2017		0.0003 (J)
3/8/2017	<0.001	
5/2/2017	<0.001	
5/9/2017		0.0004 (J)
7/7/2017	<0.001	
7/13/2017		0.0004 (J)
9/22/2017		0.0003 (J)
9/29/2017		0.0002 (J)
10/6/2017		0.0002 (J)
3/30/2018	<0.001	<0.001
3/5/2019	<0.001	
3/6/2019		<0.001
4/4/2019	<0.001	0.00037 (J)
9/26/2019	<0.001	0.00023 (J)
3/25/2020		0.0001 (J)
3/26/2020	5.3E-05 (J)	
9/23/2020	<0.001	
10/7/2020		0.00077 (J)
2/9/2021	0.00036 (J)	
2/10/2021		0.00051 (J)
3/3/2021	<0.001	
3/4/2021		0.00025 (J)
9/1/2021	<0.001	
9/3/2021		<0.001
2/10/2022	<0.001	
2/11/2022		<0.001
Mean	0.0009118	0.0005517
Std. Dev.	0.0002619	0.0004303
Upper Lim.	0.001	0.0004876
Lower Lim.	0.00036	0.0001631

Confidence Interval

Constituent: Lithium (mg/L) Analysis Run 4/19/2022 5:39 PM View: Appendix IV

Plant Yates Client: Southern Company Data: Plant Yates AMA-R6

	YAMW-1	YAMW-4	YAMW-5	YGWC-23S	YGWC-38	YGWC-41
6/7/2016				<0.03		
7/28/2016				0.0019 (J)		
9/20/2016				0.0021 (J)		
11/8/2016				0.0024 (J)		
1/16/2017				0.0022 (J)		
3/9/2017				0.0025 (J)		
5/2/2017				0.0019 (J)		
7/10/2017				0.0018 (J)		
10/12/2017					0.0095 (J)	0.004 (J)
11/20/2017					0.0083 (J)	
11/21/2017						0.0043 (J)
1/11/2018						0.0044 (J)
1/12/2018					0.0089 (J)	
2/19/2018						<0.03
2/20/2018					0.0082 (J)	
3/30/2018				0.0039 (J)		
4/3/2018					0.0097 (J)	0.0047 (J)
6/12/2018				0.0017 (J)		
6/27/2018						0.0042 (J)
6/28/2018					0.0093 (J)	
8/7/2018					0.0092 (J)	0.0038 (J)
9/24/2018					0.0083 (J)	0.0037 (J)
9/27/2018				0.0017 (J)		
10/16/2018	0.0052 (J)					
3/6/2019				0.0025 (J)		
4/4/2019				0.0018 (J)		
8/22/2019					0.0082 (J)	0.0035 (J)
9/26/2019	<0.03					
9/27/2019				0.0017 (J)		
10/9/2019					0.0081 (J)	0.0032 (J)
3/25/2020	0.0011 (J)				0.0081 (J)	0.0029 (J)
3/26/2020				0.0021 (J)		
9/23/2020		0.03 (J)				
9/24/2020	0.011 (J)		0.013 (J)	0.0035 (J)		
9/25/2020					0.0069 (J)	0.0025 (J)
2/9/2021	0.021 (J)	0.018 (J)	0.016 (J)	0.0026 (J)	0.0067 (J)	
2/10/2021						0.0021 (J)
3/3/2021	0.022 (J)	0.02 (J)				
3/4/2021			0.016 (J)	0.0026 (J)	0.0067 (J)	0.0021 (J)
8/25/2021		0.033		0.0026 (J)		
8/26/2021			0.015 (J)		0.007 (J)	0.0021 (J)
9/1/2021	0.013 (J)					
2/8/2022						0.0023 (J)
2/10/2022	0.014 (J)	0.036	0.015 (J)	0.0029 (J)	0.0068 (J)	
Mean	0.01279	0.0274	0.015	0.00297	0.008119	0.00405
Std. Dev.	0.007132	0.007987	0.001225	0.002893	0.001038	0.003054
Upper Lim.	0.02035	0.04078	0.01705	0.0029	0.008794	0.0044
Lower Lim.	0.005228	0.01402	0.01295	0.0018	0.007443	0.0023

Confidence Interval

Constituent: Lithium (mg/L) Analysis Run 4/19/2022 5:39 PM View: Appendix IV

Plant Yates Client: Southern Company Data: Plant Yates AMA-R6

	YGWC-42	YGWC-43	YGWC-49	PZ-35	PZ-37	YGWC-36A
8/30/2016	0.0257 (J)					
8/31/2016		0.006 (J)				
9/1/2016			0.0034 (J)			
9/2/2016						0.0029 (J)
11/14/2016						0.0044 (J)
11/15/2016			0.0044 (J)			
11/16/2016	0.0221 (J)	0.0095 (J)				
2/24/2017		0.0104 (J)				
2/27/2017	0.0208 (J)		0.0036 (J)			
2/28/2017						0.0038 (J)
5/9/2017			0.0038 (J)			0.0057 (J)
5/10/2017	0.0316 (J)	0.0123 (J)				
7/11/2017	0.0281 (J)	0.0131 (J)				
7/13/2017			0.0036 (J)			0.007 (J)
9/22/2017						0.0067 (J)
9/29/2017						0.0064 (J)
10/6/2017						0.0065 (J)
10/11/2017			0.0036 (J)			
10/12/2017	0.0331 (J)	0.013 (J)			0.0271 (J)	
11/21/2017					0.0255 (J)	
1/11/2018					0.0271 (J)	
2/20/2018					<0.03	
3/30/2018						0.0061 (J)
4/3/2018					0.027 (J)	
4/4/2018	0.037 (J)	0.016 (J)	0.0039 (J)			
6/13/2018						0.0065 (J)
6/29/2018					0.032 (J)	
8/6/2018					0.033 (J)	
9/20/2018	0.049 (J)	0.019 (J)	0.0036 (J)			
9/24/2018					0.028 (J)	
9/26/2018						0.0063 (J)
10/16/2018				0.0011 (J)		
3/6/2019						0.0057 (J)
4/4/2019						0.0058 (J)
8/21/2019		0.015 (J)				
8/22/2019	0.047					
9/26/2019			0.0036 (J)	<0.03		0.0041 (J)
10/9/2019	0.037	0.018 (J)				
3/25/2020	0.045	0.016 (J)	0.0037 (J)	0.011 (J)		0.0032 (J)
9/24/2020	0.05		0.0037 (J)	0.001 (J)		
9/25/2020		0.018 (J)			0.028 (J)	
10/7/2020						0.0014 (J)
2/9/2021		0.024 (J)	0.0038 (J)		0.024 (J)	
2/10/2021	0.058			0.0012 (J)		0.0011 (J)
3/4/2021	0.059	0.025 (J)	0.0035 (J)	0.0015 (J)	0.028 (J)	<0.03
8/25/2021	0.053				0.023 (J)	
9/1/2021			0.0036 (J)	0.0019 (J)		
9/3/2021						0.00086 (J)
9/27/2021		0.0092 (J)				
2/8/2022		0.016 (J)	0.0036 (J)			
2/10/2022	0.052			0.0021 (J)	0.017 (J)	
2/11/2022						0.00093 (J)

Confidence Interval

Constituent: Lithium (mg/L) Analysis Run 4/19/2022 5:39 PM View: Appendix IV

Plant Yates Client: Southern Company Data: Plant Yates AMA-R6

	YGWC-42	YGWC-43	YGWC-49	PZ-35	PZ-37	YGWC-36A
Mean	0.04053	0.01503	0.003693	0.00435	0.02575	0.005019
Std. Dev.	0.0127	0.005157	0.0002314	0.005458	0.005122	0.003162
Upper Lim.	0.04879	0.01839	0.0038	0.015	0.02955	0.006428
Lower Lim.	0.03226	0.01168	0.0035	0.001	0.02194	0.00297

Confidence Interval

Constituent: Mercury (mg/L) Analysis Run 4/19/2022 5:39 PM View: Appendix IV

Plant Yates Client: Southern Company Data: Plant Yates AMA-R6

	YGWC-23S	YGWC-38	YGWC-41	YGWC-42	YGWC-43	YGWC-49
6/7/2016	9.8E-05 (J)					
7/28/2016	<0.0002					
8/30/2016				<0.0002		
8/31/2016					<0.0002	
9/1/2016						<0.0002
9/20/2016	<0.0002					
11/8/2016	<0.0002					
11/15/2016						<0.0002
11/16/2016				<0.0002	<0.0002	
1/16/2017	<0.0002					
2/24/2017					<0.0002	
2/27/2017				<0.0002		<0.0002
3/9/2017	<0.0002					
5/2/2017	<0.0002					
5/9/2017						<0.0002
5/10/2017				<0.0002	<0.0002	
7/10/2017	<0.0002					
7/11/2017				<0.0002	<0.0002	
7/13/2017						<0.0002
10/11/2017						<0.0002
10/12/2017		<0.0002	<0.0002	<0.0002	<0.0002	
11/20/2017		8E-05 (J)				
11/21/2017			6E-05 (J)			
1/11/2018			<0.0002			
1/12/2018		<0.0002				
2/19/2018			<0.0002			
2/20/2018		<0.0002				
3/30/2018	<0.0002					
4/3/2018		<0.0002	<0.0002			
4/4/2018				<0.0002	<0.0002	<0.0002
6/27/2018			<0.0002			
6/28/2018		3.7E-05 (J)				
8/7/2018		<0.0002	<0.0002			
9/20/2018				4.8E-05 (J)	5.2E-05 (J)	6.1E-05 (J)
9/24/2018		<0.0002	<0.0002			
9/27/2018	<0.0002					
3/6/2019	<0.0002					
8/21/2019					<0.0002	
8/22/2019		<0.0002	<0.0002	<0.0002		
2/9/2021	0.00015 (J)	<0.0002			<0.0002	0.00014 (J)
2/10/2021			<0.0002	<0.0002		
3/4/2021	<0.0002	<0.0002	<0.0002	<0.0002	<0.0002	<0.0002
8/25/2021	<0.0002			<0.0002		
8/26/2021		<0.0002	<0.0002			
9/1/2021						<0.0002
9/27/2021					9E-05 (JB)	
2/8/2022			<0.0002		<0.0002	<0.0002
2/10/2022	<0.0002	<0.0002		<0.0002		
Mean	0.0001899	0.0001782	0.0001892	0.0001883	0.0001802	0.0001834
Std. Dev.	2.849E-05	5.386E-05	3.883E-05	4.216E-05	4.906E-05	4.223E-05
Upper Lim.	0.0002	0.0002	0.0002	0.0002	0.0002	0.0002
Lower Lim.	0.00015	8E-05	6E-05	4.8E-05	9E-05	0.00014

Confidence Interval

Constituent: Mercury (mg/L) Analysis Run 4/19/2022 5:39 PM View: Appendix IV

Plant Yates Client: Southern Company Data: Plant Yates AMA-R6

	PZ-37
10/12/2017	<0.0002
11/21/2017	6E-05 (J)
1/11/2018	<0.0002
2/20/2018	<0.0002
4/3/2018	<0.0002
6/29/2018	<0.0002
8/6/2018	<0.0002
9/24/2018	<0.0002
9/25/2020	<0.0002
2/9/2021	<0.0002
3/4/2021	<0.0002
8/25/2021	<0.0002
2/10/2022	<0.0002
Mean	0.0001892
Std. Dev.	3.883E-05
Upper Lim.	0.0002
Lower Lim.	6E-05

Confidence Interval

Constituent: Molybdenum (mg/L) Analysis Run 4/19/2022 5:39 PM View: Appendix IV

Plant Yates Client: Southern Company Data: Plant Yates AMA-R6

	YAMW-1	YAMW-4	YGWC-42	YGWC-43	YGWC-49	PZ-35
8/30/2016			0.0019 (J)			
8/31/2016				0.0022 (J)		
9/1/2016					<0.01	
11/15/2016					<0.01	
11/16/2016			0.0027 (J)	<0.01		
2/24/2017				<0.01		
2/27/2017			0.0031 (J)		0.0007 (J)	
5/9/2017					<0.01	
5/10/2017			0.0017 (J)	<0.01		
7/11/2017			0.0014 (J)	<0.01		
7/13/2017					<0.01	
10/11/2017					<0.01	
10/12/2017			<0.01	<0.01		
4/4/2018			<0.01	<0.01	<0.01	
9/20/2018			<0.01	<0.01	<0.01	
8/21/2019				0.0012 (J)		
8/22/2019			<0.01			
10/9/2019			<0.01	0.0012 (J)		
3/25/2020	<0.01		<0.01	0.0015 (J)	<0.01	0.0019 (J)
9/23/2020		0.0068 (J)				
9/24/2020	0.0022 (J)		0.00091 (J)		<0.01	<0.01
9/25/2020				0.0011 (J)		
2/9/2021	0.0038 (J)	0.0068 (J)		0.0012 (J)	<0.01	
2/10/2021			0.00094 (J)			<0.01
3/3/2021	0.0037 (J)	0.0049 (J)				
3/4/2021			0.00085 (J)	0.0011 (J)	<0.01	<0.01
8/25/2021		0.0081 (J)	0.00078 (J)			
9/1/2021	0.0014 (J)				<0.01	<0.01
9/27/2021				0.0062 (J)		
2/8/2022				0.002 (J)	<0.01	
2/10/2022	0.00089 (J)	0.0076 (J)	0.0008 (J)			<0.01
Mean	0.003665	0.00684	0.004692	0.005481	0.009336	0.00865
Std. Dev.	0.003321	0.001218	0.004295	0.004286	0.002486	0.003307
Upper Lim.	0.004175	0.008881	0.01	0.01	0.01	0.01
Lower Lim.	0.0009024	0.004799	0.00085	0.0012	0.0007	0.0019

Confidence Interval

Constituent: Molybdenum (mg/L) Analysis Run 4/19/2022 5:39 PM View: Appendix IV

Plant Yates Client: Southern Company Data: Plant Yates AMA-R6

	PZ-37	YGWC-36A
9/2/2016		0.0027 (J)
11/14/2016		0.0071 (J)
2/28/2017		0.0038 (J)
5/9/2017		0.0025 (J)
7/13/2017		0.0014 (J)
9/22/2017		<0.01
9/29/2017		<0.01
10/6/2017		<0.01
10/12/2017	0.0022 (J)	
11/21/2017	0.0016 (J)	
1/11/2018	0.0015 (J)	
2/20/2018	<0.01	
3/30/2018		<0.01
4/3/2018	<0.01	
6/29/2018	0.0021 (J)	
8/6/2018	<0.01	
9/24/2018	<0.01	
3/6/2019		<0.01
3/25/2020		<0.01
9/25/2020	0.0016 (J)	
10/7/2020		0.0015 (J)
2/9/2021	0.0016 (J)	
2/10/2021		<0.01
3/4/2021	0.0024 (J)	<0.01
8/25/2021	0.0011 (J)	
9/3/2021		<0.01
2/10/2022	<0.01	
2/11/2022		<0.01
Mean	0.004931	0.007437
Std. Dev.	0.004184	0.003629
Upper Lim.	0.01	0.01
Lower Lim.	0.0015	0.0025

Confidence Interval

Constituent: Selenium (mg/L) Analysis Run 4/19/2022 5:39 PM View: Appendix IV

Plant Yates Client: Southern Company Data: Plant Yates AMA-R6

	YAMW-1	YAMW-4	YAMW-5	YGWC-23S	YGWC-38	YGWC-41
6/7/2016				0.037		
7/28/2016				0.0385		
9/20/2016				0.0464		
11/8/2016				0.0521		
1/16/2017				0.0469		
3/9/2017				0.0437		
5/2/2017				0.0395		
7/10/2017				0.0386		
10/12/2017					0.265	0.0191
11/20/2017					0.246	
11/21/2017						0.0687
1/11/2018						0.069
1/12/2018					0.249	
2/19/2018						0.071
2/20/2018					0.253	
3/30/2018				0.028		
4/3/2018					0.23	0.067
6/12/2018				0.026		
6/27/2018						0.066
6/28/2018					0.23	
8/7/2018					0.2	0.061
9/24/2018					0.2	0.061
9/27/2018				0.023		
10/16/2018	0.0019 (J)					
3/6/2019				0.019		
4/4/2019				0.017		
8/22/2019					0.14	0.058
9/26/2019	<0.005					
9/27/2019				0.018		
10/9/2019					0.12	0.052
1/15/2020			0.045			
1/16/2020		0.0018 (J)				
3/25/2020	<0.005				0.099	0.057
3/26/2020				0.024		
9/23/2020		0.016				
9/24/2020	<0.005		0.026	0.031		
9/25/2020					0.076	0.046
2/9/2021	<0.005	<0.005	0.06	0.032	0.073	
2/10/2021						0.033
3/3/2021	<0.005	<0.005				
3/4/2021			0.061	0.037	0.076	0.037
8/25/2021		0.019		0.032		
8/26/2021			0.055		0.06	0.027
9/1/2021	0.0027 (J)					
2/8/2022						0.031
2/10/2022	0.0034 (J)	0.019	0.057	0.039	0.064	
Mean	0.004125	0.01097	0.05067	0.03344	0.1613	0.05149
Std. Dev.	0.001273	0.007869	0.01337	0.01015	0.07941	0.01701
Upper Lim.	0.005	0.0183	0.06572	0.0392	0.249	0.06255
Lower Lim.	0.0019	0.0002687	0.03336	0.02767	0.073	0.04042

Confidence Interval

Constituent: Selenium (mg/L) Analysis Run 4/19/2022 5:39 PM View: Appendix IV

Plant Yates Client: Southern Company Data: Plant Yates AMA-R6

	YGWC-42	YGWC-49	PZ-35	PZ-37	YGWC-36A
8/30/2016	0.0711				
9/1/2016		0.0086 (J)			
9/2/2016					0.0012 (J)
11/14/2016					<0.005
11/15/2016		0.0056 (J)			
11/16/2016	0.0313				
2/27/2017	0.0316	0.0098 (J)			
2/28/2017					0.0017 (J)
5/9/2017		0.0076 (J)			0.0018 (J)
5/10/2017	0.053				
7/11/2017	0.0697				
7/13/2017		0.0093 (J)			0.0031 (J)
9/22/2017					0.0024 (J)
9/29/2017					0.002 (J)
10/6/2017					<0.005
10/11/2017		0.0089 (J)			
10/12/2017	0.0594			0.234	
11/21/2017				0.225	
1/11/2018				0.168	
2/20/2018				0.315	
3/30/2018					<0.005
4/3/2018				0.28	
4/4/2018	0.055	<0.005			
6/13/2018					0.0024 (J)
6/29/2018				0.26	
8/6/2018				0.21	
9/20/2018	0.041	0.0081 (J)			
9/24/2018				0.33	
9/26/2018					0.0037 (J)
10/16/2018			<0.005		
3/6/2019					0.0033 (J)
4/4/2019					0.0029 (J)
8/22/2019	0.047				
9/26/2019		0.0077 (J)	<0.005		0.0019 (J)
10/9/2019	0.042				
3/25/2020	0.046	0.0085 (J)	<0.005		0.0024 (J)
9/24/2020	0.046	0.0091 (J)	<0.005		
9/25/2020				0.32	
10/7/2020					<0.005
2/9/2021		0.0079 (J)		0.28	
2/10/2021	0.043		<0.005		<0.005
3/4/2021	0.048	0.0058	<0.005	0.27	<0.005
8/25/2021	0.043			0.2	
9/1/2021		0.0066	0.0016 (J)		
9/3/2021					<0.005
2/8/2022		0.0075			
2/10/2022	0.044		0.003 (J)	0.2	
2/11/2022					<0.005
Mean	0.04819	0.007733	0.004325	0.2532	0.00344
Std. Dev.	0.0113	0.001429	0.001305	0.05155	0.001421
Upper Lim.	0.05555	0.008701	0.005	0.2916	0.002616
Lower Lim.	0.04084	0.006765	0.0016	0.2149	0.00179

Confidence Interval

Constituent: Thallium (mg/L) Analysis Run 4/19/2022 5:39 PM View: Appendix IV

Plant Yates Client: Southern Company Data: Plant Yates AMA-R6

	YGWC-49
9/1/2016	<0.001
11/15/2016	<0.001
2/27/2017	9E-05 (J)
5/9/2017	<0.001
7/13/2017	<0.001
10/11/2017	<0.001
4/4/2018	<0.001
9/20/2018	<0.001
9/26/2019	<0.001
3/25/2020	<0.001
9/24/2020	<0.001
2/9/2021	<0.001
2/8/2022	<0.001
Mean	0.00093
Std. Dev.	0.0002524
Upper Lim.	0.001
Lower Lim.	9E-05

FIGURE I.

Appendix IV Trend Tests - Significant Results

Plant Yates Client: Southern Company Data: Plant Yates AMA-R6 Printed 4/19/2022, 5:44 PM

Constituent	Well	Slope	Calc.	Critical	Sig.	N	%NDs	Normality	Xform	Alpha	Method
Beryllium (mg/L)	**YGWA-20S (bg)**	**-0.0005346**	**-112**	**-87**	**Yes**	**21**	**47.62**	**n/a**	**n/a**	**0.01**	**NP**
Beryllium (mg/L)	**YGWC-38**	**-0.0007575**	**-90**	**-58**	**Yes**	**16**	**0**	**n/a**	**n/a**	**0.01**	**NP**
Selenium (mg/L)	**YGWA-17S (bg)**	**0.0004358**	**94**	**81**	**Yes**	**20**	**70**	**n/a**	**n/a**	**0.01**	**NP**
Selenium (mg/L)	**YGWC-38**	**-0.055**	**-107**	**-58**	**Yes**	**16**	**0**	**n/a**	**n/a**	**0.01**	**NP**

Appendix IV Trend Tests - All Results

Plant Yates Client: Southern Company Data: Plant Yates AMA-R6 Printed 4/19/2022, 5:44 PM

Constituent	Well	Slope	Calc.	Critical	Sig.	N	%NDs	Normality	Xform	Alpha	Method
Beryllium (mg/L)	YGWA-17S (bg)	-0.0000159	-69	-81	No	20	40	n/a	n/a	0.01	NP
Beryllium (mg/L)	YGWA-18I (bg)	0	0	87	No	21	100	n/a	n/a	0.01	NP
Beryllium (mg/L)	YGWA-18S (bg)	-0.0005455	-67	-87	No	21	42.86	n/a	n/a	0.01	NP
Beryllium (mg/L)	**YGWA-20S (bg)**	**-0.0005346**	**-112**	**-87**	**Yes**	**21**	**47.62**	**n/a**	**n/a**	**0.01**	**NP**
Beryllium (mg/L)	YGWA-21I (bg)	0	0	87	No	21	100	n/a	n/a	0.01	NP
Beryllium (mg/L)	YGWA-39 (bg)	0	-10	-63	No	17	94.12	n/a	n/a	0.01	NP
Beryllium (mg/L)	YGWA-40 (bg)	-0.00001094	-24	-63	No	17	11.76	n/a	n/a	0.01	NP
Beryllium (mg/L)	YGWA-4I (bg)	0	0	87	No	21	100	n/a	n/a	0.01	NP
Beryllium (mg/L)	YGWA-5D (bg)	0	0	87	No	21	100	n/a	n/a	0.01	NP
Beryllium (mg/L)	YGWA-5I (bg)	0	0	87	No	21	100	n/a	n/a	0.01	NP
Beryllium (mg/L)	**YGWC-38**	**-0.0007575**	**-90**	**-58**	**Yes**	**16**	**0**	**n/a**	**n/a**	**0.01**	**NP**
Beryllium (mg/L)	YGWA-47 (bg)	0	-25	-48	No	14	64.29	n/a	n/a	0.01	NP
Beryllium (mg/L)	GWA-2 (bg)	0	0	199	No	37	100	n/a	n/a	0.01	NP
Beryllium (mg/L)	YGWA-14S (bg)	0	-19	-74	No	19	10.53	n/a	n/a	0.01	NP
Beryllium (mg/L)	YGWA-1D (bg)	0	0	74	No	19	100	n/a	n/a	0.01	NP
Beryllium (mg/L)	YGWA-1I (bg)	0	0	74	No	19	100	n/a	n/a	0.01	NP
Beryllium (mg/L)	YGWA-2I (bg)	0	0	74	No	19	100	n/a	n/a	0.01	NP
Beryllium (mg/L)	YGWA-30I (bg)	0	-13	-74	No	19	89.47	n/a	n/a	0.01	NP
Beryllium (mg/L)	YGWA-3D (bg)	0	0	74	No	19	100	n/a	n/a	0.01	NP
Beryllium (mg/L)	YGWA-3I (bg)	0	-10	-74	No	19	94.74	n/a	n/a	0.01	NP
Selenium (mg/L)	**YGWA-17S (bg)**	**0.0004358**	**94**	**81**	**Yes**	**20**	**70**	**n/a**	**n/a**	**0.01**	**NP**
Selenium (mg/L)	YGWA-18I (bg)	0	0	87	No	21	100	n/a	n/a	0.01	NP
Selenium (mg/L)	YGWA-18S (bg)	0	0	87	No	21	100	n/a	n/a	0.01	NP
Selenium (mg/L)	YGWA-20S (bg)	0	0	87	No	21	100	n/a	n/a	0.01	NP
Selenium (mg/L)	YGWA-21I (bg)	0	37	87	No	21	90.48	n/a	n/a	0.01	NP
Selenium (mg/L)	YGWA-39 (bg)	0	2	63	No	17	94.12	n/a	n/a	0.01	NP
Selenium (mg/L)	YGWA-40 (bg)	-0.000656	-47	-63	No	17	35.29	n/a	n/a	0.01	NP
Selenium (mg/L)	YGWA-4I (bg)	0	3	87	No	21	90.48	n/a	n/a	0.01	NP
Selenium (mg/L)	YGWA-5D (bg)	0	0	87	No	21	100	n/a	n/a	0.01	NP
Selenium (mg/L)	YGWA-5I (bg)	0	18	87	No	21	95.24	n/a	n/a	0.01	NP
Selenium (mg/L)	**YGWC-38**	**-0.055**	**-107**	**-58**	**Yes**	**16**	**0**	**n/a**	**n/a**	**0.01**	**NP**
Selenium (mg/L)	YGWA-47 (bg)	0	17	38	No	12	83.33	n/a	n/a	0.01	NP
Selenium (mg/L)	GWA-2 (bg)	0	0	199	No	37	100	n/a	n/a	0.01	NP
Selenium (mg/L)	YGWA-14S (bg)	0	42	74	No	19	68.42	n/a	n/a	0.01	NP
Selenium (mg/L)	YGWA-1D (bg)	0	0	74	No	19	100	n/a	n/a	0.01	NP
Selenium (mg/L)	YGWA-1I (bg)	0	0	74	No	19	100	n/a	n/a	0.01	NP
Selenium (mg/L)	YGWA-2I (bg)	0	0	74	No	19	100	n/a	n/a	0.01	NP
Selenium (mg/L)	YGWA-30I (bg)	0	0	74	No	19	100	n/a	n/a	0.01	NP
Selenium (mg/L)	YGWA-3D (bg)	0	0	74	No	19	100	n/a	n/a	0.01	NP
Selenium (mg/L)	YGWA-3I (bg)	0	0	74	No	19	100	n/a	n/a	0.01	NP
Selenium (mg/L)	PZ-37	-0.003058	-4	-43	No	13	0	n/a	n/a	0.01	NP

Sanitas™ v.9.6.32j Groundwater Stats Consulting. UG
Hollow symbols indicate censored values.

Sen's Slope Estimator

YGWA-17S (bg)

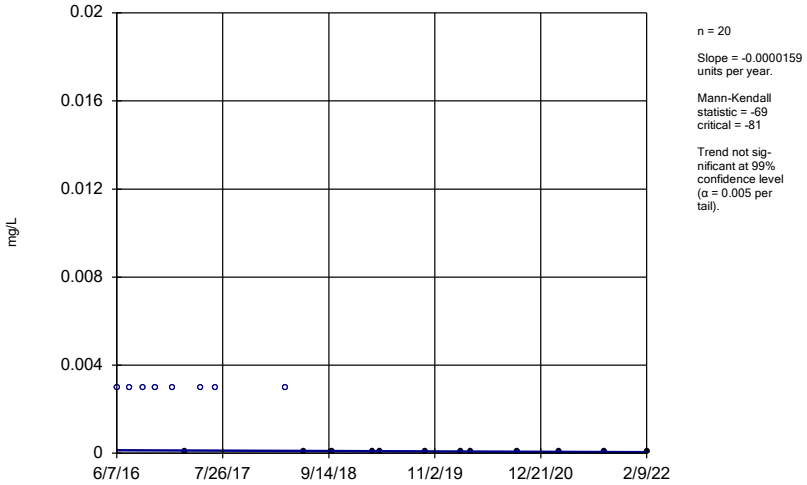

n = 20

Slope = -0.0000159 units per year.

Mann-Kendall statistic = -69
critical = -81

Trend not significant at 99% confidence level (α = 0.005 per tail).

Constituent: Beryllium Analysis Run 4/19/2022 5:42 PM View: Appendix IV Trend Tests
Plant Yates Client: Southern Company Data: Plant Yates AMA-R6

Sanitas™ v.9.6.32j Groundwater Stats Consulting. UG
Hollow symbols indicate censored values.

Sen's Slope Estimator

YGWA-18I (bg)

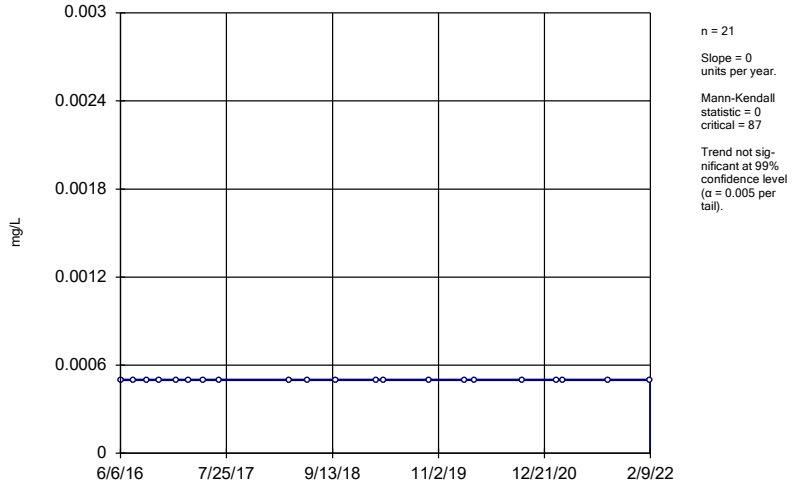

n = 21

Slope = 0 units per year.

Mann-Kendall statistic = 0
critical = 87

Trend not significant at 99% confidence level (α = 0.005 per tail).

Constituent: Beryllium Analysis Run 4/19/2022 5:42 PM View: Appendix IV Trend Tests
Plant Yates Client: Southern Company Data: Plant Yates AMA-R6

Sanitas™ v.9.6.32j Groundwater Stats Consulting. UG
Hollow symbols indicate censored values.

Sen's Slope Estimator

YGWA-18S (bg)

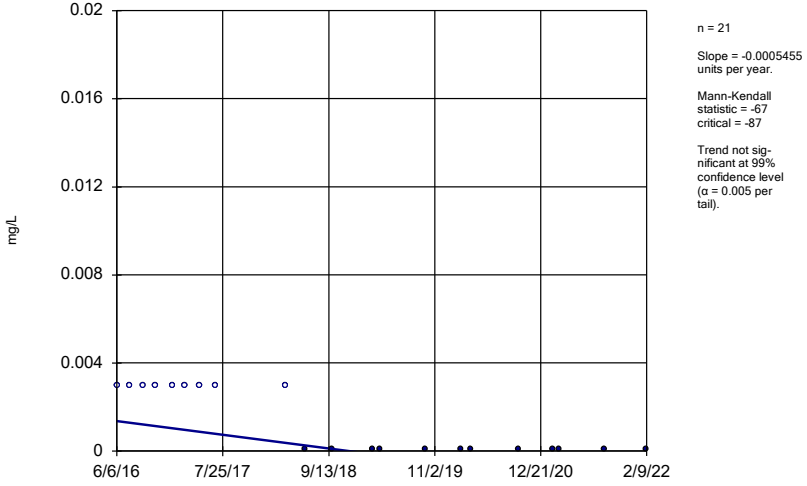

n = 21

Slope = -0.0005455 units per year.

Mann-Kendall statistic = -67
critical = -87

Trend not significant at 99% confidence level (α = 0.005 per tail).

Constituent: Beryllium Analysis Run 4/19/2022 5:42 PM View: Appendix IV Trend Tests
Plant Yates Client: Southern Company Data: Plant Yates AMA-R6

Sanitas™ v.9.6.32j Groundwater Stats Consulting. UG
Hollow symbols indicate censored values.

Sen's Slope Estimator

YGWA-20S (bg)

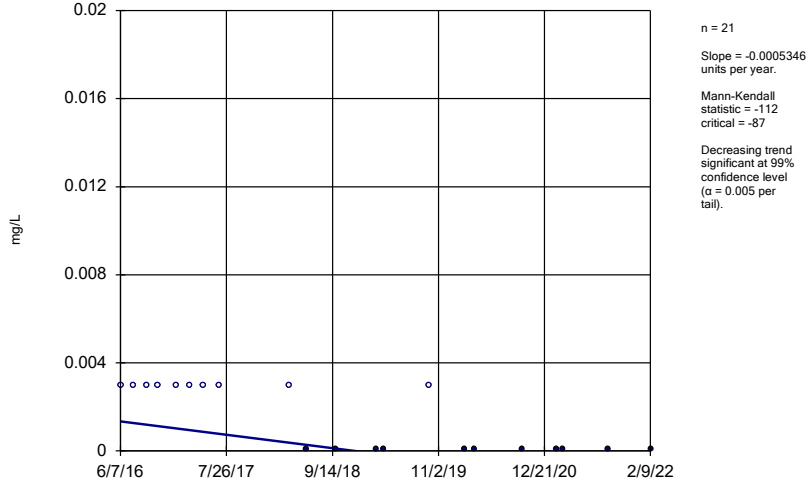

n = 21

Slope = -0.0005346 units per year.

Mann-Kendall statistic = -112
critical = -87

Decreasing trend significant at 99% confidence level (α = 0.005 per tail).

Constituent: Beryllium Analysis Run 4/19/2022 5:42 PM View: Appendix IV Trend Tests
Plant Yates Client: Southern Company Data: Plant Yates AMA-R6

Sanitas™ v.9.6.32j Groundwater Stats Consulting. UG
Hollow symbols indicate censored values.

Sen's Slope Estimator

YGWA-21I (bg)

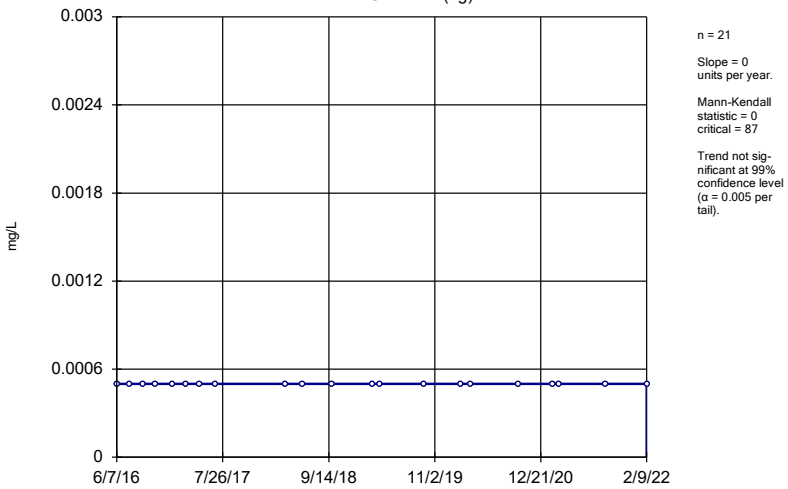

n = 21

Slope = 0 units per year.

Mann-Kendall statistic = 0
critical = 87

Trend not significant at 99% confidence level (α = 0.005 per tail).

Constituent: Beryllium Analysis Run 4/19/2022 5:42 PM View: Appendix IV Trend Tests
Plant Yates Client: Southern Company Data: Plant Yates AMA-R6

Sanitas™ v.9.6.32j Groundwater Stats Consulting. UG
Hollow symbols indicate censored values.

Sen's Slope Estimator

YGWA-39 (bg)

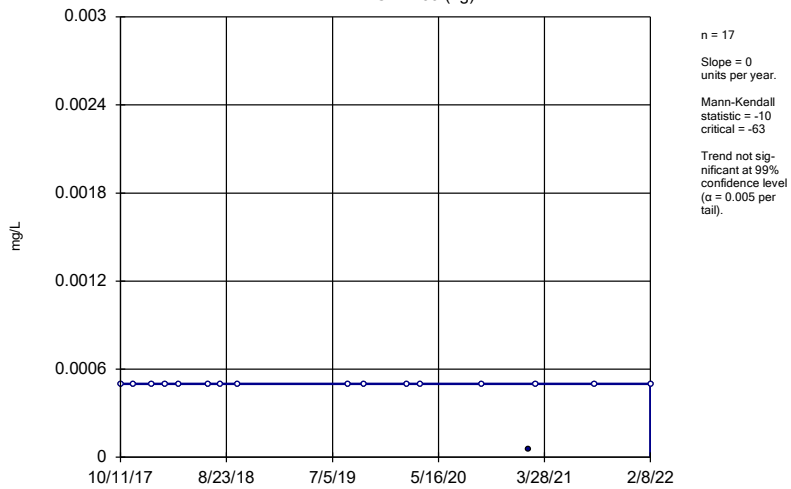

n = 17

Slope = 0 units per year.

Mann-Kendall statistic = -10
critical = -63

Trend not significant at 99% confidence level (α = 0.005 per tail).

Constituent: Beryllium Analysis Run 4/19/2022 5:42 PM View: Appendix IV Trend Tests
Plant Yates Client: Southern Company Data: Plant Yates AMA-R6

Sanitas™ v.9.6.32j Groundwater Stats Consulting. UG
Hollow symbols indicate censored values.

Sen's Slope Estimator

YGWA-40 (bg)

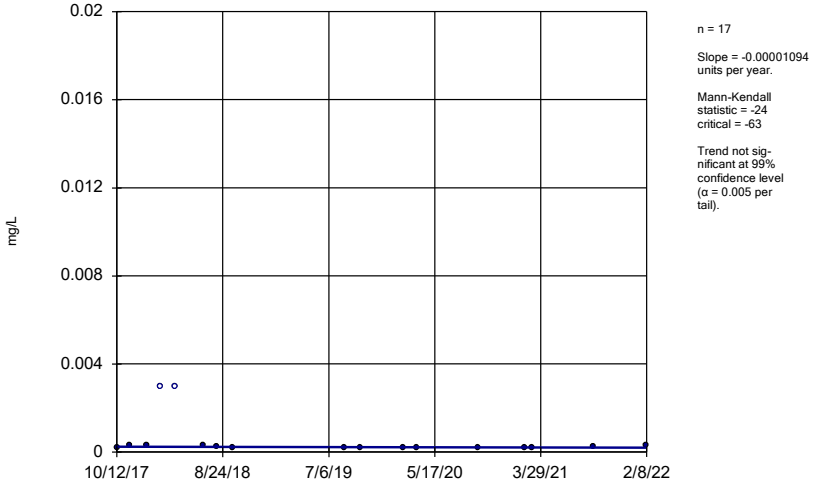

n = 17

Slope = -0.00001094 units per year.

Mann-Kendall statistic = -24
critical = -63

Trend not significant at 99% confidence level (α = 0.005 per tail).

Constituent: Beryllium Analysis Run 4/19/2022 5:42 PM View: Appendix IV Trend Tests
Plant Yates Client: Southern Company Data: Plant Yates AMA-R6

Sanitas™ v.9.6.32j Groundwater Stats Consulting. UG
Hollow symbols indicate censored values.

Sen's Slope Estimator

YGWA-4I (bg)

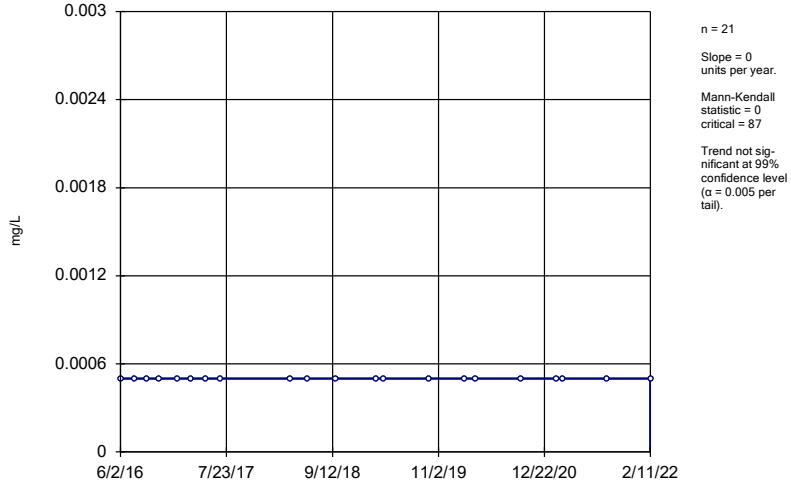

n = 21

Slope = 0 units per year.

Mann-Kendall statistic = 0
critical = 87

Trend not significant at 99% confidence level (α = 0.005 per tail).

Constituent: Beryllium Analysis Run 4/19/2022 5:42 PM View: Appendix IV Trend Tests
Plant Yates Client: Southern Company Data: Plant Yates AMA-R6

Sanitas™ v.9.6.32j Groundwater Stats Consulting. UG
Hollow symbols indicate censored values.

Sen's Slope Estimator

YGWA-5D (bg)

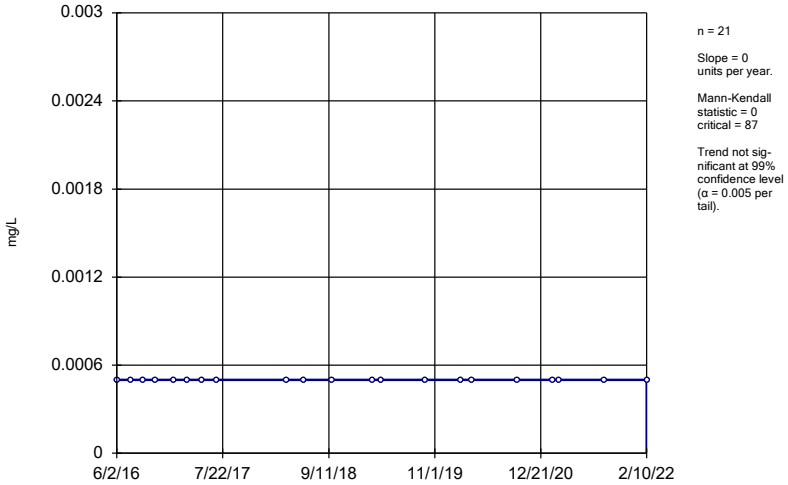

n = 21

Slope = 0 units per year.

Mann-Kendall statistic = 0 critical = 87

Trend not significant at 99% confidence level (α = 0.005 per tail).

Constituent: Beryllium Analysis Run 4/19/2022 5:42 PM View: Appendix IV Trend Tests
Plant Yates Client: Southern Company Data: Plant Yates AMA-R6

Sanitas™ v.9.6.32j Groundwater Stats Consulting. UG
Hollow symbols indicate censored values.

Sen's Slope Estimator

YGWA-5I (bg)

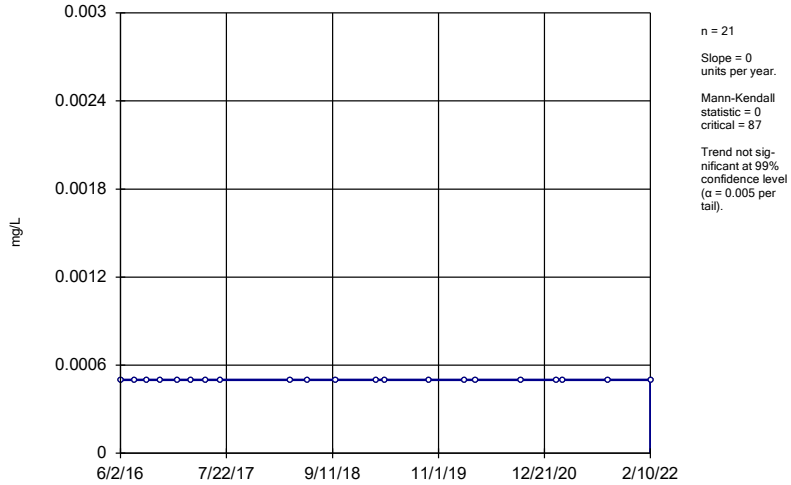

n = 21

Slope = 0 units per year.

Mann-Kendall statistic = 0 critical = 87

Trend not significant at 99% confidence level (α = 0.005 per tail).

Constituent: Beryllium Analysis Run 4/19/2022 5:42 PM View: Appendix IV Trend Tests
Plant Yates Client: Southern Company Data: Plant Yates AMA-R6

Sanitas™ v.9.6.32j Groundwater Stats Consulting. UG

Sen's Slope Estimator

YGWC-38

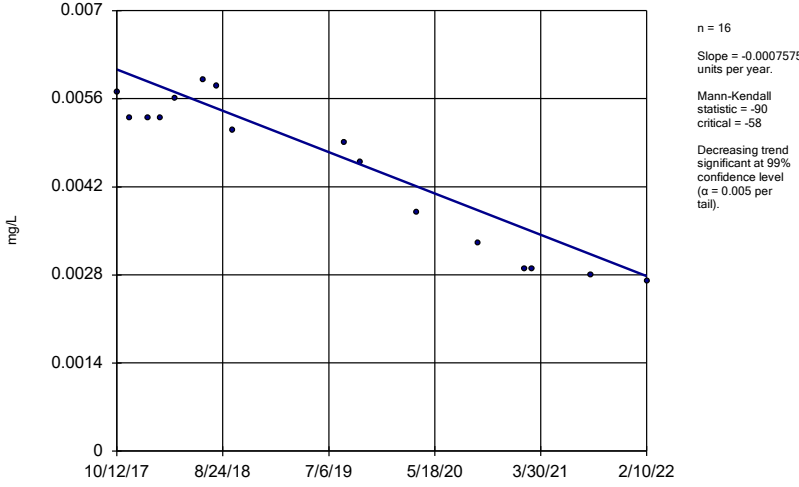

n = 16

Slope = -0.0007575 units per year.

Mann-Kendall statistic = -90 critical = -58

Decreasing trend significant at 99% confidence level (α = 0.005 per tail).

Constituent: Beryllium Analysis Run 4/19/2022 5:42 PM View: Appendix IV Trend Tests
Plant Yates Client: Southern Company Data: Plant Yates AMA-R6

Sanitas™ v.9.6.32j Groundwater Stats Consulting. UG
Hollow symbols indicate censored values.

Sen's Slope Estimator

YGWA-47 (bg)

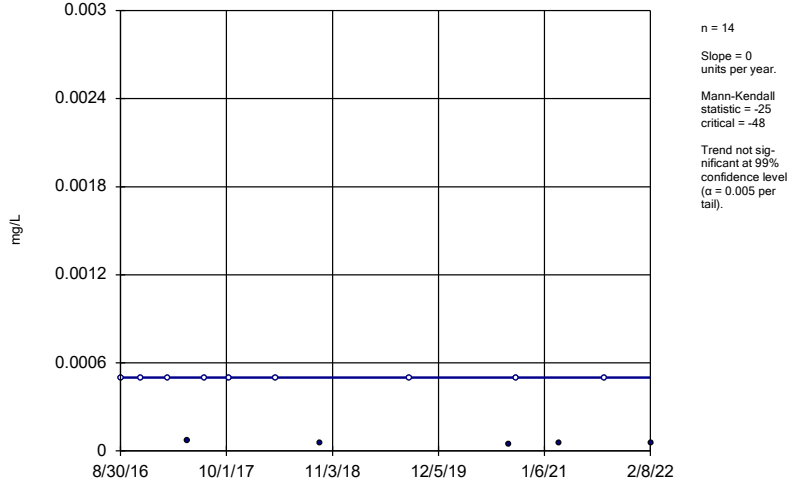

n = 14

Slope = 0 units per year.

Mann-Kendall statistic = -25 critical = -48

Trend not significant at 99% confidence level (α = 0.005 per tail).

Constituent: Beryllium Analysis Run 4/19/2022 5:42 PM View: Appendix IV Trend Tests
Plant Yates Client: Southern Company Data: Plant Yates AMA-R6

Sanitas™ v.9.6.32j Groundwater Stats Consulting. UG
Hollow symbols indicate censored values.

Sen's Slope Estimator

GWA-2 (bg)

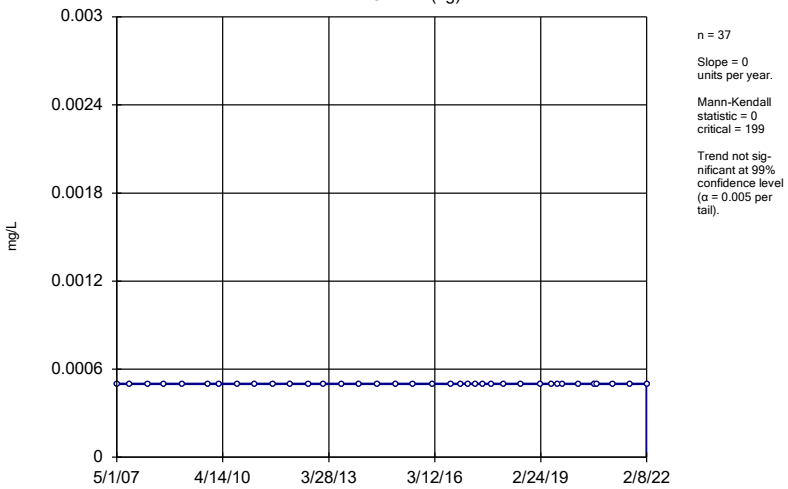

n = 37

Slope = 0 units per year.

Mann-Kendall statistic = 0
critical = 199

Trend not significant at 99% confidence level (α = 0.005 per tail).

Constituent: Beryllium Analysis Run 4/19/2022 5:42 PM View: Appendix IV Trend Tests
Plant Yates Client: Southern Company Data: Plant Yates AMA-R6

Sanitas™ v.9.6.32j Groundwater Stats Consulting. UG
Hollow symbols indicate censored values.

Sen's Slope Estimator

YGWA-14S (bg)

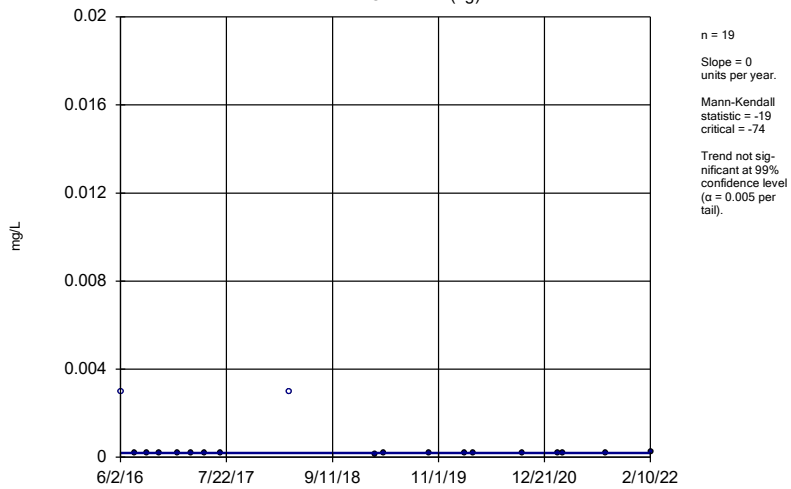

n = 19

Slope = 0 units per year.

Mann-Kendall statistic = -19
critical = -74

Trend not significant at 99% confidence level (α = 0.005 per tail).

Constituent: Beryllium Analysis Run 4/19/2022 5:42 PM View: Appendix IV Trend Tests
Plant Yates Client: Southern Company Data: Plant Yates AMA-R6

Sanitas™ v.9.6.32j Groundwater Stats Consulting. UG
Hollow symbols indicate censored values.

Sen's Slope Estimator

YGWA-1D (bg)

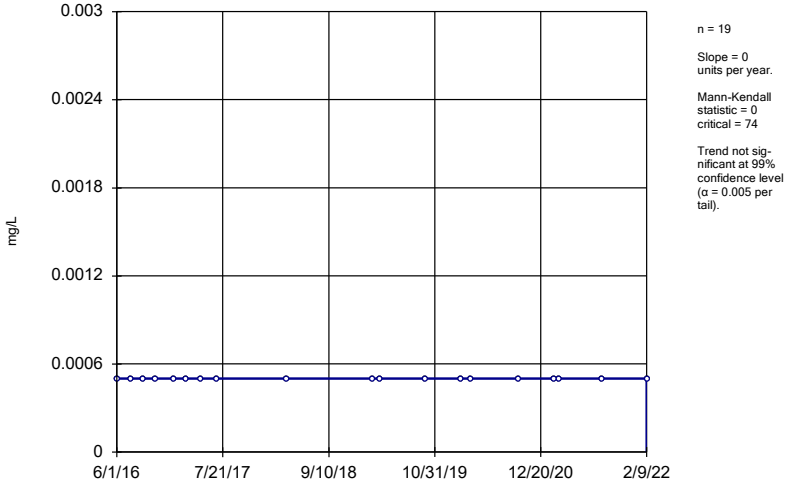

n = 19

Slope = 0 units per year.

Mann-Kendall statistic = 0
critical = 74

Trend not significant at 99% confidence level (α = 0.005 per tail).

Constituent: Beryllium Analysis Run 4/19/2022 5:42 PM View: Appendix IV Trend Tests
Plant Yates Client: Southern Company Data: Plant Yates AMA-R6

Sanitas™ v.9.6.32j Groundwater Stats Consulting. UG
Hollow symbols indicate censored values.

Sen's Slope Estimator

YGWA-1I (bg)

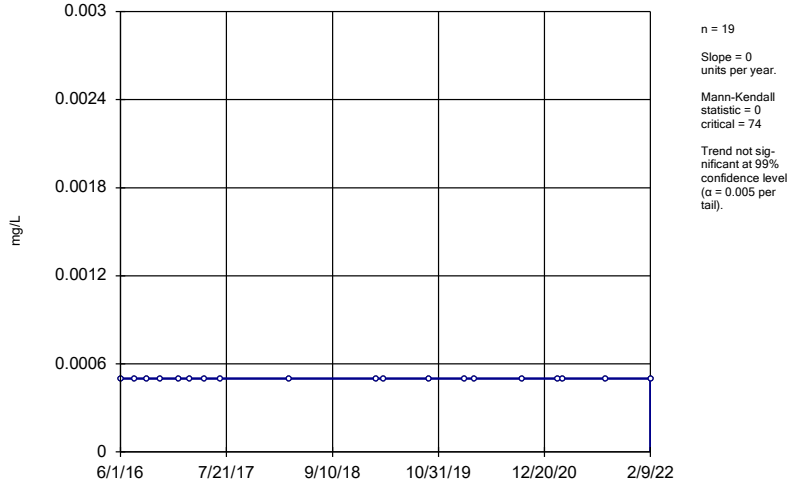

n = 19

Slope = 0 units per year.

Mann-Kendall statistic = 0
critical = 74

Trend not significant at 99% confidence level (α = 0.005 per tail).

Constituent: Beryllium Analysis Run 4/19/2022 5:42 PM View: Appendix IV Trend Tests
Plant Yates Client: Southern Company Data: Plant Yates AMA-R6

Sanitas™ v.9.6.32j Groundwater Stats Consulting. UG
Hollow symbols indicate censored values.

Sen's Slope Estimator

YGWA-2I (bg)

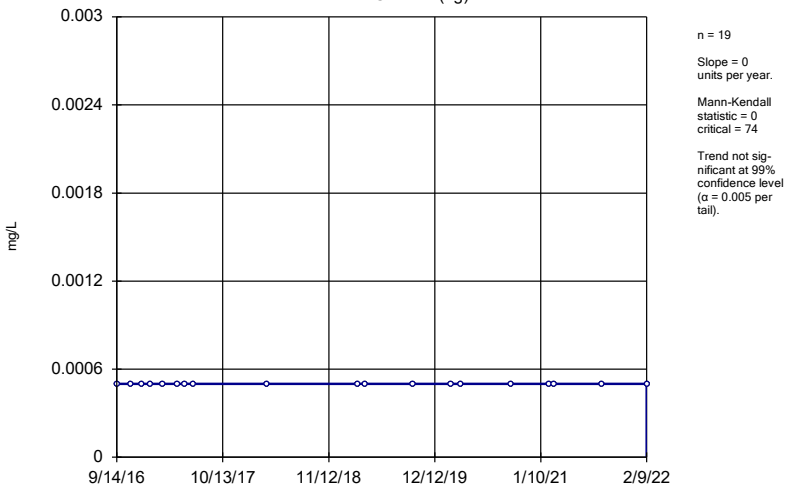

n = 19

Slope = 0 units per year.

Mann-Kendall statistic = 0 critical = 74

Trend not significant at 99% confidence level (α = 0.005 per tail).

Constituent: Beryllium Analysis Run 4/19/2022 5:42 PM View: Appendix IV Trend Tests
Plant Yates Client: Southern Company Data: Plant Yates AMA-R6

Sanitas™ v.9.6.32j Groundwater Stats Consulting. UG
Hollow symbols indicate censored values.

Sen's Slope Estimator

YGWA-30I (bg)

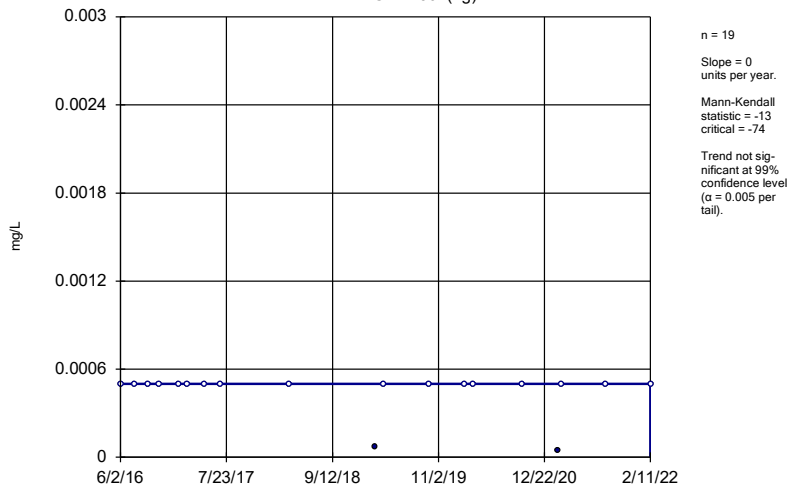

n = 19

Slope = 0 units per year.

Mann-Kendall statistic = -13 critical = -74

Trend not significant at 99% confidence level (α = 0.005 per tail).

Constituent: Beryllium Analysis Run 4/19/2022 5:42 PM View: Appendix IV Trend Tests
Plant Yates Client: Southern Company Data: Plant Yates AMA-R6

Sanitas™ v.9.6.32j Groundwater Stats Consulting. UG
Hollow symbols indicate censored values.

Sen's Slope Estimator

YGWA-3D (bg)

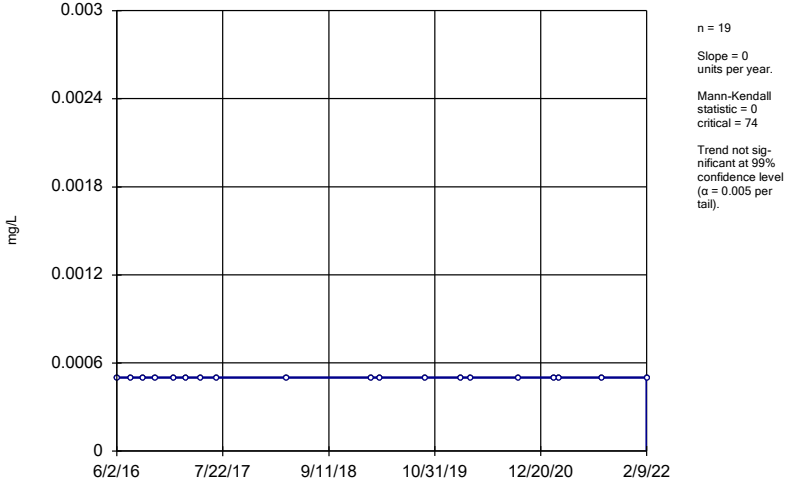

n = 19

Slope = 0 units per year.

Mann-Kendall statistic = 0 critical = 74

Trend not significant at 99% confidence level (α = 0.005 per tail).

Constituent: Beryllium Analysis Run 4/19/2022 5:42 PM View: Appendix IV Trend Tests
Plant Yates Client: Southern Company Data: Plant Yates AMA-R6

Sanitas™ v.9.6.32j Groundwater Stats Consulting. UG
Hollow symbols indicate censored values.

Sen's Slope Estimator

YGWA-3I (bg)

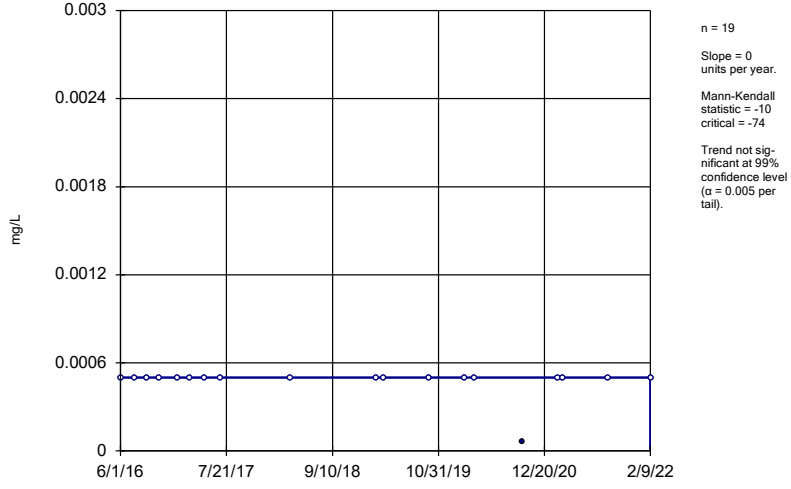

n = 19

Slope = 0 units per year.

Mann-Kendall statistic = -10 critical = -74

Trend not significant at 99% confidence level (α = 0.005 per tail).

Constituent: Beryllium Analysis Run 4/19/2022 5:42 PM View: Appendix IV Trend Tests
Plant Yates Client: Southern Company Data: Plant Yates AMA-R6

Sanitas™ v.9.6.32j Groundwater Stats Consulting. UG
Hollow symbols indicate censored values.

Sen's Slope Estimator

YGWA-17S (bg)

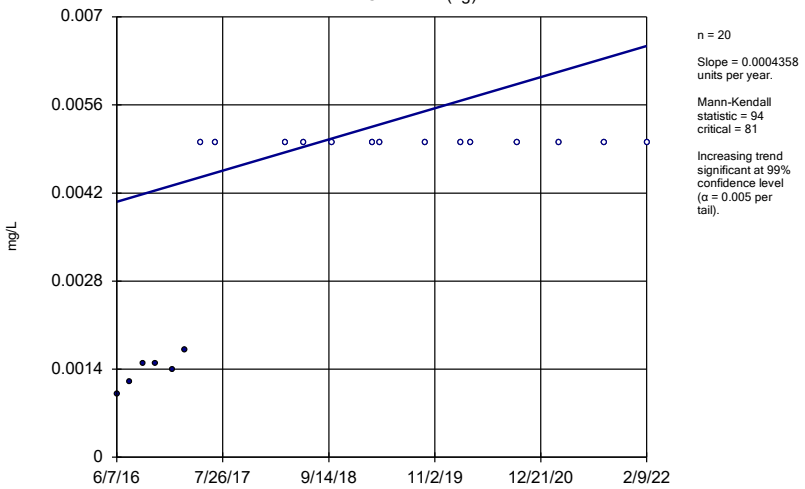

n = 20

Slope = 0.0004358 units per year.

Mann-Kendall statistic = 94
critical = 81

Increasing trend significant at 99% confidence level (α = 0.005 per tail).

Constituent: Selenium Analysis Run 4/19/2022 5:42 PM View: Appendix IV Trend Tests
Plant Yates Client: Southern Company Data: Plant Yates AMA-R6

Sanitas™ v.9.6.32j Groundwater Stats Consulting. UG
Hollow symbols indicate censored values.

Sen's Slope Estimator

YGWA-18I (bg)

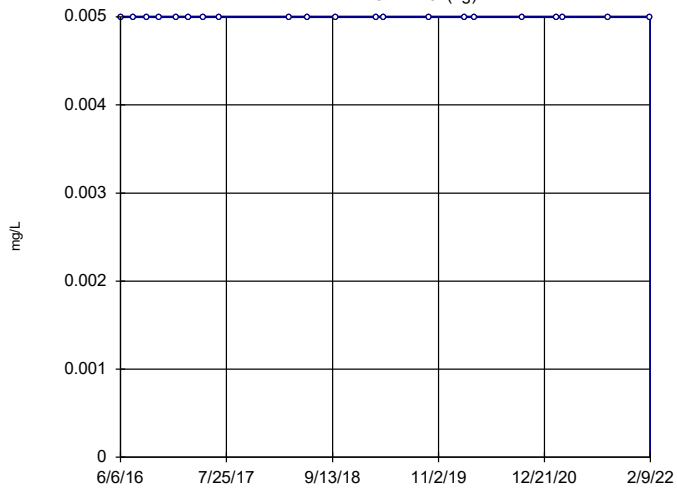

n = 21

Slope = 0 units per year.

Mann-Kendall statistic = 0
critical = 87

Trend not significant at 99% confidence level (α = 0.005 per tail).

Constituent: Selenium Analysis Run 4/19/2022 5:43 PM View: Appendix IV Trend Tests
Plant Yates Client: Southern Company Data: Plant Yates AMA-R6

Sanitas™ v.9.6.32j Groundwater Stats Consulting. UG
Hollow symbols indicate censored values.

Sen's Slope Estimator

YGWA-18S (bg)

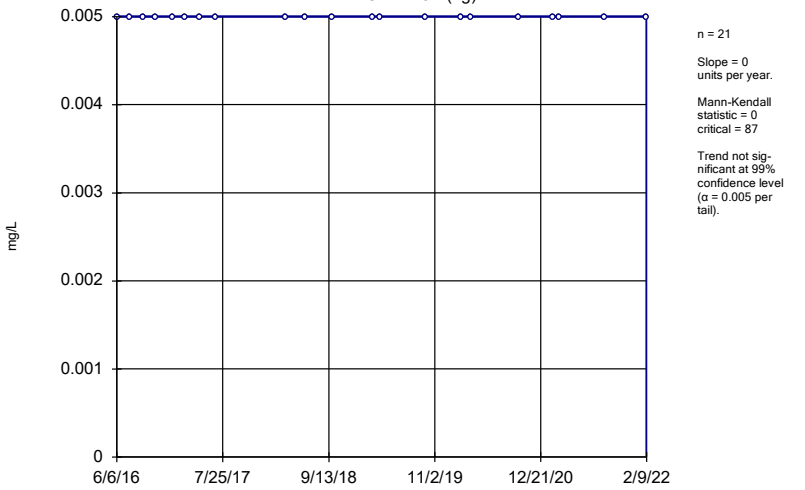

n = 21

Slope = 0 units per year.

Mann-Kendall statistic = 0
critical = 87

Trend not significant at 99% confidence level (α = 0.005 per tail).

Constituent: Selenium Analysis Run 4/19/2022 5:43 PM View: Appendix IV Trend Tests
Plant Yates Client: Southern Company Data: Plant Yates AMA-R6

Sanitas™ v.9.6.32j Groundwater Stats Consulting. UG
Hollow symbols indicate censored values.

Sen's Slope Estimator

YGWA-20S (bg)

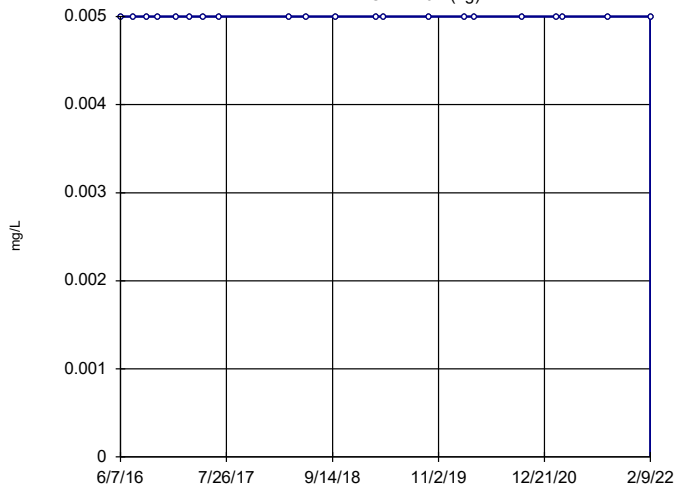

n = 21

Slope = 0 units per year.

Mann-Kendall statistic = 0
critical = 87

Trend not significant at 99% confidence level (α = 0.005 per tail).

Constituent: Selenium Analysis Run 4/19/2022 5:43 PM View: Appendix IV Trend Tests
Plant Yates Client: Southern Company Data: Plant Yates AMA-R6

Sanitas™ v.9.6.32j Groundwater Stats Consulting. UG
Hollow symbols indicate censored values.

Sen's Slope Estimator

YGWA-21I (bg)

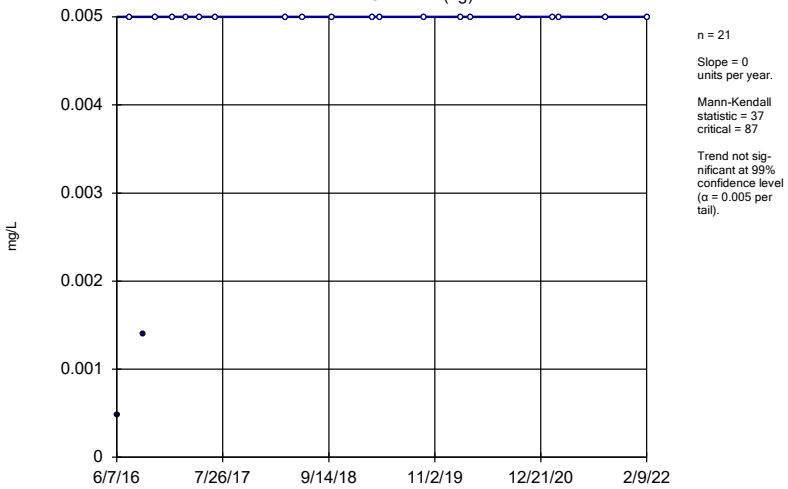

n = 21

Slope = 0 units per year.

Mann-Kendall statistic = 37
critical = 87

Trend not significant at 99% confidence level (α = 0.005 per tail).

Constituent: Selenium Analysis Run 4/19/2022 5:43 PM View: Appendix IV Trend Tests
Plant Yates Client: Southern Company Data: Plant Yates AMA-R6

Sanitas™ v.9.6.32j Groundwater Stats Consulting. UG
Hollow symbols indicate censored values.

Sen's Slope Estimator

YGWA-39 (bg)

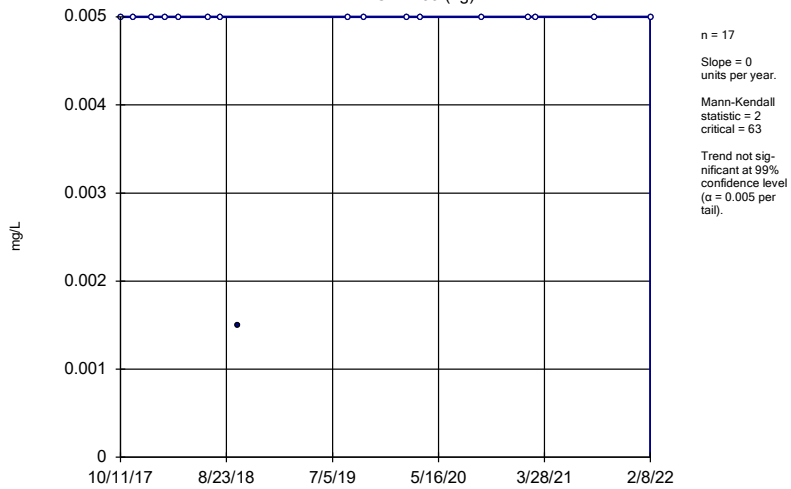

n = 17

Slope = 0 units per year.

Mann-Kendall statistic = 2
critical = 63

Trend not significant at 99% confidence level (α = 0.005 per tail).

Constituent: Selenium Analysis Run 4/19/2022 5:43 PM View: Appendix IV Trend Tests
Plant Yates Client: Southern Company Data: Plant Yates AMA-R6

Sanitas™ v.9.6.32j Groundwater Stats Consulting. UG
Hollow symbols indicate censored values.

Sen's Slope Estimator

YGWA-40 (bg)

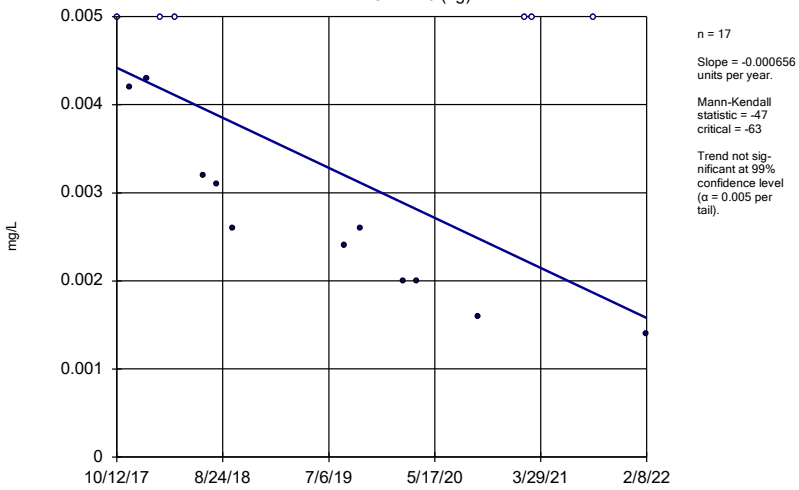

n = 17

Slope = -0.000656 units per year.

Mann-Kendall statistic = -47
critical = -63

Trend not significant at 99% confidence level (α = 0.005 per tail).

Constituent: Selenium Analysis Run 4/19/2022 5:43 PM View: Appendix IV Trend Tests
Plant Yates Client: Southern Company Data: Plant Yates AMA-R6

Sanitas™ v.9.6.32j Groundwater Stats Consulting. UG
Hollow symbols indicate censored values.

Sen's Slope Estimator

YGWA-4I (bg)

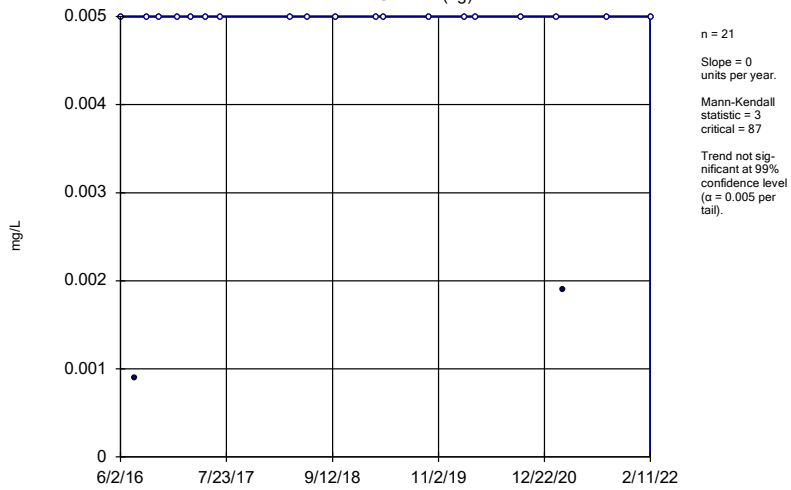

n = 21

Slope = 0 units per year.

Mann-Kendall statistic = 3
critical = 87

Trend not significant at 99% confidence level (α = 0.005 per tail).

Constituent: Selenium Analysis Run 4/19/2022 5:43 PM View: Appendix IV Trend Tests
Plant Yates Client: Southern Company Data: Plant Yates AMA-R6

Sanitas™ v.9.6.32j Groundwater Stats Consulting. UG
Hollow symbols indicate censored values.

Sen's Slope Estimator

YGWA-5D (bg)

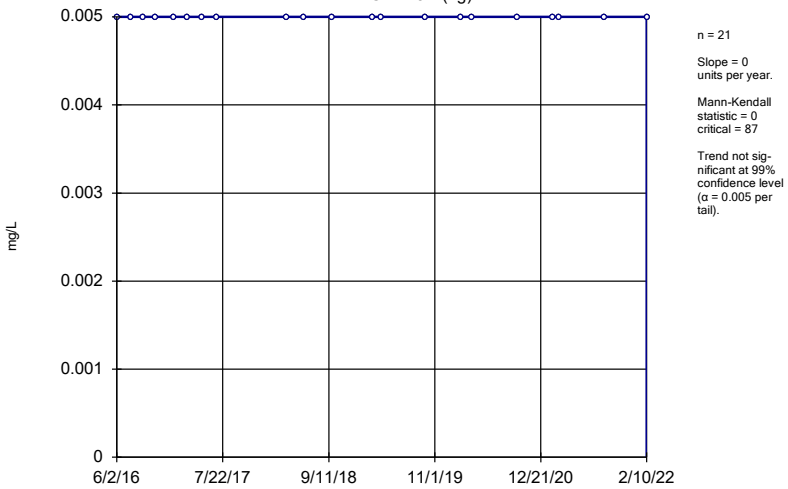

n = 21

Slope = 0
units per year.

Mann-Kendall
statistic = 0
critical = 87

Trend not sig-
nificant at 99%
confidence level
(α = 0.005 per
tail).

Constituent: Selenium Analysis Run 4/19/2022 5:43 PM View: Appendix IV Trend Tests
Plant Yates Client: Southern Company Data: Plant Yates AMA-R6

Sanitas™ v.9.6.32j Groundwater Stats Consulting. UG
Hollow symbols indicate censored values.

Sen's Slope Estimator

YGWA-5I (bg)

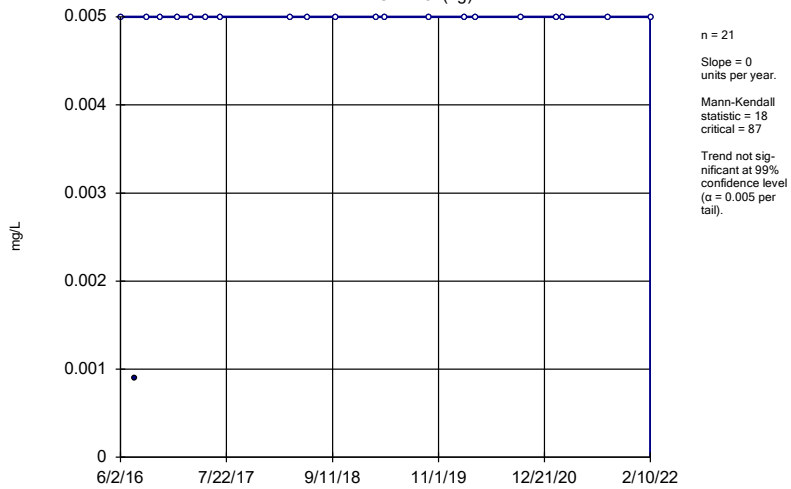

n = 21

Slope = 0
units per year.

Mann-Kendall
statistic = 18
critical = 87

Trend not sig-
nificant at 99%
confidence level
(α = 0.005 per
tail).

Constituent: Selenium Analysis Run 4/19/2022 5:43 PM View: Appendix IV Trend Tests
Plant Yates Client: Southern Company Data: Plant Yates AMA-R6

Sanitas™ v.9.6.32j Groundwater Stats Consulting. UG

Sen's Slope Estimator

YGWC-38

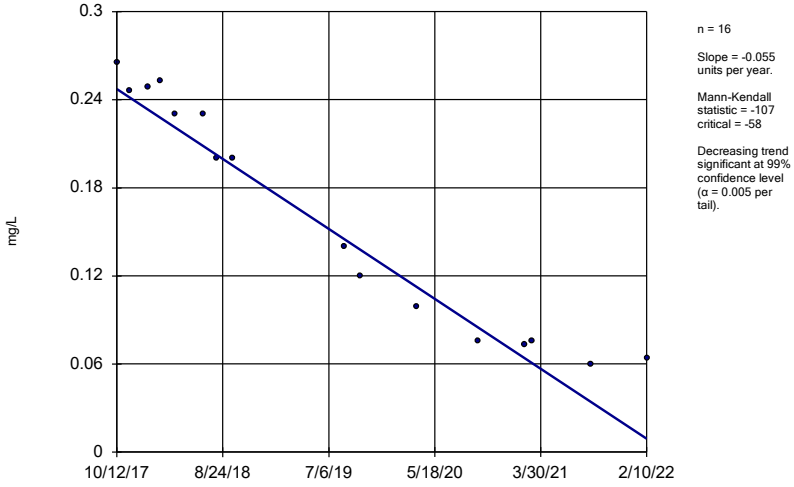

n = 16

Slope = -0.055
units per year.

Mann-Kendall
statistic = -107
critical = -58

Decreasing trend
significant at 99%
confidence level
(α = 0.005 per
tail).

Constituent: Selenium Analysis Run 4/19/2022 5:43 PM View: Appendix IV Trend Tests
Plant Yates Client: Southern Company Data: Plant Yates AMA-R6

Sanitas™ v.9.6.32j Groundwater Stats Consulting. UG
Hollow symbols indicate censored values.

Sen's Slope Estimator

YGWA-47 (bg)

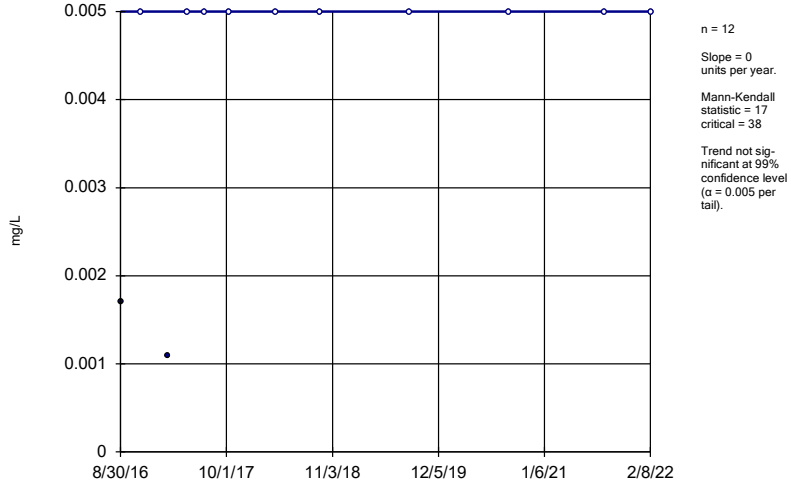

n = 12

Slope = 0
units per year.

Mann-Kendall
statistic = 17
critical = 38

Trend not sig-
nificant at 99%
confidence level
(α = 0.005 per
tail).

Constituent: Selenium Analysis Run 4/19/2022 5:43 PM View: Appendix IV Trend Tests
Plant Yates Client: Southern Company Data: Plant Yates AMA-R6

Sanitas™ v.9.6.32j Groundwater Stats Consulting. UG
Hollow symbols indicate censored values.

Sen's Slope Estimator

GWA-2 (bg)

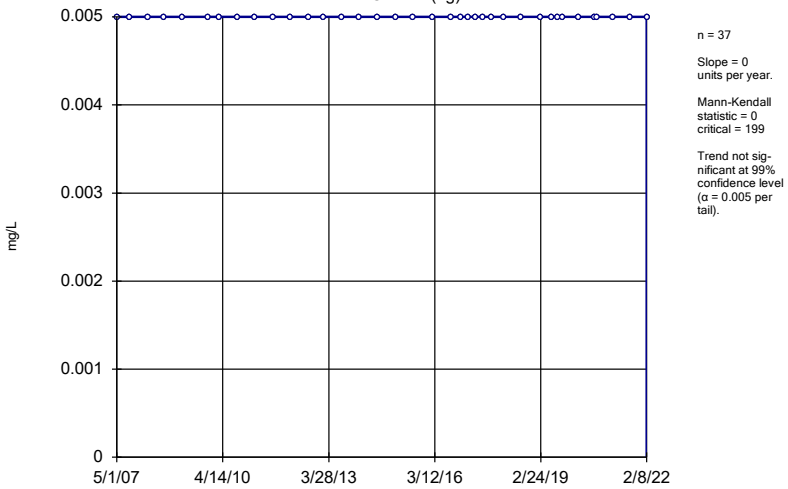

n = 37

Slope = 0 units per year.

Mann-Kendall statistic = 0 critical = 199

Trend not significant at 99% confidence level (α = 0.005 per tail).

Constituent: Selenium Analysis Run 4/19/2022 5:43 PM View: Appendix IV Trend Tests
Plant Yates Client: Southern Company Data: Plant Yates AMA-R6

Sanitas™ v.9.6.32j Groundwater Stats Consulting. UG
Hollow symbols indicate censored values.

Sen's Slope Estimator

YGWA-14S (bg)

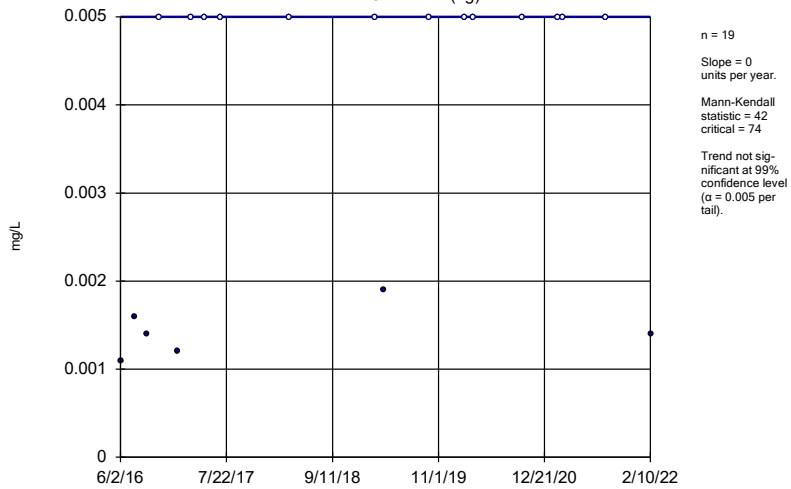

n = 19

Slope = 0 units per year.

Mann-Kendall statistic = 42 critical = 74

Trend not significant at 99% confidence level (α = 0.005 per tail).

Constituent: Selenium Analysis Run 4/19/2022 5:43 PM View: Appendix IV Trend Tests
Plant Yates Client: Southern Company Data: Plant Yates AMA-R6

Sanitas™ v.9.6.32j Groundwater Stats Consulting. UG
Hollow symbols indicate censored values.

Sen's Slope Estimator

YGWA-1D (bg)

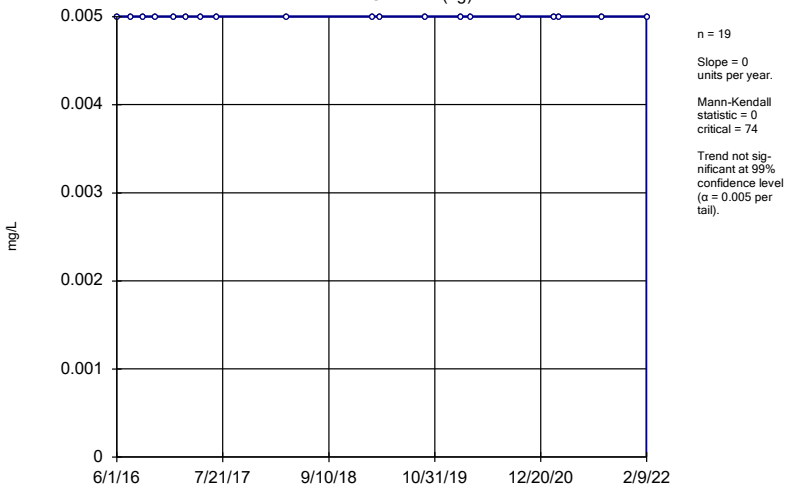

n = 19

Slope = 0 units per year.

Mann-Kendall statistic = 0 critical = 74

Trend not significant at 99% confidence level (α = 0.005 per tail).

Constituent: Selenium Analysis Run 4/19/2022 5:43 PM View: Appendix IV Trend Tests
Plant Yates Client: Southern Company Data: Plant Yates AMA-R6

Sanitas™ v.9.6.32j Groundwater Stats Consulting. UG
Hollow symbols indicate censored values.

Sen's Slope Estimator

YGWA-1I (bg)

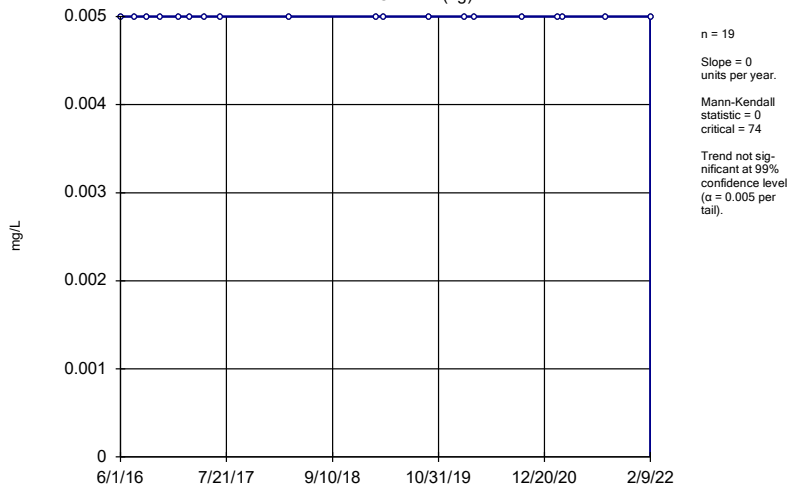

n = 19

Slope = 0 units per year.

Mann-Kendall statistic = 0 critical = 74

Trend not significant at 99% confidence level (α = 0.005 per tail).

Constituent: Selenium Analysis Run 4/19/2022 5:43 PM View: Appendix IV Trend Tests
Plant Yates Client: Southern Company Data: Plant Yates AMA-R6

Sanitas™ v.9.6.32j Groundwater Stats Consulting. UG
Hollow symbols indicate censored values.

Sen's Slope Estimator

YGWA-2I (bg)

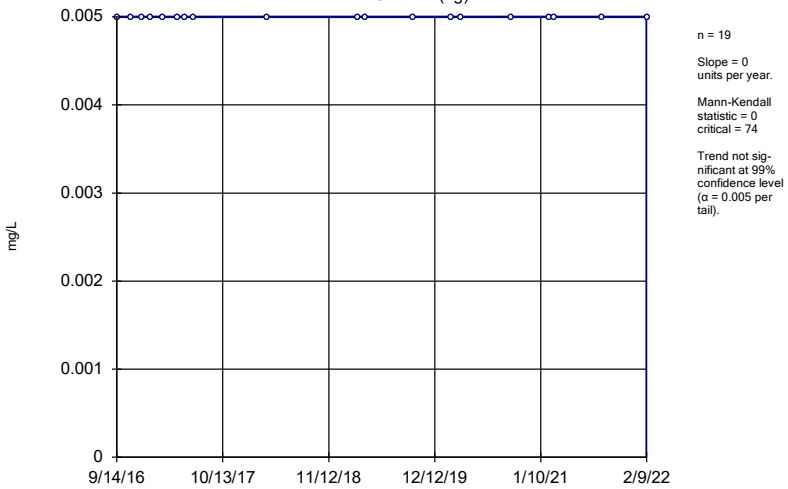

n = 19

Slope = 0 units per year.

Mann-Kendall statistic = 0
critical = 74

Trend not significant at 99% confidence level (α = 0.005 per tail).

Constituent: Selenium Analysis Run 4/19/2022 5:43 PM View: Appendix IV Trend Tests
Plant Yates Client: Southern Company Data: Plant Yates AMA-R6

Sanitas™ v.9.6.32j Groundwater Stats Consulting. UG
Hollow symbols indicate censored values.

Sen's Slope Estimator

YGWA-30I (bg)

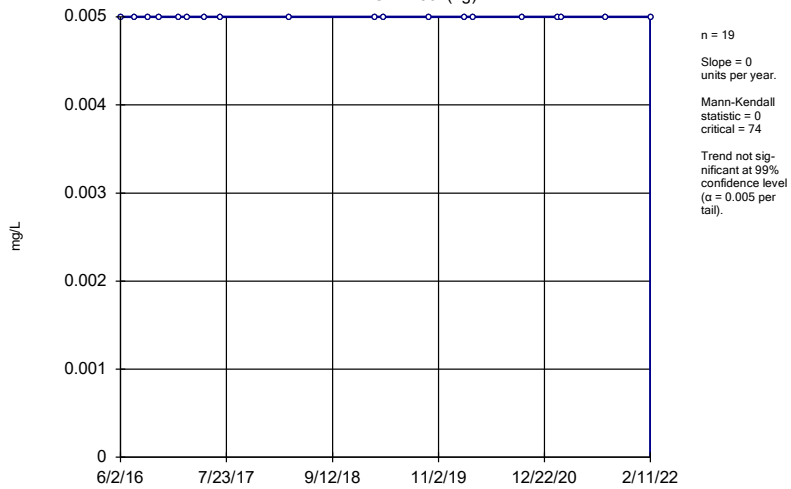

n = 19

Slope = 0 units per year.

Mann-Kendall statistic = 0
critical = 74

Trend not significant at 99% confidence level (α = 0.005 per tail).

Constituent: Selenium Analysis Run 4/19/2022 5:43 PM View: Appendix IV Trend Tests
Plant Yates Client: Southern Company Data: Plant Yates AMA-R6

Sanitas™ v.9.6.32j Groundwater Stats Consulting. UG
Hollow symbols indicate censored values.

Sen's Slope Estimator

YGWA-3D (bg)

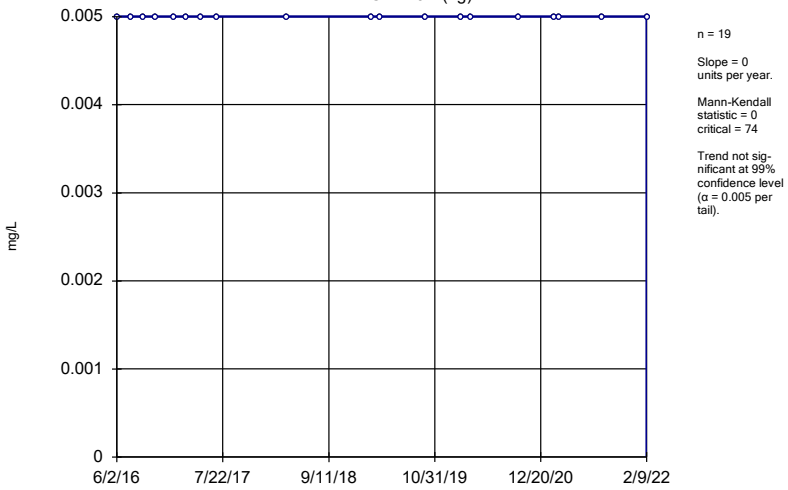

n = 19

Slope = 0 units per year.

Mann-Kendall statistic = 0
critical = 74

Trend not significant at 99% confidence level (α = 0.005 per tail).

Constituent: Selenium Analysis Run 4/19/2022 5:43 PM View: Appendix IV Trend Tests
Plant Yates Client: Southern Company Data: Plant Yates AMA-R6

Sanitas™ v.9.6.32j Groundwater Stats Consulting. UG
Hollow symbols indicate censored values.

Sen's Slope Estimator

YGWA-3I (bg)

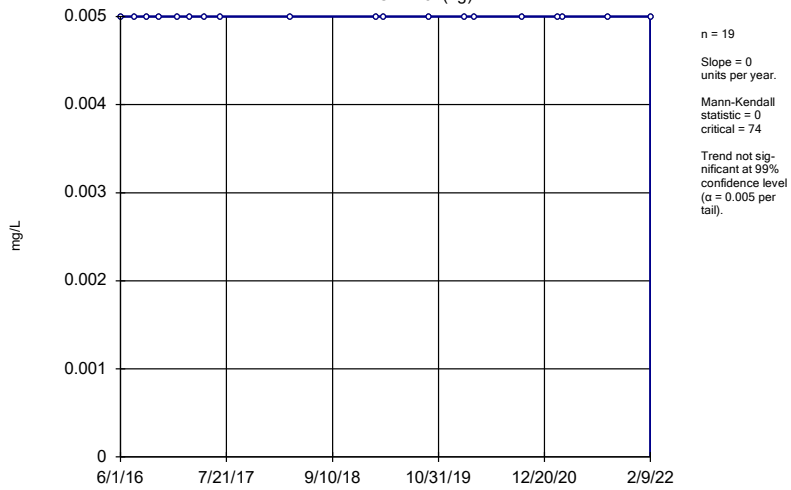

n = 19

Slope = 0 units per year.

Mann-Kendall statistic = 0
critical = 74

Trend not significant at 99% confidence level (α = 0.005 per tail).

Constituent: Selenium Analysis Run 4/19/2022 5:43 PM View: Appendix IV Trend Tests
Plant Yates Client: Southern Company Data: Plant Yates AMA-R6

Sen's Slope Estimator

PZ-37

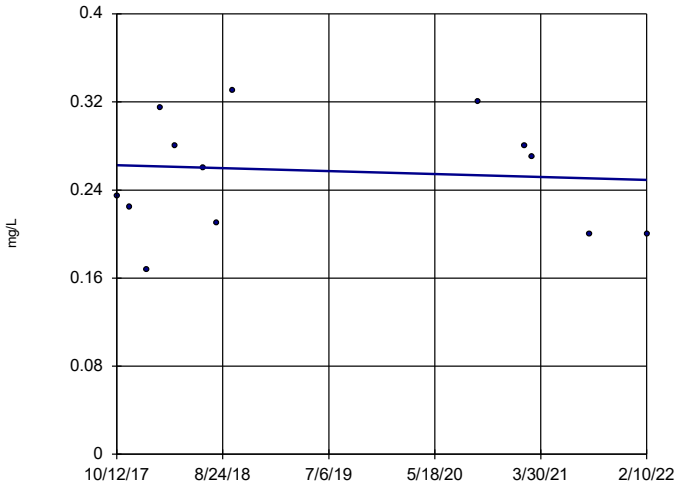

n = 13

Slope = -0.003058 units per year.

Mann-Kendall statistic = -4
critical = -43

Trend not significant at 99% confidence level (α = 0.005 per tail).

Constituent: Selenium Analysis Run 4/19/2022 5:43 PM View: Appendix IV Trend Tests

Plant Yates Client: Southern Company Data: Plant Yates AMA-R6

FIGURE J.

Confidence Interval - Beryllium YGWC-38

Plant Yates Client: Southern Company Data: Plant Yates AMA-R6 Printed 4/28/2022, 1:35 PM

Constituent	Well	Upper Lim.	Lower Lim.	Compliance	Sig.	N	Mean	Std. Dev.	%NDs	ND Adj.	Transform	Alpha	Method
Beryllium (mg/L)	YGWC-38	0.004376	0.002624	0.004	No	8	0.003488	0.0008576	0	None	sqrt(x)	0.01	Param.

Parametric Confidence Interval

Compliance Limit is not exceeded. Per-well alpha = 0.01. Normality Test: Shapiro Wilk, alpha based on n.

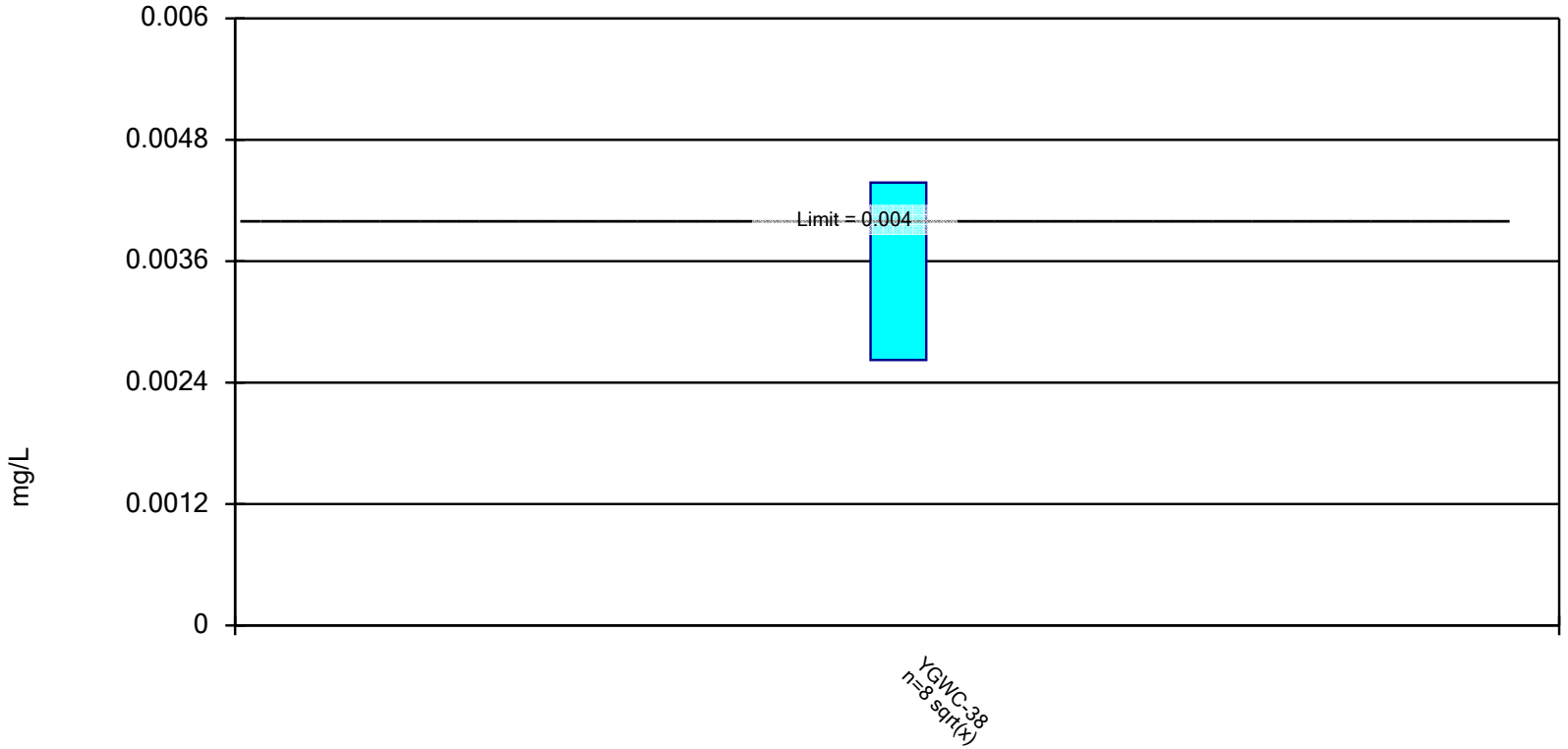

Constituent: Beryllium Analysis Run 4/28/2022 1:34 PM View: Appendix IV - Beryllium

Plant Yates Client: Southern Company Data: Plant Yates AMA-R6

Confidence Interval

Constituent: Beryllium (mg/L) Analysis Run 4/28/2022 1:35 PM View: Appendix IV - Beryllium

Plant Yates Client: Southern Company Data: Plant Yates AMA-R6

	YGWC-38
8/22/2019	0.0049
10/9/2019	0.0046
3/25/2020	0.0038
9/25/2020	0.0033
2/9/2021	0.0029 (J)
3/4/2021	0.0029
8/26/2021	0.0028
2/10/2022	0.0027
Mean	0.003488
Std. Dev.	0.0008576
Upper Lim.	0.004376
Lower Lim.	0.002624

FIGURE K.

Upper Tolerance Limit Summary Table - Cobalt

Plant Yates Client: Southern Company Data: Plant Yates AMA-R6 Printed 4/28/2022, 1:18 PM

Constituent	Well	Upper Lim.	Lower Lim.	Date	Observ.	Sig.	Bg N	Bg Mean	Std. Dev.	%NDs	ND Adj.	Transform	Alpha	Method
Cobalt (mg/L)	n/a	0.035	n/a	n/a	n/a	n/a	307	n/a	n/a	69.71	n/a	n/a	NaN	NP Inter(NDs)

Tolerance Limit

Interwell Non-parametric



Non-parametric test used in lieu of parametric tolerance limit because censored data exceeded 50%. Limit is highest of 307 background values. 69.71% NDs. 99.8% coverage at alpha=0.01; 99.8% coverage at alpha=0.05; 99.8% coverage at alpha=0.5. Report alpha < 0.0001.

Constituent: Cobalt Analysis Run 4/28/2022 1:18 PM View: Appendix IV - UTLs Cobalt

Plant Yates Client: Southern Company Data: Plant Yates AMA-R6

FIGURE L.

YATES AMA-R6 GWPS - JUNE 2020				
Constituent Name	**MCL**	**CCR-Rule Specified**	**Background Limit**	**GWPS**
Cobalt, Total (mg/L)		0.006	0.035	0.035

**Grey cell indicates Background Limit is higher than MCL or CCR Rule Specified Level*

**MCL = Maximum Contaminant Level*

**CCR = Coal Combustion Residual*

**GWPS = Groundwater Protection Standard*

FIGURE M.

Confidence Interval - Cobalt YGWC-33S

Plant Yates Client: Southern Company Data: Plant Yates AMA-R6 Printed 4/28/2022, 1:23 PM

Constituent	Well	Upper Lim.	Lower Lim.	Compliance	Sig.	N	Mean	Std. Dev.	%NDs	ND Adj.	Transform	Alpha	Method
Cobalt (mg/L)	YGWC-33S	0.02603	0.01477	0.035	No	15	0.0204	0.008309	0	None	No	0.01	Param.

Parametric Confidence Interval

Compliance Limit is not exceeded. Per-well alpha = 0.01. Normality Test: Shapiro Wilk, alpha based on n.

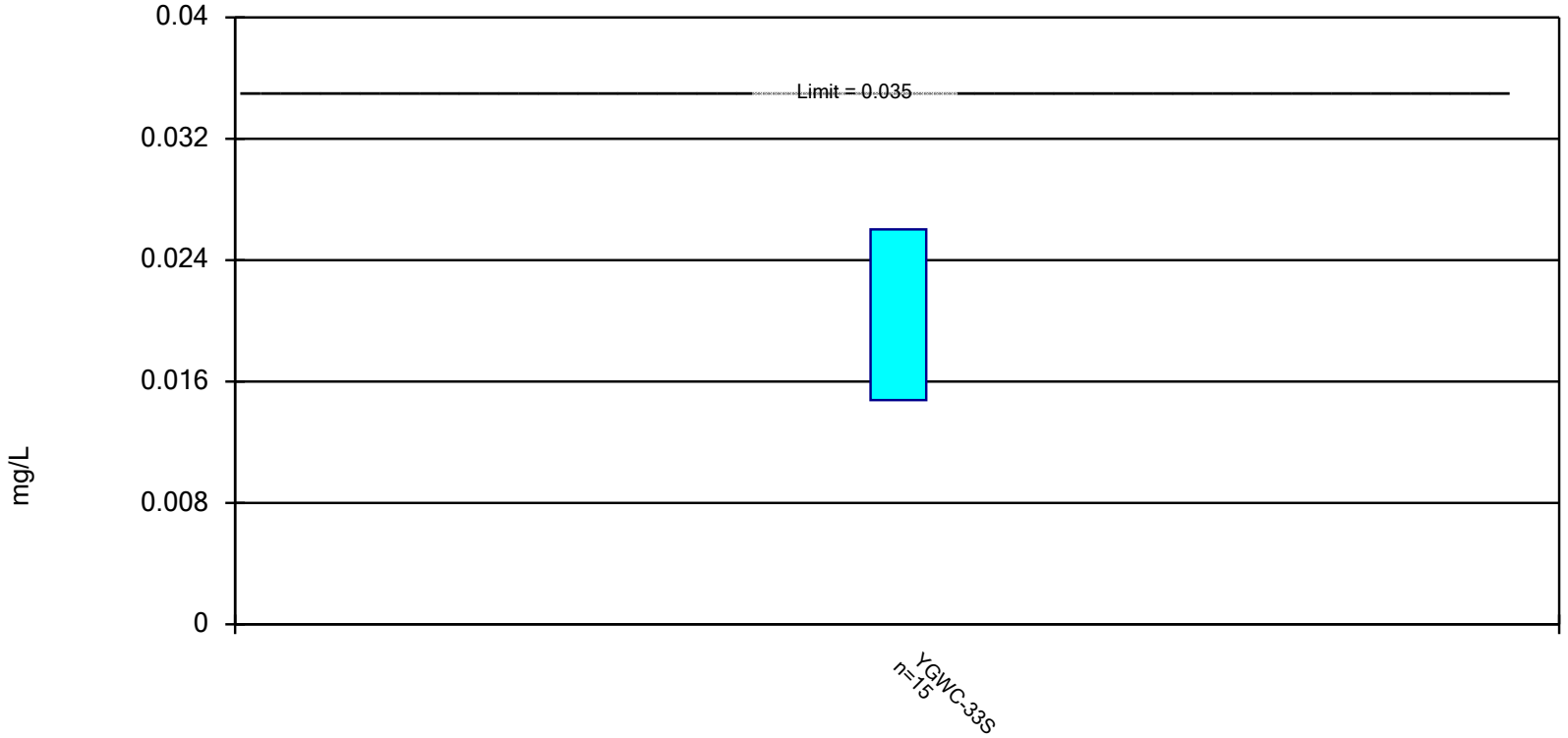

Constituent: Cobalt Analysis Run 4/28/2022 1:22 PM View: Appendix IV - Cobalt

Plant Yates Client: Southern Company Data: Plant Yates AMA-R6

Confidence Interval

Constituent: Cobalt (mg/L) Analysis Run 4/28/2022 1:23 PM View: Appendix IV - Cobalt

Plant Yates Client: Southern Company Data: Plant Yates AMA-R6

	YGWC-33S
6/8/2016	0.037
8/1/2016	0.0297
9/21/2016	0.0237
11/14/2016	0.0144
1/17/2017	0.0095 (J)
3/1/2017	0.0125
5/3/2017	0.0151
7/10/2017	0.0121
3/30/2018	0.013
6/12/2018	0.014
9/26/2018	0.023
3/6/2019	0.028
4/4/2019	0.031
9/26/2019	0.023
3/25/2020	0.02
Mean	0.0204
Std. Dev.	0.008309
Upper Lim.	0.02603
Lower Lim.	0.01477

August/September 2022

Appendix III Statistically Significant Increase Summary (August/September 2022)

Appendix III Parameter	Monitoring Wells
Boron	YGWC-23S, YGWC-38, YGWC-41, YGWC-42, YGWC-43
Calcium	YGWC-38, YGWC-42
Sulfate	YGWC-38, YGWC-42, YGWC-43
Total Dissolved Solids	YGWC-38, YGWC-42, YGWC-43

GROUNDWATER STATS CONSULTING

January 31, 2023

Southern Company Services
Attn: Ms. Lauren Hartley
241 Ralph McGill Blvd NE, Bin 10160
Atlanta, GA 30308-3374

Re: Plant Yates Ash Management Area (AMA) and R6 CCR Landfill
August/September 2022 Statistical Analysis

Dear Ms. Hartley,

Groundwater Stats Consulting, formerly the statistical consulting division of Sanitas Technologies, is pleased to provide the August/September 2022 semi-annual Groundwater Detection and Assessment Monitoring statistical analysis for Georgia Power Company's Plant Yates Ash Management Area (AMA) and R6 CCR Landfill. The analysis complies with the federal rule for the Disposal of Coal Combustion Residuals from Electric Utilities (CCR Rule, 2015), the Georgia Environmental Protection Division (EPD) Rules for Solid Waste Management Chapter 391-3-4-.10, and follows the United States Environmental Protection Agency (USEPA) Unified Guidance (2009).

Sampling for the Appendix III parameters began in 2016, and at least 8 background samples were collected at each of the groundwater monitoring wells. Semi-annual sampling of the majority of Appendix IV constituents has been performed for several years in accordance with the Georgia Department of Natural Resources, Environmental Protection Division groundwater monitoring regulations. A list of all parameters is provided below.

The monitoring well network, as provided by Southern Company Services, consists of the following:

- **Upgradient wells:**
  - **AP-1:** YGWA-47
  - **AP-2:** YGWA-1D, YGWA-1I, YGWA-2I, YGWA-3D, YGWA-3I, YGWA-14S and, YGWA-30I
  - **Gypsum Landfill:** GWA-2
  - **AMA-R6:** YGWA-17S, YGWA-18I, YGWA-18S, YGWA-20S, YGWA-21I, YGWA-39, YGWA-40, YGWA-4I, YGWA-5D, and YGWA-5I
- **Downgradient wells:** YGWC-23S, YGWC-24SA, YGWC-36A, YGWC-38, YGWC-41, YGWC-42, YGWC-43, YGWC-49
- **Assessment wells:** YAMW-1, YAMW-2, YAMW-3, YAMW-4, YAMW-5, PZ-35, PZ-37, PZ-37D, PZ-51, and PZ-52D

Data from assessment wells are evaluated with confidence intervals for the Appendix IV constituents when a minimum of 4 samples is available.

Well YGWC-24SA was installed in June 2020 as a replacement well for YGWC-24S. Note that downgradient well YGWC-24SA was abandoned and another replacement well will reportedly be installed late 2022. Therefore, this well was not included in this analysis.

Well YGWC-36A was installed in September 2020 as a replacement well for YGWC-36 to supplement existing data for each constituent. In all cases, concentrations from both wells are below established MCLs. In the current analysis, reported observations from the August 2022 sample event for Appendix III constituents at YGWC-36A are compared to interwell prediction limits i.e., are treated the same as Appendix III data from the other downgradient wells. Data from wells YGWC-36 and YGWC-36A are plotted under well YGWC-36A.

When a minimum of 8 samples have been collected from new well YGWC-36A, the Mann-Whitney test of medians will be used to evaluate whether the medians of data from both wells are statistically similar. In cases where statistically significant differences are identified at the 99% confidence level, the historical record is truncated so that only data from new well YGWC-36A, which may be more representative of present-day groundwater quality, are evaluated for the Appendix IV constituents in the confidence interval comparisons to respective Groundwater Protection Standards. Throughout this report, well YGWC-36A refers to combined data from both wells YGWC-36 and YGWC-36A.

All data were sent electronically to Groundwater Stats Consulting, and the statistical analysis was reviewed Kristina Rayner, Founder and Senior Statistician to Groundwater Stats Consulting.

The CCR program consists of the constituents listed below. The terms "parameters" and "constituents" are used interchangeably.

- **Appendix III** (Detection Monitoring) **-** boron, calcium, chloride, fluoride, pH, sulfate, and TDS
- **Appendix IV** (Assessment Monitoring) **–** antimony, arsenic, barium, beryllium, cadmium, chromium, cobalt, combined radium 226 + 228, fluoride, lead, lithium, mercury, molybdenum, selenium, and thallium

Note that when there are no detections present in downgradient wells for a given constituent, statistical analyses are not required. A summary of Appendix IV downgradient and assessment well/constituent pairs with 100% non-detects follows this letter.

Combined upgradient well data from all units at Plant Yates are utilized to construct statistical limits for Appendix III and IV parameters.

For all constituents, a substitution of the most recent reporting limit is used for non-detect data and this generally gives the most conservative limit in each case. On time series plots, a single reporting limit substitution is used across all wells for a given parameter since the wells are plotted as a group. For interwell prediction and tolerance limits, a single reporting limit substitution is used across upgradient wells for a given parameter. Regarding the case of cobalt, due to varying detection limits in individual wells, the most recent reporting limit of 0.005 mg/L was substituted across all wells for all calculations and reports.

Time series plots for Appendix III and IV parameters at all wells are provided for the purpose of screening data at these wells (Figure A). Additionally, a separate section of box plots is included for all constituents at upgradient and downgradient wells (Figure B). The time series plots are used to initially screen for suspected outliers and trends, while the box plots provide visual representation of variation within individual wells and between all wells. Values in background which have been flagged as outliers may be seen in a lighter font and as a disconnected symbol on the graphs. A summary of flagged outliers follows this report (Figure C).

During previous screenings, data at all wells for constituents detected in downgradient wells were evaluated for the following: 1) outliers; 2) trends; 3) most appropriate statistical method based on site characteristics of groundwater data upgradient of the facility; and 4) eligibility of downgradient wells when intrawell statistical methods are recommended. A power curve is provided and demonstrates that the selected statistical methods for the parameters listed above comply with the USEPA Unified Guidance and the Georgia

Environmental Protection Division Rules for Solid Waste Management Chapter 391-3-4-.10. The EPA suggests the selected statistical method should provide at least 55% power at 3 standard deviations or at least 80% power at 4 standard deviations.

Summary of Statistical Methods – Appendix III and IV Parameters

Based on the April 2019 evaluation and state and federal regulatory requirements described below, the following methods were selected for Appendix III and IV constituents:

- Appendix III: Interwell prediction limits, combined with a 1-of-2 resample plan for boron, calcium, chloride, fluoride, pH, sulfate, and TDS
- Appendix IV: Confidence intervals for antimony, arsenic, barium, beryllium, cadmium, chromium, cobalt, combined radium 226 + 228, fluoride, lead, lithium, mercury, molybdenum, selenium, and thallium

The distribution of data is tested using the Shapiro-Wilk/Shapiro-Francia test for normality. Parametric prediction limits (or tolerance limits or confidence intervals as applicable) are utilized when the screened historical data follow a normal or transformed-normal distribution. When data cannot be normalized or the majority of data are non-detects, a nonparametric test is utilized. While the false positive rate associated with the parametric limits is based on an annual 10% (5% per semi-annual event) as recommended by the EPA Unified Guidance (2009), the false positive rate associated with the nonparametric limits is dependent upon the available background sample size, number of future comparisons, and verification resample plan. The following approaches are used for handling non-detects (USEPA, 2009):

- No statistical analyses are required on wells and analytes containing 100% non-detects (USEPA Unified Guidance, 2009, Chapter 6).
- When data contain <15% non-detects in background, simple substitution of one-half the reporting limit is utilized in the statistical analysis. The reporting limit utilized for non-detects is the most recent practical quantification limit (PQL) as reported by the laboratory.
- When data contain between 15-50% non-detects, the Kaplan-Meier non-detect adjustment is applied to the background data. This technique adjusts the mean and standard deviation of the historical concentrations to account for concentrations below the reporting limit.
- Nonparametric prediction limits are used on data containing greater than 50% non-detects.

Natural systems continuously evolve due to physical changes made to the environment. Examples include capping a landfill, paving areas near a well, or lining a drainage channel to prevent erosion. Periodic updating of background statistical limits is necessary to accommodate these types of changes. In the interwell case, prediction limits are updated with upgradient well data during each event after careful screening for any new outliers. In some cases, the earlier portion of data are deselected prior to construction of limits to provide sensitive limits that will rapidly detect changes in groundwater quality. Even though the data are excluded from the calculation, the values will continue to be reported and shown in tables and graphs.

Summary of Background Screening Conducted in April 2019

Outlier Analysis

Time series plots were used to identify suspected outliers, or extreme values that would result in limits that are not representative of the current background data population. Suspected outliers at all wells for Appendix III and Appendix IV parameters were formally tested using Tukey's box plot method and, when identified, flagged in the computer database with "o" and deselected prior to construction of statistical limits.

Using the Tukey box plot method, several outliers were identified. When the most recent value is identified as an outlier, values are not flagged in the database at this time as they may represent a possible trend. If future values do not remain at similar concentrations, these values will be flagged as outliers and deselected. Several low values exist in the data sets and appear on the graphs as possible low outliers relative to the laboratory's Practical Quantitation Limit. However, these values are observed trace values (i.e., measurements reported by the laboratory between the Method Detection Limit and the Practical Quantitation Limit) and, therefore, were not flagged as outliers.

During the time of the screening, none of the outliers identified by Tukey's method were flagged in the database as all values were either similar to remaining measurements within the same well and neighboring wells, or the values were reported non-detects. Subsequently, when all upgradient wells were pooled to construct statistical limits, one detected value of 6.3 s.u. for pH at well YGWA-47 (an upgradient well from AP-1) was flagged as an outlier because it was unusually high during a single event compared to all other values at neighboring wells. When any values are flagged in the database as outliers, they are plotted in a disconnected and lighter symbol on the time series graph. The accompanying data pages will display the flagged value in a lighter font as well. A substitution of the most recent reporting limit was applied when varying detection limits

existed in data. When the reporting limit was higher than the CCR-rule specified levels discussed below, non-detects were substituted with one half the reporting limit.

Seasonality

No obvious seasonal patterns were observed on the time series plots for any of the detected data; therefore, no deseasonalizing adjustments were made to the data. When seasonal patterns are observed, data may be deseasonalized so that the resulting limits will correctly account for the seasonality as a predictable pattern rather than random variation or a release.

Trend Test Evaluation

While trends may be identified by visual inspection, a quantification of the trend and its significance is needed. The Sen's Slope/Mann Kendall trend test was used to evaluate all data at each well to identify statistically significant increasing or decreasing trends and the results of those findings were submitted with the screening. In the absence of suspected contamination, significant trending data are typically not included as part of the background data used for construction of prediction limits. This step serves to eliminate the trend and, thus, reduce variation in background. When statistically significant decreasing trends are present, all available data are evaluated to determine whether earlier concentration levels are significantly different than current reported concentrations and will be deselected as necessary. When any records of data are truncated for the reasons above, a summary report will be provided to show the date ranges used in construction of the statistical limits.

The results of the trend analyses showed several statistically significant decreasing and increasing trends for the Appendix III parameters. Most of the trends noted were relatively low in magnitude when compared to average concentrations, and the background time period is short with only two years of record, making it difficult to separate trends from normal year-to-year variation; therefore, no adjustments were made to the data sets. If the observed decreasing or increasing trends persist over a longer time frame, some records may need to be truncated.

Appendix III – Determination of Spatial Variation

The Analysis of Variance (ANOVA) was used to statistically evaluate differences in average concentrations among upgradient wells, which assists in identifying the most appropriate statistical approach. Interwell tests, which compare downgradient well data to statistical limits constructed from pooled upgradient well data, are appropriate when average

concentrations are similar across upgradient wells. Intrawell tests, which compare compliance data from a single well to screened historical data within the same well, are appropriate when upgradient wells exhibit spatial variation; when statistical limits constructed from upgradient wells are not representative of the current background data population; and when downgradient water quality is unimpacted compared to upgradient water quality for the same parameter.

The ANOVA identified variation among upgradient well data for all Appendix III parameters. These constituents were further evaluated during the screening for the appropriateness of intrawell or interwell methods for each constituent. However, interwell methods will be used for all Appendix III constituents in accordance with Georgia EPD requirements.

Statistical Analysis of Appendix III Parameters – August/September 2022

All Appendix III parameters were analyzed using interwell prediction limits. Background (upgradient) well data were re-assessed for potential outliers during this analysis. Values in background which have been flagged as outliers may be seen in a lighter font and as a disconnected symbol on the graphs. No new values were flagged for Appendix III parameters, and a summary of flagged outliers follows this report (Figure C).

Interwell Prediction Limits

Interwell prediction limits, combined with a 1-of-2 resample plan, were constructed using all historical upgradient well data through September 2022 (Figure D). Interwell prediction limits pool upgradient well data to establish a background limit for an individual constituent. The August/September 2022 sample from each downgradient well is compared to the background limit to determine whether initial exceedances are present.

In the event of an initial exceedance of compliance well data, the 1-of-2 resample plan allows for collection of one additional sample to determine whether the initial exceedance is confirmed. When a resample confirms the initial exceedance, a statistically significant increase is identified and further research would be required to identify the cause of the exceedance (i.e., impact from the site, natural variation, or an off-site source). If the resample falls within the statistical limit, the initial exceedance is considered to be a false positive result and, therefore, no exceedance is noted and no further action is necessary. If no resample is collected, the original result is considered a confirmed exceedance. A summary table of the interwell prediction limits follows this letter (Figure D). Prediction limit exceedances were noted for the following Appendix III well/constituent pairs:

- Boron: YGWC-23S, YGWC-38, YGWC-41, YGWC-42, and YGWC-43
- Calcium: YGWC-38 and YGWC-42
- Sulfate: YGWC-38, YGWC-42, and YGWC-43
- TDS: YGWC-38, YGWC-42, and YGWC-43

Note that in order to maintain a statistical limit that is conservative (i.e., lower) from a regulatory perspective, a parametric interwell prediction limit was constructed for TDS. No significant changes occurred.

Trend Test Evaluation – Appendix III

When prediction limit exceedances are identified in downgradient wells, data are further evaluated using the Sen's Slope/Mann Kendall trend test to determine whether concentrations are statistically increasing, decreasing, or stable (Figure E). Upgradient wells are included in the trend analyses for all parameters found to exceed their prediction limit in downgradient wells to identify whether similar patterns exist upgradient of the site. Upgradient trends are an indication of natural variability in groundwater unrelated to practices at the site. Both a summary and complete graphical results of the trend tests follow this report. Statistically significant trends were identified for the following well/constituent pairs:

Increasing
- Boron: YGWC-43
- Calcium: GWA-2, YGWA-1D, YGWA-17S, and YGWA-21I (all upgradient)
- Sulfate: GWA-2, YGWA-1D, YGWA-3D, YGWA-3I, and YGWA-5I (all upgradient)
- TDS: GWA-2 (upgradient), YGWA-39 (upgradient), and YGWC-43

Decreasing
- Boron: YGWA-40 (upgradient), YGWC-38, YGWC-41, and YGWC-42
- Calcium: YGWA-1I (upgradient), YGWA-5D (upgradient), YGWA-18S (upgradient), YGWA-47 (upgradient), YGWC-38, and YGWC-42
- Sulfate: YGWA-5D (upgradient), YGWA-39 (upgradient), YGWA-40 (upgradient), YGWA-47 (upgradient), YGWC-38, and YGWC-42
- TDS: YGWA-5D (upgradient), YGWA-47 (upgradient), YGWC-38, and YGWC-42

Statistical Analysis of Appendix IV Parameters – August/September 2022

For analysis of Appendix IV parameters, confidence intervals for each downgradient well/constituent were compared against corresponding Groundwater Protection Standards (GWPS). GWPS were developed as described below. Data from upgradient wells for Appendix IV parameters are reassessed for outliers during each analysis.

A high value of 0.075 mg/L for cobalt at upgradient well GWA-2 from the August 2022 sample event was flagged in order to maintain statistical limits that are conservative (i.e., lower) from a regulatory perspective. The reported measurements since August 2020 were previously flagged as these measurements were up to two orders of magnitude higher than remaining measurements at this well. If further studies indicate these measurements represent natural variation in groundwater quality, the values will be re-evaluated for construction of interwell prediction limits. A summary of flagged outliers follows this report (Figure C).

Interwell Upper Tolerance Limits

Interwell tolerance limits were used to calculate site-specific background limits from all available pooled upgradient well data through September 2022 for Appendix IV constituents (Figure F). Parametric tolerance limits are used when data follow a normal or transformed-normal distribution. When data contained greater than 50% non-detects or did not follow a normal or transformed-normal distribution, non-parametric tolerance limits were used. When the alpha level (or false positive rate) for a nonparametric limit is shown as NaN in the results table, it indicates that the background sample size is large enough such that the resulting alpha level (or false positive rate) is too small to display in the results table.

Groundwater Protection Standards

The background limits were then used when determining the groundwater protection standard (GWPS) under 40 CFR §257.95(h) and Georgia EPD Rule 391-3-4-.10(6)(a). On July 30, 2018, US EPA revised the Federal CCR rule updating GWPS for cobalt, lead, lithium, and molybdenum as described above in 40 CFR §257.95(h)(2). Effective on February 22, 2022, Georgia EPD incorporated the updated GWPS into the current Georgia EPD Rules for Solid Waste Management 391-3-4-.10(6)(a). In accordance with the updated Rules, the GWPS is:

- The maximum contaminant level (MCL) established under §141.62 and §141.66 of this title

- Where an MCL has not been established for a constituent, Federal and State CCR Rules specify levels for cobalt (0.006 mg/L), lead (0.015 mg/L), lithium (0.040 mg/L), and molybdenum (0.100 mg/L)
- The respective background level for a constituent when the background level is higher than the MCL or Federal CCR Rule identified GWPS

Following Georgia EPD Rule requirements and the Federal CCR requirements, GWPS were established for statistical comparison of Appendix IV constituents for this sample event (Figure G).

Confidence Intervals

To complete the statistical comparison to GWPS, confidence intervals were constructed for each of the Appendix IV constituents in accordance with the state requirements in each downgradient well (Figure H). Assessment wells were included when a minimum of 4 samples were available.

The Sanitas software was used to calculate the tolerance limits and the confidence intervals. Confidence intervals were compared to the GWPS prepared as described above. Only when the entire confidence interval is above a GWPS is the downgradient well/constituent pair considered to exceed its respective standard. If there is an exceedance of the GWPS, a statistically significant level (SSL) exceedance is identified. A summary of the confidence intervals follows this letter. When the entire records were evaluated, exceedances were noted for the following well/constituent pairs:

- Selenium: YGWC-38 and PZ-37

Trend Test Evaluation – Appendix IV

Data at wells with confidence interval exceedances are further evaluated using the Sen's Slope/Mann Kendall trend test to determine whether concentrations are statistically increasing, decreasing, or stable (Figure I). Upgradient wells are included in the trend analyses to identify whether similar patterns exist upgradient of the site for the same constituents. When trends are present in upgradient trends, it is an indication of natural variability in groundwater quality unrelated to practices at the site. A summary of the Appendix IV trend test results follows this letter. Statistically significant trends were identified for the following well/constituent pairs:

Increasing trend

- Selenium: YGWA-17S (upgradient)

Decreasing trend

- Selenium: YGWC-38

Note that for selenium at upgradient well YGWA-17S, a statistically significant increasing trend was identified. The slope, however, is zero at these wells which represents the median slope of all the possible pairwise slopes of the data evaluated.

Thank you for the opportunity to assist you in the statistical analysis of groundwater quality for Plant Yates Ash Management Area (AMA) and R6 CCR Landfill. If you have any questions or comments, please feel free to contact us.

For Groundwater Stats Consulting,

Andrew T. Collins
Project Manager

Kristina L. Rayner
Senior Statistician

Interwell Power Curve

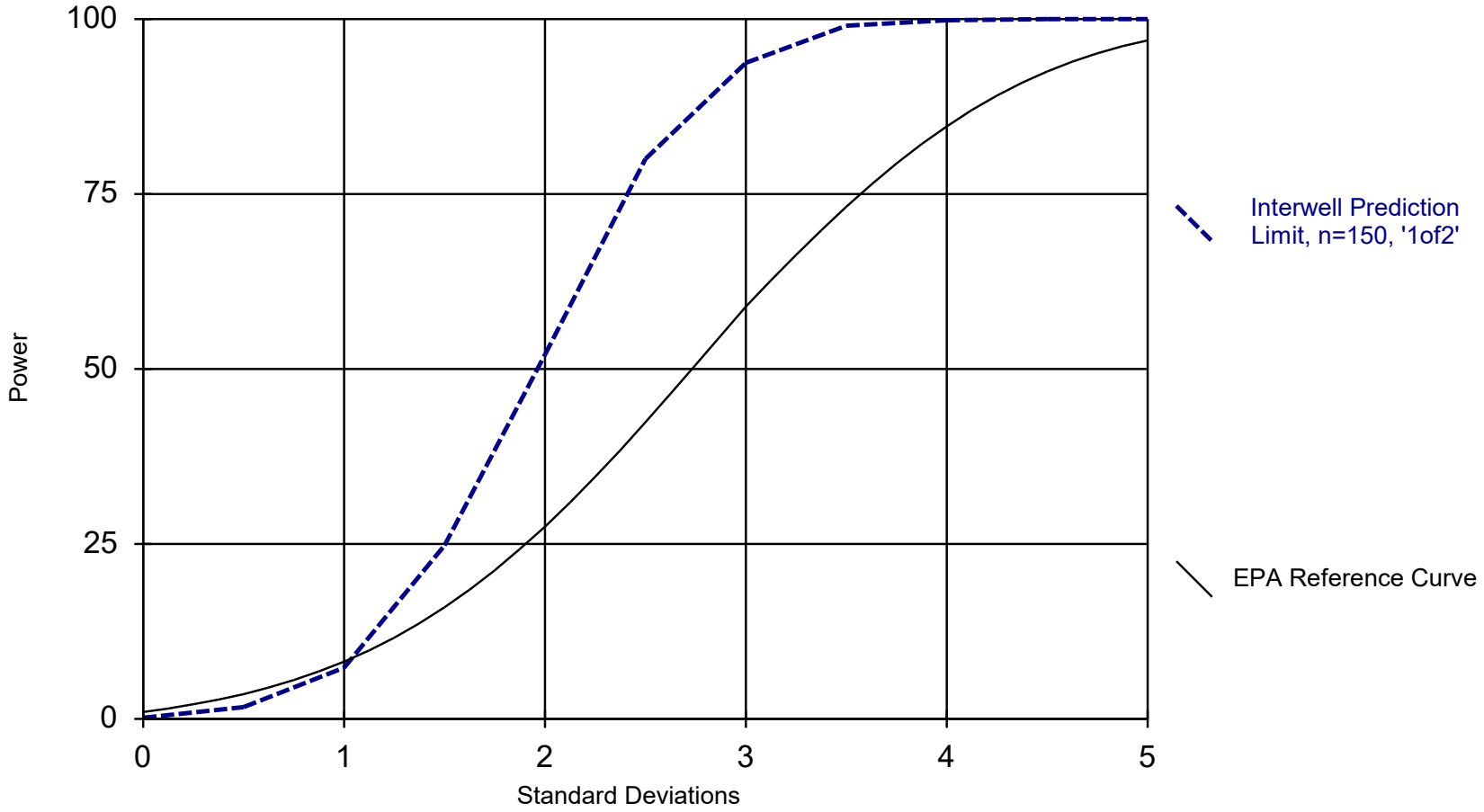

Kappa = 1.859, based on 7 compliance wells and 7 constituents, evaluated semi-annually (this report reflects annual total).

Analysis Run 10/11/2022 1:54 PM

Plant Yates Client: Southern Company Data: Plant Yates AMA-R6

100% Non-Detects: Appendix IV Downgradient & Assessment

Analysis Run 10/6/2022 11:14 AM View: Appendix IV
Plant Yates Client: Southern Company Data: Plant Yates AMA-R6

Antimony (mg/L)
YAMW-2

Arsenic (mg/L)
YAMW-2

Beryllium (mg/L)
YAMW-4

Cadmium (mg/L)
YAMW-4, YGWC-43

Cobalt (mg/L)
YGWC-23S, YGWC-38

Fluoride (mg/L)
YAMW-1, PZ-35

Lithium (mg/L)
YAMW-2

Mercury (mg/L)
YAMW-1, YAMW-2, YAMW-4, YAMW-5, PZ-35, YGWC-36A

Molybdenum (mg/L)
YAMW-2, YAMW-5, YGWC-23S, YGWC-38, YGWC-41

Selenium (mg/L)
YAMW-2, YGWC-43

Thallium (mg/L)
YAMW-1, YAMW-2, YAMW-3, YAMW-4, YAMW-5, YGWC-23S, YGWC-38, YGWC-41, YGWC-42, YGWC-43, PZ-35, PZ-37, YGWC-36A

Appendix III Interwell Prediction Limits - Significant Results

Plant Yates Client: Southern Company Data: Plant Yates AMA-R6 Printed 10/6/2022, 11:00 AM

Constituent	Well	Upper Lim.	Lower Lim.	Date	Observ.	Sig.	Bg N	Bg Mean	Std. Dev.	%NDs	ND Adj.	Transform	Alpha	Method
Boron (mg/L)	**YGWC-23S**	**0.16**	**n/a**	**9/1/2022**	**1.5**	**Yes**	**350**	**n/a**	**n/a**	**48.57**	**n/a**	**n/a**	**0.00004918**	**NP Inter (normality) 1 of 2**
Boron (mg/L)	**YGWC-38**	**0.16**	**n/a**	**9/1/2022**	**4.8**	**Yes**	**350**	**n/a**	**n/a**	**48.57**	**n/a**	**n/a**	**0.00004918**	**NP Inter (normality) 1 of 2**
Boron (mg/L)	**YGWC-41**	**0.16**	**n/a**	**9/1/2022**	**3.6**	**Yes**	**350**	**n/a**	**n/a**	**48.57**	**n/a**	**n/a**	**0.00004918**	**NP Inter (normality) 1 of 2**
Boron (mg/L)	**YGWC-42**	**0.16**	**n/a**	**9/1/2022**	**13.4**	**Yes**	**350**	**n/a**	**n/a**	**48.57**	**n/a**	**n/a**	**0.00004918**	**NP Inter (normality) 1 of 2**
Boron (mg/L)	**YGWC-43**	**0.16**	**n/a**	**9/1/2022**	**2.6**	**Yes**	**350**	**n/a**	**n/a**	**48.57**	**n/a**	**n/a**	**0.00004918**	**NP Inter (normality) 1 of 2**
Calcium (mg/L)	**YGWC-38**	**37**	**n/a**	**9/1/2022**	**59.4**	**Yes**	**350**	**n/a**	**n/a**	**0.8571**	**n/a**	**n/a**	**0.00004918**	**NP Inter (normality) 1 of 2**
Calcium (mg/L)	**YGWC-42**	**37**	**n/a**	**9/1/2022**	**68.5**	**Yes**	**350**	**n/a**	**n/a**	**0.8571**	**n/a**	**n/a**	**0.00004918**	**NP Inter (normality) 1 of 2**
Sulfate (mg/L)	**YGWC-38**	**160**	**n/a**	**9/1/2022**	**282**	**Yes**	**350**	**n/a**	**n/a**	**6**	**n/a**	**n/a**	**0.00004918**	**NP Inter (normality) 1 of 2**
Sulfate (mg/L)	**YGWC-42**	**160**	**n/a**	**9/1/2022**	**502**	**Yes**	**350**	**n/a**	**n/a**	**6**	**n/a**	**n/a**	**0.00004918**	**NP Inter (normality) 1 of 2**
Sulfate (mg/L)	**YGWC-43**	**160**	**n/a**	**9/1/2022**	**169**	**Yes**	**350**	**n/a**	**n/a**	**6**	**n/a**	**n/a**	**0.00004918**	**NP Inter (normality) 1 of 2**
Total Dissolved Solids (mg/L)	**YGWC-38**	**209.3**	**n/a**	**9/1/2022**	**499**	**Yes**	**350**	**108.1**	**54.44**	**0.5714**	**None**	**No**	**0.001075**	**Param Inter 1 of 2**
Total Dissolved Solids (mg/L)	**YGWC-42**	**209.3**	**n/a**	**9/1/2022**	**934**	**Yes**	**350**	**108.1**	**54.44**	**0.5714**	**None**	**No**	**0.001075**	**Param Inter 1 of 2**
Total Dissolved Solids (mg/L)	**YGWC-43**	**209.3**	**n/a**	**9/1/2022**	**366**	**Yes**	**350**	**108.1**	**54.44**	**0.5714**	**None**	**No**	**0.001075**	**Param Inter 1 of 2**

Appendix III Interwell Prediction Limits - All Results

Plant Yates Client: Southern Company Data: Plant Yates AMA-R6 Printed 10/6/2022, 11:00 AM

Constituent	Well	Upper Lim.	Lower Lim.	Date	Observ.	Sig.	Bg N	Bg Mean	Std. Dev.	%NDs	ND Adj.	Transform	Alpha	Method
Boron (mg/L)	**YGWC-23S**	**0.16**	**n/a**	**9/1/2022**	**1.5**	**Yes**	**350**	**n/a**	**n/a**	**48.57**	**n/a**	**n/a**	**0.00004918**	**NP Inter (normality) 1 of 2**
Boron (mg/L)	YGWC-36A	0.16	n/a	9/1/2022	0.067	No	350	n/a	n/a	48.57	n/a	n/a	0.00004918	NP Inter (normality) 1 of 2
Boron (mg/L)	**YGWC-38**	**0.16**	**n/a**	**9/1/2022**	**4.8**	**Yes**	**350**	**n/a**	**n/a**	**48.57**	**n/a**	**n/a**	**0.00004918**	**NP Inter (normality) 1 of 2**
Boron (mg/L)	**YGWC-41**	**0.16**	**n/a**	**9/1/2022**	**3.6**	**Yes**	**350**	**n/a**	**n/a**	**48.57**	**n/a**	**n/a**	**0.00004918**	**NP Inter (normality) 1 of 2**
Boron (mg/L)	**YGWC-42**	**0.16**	**n/a**	**9/1/2022**	**13.4**	**Yes**	**350**	**n/a**	**n/a**	**48.57**	**n/a**	**n/a**	**0.00004918**	**NP Inter (normality) 1 of 2**
Boron (mg/L)	**YGWC-43**	**0.16**	**n/a**	**9/1/2022**	**2.6**	**Yes**	**350**	**n/a**	**n/a**	**48.57**	**n/a**	**n/a**	**0.00004918**	**NP Inter (normality) 1 of 2**
Boron (mg/L)	YGWC-49	0.16	n/a	8/31/2022	0.011J	No	350	n/a	n/a	48.57	n/a	n/a	0.00004918	NP Inter (normality) 1 of 2
Calcium (mg/L)	YGWC-23S	37	n/a	9/1/2022	11.2	No	350	n/a	n/a	0.8571	n/a	n/a	0.00004918	NP Inter (normality) 1 of 2
Calcium (mg/L)	YGWC-36A	37	n/a	9/1/2022	6.3	No	350	n/a	n/a	0.8571	n/a	n/a	0.00004918	NP Inter (normality) 1 of 2
Calcium (mg/L)	**YGWC-38**	**37**	**n/a**	**9/1/2022**	**59.4**	**Yes**	**350**	**n/a**	**n/a**	**0.8571**	**n/a**	**n/a**	**0.00004918**	**NP Inter (normality) 1 of 2**
Calcium (mg/L)	YGWC-41	37	n/a	9/1/2022	12.9	No	350	n/a	n/a	0.8571	n/a	n/a	0.00004918	NP Inter (normality) 1 of 2
Calcium (mg/L)	**YGWC-42**	**37**	**n/a**	**9/1/2022**	**68.5**	**Yes**	**350**	**n/a**	**n/a**	**0.8571**	**n/a**	**n/a**	**0.00004918**	**NP Inter (normality) 1 of 2**
Calcium (mg/L)	YGWC-43	37	n/a	9/1/2022	10.7	No	350	n/a	n/a	0.8571	n/a	n/a	0.00004918	NP Inter (normality) 1 of 2
Calcium (mg/L)	YGWC-49	37	n/a	8/31/2022	11.6	No	350	n/a	n/a	0.8571	n/a	n/a	0.00004918	NP Inter (normality) 1 of 2
Chloride (mg/L)	YGWC-23S	12	n/a	9/1/2022	2	No	350	n/a	n/a	0	n/a	n/a	0.00004918	NP Inter (normality) 1 of 2
Chloride (mg/L)	YGWC-36A	12	n/a	9/1/2022	6.2	No	350	n/a	n/a	0	n/a	n/a	0.00004918	NP Inter (normality) 1 of 2
Chloride (mg/L)	YGWC-38	12	n/a	9/1/2022	4.2	No	350	n/a	n/a	0	n/a	n/a	0.00004918	NP Inter (normality) 1 of 2
Chloride (mg/L)	YGWC-41	12	n/a	9/1/2022	3.8	No	350	n/a	n/a	0	n/a	n/a	0.00004918	NP Inter (normality) 1 of 2
Chloride (mg/L)	YGWC-42	12	n/a	9/1/2022	3.3	No	350	n/a	n/a	0	n/a	n/a	0.00004918	NP Inter (normality) 1 of 2
Chloride (mg/L)	YGWC-43	12	n/a	9/1/2022	2.1	No	350	n/a	n/a	0	n/a	n/a	0.00004918	NP Inter (normality) 1 of 2
Chloride (mg/L)	YGWC-49	12	n/a	8/31/2022	4.3	No	350	n/a	n/a	0	n/a	n/a	0.00004918	NP Inter (normality) 1 of 2
Fluoride (mg/L)	YGWC-23S	0.68	n/a	9/1/2022	0.057J	No	419	n/a	n/a	65.63	n/a	n/a	0.00004918	NP Inter (NDs) 1 of 2
Fluoride (mg/L)	YGWC-36A	0.68	n/a	9/1/2022	0.1ND	No	419	n/a	n/a	65.63	n/a	n/a	0.00004918	NP Inter (NDs) 1 of 2
Fluoride (mg/L)	YGWC-38	0.68	n/a	9/1/2022	0.1ND	No	419	n/a	n/a	65.63	n/a	n/a	0.00004918	NP Inter (NDs) 1 of 2
Fluoride (mg/L)	YGWC-41	0.68	n/a	9/1/2022	0.1ND	No	419	n/a	n/a	65.63	n/a	n/a	0.00004918	NP Inter (NDs) 1 of 2
Fluoride (mg/L)	YGWC-42	0.68	n/a	9/1/2022	0.053J	No	419	n/a	n/a	65.63	n/a	n/a	0.00004918	NP Inter (NDs) 1 of 2
Fluoride (mg/L)	YGWC-43	0.68	n/a	9/1/2022	0.091J	No	419	n/a	n/a	65.63	n/a	n/a	0.00004918	NP Inter (NDs) 1 of 2
Fluoride (mg/L)	YGWC-49	0.68	n/a	8/31/2022	0.1ND	No	419	n/a	n/a	65.63	n/a	n/a	0.00004918	NP Inter (NDs) 1 of 2
pH (S.U.)	YGWC-23S	8.39	4.4	9/1/2022	5.27	No	429	n/a	n/a	0	n/a	n/a	0.00009836	NP Inter (normality) 1 of 2
pH (S.U.)	YGWC-36A	8.39	4.4	9/1/2022	5.18	No	429	n/a	n/a	0	n/a	n/a	0.00009836	NP Inter (normality) 1 of 2
pH (S.U.)	YGWC-38	8.39	4.4	9/1/2022	4.91	No	429	n/a	n/a	0	n/a	n/a	0.00009836	NP Inter (normality) 1 of 2
pH (S.U.)	YGWC-41	8.39	4.4	9/1/2022	4.43	No	429	n/a	n/a	0	n/a	n/a	0.00009836	NP Inter (normality) 1 of 2
pH (S.U.)	YGWC-42	8.39	4.4	9/1/2022	5.49	No	429	n/a	n/a	0	n/a	n/a	0.00009836	NP Inter (normality) 1 of 2
pH (S.U.)	YGWC-43	8.39	4.4	9/1/2022	5.62	No	429	n/a	n/a	0	n/a	n/a	0.00009836	NP Inter (normality) 1 of 2
pH (S.U.)	YGWC-49	8.39	4.4	8/31/2022	5.34	No	429	n/a	n/a	0	n/a	n/a	0.00009836	NP Inter (normality) 1 of 2
Sulfate (mg/L)	YGWC-23S	160	n/a	9/1/2022	79	No	350	n/a	n/a	6	n/a	n/a	0.00004918	NP Inter (normality) 1 of 2
Sulfate (mg/L)	YGWC-36A	160	n/a	9/1/2022	28.2	No	350	n/a	n/a	6	n/a	n/a	0.00004918	NP Inter (normality) 1 of 2
Sulfate (mg/L)	**YGWC-38**	**160**	**n/a**	**9/1/2022**	**282**	**Yes**	**350**	**n/a**	**n/a**	**6**	**n/a**	**n/a**	**0.00004918**	**NP Inter (normality) 1 of 2**
Sulfate (mg/L)	YGWC-41	160	n/a	9/1/2022	117	No	350	n/a	n/a	6	n/a	n/a	0.00004918	NP Inter (normality) 1 of 2
Sulfate (mg/L)	**YGWC-42**	**160**	**n/a**	**9/1/2022**	**502**	**Yes**	**350**	**n/a**	**n/a**	**6**	**n/a**	**n/a**	**0.00004918**	**NP Inter (normality) 1 of 2**
Sulfate (mg/L)	**YGWC-43**	**160**	**n/a**	**9/1/2022**	**169**	**Yes**	**350**	**n/a**	**n/a**	**6**	**n/a**	**n/a**	**0.00004918**	**NP Inter (normality) 1 of 2**
Sulfate (mg/L)	YGWC-49	160	n/a	8/31/2022	71	No	350	n/a	n/a	6	n/a	n/a	0.00004918	NP Inter (normality) 1 of 2
Total Dissolved Solids (mg/L)	YGWC-23S	209.3	n/a	9/1/2022	191	No	350	108.1	54.44	0.5714	None	No	0.001075	Param Inter 1 of 2
Total Dissolved Solids (mg/L)	YGWC-36A	209.3	n/a	9/1/2022	108	No	350	108.1	54.44	0.5714	None	No	0.001075	Param Inter 1 of 2
Total Dissolved Solids (mg/L)	**YGWC-38**	**209.3**	**n/a**	**9/1/2022**	**499**	**Yes**	**350**	**108.1**	**54.44**	**0.5714**	**None**	**No**	**0.001075**	**Param Inter 1 of 2**
Total Dissolved Solids (mg/L)	YGWC-41	209.3	n/a	9/1/2022	205	No	350	108.1	54.44	0.5714	None	No	0.001075	Param Inter 1 of 2
Total Dissolved Solids (mg/L)	**YGWC-42**	**209.3**	**n/a**	**9/1/2022**	**934**	**Yes**	**350**	**108.1**	**54.44**	**0.5714**	**None**	**No**	**0.001075**	**Param Inter 1 of 2**
Total Dissolved Solids (mg/L)	**YGWC-43**	**209.3**	**n/a**	**9/1/2022**	**366**	**Yes**	**350**	**108.1**	**54.44**	**0.5714**	**None**	**No**	**0.001075**	**Param Inter 1 of 2**
Total Dissolved Solids (mg/L)	YGWC-49	209.3	n/a	8/31/2022	207	No	350	108.1	54.44	0.5714	None	No	0.001075	Param Inter 1 of 2

Appendix III Trend Tests - Prediction Limit Exceedances - Significant Results

Plant Yates Client: Southern Company Data: Plant Yates AMA-R6 Printed 10/6/2022, 11:04 AM

Constituent	Well	Slope	Calc.	Critical	Sig.	N	%NDs	Normality	Xform	Alpha	Method
Boron (mg/L)	YGWA-40 (bg)	-0.01529	-77	-58	Yes	16	0	n/a	n/a	0.01	NP
Boron (mg/L)	YGWC-38	-3.795	-98	-58	Yes	16	0	n/a	n/a	0.01	NP
Boron (mg/L)	YGWC-41	-2.419	-81	-58	Yes	16	0	n/a	n/a	0.01	NP
Boron (mg/L)	YGWC-42	-1.536	-77	-58	Yes	16	0	n/a	n/a	0.01	NP
Boron (mg/L)	YGWC-43	0.5826	78	58	Yes	16	0	n/a	n/a	0.01	NP
Calcium (mg/L)	YGWA-17S (bg)	0.1364	109	74	Yes	19	0	n/a	n/a	0.01	NP
Calcium (mg/L)	YGWA-18S (bg)	-0.08039	-114	-74	Yes	19	0	n/a	n/a	0.01	NP
Calcium (mg/L)	YGWA-21I (bg)	0.9751	97	74	Yes	19	0	n/a	n/a	0.01	NP
Calcium (mg/L)	YGWA-5D (bg)	-1.676	-100	-74	Yes	19	0	n/a	n/a	0.01	NP
Calcium (mg/L)	YGWC-38	-28.74	-106	-58	Yes	16	0	n/a	n/a	0.01	NP
Calcium (mg/L)	YGWC-42	-11.83	-86	-58	Yes	16	0	n/a	n/a	0.01	NP
Calcium (mg/L)	YGWA-47 (bg)	-1.342	-95	-58	Yes	16	6.25	n/a	n/a	0.01	NP
Calcium (mg/L)	GWA-2 (bg)	3.453	82	63	Yes	17	5.882	n/a	n/a	0.01	NP
Calcium (mg/L)	YGWA-1D (bg)	0.6514	86	74	Yes	19	0	n/a	n/a	0.01	NP
Calcium (mg/L)	YGWA-1I (bg)	-0.09504	-93	-74	Yes	19	0	n/a	n/a	0.01	NP
Sulfate (mg/L)	YGWA-39 (bg)	-2.631	-74	-58	Yes	16	0	n/a	n/a	0.01	NP
Sulfate (mg/L)	YGWA-40 (bg)	-8.899	-89	-58	Yes	16	0	n/a	n/a	0.01	NP
Sulfate (mg/L)	YGWA-5D (bg)	-2.862	-129	-74	Yes	19	0	n/a	n/a	0.01	NP
Sulfate (mg/L)	YGWA-5I (bg)	0.08795	115	74	Yes	19	0	n/a	n/a	0.01	NP
Sulfate (mg/L)	YGWC-38	-146.8	-109	-58	Yes	16	0	n/a	n/a	0.01	NP
Sulfate (mg/L)	YGWC-42	-100.7	-87	-58	Yes	16	0	n/a	n/a	0.01	NP
Sulfate (mg/L)	YGWA-47 (bg)	-17.58	-107	-58	Yes	16	0	n/a	n/a	0.01	NP
Sulfate (mg/L)	GWA-2 (bg)	17.26	87	63	Yes	17	0	n/a	n/a	0.01	NP
Sulfate (mg/L)	YGWA-1D (bg)	0.9733	121	74	Yes	19	0	n/a	n/a	0.01	NP
Sulfate (mg/L)	YGWA-3D (bg)	0.3364	89	74	Yes	19	0	n/a	n/a	0.01	NP
Sulfate (mg/L)	YGWA-3I (bg)	1.016	86	74	Yes	19	0	n/a	n/a	0.01	NP
Total Dissolved Solids (mg/L)	YGWA-39 (bg)	30.24	64	58	Yes	16	0	n/a	n/a	0.01	NP
Total Dissolved Solids (mg/L)	YGWA-5D (bg)	-12.99	-99	-74	Yes	19	0	n/a	n/a	0.01	NP
Total Dissolved Solids (mg/L)	YGWC-38	-201.4	-90	-58	Yes	16	0	n/a	n/a	0.01	NP
Total Dissolved Solids (mg/L)	YGWC-42	-150.3	-88	-58	Yes	16	0	n/a	n/a	0.01	NP
Total Dissolved Solids (mg/L)	YGWC-43	72.67	72	58	Yes	16	0	n/a	n/a	0.01	NP
Total Dissolved Solids (mg/L)	YGWA-47 (bg)	-14.82	-90	-58	Yes	16	0	n/a	n/a	0.01	NP
Total Dissolved Solids (mg/L)	GWA-2 (bg)	21.5	67	63	Yes	17	0	n/a	n/a	0.01	NP

Appendix III Trend Tests - Prediction Limit Exceedances - All Results

Plant Yates Client: Southern Company Data: Plant Yates AMA-R6 Printed 10/6/2022, 11:04 AM

Constituent	Well	Slope	Calc.	Critical	Sig.	N	%NDs	Normality	Xform	Alpha	Method
Boron (mg/L)	YGWA-17S (bg)	0.0001704	22	74	No	19	10.53	n/a	n/a	0.01	NP
Boron (mg/L)	YGWA-18I (bg)	0	-22	-74	No	19	78.95	n/a	n/a	0.01	NP
Boron (mg/L)	YGWA-18S (bg)	0.000309	24	74	No	19	21.05	n/a	n/a	0.01	NP
Boron (mg/L)	YGWA-20S (bg)	0	-9	-74	No	19	89.47	n/a	n/a	0.01	NP
Boron (mg/L)	YGWA-21I (bg)	-0.0004731	-56	-74	No	19	57.89	n/a	n/a	0.01	NP
Boron (mg/L)	YGWA-39 (bg)	0.01331	56	58	No	16	6.25	n/a	n/a	0.01	NP
Boron (mg/L)	**YGWA-40 (bg)**	**-0.01529**	**-77**	**-58**	**Yes**	**16**	**0**	**n/a**	**n/a**	**0.01**	**NP**
Boron (mg/L)	YGWA-4I (bg)	0	1	74	No	19	68.42	n/a	n/a	0.01	NP
Boron (mg/L)	YGWA-5D (bg)	0.0003037	31	74	No	19	10.53	n/a	n/a	0.01	NP
Boron (mg/L)	YGWA-5I (bg)	0	-25	-74	No	19	63.16	n/a	n/a	0.01	NP
Boron (mg/L)	YGWC-23S	0	-2	-74	No	19	0	n/a	n/a	0.01	NP
Boron (mg/L)	**YGWC-38**	**-3.795**	**-98**	**-58**	**Yes**	**16**	**0**	**n/a**	**n/a**	**0.01**	**NP**
Boron (mg/L)	**YGWC-41**	**-2.419**	**-81**	**-58**	**Yes**	**16**	**0**	**n/a**	**n/a**	**0.01**	**NP**
Boron (mg/L)	**YGWC-42**	**-1.536**	**-77**	**-58**	**Yes**	**16**	**0**	**n/a**	**n/a**	**0.01**	**NP**
Boron (mg/L)	**YGWC-43**	**0.5826**	**78**	**58**	**Yes**	**16**	**0**	**n/a**	**n/a**	**0.01**	**NP**
Boron (mg/L)	YGWA-47 (bg)	-0.0008357	-55	-58	No	16	0	n/a	n/a	0.01	NP
Boron (mg/L)	GWA-2 (bg)	0	23	63	No	17	64.71	n/a	n/a	0.01	NP
Boron (mg/L)	YGWA-14S (bg)	-0.000665	-40	-74	No	19	10.53	n/a	n/a	0.01	NP
Boron (mg/L)	YGWA-1D (bg)	0.0008221	34	74	No	19	36.84	n/a	n/a	0.01	NP
Boron (mg/L)	YGWA-1I (bg)	0	-8	-74	No	19	73.68	n/a	n/a	0.01	NP
Boron (mg/L)	YGWA-2I (bg)	0	-6	-74	No	19	78.95	n/a	n/a	0.01	NP
Boron (mg/L)	YGWA-30I (bg)	0	-19	-74	No	19	84.21	n/a	n/a	0.01	NP
Boron (mg/L)	YGWA-3D (bg)	0	0	74	No	19	57.89	n/a	n/a	0.01	NP
Boron (mg/L)	YGWA-3I (bg)	0	-17	-74	No	19	89.47	n/a	n/a	0.01	NP
Calcium (mg/L)	**YGWA-17S (bg)**	**0.1364**	**109**	**74**	**Yes**	**19**	**0**	**n/a**	**n/a**	**0.01**	**NP**
Calcium (mg/L)	YGWA-18I (bg)	0.04637	26	74	No	19	0	n/a	n/a	0.01	NP
Calcium (mg/L)	**YGWA-18S (bg)**	**-0.08039**	**-114**	**-74**	**Yes**	**19**	**0**	**n/a**	**n/a**	**0.01**	**NP**
Calcium (mg/L)	YGWA-20S (bg)	0.03848	54	74	No	19	0	n/a	n/a	0.01	NP
Calcium (mg/L)	**YGWA-21I (bg)**	**0.9751**	**97**	**74**	**Yes**	**19**	**0**	**n/a**	**n/a**	**0.01**	**NP**
Calcium (mg/L)	YGWA-39 (bg)	1.273	55	58	No	16	0	n/a	n/a	0.01	NP
Calcium (mg/L)	YGWA-40 (bg)	-0.6546	-42	-58	No	16	6.25	n/a	n/a	0.01	NP
Calcium (mg/L)	YGWA-4I (bg)	0.04736	10	74	No	19	0	n/a	n/a	0.01	NP
Calcium (mg/L)	**YGWA-5D (bg)**	**-1.676**	**-100**	**-74**	**Yes**	**19**	**0**	**n/a**	**n/a**	**0.01**	**NP**
Calcium (mg/L)	YGWA-5I (bg)	0.06231	74	74	No	19	0	n/a	n/a	0.01	NP
Calcium (mg/L)	**YGWC-38**	**-28.74**	**-106**	**-58**	**Yes**	**16**	**0**	**n/a**	**n/a**	**0.01**	**NP**
Calcium (mg/L)	**YGWC-42**	**-11.83**	**-86**	**-58**	**Yes**	**16**	**0**	**n/a**	**n/a**	**0.01**	**NP**
Calcium (mg/L)	**YGWA-47 (bg)**	**-1.342**	**-95**	**-58**	**Yes**	**16**	**6.25**	**n/a**	**n/a**	**0.01**	**NP**
Calcium (mg/L)	**GWA-2 (bg)**	**3.453**	**82**	**63**	**Yes**	**17**	**5.882**	**n/a**	**n/a**	**0.01**	**NP**
Calcium (mg/L)	YGWA-14S (bg)	0	-15	-74	No	19	0	n/a	n/a	0.01	NP
Calcium (mg/L)	**YGWA-1D (bg)**	**0.6514**	**86**	**74**	**Yes**	**19**	**0**	**n/a**	**n/a**	**0.01**	**NP**
Calcium (mg/L)	**YGWA-1I (bg)**	**-0.09504**	**-93**	**-74**	**Yes**	**19**	**0**	**n/a**	**n/a**	**0.01**	**NP**
Calcium (mg/L)	YGWA-2I (bg)	0.08578	13	74	No	19	0	n/a	n/a	0.01	NP
Calcium (mg/L)	YGWA-30I (bg)	0.0125	31	74	No	19	0	n/a	n/a	0.01	NP
Calcium (mg/L)	YGWA-3D (bg)	0.4525	59	74	No	19	0	n/a	n/a	0.01	NP
Calcium (mg/L)	YGWA-3I (bg)	0.5467	60	74	No	19	0	n/a	n/a	0.01	NP
Sulfate (mg/L)	YGWA-17S (bg)	0.04813	32	74	No	19	0	n/a	n/a	0.01	NP
Sulfate (mg/L)	YGWA-18I (bg)	-0.1345	-67	-74	No	19	21.05	n/a	n/a	0.01	NP
Sulfate (mg/L)	YGWA-18S (bg)	-0.1232	-53	-74	No	19	10.53	n/a	n/a	0.01	NP
Sulfate (mg/L)	YGWA-20S (bg)	0	42	74	No	19	68.42	n/a	n/a	0.01	NP
Sulfate (mg/L)	YGWA-21I (bg)	-0.2256	-45	-74	No	19	0	n/a	n/a	0.01	NP
Sulfate (mg/L)	**YGWA-39 (bg)**	**-2.631**	**-74**	**-58**	**Yes**	**16**	**0**	**n/a**	**n/a**	**0.01**	**NP**
Sulfate (mg/L)	**YGWA-40 (bg)**	**-8.899**	**-89**	**-58**	**Yes**	**16**	**0**	**n/a**	**n/a**	**0.01**	**NP**
Sulfate (mg/L)	YGWA-4I (bg)	0.04641	22	74	No	19	0	n/a	n/a	0.01	NP
Sulfate (mg/L)	**YGWA-5D (bg)**	**-2.862**	**-129**	**-74**	**Yes**	**19**	**0**	**n/a**	**n/a**	**0.01**	**NP**
Sulfate (mg/L)	**YGWA-5I (bg)**	**0.08795**	**115**	**74**	**Yes**	**19**	**0**	**n/a**	**n/a**	**0.01**	**NP**

Appendix III Trend Tests - Prediction Limit Exceedances - All Results

Plant Yates Client: Southern Company Data: Plant Yates AMA-R6 Printed 10/6/2022, 11:04 AM

Constituent	Well	Slope	Calc.	Critical	Sig.	N	%NDs	Normality	Xform	Alpha	Method
Sulfate (mg/L)	**YGWC-38**	**-146.8**	**-109**	**-58**	**Yes**	**16**	**0**	**n/a**	**n/a**	**0.01**	**NP**
Sulfate (mg/L)	**YGWC-42**	**-100.7**	**-87**	**-58**	**Yes**	**16**	**0**	**n/a**	**n/a**	**0.01**	**NP**
Sulfate (mg/L)	YGWC-43	22.36	46	58	No	16	0	n/a	n/a	0.01	NP
Sulfate (mg/L)	**YGWA-47 (bg)**	**-17.58**	**-107**	**-58**	**Yes**	**16**	**0**	**n/a**	**n/a**	**0.01**	**NP**
Sulfate (mg/L)	**GWA-2 (bg)**	**17.26**	**87**	**63**	**Yes**	**17**	**0**	**n/a**	**n/a**	**0.01**	**NP**
Sulfate (mg/L)	YGWA-14S (bg)	0	-4	-74	No	19	0	n/a	n/a	0.01	NP
Sulfate (mg/L)	**YGWA-1D (bg)**	**0.9733**	**121**	**74**	**Yes**	**19**	**0**	**n/a**	**n/a**	**0.01**	**NP**
Sulfate (mg/L)	YGWA-1I (bg)	-0.1053	-22	-74	No	19	0	n/a	n/a	0.01	NP
Sulfate (mg/L)	YGWA-2I (bg)	1.041	62	74	No	19	0	n/a	n/a	0.01	NP
Sulfate (mg/L)	YGWA-30I (bg)	-0.01853	-15	-74	No	19	10.53	n/a	n/a	0.01	NP
Sulfate (mg/L)	**YGWA-3D (bg)**	**0.3364**	**89**	**74**	**Yes**	**19**	**0**	**n/a**	**n/a**	**0.01**	**NP**
Sulfate (mg/L)	**YGWA-3I (bg)**	**1.016**	**86**	**74**	**Yes**	**19**	**0**	**n/a**	**n/a**	**0.01**	**NP**
Total Dissolved Solids (mg/L)	YGWA-17S (bg)	3.694	44	74	No	19	0	n/a	n/a	0.01	NP
Total Dissolved Solids (mg/L)	YGWA-18I (bg)	-0.8196	-19	-74	No	19	0	n/a	n/a	0.01	NP
Total Dissolved Solids (mg/L)	YGWA-18S (bg)	0.4345	10	74	No	19	0	n/a	n/a	0.01	NP
Total Dissolved Solids (mg/L)	YGWA-20S (bg)	2.688	34	74	No	19	0	n/a	n/a	0.01	NP
Total Dissolved Solids (mg/L)	YGWA-21I (bg)	10.54	68	74	No	19	0	n/a	n/a	0.01	NP
Total Dissolved Solids (mg/L)	**YGWA-39 (bg)**	**30.24**	**64**	**58**	**Yes**	**16**	**0**	**n/a**	**n/a**	**0.01**	**NP**
Total Dissolved Solids (mg/L)	YGWA-40 (bg)	-11.03	-58	-58	No	16	0	n/a	n/a	0.01	NP
Total Dissolved Solids (mg/L)	YGWA-4I (bg)	0	-1	-74	No	19	0	n/a	n/a	0.01	NP
Total Dissolved Solids (mg/L)	**YGWA-5D (bg)**	**-12.99**	**-99**	**-74**	**Yes**	**19**	**0**	**n/a**	**n/a**	**0.01**	**NP**
Total Dissolved Solids (mg/L)	YGWA-5I (bg)	0	3	74	No	19	0	n/a	n/a	0.01	NP
Total Dissolved Solids (mg/L)	**YGWC-38**	**-201.4**	**-90**	**-58**	**Yes**	**16**	**0**	**n/a**	**n/a**	**0.01**	**NP**
Total Dissolved Solids (mg/L)	**YGWC-42**	**-150.3**	**-88**	**-58**	**Yes**	**16**	**0**	**n/a**	**n/a**	**0.01**	**NP**
Total Dissolved Solids (mg/L)	**YGWC-43**	**72.67**	**72**	**58**	**Yes**	**16**	**0**	**n/a**	**n/a**	**0.01**	**NP**
Total Dissolved Solids (mg/L)	**YGWA-47 (bg)**	**-14.82**	**-90**	**-58**	**Yes**	**16**	**0**	**n/a**	**n/a**	**0.01**	**NP**
Total Dissolved Solids (mg/L)	**GWA-2 (bg)**	**21.5**	**67**	**63**	**Yes**	**17**	**0**	**n/a**	**n/a**	**0.01**	**NP**
Total Dissolved Solids (mg/L)	YGWA-14S (bg)	0.3698	12	74	No	19	0	n/a	n/a	0.01	NP
Total Dissolved Solids (mg/L)	YGWA-1D (bg)	0.7444	13	74	No	19	0	n/a	n/a	0.01	NP
Total Dissolved Solids (mg/L)	YGWA-1I (bg)	-2.443	-37	-74	No	19	0	n/a	n/a	0.01	NP
Total Dissolved Solids (mg/L)	YGWA-2I (bg)	-1.72	-28	-74	No	19	0	n/a	n/a	0.01	NP
Total Dissolved Solids (mg/L)	YGWA-30I (bg)	2.114	27	74	No	19	10.53	n/a	n/a	0.01	NP
Total Dissolved Solids (mg/L)	YGWA-3D (bg)	0.7739	9	74	No	19	0	n/a	n/a	0.01	NP
Total Dissolved Solids (mg/L)	YGWA-3I (bg)	0.954	9	74	No	19	0	n/a	n/a	0.01	NP

Upper Tolerance Limit Summary Table

Plant Yates Client: Southern Company Data: Plant Yates AMA-R6 Printed 10/6/2022, 11:07 AM

Constituent	Well	Upper Lim.	Lower Lim.	Date	Observ.	Sig.	Bg N	Bg Mean	Std. Dev.	%NDs	ND Adj.	Transform	Alpha	Method
Antimony (mg/L)	n/a	0.0047	n/a	n/a	n/a	n/a	372	n/a	n/a	87.63	n/a	n/a	NaN	NP Inter(NDs)
Arsenic (mg/L)	n/a	0.005	n/a	n/a	n/a	n/a	420	n/a	n/a	74.76	n/a	n/a	NaN	NP Inter(NDs)
Barium (mg/L)	n/a	0.071	n/a	n/a	n/a	n/a	420	n/a	n/a	2.619	n/a	n/a	NaN	NP Inter(normality)
Beryllium (mg/L)	n/a	0.0005	n/a	n/a	n/a	n/a	404	n/a	n/a	80.2	n/a	n/a	NaN	NP Inter(NDs)
Cadmium (mg/L)	n/a	0.00063	n/a	n/a	n/a	n/a	404	n/a	n/a	95.54	n/a	n/a	NaN	NP Inter(NDs)
Chromium (mg/L)	n/a	0.0093	n/a	n/a	n/a	n/a	372	n/a	n/a	80.11	n/a	n/a	NaN	NP Inter(NDs)
Cobalt (mg/L)	n/a	0.035	n/a	n/a	n/a	n/a	414	n/a	n/a	69.32	n/a	n/a	NaN	NP Inter(NDs)
Combined Radium 226 + 228 (pCi/L)	n/a	6.92	n/a	n/a	n/a	n/a	399	n/a	n/a	0	n/a	n/a	NaN	NP Inter(normality)
Fluoride (mg/L)	n/a	0.68	n/a	n/a	n/a	n/a	419	n/a	n/a	65.63	n/a	n/a	NaN	NP Inter(NDs)
Lead (mg/L)	n/a	0.0013	n/a	n/a	n/a	n/a	374	n/a	n/a	85.29	n/a	n/a	NaN	NP Inter(NDs)
Lithium (mg/L)	n/a	0.03	n/a	n/a	n/a	n/a	399	n/a	n/a	26.32	n/a	n/a	NaN	NP Inter(normality)
Mercury (mg/L)	n/a	0.00064	n/a	n/a	n/a	n/a	328	n/a	n/a	93.29	n/a	n/a	NaN	NP Inter(NDs)
Molybdenum (mg/L)	n/a	0.014	n/a	n/a	n/a	n/a	363	n/a	n/a	60.33	n/a	n/a	NaN	NP Inter(NDs)
Selenium (mg/L)	n/a	0.005	n/a	n/a	n/a	n/a	402	n/a	n/a	92.29	n/a	n/a	NaN	NP Inter(NDs)
Thallium (mg/L)	n/a	0.001	n/a	n/a	n/a	n/a	338	n/a	n/a	97.04	n/a	n/a	NaN	NP Inter(NDs)

YATES AMA-R6 GWPS				
Constituent Name	**MCL**	**CCR-Rule Specified**	**Background Limit**	**GWPS**
Antimony, Total (mg/L)	0.006		0.0047	0.006
Arsenic, Total (mg/L)	0.01		0.005	0.01
Barium, Total (mg/L)	2		0.071	2
Beryllium, Total (mg/L)	0.004		0.0005	0.004
Cadmium, Total (mg/L)	0.005		0.00063	0.005
Chromium, Total (mg/L)	0.1		0.0093	0.1
Cobalt, Total (mg/L)		0.006	0.035	0.035
Combined Radium, Total (pCi/L)	5		6.92	6.92
Fluoride, Total (mg/L)	4		0.68	4
Lead, Total (mg/L)		0.015	0.0013	0.015
Lithium, Total (mg/L)		0.04	0.03	0.04
Mercury, Total (mg/L)	0.002		0.00064	0.002
Molybdenum, Total (mg/L)		0.1	0.014	0.1
Selenium, Total (mg/L)	0.05		0.005	0.05
Thallium, Total (mg/L)	0.002		0.001	0.002

**Grey cell indicates Background Limit is higher than MCL or CCR Rule Specified Level*

**MCL = Maximum Contaminant Level*

**CCR = Coal Combustion Residual*

**GWPS = Groundwater Protection Standard*

Confidence Intervals - Significant Results

Plant Yates Client: Southern Company Data: Plant Yates AMA-R6 Printed 10/6/2022, 11:20 AM

Constituent	Well	Upper Lim.	Lower Lim.	Compliance	Lower Compl.	Sig.	N	Mean	Std. Dev.	%NDs	ND Adj.	Transform	Alpha	Method
Selenium (mg/L)	**YGWC-38**	**0.246**	**0.073**	**0.05**	**n/a**	**Yes**	**17**	**0.1551**	**0.08109**	**0**	**None**	**No**	**0.01**	**NP (normality)**
Selenium (mg/L)	**PZ-37**	**0.2857**	**0.2088**	**0.05**	**n/a**	**Yes**	**14**	**0.2473**	**0.0543**	**0**	**None**	**No**	**0.01**	**Param.**

Confidence Intervals - All Results

Plant Yates Client: Southern Company Data: Plant Yates AMA-R6 Printed 10/6/2022, 11:20 AM

Constituent	Well	Upper Lim.	Lower Lim.	Compliance	Lower Compl.	Sig.	N	Mean	Std. Dev.	%NDs	ND Adj.	Transform	Alpha	Method
Antimony (mg/L)	YAMW-1	0.025	0.00037	0.006	n/a	No	8	0.005171	0.008067	50	None	No	0.004	NP (normality)
Antimony (mg/L)	YAMW-4	0.003	0.00062	0.006	n/a	No	6	0.001895	0.001222	50	None	No	0.0155	NP (normality)
Antimony (mg/L)	YAMW-5	0.003	0.00033	0.006	n/a	No	6	0.002555	0.00109	83.33	None	No	0.0155	NP (NDs)
Antimony (mg/L)	YGWC-23S	0.003	0.00085	0.006	n/a	No	19	0.002614	0.0009214	84.21	None	No	0.01	NP (NDs)
Antimony (mg/L)	YGWC-38	0.003	0.00063	0.006	n/a	No	16	0.002441	0.001027	75	None	No	0.01	NP (NDs)
Antimony (mg/L)	YGWC-41	0.003	0.0014	0.006	n/a	No	16	0.0029	0.0004	93.75	None	No	0.01	NP (NDs)
Antimony (mg/L)	YGWC-42	0.003	0.00053	0.006	n/a	No	16	0.002846	0.0006175	93.75	None	No	0.01	NP (NDs)
Antimony (mg/L)	YGWC-43	0.003	0.00031	0.006	n/a	No	16	0.002832	0.0006725	93.75	None	No	0.01	NP (NDs)
Antimony (mg/L)	YGWC-49	0.003	0.0011	0.006	n/a	No	16	0.002727	0.0007535	87.5	None	No	0.01	NP (NDs)
Antimony (mg/L)	PZ-35	0.003	0.00039	0.006	n/a	No	8	0.002674	0.0009228	87.5	None	No	0.004	NP (NDs)
Antimony (mg/L)	PZ-37	0.003	0.0014	0.006	n/a	No	14	0.002547	0.0009232	78.57	None	No	0.01	NP (NDs)
Antimony (mg/L)	YGWC-36A	0.0041	0.0014	0.006	n/a	No	19	0.003947	0.005975	47.37	None	No	0.01	NP (normality)
Arsenic (mg/L)	YAMW-1	0.005	0.0023	0.01	n/a	No	9	0.0047	0.0009	88.89	None	No	0.002	NP (NDs)
Arsenic (mg/L)	YAMW-4	0.005	0.00079	0.01	n/a	No	6	0.003232	0.002036	50	None	No	0.0155	NP (normality)
Arsenic (mg/L)	YAMW-5	0.00249	0.0008729	0.01	n/a	No	6	0.003308	0.00191	50	Kaplan-Meier	x^(1/3)	0.01	Param.
Arsenic (mg/L)	YGWC-23S	0.005	0.0025	0.01	n/a	No	21	0.0047	0.0009695	90.48	Kaplan-Meier	No	0.01	NP (NDs)
Arsenic (mg/L)	YGWC-38	0.001259	0.0007476	0.01	n/a	No	17	0.001851	0.001577	17.65	Kaplan-Meier	ln(x)	0.01	Param.
Arsenic (mg/L)	YGWC-41	0.005	0.00072	0.01	n/a	No	17	0.003084	0.002126	52.94	Kaplan-Meier	No	0.01	NP (NDs)
Arsenic (mg/L)	YGWC-42	0.002268	0.001391	0.01	n/a	No	17	0.002469	0.001367	17.65	Kaplan-Meier	sqrt(x)	0.01	Param.
Arsenic (mg/L)	YGWC-43	0.005	0.0022	0.01	n/a	No	17	0.004082	0.001737	76.47	None	No	0.01	NP (NDs)
Arsenic (mg/L)	YGWC-49	0.005	0.001	0.01	n/a	No	16	0.004216	0.001687	81.25	None	No	0.01	NP (NDs)
Arsenic (mg/L)	PZ-35	0.005	0.00069	0.01	n/a	No	9	0.003717	0.001947	66.67	None	No	0.002	NP (NDs)
Arsenic (mg/L)	PZ-37	0.005	0.00094	0.01	n/a	No	14	0.002546	0.001919	35.71	None	No	0.01	NP (normality)
Arsenic (mg/L)	YGWC-36A	0.005	0.0014	0.01	n/a	No	21	0.004007	0.001827	76.19	None	No	0.01	NP (NDs)
Barium (mg/L)	YAMW-1	0.07388	0.03319	2	n/a	No	9	0.05344	0.02192	0	None	sqrt(x)	0.01	Param.
Barium (mg/L)	YAMW-2	0.009463	0.007103	2	n/a	No	6	0.008283	0.0008589	0	None	No	0.01	Param.
Barium (mg/L)	YAMW-4	0.021	0.003	2	n/a	No	6	0.00955	0.008568	0	None	No	0.0155	NP (normality)
Barium (mg/L)	YAMW-5	0.0519	0.03029	2	n/a	No	6	0.04033	0.008733	0	None	ln(x)	0.01	Param.
Barium (mg/L)	YGWC-23S	0.04683	0.03194	2	n/a	No	21	0.03939	0.01349	0	None	No	0.01	Param.
Barium (mg/L)	YGWC-38	0.02274	0.01743	2	n/a	No	17	0.02009	0.004235	0	None	No	0.01	Param.
Barium (mg/L)	YGWC-41	0.02852	0.02021	2	n/a	No	17	0.02436	0.006639	0	None	No	0.01	Param.
Barium (mg/L)	YGWC-42	0.04372	0.03	2	n/a	No	17	0.03686	0.01095	0	None	No	0.01	Param.
Barium (mg/L)	YGWC-43	0.03365	0.01834	2	n/a	No	17	0.02599	0.01221	0	None	No	0.01	Param.
Barium (mg/L)	YGWC-49	0.07801	0.068	2	n/a	No	16	0.07301	0.007692	0	None	No	0.01	Param.
Barium (mg/L)	PZ-35	0.07514	0.03196	2	n/a	No	9	0.05344	0.02382	0	None	sqrt(x)	0.01	Param.
Barium (mg/L)	PZ-37	0.0539	0.03597	2	n/a	No	14	0.04494	0.01266	0	None	No	0.01	Param.
Barium (mg/L)	YGWC-36A	0.04504	0.03349	2	n/a	No	21	0.03926	0.01047	0	None	No	0.01	Param.
Beryllium (mg/L)	YAMW-1	0.0005	0.000058	0.004	n/a	No	9	0.0003103	0.0002001	44.44	None	No	0.002	NP (normality)
Beryllium (mg/L)	YAMW-2	0.0005	0.000051	0.004	n/a	No	6	0.0002078	0.0002264	33.33	None	No	0.0155	NP (normality)
Beryllium (mg/L)	YAMW-5	0.0001602	0.0000958	0.004	n/a	No	7	0.000128	0.0000271	0	None	No	0.01	Param.
Beryllium (mg/L)	YGWC-23S	0.00023	0.00009	0.004	n/a	No	21	0.0002098	0.0001716	23.81	None	No	0.01	NP (normality)
Beryllium (mg/L)	YGWC-38	0.0056	0.0028	0.004	n/a	No	17	0.004359	0.001296	0	None	No	0.01	NP (normality)
Beryllium (mg/L)	YGWC-41	0.0037	0.0015	0.004	n/a	No	17	0.002712	0.00101	0	None	No	0.01	NP (normality)
Beryllium (mg/L)	YGWC-42	0.0005	0.000067	0.004	n/a	No	17	0.0003509	0.0002084	64.71	None	No	0.01	NP (NDs)
Beryllium (mg/L)	YGWC-43	0.00053	0.0003	0.004	n/a	No	17	0.0004029	0.0001391	35.29	None	No	0.01	NP (normality)
Beryllium (mg/L)	YGWC-49	0.00015	0.0001	0.004	n/a	No	16	0.0001419	0.00009779	6.25	None	No	0.01	NP (normality)
Beryllium (mg/L)	PZ-35	0.0005092	0.000286	0.004	n/a	No	10	0.000432	0.0001268	20	Kaplan-Meier	No	0.01	Param.
Beryllium (mg/L)	PZ-37	0.0006125	0.0002694	0.004	n/a	No	14	0.0004557	0.0002777	14.29	None	sqrt(x)	0.01	Param.
Beryllium (mg/L)	YGWC-36A	0.0003479	0.0002139	0.004	n/a	No	21	0.0002809	0.0001214	4.762	None	No	0.01	Param.
Cadmium (mg/L)	YAMW-1	0.0005	0.00013	0.005	n/a	No	9	0.0002778	0.0001691	33.33	None	No	0.002	NP (normality)
Cadmium (mg/L)	YAMW-2	0.0005	0.00015	0.005	n/a	No	6	0.0004417	0.0001429	83.33	None	No	0.0155	NP (NDs)
Cadmium (mg/L)	YAMW-5	0.00025	0.0001734	0.005	n/a	No	6	0.0002117	0.00002787	0	None	No	0.01	Param.
Cadmium (mg/L)	YGWC-23S	0.0005	0.00007	0.005	n/a	No	21	0.0004795	0.00009383	95.24	None	No	0.01	NP (NDs)
Cadmium (mg/L)	YGWC-38	0.0029	0.0013	0.005	n/a	No	17	0.00212	0.0007553	0	None	No	0.01	NP (normality)
Cadmium (mg/L)	YGWC-41	0.0005	0.00017	0.005	n/a	No	17	0.0003035	0.0001553	35.29	None	No	0.01	NP (normality)

Confidence Intervals - All Results

Plant Yates Client: Southern Company Data: Plant Yates AMA-R6 Printed 10/6/2022, 11:20 AM

Constituent	Well	Upper Lim.	Lower Lim.	Compliance	Lower Compl.	Sig.	N	Mean	Std. Dev.	%NDs	ND Adj.	Transform	Alpha	Method
Cadmium (mg/L)	YGWC-42	0.0005	0.0002	0.005	n/a	No	17	0.0003982	0.0001579	52.94	None	No	0.01	NP (NDs)
Cadmium (mg/L)	YGWC-49	0.0005	0.00007	0.005	n/a	No	16	0.0004731	0.0001075	93.75	None	No	0.01	NP (NDs)
Cadmium (mg/L)	PZ-35	0.0005	0.00011	0.005	n/a	No	9	0.0004189	0.0001614	77.78	None	No	0.002	NP (NDs)
Cadmium (mg/L)	PZ-37	0.0007678	0.0003708	0.005	n/a	No	14	0.0005693	0.0002803	14.29	None	No	0.01	Param.
Cadmium (mg/L)	YGWC-36A	0.0005	0.00017	0.005	n/a	No	21	0.00028	0.0001625	33.33	None	No	0.01	NP (normality)
Chromium (mg/L)	YAMW-1	0.005	0.00058	0.1	n/a	No	7	0.002054	0.002025	28.57	None	No	0.008	NP (normality)
Chromium (mg/L)	YAMW-2	0.002717	0.0002885	0.1	n/a	No	6	0.002668	0.001972	33.33	Kaplan-Meier	No	0.01	Param.
Chromium (mg/L)	YAMW-4	0.005	0.00057	0.1	n/a	No	6	0.004262	0.001809	83.33	Kaplan-Meier	No	0.0155	NP (NDs)
Chromium (mg/L)	YAMW-5	0.005	0.0016	0.1	n/a	No	6	0.004433	0.001388	83.33	Kaplan-Meier	No	0.0155	NP (NDs)
Chromium (mg/L)	YGWC-23S	0.005	0.00086	0.1	n/a	No	17	0.003596	0.001975	64.71	Kaplan-Meier	No	0.01	NP (NDs)
Chromium (mg/L)	YGWC-38	0.005	0.00065	0.1	n/a	No	17	0.004479	0.00147	88.24	Kaplan-Meier	No	0.01	NP (NDs)
Chromium (mg/L)	YGWC-41	0.005	0.00039	0.1	n/a	No	17	0.004729	0.001118	94.12	Kaplan-Meier	No	0.01	NP (NDs)
Chromium (mg/L)	YGWC-42	0.005	0.0013	0.1	n/a	No	17	0.004255	0.001668	82.35	None	No	0.01	NP (NDs)
Chromium (mg/L)	YGWC-43	0.005	0.00074	0.1	n/a	No	17	0.003975	0.001906	76.47	None	No	0.01	NP (NDs)
Chromium (mg/L)	YGWC-49	0.0021	0.0014	0.1	n/a	No	15	0.001973	0.000873	6.667	None	No	0.01	NP (normality)
Chromium (mg/L)	PZ-35	0.005	0.0006	0.1	n/a	No	7	0.002587	0.002266	42.86	None	No	0.008	NP (normality)
Chromium (mg/L)	PZ-37	0.005	0.0019	0.1	n/a	No	14	0.004257	0.001488	78.57	None	No	0.01	NP (NDs)
Chromium (mg/L)	YGWC-36A	0.005	0.0035	0.1	n/a	No	17	0.004205	0.001578	76.47	None	No	0.01	NP (NDs)
Cobalt (mg/L)	YAMW-1	0.02381	0.006245	0.035	n/a	No	10	0.01521	0.01017	20	Kaplan-Meier	No	0.01	Param.
Cobalt (mg/L)	YAMW-2	0.005052	0.0002235	0.035	n/a	No	6	0.002095	0.002407	0	None	x^(1/3)	0.01	Param.
Cobalt (mg/L)	YAMW-4	0.0008727	0.0003244	0.035	n/a	No	6	0.00058	0.0002195	0	None	sqrt(x)	0.01	Param.
Cobalt (mg/L)	YAMW-5	0.005	0.00077	0.035	n/a	No	6	0.004295	0.001727	83.33	None	No	0.0155	NP (NDs)
Cobalt (mg/L)	YGWC-41	0.005	0.0011	0.035	n/a	No	17	0.003964	0.001932	76.47	None	No	0.01	NP (NDs)
Cobalt (mg/L)	YGWC-42	0.0025	0.0015	0.035	n/a	No	17	0.002082	0.000848	5.882	None	No	0.01	NP (normality)
Cobalt (mg/L)	YGWC-43	0.005	0.0015	0.035	n/a	No	17	0.003026	0.001848	41.18	None	No	0.01	NP (normality)
Cobalt (mg/L)	YGWC-49	0.005	0.0008	0.035	n/a	No	16	0.003906	0.001957	75	None	No	0.01	NP (NDs)
Cobalt (mg/L)	PZ-35	0.0059	0.005	0.035	n/a	No	9	0.0051	0.0003	88.89	None	No	0.002	NP (NDs)
Cobalt (mg/L)	PZ-37	0.0112	0.00419	0.035	n/a	No	14	0.007693	0.004946	0	None	No	0.01	Param.
Cobalt (mg/L)	YGWC-36A	0.005	0.00086	0.035	n/a	No	21	0.003938	0.001949	76.19	None	No	0.01	NP (NDs)
Combined Radium 226 + 228 (pCi/L)	YAMW-1	0.7102	0.27	6.92	n/a	No	8	0.4901	0.2076	0	None	No	0.01	Param.
Combined Radium 226 + 228 (pCi/L)	YAMW-2	0.9918	-0.03967	6.92	n/a	No	6	0.4761	0.3754	0	None	No	0.01	Param.
Combined Radium 226 + 228 (pCi/L)	YAMW-4	1.252	0.1187	6.92	n/a	No	6	0.6852	0.4123	0	None	No	0.01	Param.
Combined Radium 226 + 228 (pCi/L)	YAMW-5	1.432	0.5623	6.92	n/a	No	6	0.9972	0.3166	0	None	No	0.01	Param.
Combined Radium 226 + 228 (pCi/L)	YGWC-23S	0.8103	0.3875	6.92	n/a	No	21	0.5989	0.3832	0	None	No	0.01	Param.
Combined Radium 226 + 228 (pCi/L)	YGWC-38	1.202	0.5865	6.92	n/a	No	17	0.8945	0.4915	0	None	No	0.01	Param.
Combined Radium 226 + 228 (pCi/L)	YGWC-41	1.207	0.5131	6.92	n/a	No	17	0.9114	0.585	0	None	sqrt(x)	0.01	Param.
Combined Radium 226 + 228 (pCi/L)	YGWC-42	2.609	1.087	6.92	n/a	No	17	1.848	1.215	0	None	No	0.01	Param.
Combined Radium 226 + 228 (pCi/L)	YGWC-43	3.865	1.611	6.92	n/a	No	17	2.738	1.798	0	None	No	0.01	Param.
Combined Radium 226 + 228 (pCi/L)	YGWC-49	1.07	0.4869	6.92	n/a	No	16	0.7785	0.4482	0	None	No	0.01	Param.
Combined Radium 226 + 228 (pCi/L)	PZ-35	1.004	0.207	6.92	n/a	No	8	0.6056	0.3761	0	None	No	0.01	Param.
Combined Radium 226 + 228 (pCi/L)	PZ-37	1.953	1.179	6.92	n/a	No	14	1.566	0.5466	0	None	No	0.01	Param.
Combined Radium 226 + 228 (pCi/L)	YGWC-36A	1.009	0.5124	6.92	n/a	No	21	0.7607	0.4502	0	None	No	0.01	Param.
Fluoride (mg/L)	YAMW-2	0.1	0.063	4	n/a	No	6	0.09383	0.01511	83.33	None	No	0.0155	NP (NDs)
Fluoride (mg/L)	YAMW-4	0.1201	0.05659	4	n/a	No	6	0.1097	0.02499	50	Kaplan-Meier	No	0.01	Param.
Fluoride (mg/L)	YAMW-5	0.1	0.055	4	n/a	No	6	0.0925	0.01837	83.33	Kaplan-Meier	No	0.0155	NP (NDs)
Fluoride (mg/L)	YGWC-23S	0.12	0.057	4	n/a	No	22	0.09345	0.02048	81.82	Kaplan-Meier	No	0.01	NP (NDs)
Fluoride (mg/L)	YGWC-38	0.21	0.034	4	n/a	No	18	0.1513	0.1094	66.67	Kaplan-Meier	No	0.01	NP (NDs)
Fluoride (mg/L)	YGWC-41	0.11	0.1	4	n/a	No	18	0.1006	0.002357	88.89	Kaplan-Meier	No	0.01	NP (NDs)
Fluoride (mg/L)	YGWC-42	0.1	0.06	4	n/a	No	18	0.08578	0.02538	72.22	Kaplan-Meier	No	0.01	NP (NDs)
Fluoride (mg/L)	YGWC-43	0.1064	0.06116	4	n/a	No	18	0.1034	0.05025	22.22	Kaplan-Meier	x^(1/3)	0.01	Param.
Fluoride (mg/L)	YGWC-49	0.14	0.09	4	n/a	No	17	0.09941	0.02436	64.71	Kaplan-Meier	No	0.01	NP (NDs)
Fluoride (mg/L)	PZ-37	0.26	0.1	4	n/a	No	14	0.1607	0.1101	71.43	Kaplan-Meier	No	0.01	NP (NDs)
Fluoride (mg/L)	YGWC-36A	0.1	0.094	4	n/a	No	22	0.09345	0.03065	68.18	Kaplan-Meier	No	0.01	NP (NDs)
Lead (mg/L)	YAMW-1	0.001	0.00019	0.015	n/a	No	8	0.0008988	0.0002864	87.5	None	No	0.004	NP (NDs)
Lead (mg/L)	YAMW-2	0.001	0.00008	0.015	n/a	No	6	0.0006983	0.0004674	66.67	None	No	0.0155	NP (NDs)

Confidence Intervals - All Results

Plant Yates Client: Southern Company Data: Plant Yates AMA-R6 Printed 10/6/2022, 11:20 AM

Constituent	Well	Upper Lim.	Lower Lim.	Compliance	Lower Compl.	Sig.	N	Mean	Std. Dev.	%NDs	ND Adj.	Transform	Alpha	Method
Lead (mg/L)	YAMW-4	0.0005822	0.00008192	0.015	n/a	No	6	0.0006527	0.0004058	50	Kaplan-Meier	sqrt(x)	0.01	Param.
Lead (mg/L)	YAMW-5	0.001	0.000041	0.015	n/a	No	6	0.0005373	0.0005073	50	None	No	0.0155	NP (normality)
Lead (mg/L)	YGWC-23S	0.001	0.00044	0.015	n/a	No	19	0.0008329	0.0003395	78.95	None	No	0.01	NP (NDs)
Lead (mg/L)	YGWC-38	0.001	0.0001	0.015	n/a	No	17	0.0008412	0.0003537	82.35	None	No	0.01	NP (NDs)
Lead (mg/L)	YGWC-41	0.0011	0.0002	0.015	n/a	No	17	0.0007975	0.0003923	70.59	None	No	0.01	NP (NDs)
Lead (mg/L)	YGWC-42	0.001	0.0002	0.015	n/a	No	17	0.0007877	0.0003957	76.47	None	No	0.01	NP (NDs)
Lead (mg/L)	YGWC-43	0.001	0.00008	0.015	n/a	No	17	0.0008915	0.0003064	88.24	None	No	0.01	NP (NDs)
Lead (mg/L)	YGWC-49	0.001	0.000059	0.015	n/a	No	16	0.0009412	0.0002353	93.75	None	No	0.01	NP (NDs)
Lead (mg/L)	PZ-35	0.001	0.000087	0.015	n/a	No	8	0.0007796	0.0004084	75	None	No	0.004	NP (NDs)
Lead (mg/L)	PZ-37	0.001	0.0001	0.015	n/a	No	14	0.0006909	0.0004316	64.29	None	No	0.01	NP (NDs)
Lead (mg/L)	YGWC-36A	0.0004751	0.0001666	0.015	n/a	No	19	0.0005753	0.0004306	26.32	Kaplan-Meier	sqrt(x)	0.01	Param.
Lithium (mg/L)	YAMW-1	0.02066	0.006737	0.04	n/a	No	9	0.0137	0.007211	11.11	None	No	0.01	Param.
Lithium (mg/L)	YAMW-4	0.03831	0.01802	0.04	n/a	No	6	0.02817	0.007387	0	None	No	0.01	Param.
Lithium (mg/L)	YAMW-5	0.01646	0.01275	0.04	n/a	No	6	0.01467	0.001366	0	None	x^2	0.01	Param.
Lithium (mg/L)	YGWC-23S	0.0026	0.0018	0.04	n/a	No	21	0.002948	0.002822	4.762	None	No	0.01	NP (normality)
Lithium (mg/L)	YGWC-38	0.008701	0.007287	0.04	n/a	No	17	0.007994	0.001129	0	None	No	0.01	Param.
Lithium (mg/L)	YGWC-41	0.0043	0.0021	0.04	n/a	No	17	0.003924	0.003003	5.882	None	No	0.01	NP (normality)
Lithium (mg/L)	YGWC-42	0.04929	0.03334	0.04	n/a	No	17	0.04132	0.01272	0	None	No	0.01	Param.
Lithium (mg/L)	YGWC-43	0.0181	0.01184	0.04	n/a	No	17	0.01497	0.005	0	None	No	0.01	Param.
Lithium (mg/L)	YGWC-49	0.0038	0.0035	0.04	n/a	No	16	0.003656	0.0002683	0	None	No	0.01	NP (normality)
Lithium (mg/L)	PZ-35	0.015	0.001	0.04	n/a	No	9	0.004144	0.005143	11.11	None	No	0.002	NP (normality)
Lithium (mg/L)	PZ-37	0.02899	0.02111	0.04	n/a	No	14	0.02505	0.005568	7.143	None	No	0.01	Param.
Lithium (mg/L)	YGWC-36A	0.006165	0.002765	0.04	n/a	No	21	0.004823	0.003211	4.762	None	sqrt(x)	0.01	Param.
Mercury (mg/L)	YGWC-23S	0.0002	0.00015	0.002	n/a	No	16	0.0001905	0.00002764	87.5	None	No	0.01	NP (NDs)
Mercury (mg/L)	YGWC-38	0.0002	0.00008	0.002	n/a	No	14	0.0001798	0.00005207	85.71	None	No	0.01	NP (NDs)
Mercury (mg/L)	YGWC-41	0.0002	0.00006	0.002	n/a	No	14	0.00019	0.00003742	92.86	None	No	0.01	NP (NDs)
Mercury (mg/L)	YGWC-42	0.0002	0.000048	0.002	n/a	No	14	0.0001891	0.00004062	92.86	None	No	0.01	NP (NDs)
Mercury (mg/L)	YGWC-43	0.0002	0.00009	0.002	n/a	No	14	0.0001816	0.00004743	85.71	None	No	0.01	NP (NDs)
Mercury (mg/L)	YGWC-49	0.0002	0.00014	0.002	n/a	No	13	0.0001847	0.0000407	84.62	None	No	0.01	NP (NDs)
Mercury (mg/L)	PZ-37	0.0002	0.00019	0.002	n/a	No	14	0.0001893	0.00003731	85.71	None	No	0.01	NP (NDs)
Molybdenum (mg/L)	YAMW-1	0.003878	0.001048	0.1	n/a	No	7	0.00457	0.003863	28.57	Kaplan-Meier	sqrt(x)	0.01	Param.
Molybdenum (mg/L)	YAMW-4	0.008462	0.005404	0.1	n/a	No	6	0.006933	0.001113	0	None	No	0.01	Param.
Molybdenum (mg/L)	YGWC-42	0.01	0.00085	0.1	n/a	No	17	0.004463	0.004265	35.29	None	No	0.01	NP (normality)
Molybdenum (mg/L)	YGWC-43	0.01	0.0012	0.1	n/a	No	17	0.005241	0.004266	41.18	None	No	0.01	NP (normality)
Molybdenum (mg/L)	YGWC-49	0.01	0.0007	0.1	n/a	No	15	0.00938	0.002401	93.33	None	No	0.01	NP (NDs)
Molybdenum (mg/L)	PZ-35	0.01	0.0019	0.1	n/a	No	7	0.008843	0.003062	85.71	None	No	0.008	NP (NDs)
Molybdenum (mg/L)	PZ-37	0.01	0.0015	0.1	n/a	No	14	0.005293	0.004242	42.86	None	No	0.01	NP (normality)
Molybdenum (mg/L)	YGWC-36A	0.01	0.0027	0.1	n/a	No	17	0.007588	0.003568	64.71	None	No	0.01	NP (NDs)
Selenium (mg/L)	YAMW-1	0.0041	0.0019	0.05	n/a	No	9	0.002733	0.0006403	55.56	None	No	0.002	NP (NDs)
Selenium (mg/L)	YAMW-4	0.02029	-0.007902	0.05	n/a	No	7	0.01197	0.009305	28.57	Kaplan-Meier	x^2	0.01	Param.
Selenium (mg/L)	YAMW-5	0.06483	0.03574	0.05	n/a	No	7	0.05029	0.01224	0	None	No	0.01	Param.
Selenium (mg/L)	YGWC-23S	0.03902	0.02809	0.05	n/a	No	21	0.03356	0.009911	0	None	No	0.01	Param.
Selenium (mg/L)	**YGWC-38**	**0.246**	**0.073**	**0.05**	**n/a**	**Yes**	**17**	**0.1551**	**0.08109**	**0**	**None**	**No**	**0.01**	**NP (normality)**
Selenium (mg/L)	YGWC-41	0.06102	0.03908	0.05	n/a	No	17	0.05005	0.01751	0	None	No	0.01	Param.
Selenium (mg/L)	YGWC-42	0.05456	0.04027	0.05	n/a	No	17	0.04742	0.0114	0	None	No	0.01	Param.
Selenium (mg/L)	YGWC-49	0.008667	0.006295	0.05	n/a	No	16	0.007481	0.001823	6.25	None	No	0.01	Param.
Selenium (mg/L)	PZ-35	0.0033	0.0016	0.05	n/a	No	9	0.002544	0.0004586	66.67	None	No	0.002	NP (NDs)
Selenium (mg/L)	**PZ-37**	**0.2857**	**0.2088**	**0.05**	**n/a**	**Yes**	**14**	**0.2473**	**0.0543**	**0**	**None**	**No**	**0.01**	**Param.**
Selenium (mg/L)	YGWC-36A	0.002704	0.001869	0.05	n/a	No	21	0.002443	0.0005473	42.86	Kaplan-Meier	No	0.01	Param.
Thallium (mg/L)	YGWC-49	0.001	0.00009	0.002	n/a	No	14	0.000935	0.0002432	92.86	None	No	0.01	NP (NDs)

Appendix IV Trend Tests - Confidence Interval Exceedances - Significant Results

Plant Yates Client: Southern Company Data: Plant Yates AMA-R6 Printed 10/6/2022, 11:22 AM

Constituent	Well	Slope	Calc.	Critical	Sig.	N	%NDs	Normality	Xform	Alpha	Method
Selenium (mg/L)	**YGWA-17S (bg)**	**0**	**100**	**87**	**Yes**	**21**	**71.43**	**n/a**	**n/a**	**0.01**	**NP**
Selenium (mg/L)	**YGWC-38**	**-0.05246**	**-123**	**-63**	**Yes**	**17**	**0**	**n/a**	**n/a**	**0.01**	**NP**

Appendix IV Trend Tests - Confidence Interval Exceedances - All Results

Plant Yates Client: Southern Company Data: Plant Yates AMA-R6 Printed 10/6/2022, 11:22 AM

Constituent	Well	Slope	Calc.	Critical	Sig.	N	%NDs	Normality	Xform	Alpha	Method
Selenium (mg/L)	**YGWA-17S (bg)**	**0**	**100**	**87**	**Yes**	**21**	**71.43**	**n/a**	**n/a**	**0.01**	**NP**
Selenium (mg/L)	YGWA-18I (bg)	0	0	92	No	22	100	n/a	n/a	0.01	NP
Selenium (mg/L)	YGWA-18S (bg)	0	0	92	No	22	100	n/a	n/a	0.01	NP
Selenium (mg/L)	YGWA-20S (bg)	0	0	92	No	22	100	n/a	n/a	0.01	NP
Selenium (mg/L)	YGWA-21I (bg)	0	39	92	No	22	90.91	n/a	n/a	0.01	NP
Selenium (mg/L)	YGWA-39 (bg)	0	3	68	No	18	94.44	n/a	n/a	0.01	NP
Selenium (mg/L)	YGWA-40 (bg)	-0.0004047	-36	-68	No	18	38.89	n/a	n/a	0.01	NP
Selenium (mg/L)	YGWA-4I (bg)	0	5	92	No	22	90.91	n/a	n/a	0.01	NP
Selenium (mg/L)	YGWA-5D (bg)	0	0	92	No	22	100	n/a	n/a	0.01	NP
Selenium (mg/L)	YGWA-5I (bg)	0	19	92	No	22	95.45	n/a	n/a	0.01	NP
Selenium (mg/L)	**YGWC-38**	**-0.05246**	**-123**	**-63**	**Yes**	**17**	**0**	**n/a**	**n/a**	**0.01**	**NP**
Selenium (mg/L)	YGWA-47 (bg)	0	19	43	No	13	84.62	n/a	n/a	0.01	NP
Selenium (mg/L)	GWA-2 (bg)	0	0	206	No	38	100	n/a	n/a	0.01	NP
Selenium (mg/L)	YGWA-14S (bg)	0	48	81	No	20	70	n/a	n/a	0.01	NP
Selenium (mg/L)	YGWA-1D (bg)	0	0	81	No	20	100	n/a	n/a	0.01	NP
Selenium (mg/L)	YGWA-1I (bg)	0	0	81	No	20	100	n/a	n/a	0.01	NP
Selenium (mg/L)	YGWA-2I (bg)	0	0	81	No	20	100	n/a	n/a	0.01	NP
Selenium (mg/L)	YGWA-30I (bg)	0	0	81	No	20	100	n/a	n/a	0.01	NP
Selenium (mg/L)	YGWA-3D (bg)	0	0	81	No	20	100	n/a	n/a	0.01	NP
Selenium (mg/L)	YGWA-3I (bg)	0	0	81	No	20	100	n/a	n/a	0.01	NP
Selenium (mg/L)	PZ-37	-0.007845	-15	-48	No	14	0	n/a	n/a	0.01	NP

FIGURE A.

Sanitas™ v.9.6.35 Groundwater Stats Consulting. UG
Hollow symbols indicate censored values.

Time Series

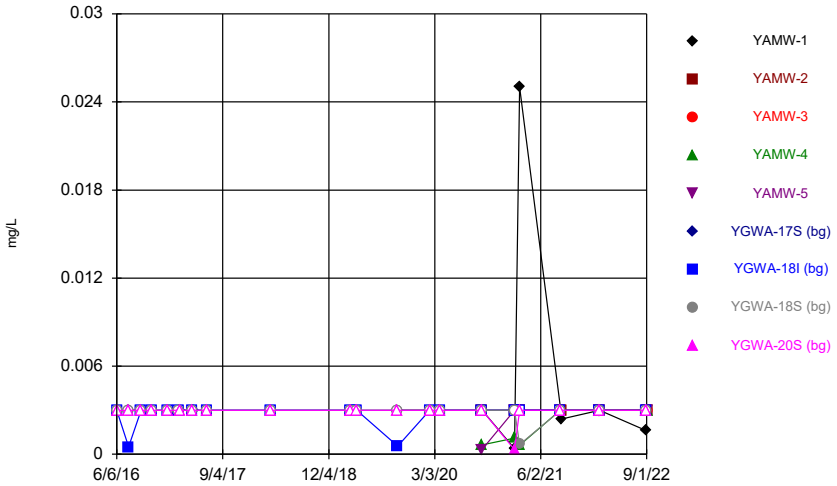

Constituent: Antimony Analysis Run 10/6/2022 10:45 AM
Plant Yates Client: Southern Company Data: Plant Yates AMA-R6

Sanitas™ v.9.6.35 Groundwater Stats Consulting. UG
Hollow symbols indicate censored values.

Time Series

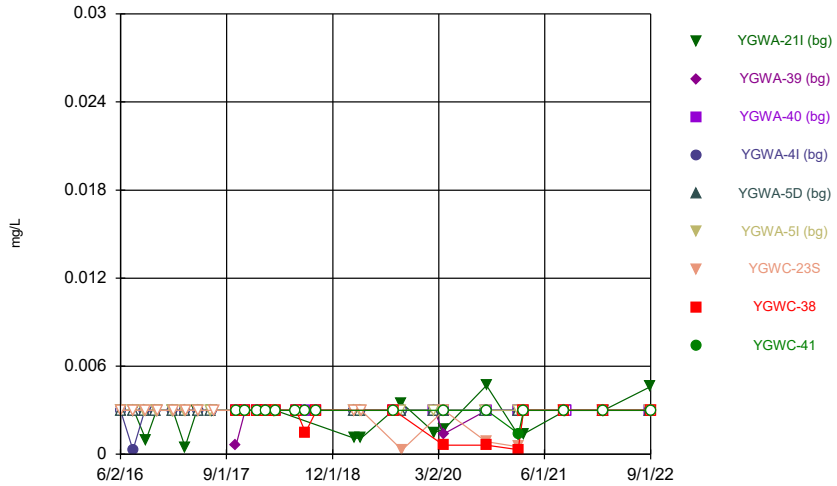

Constituent: Antimony Analysis Run 10/6/2022 10:45 AM
Plant Yates Client: Southern Company Data: Plant Yates AMA-R6

Sanitas™ v.9.6.35 Groundwater Stats Consulting. UG
Hollow symbols indicate censored values.

Time Series

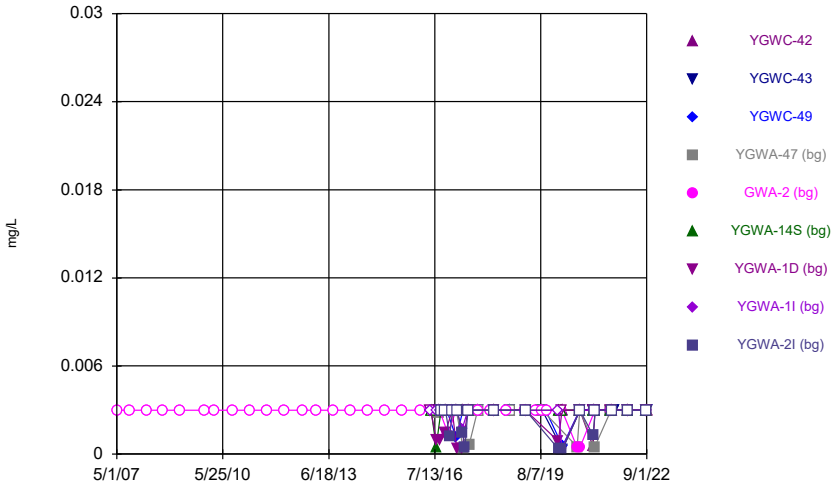

Constituent: Antimony Analysis Run 10/6/2022 10:45 AM
Plant Yates Client: Southern Company Data: Plant Yates AMA-R6

Sanitas™ v.9.6.35 Groundwater Stats Consulting. UG
Hollow symbols indicate censored values.

Time Series

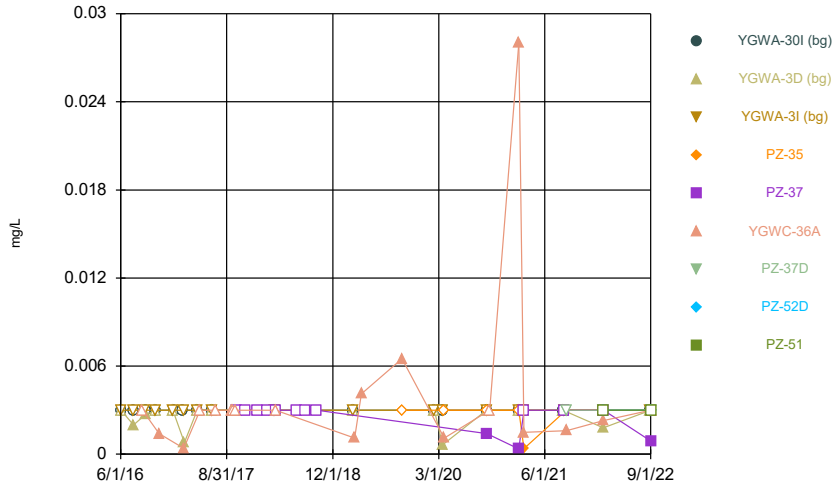

Constituent: Antimony Analysis Run 10/6/2022 10:45 AM
Plant Yates Client: Southern Company Data: Plant Yates AMA-R6

Sanitas™ v.9.6.35 Groundwater Stats Consulting. UG
Hollow symbols indicate censored values.

Time Series

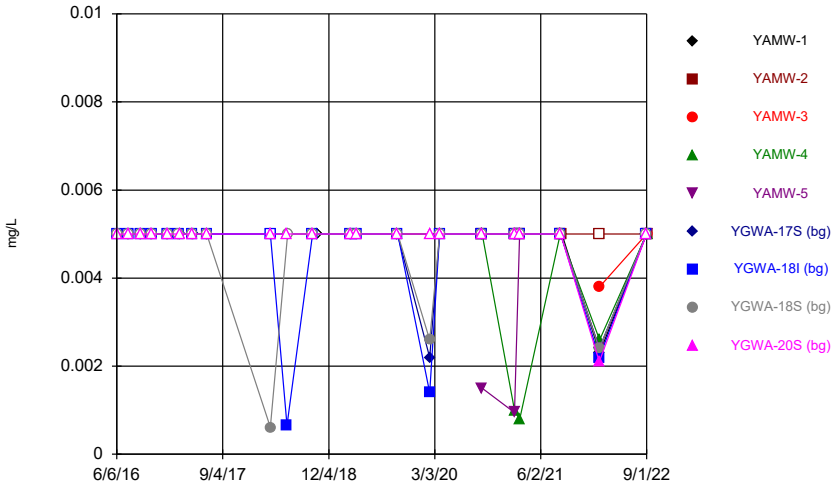

Constituent: Arsenic Analysis Run 10/6/2022 10:45 AM
Plant Yates Client: Southern Company Data: Plant Yates AMA-R6

Sanitas™ v.9.6.35 Groundwater Stats Consulting. UG
Hollow symbols indicate censored values.

Time Series

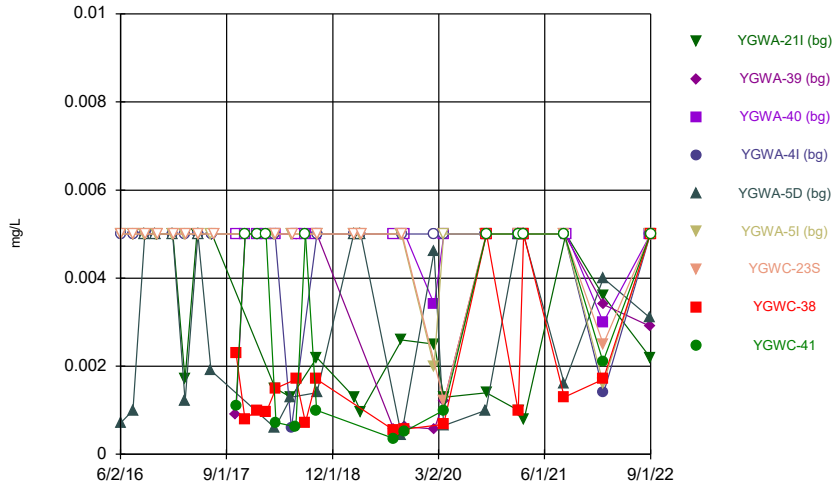

Constituent: Arsenic Analysis Run 10/6/2022 10:45 AM
Plant Yates Client: Southern Company Data: Plant Yates AMA-R6

Sanitas™ v.9.6.35 Groundwater Stats Consulting. UG
Hollow symbols indicate censored values.

Time Series

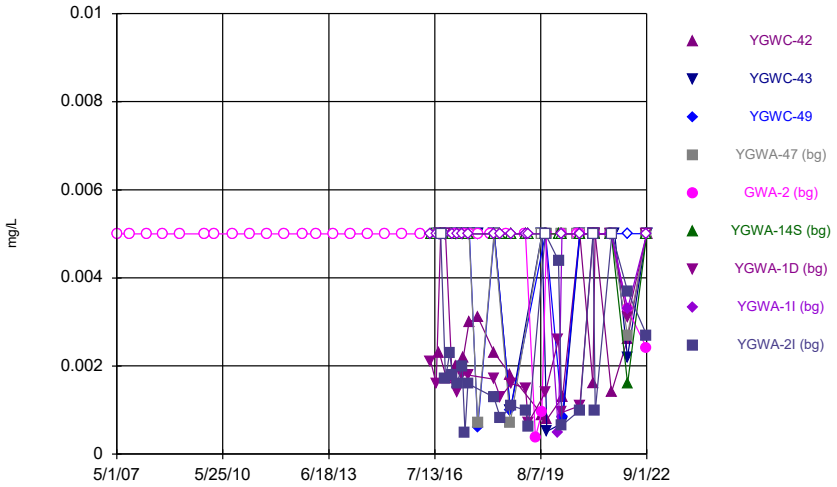

Constituent: Arsenic Analysis Run 10/6/2022 10:45 AM
Plant Yates Client: Southern Company Data: Plant Yates AMA-R6

Sanitas™ v.9.6.35 Groundwater Stats Consulting. UG
Hollow symbols indicate censored values.

Time Series

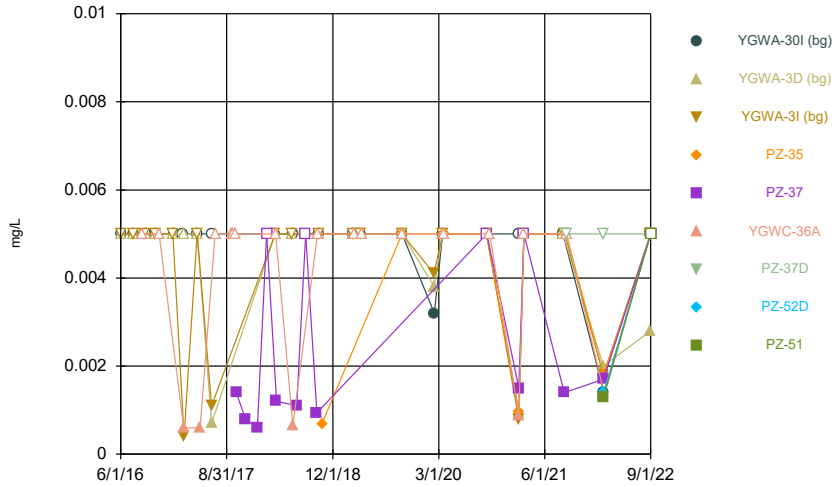

Constituent: Arsenic Analysis Run 10/6/2022 10:45 AM
Plant Yates Client: Southern Company Data: Plant Yates AMA-R6

Sanitas™ v.9.6.35 Groundwater Stats Consulting. UG

Time Series

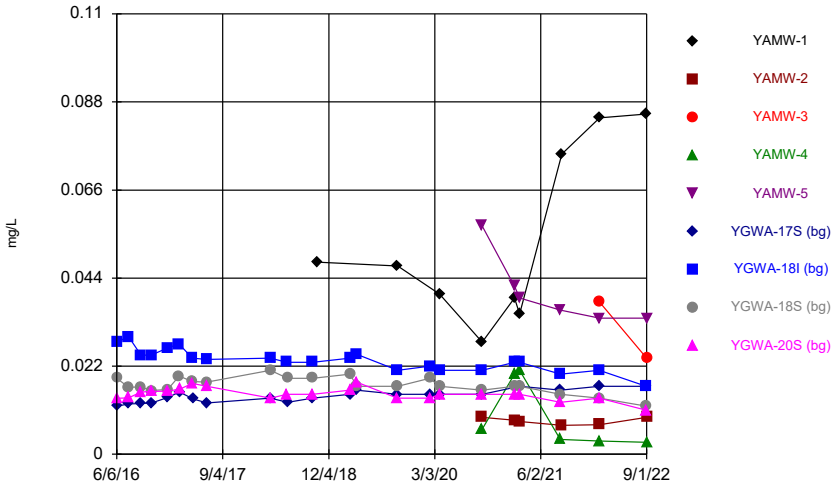

Constituent: Barium Analysis Run 10/6/2022 10:45 AM

Plant Yates Client: Southern Company Data: Plant Yates AMA-R6

Sanitas™ v.9.6.35 Groundwater Stats Consulting. UG

Hollow symbols indicate censored values.

Time Series

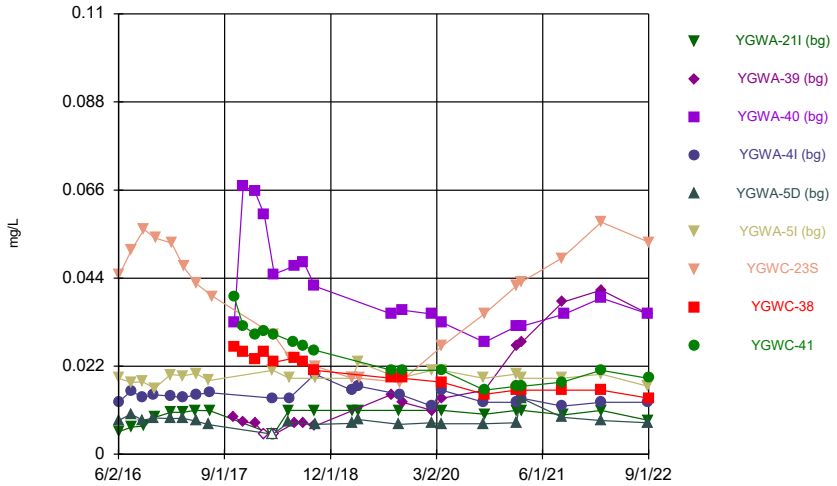

Constituent: Barium Analysis Run 10/6/2022 10:45 AM

Plant Yates Client: Southern Company Data: Plant Yates AMA-R6

Sanitas™ v.9.6.35 Groundwater Stats Consulting. UG

Hollow symbols indicate censored values.

Time Series

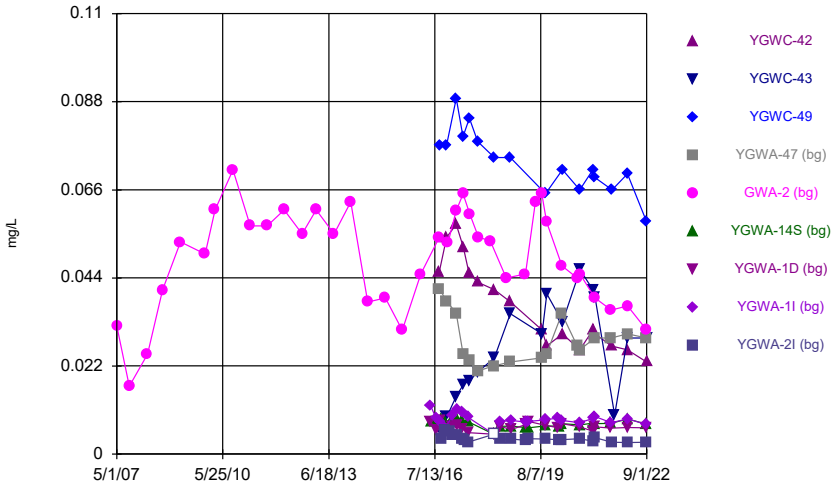

Constituent: Barium Analysis Run 10/6/2022 10:45 AM

Plant Yates Client: Southern Company Data: Plant Yates AMA-R6

Sanitas™ v.9.6.35 Groundwater Stats Consulting. UG

Hollow symbols indicate censored values.

Time Series

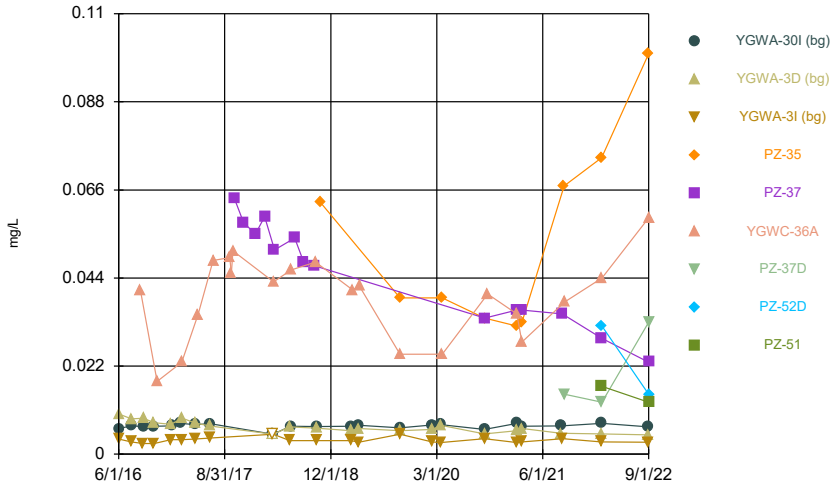

Constituent: Barium Analysis Run 10/6/2022 10:45 AM

Plant Yates Client: Southern Company Data: Plant Yates AMA-R6

Sanitas™ v.9.6.35 Groundwater Stats Consulting. UG
Hollow symbols indicate censored values.

Time Series

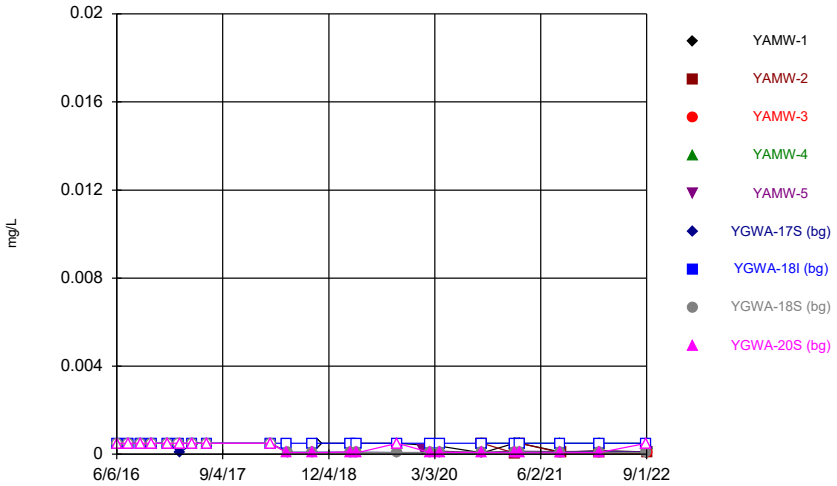

Constituent: Beryllium Analysis Run 10/6/2022 10:45 AM
Plant Yates Client: Southern Company Data: Plant Yates AMA-R6

Sanitas™ v.9.6.35 Groundwater Stats Consulting. UG
Hollow symbols indicate censored values.

Time Series

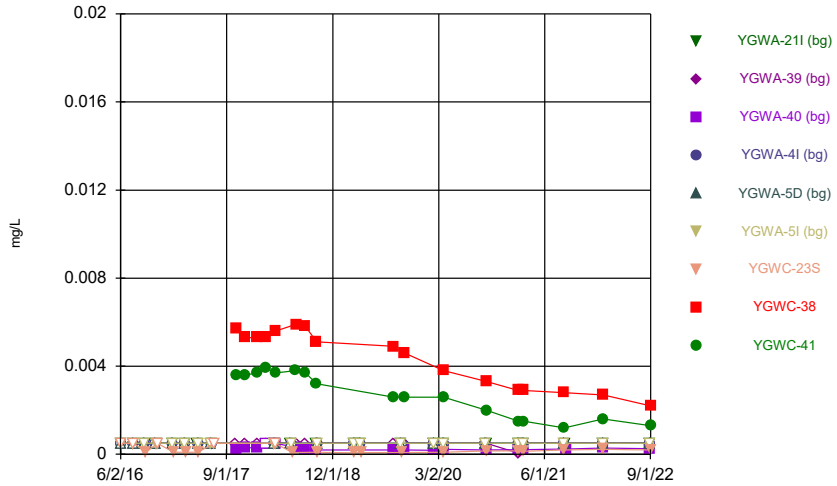

Constituent: Beryllium Analysis Run 10/6/2022 10:45 AM
Plant Yates Client: Southern Company Data: Plant Yates AMA-R6

Sanitas™ v.9.6.35 Groundwater Stats Consulting. UG
Hollow symbols indicate censored values.

Time Series

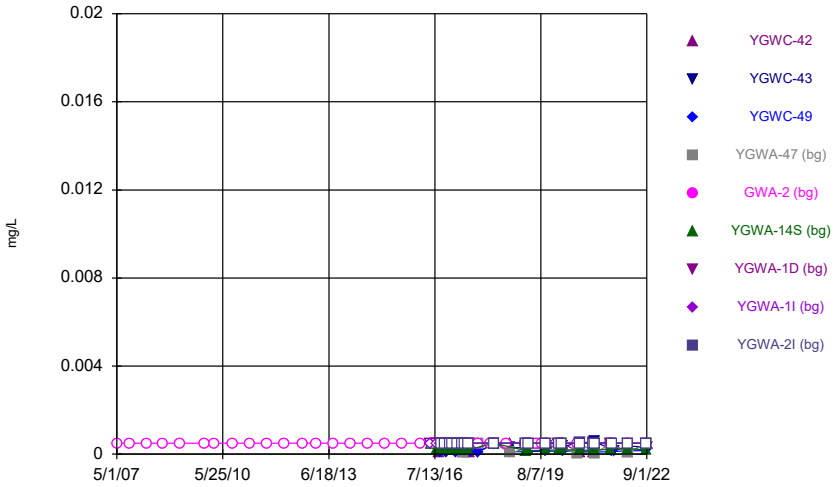

Constituent: Beryllium Analysis Run 10/6/2022 10:45 AM
Plant Yates Client: Southern Company Data: Plant Yates AMA-R6

Sanitas™ v.9.6.35 Groundwater Stats Consulting. UG
Hollow symbols indicate censored values.

Time Series

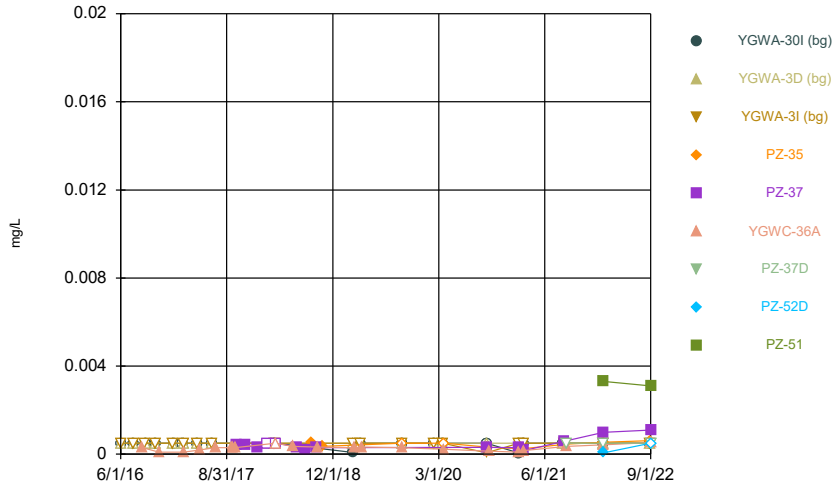

Constituent: Beryllium Analysis Run 10/6/2022 10:45 AM
Plant Yates Client: Southern Company Data: Plant Yates AMA-R6

Sanitas™ v.9.6.35 Groundwater Stats Consulting. UG
Hollow symbols indicate censored values.

Time Series

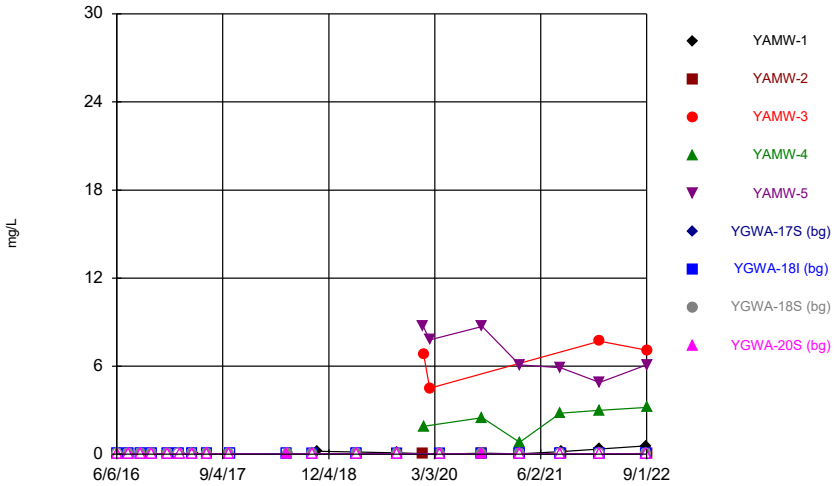

Constituent: Boron Analysis Run 10/6/2022 10:45 AM
Plant Yates Client: Southern Company Data: Plant Yates AMA-R6

Sanitas™ v.9.6.35 Groundwater Stats Consulting. UG
Hollow symbols indicate censored values.

Time Series

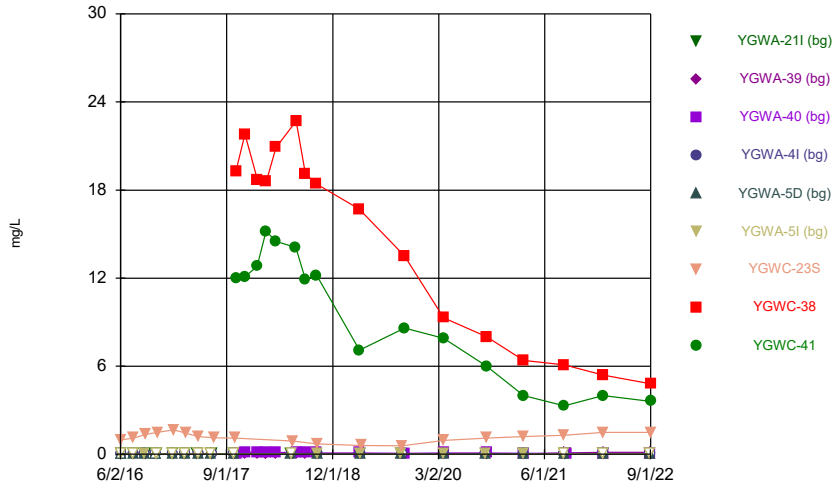

Constituent: Boron Analysis Run 10/6/2022 10:45 AM
Plant Yates Client: Southern Company Data: Plant Yates AMA-R6

Sanitas™ v.9.6.35 Groundwater Stats Consulting. UG
Hollow symbols indicate censored values.

Time Series

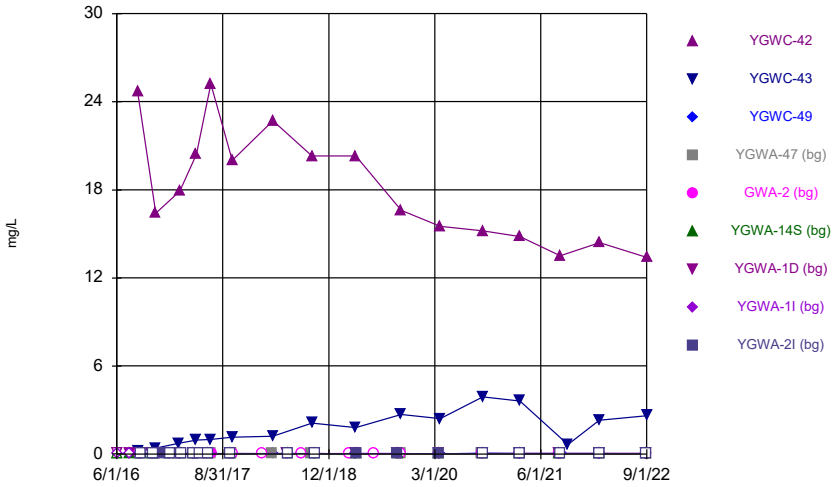

Constituent: Boron Analysis Run 10/6/2022 10:45 AM
Plant Yates Client: Southern Company Data: Plant Yates AMA-R6

Sanitas™ v.9.6.35 Groundwater Stats Consulting. UG
Hollow symbols indicate censored values.

Time Series

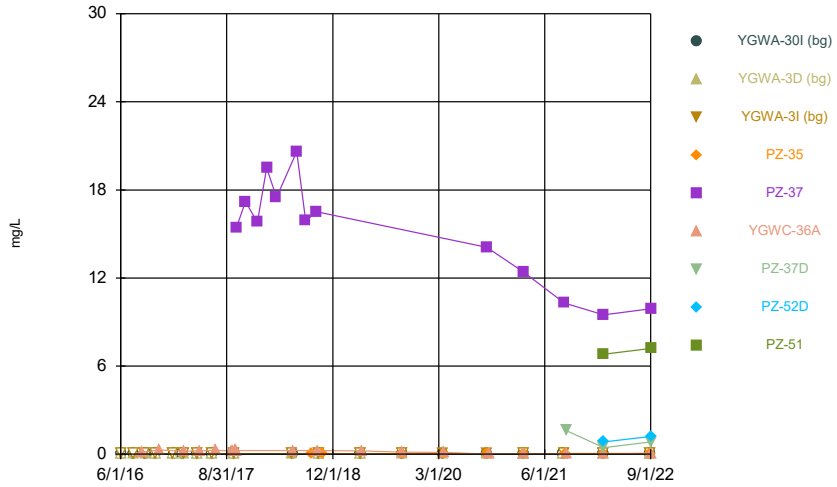

Constituent: Boron Analysis Run 10/6/2022 10:45 AM
Plant Yates Client: Southern Company Data: Plant Yates AMA-R6

Sanitas™ v.9.6.35 Groundwater Stats Consulting. UG
Hollow symbols indicate censored values.

Time Series

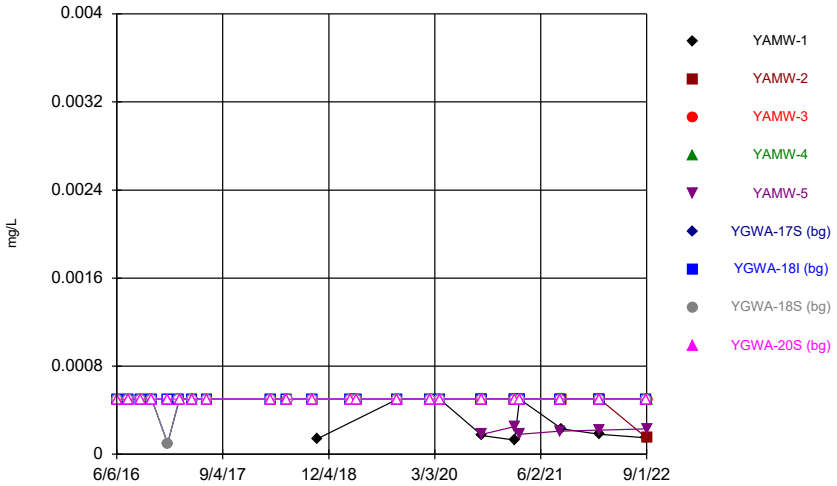

Constituent: Cadmium Analysis Run 10/6/2022 10:45 AM
Plant Yates Client: Southern Company Data: Plant Yates AMA-R6

Sanitas™ v.9.6.35 Groundwater Stats Consulting. UG
Hollow symbols indicate censored values.

Time Series

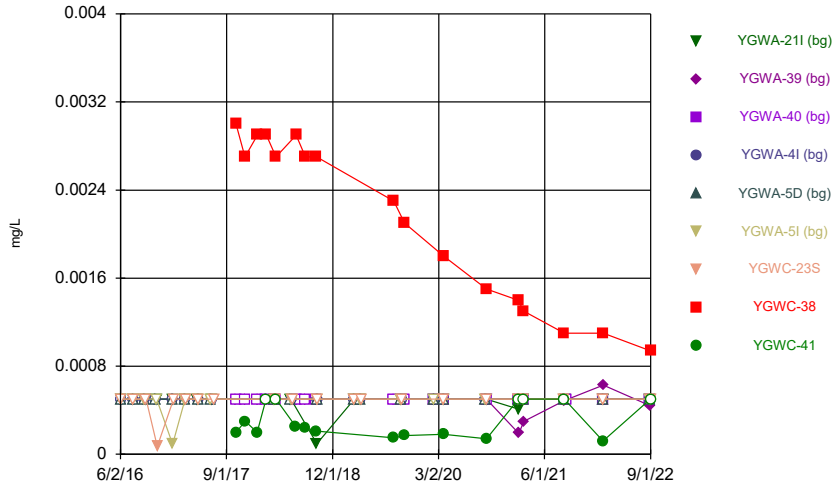

Constituent: Cadmium Analysis Run 10/6/2022 10:45 AM
Plant Yates Client: Southern Company Data: Plant Yates AMA-R6

Sanitas™ v.9.6.35 Groundwater Stats Consulting. UG
Hollow symbols indicate censored values.

Time Series

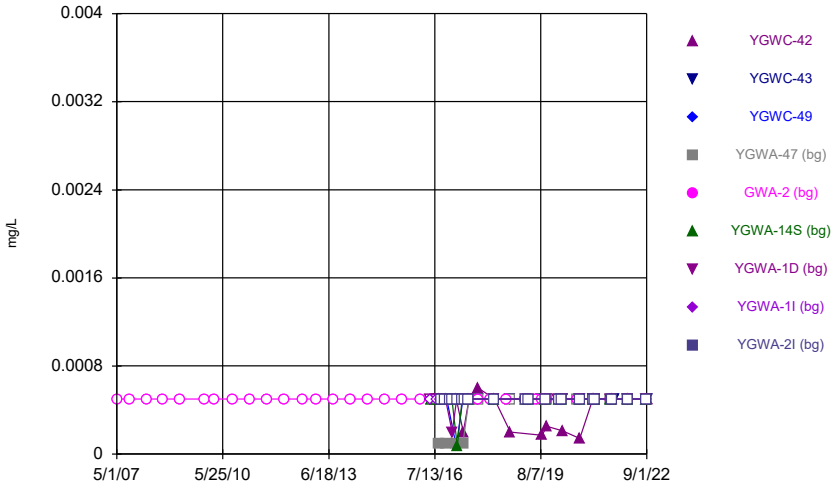

Constituent: Cadmium Analysis Run 10/6/2022 10:45 AM
Plant Yates Client: Southern Company Data: Plant Yates AMA-R6

Sanitas™ v.9.6.35 Groundwater Stats Consulting. UG
Hollow symbols indicate censored values.

Time Series

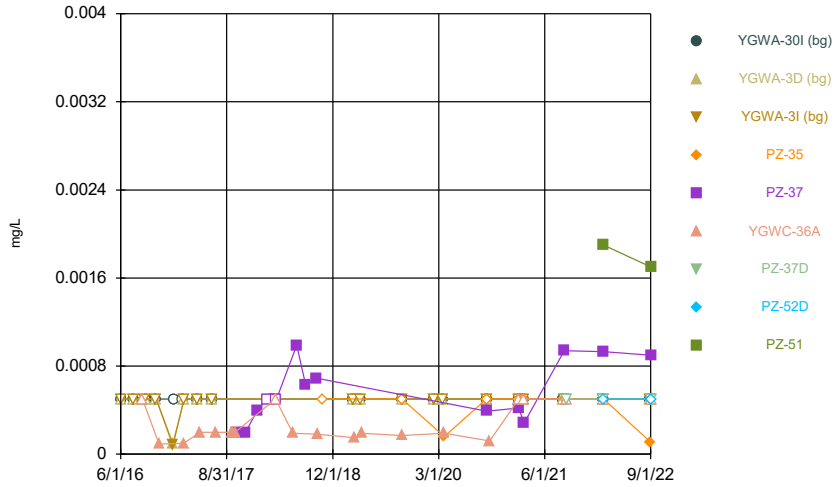

Constituent: Cadmium Analysis Run 10/6/2022 10:45 AM
Plant Yates Client: Southern Company Data: Plant Yates AMA-R6

Sanitas™ v.9.6.35 Groundwater Stats Consulting. UG

Time Series

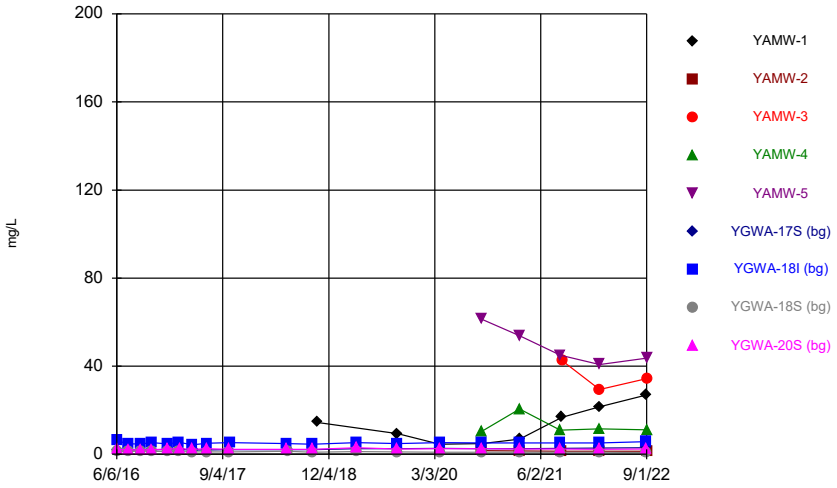

Constituent: Calcium Analysis Run 10/6/2022 10:45 AM

Plant Yates Client: Southern Company Data: Plant Yates AMA-R6

Sanitas™ v.9.6.35 Groundwater Stats Consulting. UG

Hollow symbols indicate censored values.

Time Series

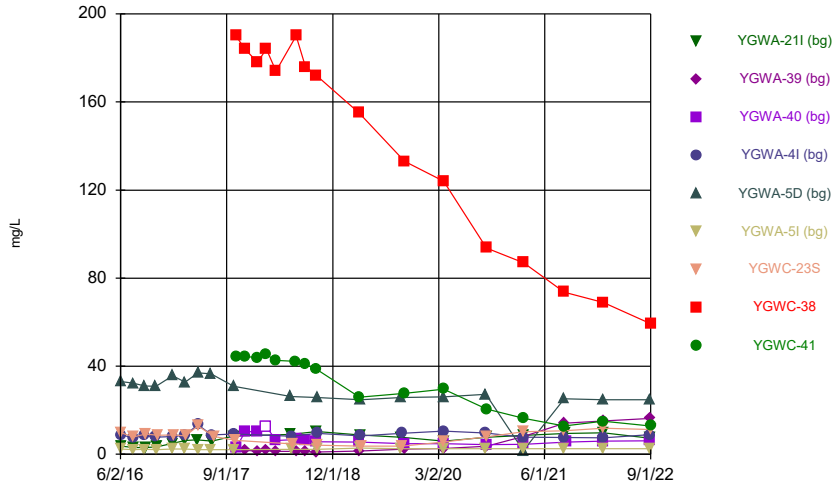

Constituent: Calcium Analysis Run 10/6/2022 10:45 AM

Plant Yates Client: Southern Company Data: Plant Yates AMA-R6

Sanitas™ v.9.6.35 Groundwater Stats Consulting. UG

Hollow symbols indicate censored values.

Time Series

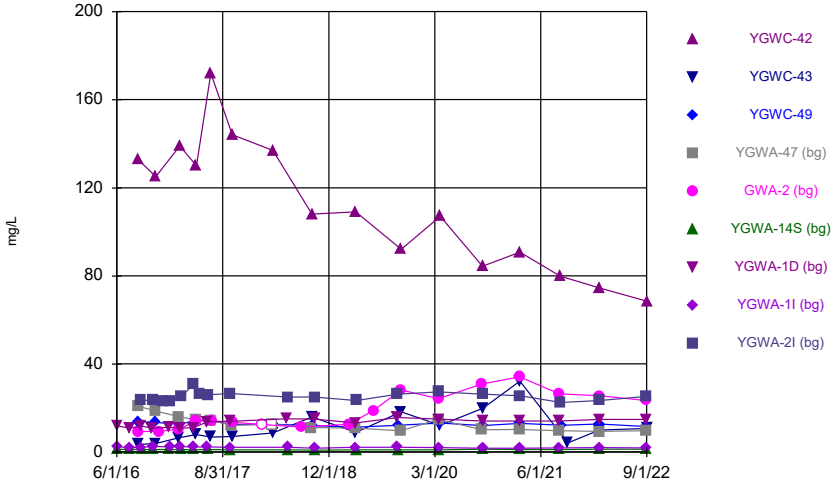

Constituent: Calcium Analysis Run 10/6/2022 10:45 AM

Plant Yates Client: Southern Company Data: Plant Yates AMA-R6

Sanitas™ v.9.6.35 Groundwater Stats Consulting. UG

Time Series

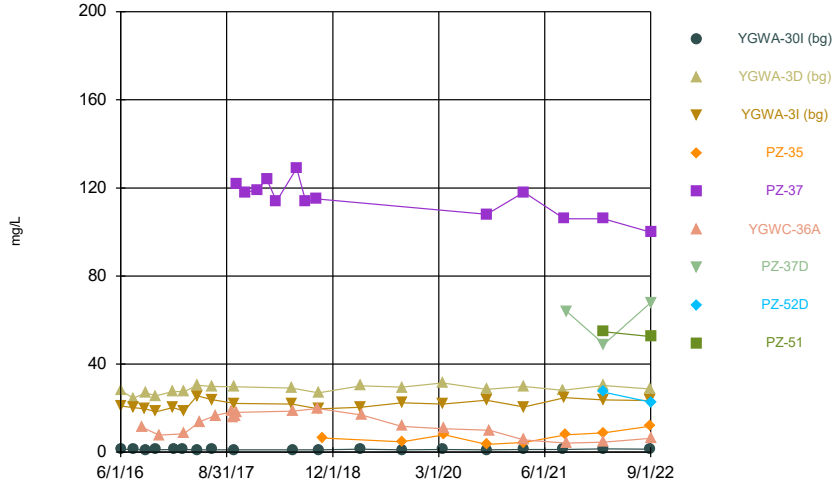

Constituent: Calcium Analysis Run 10/6/2022 10:45 AM

Plant Yates Client: Southern Company Data: Plant Yates AMA-R6

Time Series

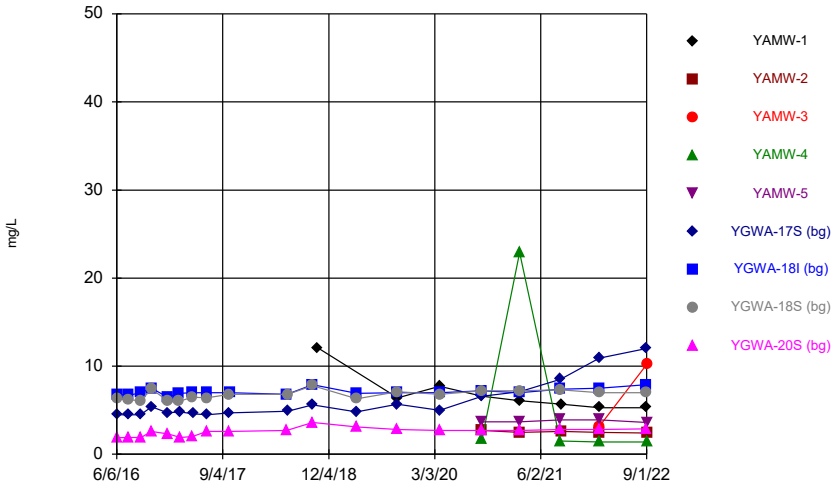

Constituent: Chloride Analysis Run 10/6/2022 10:45 AM

Plant Yates Client: Southern Company Data: Plant Yates AMA-R6

Sanitas™ v.9.6.35 Groundwater Stats Consulting. UG

Time Series

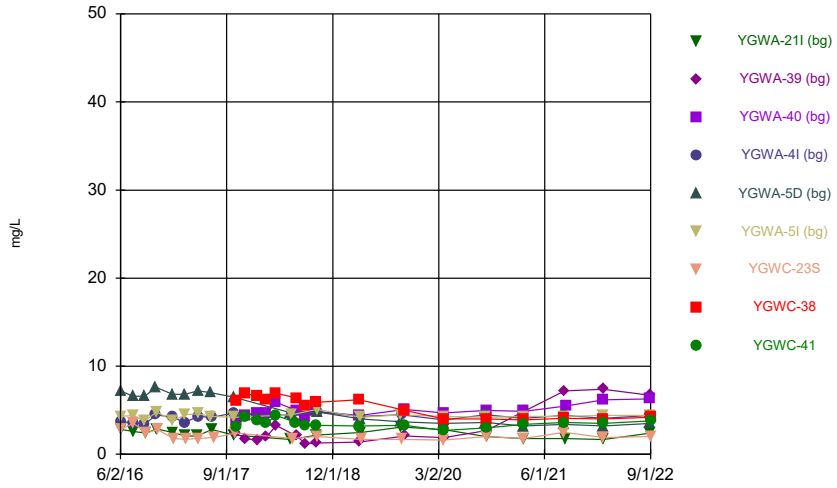

Constituent: Chloride Analysis Run 10/6/2022 10:45 AM

Plant Yates Client: Southern Company Data: Plant Yates AMA-R6

Sanitas™ v.9.6.35 Groundwater Stats Consulting. UG

Time Series

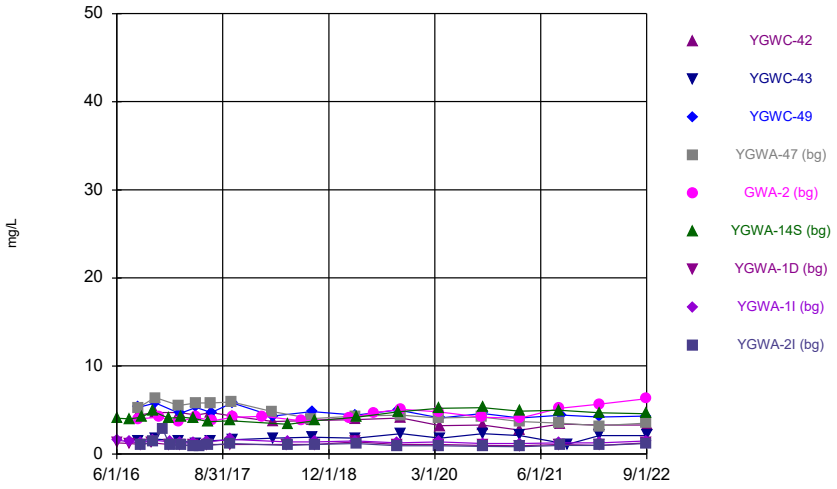

Constituent: Chloride Analysis Run 10/6/2022 10:45 AM

Plant Yates Client: Southern Company Data: Plant Yates AMA-R6

Sanitas™ v.9.6.35 Groundwater Stats Consulting. UG

Time Series

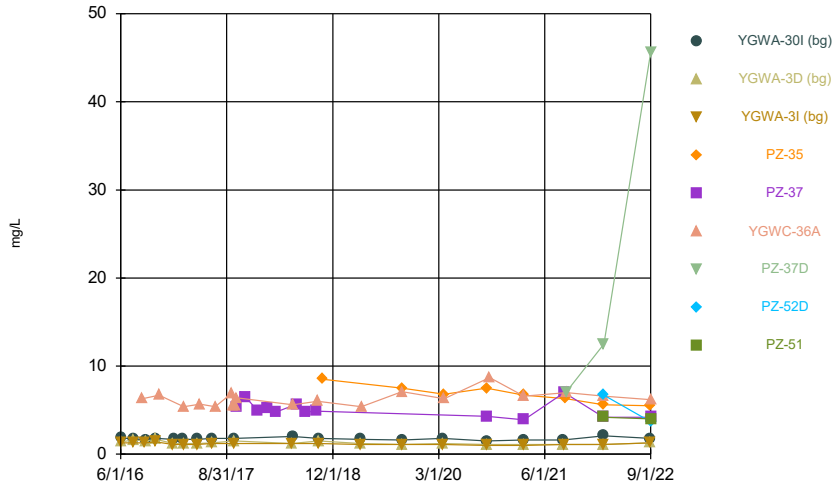

Constituent: Chloride Analysis Run 10/6/2022 10:45 AM

Plant Yates Client: Southern Company Data: Plant Yates AMA-R6

Sanitas™ v.9.6.35 Groundwater Stats Consulting. UG
Hollow symbols indicate censored values.

Time Series

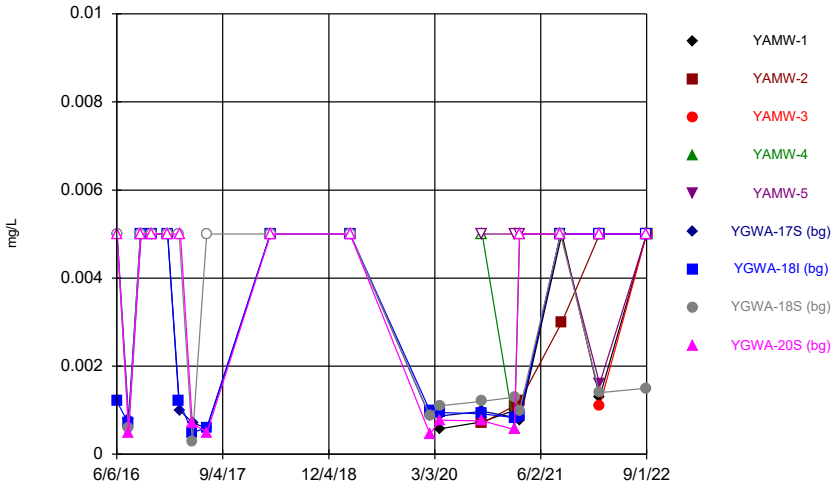

Constituent: Chromium Analysis Run 10/6/2022 10:45 AM
Plant Yates Client: Southern Company Data: Plant Yates AMA-R6

Sanitas™ v.9.6.35 Groundwater Stats Consulting. UG
Hollow symbols indicate censored values.

Time Series

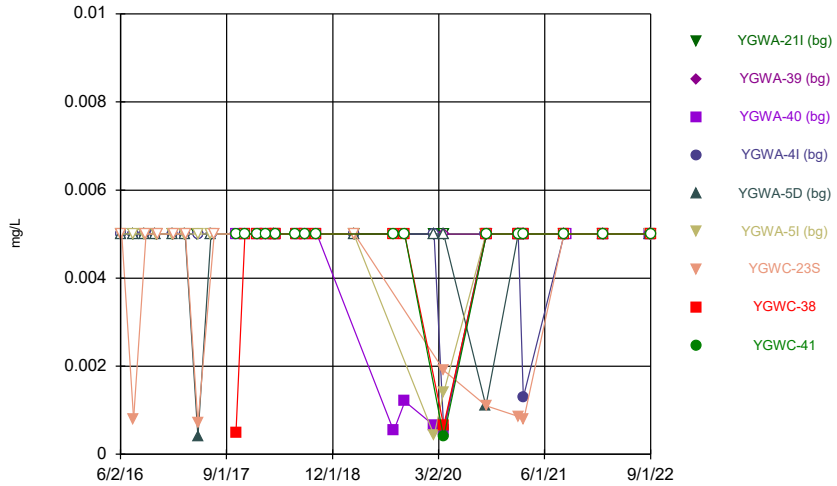

Constituent: Chromium Analysis Run 10/6/2022 10:45 AM
Plant Yates Client: Southern Company Data: Plant Yates AMA-R6

Sanitas™ v.9.6.35 Groundwater Stats Consulting. UG
Hollow symbols indicate censored values.

Time Series

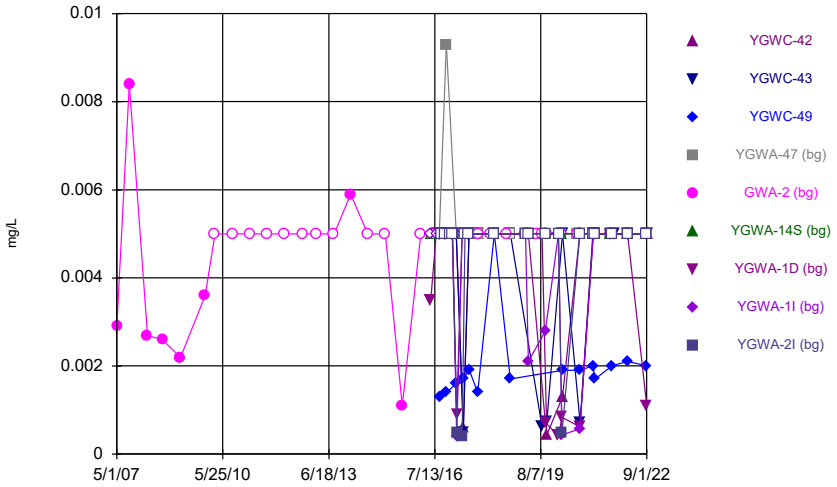

Constituent: Chromium Analysis Run 10/6/2022 10:45 AM
Plant Yates Client: Southern Company Data: Plant Yates AMA-R6

Sanitas™ v.9.6.35 Groundwater Stats Consulting. UG
Hollow symbols indicate censored values.

Time Series

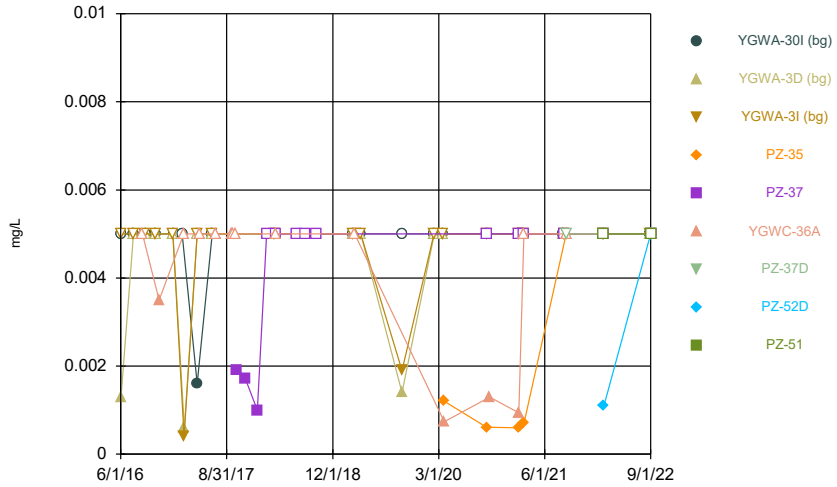

Constituent: Chromium Analysis Run 10/6/2022 10:45 AM
Plant Yates Client: Southern Company Data: Plant Yates AMA-R6

Sanitas™ v.9.6.35 Groundwater Stats Consulting. UG
Hollow symbols indicate censored values.

Time Series

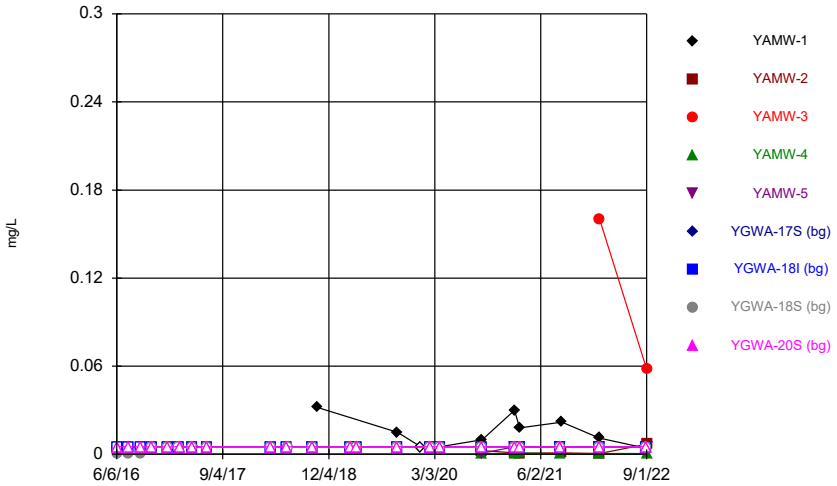

Constituent: Cobalt Analysis Run 10/6/2022 10:45 AM
Plant Yates Client: Southern Company Data: Plant Yates AMA-R6

Sanitas™ v.9.6.35 Groundwater Stats Consulting. UG
Hollow symbols indicate censored values.

Time Series

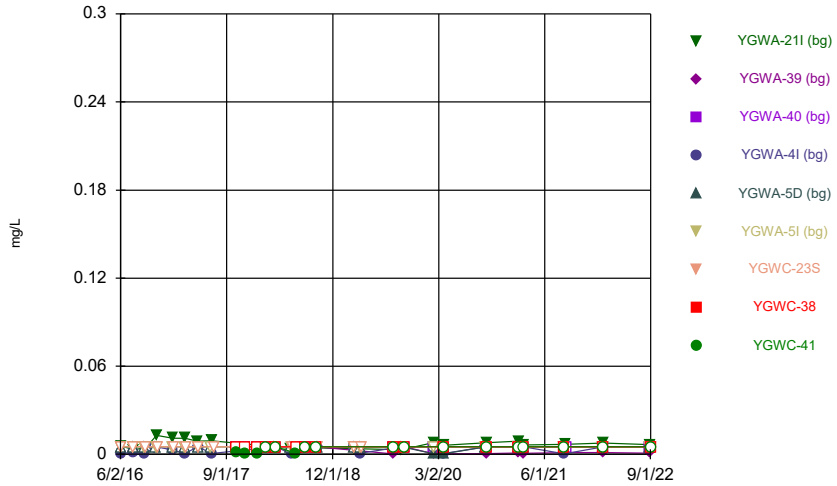

Constituent: Cobalt Analysis Run 10/6/2022 10:45 AM
Plant Yates Client: Southern Company Data: Plant Yates AMA-R6

Sanitas™ v.9.6.35 Groundwater Stats Consulting. UG
Hollow symbols indicate censored values.

Time Series

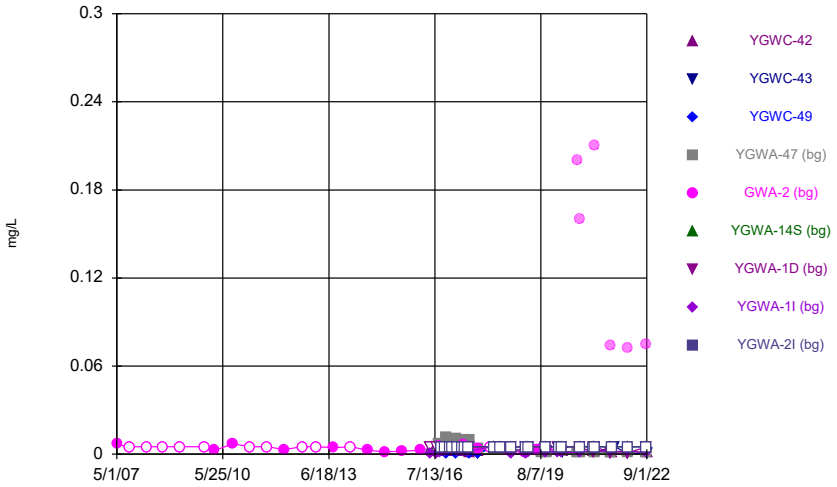

Constituent: Cobalt Analysis Run 10/6/2022 10:45 AM
Plant Yates Client: Southern Company Data: Plant Yates AMA-R6

Sanitas™ v.9.6.35 Groundwater Stats Consulting. UG
Hollow symbols indicate censored values.

Time Series

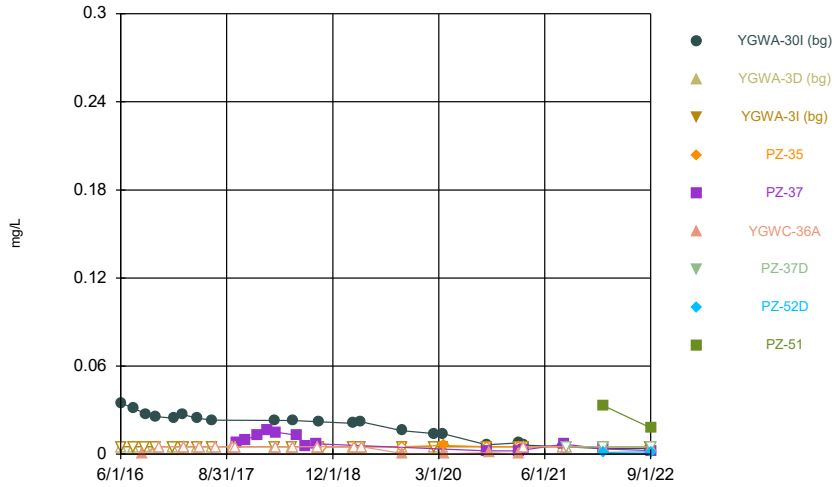

Constituent: Cobalt Analysis Run 10/6/2022 10:45 AM
Plant Yates Client: Southern Company Data: Plant Yates AMA-R6

Sanitas™ v.9.6.35 Groundwater Stats Consulting. UG

Time Series

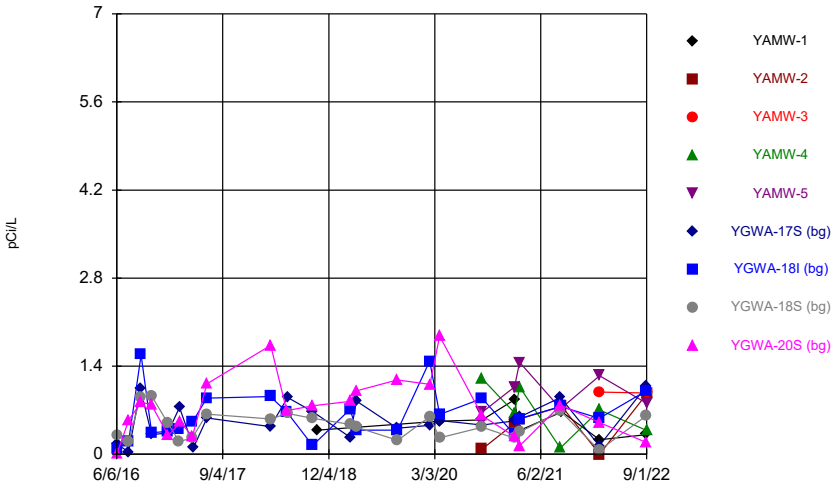

Constituent: Combined Radium 226 + 228 Analysis Run 10/6/2022 10:45 AM

Plant Yates Client: Southern Company Data: Plant Yates AMA-R6

Sanitas™ v.9.6.35 Groundwater Stats Consulting. UG

Time Series

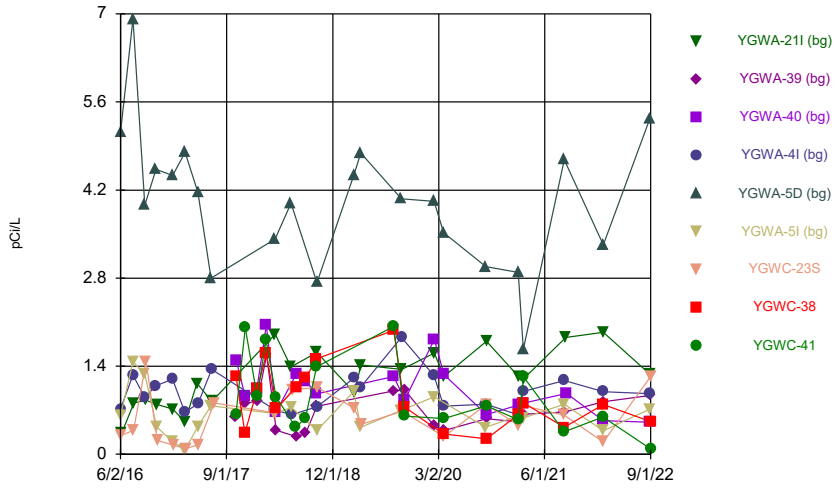

Constituent: Combined Radium 226 + 228 Analysis Run 10/6/2022 10:45 AM

Plant Yates Client: Southern Company Data: Plant Yates AMA-R6

Sanitas™ v.9.6.35 Groundwater Stats Consulting. UG

Time Series

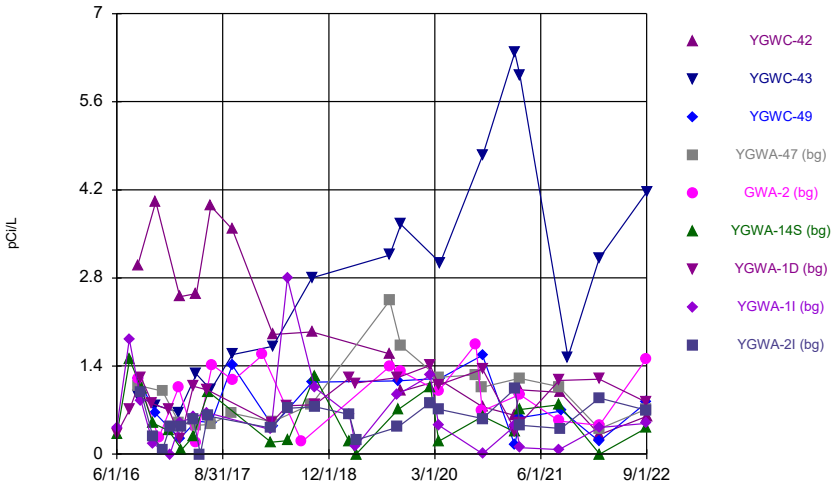

Constituent: Combined Radium 226 + 228 Analysis Run 10/6/2022 10:45 AM

Plant Yates Client: Southern Company Data: Plant Yates AMA-R6

Sanitas™ v.9.6.35 Groundwater Stats Consulting. UG

Time Series

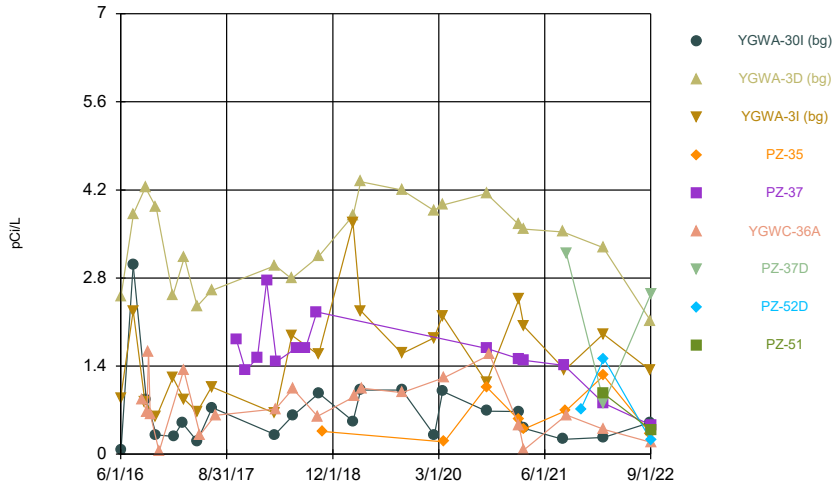

Constituent: Combined Radium 226 + 228 Analysis Run 10/6/2022 10:45 AM

Plant Yates Client: Southern Company Data: Plant Yates AMA-R6

Sanitas™ v.9.6.35 Groundwater Stats Consulting. UG
Hollow symbols indicate censored values.

Time Series

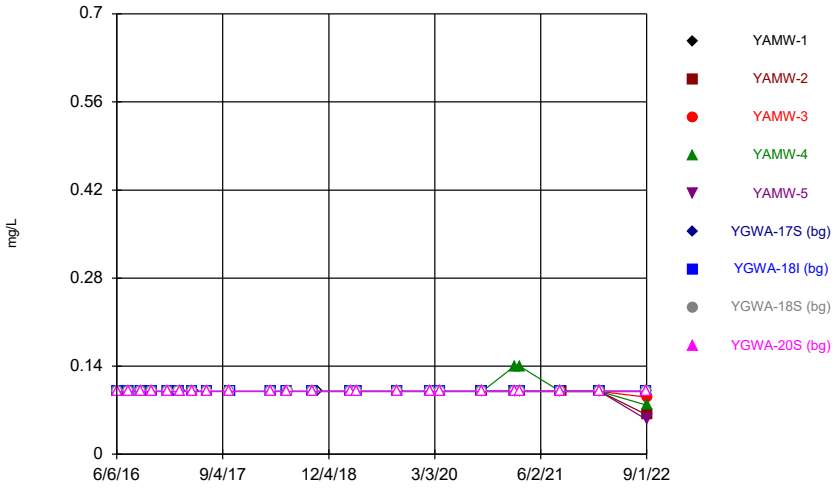

Constituent: Fluoride Analysis Run 10/6/2022 10:45 AM
Plant Yates Client: Southern Company Data: Plant Yates AMA-R6

Sanitas™ v.9.6.35 Groundwater Stats Consulting. UG
Hollow symbols indicate censored values.

Time Series

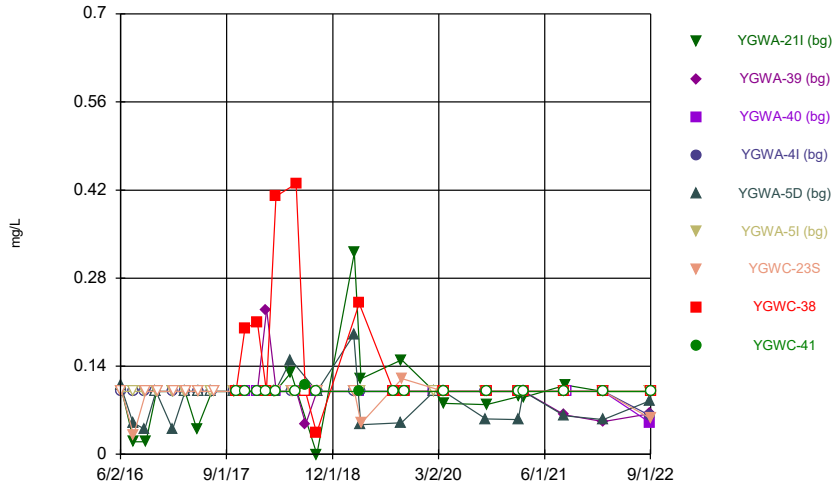

Constituent: Fluoride Analysis Run 10/6/2022 10:45 AM
Plant Yates Client: Southern Company Data: Plant Yates AMA-R6

Sanitas™ v.9.6.35 Groundwater Stats Consulting. UG
Hollow symbols indicate censored values.

Time Series

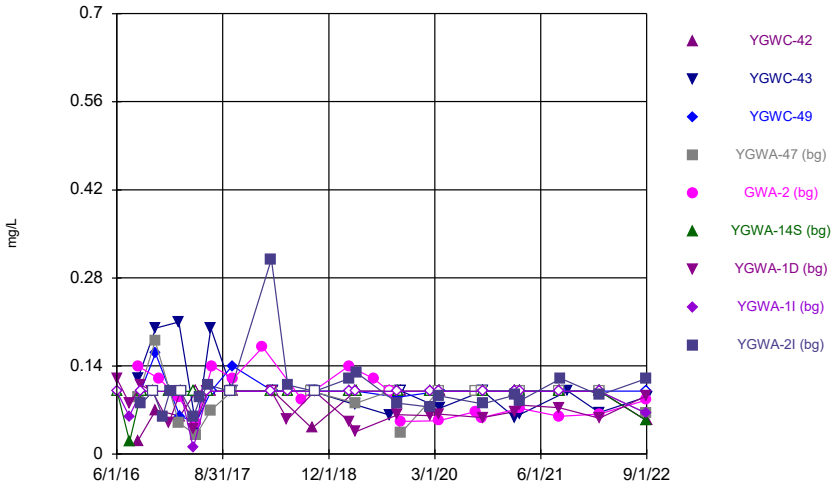

Constituent: Fluoride Analysis Run 10/6/2022 10:46 AM
Plant Yates Client: Southern Company Data: Plant Yates AMA-R6

Sanitas™ v.9.6.35 Groundwater Stats Consulting. UG
Hollow symbols indicate censored values.

Time Series

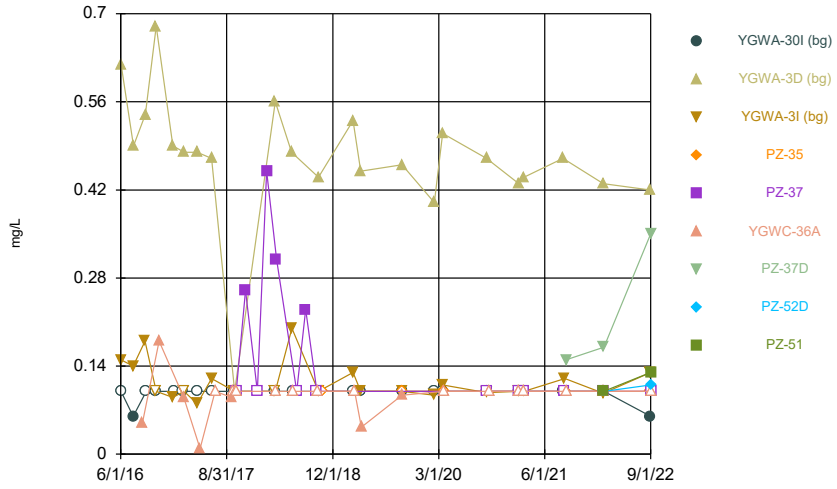

Constituent: Fluoride Analysis Run 10/6/2022 10:46 AM
Plant Yates Client: Southern Company Data: Plant Yates AMA-R6

Sanitas™ v.9.6.35 Groundwater Stats Consulting. UG
Hollow symbols indicate censored values.

Time Series

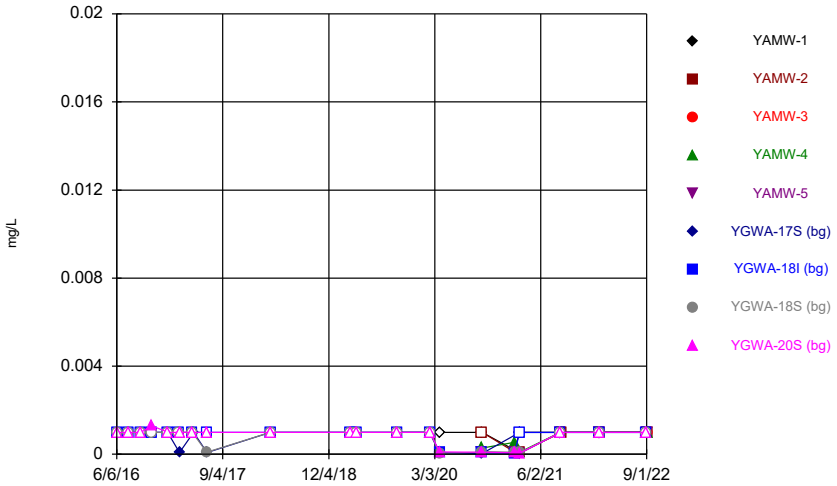

Constituent: Lead Analysis Run 10/6/2022 10:46 AM
Plant Yates Client: Southern Company Data: Plant Yates AMA-R6

Sanitas™ v.9.6.35 Groundwater Stats Consulting. UG
Hollow symbols indicate censored values.

Time Series

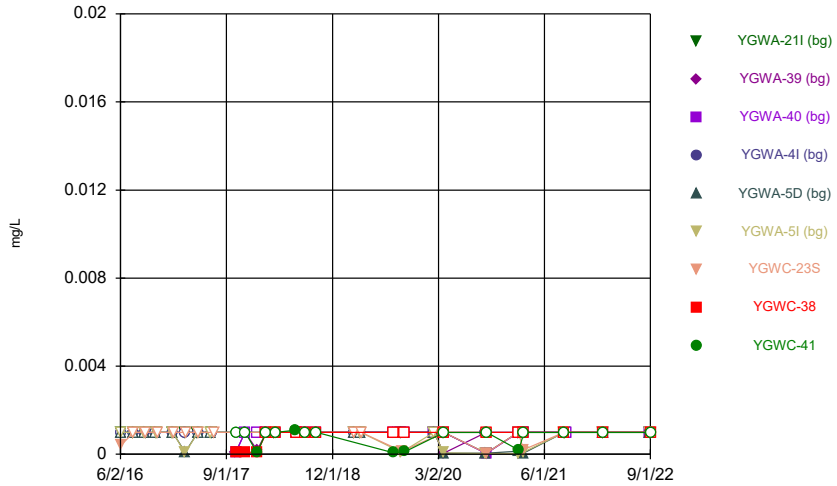

Constituent: Lead Analysis Run 10/6/2022 10:46 AM
Plant Yates Client: Southern Company Data: Plant Yates AMA-R6

Sanitas™ v.9.6.35 Groundwater Stats Consulting. UG
Hollow symbols indicate censored values.

Time Series

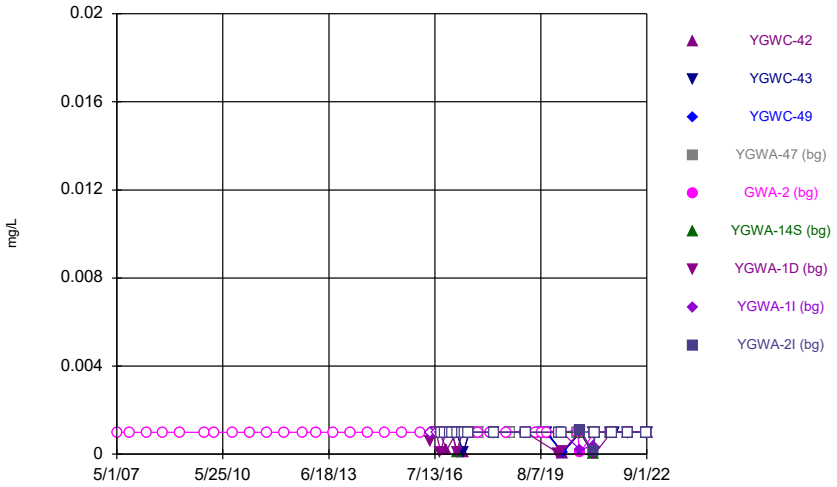

Constituent: Lead Analysis Run 10/6/2022 10:46 AM
Plant Yates Client: Southern Company Data: Plant Yates AMA-R6

Sanitas™ v.9.6.35 Groundwater Stats Consulting. UG
Hollow symbols indicate censored values.

Time Series

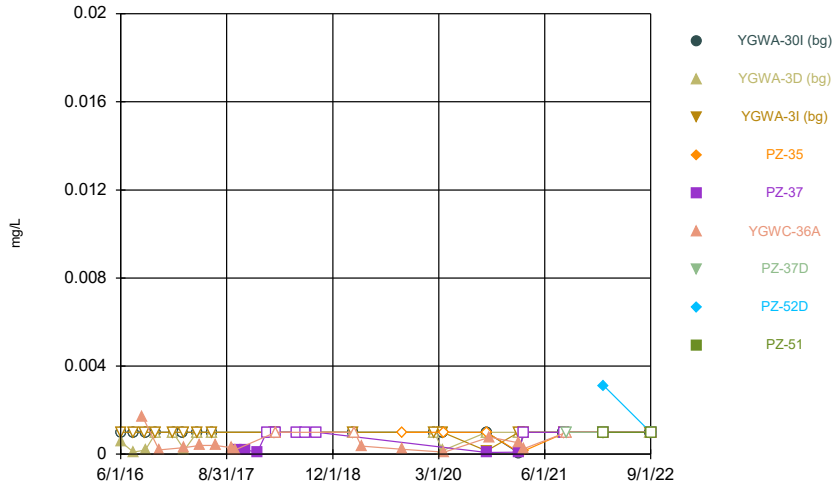

Constituent: Lead Analysis Run 10/6/2022 10:46 AM
Plant Yates Client: Southern Company Data: Plant Yates AMA-R6

Sanitas™ v.9.6.35 Groundwater Stats Consulting. UG
Hollow symbols indicate censored values.

Time Series

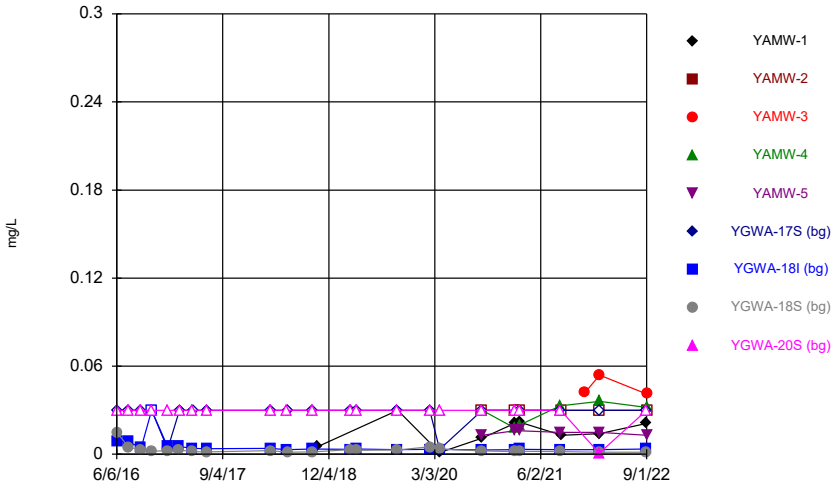

Constituent: Lithium Analysis Run 10/6/2022 10:46 AM
Plant Yates Client: Southern Company Data: Plant Yates AMA-R6

Sanitas™ v.9.6.35 Groundwater Stats Consulting. UG
Hollow symbols indicate censored values.

Time Series

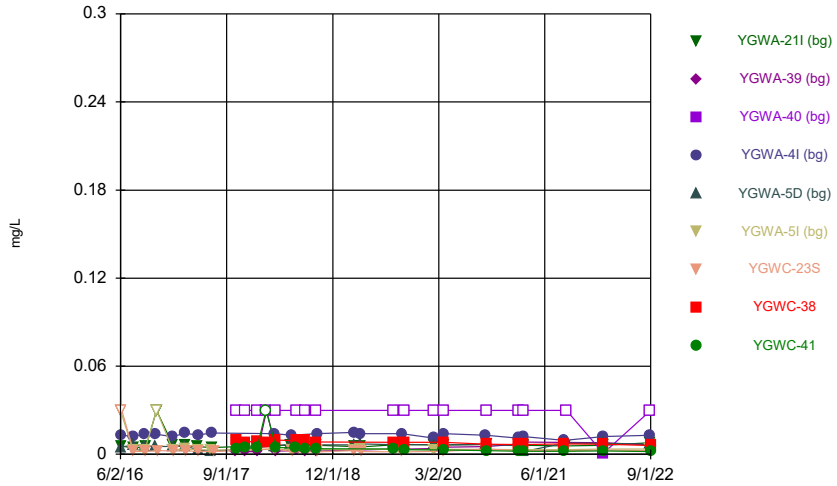

Constituent: Lithium Analysis Run 10/6/2022 10:46 AM
Plant Yates Client: Southern Company Data: Plant Yates AMA-R6

Sanitas™ v.9.6.35 Groundwater Stats Consulting. UG
Hollow symbols indicate censored values.

Time Series

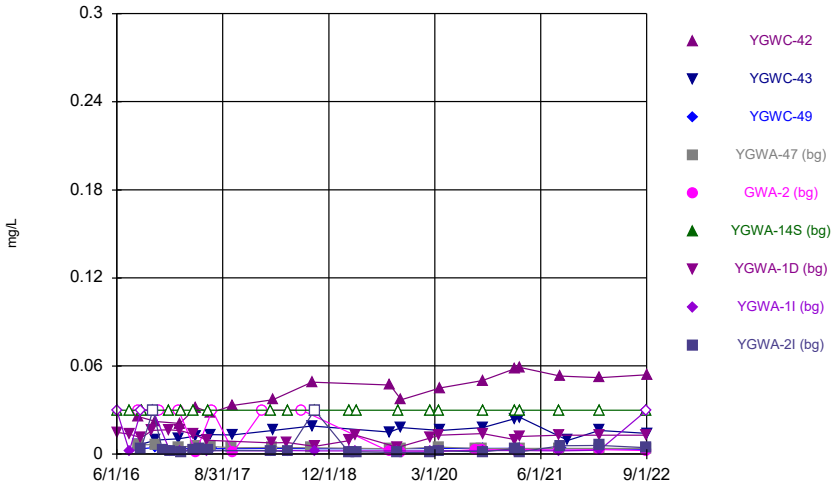

Constituent: Lithium Analysis Run 10/6/2022 10:46 AM
Plant Yates Client: Southern Company Data: Plant Yates AMA-R6

Sanitas™ v.9.6.35 Groundwater Stats Consulting. UG
Hollow symbols indicate censored values.

Time Series

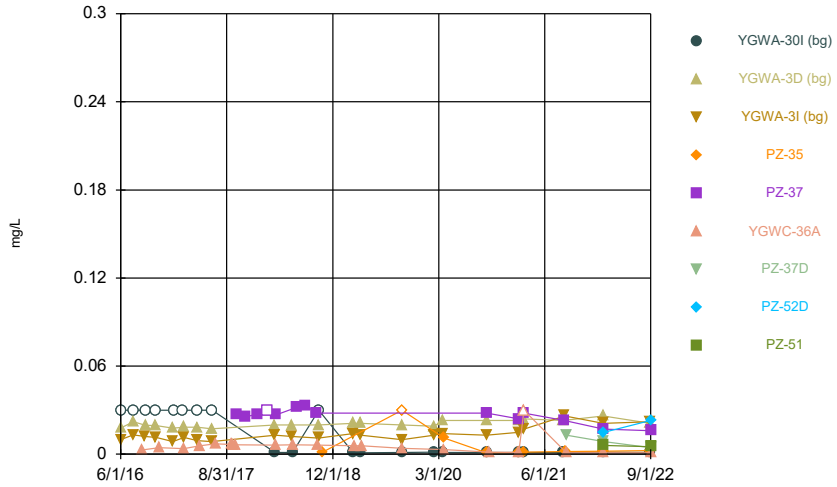

Constituent: Lithium Analysis Run 10/6/2022 10:46 AM
Plant Yates Client: Southern Company Data: Plant Yates AMA-R6

Sanitas™ v.9.6.35 Groundwater Stats Consulting. UG
Hollow symbols indicate censored values.

Time Series

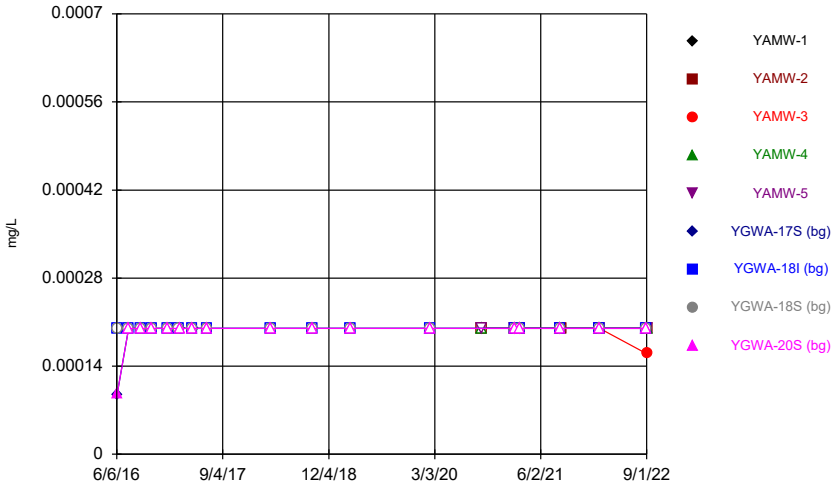

Constituent: Mercury Analysis Run 10/6/2022 10:46 AM
Plant Yates Client: Southern Company Data: Plant Yates AMA-R6

Sanitas™ v.9.6.35 Groundwater Stats Consulting. UG
Hollow symbols indicate censored values.

Time Series

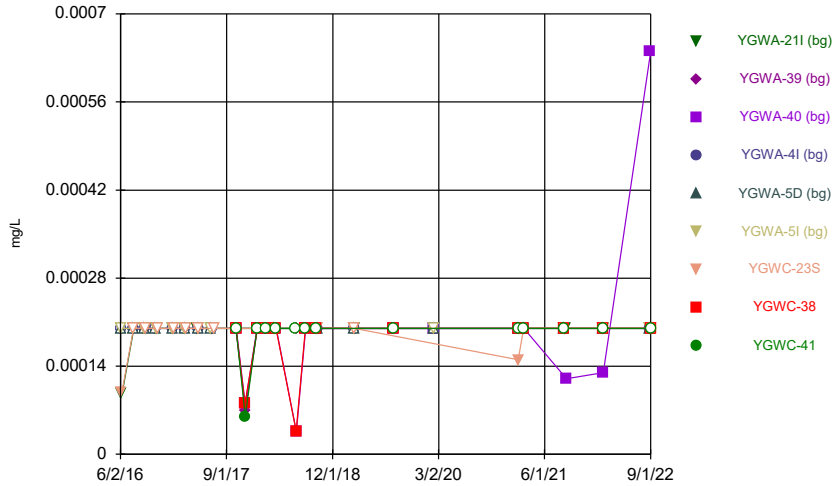

Constituent: Mercury Analysis Run 10/6/2022 10:46 AM
Plant Yates Client: Southern Company Data: Plant Yates AMA-R6

Sanitas™ v.9.6.35 Groundwater Stats Consulting. UG
Hollow symbols indicate censored values.

Time Series

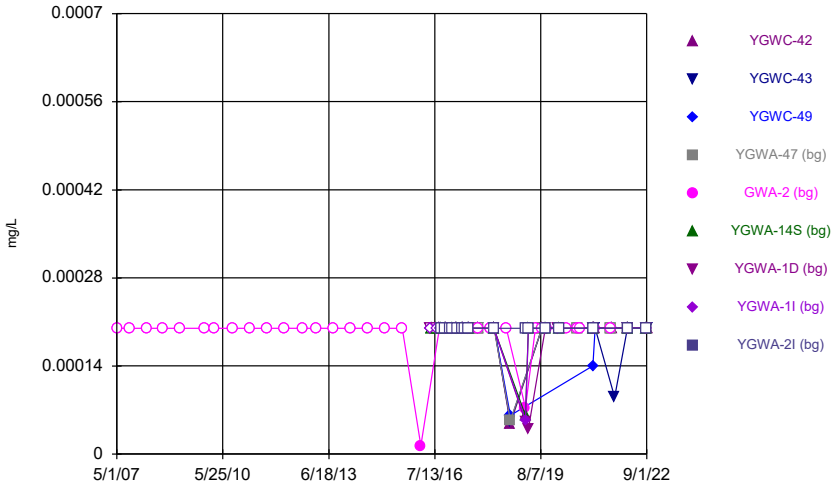

Constituent: Mercury Analysis Run 10/6/2022 10:46 AM
Plant Yates Client: Southern Company Data: Plant Yates AMA-R6

Sanitas™ v.9.6.35 Groundwater Stats Consulting. UG
Hollow symbols indicate censored values.

Time Series

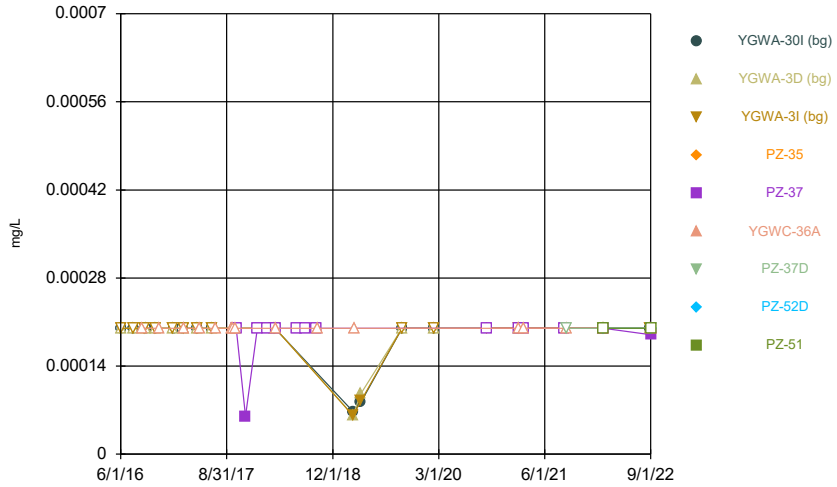

Constituent: Mercury Analysis Run 10/6/2022 10:46 AM
Plant Yates Client: Southern Company Data: Plant Yates AMA-R6

Sanitas™ v.9.6.35 Groundwater Stats Consulting. UG
Hollow symbols indicate censored values.

Time Series

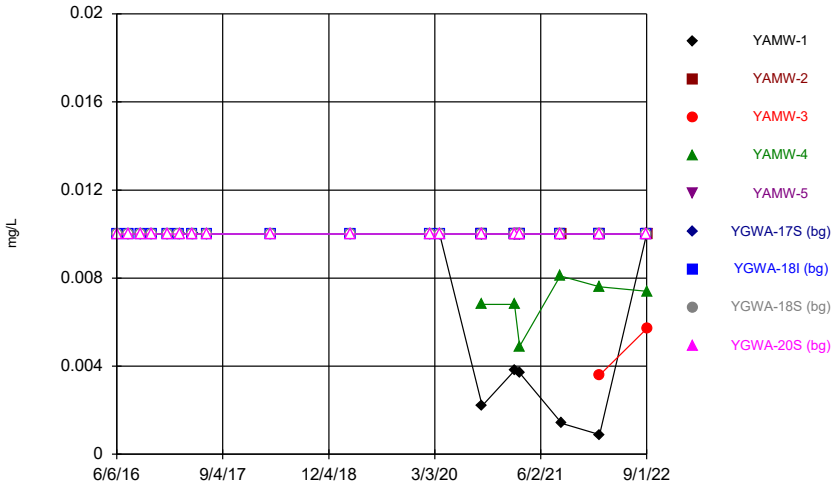

Constituent: Molybdenum Analysis Run 10/6/2022 10:46 AM
Plant Yates Client: Southern Company Data: Plant Yates AMA-R6

Sanitas™ v.9.6.35 Groundwater Stats Consulting. UG
Hollow symbols indicate censored values.

Time Series

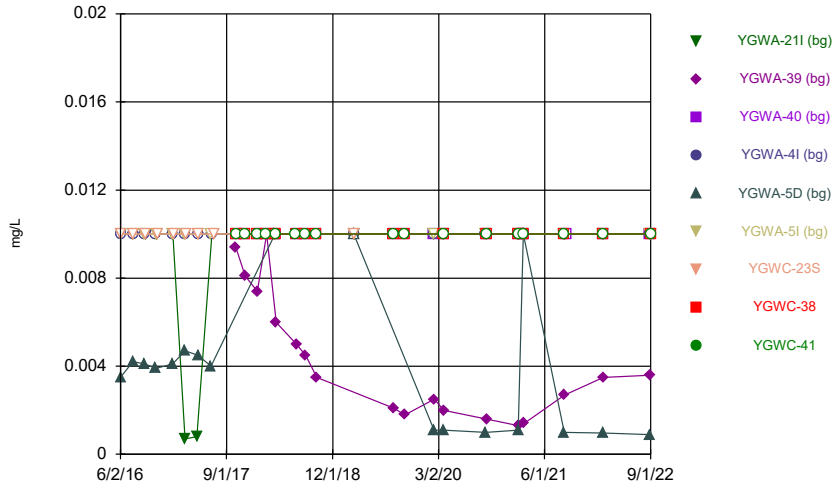

Constituent: Molybdenum Analysis Run 10/6/2022 10:46 AM
Plant Yates Client: Southern Company Data: Plant Yates AMA-R6

Sanitas™ v.9.6.35 Groundwater Stats Consulting. UG
Hollow symbols indicate censored values.

Time Series

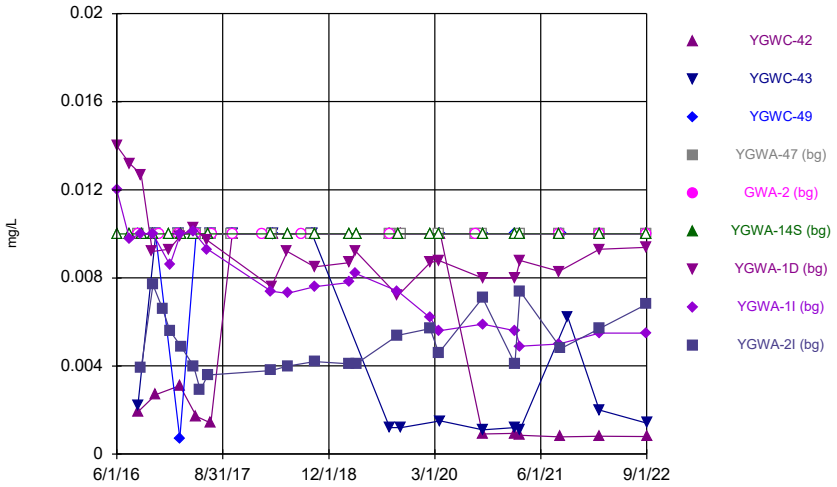

Constituent: Molybdenum Analysis Run 10/6/2022 10:46 AM
Plant Yates Client: Southern Company Data: Plant Yates AMA-R6

Sanitas™ v.9.6.35 Groundwater Stats Consulting. UG
Hollow symbols indicate censored values.

Time Series

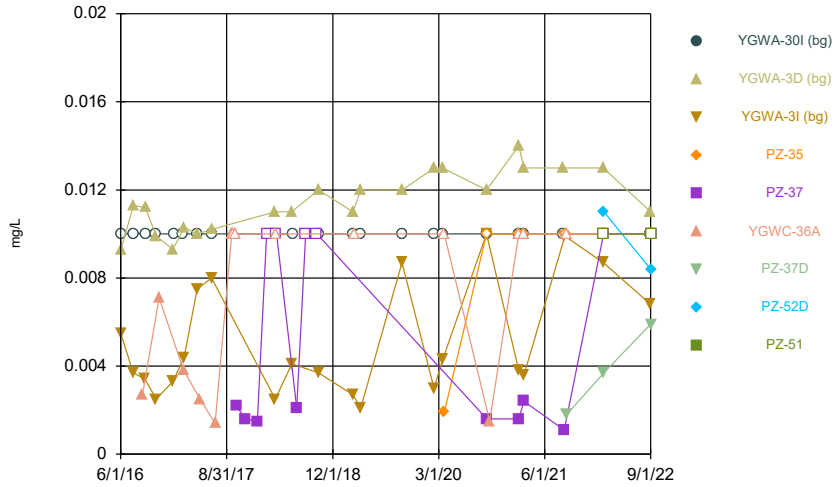

Constituent: Molybdenum Analysis Run 10/6/2022 10:46 AM
Plant Yates Client: Southern Company Data: Plant Yates AMA-R6

Sanitas™ v.9.6.35 Groundwater Stats Consulting. UG

Time Series

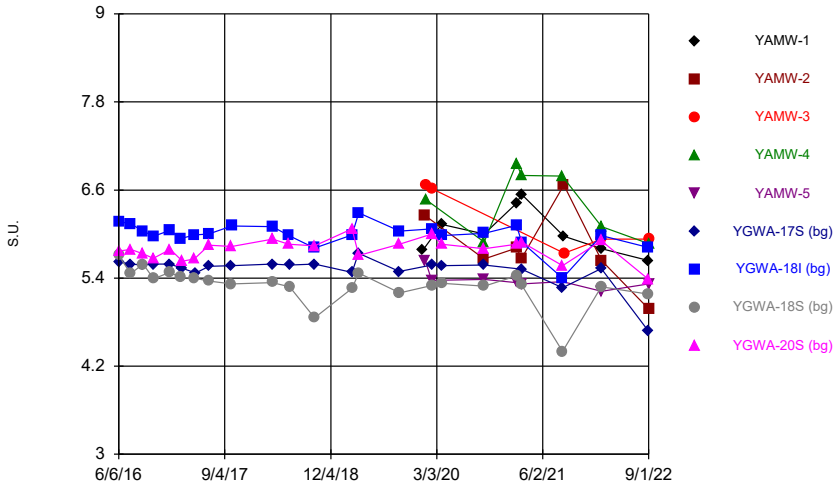

Constituent: pH Analysis Run 10/6/2022 10:46 AM

Plant Yates Client: Southern Company Data: Plant Yates AMA-R6

Sanitas™ v.9.6.35 Groundwater Stats Consulting. UG

Time Series

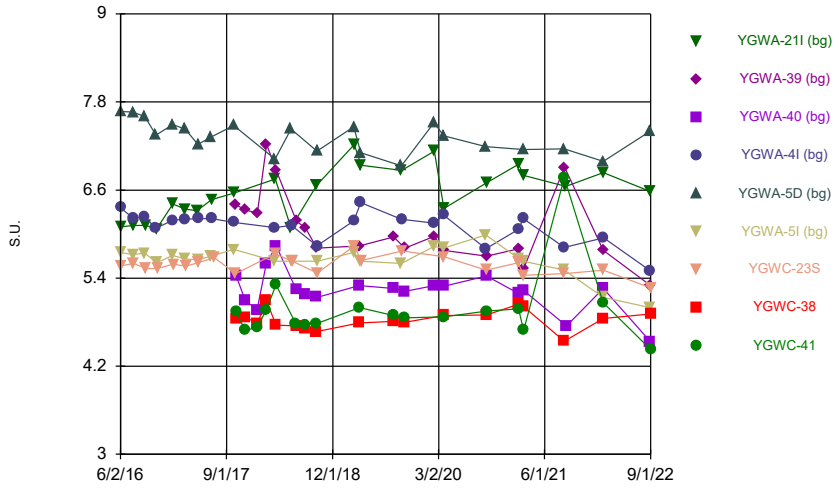

Constituent: pH Analysis Run 10/6/2022 10:46 AM

Plant Yates Client: Southern Company Data: Plant Yates AMA-R6

Sanitas™ v.9.6.35 Groundwater Stats Consulting. UG

Time Series

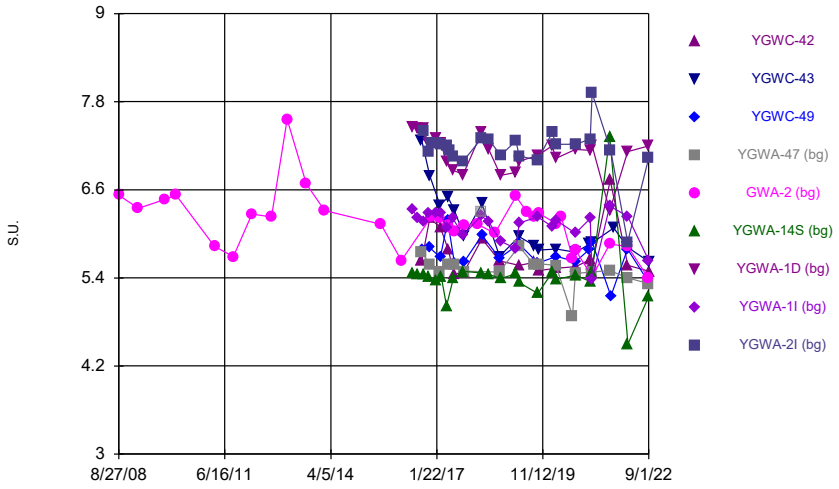

Constituent: pH Analysis Run 10/6/2022 10:46 AM

Plant Yates Client: Southern Company Data: Plant Yates AMA-R6

Sanitas™ v.9.6.35 Groundwater Stats Consulting. UG

Time Series

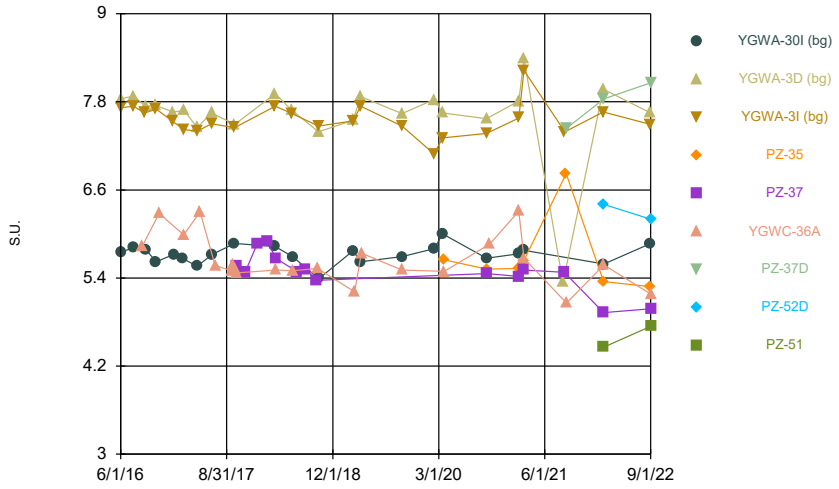

Constituent: pH Analysis Run 10/6/2022 10:46 AM

Plant Yates Client: Southern Company Data: Plant Yates AMA-R6

Sanitas™ v.9.6.35 Groundwater Stats Consulting. UG
Hollow symbols indicate censored values.

Time Series

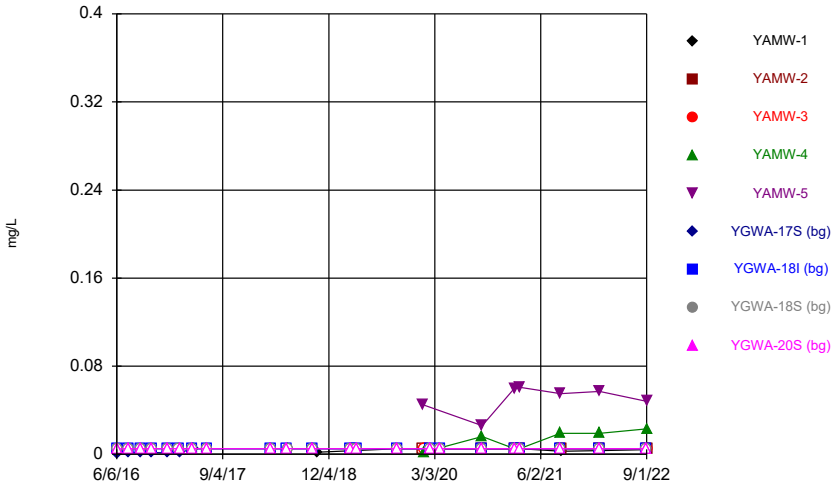

Constituent: Selenium Analysis Run 10/6/2022 10:46 AM
Plant Yates Client: Southern Company Data: Plant Yates AMA-R6

Sanitas™ v.9.6.35 Groundwater Stats Consulting. UG
Hollow symbols indicate censored values.

Time Series

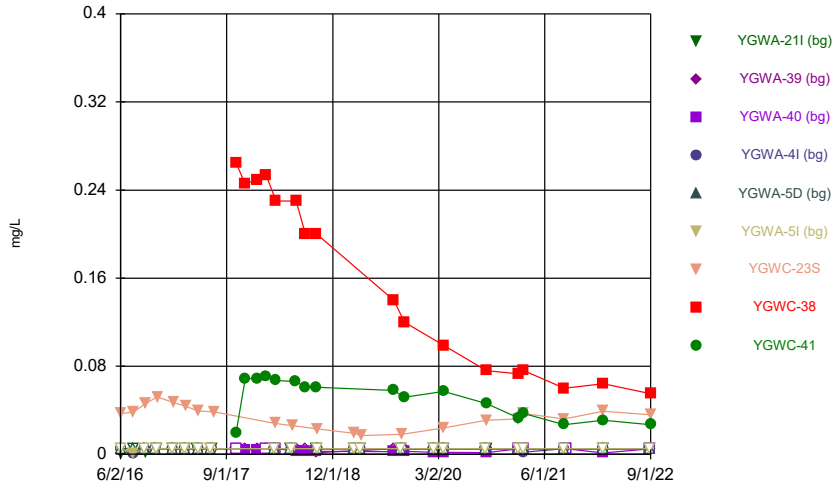

Constituent: Selenium Analysis Run 10/6/2022 10:46 AM
Plant Yates Client: Southern Company Data: Plant Yates AMA-R6

Sanitas™ v.9.6.35 Groundwater Stats Consulting. UG
Hollow symbols indicate censored values.

Time Series

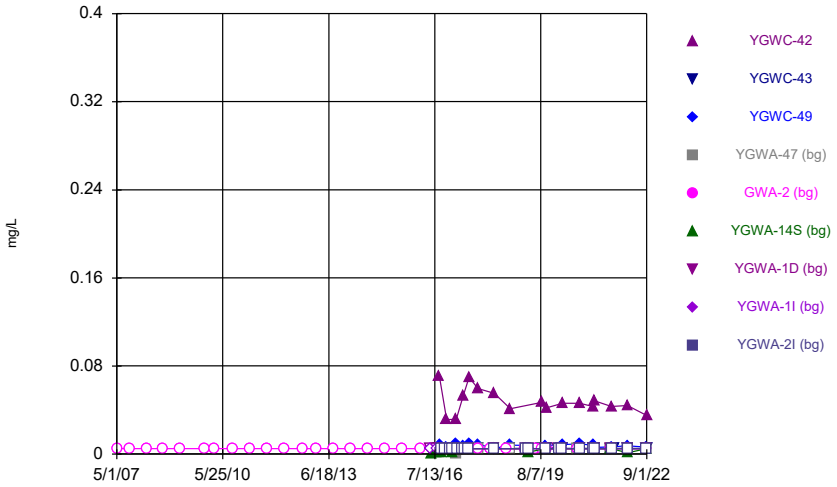

Constituent: Selenium Analysis Run 10/6/2022 10:46 AM
Plant Yates Client: Southern Company Data: Plant Yates AMA-R6

Sanitas™ v.9.6.35 Groundwater Stats Consulting. UG
Hollow symbols indicate censored values.

Time Series

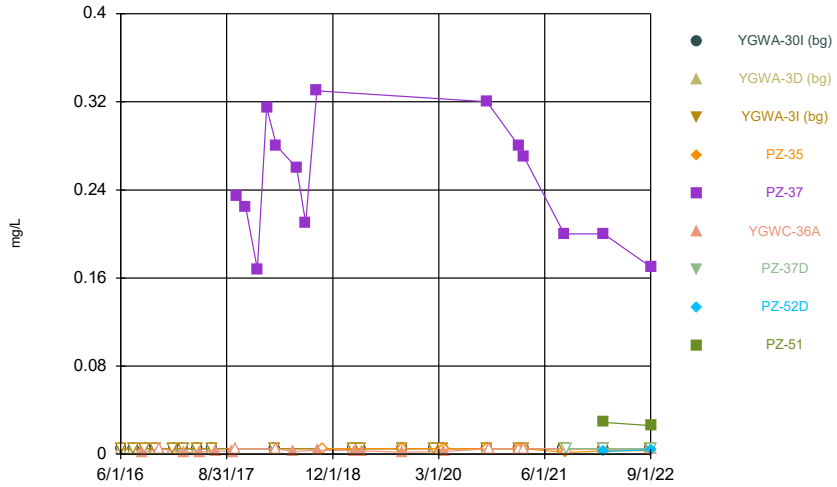

Constituent: Selenium Analysis Run 10/6/2022 10:46 AM
Plant Yates Client: Southern Company Data: Plant Yates AMA-R6

Sanitas™ v.9.6.35 Groundwater Stats Consulting. UG
Hollow symbols indicate censored values.

Time Series

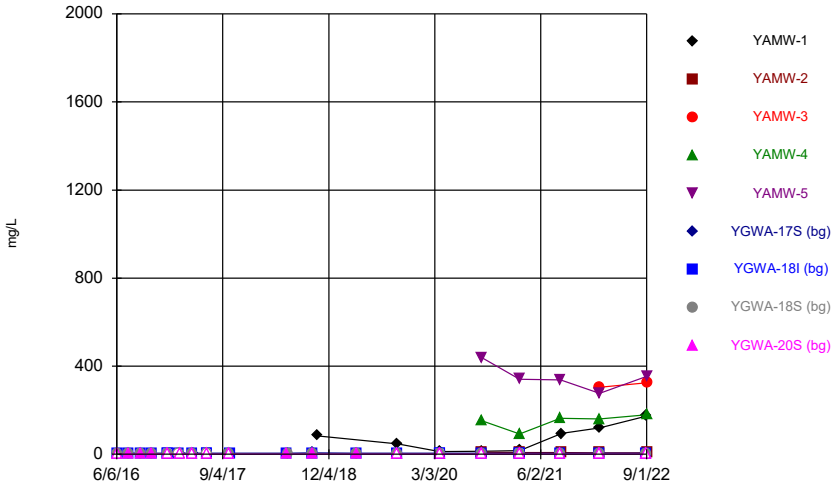

Constituent: Sulfate Analysis Run 10/6/2022 10:46 AM
Plant Yates Client: Southern Company Data: Plant Yates AMA-R6

Sanitas™ v.9.6.35 Groundwater Stats Consulting. UG

Time Series

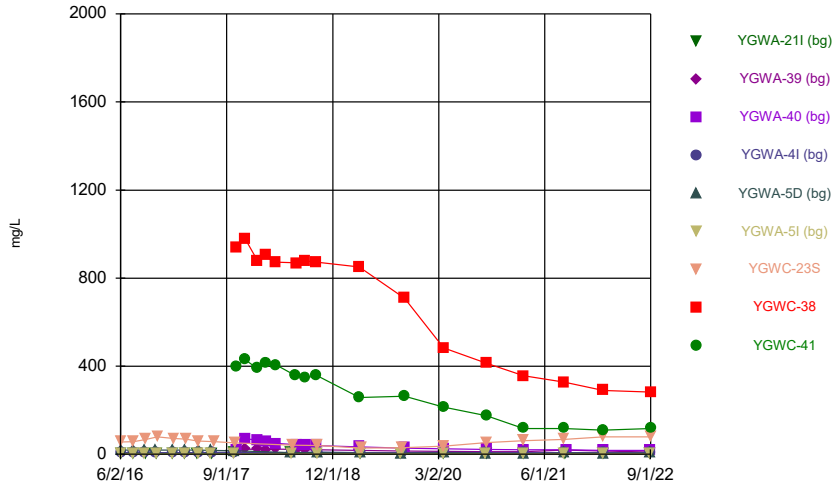

Constituent: Sulfate Analysis Run 10/6/2022 10:46 AM
Plant Yates Client: Southern Company Data: Plant Yates AMA-R6

Sanitas™ v.9.6.35 Groundwater Stats Consulting. UG

Time Series

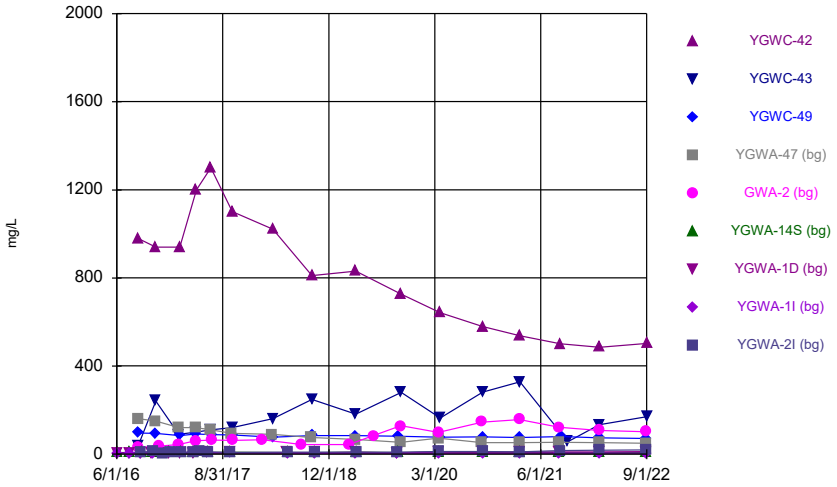

Constituent: Sulfate Analysis Run 10/6/2022 10:46 AM
Plant Yates Client: Southern Company Data: Plant Yates AMA-R6

Sanitas™ v.9.6.35 Groundwater Stats Consulting. UG
Hollow symbols indicate censored values.

Time Series

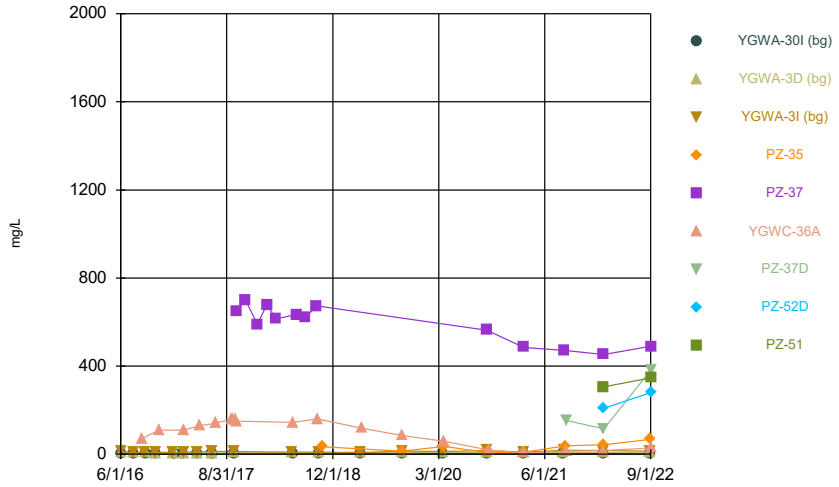

Constituent: Sulfate Analysis Run 10/6/2022 10:46 AM
Plant Yates Client: Southern Company Data: Plant Yates AMA-R6

Sanitas™ v.9.6.35 Groundwater Stats Consulting. UG
Hollow symbols indicate censored values.

Time Series

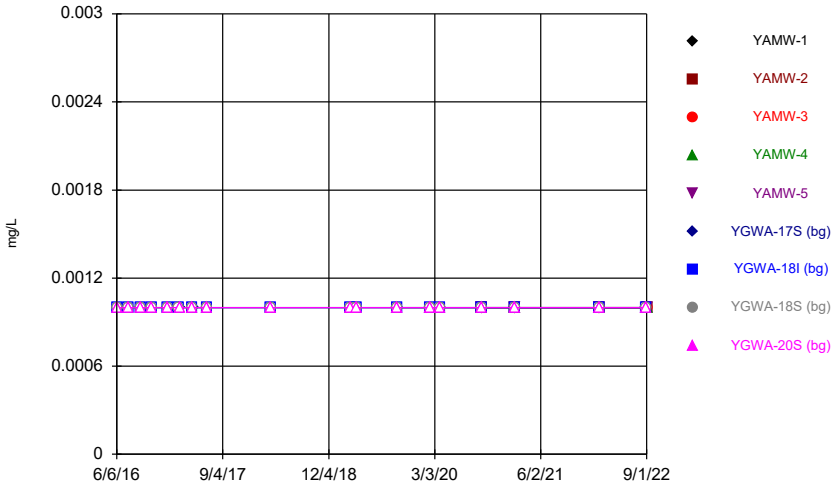

Constituent: Thallium Analysis Run 10/6/2022 10:46 AM
Plant Yates Client: Southern Company Data: Plant Yates AMA-R6

Sanitas™ v.9.6.35 Groundwater Stats Consulting. UG
Hollow symbols indicate censored values.

Time Series

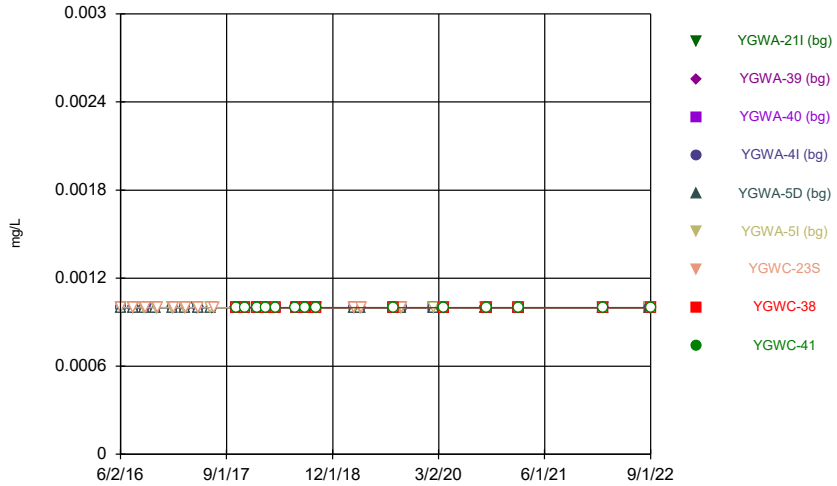

Constituent: Thallium Analysis Run 10/6/2022 10:46 AM
Plant Yates Client: Southern Company Data: Plant Yates AMA-R6

Sanitas™ v.9.6.35 Groundwater Stats Consulting. UG
Hollow symbols indicate censored values.

Time Series

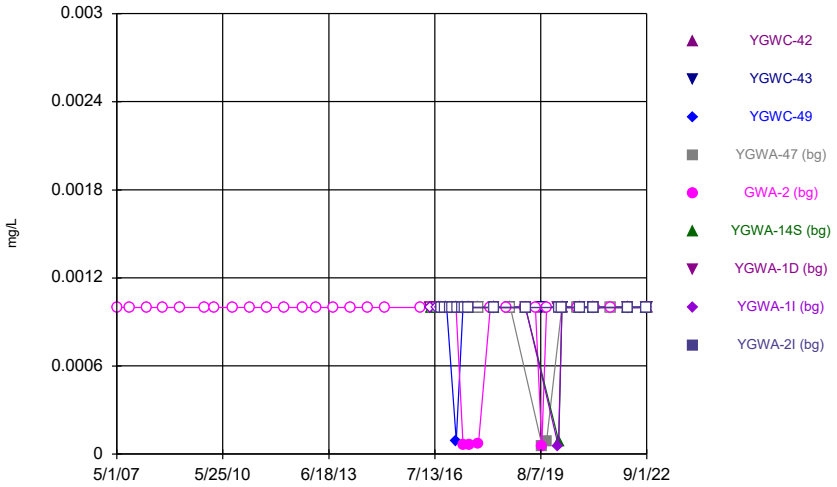

Constituent: Thallium Analysis Run 10/6/2022 10:46 AM
Plant Yates Client: Southern Company Data: Plant Yates AMA-R6

Sanitas™ v.9.6.35 Groundwater Stats Consulting. UG
Hollow symbols indicate censored values.

Time Series

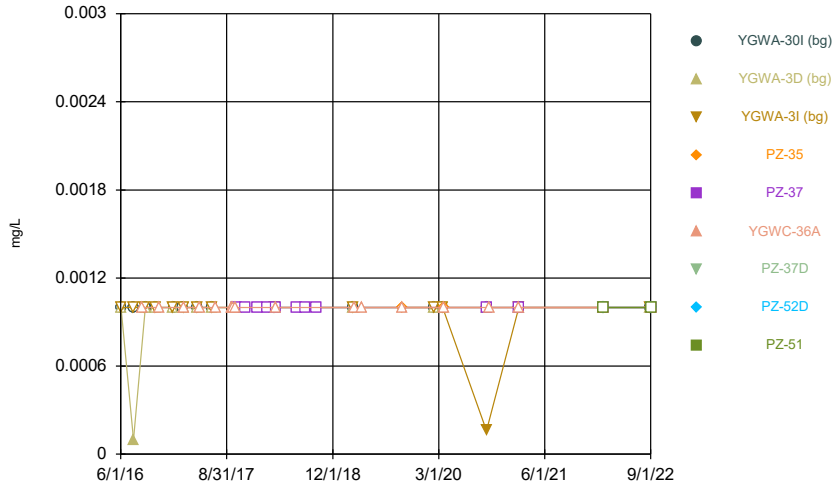

Constituent: Thallium Analysis Run 10/6/2022 10:46 AM
Plant Yates Client: Southern Company Data: Plant Yates AMA-R6

Sanitas™ v.9.6.35 Groundwater Stats Consulting. UG

Time Series

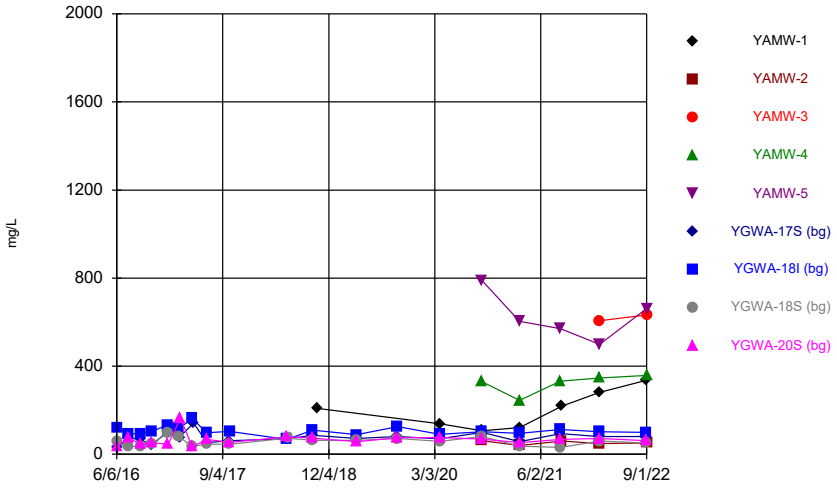

Constituent: Total Dissolved Solids Analysis Run 10/6/2022 10:46 AM

Plant Yates Client: Southern Company Data: Plant Yates AMA-R6

Sanitas™ v.9.6.35 Groundwater Stats Consulting. UG

Time Series

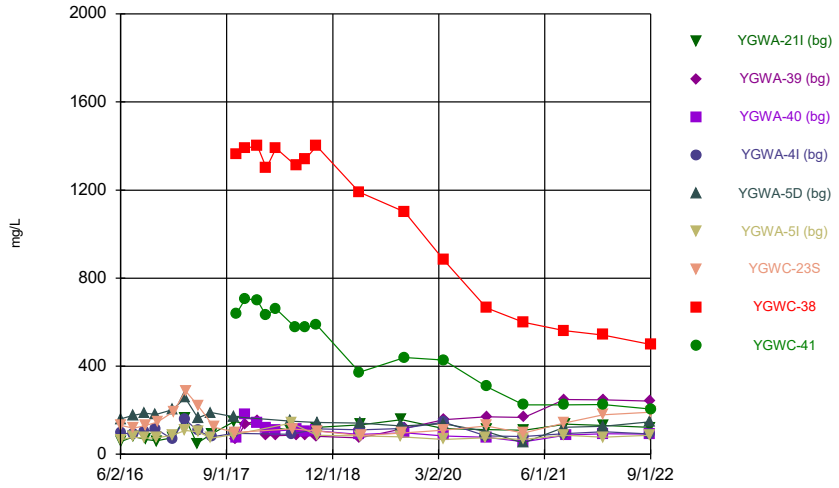

Constituent: Total Dissolved Solids Analysis Run 10/6/2022 10:46 AM

Plant Yates Client: Southern Company Data: Plant Yates AMA-R6

Sanitas™ v.9.6.35 Groundwater Stats Consulting. UG

Time Series

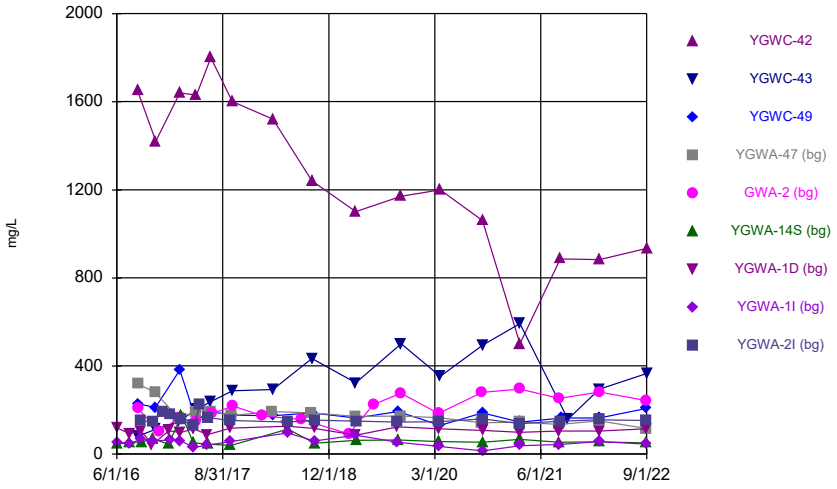

Constituent: Total Dissolved Solids Analysis Run 10/6/2022 10:46 AM

Plant Yates Client: Southern Company Data: Plant Yates AMA-R6

Sanitas™ v.9.6.35 Groundwater Stats Consulting. UG
Hollow symbols indicate censored values.

Time Series

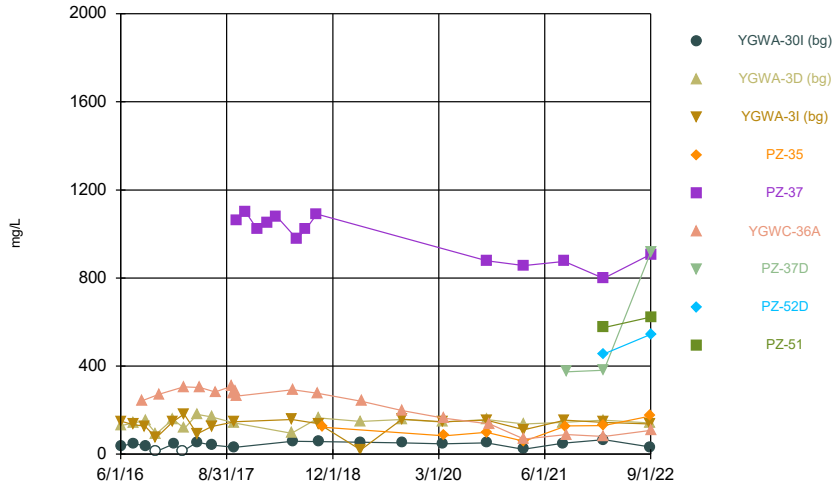

Constituent: Total Dissolved Solids Analysis Run 10/6/2022 10:46 AM

Plant Yates Client: Southern Company Data: Plant Yates AMA-R6

Time Series

Constituent: Antimony (mg/L) Analysis Run 10/6/2022 10:46 AM

Plant Yates Client: Southern Company Data: Plant Yates AMA-R6

	YAMW-1	YAMW-2	YAMW-3	YAMW-4	YAMW-5	YGWA-17S (bg)	YGWA-18I (bg)	YGWA-18S (bg)	YGWA-20S (bg)
6/6/2016							<0.003	<0.003	
6/7/2016						<0.003			<0.003
7/27/2016						<0.003	0.0005 (J)	<0.003	<0.003
9/16/2016						<0.003		<0.003	
9/19/2016							<0.003		<0.003
11/2/2016									<0.003
11/3/2016						<0.003	<0.003	<0.003	
1/11/2017						<0.003	<0.003	<0.003	
1/13/2017									<0.003
3/1/2017							<0.003	<0.003	
3/2/2017						<0.003			
3/6/2017									<0.003
4/26/2017							<0.003	<0.003	<0.003
5/2/2017						<0.003			
6/28/2017							<0.003	<0.003	
6/29/2017						<0.003			<0.003
3/28/2018						<0.003	<0.003	<0.003	
3/29/2018									<0.003
3/5/2019						<0.003		<0.003	<0.003
3/6/2019							<0.003		
4/2/2019						<0.003			
4/3/2019							<0.003	<0.003	<0.003
9/25/2019						<0.003			<0.003
9/26/2019	<0.003						0.00056 (J)	<0.003	
2/11/2020						<0.003	<0.003	<0.003	
2/12/2020									<0.003
3/24/2020						<0.003	<0.003	<0.003	<0.003
3/25/2020	<0.003								
9/23/2020		<0.003		0.00065 (J)		<0.003	<0.003	<0.003	
9/24/2020	<0.003				0.00033 (J)				<0.003
2/9/2021	0.00037 (J)	<0.003		0.0011 (J)	<0.003		<0.003	<0.003	0.00032 (J)
3/3/2021	0.025	<0.003		0.00062 (J)		<0.003	<0.003	0.00067 (J)	<0.003
3/4/2021					<0.003				
8/25/2021				<0.003					
8/26/2021					<0.003			<0.003	
8/27/2021						<0.003	<0.003		<0.003
9/1/2021	0.0024 (J)	<0.003							
2/9/2022						<0.003	<0.003	<0.003	<0.003
2/10/2022	<0.003	<0.003	<0.003	<0.003	<0.003				
8/30/2022						<0.003	<0.003	<0.003	
8/31/2022	0.0016 (J)								<0.003
9/1/2022		<0.003	<0.003	<0.003	<0.003				

Time Series

Constituent: Antimony (mg/L) Analysis Run 10/6/2022 10:46 AM

Plant Yates Client: Southern Company Data: Plant Yates AMA-R6

	YGWA-21I (bg)	YGWA-39 (bg)	YGWA-40 (bg)	YGWA-4I (bg)	YGWA-5D (bg)	YGWA-5I (bg)	YGWC-23S	YGWC-38	YGWC-41
6/2/2016				<0.003	<0.003	<0.003			
6/7/2016	<0.003						<0.003		
7/26/2016				0.0003 (J)	<0.003	<0.003			
7/28/2016	<0.003						<0.003		
9/14/2016				<0.003	<0.003	<0.003			
9/19/2016	0.001 (J)								
9/20/2016							<0.003		
11/2/2016				<0.003	<0.003				
11/3/2016	<0.003								
11/4/2016						<0.003			
11/8/2016							<0.003		
1/12/2017					<0.003	<0.003			
1/13/2017	<0.003			<0.003					
1/16/2017							<0.003		
3/6/2017	0.0005 (J)			<0.003					
3/7/2017					<0.003	<0.003			
3/9/2017							<0.003		
4/26/2017	<0.003								
5/1/2017				<0.003	<0.003				
5/2/2017						<0.003	<0.003		
6/27/2017					<0.003	<0.003			
6/29/2017	<0.003			<0.003					
7/10/2017							<0.003		
10/11/2017		0.0006 (J)							
10/12/2017			<0.003					<0.003	<0.003
11/20/2017		<0.003	<0.003					<0.003	
11/21/2017									<0.003
1/10/2018			<0.003						
1/11/2018		<0.003							<0.003
1/12/2018								<0.003	
2/19/2018			<0.003						<0.003
2/20/2018		<0.003						<0.003	
3/29/2018	<0.003			<0.003	<0.003	<0.003			
3/30/2018							<0.003		
4/3/2018		<0.003	<0.003					<0.003	<0.003
6/27/2018									<0.003
6/28/2018		<0.003	<0.003					<0.003	
8/7/2018		<0.003	<0.003					0.0015 (J)	<0.003
9/24/2018		<0.003	<0.003					<0.003	<0.003
3/4/2019				<0.003	<0.003	<0.003			
3/5/2019	0.0011 (J)								
3/6/2019							<0.003		
4/2/2019	0.0011 (J)								
4/3/2019				<0.003	<0.003	<0.003			
4/4/2019							<0.003		
8/21/2019		<0.003	<0.003						
8/22/2019								<0.003	<0.003
9/24/2019	0.0035				<0.003	<0.003			
9/25/2019				<0.003					
9/27/2019							0.00029 (J)		
2/12/2020	0.0015 (J)	<0.003	<0.003	<0.003	<0.003	<0.003			
3/24/2020	0.0017 (J)		<0.003		<0.003	<0.003			

Time Series

Constituent: Antimony (mg/L) Analysis Run 10/6/2022 10:46 AM

Plant Yates Client: Southern Company Data: Plant Yates AMA-R6

	YGWA-21I (bg)	YGWA-39 (bg)	YGWA-40 (bg)	YGWA-4I (bg)	YGWA-5D (bg)	YGWA-5I (bg)	YGWC-23S	YGWC-38	YGWC-41
3/25/2020		0.0014 (J)		<0.003				0.00063 (J)	<0.003
3/26/2020							<0.003		
9/22/2020				<0.003	<0.003	<0.003			
9/24/2020	0.0047	<0.003	<0.003				0.00085 (J)		
9/25/2020								0.00061 (J)	<0.003
2/8/2021					<0.003	<0.003			
2/9/2021	0.0013 (J)			<0.003			0.00052 (J)	0.00031 (J)	
2/10/2021		<0.003	<0.003						0.0014 (J)
3/2/2021					<0.003	<0.003			
3/3/2021				<0.003					
3/4/2021	0.0014 (J)	<0.003	<0.003				<0.003	<0.003	<0.003
8/25/2021							<0.003		
8/26/2021		<0.003		<0.003	<0.003	<0.003		<0.003	<0.003
9/1/2021	<0.003								
9/3/2021			<0.003						
2/8/2022		<0.003	<0.003						<0.003
2/9/2022	<0.003								
2/10/2022					<0.003	<0.003	<0.003	<0.003	
2/11/2022				<0.003					
8/30/2022	0.0046				<0.003	<0.003			
8/31/2022		<0.003	<0.003	<0.003					
9/1/2022							<0.003	<0.003	<0.003

Time Series

Constituent: Antimony (mg/L) Analysis Run 10/6/2022 10:46 AM

Plant Yates Client: Southern Company Data: Plant Yates AMA-R6

	YGWC-42	YGWC-43	YGWC-49	YGWA-47 (bg)	GWA-2 (bg)	YGWA-14S (bg)	YGWA-1D (bg)	YGWA-1I (bg)	YGWA-2I (bg)
5/1/2007					<0.003				
9/11/2007					<0.003				
3/20/2008					<0.003				
8/27/2008					<0.003				
3/3/2009					<0.003				
11/18/2009					<0.003				
3/3/2010					<0.003				
9/8/2010					<0.003				
3/10/2011					<0.003				
9/8/2011					<0.003				
3/5/2012					<0.003				
9/10/2012					<0.003				
2/6/2013					<0.003				
8/12/2013					<0.003				
2/5/2014					<0.003				
8/5/2014					<0.003				
2/4/2015					<0.003				
8/3/2015					<0.003				
2/16/2016					<0.003				
6/1/2016							<0.003	<0.003	
6/2/2016						<0.003			
7/25/2016								<0.003	
7/26/2016						0.0005 (J)	0.001 (J)		
8/30/2016	<0.003			0.0028 (J)					
8/31/2016		<0.003			<0.003				
9/1/2016			<0.003						
9/13/2016							0.001 (J)	<0.003	
9/14/2016									<0.003
9/15/2016						<0.003			
11/1/2016							0.0015 (J)		
11/2/2016						<0.003			
11/4/2016								<0.003	<0.003
11/14/2016				<0.003					
11/15/2016			<0.003						
11/16/2016	<0.003	<0.003							
11/28/2016					0.0014 (J)				
12/15/2016									0.0012 (J)
1/10/2017						<0.003			
1/11/2017							<0.003		
1/16/2017								<0.003	<0.003
2/22/2017					<0.003				
2/24/2017		<0.003		<0.003					
2/27/2017	<0.003		0.0011 (J)						
3/2/2017							0.0004 (J)	<0.003	
3/3/2017									<0.003
3/8/2017						<0.003			
4/26/2017						<0.003			
4/27/2017							0.0004 (J)	0.0017 (J)	
4/28/2017									0.0015 (J)
5/8/2017				0.0004 (J)	<0.003				
5/9/2017			<0.003						
5/10/2017	<0.003	<0.003							

Time Series

Constituent: Antimony (mg/L) Analysis Run 10/6/2022 10:46 AM

Plant Yates Client: Southern Company Data: Plant Yates AMA-R6

	YGWC-42	YGWC-43	YGWC-49	YGWA-47 (bg)	GWA-2 (bg)	YGWA-14S (bg)	YGWA-1D (bg)	YGWA-1I (bg)	YGWA-2I (bg)
5/26/2017									0.0005 (J)
6/27/2017							<0.003	<0.003	
6/28/2017									<0.003
6/30/2017						<0.003			
7/11/2017	<0.003	<0.003		0.0006 (J)					
7/13/2017			<0.003						
7/17/2017					<0.003				
10/10/2017				<0.003					
10/11/2017			<0.003						
10/12/2017	<0.003	<0.003							
10/16/2017					<0.003				
2/19/2018					<0.003				
3/27/2018						<0.003		<0.003	
3/28/2018									<0.003
3/29/2018							<0.003		
4/2/2018				<0.003					
4/4/2018	<0.003	<0.003	<0.003						
8/6/2018					<0.003				
9/19/2018				<0.003					
9/20/2018	<0.003	<0.003	<0.003						
2/25/2019					<0.003				
2/26/2019						<0.003			
2/27/2019							<0.003	<0.003	<0.003
6/12/2019					<0.003				
8/19/2019					<0.003				
8/20/2019				<0.003					
8/21/2019		<0.003							
8/22/2019	<0.003								
9/26/2019			<0.003						
10/8/2019					<0.003				
2/10/2020							0.00088 (J)	<0.003	
2/11/2020									0.00036 (J)
2/12/2020						<0.003			
3/17/2020					<0.003				
3/18/2020						<0.003		0.0004 (J)	
3/19/2020							<0.003		0.0003 (J)
3/25/2020	<0.003	0.00031 (J)	0.00053 (J)						
8/26/2020					0.00042 (J)				
8/27/2020				0.00048 (J)					
9/22/2020				<0.003	0.00044 (J)				
9/23/2020							<0.003	<0.003	<0.003
9/24/2020	<0.003		<0.003						
9/25/2020		<0.003				<0.003			
2/9/2021		<0.003	<0.003						
2/10/2021	0.00053 (J)					<0.003			0.0013 (J)
2/12/2021							<0.003	<0.003	
3/1/2021				0.00048 (J)					
3/2/2021					<0.003	<0.003			
3/3/2021							<0.003	<0.003	<0.003
3/4/2021	<0.003	<0.003	<0.003						
8/19/2021				<0.003		<0.003	<0.003	<0.003	
8/20/2021					<0.003				

Time Series

Constituent: Antimony (mg/L) Analysis Run 10/6/2022 10:46 AM

Plant Yates Client: Southern Company Data: Plant Yates AMA-R6

	YGWC-42	YGWC-43	YGWC-49	YGWA-47 (bg)	GWA-2 (bg)	YGWA-14S (bg)	YGWA-1D (bg)	YGWA-1I (bg)	YGWA-2I (bg)
8/25/2021	<0.003								
8/27/2021									<0.003
9/1/2021			<0.003						
9/27/2021		<0.003							
2/8/2022		<0.003	<0.003	<0.003	<0.003				
2/9/2022							<0.003	<0.003	<0.003
2/10/2022	<0.003					<0.003			
8/30/2022					<0.003		<0.003		<0.003
8/31/2022			<0.003	<0.003		<0.003		<0.003	
9/1/2022	<0.003	<0.003							

Time Series

Constituent: Antimony (mg/L) Analysis Run 10/6/2022 10:46 AM

Plant Yates Client: Southern Company Data: Plant Yates AMA-R6

	YGWA-30I (bg)	YGWA-3D (bg)	YGWA-3I (bg)	PZ-35	PZ-37	YGWC-36A	PZ-37D	PZ-52D	PZ-51
6/1/2016			<0.003						
6/2/2016	<0.003	<0.003							
7/25/2016	<0.003		<0.003						
7/26/2016		0.002 (J)							
9/2/2016						<0.003			
9/14/2016			<0.003						
9/15/2016		0.0027 (J)							
9/19/2016	<0.003								
11/1/2016	<0.003	<0.003	<0.003						
11/14/2016						0.0014 (J)			
1/11/2017		<0.003	<0.003						
1/16/2017	<0.003								
2/21/2017	<0.003								
2/28/2017						0.0004 (J)			
3/1/2017			<0.003						
3/2/2017		0.0008 (J)							
4/26/2017	<0.003	<0.003	<0.003						
5/9/2017						<0.003			
6/28/2017		<0.003	<0.003						
6/30/2017	<0.003								
7/13/2017						<0.003			
9/22/2017						<0.003			
9/29/2017						<0.003			
10/6/2017						<0.003			
10/12/2017					<0.003				
11/21/2017					<0.003				
1/11/2018					<0.003				
2/20/2018					<0.003				
3/27/2018	<0.003								
3/28/2018		<0.003	<0.003						
3/30/2018						<0.003			
4/3/2018					<0.003				
6/29/2018					<0.003				
8/6/2018					<0.003				
9/24/2018					<0.003				
2/26/2019	<0.003								
2/27/2019		<0.003	<0.003						
3/6/2019						0.0011 (J)			
4/4/2019						0.0041			
9/26/2019				<0.003		0.0065			
2/11/2020			<0.003						
2/12/2020	<0.003	<0.003							
3/19/2020	<0.003	0.00064 (J)	<0.003						
3/25/2020				<0.003		0.0011 (J)			
9/23/2020		<0.003	<0.003						
9/24/2020	<0.003			<0.003					
9/25/2020					0.0014 (J)				
10/7/2020						<0.003			
2/9/2021					0.00035 (J)				
2/10/2021		<0.003	<0.003	<0.003		0.028			
2/11/2021	<0.003								
3/1/2021	<0.003								

Time Series

Constituent: Antimony (mg/L) Analysis Run 10/6/2022 10:46 AM

Plant Yates Client: Southern Company Data: Plant Yates AMA-R6

	YGWA-30I (bg)	YGWA-3D (bg)	YGWA-3I (bg)	PZ-35	PZ-37	YGWC-36A	PZ-37D	PZ-52D	PZ-51
3/3/2021		<0.003	<0.003						
3/4/2021				0.00039 (J)	<0.003	0.0015 (J)			
8/19/2021	<0.003	<0.003							
8/25/2021					<0.003				
8/27/2021			<0.003						
9/1/2021				<0.003					
9/3/2021						0.0016 (J)	<0.003		
2/9/2022		0.0018 (J)	<0.003						
2/10/2022				<0.003	<0.003				<0.003
2/11/2022	<0.003					0.0023 (J)	<0.003	<0.003	
8/31/2022	<0.003	<0.003	<0.003	<0.003					
9/1/2022					0.00091 (J)	<0.003	<0.003	<0.003	<0.003

Time Series

Constituent: Arsenic (mg/L) Analysis Run 10/6/2022 10:46 AM

Plant Yates Client: Southern Company Data: Plant Yates AMA-R6

	YAMW-1	YAMW-2	YAMW-3	YAMW-4	YAMW-5	YGWA-17S (bg)	YGWA-18I (bg)	YGWA-18S (bg)	YGWA-20S (bg)
6/6/2016							<0.005	<0.005	
6/7/2016						<0.005			<0.005
7/27/2016						<0.005	<0.005	<0.005	<0.005
9/16/2016						<0.005		<0.005	
9/19/2016							<0.005		<0.005
11/2/2016									<0.005
11/3/2016						<0.005	<0.005	<0.005	
1/11/2017						<0.005	<0.005	<0.005	
1/13/2017									<0.005
3/1/2017							<0.005	<0.005	
3/2/2017						<0.005			
3/6/2017									<0.005
4/26/2017							<0.005	<0.005	<0.005
5/2/2017						<0.005			
6/28/2017							<0.005	<0.005	
6/29/2017						<0.005			<0.005
3/28/2018						<0.005	<0.005	0.00061 (J)	
3/29/2018									<0.005
6/6/2018									<0.005
6/7/2018							0.00066 (J)		
6/11/2018						<0.005		<0.005	
9/25/2018						<0.005	<0.005	<0.005	<0.005
10/16/2018	<0.005								
3/5/2019						<0.005		<0.005	<0.005
3/6/2019							<0.005		
4/2/2019						<0.005			
4/3/2019							<0.005	<0.005	<0.005
9/25/2019						<0.005			<0.005
9/26/2019	<0.005						<0.005	<0.005	
2/11/2020						0.0022 (J)	0.0014 (J)	0.0026 (J)	
2/12/2020									<0.005
3/24/2020						<0.005	<0.005	<0.005	<0.005
3/25/2020	<0.005								
9/23/2020		<0.005		<0.005		<0.005	<0.005	<0.005	
9/24/2020	<0.005				0.0015 (J)				<0.005
2/9/2021	<0.005	<0.005		0.001 (J)	0.00095 (J)		<0.005	<0.005	<0.005
3/3/2021	<0.005	<0.005		0.00079 (J)		<0.005	<0.005	<0.005	<0.005
3/4/2021					<0.005				
8/25/2021				<0.005					
8/26/2021					<0.005			<0.005	
8/27/2021						<0.005	<0.005		<0.005
9/1/2021	<0.005	<0.005							
2/9/2022						0.0024 (J)	0.0022 (J)	0.0024 (J)	0.0021 (J)
2/10/2022	0.0023 (J)	<0.005	0.0038 (J)	0.0026 (J)	0.0024 (J)				
8/30/2022						<0.005	<0.005	<0.005	
8/31/2022	<0.005								<0.005
9/1/2022		<0.005	<0.005	<0.005	<0.005				

Time Series

Constituent: Arsenic (mg/L) Analysis Run 10/6/2022 10:46 AM

Plant Yates Client: Southern Company Data: Plant Yates AMA-R6

	YGWA-21I (bg)	YGWA-39 (bg)	YGWA-40 (bg)	YGWA-4I (bg)	YGWA-5D (bg)	YGWA-5I (bg)	YGWC-23S	YGWC-38	YGWC-41
6/2/2016				<0.005	0.00071 (J)	<0.005			
6/7/2016	<0.005						<0.005		
7/26/2016				<0.005	0.001 (J)	<0.005			
7/28/2016	<0.005						<0.005		
9/14/2016				<0.005	<0.005	<0.005			
9/19/2016	<0.005								
9/20/2016							<0.005		
11/2/2016				<0.005	<0.005				
11/3/2016	<0.005								
11/4/2016						<0.005			
11/8/2016							<0.005		
1/12/2017					<0.005	<0.005			
1/13/2017	<0.005			<0.005					
1/16/2017							<0.005		
3/6/2017	0.0017 (J)			<0.005					
3/7/2017					0.0012 (J)	<0.005			
3/9/2017							<0.005		
4/26/2017	<0.005								
5/1/2017				<0.005	<0.005				
5/2/2017						<0.005	<0.005		
6/27/2017					0.0019 (J)	<0.005			
6/29/2017	<0.005			<0.005					
7/10/2017							<0.005		
10/11/2017		0.0009 (J)							
10/12/2017			<0.005					0.0023 (J)	0.0011 (J)
11/20/2017		<0.005	<0.005					0.0008 (J)	
11/21/2017									<0.005
1/10/2018			<0.005						
1/11/2018		<0.005							<0.005
1/12/2018								0.001 (J)	
2/19/2018			<0.005						<0.005
2/20/2018		<0.005						0.00096 (J)	
3/29/2018	0.0015 (J)			<0.005	0.0006 (J)	<0.005			
3/30/2018							<0.005		
4/3/2018		<0.005	<0.005					0.0015 (J)	0.00072 (J)
6/5/2018	0.0013 (J)								
6/6/2018					0.0013 (J)				
6/7/2018				0.00059 (J)		<0.005			
6/12/2018							<0.005		
6/27/2018									0.00062 (J)
6/28/2018		<0.005	<0.005					0.0017 (J)	
8/7/2018		<0.005	<0.005					0.00072 (J)	<0.005
9/24/2018		<0.005	<0.005					0.0017 (J)	0.001 (J)
9/25/2018	0.0022 (J)								
9/26/2018				<0.005	0.0014 (J)	<0.005			
9/27/2018							<0.005		
3/4/2019				<0.005	<0.005	<0.005			
3/5/2019	0.0013 (J)								
3/6/2019							<0.005		
4/2/2019	0.00096 (J)								
4/3/2019				<0.005	<0.005	<0.005			
4/4/2019							<0.005		

Time Series

Constituent: Arsenic (mg/L) Analysis Run 10/6/2022 10:46 AM

Plant Yates Client: Southern Company Data: Plant Yates AMA-R6

	YGWA-21I (bg)	YGWA-39 (bg)	YGWA-40 (bg)	YGWA-4I (bg)	YGWA-5D (bg)	YGWA-5I (bg)	YGWC-23S	YGWC-38	YGWC-41
8/21/2019		0.00058 (J)	<0.005						
8/22/2019								0.00055 (J)	0.00036 (J)
9/24/2019	0.0026 (J)				0.00043 (J)	<0.005			
9/25/2019				<0.005					
9/27/2019							<0.005		
10/9/2019		0.00063 (J)	<0.005					0.00057 (J)	0.00052 (J)
2/12/2020	0.0025 (J)	0.00058 (J)	0.0034 (J)	<0.005	0.0046 (J)	0.002 (J)			
3/24/2020	0.0013 (J)		<0.005		0.00065 (J)	<0.005			
3/25/2020		0.0012 (J)		<0.005				0.00068 (J)	0.001 (J)
3/26/2020							0.0012 (J)		
9/22/2020				<0.005	0.001 (J)	<0.005			
9/24/2020	0.0014 (J)	<0.005	<0.005				<0.005		
9/25/2020								<0.005	<0.005
2/8/2021					<0.005	<0.005			
2/9/2021	0.001 (J)			<0.005			<0.005	0.00098 (J)	
2/10/2021		<0.005	<0.005						<0.005
3/2/2021					<0.005	<0.005			
3/3/2021				<0.005					
3/4/2021	0.00078 (J)	<0.005	<0.005				<0.005	<0.005	<0.005
8/25/2021							<0.005		
8/26/2021		<0.005		<0.005	0.0016 (J)	<0.005		0.0013 (J)	<0.005
9/1/2021	<0.005								
9/3/2021			<0.005						
2/8/2022		0.0034 (J)	0.003 (J)						0.0021 (J)
2/9/2022	0.0036 (J)								
2/10/2022					0.004 (J)	0.0016 (J)	0.0025 (J)	0.0017 (J)	
2/11/2022				0.0014 (J)					
8/30/2022	0.0022 (J)				0.0031 (J)	<0.005			
8/31/2022		0.0029 (J)	<0.005	<0.005					
9/1/2022							<0.005	<0.005	<0.005

Time Series

Constituent: Arsenic (mg/L) Analysis Run 10/6/2022 10:46 AM

Plant Yates Client: Southern Company Data: Plant Yates AMA-R6

	YGWC-42	YGWC-43	YGWC-49	YGWA-47 (bg)	GWA-2 (bg)	YGWA-14S (bg)	YGWA-1D (bg)	YGWA-1I (bg)	YGWA-2I (bg)
5/1/2007					<0.005				
9/11/2007					<0.005				
3/20/2008					<0.005				
8/27/2008					<0.005				
3/3/2009					<0.005				
11/18/2009					<0.005				
3/3/2010					<0.005				
9/8/2010					<0.005				
3/10/2011					<0.005				
9/8/2011					<0.005				
3/5/2012					<0.005				
9/10/2012					<0.005				
2/6/2013					<0.005				
8/12/2013					<0.005				
2/5/2014					<0.005				
8/5/2014					<0.005				
2/4/2015					<0.005				
8/3/2015					<0.005				
2/16/2016					<0.005				
6/1/2016							0.0021	<0.005	
6/2/2016						<0.005			
7/25/2016								<0.005	
7/26/2016						<0.005	0.0016 (J)		
8/30/2016	0.0023 (J)			<0.005					
8/31/2016		<0.005			<0.005				
9/1/2016			<0.005						
9/13/2016							<0.005	<0.005	
9/14/2016									<0.005
9/15/2016						<0.005			
11/1/2016							<0.005		
11/2/2016						<0.005			
11/4/2016								<0.005	0.0017 (J)
11/14/2016				<0.005					
11/15/2016			<0.005						
11/16/2016	0.0017 (J)	<0.005							
11/28/2016					<0.005				
12/15/2016									0.0023 (J)
1/10/2017						<0.005			
1/11/2017							0.0017 (J)		
1/16/2017								<0.005	0.0018 (J)
2/22/2017					<0.005				
2/24/2017		<0.005		<0.005					
2/27/2017	0.002 (J)		<0.005						
3/2/2017							0.0014 (J)	<0.005	
3/3/2017									0.0016 (J)
3/8/2017						<0.005			
4/26/2017						<0.005			
4/27/2017							0.0018 (J)	<0.005	
4/28/2017									0.002 (J)
5/8/2017				<0.005	<0.005				
5/9/2017			<0.005						
5/10/2017	0.0022 (J)	<0.005							

Time Series

Constituent: Arsenic (mg/L) Analysis Run 10/6/2022 10:46 AM

Plant Yates Client: Southern Company Data: Plant Yates AMA-R6

	YGWC-42	YGWC-43	YGWC-49	YGWA-47 (bg)	GWA-2 (bg)	YGWA-14S (bg)	YGWA-1D (bg)	YGWA-1I (bg)	YGWA-2I (bg)
5/26/2017									0.0005 (J)
6/27/2017							0.0018 (J)	<0.005	
6/28/2017									0.0016 (J)
6/30/2017						<0.005			
7/11/2017	0.003 (J)	<0.005		<0.005					
7/13/2017			<0.005						
7/17/2017					<0.005				
10/10/2017				0.0007 (J)					
10/11/2017			0.0006 (J)						
10/12/2017	0.0031 (J)	<0.005							
10/16/2017					<0.005				
2/19/2018					<0.005				
3/27/2018						<0.005		<0.005	
3/28/2018									0.0013 (J)
3/29/2018							0.0017 (J)		
4/2/2018				<0.005					
4/4/2018	0.0023 (J)	<0.005	<0.005						
6/5/2018							0.0013 (J)		
6/6/2018								<0.005	
6/7/2018									0.00082 (J)
6/8/2018						<0.005			
8/6/2018					<0.005				
9/19/2018				0.00072 (J)					
9/20/2018	0.0018 (J)	0.00099 (J)	0.001 (J)						
10/1/2018						<0.005	0.0016 (J)	<0.005	0.0011 (J)
2/25/2019					<0.005				
2/26/2019						<0.005			
2/27/2019							0.0015 (J)	<0.005	0.001 (J)
3/28/2019							0.00072 (J)	<0.005	
3/29/2019						<0.005			0.00063 (J)
6/12/2019					0.00038 (J)				
8/19/2019					0.00095 (J)				
8/20/2019				<0.005					
8/21/2019		<0.005							
8/22/2019	0.00089 (J)								
9/24/2019							0.0014 (J)	<0.005	<0.005
9/25/2019						<0.005			
9/26/2019			<0.005						
10/8/2019				<0.005	<0.005				
10/9/2019	0.00078 (J)	0.00051 (J)							
2/10/2020							0.0026 (J)	0.0005 (J)	
2/11/2020									0.0044 (J)
2/12/2020						<0.005			
3/17/2020				<0.005	<0.005				
3/18/2020						<0.005		<0.005	
3/19/2020							0.00095 (J)		0.00066 (J)
3/25/2020	0.0013 (J)	0.0007 (J)	0.00086 (J)						
8/26/2020					<0.005				
8/27/2020				<0.005					
9/22/2020				<0.005	<0.005				
9/23/2020							0.0011 (J)	<0.005	0.001 (J)
9/24/2020	<0.005		<0.005						

Time Series

Constituent: Arsenic (mg/L) Analysis Run 10/6/2022 10:46 AM

Plant Yates Client: Southern Company Data: Plant Yates AMA-R6

	YGWC-42	YGWC-43	YGWC-49	YGWA-47 (bg)	GWA-2 (bg)	YGWA-14S (bg)	YGWA-1D (bg)	YGWA-1I (bg)	YGWA-2I (bg)
9/25/2020		<0.005				<0.005			
2/9/2021		<0.005	<0.005						
2/10/2021	0.0016 (J)					<0.005			<0.005
2/12/2021							<0.005	<0.005	
3/1/2021				<0.005					
3/2/2021					<0.005	<0.005			
3/3/2021							<0.005	<0.005	0.00098 (J)
3/4/2021	<0.005	<0.005	<0.005						
8/19/2021				<0.005		<0.005	<0.005	<0.005	
8/20/2021					<0.005				
8/25/2021	0.0014 (J)								
8/27/2021									<0.005
9/1/2021			<0.005						
9/27/2021		<0.005							
2/8/2022		0.0022 (J)	<0.005	0.0027 (J)	0.0033 (J)				
2/9/2022							0.0031 (J)	0.0033 (J)	0.0037 (J)
2/10/2022	0.0026 (J)					0.0016 (J)			
8/30/2022					0.0024 (J)		<0.005		0.0027 (J)
8/31/2022			<0.005	<0.005		<0.005		<0.005	
9/1/2022	<0.005	<0.005							

Time Series

Constituent: Arsenic (mg/L) Analysis Run 10/6/2022 10:46 AM

Plant Yates Client: Southern Company Data: Plant Yates AMA-R6

	YGWA-30I (bg)	YGWA-3D (bg)	YGWA-3I (bg)	PZ-35	PZ-37	YGWC-36A	PZ-37D	PZ-52D	PZ-51
6/1/2016			<0.005						
6/2/2016	<0.005	<0.005							
7/25/2016	<0.005		<0.005						
7/26/2016		<0.005							
9/2/2016						<0.005			
9/14/2016			<0.005						
9/15/2016		<0.005							
9/19/2016	<0.005								
11/1/2016	<0.005	<0.005	<0.005						
11/14/2016						<0.005			
1/11/2017		<0.005	<0.005						
1/16/2017	<0.005								
2/21/2017	<0.005								
2/28/2017						0.0006 (J)			
3/1/2017			0.0004 (J)						
3/2/2017		<0.005							
4/26/2017	<0.005	<0.005	<0.005						
5/9/2017						0.0006 (J)			
6/28/2017		0.0007 (J)	0.0011 (J)						
6/30/2017	<0.005								
7/13/2017						<0.005			
9/22/2017						<0.005			
9/29/2017						<0.005			
10/6/2017						<0.005			
10/12/2017					0.0014 (J)				
11/21/2017					0.0008 (J)				
1/11/2018					0.0006 (J)				
2/20/2018					<0.005				
3/27/2018	<0.005								
3/28/2018		<0.005	<0.005						
3/30/2018						<0.005			
4/3/2018					0.0012 (J)				
6/7/2018		<0.005							
6/8/2018			<0.005						
6/11/2018	<0.005								
6/13/2018						0.00066 (J)			
6/29/2018					0.0011 (J)				
8/6/2018					<0.005				
9/24/2018					0.00094 (J)				
9/26/2018						<0.005			
10/1/2018		<0.005	<0.005						
10/2/2018	<0.005								
10/16/2018				0.00069 (J)					
2/26/2019	<0.005								
2/27/2019		<0.005	<0.005						
3/6/2019						<0.005			
4/1/2019	<0.005	<0.005	<0.005						
4/4/2019						<0.005			
9/25/2019	<0.005	<0.005	<0.005						
9/26/2019				<0.005		<0.005			
2/11/2020			0.0041 (J)						
2/12/2020	0.0032 (J)	0.0038 (J)							

Time Series

Constituent: Arsenic (mg/L) Analysis Run 10/6/2022 10:46 AM

Plant Yates Client: Southern Company Data: Plant Yates AMA-R6

	YGWA-30I (bg)	YGWA-3D (bg)	YGWA-3I (bg)	PZ-35	PZ-37	YGWC-36A	PZ-37D	PZ-52D	PZ-51
3/19/2020	<0.005	<0.005	<0.005						
3/25/2020				<0.005		<0.005			
9/23/2020		<0.005	<0.005						
9/24/2020	<0.005			<0.005					
9/25/2020					<0.005				
10/7/2020						<0.005			
2/9/2021					0.0015 (J)				
2/10/2021		0.00094 (J)	0.00078 (J)	0.00096 (J)		0.00088 (J)			
2/11/2021	<0.005								
3/1/2021	<0.005								
3/3/2021		<0.005	<0.005						
3/4/2021				<0.005	<0.005	<0.005			
8/19/2021	<0.005	<0.005							
8/25/2021					0.0014 (J)				
8/27/2021			<0.005						
9/1/2021				<0.005					
9/3/2021						<0.005	<0.005		
2/9/2022		0.002 (J)	0.0018 (J)						
2/10/2022				0.0018 (J)	0.0017 (J)				0.0013 (J)
2/11/2022	0.0014 (J)					0.0014 (J)	<0.005	0.0014 (J)	
8/31/2022	<0.005	0.0028 (J)	<0.005	<0.005					
9/1/2022					<0.005	<0.005	<0.005	<0.005	<0.005

Time Series

Constituent: Barium (mg/L) Analysis Run 10/6/2022 10:46 AM

Plant Yates Client: Southern Company Data: Plant Yates AMA-R6

	YAMW-1	YAMW-2	YAMW-3	YAMW-4	YAMW-5	YGWA-17S (bg)	YGWA-18I (bg)	YGWA-18S (bg)	YGWA-20S (bg)
6/6/2016							0.028	0.019	
6/7/2016						0.012			0.014
7/27/2016						0.0126	0.0294	0.0167	0.0141
9/16/2016						0.0127		0.0168	
9/19/2016							0.0247		0.0155
11/2/2016									0.0157
11/3/2016						0.0128	0.0248	0.0159	
1/11/2017						0.0142	0.0266	0.0162	
1/13/2017									0.0158
3/1/2017							0.0275	0.0195	
3/2/2017						0.0155			
3/6/2017									0.0163
4/26/2017							0.024	0.0182	0.0177
5/2/2017						0.0138			
6/28/2017							0.0237	0.018	
6/29/2017						0.0128			0.017
3/28/2018						0.014	0.024	0.021	
3/29/2018									0.014
6/6/2018									0.015
6/7/2018							0.023		
6/11/2018						0.013		0.019	
9/25/2018						0.014	0.023	0.019	0.015
10/16/2018	0.048								
3/5/2019						0.015		0.02	0.016
3/6/2019							0.024		
4/2/2019						0.016			
4/3/2019							0.025	0.017	0.018
9/25/2019						0.015			0.014
9/26/2019	0.047						0.021	0.017	
2/11/2020						0.015	0.022	0.019	
2/12/2020									0.014
3/24/2020						0.015	0.021	0.017	0.015
3/25/2020	0.04								
9/23/2020		0.0092 (J)		0.0063 (J)		0.015	0.021	0.016	
9/24/2020	0.028				0.057				0.015
2/9/2021	0.039	0.0085 (J)		0.02	0.042		0.023	0.017	0.015
3/3/2021	0.035	0.0082		0.021		0.017	0.023	0.017	0.015
3/4/2021					0.039				
8/25/2021				0.0037 (J)					
8/26/2021					0.036			0.015	
8/27/2021						0.016	0.02		0.013
9/1/2021	0.075	0.0072							
2/9/2022						0.017	0.021	0.014	0.014
2/10/2022	0.084	0.0074	0.038	0.0033 (J)	0.034				
8/30/2022						0.017	0.017	0.012	
8/31/2022	0.085								0.011
9/1/2022		0.0092	0.024	0.003 (J)	0.034				

Time Series

Constituent: Barium (mg/L) Analysis Run 10/6/2022 10:46 AM

Plant Yates Client: Southern Company Data: Plant Yates AMA-R6

	YGWA-21I (bg)	YGWA-39 (bg)	YGWA-40 (bg)	YGWA-4I (bg)	YGWA-5D (bg)	YGWA-5I (bg)	YGWC-23S	YGWC-38	YGWC-41
6/2/2016				0.013	0.0084	0.019			
6/7/2016	0.0058						0.045		
7/26/2016				0.0158	0.01	0.0179			
7/28/2016	0.0068 (J)						0.0511		
9/14/2016				0.0143	0.0085 (J)	0.0181			
9/19/2016	0.0071 (J)								
9/20/2016							0.0561		
11/2/2016				0.0148	0.0091 (J)				
11/3/2016	0.0092 (J)								
11/4/2016						0.0165			
11/8/2016							0.054		
1/12/2017					0.0089 (J)	0.0199			
1/13/2017	0.0105			0.0146					
1/16/2017							0.0528		
3/6/2017	0.0105			0.0141					
3/7/2017					0.009 (J)	0.0196			
3/9/2017							0.0469		
4/26/2017	0.011								
5/1/2017				0.0149	0.0083 (J)				
5/2/2017						0.0202	0.0427		
6/27/2017					0.0074 (J)	0.0184			
6/29/2017	0.0109			0.0154					
7/10/2017							0.0395		
10/11/2017		0.0092 (J)							
10/12/2017			0.0328					0.0269	0.0394
11/20/2017		0.0081 (J)	0.0671					0.0255	
11/21/2017									0.032
1/10/2018			0.0656						
1/11/2018		0.0077 (J)							0.03
1/12/2018								0.0236	
2/19/2018			0.0598						0.0308
2/20/2018		<0.01						0.0255	
3/29/2018	<0.01			0.014	<0.01	0.021			
3/30/2018							0.03		
4/3/2018		<0.01	0.045					0.023	0.03
6/5/2018	0.011								
6/6/2018					0.008 (J)				
6/7/2018				0.014		0.019			
6/12/2018							0.024		
6/27/2018									0.028
6/28/2018		0.0078 (J)	0.047					0.024	
8/7/2018		0.0078 (J)	0.048					0.023	0.027
9/24/2018		0.0071 (J)	0.042					0.021	0.026
9/25/2018	0.011								
9/26/2018				0.02	0.0075 (J)	0.019			
9/27/2018							0.022		
3/4/2019				0.016	0.0077 (J)	0.019			
3/5/2019	0.011								
3/6/2019							0.019		
4/2/2019	0.011								
4/3/2019				0.017	0.0087 (J)	0.023			
4/4/2019							0.019		

Time Series

Constituent: Barium (mg/L) Analysis Run 10/6/2022 10:46 AM

Plant Yates Client: Southern Company Data: Plant Yates AMA-R6

	YGWA-21I (bg)	YGWA-39 (bg)	YGWA-40 (bg)	YGWA-4I (bg)	YGWA-5D (bg)	YGWA-5I (bg)	YGWC-23S	YGWC-38	YGWC-41
8/21/2019		0.015	0.035						
8/22/2019								0.019	0.021
9/24/2019	0.011				0.0075 (J)	0.019			
9/25/2019				0.015					
9/27/2019							0.018		
10/9/2019		0.013	0.036					0.019	0.021
2/12/2020	0.011	0.011	0.035	0.012	0.0079 (J)	0.021			
3/24/2020	0.011		0.033		0.0076 (J)	0.021			
3/25/2020		0.014		0.016				0.018	0.021
3/26/2020							0.027		
9/22/2020				0.013	0.0076 (J)	0.019			
9/24/2020	0.01	0.016	0.028				0.035		
9/25/2020								0.015	0.016
2/8/2021					0.0079 (J)	0.02			
2/9/2021	0.011			0.013			0.042	0.016	
2/10/2021		0.027	0.032						0.017
3/2/2021					0.014	0.019			
3/3/2021				0.014					
3/4/2021	0.011	0.028	0.032				0.043	0.016	0.017
8/25/2021							0.049		
8/26/2021		0.038		0.012	0.0092	0.019		0.016	0.018
9/1/2021	0.0099								
9/3/2021			0.035						
2/8/2022		0.041	0.039						0.021
2/9/2022	0.011								
2/10/2022					0.0084	0.02	0.058	0.016	
2/11/2022				0.013					
8/30/2022	0.0085				0.0079	0.017			
8/31/2022		0.035	0.035	0.013					
9/1/2022							0.053	0.014	0.019

Time Series

Constituent: Barium (mg/L) Analysis Run 10/6/2022 10:46 AM

Plant Yates Client: Southern Company Data: Plant Yates AMA-R6

	YGWC-42	YGWC-43	YGWC-49	YGWA-47 (bg)	GWA-2 (bg)	YGWA-14S (bg)	YGWA-1D (bg)	YGWA-1I (bg)	YGWA-2I (bg)
5/1/2007					0.032				
9/11/2007					0.017				
3/20/2008					0.025				
8/27/2008					0.041				
3/3/2009					0.053				
11/18/2009					0.05				
3/3/2010					0.061				
9/8/2010					0.071				
3/10/2011					0.057				
9/8/2011					0.057				
3/5/2012					0.061				
9/10/2012					0.055				
2/6/2013					0.061				
8/12/2013					0.055				
2/5/2014					0.063				
8/5/2014					0.038				
2/4/2015					0.039				
8/3/2015					0.031				
2/16/2016					0.045				
6/1/2016							0.008	0.012	
6/2/2016						0.0081			
7/25/2016								0.0091 (J)	
7/26/2016						0.0082 (J)	0.006 (J)		
8/30/2016	0.0455			0.0413					
8/31/2016		0.0065 (J)			0.0542				
9/1/2016			0.077						
9/13/2016							0.0084 (J)	0.008 (J)	
9/14/2016									0.0037 (J)
9/15/2016						0.0087 (J)			
11/1/2016							0.0062 (J)		
11/2/2016						0.0082 (J)			
11/4/2016								0.0067 (J)	0.0059 (J)
11/14/2016				0.0383					
11/15/2016			0.0772						
11/16/2016	0.0541	0.0092 (J)							
11/28/2016					0.0529				
12/15/2016									0.0056 (J)
1/10/2017						0.0086 (J)			
1/11/2017							0.0069 (J)		
1/16/2017								0.0096 (J)	0.0049 (J)
2/22/2017					0.0607				
2/24/2017		0.0144		0.0351					
2/27/2017	0.0573		0.0888						
3/2/2017							0.0071 (J)	0.0112	
3/3/2017									0.0046 (J)
3/8/2017						0.0088 (J)			
4/26/2017						0.0085 (J)			
4/27/2017							0.0064 (J)	0.0106	
4/28/2017									0.0039 (J)
5/8/2017				0.0251	0.065				
5/9/2017			0.0792						
5/10/2017	0.0517	0.0173							

Time Series

Constituent: Barium (mg/L) Analysis Run 10/6/2022 10:46 AM

Plant Yates Client: Southern Company Data: Plant Yates AMA-R6

	YGWC-42	YGWC-43	YGWC-49	YGWA-47 (bg)	GWA-2 (bg)	YGWA-14S (bg)	YGWA-1D (bg)	YGWA-1I (bg)	YGWA-2I (bg)
5/26/2017									0.0034 (J)
6/27/2017							0.0054 (J)	0.0092 (J)	
6/28/2017									0.003 (J)
6/30/2017						0.0081 (J)			
7/11/2017	0.0451	0.0183		0.0233					
7/13/2017			0.0839						
7/17/2017					0.06				
10/10/2017				0.0207					
10/11/2017			0.078						
10/12/2017	0.0429	0.0205							
10/16/2017					0.0542				
2/19/2018					0.0533				
3/27/2018						<0.01		<0.01	
3/28/2018									<0.01
3/29/2018							<0.01		
4/2/2018				0.022					
4/4/2018	0.041	0.024	0.074						
6/5/2018							0.0069 (J)		
6/6/2018								0.0082 (J)	
6/7/2018									0.0037 (J)
6/8/2018						0.007 (J)			
8/6/2018					0.044				
9/19/2018				0.023					
9/20/2018	0.038	0.035	0.074						
10/1/2018						0.007 (J)	0.0062 (J)	0.0084 (J)	0.0038 (J)
2/25/2019					0.045				
2/26/2019						0.0067 (J)			
2/27/2019							0.0074 (J)	0.008 (J)	0.0035 (J)
3/28/2019							0.0082 (J)	0.0082 (J)	
3/29/2019						0.0066 (J)			0.0039 (J)
6/12/2019					0.063				
8/19/2019					0.065				
8/20/2019				0.024					
8/21/2019		0.03							
8/22/2019	0.031								
9/24/2019							0.0072 (J)	0.0086 (J)	0.0038 (J)
9/25/2019						0.0071 (J)			
9/26/2019			0.065						
10/8/2019				0.025	0.058				
10/9/2019	0.027	0.04							
2/10/2020							0.0066 (J)	0.0091 (J)	
2/11/2020									0.0036 (J)
2/12/2020						0.007 (J)			
3/17/2020				0.035	0.047				
3/18/2020						0.0076 (J)		0.0084 (J)	
3/19/2020							0.0076 (J)		0.0036 (J)
3/25/2020	0.03	0.033	0.071						
8/26/2020					0.044				
8/27/2020				0.027					
9/22/2020				0.026	0.045				
9/23/2020							0.0068 (J)	0.0079 (J)	0.0039 (J)
9/24/2020	0.026		0.066						

Time Series

Constituent: Barium (mg/L) Analysis Run 10/6/2022 10:46 AM

Plant Yates Client: Southern Company Data: Plant Yates AMA-R6

	YGWC-42	YGWC-43	YGWC-49	YGWA-47 (bg)	GWA-2 (bg)	YGWA-14S (bg)	YGWA-1D (bg)	YGWA-1I (bg)	YGWA-2I (bg)
9/25/2020		0.046				0.0073 (J)			
2/9/2021		0.041	0.071						
2/10/2021	0.031					0.0078 (J)			0.0032 (J)
2/12/2021							0.0057 (J)	0.009 (J)	
3/1/2021				0.029					
3/2/2021					0.039	0.0076			
3/3/2021							0.0068	0.0094	0.0041 (J)
3/4/2021	0.03	0.039	0.069						
8/19/2021				0.029		0.0077	0.0065	0.0079	
8/20/2021					0.036				
8/25/2021	0.027								
8/27/2021									0.003 (J)
9/1/2021			0.066						
9/27/2021		0.0097							
2/8/2022		0.029	0.07	0.03	0.037				
2/9/2022							0.0067	0.0088	0.0029 (J)
2/10/2022	0.026					0.0088			
8/30/2022					0.031		0.0066		0.003 (J)
8/31/2022			0.058	0.029		0.0075		0.0074	
9/1/2022	0.023	0.029							

Time Series

Constituent: Barium (mg/L) Analysis Run 10/6/2022 10:46 AM

Plant Yates Client: Southern Company Data: Plant Yates AMA-R6

	YGWA-30I (bg)	YGWA-3D (bg)	YGWA-3I (bg)	PZ-35	PZ-37	YGWC-36A	PZ-37D	PZ-52D	PZ-51
6/1/2016			0.0038						
6/2/2016	0.0064	0.01							
7/25/2016	0.0071 (J)		0.0031 (J)						
7/26/2016		0.0088 (J)							
9/2/2016						0.0409			
9/14/2016			0.0027 (J)						
9/15/2016		0.009 (J)							
9/19/2016	0.0069 (J)								
11/1/2016	0.007 (J)	0.0079 (J)	0.0027 (J)						
11/14/2016						0.0182			
1/11/2017		0.0075 (J)	0.0036 (J)						
1/16/2017	0.0071 (J)								
2/21/2017	0.0077 (J)								
2/28/2017						0.023			
3/1/2017			0.0036 (J)						
3/2/2017		0.009 (J)							
4/26/2017	0.0074 (J)	0.0078 (J)	0.0038 (J)						
5/9/2017						0.0349			
6/28/2017		0.0071 (J)	0.004 (J)						
6/30/2017	0.0076 (J)								
7/13/2017						0.0484			
9/22/2017						0.0491			
9/29/2017						0.0452			
10/6/2017						0.0508			
10/12/2017					0.064				
11/21/2017					0.0579				
1/11/2018					0.0549				
2/20/2018					0.0593				
3/27/2018	<0.01								
3/28/2018		<0.01	<0.01						
3/30/2018						0.043			
4/3/2018					0.051				
6/7/2018		0.0068 (J)							
6/8/2018			0.0034 (J)						
6/11/2018	0.007 (J)								
6/13/2018						0.046			
6/29/2018					0.054				
8/6/2018					0.048				
9/24/2018					0.047				
9/26/2018						0.048			
10/1/2018		0.0065 (J)	0.0034 (J)						
10/2/2018	0.0069 (J)								
10/16/2018				0.063					
2/26/2019	0.007 (J)								
2/27/2019		0.0059 (J)	0.0034 (J)						
3/6/2019						0.041			
4/1/2019	0.0072 (J)	0.0064 (J)	0.003 (J)						
4/4/2019						0.042			
9/25/2019	0.0066 (J)	0.0059 (J)	0.005 (J)						
9/26/2019				0.039		0.025			
2/11/2020			0.0031 (J)						
2/12/2020	0.0073 (J)	0.0062 (J)							

Time Series

Constituent: Barium (mg/L) Analysis Run 10/6/2022 10:46 AM

Plant Yates Client: Southern Company Data: Plant Yates AMA-R6

	YGWA-30I (bg)	YGWA-3D (bg)	YGWA-3I (bg)	PZ-35	PZ-37	YGWC-36A	PZ-37D	PZ-52D	PZ-51
3/19/2020	0.0074 (J)	0.0072 (J)	0.0029 (J)						
3/25/2020				0.039		0.025			
9/23/2020		0.0051 (J)	0.0039 (J)						
9/24/2020	0.0062 (J)			0.034					
9/25/2020					0.034				
10/7/2020						0.04			
2/9/2021					0.036				
2/10/2021		0.0059 (J)	0.0029 (J)	0.032		0.035			
2/11/2021	0.0077 (J)								
3/1/2021	0.007								
3/3/2021		0.0064	0.0031 (J)						
3/4/2021				0.033	0.036	0.028			
8/19/2021	0.0071	0.0052							
8/25/2021					0.035				
8/27/2021			0.0039 (J)						
9/1/2021				0.067					
9/3/2021						0.038	0.015		
2/9/2022		0.0051	0.0031 (J)						
2/10/2022				0.074	0.029				0.017
2/11/2022	0.0077					0.044	0.013	0.032	
8/31/2022	0.0068	0.0048 (J)	0.003 (J)	0.1					
9/1/2022					0.023	0.059	0.033	0.015	0.013

Time Series

Constituent: Beryllium (mg/L) Analysis Run 10/6/2022 10:46 AM

Plant Yates Client: Southern Company Data: Plant Yates AMA-R6

	YAMW-1	YAMW-2	YAMW-3	YAMW-4	YAMW-5	YGWA-17S (bg)	YGWA-18I (bg)	YGWA-18S (bg)	YGWA-20S (bg)
6/6/2016							<0.0005	<0.0005	
6/7/2016						<0.0005			<0.0005
7/27/2016						<0.0005	<0.0005	<0.0005	<0.0005
9/16/2016						<0.0005		<0.0005	
9/19/2016							<0.0005		<0.0005
11/2/2016									<0.0005
11/3/2016						<0.0005	<0.0005	<0.0005	
1/11/2017						<0.0005	<0.0005	<0.0005	
1/13/2017									<0.0005
3/1/2017							<0.0005	<0.0005	
3/2/2017						8E-05 (J)			
3/6/2017									<0.0005
4/26/2017							<0.0005	<0.0005	<0.0005
5/2/2017						<0.0005			
6/28/2017							<0.0005	<0.0005	
6/29/2017						<0.0005			<0.0005
3/28/2018						<0.0005	<0.0005	<0.0005	
3/29/2018									<0.0005
6/6/2018									8E-05 (J)
6/7/2018							<0.0005		
6/11/2018						9E-05 (J)		5.7E-05 (J)	
9/25/2018						8.9E-05 (J)	<0.0005	8.2E-05 (J)	6.1E-05 (J)
10/16/2018	<0.0005								
3/5/2019						9.1E-05 (J)		7.9E-05 (J)	0.00011 (J)
3/6/2019							<0.0005		
4/2/2019						9E-05 (J)			
4/3/2019							<0.0005	7.5E-05 (J)	6.4E-05 (J)
9/25/2019						8.1E-05 (J)			<0.0005
9/26/2019	<0.0005						<0.0005	8.4E-05 (J)	
1/15/2020					0.00017 (J)				
2/11/2020						7.8E-05 (J)	<0.0005	7.6E-05 (J)	
2/12/2020									7.8E-05 (J)
3/24/2020						8E-05 (J)	<0.0005	8.9E-05 (J)	7.6E-05 (J)
3/25/2020	0.00037 (J)								
9/23/2020		<0.0005		<0.0005		8.1E-05 (J)	<0.0005	8.8E-05 (J)	
9/24/2020	5.8E-05 (J)				8.6E-05 (J)				8.3E-05 (J)
2/9/2021	<0.0005	5.1E-05 (J)		<0.0005	0.00015 (J)		<0.0005	9.8E-05 (J)	6.8E-05 (J)
3/3/2021	<0.0005	<0.0005		<0.0005		9.9E-05 (J)	<0.0005	0.00011 (J)	6.8E-05 (J)
3/4/2021					0.00013 (J)				
8/25/2021				<0.0005					
8/26/2021					0.00012 (J)			9.3E-05 (J)	
8/27/2021						0.0001 (J)	<0.0005		5.9E-05 (J)
9/1/2021	9.5E-05 (J)	6.5E-05 (J)							
2/9/2022						0.00011 (J)	<0.0005	8.9E-05 (J)	7.7E-05 (J)
2/10/2022	0.00016 (J)	7.4E-05 (J)	7.8E-05 (J)	<0.0005	0.00013 (J)				
8/30/2022						0.0001 (J)	<0.0005	8.2E-05 (J)	
8/31/2022	0.00011 (J)								<0.0005
9/1/2022		5.7E-05 (J)	0.00011 (J)	<0.0005	0.00011 (J)				

Time Series

Constituent: Beryllium (mg/L) Analysis Run 10/6/2022 10:46 AM

Plant Yates Client: Southern Company Data: Plant Yates AMA-R6

	YGWA-21I (bg)	YGWA-39 (bg)	YGWA-40 (bg)	YGWA-4I (bg)	YGWA-5D (bg)	YGWA-5I (bg)	YGWC-23S	YGWC-38	YGWC-41
6/2/2016				<0.0005	<0.0005	<0.0005			
6/7/2016	<0.0005						<0.0005		
7/26/2016				<0.0005	<0.0005	<0.0005			
7/28/2016	<0.0005						<0.0005		
9/14/2016				<0.0005	<0.0005	<0.0005			
9/19/2016	<0.0005								
9/20/2016							0.0001 (J)		
11/2/2016				<0.0005	<0.0005				
11/3/2016	<0.0005								
11/4/2016						<0.0005			
11/8/2016							<0.0005		
1/12/2017					<0.0005	<0.0005			
1/13/2017	<0.0005			<0.0005					
1/16/2017							0.0001 (J)		
3/6/2017	<0.0005			<0.0005					
3/7/2017					<0.0005	<0.0005			
3/9/2017							0.0001 (J)		
4/26/2017	<0.0005								
5/1/2017				<0.0005	<0.0005				
5/2/2017						<0.0005	9E-05 (J)		
6/27/2017					<0.0005	<0.0005			
6/29/2017	<0.0005			<0.0005					
7/10/2017							<0.0005		
10/11/2017		<0.0005							
10/12/2017			0.0002 (J)					0.0057	0.0036
11/20/2017		<0.0005	0.0003 (J)					0.0053	
11/21/2017									0.0036
1/10/2018			0.0003 (J)						
1/11/2018		<0.0005							0.0037
1/12/2018								0.0053	
2/19/2018			<0.0005						0.0039
2/20/2018		<0.0005						0.0053	
3/29/2018	<0.0005			<0.0005	<0.0005	<0.0005			
3/30/2018							<0.0005		
4/3/2018		<0.0005	<0.0005					0.0056	0.0037
6/5/2018	<0.0005								
6/6/2018					<0.0005				
6/7/2018				<0.0005		<0.0005			
6/12/2018							8.1E-05 (J)		
6/27/2018									0.0038
6/28/2018		<0.0005	0.00029 (J)					0.0059	
8/7/2018		<0.0005	0.00024 (J)					0.0058	0.0037
9/24/2018		<0.0005	0.00019 (J)					0.0051	0.0032
9/25/2018	<0.0005								
9/26/2018				<0.0005	<0.0005	<0.0005			
9/27/2018							9E-05 (J)		
3/4/2019				<0.0005	<0.0005	<0.0005			
3/5/2019	<0.0005								
3/6/2019							6.6E-05 (J)		
4/2/2019	<0.0005								
4/3/2019				<0.0005	<0.0005	<0.0005			
4/4/2019							7.2E-05 (J)		

Time Series

Constituent: Beryllium (mg/L) Analysis Run 10/6/2022 10:46 AM

Plant Yates Client: Southern Company Data: Plant Yates AMA-R6

	YGWA-21I (bg)	YGWA-39 (bg)	YGWA-40 (bg)	YGWA-4I (bg)	YGWA-5D (bg)	YGWA-5I (bg)	YGWC-23S	YGWC-38	YGWC-41
8/21/2019		<0.0005	0.0002 (J)						
8/22/2019								0.0049	0.0026 (J)
9/24/2019	<0.0005				<0.0005	<0.0005			
9/25/2019				<0.0005					
9/27/2019							7.7E-05 (J)		
10/9/2019		<0.0005	0.0002 (J)					0.0046	0.0026 (J)
2/12/2020	<0.0005	<0.0005	0.00018 (J)	<0.0005	<0.0005	<0.0005			
3/24/2020	<0.0005		0.00022 (J)		<0.0005	<0.0005			
3/25/2020		<0.0005		<0.0005				0.0038	0.0026 (J)
3/26/2020							9E-05 (J)		
9/22/2020				<0.0005	<0.0005	<0.0005			
9/24/2020	<0.0005	<0.0005	0.0002 (J)				0.00015 (J)		
9/25/2020								0.0033	0.002 (J)
2/8/2021					<0.0005	<0.0005			
2/9/2021	<0.0005			<0.0005			0.00015 (J)	0.0029 (J)	
2/10/2021		5.1E-05 (J)	0.00021 (J)						0.0015 (J)
3/2/2021					<0.0005	<0.0005			
3/3/2021				<0.0005					
3/4/2021	<0.0005	<0.0005	0.00021 (J)				0.00013 (J)	0.0029	0.0015
8/25/2021							0.00019 (J)		
8/26/2021		<0.0005		<0.0005	<0.0005	<0.0005		0.0028	0.0012
9/1/2021	<0.0005								
9/3/2021			0.00024 (J)						
2/8/2022		<0.0005	0.00028 (J)						0.0016
2/9/2022	<0.0005								
2/10/2022					<0.0005	<0.0005	0.00023 (J)	0.0027	
2/11/2022				<0.0005					
8/30/2022	<0.0005				<0.0005	<0.0005			
8/31/2022		<0.0005	0.00025 (J)	<0.0005					
9/1/2022							0.00019 (J)	0.0022	0.0013

Time Series

Constituent: Beryllium (mg/L) Analysis Run 10/6/2022 10:46 AM

Plant Yates Client: Southern Company Data: Plant Yates AMA-R6

	YGWC-42	YGWC-43	YGWC-49	YGWA-47 (bg)	GWA-2 (bg)	YGWA-14S (bg)	YGWA-1D (bg)	YGWA-1I (bg)	YGWA-2I (bg)
5/1/2007					<0.0005				
9/11/2007					<0.0005				
3/20/2008					<0.0005				
8/27/2008					<0.0005				
3/3/2009					<0.0005				
11/18/2009					<0.0005				
3/3/2010					<0.0005				
9/8/2010					<0.0005				
3/10/2011					<0.0005				
9/8/2011					<0.0005				
3/5/2012					<0.0005				
9/10/2012					<0.0005				
2/6/2013					<0.0005				
8/12/2013					<0.0005				
2/5/2014					<0.0005				
8/5/2014					<0.0005				
2/4/2015					<0.0005				
8/3/2015					<0.0005				
2/16/2016					<0.0005				
6/1/2016							<0.0005	<0.0005	
6/2/2016						<0.0005			
7/25/2016								<0.0005	
7/26/2016						0.0002 (J)	<0.0005		
8/30/2016	9E-05 (J)			<0.0005					
8/31/2016		<0.0005			<0.0005				
9/1/2016			0.0001 (J)						
9/13/2016							<0.0005	<0.0005	
9/14/2016									<0.0005
9/15/2016						0.0002 (J)			
11/1/2016							<0.0005		
11/2/2016						0.0002 (J)			
11/4/2016								<0.0005	<0.0005
11/14/2016				<0.0005					
11/15/2016			0.0001 (J)						
11/16/2016	<0.0005	<0.0005							
11/28/2016					<0.0005				
12/15/2016									<0.0005
1/10/2017						0.0002 (J)			
1/11/2017							<0.0005		
1/16/2017								<0.0005	<0.0005
2/22/2017					<0.0005				
2/24/2017		<0.0005		<0.0005					
2/27/2017	<0.0005		0.0001 (J)						
3/2/2017							<0.0005	<0.0005	
3/3/2017									<0.0005
3/8/2017						0.0002 (J)			
4/26/2017						0.0002 (J)			
4/27/2017							<0.0005	<0.0005	
4/28/2017									<0.0005
5/8/2017				7E-05 (J)	<0.0005				
5/9/2017			0.0001 (J)						
5/10/2017	9E-05 (J)	<0.0005							

Time Series

Constituent: Beryllium (mg/L) Analysis Run 10/6/2022 10:46 AM

Plant Yates Client: Southern Company Data: Plant Yates AMA-R6

	YGWC-42	YGWC-43	YGWC-49	YGWA-47 (bg)	GWA-2 (bg)	YGWA-14S (bg)	YGWA-1D (bg)	YGWA-1I (bg)	YGWA-2I (bg)
5/26/2017									<0.0005
6/27/2017							<0.0005	<0.0005	
6/28/2017									<0.0005
6/30/2017						0.0002 (J)			
7/11/2017	0.0001 (J)	<0.0005		<0.0005					
7/13/2017			0.0001 (J)						
7/17/2017					<0.0005				
10/10/2017				<0.0005					
10/11/2017			0.0001 (J)						
10/12/2017	<0.0005	0.0001 (J)							
10/16/2017					<0.0005				
2/19/2018					<0.0005				
3/27/2018						<0.0005		<0.0005	
3/28/2018									<0.0005
3/29/2018							<0.0005		
4/2/2018				<0.0005					
4/4/2018	<0.0005	<0.0005	<0.0005						
8/6/2018					<0.0005				
9/19/2018				5.7E-05 (J)					
9/20/2018	<0.0005	0.00029 (J)	0.00011 (J)						
2/25/2019					<0.0005				
2/26/2019						0.00016 (J)			
2/27/2019							<0.0005	<0.0005	<0.0005
3/28/2019							<0.0005	<0.0005	
3/29/2019						0.00017 (J)			<0.0005
6/12/2019					<0.0005				
8/19/2019					<0.0005				
8/20/2019				<0.0005					
8/21/2019		0.0003 (J)							
8/22/2019	<0.0005								
9/24/2019							<0.0005	<0.0005	<0.0005
9/25/2019						0.00018 (J)			
9/26/2019			0.00013 (J)						
10/8/2019					<0.0005				
10/9/2019	<0.0005	0.00034 (J)							
2/10/2020							<0.0005	<0.0005	
2/11/2020									<0.0005
2/12/2020						0.00019 (J)			
3/17/2020					<0.0005				
3/18/2020						0.00021 (J)		<0.0005	
3/19/2020							<0.0005		<0.0005
3/25/2020	<0.0005	0.00034 (J)	0.00013 (J)						
8/26/2020					<0.0005				
8/27/2020				4.7E-05 (J)					
9/22/2020				<0.0005	<0.0005				
9/23/2020							<0.0005	<0.0005	<0.0005
9/24/2020	6.7E-05 (J)		0.00013 (J)						
9/25/2020		0.00054 (J)				0.00018 (J)			
2/9/2021		0.00053 (J)	0.00013 (J)						
2/10/2021	5.7E-05 (J)					0.00019 (J)			<0.0005
2/12/2021							<0.0005	<0.0005	
3/1/2021				5.5E-05 (J)					

Time Series

Constituent: Beryllium (mg/L) Analysis Run 10/6/2022 10:46 AM

Plant Yates Client: Southern Company Data: Plant Yates AMA-R6

	YGWC-42	YGWC-43	YGWC-49	YGWA-47 (bg)	GWA-2 (bg)	YGWA-14S (bg)	YGWA-1D (bg)	YGWA-1I (bg)	YGWA-2I (bg)
3/2/2021					<0.0005	0.00018 (J)			
3/3/2021							<0.0005	<0.0005	<0.0005
3/4/2021	<0.0005	0.00056	0.0001 (J)						
8/19/2021				<0.0005		0.00022 (J)	<0.0005	<0.0005	
8/20/2021					<0.0005				
8/25/2021	<0.0005								
8/27/2021									<0.0005
9/1/2021			0.00012 (J)						
9/27/2021		0.00015 (J)							
2/8/2022		0.00037 (J)	0.00015 (J)	5.6E-05 (J)	<0.0005				
2/9/2022							<0.0005	<0.0005	<0.0005
2/10/2022	6.1E-05 (J)					0.00025 (J)			
8/30/2022					<0.0005		<0.0005		<0.0005
8/31/2022			0.00017 (J)	<0.0005		0.0002 (J)		<0.0005	
9/1/2022	<0.0005	0.00033 (J)							

Time Series

Constituent: Beryllium (mg/L) Analysis Run 10/6/2022 10:46 AM

Plant Yates Client: Southern Company Data: Plant Yates AMA-R6

	YGWA-30I (bg)	YGWA-3D (bg)	YGWA-3I (bg)	PZ-35	PZ-37	YGWC-36A	PZ-37D	PZ-52D	PZ-51
6/1/2016			<0.0005						
6/2/2016	<0.0005	<0.0005							
7/25/2016	<0.0005		<0.0005						
7/26/2016		<0.0005							
9/2/2016						0.0003 (J)			
9/14/2016			<0.0005						
9/15/2016		<0.0005							
9/19/2016	<0.0005								
11/1/2016	<0.0005	<0.0005	<0.0005						
11/14/2016						9E-05 (J)			
1/11/2017		<0.0005	<0.0005						
1/16/2017	<0.0005								
2/21/2017	<0.0005								
2/28/2017						0.0001 (J)			
3/1/2017			<0.0005						
3/2/2017		<0.0005							
4/26/2017	<0.0005	<0.0005	<0.0005						
5/9/2017						0.0002 (J)			
6/28/2017		<0.0005	<0.0005						
6/30/2017	<0.0005								
7/13/2017						0.0003 (J)			
9/22/2017						0.0003 (J)			
9/29/2017						0.0003 (J)			
10/6/2017						0.0003 (J)			
10/12/2017					0.0004 (J)				
11/21/2017					0.0004 (J)				
1/11/2018					0.0003 (J)				
2/20/2018					<0.0005				
3/27/2018	<0.0005								
3/28/2018		<0.0005	<0.0005						
3/30/2018						<0.0005			
4/3/2018					<0.0005				
6/13/2018						0.00035 (J)			
6/29/2018					0.00033 (J)				
8/6/2018					0.0002 (J)				
8/30/2018				0.00052 (J)					
9/24/2018					0.00029 (J)				
9/26/2018						0.00032 (J)			
10/16/2018				0.00036 (J)					
2/26/2019	7.2E-05 (J)								
2/27/2019		<0.0005	<0.0005						
3/6/2019						0.00029 (J)			
4/1/2019	<0.0005	<0.0005	<0.0005						
4/4/2019						0.00033 (J)			
9/25/2019	<0.0005	<0.0005	<0.0005						
9/26/2019				<0.0005		0.00029 (J)			
2/11/2020			<0.0005						
2/12/2020	<0.0005	<0.0005							
3/19/2020	<0.0005	<0.0005	<0.0005						
3/25/2020				<0.0005		0.00022 (J)			
9/23/2020		<0.0005	5.9E-05 (J)						
9/24/2020	<0.0005			0.00033 (J)					

Time Series

Constituent: Beryllium (mg/L) Analysis Run 10/6/2022 10:46 AM

Plant Yates Client: Southern Company Data: Plant Yates AMA-R6

	YGWA-30I (bg)	YGWA-3D (bg)	YGWA-3I (bg)	PZ-35	PZ-37	YGWC-36A	PZ-37D	PZ-52D	PZ-51
9/25/2020					0.00031 (J)				
10/7/2020						0.00014 (J)			
2/9/2021					0.00029 (J)				
2/10/2021		<0.0005	<0.0005	0.00025 (J)		9.9E-05 (J)			
2/11/2021	4.7E-05 (J)								
3/1/2021	<0.0005								
3/3/2021		<0.0005	<0.0005						
3/4/2021				0.00025 (J)	0.00017 (J)	0.00016 (J)			
8/19/2021	<0.0005	<0.0005							
8/25/2021					0.00059				
8/27/2021			<0.0005						
9/1/2021				0.00045 (J)					
9/3/2021						0.00035 (J)	<0.0005		
2/9/2022		<0.0005	<0.0005						
2/10/2022				0.00055	0.001				0.0033
2/11/2022	<0.0005					0.00043 (J)	<0.0005	5.9E-05 (J)	
8/31/2022	<0.0005	<0.0005	<0.0005	0.00061					
9/1/2022					0.0011	0.00053	<0.0005	<0.0005	0.0031

Time Series

Constituent: Boron (mg/L) Analysis Run 10/6/2022 10:46 AM

Plant Yates Client: Southern Company Data: Plant Yates AMA-R6

	YAMW-1	YAMW-2	YAMW-3	YAMW-4	YAMW-5	YGWA-17S (bg)	YGWA-18I (bg)	YGWA-18S (bg)	YGWA-20S (bg)
6/6/2016							<0.04	<0.04	
6/7/2016						<0.04			<0.04
7/27/2016						0.008 (J)	<0.04	0.0059 (J)	<0.04
9/16/2016						0.0086 (J)		0.0079 (J)	
9/19/2016							<0.04		<0.04
11/2/2016									<0.04
11/3/2016						0.0077 (J)	<0.04	0.0082 (J)	
1/11/2017						0.0092 (J)	<0.04	0.0096 (J)	
1/13/2017									<0.04
3/1/2017							<0.04	<0.04	
3/2/2017						0.0095 (J)			
3/6/2017									<0.04
4/26/2017							<0.04	0.0091 (J)	<0.04
5/2/2017						<0.04			
6/28/2017							<0.04	0.0079 (J)	
6/29/2017						0.0074 (J)			<0.04
10/4/2017						0.0077 (J)		0.009 (J)	<0.04
10/5/2017							<0.04		
6/6/2018									0.0049 (J)
6/7/2018							<0.04		
6/11/2018						0.01 (J)		0.0093 (J)	
9/25/2018						0.0096 (J)	0.0046 (J)	0.007 (J)	<0.04
10/16/2018	0.2								
4/2/2019						0.0066 (J)			
4/3/2019							<0.04	0.0053 (J)	<0.04
9/25/2019						0.0081 (J)			<0.04
9/26/2019	0.092						0.0062 (J)	0.0072 (J)	
1/15/2020		0.031 (J)			8.7				
1/16/2020			6.8	1.9					
2/11/2020			4.5		7.8				
3/24/2020						0.0092 (J)	0.0054 (J)	0.01 (J)	<0.04
3/25/2020	0.018 (J)								
9/23/2020		0.026 (J)		2.5		0.0066 (J)	0.021 (J)	0.006 (J)	
9/24/2020	0.076 (J)				8.7				0.0094 (J)
3/3/2021	0.039 (J)	0.032 (J)		0.81		0.01 (J)	<0.04	0.0094 (J)	<0.04
3/4/2021					6.1				
8/25/2021				2.8					
8/26/2021					5.9			<0.04	
8/27/2021						0.011 (J)	<0.04		<0.04
9/1/2021	0.18	0.017 (J)							
2/9/2022						0.0098 (J)	<0.04	<0.04	<0.04
2/10/2022	0.36	0.022 (J)	7.7	3	4.9				
8/30/2022						0.013 (J)	<0.04	0.014 (J)	
8/31/2022	0.58								<0.04
9/1/2022		0.046	7.1	3.2	6.1				

Time Series

Constituent: Boron (mg/L) Analysis Run 10/6/2022 10:46 AM

Plant Yates Client: Southern Company Data: Plant Yates AMA-R6

	YGWA-21I (bg)	YGWA-39 (bg)	YGWA-40 (bg)	YGWA-4I (bg)	YGWA-5D (bg)	YGWA-5I (bg)	YGWC-23S	YGWC-38	YGWC-41
6/2/2016				<0.04	<0.04	<0.04			
6/7/2016	<0.04						0.99		
7/26/2016				0.0047 (J)	0.0052 (J)	<0.04			
7/28/2016	<0.04						1.09		
9/14/2016				<0.04	0.0071 (J)	0.01 (J)			
9/19/2016	<0.04								
9/20/2016							1.35		
11/2/2016				<0.04	<0.04				
11/3/2016	<0.04								
11/4/2016						<0.04			
11/8/2016							1.5		
1/12/2017					0.0076 (J)	<0.04			
1/13/2017	<0.04			<0.04					
1/16/2017							1.67		
3/6/2017	<0.04			<0.04					
3/7/2017					0.0089 (J)	<0.04			
3/9/2017							1.44		
4/26/2017	<0.04								
5/1/2017				<0.04	0.0061 (J)				
5/2/2017						<0.04	1.2		
6/27/2017					0.0079 (J)	<0.04			
6/29/2017	<0.04			<0.04					
7/10/2017							1.12		
10/3/2017	<0.04				0.0094 (J)	<0.04			
10/5/2017				<0.04					
10/11/2017		0.0135 (J)					1.09		
10/12/2017			0.0401					19.3	12
11/20/2017		0.0251 (J)	0.156					21.8	
11/21/2017									12.1
1/10/2018			0.15						
1/11/2018		0.0255 (J)							12.8
1/12/2018								18.7	
2/19/2018			0.146						15.2
2/20/2018		<0.04						18.6	
4/3/2018		0.033 (J)	0.12					20.9	14.5
6/5/2018	0.0092 (J)								
6/6/2018					0.0098 (J)				
6/7/2018				0.0045 (J)		<0.04			
6/12/2018							0.9		
6/27/2018									14.1
6/28/2018		0.053	0.16					22.7	
8/7/2018		0.024 (J)	0.12					19.1	11.9
9/24/2018		0.028 (J)	0.099					18.4	12.2
9/25/2018	0.0054 (J)								
9/26/2018				0.005 (J)	0.01 (J)	0.0057 (J)			
9/27/2018							0.71		
3/26/2019			0.096						
3/27/2019		0.017 (J)						16.7	
3/28/2019									7.1
4/2/2019	0.011 (J)								
4/3/2019				0.0055 (J)	0.0076 (J)	0.0044 (J)			
4/4/2019							0.6		

Time Series

Constituent: Boron (mg/L) Analysis Run 10/6/2022 10:46 AM

Plant Yates Client: Southern Company Data: Plant Yates AMA-R6

	YGWA-21I (bg)	YGWA-39 (bg)	YGWA-40 (bg)	YGWA-4I (bg)	YGWA-5D (bg)	YGWA-5I (bg)	YGWC-23S	YGWC-38	YGWC-41
9/24/2019	0.018 (J)				0.01 (J)	0.0049 (J)			
9/25/2019				<0.04					
9/27/2019							0.58		
10/9/2019		0.017 (J)	0.079					13.5	8.6
3/24/2020	0.016 (J)		0.088 (J)		0.011 (J)	0.0068 (J)			
3/25/2020		0.043 (J)		0.011 (J)				9.3	7.9
3/26/2020							0.94		
9/22/2020				<0.04	0.0079 (J)	0.0053 (J)			
9/24/2020	0.013 (J)	0.037 (J)	0.087 (J)				1.1		
9/25/2020								8	6
3/2/2021					0.0068 (J)	0.011 (J)			
3/3/2021				0.0056 (J)					
3/4/2021	0.0079 (J)	0.033 (J)	0.078				1.2	6.4	4
8/25/2021							1.3		
8/26/2021		0.095		<0.04	0.009 (J)	<0.04		6.1	3.3
9/1/2021	<0.04								
9/3/2021			0.077						
2/8/2022		0.13	0.074						4
2/9/2022	<0.04								
2/10/2022					0.011 (J)	<0.04	1.5	5.4	
2/11/2022				<0.04					
8/30/2022	0.012 (J)				0.0098 (J)	<0.04			
8/31/2022		0.14	0.062	<0.04					
9/1/2022							1.5	4.8	3.6

Time Series

Constituent: Boron (mg/L) Analysis Run 10/6/2022 10:46 AM

Plant Yates Client: Southern Company Data: Plant Yates AMA-R6

	YGWC-42	YGWC-43	YGWC-49	YGWA-47 (bg)	GWA-2 (bg)	YGWA-14S (bg)	YGWA-1D (bg)	YGWA-1I (bg)	YGWA-2I (bg)
6/1/2016							<0.04	<0.04	
6/2/2016						<0.04			
7/25/2016								<0.04	
7/26/2016						0.0177 (J)	0.0055 (J)		
8/30/2016	24.7			0.0166 (J)					
8/31/2016		0.169			0.0315 (J)				
9/1/2016			0.0113 (J)						
9/13/2016							<0.04	<0.04	
9/14/2016									<0.04
9/15/2016						0.0214 (J)			
11/1/2016							0.0086 (J)		
11/2/2016						<0.04			
11/4/2016								<0.04	<0.04
11/14/2016				0.0166 (J)					
11/15/2016			0.0074 (J)						
11/16/2016	16.4	0.406							
11/28/2016					0.0095 (J)				
12/15/2016									0.0107 (J)
1/10/2017						0.0198 (J)			
1/11/2017							0.0074 (J)		
1/16/2017								<0.04	<0.04
2/22/2017					<0.04				
2/24/2017		0.725		0.0145 (J)					
2/27/2017	17.9		<0.04						
3/2/2017							0.008 (J)	<0.04	
3/3/2017									<0.04
3/8/2017						0.0189 (J)			
4/26/2017						0.0161 (J)			
4/27/2017							0.0066 (J)	<0.04	
4/28/2017									<0.04
5/8/2017				0.0141 (J)	0.0084 (J)				
5/9/2017			<0.04						
5/10/2017	20.4	0.955							
5/26/2017									<0.04
6/27/2017							0.0087 (J)	0.006 (J)	
6/28/2017									<0.04
6/30/2017						0.0173 (J)			
7/11/2017	25.2	0.994		0.0131 (J)					
7/13/2017			0.0093 (J)						
7/17/2017					0.0092 (J)				
10/3/2017							0.0072 (J)	0.0071 (J)	<0.04
10/5/2017						0.0173 (J)			
10/10/2017				0.0124 (J)					
10/11/2017			<0.04						
10/12/2017	20	1.15							
10/16/2017					<0.04				
2/19/2018					<0.04				
4/2/2018				0.013 (J)					
4/4/2018	22.7	1.2	0.0041 (J)						
6/5/2018							0.0052 (J)		
6/6/2018								<0.04	
6/7/2018									<0.04

Time Series

Constituent: Boron (mg/L) Analysis Run 10/6/2022 10:46 AM

Plant Yates Client: Southern Company Data: Plant Yates AMA-R6

	YGWC-42	YGWC-43	YGWC-49	YGWA-47 (bg)	GWA-2 (bg)	YGWA-14S (bg)	YGWA-1D (bg)	YGWA-1I (bg)	YGWA-2I (bg)
6/8/2018						0.013 (J)			
8/6/2018					<0.04				
9/19/2018				0.012 (J)					
9/20/2018	20.3	2.1	0.0042 (J)						
10/1/2018						0.015 (J)	0.021 (J)	0.0049 (J)	<0.04
2/25/2019					<0.04				
3/27/2019	20.3			0.013 (J)					
3/28/2019		1.8	<0.04				0.005 (J)	<0.04	
3/29/2019						0.014 (J)			0.0065 (J)
6/12/2019					<0.04				
9/24/2019							0.0064 (J)	0.0055 (J)	0.0076 (J)
9/25/2019						0.018 (J)			
9/26/2019			<0.04						
10/8/2019				0.012 (J)	<0.04				
10/9/2019	16.6	2.7							
3/17/2020				0.023 (J)	0.0051 (J)				
3/18/2020						0.02 (J)		0.0087 (J)	
3/19/2020							0.0085 (J)		0.0073 (J)
3/25/2020	15.5	2.4	0.012 (J)						
9/22/2020				0.0076 (J)	0.0079 (J)				
9/23/2020							<0.04	<0.04	<0.04
9/24/2020	15.2		0.062 (J)						
9/25/2020		3.9				0.02 (J)			
3/1/2021				0.013 (J)					
3/2/2021					<0.04	0.017 (J)			
3/3/2021							<0.04	<0.04	<0.04
3/4/2021	14.8	3.6	<0.04						
8/19/2021				0.011 (J)		0.018 (J)	<0.04	<0.04	
8/20/2021					<0.04				
8/25/2021	13.5								
8/27/2021									<0.04
9/1/2021			<0.04						
9/27/2021		0.64							
2/8/2022		2.3	<0.04	0.015 (J)	<0.04				
2/9/2022							<0.04	<0.04	<0.04
2/10/2022	14.4					0.02 (J)			
8/30/2022					<0.04		<0.04		<0.04
8/31/2022			0.011 (J)	0.0091 (J)		0.015 (J)		<0.04	
9/1/2022	13.4	2.6							

Time Series

Constituent: Boron (mg/L) Analysis Run 10/6/2022 10:46 AM

Plant Yates Client: Southern Company Data: Plant Yates AMA-R6

	YGWA-30I (bg)	YGWA-3D (bg)	YGWA-3I (bg)	PZ-35	PZ-37	YGWC-36A	PZ-37D	PZ-52D	PZ-51
6/1/2016			<0.04						
6/2/2016	<0.04	<0.04							
7/25/2016	<0.04		<0.04						
7/26/2016		0.0097 (J)							
9/2/2016						0.133			
9/14/2016			<0.04						
9/15/2016		0.0102 (J)							
9/19/2016	<0.04								
11/1/2016	<0.04	<0.04	<0.04						
11/14/2016						0.287			
1/11/2017		<0.04	<0.04						
1/16/2017	<0.04								
2/21/2017	<0.04								
2/28/2017						0.215			
3/1/2017			<0.04						
3/2/2017		0.0084 (J)							
4/26/2017	<0.04	<0.04	<0.04						
5/9/2017						0.233			
6/28/2017		<0.04	<0.04						
6/30/2017	<0.04								
7/13/2017						0.262			
9/22/2017						0.238			
9/29/2017						0.235			
10/4/2017	<0.04	<0.04	<0.04						
10/6/2017						0.256			
10/11/2017						0.245			
10/12/2017					15.4				
11/21/2017					17.2				
1/11/2018					15.8				
2/20/2018					19.5				
4/3/2018					17.5				
6/7/2018		0.004 (J)							
6/8/2018			<0.04						
6/11/2018	0.014 (J)								
6/13/2018						0.25			
6/29/2018					20.6				
8/6/2018					15.9				
8/30/2018				0.04					
9/24/2018					16.5				
9/26/2018						0.24			
10/1/2018		<0.04	<0.04						
10/2/2018	<0.04								
10/16/2018				0.031 (J)					
4/1/2019	<0.04	<0.04	<0.04						
4/4/2019						0.22			
9/25/2019	<0.04	0.0054 (J)	<0.04						
9/26/2019				<0.04		0.13			
3/19/2020	0.0052 (J)	0.0073 (J)	0.0053 (J)						
3/25/2020				0.071 (J)		0.11			
9/23/2020		0.012 (J)	0.0073 (J)						
9/24/2020	0.0075 (J)			0.017 (J)					
9/25/2020					14.1				

Time Series

Constituent: Boron (mg/L) Analysis Run 10/6/2022 10:46 AM

Plant Yates Client: Southern Company Data: Plant Yates AMA-R6

	YGWA-30I (bg)	YGWA-3D (bg)	YGWA-3I (bg)	PZ-35	PZ-37	YGWC-36A	PZ-37D	PZ-52D	PZ-51
10/7/2020						0.018 (J)			
3/1/2021	<0.04								
3/3/2021		<0.04	<0.04						
3/4/2021				0.012 (J)	12.4	0.0088 (J)			
8/19/2021	<0.04	<0.04							
8/25/2021					10.3				
8/27/2021			<0.04						
9/1/2021				0.044					
9/3/2021						0.012 (J)	1.6		
2/9/2022		0.01 (J)	<0.04						
2/10/2022				0.054	9.5				6.8
2/11/2022	<0.04					0.019 (J)	0.44	0.84	
8/31/2022	<0.04	<0.04	<0.04	0.052					
9/1/2022					9.9	0.067	0.83	1.2	7.2

Time Series

Constituent: Cadmium (mg/L) Analysis Run 10/6/2022 10:46 AM

Plant Yates Client: Southern Company Data: Plant Yates AMA-R6

	YAMW-1	YAMW-2	YAMW-3	YAMW-4	YAMW-5	YGWA-17S (bg)	YGWA-18I (bg)	YGWA-18S (bg)	YGWA-20S (bg)
6/6/2016							<0.0005	<0.0005	
6/7/2016						<0.0005			<0.0005
7/27/2016						<0.0005	<0.0005	<0.0005	<0.0005
9/16/2016						<0.0005		<0.0005	
9/19/2016							<0.0005		<0.0005
11/2/2016									<0.0005
11/3/2016						<0.0005	<0.0005	<0.0005	
1/11/2017						0.0001 (J)	<0.0005	0.0001 (J)	
1/13/2017									<0.0005
3/1/2017							<0.0005	<0.0005	
3/2/2017						<0.0005			
3/6/2017									<0.0005
4/26/2017							<0.0005	<0.0005	<0.0005
5/2/2017						<0.0005			
6/28/2017							<0.0005	<0.0005	
6/29/2017						<0.0005			<0.0005
3/28/2018						<0.0005	<0.0005	<0.0005	
3/29/2018									<0.0005
6/6/2018									<0.0005
6/7/2018							<0.0005		
6/11/2018						<0.0005		<0.0005	
9/25/2018						<0.0005	<0.0005	<0.0005	<0.0005
10/16/2018	0.00014 (J)								
3/5/2019						<0.0005		<0.0005	<0.0005
3/6/2019							<0.0005		
4/2/2019						<0.0005			
4/3/2019							<0.0005	<0.0005	<0.0005
9/25/2019						<0.0005			<0.0005
9/26/2019	<0.0005						<0.0005	<0.0005	
2/11/2020						<0.0005	<0.0005	<0.0005	
2/12/2020									<0.0005
3/24/2020						<0.0005	<0.0005	<0.0005	<0.0005
3/25/2020	<0.0005								
9/23/2020		<0.0005		<0.0005		<0.0005	<0.0005	<0.0005	
9/24/2020	0.00017 (J)				0.00018 (J)				<0.0005
2/9/2021	0.00013 (J)	<0.0005		<0.0005	0.00025 (J)		<0.0005	<0.0005	<0.0005
3/3/2021	<0.0005	<0.0005		<0.0005		<0.0005	<0.0005	<0.0005	<0.0005
3/4/2021					0.00018 (J)				
8/25/2021				<0.0005					
8/26/2021					0.00021 (J)			<0.0005	
8/27/2021						<0.0005	<0.0005		<0.0005
9/1/2021	0.00023 (J)	<0.0005							
2/9/2022						<0.0005	<0.0005	<0.0005	<0.0005
2/10/2022	0.00018 (J)	<0.0005	<0.0005	<0.0005	0.00022 (J)				
8/30/2022						<0.0005	<0.0005	<0.0005	
8/31/2022	0.00015 (J)								<0.0005
9/1/2022		0.00015 (J)	<0.0005	<0.0005	0.00023 (J)				

Time Series

Constituent: Cadmium (mg/L) Analysis Run 10/6/2022 10:46 AM

Plant Yates Client: Southern Company Data: Plant Yates AMA-R6

	YGWA-21I (bg)	YGWA-39 (bg)	YGWA-40 (bg)	YGWA-4I (bg)	YGWA-5D (bg)	YGWA-5I (bg)	YGWC-23S	YGWC-38	YGWC-41
6/2/2016				<0.0005	<0.0005	<0.0005			
6/7/2016	<0.0005						<0.0005		
7/26/2016				<0.0005	<0.0005	<0.0005			
7/28/2016	<0.0005						<0.0005		
9/14/2016				<0.0005	<0.0005	<0.0005			
9/19/2016	<0.0005								
9/20/2016							<0.0005		
11/2/2016				<0.0005	<0.0005				
11/3/2016	<0.0005								
11/4/2016						<0.0005			
11/8/2016							7E-05 (J)		
1/12/2017					<0.0005	9E-05 (J)			
1/13/2017	<0.0005			<0.0005					
1/16/2017							<0.0005		
3/6/2017	<0.0005			<0.0005					
3/7/2017					<0.0005	<0.0005			
3/9/2017							<0.0005		
4/26/2017	<0.0005								
5/1/2017				<0.0005	<0.0005				
5/2/2017						<0.0005	<0.0005		
6/27/2017					<0.0005	<0.0005			
6/29/2017	<0.0005			<0.0005					
7/10/2017							<0.0005		
10/11/2017		<0.0005							
10/12/2017			<0.0005					0.003	0.0002 (J)
11/20/2017		<0.0005	<0.0005					0.0027	
11/21/2017									0.0003 (J)
1/10/2018			<0.0005						
1/11/2018		<0.0005							0.0002 (J)
1/12/2018								0.0029	
2/19/2018			<0.0005						<0.0005
2/20/2018		<0.0005						0.0029	
3/29/2018	<0.0005			<0.0005	<0.0005	<0.0005			
3/30/2018							<0.0005		
4/3/2018		<0.0005	<0.0005					0.0027	<0.0005
6/5/2018	<0.0005								
6/6/2018					<0.0005				
6/7/2018				<0.0005		<0.0005			
6/12/2018							<0.0005		
6/27/2018									0.00025 (J)
6/28/2018		<0.0005	<0.0005					0.0029	
8/7/2018		<0.0005	<0.0005					0.0027	0.00024 (J)
9/24/2018		<0.0005	<0.0005					0.0027	0.00021 (J)
9/25/2018	9.6E-05 (J)								
9/26/2018				<0.0005	<0.0005	<0.0005			
9/27/2018							<0.0005		
3/4/2019				<0.0005	<0.0005	<0.0005			
3/5/2019	<0.0005								
3/6/2019							<0.0005		
4/2/2019	<0.0005								
4/3/2019				<0.0005	<0.0005	<0.0005			
4/4/2019							<0.0005		

Time Series

Constituent: Cadmium (mg/L) Analysis Run 10/6/2022 10:46 AM

Plant Yates Client: Southern Company Data: Plant Yates AMA-R6

	YGWA-21I (bg)	YGWA-39 (bg)	YGWA-40 (bg)	YGWA-4I (bg)	YGWA-5D (bg)	YGWA-5I (bg)	YGWC-23S	YGWC-38	YGWC-41
8/21/2019		<0.0005	<0.0005						
8/22/2019								0.0023 (J)	0.00015 (J)
9/24/2019	<0.0005				<0.0005	<0.0005			
9/25/2019				<0.0005					
9/27/2019							<0.0005		
10/9/2019		<0.0005	<0.0005					0.0021 (J)	0.00017 (J)
2/12/2020	<0.0005	<0.0005	<0.0005	<0.0005	<0.0005	<0.0005			
3/24/2020	<0.0005		<0.0005		<0.0005	<0.0005			
3/25/2020		<0.0005		<0.0005				0.0018 (J)	0.00018 (J)
3/26/2020							<0.0005		
9/22/2020				<0.0005	<0.0005	<0.0005			
9/24/2020	<0.0005	<0.0005	<0.0005				<0.0005		
9/25/2020								0.0015 (J)	0.00014 (J)
2/8/2021					<0.0005	<0.0005			
2/9/2021	0.00041 (J)			<0.0005			<0.0005	0.0014 (J)	
2/10/2021		0.00019 (J)	<0.0005						<0.0005
3/2/2021					<0.0005	<0.0005			
3/3/2021				<0.0005					
3/4/2021	<0.0005	0.0003 (J)	<0.0005				<0.0005	0.0013	<0.0005
8/25/2021							<0.0005		
8/26/2021		0.00049 (J)		<0.0005	<0.0005	<0.0005		0.0011	<0.0005
9/1/2021	<0.0005								
9/3/2021			<0.0005						
2/8/2022		0.00063	<0.0005						0.00012 (J)
2/9/2022	<0.0005								
2/10/2022					<0.0005	<0.0005	<0.0005	0.0011	
2/11/2022				<0.0005					
8/30/2022	<0.0005				<0.0005	<0.0005			
8/31/2022		0.00044 (J)	<0.0005	<0.0005					
9/1/2022							<0.0005	0.00094	<0.0005

Time Series

Constituent: Cadmium (mg/L) Analysis Run 10/6/2022 10:46 AM

Plant Yates Client: Southern Company Data: Plant Yates AMA-R6

	YGWC-42	YGWC-43	YGWC-49	YGWA-47 (bg)	GWA-2 (bg)	YGWA-14S (bg)	YGWA-1D (bg)	YGWA-1I (bg)	YGWA-2I (bg)
5/1/2007					<0.0005				
9/11/2007					<0.0005				
3/20/2008					<0.0005				
8/27/2008					<0.0005				
3/3/2009					<0.0005				
11/18/2009					<0.0005				
3/3/2010					<0.0005				
9/8/2010					<0.0005				
3/10/2011					<0.0005				
9/8/2011					<0.0005				
3/5/2012					<0.0005				
9/10/2012					<0.0005				
2/6/2013					<0.0005				
8/12/2013					<0.0005				
2/5/2014					<0.0005				
8/5/2014					<0.0005				
2/4/2015					<0.0005				
8/3/2015					<0.0005				
2/16/2016					<0.0005				
6/1/2016							<0.0005	<0.0005	
6/2/2016						<0.0005			
7/25/2016								<0.0005	
7/26/2016						<0.0005	<0.0005		
8/30/2016	<0.0005			0.0001 (J)					
8/31/2016		<0.0005			<0.0005				
9/1/2016			<0.0005						
9/13/2016							<0.0005	<0.0005	
9/14/2016									<0.0005
9/15/2016						<0.0005			
11/1/2016							<0.0005		
11/2/2016						<0.0005			
11/4/2016								<0.0005	<0.0005
11/14/2016				0.0001 (J)					
11/15/2016			<0.0005						
11/16/2016	<0.0005	<0.0005							
11/28/2016					<0.0005				
12/15/2016									<0.0005
1/10/2017						<0.0005			
1/11/2017							0.0002 (J)		
1/16/2017								<0.0005	<0.0005
2/22/2017					<0.0005				
2/24/2017		<0.0005		9E-05 (J)					
2/27/2017	<0.0005		7E-05 (J)						
3/2/2017							<0.0005	<0.0005	
3/3/2017									<0.0005
3/8/2017						7E-05 (J)			
4/26/2017						<0.0005			
4/27/2017							<0.0005	<0.0005	
4/28/2017									<0.0005
5/8/2017				0.0001 (J)	<0.0005				
5/9/2017			<0.0005						
5/10/2017	0.0002 (J)	<0.0005							

Time Series

Constituent: Cadmium (mg/L) Analysis Run 10/6/2022 10:46 AM

Plant Yates Client: Southern Company Data: Plant Yates AMA-R6

	YGWC-42	YGWC-43	YGWC-49	YGWA-47 (bg)	GWA-2 (bg)	YGWA-14S (bg)	YGWA-1D (bg)	YGWA-1I (bg)	YGWA-2I (bg)
5/26/2017									<0.0005
6/27/2017							<0.0005	<0.0005	
6/28/2017									<0.0005
6/30/2017						<0.0005			
7/11/2017	0.0005 (J)	<0.0005		<0.0005					
7/13/2017			<0.0005						
7/17/2017					<0.0005				
10/10/2017				<0.0005					
10/11/2017			<0.0005						
10/12/2017	0.0006 (J)	<0.0005							
10/16/2017					<0.0005				
2/19/2018					<0.0005				
3/27/2018						<0.0005		<0.0005	
3/28/2018									<0.0005
3/29/2018							<0.0005		
4/2/2018				<0.0005					
4/4/2018	<0.0005	<0.0005	<0.0005						
8/6/2018					<0.0005				
9/19/2018				<0.0005					
9/20/2018	0.0002 (J)	<0.0005	<0.0005						
2/25/2019					<0.0005				
2/26/2019						<0.0005			
2/27/2019							<0.0005	<0.0005	<0.0005
3/28/2019							<0.0005	<0.0005	
3/29/2019						<0.0005			<0.0005
6/12/2019					<0.0005				
8/19/2019					<0.0005				
8/20/2019				<0.0005					
8/21/2019		<0.0005							
8/22/2019	0.00017 (J)								
9/24/2019							<0.0005	<0.0005	<0.0005
9/25/2019						<0.0005			
9/26/2019			<0.0005						
10/8/2019				<0.0005	<0.0005				
10/9/2019	0.00025 (J)	<0.0005							
2/10/2020							<0.0005	<0.0005	
2/11/2020									<0.0005
2/12/2020						<0.0005			
3/17/2020				<0.0005	<0.0005				
3/18/2020						<0.0005		<0.0005	
3/19/2020							<0.0005		<0.0005
3/25/2020	0.00021 (J)	<0.0005	<0.0005						
8/26/2020					<0.0005				
8/27/2020				<0.0005					
9/22/2020					<0.0005				
9/23/2020							<0.0005	<0.0005	<0.0005
9/24/2020	0.00014 (J)		<0.0005						
9/25/2020		<0.0005				<0.0005			
2/9/2021		<0.0005	<0.0005						
2/10/2021	<0.0005					<0.0005			<0.0005
2/12/2021							<0.0005	<0.0005	
3/2/2021					<0.0005	<0.0005			

Time Series

Constituent: Cadmium (mg/L) Analysis Run 10/6/2022 10:46 AM

Plant Yates Client: Southern Company Data: Plant Yates AMA-R6

	YGWC-42	YGWC-43	YGWC-49	YGWA-47 (bg)	GWA-2 (bg)	YGWA-14S (bg)	YGWA-1D (bg)	YGWA-1I (bg)	YGWA-2I (bg)
3/3/2021							<0.0005	<0.0005	<0.0005
3/4/2021	<0.0005	<0.0005	<0.0005						
8/19/2021				<0.0005		<0.0005	<0.0005	<0.0005	
8/20/2021					<0.0005				
8/25/2021	<0.0005								
8/27/2021									<0.0005
9/1/2021			<0.0005						
9/27/2021		<0.0005							
2/8/2022		<0.0005	<0.0005	<0.0005	<0.0005				
2/9/2022							<0.0005	<0.0005	<0.0005
2/10/2022	<0.0005					<0.0005			
8/30/2022					<0.0005		<0.0005		<0.0005
8/31/2022			<0.0005	<0.0005		<0.0005		<0.0005	
9/1/2022	<0.0005	<0.0005							

Time Series

Constituent: Cadmium (mg/L) Analysis Run 10/6/2022 10:46 AM

Plant Yates Client: Southern Company Data: Plant Yates AMA-R6

	YGWA-30I (bg)	YGWA-3D (bg)	YGWA-3I (bg)	PZ-35	PZ-37	YGWC-36A	PZ-37D	PZ-52D	PZ-51
6/1/2016			<0.0005						
6/2/2016	<0.0005	<0.0005							
7/25/2016	<0.0005		<0.0005						
7/26/2016		<0.0005							
9/2/2016						<0.0005			
9/14/2016			<0.0005						
9/15/2016		<0.0005							
9/19/2016	<0.0005								
11/1/2016	<0.0005	<0.0005	<0.0005						
11/14/2016						9E-05 (J)			
1/11/2017		0.0001 (J)	8E-05 (J)						
1/16/2017	<0.0005								
2/21/2017	<0.0005								
2/28/2017						0.0001 (J)			
3/1/2017			<0.0005						
3/2/2017		<0.0005							
4/26/2017	<0.0005	<0.0005	<0.0005						
5/9/2017						0.0002 (J)			
6/28/2017		<0.0005	<0.0005						
6/30/2017	<0.0005								
7/13/2017						0.0002 (J)			
9/22/2017						0.0002 (J)			
9/29/2017						0.0002 (J)			
10/6/2017						0.0002 (J)			
10/12/2017					0.0002 (J)				
11/21/2017					0.0002 (J)				
1/11/2018					0.0004 (J)				
2/20/2018					<0.0005				
3/27/2018	<0.0005								
3/28/2018		<0.0005	<0.0005						
3/30/2018						<0.0005			
4/3/2018					<0.0005				
6/13/2018						0.00019 (J)			
6/29/2018					0.00099 (J)				
8/6/2018					0.00063 (J)				
9/24/2018					0.00069 (J)				
9/26/2018						0.00018 (J)			
10/16/2018				<0.0005					
2/26/2019	<0.0005								
2/27/2019		<0.0005	<0.0005						
3/6/2019						0.00015 (J)			
4/1/2019	<0.0005	<0.0005	<0.0005						
4/4/2019						0.00019 (J)			
9/25/2019	<0.0005	<0.0005	<0.0005						
9/26/2019				<0.0005		0.00017 (J)			
2/11/2020			<0.0005						
2/12/2020	<0.0005	<0.0005							
3/19/2020	<0.0005	<0.0005	<0.0005						
3/25/2020				0.00016 (J)		0.00019 (J)			
9/23/2020		<0.0005	<0.0005						
9/24/2020	<0.0005			<0.0005					
9/25/2020					0.00039 (J)				

Time Series

Constituent: Cadmium (mg/L) Analysis Run 10/6/2022 10:46 AM

Plant Yates Client: Southern Company Data: Plant Yates AMA-R6

	YGWA-30I (bg)	YGWA-3D (bg)	YGWA-3I (bg)	PZ-35	PZ-37	YGWC-36A	PZ-37D	PZ-52D	PZ-51
10/7/2020						0.00012 (J)			
2/9/2021					0.00042 (J)				
2/10/2021		<0.0005	<0.0005	<0.0005		<0.0005			
2/11/2021	<0.0005								
3/1/2021	<0.0005								
3/3/2021		<0.0005	<0.0005						
3/4/2021				<0.0005	0.00028 (J)	<0.0005			
8/19/2021	<0.0005	<0.0005							
8/25/2021					0.00094				
8/27/2021			<0.0005						
9/1/2021				<0.0005					
9/3/2021						<0.0005	<0.0005		
2/9/2022		<0.0005	<0.0005						
2/10/2022				<0.0005	0.00093				0.0019
2/11/2022	<0.0005					<0.0005	<0.0005	<0.0005	
8/31/2022	<0.0005	<0.0005	<0.0005	0.00011 (J)					
9/1/2022					0.0009	<0.0005	<0.0005	<0.0005	0.0017

Time Series

Constituent: Calcium (mg/L) Analysis Run 10/6/2022 10:46 AM

Plant Yates Client: Southern Company Data: Plant Yates AMA-R6

	YAMW-1	YAMW-2	YAMW-3	YAMW-4	YAMW-5	YGWA-17S (bg)	YGWA-18I (bg)	YGWA-18S (bg)	YGWA-20S (bg)
6/6/2016							6.2	1.4	
6/7/2016						2.2			2.3
7/27/2016						2	4.73	1.19	2.08
9/16/2016						1.97		1.5	
9/19/2016							4.76		1.97
11/2/2016									2.13
11/3/2016						1.99	5.25	1.31	
1/11/2017						2.28	4.74	1.25	
1/13/2017									2.45
3/1/2017							5.37	1.26	
3/2/2017						2.15			
3/6/2017									2.48
4/26/2017							4.28	1.05	2.3
5/2/2017						1.95			
6/28/2017							4.95	1.06	
6/29/2017						2.02			2.54
10/4/2017						2.03		1.1	2.25
10/5/2017							5.28		
6/6/2018									2.3
6/7/2018							4.8		
6/11/2018						2.1		1.4	
9/25/2018						2.1	4.6	1	2.3
10/16/2018	14.5 (J)								
4/2/2019						2.5			
4/3/2019							5.3	1.2	2.9
9/25/2019						2.6			2.4
9/26/2019	9.3						4.9	1.1	
3/24/2020						2.7	5.3	1	2.6
3/25/2020	4.5								
9/23/2020		1.7		10.5		2.6	5.2	0.91 (J)	
9/24/2020	4.8				61.3				2.6
3/3/2021	6.9	1.5		20.6		2.5	5.2	0.96 (J)	2.4
3/4/2021					53.8				
8/25/2021				11					
8/26/2021					45			0.98 (J)	
8/27/2021						2.7	5.1		2.4
9/1/2021	16.8	1.4							
9/3/2021			42.5						
2/9/2022						2.8	5.1	0.87 (J)	2.3
2/10/2022	21.5	1.3	29.4	11.6	40.8				
8/30/2022						3	5.7	0.77 (J)	
8/31/2022	27								2.4
9/1/2022		1.4	34.4	11.1	43.7				

Time Series

Constituent: Calcium (mg/L) Analysis Run 10/6/2022 10:46 AM

Plant Yates Client: Southern Company Data: Plant Yates AMA-R6

	YGWA-21I (bg)	YGWA-39 (bg)	YGWA-40 (bg)	YGWA-4I (bg)	YGWA-5D (bg)	YGWA-5I (bg)	YGWC-23S	YGWC-38	YGWC-41
6/2/2016				8.8	33	2.4			
6/7/2016	3.7						9.6		
7/26/2016				7.69	32.3	2.12			
7/28/2016	3.15						7.87		
9/14/2016				8.49	31	2.18			
9/19/2016	3.17								
9/20/2016							9.28		
11/2/2016				7.83	30.9				
11/3/2016	3.4								
11/4/2016						2.17 (J)			
11/8/2016							8.6		
1/12/2017					35.7	2.37			
1/13/2017	4.98			8.08					
1/16/2017							8.85		
3/6/2017	6.28			8.64					
3/7/2017					32.7	2.34			
3/9/2017							8.4		
4/26/2017	6.65								
5/1/2017				13.4	37				
5/2/2017						2.17	12.9		
6/27/2017					36.5	2.13			
6/29/2017	6.04			8.81					
7/10/2017							8.09		
10/3/2017	8.28				30.9	2.15			
10/5/2017				9.29					
10/11/2017		2.74					6.36		
10/12/2017			2.9					190	44.5
11/20/2017		1.81	10.4					184	
11/21/2017									44.4
1/10/2018			10.2						
1/11/2018		1.54							43.9
1/12/2018								178	
2/19/2018			<25						45.3
2/20/2018		1.71						184	
4/3/2018		1.4	6.3					174	42.7
6/5/2018	9.1								
6/6/2018					26.2				
6/7/2018				8.2		2.3			
6/12/2018							4.7		
6/27/2018									42.2
6/28/2018		1.4	6.7					190	
8/7/2018		1.2	6.3					176	40.7
9/24/2018		1.1	5.7					172	38.5
9/25/2018	10.4 (J)								
9/26/2018				9.5 (J)	25.8	2.3			
9/27/2018							4.1		
3/26/2019			5.6						
3/27/2019		1.5						155	
3/28/2019									26
4/2/2019	8.8								
4/3/2019				8.4	24.7 (J)	2.8			
4/4/2019							3.7		

Time Series

Constituent: Calcium (mg/L) Analysis Run 10/6/2022 10:46 AM

Plant Yates Client: Southern Company Data: Plant Yates AMA-R6

	YGWA-21I (bg)	YGWA-39 (bg)	YGWA-40 (bg)	YGWA-4I (bg)	YGWA-5D (bg)	YGWA-5I (bg)	YGWC-23S	YGWC-38	YGWC-41
9/24/2019	7.7				25.8	2.5			
9/25/2019				9.5					
9/27/2019							3.7		
10/9/2019		2.4	4.9					133	27.6
3/24/2020	6		4.8		26.1	2.5			
3/25/2020		2.7		10.5				124	29.6
3/26/2020							5.6		
9/22/2020				9.6	27.2	2.6			
9/24/2020	7.8	3.7	4.4				7.9		
9/25/2020								93.7	20.5
3/2/2021					1.6	2.6			
3/3/2021				7.7					
3/4/2021	8.7	8.2	4.6				10.2	87	16.4
8/25/2021							10.6		
8/26/2021		14.1		7.6	25.2	2.5		73.6	12.8
9/1/2021	9.5								
9/3/2021			5.6						
2/8/2022		15.2	6						15
2/9/2022	9.8								
2/10/2022					24.8	2.5	11.8	68.9	
2/11/2022				7.5					
8/30/2022	7.3				24.8	2.5			
8/31/2022		16.3	6.2	8.9					
9/1/2022							11.2	59.4	12.9

Time Series

Constituent: Calcium (mg/L) Analysis Run 10/6/2022 10:46 AM

Plant Yates Client: Southern Company Data: Plant Yates AMA-R6

	YGWC-42	YGWC-43	YGWC-49	YGWA-47 (bg)	GWA-2 (bg)	YGWA-14S (bg)	YGWA-1D (bg)	YGWA-1I (bg)	YGWA-2I (bg)
6/1/2016							12	2.5	
6/2/2016						1.3			
7/25/2016								2.16	
7/26/2016						1.24	11		
8/30/2016	133			20.9					
8/31/2016		3.4			9.31				
9/1/2016			13.9						
9/13/2016							11.8	2.21	
9/14/2016									23.5
9/15/2016						1.17			
11/1/2016							11		
11/2/2016						1.23			
11/4/2016								2.67	23.7
11/14/2016				18.6					
11/15/2016			13.5						
11/16/2016	125	3.79							
11/28/2016					9.47 (B)				
12/15/2016									23.1
1/10/2017						1.24			
1/11/2017							11.2		
1/16/2017								2.45	23.3
2/22/2017					10.4				
2/24/2017		6.42		16.1					
2/27/2017	139		12.5						
3/2/2017							11	2.57	
3/3/2017									25.1
3/8/2017						1.21			
4/26/2017						1.14			
4/27/2017							11.1	2.38	
4/28/2017									30.7
5/8/2017				14.6	14.2				
5/9/2017			14.4						
5/10/2017	130	7.9							
5/26/2017									26.2
6/27/2017							13.8	2.36	
6/28/2017									26.1
6/30/2017						1.24			
7/11/2017	172	6.71		14.3					
7/13/2017			14.1						
7/17/2017					14.1				
10/3/2017							14	2.21	26.7
10/5/2017						1.11			
10/10/2017				12.1					
10/11/2017			12.4						
10/12/2017	144	7.05							
10/16/2017					13.6				
2/19/2018					<25				
4/2/2018				<25					
4/4/2018	137	8.6	<25						
6/5/2018							15.2 (J)		
6/6/2018								2.3	
6/7/2018									25

Time Series

Constituent: Calcium (mg/L) Analysis Run 10/6/2022 10:46 AM

Plant Yates Client: Southern Company Data: Plant Yates AMA-R6

	YGWC-42	YGWC-43	YGWC-49	YGWA-47 (bg)	GWA-2 (bg)	YGWA-14S (bg)	YGWA-1D (bg)	YGWA-1I (bg)	YGWA-2I (bg)
6/8/2018						1.1			
8/6/2018					11.4 (J)				
9/19/2018				11.1 (J)					
9/20/2018	108	15.9 (J)	12 (J)						
10/1/2018						0.99	15.1	1.8	25
2/25/2019					12.7 (J)				
3/27/2019	109			10.8 (J)					
3/28/2019		8.9	11.3 (J)				13.3 (J)	2.2	
3/29/2019						1.1			23.5 (J)
6/12/2019					18.9				
9/24/2019							15.8	2.3	26.4
9/25/2019						1.1			
9/26/2019			12.1						
10/8/2019				9.7	28.3				
10/9/2019	92	18.2							
3/17/2020				14.8	24.3				
3/18/2020						1.1		2.1	
3/19/2020							15		27.4
3/25/2020	107	12.1	13.2						
9/22/2020				10.1	31				
9/23/2020							14.1	1.8	26.3
9/24/2020	84.3		12						
9/25/2020		19.8				1.3			
3/1/2021				10.3					
3/2/2021					34.2	1.2			
3/3/2021							14.1	1.8	25.6
3/4/2021	90.7	32.2	13						
8/19/2021				9.6		1.2	14.2	2	
8/20/2021					26.5				
8/25/2021	79.9								
8/27/2021									22.6
9/1/2021			12.1						
9/27/2021		4.1							
2/8/2022		9.9	12.7	9.4	25.6				
2/9/2022							14.9	2.1	23.4
2/10/2022	74.4					1.3			
8/30/2022					23.5		14.9		25.4
8/31/2022			11.6	9.6		1.3		1.9	
9/1/2022	68.5	10.7							

Time Series

Constituent: Calcium (mg/L) Analysis Run 10/6/2022 10:46 AM

Plant Yates Client: Southern Company Data: Plant Yates AMA-R6

	YGWA-30I (bg)	YGWA-3D (bg)	YGWA-3I (bg)	PZ-35	PZ-37	YGWC-36A	PZ-37D	PZ-52D	PZ-51
6/1/2016			21						
6/2/2016	1.3	28							
7/25/2016	1.17		20.3						
7/26/2016		24.5							
9/2/2016						11.2			
9/14/2016			19.7						
9/15/2016		27							
9/19/2016	1.05								
11/1/2016	1.14	25.6	18.4						
11/14/2016						7.79			
1/11/2017		27.5	20.3						
1/16/2017	1.23								
2/21/2017	1.25								
2/28/2017						8.37			
3/1/2017			18.6						
3/2/2017		27.5							
4/26/2017	1.03	30.4	25.6						
5/9/2017						13.9			
6/28/2017		29.8	23.9						
6/30/2017	1.13								
7/13/2017						16.6			
9/22/2017						18.4			
9/29/2017						16.1			
10/4/2017	1.09	29.7	22.1						
10/6/2017						16.6			
10/11/2017						18.1			
10/12/2017					122				
11/21/2017					118				
1/11/2018					119				
2/20/2018					124				
4/3/2018					114				
6/7/2018		29.1							
6/8/2018			21.9 (J)						
6/11/2018	1.1								
6/13/2018						18.7 (J)			
6/29/2018					129				
8/6/2018					114				
9/24/2018					115				
9/26/2018						19.8 (J)			
10/1/2018		26.9	19.7						
10/2/2018	1.1								
10/16/2018				6.5					
4/1/2019	1.3	30.1	20.4 (J)						
4/4/2019						16.9 (J)			
9/25/2019	1.1	29.5	22.4						
9/26/2019				4.7		11.7			
3/19/2020	1.2	31.5	21.9						
3/25/2020				7.9		10.6			
9/23/2020		28.6	23.6						
9/24/2020	1.1			3.6					
9/25/2020					108				
10/7/2020						9.9			

Time Series

Constituent: Calcium (mg/L) Analysis Run 10/6/2022 10:46 AM

Plant Yates Client: Southern Company Data: Plant Yates AMA-R6

	YGWA-30I (bg)	YGWA-3D (bg)	YGWA-3I (bg)	PZ-35	PZ-37	YGWC-36A	PZ-37D	PZ-52D	PZ-51
3/1/2021	1.2								
3/3/2021		29.8	20.6						
3/4/2021				4.4	118	5.6			
8/19/2021	1.2	28.1							
8/25/2021					106				
8/27/2021			24.7						
9/1/2021				7.9					
9/3/2021						4.1	64		
2/9/2022		30.3	23.7						
2/10/2022				8.8	106				54.7
2/11/2022	1.5					4.6	49	27.3	
8/31/2022	1.3	28.7	23.5	11.8					
9/1/2022					99.9	6.3	67.9	22.8	52.5

Time Series

Constituent: Chloride (mg/L) Analysis Run 10/6/2022 10:46 AM

Plant Yates Client: Southern Company Data: Plant Yates AMA-R6

	YAMW-1	YAMW-2	YAMW-3	YAMW-4	YAMW-5	YGWA-17S (bg)	YGWA-18I (bg)	YGWA-18S (bg)	YGWA-20S (bg)
6/6/2016							6.8	6.4	
6/7/2016						4.5			1.9
7/27/2016						4.5	6.7	6.2	1.9
9/16/2016						4.5		6.1	
9/19/2016							7		1.9
11/2/2016									2.6
11/3/2016						5.4	7.5	7.4	
1/11/2017						4.7	6.5	6.1	
1/13/2017									2.3
3/1/2017							6.9	6	
3/2/2017						4.8			
3/6/2017									1.9
4/26/2017							7	6.5	2
5/2/2017						4.6			
6/28/2017							7	6.4	
6/29/2017						4.5			2.6
10/4/2017						4.7		6.8	2.6
10/5/2017							7		
6/6/2018									2.7
6/7/2018							6.8		
6/11/2018						4.9		6.8	
9/25/2018						5.6	7.9	7.8	3.6
10/16/2018	12.1								
4/2/2019						4.8			
4/3/2019							6.9	6.3	3.1
9/25/2019						5.7			2.8
9/26/2019	6.4						7	7.1	
3/24/2020						5	7	6.8	2.7
3/25/2020	7.7								
9/23/2020		2.7		1.8		6.6	7.2	7.2	
9/24/2020	6.6				3.7				2.7
3/3/2021	6.1	2.5		22.9		7.1	7	7.2	2.7
3/4/2021					3.7				
8/25/2021				1.5					
8/26/2021					3.9			7.3	
8/27/2021						8.5	7.4		2.8
9/1/2021	5.7	2.6							
2/9/2022						10.9	7.5	7	2.8
2/10/2022	5.3	2.5	3.2	1.4	3.9				
8/30/2022						12	7.9	7	
8/31/2022	5.3								2.9
9/1/2022		2.4	10.2	1.4	3.6				

Time Series

Constituent: Chloride (mg/L) Analysis Run 10/6/2022 10:46 AM

Plant Yates Client: Southern Company Data: Plant Yates AMA-R6

	YGWA-21I (bg)	YGWA-39 (bg)	YGWA-40 (bg)	YGWA-4I (bg)	YGWA-5D (bg)	YGWA-5I (bg)	YGWC-23S	YGWC-38	YGWC-41
6/2/2016				3.7	7.2	4.3			
6/7/2016	2.8						2.9		
7/26/2016				3.6	6.6	4.4			
7/28/2016	2.6						3.5		
9/14/2016				3.4	6.6	3.8			
9/19/2016	2.4								
9/20/2016							2.4		
11/2/2016				4.5	7.6				
11/3/2016	2.9								
11/4/2016						4.8			
11/8/2016							2.8		
1/12/2017					6.8	3.8			
1/13/2017	2.5			4.2					
1/16/2017							1.8		
3/6/2017	2.1			3.6					
3/7/2017					6.8	4.5			
3/9/2017							1.7		
4/26/2017	2.1								
5/1/2017				4.3	7.2				
5/2/2017						4.6	1.8		
6/27/2017					7	4.3			
6/29/2017	2.8			4.2					
7/10/2017							1.9		
10/3/2017	2.2				6.5	4.2			
10/5/2017				4.7					
10/11/2017		2.4					2.4		
10/12/2017			3.8					6	3.1
11/20/2017		1.8	4.4					6.9	
11/21/2017									4.2
1/10/2018			4.6						
1/11/2018		1.6							3.8
1/12/2018								6.6	
2/19/2018			4.6						3.5
2/20/2018		2						6.2	
4/3/2018		3.3	5.9					6.9	4.4
6/5/2018	1.7								
6/6/2018					4.7				
6/7/2018				4.4		4.5			
6/12/2018							1.8		
6/27/2018									3.6
6/28/2018		2.1	5					6.4	
8/7/2018		1.2	4.3					5.5	3.3
9/24/2018		1.3	4.9					5.9	3.3
9/25/2018	2.2								
9/26/2018				4.8	4.8	5.1			
9/27/2018							2		
3/26/2019			4.4						
3/27/2019		1.4						6.2	
3/28/2019									3.2
4/2/2019	2.5								
4/3/2019				4.3	4	4.2			
4/4/2019							1.7		

Time Series

Constituent: Chloride (mg/L) Analysis Run 10/6/2022 10:46 AM

Plant Yates Client: Southern Company Data: Plant Yates AMA-R6

	YGWA-21I (bg)	YGWA-39 (bg)	YGWA-40 (bg)	YGWA-4I (bg)	YGWA-5D (bg)	YGWA-5I (bg)	YGWC-23S	YGWC-38	YGWC-41
9/24/2019	3.1				3.7	4.5			
9/25/2019				4.5					
9/27/2019							1.7		
10/9/2019		2.1	5.1					5	3.3
3/24/2020	2.8		4.7		3.5	4.3			
3/25/2020		1.9		3.9				4	2.7
3/26/2020							1.6		
9/22/2020				4.5	3.6	4.2			
9/24/2020	2	2.7	5				2		
9/25/2020								4	3
3/2/2021					3.2	4.3			
3/3/2021				4.1					
3/4/2021	1.8	4.9	4.9				1.8	3.9	3.4
8/25/2021							2.5		
8/26/2021		7.2		4.4	3.4	4.3		4.1	3.6
9/1/2021	1.8								
9/3/2021			5.5						
2/8/2022		7.4	6.2						3.5
2/9/2022	1.7								
2/10/2022					3.2	4.4	1.9	4	
2/11/2022				4.1					
8/30/2022	2.4				3.5	4.4			
8/31/2022		6.7	6.3	4.4					
9/1/2022							2	4.2	3.8

Time Series

Constituent: Chloride (mg/L) Analysis Run 10/6/2022 10:46 AM

Plant Yates Client: Southern Company Data: Plant Yates AMA-R6

	YGWC-42	YGWC-43	YGWC-49	YGWA-47 (bg)	GWA-2 (bg)	YGWA-14S (bg)	YGWA-1D (bg)	YGWA-1I (bg)	YGWA-2I (bg)
6/1/2016							1.3	1.6	
6/2/2016						4.1			
7/25/2016								1.4	
7/26/2016						4	1.2		
8/30/2016	4.4			5.2					
8/31/2016		1.5			4				
9/1/2016			5.3						
9/13/2016							1.1	1.3	
9/14/2016									1.1
9/15/2016						4.2			
11/1/2016							1.3		
11/2/2016						4.9			
11/4/2016								1.6	1.4
11/14/2016				6.4					
11/15/2016			5.8						
11/16/2016	4.7	1.7							
11/28/2016					4.2				
12/15/2016									2.9
1/10/2017						4.1			
1/11/2017							1.1		
1/16/2017								1.4	0.98
2/22/2017					3.7				
2/24/2017		1.5		5.5					
2/27/2017	4.7		4.6						
3/2/2017							1	1.3	
3/3/2017									1.1
3/8/2017						4.2			
4/26/2017						4.1			
4/27/2017							1	1.3	
4/28/2017									0.91
5/8/2017				5.8	4.2				
5/9/2017			5.3						
5/10/2017	4.4	1.2							
5/26/2017									0.93
6/27/2017							1.1	1.4	
6/28/2017									1
6/30/2017						3.7			
7/11/2017	4.7	1.5		5.8					
7/13/2017			4.7						
7/17/2017					3.8				
10/3/2017							1.1	1.7	1.2
10/5/2017						3.8			
10/10/2017				5.9					
10/11/2017			5.8						
10/12/2017	4.3	1.6							
10/16/2017					4.2				
2/19/2018					4.3				
4/2/2018				4.8					
4/4/2018	3.7	1.8	4.3						
6/5/2018							1.1		
6/6/2018								1.4	
6/7/2018									1

Time Series

Constituent: Chloride (mg/L) Analysis Run 10/6/2022 10:46 AM

Plant Yates Client: Southern Company Data: Plant Yates AMA-R6

	YGWC-42	YGWC-43	YGWC-49	YGWA-47 (bg)	GWA-2 (bg)	YGWA-14S (bg)	YGWA-1D (bg)	YGWA-1I (bg)	YGWA-2I (bg)
6/8/2018						3.4			
8/6/2018					3.8				
9/19/2018				4					
9/20/2018	3.8	1.9	4.8						
10/1/2018						3.8	1.1	1.4	1.1
2/25/2019					4.1				
3/27/2019	3.9			4.3					
3/28/2019		1.8	4.4				1.4	1.5	
3/29/2019						4.2			1.2
6/12/2019					4.7				
9/24/2019							1.1	1.3	0.95 (J)
9/25/2019						4.8			
9/26/2019			5						
10/8/2019				4.4	5.1				
10/9/2019	4.1	2.3							
3/17/2020				4.1	4.8				
3/18/2020						5.2		1.4	
3/19/2020							1.1		0.97 (J)
3/25/2020	3.2	1.8	4.1						
9/22/2020				4.2	4.2				
9/23/2020							0.99 (J)	1.2	0.88 (J)
9/24/2020	3.3		4.6						
9/25/2020		2.3				5.3			
3/1/2021				3.7					
3/2/2021					4.1	4.9			
3/3/2021							0.96 (J)	1.2	0.86 (J)
3/4/2021	2.7	2.1	4.1						
8/19/2021				3.5		5	1.1	1.3	
8/20/2021					5.2				
8/25/2021	3.4								
8/27/2021									0.99 (J)
9/1/2021			4.4						
9/27/2021		1.1							
2/8/2022		2.1	4.2	3.2	5.7				
2/9/2022							1	1.3	1 (J)
2/10/2022	3.3					4.7			
8/30/2022					6.3		1.3		1.2
8/31/2022			4.3	3.5		4.6		1.5	
9/1/2022	3.3	2.1							

Time Series

Constituent: Chloride (mg/L) Analysis Run 10/6/2022 10:46 AM

Plant Yates Client: Southern Company Data: Plant Yates AMA-R6

	YGWA-30I (bg)	YGWA-3D (bg)	YGWA-3I (bg)	PZ-35	PZ-37	YGWC-36A	PZ-37D	PZ-52D	PZ-51
6/1/2016			1.3						
6/2/2016	1.9	1.4							
7/25/2016	1.7		1.3						
7/26/2016		1.6							
9/2/2016						6.3			
9/14/2016			1.3						
9/15/2016		1.5							
9/19/2016	1.6								
11/1/2016	1.8	1.7	1.4						
11/14/2016						6.7			
1/11/2017		1.2	1.1						
1/16/2017	1.7								
2/21/2017	1.7								
2/28/2017						5.4			
3/1/2017			1.1						
3/2/2017		1.2							
4/26/2017	1.7	1.2	1.1						
5/9/2017						5.7			
6/28/2017		1.3	1.2						
6/30/2017	1.8								
7/13/2017						5.4			
9/22/2017						6.9			
9/29/2017						5.5			
10/4/2017	1.8	1.5	1.2						
10/6/2017						5.5			
10/11/2017						6.4			
10/12/2017					5.4				
11/21/2017					6.5				
1/11/2018					5				
2/20/2018					5.2				
4/3/2018					4.8				
6/7/2018		1.2							
6/8/2018			1.2						
6/11/2018	2								
6/13/2018						5.6			
6/29/2018					5.7				
8/6/2018					4.8				
9/24/2018					4.9				
9/26/2018						6			
10/1/2018		1.5	1.2						
10/2/2018	1.8								
10/16/2018				8.5					
4/1/2019	1.7	1.2	1.1						
4/4/2019						5.4			
9/25/2019	1.6	1.1	1.1						
9/26/2019				7.5		7.1			
3/19/2020	1.8	1.2	1.1						
3/25/2020				6.8		6.3			
9/23/2020		1.1	1						
9/24/2020	1.5			7.5					
9/25/2020					4.3				
10/7/2020						8.7			

Time Series

Constituent: Chloride (mg/L) Analysis Run 10/6/2022 10:46 AM

Plant Yates Client: Southern Company Data: Plant Yates AMA-R6

	YGWA-30I (bg)	YGWA-3D (bg)	YGWA-3I (bg)	PZ-35	PZ-37	YGWC-36A	PZ-37D	PZ-52D	PZ-51
3/1/2021	1.6								
3/3/2021		1.1	0.99 (J)						
3/4/2021				6.7	3.9	6.6			
8/19/2021	1.6	1.1							
8/25/2021					7				
8/27/2021			1.1						
9/1/2021				6.3					
9/3/2021						7	7.1		
2/9/2022		1.1	1.1						
2/10/2022				5.6	4.2				4.2
2/11/2022	2.1					6.6	12.5	6.7	
8/31/2022	1.8	1.3	1.3	5.5					
9/1/2022					4.2	6.2	45.6	3.7	4

Time Series

Constituent: Chromium (mg/L) Analysis Run 10/6/2022 10:46 AM

Plant Yates Client: Southern Company Data: Plant Yates AMA-R6

	YAMW-1	YAMW-2	YAMW-3	YAMW-4	YAMW-5	YGWA-17S (bg)	YGWA-18I (bg)	YGWA-18S (bg)	YGWA-20S (bg)
6/6/2016							0.0012 (J)	<0.005	
6/7/2016						<0.005			<0.005
7/27/2016						0.0008 (J)	0.0007 (J)	0.0006 (J)	0.0005 (J)
9/16/2016						<0.005		<0.005	
9/19/2016							<0.005		<0.005
11/2/2016									<0.005
11/3/2016						<0.005	<0.005	<0.005	
1/11/2017						<0.005	<0.005	<0.005	
1/13/2017									<0.005
3/1/2017							0.0012 (J)	<0.005	
3/2/2017						0.001 (J)			
3/6/2017									<0.005
4/26/2017							0.0005 (J)	0.0003 (J)	0.0007 (J)
5/2/2017						0.0007 (J)			
6/28/2017							0.0006 (J)	<0.005	
6/29/2017						0.0006 (J)			0.0005 (J)
3/28/2018						<0.005	<0.005	<0.005	
3/29/2018									<0.005
3/5/2019						<0.005		<0.005	<0.005
3/6/2019							<0.005		
2/11/2020						0.00087 (J)	0.001 (J)	0.00088 (J)	
2/12/2020									0.00045 (J)
3/24/2020						0.00087 (J)	0.00095 (J)	0.0011 (J)	0.00077 (J)
3/25/2020	0.00058 (J)								
9/23/2020		0.00071 (J)		<0.005		0.00098 (J)	0.00092 (J)	0.0012 (J)	
9/24/2020	0.00074 (J)				<0.005				0.00076 (J)
2/9/2021	0.001 (J)	0.0011 (J)		0.00057 (J)	<0.005		0.00083 (J)	0.0013 (J)	0.00056 (J)
3/3/2021	0.00076 (J)	0.0012 (J)		<0.005		0.00082 (J)	0.00087 (J)	0.001 (J)	<0.005
3/4/2021					<0.005				
8/25/2021				<0.005					
8/26/2021					<0.005			<0.005	
8/27/2021						<0.005	<0.005		<0.005
9/1/2021	<0.005	0.003 (J)							
2/9/2022						<0.005	<0.005	0.0014 (J)	<0.005
2/10/2022	0.0013 (J)	<0.005	0.0011 (J)	<0.005	0.0016 (J)				
8/30/2022						<0.005	<0.005	0.0015 (J)	
8/31/2022	<0.005								<0.005
9/1/2022		<0.005	<0.005	<0.005	<0.005				

Time Series

Constituent: Chromium (mg/L) Analysis Run 10/6/2022 10:46 AM

Plant Yates Client: Southern Company Data: Plant Yates AMA-R6

	YGWA-21I (bg)	YGWA-39 (bg)	YGWA-40 (bg)	YGWA-4I (bg)	YGWA-5D (bg)	YGWA-5I (bg)	YGWC-23S	YGWC-38	YGWC-41
6/2/2016				<0.005	<0.005	<0.005			
6/7/2016	<0.005						<0.005		
7/26/2016				<0.005	<0.005	<0.005			
7/28/2016	<0.005						0.0008 (J)		
9/14/2016				<0.005	<0.005	<0.005			
9/19/2016	<0.005								
9/20/2016							<0.005		
11/2/2016				<0.005	<0.005				
11/3/2016	<0.005								
11/4/2016						<0.005			
11/8/2016							<0.005		
1/12/2017					<0.005	<0.005			
1/13/2017	<0.005			<0.005					
1/16/2017							<0.005		
3/6/2017	<0.005			<0.005					
3/7/2017					<0.005	<0.005			
3/9/2017							<0.005		
4/26/2017	<0.005								
5/1/2017				<0.005	0.0004 (J)				
5/2/2017						<0.005	0.0007 (J)		
6/27/2017					<0.005	<0.005			
6/29/2017	<0.005			<0.005					
7/10/2017							<0.005		
10/11/2017		<0.005							
10/12/2017			<0.005					0.0005 (J)	<0.005
11/20/2017		<0.005	<0.005					<0.005	
11/21/2017									<0.005
1/10/2018			<0.005						
1/11/2018		<0.005							<0.005
1/12/2018								<0.005	
2/19/2018			<0.005						<0.005
2/20/2018		<0.005						<0.005	
3/29/2018	<0.005			<0.005	<0.005	<0.005			
3/30/2018							<0.005		
4/3/2018		<0.005	<0.005					<0.005	<0.005
6/27/2018									<0.005
6/28/2018		<0.005	<0.005					<0.005	
8/7/2018		<0.005	<0.005					<0.005	<0.005
9/24/2018		<0.005	<0.005					<0.005	<0.005
3/4/2019				<0.005	<0.005	<0.005			
3/5/2019	<0.005								
3/6/2019							<0.005		
8/21/2019		<0.005	0.00053 (J)						
8/22/2019								<0.005	<0.005
10/9/2019		<0.005	0.0012 (J)					<0.005	<0.005
2/12/2020	<0.005	<0.005	0.00065 (J)	<0.005	<0.005	0.00043 (J)			
3/24/2020	<0.005		0.00055 (J)		<0.005	0.0014 (J)			
3/25/2020		<0.005		0.00058 (J)				0.00065 (J)	0.00039 (J)
3/26/2020							0.0019 (J)		
9/22/2020				<0.005	0.0011 (J)	<0.005			
9/24/2020	<0.005	<0.005	<0.005				0.0011 (J)		
9/25/2020								<0.005	<0.005

Time Series

Constituent: Chromium (mg/L) Analysis Run 10/6/2022 10:46 AM

Plant Yates Client: Southern Company Data: Plant Yates AMA-R6

	YGWA-21I (bg)	YGWA-39 (bg)	YGWA-40 (bg)	YGWA-4I (bg)	YGWA-5D (bg)	YGWA-5I (bg)	YGWC-23S	YGWC-38	YGWC-41
2/8/2021					<0.005	<0.005			
2/9/2021	<0.005			<0.005			0.00086 (J)	<0.005	
2/10/2021		<0.005	<0.005						<0.005
3/2/2021					<0.005	<0.005			
3/3/2021				0.0013 (J)					
3/4/2021	<0.005	<0.005	<0.005				0.00078 (J)	<0.005	<0.005
8/25/2021							<0.005		
8/26/2021		<0.005		<0.005	<0.005	<0.005		<0.005	<0.005
9/1/2021	<0.005								
9/3/2021			<0.005						
2/8/2022		<0.005	<0.005						<0.005
2/9/2022	<0.005								
2/10/2022					<0.005	<0.005	<0.005	<0.005	
2/11/2022				<0.005					
8/30/2022	<0.005				<0.005	<0.005			
8/31/2022		<0.005	<0.005	<0.005					
9/1/2022							<0.005	<0.005	<0.005

Time Series

Constituent: Chromium (mg/L) Analysis Run 10/6/2022 10:46 AM

Plant Yates Client: Southern Company Data: Plant Yates AMA-R6

	YGWC-42	YGWC-43	YGWC-49	YGWA-47 (bg)	GWA-2 (bg)	YGWA-14S (bg)	YGWA-1D (bg)	YGWA-1I (bg)	YGWA-2I (bg)
5/1/2007					0.0029				
9/11/2007					0.0084				
3/20/2008					0.0027				
8/27/2008					0.0026				
3/3/2009					0.0022				
11/18/2009					0.0036				
3/3/2010					<0.005				
9/8/2010					<0.005				
3/10/2011					<0.005				
9/8/2011					<0.005				
3/5/2012					<0.005				
9/10/2012					<0.005				
2/6/2013					<0.005				
8/12/2013					<0.005				
2/5/2014					0.0059				
8/5/2014					<0.005				
2/4/2015					<0.005				
8/3/2015					0.0011 (J)				
2/16/2016					<0.005				
6/1/2016							0.0035	<0.005	
6/2/2016						<0.005			
7/25/2016								<0.005	
7/26/2016						<0.005	<0.005		
8/30/2016	<0.005			<0.005					
8/31/2016		<0.005			<0.005				
9/1/2016			0.0013 (J)						
9/13/2016							<0.005	<0.005	
9/14/2016									<0.005
9/15/2016						<0.005			
11/1/2016							<0.005		
11/2/2016						<0.005			
11/4/2016								<0.005	<0.005
11/14/2016				0.0093 (J)					
11/15/2016			0.0014 (J)						
11/16/2016	<0.005	<0.005							
11/28/2016					<0.005				
12/15/2016									<0.005
1/10/2017						<0.005			
1/11/2017							<0.005		
1/16/2017								<0.005	<0.005
2/22/2017					<0.005				
2/24/2017		<0.005		<0.005					
2/27/2017	<0.005		0.0016 (J)						
3/2/2017							0.0009 (J)	0.0004 (J)	
3/3/2017									0.0005 (J)
3/8/2017						<0.005			
4/26/2017						<0.005			
4/27/2017							<0.005	<0.005	
4/28/2017									0.0004 (J)
5/8/2017				<0.005	<0.005				
5/9/2017			0.0017 (J)						
5/10/2017	0.0006 (J)	0.0005 (J)							

Time Series

Constituent: Chromium (mg/L) Analysis Run 10/6/2022 10:46 AM

Plant Yates Client: Southern Company Data: Plant Yates AMA-R6

	YGWC-42	YGWC-43	YGWC-49	YGWA-47 (bg)	GWA-2 (bg)	YGWA-14S (bg)	YGWA-1D (bg)	YGWA-1I (bg)	YGWA-2I (bg)
5/26/2017									<0.005
6/27/2017							<0.005	<0.005	
6/28/2017									<0.005
6/30/2017						<0.005			
7/11/2017	<0.005	<0.005		<0.005					
7/13/2017			0.0019 (J)						
7/17/2017					<0.005				
10/10/2017				<0.005					
10/11/2017			0.0014 (J)						
10/12/2017	<0.005	<0.005							
10/16/2017					<0.005				
2/19/2018					<0.005				
3/27/2018						<0.005		<0.005	
3/28/2018									<0.005
3/29/2018							<0.005		
4/2/2018				<0.005					
4/4/2018	<0.005	<0.005	<0.005						
8/6/2018					<0.005				
9/19/2018				<0.005					
9/20/2018	<0.005	<0.005	0.0017 (J)						
2/25/2019					<0.005				
2/26/2019						<0.005			
2/27/2019							<0.005	<0.005	<0.005
3/28/2019							<0.005	0.0021 (J)	
3/29/2019						<0.005			<0.005
6/12/2019					<0.005				
8/19/2019					<0.005				
8/20/2019				<0.005					
8/21/2019		0.00062 (J)							
8/22/2019	<0.005								
9/24/2019							0.00072 (J)	0.0028 (J)	<0.005
9/25/2019						<0.005			
10/8/2019					<0.005				
10/9/2019	0.00043 (J)	0.00074 (J)							
2/10/2020							0.00042 (J)	<0.005	
2/11/2020									<0.005
2/12/2020						<0.005			
3/17/2020					<0.005				
3/18/2020						<0.005		0.00044 (J)	
3/19/2020							0.00084 (J)		0.00048 (J)
3/25/2020	0.0013 (J)	<0.005	0.0019 (J)						
8/26/2020					<0.005				
8/27/2020				<0.005					
9/22/2020				<0.005	<0.005				
9/23/2020							0.00062 (J)	0.00058 (J)	<0.005
9/24/2020	<0.005		0.0019 (J)						
9/25/2020		0.00071 (J)				<0.005			
2/9/2021		<0.005	0.002 (J)						
2/10/2021	<0.005					<0.005			<0.005
2/12/2021							<0.005	<0.005	
3/1/2021				<0.005					
3/2/2021					<0.005	<0.005			

Time Series

Constituent: Chromium (mg/L) Analysis Run 10/6/2022 10:46 AM

Plant Yates Client: Southern Company Data: Plant Yates AMA-R6

	YGWC-42	YGWC-43	YGWC-49	YGWA-47 (bg)	GWA-2 (bg)	YGWA-14S (bg)	YGWA-1D (bg)	YGWA-1I (bg)	YGWA-2I (bg)
3/3/2021							<0.005	<0.005	<0.005
3/4/2021	<0.005	<0.005	0.0017 (J)						
8/19/2021				<0.005		<0.005	<0.005	<0.005	
8/20/2021					<0.005				
8/25/2021	<0.005								
8/27/2021									<0.005
9/1/2021			0.002 (J)						
9/27/2021		<0.005							
2/8/2022		<0.005	0.0021 (J)	<0.005	<0.005				
2/9/2022							<0.005	<0.005	<0.005
2/10/2022	<0.005					<0.005			
8/30/2022					<0.005		0.0011 (J)		<0.005
8/31/2022			0.002 (J)	<0.005		<0.005		<0.005	
9/1/2022	<0.005	<0.005							

Time Series

Constituent: Chromium (mg/L) Analysis Run 10/6/2022 10:46 AM

Plant Yates Client: Southern Company Data: Plant Yates AMA-R6

	YGWA-30I (bg)	YGWA-3D (bg)	YGWA-3I (bg)	PZ-35	PZ-37	YGWC-36A	PZ-37D	PZ-52D	PZ-51
6/1/2016			<0.005						
6/2/2016	<0.005	0.0013 (J)							
7/25/2016	<0.005		<0.005						
7/26/2016		<0.005							
9/2/2016						<0.005			
9/14/2016			<0.005						
9/15/2016		<0.005							
9/19/2016	<0.005								
11/1/2016	<0.005	<0.005	<0.005						
11/14/2016						0.0035			
1/11/2017		<0.005	<0.005						
1/16/2017	<0.005								
2/21/2017	<0.005								
2/28/2017						<0.005			
3/1/2017			0.0004 (J)						
3/2/2017		0.0006 (J)							
4/26/2017	0.0016 (J)	<0.005	<0.005						
5/9/2017						<0.005			
6/28/2017		<0.005	<0.005						
6/30/2017	<0.005								
7/13/2017						<0.005			
9/22/2017						<0.005			
9/29/2017						<0.005			
10/6/2017						<0.005			
10/12/2017					0.0019 (J)				
11/21/2017					0.0017 (J)				
1/11/2018					0.001 (J)				
2/20/2018					<0.005				
3/27/2018	<0.005								
3/28/2018		<0.005	<0.005						
3/30/2018						<0.005			
4/3/2018					<0.005				
6/29/2018					<0.005				
8/6/2018					<0.005				
9/24/2018					<0.005				
2/26/2019	<0.005								
2/27/2019		<0.005	<0.005						
3/6/2019						<0.005			
4/1/2019	<0.005	<0.005	<0.005						
9/25/2019	<0.005	0.0014 (J)	0.0019 (J)						
2/11/2020			<0.005						
2/12/2020	<0.005	<0.005							
3/19/2020	<0.005	<0.005	<0.005						
3/25/2020				0.0012 (J)		0.00074 (J)			
9/23/2020		<0.005	<0.005						
9/24/2020	<0.005			0.00061 (J)					
9/25/2020					<0.005				
10/7/2020						0.0013 (J)			
2/9/2021					<0.005				
2/10/2021		<0.005	<0.005	0.0006 (J)		0.00094 (J)			
2/11/2021	<0.005								
3/1/2021	<0.005								

Time Series

Constituent: Chromium (mg/L) Analysis Run 10/6/2022 10:46 AM

Plant Yates Client: Southern Company Data: Plant Yates AMA-R6

	YGWA-30I (bg)	YGWA-3D (bg)	YGWA-3I (bg)	PZ-35	PZ-37	YGWC-36A	PZ-37D	PZ-52D	PZ-51
3/3/2021		<0.005	<0.005						
3/4/2021				0.0007 (J)	<0.005	<0.005			
8/19/2021	<0.005	<0.005							
8/25/2021					<0.005				
8/27/2021			<0.005						
9/1/2021				<0.005					
9/3/2021						<0.005	<0.005		
2/9/2022		<0.005	<0.005						
2/10/2022				<0.005	<0.005				<0.005
2/11/2022	<0.005					<0.005	<0.005	0.0011 (J)	
8/31/2022	<0.005	<0.005	<0.005	<0.005					
9/1/2022					<0.005	<0.005	<0.005	<0.005	<0.005

Time Series

Constituent: Cobalt (mg/L) Analysis Run 10/6/2022 10:46 AM

Plant Yates Client: Southern Company Data: Plant Yates AMA-R6

	YAMW-1	YAMW-2	YAMW-3	YAMW-4	YAMW-5	YGWA-17S (bg)	YGWA-18I (bg)	YGWA-18S (bg)	YGWA-20S (bg)
6/6/2016							<0.005	0.00061 (J)	
6/7/2016						<0.005			<0.005
7/27/2016						<0.005	<0.005	0.0004 (J)	<0.005
9/16/2016						<0.005		0.0008 (J)	
9/19/2016							<0.005		<0.005
11/2/2016									<0.005
11/3/2016						<0.005	<0.005	<0.005	
1/11/2017						<0.005	<0.005	<0.005	
1/13/2017									<0.005
3/1/2017							<0.005	<0.005	
3/2/2017						<0.005			
3/6/2017									<0.005
4/26/2017							<0.005	<0.005	<0.005
5/2/2017						<0.005			
6/28/2017							<0.005	<0.005	
6/29/2017						<0.005			<0.005
3/28/2018						<0.005	<0.005	<0.005	
3/29/2018									<0.005
6/6/2018									<0.005
6/7/2018							<0.005		
6/11/2018						<0.005		<0.005	
9/25/2018						<0.005	<0.005	<0.005	<0.005
10/16/2018	0.032								
3/5/2019						<0.005		<0.005	<0.005
3/6/2019							<0.005		
4/2/2019						<0.005			
4/3/2019							<0.005	<0.005	<0.005
9/25/2019						<0.005			<0.005
9/26/2019	0.015						<0.005	<0.005	
1/3/2020	<0.005								
2/11/2020						<0.005	<0.005	<0.005	
2/12/2020									<0.005
3/24/2020						<0.005	<0.005	<0.005	<0.005
3/25/2020	<0.005								
9/23/2020		0.0025 (J)		0.00052 (J)		<0.005	<0.005	<0.005	
9/24/2020	0.01				0.00077 (J)				<0.005
2/9/2021	0.03	0.001 (J)		0.00063 (J)	<0.005		<0.005	<0.005	<0.005
3/3/2021	0.018	0.00082 (J)		0.001 (J)		<0.005	<0.005	<0.005	<0.005
3/4/2021					<0.005				
8/25/2021				0.00041 (J)					
8/26/2021					<0.005			<0.005	
8/27/2021						<0.005	<0.005		<0.005
9/1/2021	0.022	0.00093 (J)							
2/9/2022						<0.005	<0.005	<0.005	<0.005
2/10/2022	0.011	0.00052 (J)	0.16	0.00044 (J)	<0.005				
8/30/2022						<0.005	<0.005	<0.005	
8/31/2022	0.0041 (J)								<0.005
9/1/2022		0.0068	0.058	0.00048 (J)	<0.005				

Time Series

Constituent: Cobalt (mg/L) Analysis Run 10/6/2022 10:46 AM

Plant Yates Client: Southern Company Data: Plant Yates AMA-R6

	YGWA-21I (bg)	YGWA-39 (bg)	YGWA-40 (bg)	YGWA-4I (bg)	YGWA-5D (bg)	YGWA-5I (bg)	YGWC-23S	YGWC-38	YGWC-41
6/2/2016				0.00082 (J)	<0.005	<0.005			
6/7/2016	0.0056						<0.005		
7/26/2016				0.0012 (J)	<0.005	<0.005			
7/28/2016	0.0032 (J)						<0.005		
9/14/2016				0.0006 (J)	<0.005	<0.005			
9/19/2016	0.0047 (J)								
9/20/2016							<0.005		
11/2/2016				<0.005	<0.005				
11/3/2016	0.013								
11/4/2016						<0.005			
11/8/2016							<0.005		
1/12/2017					<0.005	<0.005			
1/13/2017	0.011			0.0029 (J)					
1/16/2017							<0.005		
3/6/2017	0.011			0.0006 (J)					
3/7/2017					<0.005	<0.005			
3/9/2017							<0.005		
4/26/2017	0.009 (J)								
5/1/2017				<0.005	<0.005				
5/2/2017						<0.005	<0.005		
6/27/2017					<0.005	<0.005			
6/29/2017	0.0093 (J)			0.0005 (J)					
7/10/2017							<0.005		
10/11/2017		<0.005							
10/12/2017			<0.005					<0.005	0.0011 (J)
11/20/2017		<0.005	<0.005					<0.005	
11/21/2017									0.0003 (J)
1/10/2018			<0.005						
1/11/2018		<0.005							0.0003 (J)
1/12/2018								<0.005	
2/19/2018			<0.005						<0.005
2/20/2018		<0.005						<0.005	
3/29/2018	<0.005			<0.005	<0.005	<0.005			
3/30/2018							<0.005		
4/3/2018		<0.005	<0.005					<0.005	<0.005
6/5/2018	0.0041 (J)								
6/6/2018					<0.005				
6/7/2018				0.00058 (J)		<0.005			
6/12/2018							<0.005		
6/27/2018									0.00069 (J)
6/28/2018		<0.005	<0.005					<0.005	
8/7/2018		<0.005	<0.005					<0.005	<0.005
9/24/2018		<0.005	<0.005					<0.005	<0.005
9/25/2018	0.0044 (J)								
9/26/2018				<0.005	<0.005	<0.005			
9/27/2018							<0.005		
3/4/2019				<0.005	<0.005	<0.005			
3/5/2019	0.0039 (J)								
3/6/2019							<0.005		
4/2/2019	0.0039 (J)								
4/3/2019				0.00083 (J)	<0.005	<0.005			
4/4/2019							<0.005		

Time Series

Constituent: Cobalt (mg/L) Analysis Run 10/6/2022 10:46 AM

Plant Yates Client: Southern Company Data: Plant Yates AMA-R6

	YGWA-21I (bg)	YGWA-39 (bg)	YGWA-40 (bg)	YGWA-4I (bg)	YGWA-5D (bg)	YGWA-5I (bg)	YGWC-23S	YGWC-38	YGWC-41
8/21/2019		0.00034 (J)	<0.005						
8/22/2019								<0.005	<0.005
9/24/2019	0.0032 (J)				<0.005	<0.005			
9/25/2019				<0.005					
9/27/2019							<0.005		
10/9/2019		<0.005	<0.005					<0.005	<0.005
2/12/2020	0.0081	0.00034 (J)	<0.005	<0.005	0.00037 (J)	<0.005			
3/24/2020	0.0061		<0.005		0.00035 (J)	<0.005			
3/25/2020		0.00034 (J)		0.00056 (J)				<0.005	<0.005
3/26/2020							<0.005		
9/22/2020				<0.005	<0.005	<0.005			
9/24/2020	0.0079	0.00053 (J)	<0.005				<0.005		
9/25/2020								<0.005	<0.005
2/8/2021					<0.005	<0.005			
2/9/2021	0.009			<0.005			<0.005	<0.005	
2/10/2021		0.00098 (J)	<0.005						<0.005
3/2/2021					<0.005	<0.005			
3/3/2021				<0.005					
3/4/2021	0.0065	0.00071 (J)	<0.005				<0.005	<0.005	<0.005
8/25/2021							<0.005		
8/26/2021		0.0011 (J)		0.00042 (J)	<0.005	<0.005		<0.005	<0.005
9/1/2021	0.0068								
9/3/2021			<0.005						
2/8/2022		0.0012 (J)	<0.005						<0.005
2/9/2022	0.0078								
2/10/2022					<0.005	<0.005	<0.005	<0.005	
2/11/2022				<0.005					
8/30/2022	0.0066				<0.005	<0.005			
8/31/2022		0.00085 (J)	<0.005	<0.005					
9/1/2022							<0.005	<0.005	<0.005

Time Series

Constituent: Cobalt (mg/L) Analysis Run 10/6/2022 10:46 AM

Plant Yates Client: Southern Company Data: Plant Yates AMA-R6

	YGWC-42	YGWC-43	YGWC-49	YGWA-47 (bg)	GWA-2 (bg)	YGWA-14S (bg)	YGWA-1D (bg)	YGWA-1I (bg)	YGWA-2I (bg)
5/1/2007					0.0067				
9/11/2007					<0.005				
3/20/2008					<0.005				
8/27/2008					<0.005				
3/3/2009					<0.005				
11/18/2009					<0.005				
3/3/2010					0.0027				
9/8/2010					0.007				
3/10/2011					<0.005				
9/8/2011					<0.005				
3/5/2012					0.0032				
9/10/2012					<0.005				
2/6/2013					<0.005				
8/12/2013					0.0045				
2/5/2014					<0.005				
8/5/2014					0.0027				
2/4/2015					0.0016				
8/3/2015					0.002				
2/16/2016					0.0027				
6/1/2016							<0.005	0.00082 (J)	
6/2/2016						<0.005			
7/25/2016								0.0008 (J)	
7/26/2016						<0.005	<0.005		
8/30/2016	0.0025 (J)			0.0073 (J)					
8/31/2016		<0.005			0.0053 (J)				
9/1/2016			<0.005						
9/13/2016							<0.005	0.0009 (J)	
9/14/2016									<0.005
9/15/2016						<0.005			
11/1/2016							<0.005		
11/2/2016						<0.005			
11/4/2016								0.0025 (J)	<0.005
11/14/2016				0.0115					
11/15/2016			0.0006 (J)						
11/16/2016	0.002 (J)	<0.005							
11/28/2016					0.0036 (J)				
12/15/2016									<0.005
1/10/2017						<0.005			
1/11/2017							<0.005		
1/16/2017								0.0027 (J)	<0.005
2/22/2017					0.0049 (J)				
2/24/2017		<0.005		0.0106					
2/27/2017	0.0021 (J)		0.0008 (J)						
3/2/2017							<0.005	0.0022 (J)	
3/3/2017									<0.005
3/8/2017						<0.005			
4/26/2017						<0.005			
4/27/2017							<0.005	0.0018 (J)	
4/28/2017									<0.005
5/8/2017				0.0099 (J)	0.0059 (J)				
5/9/2017			<0.005						
5/10/2017	0.0021 (J)	<0.005							

Time Series

Constituent: Cobalt (mg/L) Analysis Run 10/6/2022 10:46 AM

Plant Yates Client: Southern Company Data: Plant Yates AMA-R6

	YGWC-42	YGWC-43	YGWC-49	YGWA-47 (bg)	GWA-2 (bg)	YGWA-14S (bg)	YGWA-1D (bg)	YGWA-1I (bg)	YGWA-2I (bg)
5/26/2017									<0.005
6/27/2017							<0.005	0.0023 (J)	
6/28/2017									<0.005
6/30/2017						<0.005			
7/11/2017	0.0014 (J)	<0.005		0.0096 (J)					
7/13/2017			0.0005 (J)						
7/17/2017					0.0046 (J)				
10/10/2017				0.0036 (J)					
10/11/2017			0.0006 (J)						
10/12/2017	0.0017 (J)	0.0006 (J)							
10/16/2017					0.0034 (J)				
2/19/2018					<0.005				
3/27/2018						<0.005		<0.005	
3/28/2018									<0.005
3/29/2018							<0.005		
4/2/2018				<0.005					
4/4/2018	<0.005	<0.005	<0.005						
6/5/2018							<0.005		
6/6/2018								<0.005	
6/7/2018									<0.005
6/8/2018						<0.005			
8/6/2018					0.003 (J)				
9/19/2018				0.0036 (J)					
9/20/2018	0.003 (J)	0.0034 (J)	<0.005						
10/1/2018						<0.005	<0.005	0.00059 (J)	<0.005
2/25/2019					0.001 (J)				
2/26/2019						<0.005			
2/27/2019							<0.005	0.00064 (J)	<0.005
3/28/2019							<0.005	0.00091 (J)	
3/29/2019						<0.005			<0.005
6/12/2019					0.003 (J)				
8/19/2019					0.0035 (J)				
8/20/2019				0.00092 (J)					
8/21/2019		0.0026 (J)							
8/22/2019	0.0019 (J)								
9/24/2019							<0.005	0.0013 (J)	<0.005
9/25/2019						<0.005			
9/26/2019			<0.005						
10/8/2019				0.0014 (J)	0.0039 (J)				
10/9/2019	0.0019 (J)	0.0023 (J)							
2/10/2020							<0.005	0.0016 (J)	
2/11/2020									<0.005
2/12/2020						<0.005			
3/17/2020				0.0017 (J)	0.003 (J)				
3/18/2020						<0.005		0.00087 (J)	
3/19/2020							<0.005		<0.005
3/25/2020	0.0018 (J)	0.0016 (J)	<0.005						
8/26/2020					0.2 (O)				
8/27/2020				0.0011 (J)					
9/22/2020				0.00097 (J)	0.16 (O)				
9/23/2020							<0.005	0.0013 (J)	<0.005
9/24/2020	0.0017 (J)		<0.005						

Time Series

Constituent: Cobalt (mg/L) Analysis Run 10/6/2022 10:46 AM

Plant Yates Client: Southern Company Data: Plant Yates AMA-R6

	YGWC-42	YGWC-43	YGWC-49	YGWA-47 (bg)	GWA-2 (bg)	YGWA-14S (bg)	YGWA-1D (bg)	YGWA-1I (bg)	YGWA-2I (bg)
9/25/2020		0.0018 (J)				<0.005			
2/9/2021		0.0017 (J)	<0.005						
2/10/2021	0.0019 (J)					<0.005			<0.005
2/12/2021							0.00086 (J)	0.0028 (J)	
3/1/2021				0.001 (J)					
3/2/2021					0.21 (O)	<0.005			
3/3/2021							<0.005	0.003 (J)	<0.005
3/4/2021	0.0018 (J)	0.0015 (J)	<0.005						
8/19/2021				0.00099 (J)		<0.005	0.00055 (J)	0.0017 (J)	
8/20/2021					0.074 (O)				
8/25/2021	0.0014 (J)								
8/27/2021									<0.005
9/1/2021			<0.005						
9/27/2021		<0.005							
2/8/2022		0.00045 (J)	<0.005	0.0013 (J)	0.072 (o)				
2/9/2022							0.00072 (J)	0.0023 (J)	<0.005
2/10/2022	0.0017 (J)					<0.005			
8/30/2022					0.075 (o)		<0.005		<0.005
8/31/2022			<0.005	0.00096 (J)		<0.005		0.00085 (J)	
9/1/2022	0.0015 (J)	0.0005 (J)							

Time Series

Constituent: Cobalt (mg/L) Analysis Run 10/6/2022 10:46 AM

Plant Yates Client: Southern Company Data: Plant Yates AMA-R6

	YGWA-30I (bg)	YGWA-3D (bg)	YGWA-3I (bg)	PZ-35	PZ-37	YGWC-36A	PZ-37D	PZ-52D	PZ-51
6/1/2016			<0.005						
6/2/2016	0.035	<0.005							
7/25/2016	0.0312		<0.005						
7/26/2016		<0.005							
9/2/2016						0.0006 (J)			
9/14/2016			<0.005						
9/15/2016		<0.005							
9/19/2016	0.0275								
11/1/2016	0.0255	<0.005	<0.005						
11/14/2016						<0.005			
1/11/2017		<0.005	<0.005						
1/16/2017	0.0245								
2/21/2017	0.0272								
2/28/2017						<0.005			
3/1/2017			<0.005						
3/2/2017		<0.005							
4/26/2017	0.0244	<0.005	<0.005						
5/9/2017						<0.005			
6/28/2017		<0.005	<0.005						
6/30/2017	0.0233								
7/13/2017						<0.005			
9/22/2017						<0.005			
9/29/2017						<0.005			
10/6/2017						<0.005			
10/12/2017					0.0078 (J)				
11/21/2017					0.0097 (J)				
1/11/2018					0.0131				
2/20/2018					0.0162				
3/27/2018	0.023								
3/28/2018		<0.005	<0.005						
3/30/2018						<0.005			
4/3/2018					0.015				
6/7/2018		<0.005							
6/8/2018			<0.005						
6/11/2018	0.023								
6/13/2018						<0.005			
6/29/2018					0.013				
8/6/2018					0.0053 (J)				
9/24/2018					0.0071 (J)				
9/26/2018						<0.005			
10/1/2018		<0.005	<0.005						
10/2/2018	0.022								
10/16/2018				<0.005					
2/26/2019	0.021								
2/27/2019		<0.005	<0.005						
3/6/2019						<0.005			
4/1/2019	0.022	<0.005	<0.005						
4/4/2019						<0.005			
9/25/2019	0.016	<0.005	<0.005						
9/26/2019				<0.005		0.00048 (J)			
2/11/2020			<0.005						
2/12/2020	0.014	<0.005							

Time Series

Constituent: Cobalt (mg/L) Analysis Run 10/6/2022 10:46 AM

Plant Yates Client: Southern Company Data: Plant Yates AMA-R6

	YGWA-30I (bg)	YGWA-3D (bg)	YGWA-3I (bg)	PZ-35	PZ-37	YGWC-36A	PZ-37D	PZ-52D	PZ-51
3/19/2020	0.014	<0.005	<0.005						
3/25/2020				0.0059		0.00038 (J)			
9/23/2020		<0.005	<0.005						
9/24/2020	0.0064			<0.005					
9/25/2020					0.0023 (J)				
10/7/2020						0.00086 (J)			
2/9/2021					0.0023 (J)				
2/10/2021		<0.005	<0.005	<0.005		0.00038 (J)			
2/11/2021	0.0078								
3/1/2021	0.0061								
3/3/2021		<0.005	<0.005						
3/4/2021				<0.005	0.003 (J)	<0.005			
8/19/2021	0.0052	<0.005							
8/25/2021					0.0068				
8/27/2021			<0.005						
9/1/2021				<0.005					
9/3/2021						<0.005	<0.005		
2/9/2022		<0.005	<0.005						
2/10/2022				<0.005	0.0036 (J)				0.033
2/11/2022	0.0038 (J)					<0.005	<0.005	0.0011 (J)	
8/31/2022	0.004 (J)	<0.005	<0.005	<0.005					
9/1/2022					0.0025 (J)	<0.005	<0.005	0.0016 (J)	0.018

Time Series

Constituent: Combined Radium 226 + 228 (pCi/L) Analysis Run 10/6/2022 10:46 AM

Plant Yates Client: Southern Company Data: Plant Yates AMA-R6

	YAMW-1	YAMW-2	YAMW-3	YAMW-4	YAMW-5	YGWA-17S (bg)	YGWA-18I (bg)	YGWA-18S (bg)	YGWA-20S (bg)
6/6/2016							0.0804 (U)	0.301 (U)	
6/7/2016						0.158 (U)			0.0191 (U)
7/27/2016						0.0354 (U)	0.206 (U)	0.196 (U)	0.541 (U)
9/16/2016						1.04		0.915 (U)	
9/19/2016							1.58		0.826 (U)
11/2/2016									0.791 (U)
11/3/2016						0.314 (U)	0.342 (U)	0.928 (U)	
1/11/2017						0.34 (U)	0.365 (U)	0.502 (U)	
1/13/2017									0.296 (U)
3/1/2017							0.395 (U)	0.202 (U)	
3/2/2017						0.746 (U)			
3/6/2017									0.518 (U)
4/26/2017							0.507 (U)	0.264 (U)	0.282 (U)
5/2/2017						0.111 (U)			
6/28/2017							0.892	0.636 (U)	
6/29/2017						0.576 (U)			1.12
3/28/2018						0.438 (U)	0.92 (U)	0.56 (U)	
3/29/2018									1.73
6/6/2018									0.694 (U)
6/7/2018							0.668 (U)		
6/11/2018						0.901 (U)		0.649 (U)	
9/25/2018						0.68 (U)	0.141 (U)	0.574 (U)	0.772 (U)
10/16/2018	0.384 (U)								
3/5/2019						0.272 (U)		0.474 (U)	0.84 (U)
3/6/2019							0.714 (U)		
4/2/2019						0.847 (U)			
4/3/2019							0.385 (U)	0.429 (U)	1.01
9/25/2019						0.412 (U)			1.18 (U)
9/26/2019							0.386 (U)	0.222 (U)	
2/11/2020						0.461 (U)	1.48	0.597 (U)	
2/12/2020									1.11 (U)
3/24/2020						0.534 (U)	0.632 (U)	0.262 (U)	1.88
3/25/2020	0.525 (U)								
9/23/2020		0.0813 (U)		1.2 (U)		0.466 (U)	0.887 (U)	0.43 (U)	
9/24/2020	0.547 (U)				0.668 (U)				0.611 (U)
2/9/2021	0.866 (U)	0.492 (U)		0.659 (U)	1.07 (U)	0.529 (U)	0.314 (U)	0.259 (U)	0.284 (U)
3/3/2021	0.377 (U)	0.563 (U)		1.07		0.59 (U)	0.565 (U)	0.352 (U)	0.133 (U)
3/4/2021					1.46				
8/25/2021				0.0991 (U)					
8/26/2021					0.724 (U)			0.686 (U)	
8/27/2021						0.9 (U)	0.761 (U)		0.779 (U)
9/1/2021	0.676 (U)	0.761 (U)							
2/9/2022						0.133 (U)	0.571 (U)	0.0618 (U)	0.504 (U)
2/10/2022	0.233 (U)	0 (U)	0.988 (U)	0.702 (U)	1.25 (U)				
8/30/2022						1.08	1.01	0.611 (U)	
8/31/2022	0.313 (U)								0.184 (U)
9/1/2022		0.959 (U)	0.975 (U)	0.381 (U)	0.811 (U)				

Time Series

Constituent: Combined Radium 226 + 228 (pCi/L) Analysis Run 10/6/2022 10:46 AM

Plant Yates Client: Southern Company Data: Plant Yates AMA-R6

	YGWA-21I (bg)	YGWA-39 (bg)	YGWA-40 (bg)	YGWA-4I (bg)	YGWA-5D (bg)	YGWA-5I (bg)	YGWC-23S	YGWC-38	YGWC-41
6/2/2016				0.721	5.11	0.614			
6/7/2016	0.347						0.303 (U)		
7/26/2016				1.26	6.92	1.47			
7/28/2016	0.815 (U)						0.386 (U)		
9/14/2016				0.901 (U)	3.96	1.27			
9/19/2016	0.862 (U)								
9/20/2016							1.47		
11/2/2016				1.09 (U)	4.53				
11/3/2016	0.797 (U)								
11/4/2016						0.434 (U)			
11/8/2016							0.22 (U)		
1/12/2017					4.43	0.202 (U)			
1/13/2017	0.72 (U)			1.19					
1/16/2017							0.147 (U)		
3/6/2017	0.518 (U)			0.669 (U)					
3/7/2017					4.8	0.0674 (U)			
3/9/2017							0.0892 (U)		
4/26/2017	1.13 (U)								
5/1/2017				0.803 (U)	4.16				
5/2/2017						0.444 (U)	0.149 (U)		
6/27/2017					2.8	0.77 (U)			
6/29/2017	0.841 (U)			1.35					
7/10/2017							0.815 (U)		
10/11/2017		0.586 (U)							
10/12/2017			1.49					1.24	0.641 (U)
11/20/2017		0.816 (U)	0.918 (U)					0.342 (U)	
11/21/2017									2.01
1/10/2018			1.05						
1/11/2018		0.841 (U)							0.919 (U)
1/12/2018								1.04	
2/19/2018			2.05						1.82
2/20/2018		1.58						1.6 (U)	
3/29/2018	1.91			0.703 (U)	3.42	0.648 (U)			
3/30/2018							0.659 (U)		
4/3/2018		0.385 (U)	0.68 (U)					0.726 (U)	0.911 (U)
6/5/2018	1.39								
6/6/2018					3.99				
6/7/2018				0.628 (U)		0.745 (U)			
6/12/2018							1.03 (U)		
6/27/2018									0.429 (U)
6/28/2018		0.283 (U)	1.28					1.06 (U)	
8/7/2018		0.332 (U)	1.16					1.21	0.579 (U)
9/24/2018		0.767 (U)	0.965 (U)					1.52	1.39
9/25/2018	1.62								
9/26/2018				0.756 (U)	2.73	0.377 (U)			
9/27/2018							1.06 (U)		
3/4/2019				1.21 (U)	4.43	1 (U)			
3/5/2019	0.985 (U)								
3/6/2019							0.736 (U)		
4/2/2019	1.42								
4/3/2019				1.07 (U)	4.79	0.43 (U)			
4/4/2019							0.474 (U)		

Time Series

Constituent: Combined Radium 226 + 228 (pCi/L) Analysis Run 10/6/2022 10:46 AM

Plant Yates Client: Southern Company Data: Plant Yates AMA-R6

	YGWA-21I (bg)	YGWA-39 (bg)	YGWA-40 (bg)	YGWA-4I (bg)	YGWA-5D (bg)	YGWA-5I (bg)	YGWC-23S	YGWC-38	YGWC-41
8/21/2019		1.01 (U)	1.24 (U)						
8/22/2019								1.97	2.03
9/24/2019	1.35				4.06	0.699 (U)			
9/25/2019				1.86					
9/27/2019							0.684 (U)		
10/8/2019		1.02 (U)	0.866 (U)					0.751 (U)	0.609 (U)
2/12/2020	1.61	0.45 (U)	1.83	1.25	4.02	0.913 (U)			
3/24/2020	1.24 (U)		1.27 (U)		3.52				
3/25/2020		0.377 (U)		0.766 (U)				0.321 (U)	0.568 (U)
3/26/2020							0.281 (U)		
9/22/2020				0.795 (U)	2.98	0.428 (U)			
9/24/2020	1.8	0.568 (U)	0.634 (U)				0.788 (U)		
9/25/2020								0.246 (U)	0.769 (U)
2/8/2021					2.89	0.613 (U)			
2/9/2021	1.24			0.626 (U)			0.464 (U)	0.626 (U)	
2/10/2021		0.518 (U)	0.783 (U)						0.548 (U)
3/2/2021					1.67	0.579 (U)			
3/3/2021	1.2			1					
3/4/2021		0.636 (U)	0.818 (U)				0.771 (U)	0.816 (U)	1.23
8/25/2021							0.624 (U)		
8/26/2021		0.674 (U)		1.17 (U)	4.68	0.798 (U)		0.427 (U)	0.356 (U)
9/1/2021	1.86								
9/3/2021			0.971 (U)						
2/8/2022		0.834	0.534 (U)						0.594 (U)
2/9/2022	1.94								
2/10/2022					3.33	0.375 (U)	0.197 (U)	0.791 (U)	
2/11/2022				0.996					
8/30/2022	1.27				5.34	0.72 (U)			
8/31/2022		0.937	0.513 (U)	0.962					
9/1/2022							1.23 (U)	0.52 (U)	0.0906 (U)

Time Series

Constituent: Combined Radium 226 + 228 (pCi/L) Analysis Run 10/6/2022 10:46 AM

Plant Yates Client: Southern Company Data: Plant Yates AMA-R6

	YGWC-42	YGWC-43	YGWC-49	YGWA-47 (bg)	GWA-2 (bg)	YGWA-14S (bg)	YGWA-1D (bg)	YGWA-1I (bg)	YGWA-2I (bg)
6/1/2016							0.321 (U)	0.42	
6/2/2016						0.329 (U)			
7/25/2016								1.83	
7/26/2016						1.51	0.707 (U)		
8/30/2016	2.99			1.09					
8/31/2016		0.926 (U)			1.2				
9/1/2016			1.2						
9/13/2016							1.22	0.841	
9/14/2016									0.98 (U)
9/15/2016						1.04 (U)			
11/1/2016							0.805 (U)		
11/2/2016						0.496 (U)			
11/4/2016								0.166 (U)	0.277 (U)
11/15/2016			0.645 (U)						
11/16/2016	4.01	0.773 (U)							
11/28/2016					0.264 (U)				
12/15/2016				1 (U)					0.071 (U)
1/10/2017						0.376 (U)			
1/11/2017							0.705 (U)		
1/16/2017								0	0.44 (U)
2/22/2017					1.06 (U)				
2/24/2017		0.661 (U)		0.504 (U)					
2/27/2017	2.5		0.244 (U)						
3/2/2017							0.251 (U)	0.504 (U)	
3/3/2017									0.448 (U)
3/8/2017						0.0745 (U)			
4/26/2017						0.282 (U)			
4/27/2017							1.08	0.593 (U)	
4/28/2017									0.548 (U)
5/8/2017				0.455 (U)	0.187 (U)				
5/9/2017			0.519 (U)						
5/10/2017	2.55	1.27							
5/26/2017									0 (U)
6/27/2017							1.02 (U)	0.657 (U)	
6/28/2017									0.608 (U)
6/30/2017						0.994			
7/11/2017	3.94	1.02		0.471 (U)					
7/13/2017			0.5 (U)						
7/17/2017					1.42				
10/10/2017				0.649 (U)					
10/11/2017			1.41						
10/12/2017	3.57	1.58							
10/16/2017					1.17				
2/19/2018					1.58 (D)				
3/27/2018						0.189 (U)		0.39 (U)	
3/28/2018									0.412 (U)
3/29/2018							0.503 (U)		
4/2/2018				0.512 (U)					
4/4/2018	1.9	1.71	0.442 (U)						
6/5/2018							0.771 (U)		
6/6/2018								2.8	
6/7/2018									0.73 (U)

Time Series

Constituent: Combined Radium 226 + 228 (pCi/L) Analysis Run 10/6/2022 10:46 AM

Plant Yates Client: Southern Company Data: Plant Yates AMA-R6

	YGWC-42	YGWC-43	YGWC-49	YGWA-47 (bg)	GWA-2 (bg)	YGWA-14S (bg)	YGWA-1D (bg)	YGWA-1I (bg)	YGWA-2I (bg)
6/8/2018						0.218 (U)			
8/6/2018					0.196 (U)				
9/19/2018				0.789 (U)					
9/20/2018	1.94	2.8	1.14 (U)						
10/1/2018						1.24	0.783 (U)	1.06 (U)	0.756 (U)
2/26/2019						0.202 (U)			
2/27/2019							1.21 (U)	0.637 (U)	0.635 (U)
3/28/2019							1.13 (U)	0.125 (U)	
3/29/2019						0 (U)			0.224 (U)
8/19/2019					1.39				
8/20/2019				2.44					
8/21/2019		3.16							
8/22/2019	1.59								
9/24/2019							1.22 (U)	0.949 (U)	0.429 (U)
9/25/2019						0.707 (U)			
9/26/2019			1.16 (U)						
10/8/2019	0.995 (U)	3.65		1.72	1.32 (U)				
2/10/2020							1.41	1.25 (U)	
2/11/2020									0.817 (U)
2/12/2020						1.07 (U)			
3/17/2020				1.22 (U)	1 (U)				
3/18/2020						0.207 (U)		0.458 (U)	
3/19/2020							1.1		0.715 (U)
3/25/2020	1.17 (U)	3.04	1.2 (U)						
8/26/2020					1.75				
8/27/2020				1.26 (U)					
9/22/2020				1.06 (U)	0.688 (U)				
9/23/2020							1.35 (U)	0.00884 (U)	0.565 (U)
9/24/2020	0.751 (U)		1.57 (U)						
9/25/2020		4.75				0.603 (U)			
2/9/2021		6.38	0.137 (U)						
2/10/2021	0.612 (U)					0.353 (U)			1.04 (U)
2/12/2021							0.366 (U)	0.458 (U)	
3/1/2021				1.2					
3/2/2021					0.948 (U)	0.71 (U)			
3/3/2021							0.492 (U)	0.105 (U)	0.459 (U)
3/4/2021	1.02	6.02	0.579 (U)						
8/19/2021				1.07 (U)		0.786 (U)	1.17 (U)	0.0732 (U)	
8/20/2021					0.528 (U)				
8/25/2021	0.978 (U)								
8/27/2021									0.409 (U)
9/1/2021			0.686 (U)						
9/27/2021		1.54							
2/8/2022		3.11	0.201 (U)	0.4 (U)	0.462 (U)				
2/9/2022							1.19	0.422 (U)	0.894 (U)
2/10/2022	0.307 (U)					0 (U)			
8/30/2022					1.52		0.827		0.699 (U)
8/31/2022			0.823 (U)	0.714 (U)		0.421 (U)		0.49 (U)	
9/1/2022	0.596 (U)	4.16							

Time Series

Constituent: Combined Radium 226 + 228 (pCi/L) Analysis Run 10/6/2022 10:46 AM

Plant Yates Client: Southern Company Data: Plant Yates AMA-R6

	YGWA-30I (bg)	YGWA-3D (bg)	YGWA-3I (bg)	PZ-35	PZ-37	YGWC-36A	PZ-37D	PZ-52D	PZ-51
6/1/2016			0.896						
6/2/2016	0.0652 (U)	2.51							
7/25/2016	3.01		2.28						
7/26/2016		3.82							
9/2/2016						0.873 (U)			
9/14/2016			0.821 (U)						
9/15/2016		4.24							
9/19/2016	0.871 (U)								
9/22/2016						0.667 (U)			
9/29/2016						1.63			
10/6/2016						0.641 (U)			
11/1/2016	0.307 (U)	3.92	0.585 (U)						
11/14/2016						0.0451 (U)			
1/11/2017		2.52	1.22						
1/16/2017	0.284 (U)								
2/21/2017	0.503 (U)								
2/28/2017						1.34 (U)			
3/1/2017			0.877 (U)						
3/2/2017		3.13							
4/26/2017	0.204 (U)	2.35	0.672 (U)						
5/9/2017						0.309 (U)			
6/28/2017		2.6	1.07 (U)						
6/30/2017	0.738 (U)								
7/13/2017						0.618 (U)			
10/12/2017					1.83				
11/21/2017					1.33				
1/11/2018					1.53				
2/20/2018					2.75				
3/27/2018	0.31 (U)								
3/28/2018		3	0.65 (U)						
3/30/2018						0.721 (U)			
4/3/2018					1.47				
6/7/2018		2.79							
6/8/2018			1.89						
6/11/2018	0.608 (U)								
6/13/2018						1.04 (U)			
6/29/2018					1.69				
8/6/2018					1.69				
9/24/2018					2.26				
9/26/2018						0.604 (U)			
10/1/2018		3.14	1.58						
10/2/2018	0.97 (U)								
10/16/2018				0.363 (U)					
2/26/2019	0.524 (U)								
2/27/2019		3.79	3.67						
3/6/2019						0.919 (U)			
4/1/2019	1.02 (U)	4.33	2.28						
4/4/2019						1.05 (U)			
9/25/2019	1.02 (U)	4.2	1.6						
9/26/2019						0.979 (U)			
2/11/2020		3.87	1.85						
2/12/2020	0.301 (U)								

Time Series

Constituent: Combined Radium 226 + 228 (pCi/L) Analysis Run 10/6/2022 10:46 AM

Plant Yates Client: Southern Company Data: Plant Yates AMA-R6

	YGWA-30I (bg)	YGWA-3D (bg)	YGWA-3I (bg)	PZ-35	PZ-37	YGWC-36A	PZ-37D	PZ-52D	PZ-51
3/19/2020	1	3.96	2.2						
3/25/2020				0.197 (U)		1.22 (U)			
9/23/2020		4.14	1.14 (U)						
9/24/2020	0.684 (U)			1.07 (U)					
9/25/2020					1.68 (U)				
10/7/2020						1.58			
2/9/2021					1.52				
2/10/2021		3.65	2.46	0.546 (U)		0.466 (U)			
2/11/2021	0.678 (U)								
3/1/2021	0.412 (U)								
3/3/2021		3.58	2.03						
3/4/2021				0.397 (U)	1.49	0.0671 (U)			
8/19/2021	0.234 (U)	3.53							
8/25/2021					1.41				
8/27/2021			1.34						
9/1/2021				0.696 (U)					
9/3/2021						0.622 (U)	3.18		
11/4/2021								0.721 (U)	
2/9/2022		3.28	1.91						
2/10/2022	0.268 (U)			1.25 (U)	0.81 (U)				0.964 (U)
2/11/2022						0.395 (U)	0.815 (U)	1.52	
8/31/2022	0.506 (U)	2.12	1.33	0.326 (U)					
9/1/2022					0.463 (U)	0.189 (U)	2.54	0.225 (U)	0.389 (U)

Time Series

Constituent: Fluoride (mg/L) Analysis Run 10/6/2022 10:46 AM

Plant Yates Client: Southern Company Data: Plant Yates AMA-R6

	YAMW-1	YAMW-2	YAMW-3	YAMW-4	YAMW-5	YGWA-17S (bg)	YGWA-18I (bg)	YGWA-18S (bg)	YGWA-20S (bg)
6/6/2016							<0.1	<0.1	
6/7/2016						<0.1			<0.1
7/27/2016						<0.1	<0.1	<0.1	<0.1
9/16/2016						<0.1		<0.1	
9/19/2016							<0.1		<0.1
11/2/2016									<0.1
11/3/2016						<0.1	<0.1	<0.1	
1/11/2017						<0.1	<0.1	<0.1	
1/13/2017									<0.1
3/1/2017							<0.1	<0.1	
3/2/2017						<0.1			
3/6/2017									<0.1
4/26/2017							<0.1	<0.1	<0.1
5/2/2017						<0.1			
6/28/2017							<0.1	<0.1	
6/29/2017						<0.1			<0.1
10/4/2017						<0.1		<0.1	<0.1
10/5/2017							<0.1		
3/28/2018						<0.1	<0.1	<0.1	
3/29/2018									<0.1
6/6/2018									<0.1
6/7/2018							<0.1		
6/11/2018						<0.1		<0.1	
9/25/2018						<0.1	<0.1	<0.1	<0.1
10/16/2018	<0.1								
3/5/2019						<0.1		<0.1	<0.1
3/6/2019							<0.1		
4/2/2019						<0.1			
4/3/2019							<0.1	<0.1	<0.1
9/25/2019						<0.1			<0.1
9/26/2019	<0.1						<0.1	<0.1	
2/11/2020						<0.1	<0.1	<0.1	
2/12/2020									<0.1
3/24/2020						<0.1	<0.1	<0.1	<0.1
3/25/2020	<0.1								
9/23/2020		<0.1		<0.1		<0.1	<0.1	<0.1	
9/24/2020	<0.1				<0.1				<0.1
2/9/2021	<0.1	<0.1		0.14	<0.1		<0.1	<0.1	<0.1
3/3/2021	<0.1	<0.1		0.14		<0.1	<0.1	<0.1	<0.1
3/4/2021					<0.1				
8/25/2021				<0.1					
8/26/2021					<0.1			<0.1	
8/27/2021						<0.1	<0.1		<0.1
9/1/2021	<0.1	<0.1							
2/9/2022						<0.1	<0.1	<0.1	<0.1
2/10/2022	<0.1	<0.1	<0.1	<0.1	<0.1				
8/30/2022						<0.1	<0.1	<0.1	
8/31/2022	<0.1								<0.1
9/1/2022		0.063 (J)	0.091 (J)	0.078 (J)	0.055 (J)				

Time Series

Constituent: Fluoride (mg/L) Analysis Run 10/6/2022 10:46 AM

Plant Yates Client: Southern Company Data: Plant Yates AMA-R6

	YGWA-21I (bg)	YGWA-39 (bg)	YGWA-40 (bg)	YGWA-4I (bg)	YGWA-5D (bg)	YGWA-5I (bg)	YGWC-23S	YGWC-38	YGWC-41
6/2/2016				<0.1	0.11 (J)	<0.1			
6/7/2016	<0.1						<0.1		
7/26/2016				<0.1	0.05 (J)	<0.1			
7/28/2016	0.02 (J)						0.03 (J)		
9/14/2016				<0.1	0.04 (J)	<0.1			
9/19/2016	0.02 (J)								
9/20/2016							<0.1		
11/2/2016				<0.1	<0.1				
11/3/2016	<0.1								
11/4/2016						<0.1			
11/8/2016							<0.1		
1/12/2017					0.04 (J)	<0.1			
1/13/2017	<0.1			<0.1					
1/16/2017							<0.1		
3/6/2017	<0.1			<0.1					
3/7/2017					<0.1	<0.1			
3/9/2017							<0.1		
4/26/2017	0.04 (J)								
5/1/2017				<0.1	<0.1				
5/2/2017						<0.1	<0.1		
6/27/2017					<0.1	<0.1			
6/29/2017	<0.1			<0.1					
7/10/2017							<0.1		
10/3/2017	<0.1				<0.1	<0.1			
10/5/2017				<0.1					
10/11/2017		<0.1					<0.1		
10/12/2017			<0.1					<0.1	<0.1
11/20/2017		<0.1	<0.1					0.2 (J)	
11/21/2017									<0.1
1/10/2018			<0.1						
1/11/2018		<0.1							<0.1
1/12/2018								0.21 (J)	
2/19/2018			<0.1						<0.1
2/20/2018		0.23						<0.1	
3/29/2018	<0.1			<0.1	<0.1	<0.1			
3/30/2018							<0.1		
4/3/2018		<0.1	<0.1					0.41	<0.1
6/5/2018	0.13 (J)								
6/6/2018					0.15 (J)				
6/7/2018				<0.1		<0.1			
6/12/2018							<0.1		
6/27/2018									<0.1
6/28/2018		<0.1	<0.1					0.43	
8/7/2018		0.048 (J)	<0.1					<0.1	0.11 (J)
9/24/2018		<0.1	<0.1					0.034 (J)	<0.1
9/25/2018	0 (J)								
9/26/2018				<0.1	<0.1	<0.1			
9/27/2018							<0.1		
3/4/2019				<0.1	0.19 (J)	<0.1			
3/5/2019	0.32								
3/6/2019							<0.1		
3/26/2019			<0.1						

Time Series

Constituent: Fluoride (mg/L) Analysis Run 10/6/2022 10:46 AM

Plant Yates Client: Southern Company Data: Plant Yates AMA-R6

	YGWA-21I (bg)	YGWA-39 (bg)	YGWA-40 (bg)	YGWA-4I (bg)	YGWA-5D (bg)	YGWA-5I (bg)	YGWC-23S	YGWC-38	YGWC-41
3/27/2019		<0.1						0.24 (J)	
3/28/2019									0.1 (J)
4/2/2019	0.12 (J)								
4/3/2019				<0.1	0.047 (J)	<0.1			
4/4/2019							0.049 (J)		
8/21/2019		<0.1	<0.1						
8/22/2019								<0.1	<0.1
9/24/2019	0.15 (J)				0.05 (J)	<0.1			
9/25/2019				<0.1					
9/27/2019							0.12 (J)		
10/9/2019		<0.1	<0.1					<0.1	<0.1
2/12/2020	0.1 (J)	<0.1	<0.1	<0.1	<0.1	<0.1			
3/24/2020	0.081 (J)		<0.1		<0.1	<0.1			
3/25/2020		<0.1		<0.1				<0.1	<0.1
3/26/2020							<0.1		
9/22/2020				<0.1	0.056 (J)	<0.1			
9/24/2020	0.079 (J)	<0.1	<0.1				<0.1		
9/25/2020								<0.1	<0.1
2/8/2021					0.055 (J)	<0.1			
2/9/2021	0.092 (J)			<0.1			<0.1	<0.1	
2/10/2021		<0.1	<0.1						<0.1
3/2/2021					<0.1	<0.1			
3/3/2021				<0.1					
3/4/2021	0.091 (J)	<0.1	<0.1				<0.1	<0.1	<0.1
8/25/2021							<0.1		
8/26/2021		0.063 (J)		<0.1	0.061 (J)	<0.1		<0.1	<0.1
9/1/2021	0.11								
9/3/2021			<0.1						
2/8/2022		0.052 (J)	<0.1						<0.1
2/9/2022	0.1								
2/10/2022					0.055 (J)	<0.1	<0.1	<0.1	
2/11/2022				<0.1					
8/30/2022	0.1				0.085 (J)	<0.1			
8/31/2022		0.065 (J)	0.05 (J)	0.061 (J)					
9/1/2022							0.057 (J)	<0.1	<0.1

Time Series

Constituent: Fluoride (mg/L) Analysis Run 10/6/2022 10:46 AM

Plant Yates Client: Southern Company Data: Plant Yates AMA-R6

	YGWC-42	YGWC-43	YGWC-49	YGWA-47 (bg)	GWA-2 (bg)	YGWA-14S (bg)	YGWA-1D (bg)	YGWA-1I (bg)	YGWA-2I (bg)
6/1/2016							0.12 (J)	<0.1	
6/2/2016						<0.1			
7/25/2016								0.06 (J)	
7/26/2016						0.02 (J)	0.08 (J)		
8/30/2016	0.02 (J)			0.09 (J)					
8/31/2016		0.12 (J)			0.14 (J)				
9/1/2016			0.09 (J)						
9/13/2016							0.11 (J)	<0.1	
9/14/2016									0.08 (J)
9/15/2016						<0.1			
11/1/2016							<0.1		
11/2/2016						<0.1			
11/4/2016								<0.1	<0.1
11/14/2016				0.18 (J)					
11/15/2016			0.16 (J)						
11/16/2016	0.07 (J)	0.2 (J)							
11/28/2016					0.12 (J)				
12/15/2016									0.06 (J)
1/10/2017						<0.1			
1/11/2017							0.05 (J)		
1/16/2017								<0.1	0.1 (J)
2/22/2017					0.09 (J)				
2/24/2017		0.21 (J)		0.05 (J)					
2/27/2017	0.06 (J)		0.06 (J)						
3/2/2017							<0.1	<0.1	
3/3/2017									<0.1
3/8/2017						<0.1			
4/26/2017						<0.1			
4/27/2017							0.04 (J)	0.01 (J)	
4/28/2017									0.06 (J)
5/8/2017				0.03 (J)	0.05 (J)				
5/9/2017			0.05 (J)						
5/10/2017	<0.1	0.04 (J)							
5/26/2017									0.09 (J)
6/27/2017							<0.1	<0.1	
6/28/2017									0.11 (J)
6/30/2017						<0.1			
7/11/2017	<0.1	0.2 (J)		0.07 (J)					
7/13/2017			<0.1						
7/17/2017					0.14 (J)				
10/3/2017							<0.1	<0.1	<0.1
10/5/2017						<0.1			
10/10/2017				<0.1					
10/11/2017			0.14 (J)						
10/12/2017	<0.1	0.1 (J)							
10/16/2017					0.12 (J)				
2/19/2018					0.17				
3/27/2018						<0.1		<0.1	
3/28/2018									0.31
3/29/2018							<0.1		
4/2/2018				<0.1					
4/4/2018	<0.1	<0.1	<0.1						

Time Series

Constituent: Fluoride (mg/L) Analysis Run 10/6/2022 10:46 AM

Plant Yates Client: Southern Company Data: Plant Yates AMA-R6

	YGWC-42	YGWC-43	YGWC-49	YGWA-47 (bg)	GWA-2 (bg)	YGWA-14S (bg)	YGWA-1D (bg)	YGWA-1I (bg)	YGWA-2I (bg)
6/5/2018							0.055 (J)		
6/6/2018								<0.1	
6/7/2018									0.11 (J)
6/8/2018						<0.1			
8/6/2018					0.087 (J)				
9/19/2018				<0.1					
9/20/2018	0.041 (J)	<0.1	<0.1						
10/1/2018						<0.1	<0.1	<0.1	<0.1
2/25/2019					0.14 (J)				
2/26/2019						<0.1			
2/27/2019							0.052 (J)	<0.1	0.12 (J)
3/27/2019	<0.1			0.081 (J)					
3/28/2019		0.078 (J)	<0.1				0.036 (J)	<0.1	
3/29/2019						<0.1			0.13 (J)
6/12/2019					0.12 (J)				
8/19/2019					<0.1				
8/20/2019				<0.1					
8/21/2019		0.062 (J)							
8/22/2019	<0.1								
9/24/2019							0.063 (J)	<0.1	0.081 (J)
9/25/2019						<0.1			
9/26/2019			0.09 (J)						
10/8/2019				0.034 (J)	0.052 (J)				
10/9/2019	<0.1	<0.1							
2/10/2020							0.061 (J)	<0.1	
2/11/2020									0.075 (J)
2/12/2020						<0.1			
3/17/2020				<0.1	0.053 (J)				
3/18/2020						<0.1		<0.1	
3/19/2020							0.064 (J)		0.093 (J)
3/25/2020	<0.1	0.073 (J)	<0.1						
8/26/2020					0.068 (J)				
8/27/2020				<0.1					
9/22/2020				<0.1	0.058 (J)				
9/23/2020							0.058 (J)	<0.1	0.08 (J)
9/24/2020	<0.1		<0.1						
9/25/2020		<0.1				<0.1			
2/9/2021		0.058 (J)	<0.1						
2/10/2021	<0.1					<0.1			0.094 (J)
2/12/2021							0.068 (J)	<0.1	
3/1/2021				<0.1					
3/2/2021					0.073 (J)	<0.1			
3/3/2021							0.078 (J)	<0.1	0.085 (J)
3/4/2021	<0.1	0.063 (J)	<0.1						
8/19/2021				<0.1		<0.1	0.074 (J)	<0.1	
8/20/2021					0.06 (J)				
8/25/2021	<0.1								
8/27/2021									0.12
9/1/2021			<0.1						
9/27/2021		0.1							
2/8/2022		0.066 (J)	<0.1	<0.1	0.064 (J)				
2/9/2022							0.057 (J)	<0.1	0.094 (J)

Time Series

Constituent: Fluoride (mg/L) Analysis Run 10/6/2022 10:46 AM

Plant Yates Client: Southern Company Data: Plant Yates AMA-R6

	YGWC-42	YGWC-43	YGWC-49	YGWA-47 (bg)	GWA-2 (bg)	YGWA-14S (bg)	YGWA-1D (bg)	YGWA-1I (bg)	YGWA-2I (bg)
2/10/2022	<0.1					<0.1			
8/30/2022					0.086 (J)		0.093 (J)		0.12
8/31/2022			<0.1	0.065 (J)		0.053 (J)		0.065 (J)	
9/1/2022	0.053 (J)	0.091 (J)							

Time Series

Constituent: Fluoride (mg/L) Analysis Run 10/6/2022 10:46 AM

Plant Yates Client: Southern Company Data: Plant Yates AMA-R6

	YGWA-30I (bg)	YGWA-3D (bg)	YGWA-3I (bg)	PZ-35	PZ-37	YGWC-36A	PZ-37D	PZ-52D	PZ-51
6/1/2016			0.15 (J)						
6/2/2016	<0.1	0.62							
7/25/2016	0.06 (J)		0.14 (J)						
7/26/2016		0.49							
9/2/2016						0.05 (J)			
9/14/2016			0.18 (J)						
9/15/2016		0.54							
9/19/2016	<0.1								
11/1/2016	<0.1	0.68	<0.1						
11/14/2016						0.18 (J)			
1/11/2017		0.49	0.09 (J)						
1/16/2017	<0.1								
2/21/2017	<0.1								
2/28/2017						0.09 (J)			
3/1/2017			<0.1						
3/2/2017		0.48							
4/26/2017	<0.1	0.48	0.08 (J)						
5/9/2017						0.009 (J)			
6/28/2017		0.47	0.12 (J)						
6/30/2017	<0.1								
7/13/2017						<0.1			
9/22/2017						0.09 (J)			
9/29/2017						<0.1			
10/4/2017	<0.1	<0.1	<0.1						
10/6/2017						<0.1			
10/11/2017						<0.1			
10/12/2017					<0.1				
11/21/2017					0.26 (J)				
1/11/2018					<0.1				
2/20/2018					0.45				
3/27/2018	<0.1								
3/28/2018		0.56	<0.1						
3/30/2018						<0.1			
4/3/2018					0.31				
6/7/2018		0.48							
6/8/2018			0.2 (J)						
6/11/2018	<0.1								
6/13/2018						<0.1			
6/29/2018					<0.1				
8/6/2018					0.23 (J)				
9/24/2018					<0.1				
9/26/2018						<0.1			
10/1/2018		0.44	<0.1						
10/2/2018	<0.1								
10/16/2018				<0.1					
2/26/2019	<0.1								
2/27/2019		0.53	0.13 (J)						
3/6/2019						<0.1			
4/1/2019	<0.1	0.45	0.1 (J)						
4/4/2019						0.043 (J)			
9/25/2019	<0.1	0.46	0.1 (J)						
9/26/2019				<0.1		0.094 (J)			

Time Series

Constituent: Fluoride (mg/L) Analysis Run 10/6/2022 10:46 AM

Plant Yates Client: Southern Company Data: Plant Yates AMA-R6

	YGWA-30I (bg)	YGWA-3D (bg)	YGWA-3I (bg)	PZ-35	PZ-37	YGWC-36A	PZ-37D	PZ-52D	PZ-51
2/11/2020			0.094 (J)						
2/12/2020	<0.1	0.4							
3/19/2020	<0.1	0.51	0.11 (J)						
3/25/2020				<0.1		<0.1			
9/23/2020		0.47	0.098 (J)						
9/24/2020	<0.1			<0.1					
9/25/2020					<0.1				
10/7/2020						<0.1			
2/9/2021					<0.1				
2/10/2021		0.43	<0.1	<0.1		<0.1			
2/11/2021	<0.1								
3/1/2021	<0.1								
3/3/2021		0.44	0.1						
3/4/2021				<0.1	<0.1	<0.1			
8/19/2021	<0.1	0.47							
8/25/2021					<0.1				
8/27/2021			0.12						
9/1/2021				<0.1					
9/3/2021						<0.1	0.15		
2/9/2022		0.43	0.097 (J)						
2/10/2022				<0.1	<0.1				0.1
2/11/2022	<0.1					<0.1	0.17	0.1	
8/31/2022	0.06 (J)	0.42	0.13	<0.1					
9/1/2022					<0.1	<0.1	0.35	0.11	0.13

Time Series

Constituent: Lead (mg/L) Analysis Run 10/6/2022 10:46 AM

Plant Yates Client: Southern Company Data: Plant Yates AMA-R6

	YAMW-1	YAMW-2	YAMW-3	YAMW-4	YAMW-5	YGWA-17S (bg)	YGWA-18I (bg)	YGWA-18S (bg)	YGWA-20S (bg)
6/6/2016							<0.001	<0.001	
6/7/2016						<0.001			<0.001
7/27/2016						<0.001	<0.001	<0.001	<0.001
9/16/2016						<0.001		<0.001	
9/19/2016							<0.001		<0.001
11/2/2016									0.0013 (J)
11/3/2016						<0.001	<0.001	<0.001	
1/11/2017						<0.001	<0.001	<0.001	
1/13/2017									<0.001
3/1/2017							<0.001	<0.001	
3/2/2017						8E-05 (J)			
3/6/2017									<0.001
4/26/2017							<0.001	<0.001	<0.001
5/2/2017						<0.001			
6/28/2017							<0.001	0.0001 (J)	
6/29/2017						8E-05 (J)			<0.001
3/28/2018						<0.001	<0.001	<0.001	
3/29/2018									<0.001
3/5/2019						<0.001		<0.001	<0.001
3/6/2019							<0.001		
4/2/2019						<0.001			
4/3/2019							<0.001	<0.001	<0.001
9/25/2019						<0.001			<0.001
9/26/2019	<0.001						<0.001	<0.001	
2/11/2020						<0.001	<0.001	<0.001	
2/12/2020									<0.001
3/24/2020						6.4E-05 (J)	7.1E-05 (J)	5.4E-05 (J)	0.00011 (J)
3/25/2020	<0.001								
9/23/2020		<0.001		0.00028 (J)		4.1E-05 (J)	6E-05 (J)	9.7E-05 (J)	
9/24/2020	<0.001				0.00011 (J)				9.2E-05 (J)
2/9/2021	0.00019 (J)	0.00011 (J)		0.00054 (J)	7.3E-05 (J)		5E-05 (J)	9.4E-05 (J)	6.3E-05 (J)
3/3/2021	<0.001	8E-05 (J)		9.6E-05 (J)		<0.001	<0.001	7.6E-05 (J)	4.5E-05 (J)
3/4/2021					4.1E-05 (J)				
8/25/2021				<0.001					
8/26/2021					<0.001			<0.001	
8/27/2021						<0.001	<0.001		<0.001
9/1/2021	<0.001	<0.001							
2/9/2022						<0.001	<0.001	<0.001	<0.001
2/10/2022	<0.001	<0.001	<0.001	<0.001	<0.001				
8/30/2022						<0.001	<0.001	<0.001	
8/31/2022	<0.001								<0.001
9/1/2022		<0.001	<0.001	<0.001	<0.001				

Time Series

Constituent: Lead (mg/L) Analysis Run 10/6/2022 10:46 AM

Plant Yates Client: Southern Company Data: Plant Yates AMA-R6

	YGWA-21I (bg)	YGWA-39 (bg)	YGWA-40 (bg)	YGWA-4I (bg)	YGWA-5D (bg)	YGWA-5I (bg)	YGWC-23S	YGWC-38	YGWC-41
6/2/2016				<0.001	<0.001	<0.001			
6/7/2016	<0.001						0.00044 (J)		
7/26/2016				<0.001	<0.001	<0.001			
7/28/2016	<0.001						<0.001		
9/14/2016				<0.001	<0.001	<0.001			
9/19/2016	<0.001								
9/20/2016							<0.001		
11/2/2016				<0.001	<0.001				
11/3/2016	<0.001								
11/4/2016						<0.001			
11/8/2016							<0.001		
1/12/2017					<0.001	<0.001			
1/13/2017	<0.001			<0.001					
1/16/2017							<0.001		
3/6/2017	<0.001			<0.001					
3/7/2017					0.0001 (J)	7E-05 (J)			
3/9/2017							<0.001		
4/26/2017	<0.001								
5/1/2017				<0.001	<0.001				
5/2/2017						<0.001	<0.001		
6/27/2017					<0.001	<0.001			
6/29/2017	<0.001			<0.001					
7/10/2017							<0.001		
10/11/2017		0.0001 (J)							
10/12/2017			9E-05 (J)					0.0001 (J)	<0.001
11/20/2017		<0.001	<0.001					0.0001 (J)	
11/21/2017									<0.001
1/10/2018			<0.001						
1/11/2018		0.0002 (J)							7E-05 (J)
1/12/2018								0.0001 (J)	
2/19/2018			<0.001						<0.001
2/20/2018		<0.001						<0.001	
3/29/2018	<0.001			<0.001	<0.001	<0.001			
3/30/2018							<0.001		
4/3/2018		<0.001	<0.001					<0.001	<0.001
6/27/2018									0.0011 (J)
6/28/2018		<0.001	<0.001					<0.001	
8/7/2018		<0.001	<0.001					<0.001	<0.001
9/24/2018		<0.001	<0.001					<0.001	<0.001
3/4/2019				<0.001	<0.001	<0.001			
3/5/2019	<0.001								
3/6/2019							<0.001		
4/2/2019	<0.001								
4/3/2019				<0.001	<0.001	<0.001			
4/4/2019							<0.001		
8/21/2019		<0.001	<0.001						
8/22/2019								<0.001	6.7E-05 (J)
9/24/2019	<0.001				<0.001	9E-05 (J)			
9/25/2019				<0.001					
9/27/2019							0.00013 (J)		
10/9/2019		<0.001	<0.001					<0.001	0.00012 (J)
2/12/2020	<0.001	<0.001	<0.001	<0.001	<0.001	<0.001			

Time Series

Constituent: Lead (mg/L) Analysis Run 10/6/2022 10:46 AM

Plant Yates Client: Southern Company Data: Plant Yates AMA-R6

	YGWA-21I (bg)	YGWA-39 (bg)	YGWA-40 (bg)	YGWA-4I (bg)	YGWA-5D (bg)	YGWA-5I (bg)	YGWC-23S	YGWC-38	YGWC-41
3/24/2020	<0.001		<0.001		5.4E-05 (J)	6.8E-05 (J)			
3/25/2020		5.1E-05 (J)		<0.001				<0.001	<0.001
3/26/2020							<0.001		
9/22/2020				<0.001	4.5E-05 (J)	4.2E-05 (J)			
9/24/2020	4.6E-05 (J)	<0.001	3.8E-05 (J)				4.6E-05 (J)		
9/25/2020								<0.001	<0.001
2/8/2021					0.00013 (J)	3.7E-05 (J)			
2/9/2021	<0.001			<0.001			<0.001	<0.001	
2/10/2021		<0.001	<0.001						0.0002 (J)
3/2/2021					5.1E-05 (J)	9.2E-05 (J)			
3/3/2021				<0.001					
3/4/2021	<0.001	<0.001	<0.001				0.00021 (J)	<0.001	<0.001
8/25/2021							<0.001		
8/26/2021		<0.001		<0.001	<0.001	<0.001		<0.001	<0.001
9/1/2021	<0.001								
9/3/2021			<0.001						
2/8/2022		<0.001	<0.001						<0.001
2/9/2022	<0.001								
2/10/2022					<0.001	<0.001	<0.001	<0.001	
2/11/2022				<0.001					
8/30/2022	<0.001				<0.001	<0.001			
8/31/2022		<0.001	<0.001	<0.001					
9/1/2022							<0.001	<0.001	<0.001

Time Series

Constituent: Lead (mg/L) Analysis Run 10/6/2022 10:46 AM

Plant Yates Client: Southern Company Data: Plant Yates AMA-R6

	YGWC-42	YGWC-43	YGWC-49	YGWA-47 (bg)	GWA-2 (bg)	YGWA-14S (bg)	YGWA-1D (bg)	YGWA-1I (bg)	YGWA-2I (bg)
5/1/2007					<0.001				
9/11/2007					<0.001				
3/20/2008					<0.001				
8/27/2008					<0.001				
3/3/2009					<0.001				
11/18/2009					<0.001				
3/3/2010					<0.001				
9/8/2010					<0.001				
3/10/2011					<0.001				
9/8/2011					<0.001				
3/5/2012					<0.001				
9/10/2012					<0.001				
2/6/2013					<0.001				
8/12/2013					<0.001				
2/5/2014					<0.001				
8/5/2014					<0.001				
2/4/2015					<0.001				
8/3/2015					<0.001				
2/16/2016					<0.001				
6/1/2016							0.00056 (J)	<0.001	
6/2/2016						<0.001			
7/25/2016								<0.001	
7/26/2016						<0.001	<0.001		
8/30/2016	<0.001			<0.001					
8/31/2016		<0.001			<0.001				
9/1/2016			<0.001						
9/13/2016							0.0001 (J)	<0.001	
9/14/2016									<0.001
9/15/2016						<0.001			
11/1/2016							<0.001		
11/2/2016						<0.001			
11/4/2016								<0.001	<0.001
11/14/2016				<0.001					
11/15/2016			<0.001						
11/16/2016	0.0002 (J)	<0.001							
11/28/2016					<0.001				
12/15/2016									<0.001
1/10/2017						<0.001			
1/11/2017							<0.001		
1/16/2017								<0.001	<0.001
2/22/2017					<0.001				
2/24/2017		<0.001		<0.001					
2/27/2017	<0.001		<0.001						
3/2/2017							0.0001 (J)	<0.001	
3/3/2017									<0.001
3/8/2017						0.0001 (J)			
4/26/2017						<0.001			
4/27/2017							<0.001	<0.001	
4/28/2017									<0.001
5/8/2017				<0.001	<0.001				
5/9/2017			<0.001						
5/10/2017	9E-05 (J)	8E-05 (J)							

Time Series

Constituent: Lead (mg/L) Analysis Run 10/6/2022 10:46 AM

Plant Yates Client: Southern Company Data: Plant Yates AMA-R6

	YGWC-42	YGWC-43	YGWC-49	YGWA-47 (bg)	GWA-2 (bg)	YGWA-14S (bg)	YGWA-1D (bg)	YGWA-1I (bg)	YGWA-2I (bg)
5/26/2017									<0.001
6/27/2017							<0.001	<0.001	
6/28/2017									<0.001
6/30/2017						<0.001			
7/11/2017	<0.001	<0.001		<0.001					
7/13/2017			<0.001						
7/17/2017					<0.001				
10/10/2017				<0.001					
10/11/2017			<0.001						
10/12/2017	<0.001	<0.001							
10/16/2017					<0.001				
2/19/2018					<0.001				
3/27/2018						<0.001		<0.001	
3/28/2018									<0.001
3/29/2018							<0.001		
4/2/2018				<0.001					
4/4/2018	<0.001	<0.001	<0.001						
8/6/2018					<0.001				
9/19/2018				<0.001					
9/20/2018	<0.001	<0.001	<0.001						
2/25/2019					<0.001				
2/26/2019						<0.001			
2/27/2019							<0.001	<0.001	<0.001
6/12/2019					<0.001				
8/19/2019					<0.001				
8/20/2019				<0.001					
8/21/2019		<0.001							
8/22/2019	<0.001								
9/26/2019			<0.001						
10/8/2019					<0.001				
10/9/2019	<0.001	<0.001							
2/10/2020							4.9E-05 (J)	<0.001	
2/11/2020									<0.001
2/12/2020						<0.001			
3/17/2020					<0.001				
3/18/2020						<0.001		<0.001	
3/19/2020							0.00012 (J)		<0.001
3/25/2020	4.7E-05 (J)	7.5E-05 (J)	5.9E-05 (J)						
8/26/2020					<0.001				
8/27/2020				<0.001					
9/22/2020				<0.001	0.0001 (J)				
9/23/2020							<0.001	0.00021 (J)	0.0011 (J)
9/24/2020	<0.001		<0.001						
9/25/2020		<0.001				<0.001			
2/9/2021		<0.001	<0.001						
2/10/2021	5.4E-05 (J)					4.8E-05 (J)			0.00015 (J)
2/12/2021							4.4E-05 (J)	0.00038 (J)	
3/1/2021				<0.001					
3/2/2021					<0.001	<0.001			
3/3/2021							5.6E-05 (J)	<0.001	<0.001
3/4/2021	<0.001	<0.001	<0.001						
8/19/2021				<0.001		<0.001	<0.001	<0.001	

Time Series

Constituent: Lead (mg/L) Analysis Run 10/6/2022 10:46 AM

Plant Yates Client: Southern Company Data: Plant Yates AMA-R6

	YGWC-42	YGWC-43	YGWC-49	YGWA-47 (bg)	GWA-2 (bg)	YGWA-14S (bg)	YGWA-1D (bg)	YGWA-1I (bg)	YGWA-2I (bg)
8/20/2021					<0.001				
8/25/2021	<0.001								
8/27/2021									<0.001
9/1/2021			<0.001						
9/27/2021		<0.001							
2/8/2022		<0.001	<0.001	<0.001	<0.001				
2/9/2022							<0.001	<0.001	<0.001
2/10/2022	<0.001					<0.001			
8/30/2022					<0.001		<0.001		<0.001
8/31/2022			<0.001	<0.001		<0.001		<0.001	
9/1/2022	<0.001	<0.001							

Time Series

Constituent: Lead (mg/L) Analysis Run 10/6/2022 10:46 AM

Plant Yates Client: Southern Company Data: Plant Yates AMA-R6

	YGWA-30I (bg)	YGWA-3D (bg)	YGWA-3I (bg)	PZ-35	PZ-37	YGWC-36A	PZ-37D	PZ-52D	PZ-51
6/1/2016			<0.001						
6/2/2016	<0.001	0.00056 (J)							
7/25/2016	<0.001		<0.001						
7/26/2016		0.0001 (J)							
9/2/2016						0.0017 (J)			
9/14/2016			<0.001						
9/15/2016		0.0002 (J)							
9/19/2016	<0.001								
11/1/2016	<0.001	<0.001	<0.001						
11/14/2016						0.0002 (J)			
1/11/2017		<0.001	<0.001						
1/16/2017	<0.001								
2/21/2017	<0.001								
2/28/2017						0.0003 (J)			
3/1/2017			<0.001						
3/2/2017		0.0002 (J)							
4/26/2017	<0.001	<0.001	<0.001						
5/9/2017						0.0004 (J)			
6/28/2017		<0.001	<0.001						
6/30/2017	<0.001								
7/13/2017						0.0004 (J)			
9/22/2017						0.0003 (J)			
9/29/2017						0.0002 (J)			
10/6/2017						0.0002 (J)			
10/12/2017					0.0002 (J)				
11/21/2017					0.0002 (J)				
1/11/2018					0.0001 (J)				
2/20/2018					<0.001				
3/27/2018	<0.001								
3/28/2018		<0.001	<0.001						
3/30/2018						<0.001			
4/3/2018					<0.001				
6/29/2018					<0.001				
8/6/2018					<0.001				
9/24/2018					<0.001				
2/26/2019	<0.001								
2/27/2019		<0.001	<0.001						
3/6/2019						<0.001			
4/4/2019						0.00037 (J)			
9/26/2019				<0.001		0.00023 (J)			
2/11/2020			<0.001						
2/12/2020	<0.001	<0.001							
3/19/2020	<0.001	0.00017 (J)	<0.001						
3/25/2020				<0.001		0.0001 (J)			
9/23/2020		<0.001	0.00015 (J)						
9/24/2020	<0.001			<0.001					
9/25/2020					8.5E-05 (J)				
10/7/2020						0.00077 (J)			
2/9/2021					8.8E-05 (J)				
2/10/2021		<0.001	<0.001	8.7E-05 (J)		0.00051 (J)			
2/11/2021	4.6E-05 (J)								
3/1/2021	<0.001								

Time Series

Constituent: Lead (mg/L) Analysis Run 10/6/2022 10:46 AM

Plant Yates Client: Southern Company Data: Plant Yates AMA-R6

	YGWA-30I (bg)	YGWA-3D (bg)	YGWA-3I (bg)	PZ-35	PZ-37	YGWC-36A	PZ-37D	PZ-52D	PZ-51
3/3/2021		<0.001	<0.001						
3/4/2021				0.00015 (J)	<0.001	0.00025 (J)			
8/19/2021	<0.001	<0.001							
8/25/2021					<0.001				
8/27/2021			<0.001						
9/1/2021				<0.001					
9/3/2021						<0.001	<0.001		
2/9/2022		<0.001	<0.001						
2/10/2022				<0.001	<0.001				<0.001
2/11/2022	<0.001					<0.001	<0.001	0.0031	
8/31/2022	<0.001	<0.001	<0.001	<0.001					
9/1/2022					<0.001	<0.001	<0.001	<0.001	<0.001

Time Series

Constituent: Lithium (mg/L) Analysis Run 10/6/2022 10:46 AM

Plant Yates Client: Southern Company Data: Plant Yates AMA-R6

	YAMW-1	YAMW-2	YAMW-3	YAMW-4	YAMW-5	YGWA-17S (bg)	YGWA-18I (bg)	YGWA-18S (bg)	YGWA-20S (bg)
6/6/2016							0.0088	0.015	
6/7/2016						<0.03			<0.03
7/27/2016						<0.03	0.0087 (J)	0.0049 (J)	<0.03
9/16/2016						<0.03		0.0031 (J)	
9/19/2016							0.0043 (J)		<0.03
11/2/2016									<0.03
11/3/2016						<0.03	<0.03	0.0021 (J)	
1/11/2017						0.0035 (J)	0.0052 (J)	0.0025 (J)	
1/13/2017									<0.03
3/1/2017							0.0053 (J)	0.0029 (J)	
3/2/2017						<0.03			
3/6/2017									<0.03
4/26/2017							0.0041 (J)	0.0019 (J)	<0.03
5/2/2017						<0.03			
6/28/2017							0.0039 (J)	0.0016 (J)	
6/29/2017						<0.03			<0.03
3/28/2018						<0.03	0.0041 (J)	0.0024 (J)	
3/29/2018									<0.03
6/6/2018									<0.03
6/7/2018							0.0032 (J)		
6/11/2018						<0.03		0.0014 (J)	
9/25/2018						<0.03	0.0036 (J)	0.0016 (J)	<0.03
10/16/2018	0.0052 (J)								
3/5/2019						<0.03		0.0031 (J)	<0.03
3/6/2019							0.0033 (J)		
4/2/2019						<0.03			
4/3/2019							0.0035 (J)	0.0028 (J)	<0.03
9/25/2019						<0.03			<0.03
9/26/2019	<0.03						0.0032 (J)	0.0029 (J)	
2/11/2020						<0.03	0.0033 (J)	0.005 (J)	
2/12/2020									<0.03
3/24/2020						0.0034 (J)	0.0033 (J)	0.0035 (J)	<0.03
3/25/2020	0.0011 (J)								
9/23/2020		<0.03		0.03 (J)		<0.03	0.003 (J)	0.0022 (J)	
9/24/2020	0.011 (J)				0.013 (J)				<0.03
2/9/2021	0.021 (J)	<0.03		0.018 (J)	0.016 (J)		0.0031 (J)	0.0019 (J)	<0.03
3/3/2021	0.022 (J)	<0.03		0.02 (J)		<0.03	0.0034 (J)	0.0021 (J)	<0.03
3/4/2021					0.016 (J)				
8/25/2021				0.033					
8/26/2021					0.015 (J)			0.0019 (J)	
8/27/2021						<0.03	0.0032 (J)		<0.03
9/1/2021	0.013 (J)	<0.03							
12/9/2021			0.042						
2/9/2022						<0.03	0.0032 (J)	0.0015 (J)	0.00082 (J)
2/10/2022	0.014 (J)	<0.03	0.054	0.036	0.015 (J)				
8/30/2022						<0.03	0.0036 (J)	0.0014 (J)	
8/31/2022	0.021 (J)								<0.03
9/1/2022		<0.03	0.041	0.032	0.013 (J)				

Time Series

Constituent: Lithium (mg/L) Analysis Run 10/6/2022 10:46 AM

Plant Yates Client: Southern Company Data: Plant Yates AMA-R6

	YGWA-21I (bg)	YGWA-39 (bg)	YGWA-40 (bg)	YGWA-4I (bg)	YGWA-5D (bg)	YGWA-5I (bg)	YGWC-23S	YGWC-38	YGWC-41
6/2/2016				0.013	0.0049 (J)	<0.03			
6/7/2016	0.0055						<0.03		
7/26/2016				0.0123 (J)	0.0063 (J)	0.0027 (J)			
7/28/2016	0.0045 (J)						0.0019 (J)		
9/14/2016				0.0137 (J)	0.0058 (J)	0.0029 (J)			
9/19/2016	0.0054 (J)								
9/20/2016							0.0021 (J)		
11/2/2016				0.0136 (J)	0.0053 (J)				
11/3/2016	<0.03								
11/4/2016						<0.03			
11/8/2016							0.0024 (J)		
1/12/2017					0.0054 (J)	0.0032 (J)			
1/13/2017	0.0062 (J)			0.0121 (J)					
1/16/2017							0.0022 (J)		
3/6/2017	0.0059 (J)			0.0143 (J)					
3/7/2017					0.0056 (J)	0.0035 (J)			
3/9/2017							0.0025 (J)		
4/26/2017	0.0054 (J)								
5/1/2017				0.0132 (J)	0.0031 (J)				
5/2/2017						0.0031 (J)	0.0019 (J)		
6/27/2017					0.0018 (J)	0.0029 (J)			
6/29/2017	0.0047 (J)			0.0145 (J)					
7/10/2017							0.0018 (J)		
10/11/2017		0.0018 (J)							
10/12/2017			<0.03					0.0095 (J)	0.004 (J)
11/20/2017		0.0018 (J)	<0.03					0.0083 (J)	
11/21/2017									0.0043 (J)
1/10/2018			<0.03						
1/11/2018		0.0019 (J)							0.0044 (J)
1/12/2018								0.0089 (J)	
2/19/2018			<0.03						<0.03
2/20/2018		<0.03						0.0082 (J)	
3/29/2018	0.0062 (J)			0.014 (J)	0.0058 (J)	0.0034 (J)			
3/30/2018							0.0039 (J)		
4/3/2018		0.0022 (J)	<0.03					0.0097 (J)	0.0047 (J)
6/5/2018	0.0061 (J)								
6/6/2018					0.0068 (J)				
6/7/2018				0.013 (J)		0.0032 (J)			
6/12/2018							0.0017 (J)		
6/27/2018									0.0042 (J)
6/28/2018		0.0026 (J)	<0.03					0.0093 (J)	
8/7/2018		0.0024 (J)	<0.03					0.0092 (J)	0.0038 (J)
9/24/2018		0.0022 (J)	<0.03					0.0083 (J)	0.0037 (J)
9/25/2018	0.0062 (J)								
9/26/2018				0.014 (J)	0.0065 (J)	0.0032 (J)			
9/27/2018							0.0017 (J)		
3/4/2019				0.015 (J)	0.0065 (J)	0.0032 (J)			
3/5/2019	0.0053 (J)								
3/6/2019							0.0025 (J)		
4/2/2019	0.0051 (J)								
4/3/2019				0.014 (J)	0.007 (J)	0.0035 (J)			
4/4/2019							0.0018 (J)		

Time Series

Constituent: Lithium (mg/L) Analysis Run 10/6/2022 10:46 AM

Plant Yates Client: Southern Company Data: Plant Yates AMA-R6

	YGWA-21I (bg)	YGWA-39 (bg)	YGWA-40 (bg)	YGWA-4I (bg)	YGWA-5D (bg)	YGWA-5I (bg)	YGWC-23S	YGWC-38	YGWC-41
8/21/2019		0.0035 (J)	<0.03						
8/22/2019								0.0082 (J)	0.0035 (J)
9/24/2019	0.0068 (J)				0.0065 (J)	0.0031 (J)			
9/25/2019				0.014 (J)					
9/27/2019							0.0017 (J)		
10/9/2019		0.0036 (J)	<0.03					0.0081 (J)	0.0032 (J)
2/12/2020	0.0065 (J)	0.0041 (J)	<0.03	0.011 (J)	0.0066 (J)	0.0032 (J)			
3/24/2020	0.0064 (J)		<0.03		0.0064 (J)	0.0033 (J)			
3/25/2020		0.0049 (J)		0.014 (J)				0.0081 (J)	0.0029 (J)
3/26/2020							0.0021 (J)		
9/22/2020				0.013 (J)	0.0066 (J)	0.0034 (J)			
9/24/2020	0.0069 (J)	0.0054 (J)	<0.03				0.0035 (J)		
9/25/2020								0.0069 (J)	0.0025 (J)
2/8/2021					0.0063 (J)	0.0032 (J)			
2/9/2021	0.006 (J)			0.011 (J)			0.0026 (J)	0.0067 (J)	
2/10/2021		0.0071 (J)	<0.03						0.0021 (J)
3/2/2021					0.0018 (J)	0.0031 (J)			
3/3/2021				0.012 (J)					
3/4/2021	0.0062 (J)	0.0084 (J)	<0.03				0.0026 (J)	0.0067 (J)	0.0021 (J)
8/25/2021							0.0026 (J)		
8/26/2021		0.0082 (J)		0.0094 (J)	0.0075 (J)	0.0032 (J)		0.007 (J)	0.0021 (J)
9/1/2021	0.0057 (J)								
9/3/2021			<0.03						
2/8/2022		0.008 (J)	0.00076 (J)						0.0023 (J)
2/9/2022	0.0061 (J)								
2/10/2022					0.0076 (J)	0.0036 (J)	0.0029 (J)	0.0068 (J)	
2/11/2022				0.012 (J)					
8/30/2022	0.0079 (J)				0.0068 (J)	0.0035 (J)			
8/31/2022		0.0065 (J)	<0.03	0.013 (J)					
9/1/2022							0.0025 (J)	0.006 (J)	0.0019 (J)

Time Series

Constituent: Lithium (mg/L) Analysis Run 10/6/2022 10:46 AM

Plant Yates Client: Southern Company Data: Plant Yates AMA-R6

	YGWC-42	YGWC-43	YGWC-49	YGWA-47 (bg)	GWA-2 (bg)	YGWA-14S (bg)	YGWA-1D (bg)	YGWA-1I (bg)	YGWA-2I (bg)
6/1/2016							0.015	<0.03	
6/2/2016						<0.03			
7/25/2016								0.002 (J)	
7/26/2016						<0.03	0.0135 (J)		
8/30/2016	0.0257 (J)			0.0061 (J)					
8/31/2016		0.006 (J)			<0.03				
9/1/2016			0.0034 (J)						
9/13/2016							0.0112 (J)	<0.03	
9/14/2016									0.004 (J)
9/15/2016						<0.03			
11/1/2016							0.0163 (J)		
11/2/2016						<0.03			
11/4/2016								<0.03	<0.03
11/14/2016				0.0064 (J)					
11/15/2016			0.0044 (J)						
11/16/2016	0.0221 (J)	0.0095 (J)							
11/28/2016					<0.03				
12/15/2016									0.0026 (J)
1/10/2017						<0.03			
1/11/2017							0.0166 (J)		
1/16/2017								0.0023 (J)	0.0023 (J)
2/22/2017					<0.03				
2/24/2017		0.0104 (J)		0.0049 (J)					
2/27/2017	0.0208 (J)		0.0036 (J)						
3/2/2017							0.0159 (J)	0.0025 (J)	
3/3/2017									0.0013 (J)
3/8/2017						<0.03			
4/26/2017						<0.03			
4/27/2017							0.0137 (J)	0.0027 (J)	
4/28/2017									0.0031 (J)
5/8/2017				0.0053 (J)	0.0014 (J)				
5/9/2017			0.0038 (J)						
5/10/2017	0.0316 (J)	0.0123 (J)							
5/26/2017									0.0038 (J)
6/27/2017							0.0094 (J)	0.0024 (J)	
6/28/2017									0.0026 (J)
6/30/2017						<0.03			
7/11/2017	0.0281 (J)	0.0131 (J)		0.0051 (J)					
7/13/2017			0.0036 (J)						
7/17/2017					<0.03				
10/10/2017				0.0043 (J)					
10/11/2017			0.0036 (J)						
10/12/2017	0.0331 (J)	0.013 (J)							
10/16/2017					0.0016 (J)				
2/19/2018					<0.03				
3/27/2018						<0.03		0.0023 (J)	
3/28/2018									0.0025 (J)
3/29/2018							0.0078 (J)		
4/2/2018				0.0045 (J)					
4/4/2018	0.037 (J)	0.016 (J)	0.0039 (J)						
6/5/2018							0.0079 (J)		
6/6/2018								0.0024 (J)	

Time Series

Constituent: Lithium (mg/L) Analysis Run 10/6/2022 10:46 AM

Plant Yates Client: Southern Company Data: Plant Yates AMA-R6

	YGWC-42	YGWC-43	YGWC-49	YGWA-47 (bg)	GWA-2 (bg)	YGWA-14S (bg)	YGWA-1D (bg)	YGWA-1I (bg)	YGWA-2I (bg)
6/7/2018									0.0017 (J)
6/8/2018						<0.03			
8/6/2018					<0.03				
9/19/2018				0.0043 (J)					
9/20/2018	0.049 (J)	0.019 (J)	0.0036 (J)						
10/1/2018						<0.03	0.0053 (J)	0.0023 (J)	<0.03
2/26/2019						<0.03			
2/27/2019							0.0093 (J)	0.0023 (J)	0.0011 (J)
3/28/2019							0.013 (J)	0.0022 (J)	
3/29/2019						<0.03			0.0016 (J)
8/19/2019					0.0019 (J)				
8/20/2019				0.0036 (J)					
8/21/2019		0.015 (J)							
8/22/2019	0.047								
9/24/2019							0.0046 (J)	0.0023 (J)	0.0011 (J)
9/25/2019						<0.03			
9/26/2019			0.0036 (J)						
10/8/2019				0.0036 (J)	0.0015 (J)				
10/9/2019	0.037	0.018 (J)							
2/10/2020							0.011 (J)	0.0023 (J)	
2/11/2020									0.0012 (J)
2/12/2020						<0.03			
3/17/2020				0.0046 (J)	0.0017 (J)				
3/18/2020						<0.03		0.0024 (J)	
3/19/2020							0.013 (J)		0.0022 (J)
3/25/2020	0.045	0.016 (J)	0.0037 (J)						
8/26/2020					0.0032 (J)				
8/27/2020				0.0039 (J)					
9/22/2020				0.0036 (J)	0.0029 (J)				
9/23/2020							0.014 (J)	0.0024 (J)	0.0016 (J)
9/24/2020	0.05		0.0037 (J)						
9/25/2020		0.018 (J)				<0.03			
2/9/2021		0.024 (J)	0.0038 (J)						
2/10/2021	0.058					<0.03			0.0039 (J)
2/12/2021							0.01 (J)	0.0025 (J)	
3/1/2021				0.0037 (J)					
3/2/2021					0.0033 (J)	<0.03			
3/3/2021							0.012 (J)	0.0025 (J)	0.0016 (J)
3/4/2021	0.059	0.025 (J)	0.0035 (J)						
8/19/2021				0.0038 (J)		<0.03	0.013 (J)	0.0023 (J)	
8/20/2021					0.0028 (J)				
8/25/2021	0.053								
8/27/2021									0.0058 (J)
9/1/2021			0.0036 (J)						
9/27/2021		0.0092 (J)							
2/8/2022		0.016 (J)	0.0036 (J)	0.0039 (J)	0.0031 (J)				
2/9/2022							0.013 (J)	0.0027 (J)	0.006 (J)
2/10/2022	0.052					<0.03			
8/30/2022					0.0025 (J)		0.013 (J)		0.0044 (J)
8/31/2022			0.0031 (J)	0.0037 (J)		<0.03		<0.03	
9/1/2022	0.054	0.014 (J)							

Time Series

Constituent: Lithium (mg/L) Analysis Run 10/6/2022 10:46 AM

Plant Yates Client: Southern Company Data: Plant Yates AMA-R6

	YGWA-30I (bg)	YGWA-3D (bg)	YGWA-3I (bg)	PZ-35	PZ-37	YGWC-36A	PZ-37D	PZ-52D	PZ-51
6/1/2016			0.01						
6/2/2016	<0.03	0.018							
7/25/2016	<0.03		0.0132 (J)						
7/26/2016		0.0221 (J)							
9/2/2016						0.0029 (J)			
9/14/2016			0.012 (J)						
9/15/2016		0.0197 (J)							
9/19/2016	<0.03								
11/1/2016	<0.03	0.0194 (J)	0.0115 (J)						
11/14/2016						0.0044 (J)			
1/11/2017		0.0177 (J)	0.0085 (J)						
1/16/2017	<0.03								
2/21/2017	<0.03								
2/28/2017						0.0038 (J)			
3/1/2017			0.0114 (J)						
3/2/2017		0.0185 (J)							
4/26/2017	<0.03	0.0183 (J)	0.0092 (J)						
5/9/2017						0.0057 (J)			
6/28/2017		0.0173 (J)	0.0085 (J)						
6/30/2017	<0.03								
7/13/2017						0.007 (J)			
9/22/2017						0.0067 (J)			
9/29/2017						0.0064 (J)			
10/6/2017						0.0065 (J)			
10/12/2017					0.0271 (J)				
11/21/2017					0.0255 (J)				
1/11/2018					0.0271 (J)				
2/20/2018					<0.03				
3/27/2018	0.0011 (J)								
3/28/2018		0.02 (J)	0.013 (J)						
3/30/2018						0.0061 (J)			
4/3/2018					0.027 (J)				
6/7/2018		0.02 (J)							
6/8/2018			0.012 (J)						
6/11/2018	0.0012 (J)								
6/13/2018						0.0065 (J)			
6/29/2018					0.032 (J)				
8/6/2018					0.033 (J)				
9/24/2018					0.028 (J)				
9/26/2018						0.0063 (J)			
10/1/2018		0.02 (J)	0.011 (J)						
10/2/2018	<0.03								
10/16/2018				0.0011 (J)					
2/26/2019	0.0011 (J)								
2/27/2019		0.021 (J)	0.014 (J)						
3/6/2019						0.0057 (J)			
4/1/2019	0.001 (J)	0.021 (J)	0.013 (J)						
4/4/2019						0.0058 (J)			
9/25/2019	0.0011 (J)	0.02 (J)	0.01 (J)						
9/26/2019				<0.03		0.0041 (J)			
2/11/2020			0.013 (J)						
2/12/2020	0.0013 (J)	0.019 (J)							

Time Series

Constituent: Lithium (mg/L) Analysis Run 10/6/2022 10:46 AM

Plant Yates Client: Southern Company Data: Plant Yates AMA-R6

	YGWA-30I (bg)	YGWA-3D (bg)	YGWA-3I (bg)	PZ-35	PZ-37	YGWC-36A	PZ-37D	PZ-52D	PZ-51
3/19/2020	0.0012 (J)	0.023 (J)	0.014 (J)						
3/25/2020				0.011 (J)		0.0032 (J)			
9/23/2020		0.023 (J)	0.013 (J)						
9/24/2020	0.0011 (J)			0.001 (J)					
9/25/2020					0.028 (J)				
10/7/2020						0.0014 (J)			
2/9/2021					0.024 (J)				
2/10/2021		0.023 (J)	0.015 (J)	0.0012 (J)		0.0011 (J)			
2/11/2021	0.0012 (J)								
3/1/2021	0.0011 (J)								
3/3/2021		0.024 (J)	0.017 (J)						
3/4/2021				0.0015 (J)	0.028 (J)	<0.03			
8/19/2021	0.0012 (J)	0.023 (J)							
8/25/2021					0.023 (J)				
8/27/2021			0.026 (J)						
9/1/2021				0.0019 (J)					
9/3/2021						0.00086 (J)	0.013 (J)		
2/9/2022		0.026 (J)	0.021 (J)						
2/10/2022				0.0021 (J)	0.017 (J)				0.006 (J)
2/11/2022	0.0014 (J)					0.00093 (J)	0.0087 (J)	0.015 (J)	
8/31/2022	0.0012 (J)	0.021 (J)	0.022 (J)	0.0025 (J)					
9/1/2022					0.016 (J)	0.00089 (J)	0.0044 (J)	0.023 (J)	0.0051 (J)

Time Series

Constituent: Mercury (mg/L) Analysis Run 10/6/2022 10:46 AM

Plant Yates Client: Southern Company Data: Plant Yates AMA-R6

	YAMW-1	YAMW-2	YAMW-3	YAMW-4	YAMW-5	YGWA-17S (bg)	YGWA-18I (bg)	YGWA-18S (bg)	YGWA-20S (bg)
6/6/2016							<0.0002	<0.0002	
6/7/2016						9.5E-05 (J)			9.6E-05 (J)
7/27/2016						<0.0002	<0.0002	<0.0002	<0.0002
9/16/2016						<0.0002		<0.0002	
9/19/2016							<0.0002		<0.0002
11/2/2016									<0.0002
11/3/2016						<0.0002	<0.0002	<0.0002	
1/11/2017						<0.0002	<0.0002	<0.0002	
1/13/2017									<0.0002
3/1/2017							<0.0002	<0.0002	
3/2/2017						<0.0002			
3/6/2017									<0.0002
4/26/2017							<0.0002	<0.0002	<0.0002
5/2/2017						<0.0002			
6/28/2017							<0.0002	<0.0002	
6/29/2017						<0.0002			<0.0002
3/28/2018						<0.0002	<0.0002	<0.0002	
3/29/2018									<0.0002
9/25/2018						<0.0002	<0.0002	<0.0002	<0.0002
3/5/2019						<0.0002		<0.0002	<0.0002
3/6/2019							<0.0002		
2/11/2020						<0.0002	<0.0002	<0.0002	
2/12/2020									<0.0002
9/23/2020		<0.0002		<0.0002					
9/24/2020	<0.0002				<0.0002				
2/9/2021	<0.0002	<0.0002		<0.0002	<0.0002		<0.0002	<0.0002	<0.0002
3/3/2021	<0.0002	<0.0002		<0.0002		<0.0002	<0.0002	<0.0002	<0.0002
3/4/2021					<0.0002				
8/25/2021				<0.0002					
8/26/2021					<0.0002			<0.0002	
8/27/2021						<0.0002	<0.0002		<0.0002
9/1/2021	<0.0002	<0.0002							
2/9/2022						<0.0002	<0.0002	<0.0002	<0.0002
2/10/2022	<0.0002	<0.0002	<0.0002	<0.0002	<0.0002				
8/30/2022						<0.0002	<0.0002	<0.0002	
8/31/2022	<0.0002								<0.0002
9/1/2022		<0.0002	0.00016 (J)	<0.0002	<0.0002				

Time Series

Constituent: Mercury (mg/L) Analysis Run 10/6/2022 10:46 AM

Plant Yates Client: Southern Company Data: Plant Yates AMA-R6

	YGWA-21I (bg)	YGWA-39 (bg)	YGWA-40 (bg)	YGWA-4I (bg)	YGWA-5D (bg)	YGWA-5I (bg)	YGWC-23S	YGWC-38	YGWC-41
6/2/2016				<0.0002	<0.0002	<0.0002			
6/7/2016	9.6E-05 (J)						9.8E-05 (J)		
7/26/2016				<0.0002	<0.0002	<0.0002			
7/28/2016	<0.0002						<0.0002		
9/14/2016				<0.0002	<0.0002	<0.0002			
9/19/2016	<0.0002								
9/20/2016							<0.0002		
11/2/2016				<0.0002	<0.0002				
11/3/2016	<0.0002								
11/4/2016						<0.0002			
11/8/2016							<0.0002		
1/12/2017					<0.0002	<0.0002			
1/13/2017	<0.0002			<0.0002					
1/16/2017							<0.0002		
3/6/2017	<0.0002			<0.0002					
3/7/2017					<0.0002	<0.0002			
3/9/2017							<0.0002		
4/26/2017	<0.0002								
5/1/2017				<0.0002	<0.0002				
5/2/2017						<0.0002	<0.0002		
6/27/2017					<0.0002	<0.0002			
6/29/2017	<0.0002			<0.0002					
7/10/2017							<0.0002		
10/11/2017		<0.0002							
10/12/2017			<0.0002					<0.0002	<0.0002
11/20/2017		7E-05 (J)	8E-05 (J)					8E-05 (J)	
11/21/2017									6E-05 (J)
1/10/2018			<0.0002						
1/11/2018		<0.0002							<0.0002
1/12/2018								<0.0002	
2/19/2018			<0.0002						<0.0002
2/20/2018		<0.0002						<0.0002	
3/29/2018	<0.0002			<0.0002	<0.0002	<0.0002			
3/30/2018							<0.0002		
4/3/2018		<0.0002	<0.0002					<0.0002	<0.0002
6/27/2018									<0.0002
6/28/2018		<0.0002	3.6E-05 (J)					3.7E-05 (J)	
8/7/2018		<0.0002	<0.0002					<0.0002	<0.0002
9/24/2018		<0.0002	<0.0002					<0.0002	<0.0002
9/25/2018	<0.0002								
9/26/2018				<0.0002	<0.0002	<0.0002			
9/27/2018							<0.0002		
3/4/2019				<0.0002	<0.0002	<0.0002			
3/5/2019	<0.0002								
3/6/2019							<0.0002		
8/21/2019		<0.0002	<0.0002						
8/22/2019								<0.0002	<0.0002
2/12/2020	<0.0002	<0.0002	<0.0002	<0.0002	<0.0002	<0.0002			
2/8/2021					<0.0002	<0.0002			
2/9/2021	<0.0002			<0.0002			0.00015 (J)	<0.0002	
2/10/2021		<0.0002	<0.0002						<0.0002
3/2/2021					<0.0002	<0.0002			

Time Series

Constituent: Mercury (mg/L) Analysis Run 10/6/2022 10:46 AM

Plant Yates Client: Southern Company Data: Plant Yates AMA-R6

	YGWA-21I (bg)	YGWA-39 (bg)	YGWA-40 (bg)	YGWA-4I (bg)	YGWA-5D (bg)	YGWA-5I (bg)	YGWC-23S	YGWC-38	YGWC-41
3/3/2021				<0.0002					
3/4/2021	<0.0002	<0.0002	<0.0002				<0.0002	<0.0002	<0.0002
8/25/2021							<0.0002		
8/26/2021		<0.0002		<0.0002	<0.0002	<0.0002		<0.0002	<0.0002
9/1/2021	<0.0002								
9/3/2021			0.00012 (J)						
2/8/2022		<0.0002	0.00013 (J)						<0.0002
2/9/2022	<0.0002								
2/10/2022					<0.0002	<0.0002	<0.0002	<0.0002	
2/11/2022				<0.0002					
8/30/2022	<0.0002				<0.0002	<0.0002			
8/31/2022		<0.0002	0.00064	<0.0002					
9/1/2022							<0.0002	<0.0002	<0.0002

Time Series

Constituent: Mercury (mg/L) Analysis Run 10/6/2022 10:46 AM

Plant Yates Client: Southern Company Data: Plant Yates AMA-R6

	YGWC-42	YGWC-43	YGWC-49	YGWA-47 (bg)	GWA-2 (bg)	YGWA-14S (bg)	YGWA-1D (bg)	YGWA-1I (bg)	YGWA-2I (bg)
5/1/2007					<0.0002				
9/11/2007					<0.0002				
3/20/2008					<0.0002				
8/27/2008					<0.0002				
3/3/2009					<0.0002				
11/18/2009					<0.0002				
3/3/2010					<0.0002				
9/8/2010					<0.0002				
3/10/2011					<0.0002				
9/8/2011					<0.0002				
3/5/2012					<0.0002				
9/10/2012					<0.0002				
2/6/2013					<0.0002				
8/12/2013					<0.0002				
2/5/2014					<0.0002				
8/5/2014					<0.0002				
2/4/2015					<0.0002				
8/3/2015					<0.0002				
2/16/2016					1.36E-05 (J)				
6/1/2016							<0.0002	<0.0002	
6/2/2016						<0.0002			
7/25/2016								<0.0002	
7/26/2016						<0.0002	<0.0002		
8/30/2016	<0.0002			<0.0002					
8/31/2016		<0.0002			<0.0002				
9/1/2016			<0.0002						
9/13/2016							<0.0002	<0.0002	
9/14/2016									<0.0002
9/15/2016						<0.0002			
11/1/2016							<0.0002		
11/2/2016						<0.0002			
11/4/2016								<0.0002	<0.0002
11/14/2016				<0.0002					
11/15/2016			<0.0002						
11/16/2016	<0.0002	<0.0002							
11/28/2016					<0.0002				
12/15/2016									<0.0002
1/10/2017						<0.0002			
1/11/2017							<0.0002		
1/16/2017								<0.0002	<0.0002
2/22/2017					<0.0002				
2/24/2017		<0.0002		<0.0002					
2/27/2017	<0.0002		<0.0002						
3/2/2017							<0.0002	<0.0002	
3/3/2017									<0.0002
3/8/2017						<0.0002			
4/26/2017						<0.0002			
4/27/2017							<0.0002	<0.0002	
4/28/2017									<0.0002
5/8/2017				<0.0002	<0.0002				
5/9/2017			<0.0002						
5/10/2017	<0.0002	<0.0002							

Time Series

Constituent: Mercury (mg/L) Analysis Run 10/6/2022 10:46 AM

Plant Yates Client: Southern Company Data: Plant Yates AMA-R6

	YGWC-42	YGWC-43	YGWC-49	YGWA-47 (bg)	GWA-2 (bg)	YGWA-14S (bg)	YGWA-1D (bg)	YGWA-1I (bg)	YGWA-2I (bg)
5/26/2017									<0.0002
6/27/2017							<0.0002	<0.0002	
6/28/2017									<0.0002
6/30/2017						<0.0002			
7/11/2017	<0.0002	<0.0002		<0.0002					
7/13/2017			<0.0002						
7/17/2017					<0.0002				
10/10/2017				<0.0002					
10/11/2017			<0.0002						
10/12/2017	<0.0002	<0.0002							
10/16/2017					<0.0002				
2/19/2018					<0.0002				
3/27/2018						<0.0002		<0.0002	
3/28/2018									<0.0002
3/29/2018							<0.0002		
4/2/2018				<0.0002					
4/4/2018	<0.0002	<0.0002	<0.0002						
8/6/2018					<0.0002				
9/19/2018				5.3E-05 (J)					
9/20/2018	4.8E-05 (J)	5.2E-05 (J)	6.1E-05 (J)						
2/25/2019					7.4E-05 (J)				
2/26/2019						6.1E-05 (J)			
2/27/2019							5.1E-05 (J)	5.4E-05 (J)	<0.0002
3/28/2019							4E-05 (J)	<0.0002	
3/29/2019						<0.0002			<0.0002
6/12/2019					<0.0002				
8/19/2019					<0.0002				
8/20/2019				<0.0002					
8/21/2019		<0.0002							
8/22/2019	<0.0002								
9/24/2019							<0.0002	<0.0002	<0.0002
9/25/2019						<0.0002			
10/8/2019					<0.0002				
2/10/2020							<0.0002	<0.0002	
2/11/2020									<0.0002
2/12/2020						<0.0002			
5/6/2020					<0.0002				
8/26/2020					<0.0002				
8/27/2020				<0.0002					
9/22/2020					<0.0002				
2/9/2021		<0.0002	0.00014 (J)						
2/10/2021	<0.0002					<0.0002			<0.0002
2/12/2021							<0.0002	<0.0002	
3/2/2021					<0.0002				
3/4/2021	<0.0002	<0.0002	<0.0002						
8/19/2021				<0.0002					
8/20/2021					<0.0002				
8/25/2021	<0.0002								
9/1/2021			<0.0002						
9/27/2021		9E-05 (JB)							
2/8/2022		<0.0002	<0.0002	<0.0002	<0.0002				
2/9/2022							<0.0002	<0.0002	<0.0002

Time Series

Constituent: Mercury (mg/L) Analysis Run 10/6/2022 10:46 AM

Plant Yates Client: Southern Company Data: Plant Yates AMA-R6

	YGWC-42	YGWC-43	YGWC-49	YGWA-47 (bg)	GWA-2 (bg)	YGWA-14S (bg)	YGWA-1D (bg)	YGWA-1I (bg)	YGWA-2I (bg)
2/10/2022	<0.0002					<0.0002			
8/30/2022					<0.0002		<0.0002		<0.0002
8/31/2022			<0.0002	<0.0002		<0.0002		<0.0002	
9/1/2022	<0.0002	<0.0002							

Time Series

Constituent: Mercury (mg/L) Analysis Run 10/6/2022 10:46 AM

Plant Yates Client: Southern Company Data: Plant Yates AMA-R6

	YGWA-30I (bg)	YGWA-3D (bg)	YGWA-3I (bg)	PZ-35	PZ-37	YGWC-36A	PZ-37D	PZ-52D	PZ-51
6/1/2016			<0.0002						
6/2/2016	<0.0002	<0.0002							
7/25/2016	<0.0002		<0.0002						
7/26/2016		<0.0002							
9/2/2016						<0.0002			
9/14/2016			<0.0002						
9/15/2016		<0.0002							
9/19/2016	<0.0002								
11/1/2016	<0.0002	<0.0002	<0.0002						
11/14/2016						<0.0002			
1/11/2017		<0.0002	<0.0002						
1/16/2017	<0.0002								
2/21/2017	<0.0002								
2/28/2017						<0.0002			
3/1/2017			<0.0002						
3/2/2017		<0.0002							
4/26/2017	<0.0002	<0.0002	<0.0002						
5/9/2017						<0.0002			
6/28/2017		<0.0002	<0.0002						
6/30/2017	<0.0002								
7/13/2017						<0.0002			
9/22/2017						<0.0002			
9/29/2017						<0.0002			
10/6/2017						<0.0002			
10/12/2017					<0.0002				
11/21/2017					6E-05 (J)				
1/11/2018					<0.0002				
2/20/2018					<0.0002				
3/27/2018	<0.0002								
3/28/2018		<0.0002	<0.0002						
3/30/2018						<0.0002			
4/3/2018					<0.0002				
6/29/2018					<0.0002				
8/6/2018					<0.0002				
9/24/2018					<0.0002				
9/26/2018						<0.0002			
2/26/2019	6.8E-05 (J)								
2/27/2019		6.2E-05 (J)	6.1E-05 (J)						
3/6/2019						<0.0002			
4/1/2019	8.2E-05 (J)	9.6E-05 (J)	8.4E-05 (J)						
9/25/2019	<0.0002	<0.0002	<0.0002						
2/11/2020			<0.0002						
2/12/2020	<0.0002	<0.0002							
9/24/2020				<0.0002					
9/25/2020					<0.0002				
2/9/2021					<0.0002				
2/10/2021		<0.0002	<0.0002	<0.0002		<0.0002			
2/11/2021	<0.0002								
3/4/2021				<0.0002	<0.0002	<0.0002			
8/25/2021					<0.0002				
9/1/2021				<0.0002					
9/3/2021						<0.0002	<0.0002		

Time Series

Constituent: Mercury (mg/L) Analysis Run 10/6/2022 10:46 AM

Plant Yates Client: Southern Company Data: Plant Yates AMA-R6

	YGWA-30I (bg)	YGWA-3D (bg)	YGWA-3I (bg)	PZ-35	PZ-37	YGWC-36A	PZ-37D	PZ-52D	PZ-51
2/9/2022		<0.0002	<0.0002						
2/10/2022				<0.0002	<0.0002				<0.0002
2/11/2022	<0.0002					<0.0002	<0.0002	<0.0002	
8/31/2022	<0.0002	<0.0002	<0.0002	<0.0002					
9/1/2022					0.00019 (J)	<0.0002	<0.0002	<0.0002	<0.0002

Time Series

Constituent: Molybdenum (mg/L) Analysis Run 10/6/2022 10:46 AM

Plant Yates Client: Southern Company Data: Plant Yates AMA-R6

	YAMW-1	YAMW-2	YAMW-3	YAMW-4	YAMW-5	YGWA-17S (bg)	YGWA-18I (bg)	YGWA-18S (bg)	YGWA-20S (bg)
6/6/2016							<0.01	<0.01	
6/7/2016						<0.01			<0.01
7/27/2016						<0.01	<0.01	<0.01	<0.01
9/16/2016						<0.01		<0.01	
9/19/2016							<0.01		<0.01
11/2/2016									<0.01
11/3/2016						<0.01	<0.01	<0.01	
1/11/2017						<0.01	<0.01	<0.01	
1/13/2017									<0.01
3/1/2017							<0.01	<0.01	
3/2/2017						<0.01			
3/6/2017									<0.01
4/26/2017							<0.01	<0.01	<0.01
5/2/2017						<0.01			
6/28/2017							<0.01	<0.01	
6/29/2017						<0.01			<0.01
3/28/2018						<0.01	<0.01	<0.01	
3/29/2018									<0.01
3/5/2019						<0.01		<0.01	<0.01
3/6/2019							<0.01		
2/11/2020						<0.01	<0.01	<0.01	
2/12/2020									<0.01
3/24/2020						<0.01	<0.01	<0.01	<0.01
3/25/2020	<0.01								
9/23/2020		<0.01		0.0068 (J)		<0.01	<0.01	<0.01	
9/24/2020	0.0022 (J)				<0.01				<0.01
2/9/2021	0.0038 (J)	<0.01		0.0068 (J)	<0.01		<0.01	<0.01	<0.01
3/3/2021	0.0037 (J)	<0.01		0.0049 (J)		<0.01	<0.01	<0.01	<0.01
3/4/2021					<0.01				
8/25/2021				0.0081 (J)					
8/26/2021					<0.01			<0.01	
8/27/2021						<0.01	<0.01		<0.01
9/1/2021	0.0014 (J)	<0.01							
2/9/2022						<0.01	<0.01	<0.01	<0.01
2/10/2022	0.00089 (J)	<0.01	0.0036 (J)	0.0076 (J)	<0.01				
8/30/2022						<0.01	<0.01	<0.01	
8/31/2022	<0.01								<0.01
9/1/2022		<0.01	0.0057 (J)	0.0074 (J)	<0.01				

Time Series

Constituent: Molybdenum (mg/L) Analysis Run 10/6/2022 10:47 AM

Plant Yates Client: Southern Company Data: Plant Yates AMA-R6

	YGWA-21I (bg)	YGWA-39 (bg)	YGWA-40 (bg)	YGWA-4I (bg)	YGWA-5D (bg)	YGWA-5I (bg)	YGWC-23S	YGWC-38	YGWC-41
6/2/2016				<0.01	0.0035 (J)	<0.01			
6/7/2016	<0.01						<0.01		
7/26/2016				<0.01	0.0042 (J)	<0.01			
7/28/2016	<0.01						<0.01		
9/14/2016				<0.01	0.0041 (J)	<0.01			
9/19/2016	<0.01								
9/20/2016							<0.01		
11/2/2016				<0.01	0.0039 (J)				
11/3/2016	<0.01								
11/4/2016						<0.01			
11/8/2016							<0.01		
1/12/2017					0.0041 (J)	<0.01			
1/13/2017	<0.01			<0.01					
1/16/2017							<0.01		
3/6/2017	0.0007 (J)			<0.01					
3/7/2017					0.0047 (J)	<0.01			
3/9/2017							<0.01		
4/26/2017	0.0008 (J)								
5/1/2017				<0.01	0.0045 (J)				
5/2/2017						<0.01	<0.01		
6/27/2017					0.004 (J)	<0.01			
6/29/2017	<0.01			<0.01					
7/10/2017							<0.01		
10/11/2017		0.0094 (J)							
10/12/2017			<0.01					<0.01	<0.01
11/20/2017		0.0081 (J)	<0.01					<0.01	
11/21/2017									<0.01
1/10/2018			<0.01						
1/11/2018		0.0074 (J)							<0.01
1/12/2018								<0.01	
2/19/2018			<0.01						<0.01
2/20/2018		<0.01						<0.01	
3/29/2018	<0.01			<0.01	<0.01	<0.01			
3/30/2018							<0.01		
4/3/2018		0.006 (J)	<0.01					<0.01	<0.01
6/27/2018									<0.01
6/28/2018		0.005 (J)	<0.01					<0.01	
8/7/2018		0.0045 (J)	<0.01					<0.01	<0.01
9/24/2018		0.0035 (J)	<0.01					<0.01	<0.01
3/4/2019				<0.01	<0.01	<0.01			
3/5/2019	<0.01								
3/6/2019							<0.01		
8/21/2019		0.0021 (J)	<0.01						
8/22/2019								<0.01	<0.01
10/9/2019		0.0018 (J)	<0.01					<0.01	<0.01
2/12/2020	<0.01	0.0025 (J)	<0.01	<0.01	0.0011 (J)	<0.01			
3/24/2020	<0.01		<0.01		0.0011 (J)	<0.01			
3/25/2020		0.002 (J)		<0.01				<0.01	<0.01
3/26/2020							<0.01		
9/22/2020				<0.01	0.00099 (J)	<0.01			
9/24/2020	<0.01	0.0016 (J)	<0.01				<0.01		
9/25/2020								<0.01	<0.01

Time Series

Constituent: Molybdenum (mg/L) Analysis Run 10/6/2022 10:47 AM

Plant Yates Client: Southern Company Data: Plant Yates AMA-R6

	YGWA-21I (bg)	YGWA-39 (bg)	YGWA-40 (bg)	YGWA-4I (bg)	YGWA-5D (bg)	YGWA-5I (bg)	YGWC-23S	YGWC-38	YGWC-41
2/8/2021					0.0011 (J)	<0.01			
2/9/2021	<0.01			<0.01			<0.01	<0.01	
2/10/2021		0.0013 (J)	<0.01						<0.01
3/2/2021					<0.01	<0.01			
3/3/2021				<0.01					
3/4/2021	<0.01	0.0014 (J)	<0.01				<0.01	<0.01	<0.01
8/25/2021							<0.01		
8/26/2021		0.0027 (J)		<0.01	0.001 (J)	<0.01		<0.01	<0.01
9/1/2021	<0.01								
9/3/2021			<0.01						
2/8/2022		0.0035 (J)	<0.01						<0.01
2/9/2022	<0.01								
2/10/2022					0.00096 (J)	<0.01	<0.01	<0.01	
2/11/2022				<0.01					
8/30/2022	<0.01				0.00089 (J)	<0.01			
8/31/2022		0.0036 (J)	<0.01	<0.01					
9/1/2022							<0.01	<0.01	<0.01

Time Series

Constituent: Molybdenum (mg/L) Analysis Run 10/6/2022 10:47 AM

Plant Yates Client: Southern Company Data: Plant Yates AMA-R6

	YGWC-42	YGWC-43	YGWC-49	YGWA-47 (bg)	GWA-2 (bg)	YGWA-14S (bg)	YGWA-1D (bg)	YGWA-1I (bg)	YGWA-2I (bg)
6/1/2016							0.014 (J)	0.012 (J)	
6/2/2016						<0.01			
7/25/2016								0.0098 (J)	
7/26/2016						<0.01	0.0132		
8/30/2016	0.0019 (J)			<0.01					
8/31/2016		0.0022 (J)			<0.01				
9/1/2016			<0.01						
9/13/2016							0.0127	0.01 (J)	
9/14/2016									0.0039 (J)
9/15/2016						<0.01			
11/1/2016							0.0092 (J)		
11/2/2016						<0.01			
11/4/2016								0.01	0.0077 (J)
11/14/2016				<0.01					
11/15/2016			<0.01						
11/16/2016	0.0027 (J)	<0.01							
11/28/2016					<0.01				
12/15/2016									0.0066 (J)
1/10/2017						<0.01			
1/11/2017							0.0093 (J)		
1/16/2017								0.0086 (J)	0.0056 (J)
2/22/2017					<0.01				
2/24/2017		<0.01		<0.01					
2/27/2017	0.0031 (J)		0.0007 (J)						
3/2/2017							0.0099 (J)	0.01	
3/3/2017									0.0049 (J)
3/8/2017						<0.01			
4/26/2017						<0.01			
4/27/2017							0.0103	0.0101	
4/28/2017									0.004 (J)
5/8/2017				<0.01	<0.01				
5/9/2017			<0.01						
5/10/2017	0.0017 (J)	<0.01							
5/26/2017									0.0029 (J)
6/27/2017							0.0097 (J)	0.0093 (J)	
6/28/2017									0.0036 (J)
6/30/2017						<0.01			
7/11/2017	0.0014 (J)	<0.01		<0.01					
7/13/2017			<0.01						
7/17/2017					<0.01				
10/10/2017				<0.01					
10/11/2017			<0.01						
10/12/2017	<0.01	<0.01							
10/16/2017					<0.01				
2/19/2018					<0.01				
3/27/2018						<0.01		0.0074 (J)	
3/28/2018									0.0038 (J)
3/29/2018							0.0076 (J)		
4/2/2018				<0.01					
4/4/2018	<0.01	<0.01	<0.01						
6/5/2018							0.0092 (J)		
6/6/2018								0.0073 (J)	

Time Series

Constituent: Molybdenum (mg/L) Analysis Run 10/6/2022 10:47 AM

Plant Yates Client: Southern Company Data: Plant Yates AMA-R6

	YGWC-42	YGWC-43	YGWC-49	YGWA-47 (bg)	GWA-2 (bg)	YGWA-14S (bg)	YGWA-1D (bg)	YGWA-1I (bg)	YGWA-2I (bg)
6/7/2018									0.004 (J)
6/8/2018						<0.01			
8/6/2018					<0.01				
9/19/2018				<0.01					
9/20/2018	<0.01	<0.01	<0.01						
10/1/2018						<0.01	0.0085 (J)	0.0076 (J)	0.0042 (J)
2/26/2019						<0.01			
2/27/2019							0.0087 (J)	0.0078 (J)	0.0041 (J)
3/28/2019							0.0092 (J)	0.0082 (J)	
3/29/2019						<0.01			0.0041 (J)
8/19/2019					<0.01				
8/20/2019				<0.01					
8/21/2019		0.0012 (J)							
8/22/2019	<0.01								
9/24/2019							0.0072 (J)	0.0074 (J)	0.0054 (J)
9/25/2019						<0.01			
10/8/2019				<0.01					
10/9/2019	<0.01	0.0012 (J)							
2/10/2020							0.0087 (J)	0.0062 (J)	
2/11/2020									0.0057 (J)
2/12/2020						<0.01			
3/17/2020				<0.01					
3/18/2020						<0.01		0.0056 (J)	
3/19/2020							0.0088 (J)		0.0046 (J)
3/25/2020	<0.01	0.0015 (J)	<0.01						
8/26/2020					<0.01				
8/27/2020				<0.01					
9/22/2020				<0.01					
9/23/2020							0.008 (J)	0.0059 (J)	0.0071 (J)
9/24/2020	0.00091 (J)		<0.01						
9/25/2020		0.0011 (J)				<0.01			
2/9/2021		0.0012 (J)	<0.01						
2/10/2021	0.00094 (J)					<0.01			0.0041 (J)
2/12/2021							0.008 (J)	0.0056 (J)	
3/1/2021				<0.01					
3/2/2021						<0.01			
3/3/2021							0.0088 (J)	0.0049 (J)	0.0074 (J)
3/4/2021	0.00085 (J)	0.0011 (J)	<0.01						
8/19/2021				<0.01		<0.01	0.0083 (J)	0.005 (J)	
8/20/2021					<0.01				
8/25/2021	0.00078 (J)								
8/27/2021									0.0048 (J)
9/1/2021			<0.01						
9/27/2021		0.0062 (J)							
2/8/2022		0.002 (J)	<0.01	<0.01	<0.01				
2/9/2022							0.0093 (J)	0.0055 (J)	0.0057 (J)
2/10/2022	0.0008 (J)					<0.01			
8/30/2022					<0.01		0.0094 (J)		0.0068 (J)
8/31/2022			<0.01	<0.01		<0.01		0.0055 (J)	
9/1/2022	0.00079 (J)	0.0014 (J)							

Time Series

Constituent: Molybdenum (mg/L) Analysis Run 10/6/2022 10:47 AM

Plant Yates Client: Southern Company Data: Plant Yates AMA-R6

	YGWA-30I (bg)	YGWA-3D (bg)	YGWA-3I (bg)	PZ-35	PZ-37	YGWC-36A	PZ-37D	PZ-52D	PZ-51
6/1/2016			0.0055 (J)						
6/2/2016	<0.01	0.0093 (J)							
7/25/2016	<0.01		0.0037 (J)						
7/26/2016		0.0113							
9/2/2016						0.0027 (J)			
9/14/2016			0.0034 (J)						
9/15/2016		0.0112							
9/19/2016	<0.01								
11/1/2016	<0.01	0.0099 (J)	0.0025 (J)						
11/14/2016						0.0071 (J)			
1/11/2017		0.0093 (J)	0.0033 (J)						
1/16/2017	<0.01								
2/21/2017	<0.01								
2/28/2017						0.0038 (J)			
3/1/2017			0.0044 (J)						
3/2/2017		0.0103							
4/26/2017	<0.01	0.01	0.0075 (J)						
5/9/2017						0.0025 (J)			
6/28/2017		0.0102	0.008 (J)						
6/30/2017	<0.01								
7/13/2017						0.0014 (J)			
9/22/2017						<0.01			
9/29/2017						<0.01			
10/6/2017						<0.01			
10/12/2017					0.0022 (J)				
11/21/2017					0.0016 (J)				
1/11/2018					0.0015 (J)				
2/20/2018					<0.01				
3/27/2018	<0.01								
3/28/2018		0.011	0.0025 (J)						
3/30/2018						<0.01			
4/3/2018					<0.01				
6/7/2018		0.011							
6/8/2018			0.0041 (J)						
6/11/2018	<0.01								
6/29/2018					0.0021 (J)				
8/6/2018					<0.01				
9/24/2018					<0.01				
10/1/2018		0.012	0.0037 (J)						
10/2/2018	<0.01								
2/26/2019	<0.01								
2/27/2019		0.011	0.0027 (J)						
3/6/2019						<0.01			
4/1/2019	<0.01	0.012	0.0021 (J)						
9/25/2019	<0.01	0.012	0.0087 (J)						
2/11/2020			0.003 (J)						
2/12/2020	<0.01	0.013							
3/19/2020	<0.01	0.013	0.0043 (J)						
3/25/2020				0.0019 (J)		<0.01			
9/23/2020		0.012	0.01						
9/24/2020	<0.01			<0.01					
9/25/2020					0.0016 (J)				

Time Series

Constituent: Molybdenum (mg/L) Analysis Run 10/6/2022 10:47 AM

Plant Yates Client: Southern Company Data: Plant Yates AMA-R6

	YGWA-30I (bg)	YGWA-3D (bg)	YGWA-3I (bg)	PZ-35	PZ-37	YGWC-36A	PZ-37D	PZ-52D	PZ-51
10/7/2020						0.0015 (J)			
2/9/2021					0.0016 (J)				
2/10/2021		0.014	0.0038 (J)	<0.01		<0.01			
2/11/2021	<0.01								
3/1/2021	<0.01								
3/3/2021		0.013	0.0036 (J)						
3/4/2021				<0.01	0.0024 (J)	<0.01			
8/19/2021	<0.01	0.013							
8/25/2021					0.0011 (J)				
8/27/2021			0.0099 (J)						
9/1/2021				<0.01					
9/3/2021						<0.01	0.0018 (J)		
2/9/2022		0.013	0.0087 (J)						
2/10/2022				<0.01	<0.01				<0.01
2/11/2022	<0.01					<0.01	0.0037 (J)	0.011	
8/31/2022	<0.01	0.011	0.0068 (J)	<0.01					
9/1/2022					<0.01	<0.01	0.0059 (J)	0.0084 (J)	<0.01

Time Series

Constituent: pH (S.U.) Analysis Run 10/6/2022 10:47 AM

Plant Yates Client: Southern Company Data: Plant Yates AMA-R6

	YAMW-1	YAMW-2	YAMW-3	YAMW-4	YAMW-5	YGWA-17S (bg)	YGWA-18I (bg)	YGWA-18S (bg)	YGWA-20S (bg)
6/6/2016							6.17	5.71	
6/7/2016						5.62			5.77
7/27/2016						5.59	6.14	5.46	5.79
9/16/2016						5.58			
9/19/2016							6.04	5.59	5.73
11/2/2016									5.67
11/3/2016						5.59	5.97	5.39	
1/11/2017						5.59	6.05	5.48	
1/13/2017									5.79
3/1/2017							5.94	5.41	
3/2/2017						5.54			
3/6/2017									5.63
4/26/2017							5.99	5.4	5.66
5/2/2017						5.47			
6/28/2017							6	5.36	
6/29/2017						5.56			5.85
10/4/2017						5.57		5.32	5.83
10/5/2017							6.11		
3/28/2018						5.59	6.1	5.34	
3/29/2018									5.93
6/6/2018									5.86
6/7/2018							5.98		
6/11/2018						5.58		5.28	
9/25/2018						5.59	5.81	4.86	5.84
3/5/2019						5.48		5.26	6.07
3/6/2019							5.99		
4/2/2019						5.74			
4/3/2019							6.29	5.47	5.71
9/25/2019						5.49			5.86
9/26/2019							6.04	5.2	
1/3/2020	5.78								
1/15/2020		6.25			5.64				
1/16/2020			6.67	6.47					
2/11/2020			6.62		5.37	5.58	6.07	5.3	
2/12/2020									6
3/24/2020						5.57	5.98	5.33	5.86
3/25/2020	6.13								
9/23/2020		5.66		5.89		5.58 (D)	6.01 (D)	5.29 (D)	
9/24/2020	6				5.38				5.8 (D)
2/9/2021	6.42	5.81		6.96	5.34		6.12	5.43	5.86
3/3/2021	6.54	5.67		6.8		5.52	5.89	5.31	5.89
3/4/2021					5.32				
8/25/2021				6.79					
8/26/2021					5.35			4.4	
8/27/2021						5.27	5.4		5.57
9/1/2021	5.97	6.67							
9/3/2021			5.74						
2/9/2022						5.53	5.98	5.28	5.91
2/10/2022	5.8	5.64	5.93	6.1	5.22 (D)				
8/30/2022						4.68	5.82	5.18	
8/31/2022	5.64								5.38
9/1/2022		4.98	5.93	5.87	5.32				

Time Series

Constituent: pH (S.U.) Analysis Run 10/6/2022 10:47 AM

Plant Yates Client: Southern Company Data: Plant Yates AMA-R6

	YGWA-21I (bg)	YGWA-39 (bg)	YGWA-40 (bg)	YGWA-4I (bg)	YGWA-5D (bg)	YGWA-5I (bg)	YGWC-23S	YGWC-38	YGWC-41
6/2/2016				6.36	7.67	5.75			
6/7/2016	6.1						5.57		
7/26/2016				6.22	7.66	5.72			
7/28/2016	6.12						5.6		
9/14/2016				6.23	7.6	5.74			
9/19/2016	6.12								
9/20/2016							5.53		
11/2/2016				6.08	7.35				
11/3/2016	6.07								
11/4/2016						5.61			
11/8/2016							5.53		
1/12/2017					7.49	5.71			
1/13/2017	6.41			6.19					
1/16/2017							5.59		
3/6/2017	6.34			6.2					
3/7/2017					7.43	5.66			
3/9/2017							5.56		
4/26/2017	6.32								
5/1/2017				6.21	7.22				
5/2/2017						5.65	5.61		
6/27/2017					7.32	5.7			
6/29/2017	6.47			6.21					
7/10/2017							5.68		
10/3/2017	6.56				7.48	5.79			
10/5/2017				6.16					
10/11/2017		6.4					5.46		
10/12/2017			5.43					4.85	4.94
11/20/2017		6.33	5.1					4.87	
11/21/2017									4.69
1/10/2018			4.97						
1/11/2018		6.29							4.73
1/12/2018								4.78	
2/19/2018			5.6						4.96
2/20/2018		7.22						5.1	
3/29/2018	6.75			6.09	7.02	5.63			
3/30/2018							5.73		
4/3/2018		6.87	5.84					4.76	5.31
6/5/2018	6.09								
6/6/2018					7.43				
6/7/2018				6.12		5.63			
6/12/2018							5.63		
6/27/2018									4.78
6/28/2018		6.18	5.24					4.75	
8/7/2018		6.08	5.18					4.72	4.77
9/24/2018		5.81	5.14					4.67	4.78
9/25/2018	6.67								
9/26/2018				5.84	7.13	5.63			
9/27/2018							5.47		
3/4/2019				6.18	7.46	5.75			
3/5/2019	7.22								
3/6/2019							5.84		
3/26/2019			5.3						

Time Series

Constituent: pH (S.U.) Analysis Run 10/6/2022 10:47 AM

Plant Yates Client: Southern Company Data: Plant Yates AMA-R6

	YGWA-21I (bg)	YGWA-39 (bg)	YGWA-40 (bg)	YGWA-4I (bg)	YGWA-5D (bg)	YGWA-5I (bg)	YGWC-23S	YGWC-38	YGWC-41
3/27/2019		5.84						4.79	
3/28/2019									5
4/2/2019	6.94								
4/3/2019				6.43	7.11	5.63			
4/4/2019							5.64		
8/21/2019		5.96	5.26						
8/22/2019								4.81	4.89
9/24/2019	6.87				6.93	5.6			
9/25/2019				6.2					
9/27/2019							5.77		
10/9/2019		5.81	5.22					4.8	4.86
2/12/2020	7.13	5.97	5.3	6.15	7.52	5.83			
3/24/2020	6.35		5.29		7.34	5.81			
3/25/2020		5.78		6.26				4.89	4.87
3/26/2020							5.69		
9/22/2020				5.8 (D)	7.19 (D)	5.99 (D)			
9/24/2020	6.7 (D)	5.7 (D)	5.43 (D)				5.51		
9/25/2020								4.9	4.95
2/8/2021						5.67			
2/9/2021	6.95			6.06			5.61	5.04	
2/10/2021		5.8	5.19						4.98
3/2/2021					7.15	5.63			
3/3/2021				6.21					
3/4/2021	6.8	5.54	5.23				5.44	5.01	4.69
8/25/2021							5.46		
8/26/2021		6.91		5.82	7.16	5.51		4.54	6.77
9/1/2021	6.65								
9/3/2021			4.75						
2/8/2022		5.78	5.26						5.07 (D)
2/9/2022	6.84								
2/10/2022					6.99	5.14	5.51	4.85	
2/11/2022				5.95					
8/30/2022	6.58				7.4	5			
8/31/2022		5.3	4.53	5.5					
9/1/2022							5.27	4.91	4.43

Time Series

Constituent: pH (S.U.) Analysis Run 10/6/2022 10:47 AM

Plant Yates Client: Southern Company Data: Plant Yates AMA-R6

	YGWC-42	YGWC-43	YGWC-49	YGWA-47 (bg)	GWA-2 (bg)	YGWA-14S (bg)	YGWA-1D (bg)	YGWA-1I (bg)	YGWA-2I (bg)
8/27/2008					6.53				
3/3/2009					6.35				
11/18/2009					6.47				
3/3/2010					6.53				
3/10/2011					5.83				
9/8/2011					5.69				
3/5/2012					6.27				
9/10/2012					6.23				
2/6/2013					7.56				
8/12/2013					6.68				
2/5/2014					6.32				
8/3/2015					6.13 (D)				
2/16/2016					5.64				
6/1/2016							7.46	6.33	
6/2/2016						5.46			
7/25/2016								6.21	
7/26/2016						5.45	7.43		
8/30/2016	5.64			5.75					
8/31/2016		7.27							
9/1/2016			5.78						
9/13/2016							7.44	6.16	7.41
9/15/2016						5.45			
11/1/2016							7.24		
11/2/2016						5.41			
11/4/2016								6.29	7.12
11/14/2016				5.59					
11/15/2016			5.81						
11/16/2016	6.21	6.79							
11/28/2016					6.23				
12/15/2016									7.24
1/10/2017						5.37			
1/11/2017							7.3		
1/16/2017								6.29	7.24
2/22/2017					6.21				
2/24/2017		6.39		5.49					
2/27/2017	6.09		5.68						
3/2/2017							7.23	6.28	
3/3/2017									7.22
3/8/2017						5.41			
4/26/2017						5.02			
4/27/2017							6.99	6.09	
4/28/2017									7.21
5/8/2017				5.58	6.12				
5/9/2017			6.18						
5/10/2017	5.79	6.5							
5/26/2017									7.13
6/27/2017							6.87	6.21	
6/28/2017									7.06
6/30/2017						5.39			
7/11/2017	5.45	6.32		5.58					
7/13/2017			5.6						
7/17/2017					6.03				

Time Series

Constituent: pH (S.U.) Analysis Run 10/6/2022 10:47 AM

Plant Yates Client: Southern Company Data: Plant Yates AMA-R6

	YGWC-42	YGWC-43	YGWC-49	YGWA-47 (bg)	GWA-2 (bg)	YGWA-14S (bg)	YGWA-1D (bg)	YGWA-1I (bg)	YGWA-2I (bg)
10/3/2017							6.81	5.98	6.99
10/5/2017						5.49			
10/10/2017				5.49					
10/11/2017			5.61						
10/12/2017	5.48	5.97							
10/16/2017					6.12				
2/19/2018					6.13				
3/27/2018						5.47		6.25	
3/28/2018									7.3
3/29/2018							7.38		
4/2/2018				6.3 (O)					
4/4/2018	5.93	6.41	5.98						
6/5/2018							7.16		
6/6/2018								6.17	
6/7/2018									7.29
6/8/2018						5.45			
8/6/2018					6.01				
9/19/2018				5.48					
9/20/2018	5.63	5.69	5.67						
10/1/2018						5.39	6.8	5.9	7.07
2/25/2019					6.51				
2/26/2019						5.46			
2/27/2019							6.84	5.8	7.27
3/27/2019	5.57			5.83					
3/28/2019		5.96	5.86				6.99	6.15	
3/29/2019						5.34			7.06
6/12/2019					6.3				
8/19/2019					6.23				
8/20/2019				5.58					
8/21/2019		5.84							
8/22/2019	5.61								
9/24/2019							7.07	6.23	7.01
9/25/2019						5.19			
9/26/2019			5.6						
10/8/2019				5.59	6.28				
10/9/2019	5.5	5.78							
2/10/2020							7.2	6.1	
2/11/2020									7.38
2/12/2020						5.48			
3/17/2020				5.57	6.14				
3/18/2020						5.38		6.19	
3/19/2020							7.03		7.22
3/25/2020	5.53	5.79	5.69						
5/6/2020					6.24				
8/26/2020					5.67				
8/27/2020				4.88					
9/22/2020				5.46	5.78				
9/23/2020							7.15	6.01	7.22
9/24/2020	5.55		5.62						
9/25/2020		5.75				5.44			
2/9/2021		5.86	5.79						
2/10/2021	5.65					5.35			7.29

Time Series

Constituent: pH (S.U.) Analysis Run 10/6/2022 10:47 AM

Plant Yates Client: Southern Company Data: Plant Yates AMA-R6

	YGWC-42	YGWC-43	YGWC-49	YGWA-47 (bg)	GWA-2 (bg)	YGWA-14S (bg)	YGWA-1D (bg)	YGWA-1I (bg)	YGWA-2I (bg)
2/12/2021							7.14	6.21	
3/1/2021				5.48					
3/2/2021					5.42	5.49			
3/3/2021							7.2	5.38	7.92
3/4/2021	5.59	5.88	5.88						
8/19/2021				5.5		7.32	6.32	6.38	
8/20/2021					5.86				
8/25/2021	6.73								
8/27/2021									7.14
9/1/2021			5.15						
9/27/2021		6.08							
2/8/2022		5.82 (D)	5.79 (D)	5.4	5.83				
2/9/2022							7.12	6.24	5.89
2/10/2022	5.57					4.5			
8/30/2022					5.39		7.2		7.04
8/31/2022			5.34	5.32		5.15		5.64	
9/1/2022	5.49	5.62							

Time Series

Constituent: pH (S.U.) Analysis Run 10/6/2022 10:47 AM

Plant Yates Client: Southern Company Data: Plant Yates AMA-R6

	YGWA-30I (bg)	YGWA-3D (bg)	YGWA-3I (bg)	PZ-35	PZ-37	YGWC-36A	PZ-37D	PZ-52D	PZ-51
6/1/2016			7.72						
6/2/2016	5.75	7.84							
7/25/2016	5.82		7.74						
7/26/2016		7.88							
9/2/2016						5.84			
9/14/2016			7.65						
9/15/2016		7.74							
9/19/2016	5.78 (D)								
11/1/2016	5.62	7.75	7.7						
11/14/2016						6.28			
1/11/2017		7.66	7.53						
1/16/2017	5.72								
2/21/2017	5.67								
2/28/2017						5.99			
3/1/2017			7.42						
3/2/2017		7.68							
4/26/2017	5.56	7.45	7.4						
5/9/2017						6.3			
6/28/2017		7.65	7.5						
6/30/2017	5.72								
7/13/2017						5.57			
9/22/2017						5.5			
9/29/2017						5.58			
10/4/2017	5.87	7.49	7.45						
10/6/2017						5.51			
10/11/2017						5.47			
10/12/2017					5.57				
11/21/2017					5.49				
1/11/2018					5.87				
2/20/2018					5.9				
3/27/2018	5.83								
3/28/2018		7.91	7.74						
3/30/2018						5.51			
4/3/2018					5.66				
6/7/2018		7.69							
6/8/2018			7.64						
6/11/2018	5.69								
6/13/2018						5.5			
6/29/2018					5.49				
8/6/2018					5.52				
9/24/2018					5.37				
9/26/2018						5.53			
10/1/2018		7.39	7.47						
10/2/2018	5.39								
2/26/2019	5.77								
2/27/2019		7.55	7.54						
3/6/2019						5.21			
4/1/2019	5.62	7.87	7.74						
4/4/2019						5.74			
9/25/2019	5.69	7.64	7.47						
9/26/2019						5.51			
2/11/2020			7.09						

Time Series

Constituent: pH (S.U.) Analysis Run 10/6/2022 10:47 AM

Plant Yates Client: Southern Company Data: Plant Yates AMA-R6

	YGWA-30I (bg)	YGWA-3D (bg)	YGWA-3I (bg)	PZ-35	PZ-37	YGWC-36A	PZ-37D	PZ-52D	PZ-51
2/12/2020	5.8	7.83							
3/19/2020	6	7.65	7.31						
3/25/2020				5.65		5.49			
9/23/2020		7.57	7.37						
9/24/2020	5.67			5.52					
9/25/2020					5.46				
10/7/2020						5.86			
2/9/2021					5.42				
2/10/2021		7.81	7.58	5.53		6.31			
2/11/2021	5.73								
3/1/2021	5.78								
3/3/2021		8.39	8.23						
3/4/2021				5.64	5.51	5.67			
8/19/2021		5.34							
8/25/2021					5.48				
8/27/2021			7.39						
9/1/2021				6.82					
9/3/2021						5.06	7.44		
2/9/2022		7.97	7.66						
2/10/2022				5.35	4.93 (D)				4.46
2/11/2022	5.59					5.58	7.84	6.4	
8/31/2022	5.87	7.65	7.49	5.28					
9/1/2022					4.98	5.18	8.06	6.2	4.74

Time Series

Constituent: Selenium (mg/L) Analysis Run 10/6/2022 10:47 AM

Plant Yates Client: Southern Company Data: Plant Yates AMA-R6

	YAMW-1	YAMW-2	YAMW-3	YAMW-4	YAMW-5	YGWA-17S (bg)	YGWA-18I (bg)	YGWA-18S (bg)	YGWA-20S (bg)
6/6/2016							<0.005	<0.005	
6/7/2016						0.001 (J)			<0.005
7/27/2016						0.0012 (J)	<0.005	<0.005	<0.005
9/16/2016						0.0015 (J)		<0.005	
9/19/2016							<0.005		<0.005
11/2/2016									<0.005
11/3/2016						0.0015 (J)	<0.005	<0.005	
1/11/2017						0.0014 (J)	<0.005	<0.005	
1/13/2017									<0.005
3/1/2017							<0.005	<0.005	
3/2/2017						0.0017 (J)			
3/6/2017									<0.005
4/26/2017							<0.005	<0.005	<0.005
5/2/2017						<0.005			
6/28/2017							<0.005	<0.005	
6/29/2017						<0.005			<0.005
3/28/2018						<0.005	<0.005	<0.005	
3/29/2018									<0.005
6/6/2018									<0.005
6/7/2018							<0.005		
6/11/2018						<0.005		<0.005	
9/25/2018						<0.005	<0.005	<0.005	<0.005
10/16/2018	0.0019 (J)								
3/5/2019						<0.005		<0.005	<0.005
3/6/2019							<0.005		
4/2/2019						<0.005			
4/3/2019							<0.005	<0.005	<0.005
9/25/2019						<0.005			<0.005
9/26/2019	<0.005						<0.005	<0.005	
1/15/2020		<0.005			0.045				
1/16/2020			<0.005	0.0018 (J)					
2/11/2020						<0.005	<0.005	<0.005	
2/12/2020									<0.005
3/24/2020						<0.005	<0.005	<0.005	<0.005
3/25/2020	<0.005								
9/23/2020		<0.005		0.016		<0.005	<0.005	<0.005	
9/24/2020	<0.005				0.026				<0.005
2/9/2021	<0.005	<0.005		<0.005	0.06		<0.005	<0.005	<0.005
3/3/2021	<0.005	<0.005		<0.005		<0.005	<0.005	<0.005	<0.005
3/4/2021					0.061				
8/25/2021				0.019					
8/26/2021					0.055			<0.005	
8/27/2021						<0.005	<0.005		<0.005
9/1/2021	0.0027 (J)	<0.005							
2/9/2022						<0.005	<0.005	<0.005	<0.005
2/10/2022	0.0034 (J)	<0.005	<0.005	0.019	0.057				
8/30/2022						<0.005	<0.005	<0.005	
8/31/2022	0.0041 (J)								<0.005
9/1/2022		<0.005	<0.005	0.023	0.048				

Time Series

Constituent: Selenium (mg/L) Analysis Run 10/6/2022 10:47 AM

Plant Yates Client: Southern Company Data: Plant Yates AMA-R6

	YGWA-21I (bg)	YGWA-39 (bg)	YGWA-40 (bg)	YGWA-4I (bg)	YGWA-5D (bg)	YGWA-5I (bg)	YGWC-23S	YGWC-38	YGWC-41
6/2/2016				<0.005	<0.005	<0.005			
6/7/2016	0.00048 (J)						0.037		
7/26/2016				0.0009 (J)	<0.005	0.0009 (J)			
7/28/2016	<0.005						0.0385		
9/14/2016				<0.005	<0.005	<0.005			
9/19/2016	0.0014 (J)								
9/20/2016							0.0464		
11/2/2016				<0.005	<0.005				
11/3/2016	<0.005								
11/4/2016						<0.005			
11/8/2016							0.0521		
1/12/2017					<0.005	<0.005			
1/13/2017	<0.005			<0.005					
1/16/2017							0.0469		
3/6/2017	<0.005			<0.005					
3/7/2017					<0.005	<0.005			
3/9/2017							0.0437		
4/26/2017	<0.005								
5/1/2017				<0.005	<0.005				
5/2/2017						<0.005	0.0395		
6/27/2017					<0.005	<0.005			
6/29/2017	<0.005			<0.005					
7/10/2017							0.0386		
10/11/2017		<0.005							
10/12/2017			<0.005					0.265	0.0191
11/20/2017		<0.005	0.0042 (J)					0.246	
11/21/2017									0.0687
1/10/2018			0.0043 (J)						
1/11/2018		<0.005							0.069
1/12/2018								0.249	
2/19/2018			<0.005						0.071
2/20/2018		<0.005						0.253	
3/29/2018	<0.005			<0.005	<0.005	<0.005			
3/30/2018							0.028		
4/3/2018		<0.005	<0.005					0.23	0.067
6/5/2018	<0.005								
6/6/2018					<0.005				
6/7/2018				<0.005		<0.005			
6/12/2018							0.026		
6/27/2018									0.066
6/28/2018		<0.005	0.0032 (J)					0.23	
8/7/2018		<0.005	0.0031 (J)					0.2	0.061
9/24/2018		0.0015 (J)	0.0026 (J)					0.2	0.061
9/25/2018	<0.005								
9/26/2018				<0.005	<0.005	<0.005			
9/27/2018							0.023		
3/4/2019				<0.005	<0.005	<0.005			
3/5/2019	<0.005								
3/6/2019							0.019		
4/2/2019	<0.005								
4/3/2019				<0.005	<0.005	<0.005			
4/4/2019							0.017		

Time Series

Constituent: Selenium (mg/L) Analysis Run 10/6/2022 10:47 AM

Plant Yates Client: Southern Company Data: Plant Yates AMA-R6

	YGWA-21I (bg)	YGWA-39 (bg)	YGWA-40 (bg)	YGWA-4I (bg)	YGWA-5D (bg)	YGWA-5I (bg)	YGWC-23S	YGWC-38	YGWC-41
8/21/2019		<0.005	0.0024 (J)						
8/22/2019								0.14	0.058
9/24/2019	<0.005				<0.005	<0.005			
9/25/2019				<0.005					
9/27/2019							0.018		
10/9/2019		<0.005	0.0026 (J)					0.12	0.052
2/12/2020	<0.005	<0.005	0.002 (J)	<0.005	<0.005	<0.005			
3/24/2020	<0.005		0.002 (J)		<0.005	<0.005			
3/25/2020		<0.005		<0.005				0.099	0.057
3/26/2020							0.024		
9/22/2020				<0.005	<0.005	<0.005			
9/24/2020	<0.005	<0.005	0.0016 (J)				0.031		
9/25/2020								0.076	0.046
2/8/2021					<0.005	<0.005			
2/9/2021	<0.005			<0.005			0.032	0.073	
2/10/2021		<0.005	<0.005						0.033
3/2/2021					<0.005	<0.005			
3/3/2021				0.0019 (J)					
3/4/2021	<0.005	<0.005	<0.005				0.037	0.076	0.037
8/25/2021							0.032		
8/26/2021		<0.005		<0.005	<0.005	<0.005		0.06	0.027
9/1/2021	<0.005								
9/3/2021			<0.005						
2/8/2022		<0.005	0.0014 (J)						0.031
2/9/2022	<0.005								
2/10/2022					<0.005	<0.005	0.039	0.064	
2/11/2022				<0.005					
8/30/2022	<0.005				<0.005	<0.005			
8/31/2022		<0.005	<0.005	<0.005					
9/1/2022							0.036	0.055	0.027

Time Series

Constituent: Selenium (mg/L) Analysis Run 10/6/2022 10:47 AM

Plant Yates Client: Southern Company Data: Plant Yates AMA-R6

	YGWC-42	YGWC-43	YGWC-49	YGWA-47 (bg)	GWA-2 (bg)	YGWA-14S (bg)	YGWA-1D (bg)	YGWA-1I (bg)	YGWA-2I (bg)
5/1/2007					<0.005				
9/11/2007					<0.005				
3/20/2008					<0.005				
8/27/2008					<0.005				
3/3/2009					<0.005				
11/18/2009					<0.005				
3/3/2010					<0.005				
9/8/2010					<0.005				
3/10/2011					<0.005				
9/8/2011					<0.005				
3/5/2012					<0.005				
9/10/2012					<0.005				
2/6/2013					<0.005				
8/12/2013					<0.005				
2/5/2014					<0.005				
8/5/2014					<0.005				
2/4/2015					<0.005				
8/3/2015					<0.005				
2/16/2016					<0.005				
6/1/2016							<0.005	<0.005	
6/2/2016						0.0011 (J)			
7/25/2016								<0.005	
7/26/2016						0.0016 (J)	<0.005		
8/30/2016	0.0711			0.0017 (J)					
8/31/2016		<0.005			<0.005				
9/1/2016			0.0086 (J)						
9/13/2016							<0.005	<0.005	
9/14/2016									<0.005
9/15/2016						0.0014 (J)			
11/1/2016							<0.005		
11/2/2016						<0.005			
11/4/2016								<0.005	<0.005
11/14/2016				<0.005					
11/15/2016			0.0056 (J)						
11/16/2016	0.0313	<0.005							
11/28/2016					<0.005				
12/15/2016									<0.005
1/10/2017						0.0012 (J)			
1/11/2017							<0.005		
1/16/2017								<0.005	<0.005
2/22/2017					<0.005				
2/24/2017		<0.005		0.0011 (J)					
2/27/2017	0.0316		0.0098 (J)						
3/2/2017							<0.005	<0.005	
3/3/2017									<0.005
3/8/2017						<0.005			
4/26/2017						<0.005			
4/27/2017							<0.005	<0.005	
4/28/2017									<0.005
5/8/2017				<0.005	<0.005				
5/9/2017			0.0076 (J)						
5/10/2017	0.053	<0.005							

Time Series

Constituent: Selenium (mg/L) Analysis Run 10/6/2022 10:47 AM

Plant Yates Client: Southern Company Data: Plant Yates AMA-R6

	YGWC-42	YGWC-43	YGWC-49	YGWA-47 (bg)	GWA-2 (bg)	YGWA-14S (bg)	YGWA-1D (bg)	YGWA-1I (bg)	YGWA-2I (bg)
5/26/2017									<0.005
6/27/2017							<0.005	<0.005	
6/28/2017									<0.005
6/30/2017						<0.005			
7/11/2017	0.0697	<0.005		<0.005					
7/13/2017			0.0093 (J)						
7/17/2017					<0.005				
10/10/2017				<0.005					
10/11/2017			0.0089 (J)						
10/12/2017	0.0594	<0.005							
10/16/2017					<0.005				
2/19/2018					<0.005				
3/27/2018						<0.005		<0.005	
3/28/2018									<0.005
3/29/2018							<0.005		
4/2/2018				<0.005					
4/4/2018	0.055	<0.005	<0.005						
8/6/2018					<0.005				
9/19/2018				<0.005					
9/20/2018	0.041	<0.005	0.0081 (J)						
2/25/2019					<0.005				
2/26/2019						<0.005			
2/27/2019							<0.005	<0.005	<0.005
3/28/2019							<0.005	<0.005	
3/29/2019						0.0019 (J)			<0.005
6/12/2019					<0.005				
8/19/2019					<0.005				
8/20/2019				<0.005					
8/21/2019		<0.005							
8/22/2019	0.047								
9/24/2019							<0.005	<0.005	<0.005
9/25/2019						<0.005			
9/26/2019			0.0077 (J)						
10/8/2019					<0.005				
10/9/2019	0.042	<0.005							
2/10/2020							<0.005	<0.005	
2/11/2020									<0.005
2/12/2020						<0.005			
3/17/2020					<0.005				
3/18/2020						<0.005		<0.005	
3/19/2020							<0.005		<0.005
3/25/2020	0.046	<0.005	0.0085 (J)						
8/26/2020					<0.005				
8/27/2020				<0.005					
9/22/2020					<0.005				
9/23/2020							<0.005	<0.005	<0.005
9/24/2020	0.046		0.0091 (J)						
9/25/2020		<0.005				<0.005			
2/9/2021		<0.005	0.0079 (J)						
2/10/2021	0.043					<0.005			<0.005
2/12/2021							<0.005	<0.005	
3/2/2021					<0.005	<0.005			

Time Series

Constituent: Selenium (mg/L) Analysis Run 10/6/2022 10:47 AM

Plant Yates Client: Southern Company Data: Plant Yates AMA-R6

	YGWC-42	YGWC-43	YGWC-49	YGWA-47 (bg)	GWA-2 (bg)	YGWA-14S (bg)	YGWA-1D (bg)	YGWA-1I (bg)	YGWA-2I (bg)
3/3/2021							<0.005	<0.005	<0.005
3/4/2021	0.048	<0.005	0.0058						
8/19/2021				<0.005		<0.005	<0.005	<0.005	
8/20/2021					<0.005				
8/25/2021	0.043								
8/27/2021									<0.005
9/1/2021			0.0066						
9/27/2021		<0.005							
2/8/2022		<0.005	0.0075	<0.005	<0.005				
2/9/2022							<0.005	<0.005	<0.005
2/10/2022	0.044					0.0014 (J)			
8/30/2022					<0.005		<0.005		<0.005
8/31/2022			0.0062	<0.005		<0.005		<0.005	
9/1/2022	0.035	<0.005							

Time Series

Constituent: Selenium (mg/L) Analysis Run 10/6/2022 10:47 AM

Plant Yates Client: Southern Company Data: Plant Yates AMA-R6

	YGWA-30I (bg)	YGWA-3D (bg)	YGWA-3I (bg)	PZ-35	PZ-37	YGWC-36A	PZ-37D	PZ-52D	PZ-51
6/1/2016			<0.005						
6/2/2016	<0.005	<0.005							
7/25/2016	<0.005		<0.005						
7/26/2016		<0.005							
9/2/2016						0.0012 (J)			
9/14/2016			<0.005						
9/15/2016		<0.005							
9/19/2016	<0.005								
11/1/2016	<0.005	<0.005	<0.005						
11/14/2016						<0.005			
1/11/2017		<0.005	<0.005						
1/16/2017	<0.005								
2/21/2017	<0.005								
2/28/2017						0.0017 (J)			
3/1/2017			<0.005						
3/2/2017		<0.005							
4/26/2017	<0.005	<0.005	<0.005						
5/9/2017						0.0018 (J)			
6/28/2017		<0.005	<0.005						
6/30/2017	<0.005								
7/13/2017						0.0031 (J)			
9/22/2017						0.0024 (J)			
9/29/2017						0.002 (J)			
10/6/2017						<0.005			
10/12/2017					0.234				
11/21/2017					0.225				
1/11/2018					0.168				
2/20/2018					0.315				
3/27/2018	<0.005								
3/28/2018		<0.005	<0.005						
3/30/2018						<0.005			
4/3/2018					0.28				
6/13/2018						0.0024 (J)			
6/29/2018					0.26				
8/6/2018					0.21				
9/24/2018					0.33				
9/26/2018						0.0037 (J)			
10/16/2018				<0.005					
2/26/2019	<0.005								
2/27/2019		<0.005	<0.005						
3/6/2019						0.0033 (J)			
4/1/2019	<0.005	<0.005	<0.005						
4/4/2019						0.0029 (J)			
9/25/2019	<0.005	<0.005	<0.005						
9/26/2019				<0.005		0.0019 (J)			
2/11/2020			<0.005						
2/12/2020	<0.005	<0.005							
3/19/2020	<0.005	<0.005	<0.005						
3/25/2020				<0.005		0.0024 (J)			
9/23/2020		<0.005	<0.005						
9/24/2020	<0.005			<0.005					
9/25/2020					0.32				

Time Series

Constituent: Selenium (mg/L) Analysis Run 10/6/2022 10:47 AM

Plant Yates Client: Southern Company Data: Plant Yates AMA-R6

	YGWA-30I (bg)	YGWA-3D (bg)	YGWA-3I (bg)	PZ-35	PZ-37	YGWC-36A	PZ-37D	PZ-52D	PZ-51
10/7/2020						<0.005			
2/9/2021					0.28				
2/10/2021		<0.005	<0.005	<0.005		<0.005			
2/11/2021	<0.005								
3/1/2021	<0.005								
3/3/2021		<0.005	<0.005						
3/4/2021				<0.005	0.27	<0.005			
8/19/2021	<0.005	<0.005							
8/25/2021					0.2				
8/27/2021			<0.005						
9/1/2021				0.0016 (J)					
9/3/2021						<0.005	<0.005		
2/9/2022		<0.005	<0.005						
2/10/2022				0.003 (J)	0.2				0.029
2/11/2022	<0.005					<0.005	<0.005	0.0025 (J)	
8/31/2022	<0.005	<0.005	<0.005	0.0033 (J)					
9/1/2022					0.17	<0.005	<0.005	0.0041 (J)	0.026

Time Series

Constituent: Sulfate (mg/L) Analysis Run 10/6/2022 10:47 AM

Plant Yates Client: Southern Company Data: Plant Yates AMA-R6

	YAMW-1	YAMW-2	YAMW-3	YAMW-4	YAMW-5	YGWA-17S (bg)	YGWA-18I (bg)	YGWA-18S (bg)	YGWA-20S (bg)
6/6/2016							1.2	1.8	
6/7/2016						4.4			<1
7/27/2016						4.7	1.7	1.9	0.08 (J)
9/16/2016						4.8		1.7	
9/19/2016							1.8		0.08 (J)
11/2/2016									0.1 (J)
11/3/2016						5.3	0.69 (J)	1.9	
1/11/2017						5.2	<1	1.7	
1/13/2017									<1
3/1/2017							1.8	<1	
3/2/2017						5			
3/6/2017									<1
4/26/2017							1.6	1.9	<1
5/2/2017						5			
6/28/2017							<1	<1	
6/29/2017						5.2			<1
10/4/2017						5.3		1.7	<1
10/5/2017							1.6		
6/6/2018									0.049 (J)
6/7/2018							0.68 (J)		
6/11/2018						5.2		0.95 (J)	
9/25/2018						6.1	1	1.5	0.13 (J)
10/16/2018	83.7								
4/2/2019						5.1			
4/3/2019							0.82 (J)	1.3	0.12 (J)
9/25/2019						5.5			<1
9/26/2019	46.6						0.64 (J)	1	
3/24/2020						5.4	<1	0.99 (J)	<1
3/25/2020	11.7								
9/23/2020		9.1		152		5.1	0.53 (J)	1.1	
9/24/2020	13.1				438				<1
3/3/2021	16.9	7.9		91.7		5.2	<1	1	<1
3/4/2021					340				
8/25/2021				164					
8/26/2021					338			1.2	
8/27/2021						5.3	0.59 (J)		<1
9/1/2021	94.7	8.3							
2/9/2022						4.8	0.51 (J)	1.1	<1
2/10/2022	120	7.1	305	160	276				
8/30/2022						4.7	0.78 (J)	1.3	
8/31/2022	173								<1
9/1/2022		6.6	324	179	354				

Time Series

Constituent: Sulfate (mg/L) Analysis Run 10/6/2022 10:47 AM

Plant Yates Client: Southern Company Data: Plant Yates AMA-R6

	YGWA-21I (bg)	YGWA-39 (bg)	YGWA-40 (bg)	YGWA-4I (bg)	YGWA-5D (bg)	YGWA-5I (bg)	YGWC-23S	YGWC-38	YGWC-41
6/2/2016				8	20	1.9			
6/7/2016	5.2						56		
7/26/2016				7.7	20	1.8			
7/28/2016	5.1						57		
9/14/2016				7.5	19	1.8			
9/19/2016	4.8								
9/20/2016							68		
11/2/2016				8.2	20				
11/3/2016	5								
11/4/2016						2			
11/8/2016							79		
1/12/2017					19	1.9			
1/13/2017	4.3			8.1					
1/16/2017							72		
3/6/2017	4.5			8					
3/7/2017					20	2.1			
3/9/2017							69		
4/26/2017	4.9								
5/1/2017				8.4	20				
5/2/2017						2	60		
6/27/2017					18	2.1			
6/29/2017	5.5			9.2					
7/10/2017							57		
10/3/2017	5.8				16	2.3			
10/5/2017				9.6					
10/11/2017		20					52		
10/12/2017			17					940	400
11/20/2017		24	71					980	
11/21/2017									430
1/10/2018			66						
1/11/2018		23							390
1/12/2018								880	
2/19/2018			57.2						414
2/20/2018		20.6						905	
4/3/2018		24.5	49.4					872	406
6/5/2018	6.1								
6/6/2018					8.3				
6/7/2018				8.5		2			
6/12/2018							41.4		
6/27/2018									357
6/28/2018		22	43.8					869	
8/7/2018		20.7	40.5					879	346
9/24/2018		21.2	39.7					872	358
9/25/2018	7								
9/26/2018				10.2	7.9	2.3			
9/27/2018							39.6		
3/26/2019			34.3						
3/27/2019		17.7						851	
3/28/2019									258
4/2/2019	3.8								
4/3/2019				8.5	7	2.1			
4/4/2019							27.9		

Time Series

Constituent: Sulfate (mg/L) Analysis Run 10/6/2022 10:47 AM

Plant Yates Client: Southern Company Data: Plant Yates AMA-R6

	YGWA-21I (bg)	YGWA-39 (bg)	YGWA-40 (bg)	YGWA-4I (bg)	YGWA-5D (bg)	YGWA-5I (bg)	YGWC-23S	YGWC-38	YGWC-41
9/24/2019	1				5.5	2.4			
9/25/2019				8.5					
9/27/2019							30.3		
10/9/2019		15	27.9					708	263
3/24/2020	3		25.2		5.9	2.1			
3/25/2020		14.3		8.8				483	214
3/26/2020							36.5		
9/22/2020				8.2	5.5	2.1			
9/24/2020	3.6	11.7	22.9				52.5		
9/25/2020								414	175
3/2/2021					2.6	2.3			
3/3/2021				7.8					
3/4/2021	4.5	12	21.5				61.7 (M1)	356	117
8/25/2021							68		
8/26/2021		19.2		8.5	6	2.4		328	117
9/1/2021	5								
9/3/2021			21.3						
2/8/2022		14.6	17.9						109
2/9/2022	3.9								
2/10/2022					4.9	2.4	78.7	290	
2/11/2022				7.7					
8/30/2022	3.2				5.7	2.4			
8/31/2022		10.9	17.9	8					
9/1/2022							79	282	117

Time Series

Constituent: Sulfate (mg/L) Analysis Run 10/6/2022 10:47 AM

Plant Yates Client: Southern Company Data: Plant Yates AMA-R6

	YGWC-42	YGWC-43	YGWC-49	YGWA-47 (bg)	GWA-2 (bg)	YGWA-14S (bg)	YGWA-1D (bg)	YGWA-1I (bg)	YGWA-2I (bg)
6/1/2016							5	4.2	
6/2/2016						6.6			
7/25/2016								3.7	
7/26/2016						6.1	5.4		
8/30/2016	980			160					
8/31/2016		34			29				
9/1/2016			95						
9/13/2016							2.9	5.2	
9/14/2016									9.4
9/15/2016						6.1			
11/1/2016							3.9		
11/2/2016						6.3			
11/4/2016								5	13
11/14/2016				150					
11/15/2016			94						
11/16/2016	940	240							
11/28/2016					36				
12/15/2016									1.8
1/10/2017						5.9			
1/11/2017							3.7		
1/16/2017								7.9	11
2/22/2017					43				
2/24/2017		89		120					
2/27/2017	940		84						
3/2/2017							4.6	7.4	
3/3/2017									8.8
3/8/2017						7			
4/26/2017						7			
4/27/2017							5.2	7.4	
4/28/2017									10
5/8/2017				120	60				
5/9/2017			91						
5/10/2017	1200	100							
5/26/2017									12
6/27/2017							5.9	6.4	
6/28/2017									11
6/30/2017						6.5			
7/11/2017	1300	110		110					
7/13/2017			88						
7/17/2017					63				
10/3/2017							6.6	5.9	7.9
10/5/2017						7.9			
10/10/2017				93					
10/11/2017			86						
10/12/2017	1100	120							
10/16/2017					62				
2/19/2018					64.6				
4/2/2018				88.8					
4/4/2018	1020	160	76.5						
6/5/2018							6.4		
6/6/2018								4.4	
6/7/2018									8.8

Time Series

Constituent: Sulfate (mg/L) Analysis Run 10/6/2022 10:47 AM

Plant Yates Client: Southern Company Data: Plant Yates AMA-R6

	YGWC-42	YGWC-43	YGWC-49	YGWA-47 (bg)	GWA-2 (bg)	YGWA-14S (bg)	YGWA-1D (bg)	YGWA-1I (bg)	YGWA-2I (bg)
6/8/2018						6.4			
8/6/2018					42.1				
9/19/2018				75					
9/20/2018	810	247	84.1						
10/1/2018						6.8	5.6	4	9.1
2/25/2019					42.1				
3/27/2019	831			65.9					
3/28/2019		181	82.8				8	4.3	
3/29/2019						7.3			9
6/12/2019					83.4				
9/24/2019							5.3	4.3	9.1
9/25/2019						6.6			
9/26/2019			80						
10/8/2019				52.3	128				
10/9/2019	725	279							
3/17/2020				71.6	98.6				
3/18/2020						8.1		5.3	
3/19/2020							10		12.4
3/25/2020	642	164	76.1						
9/22/2020				51.5	145				
9/23/2020							8.1	3.4	11.8
9/24/2020	579		77						
9/25/2020		281				6.1			
3/1/2021				51.6					
3/2/2021					156	6			
3/3/2021							9	4.4	10.6
3/4/2021	537	328	75.1						
8/19/2021				52.6		6.7	8.9	4.9	
8/20/2021					121				
8/25/2021	500								
8/27/2021									16.7
9/1/2021			79.8						
9/27/2021		56.5							
2/8/2022		133	73.9	50.9	107				
2/9/2022							9.3	5.1	18
2/10/2022	485					6.2			
8/30/2022					101		10.2		20.1
8/31/2022			71	48		5.8		4.8	
9/1/2022	502	169							

Time Series

Constituent: Sulfate (mg/L) Analysis Run 10/6/2022 10:47 AM

Plant Yates Client: Southern Company Data: Plant Yates AMA-R6

	YGWA-30I (bg)	YGWA-3D (bg)	YGWA-3I (bg)	PZ-35	PZ-37	YGWC-36A	PZ-37D	PZ-52D	PZ-51
6/1/2016			12						
6/2/2016	1.3	5.8							
7/25/2016	1.2		8.4						
7/26/2016		6.7							
9/2/2016						72			
9/14/2016			8.6						
9/15/2016		6							
9/19/2016	1.2								
11/1/2016	1.3	4.9	8.9						
11/14/2016						110			
1/11/2017		4.5	8.6						
1/16/2017	<1								
2/21/2017	1.4								
2/28/2017						110			
3/1/2017			9.3						
3/2/2017		4.4							
4/26/2017	1.4	5.1	11						
5/9/2017						130			
6/28/2017		5.4	12						
6/30/2017	<1								
7/13/2017						140			
9/22/2017						160			
9/29/2017						160			
10/4/2017	1.4	6.2	12						
10/6/2017						160			
10/11/2017						150			
10/12/2017					650				
11/21/2017					700				
1/11/2018					590				
2/20/2018					677				
4/3/2018					615				
6/7/2018		6.7							
6/8/2018			9.6						
6/11/2018	1.1								
6/13/2018						144			
6/29/2018					634				
8/6/2018					623				
9/24/2018					674				
9/26/2018						160			
10/1/2018		7.1	9.1						
10/2/2018	1								
10/16/2018				34.2					
4/1/2019	0.96 (J)	7.2	8.5						
4/4/2019						119			
9/25/2019	0.81 (J)	7	13.8						
9/26/2019				14.3		84.8			
3/19/2020	1.6	9	12.9						
3/25/2020				36.1		58.8			
9/23/2020		6.9	16.8						
9/24/2020	0.69 (J)			7.2					
9/25/2020					563				
10/7/2020						18.2			

Time Series

Constituent: Sulfate (mg/L) Analysis Run 10/6/2022 10:47 AM

Plant Yates Client: Southern Company Data: Plant Yates AMA-R6

	YGWA-30I (bg)	YGWA-3D (bg)	YGWA-3I (bg)	PZ-35	PZ-37	YGWC-36A	PZ-37D	PZ-52D	PZ-51
3/1/2021	0.88 (J)								
3/3/2021		7	9.6						
3/4/2021				8.8	485	6.3			
8/19/2021	1	7.5							
8/25/2021					472				
8/27/2021			18.2						
9/1/2021				38.7					
9/3/2021						13.8	153		
2/9/2022		7.2	16						
2/10/2022				42.6	452				306
2/11/2022	2.8					16.4	115	209	
8/31/2022	1.1	6.9	13.9	67.9					
9/1/2022					490	28.2	381	280	346

Time Series

Constituent: Thallium (mg/L) Analysis Run 10/6/2022 10:47 AM

Plant Yates Client: Southern Company Data: Plant Yates AMA-R6

	YAMW-1	YAMW-2	YAMW-3	YAMW-4	YAMW-5	YGWA-17S (bg)	YGWA-18I (bg)	YGWA-18S (bg)	YGWA-20S (bg)
6/6/2016							<0.001	<0.001	
6/7/2016						<0.001			<0.001
7/27/2016						<0.001	<0.001	<0.001	<0.001
9/16/2016						<0.001		<0.001	
9/19/2016							<0.001		<0.001
11/2/2016									<0.001
11/3/2016						<0.001	<0.001	<0.001	
1/11/2017						<0.001	<0.001	<0.001	
1/13/2017									<0.001
3/1/2017							<0.001	<0.001	
3/2/2017						<0.001			
3/6/2017									<0.001
4/26/2017							<0.001	<0.001	<0.001
5/2/2017						<0.001			
6/28/2017							<0.001	<0.001	
6/29/2017						<0.001			<0.001
3/28/2018						<0.001	<0.001	<0.001	
3/29/2018									<0.001
3/5/2019						<0.001		<0.001	<0.001
3/6/2019							<0.001		
4/2/2019						<0.001			
4/3/2019							<0.001	<0.001	<0.001
9/25/2019						<0.001			<0.001
9/26/2019	<0.001						<0.001	<0.001	
2/11/2020						<0.001	<0.001	<0.001	
2/12/2020									<0.001
3/24/2020						<0.001	<0.001	<0.001	<0.001
3/25/2020	<0.001								
9/23/2020		<0.001		<0.001		<0.001	<0.001	<0.001	
9/24/2020	<0.001				<0.001				<0.001
2/9/2021	<0.001	<0.001		<0.001	<0.001		<0.001	<0.001	<0.001
2/9/2022						<0.001	<0.001	<0.001	<0.001
2/10/2022	<0.001	<0.001	<0.001	<0.001	<0.001				
8/30/2022						<0.001	<0.001	<0.001	
8/31/2022	<0.001								<0.001
9/1/2022		<0.001	<0.001	<0.001	<0.001				

Time Series

Constituent: Thallium (mg/L) Analysis Run 10/6/2022 10:47 AM

Plant Yates Client: Southern Company Data: Plant Yates AMA-R6

	YGWA-21I (bg)	YGWA-39 (bg)	YGWA-40 (bg)	YGWA-4I (bg)	YGWA-5D (bg)	YGWA-5I (bg)	YGWC-23S	YGWC-38	YGWC-41
6/2/2016				<0.001	<0.001	<0.001			
6/7/2016	<0.001						<0.001		
7/26/2016				<0.001	<0.001	<0.001			
7/28/2016	<0.001						<0.001		
9/14/2016				<0.001	<0.001	<0.001			
9/19/2016	<0.001								
9/20/2016							<0.001		
11/2/2016				<0.001	<0.001				
11/3/2016	<0.001								
11/4/2016						<0.001			
11/8/2016							<0.001		
1/12/2017					<0.001	<0.001			
1/13/2017	<0.001			<0.001					
1/16/2017							<0.001		
3/6/2017	<0.001			<0.001					
3/7/2017					<0.001	<0.001			
3/9/2017							<0.001		
4/26/2017	<0.001								
5/1/2017				<0.001	<0.001				
5/2/2017						<0.001	<0.001		
6/27/2017					<0.001	<0.001			
6/29/2017	<0.001			<0.001					
7/10/2017							<0.001		
10/11/2017		<0.001							
10/12/2017			<0.001					<0.001	<0.001
11/20/2017		<0.001	<0.001					<0.001	
11/21/2017									<0.001
1/10/2018			<0.001						
1/11/2018		<0.001							<0.001
1/12/2018								<0.001	
2/19/2018			<0.001						<0.001
2/20/2018		<0.001						<0.001	
3/29/2018	<0.001			<0.001	<0.001	<0.001			
3/30/2018							<0.001		
4/3/2018		<0.001	<0.001					<0.001	<0.001
6/27/2018									<0.001
6/28/2018		<0.001	<0.001					<0.001	
8/7/2018		<0.001	<0.001					<0.001	<0.001
9/24/2018		<0.001	<0.001					<0.001	<0.001
9/25/2018	<0.001								
3/4/2019				<0.001	<0.001	<0.001			
3/5/2019	<0.001								
3/6/2019							<0.001		
4/2/2019	<0.001								
4/3/2019				<0.001	<0.001	<0.001			
4/4/2019							<0.001		
8/21/2019		<0.001	<0.001						
8/22/2019								<0.001	<0.001
9/24/2019	<0.001				<0.001	<0.001			
9/25/2019				<0.001					
9/27/2019							<0.001		
2/12/2020	<0.001	<0.001	<0.001	<0.001	<0.001	<0.001			

Time Series

Constituent: Thallium (mg/L) Analysis Run 10/6/2022 10:47 AM

Plant Yates Client: Southern Company Data: Plant Yates AMA-R6

	YGWA-21I (bg)	YGWA-39 (bg)	YGWA-40 (bg)	YGWA-4I (bg)	YGWA-5D (bg)	YGWA-5I (bg)	YGWC-23S	YGWC-38	YGWC-41
3/24/2020	<0.001		<0.001		<0.001	<0.001			
3/25/2020		<0.001		<0.001				<0.001	<0.001
3/26/2020							<0.001		
9/22/2020				<0.001	<0.001	<0.001			
9/24/2020	<0.001	<0.001	<0.001				<0.001		
9/25/2020								<0.001	<0.001
2/8/2021					<0.001	<0.001			
2/9/2021	<0.001			<0.001			<0.001	<0.001	
2/10/2021		<0.001	<0.001						<0.001
2/8/2022		<0.001	<0.001						<0.001
2/9/2022	<0.001								
2/10/2022					<0.001	<0.001	<0.001	<0.001	
2/11/2022				<0.001					
8/30/2022	<0.001				<0.001	<0.001			
8/31/2022		<0.001	<0.001	<0.001					
9/1/2022							<0.001	<0.001	<0.001

Time Series

Constituent: Thallium (mg/L) Analysis Run 10/6/2022 10:47 AM

Plant Yates Client: Southern Company Data: Plant Yates AMA-R6

	YGWC-42	YGWC-43	YGWC-49	YGWA-47 (bg)	GWA-2 (bg)	YGWA-14S (bg)	YGWA-1D (bg)	YGWA-1I (bg)	YGWA-2I (bg)
5/1/2007					<0.001				
9/11/2007					<0.001				
3/20/2008					<0.001				
8/27/2008					<0.001				
3/3/2009					<0.001				
11/18/2009					<0.001				
3/3/2010					<0.001				
9/8/2010					<0.001				
3/10/2011					<0.001				
9/8/2011					<0.001				
3/5/2012					<0.001				
9/10/2012					<0.001				
2/6/2013					<0.001				
8/12/2013					<0.001				
2/5/2014					<0.001				
8/5/2014					<0.001				
2/4/2015					<0.001				
2/16/2016					<0.001				
6/1/2016							<0.001	<0.001	
6/2/2016						<0.001			
7/25/2016								<0.001	
7/26/2016						<0.001	<0.001		
8/30/2016	<0.001			<0.001					
8/31/2016		<0.001			<0.001				
9/1/2016			<0.001						
9/13/2016							<0.001	<0.001	
9/14/2016									<0.001
9/15/2016						<0.001			
11/1/2016							<0.001		
11/2/2016						<0.001			
11/4/2016								<0.001	<0.001
11/14/2016				<0.001					
11/15/2016			<0.001						
11/16/2016	<0.001	<0.001							
11/28/2016					<0.001				
12/15/2016									<0.001
1/10/2017						<0.001			
1/11/2017							<0.001		
1/16/2017								<0.001	<0.001
2/22/2017					<0.001				
2/24/2017		<0.001		<0.001					
2/27/2017	<0.001		9E-05 (J)						
3/2/2017							<0.001	<0.001	
3/3/2017									<0.001
3/8/2017						<0.001			
4/26/2017						<0.001			
4/27/2017							<0.001	<0.001	
4/28/2017									<0.001
5/8/2017				<0.001	6E-05 (J)				
5/9/2017			<0.001						
5/10/2017	<0.001	<0.001							
5/26/2017									<0.001

Time Series

Constituent: Thallium (mg/L) Analysis Run 10/6/2022 10:47 AM

Plant Yates Client: Southern Company Data: Plant Yates AMA-R6

	YGWC-42	YGWC-43	YGWC-49	YGWA-47 (bg)	GWA-2 (bg)	YGWA-14S (bg)	YGWA-1D (bg)	YGWA-1I (bg)	YGWA-2I (bg)
6/27/2017							<0.001	<0.001	
6/28/2017									<0.001
6/30/2017						<0.001			
7/11/2017	<0.001	<0.001		<0.001					
7/13/2017			<0.001						
7/17/2017					6E-05 (J)				
10/10/2017				<0.001					
10/11/2017			<0.001						
10/12/2017	<0.001	<0.001							
10/16/2017					7E-05 (J)				
2/19/2018					<0.001				
3/27/2018						<0.001		<0.001	
3/28/2018									<0.001
3/29/2018							<0.001		
4/2/2018				<0.001					
4/4/2018	<0.001	<0.001	<0.001						
8/6/2018					<0.001				
9/19/2018				<0.001					
9/20/2018	<0.001	<0.001	<0.001						
2/25/2019					<0.001				
2/26/2019						<0.001			
2/27/2019							<0.001	<0.001	<0.001
6/12/2019					<0.001				
8/19/2019					5.5E-05 (J)				
8/20/2019				5.8E-05 (J)					
8/21/2019		<0.001							
8/22/2019	<0.001								
9/26/2019			<0.001						
10/8/2019				8.4E-05 (J)	<0.001				
2/10/2020							<0.001	5.5E-05 (J)	
2/11/2020									<0.001
2/12/2020						8.9E-05 (J)			
3/17/2020				<0.001	<0.001				
3/18/2020						<0.001		<0.001	
3/19/2020							<0.001		<0.001
3/25/2020	<0.001	<0.001	<0.001						
8/26/2020					<0.001				
8/27/2020				<0.001					
9/22/2020					<0.001				
9/23/2020							<0.001	<0.001	<0.001
9/24/2020	<0.001		<0.001						
9/25/2020		<0.001				<0.001			
2/9/2021		<0.001	<0.001						
2/10/2021	<0.001					<0.001			<0.001
2/12/2021							<0.001	<0.001	
3/2/2021					<0.001				
8/19/2021				<0.001					
8/20/2021					<0.001				
2/8/2022		<0.001	<0.001	<0.001	<0.001				
2/9/2022							<0.001	<0.001	<0.001
2/10/2022	<0.001					<0.001			
8/30/2022					<0.001		<0.001		<0.001

Time Series

Constituent: Thallium (mg/L) Analysis Run 10/6/2022 10:47 AM

Plant Yates Client: Southern Company Data: Plant Yates AMA-R6

	YGWC-42	YGWC-43	YGWC-49	YGWA-47 (bg)	GWA-2 (bg)	YGWA-14S (bg)	YGWA-1D (bg)	YGWA-1I (bg)	YGWA-2I (bg)
8/31/2022			<0.001	<0.001		<0.001		<0.001	
9/1/2022	<0.001	<0.001							

Time Series

Constituent: Thallium (mg/L) Analysis Run 10/6/2022 10:47 AM

Plant Yates Client: Southern Company Data: Plant Yates AMA-R6

	YGWA-30I (bg)	YGWA-3D (bg)	YGWA-3I (bg)	PZ-35	PZ-37	YGWC-36A	PZ-37D	PZ-52D	PZ-51
6/1/2016			<0.001						
6/2/2016	<0.001	<0.001							
7/25/2016	<0.001		<0.001						
7/26/2016		0.0001 (J)							
9/2/2016						<0.001			
9/14/2016			<0.001						
9/15/2016		<0.001							
9/19/2016	<0.001								
11/1/2016	<0.001	<0.001	<0.001						
11/14/2016						<0.001			
1/11/2017		<0.001	<0.001						
1/16/2017	<0.001								
2/21/2017	<0.001								
2/28/2017						<0.001			
3/1/2017			<0.001						
3/2/2017		<0.001							
4/26/2017	<0.001	<0.001	<0.001						
5/9/2017						<0.001			
6/28/2017		<0.001	<0.001						
6/30/2017	<0.001								
7/13/2017						<0.001			
9/22/2017						<0.001			
9/29/2017						<0.001			
10/6/2017						<0.001			
10/12/2017					<0.001				
11/21/2017					<0.001				
1/11/2018					<0.001				
2/20/2018					<0.001				
3/27/2018	<0.001								
3/28/2018		<0.001	<0.001						
3/30/2018						<0.001			
4/3/2018					<0.001				
6/29/2018					<0.001				
8/6/2018					<0.001				
9/24/2018					<0.001				
2/26/2019	<0.001								
2/27/2019		<0.001	<0.001						
3/6/2019						<0.001			
4/4/2019						<0.001			
9/26/2019				<0.001		<0.001			
2/11/2020			<0.001						
2/12/2020	<0.001	<0.001							
3/19/2020	<0.001	<0.001	<0.001						
3/25/2020				<0.001		<0.001			
9/23/2020		<0.001	0.00016 (J)						
9/24/2020	<0.001			<0.001					
9/25/2020					<0.001				
10/7/2020						<0.001			
2/9/2021					<0.001				
2/10/2021		<0.001	<0.001	<0.001		<0.001			
2/11/2021	<0.001								
2/9/2022		<0.001	<0.001						

Time Series

Constituent: Thallium (mg/L) Analysis Run 10/6/2022 10:47 AM

Plant Yates Client: Southern Company Data: Plant Yates AMA-R6

	YGWA-30I (bg)	YGWA-3D (bg)	YGWA-3I (bg)	PZ-35	PZ-37	YGWC-36A	PZ-37D	PZ-52D	PZ-51
2/10/2022				<0.001	<0.001				<0.001
2/11/2022	<0.001					<0.001	<0.001	<0.001	
8/31/2022	<0.001	<0.001	<0.001	<0.001					
9/1/2022					<0.001	<0.001	<0.001	<0.001	<0.001

Time Series

Constituent: Total Dissolved Solids (mg/L) Analysis Run 10/6/2022 10:47 AM

Plant Yates Client: Southern Company Data: Plant Yates AMA-R6

	YAMW-1	YAMW-2	YAMW-3	YAMW-4	YAMW-5	YGWA-17S (bg)	YGWA-18I (bg)	YGWA-18S (bg)	YGWA-20S (bg)
6/6/2016							120	58	
6/7/2016						28			38
7/27/2016						74	94	35	74
9/16/2016						67		35	
9/19/2016							92		45
11/2/2016									53
11/3/2016						41	104	48	
1/11/2017						104	133	95	
1/13/2017									46
3/1/2017							119	79	
3/2/2017						77			
3/6/2017									164
4/26/2017							162	36	34
5/2/2017						142			
6/28/2017							98	45	
6/29/2017						53			68
10/4/2017						61		45	54
10/5/2017							104		
6/6/2018									79
6/7/2018							68		
6/11/2018						70		74	
9/25/2018						86	109	63	73
10/16/2018	209								
4/2/2019						72			
4/3/2019							89	63	57
9/25/2019						81			75
9/26/2019							126	72	
3/24/2020						71	91	59	76
3/25/2020	139								
9/23/2020		62		329		99	103	81	
9/24/2020	106				788				69
3/3/2021	121	40		245		57	95	37	53
3/4/2021					604				
8/25/2021				332					
8/26/2021					570			31	
8/27/2021						93	112		67
9/1/2021	219	60							
2/9/2022						81	103	60	72
2/10/2022	281	48	606	346	499				
8/30/2022						81	100	52	
8/31/2022	336								62
9/1/2022		52	632	358	662				

Time Series

Constituent: Total Dissolved Solids (mg/L) Analysis Run 10/6/2022 10:47 AM

Plant Yates Client: Southern Company Data: Plant Yates AMA-R6

	YGWA-21I (bg)	YGWA-39 (bg)	YGWA-40 (bg)	YGWA-4I (bg)	YGWA-5D (bg)	YGWA-5I (bg)	YGWC-23S	YGWC-38	YGWC-41
6/2/2016				96	160	66			
6/7/2016	60						130		
7/26/2016				92	177	78			
7/28/2016	81						119		
9/14/2016				102	187	73			
9/19/2016	68								
9/20/2016							132		
11/2/2016				115	181				
11/3/2016	61								
11/4/2016						75			
11/8/2016							146		
1/12/2017					202	86			
1/13/2017	76			67					
1/16/2017							194		
3/6/2017	167			159					
3/7/2017					257	108			
3/9/2017							288		
4/26/2017	50								
5/1/2017				107	165				
5/2/2017						103	221		
6/27/2017					189	73			
6/29/2017	94			79					
7/10/2017							123		
10/3/2017	149				170	89			
10/5/2017				95					
10/11/2017		68					100		
10/12/2017			74					1360	636
11/20/2017		139	179					1390	
11/21/2017									706
1/10/2018			140						
1/11/2018		153							701
1/12/2018								1400	
2/19/2018			119						630
2/20/2018		87						1300	
4/3/2018		85	106					1390	660
6/5/2018	109								
6/6/2018					151				
6/7/2018				90		142			
6/12/2018							115		
6/27/2018									575
6/28/2018		88	112					1310	
8/7/2018		89	103					1340	574
9/24/2018		82	107					1400	588
9/25/2018	122								
9/26/2018				116	144	86			
9/27/2018							105		
3/26/2019			90						
3/27/2019		75						1190	
3/28/2019									372
4/2/2019	134								
4/3/2019				111	142	83			
4/4/2019							85		

Time Series

Constituent: Total Dissolved Solids (mg/L) Analysis Run 10/6/2022 10:47 AM

Plant Yates Client: Southern Company Data: Plant Yates AMA-R6

	YGWA-21I (bg)	YGWA-39 (bg)	YGWA-40 (bg)	YGWA-4I (bg)	YGWA-5D (bg)	YGWA-5I (bg)	YGWC-23S	YGWC-38	YGWC-41
9/24/2019	157				129	79			
9/25/2019				117					
9/27/2019							96		
10/9/2019		119	98					1100	440
3/24/2020	117		84		139	68			
3/25/2020		158		146				883	428
3/26/2020							110		
9/22/2020				83	104	75			
9/24/2020	113	170	77				129		
9/25/2020								664	307
3/2/2021					52	67			
3/3/2021				80					
3/4/2021	110	168	57				96	600	224
8/25/2021							141		
8/26/2021		249		93	123	86		562	225
9/1/2021	137								
9/3/2021			88						
2/8/2022		248	93						226
2/9/2022	131								
2/10/2022					127	77	180	541	
2/11/2022				102					
8/30/2022	122				148	86			
8/31/2022		242	92	92					
9/1/2022							191	499	205

Time Series

Constituent: Total Dissolved Solids (mg/L) Analysis Run 10/6/2022 10:47 AM

Plant Yates Client: Southern Company Data: Plant Yates AMA-R6

	YGWC-42	YGWC-43	YGWC-49	YGWA-47 (bg)	GWA-2 (bg)	YGWA-14S (bg)	YGWA-1D (bg)	YGWA-1I (bg)	YGWA-2I (bg)
6/1/2016							120	54	
6/2/2016						46			
7/25/2016								48	
7/26/2016						54	94		
8/30/2016	1650			319					
8/31/2016		80			209				
9/1/2016			228						
9/13/2016							105	67	
9/14/2016									152
9/15/2016						54			
11/1/2016							44		
11/2/2016						71			
11/4/2016								60	148
11/14/2016				280					
11/15/2016			211						
11/16/2016	1420	112							
11/28/2016					102				
12/15/2016									191
1/10/2017						45			
1/11/2017							107		
1/16/2017								65	180
2/22/2017					164				
2/24/2017		147		162					
2/27/2017	1640		382						
3/2/2017							98	61	
3/3/2017									156
3/8/2017						178			
4/26/2017						52			
4/27/2017							116	31	
4/28/2017									130
5/8/2017				194	145				
5/9/2017			154						
5/10/2017	1630	203							
5/26/2017									223
6/27/2017							89	42	
6/28/2017									166
6/30/2017						45			
7/11/2017	1800	238		193					
7/13/2017			192						
7/17/2017					185				
10/3/2017							119	58	153
10/5/2017						40			
10/10/2017				175					
10/11/2017			177						
10/12/2017	1600	287							
10/16/2017					218				
2/19/2018					173				
4/2/2018				192					
4/4/2018	1520	292	174						
6/5/2018							127		
6/6/2018								96	
6/7/2018									146

Time Series

Constituent: Total Dissolved Solids (mg/L) Analysis Run 10/6/2022 10:47 AM

Plant Yates Client: Southern Company Data: Plant Yates AMA-R6

	YGWC-42	YGWC-43	YGWC-49	YGWA-47 (bg)	GWA-2 (bg)	YGWA-14S (bg)	YGWA-1D (bg)	YGWA-1I (bg)	YGWA-2I (bg)
6/8/2018						114			
8/6/2018					158				
9/19/2018				186					
9/20/2018	1240	434	186						
10/1/2018						50	117	60	155
2/25/2019					92				
3/27/2019	1100			170					
3/28/2019		323	164				87	87	
3/29/2019						63			150
6/12/2019					226				
9/24/2019							124	54	146
9/25/2019						64			
9/26/2019			192						
10/8/2019				172	276				
10/9/2019	1170	501							
3/17/2020				165	185				
3/18/2020						57		35	
3/19/2020							116		148
3/25/2020	1200	352	130						
9/22/2020				141	281				
9/23/2020							108	15	161
9/24/2020	1060		187						
9/25/2020		494				54			
3/1/2021				145					
3/2/2021					296	67			
3/3/2021							99	39	138
3/4/2021	501	592	145						
8/19/2021				134		54	105	44	
8/20/2021					254				
8/25/2021	886								
8/27/2021									150
9/1/2021			163						
9/27/2021		158							
2/8/2022		294	164	151	283				
2/9/2022							105	57	156
2/10/2022	882					56			
8/30/2022					244		116		153
8/31/2022			207	116		51		46	
9/1/2022	934	366							

Time Series

Constituent: Total Dissolved Solids (mg/L) Analysis Run 10/6/2022 10:47 AM

Plant Yates Client: Southern Company Data: Plant Yates AMA-R6

	YGWA-30I (bg)	YGWA-3D (bg)	YGWA-3I (bg)	PZ-35	PZ-37	YGWC-36A	PZ-37D	PZ-52D	PZ-51
6/1/2016			150						
6/2/2016	36	130							
7/25/2016	50		135						
7/26/2016		141							
9/2/2016						243			
9/14/2016			127						
9/15/2016		153							
9/19/2016	35								
11/1/2016	<25	92	75						
11/14/2016						272			
1/11/2017		159	148						
1/16/2017	47								
2/21/2017	<25								
2/28/2017						306			
3/1/2017			182						
3/2/2017		117							
4/26/2017	55	181	92						
5/9/2017						303			
6/28/2017		169	126						
6/30/2017	42								
7/13/2017						282			
9/22/2017						309			
9/29/2017						273			
10/4/2017	31	141	147						
10/6/2017						287			
10/11/2017						264			
10/12/2017					1060				
11/21/2017					1100				
1/11/2018					1020				
2/20/2018					1050				
4/3/2018					1080				
6/7/2018		95							
6/8/2018			158						
6/11/2018	59								
6/13/2018						292			
6/29/2018					979				
8/6/2018					1020				
9/24/2018					1090				
9/26/2018						277			
10/1/2018		165	138						
10/2/2018	57								
10/16/2018				123					
4/1/2019	54	149	19 (J)						
4/4/2019						240			
9/25/2019	51	157	159						
9/26/2019						198			
3/19/2020	47	146	148						
3/25/2020				84		164			
9/23/2020		157	155						
9/24/2020	51			100					
9/25/2020					878				
10/7/2020						137			

Time Series

Constituent: Total Dissolved Solids (mg/L) Analysis Run 10/6/2022 10:47 AM

Plant Yates Client: Southern Company Data: Plant Yates AMA-R6

	YGWA-30I (bg)	YGWA-3D (bg)	YGWA-3I (bg)	PZ-35	PZ-37	YGWC-36A	PZ-37D	PZ-52D	PZ-51
3/1/2021	23								
3/3/2021		137	111						
3/4/2021				59	856	69			
8/19/2021	50	144							
8/25/2021					876				
8/27/2021			155						
9/1/2021				128					
9/3/2021						89	374		
2/9/2022		154	145						
2/10/2022				130	798				574
2/11/2022	66					81	382	456	
8/31/2022	33	141	137	173					
9/1/2022					908	108	916	544	622

FIGURE B.

Box & Whiskers Plot

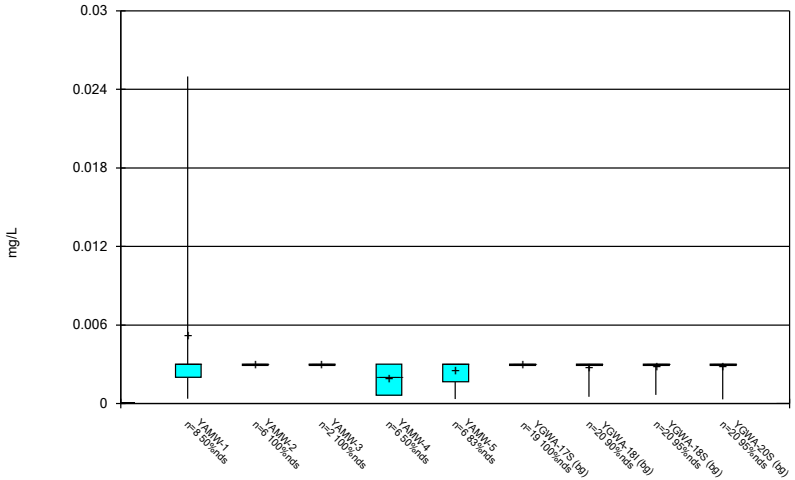

Constituent: Antimony Analysis Run 10/6/2022 10:47 AM

Plant Yates Client: Southern Company Data: Plant Yates AMA-R6

Sanitas™ v.9.6.35 Groundwater Stats Consulting. UG

Box & Whiskers Plot

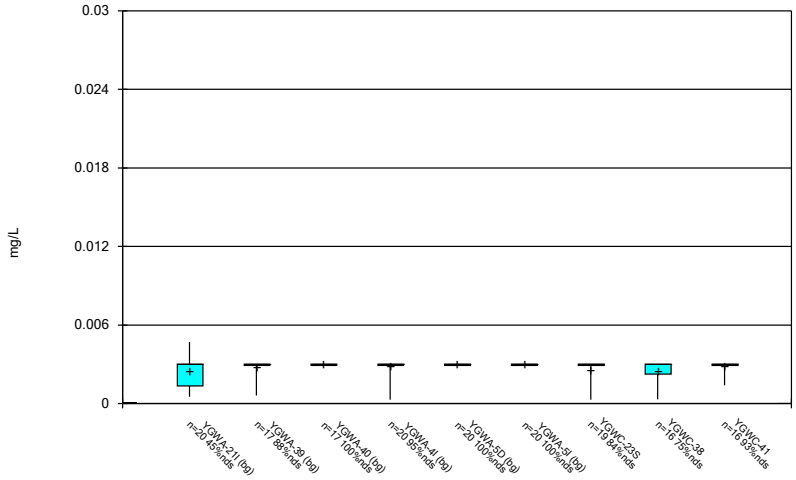

Constituent: Antimony Analysis Run 10/6/2022 10:47 AM

Plant Yates Client: Southern Company Data: Plant Yates AMA-R6

Sanitas™ v.9.6.35 Groundwater Stats Consulting. UG

Box & Whiskers Plot

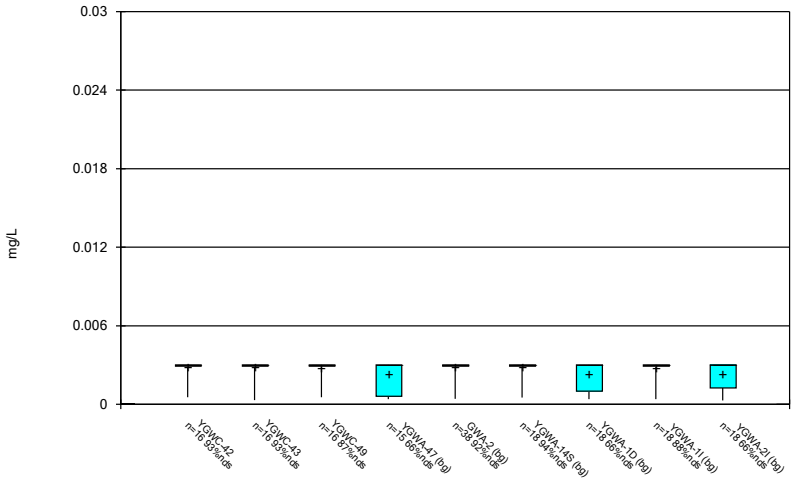

Constituent: Antimony Analysis Run 10/6/2022 10:47 AM

Plant Yates Client: Southern Company Data: Plant Yates AMA-R6

Sanitas™ v.9.6.35 Groundwater Stats Consulting. UG

Box & Whiskers Plot

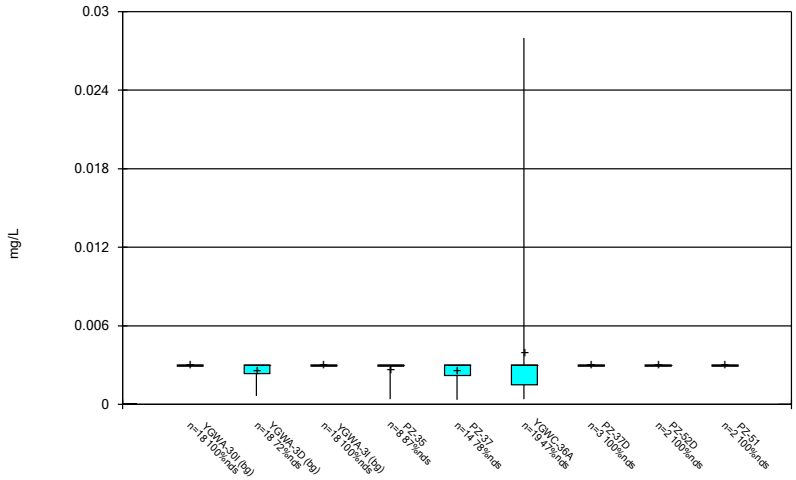

Constituent: Antimony Analysis Run 10/6/2022 10:47 AM

Plant Yates Client: Southern Company Data: Plant Yates AMA-R6

Box & Whiskers Plot

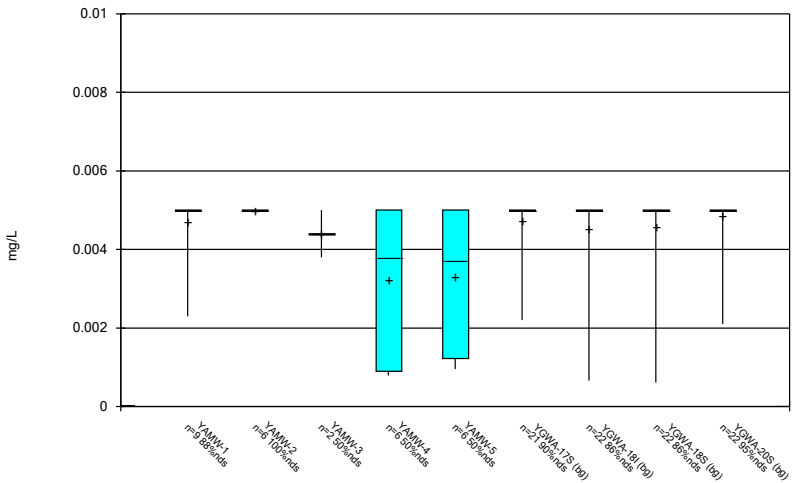

Constituent: Arsenic Analysis Run 10/6/2022 10:47 AM

Plant Yates Client: Southern Company Data: Plant Yates AMA-R6

Sanitas™ v.9.6.35 Groundwater Stats Consulting. UG

Box & Whiskers Plot

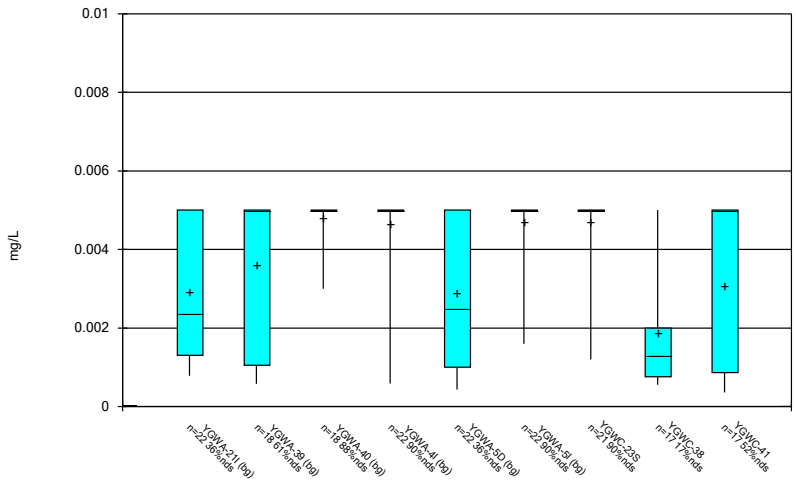

Constituent: Arsenic Analysis Run 10/6/2022 10:47 AM

Plant Yates Client: Southern Company Data: Plant Yates AMA-R6

Sanitas™ v.9.6.35 Groundwater Stats Consulting. UG

Box & Whiskers Plot

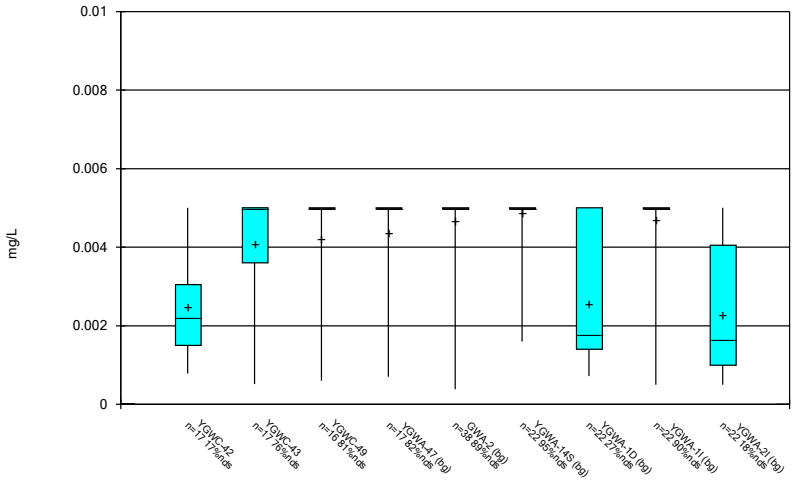

Constituent: Arsenic Analysis Run 10/6/2022 10:47 AM

Plant Yates Client: Southern Company Data: Plant Yates AMA-R6

Sanitas™ v.9.6.35 Groundwater Stats Consulting. UG

Box & Whiskers Plot

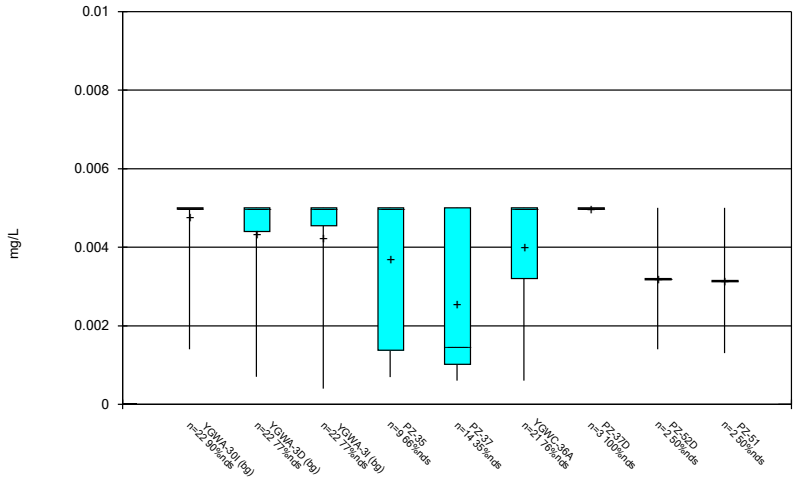

Constituent: Arsenic Analysis Run 10/6/2022 10:47 AM

Plant Yates Client: Southern Company Data: Plant Yates AMA-R6

Box & Whiskers Plot

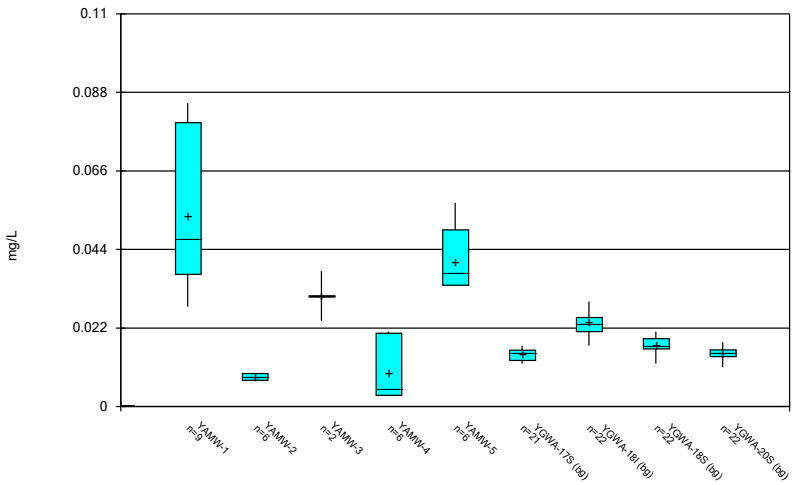

Constituent: Barium Analysis Run 10/6/2022 10:47 AM

Plant Yates Client: Southern Company Data: Plant Yates AMA-R6

Sanitas™ v.9.6.35 Groundwater Stats Consulting. UG

Box & Whiskers Plot

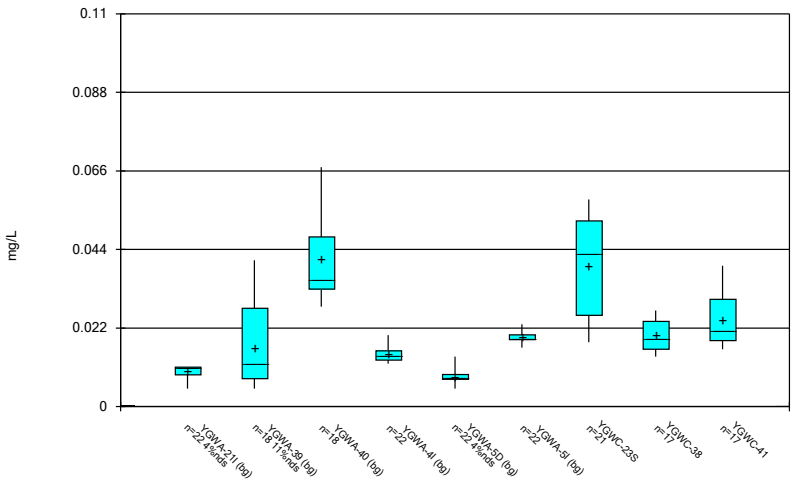

Constituent: Barium Analysis Run 10/6/2022 10:47 AM

Plant Yates Client: Southern Company Data: Plant Yates AMA-R6

Sanitas™ v.9.6.35 Groundwater Stats Consulting. UG

Box & Whiskers Plot

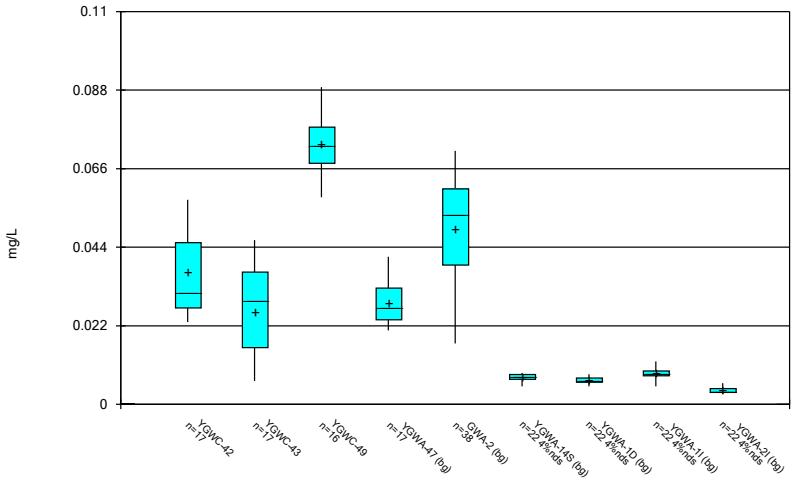

Constituent: Barium Analysis Run 10/6/2022 10:47 AM

Plant Yates Client: Southern Company Data: Plant Yates AMA-R6

Sanitas™ v.9.6.35 Groundwater Stats Consulting. UG

Box & Whiskers Plot

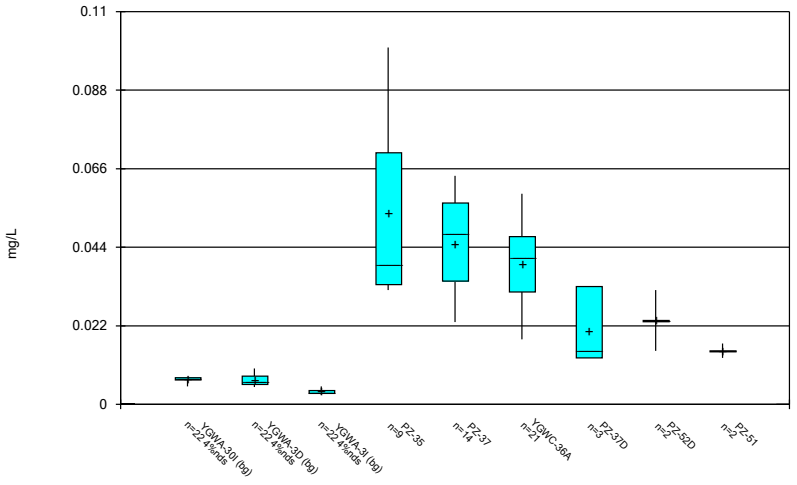

Constituent: Barium Analysis Run 10/6/2022 10:47 AM

Plant Yates Client: Southern Company Data: Plant Yates AMA-R6

Box & Whiskers Plot

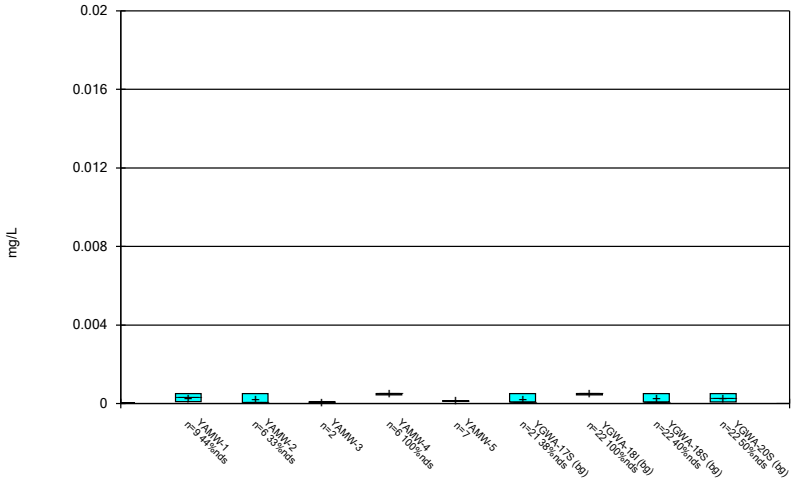

Constituent: Beryllium Analysis Run 10/6/2022 10:47 AM

Plant Yates Client: Southern Company Data: Plant Yates AMA-R6

Sanitas™ v.9.6.35 Groundwater Stats Consulting. UG

Box & Whiskers Plot

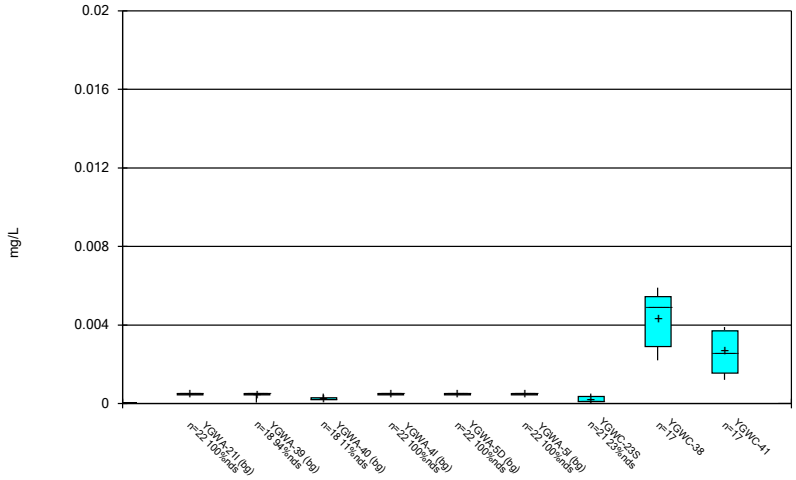

Constituent: Beryllium Analysis Run 10/6/2022 10:47 AM

Plant Yates Client: Southern Company Data: Plant Yates AMA-R6

Sanitas™ v.9.6.35 Groundwater Stats Consulting. UG

Box & Whiskers Plot

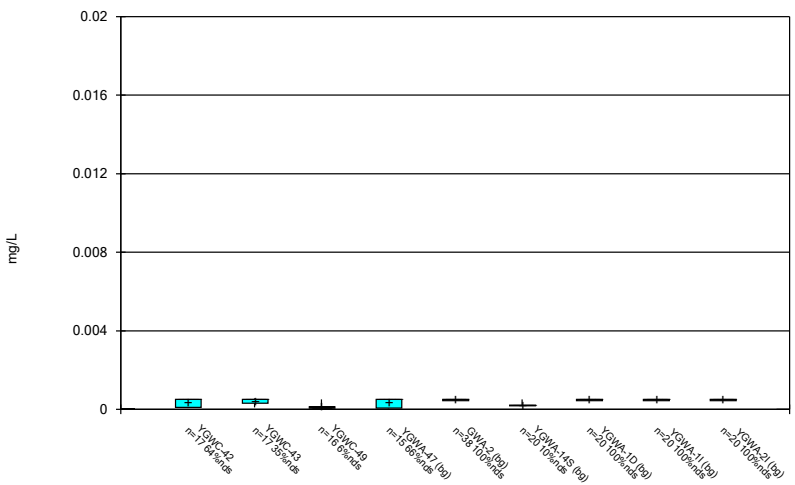

Constituent: Beryllium Analysis Run 10/6/2022 10:47 AM

Plant Yates Client: Southern Company Data: Plant Yates AMA-R6

Sanitas™ v.9.6.35 Groundwater Stats Consulting. UG

Box & Whiskers Plot

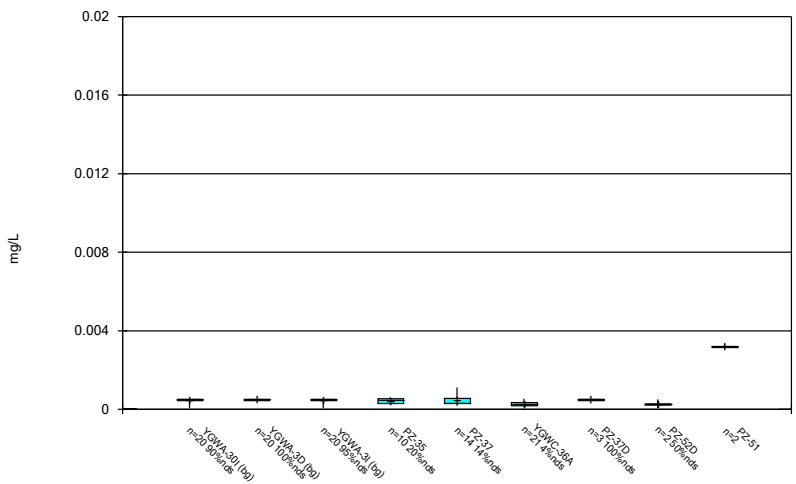

Constituent: Beryllium Analysis Run 10/6/2022 10:47 AM

Plant Yates Client: Southern Company Data: Plant Yates AMA-R6

Box & Whiskers Plot

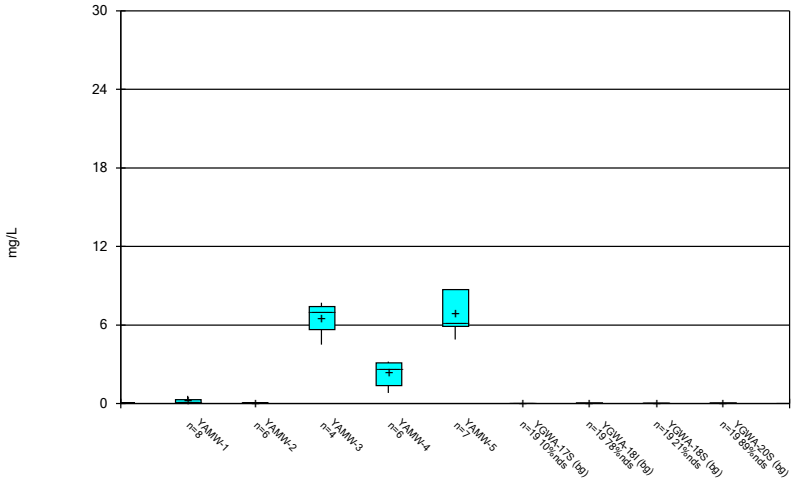

Constituent: Boron Analysis Run 10/6/2022 10:47 AM

Plant Yates Client: Southern Company Data: Plant Yates AMA-R6

Sanitas™ v.9.6.35 Groundwater Stats Consulting. UG

Box & Whiskers Plot

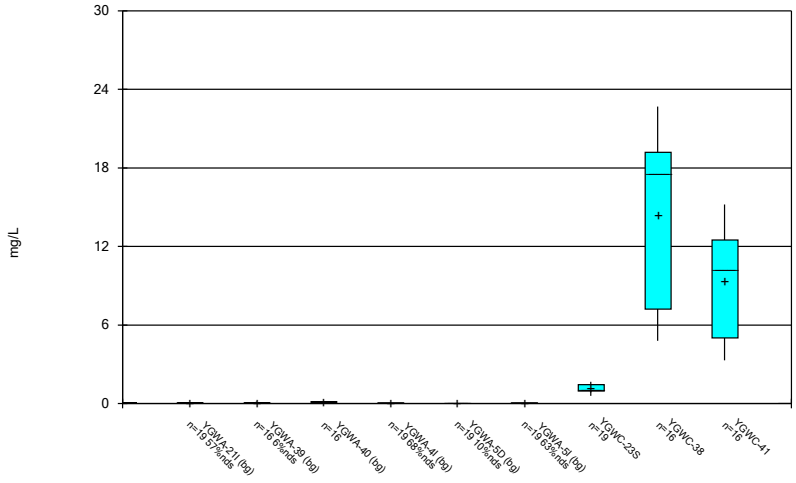

Constituent: Boron Analysis Run 10/6/2022 10:47 AM

Plant Yates Client: Southern Company Data: Plant Yates AMA-R6

Sanitas™ v.9.6.35 Groundwater Stats Consulting. UG

Box & Whiskers Plot

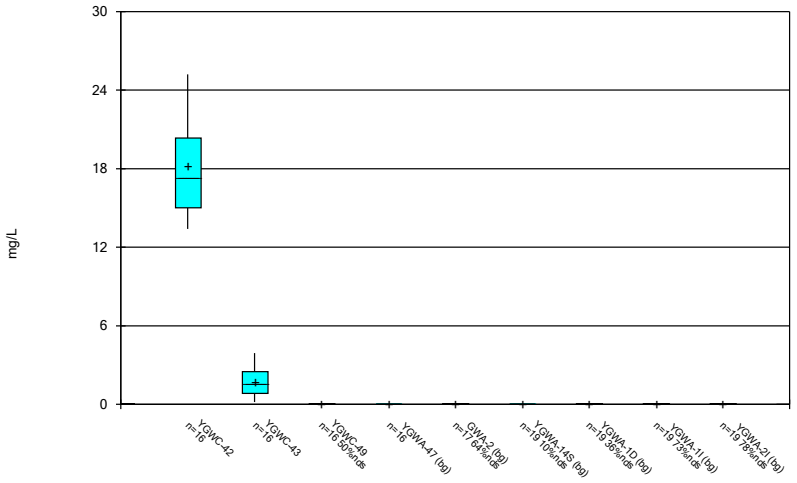

Constituent: Boron Analysis Run 10/6/2022 10:47 AM

Plant Yates Client: Southern Company Data: Plant Yates AMA-R6

Sanitas™ v.9.6.35 Groundwater Stats Consulting. UG

Box & Whiskers Plot

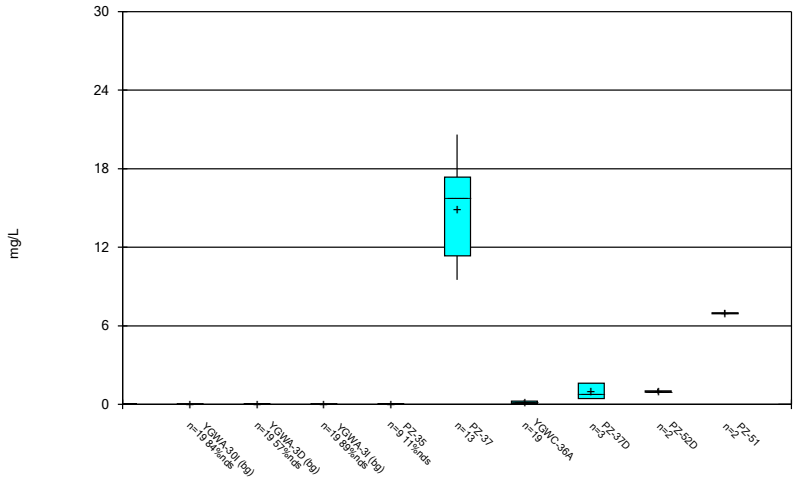

Constituent: Boron Analysis Run 10/6/2022 10:47 AM

Plant Yates Client: Southern Company Data: Plant Yates AMA-R6

Box & Whiskers Plot

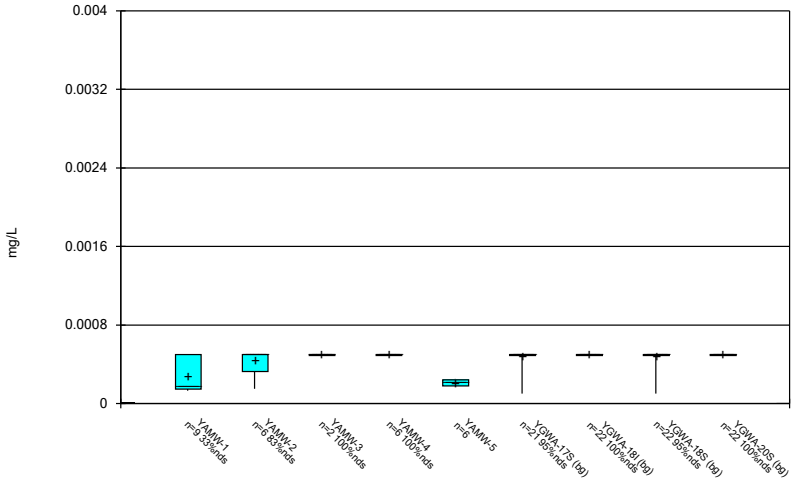

Constituent: Cadmium Analysis Run 10/6/2022 10:47 AM

Plant Yates Client: Southern Company Data: Plant Yates AMA-R6

Sanitas™ v.9.6.35 Groundwater Stats Consulting. UG

Box & Whiskers Plot

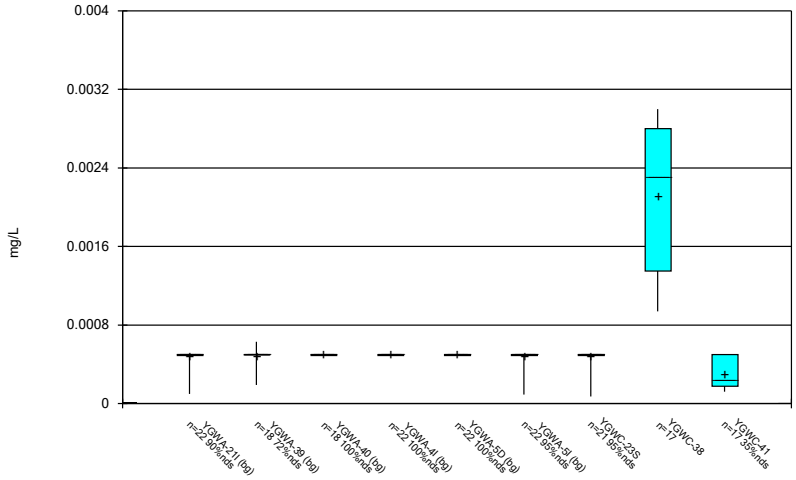

Constituent: Cadmium Analysis Run 10/6/2022 10:47 AM

Plant Yates Client: Southern Company Data: Plant Yates AMA-R6

Sanitas™ v.9.6.35 Groundwater Stats Consulting. UG

Box & Whiskers Plot

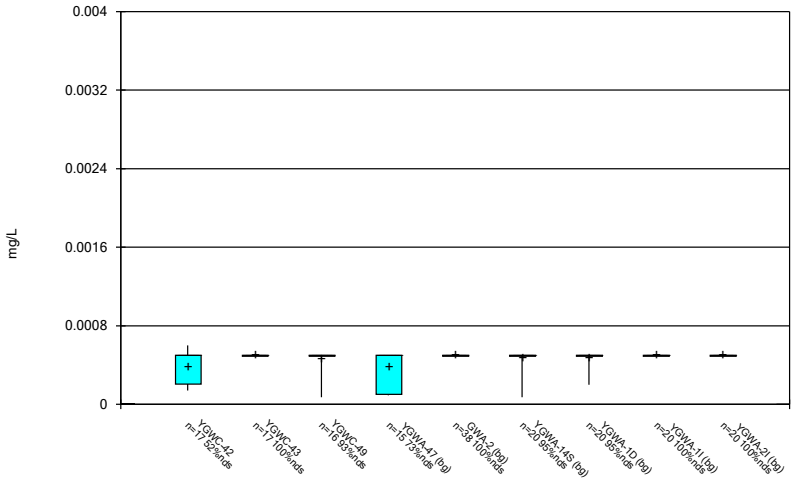

Constituent: Cadmium Analysis Run 10/6/2022 10:47 AM

Plant Yates Client: Southern Company Data: Plant Yates AMA-R6

Sanitas™ v.9.6.35 Groundwater Stats Consulting. UG

Box & Whiskers Plot

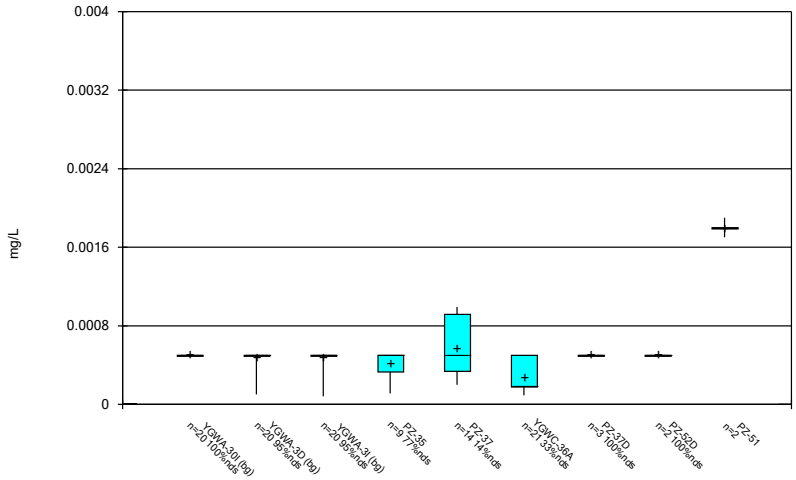

Constituent: Cadmium Analysis Run 10/6/2022 10:47 AM

Plant Yates Client: Southern Company Data: Plant Yates AMA-R6

Box & Whiskers Plot

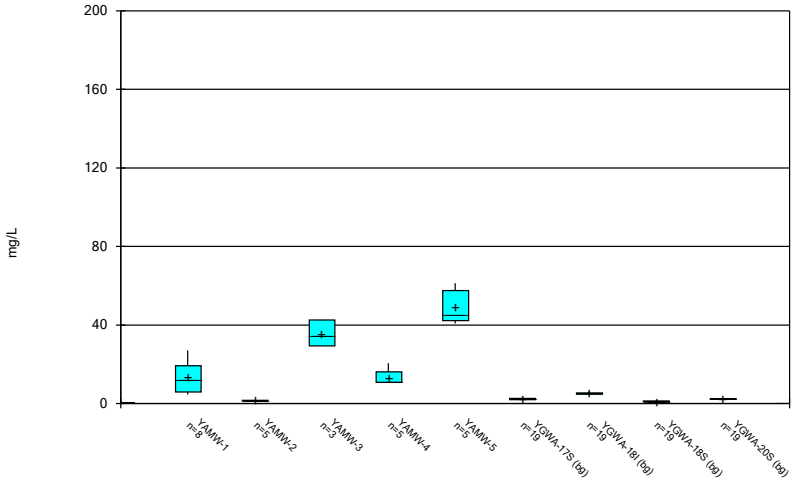

Constituent: Calcium Analysis Run 10/6/2022 10:47 AM

Plant Yates Client: Southern Company Data: Plant Yates AMA-R6

Sanitas™ v.9.6.35 Groundwater Stats Consulting. UG

Box & Whiskers Plot

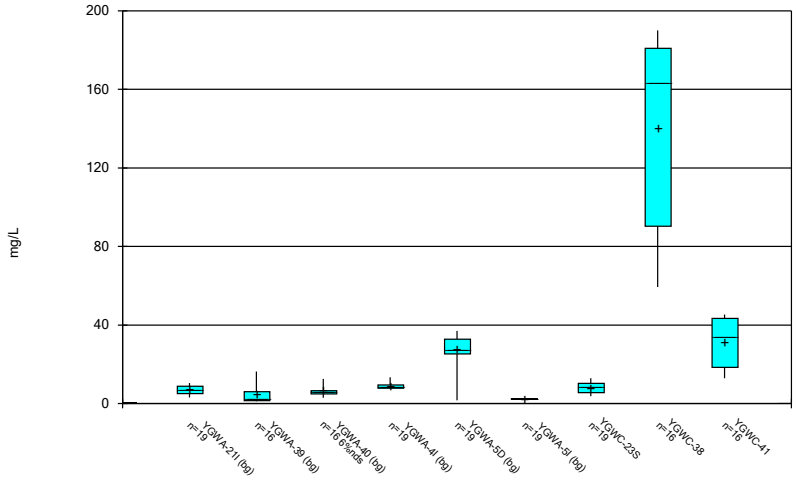

Constituent: Calcium Analysis Run 10/6/2022 10:47 AM

Plant Yates Client: Southern Company Data: Plant Yates AMA-R6

Sanitas™ v.9.6.35 Groundwater Stats Consulting. UG

Box & Whiskers Plot

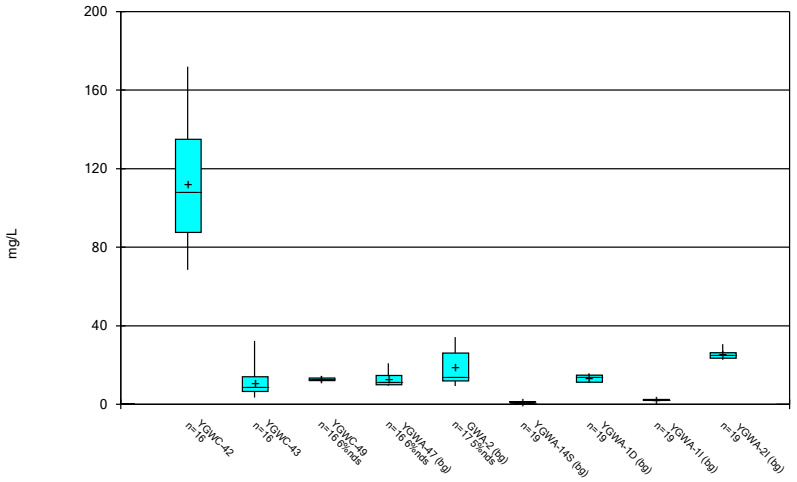

Constituent: Calcium Analysis Run 10/6/2022 10:47 AM

Plant Yates Client: Southern Company Data: Plant Yates AMA-R6

Sanitas™ v.9.6.35 Groundwater Stats Consulting. UG

Box & Whiskers Plot

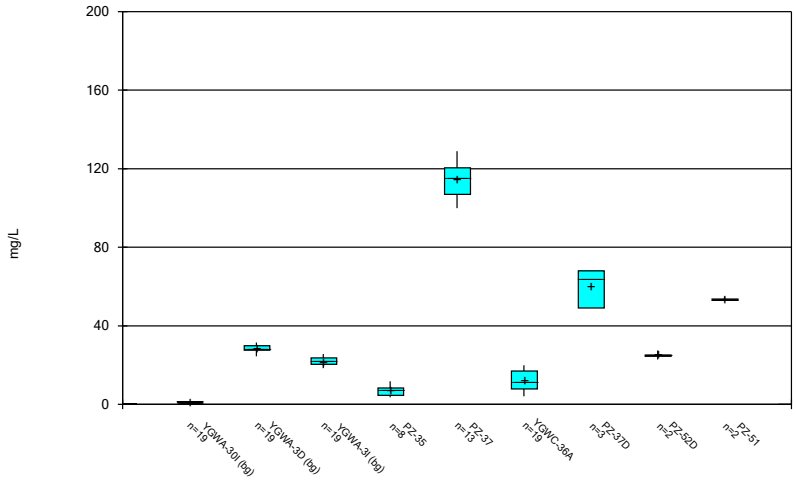

Constituent: Calcium Analysis Run 10/6/2022 10:47 AM

Plant Yates Client: Southern Company Data: Plant Yates AMA-R6

Box & Whiskers Plot

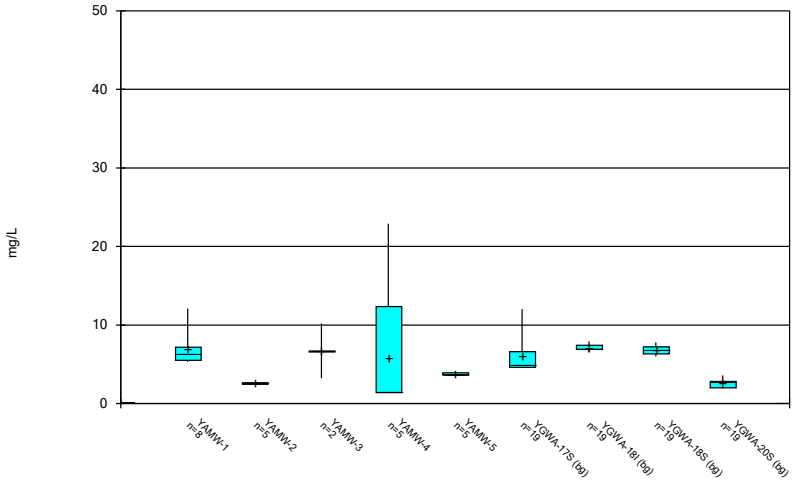

Constituent: Chloride Analysis Run 10/6/2022 10:47 AM

Plant Yates Client: Southern Company Data: Plant Yates AMA-R6

Sanitas™ v.9.6.35 Groundwater Stats Consulting. UG

Box & Whiskers Plot

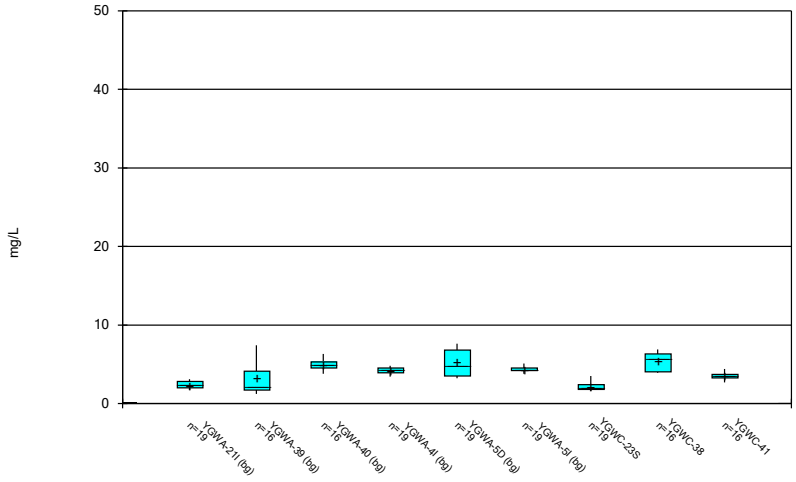

Constituent: Chloride Analysis Run 10/6/2022 10:47 AM

Plant Yates Client: Southern Company Data: Plant Yates AMA-R6

Sanitas™ v.9.6.35 Groundwater Stats Consulting. UG

Box & Whiskers Plot

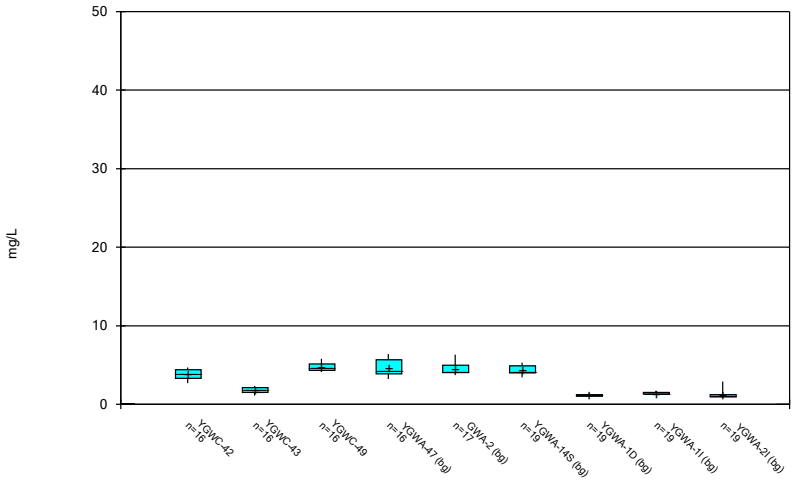

Constituent: Chloride Analysis Run 10/6/2022 10:47 AM

Plant Yates Client: Southern Company Data: Plant Yates AMA-R6

Sanitas™ v.9.6.35 Groundwater Stats Consulting. UG

Box & Whiskers Plot

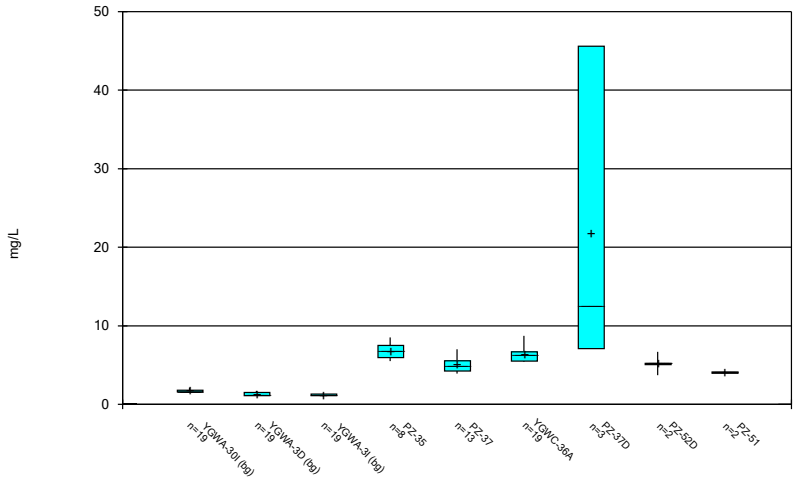

Constituent: Chloride Analysis Run 10/6/2022 10:47 AM

Plant Yates Client: Southern Company Data: Plant Yates AMA-R6

Box & Whiskers Plot

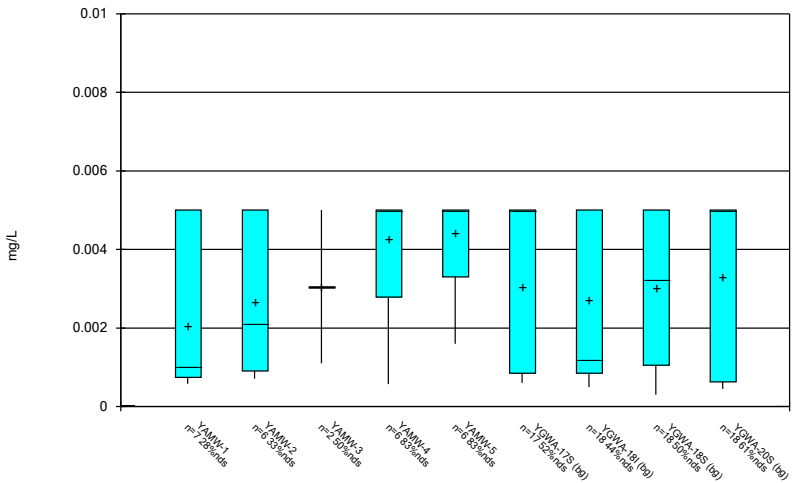

Constituent: Chromium Analysis Run 10/6/2022 10:47 AM

Plant Yates Client: Southern Company Data: Plant Yates AMA-R6

Sanitas™ v.9.6.35 Groundwater Stats Consulting. UG

Box & Whiskers Plot

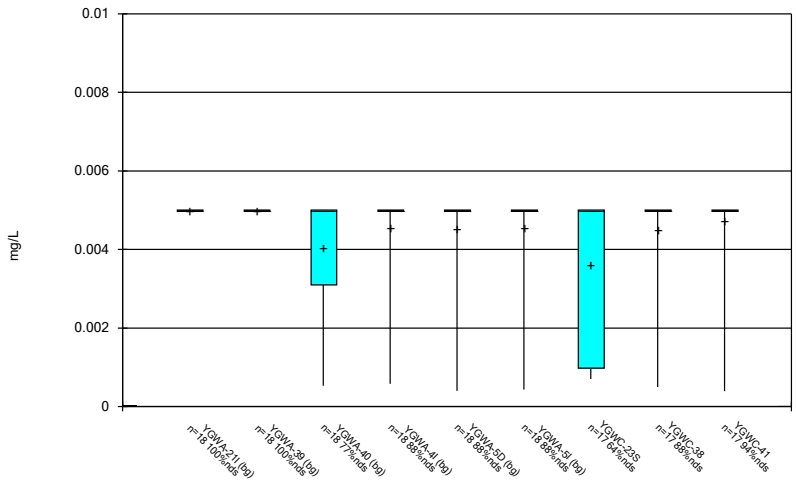

Constituent: Chromium Analysis Run 10/6/2022 10:47 AM

Plant Yates Client: Southern Company Data: Plant Yates AMA-R6

Sanitas™ v.9.6.35 Groundwater Stats Consulting. UG

Box & Whiskers Plot

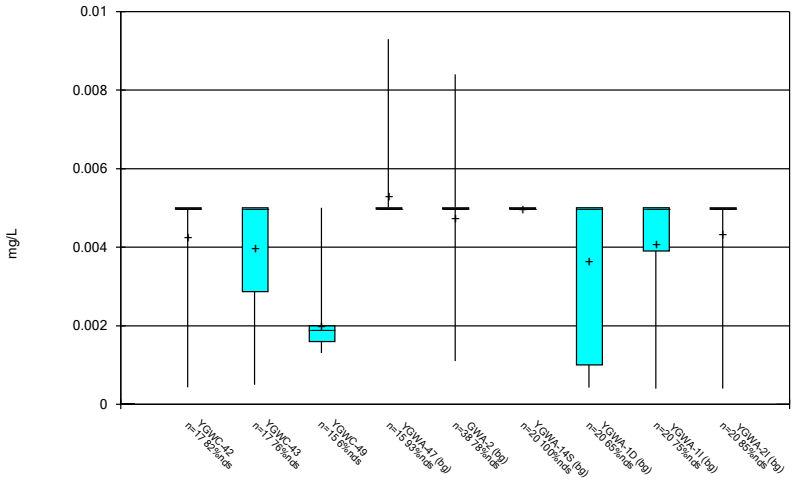

Constituent: Chromium Analysis Run 10/6/2022 10:48 AM

Plant Yates Client: Southern Company Data: Plant Yates AMA-R6

Sanitas™ v.9.6.35 Groundwater Stats Consulting. UG

Box & Whiskers Plot

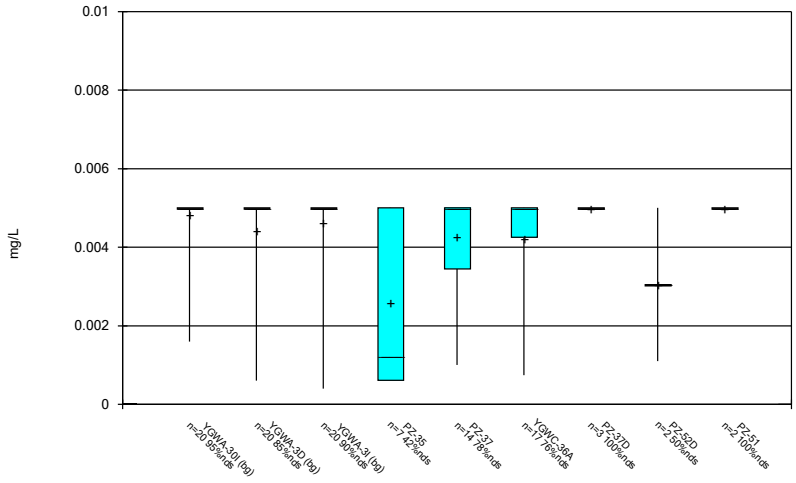

Constituent: Chromium Analysis Run 10/6/2022 10:48 AM

Plant Yates Client: Southern Company Data: Plant Yates AMA-R6

Sanitas™ v.9.6.35 Groundwater Stats Consulting. UG

Box & Whiskers Plot

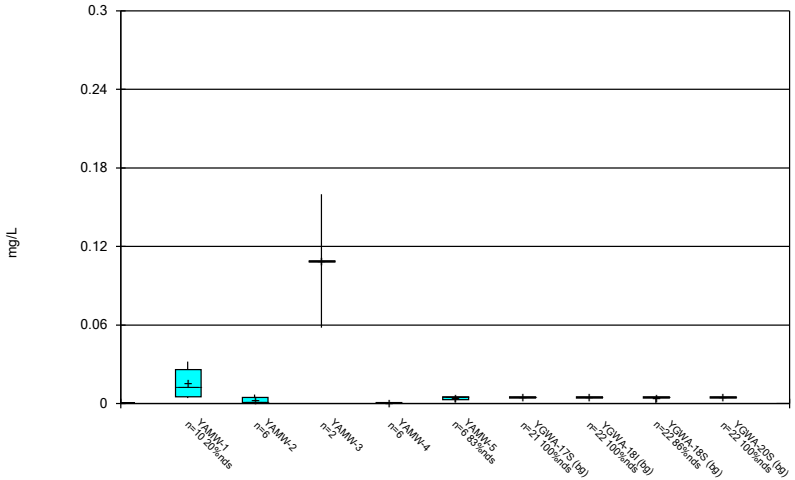

Constituent: Cobalt Analysis Run 10/6/2022 10:48 AM

Plant Yates Client: Southern Company Data: Plant Yates AMA-R6

Sanitas™ v.9.6.35 Groundwater Stats Consulting. UG

Box & Whiskers Plot

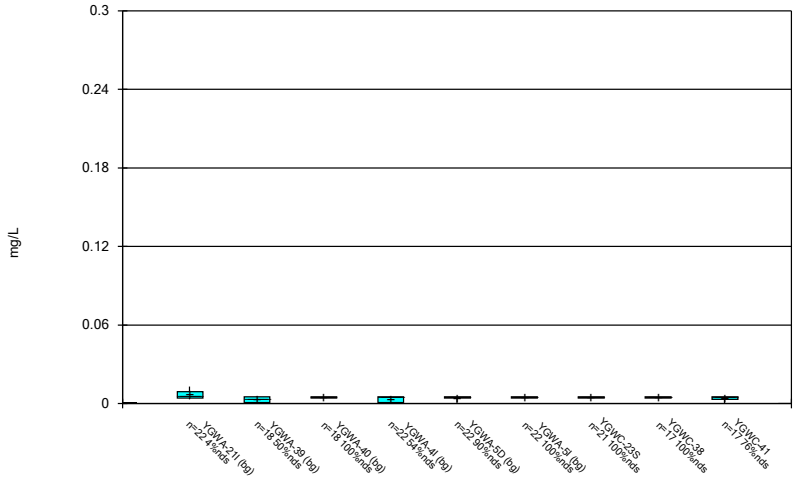

Constituent: Cobalt Analysis Run 10/6/2022 10:48 AM

Plant Yates Client: Southern Company Data: Plant Yates AMA-R6

Sanitas™ v.9.6.35 Groundwater Stats Consulting. UG

Box & Whiskers Plot

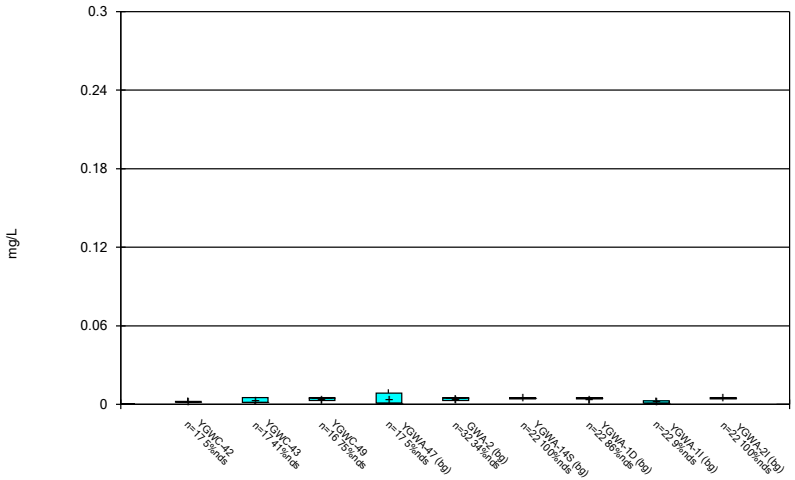

Constituent: Cobalt Analysis Run 10/6/2022 10:48 AM

Plant Yates Client: Southern Company Data: Plant Yates AMA-R6

Sanitas™ v.9.6.35 Groundwater Stats Consulting. UG

Box & Whiskers Plot

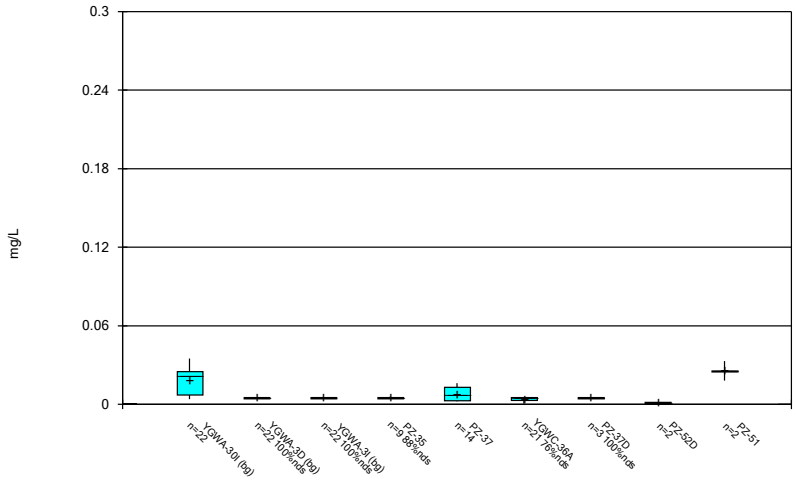

Constituent: Cobalt Analysis Run 10/6/2022 10:48 AM

Plant Yates Client: Southern Company Data: Plant Yates AMA-R6

Box & Whiskers Plot

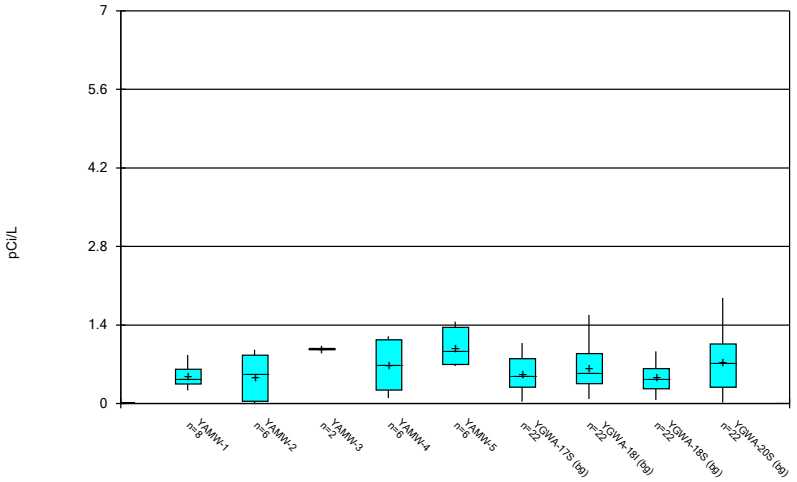

Constituent: Combined Radium 226 + 228 Analysis Run 10/6/2022 10:48 AM
Plant Yates Client: Southern Company Data: Plant Yates AMA-R6

Sanitas™ v.9.6.35 Groundwater Stats Consulting. UG

Box & Whiskers Plot

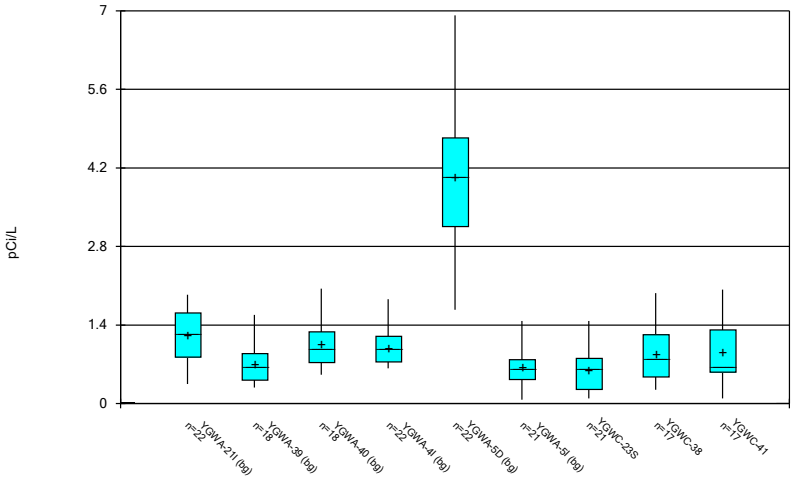

Constituent: Combined Radium 226 + 228 Analysis Run 10/6/2022 10:48 AM
Plant Yates Client: Southern Company Data: Plant Yates AMA-R6

Sanitas™ v.9.6.35 Groundwater Stats Consulting. UG

Box & Whiskers Plot

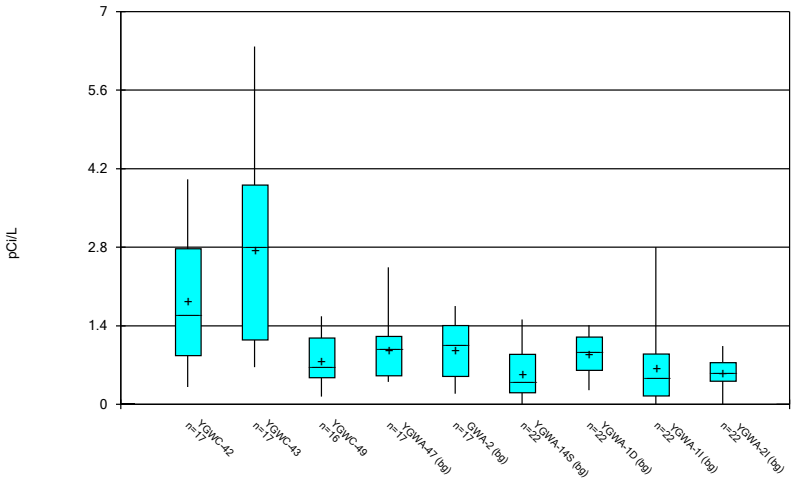

Constituent: Combined Radium 226 + 228 Analysis Run 10/6/2022 10:48 AM
Plant Yates Client: Southern Company Data: Plant Yates AMA-R6

Sanitas™ v.9.6.35 Groundwater Stats Consulting. UG

Box & Whiskers Plot

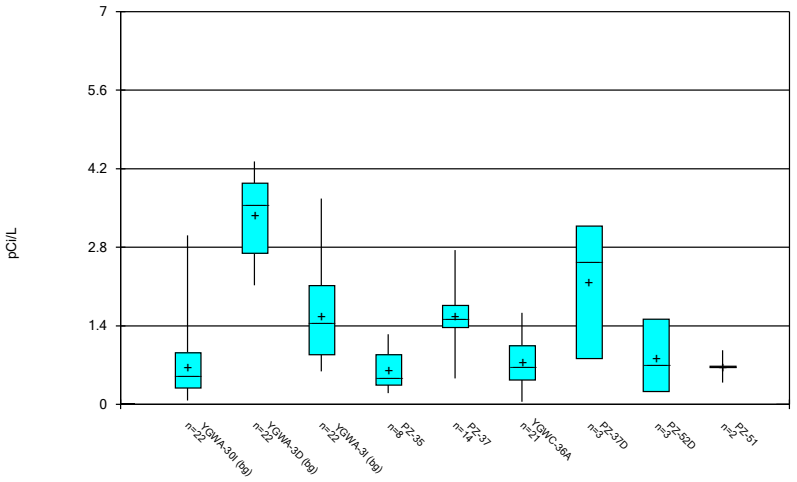

Constituent: Combined Radium 226 + 228 Analysis Run 10/6/2022 10:48 AM
Plant Yates Client: Southern Company Data: Plant Yates AMA-R6

Box & Whiskers Plot

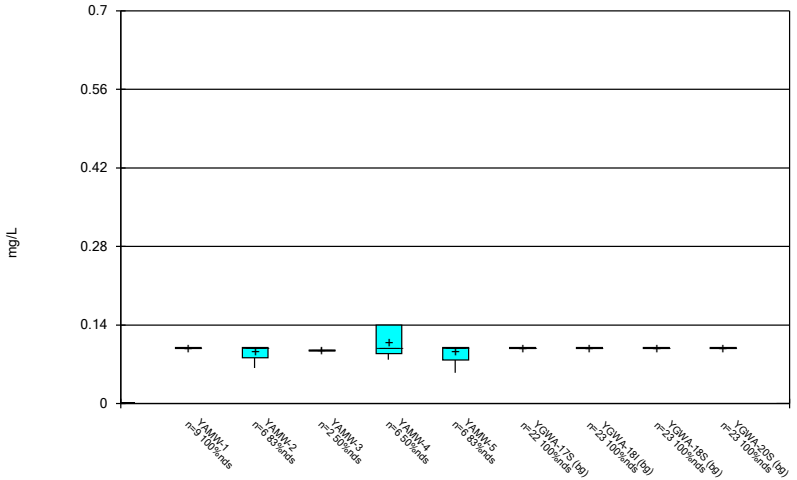

Constituent: Fluoride Analysis Run 10/6/2022 10:48 AM

Plant Yates Client: Southern Company Data: Plant Yates AMA-R6

Sanitas™ v.9.6.35 Groundwater Stats Consulting. UG

Box & Whiskers Plot

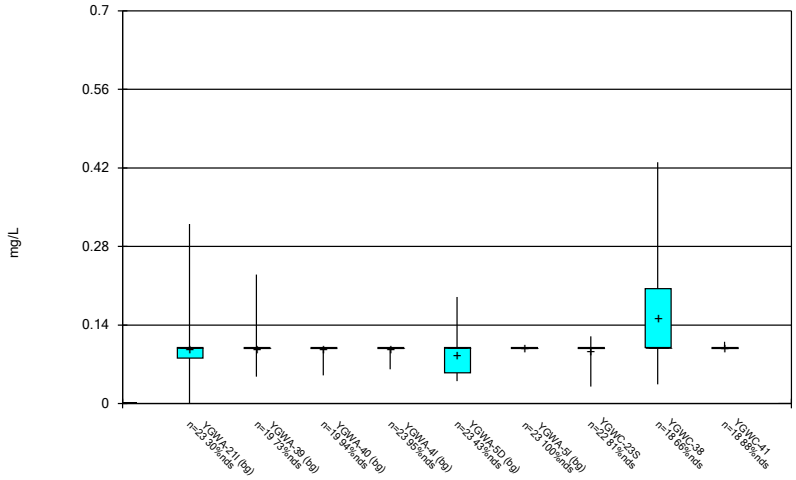

Constituent: Fluoride Analysis Run 10/6/2022 10:48 AM

Plant Yates Client: Southern Company Data: Plant Yates AMA-R6

Sanitas™ v.9.6.35 Groundwater Stats Consulting. UG

Box & Whiskers Plot

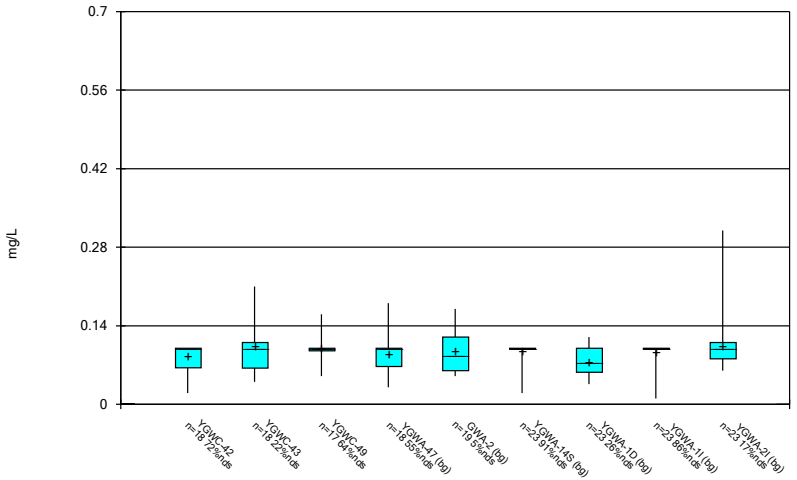

Constituent: Fluoride Analysis Run 10/6/2022 10:48 AM

Plant Yates Client: Southern Company Data: Plant Yates AMA-R6

Sanitas™ v.9.6.35 Groundwater Stats Consulting. UG

Box & Whiskers Plot

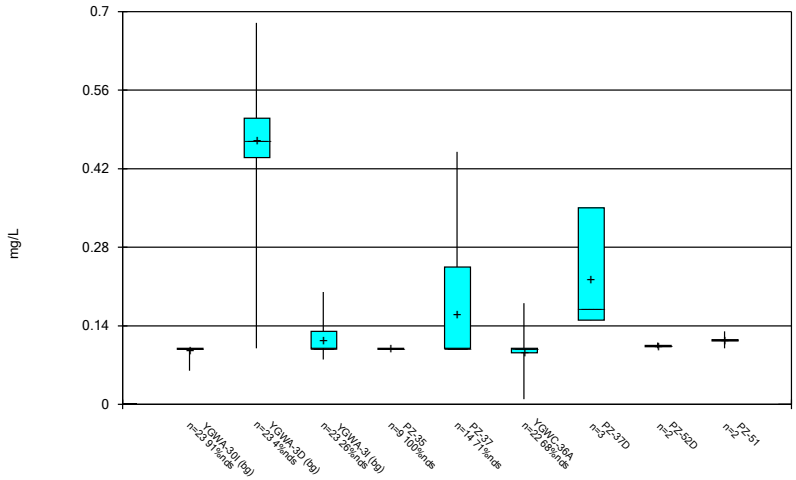

Constituent: Fluoride Analysis Run 10/6/2022 10:48 AM

Plant Yates Client: Southern Company Data: Plant Yates AMA-R6

Sanitas™ v.9.6.35 Groundwater Stats Consulting. UG

Box & Whiskers Plot

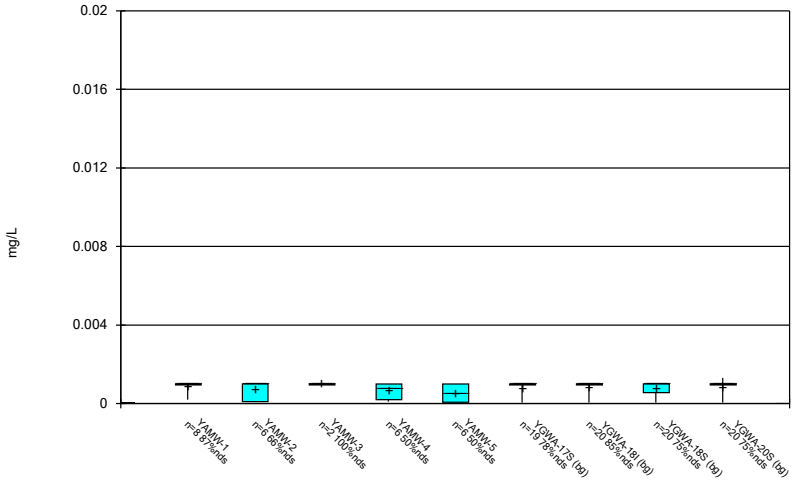

Constituent: Lead Analysis Run 10/6/2022 10:48 AM

Plant Yates Client: Southern Company Data: Plant Yates AMA-R6

Sanitas™ v.9.6.35 Groundwater Stats Consulting. UG

Box & Whiskers Plot

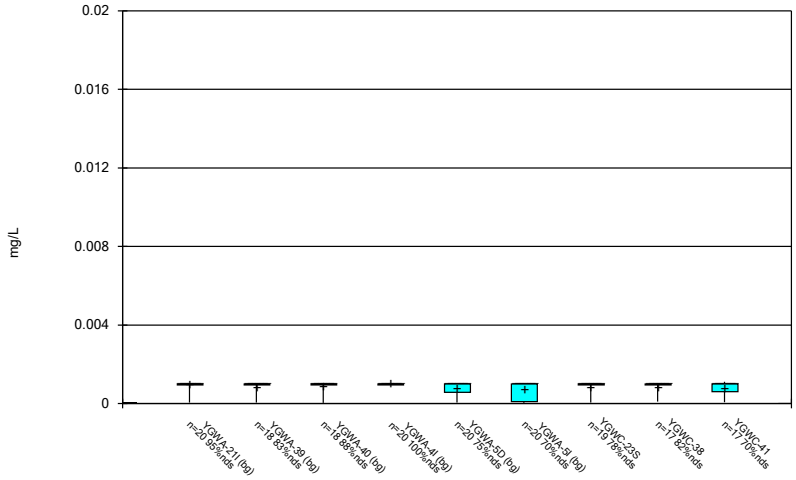

Constituent: Lead Analysis Run 10/6/2022 10:48 AM

Plant Yates Client: Southern Company Data: Plant Yates AMA-R6

Sanitas™ v.9.6.35 Groundwater Stats Consulting. UG

Box & Whiskers Plot

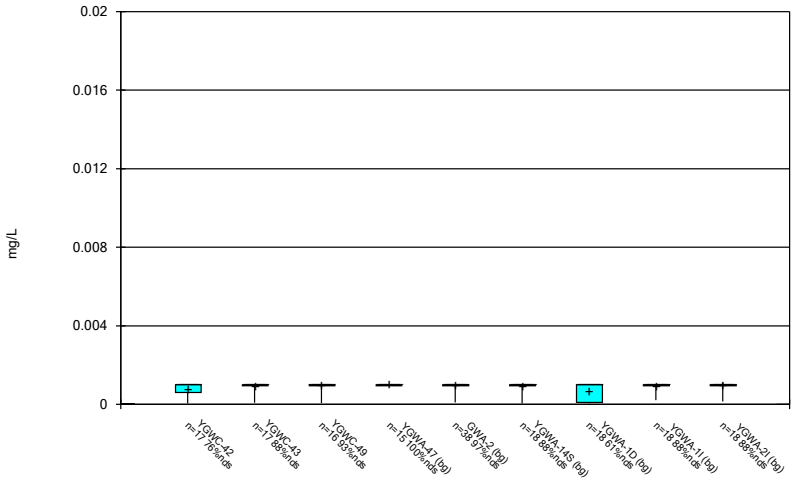

Constituent: Lead Analysis Run 10/6/2022 10:48 AM

Plant Yates Client: Southern Company Data: Plant Yates AMA-R6

Sanitas™ v.9.6.35 Groundwater Stats Consulting. UG

Box & Whiskers Plot

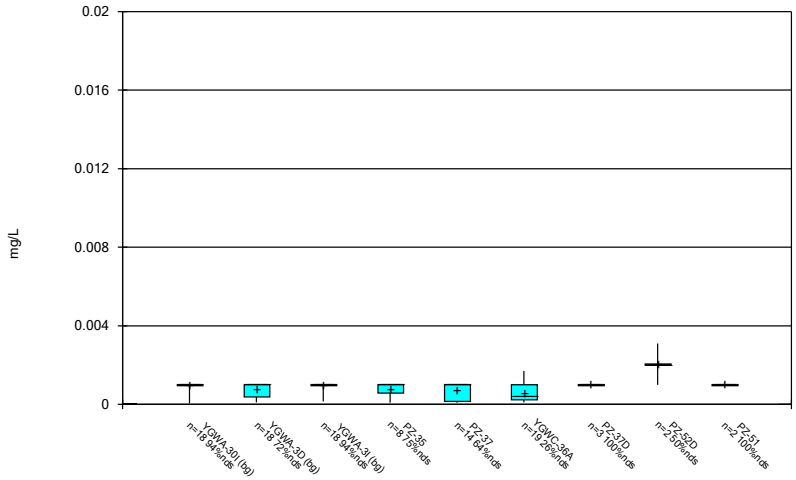

Constituent: Lead Analysis Run 10/6/2022 10:48 AM

Plant Yates Client: Southern Company Data: Plant Yates AMA-R6

Box & Whiskers Plot

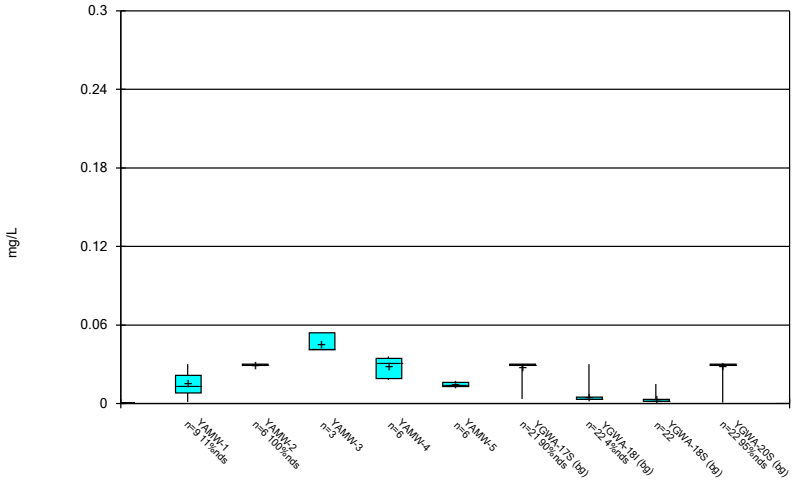

Constituent: Lithium Analysis Run 10/6/2022 10:48 AM

Plant Yates Client: Southern Company Data: Plant Yates AMA-R6

Sanitas™ v.9.6.35 Groundwater Stats Consulting. UG

Box & Whiskers Plot

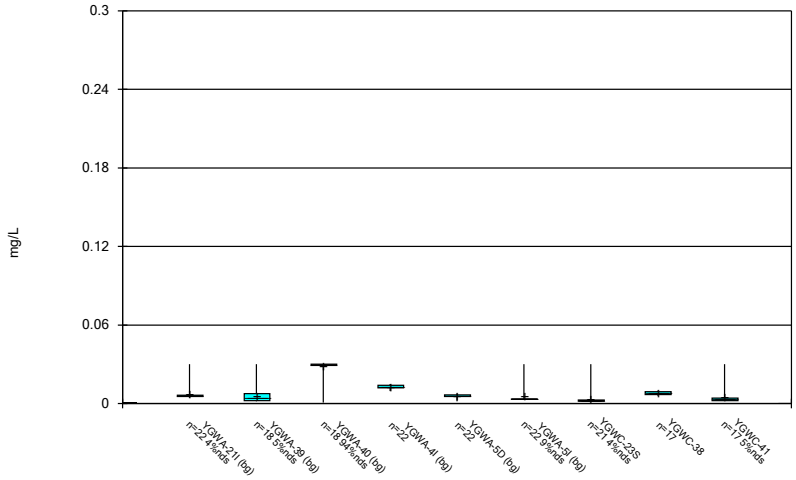

Constituent: Lithium Analysis Run 10/6/2022 10:48 AM

Plant Yates Client: Southern Company Data: Plant Yates AMA-R6

Sanitas™ v.9.6.35 Groundwater Stats Consulting. UG

Box & Whiskers Plot

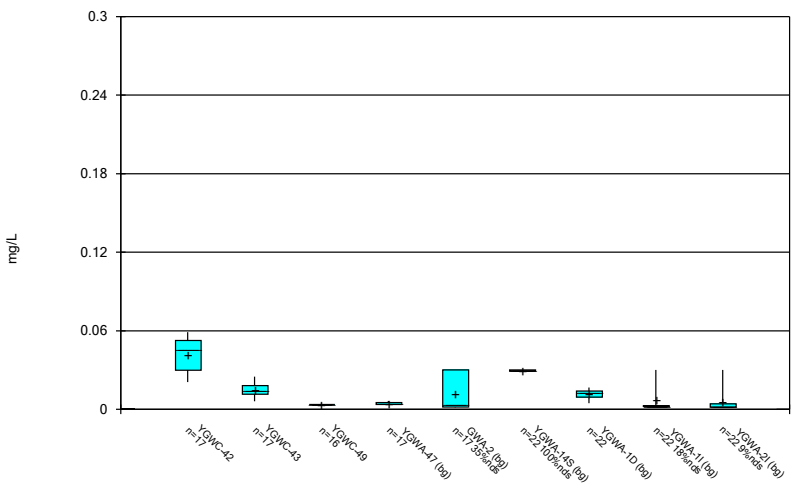

Constituent: Lithium Analysis Run 10/6/2022 10:48 AM

Plant Yates Client: Southern Company Data: Plant Yates AMA-R6

Sanitas™ v.9.6.35 Groundwater Stats Consulting. UG

Box & Whiskers Plot

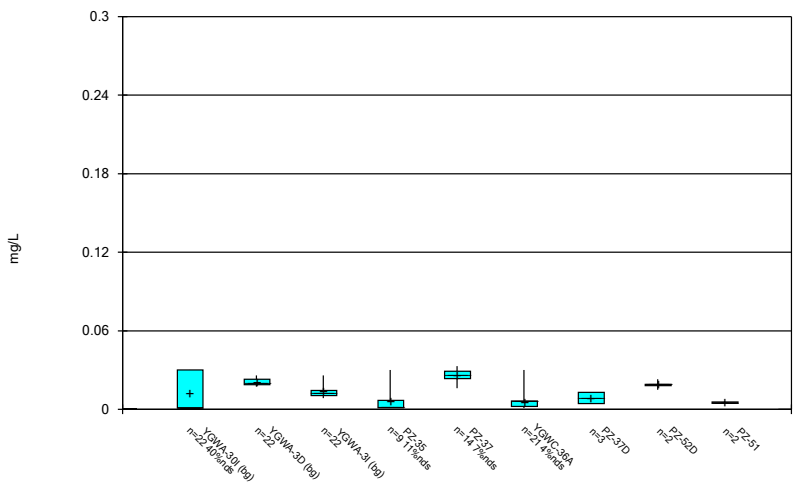

Constituent: Lithium Analysis Run 10/6/2022 10:48 AM

Plant Yates Client: Southern Company Data: Plant Yates AMA-R6

Box & Whiskers Plot

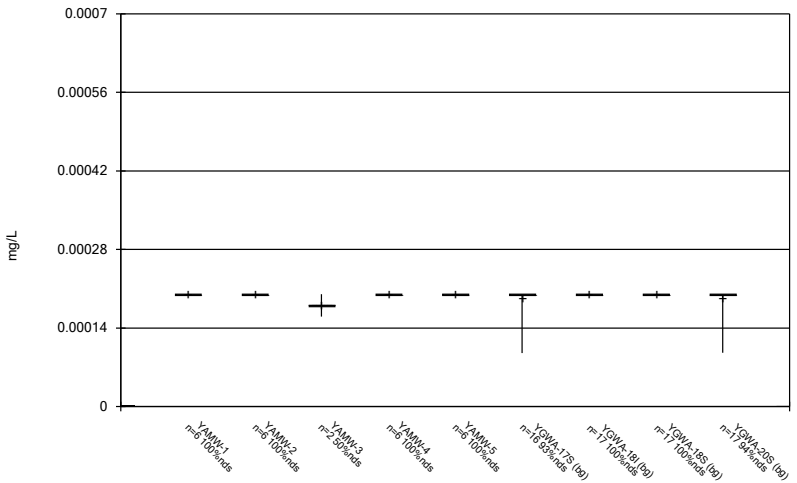

Constituent: Mercury Analysis Run 10/6/2022 10:48 AM

Plant Yates Client: Southern Company Data: Plant Yates AMA-R6

Sanitas™ v.9.6.35 Groundwater Stats Consulting. UG

Box & Whiskers Plot

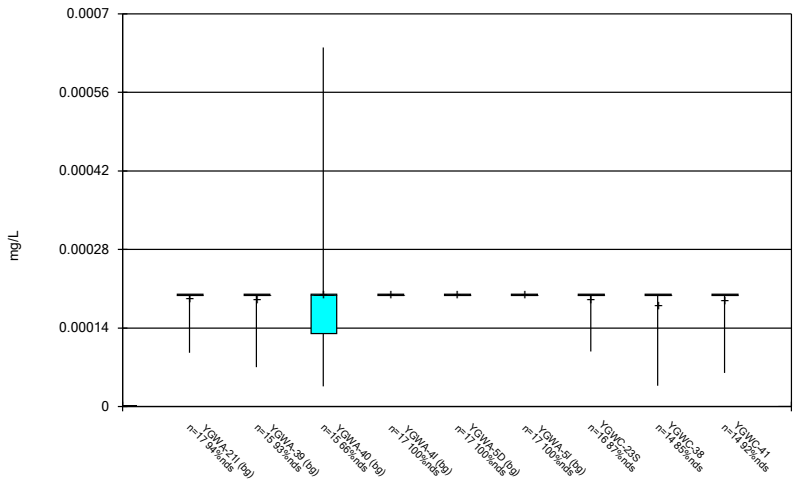

Constituent: Mercury Analysis Run 10/6/2022 10:48 AM

Plant Yates Client: Southern Company Data: Plant Yates AMA-R6

Sanitas™ v.9.6.35 Groundwater Stats Consulting. UG

Box & Whiskers Plot

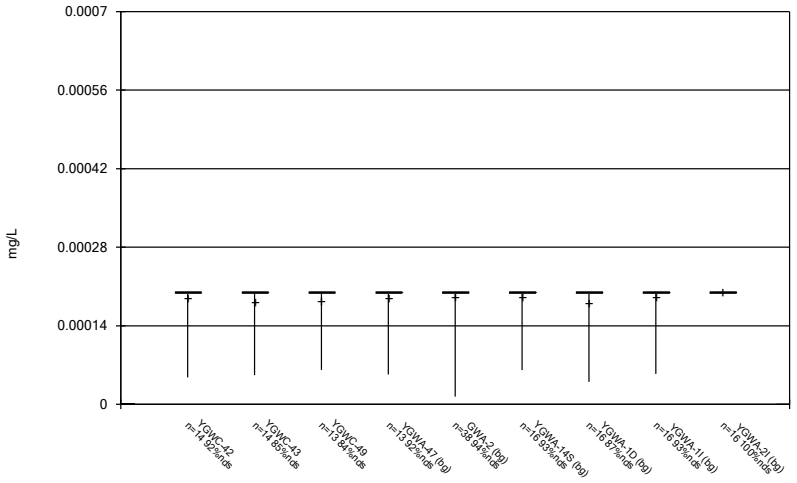

Constituent: Mercury Analysis Run 10/6/2022 10:48 AM

Plant Yates Client: Southern Company Data: Plant Yates AMA-R6

Sanitas™ v.9.6.35 Groundwater Stats Consulting. UG

Box & Whiskers Plot

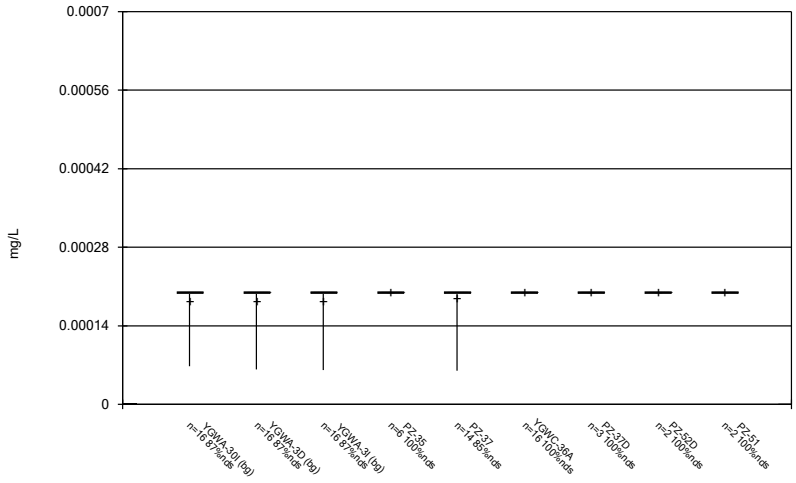

Constituent: Mercury Analysis Run 10/6/2022 10:48 AM

Plant Yates Client: Southern Company Data: Plant Yates AMA-R6

Box & Whiskers Plot

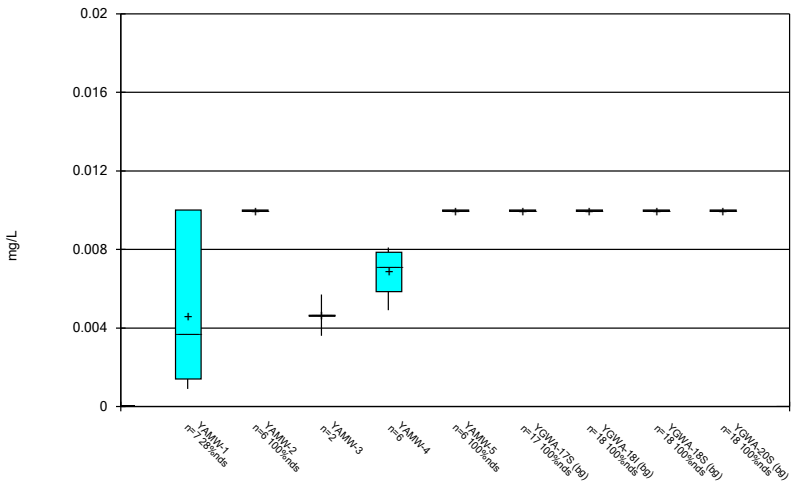

Constituent: Molybdenum Analysis Run 10/6/2022 10:48 AM
Plant Yates Client: Southern Company Data: Plant Yates AMA-R6

Sanitas™ v.9.6.35 Groundwater Stats Consulting. UG

Box & Whiskers Plot

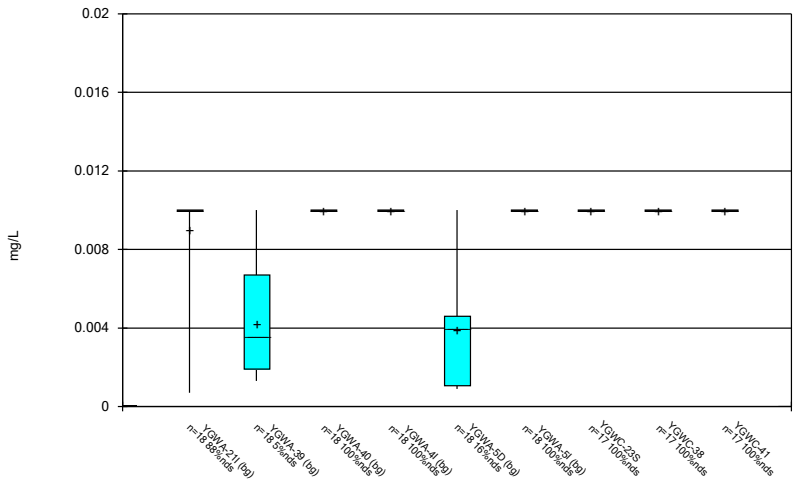

Constituent: Molybdenum Analysis Run 10/6/2022 10:48 AM
Plant Yates Client: Southern Company Data: Plant Yates AMA-R6

Sanitas™ v.9.6.35 Groundwater Stats Consulting. UG

Box & Whiskers Plot

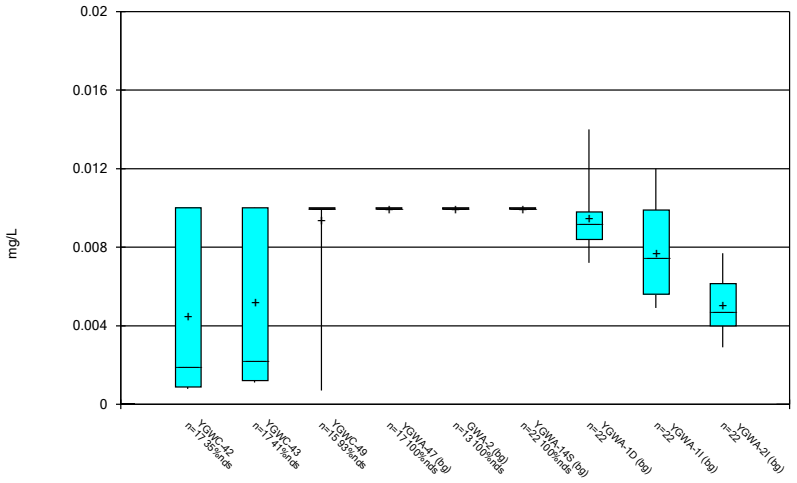

Constituent: Molybdenum Analysis Run 10/6/2022 10:48 AM
Plant Yates Client: Southern Company Data: Plant Yates AMA-R6

Sanitas™ v.9.6.35 Groundwater Stats Consulting. UG

Box & Whiskers Plot

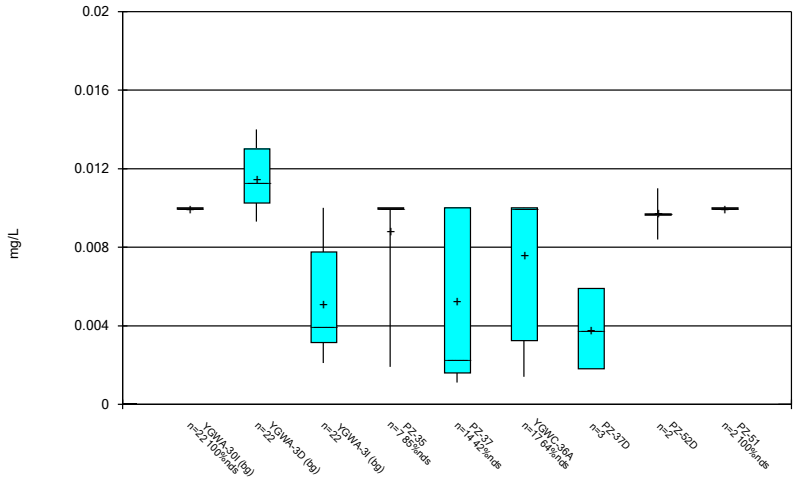

Constituent: Molybdenum Analysis Run 10/6/2022 10:48 AM
Plant Yates Client: Southern Company Data: Plant Yates AMA-R6

Box & Whiskers Plot

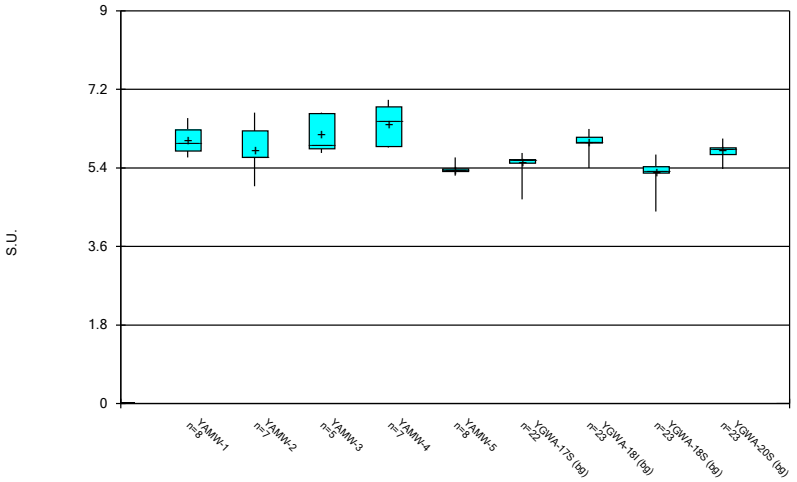

Constituent: pH Analysis Run 10/6/2022 10:48 AM

Plant Yates Client: Southern Company Data: Plant Yates AMA-R6

Sanitas™ v.9.6.35 Groundwater Stats Consulting. UG

Box & Whiskers Plot

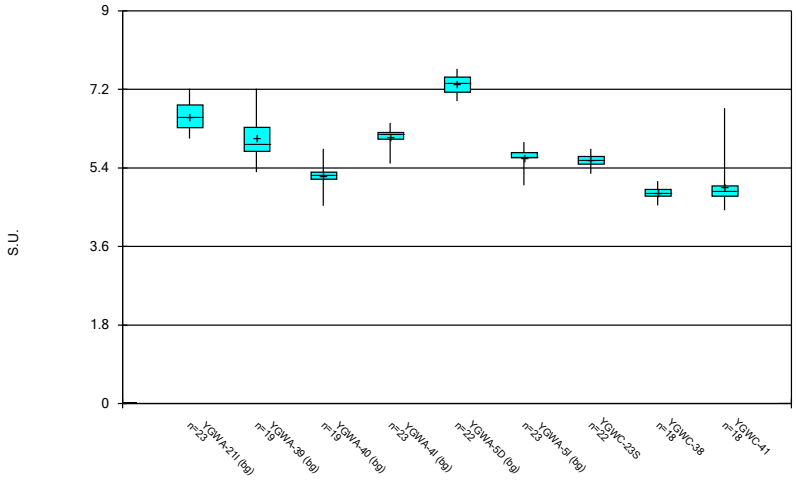

Constituent: pH Analysis Run 10/6/2022 10:48 AM

Plant Yates Client: Southern Company Data: Plant Yates AMA-R6

Sanitas™ v.9.6.35 Groundwater Stats Consulting. UG

Box & Whiskers Plot

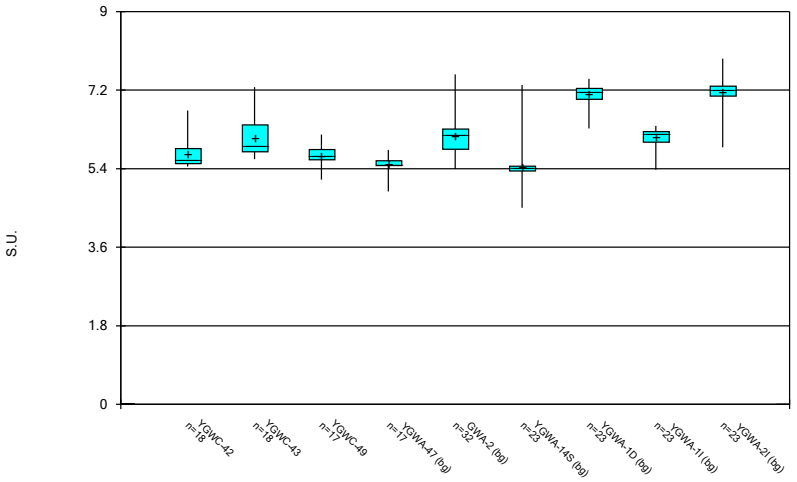

Constituent: pH Analysis Run 10/6/2022 10:48 AM

Plant Yates Client: Southern Company Data: Plant Yates AMA-R6

Sanitas™ v.9.6.35 Groundwater Stats Consulting. UG

Box & Whiskers Plot

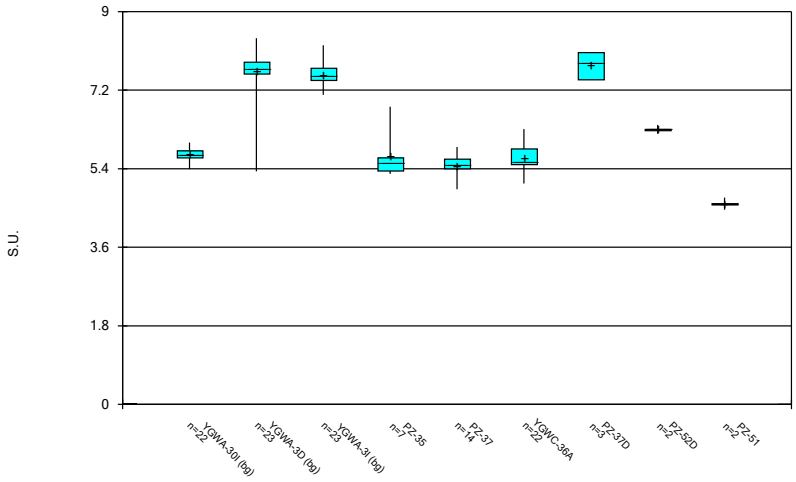

Constituent: pH Analysis Run 10/6/2022 10:48 AM

Plant Yates Client: Southern Company Data: Plant Yates AMA-R6

Box & Whiskers Plot

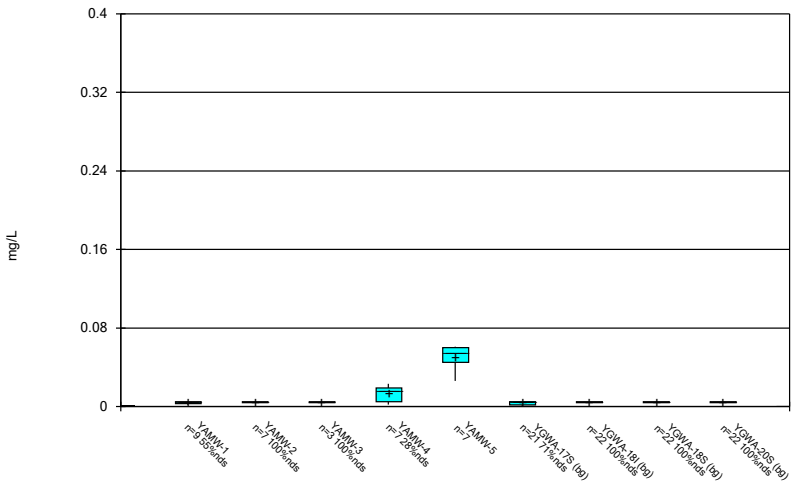

Constituent: Selenium Analysis Run 10/6/2022 10:48 AM

Plant Yates Client: Southern Company Data: Plant Yates AMA-R6

Sanitas™ v.9.6.35 Groundwater Stats Consulting. UG

Box & Whiskers Plot

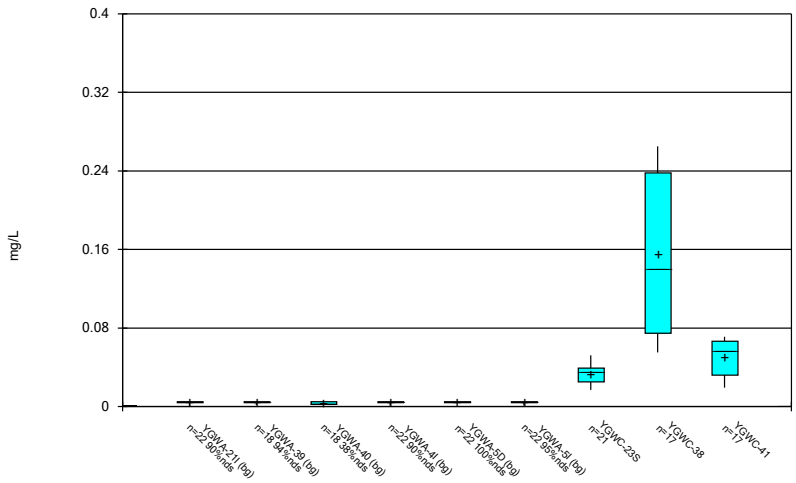

Constituent: Selenium Analysis Run 10/6/2022 10:48 AM

Plant Yates Client: Southern Company Data: Plant Yates AMA-R6

Sanitas™ v.9.6.35 Groundwater Stats Consulting. UG

Box & Whiskers Plot

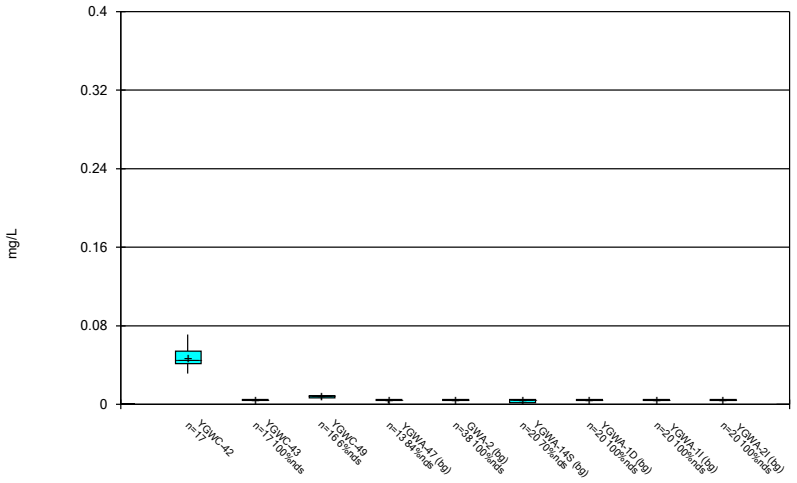

Constituent: Selenium Analysis Run 10/6/2022 10:48 AM

Plant Yates Client: Southern Company Data: Plant Yates AMA-R6

Sanitas™ v.9.6.35 Groundwater Stats Consulting. UG

Box & Whiskers Plot

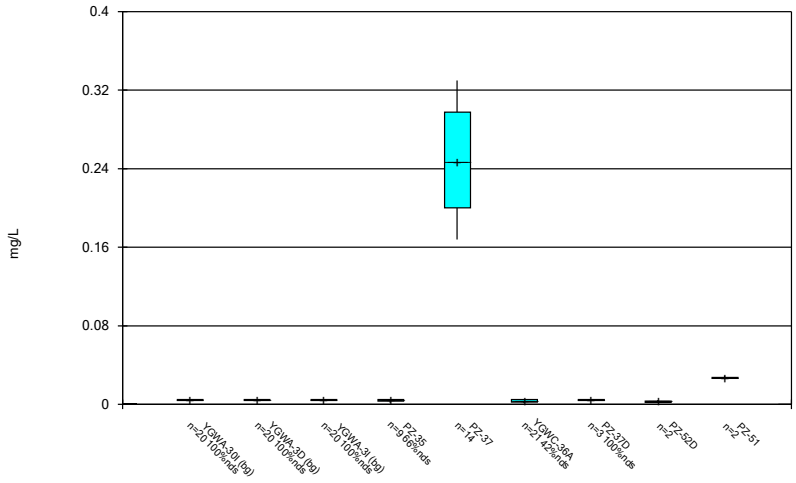

Constituent: Selenium Analysis Run 10/6/2022 10:48 AM

Plant Yates Client: Southern Company Data: Plant Yates AMA-R6

Box & Whiskers Plot

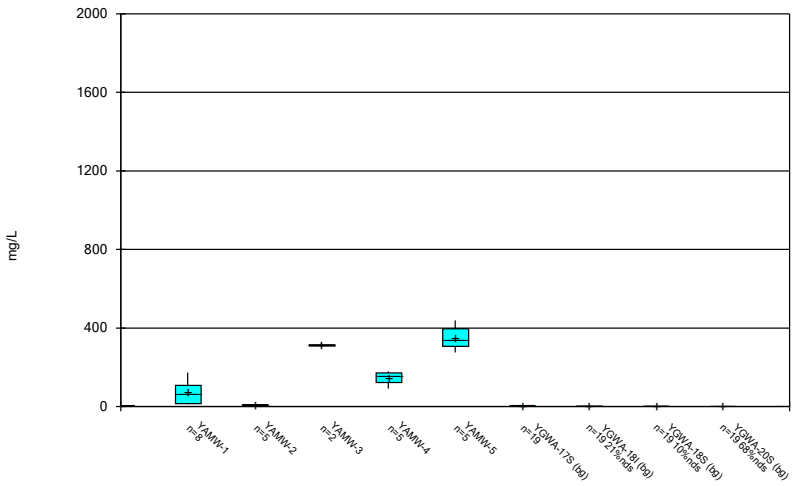

Constituent: Sulfate Analysis Run 10/6/2022 10:48 AM

Plant Yates Client: Southern Company Data: Plant Yates AMA-R6

Sanitas™ v.9.6.35 Groundwater Stats Consulting. UG

Box & Whiskers Plot

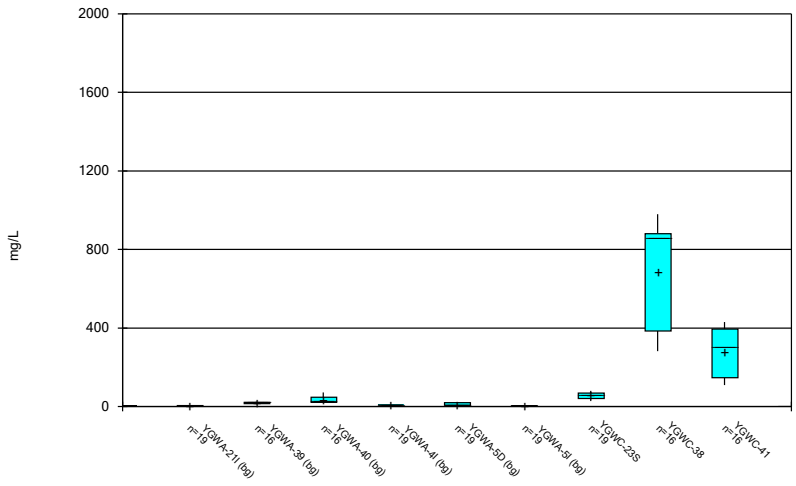

Constituent: Sulfate Analysis Run 10/6/2022 10:48 AM

Plant Yates Client: Southern Company Data: Plant Yates AMA-R6

Sanitas™ v.9.6.35 Groundwater Stats Consulting. UG

Box & Whiskers Plot

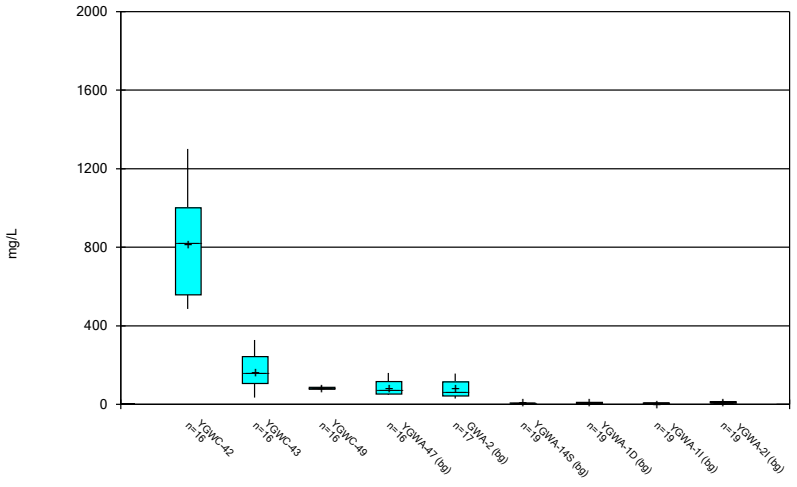

Constituent: Sulfate Analysis Run 10/6/2022 10:48 AM

Plant Yates Client: Southern Company Data: Plant Yates AMA-R6

Sanitas™ v.9.6.35 Groundwater Stats Consulting. UG

Box & Whiskers Plot

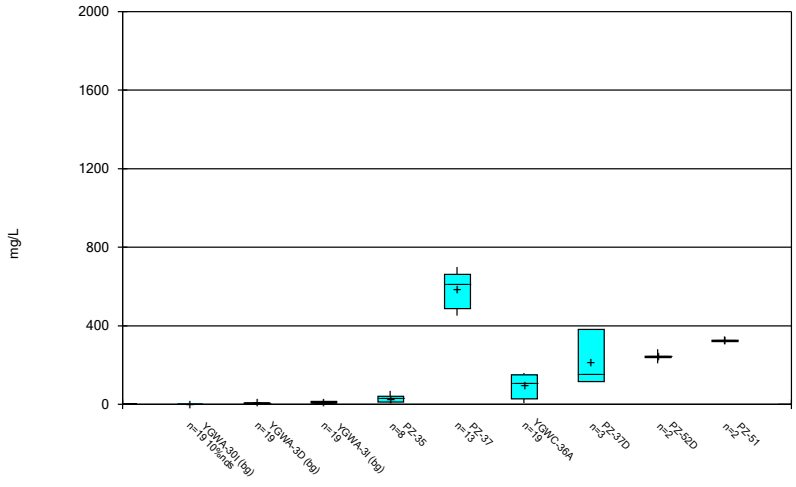

Constituent: Sulfate Analysis Run 10/6/2022 10:48 AM

Plant Yates Client: Southern Company Data: Plant Yates AMA-R6

Box & Whiskers Plot

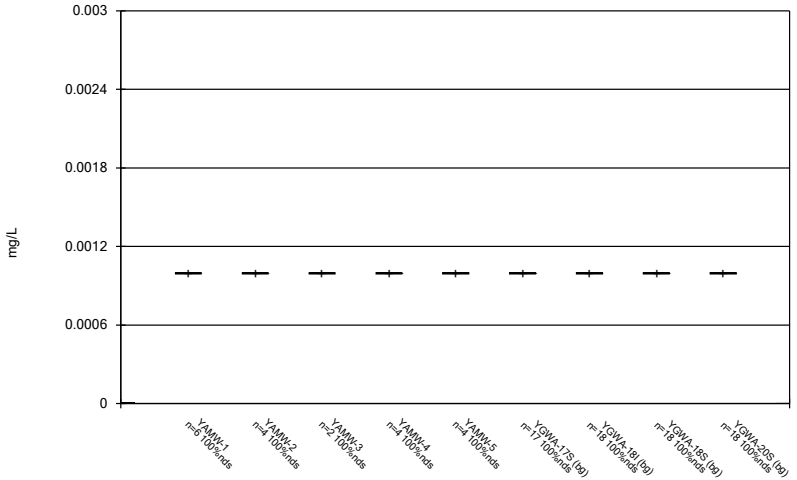

Constituent: Thallium Analysis Run 10/6/2022 10:48 AM

Plant Yates Client: Southern Company Data: Plant Yates AMA-R6

Sanitas™ v.9.6.35 Groundwater Stats Consulting. UG

Box & Whiskers Plot

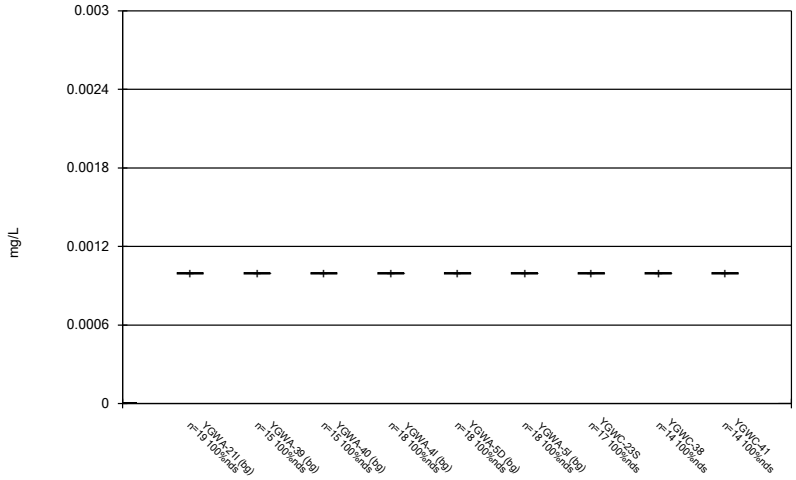

Constituent: Thallium Analysis Run 10/6/2022 10:48 AM

Plant Yates Client: Southern Company Data: Plant Yates AMA-R6

Sanitas™ v.9.6.35 Groundwater Stats Consulting. UG

Box & Whiskers Plot

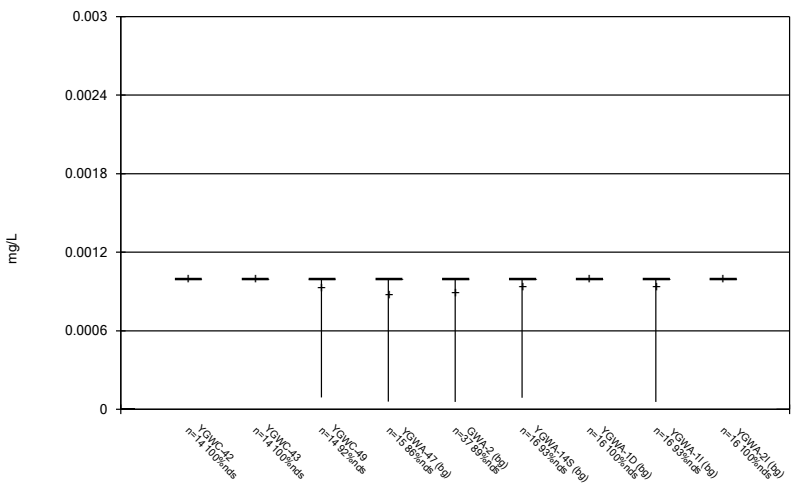

Constituent: Thallium Analysis Run 10/6/2022 10:48 AM

Plant Yates Client: Southern Company Data: Plant Yates AMA-R6

Sanitas™ v.9.6.35 Groundwater Stats Consulting. UG

Box & Whiskers Plot

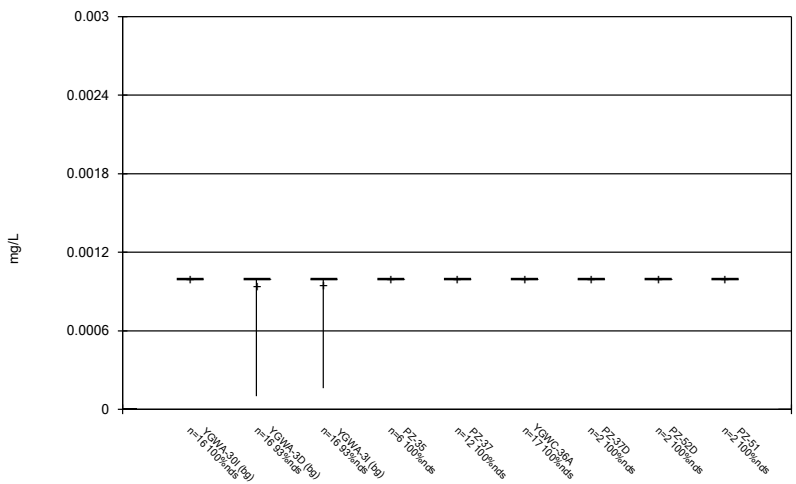

Constituent: Thallium Analysis Run 10/6/2022 10:48 AM

Plant Yates Client: Southern Company Data: Plant Yates AMA-R6

Box & Whiskers Plot

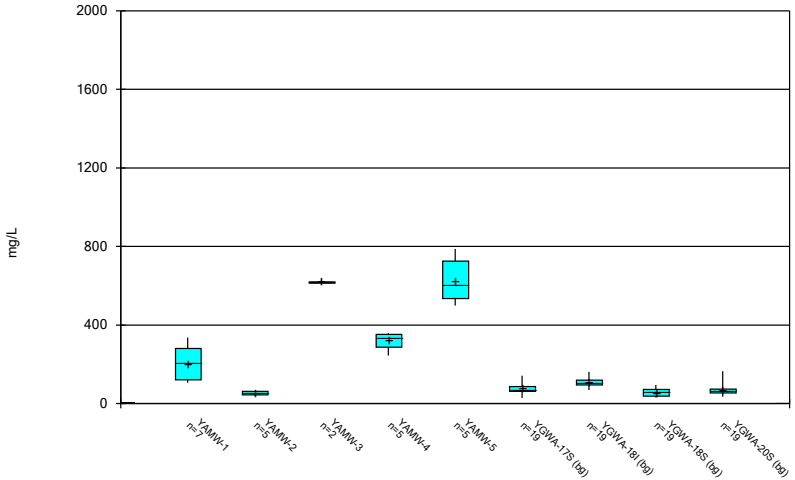

Constituent: Total Dissolved Solids Analysis Run 10/6/2022 10:48 AM
Plant Yates Client: Southern Company Data: Plant Yates AMA-R6

Sanitas™ v.9.6.35 Groundwater Stats Consulting. UG

Box & Whiskers Plot

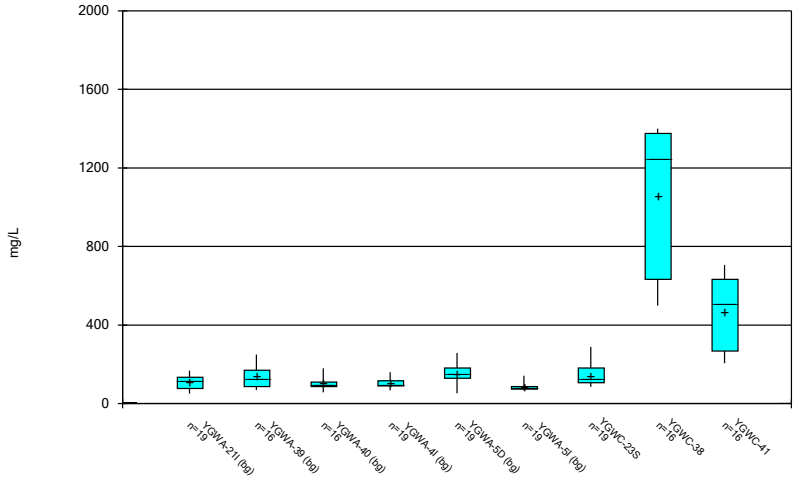

Constituent: Total Dissolved Solids Analysis Run 10/6/2022 10:48 AM
Plant Yates Client: Southern Company Data: Plant Yates AMA-R6

Sanitas™ v.9.6.35 Groundwater Stats Consulting. UG

Box & Whiskers Plot

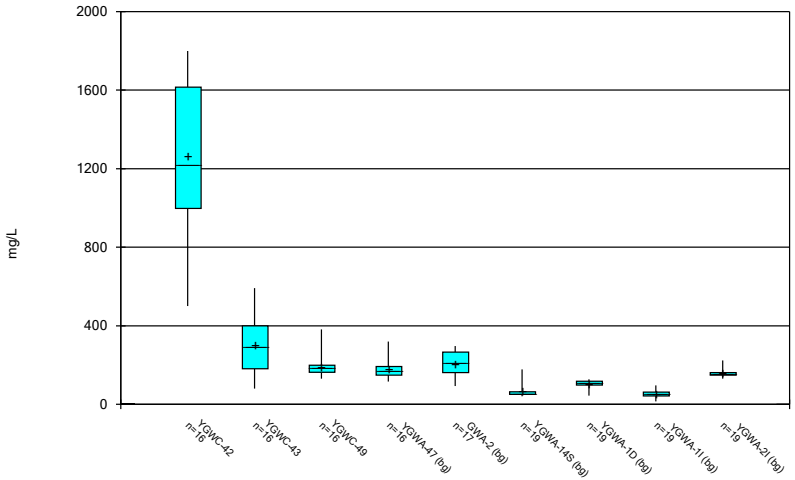

Constituent: Total Dissolved Solids Analysis Run 10/6/2022 10:48 AM
Plant Yates Client: Southern Company Data: Plant Yates AMA-R6

Sanitas™ v.9.6.35 Groundwater Stats Consulting. UG

Box & Whiskers Plot

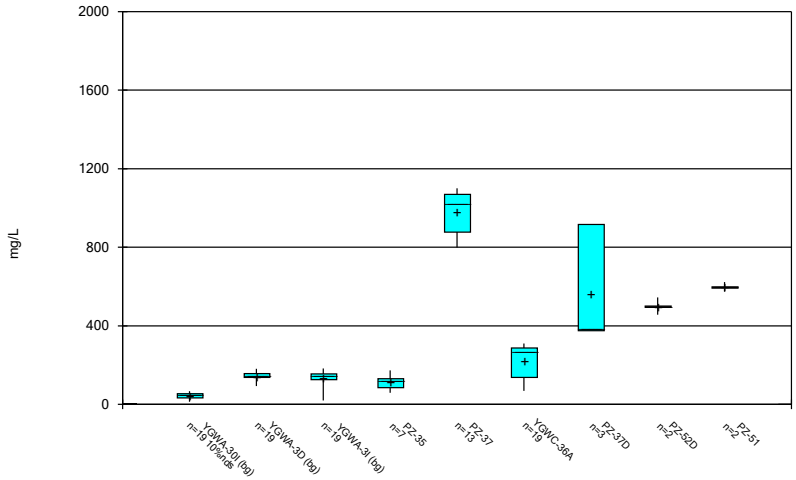

Constituent: Total Dissolved Solids Analysis Run 10/6/2022 10:48 AM
Plant Yates Client: Southern Company Data: Plant Yates AMA-R6

FIGURE C.

Outlier Summary

Plant Yates Client: Southern Company Data: Plant Yates AMA-R6 Printed 10/6/2022, 9:00 AM

	GWA-2 Cobalt (mg/L)	YGWA-47 pH (S.U.)
4/2/2018		6.3 (O)
8/26/2020	0.2 (O)	
9/22/2020	0.16 (O)	
3/2/2021	0.21 (O)	
8/20/2021	0.074 (O)	
2/8/2022	0.072 (o)	
8/30/2022	0.075 (o)	

FIGURE D.

Appendix III Interwell Prediction Limits - Significant Results

Plant Yates Client: Southern Company Data: Plant Yates AMA-R6 Printed 10/6/2022, 11:00 AM

Constituent	Well	Upper Lim.	Lower Lim.	Date	Observ.	Sig.	Bg N	Bg Mean	Std. Dev.	%NDs	ND Adj.	Transform	Alpha	Method
Boron (mg/L)	**YGWC-23S**	**0.16**	**n/a**	**9/1/2022**	**1.5**	**Yes**	**350**	**n/a**	**n/a**	**48.57**	**n/a**	**n/a**	**0.00004918**	**NP Inter (normality) 1 of 2**
Boron (mg/L)	**YGWC-38**	**0.16**	**n/a**	**9/1/2022**	**4.8**	**Yes**	**350**	**n/a**	**n/a**	**48.57**	**n/a**	**n/a**	**0.00004918**	**NP Inter (normality) 1 of 2**
Boron (mg/L)	**YGWC-41**	**0.16**	**n/a**	**9/1/2022**	**3.6**	**Yes**	**350**	**n/a**	**n/a**	**48.57**	**n/a**	**n/a**	**0.00004918**	**NP Inter (normality) 1 of 2**
Boron (mg/L)	**YGWC-42**	**0.16**	**n/a**	**9/1/2022**	**13.4**	**Yes**	**350**	**n/a**	**n/a**	**48.57**	**n/a**	**n/a**	**0.00004918**	**NP Inter (normality) 1 of 2**
Boron (mg/L)	**YGWC-43**	**0.16**	**n/a**	**9/1/2022**	**2.6**	**Yes**	**350**	**n/a**	**n/a**	**48.57**	**n/a**	**n/a**	**0.00004918**	**NP Inter (normality) 1 of 2**
Calcium (mg/L)	**YGWC-38**	**37**	**n/a**	**9/1/2022**	**59.4**	**Yes**	**350**	**n/a**	**n/a**	**0.8571**	**n/a**	**n/a**	**0.00004918**	**NP Inter (normality) 1 of 2**
Calcium (mg/L)	**YGWC-42**	**37**	**n/a**	**9/1/2022**	**68.5**	**Yes**	**350**	**n/a**	**n/a**	**0.8571**	**n/a**	**n/a**	**0.00004918**	**NP Inter (normality) 1 of 2**
Sulfate (mg/L)	**YGWC-38**	**160**	**n/a**	**9/1/2022**	**282**	**Yes**	**350**	**n/a**	**n/a**	**6**	**n/a**	**n/a**	**0.00004918**	**NP Inter (normality) 1 of 2**
Sulfate (mg/L)	**YGWC-42**	**160**	**n/a**	**9/1/2022**	**502**	**Yes**	**350**	**n/a**	**n/a**	**6**	**n/a**	**n/a**	**0.00004918**	**NP Inter (normality) 1 of 2**
Sulfate (mg/L)	**YGWC-43**	**160**	**n/a**	**9/1/2022**	**169**	**Yes**	**350**	**n/a**	**n/a**	**6**	**n/a**	**n/a**	**0.00004918**	**NP Inter (normality) 1 of 2**
Total Dissolved Solids (mg/L)	**YGWC-38**	**209.3**	**n/a**	**9/1/2022**	**499**	**Yes**	**350**	**108.1**	**54.44**	**0.5714**	**None**	**No**	**0.001075**	**Param Inter 1 of 2**
Total Dissolved Solids (mg/L)	**YGWC-42**	**209.3**	**n/a**	**9/1/2022**	**934**	**Yes**	**350**	**108.1**	**54.44**	**0.5714**	**None**	**No**	**0.001075**	**Param Inter 1 of 2**
Total Dissolved Solids (mg/L)	**YGWC-43**	**209.3**	**n/a**	**9/1/2022**	**366**	**Yes**	**350**	**108.1**	**54.44**	**0.5714**	**None**	**No**	**0.001075**	**Param Inter 1 of 2**

Appendix III Interwell Prediction Limits - All Results

Plant Yates Client: Southern Company Data: Plant Yates AMA-R6 Printed 10/6/2022, 11:00 AM

Constituent	Well	Upper Lim.	Lower Lim.	Date	Observ.	Sig.	Bg N	Bg Mean	Std. Dev.	%NDs	ND Adj.	Transform	Alpha	Method
Boron (mg/L)	**YGWC-23S**	**0.16**	**n/a**	**9/1/2022**	**1.5**	**Yes**	**350**	**n/a**	**n/a**	**48.57**	**n/a**	**n/a**	**0.00004918**	**NP Inter (normality) 1 of 2**
Boron (mg/L)	YGWC-36A	0.16	n/a	9/1/2022	0.067	No	350	n/a	n/a	48.57	n/a	n/a	0.00004918	NP Inter (normality) 1 of 2
Boron (mg/L)	**YGWC-38**	**0.16**	**n/a**	**9/1/2022**	**4.8**	**Yes**	**350**	**n/a**	**n/a**	**48.57**	**n/a**	**n/a**	**0.00004918**	**NP Inter (normality) 1 of 2**
Boron (mg/L)	**YGWC-41**	**0.16**	**n/a**	**9/1/2022**	**3.6**	**Yes**	**350**	**n/a**	**n/a**	**48.57**	**n/a**	**n/a**	**0.00004918**	**NP Inter (normality) 1 of 2**
Boron (mg/L)	**YGWC-42**	**0.16**	**n/a**	**9/1/2022**	**13.4**	**Yes**	**350**	**n/a**	**n/a**	**48.57**	**n/a**	**n/a**	**0.00004918**	**NP Inter (normality) 1 of 2**
Boron (mg/L)	**YGWC-43**	**0.16**	**n/a**	**9/1/2022**	**2.6**	**Yes**	**350**	**n/a**	**n/a**	**48.57**	**n/a**	**n/a**	**0.00004918**	**NP Inter (normality) 1 of 2**
Boron (mg/L)	YGWC-49	0.16	n/a	8/31/2022	0.011J	No	350	n/a	n/a	48.57	n/a	n/a	0.00004918	NP Inter (normality) 1 of 2
Calcium (mg/L)	YGWC-23S	37	n/a	9/1/2022	11.2	No	350	n/a	n/a	0.8571	n/a	n/a	0.00004918	NP Inter (normality) 1 of 2
Calcium (mg/L)	YGWC-36A	37	n/a	9/1/2022	6.3	No	350	n/a	n/a	0.8571	n/a	n/a	0.00004918	NP Inter (normality) 1 of 2
Calcium (mg/L)	**YGWC-38**	**37**	**n/a**	**9/1/2022**	**59.4**	**Yes**	**350**	**n/a**	**n/a**	**0.8571**	**n/a**	**n/a**	**0.00004918**	**NP Inter (normality) 1 of 2**
Calcium (mg/L)	YGWC-41	37	n/a	9/1/2022	12.9	No	350	n/a	n/a	0.8571	n/a	n/a	0.00004918	NP Inter (normality) 1 of 2
Calcium (mg/L)	**YGWC-42**	**37**	**n/a**	**9/1/2022**	**68.5**	**Yes**	**350**	**n/a**	**n/a**	**0.8571**	**n/a**	**n/a**	**0.00004918**	**NP Inter (normality) 1 of 2**
Calcium (mg/L)	YGWC-43	37	n/a	9/1/2022	10.7	No	350	n/a	n/a	0.8571	n/a	n/a	0.00004918	NP Inter (normality) 1 of 2
Calcium (mg/L)	YGWC-49	37	n/a	8/31/2022	11.6	No	350	n/a	n/a	0.8571	n/a	n/a	0.00004918	NP Inter (normality) 1 of 2
Chloride (mg/L)	YGWC-23S	12	n/a	9/1/2022	2	No	350	n/a	n/a	0	n/a	n/a	0.00004918	NP Inter (normality) 1 of 2
Chloride (mg/L)	YGWC-36A	12	n/a	9/1/2022	6.2	No	350	n/a	n/a	0	n/a	n/a	0.00004918	NP Inter (normality) 1 of 2
Chloride (mg/L)	YGWC-38	12	n/a	9/1/2022	4.2	No	350	n/a	n/a	0	n/a	n/a	0.00004918	NP Inter (normality) 1 of 2
Chloride (mg/L)	YGWC-41	12	n/a	9/1/2022	3.8	No	350	n/a	n/a	0	n/a	n/a	0.00004918	NP Inter (normality) 1 of 2
Chloride (mg/L)	YGWC-42	12	n/a	9/1/2022	3.3	No	350	n/a	n/a	0	n/a	n/a	0.00004918	NP Inter (normality) 1 of 2
Chloride (mg/L)	YGWC-43	12	n/a	9/1/2022	2.1	No	350	n/a	n/a	0	n/a	n/a	0.00004918	NP Inter (normality) 1 of 2
Chloride (mg/L)	YGWC-49	12	n/a	8/31/2022	4.3	No	350	n/a	n/a	0	n/a	n/a	0.00004918	NP Inter (normality) 1 of 2
Fluoride (mg/L)	YGWC-23S	0.68	n/a	9/1/2022	0.057J	No	419	n/a	n/a	65.63	n/a	n/a	0.00004918	NP Inter (NDs) 1 of 2
Fluoride (mg/L)	YGWC-36A	0.68	n/a	9/1/2022	0.1ND	No	419	n/a	n/a	65.63	n/a	n/a	0.00004918	NP Inter (NDs) 1 of 2
Fluoride (mg/L)	YGWC-38	0.68	n/a	9/1/2022	0.1ND	No	419	n/a	n/a	65.63	n/a	n/a	0.00004918	NP Inter (NDs) 1 of 2
Fluoride (mg/L)	YGWC-41	0.68	n/a	9/1/2022	0.1ND	No	419	n/a	n/a	65.63	n/a	n/a	0.00004918	NP Inter (NDs) 1 of 2
Fluoride (mg/L)	YGWC-42	0.68	n/a	9/1/2022	0.053J	No	419	n/a	n/a	65.63	n/a	n/a	0.00004918	NP Inter (NDs) 1 of 2
Fluoride (mg/L)	YGWC-43	0.68	n/a	9/1/2022	0.091J	No	419	n/a	n/a	65.63	n/a	n/a	0.00004918	NP Inter (NDs) 1 of 2
Fluoride (mg/L)	YGWC-49	0.68	n/a	8/31/2022	0.1ND	No	419	n/a	n/a	65.63	n/a	n/a	0.00004918	NP Inter (NDs) 1 of 2
pH (S.U.)	YGWC-23S	8.39	4.4	9/1/2022	5.27	No	429	n/a	n/a	0	n/a	n/a	0.00009836	NP Inter (normality) 1 of 2
pH (S.U.)	YGWC-36A	8.39	4.4	9/1/2022	5.18	No	429	n/a	n/a	0	n/a	n/a	0.00009836	NP Inter (normality) 1 of 2
pH (S.U.)	YGWC-38	8.39	4.4	9/1/2022	4.91	No	429	n/a	n/a	0	n/a	n/a	0.00009836	NP Inter (normality) 1 of 2
pH (S.U.)	YGWC-41	8.39	4.4	9/1/2022	4.43	No	429	n/a	n/a	0	n/a	n/a	0.00009836	NP Inter (normality) 1 of 2
pH (S.U.)	YGWC-42	8.39	4.4	9/1/2022	5.49	No	429	n/a	n/a	0	n/a	n/a	0.00009836	NP Inter (normality) 1 of 2
pH (S.U.)	YGWC-43	8.39	4.4	9/1/2022	5.62	No	429	n/a	n/a	0	n/a	n/a	0.00009836	NP Inter (normality) 1 of 2
pH (S.U.)	YGWC-49	8.39	4.4	8/31/2022	5.34	No	429	n/a	n/a	0	n/a	n/a	0.00009836	NP Inter (normality) 1 of 2
Sulfate (mg/L)	YGWC-23S	160	n/a	9/1/2022	79	No	350	n/a	n/a	6	n/a	n/a	0.00004918	NP Inter (normality) 1 of 2
Sulfate (mg/L)	YGWC-36A	160	n/a	9/1/2022	28.2	No	350	n/a	n/a	6	n/a	n/a	0.00004918	NP Inter (normality) 1 of 2
Sulfate (mg/L)	**YGWC-38**	**160**	**n/a**	**9/1/2022**	**282**	**Yes**	**350**	**n/a**	**n/a**	**6**	**n/a**	**n/a**	**0.00004918**	**NP Inter (normality) 1 of 2**
Sulfate (mg/L)	YGWC-41	160	n/a	9/1/2022	117	No	350	n/a	n/a	6	n/a	n/a	0.00004918	NP Inter (normality) 1 of 2
Sulfate (mg/L)	**YGWC-42**	**160**	**n/a**	**9/1/2022**	**502**	**Yes**	**350**	**n/a**	**n/a**	**6**	**n/a**	**n/a**	**0.00004918**	**NP Inter (normality) 1 of 2**
Sulfate (mg/L)	**YGWC-43**	**160**	**n/a**	**9/1/2022**	**169**	**Yes**	**350**	**n/a**	**n/a**	**6**	**n/a**	**n/a**	**0.00004918**	**NP Inter (normality) 1 of 2**
Sulfate (mg/L)	YGWC-49	160	n/a	8/31/2022	71	No	350	n/a	n/a	6	n/a	n/a	0.00004918	NP Inter (normality) 1 of 2
Total Dissolved Solids (mg/L)	YGWC-23S	209.3	n/a	9/1/2022	191	No	350	108.1	54.44	0.5714	None	No	0.001075	Param Inter 1 of 2
Total Dissolved Solids (mg/L)	YGWC-36A	209.3	n/a	9/1/2022	108	No	350	108.1	54.44	0.5714	None	No	0.001075	Param Inter 1 of 2
Total Dissolved Solids (mg/L)	**YGWC-38**	**209.3**	**n/a**	**9/1/2022**	**499**	**Yes**	**350**	**108.1**	**54.44**	**0.5714**	**None**	**No**	**0.001075**	**Param Inter 1 of 2**
Total Dissolved Solids (mg/L)	YGWC-41	209.3	n/a	9/1/2022	205	No	350	108.1	54.44	0.5714	None	No	0.001075	Param Inter 1 of 2
Total Dissolved Solids (mg/L)	**YGWC-42**	**209.3**	**n/a**	**9/1/2022**	**934**	**Yes**	**350**	**108.1**	**54.44**	**0.5714**	**None**	**No**	**0.001075**	**Param Inter 1 of 2**
Total Dissolved Solids (mg/L)	**YGWC-43**	**209.3**	**n/a**	**9/1/2022**	**366**	**Yes**	**350**	**108.1**	**54.44**	**0.5714**	**None**	**No**	**0.001075**	**Param Inter 1 of 2**
Total Dissolved Solids (mg/L)	YGWC-49	209.3	n/a	8/31/2022	207	No	350	108.1	54.44	0.5714	None	No	0.001075	Param Inter 1 of 2

Sanitas™ v.9.6.35 Groundwater Stats Consulting. UG
Hollow symbols indicate censored values.

Exceeds Limit: YGWC-23S, YGWC-38, YGWC-41, YGWC-42, YGWC-43

Prediction Limit

Interwell Non-parametric

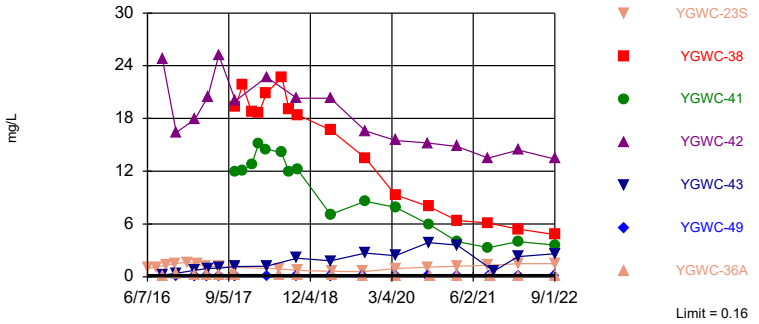

Non-parametric test used in lieu of parametric prediction limit because the Chi Squared normality test showed the data to be non-normal at the 0.01 alpha level. Limit is highest of 350 background values. 48.57% NDs. Annual per-constituent alpha = 0.0006883. Individual comparison alpha = 0.00004918 (1 of 2). Comparing 7 points to limit.

Constituent: Boron Analysis Run 10/6/2022 10:58 AM View: Appendix III
Plant Yates Client: Southern Company Data: Plant Yates AMA-R6

Sanitas™ v.9.6.35 Groundwater Stats Consulting. UG
Hollow symbols indicate censored values.

Exceeds Limit: YGWC-38, YGWC-42

Prediction Limit

Interwell Non-parametric

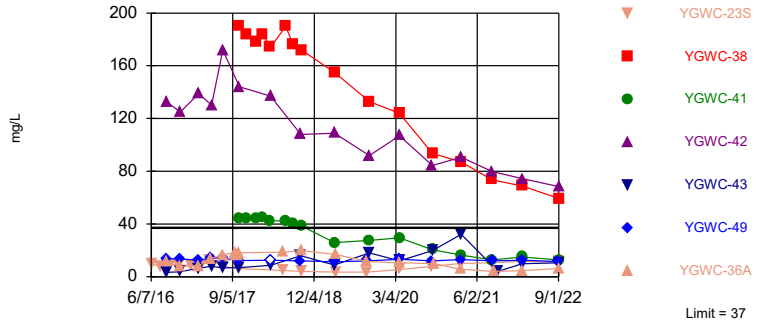

Non-parametric test used in lieu of parametric prediction limit because the Chi Squared normality test showed the data to be non-normal at the 0.01 alpha level. Limit is highest of 350 background values. 0.8571% NDs. Annual per-constituent alpha = 0.0006883. Individual comparison alpha = 0.00004918 (1 of 2). Comparing 7 points to limit.

Constituent: Calcium Analysis Run 10/6/2022 10:58 AM View: Appendix III
Plant Yates Client: Southern Company Data: Plant Yates AMA-R6

Sanitas™ v.9.6.35 Groundwater Stats Consulting. UG

Within Limit

Prediction Limit

Interwell Non-parametric

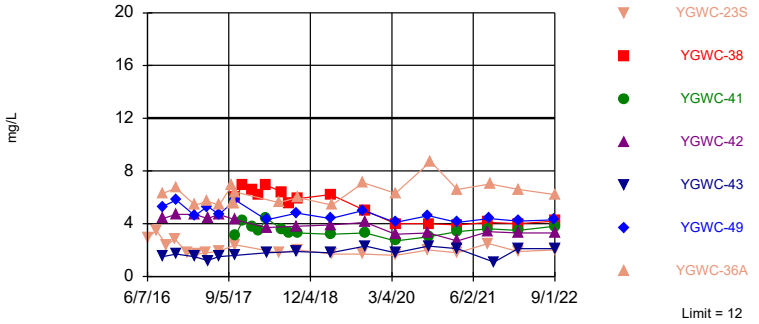

Non-parametric test used in lieu of parametric prediction limit because the Chi Squared normality test showed the data to be non-normal at the 0.01 alpha level. Limit is highest of 350 background values. Annual per-constituent alpha = 0.0006883. Individual comparison alpha = 0.00004918 (1 of 2). Comparing 7 points to limit.

Constituent: Chloride Analysis Run 10/6/2022 10:58 AM View: Appendix III
Plant Yates Client: Southern Company Data: Plant Yates AMA-R6

Sanitas™ v.9.6.35 Groundwater Stats Consulting. UG
Hollow symbols indicate censored values.

Within Limit

Prediction Limit

Interwell Non-parametric

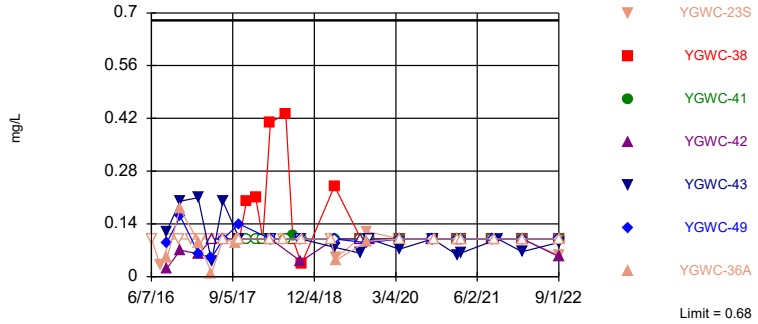

Non-parametric test used in lieu of parametric prediction limit because censored data exceeded 50%. Limit is highest of 419 background values. 65.63% NDs. Annual per-constituent alpha = 0.0006883. Individual comparison alpha = 0.00004918 (1 of 2). Comparing 7 points to limit.

Constituent: Fluoride Analysis Run 10/6/2022 10:58 AM View: Appendix III
Plant Yates Client: Southern Company Data: Plant Yates AMA-R6

Within Limits

Prediction Limit

Interwell Non-parametric

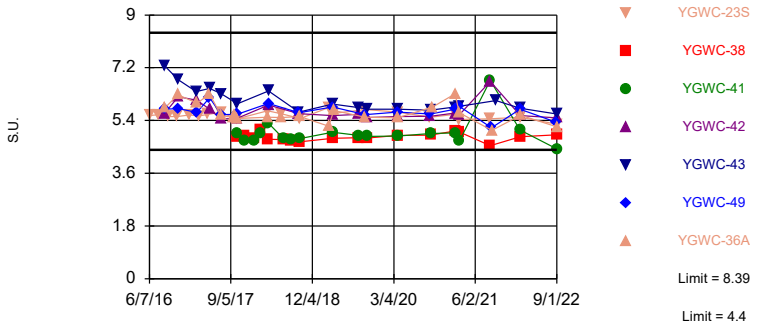

Non-parametric test used in lieu of parametric prediction limit because the Chi Squared normality test showed the data to be non-normal at the 0.01 alpha level. Limits are highest and lowest of 429 background values. Annual per-constituent alpha = 0.001377. Individual comparison alpha = 0.00009836 (1 of 2). Comparing 7 points to limit.

Constituent: pH Analysis Run 10/6/2022 10:58 AM View: Appendix III

Plant Yates Client: Southern Company Data: Plant Yates AMA-R6

Sanitas™ v.9.6.35 Groundwater Stats Consulting. UG

Exceeds Limit: YGWC-38, YGWC-42, YGWC-43

Prediction Limit

Interwell Non-parametric

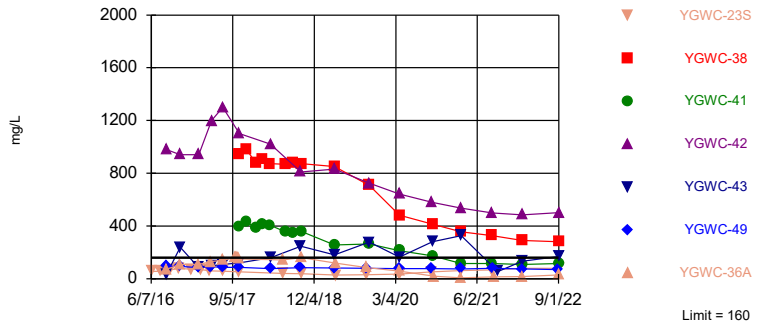

Non-parametric test used in lieu of parametric prediction limit because the Chi Squared normality test showed the data to be non-normal at the 0.01 alpha level. Limit is highest of 350 background values. 6% NDs. Annual per-constituent alpha = 0.0006883. Individual comparison alpha = 0.00004918 (1 of 2). Comparing 7 points to limit.

Constituent: Sulfate Analysis Run 10/6/2022 10:58 AM View: Appendix III

Plant Yates Client: Southern Company Data: Plant Yates AMA-R6

Exceeds Limit: YGWC-38, YGWC-42, YGWC-43

Prediction Limit

Interwell Parametric

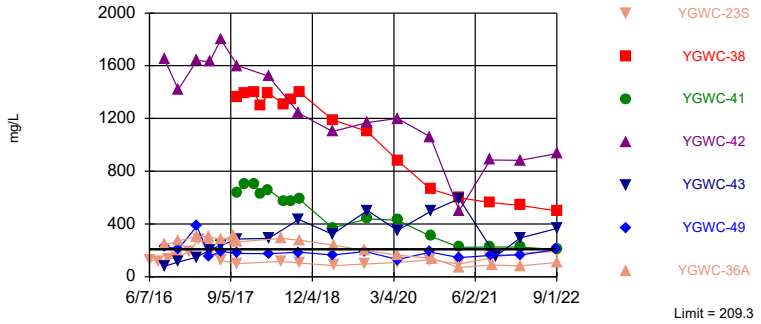

Background Data Summary: Mean=108.1, Std. Dev.=54.44, n=350, 0.5714% NDs. Normality test was disabled. Kappa = 1.859 (c=7, w=7, 1 of 2, event alpha = 0.05132). N exceeds UG tables; Kappa based on n=150. Report alpha = 0.007498. Individual comparison alpha = 0.001075. Comparing 7 points to limit.

Constituent: Total Dissolved Solids Analysis Run 10/6/2022 10:59 AM View: Appendix III - Parametric

Plant Yates Client: Southern Company Data: Plant Yates AMA-R6

Prediction Limit

Constituent: Boron (mg/L) Analysis Run 10/6/2022 11:00 AM View: Appendix III

Plant Yates Client: Southern Company Data: Plant Yates AMA-R6

	YGWA-3I (bg)	YGWA-1D (bg)	YGWA-1I (bg)	YGWA-4I (bg)	YGWA-5D (bg)	YGWA-5I (bg)	YGWA-3D (bg)	YGWA-14S (bg)	YGWA-30I (bg)
6/1/2016	<0.04	<0.04	<0.04						
6/2/2016				<0.04	<0.04	<0.04	<0.04	<0.04	<0.04
6/6/2016									
6/7/2016									
7/25/2016	<0.04		<0.04						<0.04
7/26/2016		0.0055 (J)		0.0047 (J)	0.0052 (J)	<0.04	0.0097 (J)	0.0177 (J)	
7/27/2016									
7/28/2016									
8/30/2016									
8/31/2016									
9/1/2016									
9/2/2016									
9/13/2016		<0.04	<0.04						
9/14/2016	<0.04			<0.04	0.0071 (J)	0.01 (J)			
9/15/2016							0.0102 (J)	0.0214 (J)	
9/16/2016									
9/19/2016									<0.04
9/20/2016									
11/1/2016	<0.04	0.0086 (J)					<0.04		<0.04
11/2/2016				<0.04	<0.04			<0.04	
11/3/2016									
11/4/2016			<0.04			<0.04			
11/8/2016									
11/14/2016									
11/15/2016									
11/16/2016									
11/28/2016									
12/15/2016									
1/10/2017								0.0198 (J)	
1/11/2017	<0.04	0.0074 (J)					<0.04		
1/12/2017					0.0076 (J)	<0.04			
1/13/2017				<0.04					
1/16/2017			<0.04						<0.04
2/21/2017									<0.04
2/22/2017									
2/24/2017									
2/27/2017									
2/28/2017									
3/1/2017	<0.04								
3/2/2017		0.008 (J)	<0.04				0.0084 (J)		
3/3/2017									
3/6/2017				<0.04					
3/7/2017					0.0089 (J)	<0.04			
3/8/2017								0.0189 (J)	
3/9/2017									
4/26/2017	<0.04						<0.04	0.0161 (J)	<0.04
4/27/2017		0.0066 (J)	<0.04						
4/28/2017									
5/1/2017				<0.04	0.0061 (J)				
5/2/2017						<0.04			
5/8/2017									
5/9/2017									

Prediction Limit

Constituent: Boron (mg/L) Analysis Run 10/6/2022 11:00 AM View: Appendix III

Plant Yates Client: Southern Company Data: Plant Yates AMA-R6

	YGWA-3I (bg)	YGWA-1D (bg)	YGWA-1I (bg)	YGWA-4I (bg)	YGWA-5D (bg)	YGWA-5I (bg)	YGWA-3D (bg)	YGWA-14S (bg)	YGWA-30I (bg)
5/10/2017									
5/26/2017									
6/27/2017		0.0087 (J)	0.006 (J)		0.0079 (J)	<0.04			
6/28/2017	<0.04						<0.04		
6/29/2017				<0.04					
6/30/2017								0.0173 (J)	<0.04
7/10/2017									
7/11/2017									
7/13/2017									
7/17/2017									
9/22/2017									
9/29/2017									
10/3/2017		0.0072 (J)	0.0071 (J)		0.0094 (J)	<0.04			
10/4/2017	<0.04						<0.04		<0.04
10/5/2017				<0.04				0.0173 (J)	
10/6/2017									
10/10/2017									
10/11/2017									
10/12/2017									
10/16/2017									
11/20/2017									
11/21/2017									
1/10/2018									
1/11/2018									
1/12/2018									
2/19/2018									
2/20/2018									
4/2/2018									
4/3/2018									
4/4/2018									
6/5/2018		0.0052 (J)							
6/6/2018			<0.04		0.0098 (J)				
6/7/2018				0.0045 (J)		<0.04	0.004 (J)		
6/8/2018	<0.04							0.013 (J)	
6/11/2018									0.014 (J)
6/12/2018									
6/13/2018									
6/27/2018									
6/28/2018									
8/6/2018									
8/7/2018									
9/19/2018									
9/20/2018									
9/24/2018									
9/25/2018									
9/26/2018				0.005 (J)	0.01 (J)	0.0057 (J)			
9/27/2018									
10/1/2018	<0.04	0.021 (J)	0.0049 (J)				<0.04	0.015 (J)	
10/2/2018									<0.04
2/25/2019									
3/26/2019									
3/27/2019									

Prediction Limit

Constituent: Boron (mg/L) Analysis Run 10/6/2022 11:00 AM View: Appendix III

Plant Yates Client: Southern Company Data: Plant Yates AMA-R6

	YGWA-3I (bg)	YGWA-1D (bg)	YGWA-1I (bg)	YGWA-4I (bg)	YGWA-5D (bg)	YGWA-5I (bg)	YGWA-3D (bg)	YGWA-14S (bg)	YGWA-30I (bg)
3/28/2019		0.005 (J)	<0.04						
3/29/2019								0.014 (J)	
4/1/2019	<0.04						<0.04		<0.04
4/2/2019									
4/3/2019				0.0055 (J)	0.0076 (J)	0.0044 (J)			
4/4/2019									
6/12/2019									
9/24/2019		0.0064 (J)	0.0055 (J)		0.01 (J)	0.0049 (J)			
9/25/2019	<0.04			<0.04			0.0054 (J)	0.018 (J)	<0.04
9/26/2019									
9/27/2019									
10/8/2019									
10/9/2019									
3/17/2020									
3/18/2020			0.0087 (J)					0.02 (J)	
3/19/2020	0.0053 (J)	0.0085 (J)					0.0073 (J)		0.0052 (J)
3/24/2020					0.011 (J)	0.0068 (J)			
3/25/2020				0.011 (J)					
3/26/2020									
9/22/2020				<0.04	0.0079 (J)	0.0053 (J)			
9/23/2020	0.0073 (J)	<0.04	<0.04				0.012 (J)		
9/24/2020									0.0075 (J)
9/25/2020								0.02 (J)	
10/7/2020									
3/1/2021									<0.04
3/2/2021					0.0068 (J)	0.011 (J)		0.017 (J)	
3/3/2021	<0.04	<0.04	<0.04	0.0056 (J)			<0.04		
3/4/2021									
8/19/2021		<0.04	<0.04				<0.04	0.018 (J)	<0.04
8/20/2021									
8/25/2021									
8/26/2021				<0.04	0.009 (J)	<0.04			
8/27/2021	<0.04								
9/1/2021									
9/3/2021									
9/27/2021									
2/8/2022									
2/9/2022	<0.04	<0.04	<0.04				0.01 (J)		
2/10/2022					0.011 (J)	<0.04		0.02 (J)	
2/11/2022				<0.04					<0.04
8/30/2022		<0.04			0.0098 (J)	<0.04			
8/31/2022	<0.04		<0.04	<0.04			<0.04	0.015 (J)	<0.04
9/1/2022									

Prediction Limit

Constituent: Boron (mg/L) Analysis Run 10/6/2022 11:00 AM View: Appendix III

Plant Yates Client: Southern Company Data: Plant Yates AMA-R6

	YGWA-18S (bg)	YGWA-18I (bg)	YGWA-20S (bg)	YGWC-23S	YGWA-21I (bg)	YGWA-17S (bg)	YGWA-47 (bg)	YGWC-42	YGWC-43
6/1/2016									
6/2/2016									
6/6/2016	<0.04	<0.04							
6/7/2016			<0.04	0.99	<0.04	<0.04			
7/25/2016									
7/26/2016									
7/27/2016	0.0059 (J)	<0.04	<0.04			0.008 (J)			
7/28/2016				1.09	<0.04				
8/30/2016							0.0166 (J)	24.7	
8/31/2016									0.169
9/1/2016									
9/2/2016									
9/13/2016									
9/14/2016									
9/15/2016									
9/16/2016	0.0079 (J)					0.0086 (J)			
9/19/2016		<0.04	<0.04		<0.04				
9/20/2016				1.35					
11/1/2016									
11/2/2016			<0.04						
11/3/2016	0.0082 (J)	<0.04			<0.04	0.0077 (J)			
11/4/2016									
11/8/2016				1.5					
11/14/2016							0.0166 (J)		
11/15/2016									
11/16/2016								16.4	0.406
11/28/2016									
12/15/2016									
1/10/2017									
1/11/2017	0.0096 (J)	<0.04				0.0092 (J)			
1/12/2017									
1/13/2017			<0.04		<0.04				
1/16/2017				1.67					
2/21/2017									
2/22/2017									
2/24/2017							0.0145 (J)		0.725
2/27/2017								17.9	
2/28/2017									
3/1/2017	<0.04	<0.04							
3/2/2017						0.0095 (J)			
3/3/2017									
3/6/2017			<0.04		<0.04				
3/7/2017									
3/8/2017									
3/9/2017				1.44					
4/26/2017	0.0091 (J)	<0.04	<0.04		<0.04				
4/27/2017									
4/28/2017									
5/1/2017									
5/2/2017				1.2		<0.04			
5/8/2017							0.0141 (J)		
5/9/2017									

Prediction Limit

Constituent: Boron (mg/L) Analysis Run 10/6/2022 11:00 AM View: Appendix III

Plant Yates Client: Southern Company Data: Plant Yates AMA-R6

	YGWA-18S (bg)	YGWA-18I (bg)	YGWA-20S (bg)	YGWC-23S	YGWA-21I (bg)	YGWA-17S (bg)	YGWA-47 (bg)	YGWC-42	YGWC-43
5/10/2017								20.4	0.955
5/26/2017									
6/27/2017									
6/28/2017	0.0079 (J)	<0.04							
6/29/2017			<0.04		<0.04	0.0074 (J)			
6/30/2017									
7/10/2017				1.12					
7/11/2017							0.0131 (J)	25.2	0.994
7/13/2017									
7/17/2017									
9/22/2017									
9/29/2017									
10/3/2017					<0.04				
10/4/2017	0.009 (J)		<0.04			0.0077 (J)			
10/5/2017		<0.04							
10/6/2017									
10/10/2017							0.0124 (J)		
10/11/2017				1.09					
10/12/2017								20	1.15
10/16/2017									
11/20/2017									
11/21/2017									
1/10/2018									
1/11/2018									
1/12/2018									
2/19/2018									
2/20/2018									
4/2/2018							0.013 (J)		
4/3/2018									
4/4/2018								22.7	1.2
6/5/2018					0.0092 (J)				
6/6/2018			0.0049 (J)						
6/7/2018		<0.04							
6/8/2018									
6/11/2018	0.0093 (J)					0.01 (J)			
6/12/2018				0.9					
6/13/2018									
6/27/2018									
6/28/2018									
8/6/2018									
8/7/2018									
9/19/2018							0.012 (J)		
9/20/2018								20.3	2.1
9/24/2018									
9/25/2018	0.007 (J)	0.0046 (J)	<0.04		0.0054 (J)	0.0096 (J)			
9/26/2018									
9/27/2018				0.71					
10/1/2018									
10/2/2018									
2/25/2019									
3/26/2019									
3/27/2019							0.013 (J)	20.3	

Prediction Limit

Constituent: Boron (mg/L) Analysis Run 10/6/2022 11:00 AM View: Appendix III

Plant Yates Client: Southern Company Data: Plant Yates AMA-R6

	YGWA-18S (bg)	YGWA-18I (bg)	YGWA-20S (bg)	YGWC-23S	YGWA-21I (bg)	YGWA-17S (bg)	YGWA-47 (bg)	YGWC-42	YGWC-43
3/28/2019									1.8
3/29/2019									
4/1/2019									
4/2/2019					0.011 (J)	0.0066 (J)			
4/3/2019	0.0053 (J)	<0.04	<0.04						
4/4/2019				0.6					
6/12/2019									
9/24/2019					0.018 (J)				
9/25/2019			<0.04			0.0081 (J)			
9/26/2019	0.0072 (J)	0.0062 (J)							
9/27/2019				0.58					
10/8/2019							0.012 (J)		
10/9/2019								16.6	2.7
3/17/2020							0.023 (J)		
3/18/2020									
3/19/2020									
3/24/2020	0.01 (J)	0.0054 (J)	<0.04		0.016 (J)	0.0092 (J)			
3/25/2020								15.5	2.4
3/26/2020				0.94					
9/22/2020							0.0076 (J)		
9/23/2020	0.006 (J)	0.021 (J)				0.0066 (J)			
9/24/2020			0.0094 (J)	1.1	0.013 (J)			15.2	
9/25/2020									3.9
10/7/2020									
3/1/2021							0.013 (J)		
3/2/2021									
3/3/2021	0.0094 (J)	<0.04	<0.04			0.01 (J)			
3/4/2021				1.2	0.0079 (J)			14.8	3.6
8/19/2021							0.011 (J)		
8/20/2021									
8/25/2021				1.3				13.5	
8/26/2021	<0.04								
8/27/2021		<0.04	<0.04			0.011 (J)			
9/1/2021					<0.04				
9/3/2021									
9/27/2021									0.64
2/8/2022							0.015 (J)		2.3
2/9/2022	<0.04	<0.04	<0.04		<0.04	0.0098 (J)			
2/10/2022				1.5				14.4	
2/11/2022									
8/30/2022	0.014 (J)	<0.04			0.012 (J)	0.013 (J)			
8/31/2022			<0.04				0.0091 (J)		
9/1/2022				1.5				13.4	2.6

Prediction Limit

Constituent: Boron (mg/L) Analysis Run 10/6/2022 11:00 AM View: Appendix III

Plant Yates Client: Southern Company Data: Plant Yates AMA-R6

	GWA-2 (bg)	YGWC-49	YGWC-36A	YGWA-2I (bg)	YGWA-39 (bg)	YGWA-40 (bg)	YGWC-38	YGWC-41
6/1/2016								
6/2/2016								
6/6/2016								
6/7/2016								
7/25/2016								
7/26/2016								
7/27/2016								
7/28/2016								
8/30/2016								
8/31/2016	0.0315 (J)							
9/1/2016		0.0113 (J)						
9/2/2016			0.133					
9/13/2016								
9/14/2016				<0.04				
9/15/2016								
9/16/2016								
9/19/2016								
9/20/2016								
11/1/2016								
11/2/2016								
11/3/2016								
11/4/2016				<0.04				
11/8/2016								
11/14/2016			0.287					
11/15/2016		0.0074 (J)						
11/16/2016								
11/28/2016	0.0095 (J)							
12/15/2016				0.0107 (J)				
1/10/2017								
1/11/2017								
1/12/2017								
1/13/2017								
1/16/2017				<0.04				
2/21/2017								
2/22/2017	<0.04							
2/24/2017								
2/27/2017		<0.04						
2/28/2017			0.215					
3/1/2017								
3/2/2017								
3/3/2017				<0.04				
3/6/2017								
3/7/2017								
3/8/2017								
3/9/2017								
4/26/2017								
4/27/2017								
4/28/2017				<0.04				
5/1/2017								
5/2/2017								
5/8/2017	0.0084 (J)							
5/9/2017		<0.04	0.233					

Prediction Limit

Constituent: Boron (mg/L) Analysis Run 10/6/2022 11:00 AM View: Appendix III

Plant Yates Client: Southern Company Data: Plant Yates AMA-R6

	GWA-2 (bg)	YGWC-49	YGWC-36A	YGWA-2I (bg)	YGWA-39 (bg)	YGWA-40 (bg)	YGWC-38	YGWC-41
5/10/2017								
5/26/2017				<0.04				
6/27/2017								
6/28/2017				<0.04				
6/29/2017								
6/30/2017								
7/10/2017								
7/11/2017								
7/13/2017		0.0093 (J)	0.262					
7/17/2017	0.0092 (J)							
9/22/2017			0.238					
9/29/2017			0.235					
10/3/2017				<0.04				
10/4/2017								
10/5/2017								
10/6/2017			0.256					
10/10/2017								
10/11/2017		<0.04	0.245		0.0135 (J)			
10/12/2017						0.0401	19.3	12
10/16/2017	<0.04							
11/20/2017					0.0251 (J)	0.156	21.8	
11/21/2017								12.1
1/10/2018						0.15		
1/11/2018					0.0255 (J)			12.8
1/12/2018							18.7	
2/19/2018	<0.04					0.146		15.2
2/20/2018					<0.04		18.6	
4/2/2018								
4/3/2018					0.033 (J)	0.12	20.9	14.5
4/4/2018		0.0041 (J)						
6/5/2018								
6/6/2018								
6/7/2018				<0.04				
6/8/2018								
6/11/2018								
6/12/2018								
6/13/2018			0.25					
6/27/2018								14.1
6/28/2018					0.053	0.16	22.7	
8/6/2018	<0.04							
8/7/2018					0.024 (J)	0.12	19.1	11.9
9/19/2018								
9/20/2018		0.0042 (J)						
9/24/2018					0.028 (J)	0.099	18.4	12.2
9/25/2018								
9/26/2018			0.24					
9/27/2018								
10/1/2018				<0.04				
10/2/2018								
2/25/2019	<0.04							
3/26/2019						0.096		
3/27/2019					0.017 (J)		16.7	

Prediction Limit

Constituent: Boron (mg/L) Analysis Run 10/6/2022 11:00 AM View: Appendix III

Plant Yates Client: Southern Company Data: Plant Yates AMA-R6

	GWA-2 (bg)	YGWC-49	YGWC-36A	YGWA-2I (bg)	YGWA-39 (bg)	YGWA-40 (bg)	YGWC-38	YGWC-41
3/28/2019		<0.04						7.1
3/29/2019				0.0065 (J)				
4/1/2019								
4/2/2019								
4/3/2019								
4/4/2019			0.22					
6/12/2019	<0.04							
9/24/2019				0.0076 (J)				
9/25/2019								
9/26/2019		<0.04	0.13					
9/27/2019								
10/8/2019	<0.04							
10/9/2019					0.017 (J)	0.079	13.5	8.6
3/17/2020	0.0051 (J)							
3/18/2020								
3/19/2020				0.0073 (J)				
3/24/2020						0.088 (J)		
3/25/2020		0.012 (J)	0.11		0.043 (J)		9.3	7.9
3/26/2020								
9/22/2020	0.0079 (J)							
9/23/2020				<0.04				
9/24/2020		0.062 (J)			0.037 (J)	0.087 (J)		
9/25/2020							8	6
10/7/2020			0.018 (J)					
3/1/2021								
3/2/2021	<0.04							
3/3/2021				<0.04				
3/4/2021		<0.04	0.0088 (J)		0.033 (J)	0.078	6.4	4
8/19/2021								
8/20/2021	<0.04							
8/25/2021								
8/26/2021					0.095		6.1	3.3
8/27/2021				<0.04				
9/1/2021		<0.04						
9/3/2021			0.012 (J)			0.077		
9/27/2021								
2/8/2022	<0.04	<0.04			0.13	0.074		4
2/9/2022				<0.04				
2/10/2022							5.4	
2/11/2022			0.019 (J)					
8/30/2022	<0.04			<0.04				
8/31/2022		0.011 (J)			0.14	0.062		
9/1/2022			0.067				4.8	3.6

Prediction Limit

Constituent: Calcium (mg/L) Analysis Run 10/6/2022 11:00 AM View: Appendix III

Plant Yates Client: Southern Company Data: Plant Yates AMA-R6

	YGWA-3I (bg)	YGWA-1D (bg)	YGWA-1I (bg)	YGWA-4I (bg)	YGWA-5D (bg)	YGWA-5I (bg)	YGWA-3D (bg)	YGWA-14S (bg)	YGWA-30I (bg)
6/1/2016	21	12	2.5						
6/2/2016				8.8	33	2.4	28	1.3	1.3
6/6/2016									
6/7/2016									
7/25/2016	20.3		2.16						1.17
7/26/2016		11		7.69	32.3	2.12	24.5	1.24	
7/27/2016									
7/28/2016									
8/30/2016									
8/31/2016									
9/1/2016									
9/2/2016									
9/13/2016		11.8	2.21						
9/14/2016	19.7			8.49	31	2.18			
9/15/2016							27	1.17	
9/16/2016									
9/19/2016									1.05
9/20/2016									
11/1/2016	18.4	11					25.6		1.14
11/2/2016				7.83	30.9			1.23	
11/3/2016									
11/4/2016			2.67			2.17 (J)			
11/8/2016									
11/14/2016									
11/15/2016									
11/16/2016									
11/28/2016									
12/15/2016									
1/10/2017								1.24	
1/11/2017	20.3	11.2					27.5		
1/12/2017					35.7	2.37			
1/13/2017				8.08					
1/16/2017			2.45						1.23
2/21/2017									1.25
2/22/2017									
2/24/2017									
2/27/2017									
2/28/2017									
3/1/2017	18.6								
3/2/2017		11	2.57				27.5		
3/3/2017									
3/6/2017				8.64					
3/7/2017					32.7	2.34			
3/8/2017								1.21	
3/9/2017									
4/26/2017	25.6						30.4	1.14	1.03
4/27/2017		11.1	2.38						
4/28/2017									
5/1/2017				13.4	37				
5/2/2017						2.17			
5/8/2017									
5/9/2017									

Prediction Limit

Constituent: Calcium (mg/L) Analysis Run 10/6/2022 11:00 AM View: Appendix III

Plant Yates Client: Southern Company Data: Plant Yates AMA-R6

	YGWA-3I (bg)	YGWA-1D (bg)	YGWA-1I (bg)	YGWA-4I (bg)	YGWA-5D (bg)	YGWA-5I (bg)	YGWA-3D (bg)	YGWA-14S (bg)	YGWA-30I (bg)
5/10/2017									
5/26/2017									
6/27/2017		13.8	2.36		36.5	2.13			
6/28/2017	23.9						29.8		
6/29/2017				8.81					
6/30/2017								1.24	1.13
7/10/2017									
7/11/2017									
7/13/2017									
7/17/2017									
9/22/2017									
9/29/2017									
10/3/2017		14	2.21		30.9	2.15			
10/4/2017	22.1						29.7		1.09
10/5/2017				9.29				1.11	
10/6/2017									
10/10/2017									
10/11/2017									
10/12/2017									
10/16/2017									
11/20/2017									
11/21/2017									
1/10/2018									
1/11/2018									
1/12/2018									
2/19/2018									
2/20/2018									
4/2/2018									
4/3/2018									
4/4/2018									
6/5/2018		15.2 (J)							
6/6/2018			2.3		26.2				
6/7/2018				8.2		2.3	29.1		
6/8/2018	21.9 (J)							1.1	
6/11/2018									1.1
6/12/2018									
6/13/2018									
6/27/2018									
6/28/2018									
8/6/2018									
8/7/2018									
9/19/2018									
9/20/2018									
9/24/2018									
9/25/2018									
9/26/2018				9.5 (J)	25.8	2.3			
9/27/2018									
10/1/2018	19.7	15.1	1.8				26.9	0.99	
10/2/2018									1.1
2/25/2019									
3/26/2019									
3/27/2019									

Prediction Limit

Constituent: Calcium (mg/L) Analysis Run 10/6/2022 11:00 AM View: Appendix III

Plant Yates Client: Southern Company Data: Plant Yates AMA-R6

	YGWA-3I (bg)	YGWA-1D (bg)	YGWA-1I (bg)	YGWA-4I (bg)	YGWA-5D (bg)	YGWA-5I (bg)	YGWA-3D (bg)	YGWA-14S (bg)	YGWA-30I (bg)
3/28/2019		13.3 (J)	2.2						
3/29/2019								1.1	
4/1/2019	20.4 (J)						30.1		1.3
4/2/2019									
4/3/2019				8.4	24.7 (J)	2.8			
4/4/2019									
6/12/2019									
9/24/2019		15.8	2.3		25.8	2.5			
9/25/2019	22.4			9.5			29.5	1.1	1.1
9/26/2019									
9/27/2019									
10/8/2019									
10/9/2019									
3/17/2020									
3/18/2020			2.1					1.1	
3/19/2020	21.9	15					31.5		1.2
3/24/2020					26.1	2.5			
3/25/2020				10.5					
3/26/2020									
9/22/2020				9.6	27.2	2.6			
9/23/2020	23.6	14.1	1.8				28.6		
9/24/2020									1.1
9/25/2020								1.3	
10/7/2020									
3/1/2021									1.2
3/2/2021					1.6	2.6		1.2	
3/3/2021	20.6	14.1	1.8	7.7			29.8		
3/4/2021									
8/19/2021		14.2	2				28.1	1.2	1.2
8/20/2021									
8/25/2021									
8/26/2021				7.6	25.2	2.5			
8/27/2021	24.7								
9/1/2021									
9/3/2021									
9/27/2021									
2/8/2022									
2/9/2022	23.7	14.9	2.1				30.3		
2/10/2022					24.8	2.5		1.3	
2/11/2022				7.5					1.5
8/30/2022		14.9			24.8	2.5			
8/31/2022	23.5		1.9	8.9			28.7	1.3	1.3
9/1/2022									

Prediction Limit

Constituent: Calcium (mg/L) Analysis Run 10/6/2022 11:00 AM View: Appendix III

Plant Yates Client: Southern Company Data: Plant Yates AMA-R6

	YGWA-18S (bg)	YGWA-18I (bg)	YGWA-20S (bg)	YGWC-23S	YGWA-21I (bg)	YGWA-17S (bg)	YGWA-47 (bg)	YGWC-42	YGWC-43
6/1/2016									
6/2/2016									
6/6/2016	1.4	6.2							
6/7/2016			2.3	9.6	3.7	2.2			
7/25/2016									
7/26/2016									
7/27/2016	1.19	4.73	2.08			2			
7/28/2016				7.87	3.15				
8/30/2016							20.9	133	
8/31/2016									3.4
9/1/2016									
9/2/2016									
9/13/2016									
9/14/2016									
9/15/2016									
9/16/2016	1.5					1.97			
9/19/2016		4.76	1.97		3.17				
9/20/2016				9.28					
11/1/2016									
11/2/2016			2.13						
11/3/2016	1.31	5.25			3.4	1.99			
11/4/2016									
11/8/2016				8.6					
11/14/2016							18.6		
11/15/2016									
11/16/2016								125	3.79
11/28/2016									
12/15/2016									
1/10/2017									
1/11/2017	1.25	4.74				2.28			
1/12/2017									
1/13/2017			2.45		4.98				
1/16/2017				8.85					
2/21/2017									
2/22/2017									
2/24/2017							16.1		6.42
2/27/2017								139	
2/28/2017									
3/1/2017	1.26	5.37							
3/2/2017						2.15			
3/3/2017									
3/6/2017			2.48		6.28				
3/7/2017									
3/8/2017									
3/9/2017				8.4					
4/26/2017	1.05	4.28	2.3		6.65				
4/27/2017									
4/28/2017									
5/1/2017									
5/2/2017				12.9		1.95			
5/8/2017							14.6		
5/9/2017									

Prediction Limit

Constituent: Calcium (mg/L) Analysis Run 10/6/2022 11:00 AM View: Appendix III

Plant Yates Client: Southern Company Data: Plant Yates AMA-R6

	YGWA-18S (bg)	YGWA-18I (bg)	YGWA-20S (bg)	YGWC-23S	YGWA-21I (bg)	YGWA-17S (bg)	YGWA-47 (bg)	YGWC-42	YGWC-43
5/10/2017								130	7.9
5/26/2017									
6/27/2017									
6/28/2017	1.06	4.95							
6/29/2017			2.54		6.04	2.02			
6/30/2017									
7/10/2017				8.09					
7/11/2017							14.3	172	6.71
7/13/2017									
7/17/2017									
9/22/2017									
9/29/2017									
10/3/2017					8.28				
10/4/2017	1.1		2.25			2.03			
10/5/2017		5.28							
10/6/2017									
10/10/2017							12.1		
10/11/2017				6.36					
10/12/2017								144	7.05
10/16/2017									
11/20/2017									
11/21/2017									
1/10/2018									
1/11/2018									
1/12/2018									
2/19/2018									
2/20/2018									
4/2/2018							<25		
4/3/2018									
4/4/2018								137	8.6
6/5/2018					9.1				
6/6/2018			2.3						
6/7/2018		4.8							
6/8/2018									
6/11/2018	1.4					2.1			
6/12/2018				4.7					
6/13/2018									
6/27/2018									
6/28/2018									
8/6/2018									
8/7/2018									
9/19/2018							11.1 (J)		
9/20/2018								108	15.9 (J)
9/24/2018									
9/25/2018	1	4.6	2.3		10.4 (J)	2.1			
9/26/2018									
9/27/2018				4.1					
10/1/2018									
10/2/2018									
2/25/2019									
3/26/2019									
3/27/2019							10.8 (J)	109	

Prediction Limit

Constituent: Calcium (mg/L) Analysis Run 10/6/2022 11:00 AM View: Appendix III

Plant Yates Client: Southern Company Data: Plant Yates AMA-R6

	YGWA-18S (bg)	YGWA-18I (bg)	YGWA-20S (bg)	YGWC-23S	YGWA-21I (bg)	YGWA-17S (bg)	YGWA-47 (bg)	YGWC-42	YGWC-43
3/28/2019									8.9
3/29/2019									
4/1/2019									
4/2/2019					8.8	2.5			
4/3/2019	1.2	5.3	2.9						
4/4/2019				3.7					
6/12/2019									
9/24/2019					7.7				
9/25/2019			2.4			2.6			
9/26/2019	1.1	4.9							
9/27/2019				3.7					
10/8/2019							9.7		
10/9/2019								92	18.2
3/17/2020							14.8		
3/18/2020									
3/19/2020									
3/24/2020	1	5.3	2.6		6	2.7			
3/25/2020								107	12.1
3/26/2020				5.6					
9/22/2020							10.1		
9/23/2020	0.91 (J)	5.2				2.6			
9/24/2020			2.6	7.9	7.8			84.3	
9/25/2020									19.8
10/7/2020									
3/1/2021							10.3		
3/2/2021									
3/3/2021	0.96 (J)	5.2	2.4			2.5			
3/4/2021				10.2	8.7			90.7	32.2
8/19/2021							9.6		
8/20/2021									
8/25/2021				10.6				79.9	
8/26/2021	0.98 (J)								
8/27/2021		5.1	2.4			2.7			
9/1/2021					9.5				
9/3/2021									
9/27/2021									4.1
2/8/2022							9.4		9.9
2/9/2022	0.87 (J)	5.1	2.3		9.8	2.8			
2/10/2022				11.8				74.4	
2/11/2022									
8/30/2022	0.77 (J)	5.7			7.3	3			
8/31/2022			2.4				9.6		
9/1/2022				11.2				68.5	10.7

Prediction Limit

Constituent: Calcium (mg/L) Analysis Run 10/6/2022 11:00 AM View: Appendix III

Plant Yates Client: Southern Company Data: Plant Yates AMA-R6

	GWA-2 (bg)	YGWC-49	YGWC-36A	YGWA-2I (bg)	YGWA-39 (bg)	YGWA-40 (bg)	YGWC-38	YGWC-41
6/1/2016								
6/2/2016								
6/6/2016								
6/7/2016								
7/25/2016								
7/26/2016								
7/27/2016								
7/28/2016								
8/30/2016								
8/31/2016	9.31							
9/1/2016		13.9						
9/2/2016			11.2					
9/13/2016								
9/14/2016				23.5				
9/15/2016								
9/16/2016								
9/19/2016								
9/20/2016								
11/1/2016								
11/2/2016								
11/3/2016								
11/4/2016				23.7				
11/8/2016								
11/14/2016			7.79					
11/15/2016		13.5						
11/16/2016								
11/28/2016	9.47 (B)							
12/15/2016				23.1				
1/10/2017								
1/11/2017								
1/12/2017								
1/13/2017								
1/16/2017				23.3				
2/21/2017								
2/22/2017	10.4							
2/24/2017								
2/27/2017		12.5						
2/28/2017			8.37					
3/1/2017								
3/2/2017								
3/3/2017				25.1				
3/6/2017								
3/7/2017								
3/8/2017								
3/9/2017								
4/26/2017								
4/27/2017								
4/28/2017				30.7				
5/1/2017								
5/2/2017								
5/8/2017	14.2							
5/9/2017		14.4	13.9					

Prediction Limit

Constituent: Calcium (mg/L) Analysis Run 10/6/2022 11:00 AM View: Appendix III

Plant Yates Client: Southern Company Data: Plant Yates AMA-R6

	GWA-2 (bg)	YGWC-49	YGWC-36A	YGWA-2I (bg)	YGWA-39 (bg)	YGWA-40 (bg)	YGWC-38	YGWC-41
5/10/2017								
5/26/2017				26.2				
6/27/2017								
6/28/2017				26.1				
6/29/2017								
6/30/2017								
7/10/2017								
7/11/2017								
7/13/2017		14.1	16.6					
7/17/2017	14.1							
9/22/2017			18.4					
9/29/2017			16.1					
10/3/2017				26.7				
10/4/2017								
10/5/2017								
10/6/2017			16.6					
10/10/2017								
10/11/2017		12.4	18.1		2.74			
10/12/2017						2.9	190	44.5
10/16/2017	13.6							
11/20/2017					1.81	10.4	184	
11/21/2017								44.4
1/10/2018						10.2		
1/11/2018					1.54			43.9
1/12/2018							178	
2/19/2018	<25					<25		45.3
2/20/2018					1.71		184	
4/2/2018								
4/3/2018					1.4	6.3	174	42.7
4/4/2018		<25						
6/5/2018								
6/6/2018								
6/7/2018				25				
6/8/2018								
6/11/2018								
6/12/2018								
6/13/2018			18.7 (J)					
6/27/2018								42.2
6/28/2018					1.4	6.7	190	
8/6/2018	11.4 (J)							
8/7/2018					1.2	6.3	176	40.7
9/19/2018								
9/20/2018		12 (J)						
9/24/2018					1.1	5.7	172	38.5
9/25/2018								
9/26/2018			19.8 (J)					
9/27/2018								
10/1/2018				25				
10/2/2018								
2/25/2019	12.7 (J)							
3/26/2019						5.6		
3/27/2019					1.5		155	

Prediction Limit

Constituent: Calcium (mg/L) Analysis Run 10/6/2022 11:00 AM View: Appendix III

Plant Yates Client: Southern Company Data: Plant Yates AMA-R6

	GWA-2 (bg)	YGWC-49	YGWC-36A	YGWA-2I (bg)	YGWA-39 (bg)	YGWA-40 (bg)	YGWC-38	YGWC-41
3/28/2019		11.3 (J)						26
3/29/2019				23.5 (J)				
4/1/2019								
4/2/2019								
4/3/2019								
4/4/2019			16.9 (J)					
6/12/2019	18.9							
9/24/2019				26.4				
9/25/2019								
9/26/2019		12.1	11.7					
9/27/2019								
10/8/2019	28.3							
10/9/2019					2.4	4.9	133	27.6
3/17/2020	24.3							
3/18/2020								
3/19/2020				27.4				
3/24/2020						4.8		
3/25/2020		13.2	10.6		2.7		124	29.6
3/26/2020								
9/22/2020	31							
9/23/2020				26.3				
9/24/2020		12			3.7	4.4		
9/25/2020							93.7	20.5
10/7/2020			9.9					
3/1/2021								
3/2/2021	34.2							
3/3/2021				25.6				
3/4/2021		13	5.6		8.2	4.6	87	16.4
8/19/2021								
8/20/2021	26.5							
8/25/2021								
8/26/2021					14.1		73.6	12.8
8/27/2021				22.6				
9/1/2021		12.1						
9/3/2021			4.1			5.6		
9/27/2021								
2/8/2022	25.6	12.7			15.2	6		15
2/9/2022				23.4				
2/10/2022							68.9	
2/11/2022			4.6					
8/30/2022	23.5			25.4				
8/31/2022		11.6			16.3	6.2		
9/1/2022			6.3				59.4	12.9

Prediction Limit

Constituent: Chloride (mg/L) Analysis Run 10/6/2022 11:00 AM View: Appendix III

Plant Yates Client: Southern Company Data: Plant Yates AMA-R6

	YGWA-3I (bg)	YGWA-1D (bg)	YGWA-1I (bg)	YGWA-4I (bg)	YGWA-5D (bg)	YGWA-5I (bg)	YGWA-3D (bg)	YGWA-14S (bg)	YGWA-30I (bg)
6/1/2016	1.3	1.3	1.6						
6/2/2016				3.7	7.2	4.3	1.4	4.1	1.9
6/6/2016									
6/7/2016									
7/25/2016	1.3		1.4						1.7
7/26/2016		1.2		3.6	6.6	4.4	1.6	4	
7/27/2016									
7/28/2016									
8/30/2016									
8/31/2016									
9/1/2016									
9/2/2016									
9/13/2016		1.1	1.3						
9/14/2016	1.3			3.4	6.6	3.8			
9/15/2016							1.5	4.2	
9/16/2016									
9/19/2016									1.6
9/20/2016									
11/1/2016	1.4	1.3					1.7		1.8
11/2/2016				4.5	7.6			4.9	
11/3/2016									
11/4/2016			1.6			4.8			
11/8/2016									
11/14/2016									
11/15/2016									
11/16/2016									
11/28/2016									
12/15/2016									
1/10/2017								4.1	
1/11/2017	1.1	1.1					1.2		
1/12/2017					6.8	3.8			
1/13/2017				4.2					
1/16/2017			1.4						1.7
2/21/2017									1.7
2/22/2017									
2/24/2017									
2/27/2017									
2/28/2017									
3/1/2017	1.1								
3/2/2017		1	1.3				1.2		
3/3/2017									
3/6/2017				3.6					
3/7/2017					6.8	4.5			
3/8/2017								4.2	
3/9/2017									
4/26/2017	1.1						1.2	4.1	1.7
4/27/2017		1	1.3						
4/28/2017									
5/1/2017				4.3	7.2				
5/2/2017						4.6			
5/8/2017									
5/9/2017									

Prediction Limit

Constituent: Chloride (mg/L) Analysis Run 10/6/2022 11:00 AM View: Appendix III

Plant Yates Client: Southern Company Data: Plant Yates AMA-R6

	YGWA-3I (bg)	YGWA-1D (bg)	YGWA-1I (bg)	YGWA-4I (bg)	YGWA-5D (bg)	YGWA-5I (bg)	YGWA-3D (bg)	YGWA-14S (bg)	YGWA-30I (bg)
5/10/2017									
5/26/2017									
6/27/2017		1.1	1.4		7	4.3			
6/28/2017	1.2						1.3		
6/29/2017				4.2					
6/30/2017								3.7	1.8
7/10/2017									
7/11/2017									
7/13/2017									
7/17/2017									
9/22/2017									
9/29/2017									
10/3/2017		1.1	1.7		6.5	4.2			
10/4/2017	1.2						1.5		1.8
10/5/2017				4.7				3.8	
10/6/2017									
10/10/2017									
10/11/2017									
10/12/2017									
10/16/2017									
11/20/2017									
11/21/2017									
1/10/2018									
1/11/2018									
1/12/2018									
2/19/2018									
2/20/2018									
4/2/2018									
4/3/2018									
4/4/2018									
6/5/2018		1.1							
6/6/2018			1.4		4.7				
6/7/2018				4.4		4.5	1.2		
6/8/2018	1.2							3.4	
6/11/2018									2
6/12/2018									
6/13/2018									
6/27/2018									
6/28/2018									
8/6/2018									
8/7/2018									
9/19/2018									
9/20/2018									
9/24/2018									
9/25/2018									
9/26/2018				4.8	4.8	5.1			
9/27/2018									
10/1/2018	1.2	1.1	1.4				1.5	3.8	
10/2/2018									1.8
2/25/2019									
3/26/2019									
3/27/2019									

Prediction Limit

Constituent: Chloride (mg/L) Analysis Run 10/6/2022 11:00 AM View: Appendix III

Plant Yates Client: Southern Company Data: Plant Yates AMA-R6

	YGWA-3I (bg)	YGWA-1D (bg)	YGWA-1I (bg)	YGWA-4I (bg)	YGWA-5D (bg)	YGWA-5I (bg)	YGWA-3D (bg)	YGWA-14S (bg)	YGWA-30I (bg)
3/28/2019		1.4	1.5						
3/29/2019								4.2	
4/1/2019	1.1						1.2		1.7
4/2/2019									
4/3/2019				4.3	4	4.2			
4/4/2019									
6/12/2019									
9/24/2019		1.1	1.3		3.7	4.5			
9/25/2019	1.1			4.5			1.1	4.8	1.6
9/26/2019									
9/27/2019									
10/8/2019									
10/9/2019									
3/17/2020									
3/18/2020			1.4					5.2	
3/19/2020	1.1	1.1					1.2		1.8
3/24/2020					3.5	4.3			
3/25/2020				3.9					
3/26/2020									
9/22/2020				4.5	3.6	4.2			
9/23/2020	1	0.99 (J)	1.2				1.1		
9/24/2020									1.5
9/25/2020								5.3	
10/7/2020									
3/1/2021									1.6
3/2/2021					3.2	4.3		4.9	
3/3/2021	0.99 (J)	0.96 (J)	1.2	4.1			1.1		
3/4/2021									
8/19/2021		1.1	1.3				1.1	5	1.6
8/20/2021									
8/25/2021									
8/26/2021				4.4	3.4	4.3			
8/27/2021	1.1								
9/1/2021									
9/3/2021									
9/27/2021									
2/8/2022									
2/9/2022	1.1	1	1.3				1.1		
2/10/2022					3.2	4.4		4.7	
2/11/2022				4.1					2.1
8/30/2022		1.3			3.5	4.4			
8/31/2022	1.3		1.5	4.4			1.3	4.6	1.8
9/1/2022									

Prediction Limit

Constituent: Chloride (mg/L) Analysis Run 10/6/2022 11:00 AM View: Appendix III

Plant Yates Client: Southern Company Data: Plant Yates AMA-R6

	YGWA-18S (bg)	YGWA-18I (bg)	YGWA-20S (bg)	YGWC-23S	YGWA-21I (bg)	YGWA-17S (bg)	YGWA-47 (bg)	YGWC-42	YGWC-43
6/1/2016									
6/2/2016									
6/6/2016	6.4	6.8							
6/7/2016			1.9	2.9	2.8	4.5			
7/25/2016									
7/26/2016									
7/27/2016	6.2	6.7	1.9			4.5			
7/28/2016				3.5	2.6				
8/30/2016							5.2	4.4	
8/31/2016									1.5
9/1/2016									
9/2/2016									
9/13/2016									
9/14/2016									
9/15/2016									
9/16/2016	6.1					4.5			
9/19/2016		7	1.9		2.4				
9/20/2016				2.4					
11/1/2016									
11/2/2016			2.6						
11/3/2016	7.4	7.5			2.9	5.4			
11/4/2016									
11/8/2016				2.8					
11/14/2016							6.4		
11/15/2016									
11/16/2016								4.7	1.7
11/28/2016									
12/15/2016									
1/10/2017									
1/11/2017	6.1	6.5				4.7			
1/12/2017									
1/13/2017			2.3		2.5				
1/16/2017				1.8					
2/21/2017									
2/22/2017									
2/24/2017							5.5		1.5
2/27/2017								4.7	
2/28/2017									
3/1/2017	6	6.9							
3/2/2017						4.8			
3/3/2017									
3/6/2017			1.9		2.1				
3/7/2017									
3/8/2017									
3/9/2017				1.7					
4/26/2017	6.5	7	2		2.1				
4/27/2017									
4/28/2017									
5/1/2017									
5/2/2017				1.8		4.6			
5/8/2017							5.8		
5/9/2017									

Prediction Limit

Constituent: Chloride (mg/L) Analysis Run 10/6/2022 11:00 AM View: Appendix III

Plant Yates Client: Southern Company Data: Plant Yates AMA-R6

	YGWA-18S (bg)	YGWA-18I (bg)	YGWA-20S (bg)	YGWC-23S	YGWA-21I (bg)	YGWA-17S (bg)	YGWA-47 (bg)	YGWC-42	YGWC-43
5/10/2017								4.4	1.2
5/26/2017									
6/27/2017									
6/28/2017	6.4	7							
6/29/2017			2.6		2.8	4.5			
6/30/2017									
7/10/2017				1.9					
7/11/2017							5.8	4.7	1.5
7/13/2017									
7/17/2017									
9/22/2017									
9/29/2017									
10/3/2017					2.2				
10/4/2017	6.8		2.6			4.7			
10/5/2017		7							
10/6/2017									
10/10/2017							5.9		
10/11/2017				2.4					
10/12/2017								4.3	1.6
10/16/2017									
11/20/2017									
11/21/2017									
1/10/2018									
1/11/2018									
1/12/2018									
2/19/2018									
2/20/2018									
4/2/2018							4.8		
4/3/2018									
4/4/2018								3.7	1.8
6/5/2018					1.7				
6/6/2018			2.7						
6/7/2018		6.8							
6/8/2018									
6/11/2018	6.8					4.9			
6/12/2018				1.8					
6/13/2018									
6/27/2018									
6/28/2018									
8/6/2018									
8/7/2018									
9/19/2018							4		
9/20/2018								3.8	1.9
9/24/2018									
9/25/2018	7.8	7.9	3.6		2.2	5.6			
9/26/2018									
9/27/2018				2					
10/1/2018									
10/2/2018									
2/25/2019									
3/26/2019									
3/27/2019							4.3	3.9	

Prediction Limit

Constituent: Chloride (mg/L) Analysis Run 10/6/2022 11:00 AM View: Appendix III

Plant Yates Client: Southern Company Data: Plant Yates AMA-R6

	YGWA-18S (bg)	YGWA-18I (bg)	YGWA-20S (bg)	YGWC-23S	YGWA-21I (bg)	YGWA-17S (bg)	YGWA-47 (bg)	YGWC-42	YGWC-43
3/28/2019									1.8
3/29/2019									
4/1/2019									
4/2/2019					2.5	4.8			
4/3/2019	6.3	6.9	3.1						
4/4/2019				1.7					
6/12/2019									
9/24/2019					3.1				
9/25/2019			2.8			5.7			
9/26/2019	7.1	7							
9/27/2019				1.7					
10/8/2019							4.4		
10/9/2019								4.1	2.3
3/17/2020							4.1		
3/18/2020									
3/19/2020									
3/24/2020	6.8	7	2.7		2.8	5			
3/25/2020								3.2	1.8
3/26/2020				1.6					
9/22/2020							4.2		
9/23/2020	7.2	7.2				6.6			
9/24/2020			2.7	2	2			3.3	
9/25/2020									2.3
10/7/2020									
3/1/2021							3.7		
3/2/2021									
3/3/2021	7.2	7	2.7			7.1			
3/4/2021				1.8	1.8			2.7	2.1
8/19/2021							3.5		
8/20/2021									
8/25/2021				2.5				3.4	
8/26/2021	7.3								
8/27/2021		7.4	2.8			8.5			
9/1/2021					1.8				
9/3/2021									
9/27/2021									1.1
2/8/2022							3.2		2.1
2/9/2022	7	7.5	2.8		1.7	10.9			
2/10/2022				1.9				3.3	
2/11/2022									
8/30/2022	7	7.9			2.4	12			
8/31/2022			2.9				3.5		
9/1/2022				2				3.3	2.1

Prediction Limit

Constituent: Chloride (mg/L) Analysis Run 10/6/2022 11:00 AM View: Appendix III

Plant Yates Client: Southern Company Data: Plant Yates AMA-R6

	GWA-2 (bg)	YGWC-49	YGWC-36A	YGWA-2I (bg)	YGWA-39 (bg)	YGWA-40 (bg)	YGWC-38	YGWC-41
6/1/2016								
6/2/2016								
6/6/2016								
6/7/2016								
7/25/2016								
7/26/2016								
7/27/2016								
7/28/2016								
8/30/2016								
8/31/2016	4							
9/1/2016		5.3						
9/2/2016			6.3					
9/13/2016								
9/14/2016				1.1				
9/15/2016								
9/16/2016								
9/19/2016								
9/20/2016								
11/1/2016								
11/2/2016								
11/3/2016								
11/4/2016				1.4				
11/8/2016								
11/14/2016			6.7					
11/15/2016		5.8						
11/16/2016								
11/28/2016	4.2							
12/15/2016				2.9				
1/10/2017								
1/11/2017								
1/12/2017								
1/13/2017								
1/16/2017				0.98				
2/21/2017								
2/22/2017	3.7							
2/24/2017								
2/27/2017		4.6						
2/28/2017			5.4					
3/1/2017								
3/2/2017								
3/3/2017				1.1				
3/6/2017								
3/7/2017								
3/8/2017								
3/9/2017								
4/26/2017								
4/27/2017								
4/28/2017				0.91				
5/1/2017								
5/2/2017								
5/8/2017	4.2							
5/9/2017		5.3	5.7					

Prediction Limit

Constituent: Chloride (mg/L) Analysis Run 10/6/2022 11:00 AM View: Appendix III

Plant Yates Client: Southern Company Data: Plant Yates AMA-R6

	GWA-2 (bg)	YGWC-49	YGWC-36A	YGWA-2I (bg)	YGWA-39 (bg)	YGWA-40 (bg)	YGWC-38	YGWC-41
5/10/2017								
5/26/2017				0.93				
6/27/2017								
6/28/2017				1				
6/29/2017								
6/30/2017								
7/10/2017								
7/11/2017								
7/13/2017		4.7	5.4					
7/17/2017	3.8							
9/22/2017			6.9					
9/29/2017			5.5					
10/3/2017				1.2				
10/4/2017								
10/5/2017								
10/6/2017			5.5					
10/10/2017								
10/11/2017		5.8	6.4		2.4			
10/12/2017						3.8	6	3.1
10/16/2017	4.2							
11/20/2017					1.8	4.4	6.9	
11/21/2017								4.2
1/10/2018						4.6		
1/11/2018					1.6			3.8
1/12/2018							6.6	
2/19/2018	4.3					4.6		3.5
2/20/2018					2		6.2	
4/2/2018								
4/3/2018					3.3	5.9	6.9	4.4
4/4/2018		4.3						
6/5/2018								
6/6/2018								
6/7/2018				1				
6/8/2018								
6/11/2018								
6/12/2018								
6/13/2018			5.6					
6/27/2018								3.6
6/28/2018					2.1	5	6.4	
8/6/2018	3.8							
8/7/2018					1.2	4.3	5.5	3.3
9/19/2018								
9/20/2018		4.8						
9/24/2018					1.3	4.9	5.9	3.3
9/25/2018								
9/26/2018			6					
9/27/2018								
10/1/2018				1.1				
10/2/2018								
2/25/2019	4.1							
3/26/2019						4.4		
3/27/2019					1.4		6.2	

Prediction Limit

Constituent: Chloride (mg/L) Analysis Run 10/6/2022 11:00 AM View: Appendix III

Plant Yates Client: Southern Company Data: Plant Yates AMA-R6

	GWA-2 (bg)	YGWC-49	YGWC-36A	YGWA-2I (bg)	YGWA-39 (bg)	YGWA-40 (bg)	YGWC-38	YGWC-41
3/28/2019		4.4						3.2
3/29/2019				1.2				
4/1/2019								
4/2/2019								
4/3/2019								
4/4/2019			5.4					
6/12/2019	4.7							
9/24/2019				0.95 (J)				
9/25/2019								
9/26/2019		5	7.1					
9/27/2019								
10/8/2019	5.1							
10/9/2019					2.1	5.1	5	3.3
3/17/2020	4.8							
3/18/2020								
3/19/2020				0.97 (J)				
3/24/2020						4.7		
3/25/2020		4.1	6.3		1.9		4	2.7
3/26/2020								
9/22/2020	4.2							
9/23/2020				0.88 (J)				
9/24/2020		4.6			2.7	5		
9/25/2020							4	3
10/7/2020			8.7					
3/1/2021								
3/2/2021	4.1							
3/3/2021				0.86 (J)				
3/4/2021		4.1	6.6		4.9	4.9	3.9	3.4
8/19/2021								
8/20/2021	5.2							
8/25/2021								
8/26/2021					7.2		4.1	3.6
8/27/2021				0.99 (J)				
9/1/2021		4.4						
9/3/2021			7			5.5		
9/27/2021								
2/8/2022	5.7	4.2			7.4	6.2		3.5
2/9/2022				1 (J)				
2/10/2022							4	
2/11/2022			6.6					
8/30/2022	6.3			1.2				
8/31/2022		4.3			6.7	6.3		
9/1/2022			6.2				4.2	3.8

Prediction Limit

Constituent: Fluoride (mg/L) Analysis Run 10/6/2022 11:00 AM View: Appendix III

Plant Yates Client: Southern Company Data: Plant Yates AMA-R6

	YGWA-1I (bg)	YGWA-3I (bg)	YGWA-1D (bg)	YGWA-4I (bg)	YGWA-30I (bg)	YGWA-5D (bg)	YGWA-5I (bg)	YGWA-3D (bg)	YGWA-14S (bg)
6/1/2016	<0.1	0.15 (J)	0.12 (J)						
6/2/2016				<0.1	<0.1	0.11 (J)	<0.1	0.62	<0.1
6/6/2016									
6/7/2016									
7/25/2016	0.06 (J)	0.14 (J)			0.06 (J)				
7/26/2016			0.08 (J)	<0.1		0.05 (J)	<0.1	0.49	0.02 (J)
7/27/2016									
7/28/2016									
8/30/2016									
8/31/2016									
9/1/2016									
9/2/2016									
9/13/2016	<0.1		0.11 (J)						
9/14/2016		0.18 (J)		<0.1		0.04 (J)	<0.1		
9/15/2016								0.54	<0.1
9/16/2016									
9/19/2016					<0.1				
9/20/2016									
11/1/2016		<0.1	<0.1		<0.1			0.68	
11/2/2016				<0.1		<0.1			<0.1
11/3/2016									
11/4/2016	<0.1						<0.1		
11/8/2016									
11/14/2016									
11/15/2016									
11/16/2016									
11/28/2016									
12/15/2016									
1/10/2017									<0.1
1/11/2017		0.09 (J)	0.05 (J)					0.49	
1/12/2017						0.04 (J)	<0.1		
1/13/2017				<0.1					
1/16/2017	<0.1				<0.1				
2/21/2017					<0.1				
2/22/2017									
2/24/2017									
2/27/2017									
2/28/2017									
3/1/2017		<0.1							
3/2/2017	<0.1		<0.1					0.48	
3/3/2017									
3/6/2017				<0.1					
3/7/2017						<0.1	<0.1		
3/8/2017									<0.1
3/9/2017									
4/26/2017		0.08 (J)			<0.1			0.48	<0.1
4/27/2017	0.01 (J)		0.04 (J)						
4/28/2017									
5/1/2017				<0.1		<0.1			
5/2/2017							<0.1		
5/8/2017									
5/9/2017									

Prediction Limit

Constituent: Fluoride (mg/L) Analysis Run 10/6/2022 11:00 AM View: Appendix III

Plant Yates Client: Southern Company Data: Plant Yates AMA-R6

	YGWA-1I (bg)	YGWA-3I (bg)	YGWA-1D (bg)	YGWA-4I (bg)	YGWA-30I (bg)	YGWA-5D (bg)	YGWA-5I (bg)	YGWA-3D (bg)	YGWA-14S (bg)
5/10/2017									
5/26/2017									
6/27/2017	<0.1		<0.1			<0.1	<0.1		
6/28/2017		0.12 (J)						0.47	
6/29/2017				<0.1					
6/30/2017					<0.1				<0.1
7/10/2017									
7/11/2017									
7/13/2017									
7/17/2017									
9/22/2017									
9/29/2017									
10/3/2017	<0.1		<0.1			<0.1	<0.1		
10/4/2017		<0.1			<0.1			<0.1	
10/5/2017				<0.1					<0.1
10/6/2017									
10/10/2017									
10/11/2017									
10/12/2017									
10/16/2017									
11/20/2017									
11/21/2017									
1/10/2018									
1/11/2018									
1/12/2018									
2/19/2018									
2/20/2018									
3/27/2018	<0.1				<0.1				<0.1
3/28/2018		<0.1						0.56	
3/29/2018			<0.1	<0.1		<0.1	<0.1		
3/30/2018									
4/2/2018									
4/3/2018									
4/4/2018									
6/5/2018			0.055 (J)						
6/6/2018	<0.1					0.15 (J)			
6/7/2018				<0.1			<0.1	0.48	
6/8/2018		0.2 (J)							<0.1
6/11/2018					<0.1				
6/12/2018									
6/13/2018									
6/27/2018									
6/28/2018									
8/6/2018									
8/7/2018									
9/19/2018									
9/20/2018									
9/24/2018									
9/25/2018									
9/26/2018				<0.1		<0.1	<0.1		
9/27/2018									
10/1/2018	<0.1	<0.1	<0.1					0.44	<0.1

Prediction Limit

Constituent: Fluoride (mg/L) Analysis Run 10/6/2022 11:00 AM View: Appendix III

Plant Yates Client: Southern Company Data: Plant Yates AMA-R6

	YGWA-1I (bg)	YGWA-3I (bg)	YGWA-1D (bg)	YGWA-4I (bg)	YGWA-30I (bg)	YGWA-5D (bg)	YGWA-5I (bg)	YGWA-3D (bg)	YGWA-14S (bg)
10/2/2018					<0.1				
2/25/2019									
2/26/2019					<0.1				<0.1
2/27/2019	<0.1	0.13 (J)	0.052 (J)					0.53	
3/4/2019				<0.1		0.19 (J)	<0.1		
3/5/2019									
3/6/2019									
3/26/2019									
3/27/2019									
3/28/2019	<0.1		0.036 (J)						
3/29/2019									<0.1
4/1/2019		0.1 (J)			<0.1			0.45	
4/2/2019									
4/3/2019				<0.1		0.047 (J)	<0.1		
4/4/2019									
6/12/2019									
8/19/2019									
8/20/2019									
8/21/2019									
8/22/2019									
9/24/2019	<0.1		0.063 (J)			0.05 (J)	<0.1		
9/25/2019		0.1 (J)		<0.1	<0.1			0.46	<0.1
9/26/2019									
9/27/2019									
10/8/2019									
10/9/2019									
2/10/2020	<0.1		0.061 (J)						
2/11/2020		0.094 (J)							
2/12/2020				<0.1	<0.1	<0.1	<0.1	0.4	<0.1
3/17/2020									
3/18/2020	<0.1								<0.1
3/19/2020		0.11 (J)	0.064 (J)		<0.1			0.51	
3/24/2020						<0.1	<0.1		
3/25/2020				<0.1					
3/26/2020									
8/26/2020									
8/27/2020									
9/22/2020				<0.1		0.056 (J)	<0.1		
9/23/2020	<0.1	0.098 (J)	0.058 (J)					0.47	
9/24/2020					<0.1				
9/25/2020									<0.1
10/7/2020									
2/8/2021						0.055 (J)	<0.1		
2/9/2021				<0.1					
2/10/2021		<0.1						0.43	<0.1
2/11/2021					<0.1				
2/12/2021	<0.1		0.068 (J)						
3/1/2021					<0.1				
3/2/2021						<0.1	<0.1		<0.1
3/3/2021	<0.1	0.1	0.078 (J)	<0.1				0.44	
3/4/2021									
8/19/2021	<0.1		0.074 (J)		<0.1			0.47	<0.1

Prediction Limit

Constituent: Fluoride (mg/L) Analysis Run 10/6/2022 11:00 AM View: Appendix III

Plant Yates Client: Southern Company Data: Plant Yates AMA-R6

	YGWA-1I (bg)	YGWA-3I (bg)	YGWA-1D (bg)	YGWA-4I (bg)	YGWA-30I (bg)	YGWA-5D (bg)	YGWA-5I (bg)	YGWA-3D (bg)	YGWA-14S (bg)
8/20/2021									
8/25/2021									
8/26/2021				<0.1		0.061 (J)	<0.1		
8/27/2021		0.12							
9/1/2021									
9/3/2021									
9/27/2021									
2/8/2022									
2/9/2022	<0.1	0.097 (J)	0.057 (J)					0.43	
2/10/2022						0.055 (J)	<0.1		<0.1
2/11/2022				<0.1	<0.1				
8/30/2022			0.093 (J)			0.085 (J)	<0.1		
8/31/2022	0.065 (J)	0.13		0.061 (J)	0.06 (J)			0.42	0.053 (J)
9/1/2022									

Prediction Limit

Constituent: Fluoride (mg/L) Analysis Run 10/6/2022 11:00 AM View: Appendix III

Plant Yates Client: Southern Company Data: Plant Yates AMA-R6

	YGWA-18S (bg)	YGWA-18I (bg)	YGWA-17S (bg)	YGWA-21I (bg)	YGWC-23S	YGWA-20S (bg)	YGWC-42	YGWA-47 (bg)	GWA-2 (bg)
6/1/2016									
6/2/2016									
6/6/2016	<0.1	<0.1							
6/7/2016			<0.1	<0.1	<0.1	<0.1			
7/25/2016									
7/26/2016									
7/27/2016	<0.1	<0.1	<0.1			<0.1			
7/28/2016				0.02 (J)	0.03 (J)				
8/30/2016							0.02 (J)	0.09 (J)	
8/31/2016									0.14 (J)
9/1/2016									
9/2/2016									
9/13/2016									
9/14/2016									
9/15/2016									
9/16/2016	<0.1		<0.1						
9/19/2016		<0.1		0.02 (J)		<0.1			
9/20/2016					<0.1				
11/1/2016									
11/2/2016						<0.1			
11/3/2016	<0.1	<0.1	<0.1	<0.1					
11/4/2016									
11/8/2016					<0.1				
11/14/2016								0.18 (J)	
11/15/2016									
11/16/2016							0.07 (J)		
11/28/2016									0.12 (J)
12/15/2016									
1/10/2017									
1/11/2017	<0.1	<0.1	<0.1						
1/12/2017									
1/13/2017				<0.1		<0.1			
1/16/2017					<0.1				
2/21/2017									
2/22/2017									0.09 (J)
2/24/2017								0.05 (J)	
2/27/2017							0.06 (J)		
2/28/2017									
3/1/2017	<0.1	<0.1							
3/2/2017			<0.1						
3/3/2017									
3/6/2017				<0.1		<0.1			
3/7/2017									
3/8/2017									
3/9/2017					<0.1				
4/26/2017	<0.1	<0.1		0.04 (J)		<0.1			
4/27/2017									
4/28/2017									
5/1/2017									
5/2/2017			<0.1		<0.1				
5/8/2017								0.03 (J)	0.05 (J)
5/9/2017									

Prediction Limit

Constituent: Fluoride (mg/L) Analysis Run 10/6/2022 11:00 AM View: Appendix III

Plant Yates Client: Southern Company Data: Plant Yates AMA-R6

	YGWA-18S (bg)	YGWA-18I (bg)	YGWA-17S (bg)	YGWA-21I (bg)	YGWC-23S	YGWA-20S (bg)	YGWC-42	YGWA-47 (bg)	GWA-2 (bg)
5/10/2017							<0.1		
5/26/2017									
6/27/2017									
6/28/2017	<0.1	<0.1							
6/29/2017			<0.1	<0.1		<0.1			
6/30/2017									
7/10/2017					<0.1				
7/11/2017							<0.1	0.07 (J)	
7/13/2017									
7/17/2017									0.14 (J)
9/22/2017									
9/29/2017									
10/3/2017				<0.1					
10/4/2017	<0.1		<0.1			<0.1			
10/5/2017		<0.1							
10/6/2017									
10/10/2017								<0.1	
10/11/2017					<0.1				
10/12/2017							<0.1		
10/16/2017									0.12 (J)
11/20/2017									
11/21/2017									
1/10/2018									
1/11/2018									
1/12/2018									
2/19/2018									0.17
2/20/2018									
3/27/2018									
3/28/2018	<0.1	<0.1	<0.1						
3/29/2018				<0.1		<0.1			
3/30/2018					<0.1				
4/2/2018								<0.1	
4/3/2018									
4/4/2018							<0.1		
6/5/2018				0.13 (J)					
6/6/2018						<0.1			
6/7/2018		<0.1							
6/8/2018									
6/11/2018	<0.1		<0.1						
6/12/2018					<0.1				
6/13/2018									
6/27/2018									
6/28/2018									
8/6/2018									0.087 (J)
8/7/2018									
9/19/2018								<0.1	
9/20/2018							0.041 (J)		
9/24/2018									
9/25/2018	<0.1	<0.1	<0.1	0 (J)		<0.1			
9/26/2018									
9/27/2018					<0.1				
10/1/2018									

Prediction Limit

Constituent: Fluoride (mg/L) Analysis Run 10/6/2022 11:00 AM View: Appendix III

Plant Yates Client: Southern Company Data: Plant Yates AMA-R6

	YGWA-18S (bg)	YGWA-18I (bg)	YGWA-17S (bg)	YGWA-21I (bg)	YGWC-23S	YGWA-20S (bg)	YGWC-42	YGWA-47 (bg)	GWA-2 (bg)
10/2/2018									
2/25/2019									0.14 (J)
2/26/2019									
2/27/2019									
3/4/2019									
3/5/2019	<0.1		<0.1	0.32		<0.1			
3/6/2019		<0.1			<0.1				
3/26/2019									
3/27/2019							<0.1	0.081 (J)	
3/28/2019									
3/29/2019									
4/1/2019									
4/2/2019			<0.1	0.12 (J)					
4/3/2019	<0.1	<0.1				<0.1			
4/4/2019					0.049 (J)				
6/12/2019									0.12 (J)
8/19/2019									<0.1
8/20/2019								<0.1	
8/21/2019									
8/22/2019							<0.1		
9/24/2019				0.15 (J)					
9/25/2019			<0.1			<0.1			
9/26/2019	<0.1	<0.1							
9/27/2019					0.12 (J)				
10/8/2019								0.034 (J)	0.052 (J)
10/9/2019							<0.1		
2/10/2020									
2/11/2020	<0.1	<0.1	<0.1						
2/12/2020				0.1 (J)		<0.1			
3/17/2020								<0.1	0.053 (J)
3/18/2020									
3/19/2020									
3/24/2020	<0.1	<0.1	<0.1	0.081 (J)		<0.1			
3/25/2020							<0.1		
3/26/2020					<0.1				
8/26/2020									0.068 (J)
8/27/2020								<0.1	
9/22/2020								<0.1	0.058 (J)
9/23/2020	<0.1	<0.1	<0.1						
9/24/2020				0.079 (J)	<0.1	<0.1	<0.1		
9/25/2020									
10/7/2020									
2/8/2021									
2/9/2021	<0.1	<0.1		0.092 (J)	<0.1	<0.1			
2/10/2021							<0.1		
2/11/2021									
2/12/2021									
3/1/2021								<0.1	
3/2/2021									0.073 (J)
3/3/2021	<0.1	<0.1	<0.1			<0.1			
3/4/2021				0.091 (J)	<0.1		<0.1		
8/19/2021								<0.1	

Prediction Limit

Constituent: Fluoride (mg/L) Analysis Run 10/6/2022 11:00 AM View: Appendix III

Plant Yates Client: Southern Company Data: Plant Yates AMA-R6

	YGWA-18S (bg)	YGWA-18I (bg)	YGWA-17S (bg)	YGWA-21I (bg)	YGWC-23S	YGWA-20S (bg)	YGWC-42	YGWA-47 (bg)	GWA-2 (bg)
8/20/2021									0.06 (J)
8/25/2021					<0.1		<0.1		
8/26/2021	<0.1								
8/27/2021		<0.1	<0.1			<0.1			
9/1/2021				0.11					
9/3/2021									
9/27/2021									
2/8/2022								<0.1	0.064 (J)
2/9/2022	<0.1	<0.1	<0.1	0.1		<0.1			
2/10/2022					<0.1		<0.1		
2/11/2022									
8/30/2022	<0.1	<0.1	<0.1	0.1					0.086 (J)
8/31/2022						<0.1		0.065 (J)	
9/1/2022					0.057 (J)		0.053 (J)		

Prediction Limit

Constituent: Fluoride (mg/L) Analysis Run 10/6/2022 11:00 AM View: Appendix III

Plant Yates Client: Southern Company Data: Plant Yates AMA-R6

	YGWC-43	YGWC-49	YGWC-36A	YGWA-2I (bg)	YGWA-39 (bg)	YGWA-40 (bg)	YGWC-38	YGWC-41
6/1/2016								
6/2/2016								
6/6/2016								
6/7/2016								
7/25/2016								
7/26/2016								
7/27/2016								
7/28/2016								
8/30/2016								
8/31/2016	0.12 (J)							
9/1/2016		0.09 (J)						
9/2/2016			0.05 (J)					
9/13/2016								
9/14/2016				0.08 (J)				
9/15/2016								
9/16/2016								
9/19/2016								
9/20/2016								
11/1/2016								
11/2/2016								
11/3/2016								
11/4/2016				<0.1				
11/8/2016								
11/14/2016			0.18 (J)					
11/15/2016		0.16 (J)						
11/16/2016	0.2 (J)							
11/28/2016								
12/15/2016				0.06 (J)				
1/10/2017								
1/11/2017								
1/12/2017								
1/13/2017								
1/16/2017				0.1 (J)				
2/21/2017								
2/22/2017								
2/24/2017	0.21 (J)							
2/27/2017		0.06 (J)						
2/28/2017			0.09 (J)					
3/1/2017								
3/2/2017								
3/3/2017				<0.1				
3/6/2017								
3/7/2017								
3/8/2017								
3/9/2017								
4/26/2017								
4/27/2017								
4/28/2017				0.06 (J)				
5/1/2017								
5/2/2017								
5/8/2017								
5/9/2017		0.05 (J)	0.009 (J)					

Prediction Limit

Constituent: Fluoride (mg/L) Analysis Run 10/6/2022 11:00 AM View: Appendix III

Plant Yates Client: Southern Company Data: Plant Yates AMA-R6

	YGWC-43	YGWC-49	YGWC-36A	YGWA-2I (bg)	YGWA-39 (bg)	YGWA-40 (bg)	YGWC-38	YGWC-41
5/10/2017	0.04 (J)							
5/26/2017				0.09 (J)				
6/27/2017								
6/28/2017				0.11 (J)				
6/29/2017								
6/30/2017								
7/10/2017								
7/11/2017	0.2 (J)							
7/13/2017		<0.1	<0.1					
7/17/2017								
9/22/2017			0.09 (J)					
9/29/2017			<0.1					
10/3/2017				<0.1				
10/4/2017								
10/5/2017								
10/6/2017			<0.1					
10/10/2017								
10/11/2017		0.14 (J)	<0.1		<0.1			
10/12/2017	0.1 (J)					<0.1	<0.1	<0.1
10/16/2017								
11/20/2017					<0.1	<0.1	0.2 (J)	
11/21/2017								<0.1
1/10/2018						<0.1		
1/11/2018					<0.1			<0.1
1/12/2018							0.21 (J)	
2/19/2018						<0.1		<0.1
2/20/2018					0.23		<0.1	
3/27/2018								
3/28/2018				0.31				
3/29/2018								
3/30/2018			<0.1					
4/2/2018								
4/3/2018					<0.1	<0.1	0.41	<0.1
4/4/2018	<0.1	<0.1						
6/5/2018								
6/6/2018								
6/7/2018				0.11 (J)				
6/8/2018								
6/11/2018								
6/12/2018								
6/13/2018			<0.1					
6/27/2018								<0.1
6/28/2018					<0.1	<0.1	0.43	
8/6/2018								
8/7/2018					0.048 (J)	<0.1	<0.1	0.11 (J)
9/19/2018								
9/20/2018	<0.1	<0.1						
9/24/2018					<0.1	<0.1	0.034 (J)	<0.1
9/25/2018								
9/26/2018			<0.1					
9/27/2018								
10/1/2018				<0.1				

Prediction Limit

Constituent: Fluoride (mg/L) Analysis Run 10/6/2022 11:00 AM View: Appendix III

Plant Yates Client: Southern Company Data: Plant Yates AMA-R6

	YGWC-43	YGWC-49	YGWC-36A	YGWA-2I (bg)	YGWA-39 (bg)	YGWA-40 (bg)	YGWC-38	YGWC-41
10/2/2018								
2/25/2019								
2/26/2019								
2/27/2019				0.12 (J)				
3/4/2019								
3/5/2019								
3/6/2019			<0.1					
3/26/2019						<0.1		
3/27/2019					<0.1		0.24 (J)	
3/28/2019	0.078 (J)	<0.1						0.1 (J)
3/29/2019				0.13 (J)				
4/1/2019								
4/2/2019								
4/3/2019								
4/4/2019			0.043 (J)					
6/12/2019								
8/19/2019								
8/20/2019								
8/21/2019	0.062 (J)				<0.1	<0.1		
8/22/2019							<0.1	<0.1
9/24/2019				0.081 (J)				
9/25/2019								
9/26/2019		0.09 (J)	0.094 (J)					
9/27/2019								
10/8/2019								
10/9/2019	<0.1				<0.1	<0.1	<0.1	<0.1
2/10/2020								
2/11/2020				0.075 (J)				
2/12/2020					<0.1	<0.1		
3/17/2020								
3/18/2020								
3/19/2020				0.093 (J)				
3/24/2020						<0.1		
3/25/2020	0.073 (J)	<0.1	<0.1		<0.1		<0.1	<0.1
3/26/2020								
8/26/2020								
8/27/2020								
9/22/2020								
9/23/2020				0.08 (J)				
9/24/2020		<0.1			<0.1	<0.1		
9/25/2020	<0.1						<0.1	<0.1
10/7/2020			<0.1					
2/8/2021								
2/9/2021	0.058 (J)	<0.1					<0.1	
2/10/2021			<0.1	0.094 (J)	<0.1	<0.1		<0.1
2/11/2021								
2/12/2021								
3/1/2021								
3/2/2021								
3/3/2021				0.085 (J)				
3/4/2021	0.063 (J)	<0.1	<0.1		<0.1	<0.1	<0.1	<0.1
8/19/2021								

Prediction Limit

Constituent: Fluoride (mg/L) Analysis Run 10/6/2022 11:00 AM View: Appendix III

Plant Yates Client: Southern Company Data: Plant Yates AMA-R6

	YGWC-43	YGWC-49	YGWC-36A	YGWA-2I (bg)	YGWA-39 (bg)	YGWA-40 (bg)	YGWC-38	YGWC-41
8/20/2021								
8/25/2021								
8/26/2021					0.063 (J)		<0.1	<0.1
8/27/2021				0.12				
9/1/2021		<0.1						
9/3/2021			<0.1			<0.1		
9/27/2021	0.1							
2/8/2022	0.066 (J)	<0.1			0.052 (J)	<0.1		<0.1
2/9/2022				0.094 (J)				
2/10/2022							<0.1	
2/11/2022			<0.1					
8/30/2022				0.12				
8/31/2022		<0.1			0.065 (J)	0.05 (J)		
9/1/2022	0.091 (J)		<0.1				<0.1	<0.1

Prediction Limit

Constituent: pH (S.U.) Analysis Run 10/6/2022 11:00 AM View: Appendix III

Plant Yates Client: Southern Company Data: Plant Yates AMA-R6

	GWA-2 (bg)	YGWA-3I (bg)	YGWA-1D (bg)	YGWA-1I (bg)	YGWA-14S (bg)	YGWA-4I (bg)	YGWA-5I (bg)	YGWA-5D (bg)	YGWA-3D (bg)
8/27/2008	6.53								
3/3/2009	6.35								
11/18/2009	6.47								
3/3/2010	6.53								
3/10/2011	5.83								
9/8/2011	5.69								
3/5/2012	6.27								
9/10/2012	6.23								
2/6/2013	7.56								
8/12/2013	6.68								
2/5/2014	6.32								
8/3/2015	6.13 (D)								
2/16/2016	5.64								
6/1/2016		7.72	7.46	6.33					
6/2/2016					5.46	6.36	5.75	7.67	7.84
6/6/2016									
6/7/2016									
7/25/2016		7.74		6.21					
7/26/2016			7.43		5.45	6.22	5.72	7.66	7.88
7/27/2016									
7/28/2016									
8/30/2016									
8/31/2016									
9/1/2016									
9/2/2016									
9/13/2016			7.44	6.16					
9/14/2016		7.65				6.23	5.74	7.6	
9/15/2016					5.45				7.74
9/16/2016									
9/19/2016									
9/20/2016									
11/1/2016		7.7	7.24						7.75
11/2/2016					5.41	6.08		7.35	
11/3/2016									
11/4/2016				6.29			5.61		
11/8/2016									
11/14/2016									
11/15/2016									
11/16/2016									
11/28/2016	6.23								
12/15/2016									
1/10/2017					5.37				
1/11/2017		7.53	7.3						7.66
1/12/2017							5.71	7.49	
1/13/2017						6.19			
1/16/2017				6.29					
2/21/2017									
2/22/2017	6.21								
2/24/2017									
2/27/2017									
2/28/2017									
3/1/2017		7.42							

Prediction Limit

Constituent: pH (S.U.) Analysis Run 10/6/2022 11:00 AM View: Appendix III

Plant Yates Client: Southern Company Data: Plant Yates AMA-R6

	GWA-2 (bg)	YGWA-3I (bg)	YGWA-1D (bg)	YGWA-1I (bg)	YGWA-14S (bg)	YGWA-4I (bg)	YGWA-5I (bg)	YGWA-5D (bg)	YGWA-3D (bg)
3/2/2017			7.23	6.28					7.68
3/3/2017									
3/6/2017						6.2			
3/7/2017							5.66	7.43	
3/8/2017					5.41				
3/9/2017									
4/26/2017		7.4			5.02				7.45
4/27/2017			6.99	6.09					
4/28/2017									
5/1/2017						6.21		7.22	
5/2/2017							5.65		
5/8/2017	6.12								
5/9/2017									
5/10/2017									
5/26/2017									
6/27/2017			6.87	6.21			5.7	7.32	
6/28/2017		7.5							7.65
6/29/2017						6.21			
6/30/2017					5.39				
7/10/2017									
7/11/2017									
7/13/2017									
7/17/2017	6.03								
9/22/2017									
9/29/2017									
10/3/2017			6.81	5.98			5.79	7.48	
10/4/2017		7.45							7.49
10/5/2017					5.49	6.16			
10/6/2017									
10/10/2017									
10/11/2017									
10/12/2017									
10/16/2017	6.12								
11/20/2017									
11/21/2017									
1/10/2018									
1/11/2018									
1/12/2018									
2/19/2018	6.13								
2/20/2018									
3/27/2018				6.25	5.47				
3/28/2018		7.74							7.91
3/29/2018			7.38			6.09	5.63	7.02	
3/30/2018									
4/2/2018									
4/3/2018									
4/4/2018									
6/5/2018			7.16						
6/6/2018				6.17				7.43	
6/7/2018						6.12	5.63		7.69
6/8/2018		7.64			5.45				
6/11/2018									

Prediction Limit

Constituent: pH (S.U.) Analysis Run 10/6/2022 11:00 AM View: Appendix III

Plant Yates Client: Southern Company Data: Plant Yates AMA-R6

	GWA-2 (bg)	YGWA-3I (bg)	YGWA-1D (bg)	YGWA-1I (bg)	YGWA-14S (bg)	YGWA-4I (bg)	YGWA-5I (bg)	YGWA-5D (bg)	YGWA-3D (bg)
6/12/2018									
6/13/2018									
6/27/2018									
6/28/2018									
8/6/2018	6.01								
8/7/2018									
9/19/2018									
9/20/2018									
9/24/2018									
9/25/2018									
9/26/2018						5.84	5.63	7.13	
9/27/2018									
10/1/2018		7.47	6.8	5.9	5.39				7.39
10/2/2018									
2/25/2019	6.51								
2/26/2019					5.46				
2/27/2019		7.54	6.84	5.8					7.55
3/4/2019						6.18	5.75	7.46	
3/5/2019									
3/6/2019									
3/26/2019									
3/27/2019									
3/28/2019			6.99	6.15					
3/29/2019					5.34				
4/1/2019		7.74							7.87
4/2/2019									
4/3/2019						6.43	5.63	7.11	
4/4/2019									
6/12/2019	6.3								
8/19/2019	6.23								
8/20/2019									
8/21/2019									
8/22/2019									
9/24/2019			7.07	6.23			5.6	6.93	
9/25/2019		7.47			5.19	6.2			7.64
9/26/2019									
9/27/2019									
10/8/2019	6.28								
10/9/2019									
2/10/2020			7.2	6.1					
2/11/2020		7.09							
2/12/2020					5.48	6.15	5.83	7.52	7.83
3/17/2020	6.14								
3/18/2020				6.19	5.38				
3/19/2020		7.31	7.03						7.65
3/24/2020							5.81	7.34	
3/25/2020						6.26			
3/26/2020									
5/6/2020	6.24								
8/26/2020	5.67								
8/27/2020									
9/22/2020	5.78					5.8 (D)	5.99 (D)	7.19 (D)	

Prediction Limit

Constituent: pH (S.U.) Analysis Run 10/6/2022 11:00 AM View: Appendix III

Plant Yates Client: Southern Company Data: Plant Yates AMA-R6

	GWA-2 (bg)	YGWA-3I (bg)	YGWA-1D (bg)	YGWA-1I (bg)	YGWA-14S (bg)	YGWA-4I (bg)	YGWA-5I (bg)	YGWA-5D (bg)	YGWA-3D (bg)
9/23/2020		7.37	7.15	6.01					7.57
9/24/2020									
9/25/2020					5.44				
10/7/2020									
2/8/2021							5.67		
2/9/2021						6.06			
2/10/2021		7.58			5.35				7.81
2/11/2021									
2/12/2021			7.14	6.21					
3/1/2021									
3/2/2021	5.42				5.49		5.63	7.15	
3/3/2021		8.23	7.2	5.38		6.21			8.39
3/4/2021									
8/19/2021			6.32	6.38	7.32				5.34
8/20/2021	5.86								
8/25/2021									
8/26/2021						5.82	5.51	7.16	
8/27/2021		7.39							
9/1/2021									
9/3/2021									
9/27/2021									
2/8/2022	5.83								
2/9/2022		7.66	7.12	6.24					7.97
2/10/2022					4.5		5.14	6.99	
2/11/2022						5.95			
8/30/2022	5.39		7.2				5	7.4	
8/31/2022		7.49		5.64	5.15	5.5			7.65
9/1/2022									

Prediction Limit

Constituent: pH (S.U.) Analysis Run 10/6/2022 11:00 AM View: Appendix III

Plant Yates Client: Southern Company Data: Plant Yates AMA-R6

	YGWA-30I (bg)	YGWA-18I (bg)	YGWA-18S (bg)	YGWA-20S (bg)	YGWC-23S	YGWA-21I (bg)	YGWA-17S (bg)	YGWC-42	YGWA-47 (bg)
8/27/2008									
3/3/2009									
11/18/2009									
3/3/2010									
3/10/2011									
9/8/2011									
3/5/2012									
9/10/2012									
2/6/2013									
8/12/2013									
2/5/2014									
8/3/2015									
2/16/2016									
6/1/2016									
6/2/2016	5.75								
6/6/2016		6.17	5.71						
6/7/2016				5.77	5.57	6.1	5.62		
7/25/2016	5.82								
7/26/2016									
7/27/2016		6.14	5.46	5.79			5.59		
7/28/2016					5.6	6.12			
8/30/2016								5.64	5.75
8/31/2016									
9/1/2016									
9/2/2016									
9/13/2016									
9/14/2016									
9/15/2016									
9/16/2016							5.58		
9/19/2016	5.78 (D)	6.04	5.59	5.73		6.12			
9/20/2016					5.53				
11/1/2016	5.62								
11/2/2016				5.67					
11/3/2016		5.97	5.39			6.07	5.59		
11/4/2016									
11/8/2016					5.53				
11/14/2016									5.59
11/15/2016									
11/16/2016								6.21	
11/28/2016									
12/15/2016									
1/10/2017									
1/11/2017		6.05	5.48				5.59		
1/12/2017									
1/13/2017				5.79		6.41			
1/16/2017	5.72				5.59				
2/21/2017	5.67								
2/22/2017									
2/24/2017									5.49
2/27/2017								6.09	
2/28/2017									
3/1/2017		5.94	5.41						

Prediction Limit

Constituent: pH (S.U.) Analysis Run 10/6/2022 11:00 AM View: Appendix III

Plant Yates Client: Southern Company Data: Plant Yates AMA-R6

	YGWA-30I (bg)	YGWA-18I (bg)	YGWA-18S (bg)	YGWA-20S (bg)	YGWC-23S	YGWA-21I (bg)	YGWA-17S (bg)	YGWC-42	YGWA-47 (bg)
3/2/2017							5.54		
3/3/2017									
3/6/2017				5.63		6.34			
3/7/2017									
3/8/2017									
3/9/2017					5.56				
4/26/2017	5.56	5.99	5.4	5.66		6.32			
4/27/2017									
4/28/2017									
5/1/2017									
5/2/2017					5.61		5.47		
5/8/2017									5.58
5/9/2017									
5/10/2017								5.79	
5/26/2017									
6/27/2017									
6/28/2017		6	5.36						
6/29/2017				5.85		6.47	5.56		
6/30/2017	5.72								
7/10/2017					5.68				
7/11/2017								5.45	5.58
7/13/2017									
7/17/2017									
9/22/2017									
9/29/2017									
10/3/2017						6.56			
10/4/2017	5.87		5.32	5.83			5.57		
10/5/2017		6.11							
10/6/2017									
10/10/2017									5.49
10/11/2017					5.46				
10/12/2017								5.48	
10/16/2017									
11/20/2017									
11/21/2017									
1/10/2018									
1/11/2018									
1/12/2018									
2/19/2018									
2/20/2018									
3/27/2018	5.83								
3/28/2018		6.1	5.34				5.59		
3/29/2018				5.93		6.75			
3/30/2018					5.73				
4/2/2018									6.3 (O)
4/3/2018									
4/4/2018								5.93	
6/5/2018						6.09			
6/6/2018				5.86					
6/7/2018		5.98							
6/8/2018									
6/11/2018	5.69		5.28				5.58		

Prediction Limit

Constituent: pH (S.U.) Analysis Run 10/6/2022 11:00 AM View: Appendix III

Plant Yates Client: Southern Company Data: Plant Yates AMA-R6

	YGWA-30I (bg)	YGWA-18I (bg)	YGWA-18S (bg)	YGWA-20S (bg)	YGWC-23S	YGWA-21I (bg)	YGWA-17S (bg)	YGWC-42	YGWA-47 (bg)
6/12/2018					5.63				
6/13/2018									
6/27/2018									
6/28/2018									
8/6/2018									
8/7/2018									
9/19/2018									5.48
9/20/2018								5.63	
9/24/2018									
9/25/2018		5.81	4.86	5.84		6.67	5.59		
9/26/2018									
9/27/2018					5.47				
10/1/2018									
10/2/2018	5.39								
2/25/2019									
2/26/2019	5.77								
2/27/2019									
3/4/2019									
3/5/2019			5.26	6.07		7.22	5.48		
3/6/2019		5.99			5.84				
3/26/2019									
3/27/2019								5.57	5.83
3/28/2019									
3/29/2019									
4/1/2019	5.62								
4/2/2019						6.94	5.74		
4/3/2019		6.29	5.47	5.71					
4/4/2019					5.64				
6/12/2019									
8/19/2019									
8/20/2019									5.58
8/21/2019									
8/22/2019								5.61	
9/24/2019						6.87			
9/25/2019	5.69			5.86			5.49		
9/26/2019		6.04	5.2						
9/27/2019					5.77				
10/8/2019									5.59
10/9/2019								5.5	
2/10/2020									
2/11/2020		6.07	5.3				5.58		
2/12/2020	5.8			6		7.13			
3/17/2020									5.57
3/18/2020									
3/19/2020	6								
3/24/2020		5.98	5.33	5.86		6.35	5.57		
3/25/2020								5.53	
3/26/2020					5.69				
5/6/2020									
8/26/2020									
8/27/2020									4.88
9/22/2020									5.46

Prediction Limit

Constituent: pH (S.U.) Analysis Run 10/6/2022 11:00 AM View: Appendix III

Plant Yates Client: Southern Company Data: Plant Yates AMA-R6

	YGWA-30I (bg)	YGWA-18I (bg)	YGWA-18S (bg)	YGWA-20S (bg)	YGWC-23S	YGWA-21I (bg)	YGWA-17S (bg)	YGWC-42	YGWA-47 (bg)
9/23/2020		6.01 (D)	5.29 (D)				5.58 (D)		
9/24/2020	5.67			5.8 (D)	5.51	6.7 (D)		5.55	
9/25/2020									
10/7/2020									
2/8/2021									
2/9/2021		6.12	5.43	5.86	5.61	6.95			
2/10/2021								5.65	
2/11/2021	5.73								
2/12/2021									
3/1/2021	5.78								5.48
3/2/2021									
3/3/2021		5.89	5.31	5.89			5.52		
3/4/2021					5.44	6.8		5.59	
8/19/2021									5.5
8/20/2021									
8/25/2021					5.46			6.73	
8/26/2021			4.4						
8/27/2021		5.4		5.57			5.27		
9/1/2021						6.65			
9/3/2021									
9/27/2021									
2/8/2022									5.4
2/9/2022		5.98	5.28	5.91		6.84	5.53		
2/10/2022					5.51			5.57	
2/11/2022	5.59								
8/30/2022		5.82	5.18			6.58	4.68		
8/31/2022	5.87			5.38					5.32
9/1/2022					5.27			5.49	

Prediction Limit

Constituent: pH (S.U.) Analysis Run 10/6/2022 11:00 AM View: Appendix III

Plant Yates Client: Southern Company Data: Plant Yates AMA-R6

	YGWC-43	YGWC-49	YGWC-36A	YGWA-2I (bg)	YGWA-39 (bg)	YGWC-38	YGWA-40 (bg)	YGWC-41
8/27/2008								
3/3/2009								
11/18/2009								
3/3/2010								
3/10/2011								
9/8/2011								
3/5/2012								
9/10/2012								
2/6/2013								
8/12/2013								
2/5/2014								
8/3/2015								
2/16/2016								
6/1/2016								
6/2/2016								
6/6/2016								
6/7/2016								
7/25/2016								
7/26/2016								
7/27/2016								
7/28/2016								
8/30/2016								
8/31/2016	7.27							
9/1/2016		5.78						
9/2/2016			5.84					
9/13/2016				7.41				
9/14/2016								
9/15/2016								
9/16/2016								
9/19/2016								
9/20/2016								
11/1/2016								
11/2/2016								
11/3/2016								
11/4/2016				7.12				
11/8/2016								
11/14/2016			6.28					
11/15/2016		5.81						
11/16/2016	6.79							
11/28/2016								
12/15/2016				7.24				
1/10/2017								
1/11/2017								
1/12/2017								
1/13/2017								
1/16/2017				7.24				
2/21/2017								
2/22/2017								
2/24/2017	6.39							
2/27/2017		5.68						
2/28/2017			5.99					
3/1/2017								

Prediction Limit

Constituent: pH (S.U.) Analysis Run 10/6/2022 11:00 AM View: Appendix III

Plant Yates Client: Southern Company Data: Plant Yates AMA-R6

	YGWC-43	YGWC-49	YGWC-36A	YGWA-2I (bg)	YGWA-39 (bg)	YGWC-38	YGWA-40 (bg)	YGWC-41
3/2/2017								
3/3/2017				7.22				
3/6/2017								
3/7/2017								
3/8/2017								
3/9/2017								
4/26/2017								
4/27/2017								
4/28/2017				7.21				
5/1/2017								
5/2/2017								
5/8/2017								
5/9/2017		6.18	6.3					
5/10/2017	6.5							
5/26/2017				7.13				
6/27/2017								
6/28/2017				7.06				
6/29/2017								
6/30/2017								
7/10/2017								
7/11/2017	6.32							
7/13/2017		5.6	5.57					
7/17/2017								
9/22/2017			5.5					
9/29/2017			5.58					
10/3/2017				6.99				
10/4/2017								
10/5/2017								
10/6/2017			5.51					
10/10/2017								
10/11/2017		5.61	5.47		6.4			
10/12/2017	5.97					4.85	5.43	4.94
10/16/2017								
11/20/2017					6.33	4.87	5.1	
11/21/2017								4.69
1/10/2018							4.97	
1/11/2018					6.29			4.73
1/12/2018						4.78		
2/19/2018							5.6	4.96
2/20/2018					7.22	5.1		
3/27/2018								
3/28/2018				7.3				
3/29/2018								
3/30/2018			5.51					
4/2/2018								
4/3/2018					6.87	4.76	5.84	5.31
4/4/2018	6.41	5.98						
6/5/2018								
6/6/2018								
6/7/2018				7.29				
6/8/2018								
6/11/2018								

Prediction Limit

Constituent: pH (S.U.) Analysis Run 10/6/2022 11:00 AM View: Appendix III

Plant Yates Client: Southern Company Data: Plant Yates AMA-R6

	YGWC-43	YGWC-49	YGWC-36A	YGWA-2I (bg)	YGWA-39 (bg)	YGWC-38	YGWA-40 (bg)	YGWC-41
6/12/2018								
6/13/2018			5.5					
6/27/2018								4.78
6/28/2018					6.18	4.75	5.24	
8/6/2018								
8/7/2018					6.08	4.72	5.18	4.77
9/19/2018								
9/20/2018	5.69	5.67						
9/24/2018					5.81	4.67	5.14	4.78
9/25/2018								
9/26/2018			5.53					
9/27/2018								
10/1/2018				7.07				
10/2/2018								
2/25/2019								
2/26/2019								
2/27/2019				7.27				
3/4/2019								
3/5/2019								
3/6/2019			5.21					
3/26/2019							5.3	
3/27/2019					5.84	4.79		
3/28/2019	5.96	5.86						5
3/29/2019				7.06				
4/1/2019								
4/2/2019								
4/3/2019								
4/4/2019			5.74					
6/12/2019								
8/19/2019								
8/20/2019								
8/21/2019	5.84				5.96		5.26	
8/22/2019						4.81		4.89
9/24/2019				7.01				
9/25/2019								
9/26/2019		5.6	5.51					
9/27/2019								
10/8/2019								
10/9/2019	5.78				5.81	4.8	5.22	4.86
2/10/2020								
2/11/2020				7.38				
2/12/2020					5.97		5.3	
3/17/2020								
3/18/2020								
3/19/2020				7.22				
3/24/2020							5.29	
3/25/2020	5.79	5.69	5.49		5.78	4.89		4.87
3/26/2020								
5/6/2020								
8/26/2020								
8/27/2020								
9/22/2020								

Prediction Limit

Constituent: pH (S.U.) Analysis Run 10/6/2022 11:00 AM View: Appendix III

Plant Yates Client: Southern Company Data: Plant Yates AMA-R6

	YGWC-43	YGWC-49	YGWC-36A	YGWA-2I (bg)	YGWA-39 (bg)	YGWC-38	YGWA-40 (bg)	YGWC-41
9/23/2020				7.22				
9/24/2020		5.62			5.7 (D)		5.43 (D)	
9/25/2020	5.75					4.9		4.95
10/7/2020			5.86					
2/8/2021								
2/9/2021	5.86	5.79				5.04		
2/10/2021			6.31	7.29	5.8		5.19	4.98
2/11/2021								
2/12/2021								
3/1/2021								
3/2/2021								
3/3/2021				7.92				
3/4/2021	5.88	5.88	5.67		5.54	5.01	5.23	4.69
8/19/2021								
8/20/2021								
8/25/2021								
8/26/2021					6.91	4.54		6.77
8/27/2021				7.14				
9/1/2021		5.15						
9/3/2021			5.06				4.75	
9/27/2021	6.08							
2/8/2022	5.82 (D)	5.79 (D)			5.78		5.26	5.07 (D)
2/9/2022				5.89				
2/10/2022						4.85		
2/11/2022			5.58					
8/30/2022				7.04				
8/31/2022		5.34			5.3		4.53	
9/1/2022	5.62		5.18			4.91		4.43

Prediction Limit

Constituent: Sulfate (mg/L) Analysis Run 10/6/2022 11:00 AM View: Appendix III

Plant Yates Client: Southern Company Data: Plant Yates AMA-R6

	YGWA-3I (bg)	YGWA-1D (bg)	YGWA-1I (bg)	YGWA-4I (bg)	YGWA-5D (bg)	YGWA-5I (bg)	YGWA-3D (bg)	YGWA-14S (bg)	YGWA-30I (bg)
6/1/2016	12	5	4.2						
6/2/2016				8	20	1.9	5.8	6.6	1.3
6/6/2016									
6/7/2016									
7/25/2016	8.4		3.7						1.2
7/26/2016		5.4		7.7	20	1.8	6.7	6.1	
7/27/2016									
7/28/2016									
8/30/2016									
8/31/2016									
9/1/2016									
9/2/2016									
9/13/2016		2.9	5.2						
9/14/2016	8.6			7.5	19	1.8			
9/15/2016							6	6.1	
9/16/2016									
9/19/2016									1.2
9/20/2016									
11/1/2016	8.9	3.9					4.9		1.3
11/2/2016				8.2	20			6.3	
11/3/2016									
11/4/2016			5			2			
11/8/2016									
11/14/2016									
11/15/2016									
11/16/2016									
11/28/2016									
12/15/2016									
1/10/2017								5.9	
1/11/2017	8.6	3.7					4.5		
1/12/2017					19	1.9			
1/13/2017				8.1					
1/16/2017			7.9						<1
2/21/2017									1.4
2/22/2017									
2/24/2017									
2/27/2017									
2/28/2017									
3/1/2017	9.3								
3/2/2017		4.6	7.4				4.4		
3/3/2017									
3/6/2017				8					
3/7/2017					20	2.1			
3/8/2017								7	
3/9/2017									
4/26/2017	11						5.1	7	1.4
4/27/2017		5.2	7.4						
4/28/2017									
5/1/2017				8.4	20				
5/2/2017						2			
5/8/2017									
5/9/2017									

Prediction Limit

Constituent: Sulfate (mg/L) Analysis Run 10/6/2022 11:00 AM View: Appendix III

Plant Yates Client: Southern Company Data: Plant Yates AMA-R6

	YGWA-3I (bg)	YGWA-1D (bg)	YGWA-1I (bg)	YGWA-4I (bg)	YGWA-5D (bg)	YGWA-5I (bg)	YGWA-3D (bg)	YGWA-14S (bg)	YGWA-30I (bg)
5/10/2017									
5/26/2017									
6/27/2017		5.9	6.4		18	2.1			
6/28/2017	12						5.4		
6/29/2017				9.2					
6/30/2017								6.5	<1
7/10/2017									
7/11/2017									
7/13/2017									
7/17/2017									
9/22/2017									
9/29/2017									
10/3/2017		6.6	5.9		16	2.3			
10/4/2017	12						6.2		1.4
10/5/2017				9.6				7.9	
10/6/2017									
10/10/2017									
10/11/2017									
10/12/2017									
10/16/2017									
11/20/2017									
11/21/2017									
1/10/2018									
1/11/2018									
1/12/2018									
2/19/2018									
2/20/2018									
4/2/2018									
4/3/2018									
4/4/2018									
6/5/2018		6.4							
6/6/2018			4.4		8.3				
6/7/2018				8.5		2	6.7		
6/8/2018	9.6							6.4	
6/11/2018									1.1
6/12/2018									
6/13/2018									
6/27/2018									
6/28/2018									
8/6/2018									
8/7/2018									
9/19/2018									
9/20/2018									
9/24/2018									
9/25/2018									
9/26/2018				10.2	7.9	2.3			
9/27/2018									
10/1/2018	9.1	5.6	4				7.1	6.8	
10/2/2018									1
2/25/2019									
3/26/2019									
3/27/2019									

Prediction Limit

Constituent: Sulfate (mg/L) Analysis Run 10/6/2022 11:00 AM View: Appendix III

Plant Yates Client: Southern Company Data: Plant Yates AMA-R6

	YGWA-3I (bg)	YGWA-1D (bg)	YGWA-1I (bg)	YGWA-4I (bg)	YGWA-5D (bg)	YGWA-5I (bg)	YGWA-3D (bg)	YGWA-14S (bg)	YGWA-30I (bg)
3/28/2019		8	4.3						
3/29/2019								7.3	
4/1/2019	8.5						7.2		0.96 (J)
4/2/2019									
4/3/2019				8.5	7	2.1			
4/4/2019									
6/12/2019									
9/24/2019		5.3	4.3		5.5	2.4			
9/25/2019	13.8			8.5			7	6.6	0.81 (J)
9/26/2019									
9/27/2019									
10/8/2019									
10/9/2019									
3/17/2020									
3/18/2020			5.3					8.1	
3/19/2020	12.9	10					9		1.6
3/24/2020					5.9	2.1			
3/25/2020				8.8					
3/26/2020									
9/22/2020				8.2	5.5	2.1			
9/23/2020	16.8	8.1	3.4				6.9		
9/24/2020									0.69 (J)
9/25/2020								6.1	
10/7/2020									
3/1/2021									0.88 (J)
3/2/2021					2.6	2.3		6	
3/3/2021	9.6	9	4.4	7.8			7		
3/4/2021									
8/19/2021		8.9	4.9				7.5	6.7	1
8/20/2021									
8/25/2021									
8/26/2021				8.5	6	2.4			
8/27/2021	18.2								
9/1/2021									
9/3/2021									
9/27/2021									
2/8/2022									
2/9/2022	16	9.3	5.1				7.2		
2/10/2022					4.9	2.4		6.2	
2/11/2022				7.7					2.8
8/30/2022		10.2			5.7	2.4			
8/31/2022	13.9		4.8	8			6.9	5.8	1.1
9/1/2022									

Prediction Limit

Constituent: Sulfate (mg/L) Analysis Run 10/6/2022 11:00 AM View: Appendix III

Plant Yates Client: Southern Company Data: Plant Yates AMA-R6

	YGWA-18S (bg)	YGWA-18I (bg)	YGWA-20S (bg)	YGWC-23S	YGWA-21I (bg)	YGWA-17S (bg)	YGWA-47 (bg)	YGWC-42	YGWC-43
6/1/2016									
6/2/2016									
6/6/2016	1.8	1.2							
6/7/2016			<1	56	5.2	4.4			
7/25/2016									
7/26/2016									
7/27/2016	1.9	1.7	0.08 (J)			4.7			
7/28/2016				57	5.1				
8/30/2016							160	980	
8/31/2016									34
9/1/2016									
9/2/2016									
9/13/2016									
9/14/2016									
9/15/2016									
9/16/2016	1.7					4.8			
9/19/2016		1.8	0.08 (J)		4.8				
9/20/2016				68					
11/1/2016									
11/2/2016			0.1 (J)						
11/3/2016	1.9	0.69 (J)			5	5.3			
11/4/2016									
11/8/2016				79					
11/14/2016							150		
11/15/2016									
11/16/2016								940	240
11/28/2016									
12/15/2016									
1/10/2017									
1/11/2017	1.7	<1				5.2			
1/12/2017									
1/13/2017			<1		4.3				
1/16/2017				72					
2/21/2017									
2/22/2017									
2/24/2017							120		89
2/27/2017								940	
2/28/2017									
3/1/2017	<1	1.8							
3/2/2017						5			
3/3/2017									
3/6/2017			<1		4.5				
3/7/2017									
3/8/2017									
3/9/2017				69					
4/26/2017	1.9	1.6	<1		4.9				
4/27/2017									
4/28/2017									
5/1/2017									
5/2/2017				60		5			
5/8/2017							120		
5/9/2017									

Prediction Limit

Constituent: Sulfate (mg/L) Analysis Run 10/6/2022 11:00 AM View: Appendix III

Plant Yates Client: Southern Company Data: Plant Yates AMA-R6

	YGWA-18S (bg)	YGWA-18I (bg)	YGWA-20S (bg)	YGWC-23S	YGWA-21I (bg)	YGWA-17S (bg)	YGWA-47 (bg)	YGWC-42	YGWC-43
5/10/2017								1200	100
5/26/2017									
6/27/2017									
6/28/2017	<1	<1							
6/29/2017			<1		5.5	5.2			
6/30/2017									
7/10/2017				57					
7/11/2017							110	1300	110
7/13/2017									
7/17/2017									
9/22/2017									
9/29/2017									
10/3/2017					5.8				
10/4/2017	1.7		<1			5.3			
10/5/2017		1.6							
10/6/2017									
10/10/2017							93		
10/11/2017				52					
10/12/2017								1100	120
10/16/2017									
11/20/2017									
11/21/2017									
1/10/2018									
1/11/2018									
1/12/2018									
2/19/2018									
2/20/2018									
4/2/2018							88.8		
4/3/2018									
4/4/2018								1020	160
6/5/2018					6.1				
6/6/2018			0.049 (J)						
6/7/2018		0.68 (J)							
6/8/2018									
6/11/2018	0.95 (J)					5.2			
6/12/2018				41.4					
6/13/2018									
6/27/2018									
6/28/2018									
8/6/2018									
8/7/2018									
9/19/2018							75		
9/20/2018								810	247
9/24/2018									
9/25/2018	1.5	1	0.13 (J)		7	6.1			
9/26/2018									
9/27/2018				39.6					
10/1/2018									
10/2/2018									
2/25/2019									
3/26/2019									
3/27/2019							65.9	831	

Prediction Limit

Constituent: Sulfate (mg/L) Analysis Run 10/6/2022 11:00 AM View: Appendix III

Plant Yates Client: Southern Company Data: Plant Yates AMA-R6

	YGWA-18S (bg)	YGWA-18I (bg)	YGWA-20S (bg)	YGWC-23S	YGWA-21I (bg)	YGWA-17S (bg)	YGWA-47 (bg)	YGWC-42	YGWC-43
3/28/2019									181
3/29/2019									
4/1/2019									
4/2/2019					3.8	5.1			
4/3/2019	1.3	0.82 (J)	0.12 (J)						
4/4/2019				27.9					
6/12/2019									
9/24/2019					1				
9/25/2019			<1			5.5			
9/26/2019	1	0.64 (J)							
9/27/2019				30.3					
10/8/2019							52.3		
10/9/2019								725	279
3/17/2020							71.6		
3/18/2020									
3/19/2020									
3/24/2020	0.99 (J)	<1	<1		3	5.4			
3/25/2020								642	164
3/26/2020				36.5					
9/22/2020							51.5		
9/23/2020	1.1	0.53 (J)				5.1			
9/24/2020			<1	52.5	3.6			579	
9/25/2020									281
10/7/2020									
3/1/2021							51.6		
3/2/2021									
3/3/2021	1	<1	<1			5.2			
3/4/2021				61.7 (M1)	4.5			537	328
8/19/2021							52.6		
8/20/2021									
8/25/2021				68				500	
8/26/2021	1.2								
8/27/2021		0.59 (J)	<1			5.3			
9/1/2021					5				
9/3/2021									
9/27/2021									56.5
2/8/2022							50.9		133
2/9/2022	1.1	0.51 (J)	<1		3.9	4.8			
2/10/2022				78.7				485	
2/11/2022									
8/30/2022	1.3	0.78 (J)			3.2	4.7			
8/31/2022			<1				48		
9/1/2022				79				502	169

Prediction Limit

Constituent: Sulfate (mg/L) Analysis Run 10/6/2022 11:00 AM View: Appendix III

Plant Yates Client: Southern Company Data: Plant Yates AMA-R6

	GWA-2 (bg)	YGWC-49	YGWC-36A	YGWA-2I (bg)	YGWA-39 (bg)	YGWA-40 (bg)	YGWC-38	YGWC-41
6/1/2016								
6/2/2016								
6/6/2016								
6/7/2016								
7/25/2016								
7/26/2016								
7/27/2016								
7/28/2016								
8/30/2016								
8/31/2016	29							
9/1/2016		95						
9/2/2016			72					
9/13/2016								
9/14/2016				9.4				
9/15/2016								
9/16/2016								
9/19/2016								
9/20/2016								
11/1/2016								
11/2/2016								
11/3/2016								
11/4/2016				13				
11/8/2016								
11/14/2016			110					
11/15/2016		94						
11/16/2016								
11/28/2016	36							
12/15/2016				1.8				
1/10/2017								
1/11/2017								
1/12/2017								
1/13/2017								
1/16/2017				11				
2/21/2017								
2/22/2017	43							
2/24/2017								
2/27/2017		84						
2/28/2017			110					
3/1/2017								
3/2/2017								
3/3/2017				8.8				
3/6/2017								
3/7/2017								
3/8/2017								
3/9/2017								
4/26/2017								
4/27/2017								
4/28/2017				10				
5/1/2017								
5/2/2017								
5/8/2017	60							
5/9/2017		91	130					

Prediction Limit

Constituent: Sulfate (mg/L) Analysis Run 10/6/2022 11:00 AM View: Appendix III

Plant Yates Client: Southern Company Data: Plant Yates AMA-R6

	GWA-2 (bg)	YGWC-49	YGWC-36A	YGWA-2I (bg)	YGWA-39 (bg)	YGWA-40 (bg)	YGWC-38	YGWC-41
5/10/2017								
5/26/2017				12				
6/27/2017								
6/28/2017				11				
6/29/2017								
6/30/2017								
7/10/2017								
7/11/2017								
7/13/2017		88	140					
7/17/2017	63							
9/22/2017			160					
9/29/2017			160					
10/3/2017				7.9				
10/4/2017								
10/5/2017								
10/6/2017			160					
10/10/2017								
10/11/2017		86	150		20			
10/12/2017						17	940	400
10/16/2017	62							
11/20/2017					24	71	980	
11/21/2017								430
1/10/2018						66		
1/11/2018					23			390
1/12/2018							880	
2/19/2018	64.6					57.2		414
2/20/2018					20.6		905	
4/2/2018								
4/3/2018					24.5	49.4	872	406
4/4/2018		76.5						
6/5/2018								
6/6/2018								
6/7/2018				8.8				
6/8/2018								
6/11/2018								
6/12/2018								
6/13/2018			144					
6/27/2018								357
6/28/2018					22	43.8	869	
8/6/2018	42.1							
8/7/2018					20.7	40.5	879	346
9/19/2018								
9/20/2018		84.1						
9/24/2018					21.2	39.7	872	358
9/25/2018								
9/26/2018			160					
9/27/2018								
10/1/2018				9.1				
10/2/2018								
2/25/2019	42.1							
3/26/2019						34.3		
3/27/2019					17.7		851	

Prediction Limit

Constituent: Sulfate (mg/L) Analysis Run 10/6/2022 11:00 AM View: Appendix III

Plant Yates Client: Southern Company Data: Plant Yates AMA-R6

	GWA-2 (bg)	YGWC-49	YGWC-36A	YGWA-2I (bg)	YGWA-39 (bg)	YGWA-40 (bg)	YGWC-38	YGWC-41
3/28/2019		82.8						258
3/29/2019				9				
4/1/2019								
4/2/2019								
4/3/2019								
4/4/2019			119					
6/12/2019	83.4							
9/24/2019				9.1				
9/25/2019								
9/26/2019		80	84.8					
9/27/2019								
10/8/2019	128							
10/9/2019					15	27.9	708	263
3/17/2020	98.6							
3/18/2020								
3/19/2020				12.4				
3/24/2020						25.2		
3/25/2020		76.1	58.8		14.3		483	214
3/26/2020								
9/22/2020	145							
9/23/2020				11.8				
9/24/2020		77			11.7	22.9		
9/25/2020							414	175
10/7/2020			18.2					
3/1/2021								
3/2/2021	156							
3/3/2021				10.6				
3/4/2021		75.1	6.3		12	21.5	356	117
8/19/2021								
8/20/2021	121							
8/25/2021								
8/26/2021					19.2		328	117
8/27/2021				16.7				
9/1/2021		79.8						
9/3/2021			13.8			21.3		
9/27/2021								
2/8/2022	107	73.9			14.6	17.9		109
2/9/2022				18				
2/10/2022							290	
2/11/2022			16.4					
8/30/2022	101			20.1				
8/31/2022		71			10.9	17.9		
9/1/2022			28.2				282	117

Prediction Limit

Constituent: Total Dissolved Solids (mg/L) Analysis Run 10/6/2022 11:00 AM View: Appendix III - Parametric

Plant Yates Client: Southern Company Data: Plant Yates AMA-R6

	YGWA-3I (bg)	YGWA-1D (bg)	YGWA-1I (bg)	YGWA-4I (bg)	YGWA-5D (bg)	YGWA-5I (bg)	YGWA-3D (bg)	YGWA-14S (bg)	YGWA-30I (bg)
6/1/2016	150	120	54						
6/2/2016				96	160	66	130	46	36
6/6/2016									
6/7/2016									
7/25/2016	135		48						50
7/26/2016		94		92	177	78	141	54	
7/27/2016									
7/28/2016									
8/30/2016									
8/31/2016									
9/1/2016									
9/2/2016									
9/13/2016		105	67						
9/14/2016	127			102	187	73			
9/15/2016							153	54	
9/16/2016									
9/19/2016									35
9/20/2016									
11/1/2016	75	44					92		<25
11/2/2016				115	181			71	
11/3/2016									
11/4/2016			60			75			
11/8/2016									
11/14/2016									
11/15/2016									
11/16/2016									
11/28/2016									
12/15/2016									
1/10/2017								45	
1/11/2017	148	107					159		
1/12/2017					202	86			
1/13/2017				67					
1/16/2017			65						47
2/21/2017									<25
2/22/2017									
2/24/2017									
2/27/2017									
2/28/2017									
3/1/2017	182								
3/2/2017		98	61				117		
3/3/2017									
3/6/2017				159					
3/7/2017					257	108			
3/8/2017								178	
3/9/2017									
4/26/2017	92						181	52	55
4/27/2017		116	31						
4/28/2017									
5/1/2017				107	165				
5/2/2017						103			
5/8/2017									
5/9/2017									

Prediction Limit

Constituent: Total Dissolved Solids (mg/L) Analysis Run 10/6/2022 11:00 AM View: Appendix III - Parametric

Plant Yates Client: Southern Company Data: Plant Yates AMA-R6

	YGWA-3I (bg)	YGWA-1D (bg)	YGWA-1I (bg)	YGWA-4I (bg)	YGWA-5D (bg)	YGWA-5I (bg)	YGWA-3D (bg)	YGWA-14S (bg)	YGWA-30I (bg)
5/10/2017									
5/26/2017									
6/27/2017		89	42		189	73			
6/28/2017	126						169		
6/29/2017				79					
6/30/2017								45	42
7/10/2017									
7/11/2017									
7/13/2017									
7/17/2017									
9/22/2017									
9/29/2017									
10/3/2017		119	58		170	89			
10/4/2017	147						141		31
10/5/2017				95				40	
10/6/2017									
10/10/2017									
10/11/2017									
10/12/2017									
10/16/2017									
11/20/2017									
11/21/2017									
1/10/2018									
1/11/2018									
1/12/2018									
2/19/2018									
2/20/2018									
4/2/2018									
4/3/2018									
4/4/2018									
6/5/2018		127							
6/6/2018			96		151				
6/7/2018				90		142	95		
6/8/2018	158							114	
6/11/2018									59
6/12/2018									
6/13/2018									
6/27/2018									
6/28/2018									
8/6/2018									
8/7/2018									
9/19/2018									
9/20/2018									
9/24/2018									
9/25/2018									
9/26/2018				116	144	86			
9/27/2018									
10/1/2018	138	117	60				165	50	
10/2/2018									57
2/25/2019									
3/26/2019									
3/27/2019									

Prediction Limit

Constituent: Total Dissolved Solids (mg/L) Analysis Run 10/6/2022 11:00 AM View: Appendix III - Parametric

Plant Yates Client: Southern Company Data: Plant Yates AMA-R6

	YGWA-3I (bg)	YGWA-1D (bg)	YGWA-1I (bg)	YGWA-4I (bg)	YGWA-5D (bg)	YGWA-5I (bg)	YGWA-3D (bg)	YGWA-14S (bg)	YGWA-30I (bg)
3/28/2019		87	87						
3/29/2019								63	
4/1/2019	19 (J)						149		54
4/2/2019									
4/3/2019				111	142	83			
4/4/2019									
6/12/2019									
9/24/2019		124	54		129	79			
9/25/2019	159			117			157	64	51
9/26/2019									
9/27/2019									
10/8/2019									
10/9/2019									
3/17/2020									
3/18/2020			35					57	
3/19/2020	148	116					146		47
3/24/2020					139	68			
3/25/2020				146					
3/26/2020									
9/22/2020				83	104	75			
9/23/2020	155	108	15				157		
9/24/2020									51
9/25/2020								54	
10/7/2020									
3/1/2021									23
3/2/2021					52	67		67	
3/3/2021	111	99	39	80			137		
3/4/2021									
8/19/2021		105	44				144	54	50
8/20/2021									
8/25/2021									
8/26/2021				93	123	86			
8/27/2021	155								
9/1/2021									
9/3/2021									
9/27/2021									
2/8/2022									
2/9/2022	145	105	57				154		
2/10/2022					127	77		56	
2/11/2022				102					66
8/30/2022		116			148	86			
8/31/2022	137		46	92			141	51	33
9/1/2022									

Prediction Limit

Constituent: Total Dissolved Solids (mg/L) Analysis Run 10/6/2022 11:00 AM View: Appendix III - Parametric

Plant Yates Client: Southern Company Data: Plant Yates AMA-R6

	YGWA-18S (bg)	YGWA-18I (bg)	YGWA-20S (bg)	YGWC-23S	YGWA-21I (bg)	YGWA-17S (bg)	YGWA-47 (bg)	YGWC-42	YGWC-43
6/1/2016									
6/2/2016									
6/6/2016	58	120							
6/7/2016			38	130	60	28			
7/25/2016									
7/26/2016									
7/27/2016	35	94	74			74			
7/28/2016				119	81				
8/30/2016							319	1650	
8/31/2016									80
9/1/2016									
9/2/2016									
9/13/2016									
9/14/2016									
9/15/2016									
9/16/2016	35					67			
9/19/2016		92	45		68				
9/20/2016				132					
11/1/2016									
11/2/2016			53						
11/3/2016	48	104			61	41			
11/4/2016									
11/8/2016				146					
11/14/2016							280		
11/15/2016									
11/16/2016								1420	112
11/28/2016									
12/15/2016									
1/10/2017									
1/11/2017	95	133				104			
1/12/2017									
1/13/2017			46		76				
1/16/2017				194					
2/21/2017									
2/22/2017									
2/24/2017							162		147
2/27/2017								1640	
2/28/2017									
3/1/2017	79	119							
3/2/2017						77			
3/3/2017									
3/6/2017			164		167				
3/7/2017									
3/8/2017									
3/9/2017				288					
4/26/2017	36	162	34		50				
4/27/2017									
4/28/2017									
5/1/2017									
5/2/2017				221		142			
5/8/2017							194		
5/9/2017									

Prediction Limit

Constituent: Total Dissolved Solids (mg/L) Analysis Run 10/6/2022 11:00 AM View: Appendix III - Parametric

Plant Yates Client: Southern Company Data: Plant Yates AMA-R6

	YGWA-18S (bg)	YGWA-18I (bg)	YGWA-20S (bg)	YGWC-23S	YGWA-21I (bg)	YGWA-17S (bg)	YGWA-47 (bg)	YGWC-42	YGWC-43
5/10/2017								1630	203
5/26/2017									
6/27/2017									
6/28/2017	45	98							
6/29/2017			68		94	53			
6/30/2017									
7/10/2017				123					
7/11/2017							193	1800	238
7/13/2017									
7/17/2017									
9/22/2017									
9/29/2017									
10/3/2017					149				
10/4/2017	45		54			61			
10/5/2017		104							
10/6/2017									
10/10/2017							175		
10/11/2017				100					
10/12/2017								1600	287
10/16/2017									
11/20/2017									
11/21/2017									
1/10/2018									
1/11/2018									
1/12/2018									
2/19/2018									
2/20/2018									
4/2/2018							192		
4/3/2018									
4/4/2018								1520	292
6/5/2018					109				
6/6/2018			79						
6/7/2018		68							
6/8/2018									
6/11/2018	74					70			
6/12/2018				115					
6/13/2018									
6/27/2018									
6/28/2018									
8/6/2018									
8/7/2018									
9/19/2018							186		
9/20/2018								1240	434
9/24/2018									
9/25/2018	63	109	73		122	86			
9/26/2018									
9/27/2018				105					
10/1/2018									
10/2/2018									
2/25/2019									
3/26/2019									
3/27/2019							170	1100	

Prediction Limit

Constituent: Total Dissolved Solids (mg/L) Analysis Run 10/6/2022 11:00 AM View: Appendix III - Parametric

Plant Yates Client: Southern Company Data: Plant Yates AMA-R6

	YGWA-18S (bg)	YGWA-18I (bg)	YGWA-20S (bg)	YGWC-23S	YGWA-21I (bg)	YGWA-17S (bg)	YGWA-47 (bg)	YGWC-42	YGWC-43
3/28/2019									323
3/29/2019									
4/1/2019									
4/2/2019					134	72			
4/3/2019	63	89	57						
4/4/2019				85					
6/12/2019									
9/24/2019					157				
9/25/2019			75			81			
9/26/2019	72	126							
9/27/2019				96					
10/8/2019							172		
10/9/2019								1170	501
3/17/2020							165		
3/18/2020									
3/19/2020									
3/24/2020	59	91	76		117	71			
3/25/2020								1200	352
3/26/2020				110					
9/22/2020							141		
9/23/2020	81	103				99			
9/24/2020			69	129	113			1060	
9/25/2020									494
10/7/2020									
3/1/2021							145		
3/2/2021									
3/3/2021	37	95	53			57			
3/4/2021				96	110			501	592
8/19/2021							134		
8/20/2021									
8/25/2021				141				886	
8/26/2021	31								
8/27/2021		112	67			93			
9/1/2021					137				
9/3/2021									
9/27/2021									158
2/8/2022							151		294
2/9/2022	60	103	72		131	81			
2/10/2022				180				882	
2/11/2022									
8/30/2022	52	100			122	81			
8/31/2022			62				116		
9/1/2022				191				934	366

Prediction Limit

Constituent: Total Dissolved Solids (mg/L) Analysis Run 10/6/2022 11:00 AM View: Appendix III - Parametric

Plant Yates Client: Southern Company Data: Plant Yates AMA-R6

	GWA-2 (bg)	YGWC-49	YGWC-36A	YGWA-2I (bg)	YGWA-39 (bg)	YGWA-40 (bg)	YGWC-38	YGWC-41
6/1/2016								
6/2/2016								
6/6/2016								
6/7/2016								
7/25/2016								
7/26/2016								
7/27/2016								
7/28/2016								
8/30/2016								
8/31/2016	209							
9/1/2016		228						
9/2/2016			243					
9/13/2016								
9/14/2016				152				
9/15/2016								
9/16/2016								
9/19/2016								
9/20/2016								
11/1/2016								
11/2/2016								
11/3/2016								
11/4/2016				148				
11/8/2016								
11/14/2016			272					
11/15/2016		211						
11/16/2016								
11/28/2016	102							
12/15/2016				191				
1/10/2017								
1/11/2017								
1/12/2017								
1/13/2017								
1/16/2017				180				
2/21/2017								
2/22/2017	164							
2/24/2017								
2/27/2017		382						
2/28/2017			306					
3/1/2017								
3/2/2017								
3/3/2017				156				
3/6/2017								
3/7/2017								
3/8/2017								
3/9/2017								
4/26/2017								
4/27/2017								
4/28/2017				130				
5/1/2017								
5/2/2017								
5/8/2017	145							
5/9/2017		154	303					

Prediction Limit

Constituent: Total Dissolved Solids (mg/L) Analysis Run 10/6/2022 11:00 AM View: Appendix III - Parametric

Plant Yates Client: Southern Company Data: Plant Yates AMA-R6

	GWA-2 (bg)	YGWC-49	YGWC-36A	YGWA-2I (bg)	YGWA-39 (bg)	YGWA-40 (bg)	YGWC-38	YGWC-41
5/10/2017								
5/26/2017				223				
6/27/2017								
6/28/2017				166				
6/29/2017								
6/30/2017								
7/10/2017								
7/11/2017								
7/13/2017		192	282					
7/17/2017	185							
9/22/2017			309					
9/29/2017			273					
10/3/2017				153				
10/4/2017								
10/5/2017								
10/6/2017			287					
10/10/2017								
10/11/2017		177	264		68			
10/12/2017						74	1360	636
10/16/2017	218							
11/20/2017					139	179	1390	
11/21/2017								706
1/10/2018						140		
1/11/2018					153			701
1/12/2018							1400	
2/19/2018	173					119		630
2/20/2018					87		1300	
4/2/2018								
4/3/2018					85	106	1390	660
4/4/2018		174						
6/5/2018								
6/6/2018								
6/7/2018				146				
6/8/2018								
6/11/2018								
6/12/2018								
6/13/2018			292					
6/27/2018								575
6/28/2018					88	112	1310	
8/6/2018	158							
8/7/2018					89	103	1340	574
9/19/2018								
9/20/2018		186						
9/24/2018					82	107	1400	588
9/25/2018								
9/26/2018			277					
9/27/2018								
10/1/2018				155				
10/2/2018								
2/25/2019	92							
3/26/2019						90		
3/27/2019					75		1190	

Prediction Limit

Constituent: Total Dissolved Solids (mg/L) Analysis Run 10/6/2022 11:00 AM View: Appendix III - Parametric

Plant Yates Client: Southern Company Data: Plant Yates AMA-R6

	GWA-2 (bg)	YGWC-49	YGWC-36A	YGWA-2I (bg)	YGWA-39 (bg)	YGWA-40 (bg)	YGWC-38	YGWC-41
3/28/2019		164						372
3/29/2019				150				
4/1/2019								
4/2/2019								
4/3/2019								
4/4/2019			240					
6/12/2019	226							
9/24/2019				146				
9/25/2019								
9/26/2019		192	198					
9/27/2019								
10/8/2019	276							
10/9/2019					119	98	1100	440
3/17/2020	185							
3/18/2020								
3/19/2020				148				
3/24/2020						84		
3/25/2020		130	164		158		883	428
3/26/2020								
9/22/2020	281							
9/23/2020				161				
9/24/2020		187			170	77		
9/25/2020							664	307
10/7/2020			137					
3/1/2021								
3/2/2021	296							
3/3/2021				138				
3/4/2021		145	69		168	57	600	224
8/19/2021								
8/20/2021	254							
8/25/2021								
8/26/2021					249		562	225
8/27/2021				150				
9/1/2021		163						
9/3/2021			89			88		
9/27/2021								
2/8/2022	283	164			248	93		226
2/9/2022				156				
2/10/2022							541	
2/11/2022			81					
8/30/2022	244			153				
8/31/2022		207			242	92		
9/1/2022			108				499	205

FIGURE E.

Appendix III Trend Tests - Prediction Limit Exceedances - Significant Results

Plant Yates Client: Southern Company Data: Plant Yates AMA-R6 Printed 10/6/2022, 11:04 AM

Constituent	Well	Slope	Calc.	Critical	Sig.	N	%NDs	Normality	Xform	Alpha	Method
Boron (mg/L)	YGWA-40 (bg)	-0.01529	-77	-58	Yes	16	0	n/a	n/a	0.01	NP
Boron (mg/L)	YGWC-38	-3.795	-98	-58	Yes	16	0	n/a	n/a	0.01	NP
Boron (mg/L)	YGWC-41	-2.419	-81	-58	Yes	16	0	n/a	n/a	0.01	NP
Boron (mg/L)	YGWC-42	-1.536	-77	-58	Yes	16	0	n/a	n/a	0.01	NP
Boron (mg/L)	YGWC-43	0.5826	78	58	Yes	16	0	n/a	n/a	0.01	NP
Calcium (mg/L)	YGWA-17S (bg)	0.1364	109	74	Yes	19	0	n/a	n/a	0.01	NP
Calcium (mg/L)	YGWA-18S (bg)	-0.08039	-114	-74	Yes	19	0	n/a	n/a	0.01	NP
Calcium (mg/L)	YGWA-21I (bg)	0.9751	97	74	Yes	19	0	n/a	n/a	0.01	NP
Calcium (mg/L)	YGWA-5D (bg)	-1.676	-100	-74	Yes	19	0	n/a	n/a	0.01	NP
Calcium (mg/L)	YGWC-38	-28.74	-106	-58	Yes	16	0	n/a	n/a	0.01	NP
Calcium (mg/L)	YGWC-42	-11.83	-86	-58	Yes	16	0	n/a	n/a	0.01	NP
Calcium (mg/L)	YGWA-47 (bg)	-1.342	-95	-58	Yes	16	6.25	n/a	n/a	0.01	NP
Calcium (mg/L)	GWA-2 (bg)	3.453	82	63	Yes	17	5.882	n/a	n/a	0.01	NP
Calcium (mg/L)	YGWA-1D (bg)	0.6514	86	74	Yes	19	0	n/a	n/a	0.01	NP
Calcium (mg/L)	YGWA-1I (bg)	-0.09504	-93	-74	Yes	19	0	n/a	n/a	0.01	NP
Sulfate (mg/L)	YGWA-39 (bg)	-2.631	-74	-58	Yes	16	0	n/a	n/a	0.01	NP
Sulfate (mg/L)	YGWA-40 (bg)	-8.899	-89	-58	Yes	16	0	n/a	n/a	0.01	NP
Sulfate (mg/L)	YGWA-5D (bg)	-2.862	-129	-74	Yes	19	0	n/a	n/a	0.01	NP
Sulfate (mg/L)	YGWA-5I (bg)	0.08795	115	74	Yes	19	0	n/a	n/a	0.01	NP
Sulfate (mg/L)	YGWC-38	-146.8	-109	-58	Yes	16	0	n/a	n/a	0.01	NP
Sulfate (mg/L)	YGWC-42	-100.7	-87	-58	Yes	16	0	n/a	n/a	0.01	NP
Sulfate (mg/L)	YGWA-47 (bg)	-17.58	-107	-58	Yes	16	0	n/a	n/a	0.01	NP
Sulfate (mg/L)	GWA-2 (bg)	17.26	87	63	Yes	17	0	n/a	n/a	0.01	NP
Sulfate (mg/L)	YGWA-1D (bg)	0.9733	121	74	Yes	19	0	n/a	n/a	0.01	NP
Sulfate (mg/L)	YGWA-3D (bg)	0.3364	89	74	Yes	19	0	n/a	n/a	0.01	NP
Sulfate (mg/L)	YGWA-3I (bg)	1.016	86	74	Yes	19	0	n/a	n/a	0.01	NP
Total Dissolved Solids (mg/L)	YGWA-39 (bg)	30.24	64	58	Yes	16	0	n/a	n/a	0.01	NP
Total Dissolved Solids (mg/L)	YGWA-5D (bg)	-12.99	-99	-74	Yes	19	0	n/a	n/a	0.01	NP
Total Dissolved Solids (mg/L)	YGWC-38	-201.4	-90	-58	Yes	16	0	n/a	n/a	0.01	NP
Total Dissolved Solids (mg/L)	YGWC-42	-150.3	-88	-58	Yes	16	0	n/a	n/a	0.01	NP
Total Dissolved Solids (mg/L)	YGWC-43	72.67	72	58	Yes	16	0	n/a	n/a	0.01	NP
Total Dissolved Solids (mg/L)	YGWA-47 (bg)	-14.82	-90	-58	Yes	16	0	n/a	n/a	0.01	NP
Total Dissolved Solids (mg/L)	GWA-2 (bg)	21.5	67	63	Yes	17	0	n/a	n/a	0.01	NP

Appendix III Trend Tests - Prediction Limit Exceedances - All Results

Plant Yates Client: Southern Company Data: Plant Yates AMA-R6 Printed 10/6/2022, 11:04 AM

Constituent	Well	Slope	Calc.	Critical	Sig.	N	%NDs	Normality	Xform	Alpha	Method
Boron (mg/L)	YGWA-17S (bg)	0.0001704	22	74	No	19	10.53	n/a	n/a	0.01	NP
Boron (mg/L)	YGWA-18I (bg)	0	-22	-74	No	19	78.95	n/a	n/a	0.01	NP
Boron (mg/L)	YGWA-18S (bg)	0.000309	24	74	No	19	21.05	n/a	n/a	0.01	NP
Boron (mg/L)	YGWA-20S (bg)	0	-9	-74	No	19	89.47	n/a	n/a	0.01	NP
Boron (mg/L)	YGWA-21I (bg)	-0.0004731	-56	-74	No	19	57.89	n/a	n/a	0.01	NP
Boron (mg/L)	YGWA-39 (bg)	0.01331	56	58	No	16	6.25	n/a	n/a	0.01	NP
Boron (mg/L)	**YGWA-40 (bg)**	**-0.01529**	**-77**	**-58**	**Yes**	**16**	**0**	**n/a**	**n/a**	**0.01**	**NP**
Boron (mg/L)	YGWA-4I (bg)	0	1	74	No	19	68.42	n/a	n/a	0.01	NP
Boron (mg/L)	YGWA-5D (bg)	0.0003037	31	74	No	19	10.53	n/a	n/a	0.01	NP
Boron (mg/L)	YGWA-5I (bg)	0	-25	-74	No	19	63.16	n/a	n/a	0.01	NP
Boron (mg/L)	YGWC-23S	0	-2	-74	No	19	0	n/a	n/a	0.01	NP
Boron (mg/L)	**YGWC-38**	**-3.795**	**-98**	**-58**	**Yes**	**16**	**0**	**n/a**	**n/a**	**0.01**	**NP**
Boron (mg/L)	**YGWC-41**	**-2.419**	**-81**	**-58**	**Yes**	**16**	**0**	**n/a**	**n/a**	**0.01**	**NP**
Boron (mg/L)	**YGWC-42**	**-1.536**	**-77**	**-58**	**Yes**	**16**	**0**	**n/a**	**n/a**	**0.01**	**NP**
Boron (mg/L)	**YGWC-43**	**0.5826**	**78**	**58**	**Yes**	**16**	**0**	**n/a**	**n/a**	**0.01**	**NP**
Boron (mg/L)	YGWA-47 (bg)	-0.0008357	-55	-58	No	16	0	n/a	n/a	0.01	NP
Boron (mg/L)	GWA-2 (bg)	0	23	63	No	17	64.71	n/a	n/a	0.01	NP
Boron (mg/L)	YGWA-14S (bg)	-0.000665	-40	-74	No	19	10.53	n/a	n/a	0.01	NP
Boron (mg/L)	YGWA-1D (bg)	0.0008221	34	74	No	19	36.84	n/a	n/a	0.01	NP
Boron (mg/L)	YGWA-1I (bg)	0	-8	-74	No	19	73.68	n/a	n/a	0.01	NP
Boron (mg/L)	YGWA-2I (bg)	0	-6	-74	No	19	78.95	n/a	n/a	0.01	NP
Boron (mg/L)	YGWA-30I (bg)	0	-19	-74	No	19	84.21	n/a	n/a	0.01	NP
Boron (mg/L)	YGWA-3D (bg)	0	0	74	No	19	57.89	n/a	n/a	0.01	NP
Boron (mg/L)	YGWA-3I (bg)	0	-17	-74	No	19	89.47	n/a	n/a	0.01	NP
Calcium (mg/L)	**YGWA-17S (bg)**	**0.1364**	**109**	**74**	**Yes**	**19**	**0**	**n/a**	**n/a**	**0.01**	**NP**
Calcium (mg/L)	YGWA-18I (bg)	0.04637	26	74	No	19	0	n/a	n/a	0.01	NP
Calcium (mg/L)	**YGWA-18S (bg)**	**-0.08039**	**-114**	**-74**	**Yes**	**19**	**0**	**n/a**	**n/a**	**0.01**	**NP**
Calcium (mg/L)	YGWA-20S (bg)	0.03848	54	74	No	19	0	n/a	n/a	0.01	NP
Calcium (mg/L)	**YGWA-21I (bg)**	**0.9751**	**97**	**74**	**Yes**	**19**	**0**	**n/a**	**n/a**	**0.01**	**NP**
Calcium (mg/L)	YGWA-39 (bg)	1.273	55	58	No	16	0	n/a	n/a	0.01	NP
Calcium (mg/L)	YGWA-40 (bg)	-0.6546	-42	-58	No	16	6.25	n/a	n/a	0.01	NP
Calcium (mg/L)	YGWA-4I (bg)	0.04736	10	74	No	19	0	n/a	n/a	0.01	NP
Calcium (mg/L)	**YGWA-5D (bg)**	**-1.676**	**-100**	**-74**	**Yes**	**19**	**0**	**n/a**	**n/a**	**0.01**	**NP**
Calcium (mg/L)	YGWA-5I (bg)	0.06231	74	74	No	19	0	n/a	n/a	0.01	NP
Calcium (mg/L)	**YGWC-38**	**-28.74**	**-106**	**-58**	**Yes**	**16**	**0**	**n/a**	**n/a**	**0.01**	**NP**
Calcium (mg/L)	**YGWC-42**	**-11.83**	**-86**	**-58**	**Yes**	**16**	**0**	**n/a**	**n/a**	**0.01**	**NP**
Calcium (mg/L)	**YGWA-47 (bg)**	**-1.342**	**-95**	**-58**	**Yes**	**16**	**6.25**	**n/a**	**n/a**	**0.01**	**NP**
Calcium (mg/L)	**GWA-2 (bg)**	**3.453**	**82**	**63**	**Yes**	**17**	**5.882**	**n/a**	**n/a**	**0.01**	**NP**
Calcium (mg/L)	YGWA-14S (bg)	0	-15	-74	No	19	0	n/a	n/a	0.01	NP
Calcium (mg/L)	**YGWA-1D (bg)**	**0.6514**	**86**	**74**	**Yes**	**19**	**0**	**n/a**	**n/a**	**0.01**	**NP**
Calcium (mg/L)	**YGWA-1I (bg)**	**-0.09504**	**-93**	**-74**	**Yes**	**19**	**0**	**n/a**	**n/a**	**0.01**	**NP**
Calcium (mg/L)	YGWA-2I (bg)	0.08578	13	74	No	19	0	n/a	n/a	0.01	NP
Calcium (mg/L)	YGWA-30I (bg)	0.0125	31	74	No	19	0	n/a	n/a	0.01	NP
Calcium (mg/L)	YGWA-3D (bg)	0.4525	59	74	No	19	0	n/a	n/a	0.01	NP
Calcium (mg/L)	YGWA-3I (bg)	0.5467	60	74	No	19	0	n/a	n/a	0.01	NP
Sulfate (mg/L)	YGWA-17S (bg)	0.04813	32	74	No	19	0	n/a	n/a	0.01	NP
Sulfate (mg/L)	YGWA-18I (bg)	-0.1345	-67	-74	No	19	21.05	n/a	n/a	0.01	NP
Sulfate (mg/L)	YGWA-18S (bg)	-0.1232	-53	-74	No	19	10.53	n/a	n/a	0.01	NP
Sulfate (mg/L)	YGWA-20S (bg)	0	42	74	No	19	68.42	n/a	n/a	0.01	NP
Sulfate (mg/L)	YGWA-21I (bg)	-0.2256	-45	-74	No	19	0	n/a	n/a	0.01	NP
Sulfate (mg/L)	**YGWA-39 (bg)**	**-2.631**	**-74**	**-58**	**Yes**	**16**	**0**	**n/a**	**n/a**	**0.01**	**NP**
Sulfate (mg/L)	**YGWA-40 (bg)**	**-8.899**	**-89**	**-58**	**Yes**	**16**	**0**	**n/a**	**n/a**	**0.01**	**NP**
Sulfate (mg/L)	YGWA-4I (bg)	0.04641	22	74	No	19	0	n/a	n/a	0.01	NP
Sulfate (mg/L)	**YGWA-5D (bg)**	**-2.862**	**-129**	**-74**	**Yes**	**19**	**0**	**n/a**	**n/a**	**0.01**	**NP**
Sulfate (mg/L)	**YGWA-5I (bg)**	**0.08795**	**115**	**74**	**Yes**	**19**	**0**	**n/a**	**n/a**	**0.01**	**NP**

Appendix III Trend Tests - Prediction Limit Exceedances - All Results

Plant Yates Client: Southern Company Data: Plant Yates AMA-R6 Printed 10/6/2022, 11:04 AM

Constituent	Well	Slope	Calc.	Critical	Sig.	N	%NDs	Normality	Xform	Alpha	Method
Sulfate (mg/L)	**YGWC-38**	**-146.8**	**-109**	**-58**	**Yes**	**16**	**0**	**n/a**	**n/a**	**0.01**	**NP**
Sulfate (mg/L)	**YGWC-42**	**-100.7**	**-87**	**-58**	**Yes**	**16**	**0**	**n/a**	**n/a**	**0.01**	**NP**
Sulfate (mg/L)	YGWC-43	22.36	46	58	No	16	0	n/a	n/a	0.01	NP
Sulfate (mg/L)	**YGWA-47 (bg)**	**-17.58**	**-107**	**-58**	**Yes**	**16**	**0**	**n/a**	**n/a**	**0.01**	**NP**
Sulfate (mg/L)	**GWA-2 (bg)**	**17.26**	**87**	**63**	**Yes**	**17**	**0**	**n/a**	**n/a**	**0.01**	**NP**
Sulfate (mg/L)	YGWA-14S (bg)	0	-4	-74	No	19	0	n/a	n/a	0.01	NP
Sulfate (mg/L)	**YGWA-1D (bg)**	**0.9733**	**121**	**74**	**Yes**	**19**	**0**	**n/a**	**n/a**	**0.01**	**NP**
Sulfate (mg/L)	YGWA-1I (bg)	-0.1053	-22	-74	No	19	0	n/a	n/a	0.01	NP
Sulfate (mg/L)	YGWA-2I (bg)	1.041	62	74	No	19	0	n/a	n/a	0.01	NP
Sulfate (mg/L)	YGWA-30I (bg)	-0.01853	-15	-74	No	19	10.53	n/a	n/a	0.01	NP
Sulfate (mg/L)	**YGWA-3D (bg)**	**0.3364**	**89**	**74**	**Yes**	**19**	**0**	**n/a**	**n/a**	**0.01**	**NP**
Sulfate (mg/L)	**YGWA-3I (bg)**	**1.016**	**86**	**74**	**Yes**	**19**	**0**	**n/a**	**n/a**	**0.01**	**NP**
Total Dissolved Solids (mg/L)	YGWA-17S (bg)	3.694	44	74	No	19	0	n/a	n/a	0.01	NP
Total Dissolved Solids (mg/L)	YGWA-18I (bg)	-0.8196	-19	-74	No	19	0	n/a	n/a	0.01	NP
Total Dissolved Solids (mg/L)	YGWA-18S (bg)	0.4345	10	74	No	19	0	n/a	n/a	0.01	NP
Total Dissolved Solids (mg/L)	YGWA-20S (bg)	2.688	34	74	No	19	0	n/a	n/a	0.01	NP
Total Dissolved Solids (mg/L)	YGWA-21I (bg)	10.54	68	74	No	19	0	n/a	n/a	0.01	NP
Total Dissolved Solids (mg/L)	**YGWA-39 (bg)**	**30.24**	**64**	**58**	**Yes**	**16**	**0**	**n/a**	**n/a**	**0.01**	**NP**
Total Dissolved Solids (mg/L)	YGWA-40 (bg)	-11.03	-58	-58	No	16	0	n/a	n/a	0.01	NP
Total Dissolved Solids (mg/L)	YGWA-4I (bg)	0	-1	-74	No	19	0	n/a	n/a	0.01	NP
Total Dissolved Solids (mg/L)	**YGWA-5D (bg)**	**-12.99**	**-99**	**-74**	**Yes**	**19**	**0**	**n/a**	**n/a**	**0.01**	**NP**
Total Dissolved Solids (mg/L)	YGWA-5I (bg)	0	3	74	No	19	0	n/a	n/a	0.01	NP
Total Dissolved Solids (mg/L)	**YGWC-38**	**-201.4**	**-90**	**-58**	**Yes**	**16**	**0**	**n/a**	**n/a**	**0.01**	**NP**
Total Dissolved Solids (mg/L)	**YGWC-42**	**-150.3**	**-88**	**-58**	**Yes**	**16**	**0**	**n/a**	**n/a**	**0.01**	**NP**
Total Dissolved Solids (mg/L)	**YGWC-43**	**72.67**	**72**	**58**	**Yes**	**16**	**0**	**n/a**	**n/a**	**0.01**	**NP**
Total Dissolved Solids (mg/L)	**YGWA-47 (bg)**	**-14.82**	**-90**	**-58**	**Yes**	**16**	**0**	**n/a**	**n/a**	**0.01**	**NP**
Total Dissolved Solids (mg/L)	**GWA-2 (bg)**	**21.5**	**67**	**63**	**Yes**	**17**	**0**	**n/a**	**n/a**	**0.01**	**NP**
Total Dissolved Solids (mg/L)	YGWA-14S (bg)	0.3698	12	74	No	19	0	n/a	n/a	0.01	NP
Total Dissolved Solids (mg/L)	YGWA-1D (bg)	0.7444	13	74	No	19	0	n/a	n/a	0.01	NP
Total Dissolved Solids (mg/L)	YGWA-1I (bg)	-2.443	-37	-74	No	19	0	n/a	n/a	0.01	NP
Total Dissolved Solids (mg/L)	YGWA-2I (bg)	-1.72	-28	-74	No	19	0	n/a	n/a	0.01	NP
Total Dissolved Solids (mg/L)	YGWA-30I (bg)	2.114	27	74	No	19	10.53	n/a	n/a	0.01	NP
Total Dissolved Solids (mg/L)	YGWA-3D (bg)	0.7739	9	74	No	19	0	n/a	n/a	0.01	NP
Total Dissolved Solids (mg/L)	YGWA-3I (bg)	0.954	9	74	No	19	0	n/a	n/a	0.01	NP

Sanitas™ v.9.6.35 Groundwater Stats Consulting. UG
Hollow symbols indicate censored values.

Sen's Slope Estimator

YGWA-17S (bg)

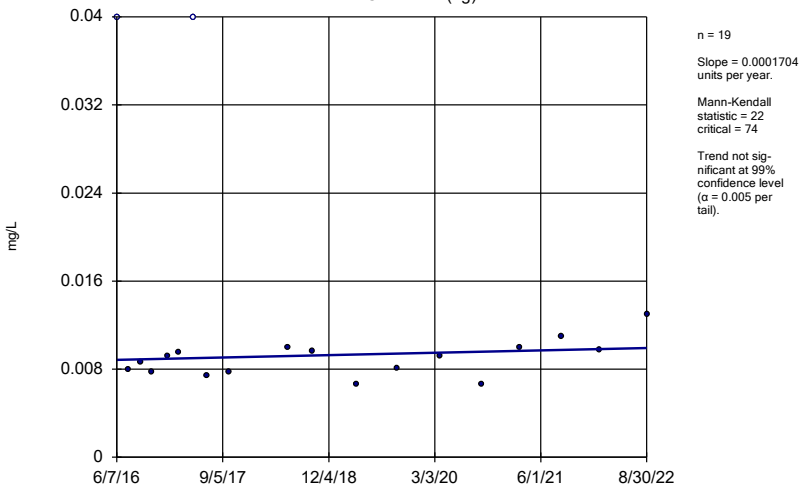

n = 19

Slope = 0.0001704 units per year.

Mann-Kendall statistic = 22
critical = 74

Trend not significant at 99% confidence level (α = 0.005 per tail).

Constituent: Boron Analysis Run 10/6/2022 11:02 AM View: Appendix III - Trend Tests
Plant Yates Client: Southern Company Data: Plant Yates AMA-R6

Sanitas™ v.9.6.35 Groundwater Stats Consulting. UG
Hollow symbols indicate censored values.

Sen's Slope Estimator

YGWA-18I (bg)

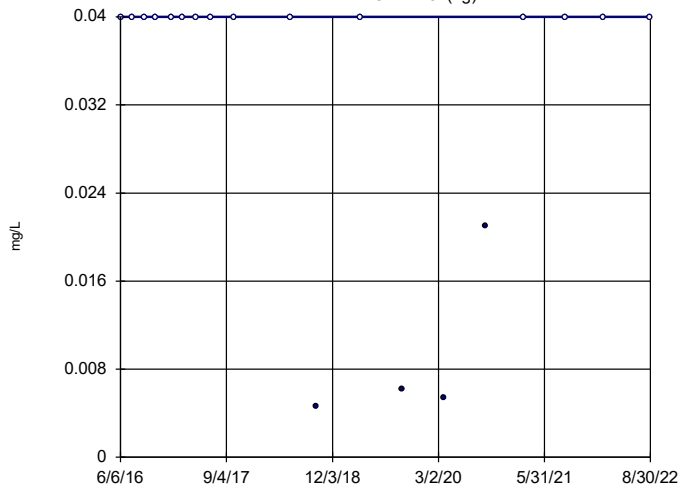

n = 19

Slope = 0 units per year.

Mann-Kendall statistic = -22
critical = -74

Trend not significant at 99% confidence level (α = 0.005 per tail).

Constituent: Boron Analysis Run 10/6/2022 11:02 AM View: Appendix III - Trend Tests
Plant Yates Client: Southern Company Data: Plant Yates AMA-R6

Sanitas™ v.9.6.35 Groundwater Stats Consulting. UG
Hollow symbols indicate censored values.

Sen's Slope Estimator

YGWA-18S (bg)

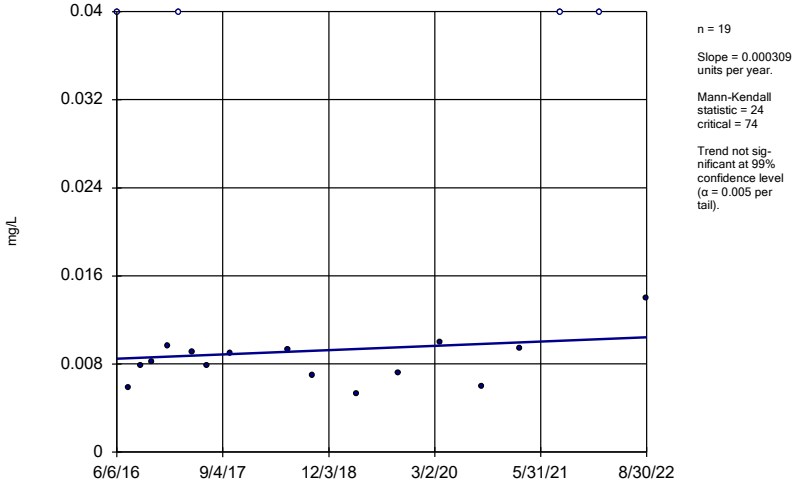

n = 19

Slope = 0.000309 units per year.

Mann-Kendall statistic = 24
critical = 74

Trend not significant at 99% confidence level (α = 0.005 per tail).

Constituent: Boron Analysis Run 10/6/2022 11:02 AM View: Appendix III - Trend Tests
Plant Yates Client: Southern Company Data: Plant Yates AMA-R6

Sanitas™ v.9.6.35 Groundwater Stats Consulting. UG
Hollow symbols indicate censored values.

Sen's Slope Estimator

YGWA-20S (bg)

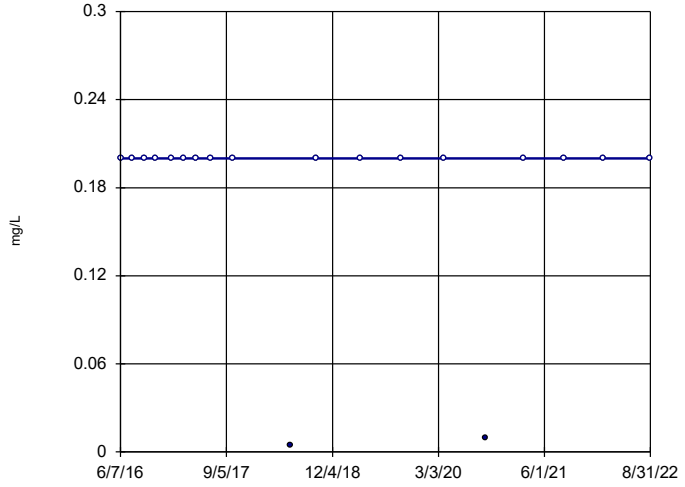

n = 19

Slope = 0 units per year.

Mann-Kendall statistic = -9
critical = -74

Trend not significant at 99% confidence level (α = 0.005 per tail).

Constituent: Boron Analysis Run 10/6/2022 11:02 AM View: Appendix III - Trend Tests
Plant Yates Client: Southern Company Data: Plant Yates AMA-R6

Sanitas™ v.9.6.35 Groundwater Stats Consulting. UG
Hollow symbols indicate censored values.

Sen's Slope Estimator

YGWA-21I (bg)

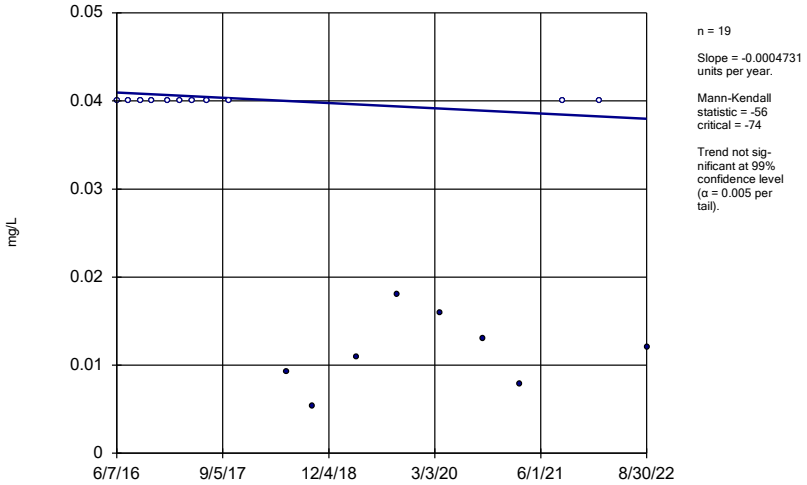

n = 19

Slope = -0.0004731 units per year.

Mann-Kendall statistic = -56
critical = -74

Trend not significant at 99% confidence level (α = 0.005 per tail).

Constituent: Boron Analysis Run 10/6/2022 11:02 AM View: Appendix III - Trend Tests
Plant Yates Client: Southern Company Data: Plant Yates AMA-R6

Sanitas™ v.9.6.35 Groundwater Stats Consulting. UG
Hollow symbols indicate censored values.

Sen's Slope Estimator

YGWA-39 (bg)

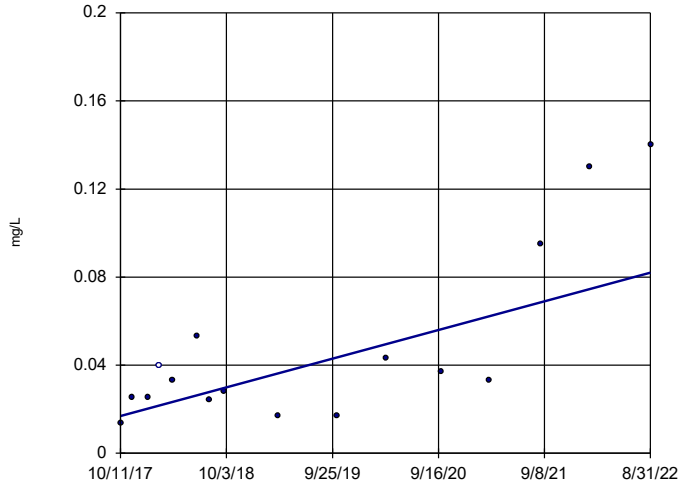

n = 16

Slope = 0.01331 units per year.

Mann-Kendall statistic = 56
critical = 58

Trend not significant at 99% confidence level (α = 0.005 per tail).

Constituent: Boron Analysis Run 10/6/2022 11:02 AM View: Appendix III - Trend Tests
Plant Yates Client: Southern Company Data: Plant Yates AMA-R6

Sanitas™ v.9.6.35 Groundwater Stats Consulting. UG

Sen's Slope Estimator

YGWA-40 (bg)

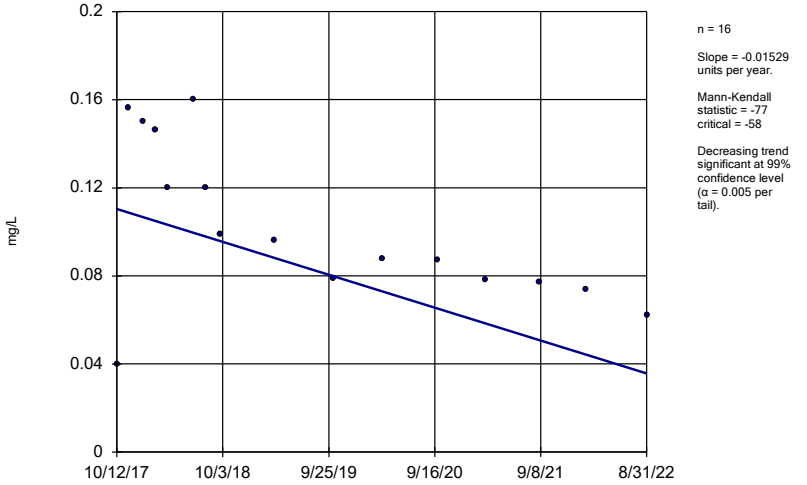

n = 16

Slope = -0.01529 units per year.

Mann-Kendall statistic = -77
critical = -58

Decreasing trend significant at 99% confidence level (α = 0.005 per tail).

Constituent: Boron Analysis Run 10/6/2022 11:02 AM View: Appendix III - Trend Tests
Plant Yates Client: Southern Company Data: Plant Yates AMA-R6

Sanitas™ v.9.6.35 Groundwater Stats Consulting. UG
Hollow symbols indicate censored values.

Sen's Slope Estimator

YGWA-4I (bg)

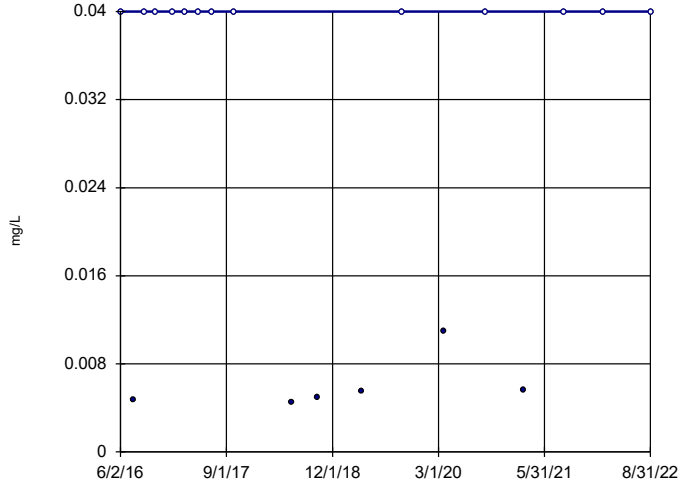

n = 19

Slope = 0 units per year.

Mann-Kendall statistic = 1
critical = 74

Trend not significant at 99% confidence level (α = 0.005 per tail).

Constituent: Boron Analysis Run 10/6/2022 11:02 AM View: Appendix III - Trend Tests
Plant Yates Client: Southern Company Data: Plant Yates AMA-R6

Sanitas™ v.9.6.35 Groundwater Stats Consulting. UG
Hollow symbols indicate censored values.

Sen's Slope Estimator

YGWA-5D (bg)

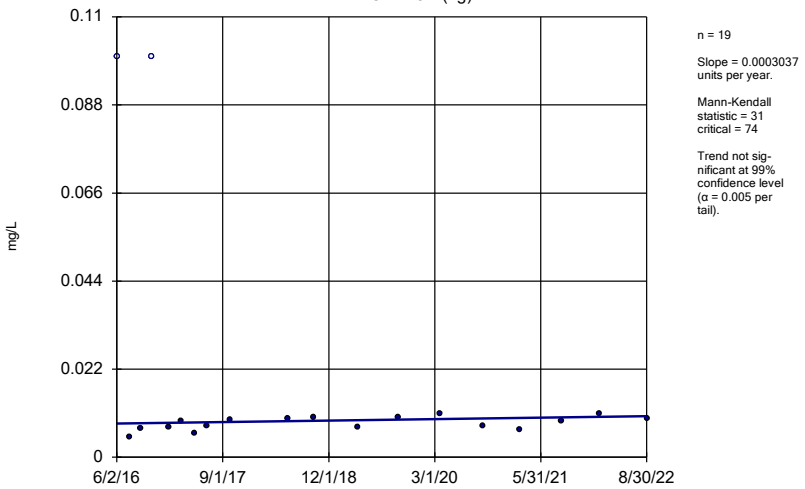

n = 19

Slope = 0.0003037 units per year.

Mann-Kendall statistic = 31
critical = 74

Trend not significant at 99% confidence level (α = 0.005 per tail).

Constituent: Boron Analysis Run 10/6/2022 11:02 AM View: Appendix III - Trend Tests
Plant Yates Client: Southern Company Data: Plant Yates AMA-R6

Sanitas™ v.9.6.35 Groundwater Stats Consulting. UG
Hollow symbols indicate censored values.

Sen's Slope Estimator

YGWA-5I (bg)

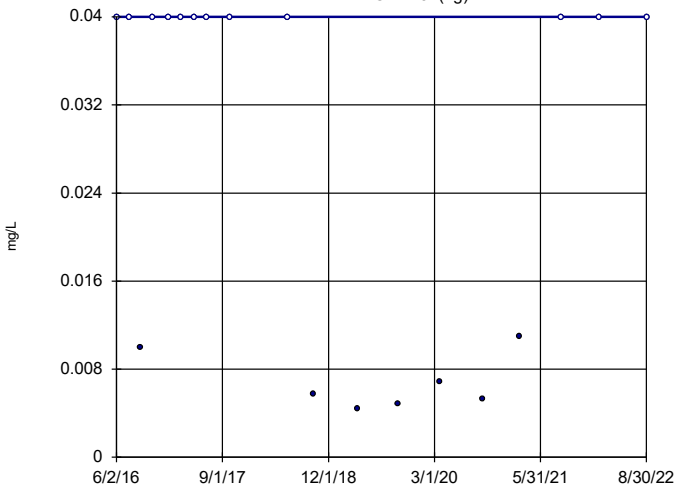

n = 19

Slope = 0 units per year.

Mann-Kendall statistic = -25
critical = -74

Trend not significant at 99% confidence level (α = 0.005 per tail).

Constituent: Boron Analysis Run 10/6/2022 11:02 AM View: Appendix III - Trend Tests
Plant Yates Client: Southern Company Data: Plant Yates AMA-R6

Sanitas™ v.9.6.35 Groundwater Stats Consulting. UG

Sen's Slope Estimator

YGWC-23S

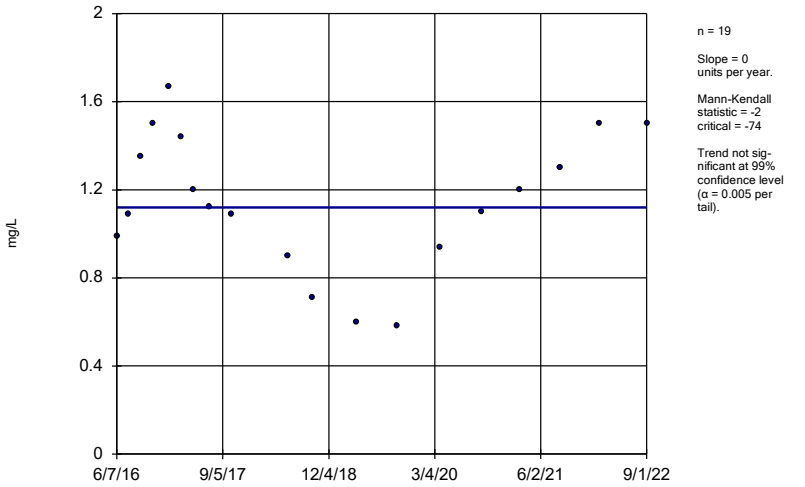

n = 19

Slope = 0 units per year.

Mann-Kendall statistic = -2
critical = -74

Trend not significant at 99% confidence level (α = 0.005 per tail).

Constituent: Boron Analysis Run 10/6/2022 11:02 AM View: Appendix III - Trend Tests
Plant Yates Client: Southern Company Data: Plant Yates AMA-R6

Sanitas™ v.9.6.35 Groundwater Stats Consulting. UG

Sen's Slope Estimator

YGWC-38

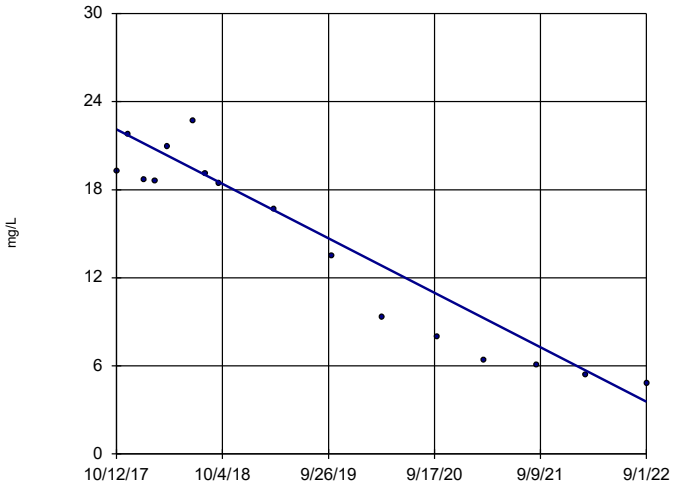

n = 16

Slope = -3.795 units per year.

Mann-Kendall statistic = -98
critical = -58

Decreasing trend significant at 99% confidence level (α = 0.005 per tail).

Constituent: Boron Analysis Run 10/6/2022 11:02 AM View: Appendix III - Trend Tests
Plant Yates Client: Southern Company Data: Plant Yates AMA-R6

Sen's Slope Estimator

YGWC-41

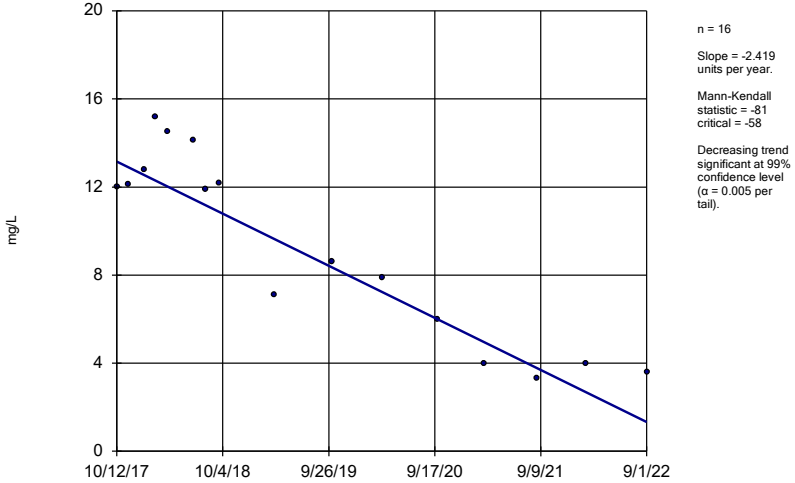

n = 16

Slope = -2.419 units per year.

Mann-Kendall statistic = -81 critical = -58

Decreasing trend significant at 99% confidence level (α = 0.005 per tail).

Constituent: Boron Analysis Run 10/6/2022 11:02 AM View: Appendix III - Trend Tests

Plant Yates Client: Southern Company Data: Plant Yates AMA-R6

Sanitas™ v.9.6.35 Groundwater Stats Consulting. UG

Sen's Slope Estimator

YGWC-42

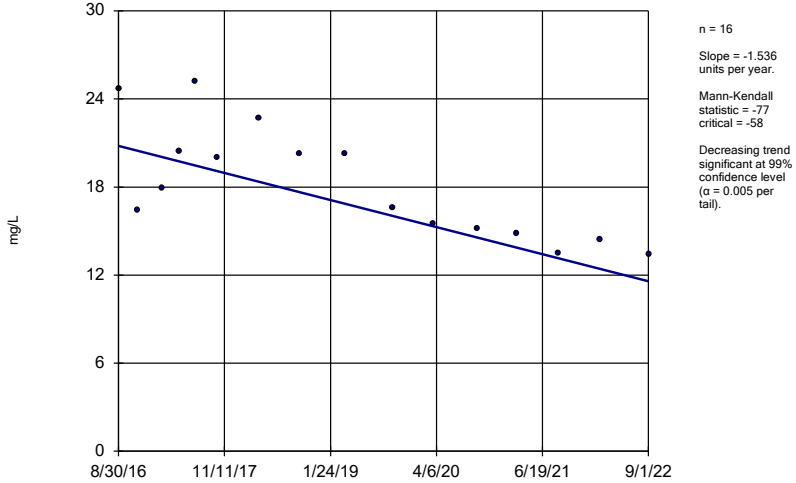

n = 16

Slope = -1.536 units per year.

Mann-Kendall statistic = -77 critical = -58

Decreasing trend significant at 99% confidence level (α = 0.005 per tail).

Constituent: Boron Analysis Run 10/6/2022 11:02 AM View: Appendix III - Trend Tests

Plant Yates Client: Southern Company Data: Plant Yates AMA-R6

Sanitas™ v.9.6.35 Groundwater Stats Consulting. UG

Sen's Slope Estimator

YGWC-43

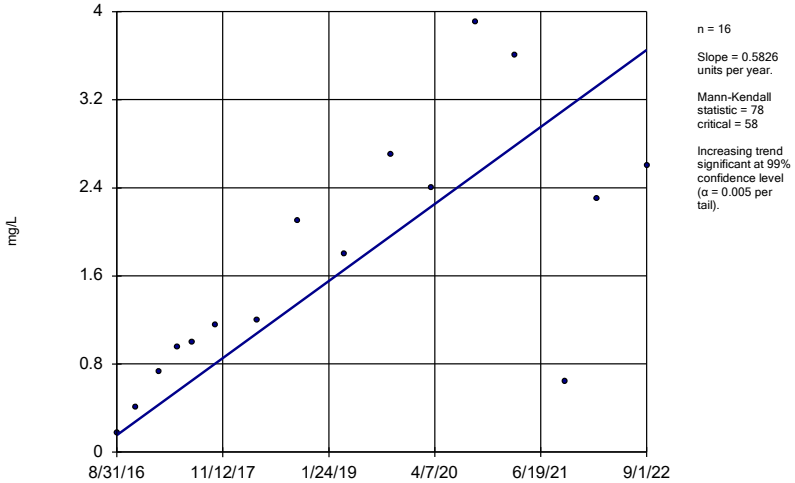

n = 16

Slope = 0.5826 units per year.

Mann-Kendall statistic = 78 critical = 58

Increasing trend significant at 99% confidence level (α = 0.005 per tail).

Constituent: Boron Analysis Run 10/6/2022 11:02 AM View: Appendix III - Trend Tests

Plant Yates Client: Southern Company Data: Plant Yates AMA-R6

Sanitas™ v.9.6.35 Groundwater Stats Consulting. UG

Sen's Slope Estimator

YGWA-47 (bg)

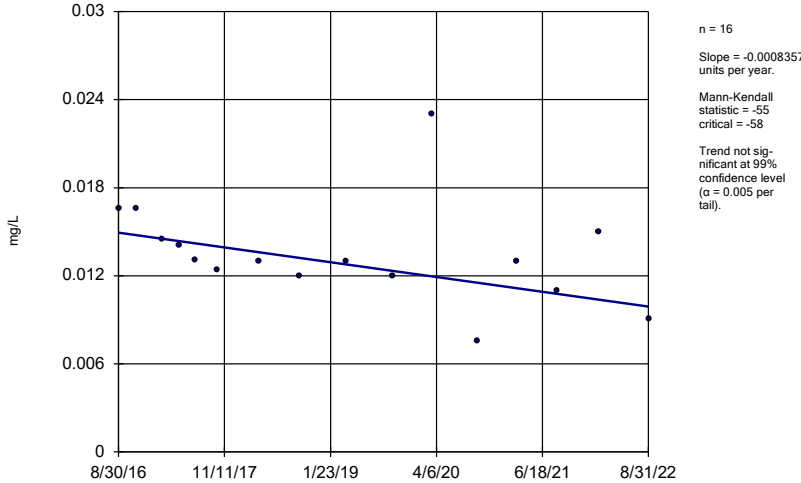

n = 16

Slope = -0.0008357 units per year.

Mann-Kendall statistic = -55 critical = -58

Trend not significant at 99% confidence level (α = 0.005 per tail).

Constituent: Boron Analysis Run 10/6/2022 11:02 AM View: Appendix III - Trend Tests

Plant Yates Client: Southern Company Data: Plant Yates AMA-R6

Sanitas™ v.9.6.35 Groundwater Stats Consulting. UG
Hollow symbols indicate censored values.

Sen's Slope Estimator

GWA-2 (bg)

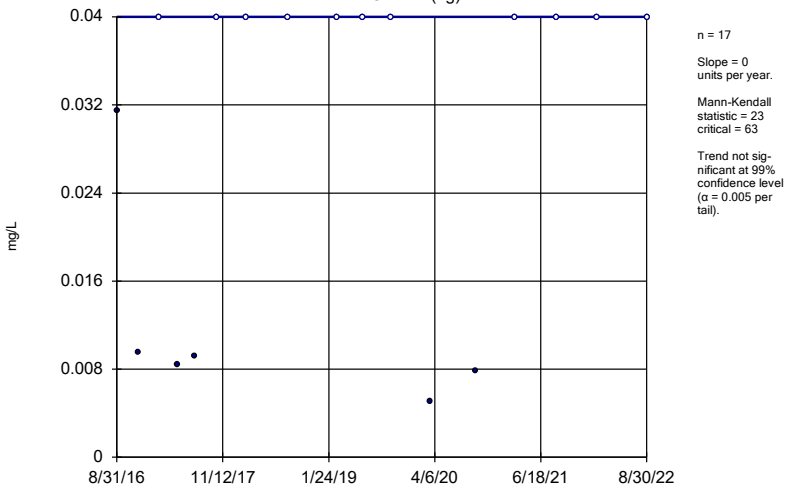

n = 17

Slope = 0 units per year.

Mann-Kendall statistic = 23
critical = 63

Trend not significant at 99% confidence level (α = 0.005 per tail).

Constituent: Boron Analysis Run 10/6/2022 11:02 AM View: Appendix III - Trend Tests
Plant Yates Client: Southern Company Data: Plant Yates AMA-R6

Sanitas™ v.9.6.35 Groundwater Stats Consulting. UG
Hollow symbols indicate censored values.

Sen's Slope Estimator

YGWA-14S (bg)

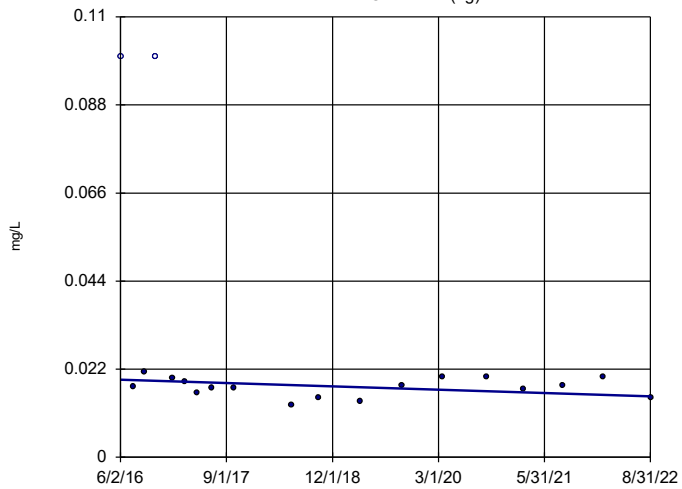

n = 19

Slope = -0.000665 units per year.

Mann-Kendall statistic = -40
critical = -74

Trend not significant at 99% confidence level (α = 0.005 per tail).

Constituent: Boron Analysis Run 10/6/2022 11:02 AM View: Appendix III - Trend Tests
Plant Yates Client: Southern Company Data: Plant Yates AMA-R6

Sanitas™ v.9.6.35 Groundwater Stats Consulting. UG
Hollow symbols indicate censored values.

Sen's Slope Estimator

YGWA-1D (bg)

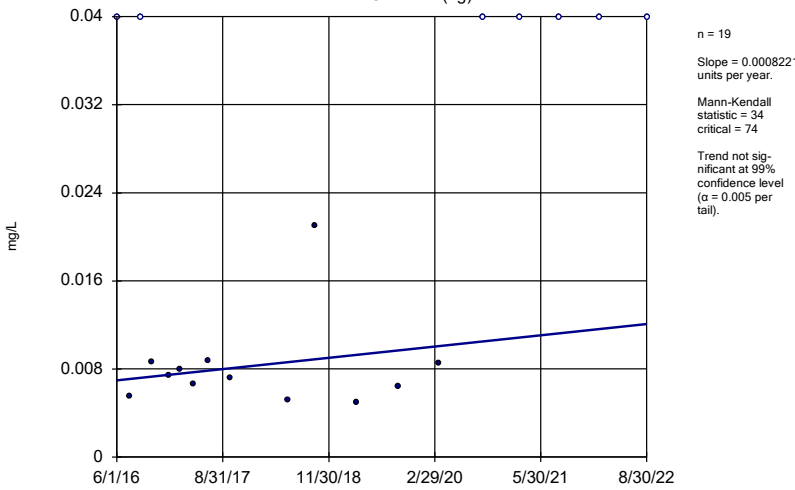

n = 19

Slope = 0.0008221 units per year.

Mann-Kendall statistic = 34
critical = 74

Trend not significant at 99% confidence level (α = 0.005 per tail).

Constituent: Boron Analysis Run 10/6/2022 11:02 AM View: Appendix III - Trend Tests
Plant Yates Client: Southern Company Data: Plant Yates AMA-R6

Sanitas™ v.9.6.35 Groundwater Stats Consulting. UG
Hollow symbols indicate censored values.

Sen's Slope Estimator

YGWA-1I (bg)

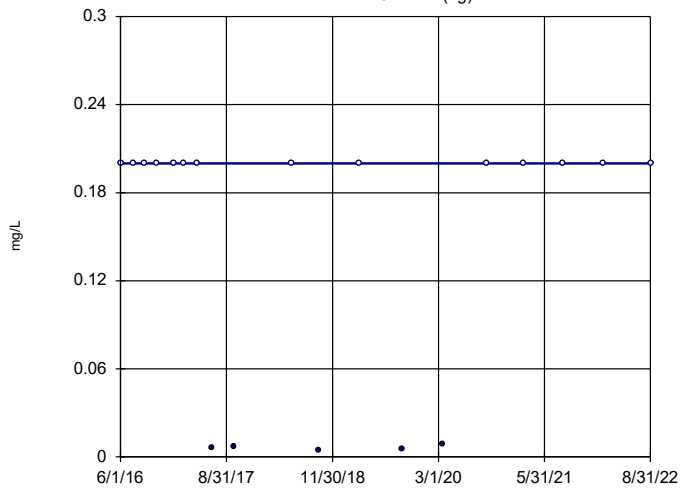

n = 19

Slope = 0 units per year.

Mann-Kendall statistic = -8
critical = -74

Trend not significant at 99% confidence level (α = 0.005 per tail).

Constituent: Boron Analysis Run 10/6/2022 11:02 AM View: Appendix III - Trend Tests
Plant Yates Client: Southern Company Data: Plant Yates AMA-R6

Sanitas™ v.9.6.35 Groundwater Stats Consulting. UG
Hollow symbols indicate censored values.

Sen's Slope Estimator

YGWA-2I (bg)

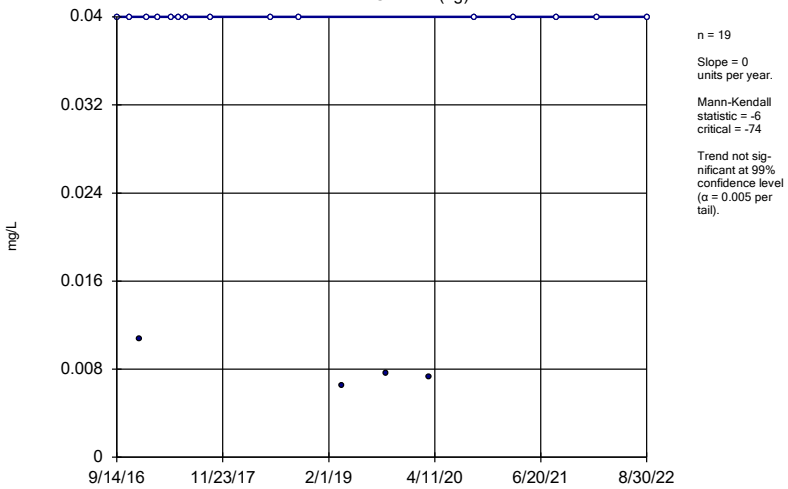

n = 19

Slope = 0 units per year.

Mann-Kendall statistic = -6
critical = -74

Trend not significant at 99% confidence level (α = 0.005 per tail).

Constituent: Boron Analysis Run 10/6/2022 11:02 AM View: Appendix III - Trend Tests
Plant Yates Client: Southern Company Data: Plant Yates AMA-R6

Sanitas™ v.9.6.35 Groundwater Stats Consulting. UG
Hollow symbols indicate censored values.

Sen's Slope Estimator

YGWA-30I (bg)

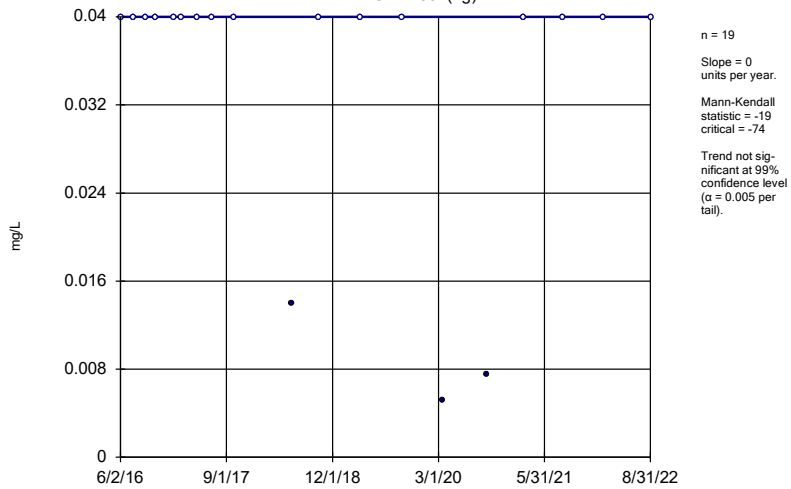

n = 19

Slope = 0 units per year.

Mann-Kendall statistic = -19
critical = -74

Trend not significant at 99% confidence level (α = 0.005 per tail).

Constituent: Boron Analysis Run 10/6/2022 11:02 AM View: Appendix III - Trend Tests
Plant Yates Client: Southern Company Data: Plant Yates AMA-R6

Sanitas™ v.9.6.35 Groundwater Stats Consulting. UG
Hollow symbols indicate censored values.

Sen's Slope Estimator

YGWA-3D (bg)

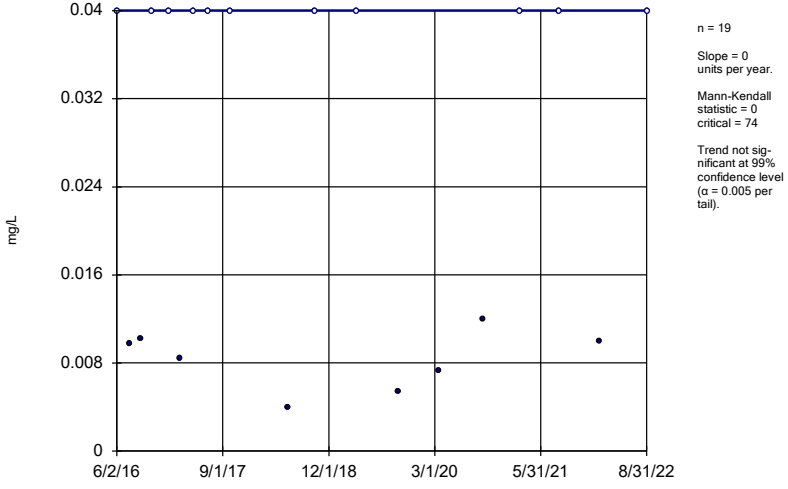

n = 19

Slope = 0 units per year.

Mann-Kendall statistic = 0
critical = 74

Trend not significant at 99% confidence level (α = 0.005 per tail).

Constituent: Boron Analysis Run 10/6/2022 11:02 AM View: Appendix III - Trend Tests
Plant Yates Client: Southern Company Data: Plant Yates AMA-R6

Sanitas™ v.9.6.35 Groundwater Stats Consulting. UG
Hollow symbols indicate censored values.

Sen's Slope Estimator

YGWA-3I (bg)

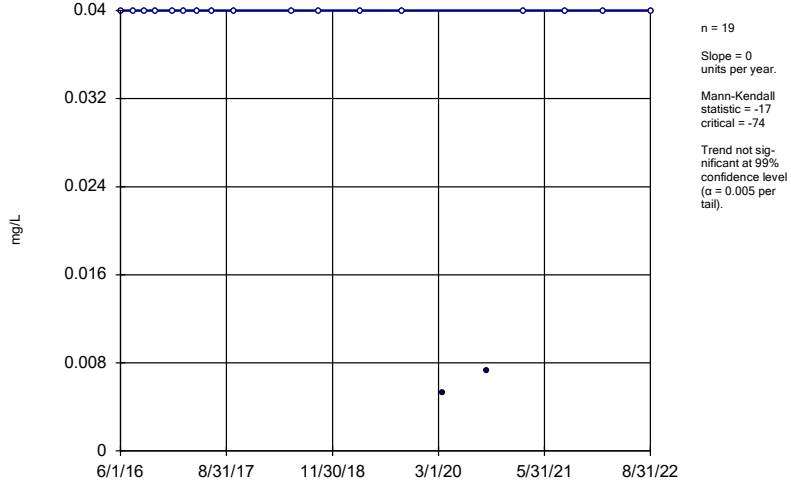

n = 19

Slope = 0 units per year.

Mann-Kendall statistic = -17
critical = -74

Trend not significant at 99% confidence level (α = 0.005 per tail).

Constituent: Boron Analysis Run 10/6/2022 11:02 AM View: Appendix III - Trend Tests
Plant Yates Client: Southern Company Data: Plant Yates AMA-R6

Sen's Slope Estimator

YGWA-17S (bg)

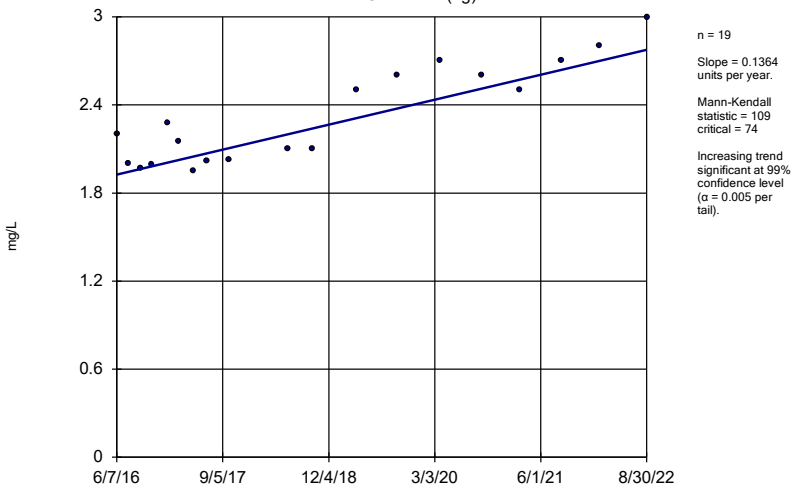

n = 19

Slope = 0.1364 units per year.

Mann-Kendall statistic = 109
critical = 74

Increasing trend significant at 99% confidence level (α = 0.005 per tail).

Constituent: Calcium Analysis Run 10/6/2022 11:02 AM View: Appendix III - Trend Tests
Plant Yates Client: Southern Company Data: Plant Yates AMA-R6

Sanitas™ v.9.6.35 Groundwater Stats Consulting. UG

Sen's Slope Estimator

YGWA-18I (bg)

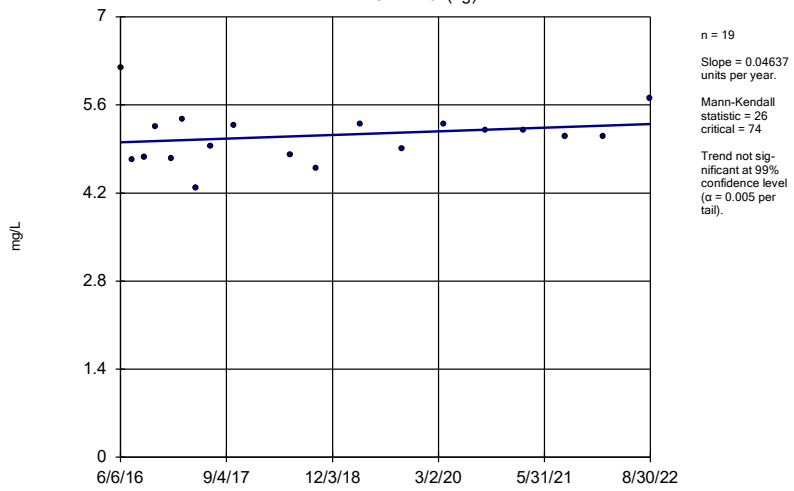

n = 19

Slope = 0.04637 units per year.

Mann-Kendall statistic = 26
critical = 74

Trend not significant at 99% confidence level (α = 0.005 per tail).

Constituent: Calcium Analysis Run 10/6/2022 11:02 AM View: Appendix III - Trend Tests
Plant Yates Client: Southern Company Data: Plant Yates AMA-R6

Sanitas™ v.9.6.35 Groundwater Stats Consulting. UG

Sen's Slope Estimator

YGWA-18S (bg)

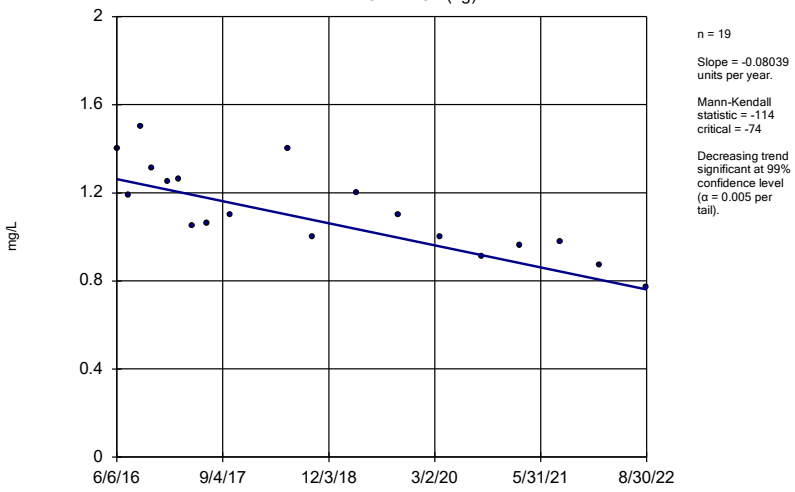

n = 19

Slope = -0.08039 units per year.

Mann-Kendall statistic = -114
critical = -74

Decreasing trend significant at 99% confidence level (α = 0.005 per tail).

Constituent: Calcium Analysis Run 10/6/2022 11:02 AM View: Appendix III - Trend Tests
Plant Yates Client: Southern Company Data: Plant Yates AMA-R6

Sanitas™ v.9.6.35 Groundwater Stats Consulting. UG

Sen's Slope Estimator

YGWA-20S (bg)

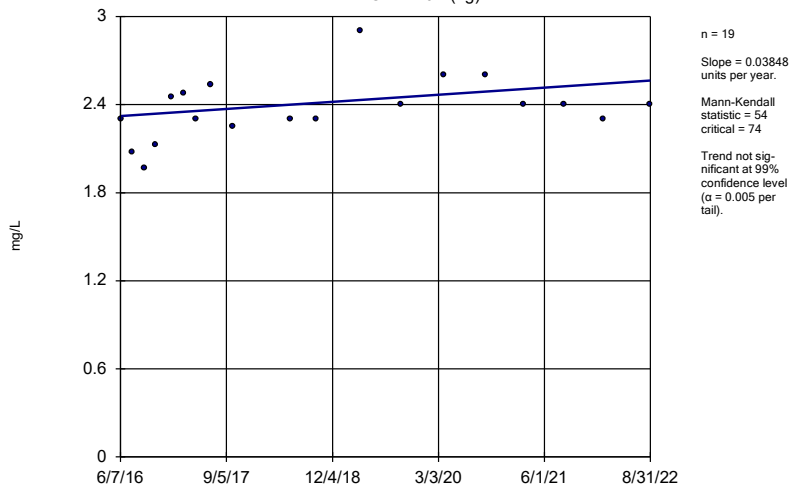

n = 19

Slope = 0.03848 units per year.

Mann-Kendall statistic = 54
critical = 74

Trend not significant at 99% confidence level (α = 0.005 per tail).

Constituent: Calcium Analysis Run 10/6/2022 11:02 AM View: Appendix III - Trend Tests
Plant Yates Client: Southern Company Data: Plant Yates AMA-R6

Sanitas™ v.9.6.35 Groundwater Stats Consulting. UG

Sen's Slope Estimator

YGWA-21I (bg)

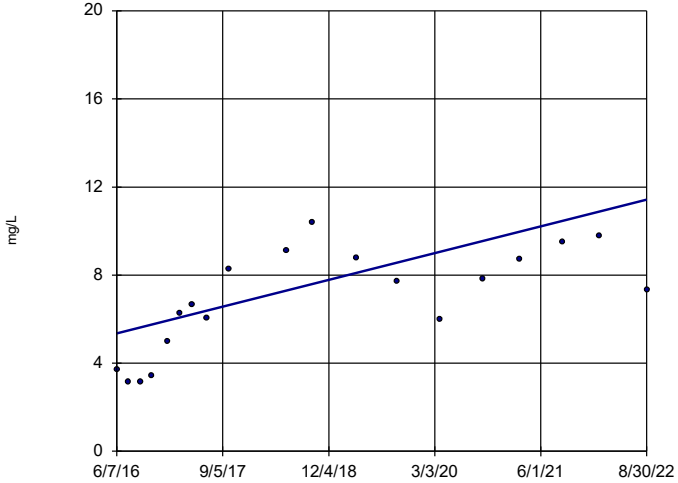

n = 19

Slope = 0.9751 units per year.

Mann-Kendall statistic = 97 critical = 74

Increasing trend significant at 99% confidence level (α = 0.005 per tail).

Constituent: Calcium Analysis Run 10/6/2022 11:02 AM View: Appendix III - Trend Tests

Plant Yates Client: Southern Company Data: Plant Yates AMA-R6

Sanitas™ v.9.6.35 Groundwater Stats Consulting. UG

Sen's Slope Estimator

YGWA-39 (bg)

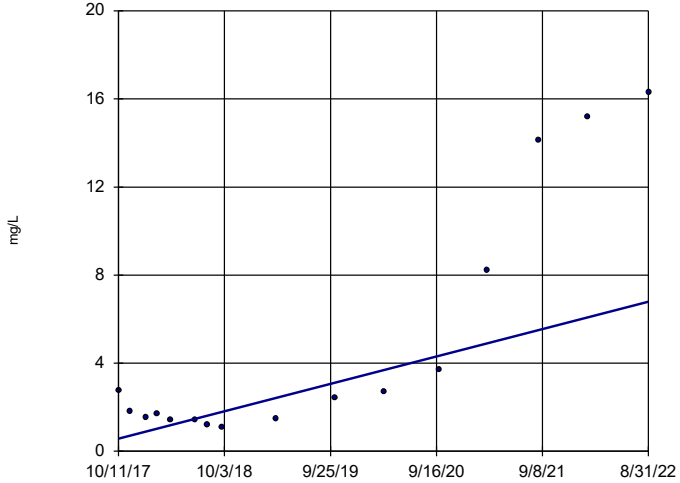

n = 16

Slope = 1.273 units per year.

Mann-Kendall statistic = 55 critical = 58

Trend not sig-nificant at 99% confidence level (α = 0.005 per tail).

Constituent: Calcium Analysis Run 10/6/2022 11:02 AM View: Appendix III - Trend Tests

Plant Yates Client: Southern Company Data: Plant Yates AMA-R6

Sanitas™ v.9.6.35 Groundwater Stats Consulting. UG

Hollow symbols indicate censored values.

Sen's Slope Estimator

YGWA-40 (bg)

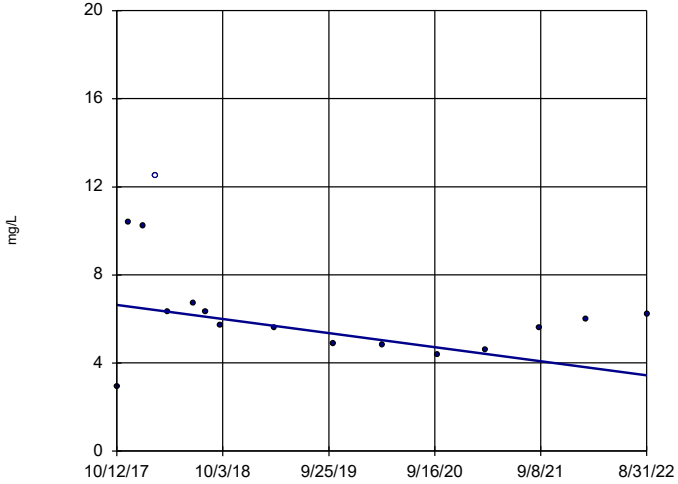

n = 16

Slope = -0.6546 units per year.

Mann-Kendall statistic = -42 critical = -58

Trend not sig-nificant at 99% confidence level (α = 0.005 per tail).

Constituent: Calcium Analysis Run 10/6/2022 11:02 AM View: Appendix III - Trend Tests

Plant Yates Client: Southern Company Data: Plant Yates AMA-R6

Sanitas™ v.9.6.35 Groundwater Stats Consulting. UG

Sen's Slope Estimator

YGWA-4I (bg)

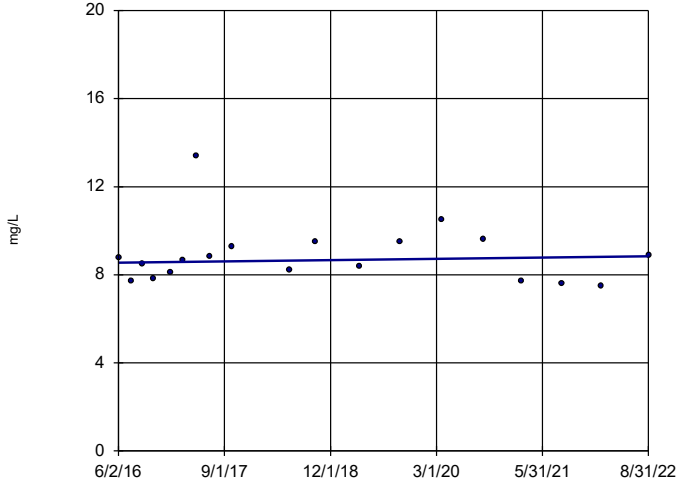

n = 19

Slope = 0.04736 units per year.

Mann-Kendall statistic = 10 critical = 74

Trend not sig-nificant at 99% confidence level (α = 0.005 per tail).

Constituent: Calcium Analysis Run 10/6/2022 11:02 AM View: Appendix III - Trend Tests

Plant Yates Client: Southern Company Data: Plant Yates AMA-R6

Sen's Slope Estimator

YGWA-5D (bg)

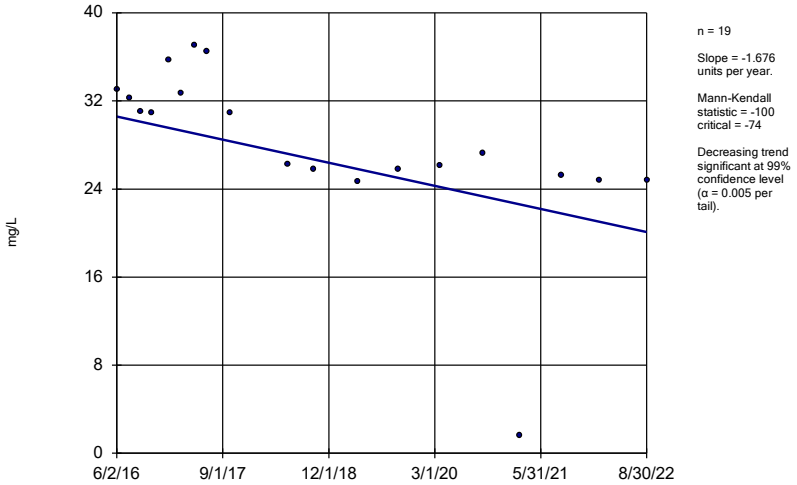

n = 19

Slope = -1.676 units per year.

Mann-Kendall statistic = -100
critical = -74

Decreasing trend significant at 99% confidence level (α = 0.005 per tail).

Constituent: Calcium Analysis Run 10/6/2022 11:02 AM View: Appendix III - Trend Tests
Plant Yates Client: Southern Company Data: Plant Yates AMA-R6

Sanitas™ v.9.6.35 Groundwater Stats Consulting. UG

Sen's Slope Estimator

YGWA-5I (bg)

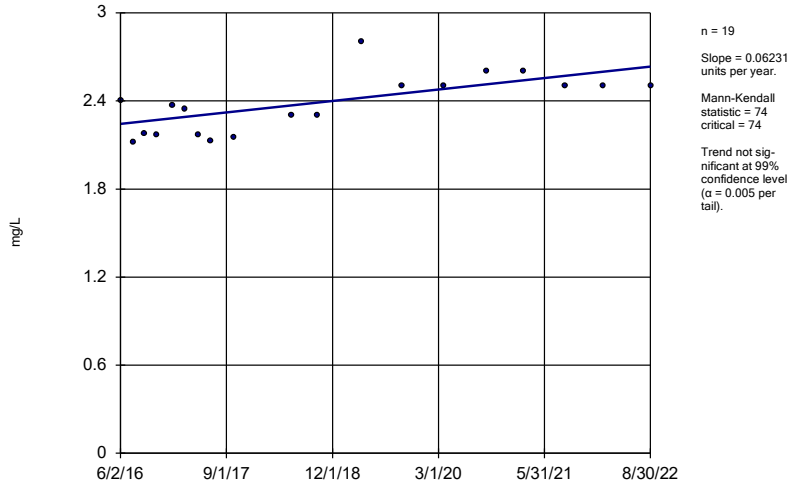

n = 19

Slope = 0.06231 units per year.

Mann-Kendall statistic = 74
critical = 74

Trend not significant at 99% confidence level (α = 0.005 per tail).

Constituent: Calcium Analysis Run 10/6/2022 11:02 AM View: Appendix III - Trend Tests
Plant Yates Client: Southern Company Data: Plant Yates AMA-R6

Sanitas™ v.9.6.35 Groundwater Stats Consulting. UG

Sen's Slope Estimator

YGWC-38

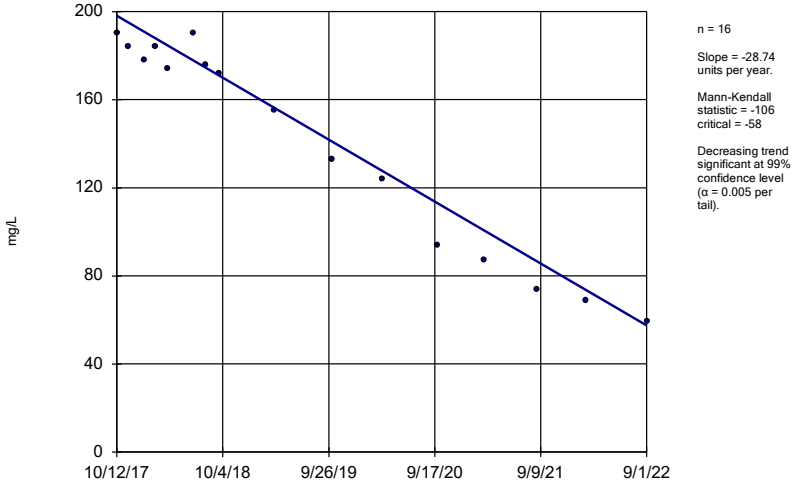

n = 16

Slope = -28.74 units per year.

Mann-Kendall statistic = -106
critical = -58

Decreasing trend significant at 99% confidence level (α = 0.005 per tail).

Constituent: Calcium Analysis Run 10/6/2022 11:02 AM View: Appendix III - Trend Tests
Plant Yates Client: Southern Company Data: Plant Yates AMA-R6

Sanitas™ v.9.6.35 Groundwater Stats Consulting. UG

Sen's Slope Estimator

YGWC-42

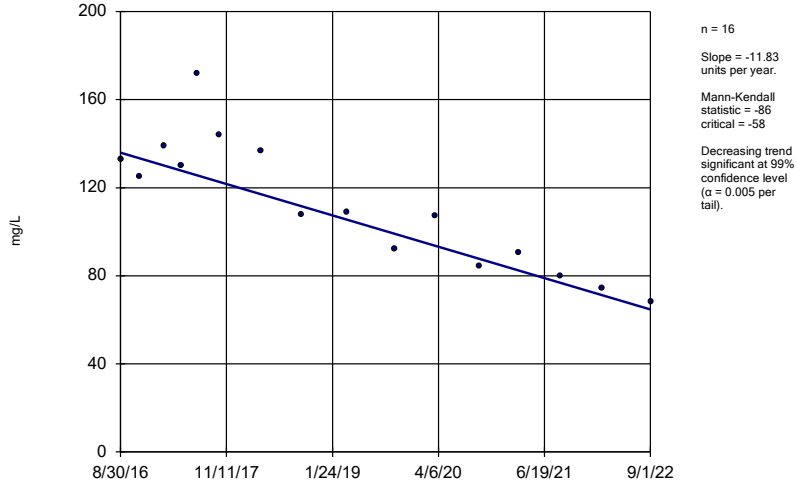

n = 16

Slope = -11.83 units per year.

Mann-Kendall statistic = -86
critical = -58

Decreasing trend significant at 99% confidence level (α = 0.005 per tail).

Constituent: Calcium Analysis Run 10/6/2022 11:02 AM View: Appendix III - Trend Tests
Plant Yates Client: Southern Company Data: Plant Yates AMA-R6

Sanitas™ v.9.6.35 Groundwater Stats Consulting. UG
Hollow symbols indicate censored values.

Sen's Slope Estimator

YGWA-47 (bg)

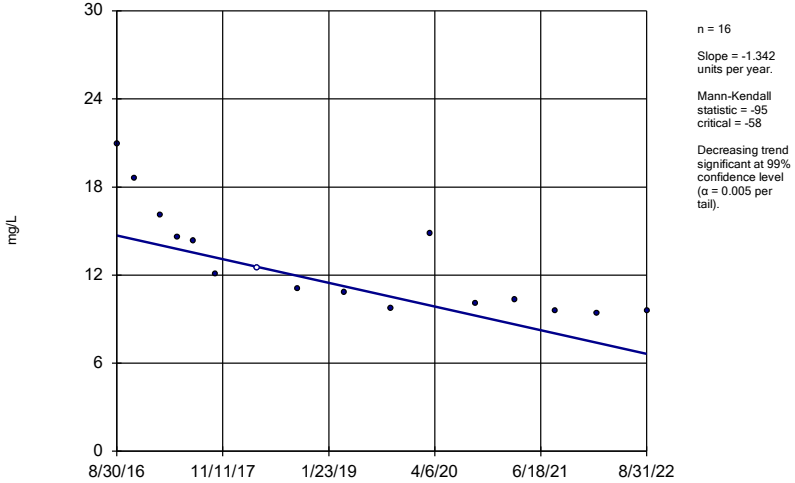

n = 16

Slope = -1.342 units per year.

Mann-Kendall statistic = -95
critical = -58

Decreasing trend significant at 99% confidence level (α = 0.005 per tail).

Constituent: Calcium Analysis Run 10/6/2022 11:02 AM View: Appendix III - Trend Tests
Plant Yates Client: Southern Company Data: Plant Yates AMA-R6

Sanitas™ v.9.6.35 Groundwater Stats Consulting. UG
Hollow symbols indicate censored values.

Sen's Slope Estimator

GWA-2 (bg)

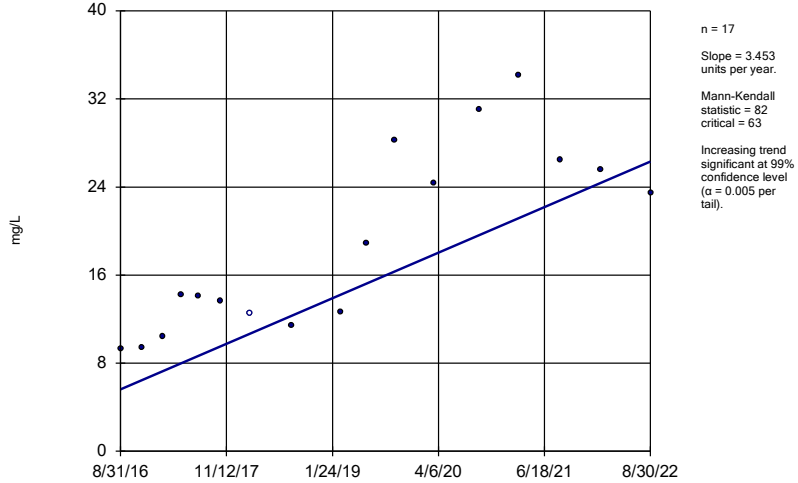

n = 17

Slope = 3.453 units per year.

Mann-Kendall statistic = 82
critical = 63

Increasing trend significant at 99% confidence level (α = 0.005 per tail).

Constituent: Calcium Analysis Run 10/6/2022 11:02 AM View: Appendix III - Trend Tests
Plant Yates Client: Southern Company Data: Plant Yates AMA-R6

Sanitas™ v.9.6.35 Groundwater Stats Consulting. UG

Sen's Slope Estimator

YGWA-14S (bg)

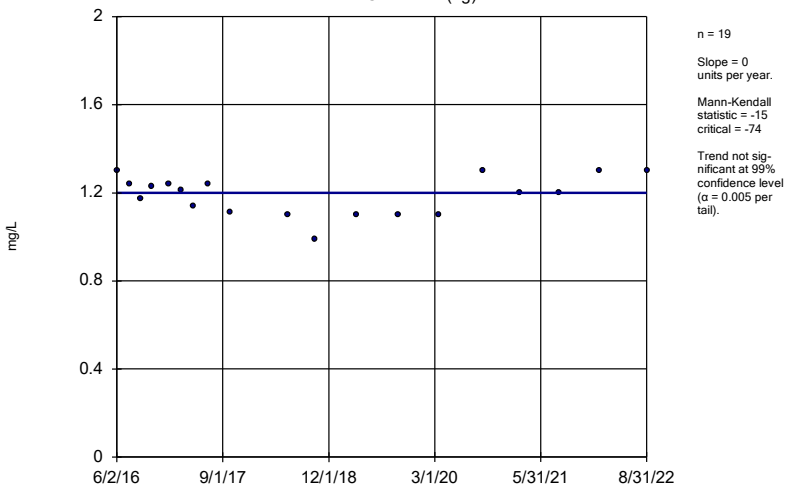

n = 19

Slope = 0 units per year.

Mann-Kendall statistic = -15
critical = -74

Trend not significant at 99% confidence level (α = 0.005 per tail).

Constituent: Calcium Analysis Run 10/6/2022 11:02 AM View: Appendix III - Trend Tests
Plant Yates Client: Southern Company Data: Plant Yates AMA-R6

Sanitas™ v.9.6.35 Groundwater Stats Consulting. UG

Sen's Slope Estimator

YGWA-1D (bg)

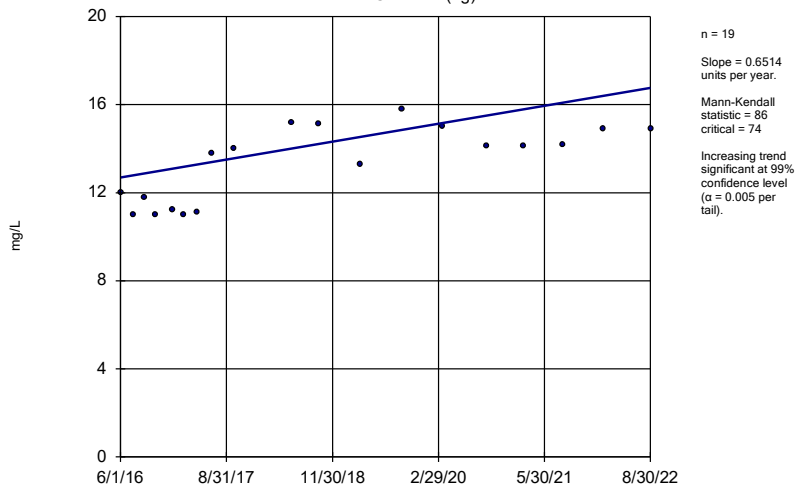

n = 19

Slope = 0.6514 units per year.

Mann-Kendall statistic = 86
critical = 74

Increasing trend significant at 99% confidence level (α = 0.005 per tail).

Constituent: Calcium Analysis Run 10/6/2022 11:02 AM View: Appendix III - Trend Tests
Plant Yates Client: Southern Company Data: Plant Yates AMA-R6

Sen's Slope Estimator

YGWA-1I (bg)

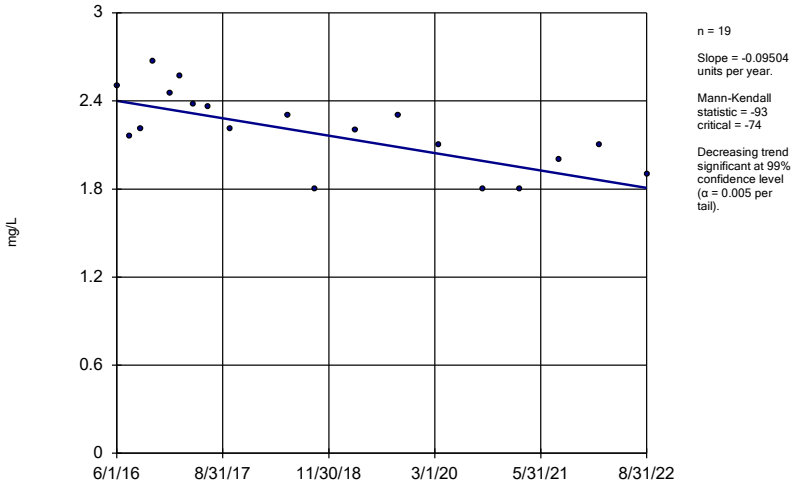

n = 19

Slope = -0.09504 units per year.

Mann-Kendall statistic = -93
critical = -74

Decreasing trend significant at 99% confidence level (α = 0.005 per tail).

Constituent: Calcium Analysis Run 10/6/2022 11:02 AM View: Appendix III - Trend Tests
Plant Yates Client: Southern Company Data: Plant Yates AMA-R6

Sanitas™ v.9.6.35 Groundwater Stats Consulting. UG

Sen's Slope Estimator

YGWA-2I (bg)

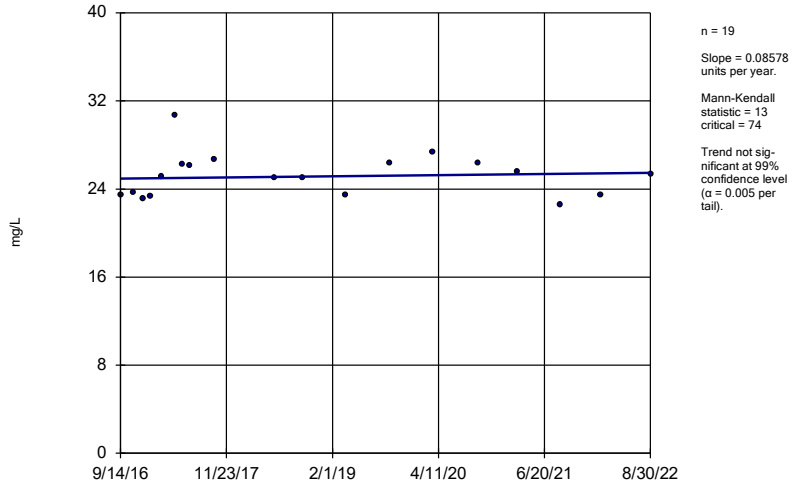

n = 19

Slope = 0.08578 units per year.

Mann-Kendall statistic = 13
critical = 74

Trend not significant at 99% confidence level (α = 0.005 per tail).

Constituent: Calcium Analysis Run 10/6/2022 11:02 AM View: Appendix III - Trend Tests
Plant Yates Client: Southern Company Data: Plant Yates AMA-R6

Sanitas™ v.9.6.35 Groundwater Stats Consulting. UG

Sen's Slope Estimator

YGWA-30I (bg)

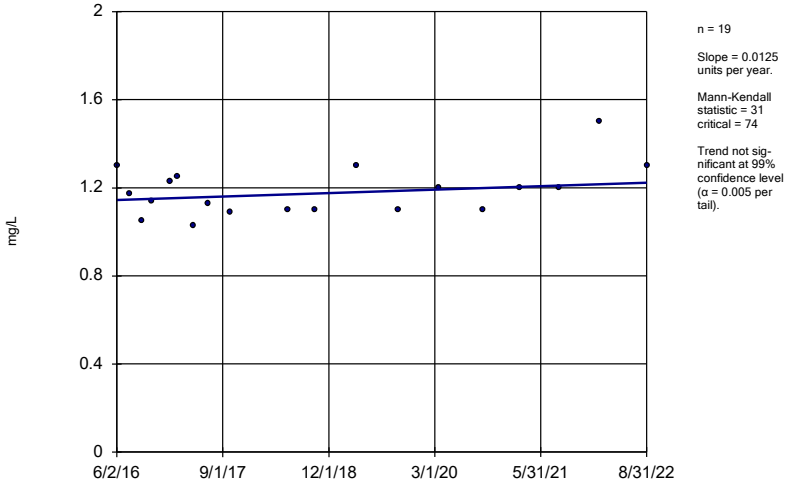

n = 19

Slope = 0.0125 units per year.

Mann-Kendall statistic = 31
critical = 74

Trend not significant at 99% confidence level (α = 0.005 per tail).

Constituent: Calcium Analysis Run 10/6/2022 11:02 AM View: Appendix III - Trend Tests
Plant Yates Client: Southern Company Data: Plant Yates AMA-R6

Sanitas™ v.9.6.35 Groundwater Stats Consulting. UG

Sen's Slope Estimator

YGWA-3D (bg)

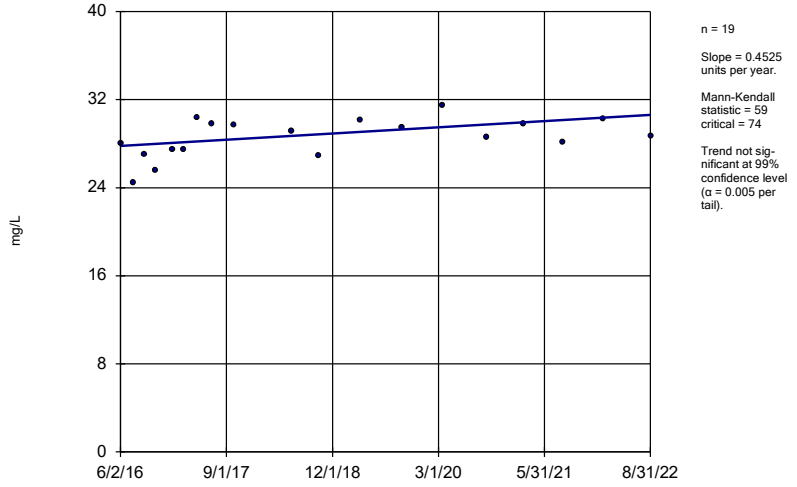

n = 19

Slope = 0.4525 units per year.

Mann-Kendall statistic = 59
critical = 74

Trend not significant at 99% confidence level (α = 0.005 per tail).

Constituent: Calcium Analysis Run 10/6/2022 11:02 AM View: Appendix III - Trend Tests
Plant Yates Client: Southern Company Data: Plant Yates AMA-R6

Sanitas™ v.9.6.35 Groundwater Stats Consulting. UG

Sen's Slope Estimator

YGWA-3I (bg)

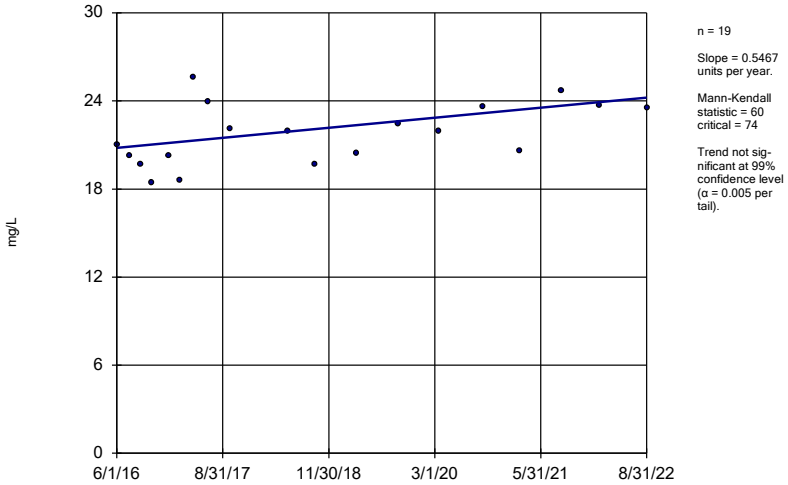

n = 19

Slope = 0.5467 units per year.

Mann-Kendall statistic = 60 critical = 74

Trend not significant at 99% confidence level (α = 0.005 per tail).

Constituent: Calcium Analysis Run 10/6/2022 11:02 AM View: Appendix III - Trend Tests

Plant Yates Client: Southern Company Data: Plant Yates AMA-R6

Sanitas™ v.9.6.35 Groundwater Stats Consulting. UG

Sen's Slope Estimator

YGWA-17S (bg)

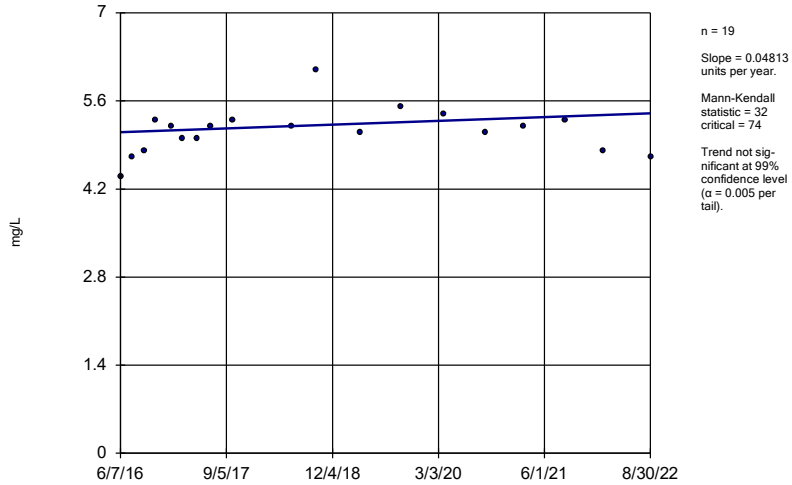

n = 19

Slope = 0.04813 units per year.

Mann-Kendall statistic = 32 critical = 74

Trend not significant at 99% confidence level (α = 0.005 per tail).

Constituent: Sulfate Analysis Run 10/6/2022 11:02 AM View: Appendix III - Trend Tests

Plant Yates Client: Southern Company Data: Plant Yates AMA-R6

Sanitas™ v.9.6.35 Groundwater Stats Consulting. UG

Hollow symbols indicate censored values.

Sen's Slope Estimator

YGWA-18I (bg)

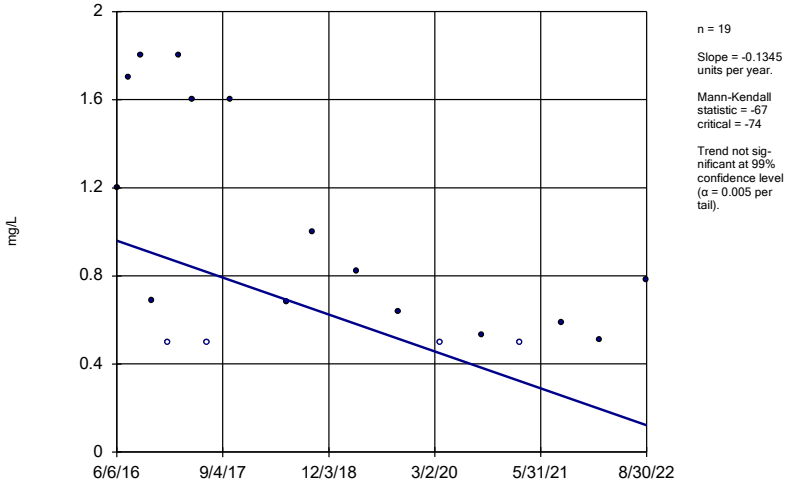

n = 19

Slope = -0.1345 units per year.

Mann-Kendall statistic = -67 critical = -74

Trend not significant at 99% confidence level (α = 0.005 per tail).

Constituent: Sulfate Analysis Run 10/6/2022 11:02 AM View: Appendix III - Trend Tests

Plant Yates Client: Southern Company Data: Plant Yates AMA-R6

Sanitas™ v.9.6.35 Groundwater Stats Consulting. UG

Hollow symbols indicate censored values.

Sen's Slope Estimator

YGWA-18S (bg)

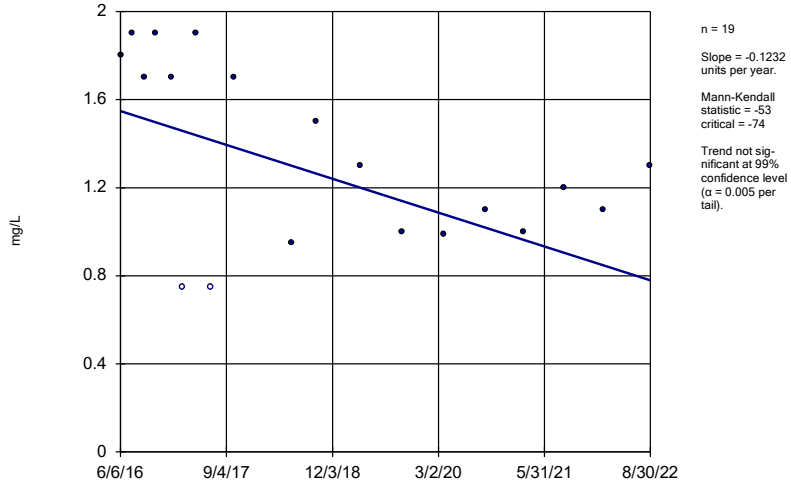

n = 19

Slope = -0.1232 units per year.

Mann-Kendall statistic = -53 critical = -74

Trend not significant at 99% confidence level (α = 0.005 per tail).

Constituent: Sulfate Analysis Run 10/6/2022 11:02 AM View: Appendix III - Trend Tests

Plant Yates Client: Southern Company Data: Plant Yates AMA-R6

Sanitas™ v.9.6.35 Groundwater Stats Consulting. UG
Hollow symbols indicate censored values.

Sen's Slope Estimator

YGWA-20S (bg)

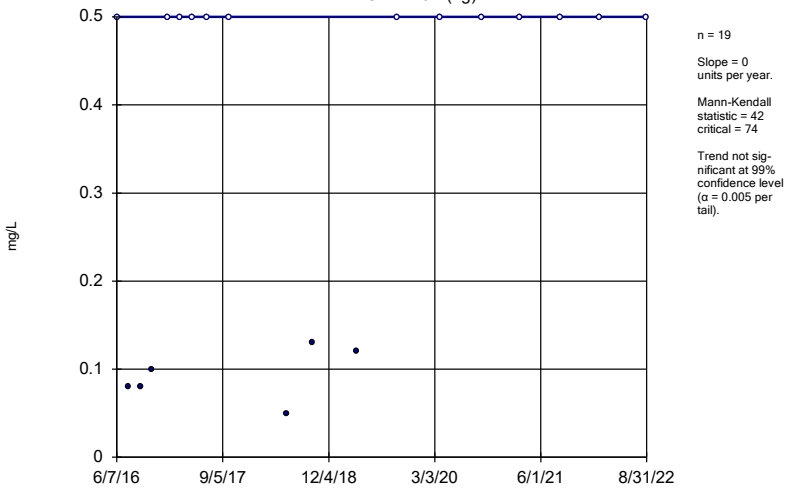

n = 19

Slope = 0 units per year.

Mann-Kendall statistic = 42
critical = 74

Trend not significant at 99% confidence level (α = 0.005 per tail).

Constituent: Sulfate Analysis Run 10/6/2022 11:02 AM View: Appendix III - Trend Tests
Plant Yates Client: Southern Company Data: Plant Yates AMA-R6

Sanitas™ v.9.6.35 Groundwater Stats Consulting. UG

Sen's Slope Estimator

YGWA-21I (bg)

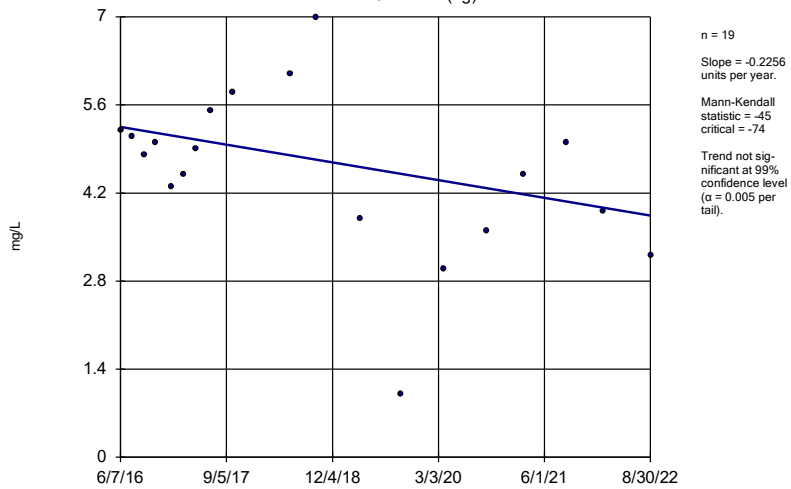

n = 19

Slope = -0.2256 units per year.

Mann-Kendall statistic = -45
critical = -74

Trend not significant at 99% confidence level (α = 0.005 per tail).

Constituent: Sulfate Analysis Run 10/6/2022 11:02 AM View: Appendix III - Trend Tests
Plant Yates Client: Southern Company Data: Plant Yates AMA-R6

Sanitas™ v.9.6.35 Groundwater Stats Consulting. UG

Sen's Slope Estimator

YGWA-39 (bg)

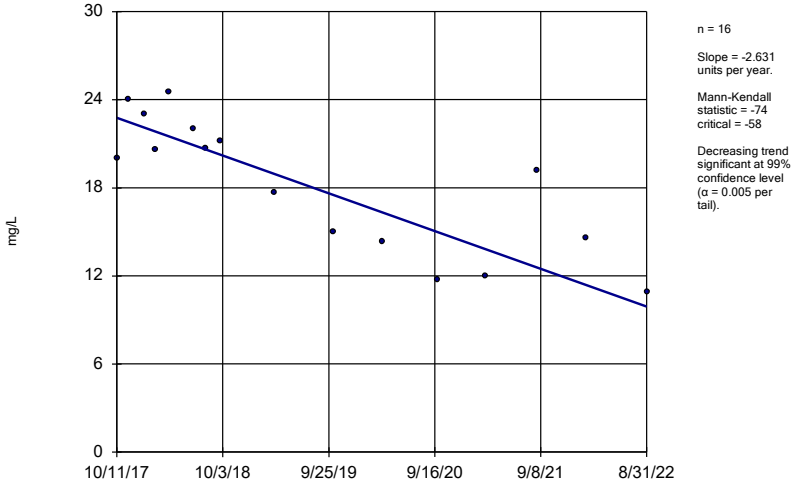

n = 16

Slope = -2.631 units per year.

Mann-Kendall statistic = -74
critical = -58

Decreasing trend significant at 99% confidence level (α = 0.005 per tail).

Constituent: Sulfate Analysis Run 10/6/2022 11:02 AM View: Appendix III - Trend Tests
Plant Yates Client: Southern Company Data: Plant Yates AMA-R6

Sanitas™ v.9.6.35 Groundwater Stats Consulting. UG

Sen's Slope Estimator

YGWA-40 (bg)

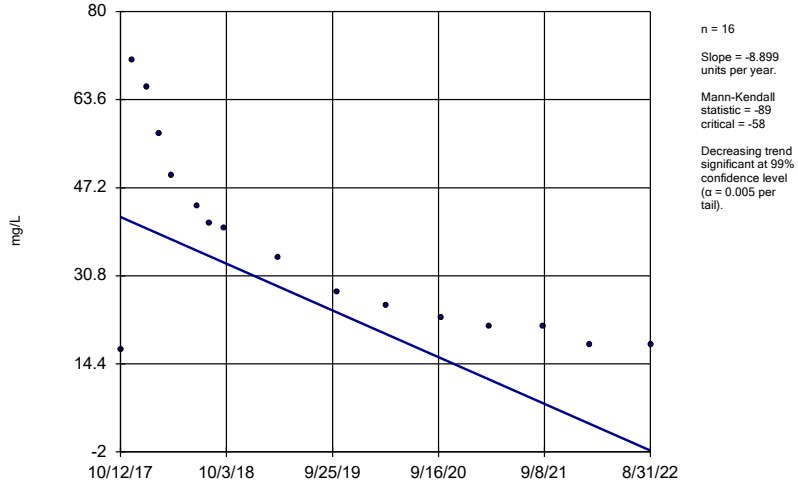

n = 16

Slope = -8.899 units per year.

Mann-Kendall statistic = -89
critical = -58

Decreasing trend significant at 99% confidence level (α = 0.005 per tail).

Constituent: Sulfate Analysis Run 10/6/2022 11:02 AM View: Appendix III - Trend Tests
Plant Yates Client: Southern Company Data: Plant Yates AMA-R6

Sen's Slope Estimator

YGWA-4I (bg)

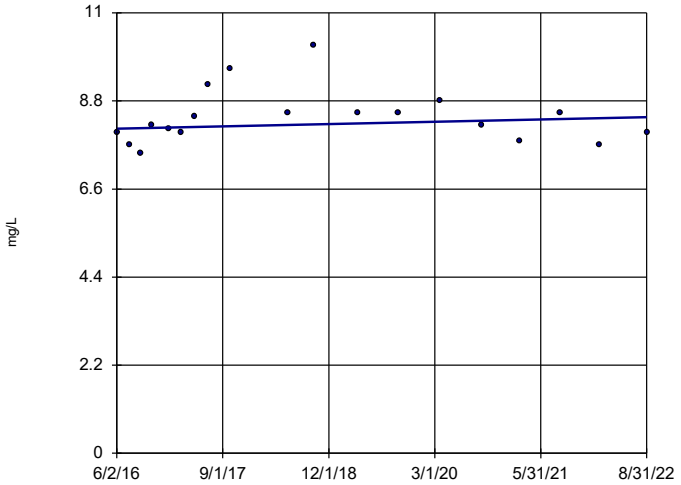

n = 19

Slope = 0.04641 units per year.

Mann-Kendall statistic = 22
critical = 74

Trend not significant at 99% confidence level (α = 0.005 per tail).

Constituent: Sulfate Analysis Run 10/6/2022 11:02 AM View: Appendix III - Trend Tests
Plant Yates Client: Southern Company Data: Plant Yates AMA-R6

Sanitas™ v.9.6.35 Groundwater Stats Consulting. UG

Sen's Slope Estimator

YGWA-5D (bg)

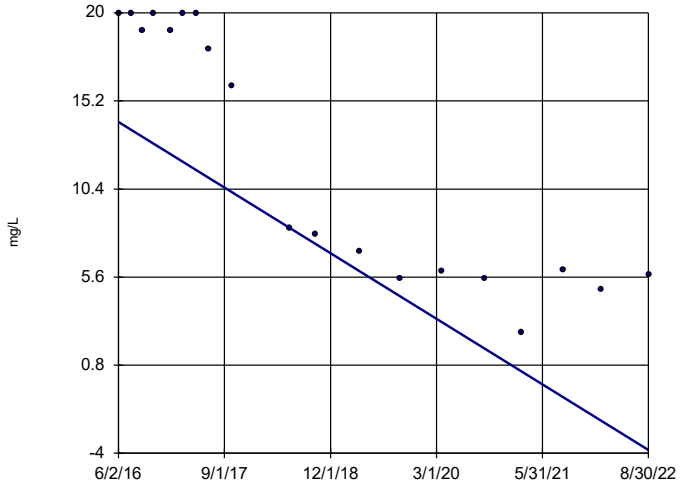

n = 19

Slope = -2.862 units per year.

Mann-Kendall statistic = -129
critical = -74

Decreasing trend significant at 99% confidence level (α = 0.005 per tail).

Constituent: Sulfate Analysis Run 10/6/2022 11:02 AM View: Appendix III - Trend Tests
Plant Yates Client: Southern Company Data: Plant Yates AMA-R6

Sanitas™ v.9.6.35 Groundwater Stats Consulting. UG

Sen's Slope Estimator

YGWA-5I (bg)

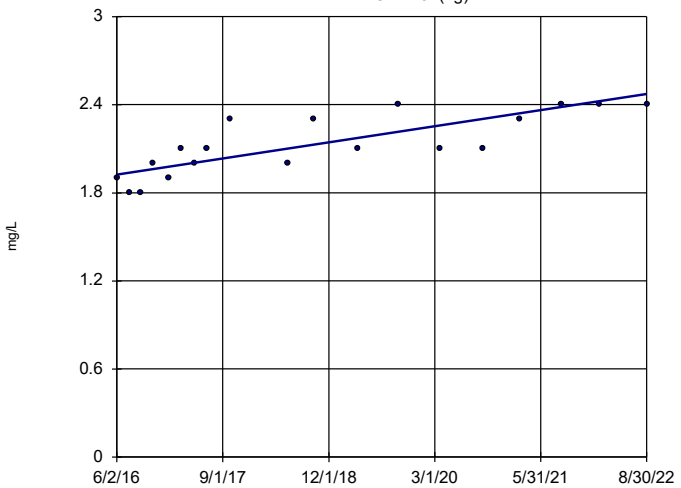

n = 19

Slope = 0.08795 units per year.

Mann-Kendall statistic = 115
critical = 74

Increasing trend significant at 99% confidence level (α = 0.005 per tail).

Constituent: Sulfate Analysis Run 10/6/2022 11:02 AM View: Appendix III - Trend Tests
Plant Yates Client: Southern Company Data: Plant Yates AMA-R6

Sanitas™ v.9.6.35 Groundwater Stats Consulting. UG

Sen's Slope Estimator

YGWC-38

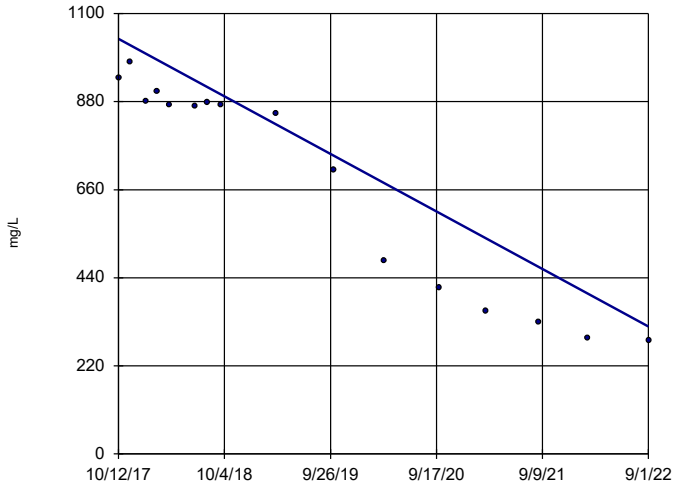

n = 16

Slope = -146.8 units per year.

Mann-Kendall statistic = -109
critical = -58

Decreasing trend significant at 99% confidence level (α = 0.005 per tail).

Constituent: Sulfate Analysis Run 10/6/2022 11:02 AM View: Appendix III - Trend Tests
Plant Yates Client: Southern Company Data: Plant Yates AMA-R6

Sen's Slope Estimator

YGWC-42

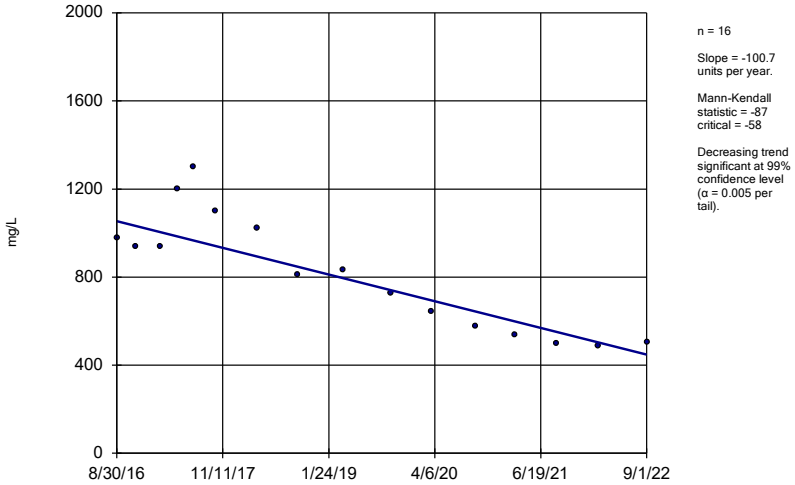

n = 16

Slope = -100.7 units per year.

Mann-Kendall statistic = -87 critical = -58

Decreasing trend significant at 99% confidence level (α = 0.005 per tail).

Constituent: Sulfate Analysis Run 10/6/2022 11:02 AM View: Appendix III - Trend Tests

Plant Yates Client: Southern Company Data: Plant Yates AMA-R6

Sanitas™ v.9.6.35 Groundwater Stats Consulting. UG

Sen's Slope Estimator

YGWC-43

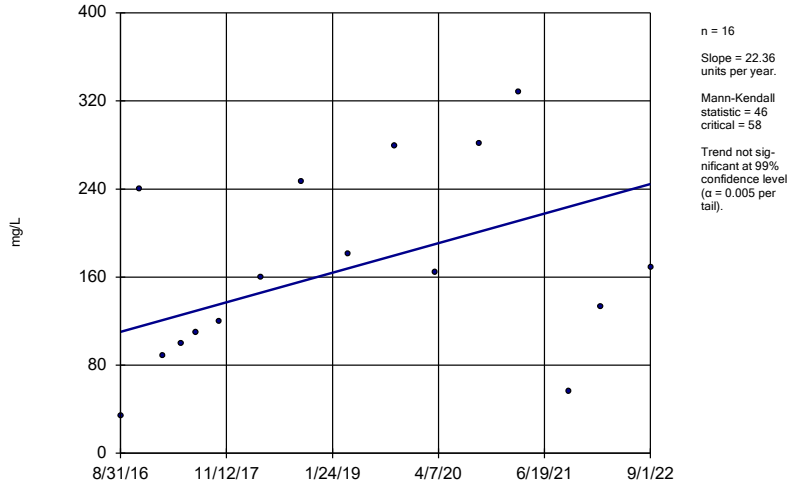

n = 16

Slope = 22.36 units per year.

Mann-Kendall statistic = 46 critical = 58

Trend not significant at 99% confidence level (α = 0.005 per tail).

Constituent: Sulfate Analysis Run 10/6/2022 11:02 AM View: Appendix III - Trend Tests

Plant Yates Client: Southern Company Data: Plant Yates AMA-R6

Sanitas™ v.9.6.35 Groundwater Stats Consulting. UG

Sen's Slope Estimator

YGWA-47 (bg)

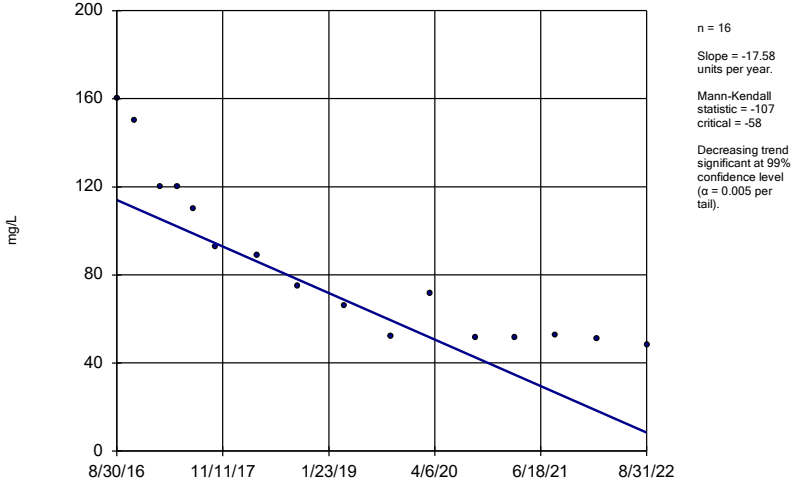

n = 16

Slope = -17.58 units per year.

Mann-Kendall statistic = -107 critical = -58

Decreasing trend significant at 99% confidence level (α = 0.005 per tail).

Constituent: Sulfate Analysis Run 10/6/2022 11:02 AM View: Appendix III - Trend Tests

Plant Yates Client: Southern Company Data: Plant Yates AMA-R6

Sanitas™ v.9.6.35 Groundwater Stats Consulting. UG

Sen's Slope Estimator

GWA-2 (bg)

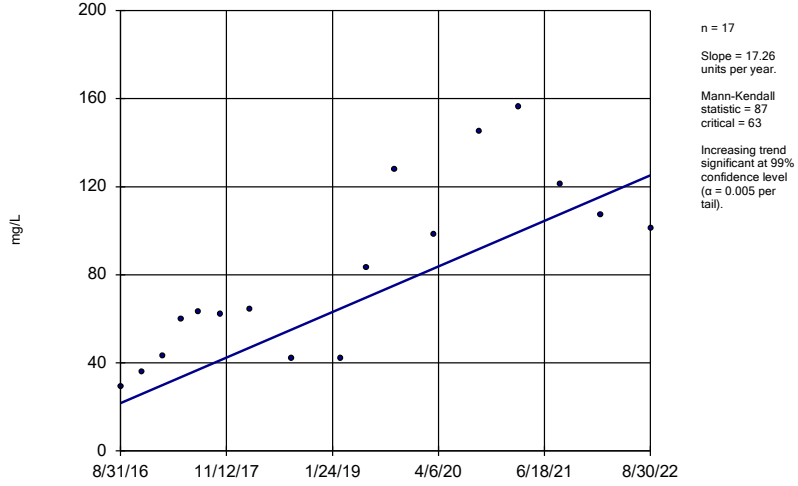

n = 17

Slope = 17.26 units per year.

Mann-Kendall statistic = 87 critical = 63

Increasing trend significant at 99% confidence level (α = 0.005 per tail).

Constituent: Sulfate Analysis Run 10/6/2022 11:02 AM View: Appendix III - Trend Tests

Plant Yates Client: Southern Company Data: Plant Yates AMA-R6

Sen's Slope Estimator

YGWA-14S (bg)

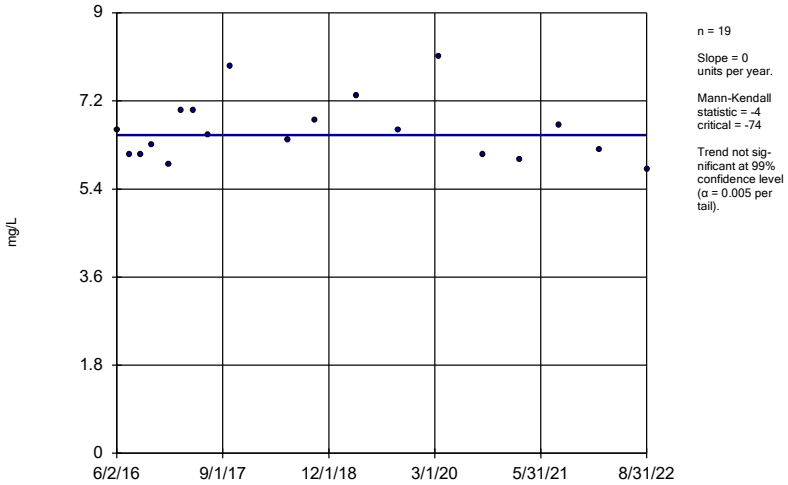

n = 19

Slope = 0 units per year.

Mann-Kendall statistic = -4 critical = -74

Trend not significant at 99% confidence level (α = 0.005 per tail).

Constituent: Sulfate Analysis Run 10/6/2022 11:02 AM View: Appendix III - Trend Tests

Plant Yates Client: Southern Company Data: Plant Yates AMA-R6

Sanitas™ v.9.6.35 Groundwater Stats Consulting. UG

Sen's Slope Estimator

YGWA-1D (bg)

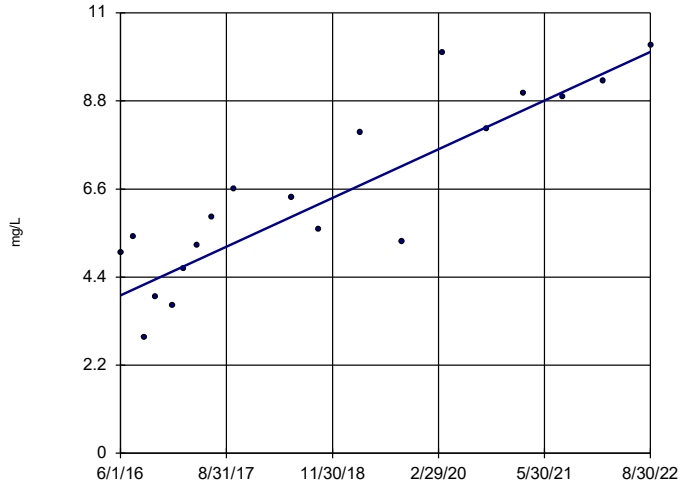

n = 19

Slope = 0.9733 units per year.

Mann-Kendall statistic = 121 critical = 74

Increasing trend significant at 99% confidence level (α = 0.005 per tail).

Constituent: Sulfate Analysis Run 10/6/2022 11:02 AM View: Appendix III - Trend Tests

Plant Yates Client: Southern Company Data: Plant Yates AMA-R6

Sanitas™ v.9.6.35 Groundwater Stats Consulting. UG

Sen's Slope Estimator

YGWA-1I (bg)

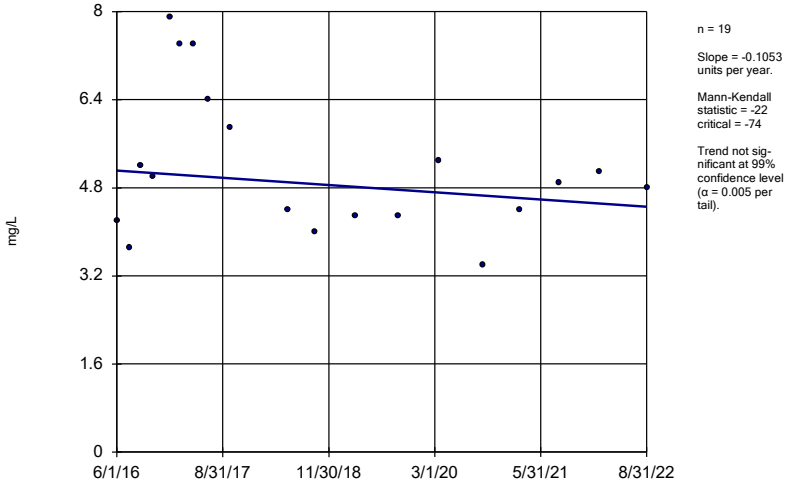

n = 19

Slope = -0.1053 units per year.

Mann-Kendall statistic = -22 critical = -74

Trend not significant at 99% confidence level (α = 0.005 per tail).

Constituent: Sulfate Analysis Run 10/6/2022 11:02 AM View: Appendix III - Trend Tests

Plant Yates Client: Southern Company Data: Plant Yates AMA-R6

Sanitas™ v.9.6.35 Groundwater Stats Consulting. UG

Sen's Slope Estimator

YGWA-2I (bg)

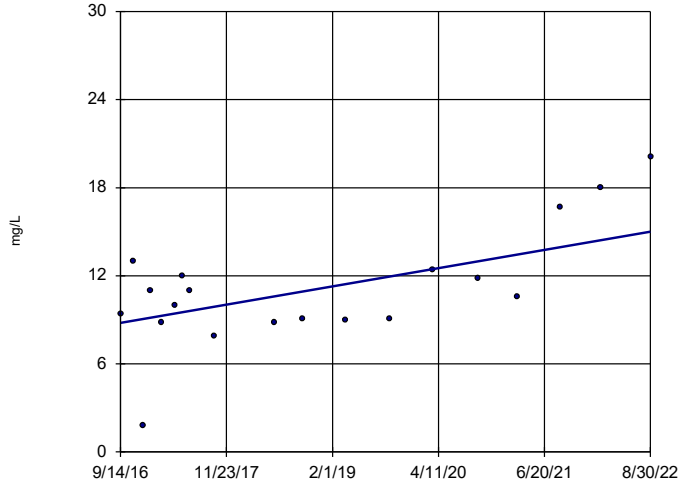

n = 19

Slope = 1.041 units per year.

Mann-Kendall statistic = 62 critical = 74

Trend not significant at 99% confidence level (α = 0.005 per tail).

Constituent: Sulfate Analysis Run 10/6/2022 11:02 AM View: Appendix III - Trend Tests

Plant Yates Client: Southern Company Data: Plant Yates AMA-R6

Sanitas™ v.9.6.35 Groundwater Stats Consulting. UG
Hollow symbols indicate censored values.

Sen's Slope Estimator

YGWA-30I (bg)

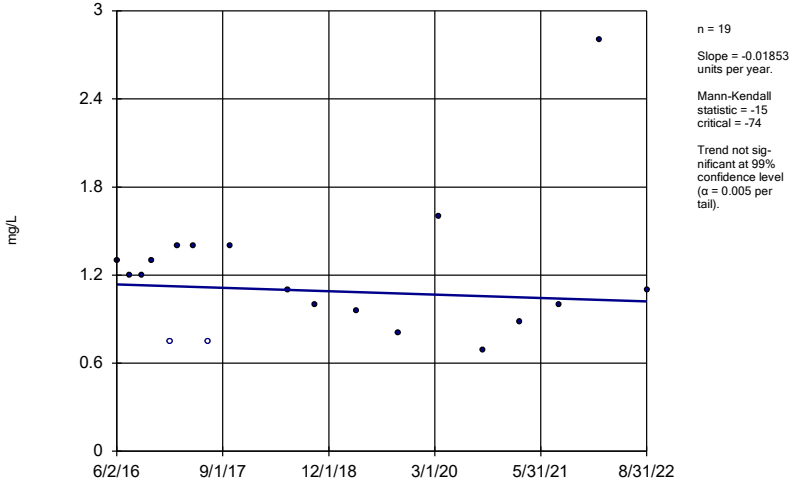

n = 19

Slope = -0.01853 units per year.

Mann-Kendall statistic = -15
critical = -74

Trend not significant at 99% confidence level (α = 0.005 per tail).

Constituent: Sulfate Analysis Run 10/6/2022 11:02 AM View: Appendix III - Trend Tests
Plant Yates Client: Southern Company Data: Plant Yates AMA-R6

Sanitas™ v.9.6.35 Groundwater Stats Consulting. UG

Sen's Slope Estimator

YGWA-3D (bg)

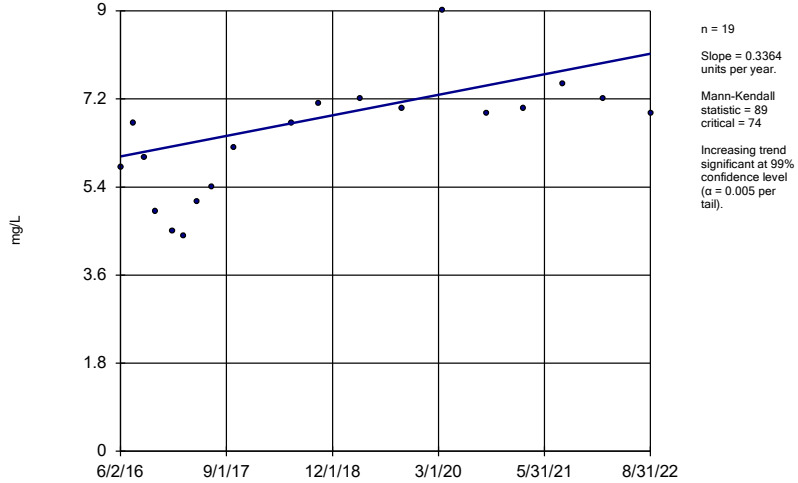

n = 19

Slope = 0.3364 units per year.

Mann-Kendall statistic = 89
critical = 74

Increasing trend significant at 99% confidence level (α = 0.005 per tail).

Constituent: Sulfate Analysis Run 10/6/2022 11:03 AM View: Appendix III - Trend Tests
Plant Yates Client: Southern Company Data: Plant Yates AMA-R6

Sanitas™ v.9.6.35 Groundwater Stats Consulting. UG

Sen's Slope Estimator

YGWA-3I (bg)

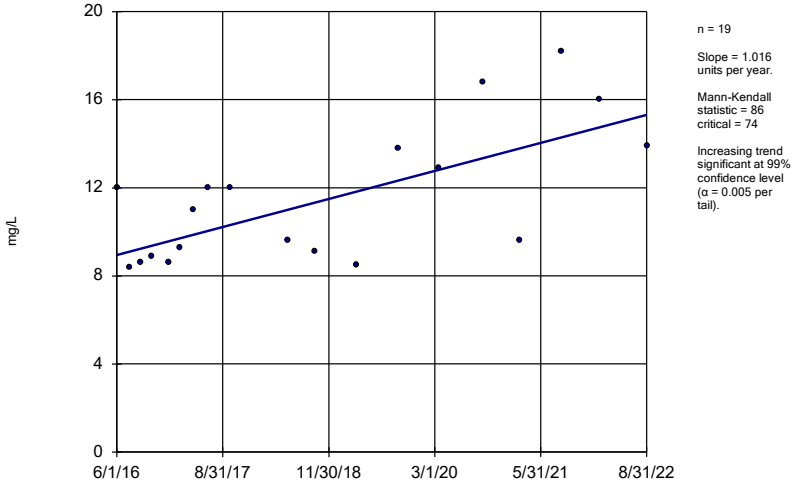

n = 19

Slope = 1.016 units per year.

Mann-Kendall statistic = 86
critical = 74

Increasing trend significant at 99% confidence level (α = 0.005 per tail).

Constituent: Sulfate Analysis Run 10/6/2022 11:03 AM View: Appendix III - Trend Tests
Plant Yates Client: Southern Company Data: Plant Yates AMA-R6

Sanitas™ v.9.6.35 Groundwater Stats Consulting. UG

Sen's Slope Estimator

YGWA-17S (bg)

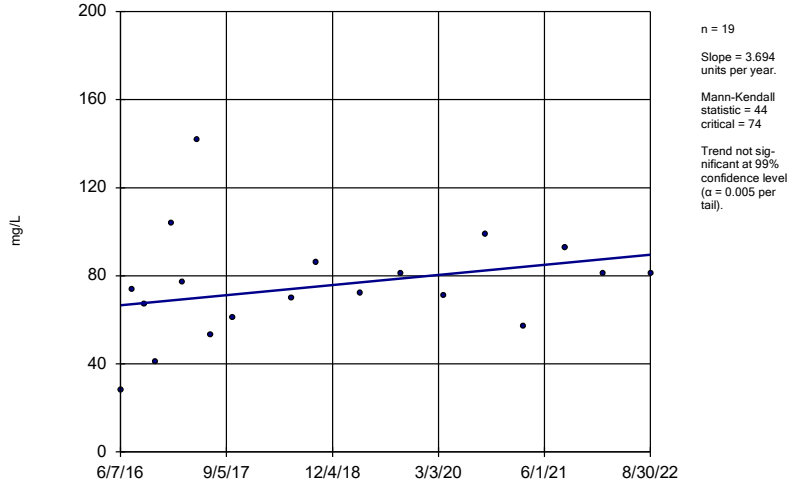

n = 19

Slope = 3.694 units per year.

Mann-Kendall statistic = 44
critical = 74

Trend not significant at 99% confidence level (α = 0.005 per tail).

Constituent: Total Dissolved Solids Analysis Run 10/6/2022 11:03 AM View: Appendix III - Trend Tests
Plant Yates Client: Southern Company Data: Plant Yates AMA-R6

Sen's Slope Estimator

YGWA-18I (bg)

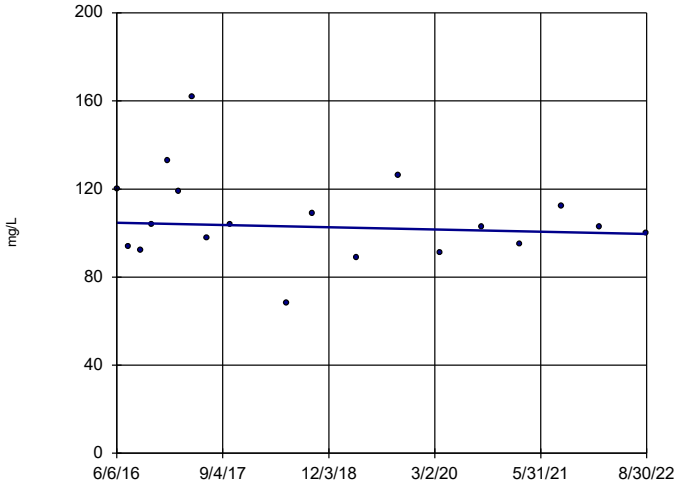

n = 19

Slope = -0.8196 units per year.

Mann-Kendall statistic = -19
critical = -74

Trend not significant at 99% confidence level (α = 0.005 per tail).

Constituent: Total Dissolved Solids Analysis Run 10/6/2022 11:03 AM View: Appendix III - Trend Tests
Plant Yates Client: Southern Company Data: Plant Yates AMA-R6

Sanitas™ v.9.6.35 Groundwater Stats Consulting. UG

Sen's Slope Estimator

YGWA-18S (bg)

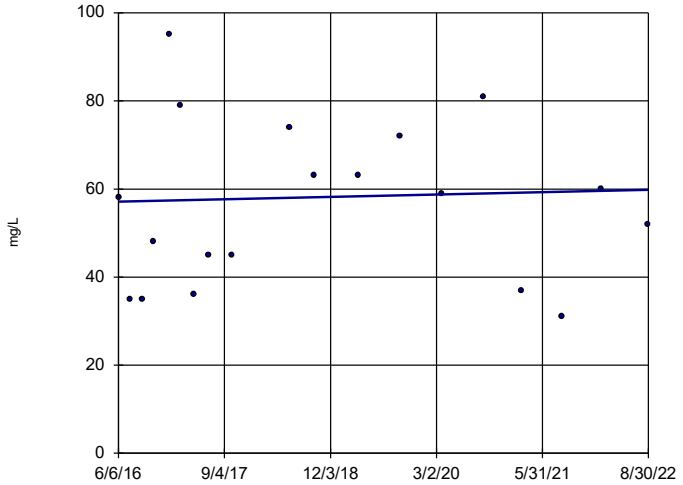

n = 19

Slope = 0.4345 units per year.

Mann-Kendall statistic = 10
critical = 74

Trend not significant at 99% confidence level (α = 0.005 per tail).

Constituent: Total Dissolved Solids Analysis Run 10/6/2022 11:03 AM View: Appendix III - Trend Tests
Plant Yates Client: Southern Company Data: Plant Yates AMA-R6

Sanitas™ v.9.6.35 Groundwater Stats Consulting. UG

Sen's Slope Estimator

YGWA-20S (bg)

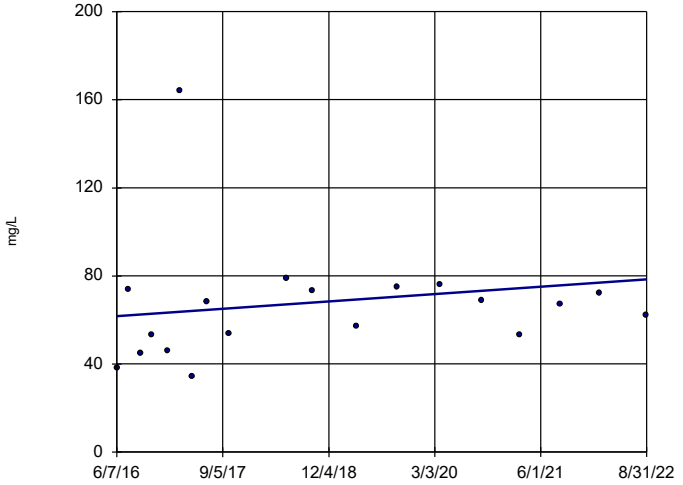

n = 19

Slope = 2.688 units per year.

Mann-Kendall statistic = 34
critical = 74

Trend not significant at 99% confidence level (α = 0.005 per tail).

Constituent: Total Dissolved Solids Analysis Run 10/6/2022 11:03 AM View: Appendix III - Trend Tests
Plant Yates Client: Southern Company Data: Plant Yates AMA-R6

Sanitas™ v.9.6.35 Groundwater Stats Consulting. UG

Sen's Slope Estimator

YGWA-21I (bg)

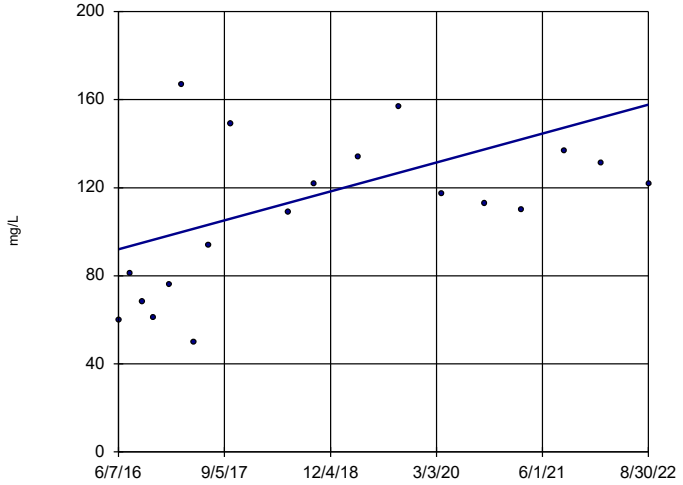

n = 19

Slope = 10.54 units per year.

Mann-Kendall statistic = 68
critical = 74

Trend not significant at 99% confidence level (α = 0.005 per tail).

Constituent: Total Dissolved Solids Analysis Run 10/6/2022 11:03 AM View: Appendix III - Trend Tests
Plant Yates Client: Southern Company Data: Plant Yates AMA-R6

Sen's Slope Estimator

YGWA-39 (bg)

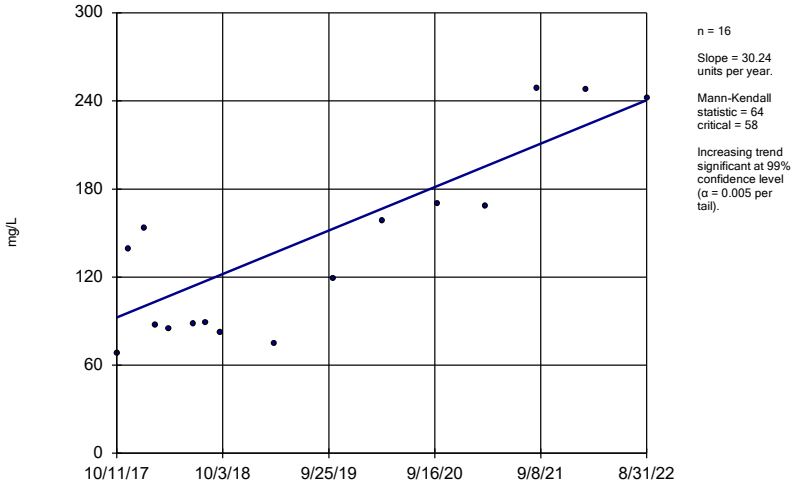

n = 16

Slope = 30.24 units per year.

Mann-Kendall statistic = 64
critical = 58

Increasing trend significant at 99% confidence level (α = 0.005 per tail).

Constituent: Total Dissolved Solids Analysis Run 10/6/2022 11:03 AM View: Appendix III - Trend Tests
Plant Yates Client: Southern Company Data: Plant Yates AMA-R6

Sanitas™ v.9.6.35 Groundwater Stats Consulting. UG

Sen's Slope Estimator

YGWA-40 (bg)

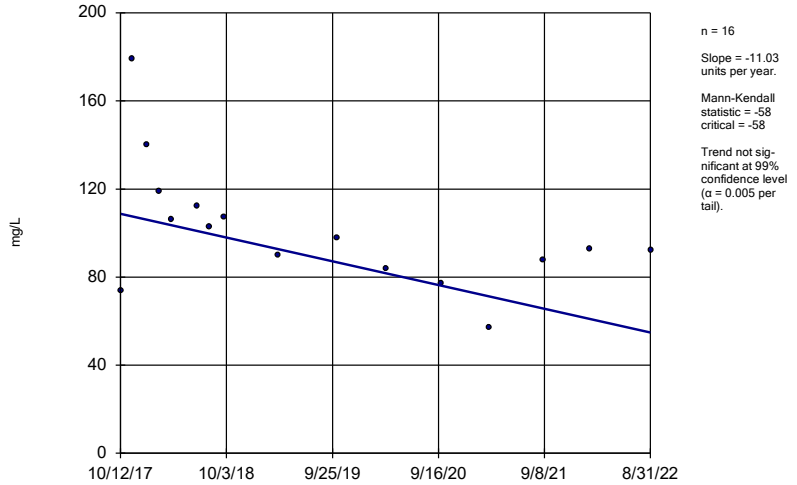

n = 16

Slope = -11.03 units per year.

Mann-Kendall statistic = -58
critical = -58

Trend not significant at 99% confidence level (α = 0.005 per tail).

Constituent: Total Dissolved Solids Analysis Run 10/6/2022 11:03 AM View: Appendix III - Trend Tests
Plant Yates Client: Southern Company Data: Plant Yates AMA-R6

Sanitas™ v.9.6.35 Groundwater Stats Consulting. UG

Sen's Slope Estimator

YGWA-4I (bg)

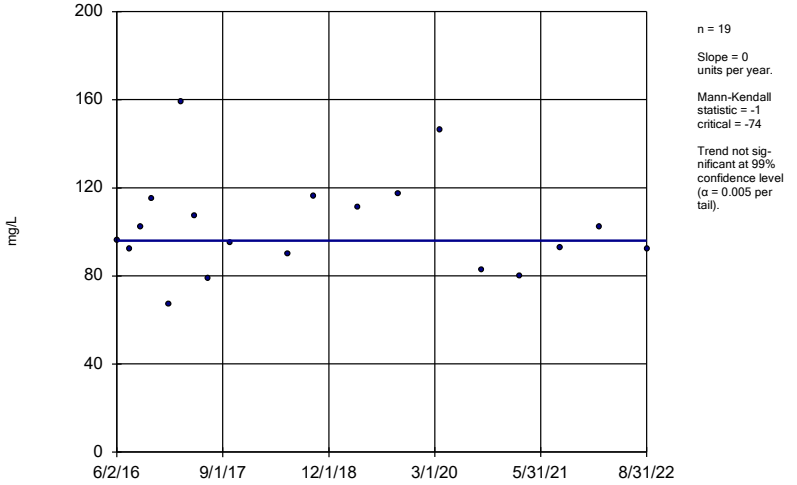

n = 19

Slope = 0 units per year.

Mann-Kendall statistic = -1
critical = -74

Trend not significant at 99% confidence level (α = 0.005 per tail).

Constituent: Total Dissolved Solids Analysis Run 10/6/2022 11:03 AM View: Appendix III - Trend Tests
Plant Yates Client: Southern Company Data: Plant Yates AMA-R6

Sanitas™ v.9.6.35 Groundwater Stats Consulting. UG

Sen's Slope Estimator

YGWA-5D (bg)

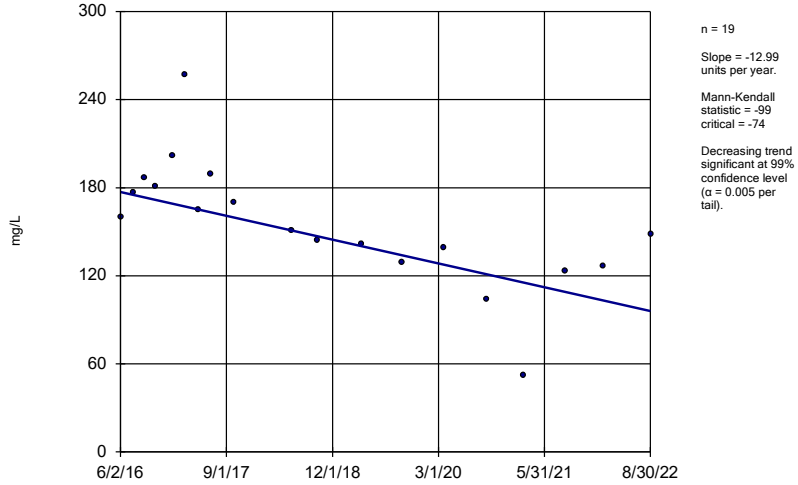

n = 19

Slope = -12.99 units per year.

Mann-Kendall statistic = -99
critical = -74

Decreasing trend significant at 99% confidence level (α = 0.005 per tail).

Constituent: Total Dissolved Solids Analysis Run 10/6/2022 11:03 AM View: Appendix III - Trend Tests
Plant Yates Client: Southern Company Data: Plant Yates AMA-R6

Sen's Slope Estimator

YGWA-5I (bg)

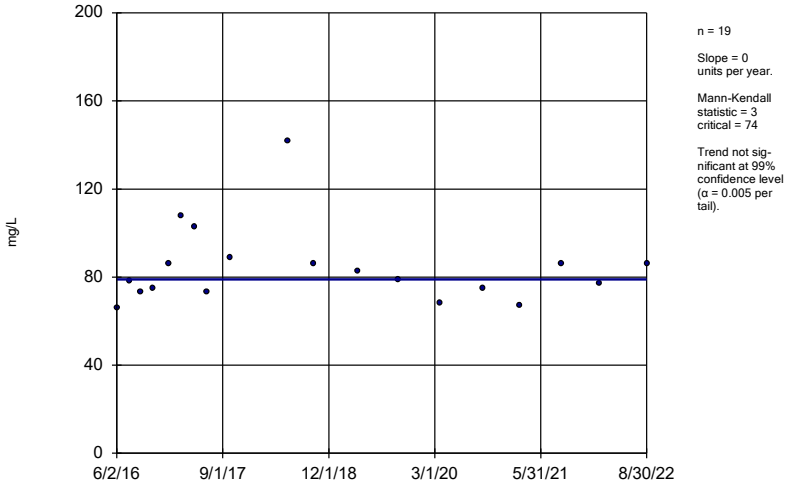

n = 19

Slope = 0 units per year.

Mann-Kendall statistic = 3
critical = 74

Trend not significant at 99% confidence level (α = 0.005 per tail).

Constituent: Total Dissolved Solids Analysis Run 10/6/2022 11:03 AM View: Appendix III - Trend Tests
Plant Yates Client: Southern Company Data: Plant Yates AMA-R6

Sanitas™ v.9.6.35 Groundwater Stats Consulting. UG

Sen's Slope Estimator

YGWC-38

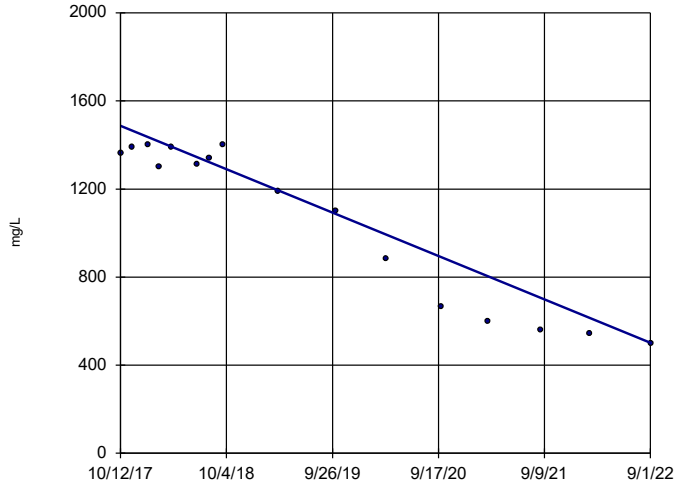

n = 16

Slope = -201.4 units per year.

Mann-Kendall statistic = -90
critical = -58

Decreasing trend significant at 99% confidence level (α = 0.005 per tail).

Constituent: Total Dissolved Solids Analysis Run 10/6/2022 11:03 AM View: Appendix III - Trend Tests
Plant Yates Client: Southern Company Data: Plant Yates AMA-R6

Sanitas™ v.9.6.35 Groundwater Stats Consulting. UG

Sen's Slope Estimator

YGWC-42

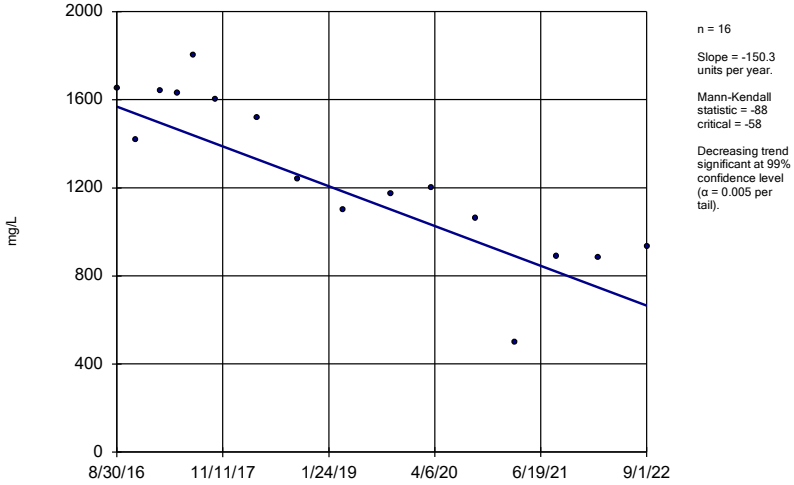

n = 16

Slope = -150.3 units per year.

Mann-Kendall statistic = -88
critical = -58

Decreasing trend significant at 99% confidence level (α = 0.005 per tail).

Constituent: Total Dissolved Solids Analysis Run 10/6/2022 11:03 AM View: Appendix III - Trend Tests
Plant Yates Client: Southern Company Data: Plant Yates AMA-R6

Sanitas™ v.9.6.35 Groundwater Stats Consulting. UG

Sen's Slope Estimator

YGWC-43

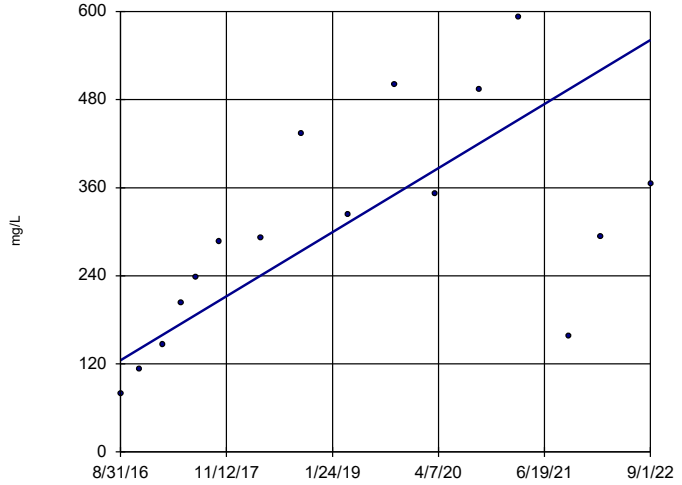

n = 16

Slope = 72.67 units per year.

Mann-Kendall statistic = 72
critical = 58

Increasing trend significant at 99% confidence level (α = 0.005 per tail).

Constituent: Total Dissolved Solids Analysis Run 10/6/2022 11:03 AM View: Appendix III - Trend Tests
Plant Yates Client: Southern Company Data: Plant Yates AMA-R6

Sen's Slope Estimator

YGWA-47 (bg)

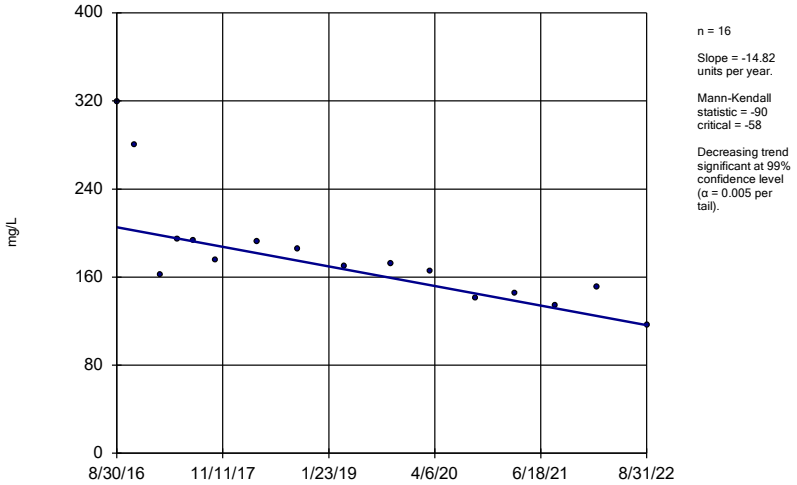

n = 16

Slope = -14.82 units per year.

Mann-Kendall statistic = -90 critical = -58

Decreasing trend significant at 99% confidence level (α = 0.005 per tail).

Constituent: Total Dissolved Solids Analysis Run 10/6/2022 11:03 AM View: Appendix III - Trend Tests

Plant Yates Client: Southern Company Data: Plant Yates AMA-R6

Sanitas™ v.9.6.35 Groundwater Stats Consulting. UG

Sen's Slope Estimator

GWA-2 (bg)

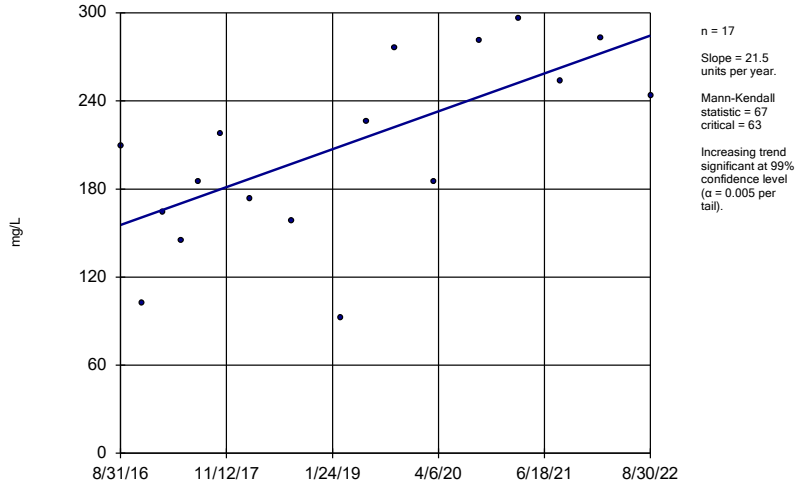

n = 17

Slope = 21.5 units per year.

Mann-Kendall statistic = 67 critical = 63

Increasing trend significant at 99% confidence level (α = 0.005 per tail).

Constituent: Total Dissolved Solids Analysis Run 10/6/2022 11:03 AM View: Appendix III - Trend Tests

Plant Yates Client: Southern Company Data: Plant Yates AMA-R6

Sanitas™ v.9.6.35 Groundwater Stats Consulting. UG

Sen's Slope Estimator

YGWA-14S (bg)

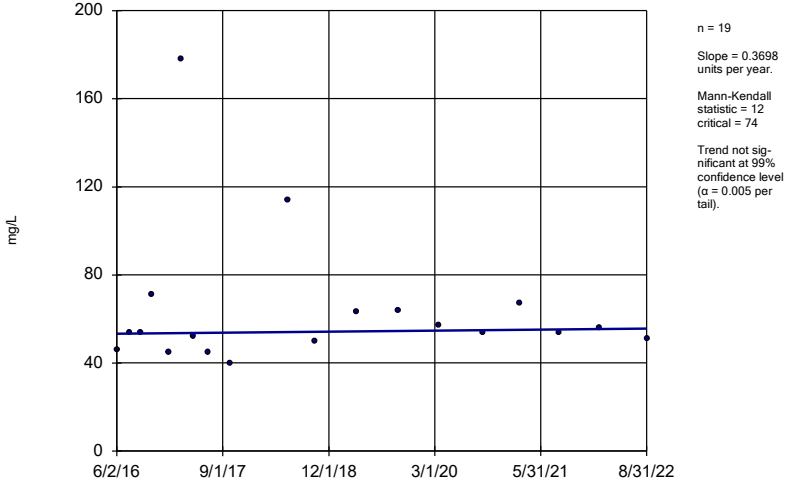

n = 19

Slope = 0.3698 units per year.

Mann-Kendall statistic = 12 critical = 74

Trend not sig-nificant at 99% confidence level (α = 0.005 per tail).

Constituent: Total Dissolved Solids Analysis Run 10/6/2022 11:03 AM View: Appendix III - Trend Tests

Plant Yates Client: Southern Company Data: Plant Yates AMA-R6

Sanitas™ v.9.6.35 Groundwater Stats Consulting. UG

Sen's Slope Estimator

YGWA-1D (bg)

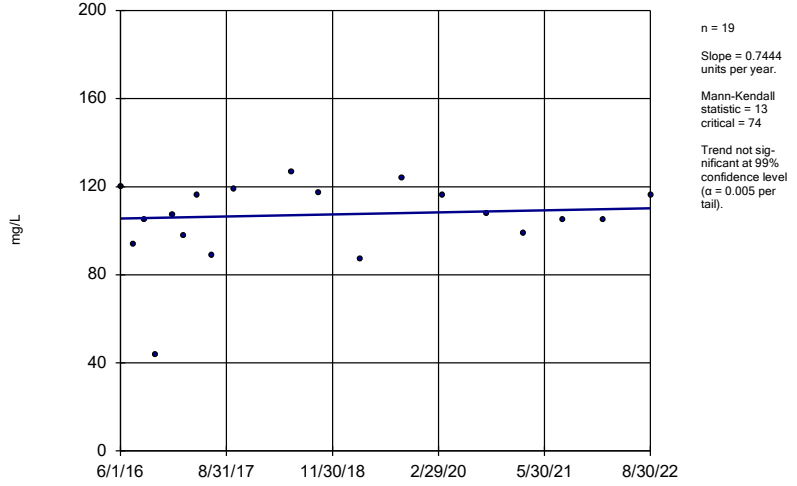

n = 19

Slope = 0.7444 units per year.

Mann-Kendall statistic = 13 critical = 74

Trend not sig-nificant at 99% confidence level (α = 0.005 per tail).

Constituent: Total Dissolved Solids Analysis Run 10/6/2022 11:03 AM View: Appendix III - Trend Tests

Plant Yates Client: Southern Company Data: Plant Yates AMA-R6

Sanitas™ v.9.6.35 Groundwater Stats Consulting. UG

Sen's Slope Estimator

YGWA-1I (bg)

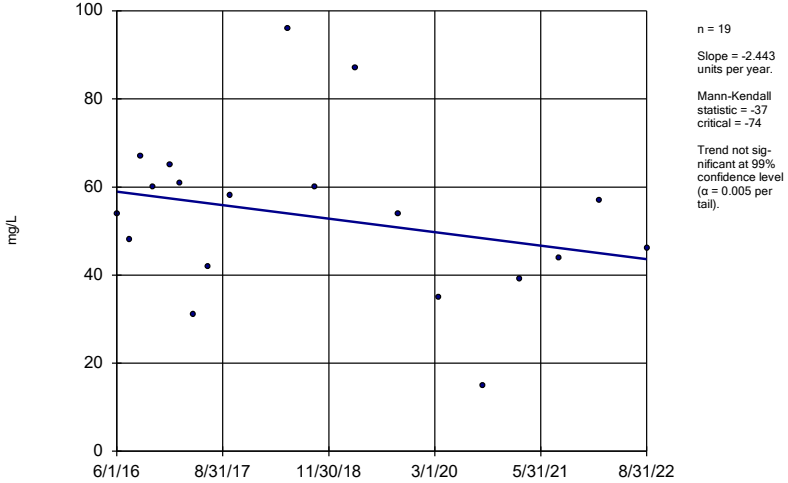

n = 19

Slope = -2.443 units per year.

Mann-Kendall statistic = -37 critical = -74

Trend not significant at 99% confidence level (α = 0.005 per tail).

Constituent: Total Dissolved Solids Analysis Run 10/6/2022 11:03 AM View: Appendix III - Trend Tests

Plant Yates Client: Southern Company Data: Plant Yates AMA-R6

Sanitas™ v.9.6.35 Groundwater Stats Consulting. UG

Sen's Slope Estimator

YGWA-2I (bg)

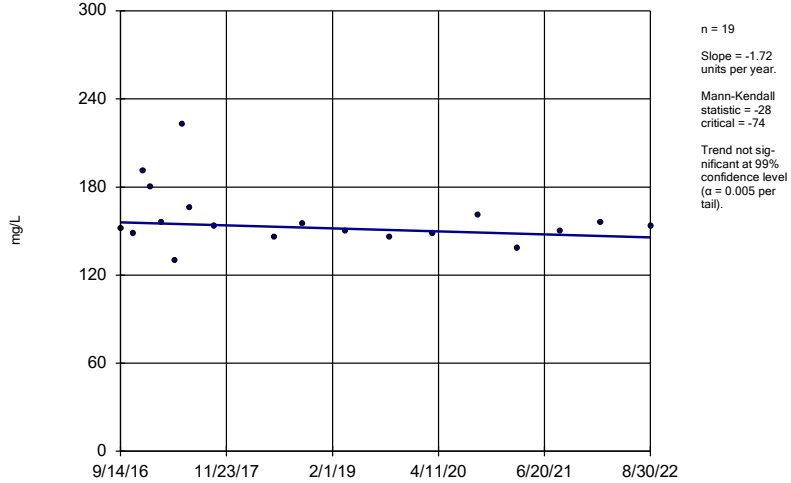

n = 19

Slope = -1.72 units per year.

Mann-Kendall statistic = -28 critical = -74

Trend not significant at 99% confidence level (α = 0.005 per tail).

Constituent: Total Dissolved Solids Analysis Run 10/6/2022 11:03 AM View: Appendix III - Trend Tests

Plant Yates Client: Southern Company Data: Plant Yates AMA-R6

Sanitas™ v.9.6.35 Groundwater Stats Consulting. UG

Hollow symbols indicate censored values.

Sen's Slope Estimator

YGWA-30I (bg)

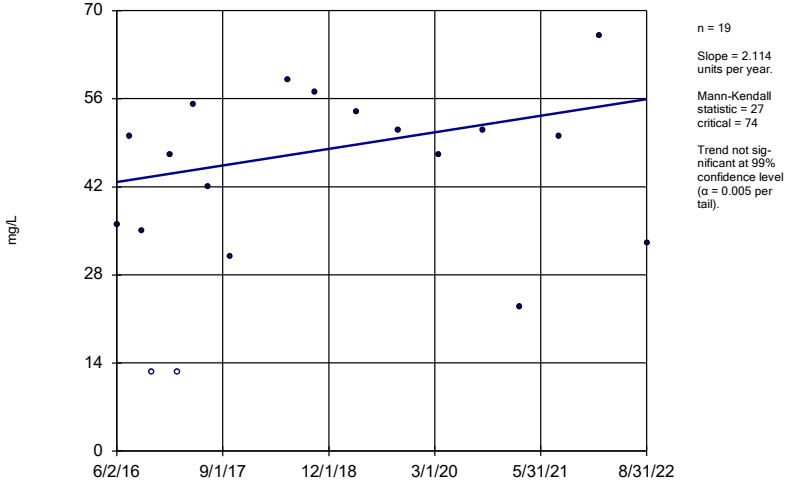

n = 19

Slope = 2.114 units per year.

Mann-Kendall statistic = 27 critical = 74

Trend not significant at 99% confidence level (α = 0.005 per tail).

Constituent: Total Dissolved Solids Analysis Run 10/6/2022 11:03 AM View: Appendix III - Trend Tests

Plant Yates Client: Southern Company Data: Plant Yates AMA-R6

Sanitas™ v.9.6.35 Groundwater Stats Consulting. UG

Sen's Slope Estimator

YGWA-3D (bg)

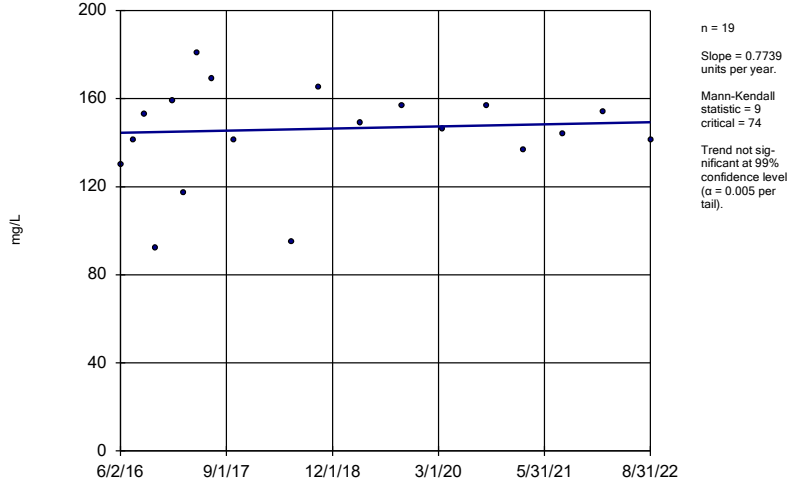

n = 19

Slope = 0.7739 units per year.

Mann-Kendall statistic = 9 critical = 74

Trend not significant at 99% confidence level (α = 0.005 per tail).

Constituent: Total Dissolved Solids Analysis Run 10/6/2022 11:03 AM View: Appendix III - Trend Tests

Plant Yates Client: Southern Company Data: Plant Yates AMA-R6

Sen's Slope Estimator

YGWA-3I (bg)

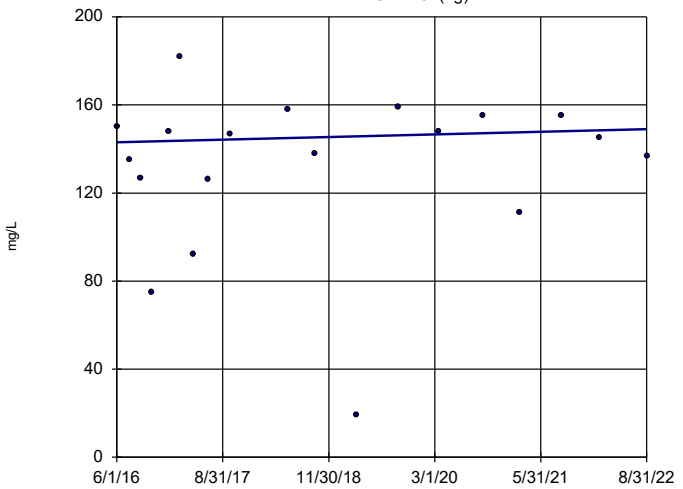

n = 19

Slope = 0.954 units per year.

Mann-Kendall statistic = 9 critical = 74

Trend not significant at 99% confidence level (α = 0.005 per tail).

Constituent: Total Dissolved Solids Analysis Run 10/6/2022 11:03 AM View: Appendix III - Trend Tests

Plant Yates Client: Southern Company Data: Plant Yates AMA-R6

FIGURE F.

Upper Tolerance Limit Summary Table

Plant Yates Client: Southern Company Data: Plant Yates AMA-R6 Printed 10/6/2022, 11:07 AM

Constituent	Well	Upper Lim.	Lower Lim.	Date	Observ.	Sig.	Bg N	Bg Mean	Std. Dev.	%NDs	ND Adj.	Transform	Alpha	Method
Antimony (mg/L)	n/a	0.0047	n/a	n/a	n/a	n/a	372	n/a	n/a	87.63	n/a	n/a	NaN	NP Inter(NDs)
Arsenic (mg/L)	n/a	0.005	n/a	n/a	n/a	n/a	420	n/a	n/a	74.76	n/a	n/a	NaN	NP Inter(NDs)
Barium (mg/L)	n/a	0.071	n/a	n/a	n/a	n/a	420	n/a	n/a	2.619	n/a	n/a	NaN	NP Inter(normality)
Beryllium (mg/L)	n/a	0.0005	n/a	n/a	n/a	n/a	404	n/a	n/a	80.2	n/a	n/a	NaN	NP Inter(NDs)
Cadmium (mg/L)	n/a	0.00063	n/a	n/a	n/a	n/a	404	n/a	n/a	95.54	n/a	n/a	NaN	NP Inter(NDs)
Chromium (mg/L)	n/a	0.0093	n/a	n/a	n/a	n/a	372	n/a	n/a	80.11	n/a	n/a	NaN	NP Inter(NDs)
Cobalt (mg/L)	n/a	0.035	n/a	n/a	n/a	n/a	414	n/a	n/a	69.32	n/a	n/a	NaN	NP Inter(NDs)
Combined Radium 226 + 228 (pCi/L)	n/a	6.92	n/a	n/a	n/a	n/a	399	n/a	n/a	0	n/a	n/a	NaN	NP Inter(normality)
Fluoride (mg/L)	n/a	0.68	n/a	n/a	n/a	n/a	419	n/a	n/a	65.63	n/a	n/a	NaN	NP Inter(NDs)
Lead (mg/L)	n/a	0.0013	n/a	n/a	n/a	n/a	374	n/a	n/a	85.29	n/a	n/a	NaN	NP Inter(NDs)
Lithium (mg/L)	n/a	0.03	n/a	n/a	n/a	n/a	399	n/a	n/a	26.32	n/a	n/a	NaN	NP Inter(normality)
Mercury (mg/L)	n/a	0.00064	n/a	n/a	n/a	n/a	328	n/a	n/a	93.29	n/a	n/a	NaN	NP Inter(NDs)
Molybdenum (mg/L)	n/a	0.014	n/a	n/a	n/a	n/a	363	n/a	n/a	60.33	n/a	n/a	NaN	NP Inter(NDs)
Selenium (mg/L)	n/a	0.005	n/a	n/a	n/a	n/a	402	n/a	n/a	92.29	n/a	n/a	NaN	NP Inter(NDs)
Thallium (mg/L)	n/a	0.001	n/a	n/a	n/a	n/a	338	n/a	n/a	97.04	n/a	n/a	NaN	NP Inter(NDs)

FIGURE G.

YATES AMA-R6 GWPS				
Constituent Name	**MCL**	**CCR-Rule Specified**	**Background Limit**	**GWPS**
Antimony, Total (mg/L)	0.006		0.0047	0.006
Arsenic, Total (mg/L)	0.01		0.005	0.01
Barium, Total (mg/L)	2		0.071	2
Beryllium, Total (mg/L)	0.004		0.0005	0.004
Cadmium, Total (mg/L)	0.005		0.00063	0.005
Chromium, Total (mg/L)	0.1		0.0093	0.1
Cobalt, Total (mg/L)		0.006	0.035	0.035
Combined Radium, Total (pCi/L)	5		6.92	6.92
Fluoride, Total (mg/L)	4		0.68	4
Lead, Total (mg/L)		0.015	0.0013	0.015
Lithium, Total (mg/L)		0.04	0.03	0.04
Mercury, Total (mg/L)	0.002		0.00064	0.002
Molybdenum, Total (mg/L)		0.1	0.014	0.1
Selenium, Total (mg/L)	0.05		0.005	0.05
Thallium, Total (mg/L)	0.002		0.001	0.002

**Grey cell indicates Background Limit is higher than MCL or CCR Rule Specified Level*

**MCL = Maximum Contaminant Level*

**CCR = Coal Combustion Residual*

**GWPS = Groundwater Protection Standard*

FIGURE H.

Confidence Intervals - Significant Results

Plant Yates Client: Southern Company Data: Plant Yates AMA-R6 Printed 10/6/2022, 11:20 AM

Constituent	Well	Upper Lim.	Lower Lim.	Compliance	Lower Compl.	Sig.	N	Mean	Std. Dev.	%NDs	ND Adj.	Transform	Alpha	Method
Selenium (mg/L)	**YGWC-38**	**0.246**	**0.073**	**0.05**	**n/a**	**Yes**	**17**	**0.1551**	**0.08109**	**0**	**None**	**No**	**0.01**	**NP (normality)**
Selenium (mg/L)	**PZ-37**	**0.2857**	**0.2088**	**0.05**	**n/a**	**Yes**	**14**	**0.2473**	**0.0543**	**0**	**None**	**No**	**0.01**	**Param.**

Confidence Intervals - All Results

Plant Yates Client: Southern Company Data: Plant Yates AMA-R6 Printed 10/6/2022, 11:20 AM

Constituent	Well	Upper Lim.	Lower Lim.	Compliance	Lower Compl.	Sig.	N	Mean	Std. Dev.	%NDs	ND Adj.	Transform	Alpha	Method
Antimony (mg/L)	YAMW-1	0.025	0.00037	0.006	n/a	No	8	0.005171	0.008067	50	None	No	0.004	NP (normality)
Antimony (mg/L)	YAMW-4	0.003	0.00062	0.006	n/a	No	6	0.001895	0.001222	50	None	No	0.0155	NP (normality)
Antimony (mg/L)	YAMW-5	0.003	0.00033	0.006	n/a	No	6	0.002555	0.00109	83.33	None	No	0.0155	NP (NDs)
Antimony (mg/L)	YGWC-23S	0.003	0.00085	0.006	n/a	No	19	0.002614	0.0009214	84.21	None	No	0.01	NP (NDs)
Antimony (mg/L)	YGWC-38	0.003	0.00063	0.006	n/a	No	16	0.002441	0.001027	75	None	No	0.01	NP (NDs)
Antimony (mg/L)	YGWC-41	0.003	0.0014	0.006	n/a	No	16	0.0029	0.0004	93.75	None	No	0.01	NP (NDs)
Antimony (mg/L)	YGWC-42	0.003	0.00053	0.006	n/a	No	16	0.002846	0.0006175	93.75	None	No	0.01	NP (NDs)
Antimony (mg/L)	YGWC-43	0.003	0.00031	0.006	n/a	No	16	0.002832	0.0006725	93.75	None	No	0.01	NP (NDs)
Antimony (mg/L)	YGWC-49	0.003	0.0011	0.006	n/a	No	16	0.002727	0.0007535	87.5	None	No	0.01	NP (NDs)
Antimony (mg/L)	PZ-35	0.003	0.00039	0.006	n/a	No	8	0.002674	0.0009228	87.5	None	No	0.004	NP (NDs)
Antimony (mg/L)	PZ-37	0.003	0.0014	0.006	n/a	No	14	0.002547	0.0009232	78.57	None	No	0.01	NP (NDs)
Antimony (mg/L)	YGWC-36A	0.0041	0.0014	0.006	n/a	No	19	0.003947	0.005975	47.37	None	No	0.01	NP (normality)
Arsenic (mg/L)	YAMW-1	0.005	0.0023	0.01	n/a	No	9	0.0047	0.0009	88.89	None	No	0.002	NP (NDs)
Arsenic (mg/L)	YAMW-4	0.005	0.00079	0.01	n/a	No	6	0.003232	0.002036	50	None	No	0.0155	NP (normality)
Arsenic (mg/L)	YAMW-5	0.00249	0.0008729	0.01	n/a	No	6	0.003308	0.00191	50	Kaplan-Meier	x^(1/3)	0.01	Param.
Arsenic (mg/L)	YGWC-23S	0.005	0.0025	0.01	n/a	No	21	0.0047	0.0009695	90.48	Kaplan-Meier	No	0.01	NP (NDs)
Arsenic (mg/L)	YGWC-38	0.001259	0.0007476	0.01	n/a	No	17	0.001851	0.001577	17.65	Kaplan-Meier	ln(x)	0.01	Param.
Arsenic (mg/L)	YGWC-41	0.005	0.00072	0.01	n/a	No	17	0.003084	0.002126	52.94	Kaplan-Meier	No	0.01	NP (NDs)
Arsenic (mg/L)	YGWC-42	0.002268	0.001391	0.01	n/a	No	17	0.002469	0.001367	17.65	Kaplan-Meier	sqrt(x)	0.01	Param.
Arsenic (mg/L)	YGWC-43	0.005	0.0022	0.01	n/a	No	17	0.004082	0.001737	76.47	None	No	0.01	NP (NDs)
Arsenic (mg/L)	YGWC-49	0.005	0.001	0.01	n/a	No	16	0.004216	0.001687	81.25	None	No	0.01	NP (NDs)
Arsenic (mg/L)	PZ-35	0.005	0.00069	0.01	n/a	No	9	0.003717	0.001947	66.67	None	No	0.002	NP (NDs)
Arsenic (mg/L)	PZ-37	0.005	0.00094	0.01	n/a	No	14	0.002546	0.001919	35.71	None	No	0.01	NP (normality)
Arsenic (mg/L)	YGWC-36A	0.005	0.0014	0.01	n/a	No	21	0.004007	0.001827	76.19	None	No	0.01	NP (NDs)
Barium (mg/L)	YAMW-1	0.07388	0.03319	2	n/a	No	9	0.05344	0.02192	0	None	sqrt(x)	0.01	Param.
Barium (mg/L)	YAMW-2	0.009463	0.007103	2	n/a	No	6	0.008283	0.0008589	0	None	No	0.01	Param.
Barium (mg/L)	YAMW-4	0.021	0.003	2	n/a	No	6	0.00955	0.008568	0	None	No	0.0155	NP (normality)
Barium (mg/L)	YAMW-5	0.0519	0.03029	2	n/a	No	6	0.04033	0.008733	0	None	ln(x)	0.01	Param.
Barium (mg/L)	YGWC-23S	0.04683	0.03194	2	n/a	No	21	0.03939	0.01349	0	None	No	0.01	Param.
Barium (mg/L)	YGWC-38	0.02274	0.01743	2	n/a	No	17	0.02009	0.004235	0	None	No	0.01	Param.
Barium (mg/L)	YGWC-41	0.02852	0.02021	2	n/a	No	17	0.02436	0.006639	0	None	No	0.01	Param.
Barium (mg/L)	YGWC-42	0.04372	0.03	2	n/a	No	17	0.03686	0.01095	0	None	No	0.01	Param.
Barium (mg/L)	YGWC-43	0.03365	0.01834	2	n/a	No	17	0.02599	0.01221	0	None	No	0.01	Param.
Barium (mg/L)	YGWC-49	0.07801	0.068	2	n/a	No	16	0.07301	0.007692	0	None	No	0.01	Param.
Barium (mg/L)	PZ-35	0.07514	0.03196	2	n/a	No	9	0.05344	0.02382	0	None	sqrt(x)	0.01	Param.
Barium (mg/L)	PZ-37	0.0539	0.03597	2	n/a	No	14	0.04494	0.01266	0	None	No	0.01	Param.
Barium (mg/L)	YGWC-36A	0.04504	0.03349	2	n/a	No	21	0.03926	0.01047	0	None	No	0.01	Param.
Beryllium (mg/L)	YAMW-1	0.0005	0.000058	0.004	n/a	No	9	0.0003103	0.0002001	44.44	None	No	0.002	NP (normality)
Beryllium (mg/L)	YAMW-2	0.0005	0.000051	0.004	n/a	No	6	0.0002078	0.0002264	33.33	None	No	0.0155	NP (normality)
Beryllium (mg/L)	YAMW-5	0.0001602	0.0000958	0.004	n/a	No	7	0.000128	0.0000271	0	None	No	0.01	Param.
Beryllium (mg/L)	YGWC-23S	0.00023	0.00009	0.004	n/a	No	21	0.0002098	0.0001716	23.81	None	No	0.01	NP (normality)
Beryllium (mg/L)	YGWC-38	0.0056	0.0028	0.004	n/a	No	17	0.004359	0.001296	0	None	No	0.01	NP (normality)
Beryllium (mg/L)	YGWC-41	0.0037	0.0015	0.004	n/a	No	17	0.002712	0.00101	0	None	No	0.01	NP (normality)
Beryllium (mg/L)	YGWC-42	0.0005	0.000067	0.004	n/a	No	17	0.0003509	0.0002084	64.71	None	No	0.01	NP (NDs)
Beryllium (mg/L)	YGWC-43	0.00053	0.0003	0.004	n/a	No	17	0.0004029	0.0001391	35.29	None	No	0.01	NP (normality)
Beryllium (mg/L)	YGWC-49	0.00015	0.0001	0.004	n/a	No	16	0.0001419	0.00009779	6.25	None	No	0.01	NP (normality)
Beryllium (mg/L)	PZ-35	0.0005092	0.000286	0.004	n/a	No	10	0.000432	0.0001268	20	Kaplan-Meier	No	0.01	Param.
Beryllium (mg/L)	PZ-37	0.0006125	0.0002694	0.004	n/a	No	14	0.0004557	0.0002777	14.29	None	sqrt(x)	0.01	Param.
Beryllium (mg/L)	YGWC-36A	0.0003479	0.0002139	0.004	n/a	No	21	0.0002809	0.0001214	4.762	None	No	0.01	Param.
Cadmium (mg/L)	YAMW-1	0.0005	0.00013	0.005	n/a	No	9	0.0002778	0.0001691	33.33	None	No	0.002	NP (normality)
Cadmium (mg/L)	YAMW-2	0.0005	0.00015	0.005	n/a	No	6	0.0004417	0.0001429	83.33	None	No	0.0155	NP (NDs)
Cadmium (mg/L)	YAMW-5	0.00025	0.0001734	0.005	n/a	No	6	0.0002117	0.00002787	0	None	No	0.01	Param.
Cadmium (mg/L)	YGWC-23S	0.0005	0.00007	0.005	n/a	No	21	0.0004795	0.00009383	95.24	None	No	0.01	NP (NDs)
Cadmium (mg/L)	YGWC-38	0.0029	0.0013	0.005	n/a	No	17	0.00212	0.0007553	0	None	No	0.01	NP (normality)
Cadmium (mg/L)	YGWC-41	0.0005	0.00017	0.005	n/a	No	17	0.0003035	0.0001553	35.29	None	No	0.01	NP (normality)

Confidence Intervals - All Results

Plant Yates Client: Southern Company Data: Plant Yates AMA-R6 Printed 10/6/2022, 11:20 AM

Constituent	Well	Upper Lim.	Lower Lim.	Compliance	Lower Compl.	Sig.	N	Mean	Std. Dev.	%NDs	ND Adj.	Transform	Alpha	Method
Cadmium (mg/L)	YGWC-42	0.0005	0.0002	0.005	n/a	No	17	0.0003982	0.0001579	52.94	None	No	0.01	NP (NDs)
Cadmium (mg/L)	YGWC-49	0.0005	0.00007	0.005	n/a	No	16	0.0004731	0.0001075	93.75	None	No	0.01	NP (NDs)
Cadmium (mg/L)	PZ-35	0.0005	0.00011	0.005	n/a	No	9	0.0004189	0.0001614	77.78	None	No	0.002	NP (NDs)
Cadmium (mg/L)	PZ-37	0.0007678	0.0003708	0.005	n/a	No	14	0.0005693	0.0002803	14.29	None	No	0.01	Param.
Cadmium (mg/L)	YGWC-36A	0.0005	0.00017	0.005	n/a	No	21	0.00028	0.0001625	33.33	None	No	0.01	NP (normality)
Chromium (mg/L)	YAMW-1	0.005	0.00058	0.1	n/a	No	7	0.002054	0.002025	28.57	None	No	0.008	NP (normality)
Chromium (mg/L)	YAMW-2	0.002717	0.0002885	0.1	n/a	No	6	0.002668	0.001972	33.33	Kaplan-Meier	No	0.01	Param.
Chromium (mg/L)	YAMW-4	0.005	0.00057	0.1	n/a	No	6	0.004262	0.001809	83.33	Kaplan-Meier	No	0.0155	NP (NDs)
Chromium (mg/L)	YAMW-5	0.005	0.0016	0.1	n/a	No	6	0.004433	0.001388	83.33	Kaplan-Meier	No	0.0155	NP (NDs)
Chromium (mg/L)	YGWC-23S	0.005	0.00086	0.1	n/a	No	17	0.003596	0.001975	64.71	Kaplan-Meier	No	0.01	NP (NDs)
Chromium (mg/L)	YGWC-38	0.005	0.00065	0.1	n/a	No	17	0.004479	0.00147	88.24	Kaplan-Meier	No	0.01	NP (NDs)
Chromium (mg/L)	YGWC-41	0.005	0.00039	0.1	n/a	No	17	0.004729	0.001118	94.12	Kaplan-Meier	No	0.01	NP (NDs)
Chromium (mg/L)	YGWC-42	0.005	0.0013	0.1	n/a	No	17	0.004255	0.001668	82.35	None	No	0.01	NP (NDs)
Chromium (mg/L)	YGWC-43	0.005	0.00074	0.1	n/a	No	17	0.003975	0.001906	76.47	None	No	0.01	NP (NDs)
Chromium (mg/L)	YGWC-49	0.0021	0.0014	0.1	n/a	No	15	0.001973	0.000873	6.667	None	No	0.01	NP (normality)
Chromium (mg/L)	PZ-35	0.005	0.0006	0.1	n/a	No	7	0.002587	0.002266	42.86	None	No	0.008	NP (normality)
Chromium (mg/L)	PZ-37	0.005	0.0019	0.1	n/a	No	14	0.004257	0.001488	78.57	None	No	0.01	NP (NDs)
Chromium (mg/L)	YGWC-36A	0.005	0.0035	0.1	n/a	No	17	0.004205	0.001578	76.47	None	No	0.01	NP (NDs)
Cobalt (mg/L)	YAMW-1	0.02381	0.006245	0.035	n/a	No	10	0.01521	0.01017	20	Kaplan-Meier	No	0.01	Param.
Cobalt (mg/L)	YAMW-2	0.005052	0.0002235	0.035	n/a	No	6	0.002095	0.002407	0	None	x^(1/3)	0.01	Param.
Cobalt (mg/L)	YAMW-4	0.0008727	0.0003244	0.035	n/a	No	6	0.00058	0.0002195	0	None	sqrt(x)	0.01	Param.
Cobalt (mg/L)	YAMW-5	0.005	0.00077	0.035	n/a	No	6	0.004295	0.001727	83.33	None	No	0.0155	NP (NDs)
Cobalt (mg/L)	YGWC-41	0.005	0.0011	0.035	n/a	No	17	0.003964	0.001932	76.47	None	No	0.01	NP (NDs)
Cobalt (mg/L)	YGWC-42	0.0025	0.0015	0.035	n/a	No	17	0.002082	0.000848	5.882	None	No	0.01	NP (normality)
Cobalt (mg/L)	YGWC-43	0.005	0.0015	0.035	n/a	No	17	0.003026	0.001848	41.18	None	No	0.01	NP (normality)
Cobalt (mg/L)	YGWC-49	0.005	0.0008	0.035	n/a	No	16	0.003906	0.001957	75	None	No	0.01	NP (NDs)
Cobalt (mg/L)	PZ-35	0.0059	0.005	0.035	n/a	No	9	0.0051	0.0003	88.89	None	No	0.002	NP (NDs)
Cobalt (mg/L)	PZ-37	0.0112	0.00419	0.035	n/a	No	14	0.007693	0.004946	0	None	No	0.01	Param.
Cobalt (mg/L)	YGWC-36A	0.005	0.00086	0.035	n/a	No	21	0.003938	0.001949	76.19	None	No	0.01	NP (NDs)
Combined Radium 226 + 228 (pCi/L)	YAMW-1	0.7102	0.27	6.92	n/a	No	8	0.4901	0.2076	0	None	No	0.01	Param.
Combined Radium 226 + 228 (pCi/L)	YAMW-2	0.9918	-0.03967	6.92	n/a	No	6	0.4761	0.3754	0	None	No	0.01	Param.
Combined Radium 226 + 228 (pCi/L)	YAMW-4	1.252	0.1187	6.92	n/a	No	6	0.6852	0.4123	0	None	No	0.01	Param.
Combined Radium 226 + 228 (pCi/L)	YAMW-5	1.432	0.5623	6.92	n/a	No	6	0.9972	0.3166	0	None	No	0.01	Param.
Combined Radium 226 + 228 (pCi/L)	YGWC-23S	0.8103	0.3875	6.92	n/a	No	21	0.5989	0.3832	0	None	No	0.01	Param.
Combined Radium 226 + 228 (pCi/L)	YGWC-38	1.202	0.5865	6.92	n/a	No	17	0.8945	0.4915	0	None	No	0.01	Param.
Combined Radium 226 + 228 (pCi/L)	YGWC-41	1.207	0.5131	6.92	n/a	No	17	0.9114	0.585	0	None	sqrt(x)	0.01	Param.
Combined Radium 226 + 228 (pCi/L)	YGWC-42	2.609	1.087	6.92	n/a	No	17	1.848	1.215	0	None	No	0.01	Param.
Combined Radium 226 + 228 (pCi/L)	YGWC-43	3.865	1.611	6.92	n/a	No	17	2.738	1.798	0	None	No	0.01	Param.
Combined Radium 226 + 228 (pCi/L)	YGWC-49	1.07	0.4869	6.92	n/a	No	16	0.7785	0.4482	0	None	No	0.01	Param.
Combined Radium 226 + 228 (pCi/L)	PZ-35	1.004	0.207	6.92	n/a	No	8	0.6056	0.3761	0	None	No	0.01	Param.
Combined Radium 226 + 228 (pCi/L)	PZ-37	1.953	1.179	6.92	n/a	No	14	1.566	0.5466	0	None	No	0.01	Param.
Combined Radium 226 + 228 (pCi/L)	YGWC-36A	1.009	0.5124	6.92	n/a	No	21	0.7607	0.4502	0	None	No	0.01	Param.
Fluoride (mg/L)	YAMW-2	0.1	0.063	4	n/a	No	6	0.09383	0.01511	83.33	None	No	0.0155	NP (NDs)
Fluoride (mg/L)	YAMW-4	0.1201	0.05659	4	n/a	No	6	0.1097	0.02499	50	Kaplan-Meier	No	0.01	Param.
Fluoride (mg/L)	YAMW-5	0.1	0.055	4	n/a	No	6	0.0925	0.01837	83.33	Kaplan-Meier	No	0.0155	NP (NDs)
Fluoride (mg/L)	YGWC-23S	0.12	0.057	4	n/a	No	22	0.09345	0.02048	81.82	Kaplan-Meier	No	0.01	NP (NDs)
Fluoride (mg/L)	YGWC-38	0.21	0.034	4	n/a	No	18	0.1513	0.1094	66.67	Kaplan-Meier	No	0.01	NP (NDs)
Fluoride (mg/L)	YGWC-41	0.11	0.1	4	n/a	No	18	0.1006	0.002357	88.89	Kaplan-Meier	No	0.01	NP (NDs)
Fluoride (mg/L)	YGWC-42	0.1	0.06	4	n/a	No	18	0.08578	0.02538	72.22	Kaplan-Meier	No	0.01	NP (NDs)
Fluoride (mg/L)	YGWC-43	0.1064	0.06116	4	n/a	No	18	0.1034	0.05025	22.22	Kaplan-Meier	x^(1/3)	0.01	Param.
Fluoride (mg/L)	YGWC-49	0.14	0.09	4	n/a	No	17	0.09941	0.02436	64.71	Kaplan-Meier	No	0.01	NP (NDs)
Fluoride (mg/L)	PZ-37	0.26	0.1	4	n/a	No	14	0.1607	0.1101	71.43	Kaplan-Meier	No	0.01	NP (NDs)
Fluoride (mg/L)	YGWC-36A	0.1	0.094	4	n/a	No	22	0.09345	0.03065	68.18	Kaplan-Meier	No	0.01	NP (NDs)
Lead (mg/L)	YAMW-1	0.001	0.00019	0.015	n/a	No	8	0.0008988	0.0002864	87.5	None	No	0.004	NP (NDs)
Lead (mg/L)	YAMW-2	0.001	0.00008	0.015	n/a	No	6	0.0006983	0.0004674	66.67	None	No	0.0155	NP (NDs)

Confidence Intervals - All Results

Plant Yates Client: Southern Company Data: Plant Yates AMA-R6 Printed 10/6/2022, 11:20 AM

Constituent	Well	Upper Lim.	Lower Lim.	Compliance	Lower Compl.	Sig.	N	Mean	Std. Dev.	%NDs	ND Adj.	Transform	Alpha	Method
Lead (mg/L)	YAMW-4	0.0005822	0.00008192	0.015	n/a	No	6	0.0006527	0.0004058	50	Kaplan-Meier	sqrt(x)	0.01	Param.
Lead (mg/L)	YAMW-5	0.001	0.000041	0.015	n/a	No	6	0.0005373	0.0005073	50	None	No	0.0155	NP (normality)
Lead (mg/L)	YGWC-23S	0.001	0.00044	0.015	n/a	No	19	0.0008329	0.0003395	78.95	None	No	0.01	NP (NDs)
Lead (mg/L)	YGWC-38	0.001	0.0001	0.015	n/a	No	17	0.0008412	0.0003537	82.35	None	No	0.01	NP (NDs)
Lead (mg/L)	YGWC-41	0.0011	0.0002	0.015	n/a	No	17	0.0007975	0.0003923	70.59	None	No	0.01	NP (NDs)
Lead (mg/L)	YGWC-42	0.001	0.0002	0.015	n/a	No	17	0.0007877	0.0003957	76.47	None	No	0.01	NP (NDs)
Lead (mg/L)	YGWC-43	0.001	0.00008	0.015	n/a	No	17	0.0008915	0.0003064	88.24	None	No	0.01	NP (NDs)
Lead (mg/L)	YGWC-49	0.001	0.000059	0.015	n/a	No	16	0.0009412	0.0002353	93.75	None	No	0.01	NP (NDs)
Lead (mg/L)	PZ-35	0.001	0.000087	0.015	n/a	No	8	0.0007796	0.0004084	75	None	No	0.004	NP (NDs)
Lead (mg/L)	PZ-37	0.001	0.0001	0.015	n/a	No	14	0.0006909	0.0004316	64.29	None	No	0.01	NP (NDs)
Lead (mg/L)	YGWC-36A	0.0004751	0.0001666	0.015	n/a	No	19	0.0005753	0.0004306	26.32	Kaplan-Meier	sqrt(x)	0.01	Param.
Lithium (mg/L)	YAMW-1	0.02066	0.006737	0.04	n/a	No	9	0.0137	0.007211	11.11	None	No	0.01	Param.
Lithium (mg/L)	YAMW-4	0.03831	0.01802	0.04	n/a	No	6	0.02817	0.007387	0	None	No	0.01	Param.
Lithium (mg/L)	YAMW-5	0.01646	0.01275	0.04	n/a	No	6	0.01467	0.001366	0	None	x^2	0.01	Param.
Lithium (mg/L)	YGWC-23S	0.0026	0.0018	0.04	n/a	No	21	0.002948	0.002822	4.762	None	No	0.01	NP (normality)
Lithium (mg/L)	YGWC-38	0.008701	0.007287	0.04	n/a	No	17	0.007994	0.001129	0	None	No	0.01	Param.
Lithium (mg/L)	YGWC-41	0.0043	0.0021	0.04	n/a	No	17	0.003924	0.003003	5.882	None	No	0.01	NP (normality)
Lithium (mg/L)	YGWC-42	0.04929	0.03334	0.04	n/a	No	17	0.04132	0.01272	0	None	No	0.01	Param.
Lithium (mg/L)	YGWC-43	0.0181	0.01184	0.04	n/a	No	17	0.01497	0.005	0	None	No	0.01	Param.
Lithium (mg/L)	YGWC-49	0.0038	0.0035	0.04	n/a	No	16	0.003656	0.0002683	0	None	No	0.01	NP (normality)
Lithium (mg/L)	PZ-35	0.015	0.001	0.04	n/a	No	9	0.004144	0.005143	11.11	None	No	0.002	NP (normality)
Lithium (mg/L)	PZ-37	0.02899	0.02111	0.04	n/a	No	14	0.02505	0.005568	7.143	None	No	0.01	Param.
Lithium (mg/L)	YGWC-36A	0.006165	0.002765	0.04	n/a	No	21	0.004823	0.003211	4.762	None	sqrt(x)	0.01	Param.
Mercury (mg/L)	YGWC-23S	0.0002	0.00015	0.002	n/a	No	16	0.0001905	0.00002764	87.5	None	No	0.01	NP (NDs)
Mercury (mg/L)	YGWC-38	0.0002	0.00008	0.002	n/a	No	14	0.0001798	0.00005207	85.71	None	No	0.01	NP (NDs)
Mercury (mg/L)	YGWC-41	0.0002	0.00006	0.002	n/a	No	14	0.00019	0.00003742	92.86	None	No	0.01	NP (NDs)
Mercury (mg/L)	YGWC-42	0.0002	0.000048	0.002	n/a	No	14	0.0001891	0.00004062	92.86	None	No	0.01	NP (NDs)
Mercury (mg/L)	YGWC-43	0.0002	0.00009	0.002	n/a	No	14	0.0001816	0.00004743	85.71	None	No	0.01	NP (NDs)
Mercury (mg/L)	YGWC-49	0.0002	0.00014	0.002	n/a	No	13	0.0001847	0.0000407	84.62	None	No	0.01	NP (NDs)
Mercury (mg/L)	PZ-37	0.0002	0.00019	0.002	n/a	No	14	0.0001893	0.00003731	85.71	None	No	0.01	NP (NDs)
Molybdenum (mg/L)	YAMW-1	0.003878	0.001048	0.1	n/a	No	7	0.00457	0.003863	28.57	Kaplan-Meier	sqrt(x)	0.01	Param.
Molybdenum (mg/L)	YAMW-4	0.008462	0.005404	0.1	n/a	No	6	0.006933	0.001113	0	None	No	0.01	Param.
Molybdenum (mg/L)	YGWC-42	0.01	0.00085	0.1	n/a	No	17	0.004463	0.004265	35.29	None	No	0.01	NP (normality)
Molybdenum (mg/L)	YGWC-43	0.01	0.0012	0.1	n/a	No	17	0.005241	0.004266	41.18	None	No	0.01	NP (normality)
Molybdenum (mg/L)	YGWC-49	0.01	0.0007	0.1	n/a	No	15	0.00938	0.002401	93.33	None	No	0.01	NP (NDs)
Molybdenum (mg/L)	PZ-35	0.01	0.0019	0.1	n/a	No	7	0.008843	0.003062	85.71	None	No	0.008	NP (NDs)
Molybdenum (mg/L)	PZ-37	0.01	0.0015	0.1	n/a	No	14	0.005293	0.004242	42.86	None	No	0.01	NP (normality)
Molybdenum (mg/L)	YGWC-36A	0.01	0.0027	0.1	n/a	No	17	0.007588	0.003568	64.71	None	No	0.01	NP (NDs)
Selenium (mg/L)	YAMW-1	0.0041	0.0019	0.05	n/a	No	9	0.002733	0.0006403	55.56	None	No	0.002	NP (NDs)
Selenium (mg/L)	YAMW-4	0.02029	-0.007902	0.05	n/a	No	7	0.01197	0.009305	28.57	Kaplan-Meier	x^2	0.01	Param.
Selenium (mg/L)	YAMW-5	0.06483	0.03574	0.05	n/a	No	7	0.05029	0.01224	0	None	No	0.01	Param.
Selenium (mg/L)	YGWC-23S	0.03902	0.02809	0.05	n/a	No	21	0.03356	0.009911	0	None	No	0.01	Param.
Selenium (mg/L)	**YGWC-38**	**0.246**	**0.073**	**0.05**	**n/a**	**Yes**	**17**	**0.1551**	**0.08109**	**0**	**None**	**No**	**0.01**	**NP (normality)**
Selenium (mg/L)	YGWC-41	0.06102	0.03908	0.05	n/a	No	17	0.05005	0.01751	0	None	No	0.01	Param.
Selenium (mg/L)	YGWC-42	0.05456	0.04027	0.05	n/a	No	17	0.04742	0.0114	0	None	No	0.01	Param.
Selenium (mg/L)	YGWC-49	0.008667	0.006295	0.05	n/a	No	16	0.007481	0.001823	6.25	None	No	0.01	Param.
Selenium (mg/L)	PZ-35	0.0033	0.0016	0.05	n/a	No	9	0.002544	0.0004586	66.67	None	No	0.002	NP (NDs)
Selenium (mg/L)	**PZ-37**	**0.2857**	**0.2088**	**0.05**	**n/a**	**Yes**	**14**	**0.2473**	**0.0543**	**0**	**None**	**No**	**0.01**	**Param.**
Selenium (mg/L)	YGWC-36A	0.002704	0.001869	0.05	n/a	No	21	0.002443	0.0005473	42.86	Kaplan-Meier	No	0.01	Param.
Thallium (mg/L)	YGWC-49	0.001	0.00009	0.002	n/a	No	14	0.000935	0.0002432	92.86	None	No	0.01	NP (NDs)

Non-Parametric Confidence Interval

Compliance Limit is not exceeded. Per-well alpha = 0.01 except as noted.

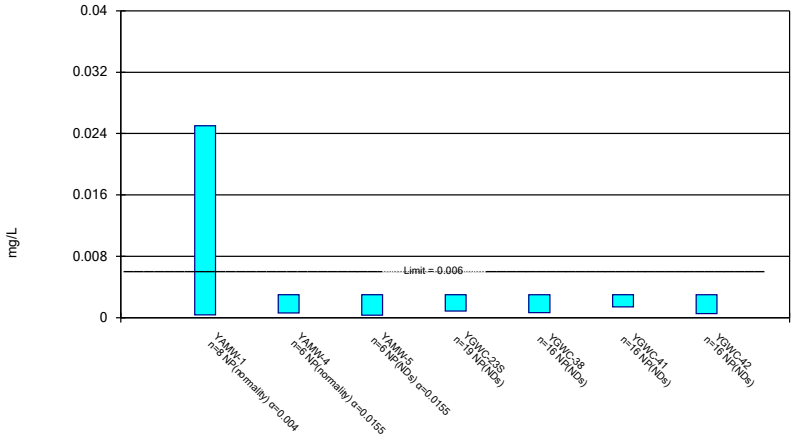

Constituent: Antimony Analysis Run 10/6/2022 11:19 AM View: Appendix IV
Plant Yates Client: Southern Company Data: Plant Yates AMA-R6

Sanitas™ v.9.6.35 Groundwater Stats Consulting. UG

Non-Parametric Confidence Interval

Compliance Limit is not exceeded. Per-well alpha = 0.01 except as noted.

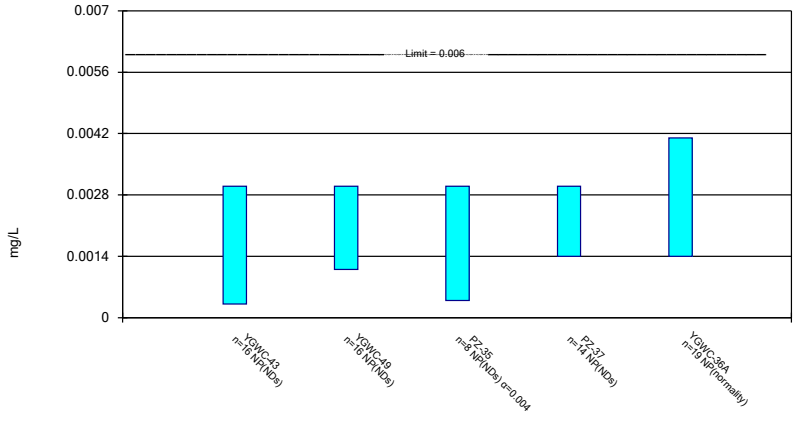

Constituent: Antimony Analysis Run 10/6/2022 11:19 AM View: Appendix IV
Plant Yates Client: Southern Company Data: Plant Yates AMA-R6

Sanitas™ v.9.6.35 Groundwater Stats Consulting. UG

Parametric and Non-Parametric (NP) Confidence Interval

Compliance Limit is not exceeded. Per-well alpha = 0.01 except as noted. Normality Test: Shapiro Wilk, alpha based on n.

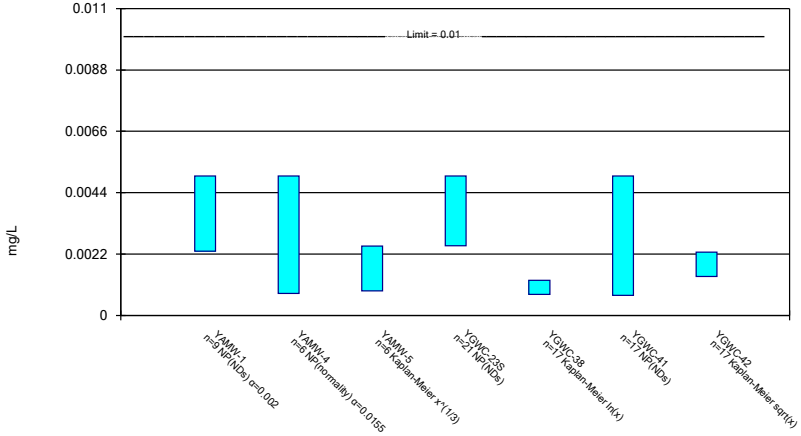

Constituent: Arsenic Analysis Run 10/6/2022 11:19 AM View: Appendix IV
Plant Yates Client: Southern Company Data: Plant Yates AMA-R6

Sanitas™ v.9.6.35 Groundwater Stats Consulting. UG

Non-Parametric Confidence Interval

Compliance Limit is not exceeded. Per-well alpha = 0.01 except as noted.

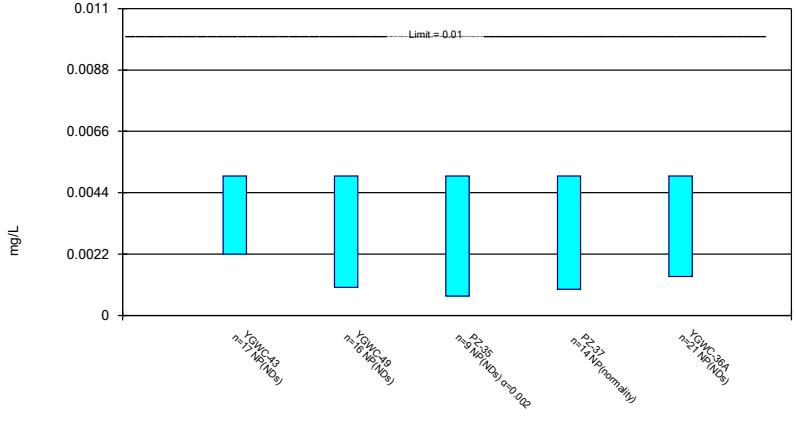

Constituent: Arsenic Analysis Run 10/6/2022 11:19 AM View: Appendix IV
Plant Yates Client: Southern Company Data: Plant Yates AMA-R6

Parametric and Non-Parametric (NP) Confidence Interval

Compliance Limit is not exceeded. Per-well alpha = 0.01 except as noted. Normality Test: Shapiro Wilk, alpha based on n.

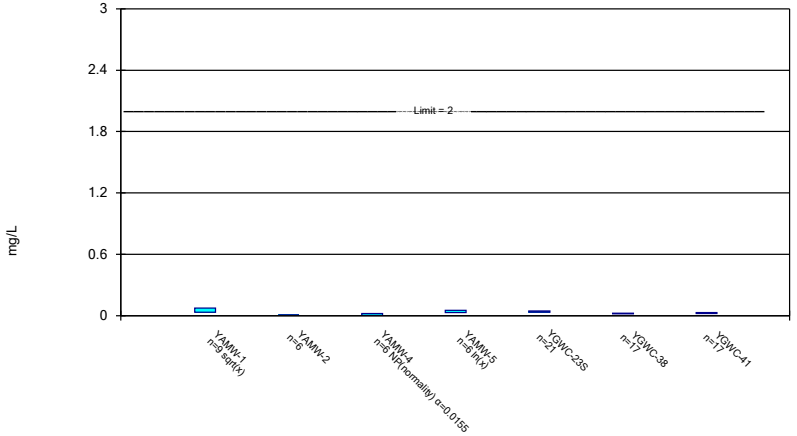

Constituent: Barium Analysis Run 10/6/2022 11:19 AM View: Appendix IV

Plant Yates Client: Southern Company Data: Plant Yates AMA-R6

Parametric Confidence Interval

Compliance Limit is not exceeded. Per-well alpha = 0.01. Normality Test: Shapiro Wilk, alpha based on n.

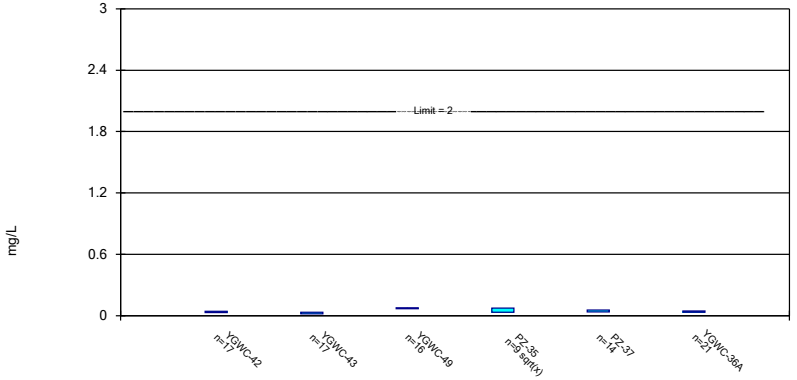

Constituent: Barium Analysis Run 10/6/2022 11:19 AM View: Appendix IV

Plant Yates Client: Southern Company Data: Plant Yates AMA-R6

Parametric and Non-Parametric (NP) Confidence Interval

Compliance Limit is not exceeded. Per-well alpha = 0.01 except as noted. Normality Test: Shapiro Wilk, alpha based on n.

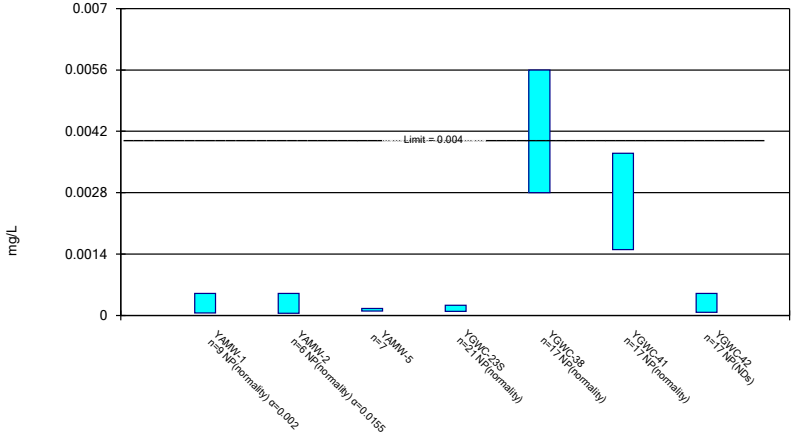

Constituent: Beryllium Analysis Run 10/6/2022 11:19 AM View: Appendix IV

Plant Yates Client: Southern Company Data: Plant Yates AMA-R6

Parametric and Non-Parametric (NP) Confidence Interval

Compliance Limit is not exceeded. Per-well alpha = 0.01. Normality Test: Shapiro Wilk, alpha based on n.

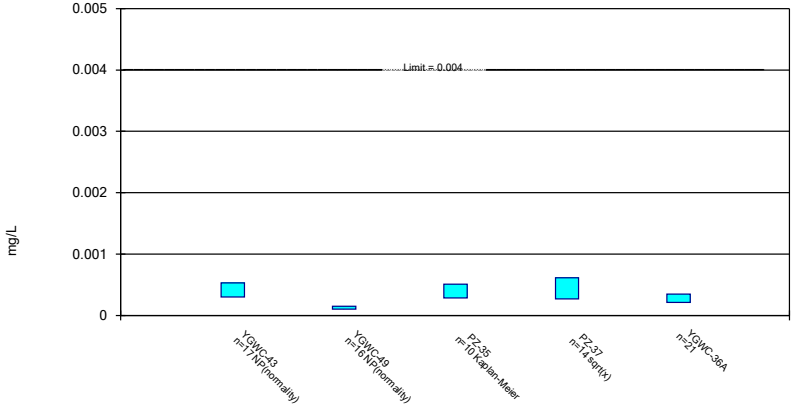

Constituent: Beryllium Analysis Run 10/6/2022 11:19 AM View: Appendix IV

Plant Yates Client: Southern Company Data: Plant Yates AMA-R6

Sanitas™ v.9.6.35 Groundwater Stats Consulting. UG

Parametric and Non-Parametric (NP) Confidence Interval

Compliance Limit is not exceeded. Per-well alpha = 0.01 except as noted. Normality Test: Shapiro Wilk, alpha based on n.

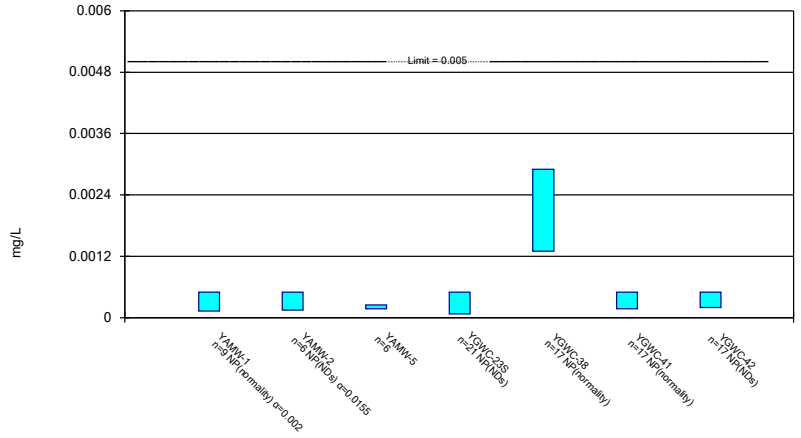

Constituent: Cadmium Analysis Run 10/6/2022 11:19 AM View: Appendix IV

Plant Yates Client: Southern Company Data: Plant Yates AMA-R6

Sanitas™ v.9.6.35 Groundwater Stats Consulting. UG

Parametric and Non-Parametric (NP) Confidence Interval

Compliance Limit is not exceeded. Per-well alpha = 0.01 except as noted. Normality Test: Shapiro Wilk, alpha based on n.

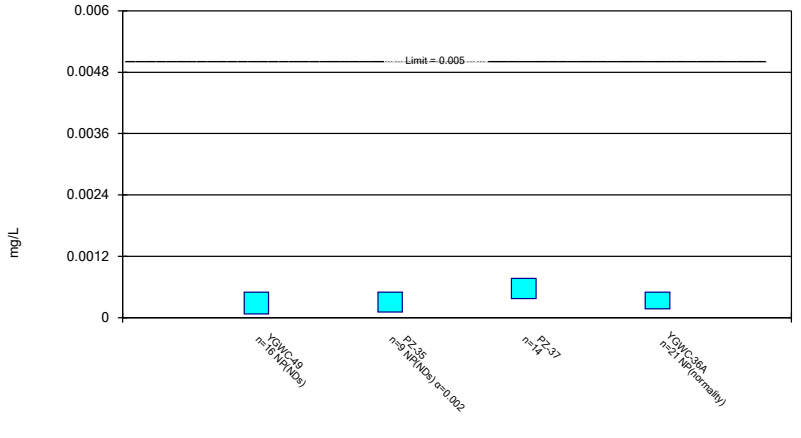

Constituent: Cadmium Analysis Run 10/6/2022 11:19 AM View: Appendix IV

Plant Yates Client: Southern Company Data: Plant Yates AMA-R6

Sanitas™ v.9.6.35 Groundwater Stats Consulting. UG

Parametric and Non-Parametric (NP) Confidence Interval

Compliance Limit is not exceeded. Per-well alpha = 0.01 except as noted. Normality Test: Shapiro Wilk, alpha based on n.

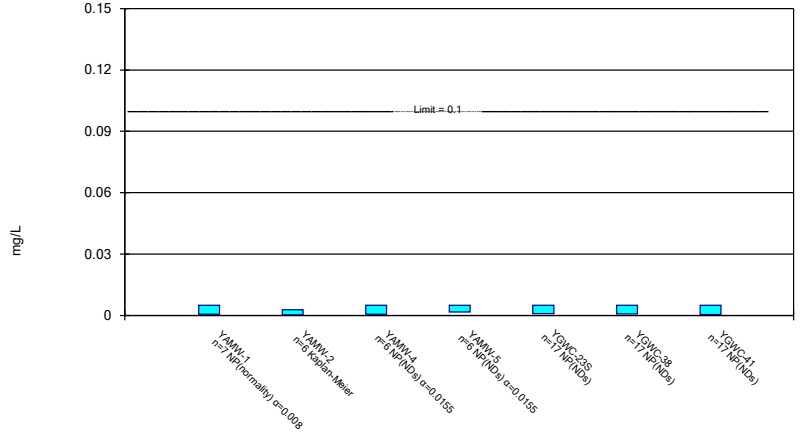

Constituent: Chromium Analysis Run 10/6/2022 11:19 AM View: Appendix IV

Plant Yates Client: Southern Company Data: Plant Yates AMA-R6

Sanitas™ v.9.6.35 Groundwater Stats Consulting. UG

Non-Parametric Confidence Interval

Compliance Limit is not exceeded. Per-well alpha = 0.01 except as noted.

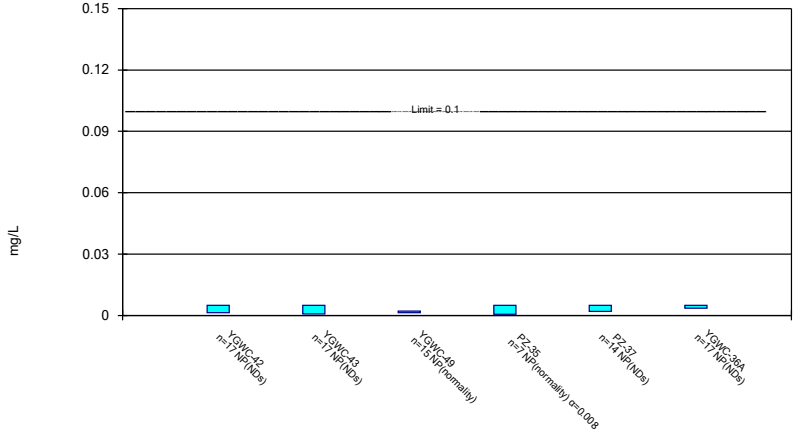

Constituent: Chromium Analysis Run 10/6/2022 11:19 AM View: Appendix IV

Plant Yates Client: Southern Company Data: Plant Yates AMA-R6

Parametric and Non-Parametric (NP) Confidence Interval

Compliance Limit is not exceeded. Per-well alpha = 0.01 except as noted. Normality Test: Shapiro Wilk, alpha based on n.

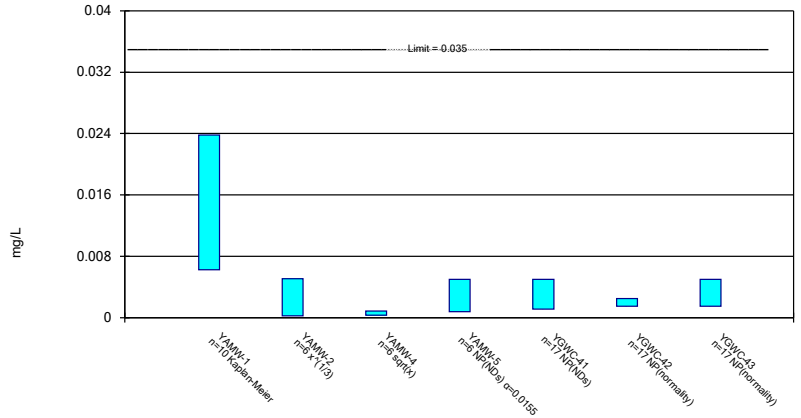

Constituent: Cobalt Analysis Run 10/6/2022 11:19 AM View: Appendix IV
Plant Yates Client: Southern Company Data: Plant Yates AMA-R6

Sanitas™ v.9.6.35 Groundwater Stats Consulting. UG

Parametric and Non-Parametric (NP) Confidence Interval

Compliance Limit is not exceeded. Per-well alpha = 0.01 except as noted. Normality Test: Shapiro Wilk, alpha based on n.

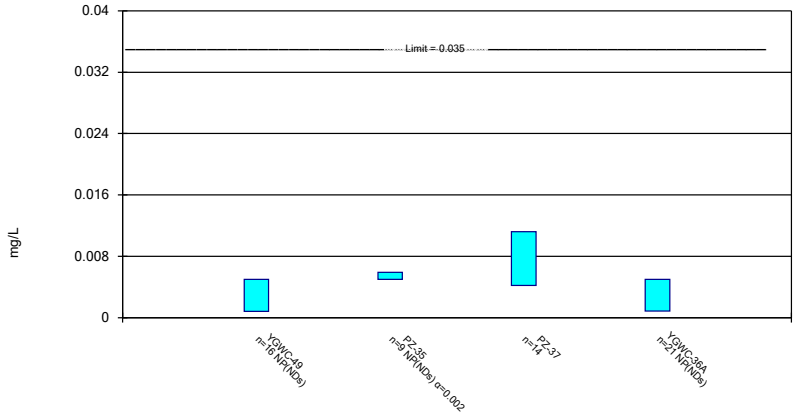

Constituent: Cobalt Analysis Run 10/6/2022 11:19 AM View: Appendix IV
Plant Yates Client: Southern Company Data: Plant Yates AMA-R6

Sanitas™ v.9.6.35 Groundwater Stats Consulting. UG

Parametric Confidence Interval

Compliance Limit is not exceeded. Per-well alpha = 0.01. Normality Test: Shapiro Wilk, alpha based on n.

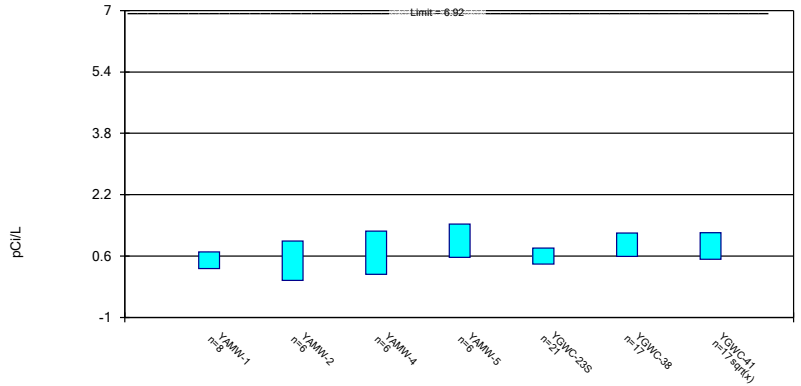

Constituent: Combined Radium 226 + 228 Analysis Run 10/6/2022 11:19 AM View: Appendix IV
Plant Yates Client: Southern Company Data: Plant Yates AMA-R6

Sanitas™ v.9.6.35 Groundwater Stats Consulting. UG

Parametric Confidence Interval

Compliance Limit is not exceeded. Per-well alpha = 0.01. Normality Test: Shapiro Wilk, alpha based on n.

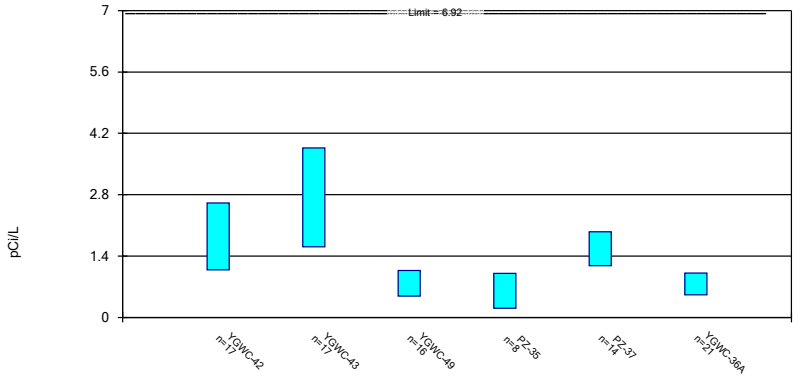

Constituent: Combined Radium 226 + 228 Analysis Run 10/6/2022 11:19 AM View: Appendix IV
Plant Yates Client: Southern Company Data: Plant Yates AMA-R6

Parametric and Non-Parametric (NP) Confidence Interval

Compliance Limit is not exceeded. Per-well alpha = 0.01 except as noted. Normality Test: Shapiro Wilk, alpha based on n.

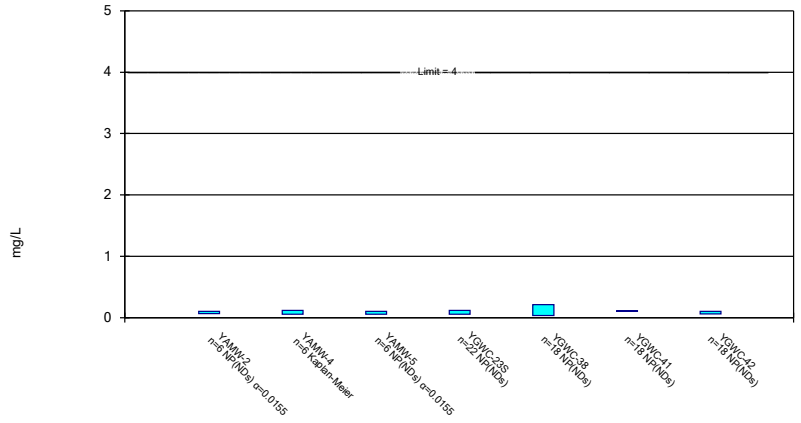

Constituent: Fluoride Analysis Run 10/6/2022 11:19 AM View: Appendix IV
Plant Yates Client: Southern Company Data: Plant Yates AMA-R6

Sanitas™ v.9.6.35 Groundwater Stats Consulting. UG

Parametric and Non-Parametric (NP) Confidence Interval

Compliance Limit is not exceeded. Per-well alpha = 0.01. Normality Test: Shapiro Wilk, alpha based on n.

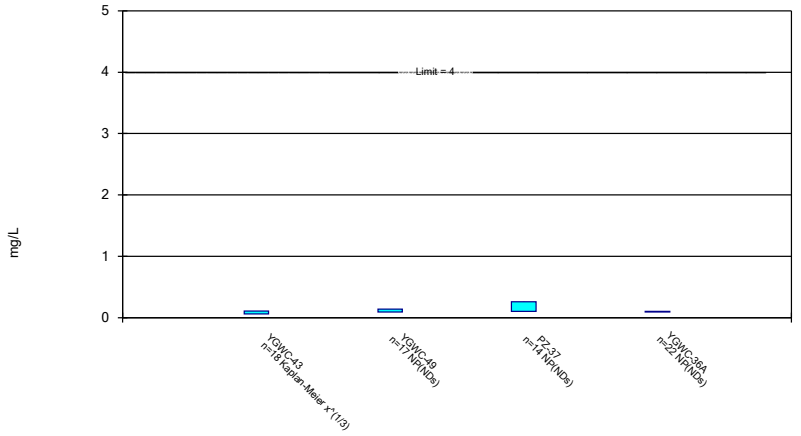

Constituent: Fluoride Analysis Run 10/6/2022 11:19 AM View: Appendix IV
Plant Yates Client: Southern Company Data: Plant Yates AMA-R6

Sanitas™ v.9.6.35 Groundwater Stats Consulting. UG

Parametric and Non-Parametric (NP) Confidence Interval

Compliance Limit is not exceeded. Per-well alpha = 0.01 except as noted. Normality Test: Shapiro Wilk, alpha based on n.

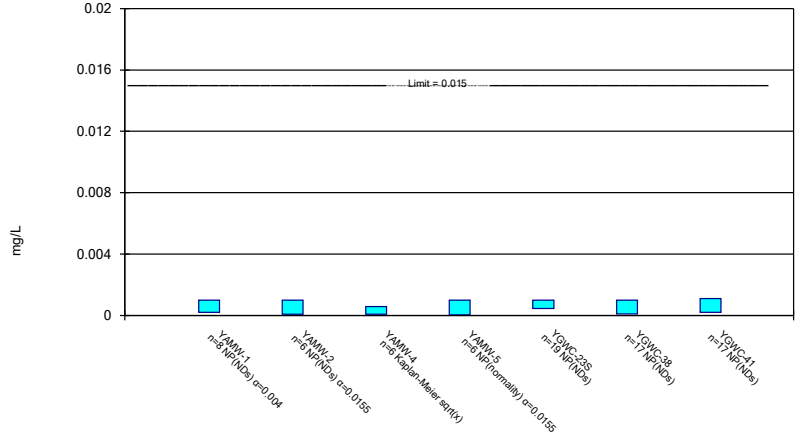

Constituent: Lead Analysis Run 10/6/2022 11:19 AM View: Appendix IV
Plant Yates Client: Southern Company Data: Plant Yates AMA-R6

Sanitas™ v.9.6.35 Groundwater Stats Consulting. UG

Parametric and Non-Parametric (NP) Confidence Interval

Compliance Limit is not exceeded. Per-well alpha = 0.01 except as noted. Normality Test: Shapiro Wilk, alpha based on n.

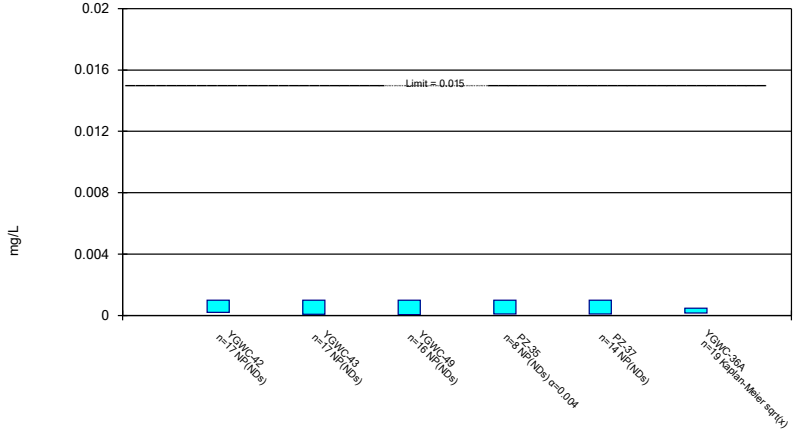

Constituent: Lead Analysis Run 10/6/2022 11:19 AM View: Appendix IV
Plant Yates Client: Southern Company Data: Plant Yates AMA-R6

Parametric and Non-Parametric (NP) Confidence Interval

Compliance Limit is not exceeded. Per-well alpha = 0.01. Normality Test: Shapiro Wilk, alpha based on n.

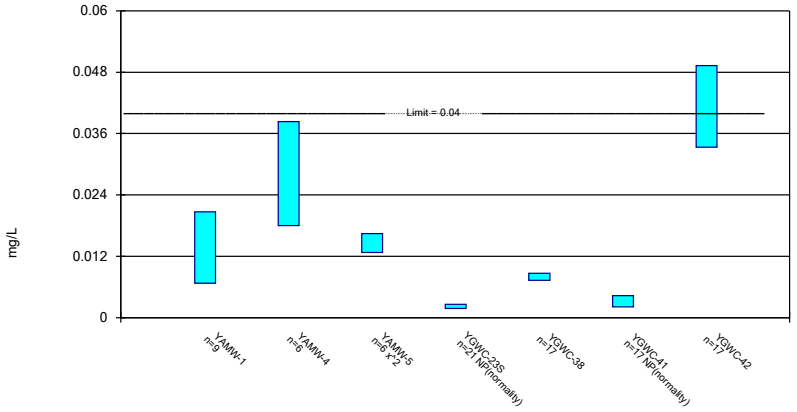

Constituent: Lithium Analysis Run 10/6/2022 11:19 AM View: Appendix IV
Plant Yates Client: Southern Company Data: Plant Yates AMA-R6

Sanitas™ v.9.6.35 Groundwater Stats Consulting. UG

Parametric and Non-Parametric (NP) Confidence Interval

Compliance Limit is not exceeded. Per-well alpha = 0.01 except as noted. Normality Test: Shapiro Wilk, alpha based on n.

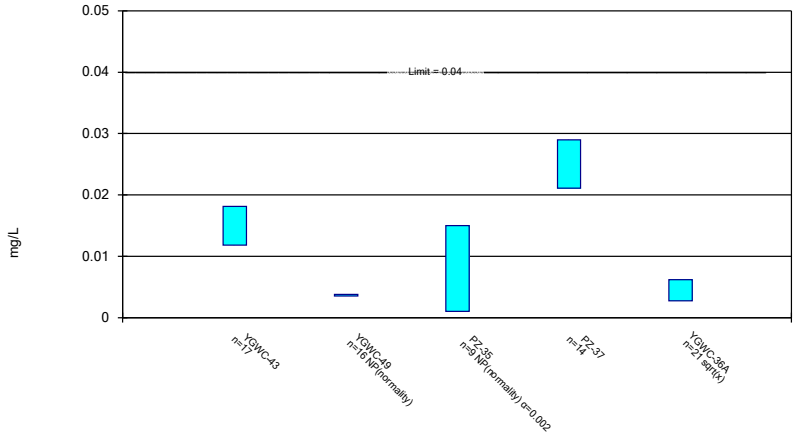

Constituent: Lithium Analysis Run 10/6/2022 11:19 AM View: Appendix IV
Plant Yates Client: Southern Company Data: Plant Yates AMA-R6

Sanitas™ v.9.6.35 Groundwater Stats Consulting. UG

Non-Parametric Confidence Interval

Compliance Limit is not exceeded. Per-well alpha = 0.01.

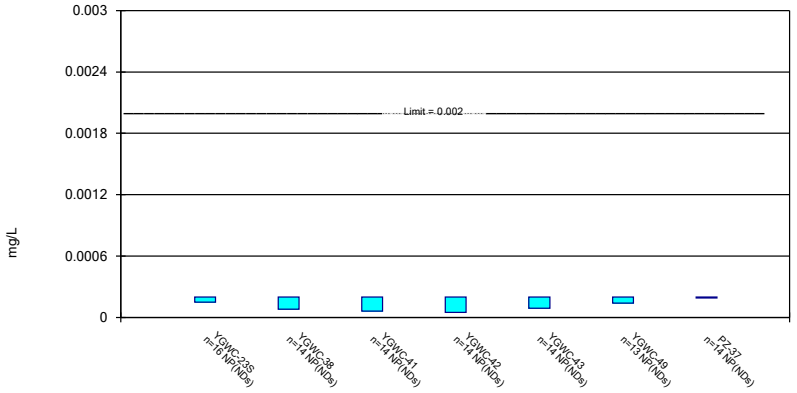

Constituent: Mercury Analysis Run 10/6/2022 11:19 AM View: Appendix IV
Plant Yates Client: Southern Company Data: Plant Yates AMA-R6

Sanitas™ v.9.6.35 Groundwater Stats Consulting. UG

Parametric and Non-Parametric (NP) Confidence Interval

Compliance Limit is not exceeded. Per-well alpha = 0.01 except as noted. Normality Test: Shapiro Wilk, alpha based on n.

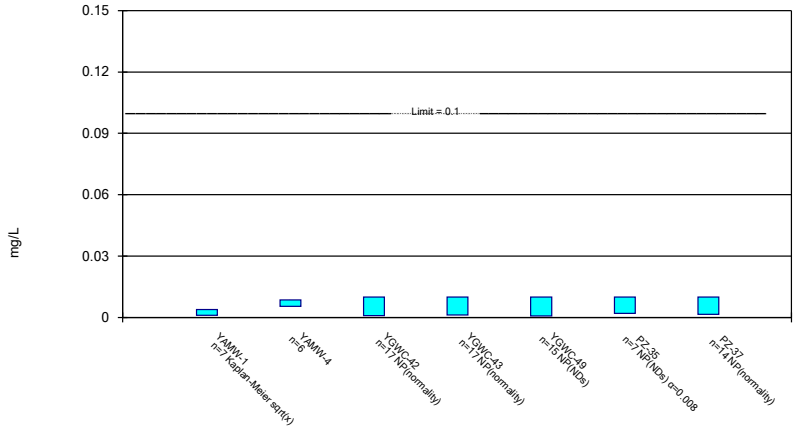

Constituent: Molybdenum Analysis Run 10/6/2022 11:19 AM View: Appendix IV
Plant Yates Client: Southern Company Data: Plant Yates AMA-R6

Non-Parametric Confidence Interval

Compliance Limit is not exceeded. Per-well alpha = 0.01.

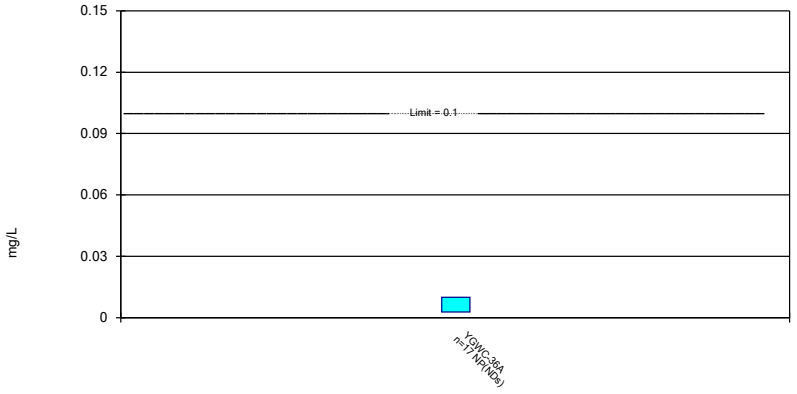

Constituent: Molybdenum Analysis Run 10/6/2022 11:19 AM View: Appendix IV
Plant Yates Client: Southern Company Data: Plant Yates AMA-R6

Parametric and Non-Parametric (NP) Confidence Interval

Compliance limit is exceeded.* Per-well alpha = 0.01 except as noted. Normality Test: Shapiro Wilk, alpha based on n.

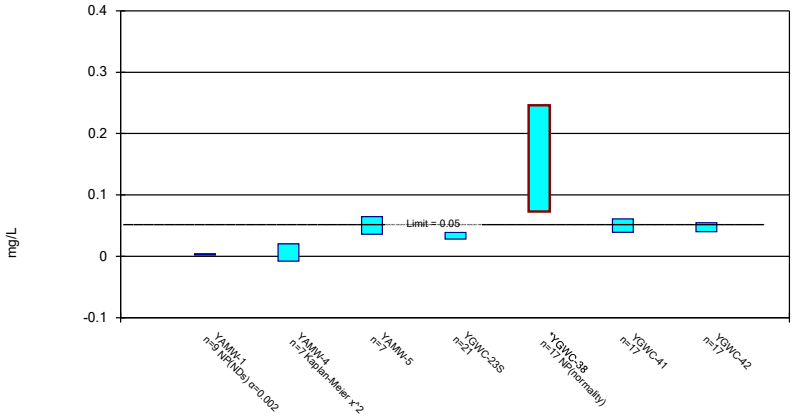

Constituent: Selenium Analysis Run 10/6/2022 11:19 AM View: Appendix IV
Plant Yates Client: Southern Company Data: Plant Yates AMA-R6

Parametric and Non-Parametric (NP) Confidence Interval

Compliance limit is exceeded.* Per-well alpha = 0.01 except as noted. Normality Test: Shapiro Wilk, alpha based on n.

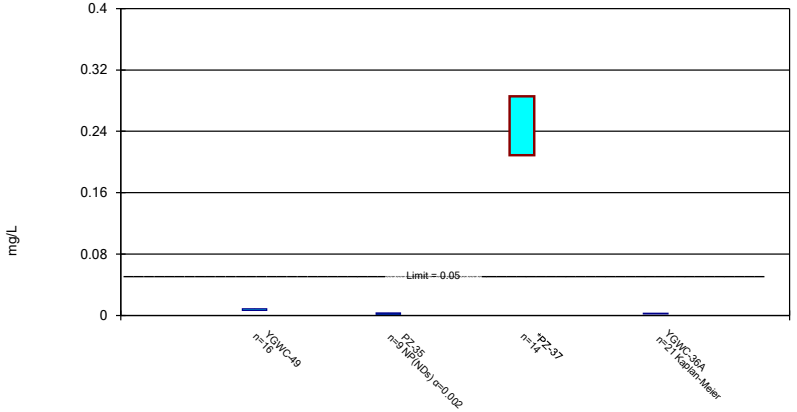

Constituent: Selenium Analysis Run 10/6/2022 11:19 AM View: Appendix IV
Plant Yates Client: Southern Company Data: Plant Yates AMA-R6

Non-Parametric Confidence Interval

Compliance Limit is not exceeded. Per-well alpha = 0.01.

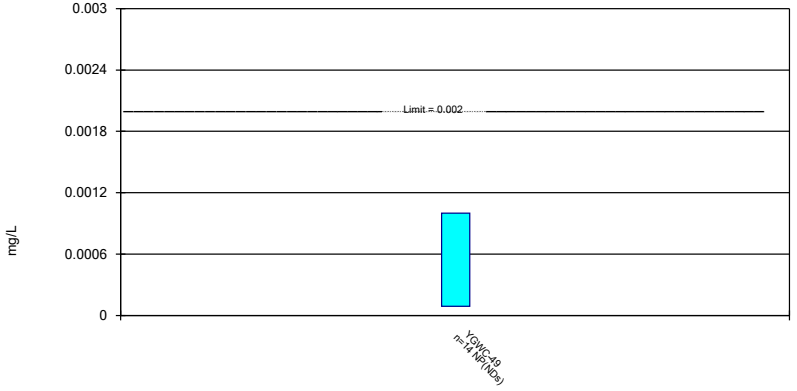

Constituent: Thallium Analysis Run 10/6/2022 11:19 AM View: Appendix IV
Plant Yates Client: Southern Company Data: Plant Yates AMA-R6

Confidence Interval

Constituent: Antimony (mg/L) Analysis Run 10/6/2022 11:20 AM View: Appendix IV

Plant Yates Client: Southern Company Data: Plant Yates AMA-R6

	YAMW-1	YAMW-4	YAMW-5	YGWC-23S	YGWC-38	YGWC-41	YGWC-42
6/7/2016				<0.003			
7/28/2016				<0.003			
8/30/2016							<0.003
9/20/2016				<0.003			
11/8/2016				<0.003			
11/16/2016							<0.003
1/16/2017				<0.003			
2/27/2017							<0.003
3/9/2017				<0.003			
5/2/2017				<0.003			
5/10/2017							<0.003
7/10/2017				<0.003			
7/11/2017							<0.003
10/12/2017					<0.003	<0.003	<0.003
11/20/2017					<0.003		
11/21/2017						<0.003	
1/11/2018						<0.003	
1/12/2018					<0.003		
2/19/2018						<0.003	
2/20/2018					<0.003		
3/30/2018				<0.003			
4/3/2018					<0.003	<0.003	
4/4/2018							<0.003
6/27/2018						<0.003	
6/28/2018					<0.003		
8/7/2018					0.0015 (J)	<0.003	
9/20/2018							<0.003
9/24/2018					<0.003	<0.003	
3/6/2019				<0.003			
4/4/2019				<0.003			
8/22/2019					<0.003	<0.003	<0.003
9/26/2019	<0.003						
9/27/2019				0.00029 (J)			
3/25/2020	<0.003				0.00063 (J)	<0.003	<0.003
3/26/2020				<0.003			
9/23/2020		0.00065 (J)					
9/24/2020	<0.003		0.00033 (J)	0.00085 (J)			<0.003
9/25/2020					0.00061 (J)	<0.003	
2/9/2021	0.00037 (J)	0.0011 (J)	<0.003	0.00052 (J)	0.00031 (J)		
2/10/2021						0.0014 (J)	0.00053 (J)
3/3/2021	0.025	0.00062 (J)					
3/4/2021			<0.003	<0.003	<0.003	<0.003	<0.003
8/25/2021		<0.003		<0.003			<0.003
8/26/2021			<0.003		<0.003	<0.003	
9/1/2021	0.0024 (J)						
2/8/2022						<0.003	
2/10/2022	<0.003	<0.003	<0.003	<0.003	<0.003		<0.003
8/31/2022	0.0016 (J)						
9/1/2022		<0.003	<0.003	<0.003	<0.003	<0.003	<0.003
Mean	0.005171	0.001895	0.002555	0.002614	0.002441	0.0029	0.002846
Std. Dev.	0.008067	0.001222	0.00109	0.0009214	0.001027	0.0004	0.0006175
Upper Lim.	0.025	0.003	0.003	0.003	0.003	0.003	0.003

Confidence Interval

Constituent: Antimony (mg/L) Analysis Run 10/6/2022 11:20 AM View: Appendix IV

Plant Yates Client: Southern Company Data: Plant Yates AMA-R6

	YAMW-1	YAMW-4	YAMW-5	YGWC-23S	YGWC-38	YGWC-41	YGWC-42
Lower Lim.	0.00037	0.00062	0.00033	0.00085	0.00063	0.0014	0.00053

Confidence Interval

Constituent: Antimony (mg/L) Analysis Run 10/6/2022 11:20 AM View: Appendix IV

Plant Yates Client: Southern Company Data: Plant Yates AMA-R6

	YGWC-43	YGWC-49	PZ-35	PZ-37	YGWC-36A
8/31/2016	<0.003				
9/1/2016		<0.003			
9/2/2016					<0.003
11/14/2016					0.0014 (J)
11/15/2016		<0.003			
11/16/2016	<0.003				
2/24/2017	<0.003				
2/27/2017		0.0011 (J)			
2/28/2017					0.0004 (J)
5/9/2017		<0.003			<0.003
5/10/2017	<0.003				
7/11/2017	<0.003				
7/13/2017		<0.003			<0.003
9/22/2017					<0.003
9/29/2017					<0.003
10/6/2017					<0.003
10/11/2017		<0.003			
10/12/2017	<0.003			<0.003	
11/21/2017				<0.003	
1/11/2018				<0.003	
2/20/2018				<0.003	
3/30/2018					<0.003
4/3/2018				<0.003	
4/4/2018	<0.003	<0.003			
6/29/2018				<0.003	
8/6/2018				<0.003	
9/20/2018	<0.003	<0.003			
9/24/2018				<0.003	
3/6/2019					0.0011 (J)
4/4/2019					0.0041
8/21/2019	<0.003				
9/26/2019		<0.003	<0.003		0.0065
3/25/2020	0.00031 (J)	0.00053 (J)	<0.003		0.0011 (J)
9/24/2020		<0.003	<0.003		
9/25/2020	<0.003			0.0014 (J)	
10/7/2020					<0.003
2/9/2021	<0.003	<0.003		0.00035 (J)	
2/10/2021			<0.003		0.028
3/4/2021	<0.003	<0.003	0.00039 (J)	<0.003	0.0015 (J)
8/25/2021				<0.003	
9/1/2021		<0.003	<0.003		
9/3/2021					0.0016 (J)
9/27/2021	<0.003				
2/8/2022	<0.003	<0.003			
2/10/2022			<0.003	<0.003	
2/11/2022					0.0023 (J)
8/31/2022		<0.003	<0.003		
9/1/2022	<0.003			0.00091 (J)	<0.003
Mean	0.002832	0.002727	0.002674	0.002547	0.003947
Std. Dev.	0.0006725	0.0007535	0.0009228	0.0009232	0.005975
Upper Lim.	0.003	0.003	0.003	0.003	0.0041
Lower Lim.	0.00031	0.0011	0.00039	0.0014	0.0014

Confidence Interval

Constituent: Arsenic (mg/L) Analysis Run 10/6/2022 11:20 AM View: Appendix IV

Plant Yates Client: Southern Company Data: Plant Yates AMA-R6

	YAMW-1	YAMW-4	YAMW-5	YGWC-23S	YGWC-38	YGWC-41	YGWC-42
6/7/2016				<0.005			
7/28/2016				<0.005			
8/30/2016							0.0023 (J)
9/20/2016				<0.005			
11/8/2016				<0.005			
11/16/2016							0.0017 (J)
1/16/2017				<0.005			
2/27/2017							0.002 (J)
3/9/2017				<0.005			
5/2/2017				<0.005			
5/10/2017							0.0022 (J)
7/10/2017				<0.005			
7/11/2017							0.003 (J)
10/12/2017					0.0023 (J)	0.0011 (J)	0.0031 (J)
11/20/2017					0.0008 (J)		
11/21/2017						<0.005	
1/11/2018						<0.005	
1/12/2018					0.001 (J)		
2/19/2018						<0.005	
2/20/2018					0.00096 (J)		
3/30/2018				<0.005			
4/3/2018					0.0015 (J)	0.00072 (J)	
4/4/2018							0.0023 (J)
6/12/2018				<0.005			
6/27/2018						0.00062 (J)	
6/28/2018					0.0017 (J)		
8/7/2018					0.00072 (J)	<0.005	
9/20/2018							0.0018 (J)
9/24/2018					0.0017 (J)	0.001 (J)	
9/27/2018				<0.005			
10/16/2018	<0.005						
3/6/2019				<0.005			
4/4/2019				<0.005			
8/22/2019					0.00055 (J)	0.00036 (J)	0.00089 (J)
9/26/2019	<0.005						
9/27/2019				<0.005			
10/9/2019					0.00057 (J)	0.00052 (J)	0.00078 (J)
3/25/2020	<0.005				0.00068 (J)	0.001 (J)	0.0013 (J)
3/26/2020				0.0012 (J)			
9/23/2020		<0.005					
9/24/2020	<0.005		0.0015 (J)	<0.005			<0.005
9/25/2020					<0.005	<0.005	
2/9/2021	<0.005	0.001 (J)	0.00095 (J)	<0.005	0.00098 (J)		
2/10/2021						<0.005	0.0016 (J)
3/3/2021	<0.005	0.00079 (J)					
3/4/2021			<0.005	<0.005	<0.005	<0.005	<0.005
8/25/2021		<0.005		<0.005			0.0014 (J)
8/26/2021			<0.005		0.0013 (J)	<0.005	
9/1/2021	<0.005						
2/8/2022						0.0021 (J)	
2/10/2022	0.0023 (J)	0.0026 (J)	0.0024 (J)	0.0025 (J)	0.0017 (J)		0.0026 (J)
8/31/2022	<0.005						

Confidence Interval

Constituent: Arsenic (mg/L) Analysis Run 10/6/2022 11:20 AM View: Appendix IV

Plant Yates Client: Southern Company Data: Plant Yates AMA-R6

	YAMW-1	YAMW-4	YAMW-5	YGWC-23S	YGWC-38	YGWC-41	YGWC-42
9/1/2022		<0.005	<0.005	<0.005	<0.005	<0.005	<0.005
Mean	0.0047	0.003232	0.003308	0.0047	0.001851	0.003084	0.002469
Std. Dev.	0.0009	0.002036	0.00191	0.0009695	0.001577	0.002126	0.001367
Upper Lim.	0.005	0.005	0.00249	0.005	0.001259	0.005	0.002268
Lower Lim.	0.0023	0.00079	0.0008729	0.0025	0.0007476	0.00072	0.001391

Confidence Interval

Constituent: Arsenic (mg/L) Analysis Run 10/6/2022 11:20 AM View: Appendix IV

Plant Yates Client: Southern Company Data: Plant Yates AMA-R6

	YGWC-43	YGWC-49	PZ-35	PZ-37	YGWC-36A
8/31/2016	<0.005				
9/1/2016		<0.005			
9/2/2016					<0.005
11/14/2016					<0.005
11/15/2016		<0.005			
11/16/2016	<0.005				
2/24/2017	<0.005				
2/27/2017		<0.005			
2/28/2017					0.0006 (J)
5/9/2017		<0.005			0.0006 (J)
5/10/2017	<0.005				
7/11/2017	<0.005				
7/13/2017		<0.005			<0.005
9/22/2017					<0.005
9/29/2017					<0.005
10/6/2017					<0.005
10/11/2017		0.0006 (J)			
10/12/2017	<0.005			0.0014 (J)	
11/21/2017				0.0008 (J)	
1/11/2018				0.0006 (J)	
2/20/2018				<0.005	
3/30/2018					<0.005
4/3/2018				0.0012 (J)	
4/4/2018	<0.005	<0.005			
6/13/2018					0.00066 (J)
6/29/2018				0.0011 (J)	
8/6/2018				<0.005	
9/20/2018	0.00099 (J)	0.001 (J)			
9/24/2018				0.00094 (J)	
9/26/2018					<0.005
10/16/2018			0.00069 (J)		
3/6/2019					<0.005
4/4/2019					<0.005
8/21/2019	<0.005				
9/26/2019		<0.005	<0.005		<0.005
10/9/2019	0.00051 (J)				
3/25/2020	0.0007 (J)	0.00086 (J)	<0.005		<0.005
9/24/2020		<0.005	<0.005		
9/25/2020	<0.005			<0.005	
10/7/2020					<0.005
2/9/2021	<0.005	<0.005		0.0015 (J)	
2/10/2021			0.00096 (J)		0.00088 (J)
3/4/2021	<0.005	<0.005	<0.005	<0.005	<0.005
8/25/2021				0.0014 (J)	
9/1/2021		<0.005	<0.005		
9/3/2021					<0.005
9/27/2021	<0.005				
2/8/2022	0.0022 (J)	<0.005			
2/10/2022			0.0018 (J)	0.0017 (J)	
2/11/2022					0.0014 (J)
8/31/2022		<0.005	<0.005		
9/1/2022	<0.005			<0.005	<0.005

Confidence Interval

Constituent: Arsenic (mg/L) Analysis Run 10/6/2022 11:20 AM View: Appendix IV

Plant Yates Client: Southern Company Data: Plant Yates AMA-R6

	YGWC-43	YGWC-49	PZ-35	PZ-37	YGWC-36A
Mean	0.004082	0.004216	0.003717	0.002546	0.004007
Std. Dev.	0.001737	0.001687	0.001947	0.001919	0.001827
Upper Lim.	0.005	0.005	0.005	0.005	0.005
Lower Lim.	0.0022	0.001	0.00069	0.00094	0.0014

Confidence Interval

Constituent: Barium (mg/L) Analysis Run 10/6/2022 11:20 AM View: Appendix IV

Plant Yates Client: Southern Company Data: Plant Yates AMA-R6

	YAMW-1	YAMW-2	YAMW-4	YAMW-5	YGWC-23S	YGWC-38	YGWC-41
6/7/2016					0.045		
7/28/2016					0.0511		
9/20/2016					0.0561		
11/8/2016					0.054		
1/16/2017					0.0528		
3/9/2017					0.0469		
5/2/2017					0.0427		
7/10/2017					0.0395		
10/12/2017						0.0269	0.0394
11/20/2017						0.0255	
11/21/2017							0.032
1/11/2018							0.03
1/12/2018						0.0236	
2/19/2018							0.0308
2/20/2018						0.0255	
3/30/2018					0.03		
4/3/2018						0.023	0.03
6/12/2018					0.024		
6/27/2018							0.028
6/28/2018						0.024	
8/7/2018						0.023	0.027
9/24/2018						0.021	0.026
9/27/2018					0.022		
10/16/2018	0.048						
3/6/2019					0.019		
4/4/2019					0.019		
8/22/2019						0.019	0.021
9/26/2019	0.047						
9/27/2019					0.018		
10/9/2019						0.019	0.021
3/25/2020	0.04					0.018	0.021
3/26/2020					0.027		
9/23/2020		0.0092 (J)	0.0063 (J)				
9/24/2020	0.028			0.057	0.035		
9/25/2020						0.015	0.016
2/9/2021	0.039	0.0085 (J)	0.02	0.042	0.042	0.016	
2/10/2021							0.017
3/3/2021	0.035	0.0082	0.021				
3/4/2021				0.039	0.043	0.016	0.017
8/25/2021			0.0037 (J)		0.049		
8/26/2021				0.036		0.016	0.018
9/1/2021	0.075	0.0072					
2/8/2022							0.021
2/10/2022	0.084	0.0074	0.0033 (J)	0.034	0.058	0.016	
8/31/2022	0.085						
9/1/2022		0.0092	0.003 (J)	0.034	0.053	0.014	0.019
Mean	0.05344	0.008283	0.00955	0.04033	0.03939	0.02009	0.02436
Std. Dev.	0.02192	0.0008589	0.008568	0.008733	0.01349	0.004235	0.006639
Upper Lim.	0.07388	0.009463	0.021	0.0519	0.04683	0.02274	0.02852
Lower Lim.	0.03319	0.007103	0.003	0.03029	0.03194	0.01743	0.02021

Confidence Interval

Constituent: Barium (mg/L) Analysis Run 10/6/2022 11:20 AM View: Appendix IV

Plant Yates Client: Southern Company Data: Plant Yates AMA-R6

	YGWC-42	YGWC-43	YGWC-49	PZ-35	PZ-37	YGWC-36A
8/30/2016	0.0455					
8/31/2016		0.0065 (J)				
9/1/2016			0.077			
9/2/2016						0.0409
11/14/2016						0.0182
11/15/2016			0.0772			
11/16/2016	0.0541	0.0092 (J)				
2/24/2017		0.0144				
2/27/2017	0.0573		0.0888			
2/28/2017						0.023
5/9/2017			0.0792			0.0349
5/10/2017	0.0517	0.0173				
7/11/2017	0.0451	0.0183				
7/13/2017			0.0839			0.0484
9/22/2017						0.0491
9/29/2017						0.0452
10/6/2017						0.0508
10/11/2017			0.078			
10/12/2017	0.0429	0.0205			0.064	
11/21/2017					0.0579	
1/11/2018					0.0549	
2/20/2018					0.0593	
3/30/2018						0.043
4/3/2018					0.051	
4/4/2018	0.041	0.024	0.074			
6/13/2018						0.046
6/29/2018					0.054	
8/6/2018					0.048	
9/20/2018	0.038	0.035	0.074			
9/24/2018					0.047	
9/26/2018						0.048
10/16/2018				0.063		
3/6/2019						0.041
4/4/2019						0.042
8/21/2019		0.03				
8/22/2019	0.031					
9/26/2019			0.065	0.039		0.025
10/9/2019	0.027	0.04				
3/25/2020	0.03	0.033	0.071	0.039		0.025
9/24/2020	0.026		0.066	0.034		
9/25/2020		0.046			0.034	
10/7/2020						0.04
2/9/2021		0.041	0.071		0.036	
2/10/2021	0.031			0.032		0.035
3/4/2021	0.03	0.039	0.069	0.033	0.036	0.028
8/25/2021	0.027				0.035	
9/1/2021			0.066	0.067		
9/3/2021						0.038
9/27/2021		0.0097				
2/8/2022		0.029	0.07			
2/10/2022	0.026			0.074	0.029	
2/11/2022						0.044

Confidence Interval

Constituent: Barium (mg/L) Analysis Run 10/6/2022 11:20 AM View: Appendix IV

Plant Yates Client: Southern Company Data: Plant Yates AMA-R6

	YGWC-42	YGWC-43	YGWC-49	PZ-35	PZ-37	YGWC-36A
8/31/2022			0.058	0.1		
9/1/2022	0.023	0.029			0.023	0.059
Mean	0.03686	0.02599	0.07301	0.05344	0.04494	0.03926
Std. Dev.	0.01095	0.01221	0.007692	0.02382	0.01266	0.01047
Upper Lim.	0.04372	0.03365	0.07801	0.07514	0.0539	0.04504
Lower Lim.	0.03	0.01834	0.068	0.03196	0.03597	0.03349

Confidence Interval

Constituent: Beryllium (mg/L) Analysis Run 10/6/2022 11:20 AM View: Appendix IV

Plant Yates Client: Southern Company Data: Plant Yates AMA-R6

	YAMW-1	YAMW-2	YAMW-5	YGWC-23S	YGWC-38	YGWC-41	YGWC-42
6/7/2016				<0.0005			
7/28/2016				<0.0005			
8/30/2016							9E-05 (J)
9/20/2016				0.0001 (J)			
11/8/2016				<0.0005			
11/16/2016							<0.0005
1/16/2017				0.0001 (J)			
2/27/2017							<0.0005
3/9/2017				0.0001 (J)			
5/2/2017				9E-05 (J)			
5/10/2017							9E-05 (J)
7/10/2017				<0.0005			
7/11/2017							0.0001 (J)
10/12/2017					0.0057	0.0036	<0.0005
11/20/2017					0.0053		
11/21/2017						0.0036	
1/11/2018						0.0037	
1/12/2018					0.0053		
2/19/2018						0.0039	
2/20/2018					0.0053		
3/30/2018				<0.0005			
4/3/2018					0.0056	0.0037	
4/4/2018							<0.0005
6/12/2018				8.1E-05 (J)			
6/27/2018						0.0038	
6/28/2018					0.0059		
8/7/2018					0.0058	0.0037	
9/20/2018							<0.0005
9/24/2018					0.0051	0.0032	
9/27/2018				9E-05 (J)			
10/16/2018	<0.0005						
3/6/2019				6.6E-05 (J)			
4/4/2019				7.2E-05 (J)			
8/22/2019					0.0049	0.0026 (J)	<0.0005
9/26/2019	<0.0005						
9/27/2019				7.7E-05 (J)			
10/9/2019					0.0046	0.0026 (J)	<0.0005
1/15/2020			0.00017 (J)				
3/25/2020	0.00037 (J)				0.0038	0.0026 (J)	<0.0005
3/26/2020				9E-05 (J)			
9/23/2020		<0.0005					
9/24/2020	5.8E-05 (J)		8.6E-05 (J)	0.00015 (J)			6.7E-05 (J)
9/25/2020					0.0033	0.002 (J)	
2/9/2021	<0.0005	5.1E-05 (J)	0.00015 (J)	0.00015 (J)	0.0029 (J)		
2/10/2021						0.0015 (J)	5.7E-05 (J)
3/3/2021	<0.0005	<0.0005					
3/4/2021			0.00013 (J)	0.00013 (J)	0.0029	0.0015	<0.0005
8/25/2021				0.00019 (J)			<0.0005
8/26/2021			0.00012 (J)		0.0028	0.0012	
9/1/2021	9.5E-05 (J)	6.5E-05 (J)					
2/8/2022						0.0016	
2/10/2022	0.00016 (J)	7.4E-05 (J)	0.00013 (J)	0.00023 (J)	0.0027		6.1E-05 (J)

Confidence Interval

Constituent: Beryllium (mg/L) Analysis Run 10/6/2022 11:20 AM View: Appendix IV

Plant Yates Client: Southern Company Data: Plant Yates AMA-R6

	YAMW-1	YAMW-2	YAMW-5	YGWC-23S	YGWC-38	YGWC-41	YGWC-42
8/31/2022	0.00011 (J)						
9/1/2022		5.7E-05 (J)	0.00011 (J)	0.00019 (J)	0.0022	0.0013	<0.0005
Mean	0.0003103	0.0002078	0.000128	0.0002098	0.004359	0.002712	0.0003509
Std. Dev.	0.0002001	0.0002264	2.71E-05	0.0001716	0.001296	0.00101	0.0002084
Upper Lim.	0.0005	0.0005	0.0001602	0.00023	0.0056	0.0037	0.0005
Lower Lim.	5.8E-05	5.1E-05	9.58E-05	9E-05	0.0028	0.0015	6.7E-05

Confidence Interval

Constituent: Beryllium (mg/L) Analysis Run 10/6/2022 11:20 AM View: Appendix IV

Plant Yates Client: Southern Company Data: Plant Yates AMA-R6

	YGWC-43	YGWC-49	PZ-35	PZ-37	YGWC-36A
8/31/2016	<0.0005				
9/1/2016		0.0001 (J)			
9/2/2016					0.0003 (J)
11/14/2016					9E-05 (J)
11/15/2016		0.0001 (J)			
11/16/2016	<0.0005				
2/24/2017	<0.0005				
2/27/2017		0.0001 (J)			
2/28/2017					0.0001 (J)
5/9/2017		0.0001 (J)			0.0002 (J)
5/10/2017	<0.0005				
7/11/2017	<0.0005				
7/13/2017		0.0001 (J)			0.0003 (J)
9/22/2017					0.0003 (J)
9/29/2017					0.0003 (J)
10/6/2017					0.0003 (J)
10/11/2017		0.0001 (J)			
10/12/2017	0.0001 (J)			0.0004 (J)	
11/21/2017				0.0004 (J)	
1/11/2018				0.0003 (J)	
2/20/2018				<0.0005	
3/30/2018					<0.0005
4/3/2018				<0.0005	
4/4/2018	<0.0005	<0.0005			
6/13/2018					0.00035 (J)
6/29/2018				0.00033 (J)	
8/6/2018				0.0002 (J)	
8/30/2018			0.00052 (J)		
9/20/2018	0.00029 (J)	0.00011 (J)			
9/24/2018				0.00029 (J)	
9/26/2018					0.00032 (J)
10/16/2018			0.00036 (J)		
3/6/2019					0.00029 (J)
4/4/2019					0.00033 (J)
8/21/2019	0.0003 (J)				
9/26/2019		0.00013 (J)	<0.0005		0.00029 (J)
10/9/2019	0.00034 (J)				
3/25/2020	0.00034 (J)	0.00013 (J)	<0.0005		0.00022 (J)
9/24/2020		0.00013 (J)	0.00033 (J)		
9/25/2020	0.00054 (J)			0.00031 (J)	
10/7/2020					0.00014 (J)
2/9/2021	0.00053 (J)	0.00013 (J)		0.00029 (J)	
2/10/2021			0.00025 (J)		9.9E-05 (J)
3/4/2021	0.00056	0.0001 (J)	0.00025 (J)	0.00017 (J)	0.00016 (J)
8/25/2021				0.00059	
9/1/2021		0.00012 (J)	0.00045 (J)		
9/3/2021					0.00035 (J)
9/27/2021	0.00015 (J)				
2/8/2022	0.00037 (J)	0.00015 (J)			
2/10/2022			0.00055	0.001	
2/11/2022					0.00043 (J)
8/31/2022		0.00017 (J)	0.00061		

Confidence Interval

Constituent: Beryllium (mg/L) Analysis Run 10/6/2022 11:20 AM View: Appendix IV

Plant Yates Client: Southern Company Data: Plant Yates AMA-R6

	YGWC-43	YGWC-49	PZ-35	PZ-37	YGWC-36A
9/1/2022	0.00033 (J)			0.0011	0.00053
Mean	0.0004029	0.0001419	0.000432	0.0004557	0.0002809
Std. Dev.	0.0001391	9.779E-05	0.0001268	0.0002777	0.0001214
Upper Lim.	0.00053	0.00015	0.0005092	0.0006125	0.0003479
Lower Lim.	0.0003	0.0001	0.000286	0.0002694	0.0002139

Confidence Interval

Constituent: Cadmium (mg/L) Analysis Run 10/6/2022 11:20 AM View: Appendix IV

Plant Yates Client: Southern Company Data: Plant Yates AMA-R6

	YAMW-1	YAMW-2	YAMW-5	YGWC-23S	YGWC-38	YGWC-41	YGWC-42
6/7/2016				<0.0005			
7/28/2016				<0.0005			
8/30/2016							<0.0005
9/20/2016				<0.0005			
11/8/2016				7E-05 (J)			
11/16/2016							<0.0005
1/16/2017				<0.0005			
2/27/2017							<0.0005
3/9/2017				<0.0005			
5/2/2017				<0.0005			
5/10/2017							0.0002 (J)
7/10/2017				<0.0005			
7/11/2017							0.0005 (J)
10/12/2017					0.003	0.0002 (J)	0.0006 (J)
11/20/2017					0.0027		
11/21/2017						0.0003 (J)	
1/11/2018						0.0002 (J)	
1/12/2018					0.0029		
2/19/2018						<0.0005	
2/20/2018					0.0029		
3/30/2018				<0.0005			
4/3/2018					0.0027	<0.0005	
4/4/2018							<0.0005
6/12/2018				<0.0005			
6/27/2018						0.00025 (J)	
6/28/2018					0.0029		
8/7/2018					0.0027	0.00024 (J)	
9/20/2018							0.0002 (J)
9/24/2018					0.0027	0.00021 (J)	
9/27/2018				<0.0005			
10/16/2018	0.00014 (J)						
3/6/2019				<0.0005			
4/4/2019				<0.0005			
8/22/2019					0.0023 (J)	0.00015 (J)	0.00017 (J)
9/26/2019	<0.0005						
9/27/2019				<0.0005			
10/9/2019					0.0021 (J)	0.00017 (J)	0.00025 (J)
3/25/2020	<0.0005				0.0018 (J)	0.00018 (J)	0.00021 (J)
3/26/2020				<0.0005			
9/23/2020		<0.0005					
9/24/2020	0.00017 (J)		0.00018 (J)	<0.0005			0.00014 (J)
9/25/2020					0.0015 (J)	0.00014 (J)	
2/9/2021	0.00013 (J)	<0.0005	0.00025 (J)	<0.0005	0.0014 (J)		
2/10/2021						<0.0005	<0.0005
3/3/2021	<0.0005	<0.0005					
3/4/2021			0.00018 (J)	<0.0005	0.0013	<0.0005	<0.0005
8/25/2021				<0.0005			<0.0005
8/26/2021			0.00021 (J)		0.0011	<0.0005	
9/1/2021	0.00023 (J)	<0.0005					
2/8/2022						0.00012 (J)	
2/10/2022	0.00018 (J)	<0.0005	0.00022 (J)	<0.0005	0.0011		<0.0005
8/31/2022	0.00015 (J)						

Confidence Interval

Constituent: Cadmium (mg/L) Analysis Run 10/6/2022 11:20 AM View: Appendix IV

Plant Yates Client: Southern Company Data: Plant Yates AMA-R6

	YAMW-1	YAMW-2	YAMW-5	YGWC-23S	YGWC-38	YGWC-41	YGWC-42
9/1/2022		0.00015 (J)	0.00023 (J)	<0.0005	0.00094	<0.0005	<0.0005
Mean	0.0002778	0.0004417	0.0002117	0.0004795	0.00212	0.0003035	0.0003982
Std. Dev.	0.0001691	0.0001429	2.787E-05	9.383E-05	0.0007553	0.0001553	0.0001579
Upper Lim.	0.0005	0.0005	0.00025	0.0005	0.0029	0.0005	0.0005
Lower Lim.	0.00013	0.00015	0.0001734	7E-05	0.0013	0.00017	0.0002

Confidence Interval

Constituent: Cadmium (mg/L) Analysis Run 10/6/2022 11:20 AM View: Appendix IV

Plant Yates Client: Southern Company Data: Plant Yates AMA-R6

	YGWC-49	PZ-35	PZ-37	YGWC-36A
9/1/2016	<0.0005			
9/2/2016				<0.0005
11/14/2016				9E-05 (J)
11/15/2016	<0.0005			
2/27/2017	7E-05 (J)			
2/28/2017				0.0001 (J)
5/9/2017	<0.0005			0.0002 (J)
7/13/2017	<0.0005			0.0002 (J)
9/22/2017				0.0002 (J)
9/29/2017				0.0002 (J)
10/6/2017				0.0002 (J)
10/11/2017	<0.0005			
10/12/2017			0.0002 (J)	
11/21/2017			0.0002 (J)	
1/11/2018			0.0004 (J)	
2/20/2018			<0.0005	
3/30/2018				<0.0005
4/3/2018			<0.0005	
4/4/2018	<0.0005			
6/13/2018				0.00019 (J)
6/29/2018			0.00099 (J)	
8/6/2018			0.00063 (J)	
9/20/2018	<0.0005			
9/24/2018			0.00069 (J)	
9/26/2018				0.00018 (J)
10/16/2018		<0.0005		
3/6/2019				0.00015 (J)
4/4/2019				0.00019 (J)
9/26/2019	<0.0005	<0.0005		0.00017 (J)
3/25/2020	<0.0005	0.00016 (J)		0.00019 (J)
9/24/2020	<0.0005	<0.0005		
9/25/2020			0.00039 (J)	
10/7/2020				0.00012 (J)
2/9/2021	<0.0005		0.00042 (J)	
2/10/2021		<0.0005		<0.0005
3/4/2021	<0.0005	<0.0005	0.00028 (J)	<0.0005
8/25/2021			0.00094	
9/1/2021	<0.0005	<0.0005		
9/3/2021				<0.0005
2/8/2022	<0.0005			
2/10/2022		<0.0005	0.00093	
2/11/2022				<0.0005
8/31/2022	<0.0005	0.00011 (J)		
9/1/2022			0.0009	<0.0005
Mean	0.0004731	0.0004189	0.0005693	0.00028
Std. Dev.	0.0001075	0.0001614	0.0002803	0.0001625
Upper Lim.	0.0005	0.0005	0.0007678	0.0005
Lower Lim.	7E-05	0.00011	0.0003708	0.00017

Confidence Interval

Constituent: Chromium (mg/L) Analysis Run 10/6/2022 11:20 AM View: Appendix IV

Plant Yates Client: Southern Company Data: Plant Yates AMA-R6

	YAMW-1	YAMW-2	YAMW-4	YAMW-5	YGWC-23S	YGWC-38	YGWC-41
6/7/2016					<0.005		
7/28/2016					0.0008 (J)		
9/20/2016					<0.005		
11/8/2016					<0.005		
1/16/2017					<0.005		
3/9/2017					<0.005		
5/2/2017					0.0007 (J)		
7/10/2017					<0.005		
10/12/2017						0.0005 (J)	<0.005
11/20/2017						<0.005	
11/21/2017							<0.005
1/11/2018							<0.005
1/12/2018						<0.005	
2/19/2018							<0.005
2/20/2018						<0.005	
3/30/2018					<0.005		
4/3/2018						<0.005	<0.005
6/27/2018							<0.005
6/28/2018						<0.005	
8/7/2018						<0.005	<0.005
9/24/2018						<0.005	<0.005
3/6/2019					<0.005		
8/22/2019						<0.005	<0.005
10/9/2019						<0.005	<0.005
3/25/2020	0.00058 (J)					0.00065 (J)	0.00039 (J)
3/26/2020					0.0019 (J)		
9/23/2020		0.00071 (J)	<0.005				
9/24/2020	0.00074 (J)			<0.005	0.0011 (J)		
9/25/2020						<0.005	<0.005
2/9/2021	0.001 (J)	0.0011 (J)	0.00057 (J)	<0.005	0.00086 (J)	<0.005	
2/10/2021							<0.005
3/3/2021	0.00076 (J)	0.0012 (J)	<0.005				
3/4/2021				<0.005	0.00078 (J)	<0.005	<0.005
8/25/2021			<0.005		<0.005		
8/26/2021				<0.005		<0.005	<0.005
9/1/2021	<0.005	0.003 (J)					
2/8/2022							<0.005
2/10/2022	0.0013 (J)	<0.005	<0.005	0.0016 (J)	<0.005	<0.005	
8/31/2022	<0.005						
9/1/2022		<0.005	<0.005	<0.005	<0.005	<0.005	<0.005
Mean	0.002054	0.002668	0.004262	0.004433	0.003596	0.004479	0.004729
Std. Dev.	0.002025	0.001972	0.001809	0.001388	0.001975	0.00147	0.001118
Upper Lim.	0.005	0.002717	0.005	0.005	0.005	0.005	0.005
Lower Lim.	0.00058	0.0002885	0.00057	0.0016	0.00086	0.00065	0.00039

Confidence Interval

Constituent: Chromium (mg/L) Analysis Run 10/6/2022 11:20 AM View: Appendix IV

Plant Yates Client: Southern Company Data: Plant Yates AMA-R6

	YGWC-42	YGWC-43	YGWC-49	PZ-35	PZ-37	YGWC-36A
8/30/2016	<0.005					
8/31/2016		<0.005				
9/1/2016			0.0013 (J)			
9/2/2016						<0.005
11/14/2016						0.0035
11/15/2016			0.0014 (J)			
11/16/2016	<0.005	<0.005				
2/24/2017		<0.005				
2/27/2017	<0.005		0.0016 (J)			
2/28/2017						<0.005
5/9/2017			0.0017 (J)			<0.005
5/10/2017	0.0006 (J)	0.0005 (J)				
7/11/2017	<0.005	<0.005				
7/13/2017			0.0019 (J)			<0.005
9/22/2017						<0.005
9/29/2017						<0.005
10/6/2017						<0.005
10/11/2017			0.0014 (J)			
10/12/2017	<0.005	<0.005			0.0019 (J)	
11/21/2017					0.0017 (J)	
1/11/2018					0.001 (J)	
2/20/2018					<0.005	
3/30/2018						<0.005
4/3/2018					<0.005	
4/4/2018	<0.005	<0.005	<0.005			
6/29/2018					<0.005	
8/6/2018					<0.005	
9/20/2018	<0.005	<0.005	0.0017 (J)			
9/24/2018					<0.005	
3/6/2019						<0.005
8/21/2019		0.00062 (J)				
8/22/2019	<0.005					
10/9/2019	0.00043 (J)	0.00074 (J)				
3/25/2020	0.0013 (J)	<0.005	0.0019 (J)	0.0012 (J)		0.00074 (J)
9/24/2020	<0.005		0.0019 (J)	0.00061 (J)		
9/25/2020		0.00071 (J)			<0.005	
10/7/2020						0.0013 (J)
2/9/2021		<0.005	0.002 (J)		<0.005	
2/10/2021	<0.005			0.0006 (J)		0.00094 (J)
3/4/2021	<0.005	<0.005	0.0017 (J)	0.0007 (J)	<0.005	<0.005
8/25/2021	<0.005				<0.005	
9/1/2021			0.002 (J)	<0.005		
9/3/2021						<0.005
9/27/2021		<0.005				
2/8/2022		<0.005	0.0021 (J)			
2/10/2022	<0.005			<0.005	<0.005	
2/11/2022						<0.005
8/31/2022			0.002 (J)	<0.005		
9/1/2022	<0.005	<0.005			<0.005	<0.005
Mean	0.004255	0.003975	0.001973	0.002587	0.004257	0.004205
Std. Dev.	0.001668	0.001906	0.000873	0.002266	0.001488	0.001578
Upper Lim.	0.005	0.005	0.0021	0.005	0.005	0.005

Confidence Interval

Constituent: Chromium (mg/L) Analysis Run 10/6/2022 11:20 AM View: Appendix IV

Plant Yates Client: Southern Company Data: Plant Yates AMA-R6

	YGWC-42	YGWC-43	YGWC-49	PZ-35	PZ-37	YGWC-36A
Lower Lim.	0.0013	0.00074	0.0014	0.0006	0.0019	0.0035

Confidence Interval

Constituent: Cobalt (mg/L) Analysis Run 10/6/2022 11:20 AM View: Appendix IV

Plant Yates Client: Southern Company Data: Plant Yates AMA-R6

	YAMW-1	YAMW-2	YAMW-4	YAMW-5	YGWC-41	YGWC-42	YGWC-43
8/30/2016						0.0025 (J)	
8/31/2016							<0.005
11/16/2016						0.002 (J)	<0.005
2/24/2017							<0.005
2/27/2017						0.0021 (J)	
5/10/2017						0.0021 (J)	<0.005
7/11/2017						0.0014 (J)	<0.005
10/12/2017					0.0011 (J)	0.0017 (J)	0.0006 (J)
11/21/2017					0.0003 (J)		
1/11/2018					0.0003 (J)		
2/19/2018					<0.005		
4/3/2018					<0.005		
4/4/2018						<0.005	<0.005
6/27/2018					0.00069 (J)		
8/7/2018					<0.005		
9/20/2018						0.003 (J)	0.0034 (J)
9/24/2018					<0.005		
10/16/2018	0.032						
8/21/2019							0.0026 (J)
8/22/2019					<0.005	0.0019 (J)	
9/26/2019	0.015						
10/9/2019					<0.005	0.0019 (J)	0.0023 (J)
1/3/2020	<0.005						
3/25/2020	<0.005				<0.005	0.0018 (J)	0.0016 (J)
9/23/2020		0.0025 (J)	0.00052 (J)				
9/24/2020	0.01			0.00077 (J)		0.0017 (J)	
9/25/2020					<0.005		0.0018 (J)
2/9/2021	0.03	0.001 (J)	0.00063 (J)	<0.005			0.0017 (J)
2/10/2021					<0.005	0.0019 (J)	
3/3/2021	0.018	0.00082 (J)	0.001 (J)				
3/4/2021				<0.005	<0.005	0.0018 (J)	0.0015 (J)
8/25/2021			0.00041 (J)			0.0014 (J)	
8/26/2021				<0.005	<0.005		
9/1/2021	0.022	0.00093 (J)					
9/27/2021							<0.005
2/8/2022					<0.005		0.00045 (J)
2/10/2022	0.011	0.00052 (J)	0.00044 (J)	<0.005		0.0017 (J)	
8/31/2022	0.0041 (J)						
9/1/2022		0.0068	0.00048 (J)	<0.005	<0.005	0.0015 (J)	0.0005 (J)
Mean	0.01521	0.002095	0.00058	0.004295	0.003964	0.002082	0.003026
Std. Dev.	0.01017	0.002407	0.0002195	0.001727	0.001932	0.000848	0.001848
Upper Lim.	0.02381	0.005052	0.0008727	0.005	0.005	0.0025	0.005
Lower Lim.	0.006245	0.0002235	0.0003244	0.00077	0.0011	0.0015	0.0015

Confidence Interval

Constituent: Cobalt (mg/L) Analysis Run 10/6/2022 11:20 AM View: Appendix IV

Plant Yates Client: Southern Company Data: Plant Yates AMA-R6

	YGWC-49	PZ-35	PZ-37	YGWC-36A
9/1/2016	<0.005			
9/2/2016				0.0006 (J)
11/14/2016				<0.005
11/15/2016	0.0006 (J)			
2/27/2017	0.0008 (J)			
2/28/2017				<0.005
5/9/2017	<0.005			<0.005
7/13/2017	0.0005 (J)			<0.005
9/22/2017				<0.005
9/29/2017				<0.005
10/6/2017				<0.005
10/11/2017	0.0006 (J)			
10/12/2017			0.0078 (J)	
11/21/2017			0.0097 (J)	
1/11/2018			0.0131	
2/20/2018			0.0162	
3/30/2018				<0.005
4/3/2018			0.015	
4/4/2018	<0.005			
6/13/2018				<0.005
6/29/2018			0.013	
8/6/2018			0.0053 (J)	
9/20/2018	<0.005			
9/24/2018			0.0071 (J)	
9/26/2018				<0.005
10/16/2018		<0.005		
3/6/2019				<0.005
4/4/2019				<0.005
9/26/2019	<0.005	<0.005		0.00048 (J)
3/25/2020	<0.005	0.0059		0.00038 (J)
9/24/2020	<0.005	<0.005		
9/25/2020			0.0023 (J)	
10/7/2020				0.00086 (J)
2/9/2021	<0.005		0.0023 (J)	
2/10/2021		<0.005		0.00038 (J)
3/4/2021	<0.005	<0.005	0.003 (J)	<0.005
8/25/2021			0.0068	
9/1/2021	<0.005	<0.005		
9/3/2021				<0.005
2/8/2022	<0.005			
2/10/2022		<0.005	0.0036 (J)	
2/11/2022				<0.005
8/31/2022	<0.005	<0.005		
9/1/2022			0.0025 (J)	<0.005
Mean	0.003906	0.0051	0.007693	0.003938
Std. Dev.	0.001957	0.0003	0.004946	0.001949
Upper Lim.	0.005	0.0059	0.0112	0.005
Lower Lim.	0.0008	0.005	0.00419	0.00086

Confidence Interval

Constituent: Combined Radium 226 + 228 (pCi/L) Analysis Run 10/6/2022 11:20 AM View: Appendix IV

Plant Yates Client: Southern Company Data: Plant Yates AMA-R6

	YAMW-1	YAMW-2	YAMW-4	YAMW-5	YGWC-23S	YGWC-38	YGWC-41
6/7/2016					0.303 (U)		
7/28/2016					0.386 (U)		
9/20/2016					1.47		
11/8/2016					0.22 (U)		
1/16/2017					0.147 (U)		
3/9/2017					0.0892 (U)		
5/2/2017					0.149 (U)		
7/10/2017					0.815 (U)		
10/12/2017						1.24	0.641 (U)
11/20/2017						0.342 (U)	
11/21/2017							2.01
1/11/2018							0.919 (U)
1/12/2018						1.04	
2/19/2018							1.82
2/20/2018						1.6 (U)	
3/30/2018					0.659 (U)		
4/3/2018						0.726 (U)	0.911 (U)
6/12/2018					1.03 (U)		
6/27/2018							0.429 (U)
6/28/2018						1.06 (U)	
8/7/2018						1.21	0.579 (U)
9/24/2018						1.52	1.39
9/27/2018					1.06 (U)		
10/16/2018	0.384 (U)						
3/6/2019					0.736 (U)		
4/4/2019					0.474 (U)		
8/22/2019						1.97	2.03
9/27/2019					0.684 (U)		
10/8/2019						0.751 (U)	0.609 (U)
3/25/2020	0.525 (U)					0.321 (U)	0.568 (U)
3/26/2020					0.281 (U)		
9/23/2020		0.0813 (U)	1.2 (U)				
9/24/2020	0.547 (U)			0.668 (U)	0.788 (U)		
9/25/2020						0.246 (U)	0.769 (U)
2/9/2021	0.866 (U)	0.492 (U)	0.659 (U)	1.07 (U)	0.464 (U)	0.626 (U)	
2/10/2021							0.548 (U)
3/3/2021	0.377 (U)	0.563 (U)	1.07				
3/4/2021				1.46	0.771 (U)	0.816 (U)	1.23
8/25/2021			0.0991 (U)		0.624 (U)		
8/26/2021				0.724 (U)		0.427 (U)	0.356 (U)
9/1/2021	0.676 (U)	0.761 (U)					
2/8/2022							0.594 (U)
2/10/2022	0.233 (U)	0 (U)	0.702 (U)	1.25 (U)	0.197 (U)	0.791 (U)	
8/31/2022	0.313 (U)						
9/1/2022		0.959 (U)	0.381 (U)	0.811 (U)	1.23 (U)	0.52 (U)	0.0906 (U)
Mean	0.4901	0.4761	0.6852	0.9972	0.5989	0.8945	0.9114
Std. Dev.	0.2076	0.3754	0.4123	0.3166	0.3832	0.4915	0.585
Upper Lim.	0.7102	0.9918	1.252	1.432	0.8103	1.202	1.207
Lower Lim.	0.27	-0.03967	0.1187	0.5623	0.3875	0.5865	0.5131

Confidence Interval

Constituent: Combined Radium 226 + 228 (pCi/L) Analysis Run 10/6/2022 11:20 AM View: Appendix IV

Plant Yates Client: Southern Company Data: Plant Yates AMA-R6

	YGWC-42	YGWC-43	YGWC-49	PZ-35	PZ-37	YGWC-36A
8/30/2016	2.99					
8/31/2016		0.926 (U)				
9/1/2016			1.2			
9/2/2016						0.873 (U)
9/22/2016						0.667 (U)
9/29/2016						1.63
10/6/2016						0.641 (U)
11/14/2016						0.0451 (U)
11/15/2016			0.645 (U)			
11/16/2016	4.01	0.773 (U)				
2/24/2017		0.661 (U)				
2/27/2017	2.5		0.244 (U)			
2/28/2017						1.34 (U)
5/9/2017			0.519 (U)			0.309 (U)
5/10/2017	2.55	1.27				
7/11/2017	3.94	1.02				
7/13/2017			0.5 (U)			0.618 (U)
10/11/2017			1.41			
10/12/2017	3.57	1.58			1.83	
11/21/2017					1.33	
1/11/2018					1.53	
2/20/2018					2.75	
3/30/2018						0.721 (U)
4/3/2018					1.47	
4/4/2018	1.9	1.71	0.442 (U)			
6/13/2018						1.04 (U)
6/29/2018					1.69	
8/6/2018					1.69	
9/20/2018	1.94	2.8	1.14 (U)			
9/24/2018					2.26	
9/26/2018						0.604 (U)
10/16/2018				0.363 (U)		
3/6/2019						0.919 (U)
4/4/2019						1.05 (U)
8/21/2019		3.16				
8/22/2019	1.59					
9/26/2019			1.16 (U)			0.979 (U)
10/8/2019	0.995 (U)	3.65				
3/25/2020	1.17 (U)	3.04	1.2 (U)	0.197 (U)		1.22 (U)
9/24/2020	0.751 (U)		1.57 (U)	1.07 (U)		
9/25/2020		4.75			1.68 (U)	
10/7/2020						1.58
2/9/2021		6.38	0.137 (U)		1.52	
2/10/2021	0.612 (U)			0.546 (U)		0.466 (U)
3/4/2021	1.02	6.02	0.579 (U)	0.397 (U)	1.49	0.0671 (U)
8/25/2021	0.978 (U)				1.41	
9/1/2021			0.686 (U)	0.696 (U)		
9/3/2021						0.622 (U)
9/27/2021		1.54				
2/8/2022		3.11	0.201 (U)			
2/10/2022	0.307 (U)			1.25 (U)	0.81 (U)	
2/11/2022						0.395 (U)

Confidence Interval

Constituent: Combined Radium 226 + 228 (pCi/L) Analysis Run 10/6/2022 11:20 AM View: Appendix IV

Plant Yates Client: Southern Company Data: Plant Yates AMA-R6

	YGWC-42	YGWC-43	YGWC-49	PZ-35	PZ-37	YGWC-36A
8/31/2022			0.823 (U)	0.326 (U)		
9/1/2022	0.596 (U)	4.16			0.463 (U)	0.189 (U)
Mean	1.848	2.738	0.7785	0.6056	1.566	0.7607
Std. Dev.	1.215	1.798	0.4482	0.3761	0.5466	0.4502
Upper Lim.	2.609	3.865	1.07	1.004	1.953	1.009
Lower Lim.	1.087	1.611	0.4869	0.207	1.179	0.5124

Confidence Interval

Constituent: Fluoride (mg/L) Analysis Run 10/6/2022 11:20 AM View: Appendix IV

Plant Yates Client: Southern Company Data: Plant Yates AMA-R6

	YAMW-2	YAMW-4	YAMW-5	YGWC-23S	YGWC-38	YGWC-41	YGWC-42
6/7/2016				<0.1			
7/28/2016				0.03 (J)			
8/30/2016							0.02 (J)
9/20/2016				<0.1			
11/8/2016				<0.1			
11/16/2016							0.07 (J)
1/16/2017				<0.1			
2/27/2017							0.06 (J)
3/9/2017				<0.1			
5/2/2017				<0.1			
5/10/2017							<0.1
7/10/2017				<0.1			
7/11/2017							<0.1
10/11/2017				<0.1			
10/12/2017					<0.1	<0.1	<0.1
11/20/2017					0.2 (J)		
11/21/2017						<0.1	
1/11/2018						<0.1	
1/12/2018					0.21 (J)		
2/19/2018						<0.1	
2/20/2018					<0.1		
3/30/2018				<0.1			
4/3/2018					0.41	<0.1	
4/4/2018							<0.1
6/12/2018				<0.1			
6/27/2018						<0.1	
6/28/2018					0.43		
8/7/2018					<0.1	0.11 (J)	
9/20/2018							0.041 (J)
9/24/2018					0.034 (J)	<0.1	
9/27/2018				<0.1			
3/6/2019				<0.1			
3/27/2019					0.24 (J)		<0.1
3/28/2019						0.1 (J)	
4/4/2019				0.049 (J)			
8/22/2019					<0.1	<0.1	<0.1
9/27/2019				0.12 (J)			
10/9/2019					<0.1	<0.1	<0.1
3/25/2020					<0.1	<0.1	<0.1
3/26/2020				<0.1			
9/23/2020	<0.1	<0.1					
9/24/2020			<0.1	<0.1			<0.1
9/25/2020					<0.1	<0.1	
2/9/2021	<0.1	0.14	<0.1	<0.1	<0.1		
2/10/2021						<0.1	<0.1
3/3/2021	<0.1	0.14					
3/4/2021			<0.1	<0.1	<0.1	<0.1	<0.1
8/25/2021		<0.1		<0.1			<0.1
8/26/2021			<0.1		<0.1	<0.1	
9/1/2021	<0.1						
2/8/2022						<0.1	
2/10/2022	<0.1	<0.1	<0.1	<0.1	<0.1		<0.1

Confidence Interval

Constituent: Fluoride (mg/L) Analysis Run 10/6/2022 11:20 AM View: Appendix IV

Plant Yates Client: Southern Company Data: Plant Yates AMA-R6

	YAMW-2	YAMW-4	YAMW-5	YGWC-23S	YGWC-38	YGWC-41	YGWC-42
9/1/2022	0.063 (J)	0.078 (J)	0.055 (J)	0.057 (J)	<0.1	<0.1	0.053 (J)
Mean	0.09383	0.1097	0.0925	0.09345	0.1513	0.1006	0.08578
Std. Dev.	0.01511	0.02499	0.01837	0.02048	0.1094	0.002357	0.02538
Upper Lim.	0.1	0.1201	0.1	0.12	0.21	0.11	0.1
Lower Lim.	0.063	0.05659	0.055	0.057	0.034	0.1	0.06

Confidence Interval

Constituent: Fluoride (mg/L) Analysis Run 10/6/2022 11:20 AM View: Appendix IV

Plant Yates Client: Southern Company Data: Plant Yates AMA-R6

	YGWC-43	YGWC-49	PZ-37	YGWC-36A
8/31/2016	0.12 (J)			
9/1/2016		0.09 (J)		
9/2/2016				0.05 (J)
11/14/2016				0.18 (J)
11/15/2016		0.16 (J)		
11/16/2016	0.2 (J)			
2/24/2017	0.21 (J)			
2/27/2017		0.06 (J)		
2/28/2017				0.09 (J)
5/9/2017		0.05 (J)		0.009 (J)
5/10/2017	0.04 (J)			
7/11/2017	0.2 (J)			
7/13/2017		<0.1		<0.1
9/22/2017				0.09 (J)
9/29/2017				<0.1
10/6/2017				<0.1
10/11/2017		0.14 (J)		<0.1
10/12/2017	0.1 (J)		<0.1	
11/21/2017			0.26 (J)	
1/11/2018			<0.1	
2/20/2018			0.45	
3/30/2018				<0.1
4/3/2018			0.31	
4/4/2018	<0.1	<0.1		
6/13/2018				<0.1
6/29/2018			<0.1	
8/6/2018			0.23 (J)	
9/20/2018	<0.1	<0.1		
9/24/2018			<0.1	
9/26/2018				<0.1
3/6/2019				<0.1
3/28/2019	0.078 (J)	<0.1		
4/4/2019				0.043 (J)
8/21/2019	0.062 (J)			
9/26/2019		0.09 (J)		0.094 (J)
10/9/2019	<0.1			
3/25/2020	0.073 (J)	<0.1		<0.1
9/24/2020		<0.1		
9/25/2020	<0.1		<0.1	
10/7/2020				<0.1
2/9/2021	0.058 (J)	<0.1	<0.1	
2/10/2021				<0.1
3/4/2021	0.063 (J)	<0.1	<0.1	<0.1
8/25/2021			<0.1	
9/1/2021		<0.1		
9/3/2021				<0.1
9/27/2021	0.1			
2/8/2022	0.066 (J)	<0.1		
2/10/2022			<0.1	
2/11/2022				<0.1
8/31/2022		<0.1		
9/1/2022	0.091 (J)		<0.1	<0.1

Confidence Interval

Constituent: Fluoride (mg/L) Analysis Run 10/6/2022 11:20 AM View: Appendix IV

Plant Yates Client: Southern Company Data: Plant Yates AMA-R6

	YGWC-43	YGWC-49	PZ-37	YGWC-36A
Mean	0.1034	0.09941	0.1607	0.09345
Std. Dev.	0.05025	0.02436	0.1101	0.03065
Upper Lim.	0.1064	0.14	0.26	0.1
Lower Lim.	0.06116	0.09	0.1	0.094

Confidence Interval

Constituent: Lead (mg/L) Analysis Run 10/6/2022 11:20 AM View: Appendix IV

Plant Yates Client: Southern Company Data: Plant Yates AMA-R6

	YAMW-1	YAMW-2	YAMW-4	YAMW-5	YGWC-23S	YGWC-38	YGWC-41
6/7/2016					0.00044 (J)		
7/28/2016					<0.001		
9/20/2016					<0.001		
11/8/2016					<0.001		
1/16/2017					<0.001		
3/9/2017					<0.001		
5/2/2017					<0.001		
7/10/2017					<0.001		
10/12/2017						0.0001 (J)	<0.001
11/20/2017						0.0001 (J)	
11/21/2017							<0.001
1/11/2018							7E-05 (J)
1/12/2018						0.0001 (J)	
2/19/2018							<0.001
2/20/2018						<0.001	
3/30/2018					<0.001		
4/3/2018						<0.001	<0.001
6/27/2018							0.0011 (J)
6/28/2018						<0.001	
8/7/2018						<0.001	<0.001
9/24/2018						<0.001	<0.001
3/6/2019					<0.001		
4/4/2019					<0.001		
8/22/2019						<0.001	6.7E-05 (J)
9/26/2019	<0.001						
9/27/2019					0.00013 (J)		
10/9/2019						<0.001	0.00012 (J)
3/25/2020	<0.001					<0.001	<0.001
3/26/2020					<0.001		
9/23/2020		<0.001	0.00028 (J)				
9/24/2020	<0.001			0.00011 (J)	4.6E-05 (J)		
9/25/2020						<0.001	<0.001
2/9/2021	0.00019 (J)	0.00011 (J)	0.00054 (J)	7.3E-05 (J)	<0.001	<0.001	
2/10/2021							0.0002 (J)
3/3/2021	<0.001	8E-05 (J)	9.6E-05 (J)				
3/4/2021				4.1E-05 (J)	0.00021 (J)	<0.001	<0.001
8/25/2021			<0.001		<0.001		
8/26/2021				<0.001		<0.001	<0.001
9/1/2021	<0.001	<0.001					
2/8/2022							<0.001
2/10/2022	<0.001	<0.001	<0.001	<0.001	<0.001	<0.001	
8/31/2022	<0.001						
9/1/2022		<0.001	<0.001	<0.001	<0.001	<0.001	<0.001
Mean	0.0008988	0.0006983	0.0006527	0.0005373	0.0008329	0.0008412	0.0007975
Std. Dev.	0.0002864	0.0004674	0.0004058	0.0005073	0.0003395	0.0003537	0.0003923
Upper Lim.	0.001	0.001	0.0005822	0.001	0.001	0.001	0.0011
Lower Lim.	0.00019	8E-05	8.192E-05	4.1E-05	0.00044	0.0001	0.0002

Confidence Interval

Constituent: Lead (mg/L) Analysis Run 10/6/2022 11:20 AM View: Appendix IV

Plant Yates Client: Southern Company Data: Plant Yates AMA-R6

	YGWC-42	YGWC-43	YGWC-49	PZ-35	PZ-37	YGWC-36A
8/30/2016	<0.001					
8/31/2016		<0.001				
9/1/2016			<0.001			
9/2/2016						0.0017 (J)
11/14/2016						0.0002 (J)
11/15/2016			<0.001			
11/16/2016	0.0002 (J)	<0.001				
2/24/2017		<0.001				
2/27/2017	<0.001		<0.001			
2/28/2017						0.0003 (J)
5/9/2017			<0.001			0.0004 (J)
5/10/2017	9E-05 (J)	8E-05 (J)				
7/11/2017	<0.001	<0.001				
7/13/2017			<0.001			0.0004 (J)
9/22/2017						0.0003 (J)
9/29/2017						0.0002 (J)
10/6/2017						0.0002 (J)
10/11/2017			<0.001			
10/12/2017	<0.001	<0.001			0.0002 (J)	
11/21/2017					0.0002 (J)	
1/11/2018					0.0001 (J)	
2/20/2018					<0.001	
3/30/2018						<0.001
4/3/2018					<0.001	
4/4/2018	<0.001	<0.001	<0.001			
6/29/2018					<0.001	
8/6/2018					<0.001	
9/20/2018	<0.001	<0.001	<0.001			
9/24/2018					<0.001	
3/6/2019						<0.001
4/4/2019						0.00037 (J)
8/21/2019		<0.001				
8/22/2019	<0.001					
9/26/2019			<0.001	<0.001		0.00023 (J)
10/9/2019	<0.001	<0.001				
3/25/2020	4.7E-05 (J)	7.5E-05 (J)	5.9E-05 (J)	<0.001		0.0001 (J)
9/24/2020	<0.001		<0.001	<0.001		
9/25/2020		<0.001			8.5E-05 (J)	
10/7/2020						0.00077 (J)
2/9/2021		<0.001	<0.001		8.8E-05 (J)	
2/10/2021	5.4E-05 (J)			8.7E-05 (J)		0.00051 (J)
3/4/2021	<0.001	<0.001	<0.001	0.00015 (J)	<0.001	0.00025 (J)
8/25/2021	<0.001				<0.001	
9/1/2021			<0.001	<0.001		
9/3/2021						<0.001
9/27/2021		<0.001				
2/8/2022		<0.001	<0.001			
2/10/2022	<0.001			<0.001	<0.001	
2/11/2022						<0.001
8/31/2022			<0.001	<0.001		
9/1/2022	<0.001	<0.001			<0.001	<0.001
Mean	0.0007877	0.0008915	0.0009412	0.0007796	0.0006909	0.0005753

Confidence Interval

Constituent: Lead (mg/L) Analysis Run 10/6/2022 11:20 AM View: Appendix IV

Plant Yates Client: Southern Company Data: Plant Yates AMA-R6

	YGWC-42	YGWC-43	YGWC-49	PZ-35	PZ-37	YGWC-36A
Std. Dev.	0.0003957	0.0003064	0.0002353	0.0004084	0.0004316	0.0004306
Upper Lim.	0.001	0.001	0.001	0.001	0.001	0.0004751
Lower Lim.	0.0002	8E-05	5.9E-05	8.7E-05	0.0001	0.0001666

Confidence Interval

Constituent: Lithium (mg/L) Analysis Run 10/6/2022 11:20 AM View: Appendix IV

Plant Yates Client: Southern Company Data: Plant Yates AMA-R6

	YAMW-1	YAMW-4	YAMW-5	YGWC-23S	YGWC-38	YGWC-41	YGWC-42
6/7/2016				<0.03			
7/28/2016				0.0019 (J)			
8/30/2016							0.0257 (J)
9/20/2016				0.0021 (J)			
11/8/2016				0.0024 (J)			
11/16/2016							0.0221 (J)
1/16/2017				0.0022 (J)			
2/27/2017							0.0208 (J)
3/9/2017				0.0025 (J)			
5/2/2017				0.0019 (J)			
5/10/2017							0.0316 (J)
7/10/2017				0.0018 (J)			
7/11/2017							0.0281 (J)
10/12/2017					0.0095 (J)	0.004 (J)	0.0331 (J)
11/20/2017					0.0083 (J)		
11/21/2017						0.0043 (J)	
1/11/2018						0.0044 (J)	
1/12/2018					0.0089 (J)		
2/19/2018						<0.03	
2/20/2018					0.0082 (J)		
3/30/2018				0.0039 (J)			
4/3/2018					0.0097 (J)	0.0047 (J)	
4/4/2018							0.037 (J)
6/12/2018				0.0017 (J)			
6/27/2018						0.0042 (J)	
6/28/2018					0.0093 (J)		
8/7/2018					0.0092 (J)	0.0038 (J)	
9/20/2018							0.049 (J)
9/24/2018					0.0083 (J)	0.0037 (J)	
9/27/2018				0.0017 (J)			
10/16/2018	0.0052 (J)						
3/6/2019				0.0025 (J)			
4/4/2019				0.0018 (J)			
8/22/2019					0.0082 (J)	0.0035 (J)	0.047
9/26/2019	<0.03						
9/27/2019				0.0017 (J)			
10/9/2019					0.0081 (J)	0.0032 (J)	0.037
3/25/2020	0.0011 (J)				0.0081 (J)	0.0029 (J)	0.045
3/26/2020				0.0021 (J)			
9/23/2020		0.03 (J)					
9/24/2020	0.011 (J)		0.013 (J)	0.0035 (J)			0.05
9/25/2020					0.0069 (J)	0.0025 (J)	
2/9/2021	0.021 (J)	0.018 (J)	0.016 (J)	0.0026 (J)	0.0067 (J)		
2/10/2021						0.0021 (J)	0.058
3/3/2021	0.022 (J)	0.02 (J)					
3/4/2021			0.016 (J)	0.0026 (J)	0.0067 (J)	0.0021 (J)	0.059
8/25/2021		0.033		0.0026 (J)			0.053
8/26/2021			0.015 (J)		0.007 (J)	0.0021 (J)	
9/1/2021	0.013 (J)						
2/8/2022						0.0023 (J)	
2/10/2022	0.014 (J)	0.036	0.015 (J)	0.0029 (J)	0.0068 (J)		0.052
8/31/2022	0.021 (J)						

Confidence Interval

Constituent: Lithium (mg/L) Analysis Run 10/6/2022 11:20 AM View: Appendix IV

Plant Yates Client: Southern Company Data: Plant Yates AMA-R6

	YAMW-1	YAMW-4	YAMW-5	YGWC-23S	YGWC-38	YGWC-41	YGWC-42
9/1/2022		0.032	0.013 (J)	0.0025 (J)	0.006 (J)	0.0019 (J)	0.054
Mean	0.0137	0.02817	0.01467	0.002948	0.007994	0.003924	0.04132
Std. Dev.	0.007211	0.007387	0.001366	0.002822	0.001129	0.003003	0.01272
Upper Lim.	0.02066	0.03831	0.01646	0.0026	0.008701	0.0043	0.04929
Lower Lim.	0.006737	0.01802	0.01275	0.0018	0.007287	0.0021	0.03334

Confidence Interval

Constituent: Lithium (mg/L) Analysis Run 10/6/2022 11:20 AM View: Appendix IV

Plant Yates Client: Southern Company Data: Plant Yates AMA-R6

	YGWC-43	YGWC-49	PZ-35	PZ-37	YGWC-36A
8/31/2016	0.006 (J)				
9/1/2016		0.0034 (J)			
9/2/2016					0.0029 (J)
11/14/2016					0.0044 (J)
11/15/2016		0.0044 (J)			
11/16/2016	0.0095 (J)				
2/24/2017	0.0104 (J)				
2/27/2017		0.0036 (J)			
2/28/2017					0.0038 (J)
5/9/2017		0.0038 (J)			0.0057 (J)
5/10/2017	0.0123 (J)				
7/11/2017	0.0131 (J)				
7/13/2017		0.0036 (J)			0.007 (J)
9/22/2017					0.0067 (J)
9/29/2017					0.0064 (J)
10/6/2017					0.0065 (J)
10/11/2017		0.0036 (J)			
10/12/2017	0.013 (J)			0.0271 (J)	
11/21/2017				0.0255 (J)	
1/11/2018				0.0271 (J)	
2/20/2018				<0.03	
3/30/2018					0.0061 (J)
4/3/2018				0.027 (J)	
4/4/2018	0.016 (J)	0.0039 (J)			
6/13/2018					0.0065 (J)
6/29/2018				0.032 (J)	
8/6/2018				0.033 (J)	
9/20/2018	0.019 (J)	0.0036 (J)			
9/24/2018				0.028 (J)	
9/26/2018					0.0063 (J)
10/16/2018			0.0011 (J)		
3/6/2019					0.0057 (J)
4/4/2019					0.0058 (J)
8/21/2019	0.015 (J)				
9/26/2019		0.0036 (J)	<0.03		0.0041 (J)
10/9/2019	0.018 (J)				
3/25/2020	0.016 (J)	0.0037 (J)	0.011 (J)		0.0032 (J)
9/24/2020		0.0037 (J)	0.001 (J)		
9/25/2020	0.018 (J)			0.028 (J)	
10/7/2020					0.0014 (J)
2/9/2021	0.024 (J)	0.0038 (J)		0.024 (J)	
2/10/2021			0.0012 (J)		0.0011 (J)
3/4/2021	0.025 (J)	0.0035 (J)	0.0015 (J)	0.028 (J)	<0.03
8/25/2021				0.023 (J)	
9/1/2021		0.0036 (J)	0.0019 (J)		
9/3/2021					0.00086 (J)
9/27/2021	0.0092 (J)				
2/8/2022	0.016 (J)	0.0036 (J)			
2/10/2022			0.0021 (J)	0.017 (J)	
2/11/2022					0.00093 (J)
8/31/2022		0.0031 (J)	0.0025 (J)		
9/1/2022	0.014 (J)			0.016 (J)	0.00089 (J)

Confidence Interval

Constituent: Lithium (mg/L) Analysis Run 10/6/2022 11:20 AM View: Appendix IV

Plant Yates Client: Southern Company Data: Plant Yates AMA-R6

	YGWC-43	YGWC-49	PZ-35	PZ-37	YGWC-36A
Mean	0.01497	0.003656	0.004144	0.02505	0.004823
Std. Dev.	0.005	0.0002683	0.005143	0.005568	0.003211
Upper Lim.	0.0181	0.0038	0.015	0.02899	0.006165
Lower Lim.	0.01184	0.0035	0.001	0.02111	0.002765

Confidence Interval

Constituent: Mercury (mg/L) Analysis Run 10/6/2022 11:20 AM View: Appendix IV

Plant Yates Client: Southern Company Data: Plant Yates AMA-R6

	YGWC-23S	YGWC-38	YGWC-41	YGWC-42	YGWC-43	YGWC-49	PZ-37
6/7/2016	9.8E-05 (J)						
7/28/2016	<0.0002						
8/30/2016				<0.0002			
8/31/2016					<0.0002		
9/1/2016						<0.0002	
9/20/2016	<0.0002						
11/8/2016	<0.0002						
11/15/2016						<0.0002	
11/16/2016				<0.0002	<0.0002		
1/16/2017	<0.0002						
2/24/2017					<0.0002		
2/27/2017				<0.0002		<0.0002	
3/9/2017	<0.0002						
5/2/2017	<0.0002						
5/9/2017						<0.0002	
5/10/2017				<0.0002	<0.0002		
7/10/2017	<0.0002						
7/11/2017				<0.0002	<0.0002		
7/13/2017						<0.0002	
10/11/2017						<0.0002	
10/12/2017		<0.0002	<0.0002	<0.0002	<0.0002		<0.0002
11/20/2017		8E-05 (J)					
11/21/2017			6E-05 (J)				6E-05 (J)
1/11/2018			<0.0002				<0.0002
1/12/2018		<0.0002					
2/19/2018			<0.0002				
2/20/2018		<0.0002					<0.0002
3/30/2018	<0.0002						
4/3/2018		<0.0002	<0.0002				<0.0002
4/4/2018				<0.0002	<0.0002	<0.0002	
6/27/2018			<0.0002				
6/28/2018		3.7E-05 (J)					
6/29/2018							<0.0002
8/6/2018							<0.0002
8/7/2018		<0.0002	<0.0002				
9/20/2018				4.8E-05 (J)	5.2E-05 (J)	6.1E-05 (J)	
9/24/2018		<0.0002	<0.0002				<0.0002
9/27/2018	<0.0002						
3/6/2019	<0.0002						
8/21/2019					<0.0002		
8/22/2019		<0.0002	<0.0002	<0.0002			
9/25/2020							<0.0002
2/9/2021	0.00015 (J)	<0.0002			<0.0002	0.00014 (J)	<0.0002
2/10/2021			<0.0002	<0.0002			
3/4/2021	<0.0002	<0.0002	<0.0002	<0.0002	<0.0002	<0.0002	<0.0002
8/25/2021	<0.0002			<0.0002			<0.0002
8/26/2021		<0.0002	<0.0002				
9/1/2021						<0.0002	
9/27/2021					9E-05 (JB)		
2/8/2022			<0.0002		<0.0002	<0.0002	
2/10/2022	<0.0002	<0.0002		<0.0002			<0.0002
8/31/2022						<0.0002	

Confidence Interval

Constituent: Mercury (mg/L) Analysis Run 10/6/2022 11:20 AM View: Appendix IV

Plant Yates Client: Southern Company Data: Plant Yates AMA-R6

	YGWC-23S	YGWC-38	YGWC-41	YGWC-42	YGWC-43	YGWC-49	PZ-37
9/1/2022	<0.0002	<0.0002	<0.0002	<0.0002	<0.0002		0.00019 (J)
Mean	0.0001905	0.0001798	0.00019	0.0001891	0.0001816	0.0001847	0.0001893
Std. Dev.	2.764E-05	5.207E-05	3.742E-05	4.062E-05	4.743E-05	4.07E-05	3.731E-05
Upper Lim.	0.0002	0.0002	0.0002	0.0002	0.0002	0.0002	0.0002
Lower Lim.	0.00015	8E-05	6E-05	4.8E-05	9E-05	0.00014	0.00019

Confidence Interval

Constituent: Molybdenum (mg/L) Analysis Run 10/6/2022 11:20 AM View: Appendix IV

Plant Yates Client: Southern Company Data: Plant Yates AMA-R6

	YAMW-1	YAMW-4	YGWC-42	YGWC-43	YGWC-49	PZ-35	PZ-37
8/30/2016			0.0019 (J)				
8/31/2016				0.0022 (J)			
9/1/2016					<0.01		
11/15/2016					<0.01		
11/16/2016			0.0027 (J)	<0.01			
2/24/2017				<0.01			
2/27/2017			0.0031 (J)		0.0007 (J)		
5/9/2017					<0.01		
5/10/2017			0.0017 (J)	<0.01			
7/11/2017			0.0014 (J)	<0.01			
7/13/2017					<0.01		
10/11/2017					<0.01		
10/12/2017			<0.01	<0.01			0.0022 (J)
11/21/2017							0.0016 (J)
1/11/2018							0.0015 (J)
2/20/2018							<0.01
4/3/2018							<0.01
4/4/2018			<0.01	<0.01	<0.01		
6/29/2018							0.0021 (J)
8/6/2018							<0.01
9/20/2018			<0.01	<0.01	<0.01		
9/24/2018							<0.01
8/21/2019				0.0012 (J)			
8/22/2019			<0.01				
10/9/2019			<0.01	0.0012 (J)			
3/25/2020	<0.01		<0.01	0.0015 (J)	<0.01	0.0019 (J)	
9/23/2020		0.0068 (J)					
9/24/2020	0.0022 (J)		0.00091 (J)		<0.01	<0.01	
9/25/2020				0.0011 (J)			0.0016 (J)
2/9/2021	0.0038 (J)	0.0068 (J)		0.0012 (J)	<0.01		0.0016 (J)
2/10/2021			0.00094 (J)			<0.01	
3/3/2021	0.0037 (J)	0.0049 (J)					
3/4/2021			0.00085 (J)	0.0011 (J)	<0.01	<0.01	0.0024 (J)
8/25/2021		0.0081 (J)	0.00078 (J)				0.0011 (J)
9/1/2021	0.0014 (J)				<0.01	<0.01	
9/27/2021				0.0062 (J)			
2/8/2022				0.002 (J)	<0.01		
2/10/2022	0.00089 (J)	0.0076 (J)	0.0008 (J)			<0.01	<0.01
8/31/2022	<0.01				<0.01	<0.01	
9/1/2022		0.0074 (J)	0.00079 (J)	0.0014 (J)			<0.01
Mean	0.00457	0.006933	0.004463	0.005241	0.00938	0.008843	0.005293
Std. Dev.	0.003863	0.001113	0.004265	0.004266	0.002401	0.003062	0.004242
Upper Lim.	0.003878	0.008462	0.01	0.01	0.01	0.01	0.01
Lower Lim.	0.001048	0.005404	0.00085	0.0012	0.0007	0.0019	0.0015

Confidence Interval

Constituent: Molybdenum (mg/L) Analysis Run 10/6/2022 11:20 AM View: Appendix IV

Plant Yates Client: Southern Company Data: Plant Yates AMA-R6

	YGWC-36A
9/2/2016	0.0027 (J)
11/14/2016	0.0071 (J)
2/28/2017	0.0038 (J)
5/9/2017	0.0025 (J)
7/13/2017	0.0014 (J)
9/22/2017	<0.01
9/29/2017	<0.01
10/6/2017	<0.01
3/30/2018	<0.01
3/6/2019	<0.01
3/25/2020	<0.01
10/7/2020	0.0015 (J)
2/10/2021	<0.01
3/4/2021	<0.01
9/3/2021	<0.01
2/11/2022	<0.01
9/1/2022	<0.01
Mean	0.007588
Std. Dev.	0.003568
Upper Lim.	0.01
Lower Lim.	0.0027

Confidence Interval

Constituent: Selenium (mg/L) Analysis Run 10/6/2022 11:20 AM View: Appendix IV

Plant Yates Client: Southern Company Data: Plant Yates AMA-R6

	YAMW-1	YAMW-4	YAMW-5	YGWC-23S	YGWC-38	YGWC-41	YGWC-42
6/7/2016				0.037			
7/28/2016				0.0385			
8/30/2016							0.0711
9/20/2016				0.0464			
11/8/2016				0.0521			
11/16/2016							0.0313
1/16/2017				0.0469			
2/27/2017							0.0316
3/9/2017				0.0437			
5/2/2017				0.0395			
5/10/2017							0.053
7/10/2017				0.0386			
7/11/2017							0.0697
10/12/2017					0.265	0.0191	0.0594
11/20/2017					0.246		
11/21/2017						0.0687	
1/11/2018						0.069	
1/12/2018					0.249		
2/19/2018						0.071	
2/20/2018					0.253		
3/30/2018				0.028			
4/3/2018					0.23	0.067	
4/4/2018							0.055
6/12/2018				0.026			
6/27/2018						0.066	
6/28/2018					0.23		
8/7/2018					0.2	0.061	
9/20/2018							0.041
9/24/2018					0.2	0.061	
9/27/2018				0.023			
10/16/2018	0.0019 (J)						
3/6/2019				0.019			
4/4/2019				0.017			
8/22/2019					0.14	0.058	0.047
9/26/2019	<0.005						
9/27/2019				0.018			
10/9/2019					0.12	0.052	0.042
1/15/2020			0.045				
1/16/2020		0.0018 (J)					
3/25/2020	<0.005				0.099	0.057	0.046
3/26/2020				0.024			
9/23/2020		0.016					
9/24/2020	<0.005		0.026	0.031			0.046
9/25/2020					0.076	0.046	
2/9/2021	<0.005	<0.005	0.06	0.032	0.073		
2/10/2021						0.033	0.043
3/3/2021	<0.005	<0.005					
3/4/2021			0.061	0.037	0.076	0.037	0.048
8/25/2021		0.019		0.032			0.043
8/26/2021			0.055		0.06	0.027	
9/1/2021	0.0027 (J)						
2/8/2022						0.031	

Confidence Interval

Constituent: Selenium (mg/L) Analysis Run 10/6/2022 11:20 AM View: Appendix IV

Plant Yates Client: Southern Company Data: Plant Yates AMA-R6

	YAMW-1	YAMW-4	YAMW-5	YGWC-23S	YGWC-38	YGWC-41	YGWC-42
2/10/2022	0.0034 (J)	0.019	0.057	0.039	0.064		0.044
8/31/2022	0.0041 (J)						
9/1/2022		0.023	0.048	0.036	0.055	0.027	0.035
Mean	0.002733	0.01197	0.05029	0.03356	0.1551	0.05005	0.04742
Std. Dev.	0.0006403	0.009305	0.01224	0.009911	0.08109	0.01751	0.0114
Upper Lim.	0.0041	0.02029	0.06483	0.03902	0.246	0.06102	0.05456
Lower Lim.	0.0019	-0.007902	0.03574	0.02809	0.073	0.03908	0.04027

Confidence Interval

Constituent: Selenium (mg/L) Analysis Run 10/6/2022 11:20 AM View: Appendix IV

Plant Yates Client: Southern Company Data: Plant Yates AMA-R6

	YGWC-49	PZ-35	PZ-37	YGWC-36A
9/1/2016	0.0086 (J)			
9/2/2016				0.0012 (J)
11/14/2016				<0.005
11/15/2016	0.0056 (J)			
2/27/2017	0.0098 (J)			
2/28/2017				0.0017 (J)
5/9/2017	0.0076 (J)			0.0018 (J)
7/13/2017	0.0093 (J)			0.0031 (J)
9/22/2017				0.0024 (J)
9/29/2017				0.002 (J)
10/6/2017				<0.005
10/11/2017	0.0089 (J)			
10/12/2017			0.234	
11/21/2017			0.225	
1/11/2018			0.168	
2/20/2018			0.315	
3/30/2018				<0.005
4/3/2018			0.28	
4/4/2018	<0.005			
6/13/2018				0.0024 (J)
6/29/2018			0.26	
8/6/2018			0.21	
9/20/2018	0.0081 (J)			
9/24/2018			0.33	
9/26/2018				0.0037 (J)
10/16/2018		<0.005		
3/6/2019				0.0033 (J)
4/4/2019				0.0029 (J)
9/26/2019	0.0077 (J)	<0.005		0.0019 (J)
3/25/2020	0.0085 (J)	<0.005		0.0024 (J)
9/24/2020	0.0091 (J)	<0.005		
9/25/2020			0.32	
10/7/2020				<0.005
2/9/2021	0.0079 (J)		0.28	
2/10/2021		<0.005		<0.005
3/4/2021	0.0058	<0.005	0.27	<0.005
8/25/2021			0.2	
9/1/2021	0.0066	0.0016 (J)		
9/3/2021				<0.005
2/8/2022	0.0075			
2/10/2022		0.003 (J)	0.2	
2/11/2022				<0.005
8/31/2022	0.0062	0.0033 (J)		
9/1/2022			0.17	<0.005
Mean	0.007481	0.002544	0.2473	0.002443
Std. Dev.	0.001823	0.0004586	0.0543	0.0005473
Upper Lim.	0.008667	0.0033	0.2857	0.002704
Lower Lim.	0.006295	0.0016	0.2088	0.001869

Confidence Interval

Constituent: Thallium (mg/L) Analysis Run 10/6/2022 11:20 AM View: Appendix IV

Plant Yates Client: Southern Company Data: Plant Yates AMA-R6

	YGWC-49
9/1/2016	<0.001
11/15/2016	<0.001
2/27/2017	9E-05 (J)
5/9/2017	<0.001
7/13/2017	<0.001
10/11/2017	<0.001
4/4/2018	<0.001
9/20/2018	<0.001
9/26/2019	<0.001
3/25/2020	<0.001
9/24/2020	<0.001
2/9/2021	<0.001
2/8/2022	<0.001
8/31/2022	<0.001
Mean	0.000935
Std. Dev.	0.0002432
Upper Lim.	0.001
Lower Lim.	9E-05

FIGURE I.

Appendix IV Trend Tests - Confidence Interval Exceedances - Significant Results

Plant Yates Client: Southern Company Data: Plant Yates AMA-R6 Printed 10/6/2022, 11:22 AM

Constituent	Well	Slope	Calc.	Critical	Sig.	N	%NDs	Normality	Xform	Alpha	Method
Selenium (mg/L)	**YGWA-17S (bg)**	**0**	**100**	**87**	**Yes**	**21**	**71.43**	**n/a**	**n/a**	**0.01**	**NP**
Selenium (mg/L)	**YGWC-38**	**-0.05246**	**-123**	**-63**	**Yes**	**17**	**0**	**n/a**	**n/a**	**0.01**	**NP**

Appendix IV Trend Tests - Confidence Interval Exceedances - All Results

Plant Yates Client: Southern Company Data: Plant Yates AMA-R6 Printed 10/6/2022, 11:22 AM

Constituent	Well	Slope	Calc.	Critical	Sig.	N	%NDs	Normality	Xform	Alpha	Method
Selenium (mg/L)	**YGWA-17S (bg)**	**0**	**100**	**87**	**Yes**	**21**	**71.43**	**n/a**	**n/a**	**0.01**	**NP**
Selenium (mg/L)	YGWA-18I (bg)	0	0	92	No	22	100	n/a	n/a	0.01	NP
Selenium (mg/L)	YGWA-18S (bg)	0	0	92	No	22	100	n/a	n/a	0.01	NP
Selenium (mg/L)	YGWA-20S (bg)	0	0	92	No	22	100	n/a	n/a	0.01	NP
Selenium (mg/L)	YGWA-21I (bg)	0	39	92	No	22	90.91	n/a	n/a	0.01	NP
Selenium (mg/L)	YGWA-39 (bg)	0	3	68	No	18	94.44	n/a	n/a	0.01	NP
Selenium (mg/L)	YGWA-40 (bg)	-0.0004047	-36	-68	No	18	38.89	n/a	n/a	0.01	NP
Selenium (mg/L)	YGWA-4I (bg)	0	5	92	No	22	90.91	n/a	n/a	0.01	NP
Selenium (mg/L)	YGWA-5D (bg)	0	0	92	No	22	100	n/a	n/a	0.01	NP
Selenium (mg/L)	YGWA-5I (bg)	0	19	92	No	22	95.45	n/a	n/a	0.01	NP
Selenium (mg/L)	**YGWC-38**	**-0.05246**	**-123**	**-63**	**Yes**	**17**	**0**	**n/a**	**n/a**	**0.01**	**NP**
Selenium (mg/L)	YGWA-47 (bg)	0	19	43	No	13	84.62	n/a	n/a	0.01	NP
Selenium (mg/L)	GWA-2 (bg)	0	0	206	No	38	100	n/a	n/a	0.01	NP
Selenium (mg/L)	YGWA-14S (bg)	0	48	81	No	20	70	n/a	n/a	0.01	NP
Selenium (mg/L)	YGWA-1D (bg)	0	0	81	No	20	100	n/a	n/a	0.01	NP
Selenium (mg/L)	YGWA-1I (bg)	0	0	81	No	20	100	n/a	n/a	0.01	NP
Selenium (mg/L)	YGWA-2I (bg)	0	0	81	No	20	100	n/a	n/a	0.01	NP
Selenium (mg/L)	YGWA-30I (bg)	0	0	81	No	20	100	n/a	n/a	0.01	NP
Selenium (mg/L)	YGWA-3D (bg)	0	0	81	No	20	100	n/a	n/a	0.01	NP
Selenium (mg/L)	YGWA-3I (bg)	0	0	81	No	20	100	n/a	n/a	0.01	NP
Selenium (mg/L)	PZ-37	-0.007845	-15	-48	No	14	0	n/a	n/a	0.01	NP

Sanitas™ v.9.6.35 Groundwater Stats Consulting. UG
Hollow symbols indicate censored values.

Sen's Slope Estimator

YGWA-17S (bg)

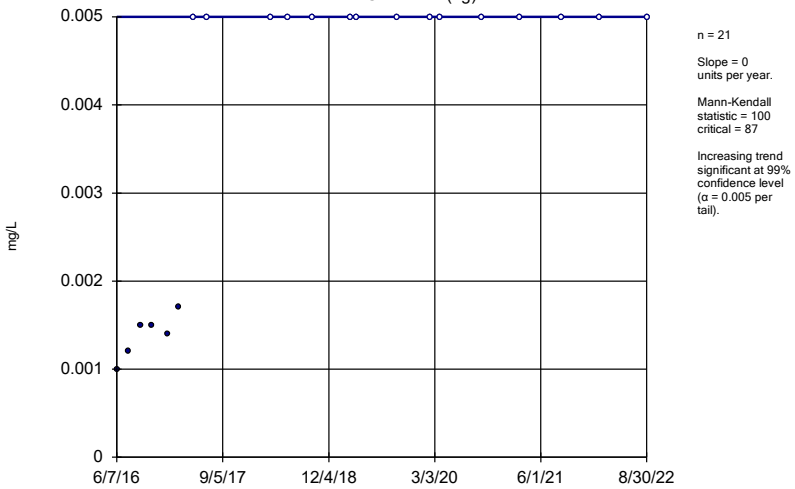

n = 21

Slope = 0 units per year.

Mann-Kendall statistic = 100
critical = 87

Increasing trend significant at 99% confidence level (α = 0.005 per tail).

Constituent: Selenium Analysis Run 10/6/2022 11:21 AM View: Appendix IV Trend Tests
Plant Yates Client: Southern Company Data: Plant Yates AMA-R6

Sanitas™ v.9.6.35 Groundwater Stats Consulting. UG
Hollow symbols indicate censored values.

Sen's Slope Estimator

YGWA-18I (bg)

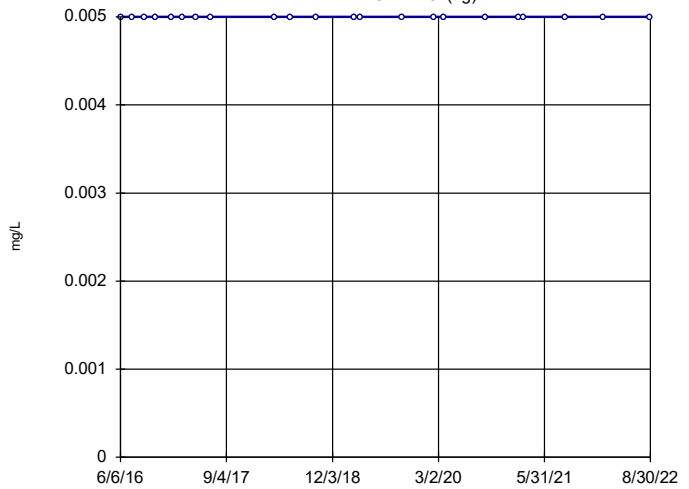

n = 22

Slope = 0 units per year.

Mann-Kendall statistic = 0
critical = 92

Trend not significant at 99% confidence level (α = 0.005 per tail).

Constituent: Selenium Analysis Run 10/6/2022 11:21 AM View: Appendix IV Trend Tests
Plant Yates Client: Southern Company Data: Plant Yates AMA-R6

Sanitas™ v.9.6.35 Groundwater Stats Consulting. UG
Hollow symbols indicate censored values.

Sen's Slope Estimator

YGWA-18S (bg)

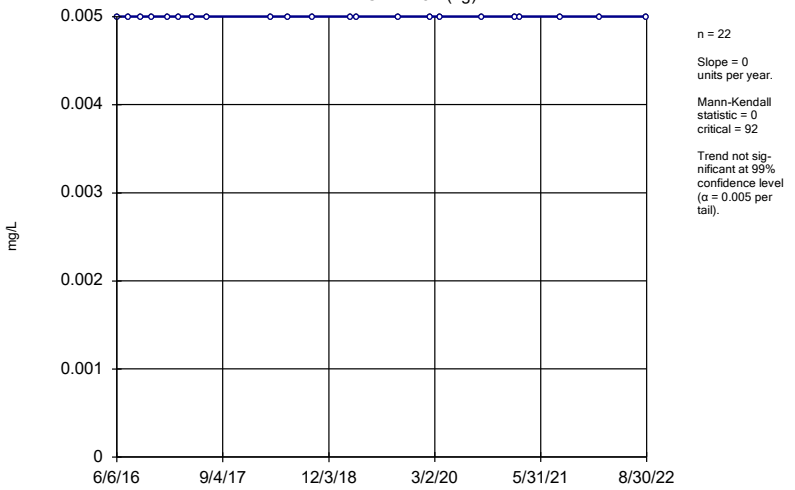

n = 22

Slope = 0 units per year.

Mann-Kendall statistic = 0
critical = 92

Trend not significant at 99% confidence level (α = 0.005 per tail).

Constituent: Selenium Analysis Run 10/6/2022 11:21 AM View: Appendix IV Trend Tests
Plant Yates Client: Southern Company Data: Plant Yates AMA-R6

Sanitas™ v.9.6.35 Groundwater Stats Consulting. UG
Hollow symbols indicate censored values.

Sen's Slope Estimator

YGWA-20S (bg)

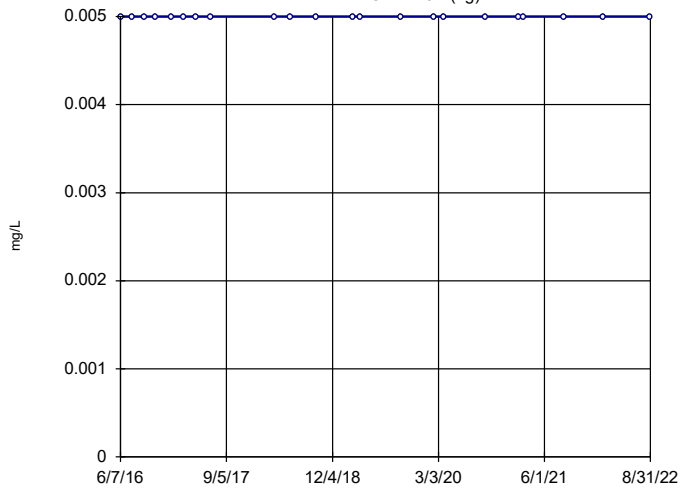

n = 22

Slope = 0 units per year.

Mann-Kendall statistic = 0
critical = 92

Trend not significant at 99% confidence level (α = 0.005 per tail).

Constituent: Selenium Analysis Run 10/6/2022 11:21 AM View: Appendix IV Trend Tests
Plant Yates Client: Southern Company Data: Plant Yates AMA-R6

Sanitas™ v.9.6.35 Groundwater Stats Consulting. UG
Hollow symbols indicate censored values.

Sen's Slope Estimator

YGWA-21I (bg)

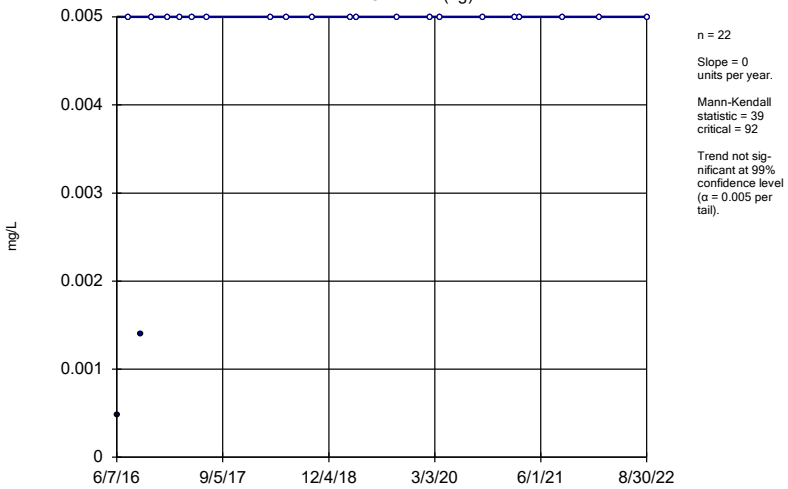

n = 22

Slope = 0 units per year.

Mann-Kendall statistic = 39
critical = 92

Trend not significant at 99% confidence level (α = 0.005 per tail).

Constituent: Selenium Analysis Run 10/6/2022 11:21 AM View: Appendix IV Trend Tests
Plant Yates Client: Southern Company Data: Plant Yates AMA-R6

Sanitas™ v.9.6.35 Groundwater Stats Consulting. UG
Hollow symbols indicate censored values.

Sen's Slope Estimator

YGWA-39 (bg)

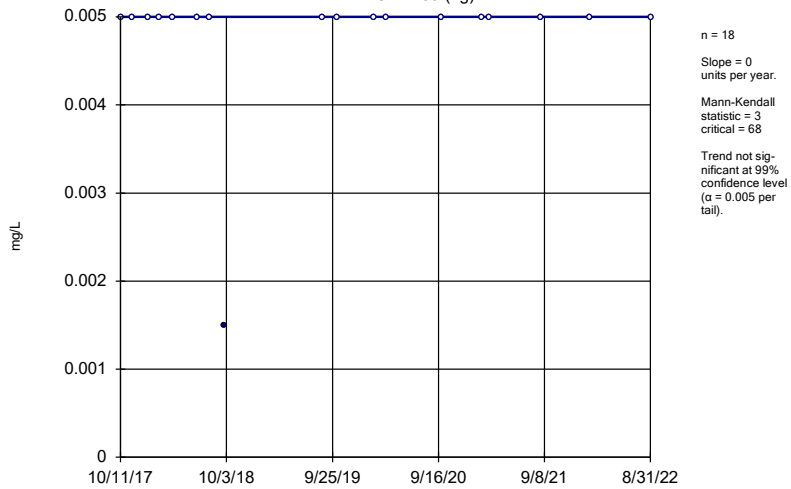

n = 18

Slope = 0 units per year.

Mann-Kendall statistic = 3
critical = 68

Trend not significant at 99% confidence level (α = 0.005 per tail).

Constituent: Selenium Analysis Run 10/6/2022 11:21 AM View: Appendix IV Trend Tests
Plant Yates Client: Southern Company Data: Plant Yates AMA-R6

Sanitas™ v.9.6.35 Groundwater Stats Consulting. UG
Hollow symbols indicate censored values.

Sen's Slope Estimator

YGWA-40 (bg)

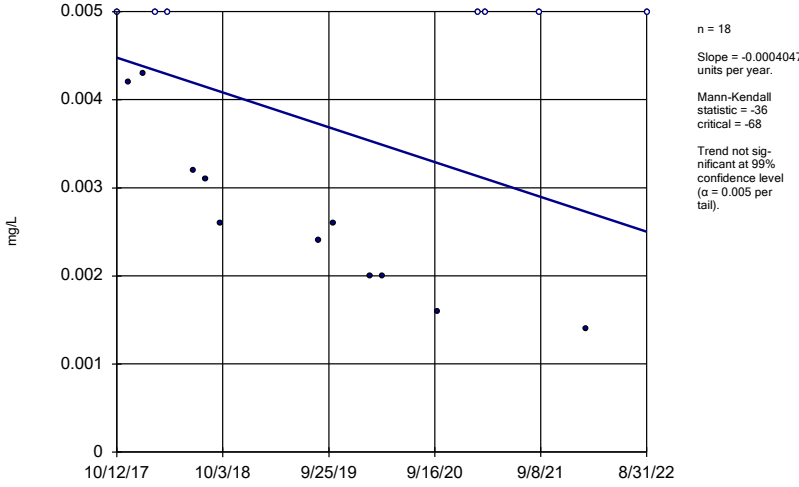

n = 18

Slope = -0.0004047 units per year.

Mann-Kendall statistic = -36
critical = -68

Trend not significant at 99% confidence level (α = 0.005 per tail).

Constituent: Selenium Analysis Run 10/6/2022 11:21 AM View: Appendix IV Trend Tests
Plant Yates Client: Southern Company Data: Plant Yates AMA-R6

Sanitas™ v.9.6.35 Groundwater Stats Consulting. UG
Hollow symbols indicate censored values.

Sen's Slope Estimator

YGWA-4I (bg)

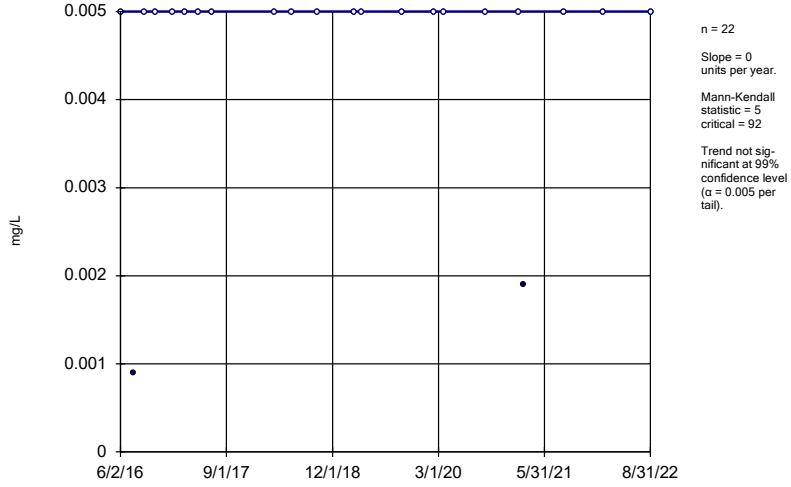

n = 22

Slope = 0 units per year.

Mann-Kendall statistic = 5
critical = 92

Trend not significant at 99% confidence level (α = 0.005 per tail).

Constituent: Selenium Analysis Run 10/6/2022 11:21 AM View: Appendix IV Trend Tests
Plant Yates Client: Southern Company Data: Plant Yates AMA-R6

Sanitas™ v.9.6.35 Groundwater Stats Consulting. UG
Hollow symbols indicate censored values.

Sen's Slope Estimator

YGWA-5D (bg)

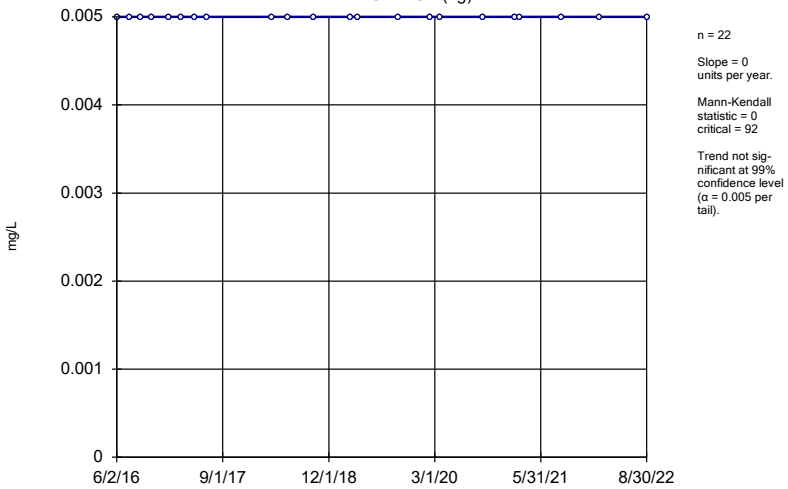

n = 22

Slope = 0 units per year.

Mann-Kendall statistic = 0 critical = 92

Trend not significant at 99% confidence level (α = 0.005 per tail).

Constituent: Selenium Analysis Run 10/6/2022 11:21 AM View: Appendix IV Trend Tests
Plant Yates Client: Southern Company Data: Plant Yates AMA-R6

Sanitas™ v.9.6.35 Groundwater Stats Consulting. UG
Hollow symbols indicate censored values.

Sen's Slope Estimator

YGWA-5I (bg)

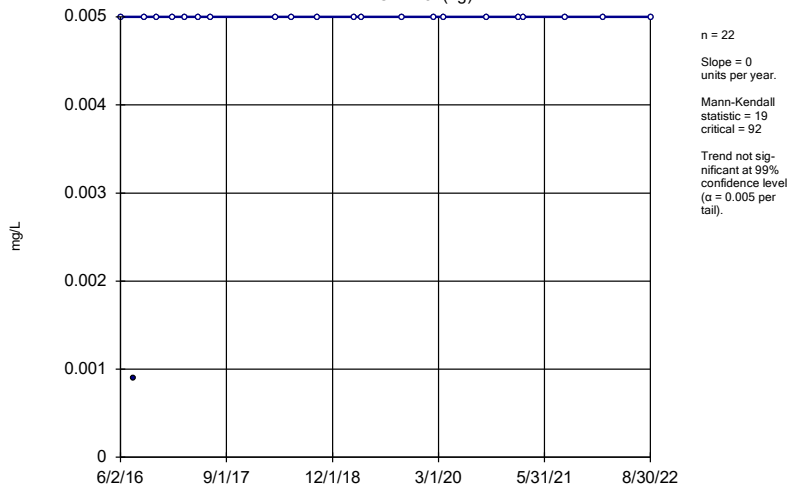

n = 22

Slope = 0 units per year.

Mann-Kendall statistic = 19 critical = 92

Trend not significant at 99% confidence level (α = 0.005 per tail).

Constituent: Selenium Analysis Run 10/6/2022 11:21 AM View: Appendix IV Trend Tests
Plant Yates Client: Southern Company Data: Plant Yates AMA-R6

Sanitas™ v.9.6.35 Groundwater Stats Consulting. UG

Sen's Slope Estimator

YGWC-38

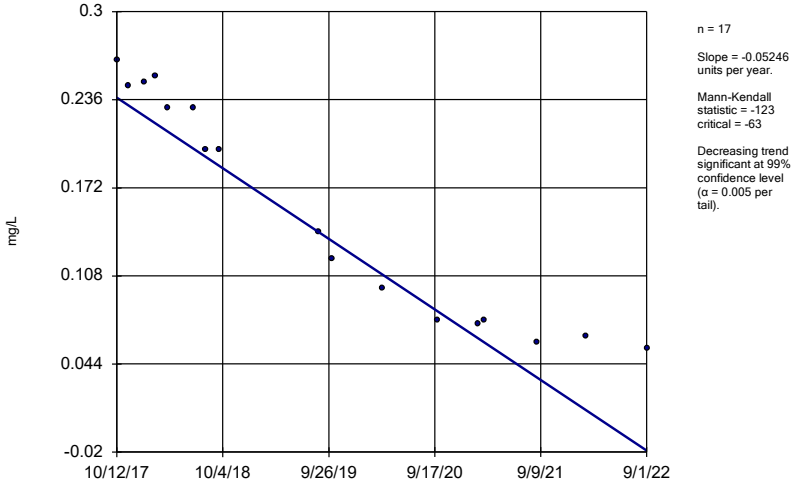

n = 17

Slope = -0.05246 units per year.

Mann-Kendall statistic = -123 critical = -63

Decreasing trend significant at 99% confidence level (α = 0.005 per tail).

Constituent: Selenium Analysis Run 10/6/2022 11:21 AM View: Appendix IV Trend Tests
Plant Yates Client: Southern Company Data: Plant Yates AMA-R6

Sanitas™ v.9.6.35 Groundwater Stats Consulting. UG
Hollow symbols indicate censored values.

Sen's Slope Estimator

YGWA-47 (bg)

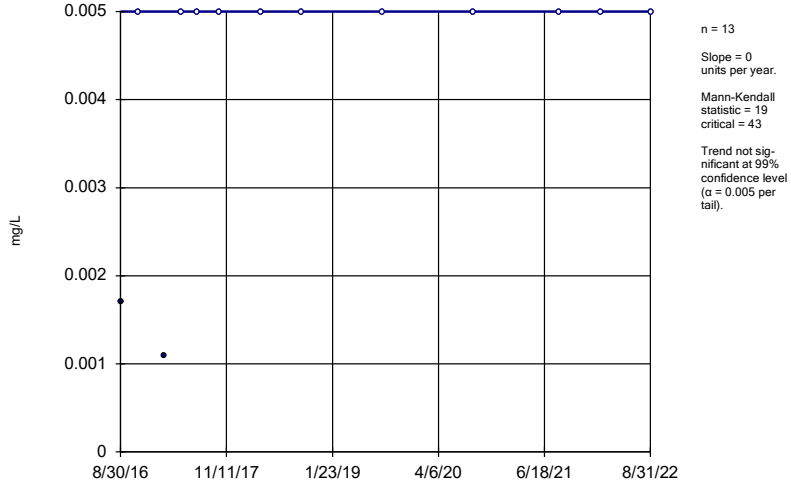

n = 13

Slope = 0 units per year.

Mann-Kendall statistic = 19 critical = 43

Trend not significant at 99% confidence level (α = 0.005 per tail).

Constituent: Selenium Analysis Run 10/6/2022 11:21 AM View: Appendix IV Trend Tests
Plant Yates Client: Southern Company Data: Plant Yates AMA-R6

Sanitas™ v.9.6.35 Groundwater Stats Consulting. UG
Hollow symbols indicate censored values.

Sen's Slope Estimator

GWA-2 (bg)

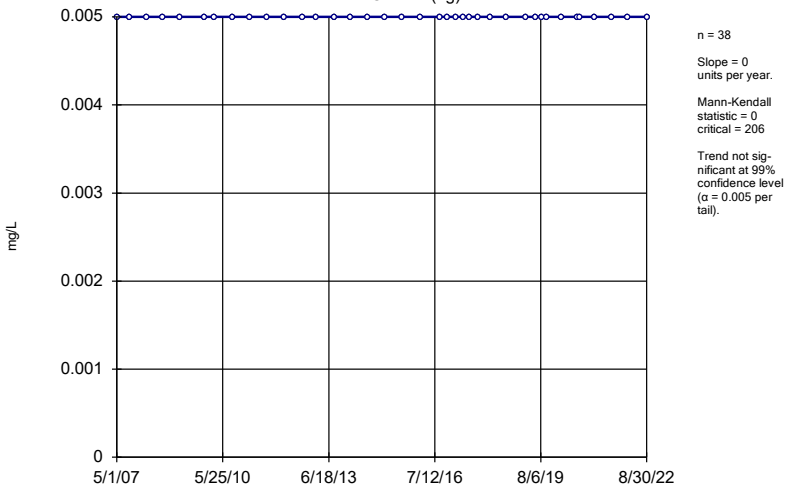

n = 38

Slope = 0 units per year.

Mann-Kendall statistic = 0
critical = 206

Trend not significant at 99% confidence level (α = 0.005 per tail).

Constituent: Selenium Analysis Run 10/6/2022 11:21 AM View: Appendix IV Trend Tests
Plant Yates Client: Southern Company Data: Plant Yates AMA-R6

Sanitas™ v.9.6.35 Groundwater Stats Consulting. UG
Hollow symbols indicate censored values.

Sen's Slope Estimator

YGWA-14S (bg)

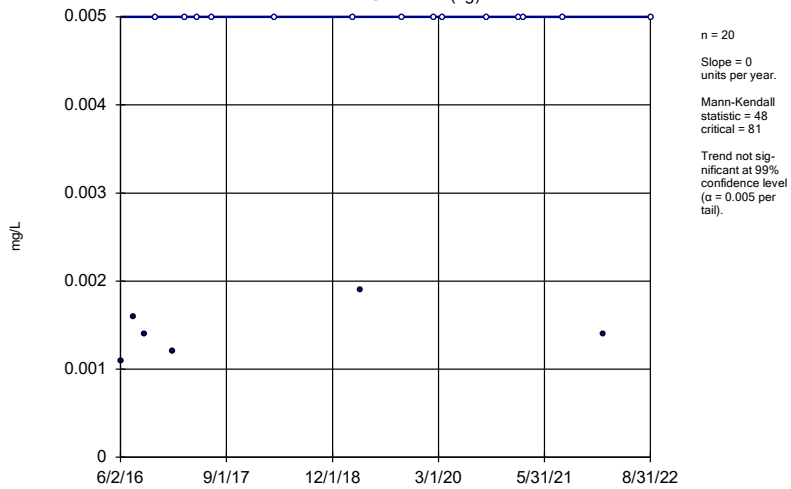

n = 20

Slope = 0 units per year.

Mann-Kendall statistic = 48
critical = 81

Trend not significant at 99% confidence level (α = 0.005 per tail).

Constituent: Selenium Analysis Run 10/6/2022 11:21 AM View: Appendix IV Trend Tests
Plant Yates Client: Southern Company Data: Plant Yates AMA-R6

Sanitas™ v.9.6.35 Groundwater Stats Consulting. UG
Hollow symbols indicate censored values.

Sen's Slope Estimator

YGWA-1D (bg)

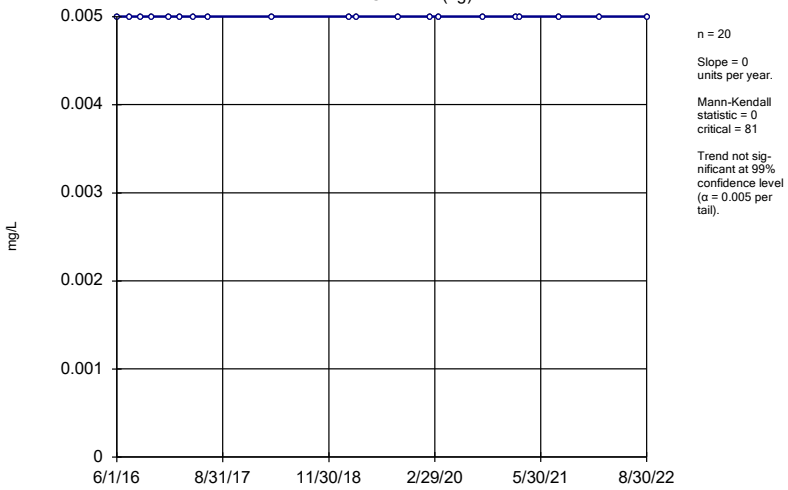

n = 20

Slope = 0 units per year.

Mann-Kendall statistic = 0
critical = 81

Trend not significant at 99% confidence level (α = 0.005 per tail).

Constituent: Selenium Analysis Run 10/6/2022 11:21 AM View: Appendix IV Trend Tests
Plant Yates Client: Southern Company Data: Plant Yates AMA-R6

Sanitas™ v.9.6.35 Groundwater Stats Consulting. UG
Hollow symbols indicate censored values.

Sen's Slope Estimator

YGWA-1I (bg)

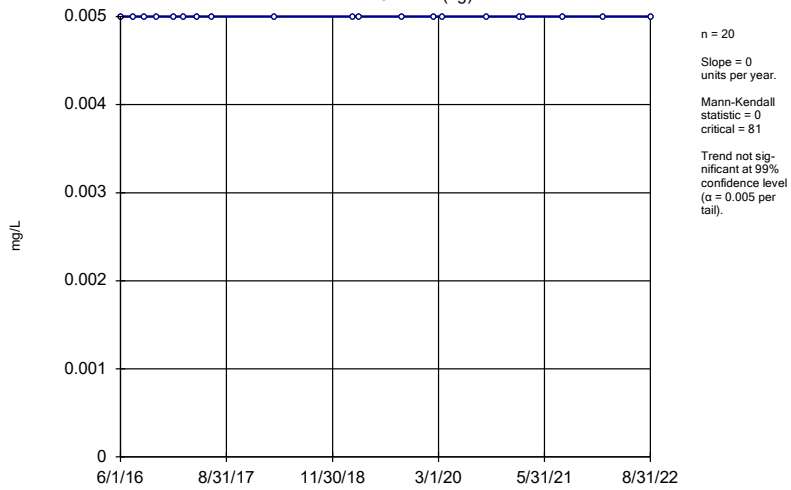

n = 20

Slope = 0 units per year.

Mann-Kendall statistic = 0
critical = 81

Trend not significant at 99% confidence level (α = 0.005 per tail).

Constituent: Selenium Analysis Run 10/6/2022 11:21 AM View: Appendix IV Trend Tests
Plant Yates Client: Southern Company Data: Plant Yates AMA-R6

Sanitas™ v.9.6.35 Groundwater Stats Consulting. UG
Hollow symbols indicate censored values.

Sen's Slope Estimator

YGWA-2I (bg)

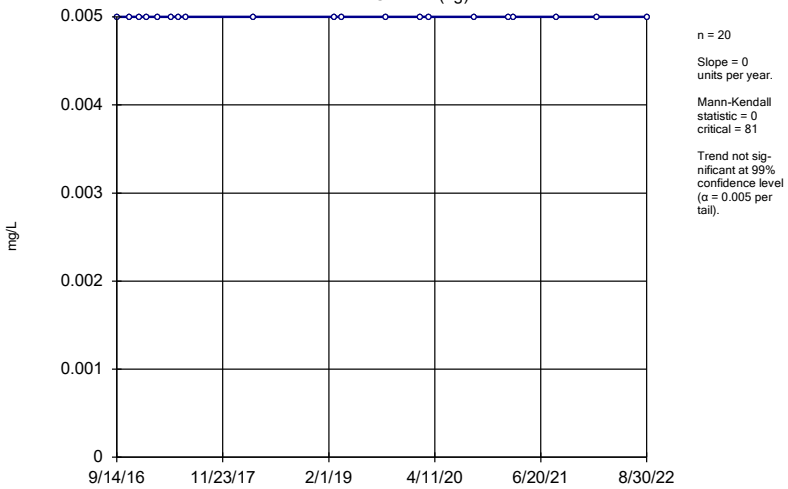

n = 20

Slope = 0 units per year.

Mann-Kendall statistic = 0
critical = 81

Trend not significant at 99% confidence level (α = 0.005 per tail).

Constituent: Selenium Analysis Run 10/6/2022 11:21 AM View: Appendix IV Trend Tests
Plant Yates Client: Southern Company Data: Plant Yates AMA-R6

Sanitas™ v.9.6.35 Groundwater Stats Consulting. UG
Hollow symbols indicate censored values.

Sen's Slope Estimator

YGWA-30I (bg)

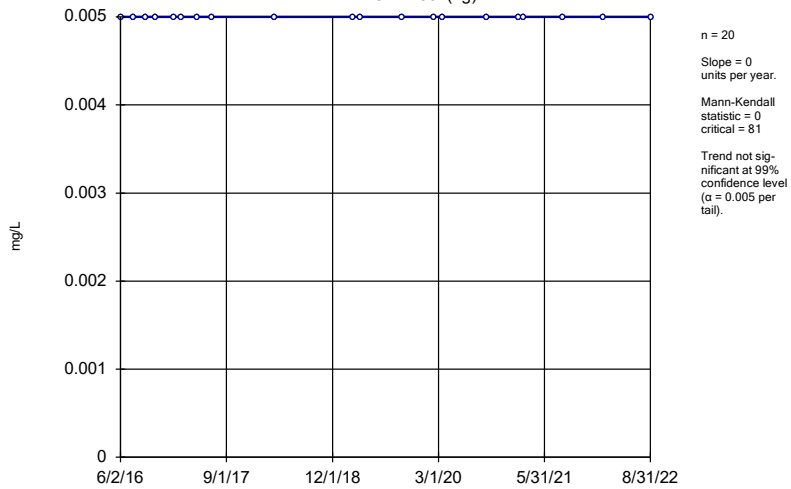

n = 20

Slope = 0 units per year.

Mann-Kendall statistic = 0
critical = 81

Trend not significant at 99% confidence level (α = 0.005 per tail).

Constituent: Selenium Analysis Run 10/6/2022 11:21 AM View: Appendix IV Trend Tests
Plant Yates Client: Southern Company Data: Plant Yates AMA-R6

Sanitas™ v.9.6.35 Groundwater Stats Consulting. UG
Hollow symbols indicate censored values.

Sen's Slope Estimator

YGWA-3D (bg)

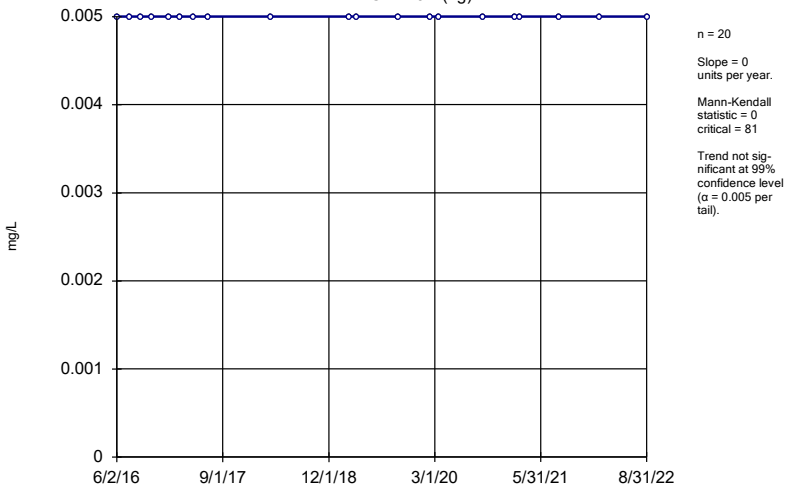

n = 20

Slope = 0 units per year.

Mann-Kendall statistic = 0
critical = 81

Trend not significant at 99% confidence level (α = 0.005 per tail).

Constituent: Selenium Analysis Run 10/6/2022 11:21 AM View: Appendix IV Trend Tests
Plant Yates Client: Southern Company Data: Plant Yates AMA-R6

Sanitas™ v.9.6.35 Groundwater Stats Consulting. UG
Hollow symbols indicate censored values.

Sen's Slope Estimator

YGWA-3I (bg)

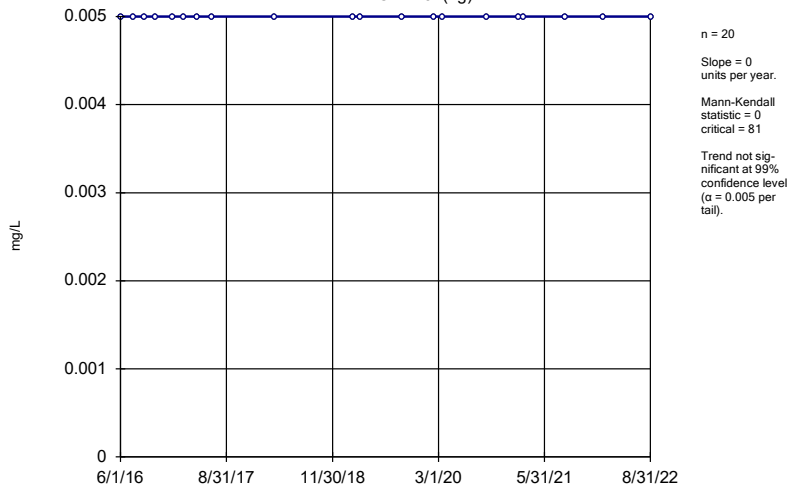

n = 20

Slope = 0 units per year.

Mann-Kendall statistic = 0
critical = 81

Trend not significant at 99% confidence level (α = 0.005 per tail).

Constituent: Selenium Analysis Run 10/6/2022 11:21 AM View: Appendix IV Trend Tests
Plant Yates Client: Southern Company Data: Plant Yates AMA-R6

Sen's Slope Estimator

PZ-37

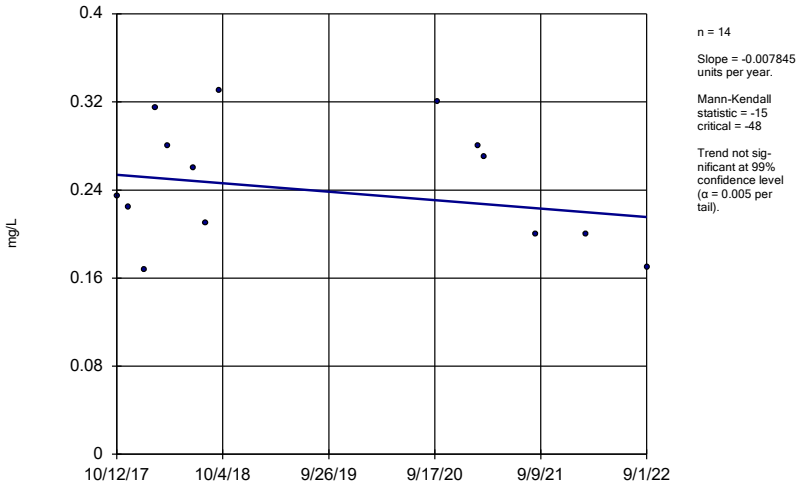

n = 14

Slope = -0.007845 units per year.

Mann-Kendall statistic = -15
critical = -48

Trend not significant at 99% confidence level (α = 0.005 per tail).

Constituent: Selenium Analysis Run 10/6/2022 11:21 AM View: Appendix IV Trend Tests

Plant Yates Client: Southern Company Data: Plant Yates AMA-R6

Arcadis U.S., Inc.
2839 Paces Ferry Road, Suite 900
Atlanta
Georgia 30339
Phone: 770 431 8666
Fax: 770 435 2666
www.arcadis.com